

Case No. 2013-00148
Atmos Energy Corporation, Kentucky Division
Staff RFI Set No. 1
Question No. 1-53
Page 1 of 3

REQUEST:

Provide an analysis of Atmos's expenses for research and development activities for the base period and the three most recent calendar years. The analysis should include the following:

- a. Basis of fees paid to research organizations and Atmos's portion of the total revenue of each organization. Where the contribution is monthly, provide the current rate and the effective date.
- b. Details of the research activities conducted by each organization.
- c. Details of services and other benefits provided to the utility by each organization .
- d. Annual expenditures of each organization with a basic description of the nature of costs incurred by the organization.
- e. Details of the expected benefits to the utility.

RESPONSE:

- a) Atmos Energy is an active member of two research and development (R&D) programs offered by the Gas Technology Institute (GTI). These are the Operations Technology Development (OTD) R&D Program and the Utilization Technology Development (UTD) R&D Program. Atmos Energy utilizes funds collected from Kentucky to fund annual dues for both UTD and OTD. These funds are paid to Gas Technology Institute and placed in a hold account and allocated periodically to the UTD and OTD organizations. Per the Company's Second Revised Sheet No. 42, which became effective May 28, 2010, the Research & Development Rider is \$0.0035 per 1,000 cubic feet. Total revenue for GTI during 2011 was \$63.6 million.

Atmos Kentucky contribution:

Research & Development Rider Collections and Expenses

Calendar Year	Collections	Expenses
2010	60,502.03	70,529.00
2011	59,254.78	58,817.22
2012	49,293.79	116,357.62
2013 (1)	36,813.54	44,341.88
Total	205,864.14	290,045.72

Case No. 2013-00148
Atmos Energy Corporation, Kentucky Division
Staff RFI Set No. 1
Question No. 1-53
Page 2 of 3

Note: (1) Through April 2013

- b) The Operations Technology Development Program (OTD) is providing natural gas companies with the innovative tools, techniques and processes to ensure continued safe, economic and reliable delivery of natural gas to the nation's gas ratepayers. Attachment 1 highlights OTD results.

Most notable is the completion of R&D and the commercial release of the Sensit Technologies Acoustic Plastic Pipe Locator. This device provides gas companies with the ability to locate buried plastic pipe before excavation and construction, in depths of up to five feet. The plastic pipe locator took thirty years of R&D and multiple technology pathways (acoustic, underground radar, placing metal particles in plastic pipe to locate magnetically, and radio frequency device - RFD - tags on plastic pipe) to perfect and bring to the marketplace. This development would not have occurred without OTD and prior research by the Gas Research Institute.

Other results included using the 3-GIS Mobile platform to allow users to integrate global positioning (GPS) receivers to increase the accuracy of new asset mapping operations; a Sensit Technologies Magnetic Joint Locator for cast iron and steel pipe joints, Sensit Portable Methane Detector (PMD) for hand-held locating of methane leaks, integrity risk management tools, and keyhole pipeline inspection systems from ULC Robotics.

The Utilization Technology Development Program (UTD) is providing high-efficiency natural gas appliances for residential, commercial and industrial gas customers. Attachment 2 highlights UTD results.

Most notable is the transport membrane condenser (TMC), the heart of Ultramizer superboiler technology from Cannon Boiler Works for commercial and small industrial boiler applications. This condensing boiler provides 94% plus efficiency, the world's highest efficiency small boiler, and fresh makeup water from the condensate.

Other technologies from UTD include high-efficiency commercial cooking applications for the Frymaster low-oil-volume fryers, the Stellar countertop steamer, the hybrid optimized tankless (HOT) residential water heater with over 80 percent efficiency, two solar-natural gas heating and hot water systems, a combined heat and power (CHP) device that can produce clean power plus steam with the FlexCHip application, a natural gas 8.9 L engine for vehicle applications, and a single ended radiant tube (RASERT) for radiant heating industrial and other indirect applications.

Case No. 2013-00148
Atmos Energy Corporation, Kentucky Division
Staff RFI Set No. 1
Question No. 1-53
Page 3 of 3

- c) Services provided to Atmos Energy Kentucky by GTI include program and project management, R&D work from applied research, to field experiments, to field tests, to demonstration projects. GTI also works with manufacturers and others to get the results of the R&D into the marketplace so that they can be used by the gas companies and the gas consumers.
- d) Annual Expenditure Summary:
OTD: \$8.9 million (2012)
UTD: \$4.3 million (2012)
- e) Expected benefits to the utility and Kentucky gas consumers:
- OTD projects have and will result in increased gas system safety, deliverability, integrity and O&M cost containment.
 - UTD projects have and will result in gas consumer energy savings, reduced gas bills, reduced gas use, environmental benefits, and enhanced safety.

ATTACHMENTS:

ATTACHMENT 1 - Atmos Energy Corporation, Staff_1-53_Att1 - OTD Exhibit 2013.pdf, 2 Pages.

ATTACHMENT 2 - Atmos Energy Corporation, Staff_1-53_Att2 - UTD Exhibit 2013.pdf, 4 Pages.

Respondent: Earnest Napier




Operations
Technology
Development

Results in Use

The OTD program is providing utilities, pipeline companies, service providers, and others in the natural gas business with innovative tools, enhanced processes, and advanced equipment developed to improve gas system operations.

OTD-Developed Products in the Marketplace



> **Acoustic Pipe Locator**

SENSIT Technologies

SENSIT's acoustic-based pipe locator provides the ability to locate plastic pipes before excavations and construction. Now commercially available, in tests the system was shown to be capable of detecting multiple buried plastic pipes at depths up to five feet.

Contact: Scott Kleppe | 219-465-2700 | jScottK@gasleaksensors.com | info@gasleaksensors.com



> **High-Accuracy GPS for Tablets and Smart Phones**
3-GIS

An application developed by OTD and GTI is now part of the 3-GIS Mobile platform to allow users to integrate external GPS receivers to improve the position accuracy of new asset mapping operations. Users can collect sub-foot accurate GPS data in real time on Android tablet computers and smart phones with no post-processing and no need for a base station.

Contact: Lee Nelson | 256-560-0744 x 222 | lnelson@3-gis.com | www.3-gis.com




> **Metallic Joint Locator (MJL)**

SENSIT Technologies

The SENSIT Ultra-Trac® MJL accurately locates bell joints, valves, pressure control fittings, repair clamps, mechanical couplings and service connections on metallic piping systems, significantly reducing excavation areas and pavement restoration costs.

Contact: Scott Kleppe | 219-465-2700 | jScottK@gasleaksensors.com | info@gasleaksensors.com



> **Portable Methane Detector (PMD)**

SENSIT Technologies

The handheld SENSIT®PMD uses optical-detection technology to provide sensitivity and cost advantages over conventional techniques employing flame ionization detectors. The PMD improves the efficiency of leak surveys, is less costly to maintain than other technologies, and can detect leaks from low ppm to 100% gas.

Contact: Scott Kleppe | 219-465-2700 | jScottK@gasleaksensors.com | info@gasleaksensors.com



> **GPS-Enabled Leak Surveying**

Ubisense Group Plc.

Automating the leak surveying and pinpointing process with GPS eliminates paper records, providing increased efficiency and reliable compliance documentation. Implementation of the GPS-enabled system with the VeroTrack AST™ software application is under way at several utility companies.

Contact: Langley Willauer | 603-930-3672 | langley.Willauer@ubisense.net | www.ubisense.net




> **Uptime® 3.0 Distribution Integrity Management Risk Model**

GL Noble Denton

Uptime® 3.0 provides an integrated environment for the integrity management of gas distribution and transmission pipeline assets. Uptime provides core support for all the key elements of distribution integrity management program regulations.

Contact: Michael Moore | 717-724-1900 | michael.moore@gl-group.com | www.gl-group.com



> **NO-BLO® DBS System**

Mueller Co.

Directional Bag Stopper (DBS) technology allows for routine maintenance without interruption of gas service to the customer. A portable system, it allows field technicians to perform many tasks related to the gas service line, including meter replacement and work on any part of the meter set, such as risers and regulators.

Contact: Bryan Kortte | 217-425-7516 | bkortte@muellercompany.com | www.muellercompany.com



> **Lift Assists for Pavement Breakers and Rock Drills**

Integrated Tool Solutions

This device assists workers in lifting the pavement breaker and rock drill after the bit has broken through the surface of the street or concrete and needs to be repositioned for the next penetration. By eliminating the need to manually lift and re-position the heavy tool, the lift assist makes pavement and concrete breaking easier and less physically demanding.

Contact: Ron Sorric | 760-529-5856 | rjsorric@integratedtoolsolutions.com | www.integratedtoolsolutions.com



> **Keyhole Pipeline Inspection Camera System**

ULC Robotics

The PRX250K keyhole camera is an internal inspection system designed for visual assessment of live mains through conventional pits or small keyholes. The system is easily maneuverable through tight bends, allowing utilities to examine pipe segments without the need to drill additional access holes.

Contact: Greg Penza | 631-667-9200 | gpenza@ulcrobotics.com | www.ulcrobotics.com

UTD



Utilization
Technology
Development



As climate change concerns escalate, consumers and companies grapple with high and volatile energy prices, and North America focuses on energy surety and sustainability, UTD's work has become increasingly critical. Since 2004, efforts supported by UTD have successfully addressed these growing issues for the energy industry and consumers.

UTD's objective is to direct the development of economical end-use technologies that are energy efficient, support green house gas reductions, and manage carbon reduction in a cost-effective manner, ensuring a robust economy. UTD strives to take R&D projects from the laboratory to the field, ensuring market success via field testing and commercialization of those technologies.

UTD is a not-for-profit corporation led by its 14 members who serve over 20 million natural gas consumers in 32 states and Canada. Through collaborative research and technology development, UTD member companies pool their resources and leverage available funding with state and federal government agencies. This approach assists in alignment of energy efficiency improvements, green house gas reductions, customer retention, and decoupled rate structures.

As the natural gas industry moves toward decoupling of revenues from gas volumes, regulators and consumer advocates are asking for some assurance that utilities are genuinely supporting energy efficiency. Becoming a UTD member indicates support for energy efficiency via the development and deployment of more efficient end-use equipment.

Technology to enable our energy future




UTD Technology Highlights

Analytical Tools

Providing information that impacts business

Whole House Residential Energy Efficiency Wizard (REEW)


The REEW provides UTD members and their customers with a user friendly Internet server-based tool allowing analysis and easy selection of the latest technologies applicable to residential building energy efficiency measures customized to a specific member service territory.



Carbon Management Information Center (CMIC)

CMIC serves the gas industry, its customers, and other stakeholders by developing resources and analytical tools that:

- Clearly and fairly evaluate opportunities to improve total energy efficiency, reduce greenhouse gas emissions, and lower energy costs for consumers.
- Provide a clear, concise, and technically-defensible message to policymakers, regulatory authorities, public interest groups and others in reducing the nation's energy consumption and carbon emissions.



Source Energy and Emissions Analysis Tool

The Carbon Management Information Center (CMIC) user-selectable tool estimates source energy consumption and CO₂ emissions associated with annual site energy consumption by purchased fuel type of baseline and alternative appliances and buildings. (Available online at www.cmictools.com.)


Commercial Successes

Delivering new end-use technologies to the marketplace

Transport Membrane Condenser (TMC) Technology

An advanced heat recovery system (AHRs), including TMC, was installed and commissioned at Baxter Healthcare, Thousand Oaks, CA in October 2009. The unit is meeting all performance expectations and has increased the existing natural gas boiler efficiency from 80 to 94%—saving customers 15% on their fuel bill and reducing greenhouse emissions by 15%.

Two additional AHRs systems were installed in 2010 at locations in New York and Pennsylvania, and a license agreement was signed with Cannon Boiler Works who has commercialized this technology.



Equinox Solar-Assisted Heating System

GTI, Rotex Australia and Solar Usage Now (S.U.N) introduced the new Equinox technology into the U.S. marketplace—a thermal storage tank and instantaneous water heater that provides 100% of domestic hot water and space heating needs. The solar ready technology marketed as S.U.N. Equinox Heating Systems® is considered one of the most energy efficient systems for residential and commercial applications.

Stellar Countertop Steamer

This compact gas-fired countertop steamer for commercial food service offers enhanced cooking rates while providing users with added savings of energy and water consumption. The unit is the first gas-fired boilerless steamer with an ENERGY STAR rating.




Low-Oil-Volume Fryers

A new commercial foodservice low-oil-volume fryer unit, marketed by Frymaster as Protector® fryers, increases energy efficiency while also extending cooking oil quality and life to provide significant customer savings.

Reverse-Annulus Single-Ended Radiant Tube (RASERT)

RASERT technology increases productivity, raises thermal efficiency, and decreases NO_x emissions for industrial heat treating and other indirect heating applications.



Cummins 8.9L Ultra Low Emissions Engine

This is the first engine certified to the highly stringent California 2010 standards for heavy-duty vehicle engines—achieving emission levels below the 0.2 g NO_x/hp-hr requirement while also retaining high shaft efficiency.

New Product Pipeline

Developing technologies to provide clean air, lower energy costs and ensure customer satisfaction



Hybrid Optimized Tankless (HOT) Water Heater

For gas-fired water heating to remain competitive, the industry must fill the present “efficiency gap”—between energy factors (EF) of 0.62 to 0.80—at an acceptable incremental installed cost.

The HOT water heater is an emerging technology equipped with innovative control strategies that incorporate the best aspects of both storage tank and tankless water heaters.

The objective of this project—follow-on work to prior CEC/SMP sponsored “breadboard” testing—is to continue prototyping the HOT water heater, leading to pre-production prototype specifications. GTI is partnering with a leading manufacturer in the laboratory evaluation and field testing of a potential product offering.




Solar Assisted Natural Gas Energy Systems

The project team foresees significant efficiency improvements in several applications by combining higher-temperature solar-related technologies with natural-gas-fired equipment. The solar thermal division at SolFocus has successfully branched off into an independent entity identified as B2U Solar.

Progress continues with the installation of solar-thermal collectors using B2U Solar's External Compound Parabolic Concentrator (XCPC) technology at GTI.

FlexCHP High Efficiency Ultra-Clean Power and Steam Package

Researchers are developing a cost-effective supplemental burner, integrated with a gas-turbine based CHP system that can significantly increase energy efficiency while meeting stringent air-emissions regulations. Lab tests have shown total efficiency of over 85% and NO_x emissions that are below stringent California emission levels.



Utilization Technology Development, NFP

▼
1700 South Mount Prospect Road
Des Plaines, Illinois 60018-1804
847-544-3400
FAX: 847-544-3401
www.utd-co.org

For more information

Greg Maxfield
UTD Program Administrator
952-250-7197
greg.maxfield@gastechnology.org

Case No. 2013-00148
Atmos Energy Corporation, Kentucky Division
Staff RFI Set No. 1
Question No. 1-54
Page 1 of 2

REQUEST:

Provide the following information concerning the costs for the preparation of this case:

- a. A detailed schedule of expenses incurred to date for the following categories:
- (1) Accounting;
 - (2) Engineering;
 - (3) Legal;
 - (4) Consultants; and
 - (5) Other Expenses (Identify separately).

For each category, the schedule should include the date of each transaction, check number or other document reference, the vendor, the hours worked, the rates per hour, amount, a description of the services performed, and the account number in which the expenditure was recorded. Provide copies of contracts or other documentation that support charges incurred in the preparation of this case. Identify any costs incurred for this case that occurred during the base period.

- b. An itemized estimate of the total cost to be incurred for this case. Expenses should be broken down into the same categories as identified in (a) above, with an estimate of the hours to be worked and the rates per hour. Include a detailed explanation of how the estimate was determined, along with all supporting workpapers and calculations.
- c. Provide monthly updates of the actual costs incurred in conjunction with this rate case, reported in the manner requested in (a) above. Updates will be due when Atmos files its monthly financial statements with the Commission, through the month of the public hearing.

RESPONSE:

- a) Please see Attachment 1 for a detailed schedule of rate case expenses incurred to date. Please see the Company's response to Staff DR No. 1-49 for copies of contracts for the external consultants/witnesses.
- b) Please see Attachment 2 for a copy of the Company's response to FR_16(13)(f) - Schedule F-6 Projected Rate Case Expenses.

Case No. 2013-00148
Atmos Energy Corporation, Kentucky Division
Staff RFI Set No. 1
Question No. 1-54
Page 2 of 2

- c) The Company will update the above requested information monthly and will submit it along with the Company's response to Staff DR No. 1-45.

ATTACHMENTS:

ATTACHMENT 1 - Atmos Energy Corporation, Staff_1-54_Att1 - Rate Case Expenses through April 2013.pdf, 1 Page.

ATTACHMENT 2 - Atmos Energy Corporation, Staff_1-54_Att2 - Projected Rate Case Expenses F-6.pdf, 1 Page.

Respondent: Josh C. Densman

Atmos Energy Corporation
Kentucky Operations
Rate Case Expenses
Actuals Through April 2013

Category	Transaction Date	Invoice Number	Vendor	Amount	Hours Worked	Hourly Rate	FERC Account	Expenditure Type	Base Period	Description
Consultants	1/31/2013	130114	Alliance Consulting Group	\$ 4,725.00	27.00	\$ 175	9280	Contractor Labor	Yes	Data Analysis - Depreciation Study - Rhonda Watts
Consultants	1/31/2013	130114	Alliance Consulting Group	\$ 94.50	N/A	N/A	9280	Contractor Labor	Yes	Data Analysis - Depreciation Study - Misc. Office Expenses
Consultants	1/31/2013	130115	Alliance Consulting Group	\$ 2,187.50	12.5	\$ 175	9280	Contractor Labor	Yes	Data Analysis - Depreciation Study - Rhonda Watts
Consultants	1/31/2013	130115	Alliance Consulting Group	\$ 43.75	N/A	N/A	9280	Contractor Labor	Yes	Data Analysis - Depreciation Study - Misc. Office Expenses
Consultants	2/28/2013	130203	Alliance Consulting Group	\$ 8,750.00	50.00	\$ 175	9280	Contractor Labor	Yes	Data Analysis - Depreciation Study - Rhonda Watts
Consultants	2/28/2013	130203	Alliance Consulting Group	\$ 125.00	0.50	\$ 250	9280	Contractor Labor	Yes	Data Analysis - Depreciation Study - Dane Watson
Consultants	2/28/2013	130203	Alliance Consulting Group	\$ 177.50	N/A	N/A	9280	Contractor Labor	Yes	Data Analysis - Depreciation Study - Misc. Office Expenses
Consultants	2/28/2013	130203	Alliance Consulting Group	\$ 1,000.00	N/A	N/A	9280	Contractor Labor	Yes	Data Analysis - Depreciation Study - PowerPlan Software Usage Fee
Consultants	2/28/2013	130204	Alliance Consulting Group	\$ 3,500.00	20.00	\$ 175	9280	Contractor Labor	Yes	Data Analysis - Depreciation Study - Rhonda Watts
Consultants	2/28/2013	130204	Alliance Consulting Group	\$ 125.00	0.50	\$ 250	9280	Contractor Labor	Yes	Data Analysis - Depreciation Study - Dane Watson
Consultants	2/28/2013	130204	Alliance Consulting Group	\$ 87.50	0.50	\$ 175	9280	Contractor Labor	Yes	Data Analysis - Depreciation Study - Karen Ponder
Consultants	2/28/2013	130204	Alliance Consulting Group	\$ 74.25	N/A	N/A	9280	Contractor Labor	Yes	Data Analysis - Depreciation Study - Misc. Office Expenses
Consultants	2/28/2013	130204	Alliance Consulting Group	\$ 1,000.00	N/A	N/A	9280	Contractor Labor	Yes	Data Analysis - Depreciation Study - PowerPlan Software Usage Fee
Consultants	3/31/2013	130302	Alliance Consulting Group	\$ 275.00	5.50	\$ 50	9280	Contractor Labor	Yes	Data Analysis - Depreciation Study - Tim Watson
Consultants	3/31/2013	130302	Alliance Consulting Group	\$ 725.00	14.50	\$ 50	9280	Contractor Labor	Yes	Data Analysis - Depreciation Study - Teresa Stewart
Consultants	3/31/2013	130302	Alliance Consulting Group	\$ 14,875.00	85.00	\$ 175	9280	Contractor Labor	Yes	Data Analysis - Depreciation Study - Rhonda Watts
Consultants	3/31/2013	130302	Alliance Consulting Group	\$ 5,625.00	22.50	\$ 250	9280	Contractor Labor	Yes	Data Analysis - Depreciation Study - Dane Watson
Consultants	3/31/2013	130302	Alliance Consulting Group	\$ 430.00	N/A	N/A	9280	Contractor Labor	Yes	Data Analysis - Depreciation Study - Misc. Office Expenses
Consultants	3/31/2013	130302	Alliance Consulting Group	\$ 988.51	N/A	N/A	9280	Contractor Labor	Yes	Data Analysis - Depreciation Study - Travel Expenses
Other Expenses	3/1/2013	IEXP-335611	Johnson, John C	\$ 247.26	N/A	N/A	9280	Lodgings	Yes	Expense Report Reimbursement: Depreciation Study Meeting with Alliance Consulting Group
Other Expenses	3/1/2013	IEXP-335611	Johnson, John C	\$ 27.86	N/A	N/A	9280	Meals	Yes	Expense Report Reimbursement: Depreciation Study Meeting with Alliance Consulting Group
Other Expenses	3/1/2013	IEXP-335611	Johnson, John C	\$ 525.49	N/A	N/A	9280	Transportation	Yes	Expense Report Reimbursement: Depreciation Study Meeting with Alliance Consulting Group
Other Expenses	3/15/2013	IEXP-335399	Densman, Josh C	\$ 6.03	N/A	N/A	9280	Meals	Yes	Expense Report Reimbursement: Depreciation Study Meeting with Alliance Consulting Group
Other Expenses	3/15/2013	IEXP-335399	Densman, Josh C	\$ 166.58	N/A	N/A	9280	Transportation	Yes	Expense Report Reimbursement: Depreciation Study Meeting with Alliance Consulting Group
Other Expenses	3/27/2013	IEXP-335260	Simon, Pearl A	\$ 195.89	N/A	N/A	9280	Meals	Yes	Expense Report Reimbursement: Depreciation Study Meeting with Alliance Consulting Group
Other Expenses	4/1/2013	IEXP-335547	Dobbs, Jay K (Kevin)	\$ 212.93	N/A	N/A	9280	Meals	Yes	Expense Report Reimbursement: Depreciation Study Meeting with Alliance Consulting Group
Other Expenses	4/19/2013	IEXP-338066	Densman, Josh C	\$ 93.57	N/A	N/A	9280	Meals	Yes	Expense Report Reimbursement: Minimum Filing Requirements and Testimony Review/Discussion
Other Expenses	4/26/2013	IEXP-337050	Martin, Mark	\$ 10.00	N/A	N/A	9280	Other	Yes	Expense Report Reimbursement: Proof of Good Standing for MFR
Other Expenses	4/26/2013	IEXP-337050	Martin, Mark	\$ 753.20	N/A	N/A	9280	Transportation	Yes	Expense Report Reimbursement: Discussion with Dallas Rate Department regarding rate case
TOTAL				\$ 47,047.52						

Atmos Energy Corporation, Kentucky/Mid-States Division
Kentucky Jurisdiction Case No. 2013-00148
Projected Rate Case Expense

Data: Base Period Forecasted Period
Type of Filing: Original Updated Revised
Workpaper Reference No(s).
FR 16(13)(F)
Schedule F-6
Witness: J. Densman

Line No.	Description	Amount
1	Consulting	
2	Class Cost Study - P. Raab	\$ 22,000
3	Cost of Capital - Vander Weide, J. H.	15,000
4	Depreciation - D. Watson	90,000
5	sub-total	<u>127,000</u>
6		
7	Legal Fees	
8	(J. Hughes/R. Hutchinson)	120,000
9		
10	Employee Expense	
11	(airfare, lodging, meals, etc.)	20,000
12		
13	Miscellaneous Expense	
14	(printing, advertising, etc.)	<u>50,000</u>
15		
16	Total Projected Rate Case Expense	<u>\$ 317,000</u>
17		
18	Three (3) Year Amortization of Rate Case Expenses	<u>\$ 105,667</u>

Case No. 2013-00148
Atmos Energy Corporation, Kentucky Division
Staff RFI Set No. 1
Question No. 1-55
Page 1 of 1

REQUEST:

Provide the following information for calendar year 2012 concerning Atmos and any affiliated service corporation or corporate service division/unit:

- a. A schedule detailing the costs, those directly charged, and those allocated by, Atmos to the service corporation. Indicate the Atmos accounts where these costs were originally recorded. For costs that are allocated, include a description of the allocation factors utilized.
- b. A schedule detailing the costs, those directly charged, and those allocated by, the service corporation to Atmos. Identify the Atmos accounts where these costs were recorded. For costs that are allocated, include a description of the allocation factors utilized.

RESPONSE:

Please see Attachment 1 for direct and allocated costs.

ATTACHMENT:

ATTACHMENT 1 - Atmos Energy Corporation, Staff_1-55_Att1 - Detail of Allocated Charges.pdf, 14 Pages.

Respondent: Jason Schneider

Atmos Energy Corp.
Kentucky Direct Charges
For Twelve months Ended Dec 2012

Account	Account Description	Subaccount	Subaccount Description	Jan-12	Feb-12	Mar-12	Apr-12	May-12	Jun-12	Jul-12	Aug-12	Sep-12	Oct-12	Nov-12	Dec-12	Total
8140	Storage-Operation supervision and engineering	04201	Software Maintenance	0	0	0	0	0	0	0	0	0	541	-	-	541
8140	Storage-Operation supervision and engineering	07590	Misc General Expense	(270)	(279)	(299)	(289)	(258)	(279)	(299)	(299)	(841)	(270)	(299)	(279)	(3,961)
8160	Wells expenses	01000	Non-project Labor	3,878	3,355	3,414	2,140	2,717	3,675	5,535	2,410	3,215	5,469	7,145	8,578	51,529
8160	Wells expenses	01008	Expense Labor Accrual	(449)	(15)	365	(130)	725	(1,289)	1,325	452	1,947	(2,364)	1,363	768	
8160	Wells expenses	02005	Non-inventory Supplies	180	1,074	291	15	-	84	-	1,803	-	283	1,257	260	5,357
8160	Wells expenses	05414	Lodging	0	0	0	0	0	0	0	0	0	0	313	-	813
8160	Wells expenses	05111	Contract Labor	0	0	0	0	0	0	0	0	0	6,919	18,838	11,200	36,957
8160	Wells expenses	07590	Misc General Expense	(296)	(318)	(398)	(341)	(636)	(318)	(398)	(3,670)	(3,670)	(298)	(398)	(318)	(7,392)
8170	Lines expenses	01000	Non-project Labor	2,515	2,542	1,651	1,439	2,392	3,712	2,697	2,627	3,058	1,687	7,326	4,320	35,412
8170	Lines expenses	01008	Expense Labor Accrual	(40)	13	(41)	(185)	884	(1,055)	395	300	198	1498	125	75	378
8170	Lines expenses	02005	Non-inventory Supplies	-	23	-	-	-	-	-	76	-	155	-	-	268
8170	Lines expenses	04590	Utilities	0	0	0	33	-	-	144	101	110	111	111	71	555
8180	Compressor station expenses	01000	Non-project Labor	-	596	775	1,252	493	243	114	190	-	862	3,444	1,111	9,106
8180	Compressor station expenses	01008	Expense Labor Accrual	(281)	239	149	301	(344)	(304)	9	48	(95)	560	14	(241)	72
8180	Compressor station expenses	02005	Non-inventory Supplies	1,023	245	576	684	845	207	58	153	537	1,114	444	373	6,259
8180	Compressor station expenses	02006	Purchasing Card Charges	0	0	0	127	-	(127)	0	0	0	0	0	0	0
8190	Compressor station expenses	04302	Heavy Equipment	0	0	0	0	0	0	0	30	-	0	0	0	30
8190	Compressor station expenses	04307	Heavy Equipment Capitalized	0	0	0	0	0	0	0	(29)	-	0	0	0	(29)
8190	Compressor station expenses	04590	Utilities	0	0	0	0	0	20	49	142	37	60	57	75	446
8190	Compressor station expenses	04599	Capitalized Utility Costs	0	0	0	0	0	(20)	(42)	(120)	(31)	(51)	(48)	(65)	(376)
8190	Compressor station expenses	05111	Contract Labor	330	-	-	-	-	-	-	-	235	0	0	0	566
8190	Compressor station fuel and power	04590	Utilities	60	85	84	63	63	57	53	54	33	56	63	-	631
8200	Storage-Measuring and regulating station expenses	01000	Non-project Labor	-	72	421	312	-	86	264	-	119	150	109	301	1,642
8200	Storage-Measuring and regulating station expenses	01008	Expense Labor Accrual	(30)	29	180	(35)	(178)	14	73	(92)	60	38	(80)	72	60
8200	Storage-Measuring and regulating station expenses	02005	Non-inventory Supplies	58	-	-	-	-	-	-	-	528	0	0	0	588
8200	Storage-Measuring and regulating station expenses	04590	Utilities	114	114	117	18	30	(95)	77	75	75	73	113	147	919
8200	Storage-Measuring and regulating station expenses	05111	Contract Labor	0	0	0	0	0	0	183	-	-	0	0	0	183
8210	Storage-Purification expenses	01000	Non-project Labor	155	328	-	-	-	-	-	-	-	0	307	334	1,123
8210	Storage-Purification expenses	01008	Expense Labor Accrual	(147)	76	(130)	-	-	-	-	-	-	0	51	49	(101)
8210	Storage-Purification expenses	02005	Non-inventory Supplies	87	-	-	-	-	-	-	-	-	0	101	247	435
8210	Storage-Purification expenses	04582	Building Maintenance	0	0	0	0	841	0	-	-	-	0	0	0	841
8210	Storage-Purification expenses	04590	Utilities	177	-	219	188	144	126	115	85	104	114	145	128	1,547
8240	Storage-Other expenses	04590	Utilities	19	21	20	21	17	19	19	19	19	19	19	-	212
8250	Storage well royalties	04580	Building Lease/Rents Capitalized	(109)	(17)	-	(38)	(61)	(383)	(44)	(22)	(162)	(155)	(9)	-	(919)
8250	Storage well royalties	04581	Building Lease/Rents	489	74	-	80	170	1,025	183	637	82	-	-	-	3,205
8250	Storage well royalties	04590	Utilities	1,269	1,056	604	403	300	88	82	60	112	194	255	773	5,196
8250	Storage well royalties	07590	Misc General Expense	114	7	222	45	41	11	6	6	6	16	61	123	815
8560	Mains expenses	01000	Non-project Labor	15,335	18,278	15,193	10,779	11,326	12,110	7,725	8,130	5,738	9,883	20,731	10,901	143,716
8560	Mains expenses	01066	O&M Project Labor and Contra	0	0	0	0	0	0	0	0	0	0	0	0	1,750
8560	Mains expenses	01068	Expense Labor Accrual	2,935	1,944	268	(1,651)	1,936	(5,847)	815	431	(196)	3,561	(2,975)	(215)	925
8560	Mains expenses	01013	Expense Labor Transfer In	0	0	0	0	0	0	0	0	0	0	0	0	1,750
8560	Mains expenses	01014	Expense Labor Transfer Out	0	0	0	0	0	0	0	0	0	0	0	0	(1,750)
8560	Mains expenses	02001	Inventory Materials	1,345	-	-	3,942	2,785	537	-	4,036	-	0	1,889	144	14,679
8560	Mains expenses	02004	Warehouse Loading Charge	189	-	-	158	111	21	-	161	-	0	78	6	722
8560	Mains expenses	02005	Non-inventory Supplies	815	1,077	1,229	535	917	1,364	2,132	2,317	1,143	2,086	1,444	1,807	16,865
8560	Mains expenses	03003	Capitalized transportation costs	-	-	(2)	-	-	-	-	(2)	-	(2)	(3)	(7)	(85)
8560	Mains expenses	03004	Vehicle Expense	-	-	11	-	-	-	-	6	-	8	30	103	158
8560	Mains expenses	04302	Heavy Equipment	1,206	1,064	2,307	105	4,670	151	2,038	8,130	1,481	2,718	3,275	128	27,251
8560	Mains expenses	04305	Use 03004 Licenses & Permits, Tax	0	0	0	0	15	-	-	-	-	0	0	0	15
8560	Mains expenses	04307	Heavy Equipment Capitalized	(1,182)	(1,042)	(2,261)	(103)	(4,577)	(148)	(1,977)	(7,958)	(1,432)	(2,662)	(3,210)	(125)	(26,706)
8560	Mains expenses	04590	Utilities	1,597	1,261	1,992	828	1,459	1,525	1,525	1,469	1,451	1,396	1,200	1,523	15,923
8560	Mains expenses	04599	Capitalized Utility Costs	(826)	(640)	(957)	(329)	(765)	(823)	(927)	(919)	(824)	(636)	(805)	(862)	(9,346)
8560	Mains expenses	05111	Postage/Delivery Services	0	0	83	-	-	-	-	-	18	0	0	0	187
8580	Mains expenses	05377	Cell phone equipment and accessories	0	0	0	0	35	-	-	-	-	0	105	-	140
8580	Mains expenses	05411	Meals and Entertainment	0	0	0	0	0	0	0	0	0	15	410	679	1,104
8580	Mains expenses	05414	Lodging	0	0	0	0	0	0	0	0	0	871	465	2,714	4,050
8580	Mains expenses	05419	Misc Employee Expense	-	-	-	-	-	-	-	-	-	140	-	58	198
8580	Mains expenses	05111	Contract Labor	3,156	-	1,589	1,598	10,984	-	1,598	1,598	1,598	1,598	1,200	113,279	138,249
8580	Mains expenses	07443	Uniforms	138	(70)	137	122	-	-	-	-	125	1,844	677	1,269	4,233
8580	Mains expenses	07444	Uniforms Capitalized	(31)	16	(29)	(55)	-	-	-	-	(32)	(33)	(76)	(68)	(588)
8570	Transmission-Measuring and regulating station expenses	01000	Non-project Labor	5,391	6,035	3,651	1,316	3,164	7,803	8,985	4,877	4,930	5,561	8,627	8,794	67,232
8570	Transmission-Measuring and regulating station expenses	01008	Expense Labor Accrual	250	527	(584)	(1,108)	1,491	(948)	1,178	(6)	-	1,150	(2,127)	1,147	958
8570	Transmission-Measuring and regulating station expenses	02001	Inventory Materials	(359)	(22)	22	-	-	-	-	-	-	0	0	0	(359)
8570	Transmission-Measuring and regulating station expenses	02004	Warehouse Loading Charge	(50)	(3)	3	-	-	-	-	-	-	0	0	0	(50)
8570	Transmission-Measuring and regulating station expenses	02005	Non-inventory Supplies	22	28	272	723	546	513	217	217	467	793	251	940	4,692
8570	Transmission-Measuring and regulating station expenses	04305	Use 03004 Licenses & Permits, Tax	0	0	0	15	-	-	-	-	-	0	0	0	15
8570	Transmission-Measuring and regulating station expenses	04590	Utilities	442	433	372	319	450	482	564	488	468	565	671	711	5,975
8570	Transmission-Measuring and regulating station expenses	05111	Contract Labor	0	0	0	0	0	0	1,493	90	0	0	255	1,836	
8700	Distribution-Operation supervision and engineering	01000	Non-project Labor	62,367	51,780	57,165	54,809	54,922	84,613	50,777	49,714	47,862	52,845	83,148	72,286	722,489
8700	Distribution-Operation supervision and engineering	01008	Expense Labor Accrual	(413,351)	(438,548)	(435,834)	(443,078)	(452,444)	(471,183)	(472,323)	(476,037)	(472,323)	(466,733)	(659,350)	(686,614)	(5,945,668)
8700	Distribution-Operation supervision and engineering	01002	Contract Labor Contra	(422,867)	(450,163)	(448,482)	(457,497)	(457,671)	(472,559)	(467,023)	(473,153)	(470,540)	(469,623)	(466,658)	(466,658)	(6,042,343)
8700	Distribution-Operation supervision and engineering	01006	O&M Project Labor and Contra	0	0	0	0	0	0	0	0	0	887	28,344	8,402	35,832
8700	Distribution-Operation supervision and engineering	01008	Expense Labor Accrual	5,212	(1,116)	7,870	1,582	8,301	(24,310)	3,837	7,085	(825)	10,419	(20,224)	8,601	4,410
8700	Distribution-Operation supervision and engineering	01011	Capital Labor Transfer In	238,087	209,187	218,864	240,660	235,055	361,785	253,985	228,205	240,270	230,883	370,989	242,813	3,070,745
8700	Distribution-Operation supervision and engineering	01012	Capital Labor Transfer Out	(228,591)	(197,550)	(207,239)	(226,390)	(219,628)	(343,528)	(238,145)	(225,389)	(239,441)	(230,077)	(375,746)	(242,569)	(2,974,269)

KY Summary

CASE NO. 2013-01549
ATTACHMENT 1
TO STAFF OR NO. 1-85

Atmos Energy Corp.
Kentucky Direct Charges
For Twelve Months Ended Dec 2012

Account	Account Description	Subaccount	Subaccount Description	Jan-12	Feb-12	Mar-12	Apr-12	May-12	Jun-12	Jul-12	Aug-12	Sep-12	Oct-12	Nov-12	Dec-12	Total
8700	Distribution-Operation supervision and engineering	04040	Community Rel&Trade Shows	-	200	-	-	-	-	2,000	-	-	0	0	0	2,200
8700	Distribution-Operation supervision and engineering	04044	Advertising	0	0	179	-	-	-	-	-	-	0	0	0	179
8700	Distribution-Operation supervision and engineering	04046	Customer Relations & Assist	875	495	545	-	-	-	-	-	-	0	0	0	1,915
8700	Distribution-Operation supervision and engineering	04201	Software Maintenance	8,087	(8,087)	0	0	0	769	48	-	10,368	0	200	-	11,372
8700	Distribution-Operation supervision and engineering	04212	IT Equipment	493	493	493	570	570	570	570	570	570	3,925	570	570	9,964
8700	Distribution-Operation supervision and engineering	04302	Heavy Equipment	17	183	1,276	271	455	328	21	26	51	0	2	-	2,666
8700	Distribution-Operation supervision and engineering	04305	Use 03004 Licenses & Permits, Tax	0	85	-	-	-	-	-	-	-	0	0	0	85
8700	Distribution-Operation supervision and engineering	04307	Heavy Equipment Capitalized	0	(17)	(180)	(1,252)	(265)	(446)	(531)	(21)	(26)	(80)	(2)	-	(2,812)
8700	Distribution-Operation supervision and engineering	04580	Building Lease/Rents Capitalized	0	0	0	0	0	0	0	0	0	0	0	0	(22)
8700	Distribution-Operation supervision and engineering	04581	Building Lease/Rents	0	0	0	0	0	0	0	0	0	0	0	0	38
8700	Distribution-Operation supervision and engineering	04582	Building Maintenance	-	858	-	-	139	-	-	-	-	0	0	0	1,007
8700	Distribution-Operation supervision and engineering	04590	Utilities	7,775	6,311	5,791	6,269	7,671	6,822	9,771	9,055	8,587	7,413	6,599	5,893	88,555
8700	Distribution-Operation supervision and engineering	04599	Capitalized Utility Costs	(4,357)	(4,446)	(3,360)	(4,359)	(4,723)	(4,288)	(6,211)	(5,775)	(5,505)	(4,838)	(4,421)	(3,791)	(55,928)
8700	Distribution-Operation supervision and engineering	04889	Land Rights	-	-	49	-	-	-	-	-	-	0	0	0	49
8700	Distribution-Operation supervision and engineering	05010	Office Supplies	7,727	5,268	6,794	4,771	6,551	4,331	9,389	2,837	3,747	5,517	4,143	4,519	84,595
8700	Distribution-Operation supervision and engineering	05111	Postage/Delivery Services	229	451	41	432	55	408	479	302	70	166	623	368	3,621
8700	Distribution-Operation supervision and engineering	05310	Monthly Lines and Service	7,564	6,512	9,529	5,828	6,696	5,659	9,691	9,035	6,099	5,583	5,653	5,064	84,332
8700	Distribution-Operation supervision and engineering	05312	Long Distance	157	163	365	186	208	138	120	90	62	131	335	134	2,090
8700	Distribution-Operation supervision and engineering	05314	Toll Free Long Distance	5,870	6,628	6,700	6,372	6,078	5,496	5,049	4,551	4,725	4,774	5,986	5,999	68,438
8700	Distribution-Operation supervision and engineering	05323	Measurement & Meter Reading	1,464	1,483	795	452	452	292	419	372	470	488	182	109	6,935
8700	Distribution-Operation supervision and engineering	05331	VANILAN Internet Service	4,278	3,414	3,359	2,756	3,640	3,513	1,435	1,437	1,416	1,337	1,152	314	28,051
8700	Distribution-Operation supervision and engineering	05364	Cellular, radio, pager charges	20,195	2,985	11,564	10,665	17,009	5,809	12,097	21,044	11,480	5,118	5,292	9,845	132,805
8700	Distribution-Operation supervision and engineering	05376	Cell service for MDTs, PCs, SCADA and other data related uses (excluding Blackberries), radio and pager charges	5,947	400	4,175	4,442	6,152	741	5,358	8,801	4,749	1,566	3,332	4,620	53,281
8700	Distribution-Operation supervision and engineering	05377	Cell phone equipment and accessories	21	-	129	97	69	211	278	84	1,225	61	183	101	2,438
8700	Distribution-Operation supervision and engineering	05389	Capitalized Telecom Costs	(19,149)	(7,963)	(15,060)	(12,458)	(18,785)	(6,522)	(15,030)	(21,361)	(13,877)	(7,346)	(8,412)	(10,793)	(158,873)
8700	Distribution-Operation supervision and engineering	05411	Meals and Entertainment	4,827	6,073	2,470	4,944	7,894	8,254	4,823	4,709	6,417	4,276	5,191	2,563	60,322
8700	Distribution-Operation supervision and engineering	05412	Spouse & Dependent Travel	-	259	-	-	-	-	70	-	60	-	78	-	514
8700	Distribution-Operation supervision and engineering	05419	Transportation	462	413	1,858	2,319	3,147	221	714	1,034	39	434	2,790	13,339	27,900
8700	Distribution-Operation supervision and engineering	05414	Lodging	508	4,937	2,093	5,098	5,204	6,014	2,860	3,518	4,371	3,091	2,902	831	41,218
8700	Distribution-Operation supervision and engineering	05415	Membership Fees	0	28	-	-	-	-	-	-	-	0	0	0	28
8700	Distribution-Operation supervision and engineering	05417	Club Dues - Deductible	-	-	-	-	-	73	-	-	-	0	0	0	73
8700	Distribution-Operation supervision and engineering	05419	Misc Employee Expense	58	-	-	-	38	-	-	-	284	171	13,140	2,738	16,440
8700	Distribution-Operation supervision and engineering	05420	Employee Development	0	0	725	-	850	-	-	-	-	0	0	0	1,575
8700	Distribution-Operation supervision and engineering	05421	Training	-	-	-	-	4,298	75	-	-	-	0	0	0	4,373
8700	Distribution-Operation supervision and engineering	05424	Books & Manuals	620	0	-	-	-	-	-	-	-	0	0	0	620
8700	Distribution-Operation supervision and engineering	05426	Safety Training	0	0	0	0	0	595	-	-	-	1,000	-	-	1,595
8700	Distribution-Operation supervision and engineering	05427	Technical (Job Skills) Training	6	-	-	-	-	-	-	-	-	0	0	0	6
8700	Distribution-Operation supervision and engineering	05428	Contract Labor	-	450	-	-	-	1,623	-	802	-	0	0	0	40,000
8700	Distribution-Operation supervision and engineering	07120	Environmental & Safety	-	-	134	-	-	-	-	444	-	0	0	0	578
8700	Distribution-Operation supervision and engineering	07443	Uniforms	12	-	334	-	-	-	-	125	-	0	0	0	471
8700	Distribution-Operation supervision and engineering	07444	Uniforms Capitalized	(5)	-	(177)	-	-	-	-	(80)	-	0	0	0	(262)
8700	Distribution-Operation supervision and engineering	07499	Misc Employee Welfare Exp	-	70	78	49	139	-	357	615	164	628	39	90	2,229
8700	Distribution-Operation supervision and engineering	07510	Association Dues	0	0	0	0	0	0	50	-	-	0	0	0	50
8700	Distribution-Operation supervision and engineering	07520	Donations	0	0	0	0	0	300	-	-	-	0	0	0	300
8700	Distribution-Operation supervision and engineering	07590	Misc General Expense	306	674	285	125	1,177	4	318	627	707	821	78	288	5,190
8700	Distribution-Operation supervision and engineering	08911	Reimbursements	(2,220)	0	0	(3,634)	62	-	(1,245)	-	-	(916)	-	-	(8,265)
8710	Distribution load dispatching	01000	Non-project Labor	0	0	0	0	0	0	98	-	-	0	0	0	98
8710	Distribution load dispatching	01008	Expense Labor Accrual	0	0	0	0	0	0	33	(33)	0	0	0	0	0
8710	Distribution load dispatching	04590	Utilities	0	49	38	56	19	38	36	37	37	0	19	19	403
8710	Distribution load dispatching	07590	Misc General Expense	0	0	0	0	0	0	5	(5)	0	0	0	0	0
8711	Orderization	02005	Non-Inventory Supplies	0	0	0	0	14	-	-	-	625	420	0	0	1,059
8740	Mains and Services Expenses	01000	Non-project Labor	80,685	78,087	83,723	61,459	83,968	117,177	57,840	82,434	80,918	92,335	116,871	84,673	1,074,371
8740	Mains and Services Expenses	01008	Expense Labor Accrual	7,769	3,325	10,227	2,941	13,976	(38,248)	11,215	10,973	(1,258)	18,569	(40,206)	5,590	4,661
8740	Mains and Services Expenses	02001	Inventory Materials	2,169	5,480	3,059	9,850	10,995	14,843	16,087	11,105	20,461	8,228	8,412	9,523	120,202
8740	Mains and Services Expenses	02004	Warehouse Loading Charge	304	765	428	393	440	594	643	444	818	329	338	381	5,880
8740	Mains and Services Expenses	02005	Non-Inventory Supplies	10,605	12,439	14,751	6,340	14,591	8,498	14,583	9,494	13,327	9,812	9,780	9,780	139,004
8740	Mains and Services Expenses	03008	Purchasing Card Charges	0	0	0	0	0	0	38	-	0	0	0	0	38
8740	Mains and Services Expenses	03003	Vehicle Lease Payments	57,624	56,070	58,621	66,264	23,598	65,971	52,195	54,758	61,746	58,452	55,821	65,829	683,169
8740	Mains and Services Expenses	03003	Capitalized transportation costs	(73,331)	(78,445)	(101,039)	(95,060)	(83,750)	(82,016)	(82,016)	(88,539)	(86,653)	(84,315)	(80,359)	(81,852)	(1,082,550)
8740	Mains and Services Expenses	03004	Vehicle Expense	78,433	65,616	122,691	96,597	120,251	98,292	90,512	99,673	85,696	110,599	69,231	91,832	1,162,413
8740	Mains and Services Expenses	04146	Public Relations	0	0	0	0	0	0	0	0	0	0	0	0	0
8740	Mains and Services Expenses	04301	Equipment Lease	21,681	23,023	20,161	20,894	21,211	23,853	22,814	23,772	25,543	23,763	25,543	29,198	277,908
8740	Mains and Services Expenses	04302	Heavy Equipment	16,388	(20,546)	8,790	11,824	8,516	10,593	13,020	18,876	27,825	17,001	15,546	10,209	138,141
8740	Mains and Services Expenses	04305	Use 03004 Licenses & Permits, Tax	0	10	-	-	-	-	-	-	-	0	0	0	10
8740	Mains and Services Expenses	04307	Heavy Equipment Capitalized	(97,307)	(4,248)	(28,382)	(32,034)	(29,132)	(35,561)	(34,452)	(40,829)	(50,788)	(39,949)	(40,208)	(38,619)	(407,728)
8740	Mains and Services Expenses	04580	Building Lease/Rents Capitalized	-	-	-	-	-	-	(150)	-	-	0	0	0	(150)
8740	Mains and Services Expenses	04581	Building Lease/Rents	-	-	-	-	-	-	300	-	-	0	0	0	300
8740	Mains and Services Expenses	04582	Building Maintenance	586	74	58	17	278	141	1,237	26	189	0	58	58	2,894
8740	Mains and Services Expenses	04589	Railroad easements and crossings	0	0	652	-	-	-	-	-	-	0	0	0	652
8740	Mains and Services Expenses	04590	Utilities	3,268	3,116	3,333	1,799	3,100	2,841	3,479	3,520	2,910	2,977	2,433	2,568	35,284
8740	Mains and Services Expenses	05010	Office Supplies	1,485	1,338	424	1,523	594	503	485	328	685	974	705	312	9,643
8740	Mains and Services Expenses	05111	Postage/Delivery Services	84	134	143	30	-	361	219	204	84	103	20	135	1,516
8740	Mains and Services Expenses	05384	Cellular, radio, pager charges	-	-	-	21	-	-	-	-	-	0	0	0	21
8740	Mains and Services Expenses	05377	Cell phone equipment and accessories	-	-	-										

KY Summary

CASE NO. 2013-00148
ATTACHMENT 1
TO STAFF DR NO. 1-15

Almos Energy Corp.
Kentucky Direct Charges
For Twelve months Ended Dec 2012

Account	Account Description	Subaccount	Subaccount Description	Jan-12	Feb-12	Mar-12	Apr-12	May-12	Jun-12	Jul-12	Aug-12	Sep-12	Oct-12	Nov-12	Dec-12	Total
8740	Mains and Services Expenses	05419	Misc Employee Expense	-	13	-	58	-	-	60	118	66	0	274	-	581
8740	Mains and Services Expenses	05420	Employee Development	0	135	-	-	-	-	-	-	0	0	0	-	135
8740	Mains and Services Expenses	05421	Training	-	-	-	-	205	20	-	-	545	0	155	-	825
8740	Mains and Services Expenses	05422	Operator Qualifications Training	0	34	-	-	-	-	-	-	0	0	0	-	34
8740	Mains and Services Expenses	05424	Books & Manuals	0	45	-	-	-	-	-	328	0	0	0	-	273
8740	Mains and Services Expenses	05428	Safety Training	0	0	0	0	0	30	13	-	0	0	0	-	43
8740	Mains and Services Expenses	05427	Technical (Job Skills) Training	0	690	192	-	-	-	-	-	0	0	0	-	812
8740	Mains and Services Expenses	09111	Contract Labor	25,564	24,859	27,160	27,260	43,986	31,244	37,155	44,463	58,308	39,169	35,253	26,098	414,655
8740	Mains and Services Expenses	07120	Environmental & Safety	950	2,635	1,032	269	8	524	39	79	535	-	430	-	6,362
8740	Mains and Services Expenses	07443	Uniforms	840	242	1,087	250	532	319	149	248	509	492	375	740	3,741
8740	Mains and Services Expenses	07444	Uniforms Capitalized	(391)	(159)	(595)	(151)	-	(198)	(104)	(140)	(334)	(280)	(219)	-	(4,322)
8740	Mains and Services Expenses	07493	Misc Employee Welfare Exp	-	15	39	-	45	3,040	24	20	65	0	130	-	3,373
8740	Mains and Services Expenses	07560	Misc General Expense	87	711	964	935	2,800	813	2,159	70	645	537	198	70	8,877
8740	Mains and Services Expenses	09511	Reimbursements	0	0	0	0	0	0	0	0	(421)	0	0	0	(421)
8750	Distribution-Measuring and regulating station expenses	01000	Non-project Labor	10,854	20,330	19,925	16,734	20,265	26,495	19,277	22,300	21,881	17,894	24,957	13,956	260,447
8750	Distribution-Measuring and regulating station expenses	01009	Expense Labor Accrual	1,657	2,303	1,831	(756)	4,992	(9,770)	2,331	4,403	(170)	521	(7,342)	(3)	185
8750	Distribution-Measuring and regulating station expenses	02001	Inventory Materials	146	133	52	2,300	-	-	-	-	0	0	0	0	2,720
8750	Distribution-Measuring and regulating station expenses	02004	Warehouse Loading Charge	20	19	7	86	-	-	-	-	0	0	0	0	142
8750	Distribution-Measuring and regulating station expenses	02005	Non-Inventory Supplies	570	960	3,651	7,176	2,978	4,461	5,928	265	1,332	201	4,363	2,022	34,019
8750	Distribution-Measuring and regulating station expenses	03003	Capitalized Transportation Costs	0	0	(30)	-	-	-	-	(47)	-	(5)	(11)	-	(99)
8750	Distribution-Measuring and regulating station expenses	03074	Vehicle Expense	0	0	137	-	-	-	-	137	-	16	-	-	242
8750	Distribution-Measuring and regulating station expenses	04021	Promo Other, Misc	0	0	0	0	0	0	0	0	0	0	50	-	50
8750	Distribution-Measuring and regulating station expenses	04592	Building Maintenance	79	-	-	-	-	815	300	314	503	290	-	250	5,752
8750	Distribution-Measuring and regulating station expenses	04590	Utilities	76	85	70	(3)	225	78	23	30	82	91	88	59	1,033
8750	Distribution-Measuring and regulating station expenses	05010	Office Supplies	0	0	0	0	42	-	-	-	0	0	0	0	42
8750	Distribution-Measuring and regulating station expenses	05111	Postage/Delivery Services	0	0	0	0	0	12	-	-	0	0	0	0	12
8750	Distribution-Measuring and regulating station expenses	05411	Meals and Entertainment	535	130	111	56	199	422	217	-	219	322	179	21	2,447
8750	Distribution-Measuring and regulating station expenses	05414	Lodging	50	-	115	303	480	-	257	-	-	1,057	-	124	2,434
8750	Distribution-Measuring and regulating station expenses	05420	Employee Development	0	150	-	-	-	-	-	-	0	0	0	0	150
8750	Distribution-Measuring and regulating station expenses	05422	Operator Qualifications Training	0	0	0	4	-	-	-	-	0	0	0	0	4
8750	Distribution-Measuring and regulating station expenses	05411	Contract Labor	0	0	0	0	1,785	-	-	-	0	0	0	0	1,785
8760	Distribution-Measuring and regulating station expenses-Industrial	01000	Non-project Labor	2,476	1,179	2,155	3,537	1,439	502	1,267	3,278	4,639	2,588	3,525	-	28,695
8760	Distribution-Measuring and regulating station expenses-Industrial	01009	Expense Labor Accrual	456	(395)	806	967	(398)	(823)	390	1,195	840	(587)	(1,073)	(604)	(372)
8760	Distribution-Measuring and regulating station expenses-Industrial	02001	Inventory Materials	565	920	857	188	-	-	-	190	0	0	0	0	2,709
8760	Distribution-Measuring and regulating station expenses-Industrial	02004	Warehouse Loading Charge	78	129	120	7	-	-	8	-	0	0	0	0	342
8760	Distribution-Measuring and regulating station expenses-Industrial	02005	Non-Inventory Supplies	-	-	130	259	364	-	-	101	201	71	129	-	1,264
8760	Distribution-Measuring and regulating station expenses-Industrial	05411	Meals and Entertainment	233	-	-	-	-	-	-	-	0	0	0	0	233
8760	Distribution-Measuring and regulating station expenses-Industrial	05414	Lodging	81	-	-	-	-	-	-	-	0	0	0	0	81
8770	Distribution-Measuring and regulating station expenses-City gate check stations	01000	Non-project Labor	3,740	2,259	472	757	118	472	472	310	166	949	4,452	4,095	18,301
8770	Distribution-Measuring and regulating station expenses-City gate check stations	01009	Expense Labor Accrual	850	(405)	(657)	202	(356)	(4)	87	(10)	(62)	524	122	430	579
8770	Distribution-Measuring and regulating station expenses-City gate check stations	02001	Inventory Materials	1,112	1,853	1,565	555	-	-	-	-	0	0	0	0	4,934
8770	Distribution-Measuring and regulating station expenses-City gate check stations	02004	Warehouse Loading Charge	166	231	223	22	-	-	-	-	0	0	0	0	831
8770	Distribution-Measuring and regulating station expenses-City gate check stations	02005	Non-Inventory Supplies	1,005	392	78	514	997	509	6,411	19,837	12,216	673	413	736	43,774
8770	Distribution-Measuring and regulating station expenses-City gate check stations	04592	Building Maintenance	-	-	160	-	580	640	320	320	320	-	60	2,950	-
8770	Distribution-Measuring and regulating station expenses-City gate check stations	04590	Utilities	518	439	93	265	480	79	258	168	259	440	70	250	3,379
8770	Distribution-Measuring and regulating station expenses-City gate check stations	05411	Meals and Entertainment	-	-	-	-	-	-	-	-	21	-	-	-	21
8770	Distribution-Measuring and regulating station expenses-City gate check stations	05414	Lodging	-	-	-	-	-	-	-	-	3,880	0	0	0	3,880
8780	Meter and house regulator expenses	01000	Non-project Labor	65,608	50,740	51,222	54,199	49,316	72,819	50,949	48,582	55,113	53,748	36,521	55,500	694,895
8780	Meter and house regulator expenses	01009	Expense Labor Accrual	3,777	(2,668)	5,315	4,198	4,712	(22,385)	5,698	6,209	4,015	6,990	(20,519)	2,283	(2,505)
8780	Meter and house regulator expenses	02001	Inventory Materials	1,594	2,368	2,268	649	50	103	-	-	0	0	0	0	7,171
8780	Meter and house regulator expenses	02004	Warehouse Loading Charge	237	334	320	25	4	-	-	-	0	0	0	0	924
8780	Meter and house regulator expenses	02005	Non-Inventory Supplies	1,052	281	559	206	1,522	1,484	1,933	503	295	542	137	216	8,158
8780	Meter and house regulator expenses	03003	Capitalized Transportation Costs	(101)	(20)	(32)	(27)	(115)	(183)	(123)	(115)	(236)	(173)	(73)	(1,672)	-
8780	Meter and house regulator expenses	03004	Vehicle Expense	161	28	51	42	418	485	256	190	172	398	259	110	2,541
8780	Meter and house regulator expenses	04002	Required By Law, Safety	0	0	0	0	0	0	0	0	28	0	0	0	28
8780	Meter and house regulator expenses	04148	Public Relations	0	0	0	0	0	0	0	0	0	0	0	20	20
8780	Meter and house regulator expenses	04302	Heavy Equipment	29	-	-	-	-	-	-	178	-	8	205	-	419
8780	Meter and house regulator expenses	04307	Heavy Equipment Capitalized	(29)	-	-	-	-	-	-	(175)	-	(8)	(201)	-	(410)
8780	Meter and house regulator expenses	04592	Building Maintenance	0	0	0	0	11	-	-	-	5	162	16	64	358
8780	Meter and house regulator expenses	04590	Utilities	1,030	1,115	1,374	429	1,164	1,213	1,308	1,129	1,259	1,118	878	598	12,911
8780	Meter and house regulator expenses	05010	Office Supplies	232	2,139	1,205	1,960	292	673	564	1,145	50	2,355	1,370	956	14,184
8780	Meter and house regulator expenses	05111	Postage/Delivery Services	0	0	11	-	-	68	3	-	5	71	-	-	158
8780	Meter and house regulator expenses	05323	Measurement & Meter Reading	0	0	0	0	0	0	0	0	0	0	491	0	491
8780	Meter and house regulator expenses	05364	Cellular, radio, pager charges	0	0	0	0	0	0	0	0	0	0	0	0	42
8790	Meter and house regulator expenses	05377	Cell phone equipment and accessories	-	40	-	-	17	42	-	11	50	40	42	73	374
8790	Meter and house regulator expenses	05399	Capitalized Telecom Costs	-	(22)	-	-	(9)	(60)	-	(6)	(29)	(22)	(41)	(231)	-
8790	Meter and house regulator expenses	05411	Meals and Entertainment	352	-	-	214	346	31	-	143	86	145	25	252	1,573
8790	Meter and house regulator expenses	05412	Spouse & Dependent Travel	0	0	0	0	0	0	0	44	0	0	0	0	44
8790	Meter and house regulator expenses	05413	Transportation	-	-	-	-	42	-	-	230	0	0	0	0	272
8790	Meter and house regulator expenses	05414	Lodging	-	-	(1,324)	260	504	-	245	-	-	429	-	625	702
8790	Meter and house regulator expenses	05419	Misc Employee Expense	0	0	0	0	0	0	0	0	160	0	0	0	160
8790	Meter and house regulator expenses	05425	Safety Training	0	0	0	0	0	73	0	-	0	0	0	0	73
8790	Meter and house regulator expenses	07120	Environmental & Safety	0	0	0	0	8	-	-	-	0	0	0	0	8
8790	Meter and house regulator expenses	07443	Uniforms	-	-	-	-	-	-	-	105	127	-	-	-	338
8790	Meter and house regulator expenses	07444	Uniforms Capitalized	-	-	-	-	-	-	-	-	(71)	(82)	-	-	(153)
8790	Meter and house regulator expenses	07499	Misc Employee Welfare Exp	0	0	0	0	0	0	0	0	0	100	-	100	0
8790	Meter and house regulator expenses	07590	Misc General Expense	139	553	725	-	74	-	-	-	0	0	0	0	1,490
8790	Customer installations expenses	01000	Non-project Labor	1,277	494	568	1,531	558	957	883	862	1,040	155	1,702	1,309	11,163
8790	Customer installations expenses	01009	Expense Labor Accrual	(49)	(249)	95	549	(451)	(231)	153	18	169	(419)	183	109	(103)
8790	Customer installations expenses	02005	Non-Inventory Supplies	14	14	-	19	35	35	37	51	59	184	57	55	576
8800	Distribution-Other expenses	01000	Non-project Labor	4,327	7,307	3,345	5,355	4,194	12,135	7,700	5,894	3,400	6,016	7,859	841	70,200
8800	Distribution-Other expenses	01009	Expense Labor Accrual	489	1,420	(1,292)	1,385	(121)	(914)	673	2	(897)	3,510	(3,864)	(1,074)	(800)

Atmos Energy Corp.
Kentucky Direct Charges
For Twelve months Ended Dec 2012

Account	Account Description	Subaccount	Subaccount Description	Jun-12	Feb-12	Mar-12	Apr-12	May-12	Jun-12	Jul-12	Aug-12	Sep-12	Oct-12	Nov-12	Dec-12	Total
8800	Distribution-Other expenses	02005	Non-Inventory Supplies		865	-	383	1,037	-	-	-	331	69	765	168	3,722
8800	Distribution-Other expenses	04001	Safety, Newspaper	0	0	0	125	-	-	-	-	0	0	0	0	125
8800	Distribution-Other expenses	04146	Public Relations	0	0	0	0	0	0	0	0	0	27	0	0	27
8800	Distribution-Other expenses	04582	Building Maintenance	-	-	132	41	205	-	-	40	231	0	185	521	1,355
8800	Distribution-Other expenses	04599	Capitalized Utility Costs	-	-	(58)	(18)	(137)	-	-	(24)	(144)	0	(124)	(259)	(803)
8800	Distribution-Other expenses	05040	Office Supplies	38	27	100	327	23	20	194	9	144	0	0	127	1,009
8800	Distribution-Other expenses	05111	Postage/Delivery Services	-	615	-	-	-	-	-	-	-	0	0	0	615
8800	Distribution-Other expenses	05415	Membership Fees	0	60	-	78	-	-	-	-	-	0	0	0	167
8800	Distribution-Other expenses	05426	Safety Training	0	0	47	-	-	-	-	-	-	0	0	0	47
8800	Distribution-Other expenses	07499	Misc Employee Welfare Exp	-	-	-	-	-	-	-	-	-	0	0	0	0
8800	Distribution-Other expenses	02005	Non-Inventory Supplies	128	-	-	30	493	-	211	74	101	181	30	83	1,938
8810	Distribution-Rents	04560	Building Lease/Rents Capitalized	(39,240)	(40,230)	(39,481)	(40,142)	(40,626)	(43,230)	(43,220)	(43,241)	(42,441)	(41,370)	(46,214)	(38,450)	(487,859)
8810	Distribution-Rents	04581	Building Lease/Rents	71,903	87,903	87,734	88,259	86,081	70,994	70,054	68,154	89,829	67,464	75,392	63,906	830,775
8810	Distribution-Rents	04562	Building Maintenance	18,251	22,654	19,749	21,452	19,669	21,744	15,065	19,106	31,941	14,803	13,309	11,544	229,328
8810	Distribution-Rents	04590	Utilities	670	354	556	730	608	822	949	1,700	448	591	836	773	9,735
8810	Distribution-Rents	04589	Capitalized Utility Costs	(10,470)	(15,302)	(12,006)	(13,121)	(12,222)	(14,030)	(9,791)	(12,943)	(21,108)	(9,848)	(8,985)	(7,650)	(147,476)
8810	Distribution-Rents	05040	Office Supplies	69	-	-	78	-	-	9	-	-	0	0	0	156
8810	Distribution-Rents	05111	Postage/Delivery Services	0	85	-	-	-	-	-	-	-	0	0	0	85
8810	Distribution-Rents	07590	Misc General Expense	0	0	0	0	0	0	2,457	-	-	0	0	0	2,457
9010	Customer accounts-Operation supervision	01000	Non-project Labor	0	0	0	0	0	23	275	92	217	0	0	0	606
9010	Customer accounts-Operation supervision	01008	Expense Labor Accrual	0	0	0	0	0	4	92	(50)	0	0	0	0	0
9010	Customer accounts-Operation supervision	05411	Meals and Entertainment	0	0	0	0	0	0	0	0	233	(109)	0	0	-
9010	Customer accounts-Operation supervision	05412	Spousal & Dependent Travel	0	0	0	0	0	0	0	0	26	0	0	0	26
9010	Customer accounts-Operation supervision	05413	Transportation	0	0	0	0	0	0	0	0	375	0	0	0	375
9010	Customer accounts-Operation supervision	05414	Lodging	0	0	0	0	0	0	0	0	871	0	0	0	871
9020	Customer accounts-Meter reading expenses	01000	Non-project Labor	36,660	36,146	37,436	34,274	31,193	42,760	10,449	22,996	17,111	19,195	45,011	30,351	363,780
9020	Customer accounts-Meter reading expenses	01008	Expense Labor Accrual	1,861	1,567	4,280	133	2,964	(14,703)	7,841	7,841	(2,942)	3,821	(4,975)	1,603	(1,935)
9020	Customer accounts-Meter reading expenses	02005	Non-Inventory Supplies	127	66	318	196	74	1,112	30	5	240	44	34	8	2,254
9020	Customer accounts-Meter reading expenses	03003	Capitalized transportation costs	0	(17)	-	(15)	-	-	(4)	-	-	(14)	-	-	(53)
9020	Customer accounts-Meter reading expenses	03004	Vehicle Expense	0	28	-	28	-	-	6	-	-	21	-	-	82
9020	Customer accounts-Meter reading expenses	05040	Office Supplies	0	0	102	-	-	-	-	-	-	0	0	0	102
9020	Customer accounts-Meter reading expenses	05111	Postage/Delivery Services	-	-	-	-	-	2	-	-	-	0	0	0	2
9020	Customer accounts-Meter reading expenses	05411	Meals and Entertainment	-	-	195	-	-	-	55	70	106	58	0	0	484
9020	Customer accounts-Meter reading expenses	05413	Transportation	0	0	0	0	0	0	0	0	0	0	0	0	0
9020	Customer accounts-Meter reading expenses	05414	Lodging	0	0	483	-	-	-	568	-	-	483	-	114	1,531
9020	Customer accounts-Meter reading expenses	06111	Contract Labor	72,529	75,152	74,038	94,908	55,522	105,201	68,534	69,534	89,926	76,869	65,916	70,526	941,554
9020	Customer accounts-Meter reading expenses	07443	Uniforms	106	-	120	125	-	7	125	-	385	93	138	1,216	1,916
9020	Customer accounts-Meter reading expenses	07444	Uniforms Capitalized	(52)	-	(66)	-	-	(4)	(87)	(73)	(90)	(240)	(54)	(79)	(746)
9020	Customer accounts-Meter reading expenses	07499	Misc Employee Welfare Exp	0	0	53	-	-	-	-	-	-	0	18	-	71
9020	Customer accounts-Meter reading expenses	07590	Misc General Expense	1,875	113	138	86	-	2,276	-	801	967	0	0	13	6,266
9030	Customer accounts-Customer records and collections expenses	01000	Non-project Labor	32,560	33,789	36,061	32,972	33,544	46,143	30,080	31,790	29,538	26,041	32,371	22,037	386,974
9030	Customer accounts-Customer records and collections expenses	01008	Expense Labor Accrual	3,443	2,169	4,525	94	5,346	(16,799)	2,838	5,367	(1,126)	2,158	(11,532)	1,216	(1,352)
9030	Customer accounts-Customer records and collections expenses	02005	Non-Inventory Supplies	0	0	0	0	0	81	-	-	-	(14)	-	-	81
9030	Customer accounts-Customer records and collections expenses	04590	Utilities	199	0	152	0	328	37	489	37	489	525	87	311	2,457
9030	Customer accounts-Customer records and collections expenses	04595	Refurbished Meters	0	0	0	0	0	0	0	120	-	0	0	0	120
9030	Customer accounts-Customer records and collections expenses	05010	Office Supplies	2,123	1,747	1,635	955	1,647	354	927	178	381	289	1,122	386	11,932
9030	Customer accounts-Customer records and collections expenses	05111	Postage/Delivery Services	129	110	79	337	180	15	91	263	171	651	234	2,265	2,665
9030	Customer accounts-Customer records and collections expenses	05411	Meals and Entertainment	14	-	14	302	116	183	-	184	-	0	34	21	843
9030	Customer accounts-Customer records and collections expenses	05412	Spousal & Dependent Travel	0	0	0	0	0	0	0	0	0	0	0	0	0
9030	Customer accounts-Customer records and collections expenses	05413	Transportation	-	100	-	-	-	-	-	-	-	0	0	0	867
9030	Customer accounts-Customer records and collections expenses	05414	Lodging	0	140	320	146	-	245	-	-	-	0	0	0	976
9030	Customer accounts-Customer records and collections expenses	05426	Safety Training	0	0	0	0	322	-	-	-	-	0	0	0	322
9030	Customer accounts-Customer records and collections expenses	08111	Contract Labor	0	0	0	0	0	0	1,114	-	-	0	0	0	1,114
9030	Customer accounts-Customer records and collections expenses	08112	Collection Fees	-	-	-	76	277	809	-	137	(27)	37	242	1	1,551
9030	Customer accounts-Customer records and collections expenses	07120	Environmental & Safety	0	0	0	0	0	0	152	-	-	0	0	0	152
9030	Customer accounts-Customer records and collections expenses	07499	Misc Employee Welfare Exp	-	-	-	-	-	46	82	122	36	-	-	296	542
9090	Customer service-Operating informational and instructional advertising expense	01000	Non-project Labor	6,610	6,610	6,610	6,610	6,610	9,915	6,784	6,958	6,858	7,132	10,958	7,306	89,058
9090	Customer service-Operating informational and instructional advertising expense	01008	Expense Labor Accrual	661	330	661	330	991	(2,974)	722	1,105	-	1,157	(2,909)	385	539
9090	Customer service-Operating informational and instructional advertising expense	04040	Community Rel&Trade Shows	-	100	-	193	-	-	-	-	-	0	0	0	296
9090	Customer service-Operating informational and instructional advertising expense	04045	Customer Relations & Assist	-	-	419	-	1,060	99	-	598	-	7,841	0	14	14,230
9090	Customer service-Operating informational and instructional advertising expense	05010	Office Supplies	39	63	-	254	-	-	-	40	-	0	0	0	396
9090	Customer service-Operating informational and instructional advertising expense	05411	Meals and Entertainment	100	270	-	169	688	313	821	-	669	0	232	0	3,025
9090	Customer service-Operating informational and instructional advertising expense	05412	Spousal & Dependent Travel	0	100	-	-	-	-	-	-	-	0	0	0	100
9090	Customer service-Operating informational and instructional advertising expense	05413	Transportation	998	506	-	1,107	354	777	1,521	746	1,965	0	0	558	9,463
9090	Customer service-Operating informational and instructional advertising expense	05414	Lodging	69	808	-	527	-	243	524	-	285	0	280	216	2,983
9090	Customer service-Operating informational and instructional advertising expense	05419	Misc Employee Expense	95	-	-	-	-	-	-	-	-	0	0	0	95
9090	Customer service-Operating informational and instructional advertising expense	07510	Association Dues	0	0	0	0	0	0	8	-	-	0	0	0	8
9090	Customer service-Operating informational and instructional advertising expense	07590	Misc General Expense	0	0	0	42	-	-	-	-	-	497	-	-	539
9100	Customer service-Miscellaneous customer service	04040	Community Rel&Trade Shows	0	0	128	-	-	-	-	-	-	0	0	0	128
9110	Sales-Supervision	01000	Non-project Labor	7,207	7,221	7,221	7,221	7,196	10,815	9,267	11,348	11,353	11,541	17,601	11,715	119,723
9110	Sales-Supervision	01008	Expense Labor Accrual	723	386	722	361	1,066	(3,236)	1,448	2,423	3	1,825	(4,586)	581	1,714
9110	Sales-Supervision	02005	Non-Inventory Supplies	(24)	-	-	-	-	-	-	-	-	0	0	0	(24)
9110	Sales-Supervision	04021	Promo Other, Misc	35	-	-	-	38	75	110	40	-	0	0	0	324
9110	Sales-Supervision	04040	Community Rel&Trade Shows	690	-	343	2,364	733	-	-	555	-	23	956	215	5,879
9110	Sales-Supervision	04045	Customer Relations & Assist	312	1,341	139	359	1,458	3,000	1,278	890	765	27	6	9,581	
9110	Sales-Supervision	04146	Public Relations	0	50	-	-	-	-	-	-	-	0	0	0	50
9110	Sales-Supervision	05010	Office Supplies	23	30	210	413	50	181	18	-	224	0	131	1,279	
9110	Sales-Supervision	05111	Postage													

Atmos Energy Corp.
Kentucky Direct Charges
For Twelve months Ended Dec 2012

Account	Account Description	Subaccount	Subaccount Description	Jan-12	Feb-12	Mar-12	Apr-12	May-12	Jun-12	Jul-12	Aug-12	Sep-12	Oct-12	Nov-12	Dec-12	Total
9110	Sales-Supervision	05411	Meals and Entertainment	734	681	420	381	577	275	897	373	537	265	235	1,041	6,123
9110	Sales-Supervision	05412	Spousal & Dependent Travel	2	-	-	-	-	-	-	-	0	2	2	-	4
9110	Sales-Supervision	05413	Transportation	2,020	2,738	2,764	2,178	3,436	2,432	1,991	2,915	3,798	4,432	3,014	2,269	33,975
9110	Sales-Supervision	05414	Lodging	329	1,291	1,468	244	1,262	717	674	526	674	1,161	535	1,161	10,043
9110	Sales-Supervision	05419	Misc Employee Expense	8	29	-	-	-	-	-	-	0	0	0	0	37
9110	Sales-Supervision	05420	Employee Development	0	0	0	0	0	42	8	653	-	49	0	-	754
9110	Sales-Supervision	05421	Training	0	0	0	0	177	-	-	-	-	-	0	0	177
9110	Sales-Supervision	07910	Association Dues	0	0	0	0	0	0	87	-	0	0	0	0	87
9120	Sales-Demonstrating and selling expenses	04021	Promo Other, Misc	243	225	159	137	173	525	244	193	353	260	55	-	2,131
9120	Sales-Demonstrating and selling expenses	04040	Community Rel&Trade Shows	1,583	1,571	704	529	72	731	670	55	2,036	240	2,036	240	9,633
9120	Sales-Demonstrating and selling expenses	04046	Customer Relations & Assist	16,338	10,277	6,604	3,412	4,565	1,885	4,225	2,627	10,330	2,671	14,579	18,194	68,109
9120	Sales-Demonstrating and selling expenses	05111	Postage/Delivery Services	0	0	-	28	-	309	-	-	-	0	0	0	338
9120	Sales-Demonstrating and selling expenses	05415	Membership Fees	100	-	-	-	-	-	-	-	0	0	0	0	100
9120	Sales-Demonstrating and selling expenses	05420	Employee Development	185	-	-	-	-	-	-	50	-	0	0	0	235
9120	Sales-Demonstrating and selling expenses	07510	Association Dues	0	0	0	0	0	585	876	-	-	255	-	-	1,726
9130	Sales-Advertising expenses	04040	Community Rel&Trade Shows	150	-	-	75	-	-	-	-	-	450	-	-	675
9130	Sales-Advertising expenses	04044	Advertising	189	200	3,223	890	610	765	905	275	320	1,630	823	-	9,869
9130	Sales-Advertising expenses	05010	Office Supplies	0	0	0	0	0	0	0	0	0	0	0	0	131
9130	Sales-Advertising expenses	07500	Misc General Expense	0	0	0	0	220	-	-	-	0	0	0	0	220
9200	A&G-Administrative & general salaries	01000	Non-project Labor	21,974	21,812	21,813	23,935	24,869	40,845	26,881	26,386	28,872	28,151	43,202	28,193	333,413
9200	A&G-Administrative & general salaries	01008	Expense Labor Accrual	2,718	1,034	2,181	2,258	4,118	(10,475)	2,554	4,081	1,003	4,462	(11,745)	1,256	3,486
9210	A&G-Office supplies & expense	04021	Promo Other, Misc	0	0	0	0	0	1,552	183	-	-	-	-	-	1,735
9210	A&G-Office supplies & expense	04070	Insurance	-	1,959	109	735	200	107	3,165	1,075	102	0	0	0	7,450
9210	A&G-Office supplies & expense	05010	Office Supplies	-	-	-	-	-	15	4	-	44	0	0	27	90
9210	A&G-Office supplies & expense	05111	Postage/Delivery Services	146	-	-	-	-	163	-	12	-	-	9	-	334
9210	A&G-Office supplies & expense	05312	Long Distance	0	0	0	3	-	-	-	-	-	0	0	3	
9210	A&G-Office supplies & expense	05411	Meals and Entertainment	28	129	100	6	123	68	14	-	151	27	223	504	1,373
9210	A&G-Office supplies & expense	05412	Spousal & Dependent Travel	3	-	-	-	-	-	-	-	14	0	0	0	17
9210	A&G-Office supplies & expense	05413	Transportation	-	-	39	1,842	745	-	15	107	143	17	15	67	2,791
9210	A&G-Office supplies & expense	05414	Lodging	-	-	157	116	349	-	35	124	197	792	197	137	2,066
9210	A&G-Office supplies & expense	05415	Membership Fees	0	0	0	0	52	-	-	-	-	-	-	119	
9210	A&G-Office supplies & expense	05417	Club Dues - Deductible	0	0	0	0	0	52	-	-	-	-	0	0	28
9210	A&G-Office supplies & expense	05419	Misc Employee Expense	0	0	0	0	0	0	0	0	0	0	0	0	0
9210	A&G-Office supplies & expense	05421	Training	0	51	-	12	-	-	-	-	4	0	0	53	119
9210	A&G-Office supplies & expense	05427	Technical (Job Skills) Training	79	-	-	-	-	-	-	-	-	-	0	0	79
9210	A&G-Office supplies & expense	07499	Misc Employee Welfare Exp	0	0	0	34	-	-	-	-	-	-	0	0	64
9210	A&G-Office supplies & expense	07592	Vendor Comp Sales Tax	(1,478)	(1,500)	(1,501)	(1,500)	-	(1,194)	(1,212)	(1,905)	(1,189)	(1,285)	(1,347)	(1,483)	(15,607)
9210	A&G-Office supplies & expense	99185	UCG Beginning Balance 3-31-96	(37)	0	0	0	0	0	0	0	0	0	0	0	(37)
9230	A&G-Outside services employed	05430	Gas Supplies Services	2,005	1,809	1,860	6,747	(1,988)	3,798	3,057	3,509	3,000	4,801	4,801	4,801	38,901
9230	A&G-Outside services employed	09121	Legal	14,473	25,854	46,212	(21,091)	22,612	40,833	27,609	19,868	23,413	7,772	17,759	13,775	239,188
9240	A&G-Property insurance	04060	Fluorine Property Insurance	27,266	27,266	27,266	27,266	27,266	27,266	27,266	27,266	27,266	27,266	27,266	27,266	330,613
9240	A&G-Property insurance	04072	Insurance Capitalized	(14,019)	(15,707)	(14,767)	(15,103)	(15,114)	(15,174)	(16,876)	(15,470)	(15,135)	(15,239)	(15,514)	(15,508)	(184,649)
9250	A&G-Injuries & damages	01293	Workers Comp Benefits Load Projects	0	0	0	0	0	0	0	0	0	17	60	132	209
9250	A&G-Injuries & damages	05416	Settlement	10,324	6,623	14,575	25,000	1,383	-	514	700,000	1,278	1,485	3,336	764,517	
9250	A&G-Injuries & damages	07499	Misc Employee Welfare Exp	139	245	56	258	18	150	121	893	0	526	613	3,325	
9260	A&G-Employee pensions and benefits	01200	Other Benefits Load	99,652	(188,814)	94,800	95,849	95,598	85,394	89,780	98,482	82,089	0	0	0	542,008
9260	A&G-Employee pensions and benefits	01202	Pension Benefits Load	36,025	148,218	38,169	32,705	36,607	32,485	34,180	36,731	31,219	58,168	51,339	53,922	589,968
9260	A&G-Employee pensions and benefits	01203	FAS108 Benefits Load	52,348	208,142	49,766	44,779	50,429	44,263	45,698	60,210	42,469	88,054	75,291	79,604	830,031
9260	A&G-Employee pensions and benefits	01251	Medical Benefits Load	0	0	0	0	0	0	0	0	0	78,245	69,297	72,594	220,136
9260	A&G-Employee pensions and benefits	01253	Medical Benefits Load Projects	0	0	0	0	0	0	0	0	0	138	593	1,302	2,031
9260	A&G-Employee pensions and benefits	01257	Empr ESOP Benefits Load	0	0	0	0	0	0	0	0	0	18,480	16,292	17,125	51,899
9260	A&G-Employee pensions and benefits	01259	Empr ESOP Benefits Load Projects	0	0	0	0	0	0	0	0	0	45	159	338	542
9260	A&G-Employee pensions and benefits	01260	Emp HSA Benefits Load	0	0	0	0	0	0	0	0	0	200	176	186	652
9260	A&G-Employee pensions and benefits	01262	Emp HSA Benefits Load Projects	0	0	0	0	0	0	0	0	0	0	2	3	5
9260	A&G-Employee pensions and benefits	01263	RSP FACC Benefits Load	0	0	0	0	0	0	0	0	0	2,038	1,794	1,888	5,720
9260	A&G-Employee pensions and benefits	01265	RSP FACC Benefits Load Projects	0	0	0	0	0	0	0	0	0	1	3	8	12
9260	A&G-Employee pensions and benefits	01266	Basic Life Benefits Load	0	0	0	0	0	0	0	0	0	2,106	1,068	1,954	5,928
9260	A&G-Employee pensions and benefits	01268	Basic Life Benefits Load Projects	0	0	0	0	0	0	0	0	0	5	17	37	58
9260	A&G-Employee pensions and benefits	01269	LTD Benefits Load	0	0	0	0	0	0	0	0	0	3,756	3,325	3,485	10,588
9260	A&G-Employee pensions and benefits	01271	LTD Benefits Load Projects	0	0	0	0	0	0	0	0	0	9	27	60	95
9260	A&G-Employee pensions and benefits	01281	Pension Benefits Load Projects	0	0	0	0	0	0	0	0	0	125	445	977	1,547
9260	A&G-Employee pensions and benefits	01282	FAS109 Benefits Load Projects	0	0	0	0	0	0	0	0	0	161	563	1,489	2,373
9260	A&G-Employee pensions and benefits	05010	Office Supplies	0	0	0	0	0	0	0	0	0	26	-	-	26
9260	A&G-Employee pensions and benefits	05111	Postage/Delivery Services	-	-	-	-	-	-	32	-	-	12	-	-	44
9260	A&G-Employee pensions and benefits	05419	Misc Employee Expense	-	-	-	-	-	-	-	559	-	0	0	39	568
9260	A&G-Employee pensions and benefits	05427	Technical (Job Skills) Training	-	150	180	-	50	-	43	37	20	28	-	-	478
9260	A&G-Employee pensions and benefits	06111	Contract Labor	-	284	701	-	-	-	-	-	-	11,957	65	-	13,008
9260	A&G-Employee pensions and benefits	07443	Uniforms	3,022	2,365	2,508	650	1,216	470	1,202	548	850	27,432	3,798	8,621	53,172
9260	A&G-Employee pensions and benefits	07444	Uniforms Capitalized	(1,574)	(1,309)	(1,410)	(499)	(718)	(247)	(337)	(237)	(514)	(18,935)	(2,432)	(5,284)	(31,898)
9260	A&G-Employee pensions and benefits	07449	Non-Qual Retirement Exp	39	-	-	-	-	-	-	-	-	-	-	-	39
9260	A&G-Employee pensions and benefits	07499	Misc Employee Welfare Exp	4,176	2,753	4,197	24,432	3,363	4,708	3,019	2,834	5,298	0	3,381	0	65,119
9260	A&G-Employee pensions and benefits	07590	Misc General Expense	-	-	-	-	-	50	-	-	-	-	-	50	
9270	A&G-Franchise requirements	07590	Misc General Expense	21,433	493	508	35,767	-	302	12,459	1,459	-	67	123	650	73,303
9280	A&G-Regulatory commission expenses	07590	Misc General Expense	15,275	15,275	15,275	15,275	15,275	15,275	15,275	15,275	15,275	15,275	15,275	15,275	183,304
9302	Miscellaneous general expenses	05411	Meals and Entertainment	0	138	185	-	122	-	106	-					

Almos Energy Corp.
Kentucky Direct Charges
For Twelve Months Ended Dec 2012

Account	Account Description	Subaccount	Subaccount Description	Jan-12	Feb-12	Mar-12	Apr-12	May-12	Jun-12	Jul-12	Aug-12	Sep-12	Oct-12	Nov-12	Dec-12	Total
8310	Storage-Maintenance of structures and improvements	04582	Building Maintenance	0	88	-	-	-	-	-	-	-	0	2,527	-	2,615
8340	Maintenance of compressor station equipment	01000	Non-project Labor	1,311	181	513	-	-	358	-	-	119	0	1,038	982	4,601
8340	Maintenance of compressor station equipment	01008	Expense Labor Accrual	454	(386)	234	(306)	-	80	(60)	-	69	(59)	173	122	260
8340	Maintenance of compressor station equipment	02005	Non-Inventory Supplies	32	395	110	-	21	-	-	-	0	-	21	17	595
8340	Maintenance of compressor station equipment	04302	Heavy Equipment	1,853	-	-	-	-	1,494	-	-	0	0	0	0	3,347
8340	Maintenance of compressor station equipment	04307	Heavy Equipment Capitalized	(1,818)	-	-	-	-	(1,484)	-	-	0	0	0	0	(3,280)
8340	Maintenance of compressor station equipment	09111	Contract Labor	0	0	0	0	0	60	-	-	0	0	0	0	60
8350	Maintenance of measuring and regulating station equipment	01000	Non-project Labor	0	0	0	0	775	-	-	238	0	0	0	0	1,013
8350	Maintenance of measuring and regulating station equipment	01008	Expense Labor Accrual	0	0	0	0	542	(542)	0	119	(119)	0	0	0	-
8350	Maintenance of measuring and regulating station equipment	02005	Non-Inventory Supplies	0	0	0	0	7	-	-	-	0	0	0	0	7
8360	Processing-Maintenance of purification equipment	01000	Non-project Labor	0	0	0	0	0	0	0	0	0	0	246	-	246
8360	Processing-Maintenance of purification equipment	01008	Expense Labor Accrual	-	-	-	-	-	-	-	-	-	-	41	(41)	-
8360	Processing-Maintenance of purification equipment	02005	Non-Inventory Supplies	0	0	0	0	0	0	0	0	0	0	42	-	42
8630	Transmission-Maintenance of mains	01000	Non-project Labor	-	-	106	-	2,081	8,336	3,785	3,424	5,388	5,286	1,773	-	20,162
8630	Transmission-Maintenance of mains	01008	Expense Labor Accrual	(152)	-	53	(53)	1,457	(68)	(65)	387	982	743	(5,142)	(295)	(152)
8630	Transmission-Maintenance of mains	02005	Non-Inventory Supplies	0	0	0	0	0	0	0	0	0	0	281	-	281
8630	Transmission-Maintenance of mains	04302	Heavy Equipment	0	0	0	0	0	0	0	0	0	797	48	-	845
8630	Transmission-Maintenance of mains	04307	Heavy Equipment Capitalized	0	0	0	0	0	0	0	0	(782)	(47)	-	-	(829)
8630	Transmission-Maintenance of mains	05111	Contract Labor	-	-	-	-	-	1,598	-	-	-	0	0	0	1,465
8650	Transmission-Maintenance of measuring and regulating station equipment	02001	Inventory Materials	(97)	(6)	6	-	-	-	-	-	-	0	0	0	(97)
8650	Transmission-Maintenance of measuring and regulating station equipment	02004	Warehouse Loading Charge	(14)	(1)	1	-	-	-	-	-	-	0	0	0	(14)
8650	Transmission-Maintenance of measuring and regulating station equipment	02005	Non-Inventory Supplies	0	0	0	0	0	0	0	0	0	0	111	95	206
8850	Distribution-Maintenance supervision and engineering	05111	Postage/Delivery Services	250	241	235	11	179	35	117	577	164	65	287	218	2,379
8850	Distribution-Maintenance supervision and engineering	05411	Meals and Entertainment	0	0	0	0	0	0	0	0	0	47	25	-	73
8850	Distribution-Maintenance supervision and engineering	05412	Spousal & Dependent Travel	0	0	0	0	0	0	0	0	0	84	-	-	84
8890	Distribution-Maintenance of structures and improvements	04582	Building Maintenance	66	105	72	53	715	-	547	433	2,298	119	954	283	5,844
8870	Distribution-Maint of mains	01000	Non-project Labor	2,672	955	415	879	1,023	3,627	2,735	5,365	6,331	2,713	3,680	2,443	32,839
8870	Distribution-Maint of mains	01008	Expense Labor Accrual	846	(553)	(175)	276	233	(112)	353	1,726	483	(1,402)	(1,150)	119	844
8870	Distribution-Maint of mains	02001	Inventory Materials	169	135	80	12	-	-	-	-	-	0	0	0	395
8870	Distribution-Maint of mains	02004	Warehouse Loading Charge	24	19	11	0	-	-	-	-	-	0	0	0	54
8870	Distribution-Maint of mains	02005	Non-Inventory Supplies	-	-	-	281	-	-	-	-	-	-	0	0	281
8870	Distribution-Maint of mains	09111	Contract Labor	-	-	-	-	-	-	-	-	-	24,683	0	0	24,683
8890	Maintenance of measuring and regulating station equipment-General	02005	Non-Inventory Supplies	2,403	-	572	25	-	-	-	1,599	-	2,709	-	-	7,308
8900	Maintenance of measuring and regulating station equipment-Industrial	02005	Non-Inventory Supplies	2,589	-	1,060	-	-	-	3,402	1,166	93	0	0	0	8,369
8910	Maintenance of measuring and regulating station equipment-City gate check stations	02005	Non-Inventory Supplies	70	322	1,048	-	428	-	1,357	1,357	2,900	0	0	1,828	9,309
8920	Maintenance of services	01000	Non-project Labor	1,321	633	769	1,051	539	1,272	548	858	949	887	1,803	518	11,018
8920	Maintenance of services	01008	Expense Labor Accrual	321	(209)	131	193	(200)	(165)	321	137	146	89	(248)	(160)	13
8920	Maintenance of services	03005	Non-Inventory Supplies	0	0	85	-	-	-	-	71	-	0	0	0	156
8920	Maintenance of services	03003	Capitalized transportation costs	0	(2)	-	-	-	-	-	-	-	0	0	0	(2)
8920	Maintenance of services	03004	Venise Expense	0	4	-	-	-	-	-	-	-	0	0	0	4
8920	Maintenance of services	05010	Office Supplies	0	0	0	63	-	-	-	-	-	0	0	0	63
8930	Maintenance of meters and house regulators	01000	Non-project Labor	4,661	4,381	2,478	2,858	5,673	6,892	6,637	7,847	3,440	5,434	3,045	2,859	55,853
8930	Maintenance of meters and house regulators	01008	Expense Labor Accrual	797	121	(514)	332	2,400	(2,856)	1,225	1,483	(2,103)	1,812	(3,025)	350	23
8940	Distribution-Maintenance of other equipment	02005	Non-Inventory Supplies	826	1,268	1,163	548	1,007	2,517	3,062	898	2,057	2,196	1,176	982	17,823
8940	Distribution-Maintenance of other equipment	04302	Heavy Equipment	0	0	0	22	-	-	-	216	-	33	0	0	271
8940	Distribution-Maintenance of other equipment	04307	Heavy Equipment Capitalized	0	0	0	(22)	-	-	-	(212)	-	(32)	0	0	(266)
8940	Distribution-Maintenance of other equipment	05010	Office Supplies	0	0	0	0	0	0	0	0	0	0	0	0	0
8940	Distribution-Maintenance of other equipment	05364	Cellular, radio, pager charges	304	-	102	97	193	48	99	228	127	0	130	133	1,459
8940	Distribution-Maintenance of other equipment	05399	Capitalized Telecom Costs	(156)	-	(45)	(53)	(105)	(26)	(55)	(120)	(73)	(72)	(74)	(74)	(791)
9040	Customer accounts-Uncollectible accounts	09927	Cust Uncol Acct-Write Off	32,050	27,613	24,393	18,096	15,378	15,226	(89,712)	15,288	63,979	21,597	26,207	34,055	224,121
Total KY Direct Charges				1,951,821	931,586	1,029,829	984,520	1,007,859	958,231	891,623	1,002,997	1,746,268	1,094,961	1,063,055	1,300,873	12,979,821
Div091 Costs Allocated to KY Based on Composite Allocation Factor				359,555	341,537	313,016	278,244	312,707	305,300	325,890	416,718	418,459	161,524	259,337	365,250	3,856,960
Shared Services Costs Allocated to Div091 then Allocated to KY based on Customer Count Allocation Factor				236,428	201,469	204,603	181,175	180,045	175,941	183,228	184,044	190,085	191,391	189,782	232,968	2,351,196
Shared Services Costs Allocated to Div091 then Allocated to KY based on Composite Allocation Factor				392,353	283,122	288,333	284,850	285,844	411,785	289,530	238,333	411,785	309,030	332,118	351,118	3,875,498
Total Charges In KY				2,050,217	1,758,224	1,833,782	1,728,869	1,786,495	1,850,405	1,690,271	1,842,143	2,768,617	1,756,905	1,650,303	2,151,048	23,065,498

Atmos Energy Corp.
Div#91 Direct Charges Allocated to Kentucky
For Twelve months Ended Dec 2012

Account	Account Description	Subaccount	Subaccount Description	Jan-12	Feb-12	Mar-12	Apr-12	May-12	Jun-12	Jul-12	Aug-12	Sep-12	Oct-12	Nov-12	Dec-12	Total
8170	Lines expenses	04590	Utilities	129	138	159	88	122	142	42	45	41	41	34	39	1,912
8180	Compressor station expenses	04560	Utilities	385	328	325	49	301	340	290	314	298	284	241	241	3,390
8180	Compressor station expenses	04599	Capitalized Utility Costs	(227)	(252)	(257)	8	(218)	(232)	(247)	(265)	(245)	(241)	(204)	(204)	(2,535)
8190	Compressor station fuel and power	04560	Utilities	177	291	(455)	10	-	2	-	3	-	1,236	769	38	2,117
8200	Storage-Measuring and regulating station expenses	04500	Utilities	69	58	58	57	58	57	-	-	-	0	0	0	344
8210	Storage-Purification expenses	04590	Utilities	475	327	198	172	-	12	5	108	101	103	289	265	2,028
8240	Storage-Other expenses	04590	Utilities	64	82	26	5	-	4	-	3	5	3	3	7	730
8260	Storage well royalties	04680	Building Lease/Rents Capitalized	(84)	(48)	-	(1,181)	(644)	(230)	(93)	(81)	-	(168)	-	-	(2,768)
8260	Storage well royalties	04681	Building Lease/Rents	376	217	-	2,619	2,622	664	137	308	-	739	-	-	7,735
8260	Storage well royalties	04590	Utilities	3,851	1,814	1,430	510	59	348	79	206	365	571	792	1,651	11,796
8500	Transmission-Operation supervision and engineering	05411	Meals and Entertainment	525	17	127	321	-	-	80	-	-	42	-	-	1,111
8500	Transmission-Operation supervision and engineering	05412	Transportation	0	0	267	30	486	-	-	-	-	0	0	0	783
8500	Transmission-Operation supervision and engineering	05414	Lodging	255	-	-	474	281	-	-	-	-	327	-	-	1,346
8500	Transmission-Operation supervision and engineering	05419	Misc Employee Expense	-	-	495	387	-	-	1,282	11	-	0	0	0	2,175
8500	Transmission-Operation supervision and engineering	06111	Contract Labor	0	0	0	0	0	0	0	0	3,100	0	0	0	3,100
8550	Mains expenses	01008	O&M Project Labor and Contra	71	2,334	2,476	1,167	979	1,026	1,450	-	-	0	1,868	2,661	14,160
8550	Mains expenses	01009	Expense Labor Approval	-	-	-	(314)	314	-	-	-	-	0	-	-	-
8550	Mains expenses	01913	Expense Labor Transfer In	71	2,334	2,476	1,167	979	1,026	1,460	-	-	0	1,868	2,661	13,711
8550	Mains expenses	01014	Expense Labor Transfer Out	(71)	(2,334)	(2,476)	(1,167)	(979)	(1,026)	(1,460)	-	-	0	(1,868)	(2,661)	(14,160)
8550	Mains expenses	02005	Non-Inventory Supplies	57	-	-	43	447	143	-	170	47	278	-	274	1,465
8550	Mains expenses	04590	Utilities	454	409	495	54	462	442	375	403	370	365	309	309	4,458
8550	Mains expenses	04688	Capitalized Utility Costs	(292)	(324)	(265)	1	(580)	(405)	(318)	(342)	(316)	(310)	(263)	(263)	(3,276)
8550	Mains expenses	05111	Postage/Delivery Services	0	0	53	-	-	-	-	-	-	0	0	0	53
8550	Mains expenses	05411	Meals and Entertainment	0	0	2	-	-	-	-	-	-	0	0	0	2
8550	Mains expenses	05413	Transportation	0	0	240	445	-	-	-	-	-	0	0	0	685
8550	Mains expenses	05414	Lodging	0	0	334	271	-	-	-	-	-	0	0	0	605
8550	Mains expenses	05419	Misc Employee Expense	0	0	64	62	-	-	-	-	-	0	0	0	126
8550	Mains expenses	06111	Contract Labor	3,100	-	-	-	-	-	-	-	-	0	209	-	3,309
8570	Transmission-Measuring and regulating station expenses	04590	Utilities	195	250	164	119	178	207	63	80	82	84	69	69	1,617
8590	Transmission-Other expenses	05411	Meals and Entertainment	0	0	0	0	0	0	35	-	-	0	0	0	35
8700	Distribution-Operation supervision and engineering	01000	Non-project Labor	142,807	140,148	138,650	135,746	131,614	202,338	133,881	135,880	135,231	140,764	211,430	140,235	1,768,895
8700	Distribution-Operation supervision and engineering	01001	Capital Labor	292,284	226,045	296,908	299,840	314,937	400,031	304,490	332,379	314,735	314,811	459,119	293,627	3,071,693
8700	Distribution-Operation supervision and engineering	01002	Capital Labor Contra	(245,030)	(236,691)	(244,500)	(237,595)	(247,910)	(308,310)	(251,390)	(252,648)	(236,908)	(257,205)	(379,562)	(261,887)	(3,202,634)
8700	Distribution-Operation supervision and engineering	01006	O&M Project Labor and Contra	674	4,428	4,680	3,289	1,862	3,104	2,111	-	588	4,257	7,551	2,862	45,207
8700	Distribution-Operation supervision and engineering	01005	Expense Labor Approval	(4,550)	5,466	13,154	6,175	17,849	(69,643)	13,159	20,953	(474)	23,826	(56,162)	8,009	7,887
8700	Distribution-Operation supervision and engineering	01010	PTO Accrual	-	-	-	-	-	8,274	-	-	(105,931)	0	0	0	(97,657)
8700	Distribution-Operation supervision and engineering	01011	Capital Labor Transfer In	193,034	183,817	193,676	199,605	193,266	295,478	205,798	207,667	204,716	210,588	305,654	201,896	2,591,452
8700	Distribution-Operation supervision and engineering	01012	Capital Labor Transfer Out	(240,266)	(232,370)	(248,560)	(254,349)	(263,292)	(367,958)	(260,958)	(276,602)	(278,645)	(283,201)	(385,112)	(243,630)	(3,356,951)
8700	Distribution-Operation supervision and engineering	01013	Expense Labor Transfer In	821	2,037	3,104	3,255	1,821	3,209	2,269	-	3,591	60,201	-	-	64,723
8700	Distribution-Operation supervision and engineering	01014	Expense Labor Transfer Out	(874)	(4,408)	(4,890)	(3,289)	(1,862)	(3,104)	(2,111)	-	(596)	(4,257)	(7,551)	(2,862)	(45,207)
8700	Distribution-Operation supervision and engineering	02001	Inventory Materials	0	1,178	-	-	-	-	-	-	-	0	811	64	2,051
8700	Distribution-Operation supervision and engineering	02004	Warehouse Loading Charge	0	165	-	-	-	74	-	-	-	0	32	3	274
8700	Distribution-Operation supervision and engineering	02005	Non-Inventory Supplies	5,964	410	4,455	4,847	3,120	7,098	1,315	3,223	4,270	2,063	2,171	1,626	40,173
8700	Distribution-Operation supervision and engineering	03003	Capitalized transportation costs	(114)	(766)	(241)	(88)	(92)	(185)	(160)	(149)	(54)	(94)	(28)	(28)	(2,135)
8700	Distribution-Operation supervision and engineering	02004	Vehicle Expense	187	895	326	97	105	183	1,418	193	219	85	148	54	3,891
8700	Distribution-Operation supervision and engineering	04002	Required By Law, Safety	76,566	4,373	15,320	4,906	18,581	10,326	287	23,948	5,486	52,705	-	355	212,544
8700	Distribution-Operation supervision and engineering	04018	Safety	0	120	119	-	67	24	-	-	-	0	0	0	423
8700	Distribution-Operation supervision and engineering	04021	Promo Other, Misc	0	0	0	0	0	30	-	-	-	0	79	-	109
8700	Distribution-Operation supervision and engineering	04038	Natural Gas Vehicle Demo	0	0	0	-	0	70	-	-	-	0	0	0	70
8700	Distribution-Operation supervision and engineering	04042	Community Relat/Trade Shows	0	350	-	-	-	40	-	-	-	89	60	-	469
8700	Distribution-Operation supervision and engineering	04044	Advertising	0	0	565	-	-	-	-	-	-	0	0	0	565
8700	Distribution-Operation supervision and engineering	04201	Software Maintenance	12,225	12,711	32,103	805	895	4,020	1,243	11,656	2,293	877	905	7,321	87,564
8700	Distribution-Operation supervision and engineering	04212	IT Equipment	7,371	120	1,366	9,809	905	514	356	1,466	2,020	91	5,538	11,798	41,424
8700	Distribution-Operation supervision and engineering	04302	Heavy Equipment	0	0	0	0	0	0	0	0	133	0	91	-	224
8700	Distribution-Operation supervision and engineering	04305	Parts	0	0	98	98	-	-	-	-	-	0	0	0	197
8700	Distribution-Operation supervision and engineering	04307	Heavy Equipment Capitalized	0	0	0	0	0	0	0	0	(132)	0	(89)	-	(219)
8700	Distribution-Operation supervision and engineering	04582	Building Maintenance	0	0	792	-	-	654	-	-	-	0	0	0	1,466
8700	Distribution-Operation supervision and engineering	04593	Utilities	3,015	2,681	3,691	3,415	2,870	1,149	4,222	4,470	4,058	2,408	1,534	2,868	36,076
8700	Distribution-Operation supervision and engineering	04599	Capitalized Utility Costs	(2,042)	(1,353)	(2,923)	(2,397)	(1,774)	(1,548)	(2,895)	(3,143)	(2,638)	(1,503)	(1,295)	(1,830)	(26,368)
8700	Distribution-Operation supervision and engineering	05019	Office Supplies	8,165	4,939	8,908	6,564	6,327	4,865	5,177	6,405	4,167	5,098	4,027	5,021	68,752
8700	Distribution-Operation supervision and engineering	05111	Postage/Delivery Services	3,465	654	1,030	1,348	3,832	303	1,134	934	397	685	1,290	1,290	19,247
8700	Distribution-Operation supervision and engineering	05310	Monthly Lines and service	6,851	1,784	3,208	1,866	2,834	578	2,303	2,643	1,772	912	1,776	1,476	31,445
8700	Distribution-Operation supervision and engineering	05312	Long Distance	391	521	516	476	523	502	581	490	855	440	431	412	5,703
8700	Distribution-Operation supervision and engineering	05314	Toll Free Long Distance	185	170	171	170	178	177	170	162	168	167	152	166	2,005
8700	Distribution-Operation supervision and engineering	05316	Telecom Maintenance & Repair	-	1,842	853	717	3,045	1,625	1,416	830	1,181	787	3,306	1,857	17,303
8700	Distribution-Operation supervision and engineering	05317	Telephone Directory	5,489	14,211	9,957	-	20,937	8,870	7,553	8,577	6,546	6,552	11,687	7,451	113,039
8700	Distribution-Operation supervision and engineering	05323	Measurement & Meter Reading	2,233	3,249	3,095	2,419	2,305	2,888	2,400	1,833	1,599	1,093	1,241	1,241	23,234
8700	Distribution-Operation supervision and engineering	05331	WAN/LAN/Internet Service	28,023	25,162	23,871	24,428	23,739	21,054	25,027	19,926	19,605	20,015	20,276	18,454	269,590
8700	Distribution-Operation supervision and engineering	05364	Cellular, rad o, pager charges Cell service for MDTs, PCs, SCADA and other data related uses (including Blackberry), radio and pager charges Cell phone equipment and accessories	7,917	5,836	8,294	9,047	14,146	-	-	-	9,287	1,584	5,853	7,855	116,950
8700	Distribution-Operation supervision and engineering	05376	Cellular, rad o, pager charges Cell phone equipment and accessories	12,954	30,927	13,856	6,331	37,714	4,861	5,083	18,738	21,789	3,425	13,894	16,057	165,370
8700	Distribution-Operation supervision and engineering	05399	Capitalized Telecom Costs	(26,970)	(35,757)	(28,479)	(19,094)	(46,195)	(17,380)	(28,911)	(42,764)	(31,782)	(15,184)	(25,938)	(26,423)	(349,873)
8700	Distribution-Operation supervision and engineering	05411	Meals and Entertainment	9,133	12,926	6,599	8,993	10,222	5,900	5,066</						

Atmos Energy Corp.
Div91 Direct Charges Allocated to Kentucky
For Twelve months Ended Dec 2012

Account	Account Description	Subaccount	Subaccount Description	Jan-12	Feb-12	Mar-12	Apr-12	May-12	Jun-12	Jul-12	Aug-12	Sep-12	Oct-12	Nov-12	Dec-12	Total
8700	Distribution-Operation supervision and engineering	05419	Misc Employee Expense	156	222	114	180	148	33	30	27	391	266	1,752	562	4,040
8700	Distribution-Operation supervision and engineering	05420	Employee Development	118	2,777	1,702	750	200	20	475	-	1,884	450	760	485	9,652
8700	Distribution-Operation supervision and engineering	05421	Training	1,100	1,425	384	8	2,310	148	1,868	-	197	0	225	1,569	8,931
8700	Distribution-Operation supervision and engineering	05422	Operator Qualifications Training	0	0	375	-	-	-	-	-	-	0	0	375	0
8700	Distribution-Operation supervision and engineering	05424	Books & Manuals	913	-	359	-	654	61	-	-	-	163	-	610	2,760
8700	Distribution-Operation supervision and engineering	05425	Regulatory Compliance Training	0	0	0	0	300	-	-	2,125	-	0	0	0	2,425
8700	Distribution-Operation supervision and engineering	05426	Safety Training	9,631	1,626	2,824	6,626	6,974	1,518	2,863	1,477	3,881	0	4,263	1,557	43,541
8700	Distribution-Operation supervision and engineering	05429	Work Environment Training	0	0	15	-	15	-	-	30	15	15	-	-	90
8700	Distribution-Operation supervision and engineering	06111	Contract Labor	1,551	2,948	8,089	9,931	7,056	6,980	2,811	1,267	871	1,809	2,143	49,316	
8700	Distribution-Operation supervision and engineering	07120	Environmental & Safety	4,871	4,787	-	2,272	3,151	627	154	8,429	15,115	506	-	-	33,912
8700	Distribution-Operation supervision and engineering	07421	Service Awards	0	0	0	0	0	0	0	0	0	141	-	30,592	
8700	Distribution-Operation supervision and engineering	07443	Uniforms	-	-	-	-	-	-	-	-	-	0	250	-	250
8700	Distribution-Operation supervision and engineering	07444	Uniforms Capitalized	-	-	-	-	-	-	-	-	-	0	(138)	-	(138)
8700	Distribution-Operation supervision and engineering	07499	Misc Employee Welfare Exp	514	-	273	875	752	11	32	116	-	409	(25)	1,385	4,312
8700	Distribution-Operation supervision and engineering	07510	Association Dues	-	50	-	-	-	-	250	-	-	0	6,000	-	6,300
8700	Distribution-Operation supervision and engineering	07520	Donations	0	0	0	0	44	-	-	-	-	0	0	0	44
8700	Distribution-Operation supervision and engineering	07590	Misc General Expense	90	376	-	384	688	250	(93,281)	13	-	129	1,203	123	(90,025)
8711	Odorization	02001	Inventory Materials	-	-	-	-	1,671	-	-	-	-	(553)	-	-	1,417
8711	Odorization	02004	Warehouse Loading Charge	-	-	-	-	79	-	-	-	-	(22)	-	-	57
8711	Odorization	02005	Non-Inventory Supplies	9,804	3,685	(2,251)	3,732	18,232	119	-	-	1,551	9,884	-	25,805	65,480
8740	Mains and Services Expenses	01000	Non-project Labor	316	-	2,071	1,877	5,307	-	3,107	-	2,718	1,469	518	3,414	20,816
8740	Mains and Services Expenses	01006	Expense Labor Accrual	64	(110)	0	1,139	176	(430)	-	(1,087)	1,358	(392)	(881)	933	978
8740	Mains and Services Expenses	02005	Non-Inventory Supplies	10	-	-	29	21	52	193	1,300	7	1,576	-	-	3,187
8740	Mains and Services Expenses	03002	Vehicle Lease Payments	7,890	10,145	2,601	12,307	10,323	11,230	11,644	1,559	(4,145)	10,843	8,563	9,568	92,527
8740	Mains and Services Expenses	03003	Capitalized transportation costs	(10,003)	(12,871)	(10,933)	(15,373)	(15,115)	(15,075)	(12,618)	(5,261)	(3,828)	(15,924)	(12,734)	(11,896)	(142,490)
8740	Mains and Services Expenses	03004	Vehicle Expense	9,817	11,410	12,001	12,013	12,660	11,978	8,742	10,454	9,764	12,688	9,837	7,625	128,696
8740	Mains and Services Expenses	04000	Community Rel&Trade Shows	1,700	924	55	-	-	-	-	-	-	0	0	0	2,680
8740	Mains and Services Expenses	04201	Software Maintenance	0	65	-	-	-	-	-	-	-	0	0	0	65
8740	Mains and Services Expenses	04301	Equipment Lease	1,219	1,219	1,219	1,219	1,219	1,219	1,219	1,219	1,219	1,219	1,219	1,219	14,630
8740	Mains and Services Expenses	04302	Heavy Equipment	291	1,913	738	72	3,458	316	484	4,043	202	70	1,342	2,140	15,066
8740	Mains and Services Expenses	04307	Heavy Equipment Capitalized	(1,490)	(3,059)	(1,916)	(1,285)	(4,594)	(1,504)	(1,659)	(5,157)	(1,593)	(1,263)	(2,510)	(3,292)	(29,102)
8740	Mains and Services Expenses	04502	Building Maintenance	0	0	0	0	0	0	0	0	0	0	0	0	0
8740	Mains and Services Expenses	04590	Utilities	452	467	451	464	528	419	439	462	631	487	395	419	5,585
8740	Mains and Services Expenses	05010	Office Supplies	100	50	450	-	-	-	-	-	-	59	-	-	659
8740	Mains and Services Expenses	05111	Postage/Delivery Services	-	14	-	-	-	-	-	-	-	0	0	0	119
8740	Mains and Services Expenses	05310	Monthly Lines and service	40	40	37	39	39	39	39	39	39	39	39	41	459
8740	Mains and Services Expenses	05369	Capitalized Telecom costs	(21)	(22)	(20)	(21)	(21)	(21)	(21)	(21)	(22)	(21)	(22)	(23)	(258)
8740	Mains and Services Expenses	05411	Meals and Entertainment	0	0	0	0	0	0	0	49	-	0	0	0	49
8740	Mains and Services Expenses	05421	Training	0	0	0	0	1,824	-	-	-	-	0	0	0	1,824
8740	Mains and Services Expenses	05111	Contract Labor	-	0	500	-	1,171	-	-	-	-	-	0	0	1,671
8740	Mains and Services Expenses	07443	Uniforms	-	-	-	-	125	-	125	-	-	125	125	-	500
8740	Mains and Services Expenses	07444	Uniforms Capitalized	-	-	-	-	(86)	-	(68)	-	(61)	(69)	-	(333)	
8740	Mains and Services Expenses	07499	Misc Employee Welfare Exp	0	0	0	0	0	0	0	0	715	0	0	715	
8740	Mains and Services Expenses	07590	Misc General Expense	1,157	(1,167)	1,712	(1,712)	0	0	0	1,254	(1,254)	4,908	(4,908)	2,797	2,797
8750	Distribution-Measuring and regulating station expenses	01000	Non-project Labor	1,960	1,414	1,269	1,269	1,269	2,998	1,269	-	-	-	0	0	10,947
8750	Distribution-Measuring and regulating station expenses	01006	Expense Labor Accrual	229	20	69	63	190	(405)	(39)	(444)	-	-	0	0	(317)
8750	Distribution-Measuring and regulating station expenses	02005	Non-Inventory Supplies	1,302	5,814	2,865	4,887	3,888	7,428	5,640	10,630	9,853	8,064	2,405	3,965	66,861
8750	Distribution-Measuring and regulating station expenses	03003	Capitalized transportation costs	0	0	(489)	-	(1,126)	-	-	-	-	-	(84)	-	(1,678)
8750	Distribution-Measuring and regulating station expenses	03004	Vehicle Expense	0	0	1,000	-	2,407	-	-	-	-	-	188	-	3,575
8750	Distribution-Measuring and regulating station expenses	05411	Meals and Entertainment	15	-	-	128	-	-	216	-	-	0	0	0	360
8750	Distribution-Measuring and regulating station expenses	05444	Lodging	0	0	0	183	-	-	309	-	-	0	0	0	492
8750	Distribution-Measuring and regulating station expenses	07590	Misc General Expense	235	(232)	-	-	-	-	-	-	-	0	0	0	2
8760	Distribution-Measuring and regulating station expenses-Industrial	01000	Non-project Labor	1,314	-	1,314	1,314	1,214	1,971	1,314	-	-	-	0	0	9,855
8760	Distribution-Measuring and regulating station expenses-Industrial	01006	Expense Labor Accrual	131	65	191	65	197	(591)	131	(460)	-	-	0	0	(329)
8760	Distribution-Measuring and regulating station expenses-Industrial	02005	Non-Inventory Supplies	170	955	15	671	1,254	451	853	98	-	33	799	64	5,362
8760	Distribution-Measuring and regulating station expenses-Industrial	05010	Office Supplies	345	250	19	-	-	-	-	-	-	0	84	46	754
8760	Distribution-Measuring and regulating station expenses-Industrial	05111	Postage/Delivery Services	-	-	-	-	-	-	-	-	-	0	0	17	17
8760	Distribution-Measuring and regulating station expenses-Industrial	05411	Meals and Entertainment	16	-	-	134	-	-	224	-	-	0	0	0	373
8760	Distribution-Measuring and regulating station expenses-Industrial	05414	Lodging	0	0	0	190	-	-	320	-	-	0	0	0	510
8770	Distribution-Measuring and regulating station expenses-Grp gate check stations	02005	Non-Inventory Supplies	0	0	0	0	0	0	0	0	0	0	20	-	20
8780	Meter and house regulator expenses	01000	Non-project Labor	-	476	-	-	-	-	-	-	-	0	779	-	1,255
8780	Meter and house regulator expenses	01006	Expense Labor Accrual	0	191	(191)	-	0	0	0	0	0	130	-	(130)	0
8800	Distribution-Other expenses	01000	Non-project Labor	379	321	327	598	1,114	1,657	1,615	321	639	2,701	1,812	502	12,185
8800	Distribution-Other expenses	01006	Expense Labor Accrual	52	(4)	35	165	451	(504)	289	(405)	250	1,336	(1,453)	(152)	70
8800	Distribution-Other expenses	04201	Software Maintenance	368	-	-	-	-	-	-	-	-	0	0	0	368
8800	Distribution-Other expenses	05010	Office Supplies	-	94	-	-	-	-	-	-	-	0	0	0	94
8800	Distribution-Other expenses	05411	Meals and Entertainment	0	194	-	-	-	-	-	-	-	0	0	0	194
8800	Distribution-Other expenses	05413	Transportation	0	215	-	-	-	-	-	-	-	0	0	190	385
8800	Distribution-Other expenses	05414	Lodging	0	501	-	-	-	-	-	-	-	0	0	0	501
8800	Distribution-Other expenses	05427	Technical (Job Skills) Training	0	1,391	-	-	-	-	-	-	-	0	0	0	1,391
8800	Distribution-Other expenses	07443	Uniforms	0	0	252	-	-	-	-	-	-	0	0	0	252
8800	Distribution-Other expense	07444	Uniforms Capitalized	0	0	(130)	-	-	-	-	-	-	0	0	0	(130)
8800	Distribution-Other expense	07499	Misc Employee Welfare Exp	0	0	0	4	-	-	-	-	-	0	0	0	4
8810	Distribution-Rents	04560	Building Lease/Rents Capitalized	(36,032)	(36,475)	(36,367)	(32,911)	(56,050)	(14,297)	(13,714)	(178,104)	(48,201)	(7,131)	(10,907)	(9,026)	(487,285)
8810	Distribution-Rents	04561	Building Lease/Rents	60,871	60,871	60,871	54,263	105,938	23,840	23,214	268,658	74,098	12,490	19,890	18,779	791,824
8810	Distribution-Rents	04562	Building Maintenance	2,218	2,659	9,647	2,405	3,453	4,166	4,603	3,144	3,106	2,096	5,040	3,519	46,328
8810	Distribution-Rents	04562	Misc Rents	2,980	314	-	-	-	-	-	-	-	0	0	0	3,294
8810	Distribution-Rents	04599	Capitalized Utility Costs	(1,876)												

Atmos Energy Corp.
Div#91 Direct Charges Allocated to Kentucky
For Twelve months Ended Dec 2012

Account	Account Description	Subaccount	Subaccount Description	Jan-12	Feb-12	Mar-12	Apr-12	May-12	Jun-12	Jul-12	Aug-12	Sep-12	Oct-12	Nov-12	Dec-12	Total
9030	Customer accounts-Customer records and collections expenses	01008	Expense Labor Actual	520	280	520	260	781	(2,342)	520	781	-	781	(1,510)	800	1,372
9030	Customer accounts-Customer records and collections expenses	05411	Meals and Entertainment	8	18	-	-	-	-	-	-	-	0	12	195	223
9030	Customer accounts-Customer records and collections expenses	05413	Transportation	158	92	-	-	-	-	-	-	-	0	191	188	628
9030	Customer accounts-Customer records and collections expenses	05414	Lodging	113	-	-	-	-	-	-	-	-	0	144	554	811
9030	Customer accounts-Customer records and collections expenses	08112	Collection Fees	151,070	122,289	116,589	94,955	102,476	115,278	65,587	123,188	96,300	95,260	87,824	96,931	1,267,817
9030	Customer accounts-Customer records and collections expenses	06116	Bill Print Fees	238,143	254,706	225,297	226,814	220,862	249,913	201,633	205,481	144,952	179,131	168,867	155,256	2,468,816
9030	Customer accounts-Customer records and collections expenses	07499	Misc Employee Welfare Exp	0	0	0	0	0	0	0	0	0	0	659	0	659
9080	Customer service-Operating informational and instructional advertising expense	04040	Community Rel&Trade Shows	0	0	0	539	20,263	-	120	623	17,762	0	0	0	38,337
9100	Customer service-Miscellaneous customer service	04046	Customer Relations & Assist	-	176	-	-	-	188	283	79	145	13	60	7	949
9110	Sales-Supervision	05010	Customer Relations & Assist	(750)	-	-	-	-	-	-	-	-	0	0	0	(750)
9110	Sales-Supervision	05010	Office Supplies	48	-	-	-	-	-	-	-	-	0	0	0	48
9120	Sales-Demonstrating and selling expenses	02001	Inventory Materials	0	0	0	0	0	0	0	0	(200)	200	-	-	-
9120	Sales-Demonstrating and selling expenses	02004	Warehouse Loading Charge	0	0	0	0	0	0	0	0	961	8	-	-	869
9120	Sales-Demonstrating and selling expenses	04046	Customer Relations & Assist	0	0	0	0	0	0	0	0	24,857	(205)	-	-	24,452
9120	Sales-Demonstrating and selling expenses	05415	Membership Fees	0	0	0	0	0	0	0	0	240	0	0	0	240
9130	Sales-Advertising expenses	04021	Promo Other, Misc	2,013	-	-	-	-	-	-	-	2,128	0	0	0	2,281
9130	Sales-Advertising expenses	04046	Customer Relations & Assist	0	0	0	0	0	0	0	0	261	0	0	0	2,121
9200	A&G-Administrative & general salaries	04803	A&G Overhead Clearing	(5,107)	(5,012)	(4,314)	(4,485)	(5,054)	(4,515)	(3,491)	(3,438)	(2,717)	(5,148)	(5,490)	(10,219)	(58,000)
9210	A&G-Office supplies & expense	04040	Community Rel&Trade Shows	0	534	-	-	-	322	(10)	-	-	-	0	0	848
9210	A&G-Office supplies & expense	05411	Meals and Entertainment	125	393	-	83	-	339	40	29	-	0	21	66	1,098
9210	A&G-Office supplies & expense	05413	Transportation	2,423	1,287	308	1,968	-	1,775	852	1,337	-	-	0	27	10,415
9210	A&G-Office supplies & expense	05414	Lodging	424	89	-	358	-	758	178	-	-	-	0	223	2,930
9210	A&G-Office supplies & expense	07590	Misc General Expense	0	6,250	-	-	-	-	235,607	-	-	-	0	0	241,857
9210	A&G-Office supplies & expense	08195	UCG Beginning Balance 3-31-98	(11,821)	-	-	-	-	-	-	-	-	-	0	0	847
9230	A&G-Outside services employed	06111	Contract Labor	-	211	-	-	-	-	3,868	716	5,128	0	0	0	9,921
9240	A&G-Outside services employed	06121	Legal	-	4,171	6,749	5,312	11,983	9,950	37	7,330	15,427	8,619	9,418	4,673	83,678
9240	A&G-Property insurance	04069	Blueflame Property Insurance	927	927	927	927	927	927	927	950	950	950	950	950	11,239
9240	A&G-Property insurance	04070	Insurance	2,142	2,142	2,142	1,445	1,445	1,445	1,445	1,493	1,493	1,493	1,493	1,493	19,668
9240	A&G-Property insurance	04072	Insurance Capitalized	(1,578)	(1,849)	(1,658)	(1,279)	(1,305)	(1,315)	(1,315)	(1,302)	(1,405)	(1,332)	(1,358)	(1,355)	(16,850)
9250	A&G-Injuries & damages	01201	Other Benefits Variance	35,294	(9,154)	(38,840)	(1,448)	(7,160)	(3,251)	(3,250)	1,516	(3,178)	0	0	0	(22,894)
9250	A&G-Injuries & damages	01208	Workers Comp Benefits Variance	0	0	0	0	0	0	0	0	0	(2,823)	(5,879)	(2,458)	(11,280)
9250	A&G-Injuries & damages	01221	Workers Comp Insurance	24,960	22,138	23,776	22,347	23,700	22,023	22,985	21,822	13,769	30,540	28,503	27,452	283,828
9250	A&G-Injuries & damages	01290	Other Benefits Load Projects	8	94	105	84	45	72	67	-	-	0	0	0	478
9250	A&G-Injuries & damages	01293	Workers Comp Benefits Load	0	0	0	0	0	0	0	0	0	70	1,182	143	1,395
9250	A&G-Injuries & damages	07115	Insurance Reserve	0	0	0	0	0	0	0	0	10,917	0	0	0	10,917
9250	A&G-Injuries & damages	07120	Environmental & Safety	0	0	0	0	0	0	0	0	194	12	0	0	205
9260	A&G-Employee pensions and benefits	01200	Other Benefits Load	40,582	857,169	38,502	37,286	38,043	38,489	38,896	38,546	34,738	0	0	0	1,164,222
9260	A&G-Employee pensions and benefits	01201	Other Benefits Variance	117,163	(42,545)	(20,942)	(31,482)	(2,382)	16,189	18,741	31,394	80,392	(270,026)	-	-	(114,498)
9260	A&G-Employee pensions and benefits	01202	Pension Benefits Load	15,595	(325,734)	14,796	14,329	15,004	14,791	14,936	15,188	13,350	24,691	29,497	23,226	(130,410)
9260	A&G-Employee pensions and benefits	01203	FAS106 Benefits Load	21,989	(450,272)	20,842	20,164	21,135	20,835	21,408	19,805	37,825	45,444	35,530	35,530	(175,604)
9260	A&G-Employee pensions and benefits	01206	Pension Benefits Variance	(174,818)	171,432	50,401	23,285	5,165	19,287	20,011	35,344	29,558	(22,711)	(26,718)	(2,501)	185,745
9260	A&G-Employee pensions and benefits	01207	FAS106 Benefits Variance	24,933	(82,174)	76,763	58,109	25,488	42,220	43,824	136,053	58,278	(78,529)	(88,230)	(45,918)	167,430
9260	A&G-Employee pensions and benefits	01251	Medical Benefits Load	0	0	0	0	0	0	0	0	0	32,746	39,001	30,603	102,550
9260	A&G-Employee pensions and benefits	01252	Medical Benefits Variance	0	0	0	0	0	0	0	0	0	(16,952)	(115,810)	105,695	(24,797)
9260	A&G-Employee pensions and benefits	01263	Medical Benefits Load Projects	0	0	0	0	0	0	0	0	0	691	11,643	1,407	13,742
9260	A&G-Employee pensions and benefits	01267	Empr ESOP Benefits Load	0	0	0	0	0	0	0	0	0	7,880	9,385	7,412	24,678
9260	A&G-Employee pensions and benefits	01268	Empr ESOP Benefits Variance	0	0	0	0	0	0	0	0	0	(10,219)	(15,165)	(8,966)	(34,370)
9260	A&G-Employee pensions and benefits	01269	Empr ESOP Benefits Load	0	0	0	0	0	0	0	0	0	185	3,122	365	3,673
9260	A&G-Employee pensions and benefits	01260	Emp HSA Benefits Load	0	0	0	0	0	0	0	0	0	88	164	92	274
9260	A&G-Employee pensions and benefits	01261	Emp HSA Benefits Variance	0	0	0	0	0	0	0	0	0	2,178	(669)	(433)	1,076
9260	A&G-Employee pensions and benefits	01262	Emp HSA Benefits Load Projects	0	0	0	0	0	0	0	0	0	2	31	4	37
9260	A&G-Employee pensions and benefits	01263	RSP FACC Benefits Load	0	0	0	0	0	0	0	0	0	876	1,043	824	2,742
9260	A&G-Employee pensions and benefits	01264	RSP FACC Benefits Variance	0	0	0	0	0	0	0	0	0	(4,816)	(3,851)	(3,996)	(12,663)
9260	A&G-Employee pensions and benefits	01265	RSP FACC Benefits Load Projects	0	0	0	0	0	0	0	0	0	4	68	8	81
9260	A&G-Employee pensions and benefits	01265	Basic Life Benefits Load	0	0	0	0	0	0	0	0	0	876	1,043	824	2,742
9260	A&G-Employee pensions and benefits	01287	Basic Life Benefits Variance	0	0	0	0	0	0	0	0	0	(422)	(638)	244	(615)
9260	A&G-Employee pensions and benefits	01265	Basic Life Benefits Load Projects	0	0	0	0	0	0	0	0	0	20	330	40	389
9260	A&G-Employee pensions and benefits	01269	LTD Benefits Load	0	0	0	0	0	0	0	0	0	1,576	1,677	1,462	4,938
9260	A&G-Employee pensions and benefits	01270	LTD Benefits Variance	0	0	0	0	0	0	0	0	0	(2,142)	(2,433)	(965)	(5,542)
9260	A&G-Employee pensions and benefits	01271	LTD Benefits Load Projects	0	0	0	0	0	0	0	0	0	32	535	65	631
9260	A&G-Employee pensions and benefits	01290	Other Benefits Load Projects	97	1,196	1,350	1,074	569	918	852	-	-	0	0	0	6,067
9260	A&G-Employee pensions and benefits	01291	Pension Benefits Load Projects	37	480	519	413	219	353	327	-	-	518	6,738	1,056	12,641
9260	A&G-Employee pensions and benefits	01292	FAS106 Benefits Load Projects	53	647	731	581	308	498	461	-	-	796	13,403	1,620	19,088
9260	A&G-Employee pensions and benefits	06428	Safety Training	0	0	0	0	0	928	-	-	-	0	0	0	928
9260	A&G-Employee pensions and benefits	07421	Service Awards	6,191	11,301	6,076	3,214	21,789	10,723	6,659	9,002	8,832	9,200	13,452	3,663	109,931
9260	A&G-Employee pensions and benefits	07450	Capitalized Restricted Stock Variable Pay & Mgmt Incentive	(11,114)	(10,492)	(11,333)	(11,377)	(17,272)	(22,640)	(11,351)	(11,787)	(31,576)	(6,300)	(10,004)	(8,944)	(164,168)
9260	A&G-Employee pensions and benefits	07452	Plans	249,000	211,000	84,756	10,854	-	-	-	-	619,362	98,000	169,804	190,000	1,612,776
9260	A&G-Employee pensions and benefits	07454	VPP & MIP - Capital Credit Restricted Stock - Long Term Incentive Plan - Performance Based	(129,000)	(110,000)	(32,625)	(6,305)	-	-	-	-	(325,652)	(53,000)	(90,029)	(103,000)	(848,920)
9260	A&G-Employee pensions and benefits	07458	RSU-Long Term Incentive Plan - Time Lapse	7,812	7,121	7,820	7,367	14,138	9,961	9,578	9,578	20,618	1,289	7,003	7,226	109,341
9260	A&G-Employee pensions and benefits	07460	RSU-Long Term Incentive Plan - Time Lapse	11,318	10,589	11,853	10,955	14,481	26,657	9,517	9,517	24,775	8,724	8,443	8,712	157,538
9260	A&G-Employee pensions and benefits	07463	RSU-Management Incentive Plan	3,080	2,881	3,147	2,991	3,080	2,880	2,178	2,178	17,874	1,063	8,816	1,070	51,128
9260	A&G-Employee pensions and benefits															

Atmos Energy Corp.
Div91 Direct Charges Allocated to Kentucky
For Twelve months Ended Dec 2012

Account	Account Description	Subaccount	Subaccount Description	Jan-12	Feb-12	Mar-12	Apr-12	May-12	Jun-12	Jul-12	Aug-12	Sep-12	Oct-12	Nov-12	Dec-12	Total
9260	A&G-Employee pensions and benefits	07490	SERP Capitalized	(4,197)	(4,197)	(4,197)	(4,197)	(4,197)	(4,197)	(4,197)	(4,197)	(4,197)	(5,538)	(5,538)	(5,538)	(54,387)
9260	A&G-Employee pensions and benefits	07499	Misc. Employee Welfare Exp	1,265	5,412	1,940	1,142	1,605	2,155	714	6,000	1,357	1,828	1,783	1,081	25,028
9302	Miscellaneous general expenses	05010	Office Supplies	0	198	12	-	-	-	-	-	-	0	0	0	210
9302	Miscellaneous general expenses	05415	Membership Fees	0	0	0	0	0	0	0	2,880	0	0	0	0	2,880
9302	Miscellaneous general expenses	07510	Association Dues	8,569	8,568	8,569	8,569	8,569	16,669	18,599	7,299	7,299	28,018	7,265	7,266	135,828
9310	A&G-Rents	04580	Building Lease/Rents Capitalized	(442)	(398)	(388)	(388)	(371)	(420)	(301)	(474)	(377)	(301)	(1,970)	(1,031)	(7,772)
9310	A&G-Rents	04581	Building Lease/Rents	1,351	1,351	1,351	1,351	1,351	1,351	1,351	1,351	1,351	1,351	6,857	6,667	28,847
9310	A&G-Rents	04592	Building Maintenance	84	76	75	85	80	91	78	74	74	59	3	9	795
9370	Maintenance of other equipment	04352	Heavy Equipment	0	10	-	-	-	-	-	-	-	0	0	0	10
9370	Maintenance of other equipment	04937	Heavy Equipment Capitalized	0	(10)	-	-	-	-	-	-	-	0	0	0	(10)
9432	Other storage-Maintenance of structures and improvements	01000	Non-project Labor	0	0	0	0	0	0	0	1,985	-	0	0	0	1,985
9432	Other storage-Maintenance of structures and improvements	01008	Expense Labor Accrual	0	0	0	0	0	0	0	992	(992)	0	0	0	-
9550	Transmission-Maintenance of measuring and regulating station equipment	02005	Non-Inventory Supplies	23	23	23	14	15	14	14	15	29	0	1,473	14	1,856
9320	A&G-Maintenance of general plant	04065	Offsite Storage	0	0	0	0	0	0	0	0	0	0	0	178	178
9040	Customer accounts-Unrecollectible accounts	08927	Cust Uncol Acct-Write Off	0	0	0	0	0	0	53,144	-	(361)	0	0	0	52,883
				1,085,975	1,013,748	928,068	824,916	927,000	905,130	986,172	1,144,379	1,119,545	440,484	872,052	914,745	10,522,664
Div91 Costs Allocated to KY Based on Composite Allocation Factor				359,555	341,937	313,018	278,244	312,707	305,300	325,890	416,718	416,450	161,524	259,337	368,260	3,858,980

Amos Energy Corp.
Shared Services Direct Charges Allocated to Div 081
For Twelve months Ended Dec 2012

Account	Account Description	Subaccount	Subaccount Description	Jan-12	Feb-12	Mar-12	Apr-12	May-12	Jun-12	Jul-12	Aug-12	Sep-12	Oct-12	Nov-12	Dec-12	Total
8140	Storage-Operation supervision and engineering	04201	Software Maintenance	0	0	0	0	0	0	0	0	0	541	-	-	541
8210	Storage-Purification expenses	07499	Misc Employee Welfare Exp	0	0	0	0	0	0	28	0	0	0	0	0	28
8560	Mains expenses	01002	Capital Labor Contra	-	-	(896)	(82)	-	-	(558)	(249)	(278)	0	(96)	-	(2,230)
8580	Mains expenses	01011	Capital Labor Transfer In	-	-	598	62	-	-	558	248	279	0	56	-	2,239
8700	Distribution-Operation supervision and engineering	01000	Non-project Labor	0	0	0	0	0	0	0	14,005	0	0	0	10,218	24,223
8700	Distribution-Operation supervision and engineering	01002	Capital Labor Contra	(32,876)	(55,693)	(38,810)	(47,702)	(54,852)	(103,876)	(51,394)	(76,356)	(78,158)	(185,448)	(348,824)	(126,061)	(1,195,959)
8700	Distribution-Operation supervision and engineering	01008	Expense Labor Accrual	0	0	0	0	0	0	7,003	(6,766)	131	(368)	3,065	3,065	0
8700	Distribution-Operation supervision and engineering	01011	Capital Labor Transfer In	32,876	55,693	38,810	47,702	54,852	103,876	51,394	76,356	78,158	185,448	348,824	126,061	1,199,959
8700	Distribution-Operation supervision and engineering	01013	Expense Labor Transfer In	0	0	0	0	0	0	0	474	566	-	223	-	1,269
8700	Distribution-Operation supervision and engineering	02001	Inventory Materials	76	6,076	1,063	411	987	235	-	2,819	-	0	744	183	12,593
8700	Distribution-Operation supervision and engineering	02005	Non-Inventory Supplies	0	0	0	0	0	0	314	456	38	-	-	-	808
8700	Distribution-Operation supervision and engineering	04040	Community Rel&Trade Shows	0	0	0	0	0	0	750	-	0	0	0	0	750
8700	Distribution-Operation supervision and engineering	04201	Software Maintenance	572	572	572	572	572	572	572	572	572	572	572	572	6,859
8700	Distribution-Operation supervision and engineering	04212	IT Equipment	11,180	-	-	-	(11,180)	0	0	0	0	0	0	0	-
8700	Distribution-Operation supervision and engineering	08010	Office Supplies	-	-	-	-	350	-	457	-	-	0	0	0	806
8700	Distribution-Operation supervision and engineering	05111	Postage/Delivery Services	-	11	-	-	-	-	-	-	-	-	-	-	11
8700	Distribution-Operation supervision and engineering	05315	Telecom Maintenance & Repair	0	0	0	0	1,101	-	48	-	-	0	0	0	1,149
8700	Distribution-Operation supervision and engineering	05331	WAN/LAN/Internet Service	126	121	121	124	124	124	124	126	126	128	127	127	1,497
8700	Distribution-Operation supervision and engineering	05354	Cellular, radio, pager charges	-	504	255	-	607	-	785	539	0	149	128	0	2,628
8700	Distribution-Operation supervision and engineering	05375	Use Of 3684 Call Service-all others	0	0	0	(115)	-	-	0	0	0	0	0	0	-
8700	Distribution-Operation supervision and engineering	05411	Meals and Entertainment	-	-	-	-	-	331	357	-	-	-	0	31	60
8700	Distribution-Operation supervision and engineering	05415	Membership Fees	0	0	0	0	0	0	0	0	350	0	0	0	350
8700	Distribution-Operation supervision and engineering	05419	Misc Employee Expense	74,486	-	-	-	33,097	-	-	-	6,213	82,463	40,706	-	216,866
8700	Distribution-Operation supervision and engineering	05426	Safety Training	0	0	0	0	0	0	0	0	3,125	256	7,463	-	10,846
8700	Distribution-Operation supervision and engineering	06111	Contract Labor	-	-	-	1,055	140	-	-	13	28	0	0	0	1,233
8700	Distribution-Operation supervision and engineering	07499	Misc Employee Welfare Exp	-	-	-	-	-	-	-	-	-	0	0	0	100
8740	Mains and Services Expenses	01000	Non-project Labor	0	0	0	0	0	0	0	0	0	0	0	0	685
8740	Mains and Services Expenses	01008	Expense Labor Accrual	0	0	0	0	0	0	0	0	0	0	0	0	206
8740	Mains and Services Expenses	02005	Non-Inventory Supplies	0	0	0	0	573	-	-	-	-	0	0	0	573
8740	Mains and Services Expenses	03002	Vehicle Lease Payments	3,573	(7,199)	4,687	4,639	3,894	3,970	3,971	3,959	4,073	3,958	3,908	4,843	37,972
8740	Mains and Services Expenses	03004	Vehicle Expense	2,110	2,471	7,840	4,874	6,115	1,910	4,598	4,712	(3,101)	6,807	3,738	4,342	46,612
8740	Mains and Services Expenses	04301	Equipment Lease	24	24	24	24	24	24	24	24	24	24	24	24	288
8740	Mains and Services Expenses	04302	Heavy Equipment	0	95	108	103	-	-	-	100	108	398	-	81	997
8740	Mains and Services Expenses	05111	Postage/Delivery Services	0	0	0	0	0	0	0	0	11	0	0	0	11
8740	Mains and Services Expenses	05413	Transportation	-	(47)	163	-	(422)	(25)	(59)	(272)	-	0	0	(180)	(840)
8740	Mains and Services Expenses	05414	Lodging	-	-	91	-	-	-	-	-	-	0	0	0	91
8740	Mains and Services Expenses	05415	Membership Fees	0	615	-	-	-	-	-	-	-	0	0	0	615
8740	Mains and Services Expenses	07443	Uniforms	0	0	0	0	0	0	125	125	-	0	0	0	250
8800	Distribution-Other expenses	01009	Non-project Labor	-	-	-	1,163	-	-	-	-	-	0	0	0	1,163
8800	Distribution-Other expenses	01008	Expense Labor Accrual	(57)	0	0	656	(656)	0	0	0	0	0	0	0	(657)
8800	Distribution-Other expenses	05111	Postage/Delivery Services	13	-	-	-	-	-	-	-	-	0	0	0	13
8820	Distribution-Other expenses	07499	Misc Employee Welfare Exp	0	0	0	0	0	0	0	0	0	171	58	-	227
8810	Distribution-Rents	04561	Building Lease/Rents	0	0	0	0	0	0	0	(5,208)	10,333	(6,660)	-	-	(1,535)
9010	Customer accounts-Operation supervision	01000	Non-project Labor	164,912	159,345	162,281	155,107	151,327	221,913	147,909	143,244	142,409	149,399	222,292	152,093	1,972,230
9010	Customer accounts-Operation supervision	01001	Capital Labor	43	-	-	-	-	-	-	-	-	0	0	0	43
9010	Customer accounts-Operation supervision	01008	Expense Labor Accrual	16,436	6,004	17,403	4,168	20,620	(68,343)	14,783	19,854	(418)	25,905	(60,080)	8,579	4,391
9010	Customer accounts-Operation supervision	02006	Purchasing Card Charges	(6)	0	0	0	0	0	0	0	0	0	0	0	(6)
9010	Customer accounts-Operation supervision	05010	Office Supplies	-	-	-	-	224	-	-	-	-	0	0	0	224
9010	Customer accounts-Operation supervision	05411	Meals and Entertainment	-	-	9	-	-	-	12	-	-	0	0	0	120
9010	Customer accounts-Operation supervision	06111	Contract Labor	0	0	974	-	-	-	-	-	-	0	0	0	974
9020	Customer accounts-Meter reading expenses	01000	Non-project Labor	3,644	3,644	3,644	3,644	3,644	5,488	3,844	3,844	10,143	10,230	14,757	10,316	76,417
9020	Customer accounts-Meter reading expenses	01008	Expense Labor Accrual	364	182	364	192	547	(1,540)	384	547	3,250	1,578	(4,190)	635	2,184
9020	Customer accounts-Meter reading expenses	05010	Office Supplies	0	0	0	0	0	0	0	0	110	0	0	0	110
9020	Customer accounts-Meter reading expenses	05411	Meals and Entertainment	0	0	0	0	0	0	0	0	28	0	0	0	28
9020	Customer accounts-Meter reading expenses	05413	Transportation	260	-	-	-	-	-	-	-	-	0	0	0	260
9030	Customer accounts-Customer records and collections expenses	01000	Non-project Labor	1,005,610	951,544	930,917	866,813	849,025	1,292,419	855,648	849,979	850,888	875,615	1,299,527	896,692	11,526,298
9030	Customer accounts-Customer records and collections expenses	01008	Expense Labor Accrual	111,136	28,549	84,361	11,789	117,570	(378,748)	83,807	125,512	3,917	140,243	(352,545)	52,463	28,134
9030	Customer accounts-Customer records and collections expenses	04040	Community Rel&Trade Shows	0	175	-	-	-	-	-	-	-	0	0	0	175
9030	Customer accounts-Customer records and collections expenses	04130	Bank Service Charge	52,029	6,322	6,592	58,303	6,203	6,818	55,292	6,805	-	57,281	7,104	-	261,326
9030	Customer accounts-Customer records and collections expenses	04590	Utilities	10,027	896	8,253	8,066	9,239	9,152	10,051	11,471	10,987	11,299	9,171	8,110	106,753
9030	Customer accounts-Customer records and collections expenses	05010	Office Supplies	0	0	0	0	0	22	-	-	-	0	0	0	22
9030	Customer accounts-Customer records and collections expenses	05377	Cell phone equipment and accessories	0	35	-	-	-	-	-	-	-	0	0	0	35
9030	Customer accounts-Customer records and collections expenses	05411	Meals and Entertainment	100	163	249	61	42	-	267	14	82	0	0	14	892
9030	Customer accounts-Customer records and collections expenses	05413	Transportation	-	621	310	2,873	371	383	31	317	-	150	-	-	5,655
9030	Customer accounts-Customer records and collections expenses	05414	Lodging	-	1,269	-	5,785	316	168	105	94	-	0	0	0	7,737
9030	Customer accounts-Customer records and collections expenses	05411	Contract Labor	0	0	0	0	0	0	469	-	-	0	0	0	469
9030	Customer accounts-Customer records and collections expenses	06121	Legal	0	0	0	0	0	1,000	-	-	-	0	0	0	1,000
9070	Customer service-Supervision	05411	Meals and Entertainment	0	0	0	0	1,054	-	-	-	-	0	0	0	1,054
9070	Customer service-Supervision	07499	Misc Employee Welfare Exp	0	0	0	0	548	-	-	-	-	0	0	0	548
9100	Customer service-Miscellaneous customer service	04212	IT Equipment	0	166	-	-	-	-	-	-	-	-	-	-	166
9100	Customer service-Miscellaneous customer service	04590	Utilities	0	0	0	0	0	0	0	86	0	0	0	0	86
9120	Sales-Demonstrating and selling expenses	04021	Promo Other Misc	0	0	0	0	0	0	0	0	400	0	0	0	400
9120	Sales-Demonstrating and selling expenses	04046	Customer Relations & Assist	287	-	-	-	-	-	-	-	-	0	652	-	939
9120	Sales-Demonstrating and selling expenses	04141	Web Site	0	0	0	0	0	0	0	0	0	0	0	0	3,767
9120	Sales-Demonstrating and selling expenses	05010	Office Supplies	0	0	0	0	0	0	118	806	67	-	-	-	991
9130	Sales-Advertising expenses	04046	Customer Relations & Assist	0	0	0	0	0	0	0	0	627	0	0	0	627
9200	A&G-Administrative & general salaries	01000	Non-project Labor	3,483,599	3,282,894	3,311,225	3,159,082	2,998,939	4,606,807	3,228,524	3,114,353	3,104,659	3,173,481	4,801,850	3,296,407	41,539,920
9200	A&G-Administrative & general salaries	0100														

Almos Energy Corp.
Shared Services Direct Charges Allocated to Div 091
For Twelve months Ended Dec 2012

Account	Account Description	Subaccount	Subaccount Description	Jan-12	Feb-12	Mar-12	Apr-12	May-12	Jun-12	Jul-12	Aug-12	Sep-12	Oct-12	Nov-12	Dec-12	Total
9200	A&G-Administrative & general salaries	01011	Capital Labor Transfer In	142,460	333,301	257,866	323,573	427,739	732,863	423,454	541,828	492,946	595,158	533,519	418,938	5,331,548
9200	A&G-Administrative & general salaries	01012	Capital Labor Transfer Out	(163,513)	(850,051)	(276,803)	(346,075)	(442,815)	(753,545)	(431,213)	(546,814)	(498,910)	(595,034)	(833,841)	(419,138)	(5,446,680)
9200	A&G-Administrative & general salaries	01013	Expense Labor Transfer In	-	853	1,949	2,024	598	7,301	10,508	(23,232)	70,469	25,323	41,615	31,626	169,093
9200	A&G-Administrative & general salaries	01014	Expense Labor Transfer Out	-	(853)	(1,949)	(2,024)	(598)	(7,301)	(10,508)	(21,013)	(26,224)	(25,323)	(41,615)	(31,626)	(169,093)
9200	A&G-Administrative & general salaries	04201	Software Maintenance	0	0	0	14,614	0	0	0	-	-	0	0	0	14,614
9200	A&G-Administrative & general salaries	04853	A&G Overhead Clearing	(3,692,504)	(4,039,754)	(3,856,458)	(3,123,530)	(3,379,181)	(6,566,597)	(3,169,604)	(3,365,297)	(3,426,064)	(4,624,131)	(3,869,732)	(4,112,738)	(47,368,680)
9200	A&G-Administrative & general salaries	05421	Training	0	0	0	0	0	0	14,836	-	-	0	0	0	14,836
9200	A&G-Administrative & general salaries	05427	Technical (Job Skills) Training	0	0	0	0	11,000	0	-	-	-	0	0	0	11,000
9200	A&G-Administrative & general salaries	05111	Contract Labor	9,117	11,801	5,840	36,375	30,792	4,280	24,289	9,769	152,822	0	2,040	18,116	307,229
9210	A&G-Office supplies & expense	01008	O&M Project Labor and Contra	0	0	(1,853)	-	-	-	-	-	-	-	-	-	(1,853)
9210	A&G-Office supplies & expense	01200	Other Benefits Load	0	0	0	0	0	0	0	1,022	0	0	0	0	1,022
9210	A&G-Office supplies & expense	02001	Inventory Materials	(54)	9,308	2,013	1,145	27	2,189	644	1,365	1,851	758	729	7,231	27,406
9210	A&G-Office supplies & expense	02005	Non-Inventory Supplies	6,772	6,038	4,316	4,703	654	3,634	2,140	2,231	827	2,731	933	3,044	38,105
9210	A&G-Office supplies & expense	02006	Purchasing Card Charges	224	70	374	137	-	(1,331)	-	-	-	66	-	221	(219)
9210	A&G-Office supplies & expense	03004	Vehicle Expense	282	504	500	411	619	429	480	386	848	743	615	406	6,232
9210	A&G-Office supplies & expense	04001	Safety, Newspaper	0	0	0	0	0	0	0	0	0	0	0	485	485
9210	A&G-Office supplies & expense	04018	Safety	-	-	-	-	-	-	-	-	133	0	0	0	133
9210	A&G-Office supplies & expense	04021	Promo Other, Misc	6	2,218	515	93	2,722	7,100	1,523	299	16,772	1,281	1,080	50	33,601
9210	A&G-Office supplies & expense	04040	Community Rel&Trade Shows	1,482	1,558	5,502	601	1,419	1,467	4,916	2,892	500	82	-	(2,145)	21,259
9210	A&G-Office supplies & expense	04044	Advertising	19,310	6,809	3,776	2,072	1,535	1,151	1,983	16,585	774	-	4,384	-	53,494
9210	A&G-Office supplies & expense	04048	Customer Relations & Assst	3,673	337	21,762	3,266	44,849	49,204	33,283	26,134	72,286	14,337	25,347	26,954	323,231
9210	A&G-Office supplies & expense	04055	Offsite Storage	14,684	4,331	4,764	3,517	3,888	4,287	1,357	3,671	26	3,802	7,540	-	51,657
9210	A&G-Office supplies & expense	04070	Insurance	-	-	-	-	-	-	142	-	71	0	0	0	213
9210	A&G-Office supplies & expense	04112	Board Meeting Expenses	0	0	0	669	-	3,547	-	-	2,353	0	0	957	7,955
9210	A&G-Office supplies & expense	04120	NewsWire/Blast Fax/Mail List	0	0	0	0	0	0	0	363	-	-	0	0	363
9210	A&G-Office supplies & expense	04122	Annual Report Design, Printing & Dist.	252,222	-	-	-	-	-	-	-	-	-	65,521	29	50,994
9210	A&G-Office supplies & expense	04130	Bank Service Charge	541	541	541	641	1,083	541	-	541	541	541	541	541	6,585
9210	A&G-Office supplies & expense	04140	Analyst Activities	0	0	0	0	1,242	0	-	-	-	12	-	1,254	
9210	A&G-Office supplies & expense	04141	Visa Strip	520	440	1,590	320	280	-	357	7,867	40,099	5,976	-	40	57,457
9210	A&G-Office supplies & expense	04148	Public Relations	7,107	-	97	15	7,845	-	1,301	4,180	1,086	250	6,005	10	27,926
9210	A&G-Office supplies & expense	04201	Software Maintenance	169,584	103,415	108,671	88,385	417,602	244,214	245,062	294,182	284,025	271,683	295,906	694,522	3,455,482
9210	A&G-Office supplies & expense	04212	IT Equipment	575	1,398	1,051	943	56,793	15,130	13,773	15,336	29,499	8,533	6,978	17,388	159,597
9210	A&G-Office supplies & expense	04301	Equipment Lease	248	143	143	226	143	143	143	143	143	0	283	150	1,923
9210	A&G-Office supplies & expense	04302	Heavy Equipment	1,526	(1,526)	8,552	-	1,132	-	1,430	-	2,906	1,718	200	18,249	
9210	A&G-Office supplies & expense	04551	Building Lease/Rents	0	0	0	0	0	0	0	0	0	0	2,110	4,219	
9210	A&G-Office supplies & expense	04562	Building Maintenance	46,564	44,320	46,406	57,281	43,940	45,508	40,445	41,237	51,370	67,692	44,238	52,347	581,247
9210	A&G-Office supplies & expense	04590	Utilities	9,758	11,118	10,641	9,453	13,075	13,081	15,505	22,742	12,234	16,368	12,420	12,991	159,407
9210	A&G-Office supplies & expense	04592	Misc Rents	0	0	0	0	0	73	-	-	-	0	0	0	73
9210	A&G-Office supplies & expense	04598	Land Rights	0	0	0	0	0	0	268	-	-	0	0	0	268
9210	A&G-Office supplies & expense	05110	Office Supplies	24,200	82,986	50,536	36,382	55,897	60,330	42,239	48,195	68,262	37,854	40,849	35,299	583,220
9210	A&G-Office supplies & expense	05111	Postage/Delivery Services	20,802	20,573	14,526	14,325	21,935	21,824	16,499	19,562	19,487	16,301	16,901	13,980	221,461
9210	A&G-Office supplies & expense	05310	Monthly Lines and service	64,761	(28,972)	46,539	34,969	59,542	37,178	42,590	36,417	37,551	26,709	23,374	32,368	408,047
9210	A&G-Office supplies & expense	05312	Long Distance	4,222	4,489	4,522	4,426	4,224	4,599	4,444	4,627	4,430	4,330	(32,344)	4,571	16,515
9210	A&G-Office supplies & expense	05314	Toll Free Long Distance	9,393	7,649	7,195	8,507	7,160	8,473	8,929	7,970	9,660	7,834	8,359	8,883	100,612
9210	A&G-Office supplies & expense	05316	Telecom Maintenance & Repair	47,596	15,701	55,814	3,714	49,179	44,846	26,577	25,881	26,217	31,331	20,808	23,451	370,898
9210	A&G-Office supplies & expense	05331	WAN/LAN/Internet Service	81,253	28,982	69,878	60,053	81,302	73,836	69,602	69,274	64,652	78,192	59,149	70,915	807,290
9210	A&G-Office supplies & expense	05354	Cellular, radio, pager charges	30,093	1,191	82,260	2,027	69,285	30,377	31,301	31,976	30,420	32,041	32,162	1,546	351,700
			Cell services for MD's, PC's, SCADA and other data related uses (excluding Blackberries), radio and pager charges	3,234	361	6,751	361	8,207	3,835	3,442	3,552	3,435	3,657	3,569	472	40,574
9210	A&G-Office supplies & expense	05377	Cell phone equipment and accessories	3,509	400	3,731	92	3,485	4,274	7,040	4,250	26,600	11,004	9,724	389	73,852
9210	A&G-Office supplies & expense	05380	Audio Conference	1,151	1,151	800	999	1,003	1,011	1,008	978	2,679	2,568	302	-	13,755
9210	A&G-Office supplies & expense	05411	Meals and Entertainment	23,857	41,433	39,512	44,733	56,423	26,677	25,984	56,077	63,331	28,034	41,257	41,472	491,571
9210	A&G-Office supplies & expense	05412	Spousal & Dependent Travel	439	35	1,390	1,259	535	1,476	783	3,584	718	1,654	4,826	22,201	34,501
9210	A&G-Office supplies & expense	05413	Transportation	37,801	48,180	62,339	62,367	76,271	33,228	43,500	52,843	102,702	27,843	47,637	58,043	650,854
9210	A&G-Office supplies & expense	05414	Leasing	19,048	22,161	37,364	38,469	54,757	27,838	30,142	35,813	59,304	18,201	27,003	28,355	408,458
9210	A&G-Office supplies & expense	05415	Membership Fees	31,291	9,281	7,675	26,024	7,081	7,201	28,111	5,670	10,535	36,337	4,428	7,670	177,596
9210	A&G-Office supplies & expense	05417	Club Dues - Deductible	1,530	240	875	-	-	-	240	240	150	0	0	0	3,685
9210	A&G-Office supplies & expense	05418	Settlement	0	0	0	0	1,264	0	258	0	0	0	0	0	1,522
9210	A&G-Office supplies & expense	05419	Misc Employee Expense	9,565	15,414	17,164	2,506	22,589	11,390	5,987	5,536	4,774	53,954	7,884	9,980	167,344
9210	A&G-Office supplies & expense	05420	Employee Development	16,251	1,307	118,535	7,407	25,211	3,262	15,283	6,765	51,070	14,216	15,312	2,680	280,279
9210	A&G-Office supplies & expense	05421	Training	26,957	17,884	10,793	10,124	13,400	2,108	9,740	18,771	25,398	5,084	10,395	18,064	166,657
9210	A&G-Office supplies & expense	05424	Books & Manuals	10,411	105,641	57,827	14,624	16,538	170,028	21,180	6,886	81,675	20,508	12,229	9,572	530,182
9210	A&G-Office supplies & expense	05425	Regulatory Compliance Training	-	-	675	350	-	-	-	-	-	0	0	0	1,025
9210	A&G-Office supplies & expense	05426	Safety Training	-	336	94	110	303	13,787	308	32	724	0	368	1,770	17,831
9210	A&G-Office supplies & expense	05427	Technical (Job Skills) Training	3,145	-	2,446	1,420	2,494	5,290	3,535	12,604	14,934	0	6,745	3,285	55,897
9210	A&G-Office supplies & expense	05428	Computer Skills & Systems Training	-	-	309	5,322	-	812	-	28,957	-	487	0	0	35,893
9210	A&G-Office supplies & expense	05429	Work													

Atmos Energy Corp.
Shared Services Direct Charges Allocated to Div 091
For Twelve months Ended Dec 2012

Account	Account Description	Subaccount	Subaccount Description	Jan-12	Feb-12	Mar-12	Apr-12	May-12	Jun-12	Jul-12	Aug-12	Sep-12	Oct-12	Nov-12	Dec-12	Total
9230	A&G-Outside services employed	04044	Advertising	511	-	-	-	-	-	-	-	-	0	0	0	511
9230	A&G-Outside services employed	04201	Software Maintenance	5,222	-	3,090	-	-	-	-	-	-	0	0	0	8,312
9230	A&G-Outside services employed	05111	Postage/Delivery Services	0	0	0	0	0	0	0	0	51	0	0	0	51
9230	A&G-Outside services employed	05411	Meals and Entertainment	707	578	-	606	379	148	79	161	213	0	402	191	3,462
9230	A&G-Outside services employed	05413	Transportation	6,656	4,344	-	4,077	2,558	-	2,073	-	908	0	3,231	1,272	25,124
9230	A&G-Outside services employed	05414	Lodging	3,952	2,523	-	2,474	1,233	-	1,121	-	415	0	2,354	752	14,854
9230	A&G-Outside services employed	05424	Books & Manuals	0	0	0	0	12,755	1,052	-	-	-	0	0	0	13,807
9230	A&G-Outside services employed	05426	Safety Training	0	0	0	0	4,712	-	2,000	2,772	11,468	759	-	-	21,709
9230	A&G-Outside services employed	05111	Contract Labor	552,594	579,441	650,840	631,260	701,128	737,037	577,527	573,937	853,047	604,181	717,739	454,521	7,893,272
9230	A&G-Outside services employed	05121	Legal	171,703	65,073	15,315	6,383	-	-	1,111	7,315	-	8,265	1,275	-	2,304
9240	A&G-Property insurance	04059	Blueflame Property Insurance	28,238	28,238	28,238	28,238	28,238	28,238	28,238	28,244	28,944	28,944	28,944	28,944	342,366
9240	A&G-Property insurance	04070	Insurance	7,336	7,336	7,336	7,288	7,288	7,288	4,294	4,298	4,298	4,298	4,298	4,298	69,655
9250	A&G-Injuries & damages	01201	Other Benefits Variance	(1,223)	(6,376)	(233)	(485)	(1,803)	(1,169)	(1,515)	(1,705)	101,685	0	0	0	87,146
9250	A&G-Injuries & damages	01203	Workers Comp Benefits Variance	0	0	0	0	0	0	0	0	0	4,228	6,254	3,385	13,874
9250	A&G-Injuries & damages	01221	Workers Comp Insurance	10,324	8,999	9,631	6,557	8,008	8,694	9,399	9,412	8,447	8,757	8,386	6,299	107,999
9250	A&G-Injuries & damages	01290	Other Benefits Load Projects	-	2	4	4	1	15	21	(46)	150	0	0	0	150
9250	A&G-Injuries & damages	01293	Workers Comp Benefits Load Projects	0	0	0	0	0	0	0	0	0	51	83	68	212
9250	A&G-Injuries & damages	04070	Insurance	28,960	28,660	28,960	28,960	28,960	28,960	28,961	28,961	28,961	(21,298)	4,104	-	272,410
9250	A&G-Injuries & damages	05413	Sealment	0	0	0	0	0	0	1,665	-	-	0	0	0	1,665
9250	A&G-Injuries & damages	07115	Insurance - Reserve	0	0	(1,000,000)	0	0	0	0	0	3,000,000	0	0	0	2,000,000
9250	A&G-Injuries & damages	07119	Insurance - D&C	1,060,060	1,060,060	1,060,060	1,060,060	1,060,356	1,060,356	1,057,651	1,057,651	1,050,936	1,065,227	(789,487)	1,32,370	9,935,680
9250	A&G-Injuries & damages	07121	Insurance - Public Liability	0	0	0	0	0	0	0	0	0	0	2,019,651	1,061,175	3,079,826
9260	A&G-Employee pensions and benefits	01200	Other Benefits Load	1,140,812	994,345	1,064,265	945,572	995,114	960,647	1,037,432	1,040,033	944,977	0	0	0	9,123,199
9260	A&G-Employee pensions and benefits	01201	Other Benefits Variance	(134,370)	(3,373)	226,515	(10,179)	22,995	134,939	90,937	(91,139)	(91,242)	0	0	0	193,222
9260	A&G-Employee pensions and benefits	01202	Pension Benefits Load	301,992	332,946	356,300	316,617	333,206	321,664	347,375	348,246	312,528	510,759	489,198	484,092	4,536,028
9260	A&G-Employee pensions and benefits	01203	FAS106 Benefits Load	283,913	247,481	264,883	235,323	247,563	239,075	258,124	259,632	232,284	340,533	326,132	322,726	3,259,981
9260	A&G-Employee pensions and benefits	01208	Pension Benefits Variance	72,501	93,678	(16,271)	116,161	90,173	89,424	77,025	34,598	141,598	(26,576)	19,170	20,099	713,937
9260	A&G-Employee pensions and benefits	01207	FAS106 Benefits Variance	22,434	73,609	(55,716)	75,891	57,117	56,539	45,563	(7,699)	118,713	(9,711)	34,086	15,636	418,269
9260	A&G-Employee pensions and benefits	01225	Other BEM for Reg Asset	0	(718,134)	(359,037)	(359,037)	(359,037)	(359,037)	(359,037)	(359,037)	2,872,536	0	0	0	(0)
9260	A&G-Employee pensions and benefits	01227	FAS106 O&M for Reg Asset	0	(234,526)	(117,283)	(117,283)	(117,283)	(117,283)	(117,283)	(117,283)	938,103	0	0	0	(0)
9260	A&G-Employee pensions and benefits	01228	SERP O&M for Reg Asset	0	0	0	0	0	0	0	(13,918)	(13,918)	27,835	0	0	-
9260	A&G-Employee pensions and benefits	01251	Medical Benefits Load	0	0	0	0	0	0	0	0	0	836,738	801,352	792,989	2,431,079
9260	A&G-Employee pensions and benefits	01252	Medical Benefits Variance	0	0	0	0	0	0	0	0	0	(22,400)	(287,521)	(163,465)	(503,416)
9260	A&G-Employee pensions and benefits	01253	Medical Benefits Load Projects	0	0	0	0	0	0	0	0	0	4,469	7,170	5,492	17,131
9260	A&G-Employee pensions and benefits	01257	Empr ESOP Benefits Load	0	0	0	0	0	0	0	0	0	150,807	144,430	142,622	438,160
9260	A&G-Employee pensions and benefits	01258	Empr ESOP Benefits Variance	0	0	0	0	0	0	0	0	0	24,397	29,284	19,658	73,539
9260	A&G-Employee pensions and benefits	01259	Empr ESOP Benefits Load Projects	0	0	0	0	0	0	0	0	0	868	1,415	963	3,267
9260	A&G-Employee pensions and benefits	01260	Emp HSA Benefits Load	0	0	0	0	0	0	0	0	0	973	932	922	2,827
9260	A&G-Employee pensions and benefits	01261	Emp HSA Benefits Variance	0	0	0	0	0	0	0	0	0	(961)	(952)	(379)	(2,852)
9260	A&G-Employee pensions and benefits	01262	Emp HSA Benefits Load Projects	0	0	0	0	0	0	0	0	0	8	6	8	20
9260	A&G-Employee pensions and benefits	01263	RSP FACC Benefits Load	0	0	0	0	0	0	0	0	0	14,594	13,977	13,931	42,493
9260	A&G-Employee pensions and benefits	01264	RSP FACC Benefits Variance	0	0	0	0	0	0	0	0	0	6,876	22,450	10,651	39,977
9260	A&G-Employee pensions and benefits	01265	RSP FACC Benefits Load Projects	0	0	0	0	0	0	0	0	0	94	154	117	366
9260	A&G-Employee pensions and benefits	01266	Basic Life Benefits Load	0	0	0	0	0	0	0	0	0	24,324	23,295	23,052	70,671
9260	A&G-Employee pensions and benefits	01267	Basic Life Benefits Variance	0	0	0	0	0	0	0	0	0	583	2,843	2,577	6,003
9260	A&G-Employee pensions and benefits	01268	Basic Life Benefits Load Projects	0	0	0	0	0	0	0	0	0	137	221	169	527
9260	A&G-Employee pensions and benefits	01269	LTD Benefits Load	0	0	0	0	0	0	0	0	0	38,818	37,272	38,893	113,073
9260	A&G-Employee pensions and benefits	01270	LTD Benefits Variance	0	0	0	0	0	0	0	0	0	(901)	2,737	2,234	4,070
9260	A&G-Employee pensions and benefits	01271	LTD Benefits Load Projects	0	0	0	0	0	0	0	0	0	220	354	271	845
9260	A&G-Employee pensions and benefits	01290	Other Benefits Load Projects	0	189	431	447	132	1,619	2,322	(5,134)	15,688	0	0	0	15,688
9260	A&G-Employee pensions and benefits	01291	Pension Benefits Load Projects	0	63	144	150	44	540	778	(1,719)	5,259	2,726	4,349	3,397	15,670
9260	A&G-Employee pensions and benefits	01292	FAS106 Benefits Load Projects	0	47	107	111	33	402	578	(1,278)	3,938	1,987	2,901	2,254	10,979
9260	A&G-Employee pensions and benefits	04125	Proxy Solicitation Exp	0	0	27	-	-	-	-	-	-	0	0	0	27
9260	A&G-Employee pensions and benefits	05411	Meals and Entertainment	0	0	0	0	0	0	0	95	-	0	0	0	95
9260	A&G-Employee pensions and benefits	07421	Service Awards	24,256	8,466	5,137	5,370	2,213	8,033	16,579	7,269	6,330	4,727	28,794	4,576	122,969
9260	A&G-Employee pensions and benefits	07447	Education Assistance Program	39,393	14,123	12,753	10,825	55,963	24,362	13,713	30,210	28,707	9,042	8,245	49,726	306,071
9260	A&G-Employee pensions and benefits	07452	Variable Pay & Mgmt Incentive Plans	1,646,000	890,720	174,000	20,138	450	-	-	-	2,594,872	797,000	1,283,747	1,546,000	9,953,038
9260	A&G-Employee pensions and benefits	07453	Exec Compensation-Other	27	27	-	92	27	27	48	27	48	27	48	27	404
9260	A&G-Employee pensions and benefits	07458	Restricted Stock - Long Term Incentive Plan - Performance Based	189,097	175,437	188,233	181,516	502,135	327,309	282,418	277,147	592,574	101,145	210,257	221,878	3,249,148
9260	A&G-Employee pensions and benefits	07460	RSU-Long Term Incentive Plan - Time Lapse	280,338	244,311	251,160	252,176	424,210	4,741,852	86,550	105,778	102,730	105,775	102,363	134,937	6,622,591
9260	A&G-Employee pensions and benefits	07463	RSU-Management Incentive Plan	81,709	87,324	82,656	79,858	82,508	1,144,792	18,575	25,719	24,890	25,718	374,664	24,083	2,402,460
9260	A&G-Employee pensions and benefits	07486	Rabbi Trust Gain/Loss	(604,685)	222,289	(527,726)	(55,784)	(33,728)	(36,751)	(48,522)	(39,572)	(24,074)	127	(35,903)	(38,176)	(760,879)
9260	A&G-Employee pensions and benefits	07497	COLI Loss & Premiums	(63,040)	(63,040)	(380,878)	(37,156)	(242,440)	(36,249)	(33,351)	(21,297)	(21,297)	(21,297)	(21,297)	(582,643)	(2,389,543)
9260	A&G-Employee pensions and benefits	07488	COLI Loan Interest	121,881	121,881	121,881	113,576	118,915	113,870	113,870	113,870	113,870	109,675	63,779	109,675	1,336,746
9260	A&G-Employee pensions and benefits	07499	NQ Retirement Cost	633,655	632,155	632,155	632,155	632,155	632,155	632,155	632,155	632,155	745,546	745,546	745,546	7,827,526
9260	A&G-Employee pensions and benefits	07499	Misc Employee Welfare Exp	(776)	4,140	12,158	2,534	380	2,591	683	6,060	8,278	4,016	80	-	40,181
9260	A&G-Employee pensions and benefits	07590	Misc General Expense	0	0	936	-	-	-	-	-	-	0	0	0	936
9301	A&G-General advertising expense	04592	Building Maintenance	198	-	-	-	-	-	39	(3)	-	0	0	0	234
9302	Miscellaneous general expenses	02005	Inventory Supplies	0	0	0	0	0	0	245	0	0	0	0	0	245
9302	Miscellaneous general expenses	04111	Director's Fees	197,168	(7,500)	-	189,639	12,800	20,000	182,171	859	-	211,561	2,413	-	809,945
9302	Miscellaneous general expenses	04112	Board Meeting Expenses	386	23,422	5,704	23,312	1,603	11,477	135	14,917	2,310	8,673	3,425	7,959	103,502
9302	Miscellaneous general expenses	04113	Directors Retirement Expenses	-	-	941,069	-	-	111,258	-	-	117,837	0	0	106,354	1,276,528
9302	Miscellaneous general expenses	04120	NewsWire/Blast Fax/Email List	232	1,774	-	448	2,510	-	538	3,075	-	232	2,793	-	11,604
9302	Miscellaneous general expenses	04121	Inv Relations/Btng Inst	10,719	-	-	63,493	4,897	-	-	-	4,830	270	-	-	84,193
9302	Miscellaneous general expenses	04125	Proxy Solicitation Exp	163,353	6,240	17,415	810	20,810	810	810	610	810	60,767	9,072	29,410	311,137
9302	Miscellaneous general expenses	04128	Transfer Agent Administration	7,170	20,832	5,060	15,232	4,438	4,886	17,298						

Atmos Energy Corp.
Shared Services Direct Charges Allocated to Div 091
For Twelve months Ended Dec 2012

Account	Account Description	Subaccount	Subaccount Description	Jan-12	Feb-12	Mar-12	Apr-12	May-12	Jun-12	Jul-12	Aug-12	Sep-12	Oct-12	Nov-12	Dec-12	Total
9302	Miscellaneous general expenses	04141	Web Site	877	877	877	877	877	877	877	877	877	877	877	877	8,119
9302	Miscellaneous general expenses	04145	Printing/Sides/Graphics	-	-	6,841	-	842	6,895	3,003	6,815	-	965	1,618	41,119	70,181
9302	Miscellaneous general expenses	04201	Software Maintenance	0	0	0	0	0	28,898	475	11,205	9,077	9,858	223	2,923	62,278
9302	Miscellaneous general expenses	04302	Heavy Equipment	0	0	0	0	0	0	2,273	-	-	0	0	0	2,273
9302	Miscellaneous general expenses	06010	Office Supplies	-	-	-	-	258	-	-	-	58	0	0	0	315
9302	Miscellaneous general expenses	05111	Postage/Delivery Services	-	-	-	-	-	-	27	-	-	102	-	-	128
9302	Miscellaneous general expenses	03212	Long Distance	0	0	0	0	0	0	0	0	13	0	0	0	13
9302	Miscellaneous general expenses	05411	Meals and Entertainment	285	21,639	2,160	3,112	2,160	2,930	-	3,469	493	233	7,485	404	44,805
9302	Miscellaneous general expenses	05412	Spousal & Dependent Travel	-	-	-	380	-	-	665	671	-	-	-	-	4,724
9302	Miscellaneous general expenses	05413	Transportation	1,074	2,241	613	1,539	1,793	1,048	3,265	1,851	4,432	1,633	1,912	2,952	28,462
9302	Miscellaneous general expenses	05414	Lodging	285	1,077	170	862	1,289	232	2,069	1,631	340	1,060	1,641	-	10,930
9302	Miscellaneous general expenses	05415	Membership Fees	170	720	1,270	380	1,215	848	8,235	130	309	480	26	625	12,525
9302	Miscellaneous general expenses	05417	Club Dues - Deductible	-	-	-	-	505	255	-	-	-	-	0	0	760
9302	Miscellaneous general expenses	05419	Misc Employee Expense	11	21	11	22	5	11	25	25	-	-	0	0	130
9302	Miscellaneous general expenses	05420	Employee Development	24	10	-	1,155	165	352	1,531	(253)	-	949	595	-	4,587
9302	Miscellaneous general expenses	05421	Training	-	-	500	-	-	-	-	-	-	-	0	0	500
9302	Miscellaneous general expenses	05424	Books & Manuals	2,570	-	221	7,871	-	-	-	-	323	0	1,000	1,510	13,486
9302	Miscellaneous general expenses	06111	Contract Labor	14,844	29,103	7,465	11,373	7,870	10,004	9,815	25,322	13,534	13,740	14,159	34,009	191,034
9302	Miscellaneous general expenses	05121	Legal	169	-	-	-	118	-	-	-	1,166	0	(10)	-	1,442
9302	Miscellaneous general expenses	07447	Education Assistance Program	0	0	0	0	0	0	0	239	0	0	0	0	239
9302	Miscellaneous general expenses	07510	Association Dues	(22,125)	2,875	2,875	2,875	2,875	2,875	2,875	2,875	2,875	2,875	2,875	2,875	9,500
9310	A&G-Rents	02005	Non-Inventory Supplies	137	183	131	-	478	104	126	39	422	179	-	132	1,853
9310	A&G-Rents	04587	Building Lease/Rents	474,440	455,858	460,941	460,665	459,992	454,853	451,718	432,913	452,485	485,088	463,710	464,429	5,527,973
9310	A&G-Rents	04582	Building Maintenance	35,109	37,525	29,138	28,741	31,818	28,968	35,809	43,071	38,030	63,000	28,219	33,800	431,409
9310	A&G-Rents	04580	Utilities	28,125	23,522	26,737	20,228	31,124	23,333	23,029	26,524	4,742	20,729	22,210	21,334	281,635
9310	A&G-Rents	05010	Office Supplies	0	0	81	-	-	-	30	-	38	0	0	173	322
9310	A&G-Rents	05411	Meals and Entertainment	0	864	320	203	194	239	194	220	220	186	181	-	2,923
9310	A&G-Rents	05413	Transportation	-	150	-	-	160	-	100	-	100	0	0	0	600
9310	A&G-Rents	06111	Contract Labor	2,125	2,382	2,314	2,264	2,399	2,111	3,519	5,436	3,047	2,558	2,388	6,730	38,593
9310	A&G-Rents	07489	Misc Employee Welfare Exp	563	1,760	1,160	888	(24)	815	383	2,889	(574)	787	896	607	10,020
9320	A&G-Maintenance of general plant	04095	Offsite Storage	23,289	23,148	25,948	18,538	15,593	17,113	18,591	17,119	17,876	17,041	18,747	18,214	231,351
9320	A&G-Maintenance of general plant	04201	Software Maintenance	650,465	621,803	650,886	732,161	27,634	772,254	701,344	709,886	720,507	1,062,578	550,837	585,527	8,416,344
9320	A&G-Maintenance of general plant	05010	IT Equipment	105,710	68,819	62,841	81,424	(9,675)	30,509	33,050	21,195	57,138	27,364	90,866	40,496	549,692
9320	A&G-Maintenance of general plant	05415	Membership Fees	0	0	0	0	0	0	0	0	0	0	0	0	645
9320	A&G-Maintenance of general plant	05111	Contract Labor	6,533	7,712	6,012	11,568	13,025	5,943	8,903	-	-	0	0	0	295
				10,391,872	8,153,819	7,701,614	8,223,900	8,244,924	10,561,836	8,346,943	7,434,594	16,589,931	9,364,308	9,569,766	10,704,975	117,330,581
	Shared Services Costs Allocated to Div091 Based on Customer Count Allocation Factor			633,224	536,973	547,193	484,309	451,023	487,557	499,797	481,755	507,815	509,972	505,978	621,614	6,279,520
	Shared Services Costs Allocated to Div091 Based on Composite Allocation Factor			1,166,054	842,279	952,006	847,779	850,878	1,223,947	901,392	930,436	1,100,565	922,207	859,046	904,236	11,007,749
				1,799,278	1,381,252	1,509,201	1,332,089	1,331,701	1,681,514	1,391,169	1,172,211	1,609,580	1,332,176	1,362,026	1,525,150	17,287,369
	Shared Services Costs Allocated to Div091 then Allocated to KY based on Customer Count Allocation Factor			238,488	201,469	204,603	181,175	180,046	176,941	183,228	184,044	190,985	191,394	189,782	252,966	2,361,196
	Shared Services Costs Allocated to Div091 then Allocated to KY based on Composite Allocation Factor			352,393	283,122	286,333	234,950	235,844	410,933	299,530	235,383	411,795	309,030	332,119	351,118	3,675,493
				628,341	484,591	490,936	416,125	415,890	587,874	472,758	422,427	602,780	520,421	521,903	604,084	6,036,689

Case No. 2013-00148
Atmos Energy Corporation, Kentucky Division
Staff RFI Set No. 1
Question No. 1-56
Page 1 of 1

REQUEST:

Provide the following information for calendar year 2012 concerning all affiliate-related activities not identified in response to Item 55:

- a. Provide the names of affiliates that provided some form of service to Atmos and the type of service Atmos received from each affiliate.
- b. Provide the names of affiliates to whom Atmos provided some form of service and the type of service Atmos provided to each affiliate.
- c. Identify the service agreement with each affiliate, state whether the service agreement has been previously filed with the Commission, and identify the proceeding in which it was filed. Provide each service agreement that has not been previously filed with the Commission.

RESPONSE:

Atmos Energy receives property insurance coverage from Blueflame Insurance Services. Blueflame Insurance Services, LTD is a wholly-owned subsidiary of Atmos Energy Corporation that was created to provide cost-effective property insurance coverage for Atmos Energy and its subsidiaries. It was chartered in Bermuda effective December 16, 2003, and became operational as of January 1, 2004. It is incorporated under Bermuda's insurance law and regulations and is fully capitalized under the requirements of applicable Bermuda law.

Please see Attachment 1 for the service agreement between Atmos Energy and Blueflame.

ATTACHMENT:

ATTACHMENT 1 - Atmos Energy Corporation, Staff_1-56_Att1 - Blueflame Insurance Services Agreement.pdf, 4 Pages.

Respondent: Jason Schneider

INSURANCE SERVICES AGREEMENT

This Insurance Services Agreement (this "Agreement") is entered into as of the 12th day of May, 2006, by and between Atmos Energy Corporation, a Texas and Virginia corporation ("Atmos" or "Company") and Blueflame Insurance Services, LTD ("Blueflame").

WHEREAS, the Company believes that it is in the interest of the Company to provide an arrangement whereby the Company may purchase property and casualty insurance coverage services from Blueflame on the terms and conditions set forth herein.

NOW, THEREFORE, in consideration of the mutual covenants contained herein and other valuable consideration, the receipt and sufficiency of which are hereby acknowledged, the parties hereto, intending to be legally bound, hereby agree as follows:

Article I Definitions and Interpretation

Section 1.1 Definitions. As used in this Agreement, the following terms shall have the respective meanings set forth below unless the context otherwise requires:

- (a) "Commission" means the Virginia State Corporation Commission.
- (b) "Party" means each, and "Parties" means all, of the entities who are parties to this Agreement.

Section 1.2 Purpose and Intent; Interpretation.

(a) The purposes and intent of this Agreement are to set forth procedures and policies to govern insurance service transactions between Blueflame and the Company. This Agreement should be construed so as to comply with all applicable law.

(b) The headings of Articles and Sections contained in this Agreement are for reference purposes only and shall not affect in any way the meaning or interpretation of this Agreement. References to Articles and Sections refer to articles and sections of this Agreement unless otherwise stated. Words such as "herein," "hereinafter," "hereof," "hereto," "hereby" and "hereunder" and words of like import, unless the context requires otherwise, refer to this Agreement.

ARTICLE II Use of Services

Section 2.1 Services. Upon the terms and subject to the conditions of this Agreement, Blueflame will provide the Company property and casualty insurance cov-

erage services. Such insurance may consist of direct coverage, coverage provided through reinsurance arrangements with third parties, or any combination thereof, consistent with the Company's coverage requirements including any changes made thereto by Company from time to time.

Section 2.2 *Exclusive Provider.* Atmos shall, during the term of this Agreement, use Blueflame as its sole provider of property insurance services and coverage obtained.

ARTICLE III Charges; Payments

Section 3.1 *Charges.* Charges for the use of services under Section 2.1 shall be determined in accordance with the provisions of Section 4.1.

Section 3.2 *Accounting.* Each Party shall maintain adequate books and records with respect to the transactions subject to this Agreement. Each Party shall be responsible for maintaining internal controls to ensure that the costs associated with transactions covered by this Agreement are properly and consistently allocated and billed in accordance with the terms and provisions of this Agreement.

Section 3.3 *Invoicing; Payment.* Invoicing and payment for services specified in Article II shall be as follows: for the use of services specified in Section 2.1, Blueflame shall invoice the Company on an annual basis for the charges therefore provided in Section 3.1, and such invoice shall be payable within sixty days of receipt or by making the appropriate accounting entries on the books of the Company.

ARTICLE IV Cost Apportionment Methodology

Section 4.1 *General Principles.* The following general principles shall be used in setting charges for services provided by Blueflame to Company. Services provided by Blueflame to the Company shall be charged by Blueflame to the Company at the lower of:

- (a) The market price for the insurance coverage services provided pursuant to this Agreement; or
- (b) an amount not to exceed the fully-distributed cost (determined as provided in Section 4.2) incurred in providing such services.

Section 4.2 *Fully-Distributed Costs.* Costs charged on a fully-distributed cost basis shall reflect the amounts of direct labor, direct materials and direct purchased services. These amounts shall be increased by a portion of indirect costs to reflect labor, administrative and general and other overhead amounts.

ARTICLE V
Limitations of Liability

Section 5.1 *No Partnership.* The Parties acknowledge and agree that this Agreement does not create a partnership or joint venture between Atmos and Blueflame.

Section 5.2 *No Third-Party Beneficiaries.* This Agreement is intended for the exclusive benefit of the Company and Blueflame hereto and is not intended and shall not be deemed or construed, to create any rights in, or responsibilities to, third parties.

ARTICLE VI
Term

Section 6.1 *Term.* This Agreement will be effective on the date it is approved by the Commission and shall continue for an initial term of one year and year-to-year thereafter, unless and until terminated as provided in Section 6.2.

Section 6.2 *Termination.* Either Party may terminate this Agreement by providing at least thirty days' prior written notice to the other Party of the effective date of such termination. Any such termination shall not affect the terminating Party's accrued rights and obligations under this Agreement arising prior to the effective date of termination. The Company shall notify the Commission of any termination.

ARTICLE VII
Miscellaneous

Section 7.1 *Entire Agreement; Amendments.* Upon its effectiveness as provided in Section 6.1, this Agreement shall constitute the sole and entire agreement among the Parties with respect to the subject matter hereof and shall supercede all previous agreements, proposals, oral or written, negotiations, representations, commitments and all other communications between the Parties. This Agreement shall not be amended except by a written instrument signed by an authorized representative of each Party hereto, subject to the approval of the Commission.

Section 7.2 *Access to Records.* During the term of this Agreement and for a period of seven years after its expiration or termination, the Company shall have reasonable access to and the right to examine all books, documents, papers, and records (collectively the "Records") which pertain to the services provided by Blueflame pursuant to this Agreement. Blueflame shall maintain all such Records for a period of seven years after the date of termination or expiration.

Section 7.3 Partial Invalidity. Wherever possible, each provision hereof shall be interpreted in such manner as to be effective and valid under applicable law, but in case any one or more of the provisions contained herein shall, for any reason, be held to be invalid, illegal or unenforceable in any respect, such provision shall be ineffective to the extent, but only to the extent, of such invalidity, illegality or unenforceability without invalidating the remainder of such invalid, illegal, or unenforceable provision or provisions or any other provisions hereof, unless such a construction would be unreasonable.


Section 7.4 Waiver. Failure by any Party to insist upon strict performance of any term or condition herein shall not be deemed a waiver of any rights or remedies that such Party may have against any other Party nor in any way affect the validity of this Agreement or any part hereof or the right of such Party thereafter to enforce each and every such provision. No waiver of any breach of this Agreement shall be held to constitute a waiver of any other or subsequent breach.

Section 7.5 Governing Law. This Agreement shall be governed by, construed and interpreted pursuant to the laws of the State of Virginia.

IN WITNESS WHEREOF, the parties have caused this Agreement to be duly executed as of the date first above mentioned.


Requestor:

ATMOS ENERGY CORPORATION

By:  *and*
Name: Laurie M. Sheverson
Title: VP & Treasurer

Provider:

BLUEFLAME INSURANCE SERVICES, LTD.

By:  *and*
Name: Ray Hester
Title: Vice President

Case No. 2013-00148
Atmos Energy Corporation, Kentucky Division
Staff RFI Set No. 1
Question No. 1-57
Page 1 of 1

REQUEST:

Describe Atmos's lobbying activities and provide a schedule showing the name, salary, and job title of each individual whose job function involves lobbying on the local, state, or national level.

RESPONSE:

Atmos Energy accounts for all lobbying related activities in account 4264 and therefore no lobbying related expenses are included in the revenue requirement in the case.

Respondent: Josh Densman

Case No. 2013-00148
Atmos Energy Corporation, Kentucky Division
Staff RFI Set No. 1
Question No. 1-58
Page 1 of 1

REQUEST:

Regarding demand-side management, conservation and energy-efficiency programs, provide the following:

- a. A list of all programs currently offered by Atmos.
- b. The total cost incurred for these programs by Atmos in each of the three most recent calendar years.
- c. The total energy reductions realized through these programs in each of the three most recent calendar years.
- d. The total cost for these programs included in the proposed forecasted test period and the expected energy reductions to be realized therefrom.

RESPONSE:

- a) Please refer to Sheet Nos. 38 through 38.3 of the Company's current tariff for a list of all programs offered.
- b) 2012 - \$605,843.85
2011 - \$533,931.58
2010 - \$615,652.29
- c) 2012 - 102,283 Ccf
2011 - 104,492 Ccf
2010 - 121,599 Ccf
- d) \$0. The costs of the Company's DSM program are handled through a separate surcharge outlined on Sheet No. 41 of the Company's current tariff and the costs of the Company's DSM program are not included in the proposed forecasted test year.

Respondent: Mark Martin

Case No. 2013-00148
Atmos Energy Corporation, Kentucky Division
Staff RFI Set No. 1
Question No. 1-59
Page 1 of 1

REQUEST:

To the extent not included in other responses, provide all workpapers, calculations, and assumptions Atmos used to develop its forecasted test period financial information.

RESPONSE:

Please see Appendix A for an index of workpapers used to develop the forecasted test period financial information. Please see the Attachment 1 - Attachment 51 for the workpapers.

ATTACHMENTS:

APPENDIX A - Atmos Energy Corporation, Staff_1-59_Appendix_A - Index of Workpapers.pdf, 1 Page.

ATTACHMENT 1 - ATTACHMENT 51 - Atmos Energy Corporation, Staff_1-59_Att1 - Att51 - Workpapers.pdf, 1,041 Pages.

Respondents: Josh Densman, Mark Martin and Greg Waller

Case No. 2013-00148
Index of Workpapers

Workpaper File Name	No. of Pages
1) 2013 Blending Percentages for CKV Center & Greenville Effective Nov-12 Updated.xlsx	2
2) Acct 252 Advances in Aid of Construction.xls	4
3) ADIT for KY.xlsx	8
4) AEC STD Fees.xlsx	3
5) Benefits Rates Calc as of 10-02-2012.xlsx	3
6) Storage gas-book balances (with ref to model).xlsx	2
7) Composite Calc FY2013 updated 110812 With 4 factor and Exclude GA.xlsx	7
8) Billed Volumes & Cts FY09-Current.xls	14
9) depr expense.xlsx	4
10) div 9 labor analysis.xlsx	2
11) TGP Summer Plan 2013 3-25-13.xls	4
12) TGT Plan Summer 2013 3-25-13.xls	4
13) F Schedules Support.xlsx	7
14) Finrep I-S.xlsx	5
15) FY13 OM forecast.xlsx	37
16) Gas Cost by FERC.xlsx	7
17) gas storage-Finrep.xlsx	2
18) historical inc statements.xlsx	7
19) ITC Amortization Schedule.xls	1
20) Jurirep DTB activity.xlsx	25
21) Jurirep DTB.xlsx	11
22) KY O&M - JCD.xls	15
23) KY Open CWIP by month.xlsx	20
24) KY Plant Data.xlsx	66
25) KY PPE Cost June12-Jan13.xlsx	83
26) KY PPE Reserves June12-Jan13.xlsx	59
27) KYMidStates CapEx_Feb13.xlsx	4
28) misc Finrep retrievals.xlsx	54
29) misc jurirep BS accts.xlsx	11
30) OM for KY.xlsx	75
31) PSC Assessment Fees.xlsx	1
32) Rent adjustment.xlsx	1
33) Kentucky Degree Days.xlsx	60
34) SSU CapEx_Feb13.xlsm	6
35) Taxes Other- Finrep.xlsx	5
36) Taxes Other working paper feed 2013- Finrep.xlsx	6
37) Storage gas-book balances.xlsx	1
38) DataMart.xls	24
39) Decline Cost.xls	3
40) HDD Data Dec 2011.xlsx	6
41) Kentucky GCA Filing.xlsx	40
42) KY 12-13 Hedge Positions.xlsx	1
43) KY Revenue & Billing Unit Forecast (2009 Settlement Rate Design).xls	122
44) KY Revenue & Billing Unit Forecast.xlsx	88
45) KY WS ADD Jan12-Dec12.xlsx	53
46) KY WS NDD 1981-2010 Rev.xlsx	46
47) Mart Volumes and Counts.xls	13
48) Normal Winter Purchase and Storage Plan.xls	1
49) NYMEX on Apr 25 2013.xlsx	6
50) Other Revenue Datamart.xls	1
51) Res-Com-PA Revs FY09-Current.xls	10

Attachment 1 - Attachment 51

Company	division	rate division
20	7	020.007.Trans LA Division
20	77	020.077.LGS Division
30	1	030.001.Amarillo Transmission Div
30	3	030.003.Amarillo City Plant Div
30	4	030.004.Fritch & Sanford City Plant
30	5	030.005.West TX City Plant Div
30	6	030.006.Dalhard City Plant Div
30	8	030.008.West TX Rural Irrigation
30	11	030.011.Fain 10" Division
30	13	030.013.Amarillo Rural Division
30	14	030.014.Non-Regulated Industrial
30	15	030.015.Amarillo Regulated Indust
30	16	030.016.Lubbock
30	17	030.017.Dalhart Rural Division
30	18	030.018.Dalhart Rural Irrigation
30	19	030.019.Triangle Division
30	20	030.020.Lubbock OCL
30	21	030.021.West TX Rural Division
50	9	050.009.WKG Division
50	70	050.070.Kirksville Division
50	72	050.072.Southeast Missouri Division
50	92	050.092.Illinois Division
50	93	050.093.Tennessee Division
50	95	050.095.Georgia Division
50	96	050.096.Virginia Division
50	97	050.097.Missouri Division
50	98	050.098.UCG-Iowa Division
50	99	050.099.Fort Benning System
60	29	060.029.Missouri Division
60	31	060.031.Colorado ADM Division
60	71	060.071.Butler Division
60	80	060.080.GGC-Kansas ADM Division
70	170	070.170.MVG Division
80	190	080.190.Mid-Tex Division

Shared service portion

BU	Source Book	Source Percent	Sq. Ft. Percent by BU	Allocated % per set of books	Percent by Category allocated to each set of books	11.300000% Total % allocated	Enter Blending percent for this project
020	020.007.Trans LA Division	2.580000%	0.0193	0.261929	0.505523%	0.291540%	0.797063%
020	020.077.LGS Division	7.270000%	0.0193	0.738071	1.424477%	0.821510%	2.245987%
020 Total		9.850000%					0.797063%
030	030.001.Amarillo Transmission Div	0.035806%	0.0193	0.004383	0.008460%	0.004012%	0.012472%
030	030.003.Amarillo City Plant Div	1.589241%	0.0193	0.196203	0.378671%	0.179584%	0.558255%
030	030.004.Fritch & Sanford City Plant	0.023357%	0.0193	0.002884	0.005565%	0.002639%	0.008205%
030	030.005.West TX City Plant Div	3.800356%	0.0193	0.469180	0.905517%	0.429440%	1.334957%
030	030.006.Dalhart City Plant Div	0.069680%	0.0193	0.008602	0.016603%	0.007874%	0.024477%
030	030.008.West TX Rural Irrigation	0.056350%	0.0193	0.006957	0.013427%	0.006368%	0.019794%
030	030.011.Fain 10" Division	0.000000%	0.0193	-	0.000000%	0.000000%	0.000000%
030	030.013.Amarillo Rural Division	0.055996%	0.0193	0.006913	0.013342%	0.006328%	0.019670%
030	030.014.Non-Regulated Industrial	0.089045%	0.0193	0.010870	0.020979%	0.009049%	0.030928%
030	030.015.Amarillo Regulated Indust	-0.047349%	0.0193	(0.005846)	-0.011282%	-0.005350%	-0.016632%
030	030.016.Lubbock	1.502974%	0.0193	0.185552	0.358116%	0.169836%	0.527952%
030	030.017.Dalhart Rural Division	0.000253%	0.0193	0.000031	0.000060%	0.000029%	0.000089%
030	030.018.Dalhart Rural Irrigation	0.000857%	0.0193	0.000106	0.000204%	0.000097%	0.000301%
030	030.019.Triangle Division	0.279108%	0.0193	0.034458	0.066504%	0.031539%	0.098043%
030	030.020.Lubbock OCL	0.162592%	0.0193	0.020073	0.038741%	0.018373%	0.057114%
030	030.021.West TX Rural Division	0.483034%	0.0193	0.059634	0.115093%	0.054583%	0.169676%
030	030.040.Texas CNG Division	0.000000%	0.0193	-	0.000000%	0.000000%	0.000000%
030 Total		8.100000%					
050	050.009.WKG Division	5.334523%	0.0193	0.413529	0.798111%	0.602801%	1.400912%
050	050.070.Kirksville Division	0.000000%	0.0193	-	0.000000%	0.000000%	0.000000%
050	050.071.Butler Division	0.000000%	0.0193	-	0.000000%	0.000000%	0.000000%
050	050.072.Southeast Missouri Division	0.000000%	0.0193	-	0.000000%	0.000000%	0.000000%
050	050.092.Illinois Division	0.000000%	0.0193	-	0.000000%	0.000000%	0.000000%
050	050.093.Tennessee Division	4.380550%	0.0193	0.339578	0.655385%	0.495002%	1.150387%
050	050.094.South Carolina Division	0.000000%	0.0193	-	0.000000%	0.000000%	0.000000%
050	050.095.Georgia Division	2.213011%	0.0193	0.171551	0.331094%	0.250070%	0.581164%
050	050.096.Virginia Division	0.945839%	0.0193	0.073321	0.141509%	0.106880%	0.248389%
050	050.097.Missouri Division	0.000000%	0.0193	-	0.000000%	0.000000%	0.000000%
050	050.098.UCG Iowa Division	0.000000%	0.0193	-	0.000000%	0.000000%	0.000000%
050	050.099.Fort Benning System	0.026077%	0.0193	0.002021	0.003901%	0.002947%	0.006848%
050 Total		12.900000%					
060	060.029.Missouri Division	0.000000%	0.0193	-	0.000000%	0.000000%	0.000000%
060	060.031.Colorado ADM Division	2.965235%	0.0193	0.425428	0.821077%	0.335072%	1.156148%
060	060.071.Butler Division	0.000000%	0.0193	-	0.000000%	0.000000%	0.000000%
060	060.080.GGC-Kansas ADM Division	4.004765%	0.0193	0.574572	1.108923%	0.452538%	1.561462%
060 Total		6.970000%					
070	070.170.MVG Division	7.680000%	0.0193	0.019300	1.930000%	0.867840%	2.797840%
070 Total		7.680000%					
080	080.190.Mid-Tex Division	39.550000%	0.0918	0.091800	9.180000%	4.469150%	13.649150%
080 Total		39.550000%					
180	180.700.Atmos Pipeline Division	11.830000%	0.6621	0.682100	68.210000%	1.336790%	69.546790%
180 Total		11.830000%					
212	212.821.Woodward Division	2.270000%	0.0166	0.016600	1.660000%	0.256510%	1.916510%
212 Total		2.270000%					
221	221.890.Atmos Power Division	0.000000%				0.000000%	0.000000%
221 Total		0.000000%					
232	232.800.UCG Storage Division	0.080000%	#N/A			0.009040%	0.009040%
231 Total		0.080000%					
233	233.817.WKG Storage	0.100000%				0.011300%	0.011300%
233 Total		0.100000%					
236	236.867.Atmos Gathering Company,LL	0.000000%				0.000000%	0.000000%
236 Total		0.000000%					
301	301.055.AES Division	0.000000%	#N/A			0.000000%	0.000000%
301 Total		0.000000%					
303	303.057.TLGP-LGSN	0.230000%				0.025990%	0.025990%
303 Total		0.230000%					
234	234.822.TransLa Gas Storage	0.440000%	#N/A			0.049720%	0.049720%
312 Total		0.440000%					
Grand Total		100.000000%				11.300000%	100.000000%

Ending Bal
Type
Company
Cost Center
Kentucky Division - 009DIV

Base Year
2,747,214

	cal_yr12 Actuals_	cal_yr12 Actuals_	cal_yr12 Actuals_	cal_yr12 Actuals_	cal_yr12 Actuals_	cal_yr12 Actuals_	cal_yr13 Actuals_	cal_yr13 Actuals_	cal_yr13 Forecasts_	cal_yr13 Forecasts_	cal_yr13 Forecasts_	cal_yr13 Forecasts_	cal_yr13 Forecasts_	cal_yr13 Forecasts_	
	Fiscal 2012 July	Fiscal 2012 August	Fiscal 2012 September	Fiscal 2013 October	Fiscal 2013 November	Fiscal 2013 December	Fiscal 2013 January	Fiscal 2013 February	Fiscal 2013 March	Fiscal 2013 April	Fiscal 2013 May	Fiscal 2013 June	Jul_	Aug_	Sep_
Customer advances for construc - Cust Adv for Construction 2520-27341	2,627,413	2,783,237	2,776,312	2,773,223	2,772,710	2,775,917	2,717,162	2,714,584	2,740,070	2,754,152	2,753,016	2,750,104	2,747,214	2,744,028	2,740,041

Ending Bal
Type
Company
Cost Center
Kentucky Division - C09DIV

Test Year
2,745,210

	cal_yr13 Forecasts_	cal_yr13 Forecasts_	cal_yr13 Forecasts_	cal_yr14 Forecasts_	cal_yr14 Forecasts_	cal_yr14 Forecasts_	cal_yr14 Forecasts_	cal_yr14 Forecasts_	cal_yr14 Forecasts_	cal_yr14 Forecasts_	cal_yr14 Forecasts_	cal_yr14 Forecasts_	cal_yr14 Forecasts_	cal_yr14 Forecasts_
	Oct_	Nov_	Dec_	Jan_	Feb_	Mar_	Apr_	May_	Jun_	Jul_	Aug_	Sep_	Oct_	Nov_
Customer advances for construc - Cust Adv for Construction 2520-27341	2,742,901	2,746,441	2,747,237	2,746,373	2,746,542	2,744,972	2,744,692	2,744,775	2,745,367	2,745,675	2,745,579	2,745,372	2,745,247	2,745,210

Ending Bal
 Type
 Company
 Cost Center
 Brentwood Division - 091DIV

Base Year

	Fiscal 2012					cal_yr12	cal_yr12	cal_yr12	cal_yr12	cal_yr12	cal_yr12	cal_yr13	cal_yr13	cal_yr13	cal_yr13	cal_yr13	cal_yr13
	Actuals_	Actuals_	Actuals_	Actuals_	Actuals_	Actuals_	Actuals_	Actuals_	Actuals_	Actuals_	Actuals_	Forecasts_	Forecasts_	Forecasts_	Forecasts_	Forecasts_	Forecasts_
	Fiscal 2012	Fiscal 2012	Fiscal 2012	Fiscal 2012	Fiscal 2012	Fiscal 2012	Fiscal 2012	Fiscal 2012	Fiscal 2012	Fiscal 2012	Fiscal 2013	Fiscal 2013	Fiscal 2013	Fiscal 2013	Fiscal 2013	Fiscal 2013	Fiscal 2013
	February	March	April	May	June	July	August	September	October	November	December	January	February	March	April	May	June
Customer advances for construc - Cust Adv for Construction 2520-27341	(71,081)	(71,081)	(71,081)	(71,081)	-	0	0	0	0	0	0	0	-	-	-	-	-

Ending Bal
Type
Company
Cost Center
Brentwood Division - 091DIV

Test Year

	cal_yr13 Forecasts_	cal_yr13 Forecasts_	cal_yr13 Forecasts_	cal_yr13 Forecasts_	cal_yr13 Forecasts_	cal_yr13 Forecasts_	cal_yr14 Forecasts_	cal_yr14 Forecasts_	cal_yr14 Forecasts_	cal_yr14 Forecasts_	cal_yr14 Forecasts_	cal_yr14 Forecasts_	cal_yr14 Forecasts_	cal_yr14 Forecasts_	cal_yr14 Forecasts_	cal_yr14 Forecasts_	
	Jul_	Aug_	Sep_	Oct_	Nov_	Dec_	Jan_	Feb_	Mar_	Apr_	May_	Jun_	Jul_	Aug_	Sep_	Oct_	Nov_
Customer advances for construc - Cust Adv for Construction 2520-27341	-	-	-	-	-	-	-	-	-	-	-	-	-	-	-	-	-

ATMOS ENERGY CORPORATION, INC.				ACCUMULATED DEFERRED INCOME TAXES					
RATE DIVISION				0020IV					
CTX Entity Code				AUB106SU					
Adjustment Description	Category	Detail	Acct	Actual	Actual	Actual	Actual	Actual	Actual
				Fiscal 2012 7/31/2012	Fiscal 2012 8/31/2012	Fiscal 2012 9/30/2012	Fiscal 2012 10/31/2012	Fiscal 2013 11/30/2012	Fiscal 2013 12/31/2012
Environmental Activities	ACC	ACC01	2830	-	-	-	-	-	-
Ad Valorem Taxes	ACC	ACC02	2830	-	-	-	-	-	-
Directors Deferred Bonus	ACC	ACC03	1900	211,066	211,066	186,744	186,744	186,744	186,744
MIP / VPP Accrual	ACC	ACC04	1900	1,826,878	1,826,378	1,887,068	1,887,068	1,887,068	1,887,068
Accrued Environmental Asset	ACC	ACC05	2830	-	-	-	-	-	-
Miscellaneous Accrued	ACC	ACC06	2830	14,214	14,214	14,445	14,445	14,445	14,445
Self Insurance - Adjustment	ACC	ACC08	1900	1,568,123	1,568,123	2,276,932	2,276,932	2,276,932	2,276,932
Vacation Accrual	ACC	ACC11	1900	6,232	6,232	95,162	95,162	95,162	95,162
Worker's Comp Insurance Reserve	ACC	ACC12	1900	50,721	50,721	17,875	17,875	17,875	17,875
ACCRUAL - Subtotal				8,776,794	8,776,794	4,478,227	4,478,227	4,478,227	4,478,227
Rabbi Trust - True Up	BEN	NBP01	1900	4,275	4,275	-	-	-	-
SEBP Adjustment	BEN	NBP03	1900	26,344,409	26,344,409	26,397,972	26,397,972	26,397,972	26,151,981
Rabbi Trust MVE	BEN	NBP04	2830	-	-	-	-	-	-
Restricted Stock Grant Plan	BEN	NBP05	1900	5,319,945	5,319,945	7,061,014	7,061,014	7,061,014	7,061,014
Rabbi Trust	BEN	NBP06	1900	1,999,696	1,999,696	1,650,300	1,650,300	1,650,300	1,650,300
Excess Capital Loss over Capital Ga	BEN	NBP08	1900	-	-	-	-	-	-
Restricted Stock - MIP	BEN	NBP18	1900	4,371,139	4,371,139	5,675,325	5,675,325	5,675,325	5,675,325
Director's Stock Awards	BEN	NBP16	1900	2,956,402	2,956,402	2,843,211	2,843,211	2,843,211	2,843,211
Director's Stock - Term	BEN	NBP18	2830	(678,829)	(678,829)	-	-	-	-
Pension Expense	BEN	PEND1	2830	(21,720,132)	(21,720,132)	(33,124,191)	(33,124,191)	(33,124,191)	(33,362,509)
FAS 106 Adjustment	BEN	PR001	1900	7,029,366	7,029,366	7,012,097	7,012,097	7,012,097	7,089,844
BENEFITS - Subtotal				25,626,275	25,626,275	17,515,727	17,515,727	17,515,727	17,109,166
CWIP	CWIP	FXA26	2820	204,465	204,465	(354,579)	(354,579)	(354,579)	(354,579)
CWIP - Subtotal				204,465	204,465	(354,579)	(354,579)	(354,579)	(354,579)
Fixed Asset Cost Adjustment	FXA	FXA01	2820	(28,182,941)	(28,182,941)	(25,430,639)	(25,430,639)	(25,430,639)	(28,371,903)
Depreciation Adjustment	FXA	FXA02	2820	3,959,844	3,959,844	1,949,841	1,949,841	1,949,841	413,498
Section 481(a) Condition Gas	FXA	FXA13	2820	556,809	556,809	549,284	549,284	549,284	549,284
Section 481(a) Line Pack Gas	FXA	FXA14	2820	67,557	67,557	66,648	66,648	66,648	66,648
IRS Audit Assessment - Lost	FXA	FXA15	2820	1,874,769	1,874,769	-	-	-	-
IRS Audit Assessment - Accum	FXA	FXA16	2820	(516,058)	(516,058)	-	-	-	-
PLANT - Subtotal				(22,240,020)	(22,240,020)	(23,144,869)	(23,144,869)	(23,144,869)	(27,842,533)
Deferred Gas Costs	GCA	GCA01	2830	-	-	-	-	-	-
Over Recoveries of FGA	GCA	GCA03	2830	-	-	-	-	-	-
PSA - Amended Item	GCA	GCA04	1900	-	-	-	-	-	-
GAS COST ADJUSTMENT - Subtotal				0	0	0	0	0	0
LGS - Goodwill Amortization	GDW	ONT19	2830	-	-	-	-	-	-
YKU - Goodwill Amortization	GDW	ONT59	2830	-	-	-	-	-	-
GOODWILL - Subtotal				0	0	0	0	0	0
Customer Advances	ONT	CAF01	1900	-	-	-	-	-	-
Amortization - LGS Acq. 1810.18525	ONT	DTF01	2830	-	-	-	-	-	-
Deferred Expense Projects	ONT	DTF09	2830	60,998	60,998	(356)	(356)	(356)	(1,701)
Amortization - LGS Res. 1860.14195	ONT	DTF12	2830	-	-	-	-	-	-
Deferred Projects - TXU Acquisitio	ONT	DTF14	1900	-	-	-	-	-	-
RAR 91/93 Bond Cost Amortized	ONT	DVA05	1900	-	-	-	-	-	-
RAR 91/93 Bond Costs Capitalized	ONT	DVA06	2830	-	-	-	-	-	-
DIG on Fixed Assets	ONT	DVA16	1900	-	-	-	-	-	-
DIG on Fixed Assets - UCG Storage	ONT	DVA18	2830	-	-	-	-	-	-
DIG on Fixed Assets - WKG	ONT	DVA19	1900	-	-	-	-	-	-
RAR 86/90 Lessee Expense Amortiz.	ONT	DVA26	2830	-	-	-	-	-	-
MVG Right of Way	ONT	DVA35	2830	-	-	-	-	-	-
Amortization - Conifurt Goodwill	ONT	DVA37	2830	-	-	-	-	-	-
Capitalized Selling Expense	ONT	NTF03	1900	-	-	-	-	-	-
UNICAP Section 253A Costs	ONT	NTF11	1900	-	-	-	-	-	-
481(a) UNICAP	ONT	NTF15	1900	-	-	-	-	-	-
UNICAP - IRS Audit	ONT	NTF19	1900	-	-	-	-	-	-
Allowance for Doubtful Accounts	ONT	ONT02	1900	2	2	2	2	2	2
Clearing Account - Adjustment	ONT	ONT03	1900	18,873	18,873	51,621	51,621	51,621	51,621
Charitable Contribution Carryover	ONT	ONT04	1900	217,029	217,029	3,901,046	3,901,046	3,901,046	3,901,046
RAR CFWE 1990-1985	ONT	ONT06	2830	-	-	-	-	-	-
Union Gas - Non Compete	ONT	ONT21	1900	-	-	-	-	-	-
Monarch - Non Compete	ONT	ONT22	1900	-	-	-	-	-	-
Falmira - Non Compete	ONT	ONT23	1900	-	-	-	-	-	-
Prepayments	ONT	ONT31	2830	(981,754)	(981,754)	(435,312)	(435,312)	(435,312)	(435,312)
Rate Case Accrual	ONT	ONT32	2830	-	-	-	-	-	-
Research and Development Expenses	ONT	ONT33	1900	-	-	-	-	-	-
Inventory Adjustment	ONT	ONT44	1900	-	-	-	-	-	-
Stock Option Expense	ONT	ONT50	1900	392,080	392,080	327,592	327,592	327,592	327,592
Prepayments - MVG	ONT	ONT51	2630	-	-	-	-	-	-
WACCG to RFO Adjustment	ONT	ONT52	2830	-	-	-	-	-	-
Tax Free Interest - Temp	ONT	ONT59	1900	-	-	-	-	-	-
Federal & State Tax Interest	ONT	ONT61	2830	(411,878)	(411,878)	(87,252)	(87,252)	(87,252)	(87,252)
Prepayments - IRS Audits	ONT	ONT64	1900	-	-	-	-	-	-
Regulatory Asset - UG Amortization	ONT	RG01	2830	-	-	-	-	-	-
Regulatory Liability - Atmos 109	ONT	RG10	1900	9,750	9,750	5,022	5,022	5,022	5,022
Regulatory Liability - Mid-Tex	ONT	RG12	1900	-	-	-	-	-	-
Regulatory Liability - GGC 109	ONT	RG13	1900	-	-	-	-	-	-
Regulatory Liability - UCG 109	ONT	RG14	1900	-	-	-	-	-	-
Regulatory Liability - UCG Rate	ONT	RG15	1900	-	-	-	-	-	-
Deferred ITC - GGC	ONT	ITC01	1900	-	-	-	-	-	-
Deferred ITC - UCG Non-Utility	ONT	ITC02	1900	-	-	-	-	-	-
Deferred ITC - UCG	ONT	ITC03	1900	-	-	-	-	-	-
Deferred ITC - MVG	ONT	ITC04	1900	-	-	-	-	-	-
Regulatory Liability - GGC	ONT	ITC05	1900	-	-	-	-	-	-
State Period Tax Allocation	ONT	ITM	1900	(6)	(6)	-	-	-	-
OTHERS - Subtotal				(754,811)	(754,811)	3,762,364	3,762,364	3,762,364	3,761,019
FD - NOL Credit Carryforward - Utility	TAX	TAX02U	1900	266,298,965	266,298,965	336,718,783	336,718,783	336,718,783	356,963,785
FD - NOL Credit Carryforward - Non Reg	TAX	TAX02NR	1900	(200,721,563)	(200,721,563)	(193,479,559)	(193,479,559)	(193,479,559)	(198,638,785)
ST - State Net Operating Loss	TAX	TAX04	1900	-	-	-	-	-	-
ST - State Bonus Depreciation	TAX	TAX05	2820	-	-	-	-	-	-
FD - FAS 115 Adjustment	TAX	TAX06	2830	(1,752,064)	(3,013,087)	(3,324,311)	(3,148,730)	(3,629,170)	(3,110,269)
FD - Treasury Lock Adjustment	TAX	TAX0A	2830	-	-	-	-	-	-
FD - Other	TAX	TAX10	2830	-	-	-	-	-	-
FD - Federal benefit on State Bond	TAX	TAX11	2820	-	-	-	-	-	-
FD - Federal Tax on State NOL	TAX	TAX12	1900	-	-	-	-	-	-
FD - FAS 159 Measure Date Change	TAX	TAX22	1900	4,579,142	4,579,142	(61,451)	(61,451)	(61,451)	(61,451)
FD - AMT Minimum Tax Credit	TAX	TAX23	1900	10,099,286	10,099,286	10,099,286	10,099,286	10,099,286	10,099,286
ST - Enterprise Zone ITC	TAX	TAX30	1900	484,812	484,812	484,812	484,812	484,812	484,812
FD - Treasury Lock Adjustment-realized	TAX	TAX40	2830	(5,544,051)	(5,605,987)	(5,591,328)	(5,652,427)	(5,713,526)	(5,774,625)
FD - Treasury Lock Adjustment-unrealized	TAX	TAX41	2830	39,266,395	38,263,716	31,039,861	34,607,802	38,598,567	24,173,617
OTHER TAX EFFECTED ITEMS - Subtotal				111,639,922	108,374,284	175,885,798	179,568,519	183,405,745	194,156,379
GRAND TOTAL				118,312,504	114,986,868	178,142,669	181,825,392	185,662,618	181,807,672
non-reg to remove	TAX	TAX02NR	1900	(200,721,563)	(200,721,563)	(193,479,559)	(193,479,559)	(193,479,559)	(198,638,785)
Grand Total - regulated				319,034,067	315,708,429	371,622,228	375,304,951	379,142,177	379,926,457

ATMOS ENERGY CORPORATION, INC.										
ACCUMULATED DEFERRED INCOME TAXES										
RATE DIVISION										
CTX Entity Code	0120IV		01010CAT		Actual		Actual		Actual	
Adjustment Description	Category	Detail	acct	Fiscal 2012	Fiscal 2012	Fiscal 2012	Fiscal 2012	Fiscal 2013	Fiscal 2013	
				7/31/2012	8/31/2012	9/30/2012	10/31/2012	11/30/2012	12/31/2012	
Environmental Activities	ACC	ACC01	2830	-	-	-	-	-	-	
Ad Valorem Taxes	ACC	ACC02	2830	-	-	-	-	-	-	
Directors' Deferred Bonus	ACC	ACC03	1900	-	-	-	-	-	-	
MIP / VPP Accrual	ACC	ACC04	1900	(1,365,351)	(1,365,351)	(171,475)	(171,475)	(171,475)	(171,475)	
Accrued Environmental Asset	ACC	ACC05	2830	-	-	-	-	-	-	
Miscellaneous Accrued	ACC	ACC06	2830	-	-	-	-	-	-	
Self Insurance - Adjustment	ACC	ACC08	1900	-	-	-	-	-	-	
Vacation Accrual	ACC	ACC11	2830	5,572	5,572	(89,728)	(89,728)	(89,728)	(89,728)	
Worker's Comp Insurance Reserve	ACC	ACC12	1900	(82,216)	(82,216)	-	-	-	-	
ACCURAL - Subtotal				(1,391,995)	(1,391,995)	(261,203)	(261,203)	(261,203)	(261,203)	
Rabbi Trust - True Up	BEN	NBP01	1900	-	-	-	-	-	-	
SEBP Adjustment	BEN	NBP03	1900	-	-	-	-	-	-	
Rabbi Trust MVG	BEN	NBP04	2830	-	-	-	-	-	-	
Restricted Stock Grant Plan	BEN	NBP05	1900	-	-	-	-	-	-	
Rabbi Trust	BEN	NBP06	1900	-	-	-	-	-	-	
Excess Capital Loss over Capital G	BEN	NBP08	1900	-	-	-	-	-	-	
Restricted Stock - MIP	BEN	NBP13	1900	-	-	-	-	-	-	
Director's Stock Awards	BEN	NBP16	1900	-	-	-	-	-	-	
Director's Stock - Temp	BEN	NBP18	2830	-	-	-	-	-	-	
Pension Expense	BEN	PFN01	2830	-	-	-	-	-	-	
FAS 106 Adjustment	BEN	PRB01	1900	-	-	(834)	(834)	(834)	(834)	
BENEFITS - Subtotal				0	0	(834)	(834)	(834)	(834)	
CWIP	CWIP	FXA26	2820	(3,583,122)	(3,583,122)	(15,264,555)	(15,264,555)	(15,264,555)	(15,264,555)	
CWIP - Subtotal				(3,583,122)	(3,583,122)	(15,264,555)	(15,264,555)	(15,264,555)	(15,264,555)	
Fixed Asset Cost Adjustment	FXA	FXA01	2820	(40,064,057)	(40,064,057)	(37,322,078)	(37,322,078)	(37,322,078)	(37,322,078)	
Depreciation Adjustment	FXA	FXA02	2820	30,038,091	30,038,091	26,306,713	26,306,713	26,306,713	26,306,713	
Section 481(a) Condition Gas	FXA	FXA13	2820	-	-	-	-	-	-	
Section 481(a) Line Pack Gas	FXA	FXA14	2820	-	-	-	-	-	-	
IRS Audit Assessment - Cost	FXA	FXA15	2820	-	-	-	-	-	-	
IRS Audit Assessment - Accum	FXA	FXA16	2820	-	-	-	-	-	-	
PLANT - Subtotal				(10,025,366)	(10,025,366)	(11,015,365)	(11,015,365)	(11,015,365)	(11,015,365)	
Deferred Gas Costs	GCA	GCA01	2830	-	-	-	-	-	-	
Over Recoveries of PGA	GCA	GCA03	2830	-	-	-	-	-	-	
PGA - Amended Item	GCA	GCA04	1900	-	-	-	-	-	-	
GAS COST ADJUSTMENT - Subtotal				0	0	0	0	0	0	
LGS - Goodwill Amortization	GDW	ONT13	2830	-	-	-	-	-	-	
TXU - Goodwill Amortization	GDW	ONT49	2830	-	-	-	-	-	-	
GOODWILL - Subtotal				0	0	0	0	0	0	
Customer Advances	ONT	CAPE1	1900	-	-	-	-	-	-	
Amortization - LGS Acq. 1810.13523	ONT	BTE01	2830	-	-	-	-	-	-	
Deferred Expense Projects	ONT	BTE09	2830	-	-	-	-	-	-	
Amortization - LGS Acq. 1860.14155	ONT	BTE12	2830	-	-	-	-	-	-	
Deferred Projects - TXU Acquirem	ONT	OTE14	1900	-	-	-	-	-	-	
RAR 81/93 Bond Cost Amortized	ONT	DVA05	2830	-	-	-	-	-	-	
RAR 51/93 Bond Costs Capitalized	ONT	DVA06	2830	-	-	-	-	-	-	
DIG on Fixed Assets	ONT	DVA16	1900	-	-	-	-	-	-	
DIG on Fixed Assets - UCG Storage	ONT	DVA18	2830	-	-	-	-	-	-	
DIG on Fixed Assets - WKG	ONT	DVA19	1900	-	-	-	-	-	-	
RAR 86/90 Lease Expense Amortiz	ONT	DVA26	2830	-	-	-	-	-	-	
MVG Right of Way	ONT	DVA35	2830	-	-	-	-	-	-	
Amortization - Comfort Goodwill	ONT	DVA37	2830	-	-	-	-	-	-	
Capitalized Selling Expense	ONT	NTE03	1900	-	-	-	-	-	-	
UNICAP Section 263A Costs	ONT	NTE11	1900	-	-	-	-	-	-	
ASU(1) UNICAP	ONT	NTE15	1900	-	-	-	-	-	-	
UNICAP - IRS Audit	ONT	NTE19	1900	-	-	-	-	-	-	
Allowance for Doubtful Accounts	ONT	ONT03	1900	-	-	-	-	-	-	
Clearing Account - Adjustment	ONT	ONT03	1900	288	288	264	264	264	264	
Charitable Contribution Carryover	ONT	ONT04	1900	15,210	15,210	16,325	16,325	16,325	16,325	
RAR CFWE 1990-1995	ONT	ONT06	2830	-	-	-	-	-	-	
Union Gas - Non Complete	ONT	ONT21	1900	-	-	-	-	-	-	
Monarch - Non Complete	ONT	ONT22	1900	-	-	-	-	-	-	
Palmyra - Non Complete	ONT	ONT23	1900	-	-	-	-	-	-	
Prepayments	ONT	ONT31	2830	(944,023)	(944,023)	(1,376,000)	(1,376,000)	(1,376,000)	(1,376,000)	
Rate Case Accrual	ONT	ONT32	2830	-	-	-	-	-	-	
Research and Development Expenses	ONT	ONT33	1900	-	-	-	-	-	-	
Inventory Adjustment	ONT	ONT44	1900	-	-	-	-	-	-	
Stock Option Expense	ONT	ONT50	1900	-	-	-	-	-	-	
Prepayments - MVG	ONT	ONT51	2830	-	-	-	-	-	-	
WACOG to FIFO Adjustment	ONT	ONT52	2830	-	-	-	-	-	-	
Tax Free Interest - Temp	ONT	ONT58	1900	-	-	-	-	-	-	
Federal & State Tax Interest	ONT	ONT61	2830	-	-	-	-	-	-	
Prepayments - IRS Audits	ONT	ONT64	1900	-	-	-	-	-	-	
Regulatory Asset - LGS Amortizatio	ONT	RG01	2830	-	-	-	-	-	-	
Regulatory Liability - Atmos 109	ONT	RG101	1900	-	-	-	-	-	-	
Regulatory Liability - Mid-Tex	ONT	RG102	1900	-	-	-	-	-	-	
Regulatory Liability - GGC 109	ONT	RG103	1900	-	-	-	-	-	-	
Regulatory Liability - UCGC 109	ONT	RG104	1900	-	-	-	-	-	-	
Regulatory Liability - UCGC Rate	ONT	RG105	1900	-	-	-	-	-	-	
Deferred ITC - GGC	ONT	ITC01	1900	-	-	-	-	-	-	
Deferred ITC - UCG Non-utility	ONT	ITC02	1900	-	-	-	-	-	-	
Deferred ITC - UCG	ONT	ITC03	1900	-	-	-	-	-	-	
Deferred ITC - MVG	ONT	ITC04	1900	-	-	-	-	-	-	
Regulatory Liability - GGC	ONT	ITC05	1900	-	-	-	-	-	-	
Intra Period Tax Allocation	ONT	OTH	1900	-	-	-	-	-	-	
OTHERS - Subtotal				(928,545)	(928,545)	(1,359,411)	(1,359,411)	(1,359,411)	(1,359,411)	
FD - NOL Credit Carryforward - Utility	TAX	TAX02U	1900	-	-	-	-	-	-	
FD - NOL Credit Carryforward - Non Reg	TAX	TAX02R	1900	-	-	-	-	-	-	
ST - State Net Operating Loss	TAX	TAX04	1900	-	-	-	-	-	-	
ST - State Bonus Depreciation	TAX	TAX05	2830	-	-	-	-	-	-	
FD - FAS 115 Adjustment	TAX	TAX06	2830	-	-	-	-	-	-	
FD - Treasury Lock Adjustment	TAX	TAX08	2830	-	-	-	-	-	-	
FD - Other	TAX	TAX10	2830	-	-	-	-	-	-	
FD - Federal Benefit on State Bond	TAX	TAX11	2820	-	-	-	-	-	-	
FD - Federal Tax on State NOL	TAX	TAX12	1900	-	-	-	-	-	-	
FD - FAS 158 Measure Date Change	TAX	TAX22	1900	-	-	-	-	-	-	
FD - AMT Minimum Tax Credit	TAX	TAX23	1900	-	-	-	-	-	-	
ST - Enterprise Zone ITC	TAX	TAX39	1900	-	-	-	-	-	-	
FD - Treasury Lock Adjustment-realized	TAX	TAX40	2830	0	0	0	0	0	0	
FD - Treasury Lock Adjustment-unrealized	TAX	TAX41	2830	0	0	0	0	0	0	
OTHER TAX EFFECTED ITEMS - Subtotal				0	0	0	0	0	0	
GRAND TOTAL				(15,929,028)	(15,929,028)	(27,901,369)	(27,901,369)	(27,901,369)	(27,901,369)	

Unallocated
Cost Center
Company
Period
Ending Balance
Kentucky Division - C09DIV

	Jul-12	Aug-12	Sep-12	Oct-12	Nov-12	Dec-12	Jan-13	Feb-13	Mar-13	Apr-13	May-13	Jun-13	Jul-13	Aug-13	Sep-13
TB1900 T-Accumulated Deferred Income Taxes - TB1900	3,175,978	3,175,978	359,029	359,029	359,029	359,029	359,029	359,029	359,029	0	0	0	0	0	0
TB2820 T-Accum deferred income taxes-Other property - TB2820	-58,101,500	-58,101,500	-60,686,680	-60,686,680	-60,686,680	-60,686,680	-60,686,680	-60,686,680	-60,833,272	0	0	0	0	0	0
TB2830 T-Accumulated deferred income taxes-Other - TB2830	-2,171,268	-2,171,268	-1,351,274	-1,351,274	-1,351,274	-1,351,274	-1,351,274	-1,351,274	-1,351,274	0	0	0	0	0	0
subtotal ADIT	-57,096,790	-57,096,790	-61,678,925	-61,678,925	-61,678,925	-61,678,925	-61,678,925	-61,678,925	-61,825,517	0	0	0	0	0	0
	-57,096,790	-57,096,790	-61,678,925	-61,678,925	-61,678,925	-61,678,925	-61,678,924	-61,678,924	-61,825,517	0	0	0	0	0	0

Unallocated
Cost Center
Company
Period
Ending Balance
Brentwood Division - 091DIV

	Jul-12	Aug-12	Sep-12	Oct-12	Nov-12	Dec-12	Jan-13	Feb-13	Mar-13	Apr-13	May-13	Jun-13	Jul-13	Aug-13	Sep-13
TB1900 T-Accumulated Deferred Income Taxes - TB1900	15,281,148	15,281,148	12,114,073	12,114,073	12,114,073	12,114,073	12,114,073	12,114,073	12,502,289	0	0	0	0	0	0
TB2550 T-Accumulated deferred investment tax credits - TB2550	-83,850	-83,860	-37,659	-37,658	-37,656	-37,658	-37,658	-37,553	-37,658	0	0	0	0	0	0
TB2820 T-Accum deferred income taxes-Other property - TB2820	-7,799,659	-7,799,659	3,585,923	3,585,923	3,585,923	-2,019,688	-2,019,688	-2,019,688	-3,955,339	0	0	0	0	0	0
TB2830 T-Accumulated deferred income taxes-Other - TB2830	-2,233,963	-2,233,963	-2,864,001	-2,884,001	-2,884,001	-2,884,001	-2,884,001	-2,884,001	-2,207,528	0	0	0	0	0	0
subtotal ADIT	5,164,555	5,134,566	12,776,337	12,778,357	12,778,337	7,172,729	7,172,729	7,172,729	6,301,467	0	0	0	0	0	0
	5,248,526	5,248,526	12,815,995	12,815,995	12,815,995	7,210,387	7,210,388	7,210,386	6,339,125						
	0	0	0	0	0	0	0	-1	0						

Unallocated
Cost Center
Company
Period
Ending Balance
Dallas Atmos Rate Division - 002DIV

	Jul-12	Aug-12	Sep-12	Oct-12	Nov-12	Dec-12	Jan-13	Feb-13	Mar-13	Apr-13	May-13	Jun-13	Jul-13	Aug-13	Sep-13
TB1900 T-Accumulated Deferred Income Taxes - TB1900	132,643,232	132,643,232	213,661,504	213,661,504	213,661,504	213,661,504	213,661,504	213,661,504	213,055,694	0	0	0	0	0	0
TB2820 T-Accum deferred income taxes-Other property - TB2820	-28,918,525	-28,918,525	-23,532,957	-23,532,957	-23,532,957	-13,532,754	-13,532,754	-13,532,754	-31,657,424	0	0	0	0	0	0
TB2830 T-Accumulated deferred income taxes-Other - TB2830	14,587,798	11,262,160	-12,005,893	-8,323,171	-4,485,930	-18,841,077	-33,003,927	-30,999,937	-31,417,546	0	0	0	0	0	0
subtotal ADIT	118,312,505	114,985,867	178,142,654	181,825,377	185,662,617	181,307,673	167,144,823	169,454,813	149,980,724	0	0	0	0	0	0
	118,312,505	114,985,867	178,142,654	181,825,377	185,662,617	181,307,673	167,144,824	169,454,808	149,980,724						
	0	0	0	0	0	0	-1	5	0						

Unallocated
Cost Center
Company
Period
Ending Balance
Call Center Division - 012DIV

	Jul-12	Aug-12	Sep-12	Oct-12	Nov-12	Dec-12	Jan-13	Feb-13	Mar-13	Apr-13	May-13	Jun-13	Jul-13	Aug-13	Sep-13
TB1900 T-Accumulated Deferred Income Taxes - TB1900	-1,376,517	-1,376,517	-155,720	-155,720	-155,720	-155,720	-155,720	-155,720	-155,720	0	0	0	0	0	0
TB2620 T-Accum deferred income taxes-Other property - TB2620	-13,808,488	-13,606,488	-26,279,920	-26,279,920	-26,279,920	-26,279,920	-26,279,920	-26,279,920	-21,064,429	0	0	0	0	0	0
TB2830 T-Accumulated deferred income taxes-Other - TB2830	-944,023	-944,023	-1,465,729	-1,465,729	-1,465,729	-1,465,729	-1,465,729	-1,465,729	-1,465,729	0	0	0	0	0	0
subtotal ADIT	-15,929,028	-15,929,028	-27,901,369	-27,901,369	-27,901,369	-27,901,369	-27,901,369	-27,901,369	-22,705,878	0	0	0	0	0	0
	(15,929,028) 0	(15,929,028) 0	(27,901,369) 0	(27,901,369) 0	(27,901,369) 0	(27,901,369) 0	(27,901,369) 0	(27,901,369) 0	(22,705,878) 0						

**Kentucky Jurisdiction Case No. 2013-00148
Cost of Short-Term Debt
(Commitment Fees &
Arrangement Fees for AEC
ONLY)**

	\$25mm AEC (ANB)		\$950mm AEC		Total AEC (Excluding Non-Reg)		Total	Annualized
	Commitment	Arrangement	Commitment	Arrangement	Commitment	Arrangement		
Jul-12	2,654	-	96,875	51,875	99,529	51,875	151,404	1,816,847
Aug-12	2,654	-	96,875	51,875	99,529	51,875	151,404	1,816,847
Sep-12	2,568	-	93,750	51,875	96,318	51,875	148,193	1,778,320
Oct-12	2,654	-	96,875	51,875	99,529	51,875	151,404	1,816,847
Nov-12	2,568	-	93,750	51,875	96,318	51,875	148,193	1,778,320
Dec-12	2,654	-	117,708	51,875	120,362	51,875	172,237	2,066,843
Jan-13	2,654	-	122,708	63,438	125,362	63,438	188,800	2,265,594
Feb-13	2,397	-	110,833	63,438	113,230	63,438	176,668	2,120,010
Mar-13	2,654	-	122,708	63,438	125,362	63,438	188,800	2,265,594
Apr-13	2,568	-	118,750	63,438	121,318	63,438	184,756	2,217,066
May-13	2,654	-	122,708	63,438	125,362	63,438	188,800	2,265,594
Jun-13	2,568	-	118,750	63,438	121,318	63,438	184,756	2,217,066
Jul-13	2,654	-	122,708	63,438	125,362	63,438	188,800	2,265,594
Aug-13	2,654	-	122,708	63,438	125,362	63,438	188,800	2,265,594
Sep-13	2,568	-	118,750	63,438	121,318	63,438	184,756	2,217,066
Oct-13	2,654	-	122,708	63,438	125,362	63,438	188,800	2,265,594
Nov-13	2,568	-	118,750	63,438	121,318	63,438	184,756	2,217,066
Dec-13	2,654	-	122,708	63,438	125,362	63,438	188,800	2,265,594
Jan-14	2,654	-	122,708	63,438	125,362	63,438	188,800	2,265,594
Feb-14	2,397	-	110,833	63,438	113,230	63,438	176,668	2,120,010
Mar-14	2,654	-	122,708	63,438	125,362	63,438	188,800	2,265,594
Apr-14	2,568	-	118,750	63,438	121,318	63,438	184,756	2,217,066
May-14	2,654	-	122,708	63,438	125,362	63,438	188,800	2,265,594
Jun-14	2,568	-	118,750	63,438	121,318	63,438	184,756	2,217,066
Jul-14	2,654	-	122,708	63,438	125,362	63,438	188,800	2,265,594
Aug-14	2,654	-	122,708	63,438	125,362	63,438	188,800	2,265,594
Sep-14	2,568	-	118,750	63,438	121,318	63,438	184,756	2,217,066
Oct-14	2,654	-	122,708	63,438	125,362	63,438	188,800	2,265,594
Nov-14	2,568	-	118,750	63,438	121,318	63,438	184,756	2,217,066

Forecast Period 2,237,286

Base Period 2,072,808

ATMOS ENERGY CORPORATION
AMORTIZATION SCHEDULE OF DEBT EXPENSE
BANK ONE, ADMINISTRATIVE FEE
\$750 MILLION CREDIT FACILITY FOR PERIOD 05/31/11 - 05/31/16

05/21/13

Debt Expense: #####
 Terms of Amort. (Mo.): 60 Dr. 4310 30121 002000
 Monthly Charge: 48,541.67 Cr. 1650 13035 002000

Period	Month	Beginning Balance	Charge	Ending Balance
1	May-11	2,912,500.00	48,541.67	2,863,958.33
2	Jun-11	2,863,958.33	48,541.67	2,815,416.66
3	Jul-11	2,815,416.66	48,541.67	2,766,874.99
4	Aug-11	2,766,874.99	48,541.67	2,718,333.32
5	Sep-11	2,718,333.32	48,541.67	2,669,791.65
6	Oct-11	2,669,791.65	48,541.67	2,621,249.98
7	Nov-11	2,621,249.98	48,541.67	2,572,708.31
8	Dec-11	2,572,708.31	48,541.67	2,524,166.64
9	Jan-12	2,524,166.64	48,541.67	2,475,624.97
10	Feb-12	2,475,624.97	48,541.67	2,427,083.30
11	Mar-12	2,427,083.30	48,541.67	2,378,541.63
12	Apr-12	2,378,541.63	48,541.67	2,329,999.96
13	May-12	2,329,999.96	48,541.67	2,281,458.29
14	Jun-12	2,281,458.29	48,541.67	2,232,916.62
15	Jul-12	2,232,916.62	48,541.67	2,184,374.95
16	Aug-12	2,184,374.95	48,541.67	2,135,833.28
17	Sep-12	2,135,833.28	48,541.67	2,087,291.61
18	Oct-12	2,087,291.61	48,541.67	2,038,749.94
19	Nov-12	2,038,749.94	48,541.67	1,990,208.27
20	Dec-12	1,990,208.27	48,541.67	2,404,166.60
21	Jan-13	2,404,166.60	60,104.17	2,344,062.43
22	Feb-13	2,344,062.43	60,104.17	2,283,958.26
23	Mar-13	2,283,958.26	60,104.17	2,223,854.09
24	Apr-13	2,223,854.09	60,104.17	2,163,749.92
25	May-13	2,163,749.92	60,104.17	2,103,645.75
26	Jun-13	2,103,645.75	60,104.17	2,043,541.58
27	Jul-13	2,043,541.58	60,104.17	1,983,437.41
28	Aug-13	1,983,437.41	60,104.17	1,923,333.24
29	Sep-13	1,923,333.24	60,104.17	1,863,229.07
30	Oct-13	1,863,229.07	60,104.17	1,803,124.90
31	Nov-13	1,803,124.90	60,104.17	1,743,020.73
32	Dec-13	1,743,020.73	60,104.17	1,682,916.56
33	Jan-14	1,682,916.56	60,104.17	1,622,812.39
34	Feb-14	1,622,812.39	60,104.17	1,562,708.22
35	Mar-14	1,562,708.22	60,104.17	1,502,604.05
36	Apr-14	1,502,604.05	60,104.17	1,442,499.88
37	May-14	1,442,499.88	60,104.17	1,382,395.71
38	Jun-14	1,382,395.71	60,104.17	1,322,291.54
39	Jul-14	1,322,291.54	60,104.17	1,262,187.37
40	Aug-14	1,262,187.37	60,104.17	1,202,083.20
41	Sep-14	1,202,083.20	60,104.17	1,141,979.03
42	Oct-14	1,141,979.03	60,104.17	1,081,874.86
43	Nov-14	1,081,874.86	60,104.17	1,021,770.69
44	Dec-14	1,021,770.69	60,104.17	961,666.52
45	Jan-15	961,666.52	60,104.17	901,562.35
46	Feb-15	901,562.35	60,104.17	841,458.18
47	Mar-15	841,458.18	60,104.17	781,354.01
48	Apr-15	781,354.01	60,104.17	721,249.84
49	May-15	721,249.84	60,104.17	661,145.67
50	Jun-15	661,145.67	60,104.17	601,041.50
51	Jul-15	601,041.50	60,104.17	540,937.33
52	Aug-15	540,937.33	60,104.17	480,833.16
53	Sep-15	480,833.16	60,104.17	420,728.99
54	Oct-15	420,728.99	60,104.17	360,624.82
55	Nov-15	360,624.82	60,104.17	300,520.65
56	Dec-15	300,520.65	60,104.17	240,416.48
57	Jan-16	240,416.48	60,104.17	180,312.31
58	Feb-16	180,312.31	60,104.17	120,208.14
59	Mar-16	120,208.14	60,104.17	60,103.97
60	Apr-16	60,103.97	60,103.97	0.00

ATMOS ENERGY CORPORATION
AMORTIZATION SCHEDULE OF DEBT EXPENSE
RBS, ANNUAL ADMINISTRATIVE FEE
\$750 MILLION CREDIT FACILITY FOR PERIOD 05/31/12 - 04/30/13

05/21/13

Debt Expense: \$ 40,000.00
 Terms of Amort. (Mo.): 12 Dr. 4310 30121 002000
 Monthly Charge: 3,333.33 Cr. 1650 13035 002000

Period	Month	Beginning Balance	Charge	Ending Balance
1	May-12	40,000.00	3,333.33	36,666.67
2	Jun-12	36,666.67	3,333.33	33,333.33
3	Jul-12	33,333.33	3,333.33	30,000.00
4	Aug-12	30,000.00	3,333.33	26,666.67
5	Sep-12	26,666.67	3,333.33	23,333.33
6	Oct-12	23,333.33	3,333.33	20,000.00
7	Nov-12	20,000.00	3,333.33	16,666.67
8	Dec-12	16,666.67	3,333.33	13,333.33
9	Jan-13	13,333.33	3,333.33	10,000.00
10	Feb-13	10,000.00	3,333.33	6,666.67
11	Mar-13	6,666.67	3,333.33	3,333.33
12	Apr-13	3,333.33	3,333.33	0.00

	Global Values	TTCC Total Cost Centers Reporting	TRCC Total Regulated Operations CC Rollup	TUCC Total Utility Cost Centers	SSDI Shared Services w/Bluefire	TX01 West Texas Division	CKDI Colorado/Kansas Division	LACO LA Louisiana Division	MSDI Mississippi Division	MDI Mid States Division	MDTX Gas Division	NPTX Almos Pipeline - Texas CC Rollup	NUDI Total Non-Utility Cost Centers	MDTX + NPTX
Salary - Expense	183,724,881	183,724,881	183,724,881	164,603,727	68,756,483	9,176,588	8,317,658	10,932,784	19,827,616	12,987,119	43,605,168	5,248,858	13,872,265	48,852,357
Salary - Direct Capital	73,091,678	73,091,678	73,091,678	72,989,677	3,358,367	7,527,544	5,915,073	9,751,043	4,036,049	8,827,510	33,474,271	1,101,801	1,021,282	33,576,072
Salary - Overhead	45,282,659	45,282,659	45,282,659	44,251,986	1,427,673	3,275,417	3,916,215	3,420,821	5,082,252	6,566,964	21,389,728	1,021,282	1,021,282	22,410,990
Salary - Other Balance Sheet	1,699,350	1,699,350	1,699,350	1,699,350	473,703	56,711	88,349	86,059	113,485	331,469	539,584			539,584
Salary - Merchandising														0
Salary - Total	303,788,567	303,788,567	303,788,567	283,558,350	72,580,573	20,036,262	18,247,595	24,190,686	20,669,401	28,813,051	99,008,781	6,369,932	13,872,265	105,378,713
Salary Check Amount	303,788,567	303,788,567	303,788,567	283,558,350	72,580,573	20,036,262	18,247,595	24,190,686	20,669,401	28,813,051	99,008,781	6,369,932	13,872,265	105,378,713
Total Salary Difference from Exp/Cap														0
Percent Expensed Labor	60.48%	60.48%	60.48%	58.58%	58.05%	64.72%	45.80%	45.58%	45.19%	52.38%	45.07%	44.04%	52.37%	100.00%
Percent Capitalized Labor	26.16%	26.16%	26.16%	41.07%	41.60%	4.53%	54.07%	54.74%	47.33%	54.40%	55.72%	17.63%		
Percent Merchandising Labor														
Headcount	4,865	4,865	4,834	4,771	1,101	360	284	440	370	475	1,741	63	131	1,804
FTE	4,865	4,865	4,834	4,771	1,101	360	284	440	370	475	1,741	63	131	1,804
Percent of Employees	100.00%	100.00%	97.36%	96.09%	22.16%	7.25%	5.72%	8.86%	7.45%	9.57%	35.07%	1.27%	2.64%	38.33%
Medical and Dental	11,357	56,597,505	54,899,738	54,184,247	12,504,057	4,048,520	3,228,388	4,997,080	4,202,090	5,394,575	19,772,537	715,491	1,487,767	20,489,028
Basic Life Rate Per Month	.000442	1,611,348	1,537,769	1,503,983	385,020	109,272	99,785	129,307	109,631	152,624	525,143	33,796	73,579	559,929
LTD Annual Rate	.007400	2,248,109	2,145,454	2,086,317	537,170	148,269	135,032	179,011	152,954	213,217	732,685	47,137	102,655	779,802
RSP Match		12,085,204	10,901,090	10,661,290	2,424,180	808,760	715,040	974,460	473,060	1,426,610	5,638,980	239,600	1,184,114	4,078,760
RSP Other	200,000	200,000	194,723	192,188	44,350	14,502	11,440	17,724	14,904	19,134	70,131	2,638	5,277	72,669
FAS 87 (PAP Expense)	33,330,000	33,330,000	32,630,000	32,630,000	7,520,000	2,300,000	2,040,000	2,760,000	2,890,000	4,020,000	10,970,000	700,000		11,670,000
FAS 106 (Retiree Medical)	33,560,000	33,560,000	33,230,000	33,230,000	3,080,000	3,810,000	1,810,000	4,380,000	2,560,000	8,210,000	9,450,000	330,000		9,760,000
Benefit #1														
Benefit #2														
Pension Account Plan Other	308,000	308,000	299,874	299,968	68,300	22,332	17,618	27,295	22,653	25,498	108,002	3,908	8,126	119,910
FMLA Administration (Per EE Per Month)	1,970,000	1,17,373	114,276	112,786	26,028	8,510	6,714	10,402	8,747	11,229	41,157	1,489	3,097	42,647
STD Administration (Per EE Per Month)	3,960,000	235,937	229,712	229,712	52,320	17,107	13,468	20,909	17,682	22,572	82,732	2,994	6,226	85,726
Sub-Total (Benefit Plan Details)	140,083,478	140,083,478	137,212,597	135,135,492	28,821,405	11,324,292	8,071,513	13,475,188	10,551,920	17,494,827	45,591,347	2,077,144	2,870,640	47,668,490
Calc Benefits Rate	46.11%	46.11%	47.33%	47.66%	39.43%	56.52%	44.23%	55.70%	51.05%	60.74%	45.24%	45.24%	20.69%	45.24%
Benefits Rate	32.987,24%	32,987,24%	32,152,85%	24,624,51%	3,960,85%	2,091,20%	1,592,40%	2,952,31%	2,552,55%	4,555,16%	7,680,02%	7,328,13%	434,59%	
Benefits - Expense	80,450,944	80,450,944	77,580,109	75,208,661	27,110,498	5,186,517	3,678,308	5,089,987	5,527,595	7,867,930	19,724,965	2,373,442	2,870,842	22,098,428
Benefits - Capitalized	169,632,495	169,632,495	159,632,495	159,124,473	1,510,038	16,197,779	4,352,206	7,385,183	5,024,320	9,612,007	25,062,032	508,022		25,570,054
Benefits - Merchandising														0
Benefits - Total	100,000,000	140,083,439	137,212,597	134,331,133	28,621,374	11,324,295	8,071,513	13,475,180	10,551,915	17,469,837	44,787,018	2,881,464	2,870,842	47,668,482
Salary & Benefits - Total	1,000,000	443,682,008	427,138,879	417,887,484	101,211,947	31,360,557	26,319,409	37,665,866	31,221,318	48,012,889	143,785,799	9,251,396	16,743,127	153,047,195

Benefit's Loading Rates	combine MTX and APT benefit's plans and salary													
Medical and Dental	18.56%	18.94%	19.11%	17.23%	20.41%	17.68%	20.66%	20.38%	18.72%	19.44%	19.44%	10.72%		19.44%
Basic Life Rate Per Month	0.53%	0.53%	0.53%	0.53%	0.53%	0.53%	0.53%	0.53%	0.53%	0.53%	0.53%	0.53%		0.53%
LTD Annual Rate	0.74%	0.74%	0.74%	0.74%	0.74%	0.74%	0.74%	0.74%	0.74%	0.74%	0.74%	0.74%		0.74%
RSP Match	3.88%	3.76%	3.76%	3.76%	4.04%	3.92%	4.03%	2.29%	4.33%	3.87%	3.87%	8.54%		3.87%
RSP Other	0.07%	0.07%	0.07%	0.07%	0.07%	0.06%	0.07%	0.07%	0.07%	0.07%	0.07%	0.04%		0.07%
FAS 87 (PAP Expense)	10.97%	11.50%	11.51%	11.45%	11.45%	11.18%	11.53%	14.47%	11.13%	11.07%	11.07%	0.00%		11.07%
FAS 106 (Retiree Medical)	11.05%	11.58%	11.72%	6.97%	19.02%	9.92%	17.90%	12.39%	21.55%	9.28%	9.28%	0.00%		9.28%
Benefit #1														
Benefit #2														
Pension Account Plan Other	0.10%	0.10%	0.10%	0.10%	0.11%	0.10%	0.11%	0.11%	0.11%	0.11%	0.11%	0.06%		0.11%
FMLA Administration (Per EE Per Month)	0.04%	0.04%	0.04%	0.04%	0.04%	0.04%	0.04%	0.04%	0.04%	0.04%	0.04%	0.02%		0.04%
STD Administration (Per EE Per Month)	0.08%	0.08%	0.08%	0.07%	0.08%	0.07%	0.09%	0.09%	0.08%	0.08%	0.08%	0.04%		0.08%
Benefit's Loading Rate	46.11%	47.33%	47.66%	39.43%	56.52%	44.23%	55.70%	51.05%	60.74%	45.24%	45.24%	20.69%		45.24%
Check Rate	46.11%	47.33%	47.66%	39.43%	56.52%	44.23%	55.70%	51.05%	60.74%	45.24%	45.24%	20.69%		45.24%
s/b = 0	0.00%	0.00%	0.00%	0.00%	0.00%	0.00%	0.00%	0.00%	0.00%	0.00%	0.00%	0.00%		0.00%

18.60% Employee ins pl 20.11%
4.46% Plan contributions 5.00%

Worker's Comp	3,328,436	3,318,104	3,314,204	128,408	297,524	410,388	273,888	462,936	762,720	979,240	9,900	10,332	
Worker's Comp Rate	1.10%	1.14%	1.17%	0.18%	1.49%	2.25%	1.13%	2.24%	2.65%	0.99%	0.06%	0.07%	
Payroll Tax Rate	8.00%	8.00%	8.00%	8.00%	8.00%	8.00%	8.00%	8.00%	8.00%	8.00%	8.00%	8.00%	8.00%
Total Benefit's	55.21%	56.47%	56.83%	47.61%	66.00%	54.48%	64.84%	61.29%	71.36%	54.22%	53.90%	28.77%	53.24%
Expense Benefit's													
Medical and Dental	33,063,644	31,575,876		11,843,949	1,872,639	1,470,257	2,258,384	2,201,254	2,431,538			1,487,768	9,497,956
Basic Life Rate Per Month	974,476	900,898		364,695	48,673	44,118	57,987	57,430	68,884			73,579	259,111
LTD Annual Rate	1,359,564	1,256,909		508,812	67,907	61,553	80,902	80,124	96,105			102,655	361,505
RSP Match	7,398,853	6,214,739		2,296,185	370,421	325,943	440,398	247,811	643,117			1,184,115	1,880,864
RSP Other	117,273	111,996		42,008	6,642	5,215	8,010	7,803	8,624			5,277	33,688
FAS 87 (PAP Expense)	19,155,545	19,155,545		7,123,008	1,053,398	929,911	1,260,915	1,566,304	1,811,965			-	5,410,044
FAS 106 (Retiree Medical)	17,993,821	17,993,821		4,792,875	1,744,577	825,068	1,956,903	1,341,049	2,799,081			-	4,533,868
Benefit #1	-	-		-	-	-	-	-	-			-	-
Benefit #2	-	-		-	-	-	-	-	-			-	-
Pension Account Plan Other	180,600	172,474		64,894	10,228	8,031	12,336	12,024	13,282			8,126	51,880
FMLA Administration (Per EE Per Month)	68,823	65,726		24,554	3,898	3,050	4,701	4,582	5,061			3,097	19,770
STD Administration (Per EE Per Month)	138,345	132,120		49,557	7,835	6,152	9,450	9,210	10,174			6,225	39,741
Total	80,450,944	77,580,103		27,110,438	5,186,517	3,679,308	6,089,987	5,527,595	7,887,830			2,870,842	22,098,428
Check Amt	80,450,944	77,580,103		27,110,438	5,186,517	3,679,308	6,089,987	5,527,595	7,887,830			2,870,842	22,098,428
s/b = 0	-	-		-	-	-	-	-	-			-	-
Capital Benefit's													
Medical and Dental	23,323,845	23,323,845		660,094	2,215,982	1,755,132	2,738,693	2,000,834	2,963,040			-	10,990,069
Basic Life Rate Per Month	636,871	636,871		20,325	57,600	52,667	70,320	52,201	83,941			-	299,817
LTD Annual Rate	888,545	888,545		28,357	80,362	73,479	98,109	72,829	117,112			-	418,257
RSP Match	4,686,348	4,686,348		127,972	438,360	389,097	534,061	225,249	783,594			-	2,187,915
RSP Other	82,727	82,727		2,341	7,860	6,225	9,714	7,097	10,510			-	38,981
FAS 87 (PAP Expense)	14,174,445	14,174,445		395,984	1,246,602	1,110,089	1,529,084	1,423,695	2,208,037			-	6,259,954
FAS 106 (Retiree Medical)	15,566,173	15,566,173		267,119	2,065,024	984,932	2,373,094	1,218,950	3,410,923			-	5,246,131
Benefit #1	-	-		-	-	-	-	-	-			-	-
Benefit #2	-	-		-	-	-	-	-	-			-	-
Pension Account Plan Other	127,400	127,400		3,606	12,104	9,587	14,959	10,929	16,185			-	60,030
FMLA Administration (Per EE Per Month)	48,549	48,549		1,374	4,613	3,633	5,701	4,165	6,168			-	22,876
STD Administration (Per EE Per Month)	97,592	97,592		2,762	9,272	7,344	11,459	8,372	12,398			-	45,985
Total	59,632,495	59,632,495		1,510,936	6,137,779	4,392,206	7,385,193	5,024,320	9,612,007			-	25,570,054
Check Amt	59,632,495	59,632,495		1,510,936	6,137,779	4,392,206	7,385,193	5,024,320	9,612,007			-	25,570,054
s/b = 0	-	-		-	-	-	-	-	-			-	-
Other Balance Sheet - do I need this?													
Medical and Dental	318,368	318,368		81,598	11,572	17,384	17,777	23,071	62,058			-	104,907
Basic Life Rate Per Month	9,013	9,013		2,513	301	522	456	602	1,758			-	2,862
LTD Annual Rate	12,575	12,575		3,505	420	728	637	840	2,453			-	3,993
RSP Match	65,325	65,325		15,819	2,189	3,854	3,467	2,597	16,414			-	20,885
RSP Other	1,129	1,129		289	41	62	63	82	220			-	372
FAS 87 (PAP Expense)	198,921	198,921		49,073	6,510	10,995	9,925	16,417	46,245			-	59,755
FAS 106 (Retiree Medical)	204,535	204,535		33,020	10,784	9,755	15,404	14,056	71,439			-	50,078
Benefit #1	-	-		-	-	-	-	-	-			-	-
Benefit #2	-	-		-	-	-	-	-	-			-	-
Pension Account Plan Other	1,739	1,739		446	63	95	97	126	339			-	573
FMLA Administration (Per EE Per Month)	663	663		170	24	36	37	48	129			-	218
STD Administration (Per EE Per Month)	1,332	1,332		341	48	73	74	97	260			-	439
Total	813,600	813,600		186,774	32,053	43,503	47,938	57,935	201,314			-	244,083
Check Amt	813,600	813,600		186,774	32,053	43,503	47,938	57,935	201,314			-	244,083
s/b = 0	-	-		-	-	-	-	-	-			-	-

	TUCC Total Cost Centers - Reporting	TRCC Total Regulated Operations CC Rollup	TUCC Total Utility Cost Centers	SSDI Shared Services w/Blueflame	TXDI West Texas Division	CKDI Colorado/Ka nsas Division	LACO LA - Louisiana Division	MSDI Mississippi Division	MDDI Mid States Division	MDTX-Gas Division	1909 SS Dallas I/C Billing & Other	NPTX Atmos Pipeline - Texas CC Rollup	NUDI Total Non-Utility Cost Center	9891 AEC Elim
Workers Comp Insurance - 01221	3,328,438	3,318,104	3,314,204	128,408	297,624	410,388	273,888	482,936	762,720	978,240		3,900	10,382	
Cap Credit Workers Comp Insurance - 01225	(1,651,424)	(1,651,424)	(1,649,984)		(160,893)	(222,286)	(149,659)	(219,073)	(414,907)	(483,158)		(1,440)		

§
Company
Cost Center
Ending Bal
Kentucky Division - 009DIV

		October	November	December	January	February	March	April	May	June	July	August	September
Fiscal 2008	Gas stored underground-Current - P/L Stored Gas 1641-15901	7,634,545	8,138,979	6,905,708	5,889,079	4,211,127	1,778,361	(26,252)	1,371,322	3,612,431	6,414,707	9,146,116	11,163,815
	Gas stored underground-Current - East Diamond Storage Facility 1641-16006	10,184,030	11,823,092	9,488,793	7,078,719	4,661,581	2,381,222	(29,852)	2,377,321	5,220,607	8,206,065	11,311,540	13,522,585
	Gas stored underground-Current - Bon Harbor Storage 1641-16013	5,841,371	5,859,625	5,859,625	5,203,996	3,906,429	2,249,821	1,627,671	1,693,010	3,428,833	6,250,489	6,858,457	7,598,441
	Gas stored underground-Current - Grandview Storage 1641-16014	2,198,302	2,197,069	2,191,877	1,753,071	1,430,418	1,104,951	1,107,207	1,643,701	2,055,293	2,403,158	2,820,015	2,881,733
	Gas stored underground-Current - Hickory Storage 1641-16015	3,162,928	3,222,636	3,270,624	3,268,803	2,384,072	1,387,973	1,287,741	1,755,491	2,050,236	2,048,582	3,091,571	4,087,839
	Gas stored underground-Current - Kirkwood Storage 1641-16016	2,130,238	2,130,238	2,130,238	1,797,546	1,517,350	1,076,903	900,258	899,640	1,452,561	2,219,446	2,219,446	2,378,900
	Gas stored underground-Current - St. Charles Storage 1641-16017	19,430,581	19,430,581	18,843,679	16,673,549	13,844,958	9,849,934	3,511,848	6,150,189	12,043,842	21,958,099	23,309,113	24,646,625
	Gas Stored Underground	50,381,996	52,802,218	48,691,544	41,763,863	31,748,035	19,801,065	8,378,421	15,790,674	29,873,803	49,500,646	56,356,689	66,049,939
	Miscellaneous current and accr - Texas Gas Imbalance 2420-27384	5,759,521	(904,559)	5,328,671	13,519,593	26,201,354	35,381,002	46,647,626	37,302,557	40,836,405	32,026,005	22,973,161	15,291,388
	Miscellaneous current and accr - Storage Imbalance 1740-27387	(486,565)	(643,882)	(780,810)	(736,654)	(607,354)	(951,244)	(789,749)	(685,245)	(621,041)	(699,363)	(737,448)	(408,441)
	residual	44,133,910	53,062,915	42,582,062	27,507,606	4,937,327	(16,531,181)	(39,058,955)	(22,197,128)	(11,383,643)	16,775,259	34,646,049	50,350,110
Fiscal 2009	Gas stored underground-Current - P/L Stored Gas 1641-15901	12,012,907	12,341,133	10,240,188	8,062,631	5,304,173	3,589,947	1,903,634	2,163,679	2,663,559	3,424,437	3,679,968	4,342,288
	Gas stored underground-Current - East Diamond Storage Facility 1641-16006	15,463,220	17,245,512	13,810,579	10,281,142	5,711,705	3,505,769	(43,687)	825,014	1,711,243	2,802,074	3,524,148	4,329,631
	Gas stored underground-Current - Bon Harbor Storage 1641-16013	7,693,216	7,693,216	6,181,265	3,810,388	2,822,635	2,304,099	2,002,460	2,002,460	2,170,253	2,558,828	2,907,132	3,236,809
	Gas stored underground-Current - Grandview Storage 1641-16014	2,688,566	2,688,575	2,432,573	1,896,813	1,437,128	1,236,266	1,501,861	180,908	247,012	400,224	536,225	666,866
	Gas stored underground-Current - Hickory Storage 1641-16015	4,258,274	4,257,665	4,253,423	3,501,909	2,533,031	1,950,566	1,870,576	976,812	1,074,571	1,305,484	1,977,199	1,884,009
	Gas stored underground-Current - Kirkwood Storage 1641-16016	2,860,736	2,860,736	2,483,286	2,403,581	1,630,756	1,020,250	841,249	659,026	711,464	841,316	962,832	1,058,620
	Gas stored underground-Current - St. Charles Storage 1641-16017	24,940,743	24,940,743	23,389,558	19,861,011	16,302,474	5,169,358	(2,039,801)	84,739	861,863	2,563,555	4,769,922	6,239,940
	Gas Stored Underground	69,816,652	71,727,080	62,789,872	49,797,476	36,849,901	18,786,359	6,036,291	6,892,626	9,239,666	14,695,918	18,079,316	21,757,155
	Miscellaneous current and accr - Texas Gas Imbalance 2420-27384	8,194,558	3,724,471	7,712,167	11,161,105	15,494,152	9,579,575	9,030,599	11,558,292	8,229,792	4,893,015	4,467,894	3,839,669
	Miscellaneous current and accr - Storage Imbalance 1740-27387	(342,912)	(342,912)	(319,757)	(253,539)	(297,075)	(135,045)	(178,087)	(123,203)	(123,203)	(262,903)	(275,337)	(266,610)
	residual	61,081,193	67,659,697	54,757,548	38,382,833	21,150,674	9,081,738	(3,172,376)	(4,788,869)	778,644	9,539,999	13,335,035	17,551,685
Fiscal 2010	Gas stored underground-Current - P/L Stored Gas 1641-15901	4,906,920	5,536,418	5,054,131	3,942,307	2,888,053	847,589	501,628	1,234,026	1,817,545	2,592,373	3,405,106	4,184,336
	Gas stored underground-Current - East Diamond Storage Facility 1641-16006	5,022,977	5,982,008	4,790,522	3,569,320	2,328,115	1,216,061	397,431	1,248,877	2,255,408	3,335,393	4,455,126	5,554,204
	Gas stored underground-Current - Bon Harbor Storage 1641-16013	3,529,999	3,892,265	3,434,060	2,546,466	1,584,857	785,619	213,511	213,511	735,014	1,296,638	1,877,935	2,574,999
	Gas stored underground-Current - Grandview Storage 1641-16014	781,163	921,982	810,276	597,295	271,721	181,170	45,024	207,542	382,535	570,034	764,785	944,306
	Gas stored underground-Current - Hickory Storage 1641-16015	2,054,004	2,264,201	1,996,451	1,477,717	819,767	454,549	121,282	363,494	623,084	901,268	1,100,126	1,456,926
	Gas stored underground-Current - Kirkwood Storage 1641-16016	1,152,817	1,165,600	1,028,368	762,479	474,516	363,642	63,642	183,214	310,786	447,782	569,714	721,341
	Gas stored underground-Current - St. Charles Storage 1641-16017	7,250,183	8,499,642	7,498,981	5,580,641	3,460,864	1,717,842	468,360	1,910,888	3,455,415	5,112,454	6,830,686	8,424,701
	Gas Stored Underground	24,700,133	28,262,117	24,841,788	18,446,225	12,028,903	5,436,246	1,719,058	5,361,553	9,580,816	14,255,952	19,114,477	23,860,813
	Miscellaneous current and accr - Texas Gas Imbalance 2420-27384	2,483,323	1,757,378	1,984,647	5,781,577	10,303,366	13,456,264	15,888,621	11,342,994	12,197,963	8,447,135	4,025,745	1,095,266
	Miscellaneous current and accr - Storage Imbalance 1740-27387	(206,417)	(314,597)	(292,916)	(491,705)	(782,636)	(608,538)	(497,486)	(236,926)	(282,079)	(320,759)	(262,487)	(437,324)
	residual	22,016,393	26,190,142	22,364,226	12,172,943	942,900	(8,626,557)	(14,667,019)	(6,218,371)	(2,899,228)	5,488,068	14,252,235	22,328,221
Fiscal 2011	Gas stored underground-Current - P/L Stored Gas 1641-15901	5,004,130	5,378,694	4,749,745	3,180,779	2,169,462	1,406,349	387,619	1,242,042	1,936,276	2,706,423	3,211,904	3,918,588
	Gas stored underground-Current - East Diamond Storage Facility 1641-16006	5,499,238	7,042,953	5,042,007	4,507,302	2,639,451	1,424,270	370,856	1,269,282	2,603,813	3,563,518	4,486,024	5,387,900
	Gas stored underground-Current - Bon Harbor Storage 1641-16013	3,044,771	3,256,165	2,793,385	2,038,842	1,312,741	658,480	171,343	571,155	1,165,098	1,587,636	2,002,522	2,403,780
	Gas stored underground-Current - Grandview Storage 1641-16014	1,100,094	1,207,512	1,031,874	766,902	483,137	239,260	61,116	217,277	448,965	614,340	776,355	932,281
	Gas stored underground-Current - Hickory Storage 1641-16015	1,590,286	1,860,148	1,584,751	1,180,196	743,488	370,968	96,061	327,651	671,673	916,672	1,157,004	1,389,448
	Gas stored underground-Current - Kirkwood Storage 1641-16016	836,098	914,880	784,872	585,524	368,881	185,059	48,203	182,150	331,374	451,798	570,041	684,400
	Gas stored underground-Current - St. Charles Storage 1641-16017	9,813,385	10,766,405	9,236,281	6,890,210	4,340,595	2,177,234	568,592	1,945,441	3,993,636	5,430,860	6,681,695	8,255,532
	Gas Stored Underground	27,948,001	30,414,758	26,222,915	19,194,755	12,267,766	6,461,688	1,701,590	5,734,997	11,150,836	16,281,248	19,085,545	22,981,929
	Miscellaneous current and accr - Texas Gas Imbalance 2420-27384	523,383	325,110	1,375,632	7,602,211	11,177,803	12,045,987	14,658,494	11,253,060	11,050,697	8,357,044	6,237,466	3,983,157
	Miscellaneous current and accr - Storage Imbalance 1740-27387	(325,987)	(287,923)	(245,667)	(647,282)	(538,748)	(448,474)	(317,065)	(458,310)	(670,631)	(410,783)	(249,414)	(265,671)
	residual	27,089,631	29,801,724	24,601,617	10,945,312	541,206	(6,032,862)	(13,274,969)	(5,976,373)	(470,492)	6,512,441	12,598,665	19,733,101
Fiscal 2012	Gas stored underground-Current - P/L Stored Gas 1641-15901	4,588,208	5,113,607	4,737,935	4,036,403	2,480,048	1,370,891	717,751	808,502	1,193,007	1,584,160	1,996,705	2,556,557
	Gas stored underground-Current - East Diamond Storage Facility 1641-16006	6,216,569	7,038,474	6,824,475	5,116,706	3,811,518	1,880,997	1,680,997	1,860,097	2,283,981	2,768,323	3,321,325	3,933,249
	Gas stored underground-Current - Bon Harbor Storage 1641-16013	2,772,468	3,137,217	3,137,217	3,137,217	3,137,217	3,137,217	3,137,217	3,137,217	3,137,217	3,137,217	3,137,217	3,137,217
	Gas stored underground-Current - Grandview Storage 1641-16014	1,071,285	1,213,103	1,027,579	594,650	361,668	306,901	269,970	344,310	433,714	536,570	649,202	649,202
	Gas stored underground-Current - Hickory Storage 1641-16015	1,603,213	1,814,677	1,538,364	892,064	844,384	461,858	406,649	406,649	516,746	648,884	799,683	966,633
	Gas stored underground-Current - Kirkwood Storage 1641-16016	789,477	890,468	826,859	659,688	473,326	234,596	238,933	290,125	351,488	421,583	495,143	495,143
	Gas stored underground-Current - St. Charles Storage 1641-16017	9,537,040	10,795,696	9,990,494	8,091,413	5,719,465	3,439,006	2,387,361	2,887,361	3,506,842	4,249,890	5,097,906	6,036,465
	Gas Stored Underground	26,848,261	30,003,612	27,782,924	22,739,962	17,027,806	11,362,668	9,537,978	9,628,829	11,272,228	13,173,476	15,310,007	17,777,466
	Miscellaneous current and accr - Texas Gas Imbalance 2420-27384	1,503,388	1,295,550	1,668,569	2,802,239	4,086,170	5,058,955	5,924,803	6,155,391	6,522,604	5,111,589	3,414,661	3,102,012
	Miscellaneous current and accr - Storage Imbalance 1740-27387	(260,829)	(233,026)	(227,755)	(346,821)	(330,314)	(398,452)	(245,098)	(197,262)	(149,260)	(272,473)	(251,488)	(197,833)
	residual	24,734,043	28,474,934	25,785,604	19,590,922	11,611,322	5,904,261	3,358,080	3,275,175	4,600,364	7,739,414	11,643,861	14,477,521
Fiscal 2013	Gas stored underground-Current - P/L Stored Gas 1641-15901	3,032,291	3,311,842	2,813,608	2,425,007	1,384,484	1,384,484	0	0	0	0	0	0
	Gas stored underground-Current - East Diamond Storage Facility 1641-16006	4,457,658	5,063,657	4,695,214	3,627,593	2,743,044	2,743,044	0	0	0	0	0	0
	Gas stored underground-Current - Bon Harbor Storage 1641-16013	3,137,217	3,137,217	2,902,226	2,352,570								

\$
Company
Cost Center
Ending Bal
Kentucky Division - 009DIV

	October	November	December	January	February	March	April	May	June	July	August	September
Miscellaneous current and accr - Texas Gas Imbalance 2420-27384	2,262,999	978,728	3,220,681	4,231,678	8,394,818	8,394,818	0	0	0	0	0	0
Miscellaneous current and accr - Storage Imbalance 1740-27387	(121,858)	(55,141)	(177,411)	(302,612)	(275,596)	(275,596)	0	0	0	0	0	0
residual	17,501,550	21,020,018	16,765,988	11,968,711	2,697,334	(389,374)	-	-	-	-	-	-
Gas Stored Underground												
Fiscal 2008	50,381,996	52,802,218	48,691,544	41,763,863	31,746,035	19,801,065	8,378,421	15,790,674	29,673,803	49,500,546	58,358,659	66,049,939
Fiscal 2009	69,518,652	71,727,080	62,789,872	49,797,476	36,941,901	12,796,359	6,036,291	6,692,626	9,239,666	14,695,918	18,079,316	21,757,165
Fiscal 2010	22,010,393	26,190,142	22,364,226	12,172,843	942,900	(8,625,557)	(14,667,019)	(6,218,371)	(2,899,226)	5,488,058	14,826,235	22,328,221
Fiscal 2011	27,848,001	30,414,758	26,222,916	19,194,755	12,257,756	6,461,588	1,701,590	5,734,997	11,150,836	15,281,248	19,085,545	22,981,929
Fiscal 2012	26,548,261	30,003,512	27,782,924	22,739,992	17,027,806	11,362,668	9,537,978	9,628,829	11,272,228	13,173,476	15,310,007	17,777,466
Fiscal 2013	19,686,408	22,053,887	20,164,079	16,503,002	11,367,748	8,281,041	-	-	-	-	-	-
Current Model	22,692,367	20,878,113	16,871,661	11,769,993	6,932,387	3,857,693	6,858,032	10,031,911	13,230,808	16,461,547	19,708,966	22,948,803
Miscellaneous current and accr - Texas Gas Imbalance 2420-27384												
Fiscal 2008	5,270,956	(1,648,421)	4,547,661	12,782,929	25,594,000	34,429,753	45,857,677	36,617,312	40,015,365	31,326,622	22,235,713	14,882,947
Fiscal 2009	7,851,646	3,381,560	7,392,410	10,907,566	15,197,077	9,444,529	8,862,532	11,435,089	7,999,563	4,530,112	4,192,507	3,672,259
Fiscal 2010	2,276,906	1,442,781	1,691,731	5,289,873	9,520,730	12,847,726	15,391,165	11,106,065	11,915,864	3,126,375	3,763,249	657,944
Fiscal 2011	197,396	37,187	1,129,966	6,954,979	10,639,055	11,587,513	14,342,429	10,794,750	10,460,065	7,948,280	5,988,052	3,717,485
Fiscal 2012	1,242,559	1,062,522	1,341,814	2,455,418	3,755,866	4,659,603	5,679,707	5,958,129	6,373,343	4,839,116	3,163,175	2,904,079
Fiscal 2013	2,141,141	923,587	3,043,270	3,929,066	8,119,221	8,119,221	-	-	-	-	-	-
Current Model	1,572,213	3,510,881	6,280,407	9,049,933	11,265,554	14,035,080	12,308,171	10,500,756	8,678,085	6,837,271	4,985,954	3,140,957
residual												
Fiscal 2008	44,132,910	53,062,915	42,582,062	27,507,606	4,937,327	(16,531,181)	(39,058,956)	(22,197,128)	(11,383,643)	16,775,268	34,646,049	50,350,110
Fiscal 2009	61,081,183	67,659,697	54,757,948	38,362,852	21,150,674	9,081,736	(3,172,376)	(4,786,869)	778,644	9,539,999	13,335,035	17,551,685
Fiscal 2010	22,010,393	26,190,142	22,364,226	12,172,843	942,900	(8,625,557)	(14,667,019)	(6,218,371)	(2,899,226)	5,488,058	14,826,235	22,328,221
Fiscal 2011	27,098,631	29,801,724	24,601,617	10,946,312	541,206	(6,032,862)	(13,274,969)	(5,876,373)	(470,492)	6,513,441	12,596,665	18,733,101
Fiscal 2012	26,548,261	30,003,512	27,782,924	22,739,982	17,027,806	11,362,668	9,537,978	9,628,829	11,272,228	13,173,476	15,310,007	17,777,466
Fiscal 2013	17,501,550	21,020,018	16,765,988	11,968,711	2,697,334	(389,374)	-	-	-	-	-	-
Current Model	17,711,858	21,120,154	17,367,231	10,591,254	2,720,049	(4,333,167)	(10,177,367)	(5,451,139)	(466,646)	4,552,723	9,624,276	14,722,012

ATMOS ENERGY CORPORATION
Allocation of Atmos Corporate (Co. # 10) Cost Based on 12 Month Period Ended 9/30/12

	30	60	30	20	50	70	80	180	212	232	233	303	234 has the highest term Remainder 234	
ALL COMPANIES														
A. Composite Allocation Factor:	Total	West Tex Div	COVS Div	LA Div 067	LA Div 077	Kentucky/ MidStates Div	Mississippi Div	Mid-Tex Div	Atmos PL	AEM	UCG Storage	WKG Storage	TLOP	Remaining non reg
Gross Direct PP&E	\$ 7,202,161,629	508,797,717	465,694,921	178,307,236	494,319,819	838,070,385	435,562,797	2,909,762,764	1,280,759,006	34,833,311	\$ 527,188	14,323,414	25,433,871	14,749,000
Average Number of Customers	# 3,020,654	297,023	240,328	73,346	270,431	326,604	248,848	1,570,999	350	1,118		7		-
Total O&M Expense *	\$ 341,238,968	27,206,253	23,712,916	10,289,511	22,111,378	37,120,535	31,477,148	98,525,278	62,992,567	21,890,853	378,612	568,688	1,488,914	5,853,355
(* w/o Allocation)														
Total Composite Factor														
Gross Direct PP&E	% 100.00%	6.99%	6.47%	2.48%	6.86%	11.64%	6.05%	40.40%	17.78%	0.48%	0.12%	0.20%	0.35%	0.20%
Average Number of Customers	% 100.00%	9.81%	7.93%	2.42%	8.93%	10.78%	8.22%	51.86%	0.01%	0.04%	0.00%	0.00%	0.00%	0.00%
Total O&M Expense	% 100.00%	7.96%	6.95%	3.02%	6.48%	10.88%	9.22%	28.87%	18.46%	6.42%	0.11%	0.11%	0.58%	1.14%
Total Composite Factor for FY 2013	% 100.00%	8.25%	7.12%	2.64%	7.42%	11.10%	7.82%	40.38%	12.08%	2.31%	0.05%	0.10%	0.24%	0.45%
UTILITY ONLY														
Gross Direct PP&E	\$ 5,825,516,639	508,797,717	465,694,921	178,307,236	494,319,819	838,070,385	435,562,797	2,909,762,764						
Average Number of Customers	# 3,027,879	297,023	240,328	73,346	270,431	326,604	248,848	1,570,999						
Total O&M Expense *	\$ 250,443,018	27,206,253	23,712,916	10,289,511	22,111,378	37,120,535	31,477,148	98,525,278						
(* w/o Allocation)														
Total Composite Factor														
Gross Direct PP&E	% 100.00%	8.64%	7.99%	3.06%	8.49%	14.39%	7.48%	49.95%						
Average Number of Customers	% 100.00%	9.81%	7.94%	2.42%	8.93%	10.79%	8.22%	51.80%						
Total O&M Expense	% 100.00%	10.86%	9.47%	4.11%	8.53%	14.82%	12.57%	39.34%						
Total Composite Factor for FY 2013	% 100.00%	9.77%	8.47%	3.20%	8.75%	13.33%	9.42%	47.06%						
REGULATED ONLY														
Gross Direct PP&E	\$ 7,106,274,645	508,797,717	465,694,921	178,307,236	494,319,819	838,070,385	435,562,797	2,909,762,764	1,280,759,006					
Average Number of Customers	# 3,027,929	297,023	240,328	73,346	270,431	326,604	248,848	1,570,999	350					
Total O&M Expense *	\$ 313,435,584	27,206,253	23,712,916	10,289,511	22,111,378	37,120,535	31,477,148	98,525,278	62,992,567					
(* w/o Allocation)														
Total Composite Factor														
Gross Direct PP&E	% 100.00%	7.09%	6.55%	2.51%	6.96%	11.79%	6.13%	48.95%	18.02%					
Average Number of Customers	% 100.00%	9.81%	7.94%	2.42%	8.93%	10.79%	8.22%	51.88%	0.01%					
Total O&M Expense	% 100.00%	8.69%	7.57%	3.29%	7.65%	11.84%	10.04%	31.45%	20.10%					
Total Composite Factor for FY 2013	% 100.00%	8.53%	7.35%	2.74%	7.65%	11.47%	8.13%	41.42%	12.71%					

ATMOS ENERGY CORPORATION
Allocation of Atmos Corporate (Co. # 19) Cost Based on 12 Month Period Ended 9/30/12

		30	60	20	20	50	70	80	180	212	232	233	503	234 has the highest term Remainder
REGULATED AND 303														
Gross Direct PP&E	\$	7,129,728,516	503,797,717	465,694,921	178,397,236	494,319,819	838,070,383	435,562,797	2,909,762,764	1,280,759,066				23,453,871
Average Number of Customers	#	3,827,936	297,623	240,328	73,346	270,431	326,604	248,848	1,570,969	350				7
Total O&M Expense *	\$	314,724,498	27,206,253	23,712,916	10,289,511	22,111,378	37,120,533	31,477,148	98,525,278	62,992,567				1,288,914
(* w/o Allocation)														
Gross Direct PP&E	%	100.00%	7.08%	6.53%	2.50%	6.93%	11.75%	6.11%	40.51%	17.06%				0.33%
Average Number of Customers	%	100.00%	9.51%	7.94%	2.42%	8.93%	10.79%	8.22%	51.88%	0.01%				0.00%
Total O&M Expense	%	100.00%	8.64%	7.53%	3.27%	7.03%	11.79%	10.00%	31.31%	20.02%				0.41%
Total Composite Factor for FY 2013	%	100.00%	8.53%	7.33%	2.73%	7.63%	11.44%	8.11%	41.33%	12.66%				0.25%
WT MS COKS														
Gross Direct PP&E	\$	1,405,655,434	503,797,717	465,694,921				435,562,797						
Average Number of Customers	#	786,199	297,623	240,328				248,848						
Total O&M Expense *	\$	82,396,317	27,206,253	23,712,916				31,477,148						
(* w/o Allocation)														
Gross Direct PP&E	%	100.00%	35.86%	33.14%	0.00%	0.00%	0.00%	37.00%	0.00%	0.00%				
Average Number of Customers	%	100.00%	37.78%	30.57%	0.00%	0.00%	0.00%	31.65%	0.00%	0.00%				
Total O&M Expense	%	100.00%	33.02%	28.78%	0.00%	0.00%	0.00%	38.20%	0.00%	0.00%				
Total Composite Factor for FY 2013	%	100.00%	34.55%	30.83%	0.00%	0.00%	0.00%	33.62%	0.00%	0.00%				
LA														
Gross Direct PP&E	\$	672,627,055			178,397,236	494,319,819								
Average Number of Customers	#	343,772			73,346	270,431								
Total O&M Expense *	\$	32,400,888			10,289,511	22,111,378								
(* w/o Allocation)														
Gross Direct PP&E	%	100.00%	0.00%	0.00%	26.51%	73.49%	0.00%	0.00%	0.00%	0.00%				
Average Number of Customers	%	100.00%	0.00%	0.00%	21.34%	78.66%	0.00%	0.00%	0.00%	0.00%				
Total O&M Expense	%	100.00%	0.00%	0.00%	31.76%	68.24%	0.00%	0.00%	0.00%	0.00%				
Total Composite Factor for FY 2013	%	100.00%	0.00%	0.00%	26.54%	73.46%	0.00%	0.00%	0.00%	0.00%				
Atmos 6														
Gross Direct PP&E	\$	2,915,752,875	503,797,717	465,694,921	178,397,236	494,319,819	838,070,383	435,562,797						
Average Number of Customers	#	1,456,580	297,623	240,328	73,346	270,431	326,604	248,848						
Total O&M Expense *	\$	151,517,740	27,206,253	23,712,916	10,289,511	22,111,378	37,120,533	31,477,148						
(* w/o Allocation)														
Gross Direct PP&E	%	100.00%	17.28%	15.97%	6.13%	16.95%	28.74%	14.94%						
Average Number of Customers	%	100.00%	20.59%	16.50%	5.04%	18.57%	24.43%	17.88%						
Total O&M Expense	%	100.00%	17.92%	15.61%	6.77%	14.58%	24.43%	20.72%						
Total Composite Factor for FY 2013	%	100.00%	18.52%	16.03%	5.98%	16.69%	25.20%	17.58%						
Texas only														
Gross Direct PP&E	\$	4,694,319,487	503,797,717					2,909,762,764	1,280,759,066					
Average Number of Customers	#	1,868,372	297,623					1,570,969	350					
Total O&M Expense *	\$	189,724,697	27,206,253					98,525,278	62,992,567					
(* w/o Allocation)														
Gross Direct PP&E	%	100.00%	10.74%					61.98%	27.28%					
Average Number of Customers	%	100.00%	15.90%					84.05%	0.02%					
Total O&M Expense	%	100.00%	14.41%					52.21%	33.28%					
Total Composite Factor for FY 2013	%	100.00%	13.68%					66.09%	20.23%					

ATMOS ENERGY CORPORATION
Allocation of Atmos Corporate (Co. # 10) Cost Based on 12 Month Period Ended 9/30/12

	30	60	20	20	50	70	80	180	212	232	233	203	234 has the highest rem Reminder
TEXAS ONLY REGULATED													
	Total	West Tex Div	CO/KS Div	LA Div 007	LA Div 077	Kentucky/ MidStates Div	Mississippi Div	Mid-Tex Div					
Gross Direct PP&E	\$ 3,413,560,481	503,797,717						2,909,762,764					
Average Number of Customers	# 1,568,022	297,625						1,570,999					
Total O&M Expense *	\$ 125,731,531	27,206,253						98,525,278					
(* w/o Allocation)													
Total Composite Factor													
Gross Direct PP&E	% 100.00%	14.76%	0.00%	0.00%	0.00%	0.00%	0.00%	85.24%					
Average Number of Customers	% 100.00%	18.90%	0.00%	0.00%	0.00%	0.00%	0.00%	84.10%					
Total O&M Expense	% 100.00%	21.64%	0.00%	0.00%	0.00%	0.00%	0.00%	78.36%					
Total Composite Factor for FY 2013	% 100.00%	17.43%	0.00%	0.00%	0.00%	0.00%	0.00%	82.57%					
COMPOSITE REGULATED + TLGP													
	Total	West Tex Div	CO/KS Div	LA Div 007	LA Div 077	Kentucky/ MidStates Div	Mississippi Div	Mid-Tex Div					
Gross Direct PP&E	\$ 5,848,969,510	503,797,717	465,694,921	178,307,236	494,319,819	838,070,385	435,562,797	2,909,762,764					23,453,871
Average Number of Customers	# 3,027,596	297,625	240,328	73,346	270,431	326,604	248,846	1,570,999					7
Total O&M Expense *	\$ 281,731,931	27,206,253	23,712,916	10,589,511	22,111,578	37,120,535	31,477,148	98,525,278					1,288,914
(* w/o Allocation)													
Total Composite Factor													
Gross Direct PP&E	% 100.00%	10.10%	6.47%	3.02%	8.45%	14.33%	7.45%	49.75%					0.40%
Average Number of Customers	% 100.00%	9.83%	7.93%	2.42%	8.93%	10.73%	8.22%	51.89%					0.60%
Total O&M Expense	% 100.00%	10.81%	9.42%	4.09%	8.75%	14.75%	13.50%	39.14%					0.51%
Total Composite Factor for FY 2013	% 100.00%	10.24%	7.94%	3.19%	8.72%	13.29%	9.39%	46.93%					0.36%
COLORADO, LOUISIANA & MISSISSIPPI													
A. Composite Allocation Factor:	Total	West Tex Div	CO/KS Div	LA Div 007	LA Div 077	Kentucky/ MidStates Div	Mississippi Div						
Gross Direct PP&E	\$ 1,573,884,773		465,694,921	178,307,236	494,319,819		435,562,797						
Average Number of Customers	# 831,953		240,328	73,346	270,431		248,846						
Total O&M Expense *	\$ 87,590,952		23,712,916	10,589,511	22,111,578		31,477,148						
(* w/o Allocation)													
Total Composite Factor													
Gross Direct PP&E	% 100.00%	0.00%	29.59%	11.33%	31.41%	0.00%	27.67%						
Average Number of Customers	% 100.00%	0.00%	28.84%	8.81%	32.47%	0.00%	29.88%						
Total O&M Expense	% 100.00%	0.00%	27.07%	11.78%	27.24%	0.00%	35.94%						
Total Composite Factor for FY 2013	% 100.00%	0.00%	28.50%	10.63%	29.71%	0.00%	31.16%						

ATMOS ENERGY CORPORATION
Allocation of Atmos Corporate (Co. # 10) Cost Based on 13 Month Period Ended 9/30/12

234 has the highest rem
Reminder
234

ALL COMPANIES		30	60	20	20	50	70	80	180	212	232	233	303	234	
A. Composite Allocation Factor															
		Total	West Tex Div	COXKS Div	LA Div 507	LA Div 977	Kentucky/ MidStates Div	Mississippi Div	Mid-Tex Div	Atmos PL	AIDM	UCG Storage	WKG Storage	TLGP	Remaining non reg
Gross Direct PP&E	\$	7,388,488,691	503,797,717	465,694,921	178,307,236	494,319,819	1,024,397,448	435,562,797	2,909,762,764	1,280,759,605	34,835,511	8,527,188	14,223,414	25,435,871	14,745,000
Average Number of Customers	#	3,089,509	297,023	240,323	73,346	270,431	386,056	248,848	1,570,999	350	1,118			7	-
Total O&M Expense *	\$	146,966,664	27,266,253	23,712,916	10,289,511	22,111,378	42,851,207	31,477,148	98,526,278	62,992,567	25,830,853	578,655	868,588	1,288,914	5,973,259
(* w/o Allocation)															
Total Composite Factor															
Gross Direct PP&E	%	100.00%	6.83%	6.30%	2.41%	6.69%	13.86%	5.90%	39.28%	17.33%	0.47%	0.11%	0.19%	0.32%	0.20%
Average Number of Customers	%	100.00%	9.61%	7.78%	2.37%	8.76%	12.50%	8.06%	50.87%	0.01%	0.04%	0.00%	0.00%	0.00%	0.00%
Total O&M Expense	%	100.00%	7.83%	6.83%	2.97%	6.37%	12.35%	9.07%	28.40%	18.16%	6.31%	0.11%	0.11%	0.37%	1.12%
Total Composite Factor for FY 2013	%	100.00%	8.10%	6.97%	2.58%	7.27%	12.90%	7.68%	39.55%	11.83%	2.27%	0.08%	0.10%	0.33%	0.44%
UTILITY ONLY															
Gross Direct PP&E	\$	6,011,842,702	503,797,717	465,694,921	178,307,236	494,319,819	1,024,397,448	435,562,797	2,909,762,764						
Average Number of Customers	#	3,087,031	297,023	240,323	73,346	270,431	386,056	248,848	1,570,999						
Total O&M Expense *	\$	256,175,699	27,266,253	23,712,916	10,289,511	22,111,378	42,851,207	31,477,148	98,526,278						
(* w/o Allocation)															
Gross Direct PP&E	%	100.00%	8.37%	7.75%	2.97%	8.22%	17.04%	7.28%	48.40%						
Average Number of Customers	%	100.00%	9.61%	7.78%	2.38%	8.76%	12.51%	8.06%	50.89%						
Total O&M Expense	%	100.00%	10.61%	9.26%	4.02%	8.63%	16.73%	12.29%	38.46%						
Total Composite Factor for FY 2013	%	100.00%	9.52%	8.27%	3.12%	8.54%	15.43%	9.20%	45.92%						
REGULATED ONLY															
Gross Direct PP&E	\$	7,292,601,708	503,797,717	465,694,921	178,307,236	494,319,819	1,024,397,448	435,562,797	2,909,762,764	1,280,759,605					
Average Number of Customers	#	3,087,581	297,023	240,323	73,346	270,431	386,056	248,848	1,570,999	350					
Total O&M Expense *	\$	319,166,256	27,266,253	23,712,916	10,289,511	22,111,378	42,851,207	31,477,148	98,526,278	62,992,567					
(* w/o Allocation)															
Gross Direct PP&E	%	100.00%	6.99%	6.39%	2.45%	6.78%	14.05%	5.97%	39.80%	17.56%					
Average Number of Customers	%	100.00%	9.63%	7.78%	2.38%	8.76%	12.50%	8.06%	50.88%	0.01%					
Total O&M Expense	%	100.00%	8.52%	7.43%	3.23%	6.93%	13.43%	9.96%	30.87%	19.74%					
Total Composite Factor for FY 2013	%	100.00%	8.35%	7.20%	2.69%	7.49%	13.33%	7.96%	40.55%	12.44%					

ATMOS ENERGY CORPORATION
Allocation of Atmos Corporate (Co. # 10) Cost Based on 12 Month Period Ended 9/30/12

		30	50	50	20	50	70	80	180	212	232	233	303	234 has the highest rem Remainder
REGULATED AND 303														
Gross Direct PP&E	\$	7,316,055,579	503,797,717	465,694,921	178,307,236	494,319,819	1,024,397,448	435,562,797	2,909,762,764	1,280,759,006				23,453,871
Average Number of Customers	#	3,087,388	297,023	240,328	73,346	270,431	386,056	248,848	1,570,959	550				7
Total O&M Expense *	\$	329,455,170	27,206,253	23,712,916	10,289,511	20,111,378	42,831,207	31,477,148	98,525,278	62,992,567				1,288,914
(* w/o Allocation)														
Gross Direct PP&E	%	100.00%	6.88%	6.37%	2.44%	6.76%	14.00%	5.93%	39.77%	17.51%				0.32%
Average Number of Customers	%	100.00%	9.63%	7.78%	2.38%	8.76%	12.50%	8.06%	50.88%	0.11%				0.00%
Total O&M Expense	%	100.00%	8.49%	7.40%	3.21%	6.98%	13.37%	9.62%	30.75%	19.66%				0.40%
Total Composite Factor for FY 2013	%	100.00%	8.34%	7.18%	2.68%	7.47%	13.29%	7.94%	40.47%	12.39%				0.24%
WTMS COKS														
Gross Direct PP&E	\$	1,405,855,434	503,797,717	465,694,921				435,562,797						
Average Number of Customers	#	586,199	297,023	240,328				248,848						
Total O&M Expense *	\$	82,896,317	27,206,253	23,712,916				31,477,148						
(* w/o Allocation)														
Gross Direct PP&E	%	100.00%	35.86%	33.14%	0.00%	0.00%	0.00%	31.00%	0.00%	0.00%				
Average Number of Customers	%	100.00%	37.78%	30.57%	0.00%	0.00%	0.00%	31.65%	0.00%	0.00%				0.00%
Total O&M Expense	%	100.00%	33.02%	28.78%	0.00%	0.00%	0.00%	38.20%	0.00%	0.00%				0.00%
Total Composite Factor for FY 2013	%	100.00%	35.55%	30.83%	0.00%	0.00%	0.00%	33.62%	0.00%	0.00%				
LA														
Gross Direct PP&E	\$	672,627,055			178,307,236	494,319,819								
Average Number of Customers	#	343,777			73,346	270,431								
Total O&M Expense *	\$	32,460,888			10,289,511	22,111,378								
(* w/o Allocation)														
Gross Direct PP&E	%	100.00%	0.00%	0.00%	26.51%	73.49%	0.00%	0.00%	0.00%	0.00%				
Average Number of Customers	%	100.00%	0.00%	0.00%	21.54%	78.65%	0.00%	0.00%	0.00%	0.00%				
Total O&M Expense	%	100.00%	0.00%	0.00%	31.76%	68.24%	0.00%	0.00%	0.00%	0.00%				
Total Composite Factor for FY 2013	%	100.00%	0.00%	0.00%	26.64%	73.46%	0.00%	0.00%	0.00%	0.00%				
Atmos 6														
Gross Direct PP&E	\$	3,102,079,937	503,797,717	465,694,921	178,307,236	494,319,819	1,024,397,448	435,562,797						
Average Number of Customers	#	1,516,032	297,023	240,328	73,346	270,431	386,056	248,848						
Total O&M Expense *	\$	187,648,412	27,206,253	23,712,916	10,289,511	22,111,378	42,831,207	31,477,148						
(* w/o Allocation)														
Gross Direct PP&E	%	100.00%	16.24%	15.01%	5.75%	15.94%	33.02%	14.04%						
Average Number of Customers	%	100.00%	19.68%	15.85%	4.84%	17.34%	25.46%	16.41%						
Total O&M Expense	%	100.00%	17.25%	15.04%	6.53%	14.63%	27.18%	19.97%						
Total Composite Factor for FY 2013	%	100.00%	17.69%	15.30%	5.71%	15.94%	28.58%	16.81%						
Texas only														
Gross Direct PP&E	\$	4,594,319,487	503,797,717					2,909,762,764	1,280,759,006					
Average Number of Customers	#	1,868,372	297,023					1,570,959	550					
Total O&M Expense *	\$	188,724,097	27,206,253					98,525,278	62,992,567					
(* w/o Allocation)														
Gross Direct PP&E	%	100.00%	10.74%					61.98%	27.28%					
Average Number of Customers	%	100.00%	15.90%					84.68%	0.02%					
Total O&M Expense	%	100.00%	14.41%					52.31%	33.38%					
Total Composite Factor for FY 2013	%	100.00%	13.68%					66.69%	20.33%					

ATMOS ENERGY CORPORATION
Allocation of Atmos Corporate (Co. # 16) Cost Based on 12 Month Period Ended 9/30/12

30 60 20 20 \$0 70 80 180 212 232 233 303

334 has the highest rem
Remainder

TEXAS ONLY REGULATED

	Total	West Tex. Div	CO/KS Div	LA Div 007	LA Div 077	Kentucky/ MidStates Div	Mississippi Div	Mid-Tex. Div
Gross Direct PP&E	\$ 3,413,560,481	595,797,717						2,809,762,764
Average Number of Customers	# 1,868,022	297,023						1,570,999
Total O&M Expense * (* w/o Allocation)	\$ 125,731,531	27,006,253						98,725,278
Total Composite Factor								
Gross Direct PP&E	% 100.00%	14.76%	0.00%	0.00%	0.00%	0.00%	0.00%	85.24%
Average Number of Customers	% 100.00%	15.90%	0.00%	0.00%	0.00%	0.00%	0.00%	84.10%
Total O&M Expense	% 100.00%	21.64%	0.00%	0.00%	0.00%	0.00%	0.00%	78.36%
Total Composite Factor for FY 2013	% 100.00%	17.45%	0.00%	0.00%	0.00%	0.00%	0.00%	82.57%

COMPOSITE REGULATED + TLGP

	Total	West Tex. Div	CO/KS Div	LA Div 007	LA Div 077	Kentucky/ MidStates Div	Mississippi Div	Mid-Tex. Div
Gross Direct PP&E	\$ 6,035,296,873	503,797,717	465,694,921	178,307,226	494,319,819	1,024,397,448	435,562,797	2,809,762,764
Average Number of Customers	# 3,087,038	297,023	240,328	75,346	270,431	386,056	248,848	1,570,999
Total O&M Expense * (* w/o Allocation)	\$ 257,462,698	27,006,253	23,712,916	10,289,311	22,111,378	42,851,207	31,477,148	98,725,278
Total Composite Factor								
Gross Direct PP&E	% 100.00%	9.77%	6.30%	2.95%	8.19%	16.97%	7.22%	46.21%
Average Number of Customers	% 100.00%	9.62%	7.78%	2.38%	8.76%	12.57%	8.06%	50.89%
Total O&M Expense	% 100.00%	10.56%	9.21%	4.00%	8.59%	16.64%	12.23%	38.27%
Total Composite Factor for FY 2013	% 100.00%	9.99%	7.76%	3.11%	8.51%	15.37%	9.17%	45.79%

COLORADO, LOUISIANA & MISSISSIPPI

A. Composite Allocation Factor	Total	West Tex. Div	CO/KS Div	LA Div 007	LA Div 077	Kentucky/ MidStates Div	Mississippi Div
Gross Direct PP&E	\$ 1,573,884,773		465,694,921	178,307,226	494,319,819		435,562,797
Average Number of Customers	# 832,933		240,328	75,346	270,431		248,848
Total O&M Expense * (* w/o Allocation)	\$ 87,590,982		23,712,916	10,289,311	22,111,378		31,477,148
Total Composite Factor							
Gross Direct PP&E	% 100.00%	0.00%	29.59%	11.33%	31.41%	0.00%	27.67%
Average Number of Customers	% 100.00%	0.00%	28.84%	8.81%	32.47%	0.00%	29.88%
Total O&M Expense	% 100.00%	0.00%	27.07%	11.75%	25.24%	0.00%	35.94%
Total Composite Factor for FY 2013	% 100.00%	0.00%	28.50%	10.63%	29.71%	0.00%	31.16%

Atmos Energy Corporation
Atmos Energy Mid States Div
Development of Allocation Factors

For Fiscal Year 2013

Div #	Division Name	Sept '12 Direct	Percent of	YE Sept '12 Total	Percent of	YE Sept '12	Percent of	MidStates	
		Property Plant & Equipment	MidStates Property	0 & M, w/o 922	MidStates O & M	Avg Number of Customers	MidStates Customers	Allocation Percent	
		(1)	(2)	(3)	(4)	(5)	(6)	(7)	
09	KENTUCKY	370,136,905	36.34864	13,360,391	42.83699	173,235	44.87302	41.35289	
93	TENNESSEE	392,712,163	38.56561	9,172,088	29.40817	130,871	33.89949	33.95775	
95	GEORGIA	181,311,273	17.80535	5,695,153	18.26019	59,452	15.39984	17.15513	
96	VIRGINIA	69,120,221	6.78783	2,925,759	9.36077	22,498	5.82765	7.33208	
99	FT. BENNING	5,015,789	0.49257	35,519	0.11388	0	0.00000	0.20215	
Total		1,018,296,351.75	100.00	31,188,909.79	100.00	386,056.00	100.00	100.00	
total		1,023,853,005.83		49,419,240.60		464,429.00			
diff		(5,556,654.08)	div office 091	18,230,330.81		(78,373.00)			
				11,662,297.10	div office 091				
*assets were sold effective Aug 1st				6,568,033.71	div 998				
				18,230,330.81	sum of diff				
Without GA									
09	KENTUCKY	370,136,905	44.48925	13,360,391	52.47964	173,235	53.04130	50.00340	
93	TENNESSEE	392,712,163	47.20272	9,172,088	36.02798	130,871	40.07024	41.10031	
95	GEORGIA								
96	VIRGINIA	69,120,221	8.30803	2,925,759	11.49236	22,498	6.88846	8.89629	
99	FT. BENNING							0.00000	
Total		831,969,289.18	100.00	25,458,237.82	100.00	326,604.00	100.00	100.00	
70	KIRKSVILLE	0	0.00000	588,561	1.88708	-	0.00000	0.62903	0.23361
72	SE MISSOURI	0	0.00000	2,254,677	7.22910	32,789	8.49333	5.24081	6.13883
92	ILLINOIS	0	0.00000	2,011,369	6.44905	22,463	5.81859	4.08921	5.26847
97	MISSOURI	0	0.00000	1,079,754	3.46198	18,828	4.87701	2,77966	4.492212125
98	IOWA	0	0.00000	513,889	1.64767	4,293	1.11201	0.91989	1.177912205

Atmos Energy Corporation, Kentucky Division
Billed Volumes (mcf)

From DR 2-7 2009

	Oct-06	Nov-06	Dec-06	Jan-07	Feb-07	Mar-07	Apr-07	May-07	Jun-07	Jul-07	Aug-07	Sep-07	Oct-07	Nov-07	Dec-07	Jan-08	Feb-08	Mar-08	Apr-08
Residential	363,714	936,505	1,427,870	1,591,789	2,271,821	1,689,015	788,529	432,497	228,316	183,564	188,304	169,866	200,063	671,350	1,371,193	2,019,502	2,109,512	1,736,016	1,047,853
Commercial Firm	242,676	287,423	587,301	857,319	963,384	683,993	339,742	215,180	156,126	170,291	141,229	143,666	149,551	289,038	542,877	854,304	891,304	726,750	430,908
Public Authority	85,950	117,709	161,091	181,879	243,889	181,311	93,421	61,003	38,329	29,356	29,217	27,438	40,820	84,063	148,262	221,680	225,203	185,028	115,843
Industrial Firm	39,932	58,250	84,147	100,322	141,487	69,543	58,691	31,215	(66,877)	21,917	31,061	28,805	32,762	67,537	85,774	146,686	106,983	94,677	41,164
Total Firm	712,273	1,499,887	2,260,408	2,531,309	3,620,581	2,603,864	1,280,382	739,895	365,893	405,128	389,810	369,768	423,225	1,111,986	2,148,105	3,241,173	3,336,003	2,742,471	1,635,767
Commercial Interruptible	3,536	4,227	4,268	3,027	2,376	878	984	170	155	145	152	147	117	2,066	2,032	9,205	9,487	11,787	7,338
Industrial Interruptible	12,965	13,608	25,813	27,876	26,238	24,432	22,910	20,451	16,449	15,377	8,551	13,833	21,789	23,479	21,839	20,431	20,340	13,063	13,681
Total Interruptible	16,502	17,835	30,081	30,903	28,614	25,310	23,895	20,621	16,604	15,522	8,703	13,980	21,906	25,544	23,871	29,636	28,827	24,850	21,029
										Jul/Aug	185,834 Ann R	10,251,779							
											155,750 Ann C	4,688,339							
											29,285 Ann PA	1,230,593							

Atmos Energy Corporation, Kentucky Division
Customer Counts

	Oct-06	Nov-06	Dec-06	Jan-07	Feb-07	Mar-07	Apr-07	May-07	Jun-07	Jul-07	Aug-07	Sep-07	Oct-07	Nov-07	Dec-07	Jan-08	Feb-08	Mar-08	Apr-08
Residential	149,845	153,168	155,387	156,103	157,566	158,025	158,508	154,795	151,690	150,724	150,408	149,829	149,749	153,062	153,984	157,669	156,860	157,008	156,481
Commercial Firm	17,257	17,732	17,947	18,014	18,144	18,199	18,031	17,735	17,384	17,361	17,143	17,207	17,150	17,704	17,696	18,175	17,998	18,058	17,894
Public Authority	1,514	1,609	1,802	1,802	1,603	1,593	1,597	1,595	1,578	1,577	1,585	1,583	1,572	1,587	1,584	1,601	1,597	1,585	1,578
Industrial Firm	203	207	221	211	221	217	214	209	208	206	199	239	209	228	210	219	197	232	182
Total Firm	168,719	172,716	175,157	175,930	177,551	178,034	176,450	174,294	170,660	169,868	169,335	168,840	168,680	172,581	173,474	177,664	176,730	177,683	176,145
Commercial Interruptible	5	5	5	4	4	4	4	3	2	2	2	3	2	4	3	4	4	4	2
Industrial Interruptible	9	8	10	9	9	9	9	8	8	5	9	8	7	8	8	8	8	8	8
Total Interruptible	14	13	15	13	13	13	13	11	10	7	11	11	9	12	11	12	12	12	10
											Avg Res	153,660							
											Avg Com	17,680							
											Avg PA	1,595							

Atmos Energy Corporation, Kentucky Division
Billed Volumes (mcf)

From 2009 BDS

	May-08	Jun-08	Jul-08	Aug-08	Sep-08	Oct-08	Nov-08	Dec-08	Jan-09	Feb-09	Mar-09	Apr-09	May-09	Jun-09	Jul-09	Aug-09	Sep-09	Oct-09	Nov-09
Residential	496,816	212,643	189,771	169,801	166,019	247,128	709,217	1,738,937	2,156,902	1,926,872	1,530,857	933,305	414,385	183,228	207,553	184,708	164,221	319,680	686,923
Commercial Firm	231,548	84,208	141,384	135,391	147,171	196,251	301,191	716,255	904,453	821,970	640,738	340,597	219,132	139,281	146,641	141,553	148,804	251,253	444,937
Public Authority	58,810	36,905	27,793	25,928	27,505	45,418	89,941	193,645	226,897	207,518	164,284	94,156	57,998	30,985	28,431	29,513	26,222	47,116	90,968
Industrial Firm	27,958	149,426	19,222	27,833	21,515	44,383	56,709	122,123	183,495	111,058	75,623	51,630	26,820	19,331	11,948	28,102	7,014	19,600	33,791
Total Firm	815,132	462,182	378,169	358,953	356,210	533,281	1,157,049	2,770,159	3,391,687	3,066,418	2,411,522	1,319,558	709,430	372,825	394,575	384,877	348,261	637,649	1,256,619
Commercial Interruptible	7,387	8,158	625	2,474	5,798	891	1,393	2,349	2,366	1,784	1,267	685	117	85	115	117	57	793	1,243
Industrial Interruptible	12,720	11,868	14,648	8,154	6,187	14,335	11,529	19,369	17,489	14,140	18,895	21,235	16,986	1,888	23,041	7,312	7,580	5,871	8,684
Total Interruptible	20,106	20,026	15,272	10,569	11,985	15,226	12,922	21,718	19,849	15,924	20,552	21,921	17,103	1,953	23,156	7,430	7,607	6,664	9,927
		Jul/Aug	179,785	Ann R	10,384,568									Aug/Spt	174,485	Ann R	10,295,417		
			138,388	Ann C	4,604,432										149,173	Ann C	4,708,056		
			26,880	Ann PA	1,194,841										28,868	Ann PA	1,196,939		

Atmos Energy Corporation, Kentucky Division
Customer Counts

	May-08	Jun-08	Jul-08	Aug-08	Sep-08	Oct-08	Nov-08	Dec-08	Jan-09	Feb-09	Mar-09	Apr-09	May-09	Jun-09	Jul-09	Aug-09	Sep-09	Oct-09	Nov-09
Residential	153,713	151,791	150,731	149,781	149,544	149,958	152,259	154,574	154,263	156,262	158,255	155,452	155,431	157,899	150,194	148,204	146,455	150,420	152,067
Commercial Firm	17,564	16,980	17,127	16,967	17,016	17,006	17,541	17,667	17,722	17,785	17,697	17,743	17,266	17,015	16,820	16,834	16,692	17,024	17,218
Public Authority	1,565	1,519	1,564	1,543	1,553	1,553	1,570	1,578	1,555	1,576	1,578	1,571	1,567	1,572	1,544	1,551	1,545	1,607	1,650
Industrial Firm	143	299	212	214	212	212	216	217	217	218	214	211	205	197	254	161	206	246	219
Total Firm	172,986	170,589	169,634	168,445	168,337	168,739	171,566	174,048	173,787	175,783	177,944	174,947	171,489	170,693	168,812	167,770	166,698	169,297	171,154
Commercial Interruptible	6	3	3	3	4	3	3	3	4	4	4	4	3	3	3	2	2	3	3
Industrial Interruptible	4	12	9	9	9	9	9	9	9	8	9	8	8	8	11	8	6	8	7
Total Interruptible	10	15	12	12	13	12	12	12	13	12	13	12	11	11	14	10	8	11	10
					Avg Res	153,439										Avg Res	152,753		
					Avg Com	17,522										Avg Com	17,333		
					Avg PA	1,571										Avg PA	1,565		

Atmos Energy Corporation, Kentucky Division
Billed Volumes (mcf)

	Dec-09	Jan-10	Feb-10	Mar-10	Apr-10	May-10	Jun-10	Jul-10	Aug-10	Sep-10	Oct-10	Nov-10	Dec-10	Jan-11	Feb-11	Mar-11	Apr-11	May-11	Jun-11
Residential	1,470,270	2,452,459	2,097,816	1,881,565	696,361	307,749	201,582	166,629	164,949	146,326	245,969	617,652	1,727,796	2,477,972	2,180,523	1,438,180	871,496	410,364	215,324
Commercial Firm	468,919	1,011,039	890,524	757,288	300,278	166,545	141,983	127,658	145,961	135,195	161,026	256,326	711,832	1,030,820	901,165	563,495	350,203	194,895	149,474
Public Authority	154,684	252,371	223,276	189,599	79,462	45,366	30,428	25,694	26,444	29,047	41,474	89,518	184,912	248,762	215,901	141,428	91,554	53,207	33,857
Industrial Firm	80,004	107,355	107,035	80,125	19,828	38,463	(14,994)	10,804	12,505	11,420	(280,651)	347,662	114,402	136,799	104,003	71,540	39,116	17,906	8,636
Total Firm	2,183,858	3,823,224	3,318,651	2,908,534	1,095,950	559,123	358,998	330,985	349,857	321,968	167,821	1,313,190	2,718,941	3,894,353	3,401,591	2,234,643	1,362,358	676,372	407,293
Commercial Interruptible	2,284	2,574	2,460	3,574	2,200	2,282	1,890	2,018	2,167	1,939	2,093	4,045	4,467	4,706	4,541	4,172	3,222	2,371	1,949
Industrial Interruptible	11,616	12,140	5,828	10,231	11,232	14,152	14,132	12,041	12,610	17,594	12,167	17,462	24,267	17,205	13,305	20,548	10,356	66,599	21,168
Total Interruptible	13,881	14,715	8,368	13,806	13,433	16,434	16,012	14,060	14,777	19,534	14,280	21,507	28,735	21,911	17,846	24,720	13,578	68,970	23,117
							Jul/Aug	165,889	Ann R	10,592,900									Aug/Spt
								136,809	Ann C	4,841,582									
								26,069	Ann PA	1,194,421									

Atmos Energy Corporation, Kentucky Division
Customer Counts

	Dec-09	Jan-10	Feb-10	Mar-10	Apr-10	May-10	Jun-10	Jul-10	Aug-10	Sep-10	Oct-10	Nov-10	Dec-10	Jan-11	Feb-11	Mar-11	Apr-11	May-11	Jun-11
Residential	153,767	185,514	166,123	157,465	166,348	153,888	152,055	150,261	149,986	148,531	150,342	152,142	154,481	155,992	156,736	157,562	155,169	154,746	153,473
Commercial Firm	17,496	17,667	17,709	17,813	17,652	17,167	17,044	16,864	16,676	16,698	16,747	17,164	17,375	17,710	17,769	17,778	17,698	17,495	17,345
Public Authority	1,503	1,588	1,594	1,508	1,571	1,567	1,554	1,562	1,553	1,561	1,557	1,563	1,573	1,576	1,590	1,576	1,570	1,571	1,573
Industrial Firm	213	210	183	230	189	200	200	177	211	179	207	202	185	214	197	208	196	193	199
Total Firm	172,979	174,989	175,609	177,116	175,770	172,822	170,853	168,864	168,386	167,969	168,853	171,071	173,314	175,492	176,293	177,129	175,633	174,005	172,590
Commercial Interruptible	3	3	3	4	4	3	3	3	3	3	4	4	4	4	4	4	4	4	3
Industrial Interruptible	7	7	7	7	8	6	7	8	7	9	8	7	8	9	7	9	8	8	12
Total Interruptible	10	10	10	11	12	9	10	11	10	12	12	11	12	13	11	13	12	13	15
								Avg Res		153,116									
								Avg Com		17,255									
								Avg PA		1,577									

Atmos Energy Corporation, Kentucky Division
Billed Volumes (mcf)

From 2013 BDS

	Jul-11	Aug-11	Sep-11	Oct-11	Nov-11	Dec-11	Jan-12	Feb-12	Mar-12	Apr-12	May-12	Jun-12	Jul-12	Aug-12	Sep-12	Oct-12	Nov-12	Dec-12
Residential	196,180	165,450	170,512	272,536	709,890	1,297,988	1,770,425	1,657,110	1,188,115	381,062	317,781	187,631	153,535	173,937	148,428	307,135	858,810	1,217,569
Commercial Firm	139,271	139,934	155,101	205,430	301,461	528,112	717,666	691,360	490,892	202,394	171,129	150,646	132,144	164,691	152,707	214,591	348,109	491,705
Public Authority	25,075	29,265	33,896	42,895	74,196	134,038	178,688	169,933	121,824	54,466	44,528	29,670	25,361	29,972	30,638	54,013	95,415	134,439
Industrial Firm	15,631	20,577	12,747	21,778	37,493	89,424	119,254	82,924	86,092	25,181	18,293	14,841	10,670	16,683	18,049	19,236	41,718	56,026
Total Firm	376,157	355,227	382,246	542,600	1,122,040	2,029,562	2,786,014	2,590,027	1,856,923	673,104	551,670	362,788	321,711	385,263	345,822	594,975	1,344,052	1,899,739
Commercial Interruptible	42	6,003	45	178	599	1,481	1,917	1,947	1,629	680	59	47	42	30	3,228	1,665	5,732	4,898
Industrial Interruptible	23,855	19,157	45,850	(18,125)	19,302	26,445	12,878	11,922	12,035	13,335	16,790	41,912	76,376	83,014	86,190	85,914	50,284	29,837
Total Interruptible	23,897	25,160	45,894	(17,947)	17,001	27,926	14,793	13,869	13,664	14,015	16,849	41,960	76,418	83,044	89,418	87,579	56,016	34,476
	167,981	Ann R	10,717,408									Jul/Aug	163,736	Ann R	8,265,438			
	152,517	Ann C	4,794,545										148,417	Ann C	3,668,634			
	31,576	Ann PA	1,168,940										27,669	Ann PA	934,650			

Atmos Energy Corporation, Kentucky Division
Customer Counts

	Jul-11	Aug-11	Sep-11	Oct-11	Nov-11	Dec-11	Jan-12	Feb-12	Mar-12	Apr-12	May-12	Jun-12	Jul-12	Aug-12	Sep-12	Oct-12	Nov-12	Dec-12
Residential	151,614	151,410	150,418	151,999	153,078	154,947	156,468	156,649	156,660	155,122	155,065	152,852	151,980	151,611	150,823	151,649	151,992	156,152
Commercial Firm	15,990	16,918	16,806	17,054	17,349	17,584	17,781	17,748	17,815	17,427	17,426	17,100	16,968	16,837	16,789	17,007	17,255	17,705
Public Authority	1,551	1,575	1,561	1,562	1,571	1,579	1,580	1,581	1,578	1,571	1,582	1,575	1,585	1,574	1,565	1,571	1,546	1,586
Industrial Firm	166	238	161	216	201	199	208	204	204	197	202	201	156	232	179	211	185	182
Total Firm	170,321	170,139	168,943	170,831	172,199	174,309	176,017	176,176	176,258	174,317	174,295	171,728	170,829	170,164	169,336	170,439	170,892	176,645
Commercial Interruptible	2	4	3	4	4	4	3	3	3	3	4	2	2	2	3	4	4	4
Industrial Interruptible	10	8	8	12	9	9	9	9	8	9	9	8	6	10	7	9	8	9
Total Interruptible	12	12	11	16	13	13	12	12	11	12	13	10	8	12	10	13	12	13
		Avg Res	153,757										Avg Res	153,931	(350)	(1,166)	1,205	
		Avg Com	17,335										Avg Com	17,315	(47)	(91)	121	
		Avg PA	1,559										Avg PA	1,575	9	(25)	17	

WKG 009 (40)
View
Customer Status
Charge Month
GL Accounts
Geography

Billed Volume
Excl WNA (MCF)

	October Fiscal 2009	November Fiscal 2009	December Fiscal 2009	January Fiscal 2009	February Fiscal 2009	March Fiscal 2009	April Fiscal 2009	May Fiscal 2009	June Fiscal 2009	July Fiscal 2009	August Fiscal 2009
RESIDENTIAL (CC10)											
42PR STEP 10 (40) (3000)	2,240	3,315	4,371	3,053	4,142	5,498	3,237	1,383	2,447	1,590	1,711
42PR STEP 20 (40) (147000)	183	1,768	5,584	2,318	5,584	5,512	984	0	172	33	73
42VWR STEP 10 (40) (3000)	239114.5692	702010.1289	1728596.994	2147947.948	1909811.141	1516071.443	827648.053	410361.5285	177122.2814	203094.0917	180182.0189
42VWR STEP 20 (40) (147000)	5591.3	1122.8	16503.2289	3553.0164	6535.4791	3774.8749	1435.4953	2844.9	3466.4	2835.6395	2742.5
42VWR STEP 30 (40) (999999999)	0	0	3286.5	0	0	0	0	0	0	0	0
52VWC STEP 10 (40) (3000)	0	15.3	0	0	5.7	45.5	9	0	0	0	0
52VWC STEP 30 (40) (999999999)	0	0	0	0	0	0	0	0	0	0	0
52VWP STEP 10 (40) (3000)	0	0.5	0	0	0	0	0	0	0	0	0
52VWP STEP 30 (40) (999999999)	0	0	0	0	0	0	0	0	0	0	0
COMMERCIAL FIRM INT TRANSP CONTRACT (CC2Y)											
T34C STEP 10 (40) (999999999)	0	0	0	0	0	0	0	354	180	2121	1587
T2FC STEP 10 (40) (300)	0	0	0	0	0	0	0	0	0	0	1490
COMMERCIAL FIRM (CC20)											
S004 STEP 10 (40) (300)	0	391	978	928	1618	1624	1220	0	0	0	0
S002 STEP 10 (40) (300)	0	592	1294	936	1178	750	1229	0	0	0	0
42VWR STEP 10 (40) (3000)	0	0	30.2	11.8	0	0	1.6	0	0.5	2.5	-0.3
52VWC STEP 10 (40) (3000)	159030.3917	276997.5952	634343.5591	784271.141	729291.4844	578290.1638	317399.652	195415.723	128502.4524	132328.2148	130207.5953
52VWC STEP 20 (40) (147000)	37320.7332	24193.2435	82010.9056	120161.9603	92678.4819	62466.2307	23166.3862	14715.6278	10778.8854	14313.0741	11345.493
52VWC STEP 30 (40) (999999999)	0	0	0	0	0	0	0	0	0	0	0
52VWP STEP 10 (40) (3000)	0	0	0	0	0	0	0	10.5	0	0	1.6
S1FC STEP 10 (40) (300)	0	0	0	0	0	0	0	0	725	588	636
T34C STEP 10 (40) (15000)	0	0	0	0	0	0	0	0	0	0	0
T4FC STEP 10 (40) (300)	0	0	0	0	0	0	0	0	0	0	0
T4FC STEP 20 (40) (14700)	0	0	0	0	0	0	0	0	0	0	0
T4FC STEP 30 (40) (999999999)	0	0	0	0	0	0	0	0	0	0	0
COMMERCIAL INTERRUPTIBLE (CC21)											
11VWC STEP 10 (40) (15000)	890.752	1392.6291	6884.7191	-2175.566	1784.0797	1666.9439	685.3933	116.999	95.4819	115.399	117.4101
T3IC STEP 10 (40) (15000)	0	0	0	0	0	0	0	0	0	0	0
INDUSTRIAL FIRM (CC30)											
11VWD STEP 10 (40) (15000)	0	0	0	0	0	0	0	0	0	0	0
22WWD STEP 10 (40) (3000)	17898.1825	23105.2159	44006.1136	35354.5652	46519.002	35444.4126	27883.458	11707.7989	8766.2431	7330.1171	9866.2003
22WWD STEP 20 (40) (147000)	26485.0607	33594.265	78117.273	68140.5991	64538.5779	40178.5261	23646.9849	15212.6182	10564.9408	4618.3313	19235.9197
22WWD STEP 30 (40) (999999999)	0	0	0	0	0	0	0	0	0	0	0
G2ID STEP 10 (40) (15000)	0	13614	1031	3649	58	5593	1470	0	0	0	0
T3ID STEP 10 (40) (15000)	0	0	0	0	0	0	0	0	0	29	0
T3ID STEP 20 (40) (999999999)	0	0	0	0	0	0	0	0	0	0	0
T3SD STEP 20 (40) (999999999)	0	0	0	0	0	0	0	0	0	0	0
T4FD STEP 10 (40) (300)	0	1291	1500	1500	1800	1710.6	1200	900	900	0	235
T4FD STEP 20 (40) (14700)	0	10366	12809	17011	21125	18638	16264	4986	5731	0	0
T4FD STEP 30 (40) (999999999)	0	0	0	0	0	0	0	0	0	0	0
T4SD STEP 30 (40) (999999999)	0	0	0	0	0	0	0	0	0	0	0
T34S STEP 10 (40) (999999999)	0	0	0	0	0	0	0	0	0	0	0
T34D STEP 10 (40) (999999999)	0	0	0	0	0	0	0	0	0	0	0
INDUSTRIAL INTERRUPTIBLE (CC31)											
11VWD STEP 10 (40) (15000)	14334.855	11529.3057	19369.0856	17468.6392	14140.2	18885.436	21235.1442	16985.6107	1857.5318	23040.6553	7312.2789
11VWD STEP 20 (40) (999999999)	0	0	0	0	0	0	0	0	0	0	0
T3ID STEP 10 (40) (15000)	0	0	0	0	0	0	0	0	0	0	0
T3ID STEP 20 (40) (999999999)	0	0	0	0	0	0	0	0	0	0	0
T3SD STEP 20 (40) (999999999)	0	0	0	0	0	0	0	0	0	0	0
T4FD STEP 10 (40) (300)	0	0	0	0	0	0	0	0	0	0	0
T4FD STEP 20 (40) (14700)	0	0	0	0	0	0	0	0	0	0	0
T4FD STEP 30 (40) (999999999)	0	0	0	0	0	0	0	0	0	0	0
T4SD STEP 30 (40) (999999999)	0	0	0	0	0	0	0	0	0	0	0
PUBLIC AUTHORITY FIRM (CC40)											
42VWR STEP 10 (40) (3000)	0	0	0	0	0	0	0	0	157.4402	0	0.7
52VWC STEP 10 (40) (3000)	0	0	0	0	0	0	0	0	0	0	0
52VWC STEP 20 (40) (147000)	0	0	0	0	0	0	0	0	0	0	0
52VWP STEP 10 (40) (3000)	37743.8955	75180.1928	141872.1318	160020.4844	153151.8806	129592.8537	81552.8573	49464.9043	27522.5585	24368.4057	25623.1992
52VWP STEP 20 (40) (147000)	7674.2759	14780.6094	51772.8257	66816.3159	54365.8448	34691.4251	12603.4531	8522.9466	3462.3264	4063.0503	3890.1072
52VWP STEP 30 (40) (999999999)	0	0	0	0	0	0	0	0	0	0	0

	September Fiscal 2009	October Fiscal 2010	November Fiscal 2010	December Fiscal 2010	January Fiscal 2010	February Fiscal 2010	March Fiscal 2010	April Fiscal 2010	May Fiscal 2010	June Fiscal 2010	July Fiscal 2010	August Fiscal 2010	September Fiscal 2010	October Fiscal 2011	November Fiscal 2011	December Fiscal 2011	January Fiscal 2011	February Fiscal 2011	March Fiscal 2011	
42PR STEP 10 (40) (3000)		1,293	2917.1099	3262.4219	4246.7	4859.8	4547.3	4164.9	2621.8	1946.39	1708.49	1572.44	1482.29	1432.23	1940.81	3299.09	4487.2	4756.7	4450.8	3899.4
42PR STEP 20 (40) (147000)	0	343.4		1365.1	5015.9537	6890.2606	6252.0084	3203.8187	283.7	85.9	70.9	23.2	44.1	28.1	82.9	1850.1	5563.1	6146.18	5125.92	2329.53
42WR STEP 10 (40) (3000)	158737.9819	311710.8175	681729.0634	1459763.204	2437446.789	2081413.895	1870449.219	892923.77	304889.08	199454.07	162472.07	161824.74	141225.44	241172.75	611400.14	1716223.72	2461019.01	2166397.3	1429196.28	2751.81
42WR STEP 20 (40) (147000)	4190.5	4708.2228	566.8	1244.6221	3463.1284	5602.6486	4137.3554	532.1	827.93	75.3	2760.9	1596.4	3638.2	2772.81	1086.91	1238.43	6051.37	4548.5		
42WR STEP 30 (40) (999999999)	0	0	0	0	0	0	0	0	0	0	272.2 0	1	1 0	1 0	3.6	3.3	0 0	0 0	0	
52WC STEP 10 (40) (3000)	0	10.4709	0.6	1.7 0	0	8.9	1.8 0	0	0	0	0	1 0	0	0	9.1	0.2	12.1 0	8.5	-2.9	
52WC STEP 20 (40) (999999999)	0	0	0	0	0	0	0	0	0	0	0	0	0	0	0	0	0	0	0	0
52WP STEP 10 (40) (3000)	0	0	0	0	0	0	0	0	0	0	0	0	0	0	0	0	0	0	0	0
T34C STEP 10 (40) (999999999)	0	0	0	0	0	0	0	0	0	0	0	0	0	0	0	0	0	0	0	0
T2FC STEP 10 (40) (300)	0	0	0	0	0	0	0	0	0	0	0	0	0	0	0	0	0	0	0	0
S004 STEP 10 (40) (300)	0	0	0	0	0	0	0	0	0	0	0	0	0	0	0	0	0	0	0	0
S002 STEP 10 (40) (300)	0	0	0	0	0	0	0	0	0	0	0	0	0	0	0	0	0	0	0	0
42WR STEP 10 (40) (3000)	0	0	0	0	0	0	0	0	0	0	0	0	0	0	0	0	0	0	0	0
52WC STEP 10 (40) (3000)	123605.6917	176459.3147	297773.6857	406636.9997	875378.0798	778529.4611	680835.3501	283723.05	157568.88	134595.34	119900.53	136693.01	120881	137858.53	237873.55	628960.68	890000.26	792817.84	530200.95	15.4
52WC STEP 20 (40) (147000)	25197.9269	74794.0429	54563.811	60282.3102	135661.3285	111994.4144	76452.7007	16555.23	8975.59	7314.4	7757.6	9268.6	14314.22	23169.67	20464.5	82871.4	140819.35	106347.31	53284.41	
52WC STEP 30 (40) (999999999)	0	0	92599.8878	0	0	0	0	0	0	0	0	-1 0	0	0	0	0	0	0	0	0
52WP STEP 10 (40) (3000)	0	-0.5 0	0	0	0	0	0	299.5	223.9	98	0	0	0	0	0	0	0	0	0	0
T31FC STEP 10 (40) (300)	0	595 0	0	0	0	0	0	0	0	0	0	0	0	0	0	0	0	0	0	0
T31C STEP 10 (40) (15000)	0	0	0	0	0	0	0	2675	1969	1996	0	0	0	0	0	0	0	0	0	0
T4FC STEP 10 (40) (300)	0	0	0	0	0	0	0	1680	1500	1500	0	0	0	0	0	0	0	0	0	0
T4FC STEP 20 (40) (147000)	0	0	0	0	0	0	0	22561	16893	15219 0	0	0	0	0	0	0	0	0	0	0
T4FC STEP 30 (40) (999999999)	0	0	0	0	0	0	0	0	0	0	995	987	988	968	1024	1207	1404	1387	1342	
11WC STEP 10 (40) (150000)	57.2469	792.9056	1242.705	2264.3367	2574.2208	2460.3917	3574.2234	2200.27	2282.03	1679.64	2018.85	2166.61	1939.22	2092.87	4045.03	4467.18	4705.63	4541.27	4172.24	
T31C STEP 10 (40) (15000)	0	0	0	0	0	0	0	14171	11087	8722 0	0	0	0	0	0	0	0	0	0	0
11WD STEP 10 (40) (150000)	0	0	0	0	0	0	0	4055	862	94 0	0	0	0	0	0	0	0	0	0	0
22WD STEP 10 (40) (3000)	4951.5762	14618.9441	12128.0234	38727.2011	42770.7692	37427.0124	39911.5832	14616.85	10316.96	8000.24	8172.62	8510.16	7437	12028.55	323967.71	28966.22	35637.04	40467.28	29858.52	
22WD STEP 20 (40) (147000)	2062.6798	4981.0515	12553.1579	51276.5658	64563.8724	69607.8729	41213.8556	5211.02	19215.56	2794.07	2631.26	3694.56	3983.08	-8258.45	23724.53	85435.3	101161.65	63535.92	41681.53	
22WD STEP 30 (40) (999999999)	0	0	0	0	0	0	0	0	10928	-25788.45 0	0	0	-0.4	-284421	0	0	0	0	0	0
T31D STEP 10 (40) (15000)	0	0	0	0	0	0	0	0	0	0	0	0	0	0	0	0	0	0	0	0
T31D STEP 20 (40) (999999999)	0	0	0	0	0	0	0	37633	34240	34546 0	0	0	0	0	0	0	0	0	0	0
T31SD STEP 20 (40) (999999999)	0	0	0	0	0	0	0	12878	7415	6330 0	0	0	0	0	0	0	0	0	0	0
T31SD STEP 30 (40) (999999999)	0	0	0	0	0	0	0	8625	5895	6026 0	0	0	0	0	0	0	0	0	0	0
T4FD STEP 10 (40) (300)	0	0	0	0	0	0	0	23350	22380	21577 0	0	0	0	0	0	0	0	0	0	0
T4FD STEP 20 (40) (147000)	0	0	0	0	0	0	0	337750	263969	261616 0	0	0	0	0	0	0	0	0	0	0
T4FD STEP 30 (40) (999999999)	0	0	0	0	0	0	0	54905	32068	28373 0	0	0	0	4994 0	0	151 0	0	0	0	0
T4SD STEP 30 (40) (999999999)	0	0	0	0	0	0	0	371346	359771	356170 0	0	0	0	0	0	0	0	0	0	0
T34S STEP 10 (40) (999999999)	0	0	0	0	0	0	0	224618	199478	220014 0	194289	237274	282751	160275 0	0	0	0	0	0	0
T34D STEP 10 (40) (999999999)	0	0	0	0	0	0	0	14302	8999	10960 0	0	0	0	0	0	0	0	0	0	0
11WD STEP 10 (40) (150000)	7549.6393	5970.8144	8683.8094	11616.3997	12140.4657	5927.6242	10231.3659	11232.36	14151.69	14132.48	12040.9	12610.2	17594.43	12187.24	17481.8	23831.33	17205.79	13304.5	20547.95	
11WD STEP 20 (40) (999999999)	0	0	0	0	0	0	0	0	0	0	0	0	0	0	0	0	0	0	0	0
T31D STEP 10 (40) (15000)	0	0	0	0	0	0	0	289107	245006	263751 0	0	0	0	0	0	0	0	0	0	0
T31D STEP 20 (40) (999999999)	0	0	0	0	0	0	0	77208	62868	130864 0	0	0	0	0	0	0	0	0	0	0
T31SD STEP 20 (40) (999999999)	0	0	0	0	0	0	0	473485	376759	431965 0	0	0	0	0	0	0	0	0	0	0
T4FD STEP 10 (40) (300)	0	0	0	0	0	0	0	600	600	600 0	0	0	0	0	0	0	0	0	0	0
T4FD STEP 20 (40) (147000)	0	0	0	0	0	0	0	1595	1066	1030 0	0	0	0	0	0	0	0	0	0	0
T4FD STEP 30 (40) (999999999)	0	0	0	0	0	0	0	28874	26356	26948 0	0	0	0	0	0	0	0	0	0	0
T4SD STEP 30 (40) (999999999)	0	0	0	0	0	0	0	85119	34714 0	0	0	0	0	0	0	0	0	0	0	0
42WR STEP 10 (40) (3000)	0	0	0	0	0	0	0	0	0	0	0	0	0	0	0	0	0	0	0	0
52WC STEP 10 (40) (3000)	0	-4.7715 0	0	0	0	0	0	0	0	0	0	96.7	82.38	171.25	173.1	300	300	300	300	300
52WC STEP 20 (40) (147000)	0	0	0	0	0	0	0	0	0	0	0	0	0	0	0	114.33	252.04	230.7	26.92	
52WP STEP 10 (40) (3000)	23692.5967	40766.6674	70534.8032	118296.8753	170549.7105	47041.8228	143963.3406	69130.59	39597.5	26779.51	22406.89	22855.78	25144.88	36426.54	63937.73	120407.97	173619.8	160193.01	115425.79	
52WP STEP 20 (40) (147000)	4529.8552	6349.0071	20432.8798	36367.3091	81820.8115	106223.4027	45602.3103	10351.58	5768.39	3644.72	3287.56	3587.82	3902.02	5047.62	24096.23	44504.08	75142.51	56717.58	25001.76	
52WP STEP 30 (40) (999999999)	0	0	0	0	0	70011.1 0	0	0	0	3.6 0	0	0	0	0	1484 0	0	0	0	0	0

	April Fiscal 2011	May Fiscal 2011	June Fiscal 2011	July Fiscal 2011	August Fiscal 2011	September Fiscal 2011	October Fiscal 2012	November Fiscal 2012	December Fiscal 2012	Jul09-Dec11	"Summary"	Check
42PR STEP 10 (40) (3000)	2986.17	2013	1424.95	1335.99	1377.5	1522.29	2013.21	3150.82	4019.1	81,912	24,146,203	-
42PR STEP 20 (40) (147000)	531.3	196.7	34.8	33.7	36.5	165.2	124.4	808.1	3737.16	50,795		
42WR STEP 10 (40) (3000)	866491.18	405285.75	205026.47	189736.16	157558.07	164442.17	265970.16	705211.86	1285933.02	23,918,386		
42WR STEP 20 (40) (147000)	1474.48	2837.6	8837.3	5072.4	6475.6	4282.04	4427.77	-282.2	4298.9	94,828		
42WR STEP 30 (40) (999999999)	0	0	0	0	0	0	0	0	0	281		
52WC STEP 10 (40) (3000)	3.84	4.3	0.5	-2.6	0	0	2.1	2.8	0			
52WC STEP 30 (40) (999999999)	0	0	0	8.6	0	0	0	0	0			
52WP STEP 10 (40) (3000)	0	0	0	0	0	0	0	0	0			
734C STEP 10 (40) (999999999)	0	0	0	0	0	0	0	0	0			
72FC STEP 10 (40) (300)	0	0	0	0	0	0	0	0	0			
8004 STEP 10 (40) (300)	0	0	0	0	0	0	0	0	0			
8002 STEP 10 (40) (300)	0	0	0	0	0	0	0	0	0			
42WR STEP 10 (40) (3000)	0	27.1	8.5	-2.5	0	-1.1	0	0	19.6			
52WC STEP 10 (40) (3000)	338747.75	185041.04	139886.99	128470.31	126781.27	132720.84	162842.84	268189.79	480202.13	9,737,792	11,106,128	-
52WC STEP 20 (40) (147000)	21454.84	9353.7	10467.43	8300.46	13172.25	32379.95	42557.41	33271.49	47909.83	1,277,665		
52WC STEP 30 (40) (999999999)	0	0	0	0	0	0	0	0	0	92,672		
52WP STEP 10 (40) (3000)	0	0	0	0	0	0	0	0	0			
61FC STEP 10 (40) (300)	0	0	0	0	0	0	0	0	0			
734C STEP 10 (40) (15000)	0	0	0	0	0	0	0	0	0			
74FC STEP 10 (40) (300)	0	0	0	0	0	0	0	0	0			
74FC STEP 20 (40) (14700)	0	0	0	0	0	0	0	0	0			
74FC STEP 30 (40) (999999999)	1609	1217	1191	864	0	0	0	1040	0			
11WC STEP 10 (40) (150000)	3221.97	2371.22	1948.58	42.06	6002.9	44.87	178.05	699.12	1481.27	65,700	65,700	-
734C STEP 10 (40) (15000)	0	0	0	0	0	0	0	0	0			
11WC STEP 10 (40) (150000)	0	0	0	0	0	0	0	0	0			
22WD STEP 10 (40) (3000)	21317.94	-59292.56	-4173.66	13145.72	11053.78	8509.27	12504.67	21352.55	26532.58	784,773	1,303,095	-
22WD STEP 20 (40) (147000)	17797.73	34608.41	12812.11	3485.65	6523.65	4238.07	9273.63	16140.56	42891.28	765,014		
22WD STEP 30 (40) (999999999)	0	42590	0	0	0	0	0	0	0	(256,692)		
62ID STEP 10 (40) (15000)	0	0	0	0	0	0	0	0	0			
734D STEP 10 (40) (15000)	0	0	0	0	0	0	0	0	0			
734D STEP 20 (40) (999999999)	0	0	0	0	0	0	0	0	0			
734D STEP 30 (40) (999999999)	0	0	0	0	0	0	0	0	0			
74FD STEP 10 (40) (300)	0	0	0	0	0	0	0	0	0			
74FD STEP 20 (40) (14700)	0	0	0	0	0	0	0	0	0			
74FD STEP 30 (40) (999999999)	1691	0	153	0	0	0	0	0	152			
74SD STEP 30 (40) (999999999)	0	0	0	0	0	0	0	0	0			
734S STEP 10 (40) (999999999)	0	0	0	0	0	0	0	0	0			
734D STEP 10 (40) (999999999)	0	0	0	0	0	0	0	0	0			
11WD STEP 10 (40) (150000)	10355.95	46301.23	21169.24	23654.95	19156.73	24728.2	-18124.79	16301.68	25124.78	447,339	490,316	-
11WD STEP 20 (40) (999999999)	0	20297.0	0	0	0	20923.4	0	0	1320	42,977		
734D STEP 10 (40) (15000)	0	0	0	0	0	0	0	0	0			
734D STEP 20 (40) (999999999)	0	0	0	0	0	0	0	0	0			
734D STEP 30 (40) (999999999)	0	222	0	0	0	0	0	0	0			
74FD STEP 10 (40) (300)	0	0	0	0	0	0	0	0	0			
74FD STEP 20 (40) (14700)	0	0	0	0	0	0	0	0	0			
74FD STEP 30 (40) (999999999)	0	0	0	0	0	0	0	0	0			
74SD STEP 30 (40) (999999999)	0	0	0	0	0	0	0	0	0			
42WR STEP 10 (40) (3000)	0	0	0	0	0	0	0	0	0			
52WC STEP 10 (40) (3000)	0	0	0	0	0	0	0	300	0			
52WC STEP 20 (40) (147000)	0	0	0	0	0	0	0	191	0			
52WP STEP 10 (40) (3000)	78492.29	46174.01	30024.7	21754.5	24860.44	27818.48	36502.22	65478.19	106241.99	1,979,900	2,700,517	-
52WP STEP 20 (40) (147000)	12062.09	7933	3832.01	3320.02	4405.89	6267.75	6353.65	8717.62	27796.03	649,116		
52WP STEP 30 (40) (999999999)	0	0	0	0	0	0	0	0	0	71,499		

WKG 009 (40)
View
Customer Status
Charge Month
GL Accounts
Geography

Billed Volume
Excl WNA (MCF)

		October Fiscal 2007	November Fiscal 2007	December Fiscal 2007	January Fiscal 2007	February Fiscal 2007	March Fiscal 2007	April Fiscal 2007	May Fiscal 2007	June Fiscal 2007	July Fiscal 2007	August Fiscal 2007	September Fiscal 2007	October Fiscal 2008	November Fiscal 2008	December Fiscal 2008
RESIDENTIAL (CC10)	42PR STEP 10 (40) (3000)	2,652	3,375	3,919	4,057	4,587	3,602	2,974	2,443	1,874	1,759	1,737	1,577	2,245	3,346	4,047
	42PR STEP 20 (40) (147000)	692	2,327	3,598	5,150	6,046	1,766	1,027	65	35	73	20	6	196	1,630	4,429
	42WR STEP 10 (40) (3000)	357,169	925,625	1,409,771	1,577,561	2,252,376	1,658,561	783,547	426,374	225,679	174,941	183,007	164,772	195,528	665,502	1,358,981
	42WR STEP 20 (40) (147000)	3,201	4,181	2,891	2,023	5,598	5,086	981	3,615	728	6,792	3,540	3,501	2,125	873	3,720
COMMERCIAL FIRM (CC20)	52WC STEP 10 (40) (3000)	11	17	1	-	11	-	-	0	0	0	0	0	-	-	16
	S004 STEP 10 (40) (300)	787	1,134	1,245	1,474	1,729	2,238	1,662	1,303	877	722	933	656	751	901	1,351
	S002 STEP 10 (40) (300)	851	922	1,079	1,289	1,104	1,246	859	0	740	1,494	487	514	593	790	1,029
	52WC STEP 10 (40) (3000)	191,373	344,102	513,150	573,810	829,727	808,534	311,619	197,964	122,078	136,256	127,130	125,445	123,218	259,103	489,593
COMMERCIAL INTERRUPTIBLE (CC21)	52WC STEP 20 (40) (147000)	51,303	43,321	74,151	89,509	134,656	75,459	28,122	27,216	34,047	34,035	14,099	18,221	26,333	30,933	53,283
	11WC STEP 10 (40) (150000)	3,636	4,227	4,208	3,027	2,376	878	964	170	156	145	152	147	117	2,066	2,032
	22WD STEP 10 (40) (3000)	18,659	29,394	39,993	39,534	46,184	31,262	25,834	13,548	(87,417)	10,600	11,514	11,507	14,119	29,530	35,660
	22WD STEP 20 (40) (147000)	21,274	28,657	44,154	60,798	95,303	39,281	32,657	17,667	30,540	11,117	19,546	17,296	18,643	37,907	50,114
INDUSTRIAL FIRM (CC30)	G2ID STEP 10 (40) (15000)	13,230	9,124	22,035	21,107	10,806	30,000	33,462	43,037	10,936	9,545	3,371	559	2,850	5,948	11,607
	T4FD STEP 10 (40) (300)	900	900	900	900	900	1,200	1,200	1,500	1,500	1,200	1,200	1,320	1,170	1,500	
	T4FD STEP 20 (40) (14700)	8,429	11,152	10,301	12,561	16,827	24,503	16,746	19,177	15,032	12,978	13,238	14,875	13,429	17,431	24,715
	11WD STEP 10 (40) (150000)	12,665	13,608	25,813	27,876	26,238	24,432	22,910	20,451	18,449	15,377	8,551	13,833	21,789	23,479	21,839
PUBLIC AUTHORITY FIRM (CC40)	52WP STEP 10 (40) (3000)	49,832	92,203	125,919	136,184	168,866	139,200	79,667	51,111	31,409	24,697	24,715	24,620	23,727	69,265	116,614
	52WP STEP 20 (40) (147000)	16,119	25,505	35,172	45,696	75,023	43,111	13,854	9,892	6,920	4,468	4,502	2,819	17,093	14,778	29,648

	January Fiscal 2008	February Fiscal 2008	March Fiscal 2008	April Fiscal 2008	May Fiscal 2008	June Fiscal 2008	July Fiscal 2008	August Fiscal 2008	September Fiscal 2008	Oct-May	"Summary"	Check
42PR STEP 10 (40) (3000)	4,575	4,406	4,152	3,399	2,431	1,766	1,787	1,639	1,738	18,475	2,475,802	-
42PR STEP 20 (40) (147000)	6,439	5,580	3,214	1,273	186	48	62	7	50	1,319		
42WR STEP 10 (40) (3000)	2,005,633	2,096,211	1,725,174	1,039,823	487,002	199,021	180,194	166,895	156,133	2,413,492		
42WR STEP 20 (40) (147000)	2,865	3,316	3,477	3,365	7,197	11,816	7,728	2,261	2,098	42,616		
52WC STEP 10 (40) (3000)	-	-	-	3	5	-	1	-	0			
S004 STEP 10 (40) (300)	1,636	2,195	1,931	1,771	917	575	1,189	460	625			
S002 STEP 10 (40) (300)	1,057	1,281	953	1,071	792	678	640	822	420			
52WC STEP 10 (40) (3000)	633,954	775,615	646,254	393,473	206,369	34,758	129,769	116,413	123,664	1,254,591	1,514,474	-
52WC STEP 20 (40) (147000)	134,448	115,689	80,496	37,434	25,179	29,450	11,614	18,979	23,287	259,883		
11WC STEP 10 (40) (150000)	9,205	9,467	11,787	7,336	7,367	8,158	625	2,414	5,796	20,069		
22WD STEP 10 (40) (3000)	47,229	38,262	42,647	22,735	13,821	112,473	9,876	11,468	10,469	546,776	1,363,463	-
22WD STEP 20 (40) (147000)	98,457	71,731	52,630	18,429	14,137	35,954	9,246	15,345	11,046	816,695		
G2ID STEP 10 (40) (15000)	6,660	14,633	47,354	70,619	67,648	52,190	35,503	5,626	1,358			
T4FD STEP 10 (40) (200)	1,600	1,500	1,500	1,500	1,500	1,500	1,472	1,473	1,453			
T4FD STEP 20 (40) (14700)	25,218	32,925	27,348	21,787	17,534	14,739	12,697	10,818	10,818			
11WD STEP 10 (40) (150000)	20,431	20,340	13,653	13,691	12,720	11,868	14,648	8,154	6,187	133,702		
52WP STEP 10 (40) (3000)	157,074	161,039	141,312	95,523	51,413	26,511	23,637	22,705	24,028	310,224	386,629	-
52WP STEP 20 (40) (147000)	64,665	64,164	43,716	20,319	7,397	7,394	4,156	3,223	3,477	76,604		

WKG 009 (40)
View
Customer Status
Charge Month
GL Accounts
Geography
Base
Charge
Count

		October	November	December	January	February	March	April	May	June	July	August	September	October	November
		Fiscal 2008	Fiscal 2009	Fiscal 2009	Fiscal 2009	Fiscal 2009	Fiscal 2009	Fiscal 2009	Fiscal 2009	Fiscal 2009	Fiscal 2009	Fiscal 2009	Fiscal 2009	Fiscal 2010	Fiscal 2010
RESIDENTIAL (CC10)	WK-FIRM (G1) PUBLIC HOUSING RES 42PR (40)	1,372	1,368	1,369	579	1,362	2,152	1,388	828	1,907	1,368	1,365	1,105	1,633	1,372
	WK-FIRM (G1) RES 42WR (40)	148,586	150,871	153,205	153,684	154,840	156,103	154,084	151,603	149,902	148,826	147,839	147,350	148,787	150,895
	WK-FIRM (G1) COM 52WC (40)	0	0	0	0	0	1	5	2	0	0	0	0	1	1
	WK-FIRM (G1) PA 52WP (40)	0	0	0	0	0	0	0	0	0	0	0	0	0	0
COMMERCIAL FIRM INT TRANSP CONTRACT (CC2Y)	T2 FIRM COMMERCIAL TRANSPORTATION T2FC (40)	0	0	0	0	0	0	0	0	0	0	0	0	0	0
COMMERCIAL FIRM (CC20)	WK-INTR (G2) COM 11WC (40)	0	0	0	1	1	1	1	1	1	1	2	0	0	0
	WK-FIRM (G1) RES 42WR (40)	0	0	0	1	0	0	1	0	1	1	1	0	0	0
	WK-FIRM (G1) COM 52WC (40)	0	17006	17541	17687	17722	17785	17897	17713	17286	17015	16820	16834	16692	17024
	WK-FIRM (G1) PA 52WP (40)	0	0	0	0	0	0	0	1	0	0	2	0	0	0
	G1 FIRM COMMERCIAL G1FC (40)	0	0	0	0	0	0	0	0	1	1	1	1	0	0
	T3 INT COMMERCIAL TRANSPORTATION T3IC (40)	0	0	0	0	0	0	0	0	0	0	0	0	0	0
	T4 FIRM COMM TRANSPORTATION T4FC (40)	0	0	0	0	0	0	0	0	0	0	0	0	0	0
	T4 FIRM INDUSTRIAL TRANSPORTATION T4FD (40)	0	1	0	0	0	0	0	0	0	0	0	0	0	0
COMMERCIAL INTERRUPTIBLE (CC21)	WK-INTR (G2) COM 11WC (40)	0	3	3	3	3	3	3	3	2	2	3	2	2	3
	T3 INT COMMERCIAL TRANSPORTATION T3IC (40)	0	0	0	0	0	0	0	0	0	0	0	0	0	0
INDUSTRIAL FIRM (CC30)	CARBIDE IND LLC G1FD S005 (40)	0	1	1	1	1	0	0	0	0	0	0	0	0	0
	WK-INTR (G2) IND 11WD (40)	0	0	0	0	0	0	0	0	0	0	0	0	0	0
	WK-FIRM (G1) IND 22WD (40)	0	255	218	219	166	253	206	250	186	178	254	181	206	246
	T3 INT INDUSTRIAL TRANSPORTATION T3ID (40)	0	0	0	0	0	0	0	0	0	1	0	0	0	0
	T3 SMC INDUSTRIAL T3SD (40)	0	0	0	0	0	0	0	0	0	0	0	0	0	0
	T4 FIRM INDUSTRIAL TRANSPORTATION T4FD (40)	0	5	5	5	7	5	6	4	3	0	3	0	0	0
	T4 SMC INDUSTRIAL T4SD (40)	0	0	0	0	0	0	0	0	0	0	0	0	0	0
	T3T4 FIRM/INT TRANSPORT SPECAIL T34S (40)	0	0	0	0	0	0	0	0	0	0	0	0	0	0
INDUSTRIAL INTERRUPTIBLE (CC31)	T2 INT INDUSTRIAL TRANSPORTATION T2ID (40)	0	0	0	0	0	0	2	0	0	0	0	0	0	0
	T3T4 FIRM/INT TRANSPORT IND T34D (40)	0	0	0	0	0	0	0	0	0	0	0	0	0	0
	WK-INTR (G2) IND 11WD (40)	0	13	8	8	7	5	14	11	8	5	11	8	6	8
	WK-FIRM (G1) IND 22WD (40)	0	0	0	0	0	0	0	0	0	0	0	0	0	0
	T3 INT INDUSTRIAL TRANSPORTATION T3ID (40)	0	0	0	0	0	0	0	0	0	0	0	0	0	0
	T3 SMC INDUSTRIAL T3SD (40)	0	0	0	0	0	0	0	0	0	0	0	0	0	0
	T4 FIRM INDUSTRIAL TRANSPORTATION T4FD (40)	0	0	0	0	0	0	0	0	0	0	0	0	0	0
	T4 SMC INDUSTRIAL T4SD (40)	0	0	0	0	0	0	0	0	0	0	0	0	0	0
PUBLIC AUTHORITY FIRM (CC40)	WK-FIRM (G1) RES 42WR (40)	0	0	0	0	0	0	0	0	0	1	0	0	0	0
	WK-FIRM (G1) COM 52WC (40)	0	0	0	0	0	0	0	0	0	0	0	0	0	0
	WK-FIRM (G1) PA 52WP (40)	0	1563	1570	1570	1585	1578	1578	1571	1567	1572	1544	1551	1645	1607

	December Fiscal 2010	January Fiscal 2010	February Fiscal 2010	March Fiscal 2010	April Fiscal 2010	May Fiscal 2010	June Fiscal 2010	July Fiscal 2010	August Fiscal 2010	September Fiscal 2010	October Fiscal 2011	November Fiscal 2011	December Fiscal 2011	January Fiscal 2011	February Fiscal 2011	March Fiscal 2011	April Fiscal 2011	May Fiscal 2011	June Fiscal 2011	July Fiscal 2011
WK-FIRM (G1) PUBLIC HOUSING RES 42PR (40)	1367	1370	1369	1363	1355	1368	1360	1359	1357	1362	1363	1359	1345	1350	1354	1351	1354	1205	1207	1205
WK-FIRM (G1) RES 42WR (40)	152400	154144	154754	156102	154983	152522	150695	148902	148599	148169	148981	150793	153136	154842	155382	156211	154815	153541	152265	150409
WK-FIRM (G1) COM 52WC (40)	0	2	1	10	0	1	1	3	0	1	2	3	2	1	1	-1	1	3	1	1
WK-FIRM (G1) PA 52WP (40)	0	0	0	0	0	0	0	0	0	0	0	0	0	0	0	0	0	0	0	0
T2 FIRM COMMERCIAL TRANSPORTATION T2FC (40)	0	0	0	0	0	0	0	0	0	0	0	0	0	0	0	0	0	0	0	0
WK-INTR (G2) COM 11WC (40)	0	0	0	0	0	0	0	0	0	0	0	0	0	0	0	0	0	0	0	0
WK-FIRM (G1) RES 42WR (40)	0	0	0	0	0	0	0	0	0	0	0	0	0	0	0	0	0	0	0	0
WK-FIRM (G1) COM 52WC (40)	17485	17687	17709	17813	17662	17187	17044	16264	16876	16698	16747	17164	17575	17710	17789	17773	17698	17495	17345	16990
WK-FIRM (G1) PA 52WP (40)	0	0	0	0	1	1	10	0	0	0	0	0	0	0	0	0	0	0	0	0
G1 FIRM COMMERCIAL G1FC (40)	0	0	0	0	0	0	0	0	0	0	0	0	0	0	0	0	0	0	0	0
T3 INT COMMERCIAL TRANSPORTATION T3IC (40)	0	0	0	0	1	1	10	0	0	0	0	0	0	0	0	0	0	0	0	0
T4 FIRM COMM TRANSPORTATION T4FC (40)	0	0	0	0	6	5	5	1	1	0	1	1	1	1	1	1	1	1	1	1
T4 FIRM INDUSTRIAL TRANSPORTATION T4FD (40)	0	0	0	0	0	0	0	0	0	0	0	0	0	0	0	0	0	0	0	0
WK-INTR (G2) COM 11WC (40)	3	3	3	4	4	3	3	3	3	3	4	4	4	4	4	4	4	4	4	2
T3 INT COMMERCIAL TRANSPORTATION T3IC (40)	0	0	0	0	5	4	4	0	0	0	0	0	0	0	0	0	0	0	0	0
CARBIDE IND LLC G1FD S305 (40)	0	0	0	0	0	0	0	0	0	0	0	0	0	0	0	0	0	0	0	0
WK-INTR (G2) IND 11WD (40)	0	0	0	0	2	2	2	0	0	0	0	0	0	0	0	0	0	0	0	0
WK-FIRM (G1) IND 22WD (40)	213	210	183	220	189	200	200	177	211	179	207	202	185	214	197	209	195	193	199	166
T3 INT INDUSTRIAL TRANSPORTATION T3ID (40)	0	0	0	0	4	5	5	0	0	0	0	0	0	0	0	0	0	0	0	0
T3 SMC INDUSTRIAL T3SD (40)	0	0	0	0	1	1	10	0	0	0	0	0	0	0	0	0	0	0	0	0
T4 FIRM INDUSTRIAL TRANSPORTATION T4FD (40)	0	0	0	0	80	80	79	0	0	0	10	0	20	0	0	0	0	10	10	0
T4 SMC INDUSTRIAL T4SD (40)	0	0	0	0	3	6	30	0	0	0	0	0	0	0	0	0	0	0	0	0
T3T4 FIRM/INT TRANSPORT SPECIAL T3AS (40)	0	0	0	0	4	4	4	4	4	4	4	4	4	4	4	4	4	4	4	0
T2 INT INDUSTRIAL TRANSPORTATION T2ID (40)	0	0	0	0	0	0	0	0	0	0	0	0	0	0	0	0	0	0	0	0
T3T4 FIRM/INT TRANSPORT IND T34D (40)	0	0	0	0	1	1	10	0	0	0	0	0	0	0	0	0	0	0	0	0
WK-INTR (G2) IND 11WD (40)	7	7	7	7	8	6	7	8	7	9	8	7	8	9	7	9	8	9	12	10
WK-FIRM (G1) IND 22WD (40)	0	0	0	0	10	0	0	0	0	0	0	0	0	0	0	0	0	0	0	0
T3 INT INDUSTRIAL TRANSPORTATION T3ID (40)	0	0	0	0	47	47	48	0	0	0	0	0	0	0	0	0	0	0	0	0
T3 SMC INDUSTRIAL T3SD (40)	0	0	0	0	8	8	80	0	0	0	0	0	0	0	0	0	0	10	0	0
T4 FIRM INDUSTRIAL TRANSPORTATION T4FD (40)	0	0	0	0	3	3	30	0	0	0	0	0	0	0	0	0	0	0	0	0
T4 SMC INDUSTRIAL T4SD (40)	0	0	0	0	1	10	0	0	0	0	0	0	0	0	0	0	0	0	0	0
WK-FIRM (G1) RES 42WR (40)	0	0	0	0	0	0	0	0	0	0	0	0	0	0	0	0	0	0	0	0
WK-FIRM (G1) COM 52WC (40)	0	0	0	0	0	0	0	0	0	0	0	0	0	0	0	0	0	0	0	0
WK-FIRM (G1) PA 52WP (40)	1503	1568	1594	1608	1571	1567	1564	1562	1553	1551	1557	1563	1573	1576	1576	1580	1570	1571	1573	1551

	August Fiscal 2011	September Fiscal 2011	October Fiscal 2012	November Fiscal 2012	December Fiscal 2012	Jul09-Dec11	"Summary"	Check
WK-FIRM (G1) PUBLIC HOUSING RES 42PR (40)	1350	1356	1352	1349	1349	40,328	4,590,354	-
WK-FIRM (G1) RES 42WR (40)	150060	149059	150647	151729	153588	4,550,026		
WK-FIRM (G1) COM 52WC (40)	0	0	3	2	0			
WK-FIRM (G1) PA 52WP (40)	0	0	0	0	0			
T2 FIRM COMMERCIAL TRANSPORTATION T2FC (40)	0	0	0	0	0			
WK-INTR (G2) COM 11WC (40)	0	0	0	0	0			
WK-FIRM (G1) RES 42WR (40)	0	2	1	0	3			
WK-FIRM (G1) COM 52WC (40)	15918	16806	17954	17349	17584	517,406	517,406	-
WK-FIRM (G1) PA 52WP (40)	0	0	0	0	0			
G1 FIRM COMMERCIAL G1FC (40)	0	0	0	0	0			
T3 INT COMMERCIAL TRANSPORTATION T3IC (40)	0	0	0	0	0			
T4 FIRM COMM TRANSPORTATION T4FC (40)	0	0	0	1	0			
T4 FIRM INDUSTRIAL TRANSPORTATION T4FD (40)	0	0	0	0	0			
WK-INTR (G2) COM 11WC (40)	0	4	3	4	4	101	101	-
T3 INT COMMERCIAL TRANSPORTATION T3IC (40)	0	0	0	0	0			
CARBIDE IND LLC G1FD 5005 (40)	0	0	0	0	0			
WK-INTR (G2) IND 11WD (40)	0	0	0	0	0			
WK-FIRM (G1) IND 22VD (40)	0	236	161	216	201	6,079	6,079	-
T3 INT INDUSTRIAL TRANSPORTATION T3ID (40)	0	0	0	0	0			
T3 SMC INDUSTRIAL T3SD (40)	0	0	0	0	0			
T4 FIRM INDUSTRIAL TRANSPORTATION T4FD (40)	0	0	0	0	1			
T4 SMC INDUSTRIAL T4SD (40)	0	0	0	0	0			
T3T4 FIRM/INT TRANSPORT SPECAL T34S (40)	0	0	0	0	0			
T2 INT INDUSTRIAL TRANSPORTATION T2ID (40)	0	0	0	0	0			
T3T4 FIRM/INT TRANSPORT IND T34D (40)	0	0	0	0	0			
WK-INTR (G2) IND 11WD (40)	0	8	8	12	9	246	246	-
WK-FIRM (G1) IND 22VD (40)	0	0	0	0	0			
T3 INT INDUSTRIAL TRANSPORTATION T3ID (40)	0	0	0	0	0			
T3 SMC INDUSTRIAL T3SD (40)	0	0	0	0	0			
T4 FIRM INDUSTRIAL TRANSPORTATION T4FD (40)	0	0	0	0	0			
T4 SMC INDUSTRIAL T4SD (40)	0	0	0	0	0			
WK-FIRM (G1) RES 42WR (40)	0	0	0	0	0			
WK-FIRM (G1) COM 52WC (40)	0	0	0	1	0			
WK-FIRM (G1) PA 52WP (40)	1575	1561	1562	1571	1579	47,106	47,106	-

WKG 009 (40)
View
Customer Status
Charge Month
GL Accounts
Geography
Base
Charge
Count

		October Fiscal 2007	November Fiscal 2007	December Fiscal 2007	January Fiscal 2007	February Fiscal 2007	March Fiscal 2007	April Fiscal 2007	May Fiscal 2007	June Fiscal 2007	July Fiscal 2007	August Fiscal 2007	September Fiscal 2007	October Fiscal 2006	November Fiscal 2006	December Fiscal 2006
RESIDENTIAL (CC10)	WK-FIRM (G1) IND 22WD (40)	1	0	2	1	1	0	0	0	0	0	0	0	0	0	0
	WK-FIRM (G1) PUBLIC HOUSING RES 42PR (40)	1,300	1,361	1,301	1,300	1,301	1,297	1,299	1,431	1,365	1,352	1,357	1,365	1,369	1,440	1,369
	WK-FIRM (G1) RES 42WR (40)	148,345	151,867	154,086	154,803	155,285	155,728	155,309	153,324	150,325	149,352	149,041	148,455	148,380	151,522	152,515
	WK-FIRM (G1) COM 52WC (40)	4	3	2		1				3	0	0	0	2	1	1
	WK-FIRM (G1) PA 52WP (40)	0	0	0	0	0	0	0	0	1	0	0	0	0	0	0
COMMERCIAL FIRM (CC20)	T4 FIRM INDUSTRIAL TRANSPORTATION T4FD (40)	0	2	2	0	0	0	0	0	0	0	0	1	0	0	0
	T3 INT INDUSTRIAL TRANSPORTATION T3ID (40)	0	0	0	1	0	0	0	0	0	0	0	0	0	0	0
	NORTH POINT T C L2IC S008 (40)	0	2	(1)	1	1	(1)	1	1	1	1	1	0	2	1	1
	WK-INTR (G2) COM 11WC (40)	0	0	0	1	1	1	1	0	1	1	0	0	0	0	0
	WK-FIRM (G1) RES 42WR (40)	0	2	7	0	0	0	0	0	0	0	0	1	0	0	0
	WK-FIRM (G1) COM 52WC (40)	17,257	17,732	17,947	18,014	18,144	18,199	18,031	17,735	17,384	17,351	17,142	17,207	17,150	17,704	17,595
	WK-FIRM (G1) PA 52WP (40)	0	0	5	0	2	0	0	0	0	0	0	0	0	1	0
COMMERCIAL INTERRUPTIBLE (CC21)	NORTH POINT T C L2IC S008 (40)	0	0	0	0	0	0	0	0	0	0	0	0	0	0	0
	WK-INTR (G2) COM 11WC (40)	0	5	5	5	4	4	4	4	3	2	2	2	3	2	3
INDUSTRIAL FIRM (CC30)	T4 FIRM INDUSTRIAL TRANSPORTATION T4FD (40)	0	3	3	3	3	3	4	4	8	5	4	4	5	4	5
	RIVER VALLEY FOODS G1FD S007 (40)	0	2	1	1	1	1	1	1	0	0	0	0	0	0	0
	CARBIDE IND LLC 31FD S005 (40)	0	2	1	1	1	1	1	1	1	1	1	0	2	1	1
INDUSTRIAL INTERRUPTIBLE (CC31)	WK-FIRM (G1) IND 22WD (40)	0	203	207	221	211	221	217	214	209	208	206	199	230	209	228
	WK-INTR (G2) IND 11WD (40)	0	8	8	10	9	9	9	9	8	8	5	9	8	7	8
PUBLIC AUTHORITY FIRM (CC40)	WK-FIRM (G1) COM 52WC (40)	0	0	0	0	0	0	0	0	0	0	0	0	0	0	0
	WK-FIRM (G1) PA 52WP (40)	0	1614	1609	1602	1602	1600	1593	1597	1595	1578	1577	1585	1583	1572	1584

	January Fiscal 2008	February Fiscal 2008	March Fiscal 2008	April Fiscal 2008	May Fiscal 2008	June Fiscal 2008	July Fiscal 2008	August Fiscal 2008	September Fiscal 2008	Oct-May	"Summary"	Check
WK-FIRM (G1) IND 22WD (40)	0	0	0	0	0	0	0	0	0			
WK-FIRM (G1) PUBLIC HOUSING RES 42PR (40)	1,367	1,366	1,367	1,368	1,368	1,371	1,367	1,367	1,368	12,296	1,362,295	-
WK-FIRM (G1) RES 42WR (40)	156,302	155,594	156,441	155,113	152,347	150,420	149,364	148,414	148,176	1,349,999		
WK-FIRM (G1) COM 52WC (40)	-	-	-	1	2	-	2	-	1			
WK-FIRM (G1) PA 52WP (40)	0	0	0	0	0	0	0	0	0			
T4 FIRM INDUSTRIAL TRANSPORTATION T4FD (40)	0	0	0	0	0	0	0	0	1			
T3 INT INDUSTRIAL TRANSPORTATION T3ID (40)	0	0	0	0	0	0	0	0	0			
NORTH POINT T C L2IC S008 (40)	0	0	0	0	0	0	0	0	0			
WK-INTR (S2) COM 11WC (40)	0	0	0	0	0	0	0	0	0			
WK-FIRM (G1) RES 42WR (40)	1	0	-	0	0	0	-	-	0			
WK-FIRM (G1) COM 52WC (40)	18,175	17,995	18,055	17,894	17,564	16,980	17,127	16,907	17,018	155,781	155,781	-
WK-FIRM (G1) PA 52WP (40)	0	0	0	0	0	0	3	0	0			
NORTH POINT T C L2IC S008 (40)	1	0	0	0	0	0	0	0	0			
WK-INTR (S2) COM 11WC (40)	4	4	4	2	6	3	3	3	4	75	75	-
T4 FIRM INDUSTRIAL TRANSPORTATION T4FD (40)	7	5	5	5	7	6	5	5	5			
RIVER VALLEY FOODS G1FD S007 (40)	0	0	0	0	0	0	0	0	0			
CARBIDE IND LLC G1FD S005 (40)	1	1	1	1	1	1	1	1	1			
WK-FIRM (G1) IND 22WD (40)	219	197	232	192	143	295	172	234	163	4,474	4,474	-
WK-INTR (S2) IND 11WD (40)	8	2	8	8	4	12	7	8	4	172	172	-
WK-FIRM (G1) COM 52WC (40)	2	0	0	0	1	0	0	0	0			
WK-FIRM (G1) PA 52WP (40)	1601	1587	1585	1578	1566	1519	1564	1543	1563	14,189	14,189	-

Kentucky Division - 009DIV

	Fiscal 2012 August	Fiscal 2012 September	Fiscal 2013 October	Fiscal 2013 November	Fiscal 2013 December	Fiscal 2013 January	Fiscal 2013 February	Total Base Peric
Depreciation Expense - Depr & Taxes Other Expense 4030-09344	3,052	3,045	3,287	3,286	3,365	3,369	6,904	
Depreciation Expense - Depr Exp-Natural Gas Prod 4030-30002	13,558	13,558	14,199	14,198	14,200	14,200	14,200	
Depreciation Expense - Depr Exp-Transmission Plant 4030-30004	46,062	46,021	46,137	46,905	45,905	45,882	45,882	
Depreciation Expense - Depr Exp-Distribution Plant 4030-30005	919,939	1,005,163	937,434	940,426	945,262	947,940	951,056	
Depreciation Expense - Depr Exp-General Plant 4030-30007	46,093	52,719	43,981	43,985	43,598	43,716	43,726	
Depreciation Expense - Vehicle Depreciation 4030-30031	19,703	19,703	19,703	19,703	19,703	19,703	19,703	137,921
Depreciation Expense - Vehicle Depreciation Capitalized 4030-30032	-10,247	-11,039	-10,495	-10,602	-10,577	-10,170	-10,196	-73,326
Depreciation Expense - Heavy Equipment Depreciation 4030-30041	2,027	2,027	2,590	2,590	2,590	2,590	2,590	17,002
Depreciation Expense - Heavy Equipment Depreciation Capital 4030-30042	-1,986	-1,986	-2,538	-2,538	-2,538	-2,538	-2,538	-16,661
Depreciation Expense - Tools & Shop Depreciation 4030-30061	12,036	12,775	11,659	11,659	11,659	11,708	11,797	83,292
Depreciation Expense - Tools & Shop Depreciation Capitalize 4030-30062	-6,260	-7,157	-6,210	-6,273	-6,259	-6,043	-6,105	-44,307
Depreciation Expense - Billing for Taxes Other and Depr 4030-41124	51,549	52,756	56,577	56,664	60,620	60,703	62,665	
Depreciation Expense - Billing for CSC Depr & Taxes Other 4030-41129	61,352	62,017	56,528	57,735	57,772	58,407	58,407	
Amortization of gas plant acqu - Depr & Taxes Other Expense 4060-09344	4,523	4,523	4,878	4,878	4,878	4,878	4,878	
Depreciation and Amortization	1,161,401	1,257,124	1,177,730	1,181,616	1,190,175	1,194,343	1,202,968	
<u>calculated amounts</u>								
Total depr expense before capitalization	1,175,371	1,272,783	1,192,094	1,196,151	1,204,671	1,206,217	1,216,929	8,466,216
capitalized amounts	-18,493	-20,182	-19,242	-19,413	-19,374	-18,751	-18,839	-134,294
Net expense	1,156,878	1,252,601	1,172,852	1,176,738	1,185,297	1,189,466	1,198,090	8,331,921
	0	0	0	0	0	0	0	
expense factors	98.43%	98.41%	98.39%	98.36%	98.39%	98.45%	98.45%	98.41%

Brentwood Division - 091DIV

	Fiscal 2012 August	Fiscal 2012 September	Fiscal 2013 October	Fiscal 2013 November	Fiscal 2013 December	Fiscal 2013 January	Fiscal 2013 February	
Depreciation Expense - Depr Exp-General Plant 4030-30007	8,785	8,785	8,778	8,778	8,995	8,995	18,712	
Depreciation Expense - Heavy Equipment Depreciation 4030-30041	147	147	147	147	147	147	147	1,026
Depreciation Expense - Heavy Equipment Depreciation Capital 4030-30042	-144	-144	-144	-144	-144	-144	-144	-1,005
Depreciation Expense - Stores Depreciation 4030-30051	25	25	25	25	25	25	25	176
Depreciation Expense - Stores Depreciation Capitalized 4030-30052	-13	-14	-13	-14	-14	-13	-13	-94
Depreciation Expense - Tools & Shop Depreciation 4030-30061	520	520	520	520	520	520	520	3,642
Depreciation Expense - Tools & Shop Depreciation Capitalize 4030-30062	-271	-292	-277	-280	-279	-269	-269	-1,936
Depreciation Expense - Depr & Taxes Other Expense 4030-09344	-9,050	-9,028	-9,036	-9,033	-9,250	-9,261	-18,978	
Amortization of gas plant acqu - Depr & Taxes Other Expense 4060-09344	-13,408	-13,408	-13,408	-13,408	-13,408	-13,408	-13,408	
Amortization of gas plant acqu - Amort Util/Plant Acq Adj 4060-30011	13,408	13,408	13,408	13,408	13,408	13,408	13,408	
Depreciation and Amortization	0	0	0	0	0	0	0	
<u>calculated amounts</u>								
Total depr expense before capitalization	9,477	9,477	9,470	9,470	9,687	9,687	19,404	76,671
capitalized amounts	-427	-449	-434	-437	-436	-425	-426	-3,035
Net expense	9,050	9,028	9,036	9,033	9,250	9,261	18,978	73,636
	0	0	0	0	0	0	0	
expense factors	95.49%	95.26%	95.42%	95.38%	95.49%	95.61%	97.81%	96.04%

Dallas Atmos Rate Division - 002DIV

	Fiscal 2012 August	Fiscal 2012 September	Fiscal 2013 October	Fiscal 2013 November	Fiscal 2013 December	Fiscal 2013 January	Fiscal 2013 February
Depreciation Expense - Depr Exp-General Plant 4030-30007	1,105,602	1,116,348	1,140,650	1,144,067	1,116,576	1,050,784	1,052,561
Depreciation Expense - Vehicle Depreciation 4030-30031	1,661	1,661	1,675	1,672	1,458	1,001	1,001
Depreciation Expense - Tools & Shop Depreciation 4030-30061	1,844	1,833	1,733	1,733	1,669	1,627	1,627
Depreciation Expense - Lab Depreciation 4030-30071	58	610	188	188	189	191	201
Depreciation Expense - Billed to West Tex Div 4030-40001	-90,197	-91,816	-93,610	-95,931	-19,918	-73,152	-73,282
Depreciation Expense - Billed to CO/KS Div 4030-40002	-74,346	-65,914	-67,919	-69,237	-73,055	-73,141	-72,907
Depreciation Expense - Billed to LA Div 4030-40003	-80,211	-81,784	-84,459	-86,816	-89,468	-89,562	-89,719
Depreciation Expense - Billed to Mid St Div 4030-40004	-159,691	-162,928	-165,855	-159,702	-157,293	-157,480	-159,587
Depreciation Expense - Billed to Mid-Tex Div 4030-40008	-433,995	-443,508	-448,239	-450,009	-479,987	-359,820	-360,448
Depreciation Expense - Billed to MS Div 4030-40009	-66,286	-66,576	-66,866	-68,186	-69,748	-69,821	-69,943
Depreciation Expense - Billed to Atmos Pipeline Div 4030-40010	-166,989	-169,798	-179,399	-179,118	-189,833	-190,022	-188,800
Depreciation Expense - Billing for Taxes Other and Depr 4030-41124	-37,450	-38,128	-37,899	-38,653	-40,589	-40,626	-40,704
Depreciation and Amortization	0	0	0	0	0	0	0
<u>calculated amounts</u>							
Total depr expense before allocations	1,109,165	1,120,452	1,144,246	1,147,660	1,119,892	1,053,603	1,055,390

Call Center Division - 012DIV

	Fiscal 2012 August	Fiscal 2012 September	Fiscal 2013 October	Fiscal 2013 November	Fiscal 2013 December	Fiscal 2013 January	Fiscal 2013 February
Depreciation Expense - Depr Exp-General Plant 4030-30007	1,062,384	1,058,053	979,421	984,673	915,521	645,497	643,575
Depreciation Expense - Billed to West Tex Div 4030-40001	-78,258	-82,161	-70,941	-73,076	-22,726	-46,277	-45,972
Depreciation Expense - Billed to CO/KS Div 4030-40002	-88,689	-70,505	-84,479	-65,202	-65,336	-63,441	-62,340
Depreciation Expense - Billed to LA Div 4030-40003	-75,696	-76,256	-67,876	-69,391	-64,932	-23,518	-23,519
Depreciation Expense - Billed to Mid St Div 4030-40004	-148,927	-151,622	-151,917	-140,834	-125,990	-123,357	-122,830
Depreciation Expense - Billed to Mid-Tex Div 4030-40008	-616,086	-622,086	-575,503	-586,447	-586,784	-338,391	-338,401
Depreciation Expense - Billed to MS Div 4030-40009	-54,749	-55,423	-48,706	-49,722	-49,754	-50,513	-50,513
Depreciation and Amortization	0	0	0	0	0	0	0
<u>calculated amounts</u>							
Total depr expense before allocations	1,062,384	1,058,053	979,421	984,673	915,521	645,497	643,575

View
Type
Company
Cost Center
Kentucky Division - 009DIV

Escalation Rate
3.00%

	Fiscal 2012 August	Fiscal 2012 September	Fiscal 2013 October	Fiscal 2013 November	Fiscal 2013 December	Fiscal 2013 January	Fiscal 2013 February	Budget 2013 March	Budget 2013 April	Budget 2013 May	Budget 2013 June	Budget 2013 July	Budget 2013 August	Budget 2013 September	Proj CalYr 13 October	Proj CalYr 13 November	Proj CalYr 13 December	Proj CalYr 14 January
Non-project Labor - 01000	346,889	343,504	389,316	539,998	373,290	401,625	403,403	427,382	437,607	462,309	401,383	459,568	438,346	425,346	370,096	556,198	384,488	413,674
Capital Labor - 01001	476,037	472,323	488,735	699,380	466,614	448,489	436,610	473,612	486,233	512,770	442,694	509,833	485,495	469,969	483,825	720,361	480,613	481,943
Capital Labor Contra - 01002	(478,873)	(473,153)	(470,540)	(694,623)	(466,658)	(449,324)	(437,281)	(473,612)	(486,233)	(512,770)	(442,694)	(509,833)	(485,495)	(469,969)	(484,656)	(715,461)	(480,658)	(462,804)
O&M Project Labor and Contra - 01006	0	0	887	26,344	10,151	4,245	1,196	0	0	0	0	0	0	0	0	0	0	0
Expense Labor Accrual - 01008	54,467	(1,692)	61,803	(143,288)	20,760	69,708	1,817	0	0	0	0	0	0	0	0	0	0	0
Capital Labor Transfer In - 01011	228,205	240,270	230,863	370,989	242,613	267,615	212,798	0	0	0	0	0	0	0	0	0	0	0
Capital Labor Transfer Out - 01012	(225,369)	(239,441)	(239,077)	(375,746)	(242,569)	(266,678)	(214,126)	0	0	0	0	0	0	0	0	0	0	0
Expense Labor Transfer In - 01013	0	0	887	3,169	6,954	4,245	3,455	0	0	0	0	0	0	0	0	0	0	0
Expense Labor Transfer Out - 01014	0	0	(687)	(26,344)	(10,151)	(4,245)	(1,196)	0	0	0	0	0	0	0	0	0	0	0
Labor	401,296	341,812	422,006	399,880	401,004	475,674	408,675	427,382	437,607	462,309	401,383	459,568	438,346	425,346	369,265	561,098	384,443	412,613
Expense Labor	401,296	341,812	422,006	399,880	401,004	475,674	408,675	427,382	437,607	462,309	401,383	459,568	438,346	425,346	369,265	561,098	384,443	412,613
Capital Labor	478,873	473,153	470,540	694,623	466,658	449,324	437,281	473,612	486,233	512,770	442,694	509,833	485,495	469,969	484,656	715,461	480,658	462,804
Total Labor	880,169	814,965	892,546	1,094,502	867,662	924,998	845,957	900,994	923,840	975,079	844,077	969,400	923,840	895,315	853,921	1,276,559	865,101	875,617
Eff Cap Rate	54.4%	58.1%	52.7%	63.5%	53.8%	48.6%	51.7%	52.6%	52.6%	52.6%	52.4%	52.6%	52.6%	52.5%	56.8%	58.0%	55.6%	52.9%
Base period (Aug12 - Jul13)																		
Expense	5,038,595																	
Capital	5,895,684																	
Cap %	10,934,189																	
Exp %	53.92%																	
Exp %	46.08%																	
Test Year (Dec13 - Nov14)																		
Expense	5,315,900																	
Capital	6,112,007																	
Cap %	11,427,907																	
Exp %	53.48%																	
Exp %	46.52%																	

View
Type
Company
Cost Center
Kentucky Division - 009DIV

	Proj CalYr 14 February	Proj CalYr 14 March	Proj CalYr 14 April	Proj CalYr 14 May	Proj CalYr 14 June	Proj CalYr 14 July	Proj CalYr 14 August	Proj CalYr 14 September	Proj CalYr 14 October	Proj CalYr 14 November
Non-project Labor - 01000	415,505	440,203	450,736	476,178	413,424	473,355	451,496	438,105	381,198	572,384
Capital Labor - 01001	451,768	487,820	500,820	528,153	455,975	525,128	500,060	484,059	499,340	741,972
Capital Labor Contra - 01002	(450,400)	(487,820)	(500,820)	(528,153)	(455,975)	(525,128)	(500,060)	(484,059)	(499,196)	(736,925)
O&M Project Labor and Contra - 01006	0	0	0	0	0	0	0	0	0	0
Expense Labor Accrual - 01008	0	0	0	0	0	0	0	0	0	0
Capital Labor Transfer In - 01011	0	0	0	0	0	0	0	0	0	0
Capital Labor Transfer Out - 01012	0	0	0	0	0	0	0	0	0	0
Expense Labor Transfer In - 01013	0	0	0	0	0	0	0	0	0	0
Expense Labor Transfer Out - 01014	0	0	0	0	0	0	0	0	0	0
Labor	416,873	440,203	450,736	476,178	413,424	473,355	451,496	438,105	380,343	577,931
Expense Labor	416,873	440,203	450,736	476,178	413,424	473,355	451,496	438,105	380,343	577,931
Capital Labor	450,400	487,820	500,820	528,153	455,975	525,128	500,060	484,059	499,196	736,925
Total Labor	867,273	928,023	951,556	1,004,331	869,399	998,482	951,555	922,175	879,539	1,314,856
Eff Cap Rate	51.9%	52.6%	52.6%	52.6%	52.4%	52.6%	52.6%	52.5%	56.6%	56.0%

Base period (Aun12 - Jul13)

Expense
Capital

Cap %
Exp %

Test Year (Dec13 - Nov14)

Expense
Capital

Cap %
Exp %

Atmos Energy Corporation
TGP-KY Gas Supply Plan
Projected Summer 2013
All Volumes MMBTU
Date: 3/25/2013

Tennessee Gas Area	30		31		30		31		31		30		31		214
	Apr-13		May-13		Jun-13		Jul-13		Aug-13		Sep-13		Oct-13		
	Monthly	Daily	Monthly	Daily	Monthly	Daily	Monthly	Daily	Monthly	Daily	Monthly	Daily	Monthly	Daily	
FT	324,014	10,800	247,527	7,985	226,605	7,553	222,375	7,173	221,977	7,161	230,219	7,674	274,736	3,699	1,747,453
Total Purchases	324,014	10,800	247,527	7,985	226,605	7,553	222,375	7,173	221,977	7,161	230,219	7,674	274,736	3,699	1,747,453
FS-MA #2383	117,502	3,917	117,502	3,790	117,502	3,917	117,502	3,790	117,502	3,790	117,502	3,917	108,463	3,499	813,473
FS-PA #2384	44,853	1,495	53,258	1,718	53,258	1,775	53,258	1,718	53,258	1,718	53,258	1,775	48,161	1,586	360,306
	0	0	0	0	0	0	0	0	0	0	0	0	0	0	0
Storage Injections	162,355	5,412	170,760	5,508	170,760	5,692	170,760	5,508	170,760	5,508	170,760	5,692	157,625	5,085	1,173,779
FT Requirements	118,645	3,955	76,767	2,476	55,845	1,861	51,615	1,665	51,217	1,652	59,459	1,982	117,112	3,778	530,660
TOTAL REQUIREMENTS	161,659	5,389	76,767	2,476	55,845	1,861	51,615	1,665	51,217	1,652	59,459	1,982	117,112	3,778	2,921,232

Beg April Bal			
	MSQ		
FS-MA #2383	903,859	45,193	5%
FS-PA #2384	409,679	28,889	7%
		0	
	1,313,538	74,082	6%

FS-MA #2383 MSQ 903,859
FS-PA MSQ 409,679

	April	May	June	July	Aug	Sept	Oct
Plan Storage Levels	18%	31%	44%	57%	70%	83%	95%
Plan Storage Balance #2383	162,695	280,196	397,698	515,200	632,701	750,203	858,665
Plan Storage Balance #2384	73,742	127,000	180,259	233,517	286,775	340,034	389,195

MSQ			
FS-MA k#2383	903,859		
FS-PA k#2384	409,679		
TOTAL MSQ-FS-MA/FS-PA	1,313,538		
90% of MSQ	1,182,184		
95% of MSQ	1,247,861		
	#2383	#2384	
ending Feb bal	77,577	118,739	
est March w/d	(32,384)	(89,850)	
est ending bal	45,193	28,889	
	5%	7%	

as of 3/25/13

4/1/2013	6,302
4/2/2013	5,946
4/3/2013	5,869
4/4/2013	5,634
4/5/2013	5,072
4/6/2013	4,711
4/7/2013	4,900
4/8/2013	5,185
4/9/2013	4,941
4/10/2013	4,879
4/11/2013	4,661
4/12/2013	4,125
4/13/2013	3,773
4/14/2013	3,970
4/15/2013	4,043
4/16/2013	3,951
4/17/2013	3,954
4/18/2013	3,739
4/19/2013	3,222
4/20/2013	2,871
4/21/2013	3,070
4/22/2013	3,363
4/23/2013	3,151
4/24/2013	3,089
4/25/2013	2,873
4/26/2013	2,364
4/27/2013	2,007
4/28/2013	2,202
4/29/2013	2,491
4/30/2013	2,288
	118,645

Atmos Energy Corporation
2012 - 2013 Design Day and RFP Plan Summary

File Last Updated: September 07, 2012 1:27 PM

Business Unit	Kentucky Mid-States	Design Day Dth @ 95 % Confidence Level		Time Period	Design Day HDD	Date	
Load Study Name	Tennessee Gas, KY	Regression R-squared	97.84%	Coldest Day On Record	75	12/22/1989	
Weather Station	LEX - Lexington, KY	Standard Error	884	Day Before Coldest Day	84	12/21/1989	
Design Day HDD Method	Coldest Day On Record > 1970	Std Error Adj @ 95%	1,733		Dataset Peak HDD	Date	Peak DTH
Design Day Forecast Model	Atmos Winter Only Model	Forecast DTH	38,604	Dataset Actual Peak Day	59	01/23/2003	32,738
Time Period Utilized	Stability Model	Third Party Obligations DTH	0	Dataset 3 Year Peak Day	51	01/08/2010	25,995
Data Sample: 03/02/2005 04/01/2005 10/31/2005 04/01/2006 10/31/2006		Total Forecast DTH	38,604	Normal Volumes	Firm Sales	Int Sales	Total Sales
04/01/2007 10/31/2007 04/01/2008 10/31/2008 04/01/2009 10/31/2009		Reserve Margin		Annual Requirements DTH	2,421,840	26,343	2,448,183
04/01/2010 10/31/2010 04/01/2011 10/31/2011 03/31/2012		Final Delivery Capacity DTH	36,000	Winter Requirements DTH	1,856,025	18,484	1,874,509
		Reserve Capacity DTH	(2,604)	Comments: Last yr no wind des day was 35,034; Ann Rqmts = 2,639,945; W Rqmts = 1,932,136; HDD = 4,738; Ice Storm deleted			
		Reserve Capacity %	(6.75%)				

Summary of Final Delivery Capacity

Pipeline	Contract # & Description	MDQ Dth	Notes
Tenn Gas	FT-A 95033	12,000	Expires 10/31/14
Tenn Gas	FT-G 2546	24,000	Expires 10/31/14
Total Capacity		36,000	

Summary of Upstream and Storage Capacity

Pipeline	Contract # & Description	MDQ Dth	Notes
Total Upstream and Storage Capacity		0	

Atmos Energy Corporation
2012 - 2013 Normalized Sales Requirements Summary Excluding Transportation
File Last Updated: September 07, 2012 1:27 PM

Business Unit	Kentucky Mid-States	Design Day Forecast DTH	Atmos Winter Only Model Used. Data Sample: 03/02/2005 04/01/2005 10/31/2005 04/01/2006 10/31/2006
Load Study Name	Tennessee Gas, KY	38,604	04/01/2007 10/31/2007 04/01/2008 10/31/2008 04/01/2009 10/31/2009 04/01/2010 10/31/2010 04/01/2011
Weather Station	LEX - Lexington, KY		10/31/2011 03/31/2012

Firm Sales Only

Month	Normal Weather		10% Colder Weather		20% Colder Weather		10% Warmer Weather		20% Warmer Weather	
	HDD	DTH	HDD	DTH	HDD	DTH	HDD	DTH	HDD	DTH
January	995	498,935	1,095	540,432	1,194	591,929	896	457,438	796	415,941
February	788	392,968	867	425,991	946	458,994	709	359,985	630	326,982
March	605	290,184	666	315,614	726	341,043	545	264,755	484	239,326
April	313	159,588	344	174,156	376	188,724	282	145,020	250	130,452
May	111	75,596	122	80,859	133	86,143	100	70,322	89	65,048
June	11	55,002	12	55,548	13	56,094	10	54,456	9	53,910
July	0	50,698	0	50,701	0	50,705	0	50,695	0	50,691
August	2	50,309	2	50,400	2	50,490	2	50,219	2	50,129
September	52	58,552	57	60,813	62	63,073	47	56,291	42	54,030
October	272	116,070	299	128,330	326	140,590	245	103,810	218	91,551
November	561	249,504	617	272,729	673	295,954	505	226,279	449	203,054
December	901	424,414	991	481,818	1,081	499,223	811	387,009	721	349,604
Annual Firm Sales	4,611	2,421,840	5,072	2,617,401	5,533	2,812,962	4,150	2,226,279	3,689	2,030,718
Winter Firm Sales	3,850	1,856,025	4,235	2,016,584	4,620	2,177,143	3,465	1,695,466	3,080	1,534,907

Interruptible Sales Only

Month	Normal Weather		10% Colder Weather		20% Colder Weather		10% Warmer Weather		20% Warmer Weather	
	HDD	DTH	HDD	DTH	HDD	DTH	HDD	DTH	HDD	DTH
January	995	4,893	1,095	5,326	1,194	5,759	896	4,459	796	4,026
February	788	3,854	867	4,210	946	4,566	709	3,497	630	3,141
March	605	3,301	666	3,586	726	3,870	545	3,016	484	2,731
April	313	2,071	344	2,234	376	2,397	282	1,908	250	1,745
May	111	1,171	122	1,238	133	1,304	100	1,104	89	1,037
June	11	843	12	854	13	865	10	832	9	821
July	0	917	0	918	0	918	0	916	0	915
August	2	908	2	909	2	910	2	907	2	906
September	52	908	57	926	62	945	47	889	42	871
October	272	1,041	299	1,153	326	1,265	245	930	218	818
November	561	2,234	617	2,463	673	2,692	505	2,005	449	1,776
December	901	4,204	991	4,580	1,081	4,957	811	3,827	721	3,450
Annual Int Sales	4,611	26,343	5,072	28,396	5,533	30,449	4,150	24,290	3,689	22,237
Winter Int Sales	3,850	18,484	4,235	20,165	4,620	21,845	3,465	16,804	3,080	15,124
Annual Total Sales	4,611	2,448,183	5,072	2,645,797	5,533	2,843,411	4,150	2,250,569	3,689	2,052,955
Winter Total Sales	3,850	1,874,509	4,235	2,036,749	4,620	2,198,988	3,465	1,712,270	3,080	1,550,030

Atmos Energy Corporation
Kentucky Gas Supply Seasonal Plan
Summer 2013
All Volumes MMBTU

ISSUED: 3/25/13

Texas Gas Area	30		31		30		31		31		30		31		214 Total Monthly
	Apr-13 Monthly	Daily	May-13 Monthly	Daily	Jun-13 Monthly	Daily	Jul-13 Monthly	Daily	Aug-13 Monthly	Daily	Sep-13 Monthly	Daily	Oct-13 Monthly	Daily	
Planned Req.															
Zone 2															
Texas Gas Req	182,128	6,071	115,123	3,714	93,597	3,120	91,847	2,963	99,537	3,211	109,621	3,661	153,367	4,947	845,419
Trunkline Req	30,000	1,000	31,000	1,000	30,000	1,000	31,000	1,000	31,000	1,000	30,000	1,000	31,000	1,000	214,000
Total Req	212,128	7,071	146,123	4,714	123,597	4,120	122,847	3,963	130,537	4,211	139,621	4,661	184,367	5,947	1,059,419
Zone 3															
Texas Gas Req	681,519	22,717	392,143	12,650	295,636	9,855	282,631	9,117	293,889	9,480	352,675	11,756	584,047	18,840	2,882,539
ANR Req	0	0	0	0	0	0	0	0	0	0	0	0	0	0	0
Midwest Req	0	0	0	0	0	0	0	0	0	0	0	0	0	0	0
Total Req	681,519	22,717	392,143	12,650	295,636	9,855	282,631	9,117	293,889	9,480	352,675	11,756	584,047	18,840	2,882,539
Zone 4															
Texas Gas Req	64,015	2,134	32,827	1,059	22,277	743	21,676	699	20,643	666	24,525	818	50,167	1,619	236,150
TOTAL REQ	957,661	31,922	671,093	18,422	441,510	14,717	427,154	13,779	445,069	14,357	517,021	17,234	818,601	26,406	4,178,108
NNS Storage Injections	504,837	16,828	504,837	16,285	504,837	16,828	504,837	16,285	504,837	16,285	504,837	16,828	504,837	16,285	3,533,858
Owensboro Storage Group Injections	202,370	6,746	202,370	6,528	202,370	6,746	202,370	6,528	202,370	6,528	202,370	6,746	202,370	6,528	1,416,587
Madisonville Storage Group Injections	383,114	12,770	383,114	12,359	383,114	12,770	383,114	12,359	383,114	12,359	383,114	12,770	383,114	12,359	2,681,800
East Diamond Storage Injections (ANR Delivered)	231,276	7,709	231,276	7,461	231,276	7,709	231,276	7,461	231,276	7,461	231,276	7,709	231,276	7,461	1,618,930
Total Storage Injections	1,321,596	44,053	1,321,596	42,632	1,321,596	44,053	1,321,596	42,632	1,321,596	42,632	1,321,596	44,053	1,321,596	42,632	9,251,174
Total Texas Gas Purchases	2,249,257	74,975	1,861,689	60,054	1,733,106	57,770	1,717,751	55,411	1,735,666	55,989	1,808,617	60,287	2,109,197	68,039	13,215,283
Total Trunkline Purchases	30,000	1,000	31,000	1,000	30,000	1,000	31,000	1,000	31,000	1,000	30,000	1,000	31,000	1,000	214,000
Total ANR Purchases	0	0	0	0	0	0	0	0	0	0	0	0	0	0	0
Total Midwest Purchases	0	0	0	0	0	0	0	0	0	0	0	0	0	0	0
Total Purchases	2,279,257	75,975	1,892,689	61,054	1,763,106	58,770	1,748,751	56,411	1,766,666	56,989	1,838,617	61,287	2,140,197	69,039	13,429,283

STORAGE ALLOCATIONS
FOR INVOICING

NNS Zone 2	179,400	5,980	179,400	5,787	179,400	5,980	179,400	5,787	179,400	5,787	179,400	5,980	179,400	5,787	1,255,800
NNS Zone 3	276,000	9,200	276,000	8,903	276,000	9,200	276,000	8,903	276,000	8,903	276,000	9,200	276,000	8,903	1,932,000
NNS Zone 4	49,437	1,548	49,437	1,595	49,437	1,648	49,437	1,595	49,437	1,595	49,437	1,648	49,437	1,595	346,058
NNS Total	504,837	16,828	504,837	16,285	504,837	16,828	504,837	16,285	504,837	16,285	504,837	16,828	504,837	16,285	3,533,858
WKG Storage - Zone 3	231,276	7,709	231,276	7,461	231,276	7,709	231,276	7,461	231,276	7,461	231,276	7,709	231,276	7,461	1,618,930

Note 1: Purchases include planned storage injection quantities

Co-owned storage
DTH

	MSQ	Nov 1st 95%	Mar 31 5%
Bon Harbor	799,065	758,162	39,903
Grandview	313,035	297,363	15,652
Hickory	462,890	439,746	23,145
Kirkwood	227,448	216,076	11,372
St. Charles	2,752,325	2,614,709	137,616
E. Diamond	1,793,750	1,704,063	89,688
	6,347,513	6,030,137	317,376

Available MDWQ high:
Available MDWQ low:

	MSQ	amount to inject	% full	Beg. Bal. Apr 1	Apr 30	May 31	June 30	July 31	Aug 31	Sept 30	Oct 31	
Bon Harbor	799,065	718,256	5%	39,906	102,608	102,608	102,608	102,608	102,608	102,608	102,608	718,256
Grandview	313,035	281,729	5%	15,654	40,247	40,247	40,247	40,247	40,247	40,247	40,247	281,729
Hickory	462,890	416,602	5%	23,144	59,515	59,515	59,515	59,515	59,515	59,515	59,515	416,602
Kirkwood	227,448	204,702	5%	11,374	29,243	29,243	29,243	29,243	29,243	29,243	29,243	204,702
St. Charles	2,752,325	2,477,099	5%	137,619	353,871	353,871	353,871	353,871	353,871	353,871	353,871	2,477,099
E. Diamond	1,793,750	1,618,930	5%	85,133	231,276	231,276	231,276	231,276	231,276	231,276	231,276	1,618,930
	6,347,513	5,717,316		312,821	816,759	816,759	816,759	816,759	816,759	816,759	816,759	5,717,316
	5,712,762			Target ending inventory percent	18%	31%	44%	56%	69%	82%	95%	

as of 3/25/13

	Zn 2	Livermore	Zn 3 N	Zn 3 S	Zn 4
4/1/2013	8,645	103	20,485	12,743	3,274
4/2/2013	8,562	99	19,947	12,126	3,103
4/3/2013	8,446	94	19,842	11,907	3,110
4/4/2013	7,897	90	19,116	11,015	2,890
4/5/2013	7,696	86	19,137	10,372	2,733
4/6/2013	7,578	79	17,423	9,909	2,665
4/7/2013	7,166	81	17,549	9,910	2,568
4/8/2013	7,313	85	18,532	9,774	2,594
4/9/2013	7,296	82	17,765	9,414	2,527
4/10/2013	7,193	78	17,565	9,366	2,564
4/11/2013	6,670	74	16,716	9,071	2,376
4/12/2013	6,473	70	16,650	8,260	2,236
4/13/2013	6,358	64	14,905	7,787	2,182
4/14/2013	6,267	66	14,965	7,870	2,221
4/15/2013	6,237	70	15,904	7,817	2,188
4/16/2013	6,132	64	14,378	7,503	2,075
4/17/2013	6,019	62	14,558	7,495	2,117
4/18/2013	5,503	60	13,986	7,233	1,932
4/19/2013	5,295	56	13,874	6,472	1,790
4/20/2013	5,172	50	12,171	6,018	1,735
4/21/2013	5,075	52	12,213	6,117	1,774
4/22/2013	5,056	56	13,146	6,496	1,744
4/23/2013	4,944	51	11,653	5,946	1,629
4/24/2013	4,826	48	11,814	5,832	1,670
4/25/2013	4,321	46	11,235	5,576	1,606
4/26/2013	4,105	39	10,448	5,219	1,405
4/27/2013	3,977	35	9,070	4,529	1,297
4/28/2013	3,877	38	9,420	4,510	1,337
4/29/2013	4,142	42	10,320	4,885	1,423
4/30/2013	3,883	37	8,880	4,721	1,250
	182,128	1,957	443,689	235,892	64,015

Energy Corporation
Monthly Normalized Plan Volumes

Service Area	Pipeline	Town/Area	Ratio	November	December	January	February	March	April	May	June	July	August	September	October	Annual Total	Winter Total
KY	TGP	Tennessee Gas		251,737	428,617	503,828	396,842	293,485	161,659	76,767	55,845	51,615	51,217	59,459	117,112	2,448,183	1,874,509
KY	YGT	Livermore		4,052	6,873	7,931	6,426	4,583	2,321	956	698	725	831	1,748	2,085	39,229	29,866
KY	TGT	Texas Gas Zone 2		338,671	602,351	675,461	539,360	383,222	206,246	115,123	93,597	91,847	99,537	109,821	153,367	3,408,602	2,539,065
KY	TGT	Texas Gas Zone 3 North		756,959	1,333,392	1,529,526	1,208,309	884,061	488,121	250,212	195,329	186,165	194,669	231,714	376,297	7,633,753	5,711,247
KY	TGT	Texas Gas Zone 3 South		422,316	754,764	878,150	693,693	511,003	266,931	140,974	99,609	95,742	98,390	119,213	205,665	4,286,451	3,259,927
KY	TGT	Texas Gas Zone 4		112,469	203,097	235,537	186,794	135,907	69,507	32,827	22,277	21,676	20,643	24,525	50,187	1,115,447	873,804
		TGT Total		1,634,468	2,900,477	3,325,605	2,634,582	1,918,776	1,033,126	540,093	411,510	386,154	414,069	487,021	787,601	16,483,482	12,413,908
		TGP Total		251,737	428,617	503,828	396,842	293,485	161,659	76,767	55,845	51,615	51,217	59,459	117,112	2,448,183	1,874,509
		Kentucky Total		1,886,205	3,329,094	3,829,433	3,031,424	2,212,261	1,194,785	616,859	467,355	447,769	465,286	546,480	904,713	18,931,665	14,288,418
		Check Total		1,886,205	3,329,094	3,829,433	3,031,424	2,212,261	1,194,785	616,859	467,355	447,769	465,286	546,480	904,713	18,931,665	14,288,418
		Difference		0	0	0	0	0	0	0	0	0	0	0	0	0	0
		TGT Storage Withdrawals		0	0	0	0	0	0	0	0	0	0	0	0	0	0
		TGT Purchases		1,634,468	2,900,477	3,325,605	2,634,582	1,918,776	1,033,126	540,093	411,510	386,154	414,069	487,021	787,601	16,483,482	12,413,908
		TGP Storage Withdrawals		0	0	0	0	0	0	0	0	0	0	0	0	0	0
		TGP Purchases		251,737	428,617	503,828	396,842	293,485	161,659	76,767	55,845	51,615	51,217	59,459	117,112	2,448,183	1,874,509
		Total Kentucky Withdrawals		0	0	0	0	0	0	0	0	0	0	0	0	0	0
		Total Kentucky Purchases		1,886,205	3,329,094	3,829,433	3,031,424	2,212,261	1,194,785	616,859	467,355	447,769	465,286	546,480	904,713	18,931,665	14,288,418
		Check Total Normalized Volumes		1,886,205	3,329,094	3,829,433	3,031,424	2,212,261	1,194,785	616,859	467,355	447,769	465,286	546,480	904,713	18,931,665	14,288,418
		Check Total Storage Withdrawals		0	0	0	0	0	0	0	0	0	0	0	0	0	0
		Check Total Purchases		1,886,205	3,329,094	3,829,433	3,031,424	2,212,261	1,194,785	616,859	467,355	447,769	465,286	546,480	904,713	18,931,665	14,288,418
		Check Total Purchase Difference		0	0	0	0	0	0	0	0	0	0	0	0	0	0

Sum of amount	Column Labels												Grand Total
Row Labels	March - 2012	April - 2012	May - 2012	June - 2012	July - 2012	August - 2012	September - 2012	October - 2012	November - 2012	December - 2012	January - 2013	February - 2013	Grand Total
AICPA					\$29.25								\$29.25
AMERICA TRAFFIC SAFETY SERVICES ASSOCIATION				\$73.00									\$73.00
ANDERSON COUNTY CHAMBER OF COMMERCE						\$235.00		\$10.00					\$245.00
BOWLING GREEN CHAMBER OF COMMERCE		\$7,500.00											\$7,500.00
BRECKINRIDGE COUNTY CHAMBER OF COMMERCE		\$125.00											\$125.00
CADIZ TRIGG COUNTY CHAMBER OF COMMERCE					\$235.00								\$235.00
CADIZ TRIGG COUNTY ECONOMIC DEVELOP COMM											\$500.00		\$500.00
CALDWELL COUNTY CHAMBER OF COMMERCE						\$500.00							\$500.00
CAMPBELLSVILLE-TAYLOR COUNTY CHAMBER OF COMMERCE						\$100.00							\$100.00
CAVE CITY CHAMBER OF COMMERCE										\$112.00			\$112.00
CENTRAL KENTUCKY ASSOCIATION OF REALTORS					\$100.00								\$100.00
CRITTENDEN COUNTY CHAMBER OF COMMERCE									\$325.00				\$325.00
CRITTENDEN COUNTY ECONOMIC			\$250.00										\$250.00
DANVILLE-BOYLE COUNTY CHAMBER OF COMMERCE										\$325.00			\$325.00
DAWSON SPRINGS CHAMBER OF COMMERCE	\$85.00												\$85.00
ECONOMIC DEVELOPMENT COUNCIL						\$3,000.00							\$3,000.00
FRANKLIN-SIMPSON CHAMBER OF COMMERCE										\$1,000.00			\$1,000.00
GLASGOW BARREN COUNTY CHAMBER OF COMMERCE	\$75.00							\$15.00			\$3,750.00	\$120.00	\$3,960.00
GRAND RIVERS CHAMBER OF COMMERCE									\$100.00				\$100.00
GREATER MUHLENBERG CHAMBER OF COMMERCE										\$175.00			\$175.00
GREATER OWENSBORO CHAMBER OF COMMERCE										\$760.00			\$760.00
GREENSBURG GREEN COUNTY CHAMBER	\$65.00												\$65.00
GREENSBURG-GREEN CO. CHAMBER OF COMMERCE									\$65.00				\$65.00
HART COUNTY CHAMBER OF COMMERCE									\$40.00	\$200.00			\$240.00
HOME BUILDERS ASSOCIATION OF LOUISVILLE								\$20.00					\$20.00
HOME BUILDERS ASSOCIATION OF THE BLUEGRASS				\$310.00									\$310.00
HOME BUILDERS ASSOCIATION OF WESTERN KENTUCKY				\$355.00									\$355.00
HOPKINS COUNTY HOME BUILDERS ASSOCIATION					\$380.00			\$255.00					\$635.00
HOPKINSVILLE CHRISTIAN CO. CHAMBER OF COMMERCE				\$1,633.50									\$1,633.50
KENTUCKY ASSOCIATION OF MANUFACTURERS	\$1,540.00					\$1,540.00							\$3,080.00
KENTUCKY CHAMBER OF COMMERCE					\$3,000.00					\$7,500.00			\$10,500.00
KENTUCKY GAS ASSOCIATION					\$50.00							\$300.00	\$350.00
KENTUCKY RESTAURANT ASSOCIATION					\$395.00								\$395.00
LAKE BARKLEY CHAMBER OF COMMERCE										\$125.00			\$125.00
LEADERSHIP KENTUCKY												\$100.00	\$100.00
LINCOLN COUNTY CHAMBER OF COMMERCE	\$125.00	\$125.00											\$250.00
LOGAN COUNTY CHAMBER OF COMMERCE										\$300.00			\$300.00
MADISONVILLE CHAMBER OF COMMERCE									\$280.00				\$280.00
MARION CHAMBER OF COMMERCE								\$400.00					\$400.00
MARION MAIN STREET INC			\$20.00										\$20.00
MARSHALL CHAMBER OF COMMERCE		\$500.00									\$500.00		\$1,000.00
MAYFIELD-GRAVES COUNTY CHAMBER OF COMMERCE	\$750.00												\$750.00
MERCER COUNTY CHAMBER OF COMMERCE											\$450.00		\$450.00
OHIO COUNTY CHAMBER OF COMMERCE					\$300.00								\$300.00
OKLAHOMA ACCOUNTANCY BOARD					\$6.12								\$6.12
OWENSBORO AREA MUSEUM OF SCIENCE AND HISTORY			\$250.00										\$250.00
PADUCAH AREA CHAMBER OF COMMERCE										\$705.00			\$705.00
PADUCAH BOARD OF REALTORS INC			\$240.00										\$240.00
SEBREE CHAMBER OF COMMERCE	\$60.00												\$60.00
SHELBY COUNTY CHAMBER OF COMMERCE		\$550.00								\$650.00			\$1,200.00
SOCIETY FOR MARKETING PROFESSIONAL SERVICES						\$87.20							\$87.20
SPRINGFIELD-WASHINGTON CO. CHAMBER OF COMMERCE										\$325.00			\$325.00
TENNESSEE SOCIETY OF CERTIFIED PUBLIC ACCOUNTANTS					\$28.20								\$28.20
TEXAS SOCIETY OF CPAS			\$31.90	\$51.85									\$83.75
TODD COUNTY COMMUNITY ALLIANCE	\$250.00												\$250.00
(blank)							\$15.00	\$15.00					\$30.00
MAYFIELD MESSENGER		\$78.00											\$78.00
Grand Total	\$1,410.00	\$10,168.00	\$551.90	\$2,663.35	\$4,523.57	\$5,462.20	\$15.00	\$285.00	\$825.00	\$2,360.00	\$13,952.00	\$2,720.00	\$44,936.02

cost_center	account	sub_account	service_area	month_number	fiscal_year	vendor_name	invoice_number	invoice_date	amount
1228	9210	5415	9000	201207	2012	AICPA	IEXP-366915	7/23/2012	29.25
2618	8700	5417	9000	201206	2012	AMERICA TRAFFI	IEXP-361841	6/15/2012	73
2739	9302	7510	9000	201208	2012	ANDERSON COU	1964	8/1/2012	235
2739	9302	7510	9000	201210	2013	ANDERSON COU 2026-2		10/10/2012	10
2638	8800	5415	9000	201204	2012	MAYFIELD MESSI	O50_PAM.WHEATLE	4/16/2012	78
2732	9302	5417	9000	201212	2013	SHELBY COUNTY	O50_CYNTHIA.ELLSV	12/14/2012	50
2734	9302	7510	9000	201204	2012	BOWLING GREEN	57031	4/1/2012	7500
2636	9302	7510	9000	201204	2012	BRECKINRIDGE C	2213	3/15/2012	125
2635	9302	7510	9000	201207	2012	CADIZ TRIGG COI	1028	7/3/2012	235
2635	9302	7510	9000	201302	2013	CADIZ TRIGG COI	INV020113	2/1/2013	500
2635	9302	7510	9000	201208	2012	CALDWELL COUN	9804-1	8/31/2012	500
2738	9302	7510	9000	201208	2012	CAMPBELLSVILLE	6593	7/1/2012	100
2735	9302	7510	9000	201301	2013	CAVE CITY CHAM	708-1	1/3/2013	112
2732	9120	7510	9000	201207	2012	CENTRAL KENTU	CHE070912	7/9/2012	100
2635	9302	7510	9000	201211	2013	CRITTENDEN COI	INV110612-1	11/6/2012	325
2635	9302	7510	9000	201205	2012	CRITTENDEN COI	416	5/8/2012	250
2737	9302	7510	9000	201212	2013	DANVILLE-BOYLE	5909	12/3/2012	325
2635	9302	7510	9000	201203	2012	DAWSON SPRINC	INV030112-3	3/1/2012	85
2736	9302	7510	9000	201208	2012	ECONOMIC DEVE	50509	7/3/2012	3000
3333	9302	7510	9000	201212	2013	FRANKLIN-SIMPS	1320	11/15/2012	1000
2735	9302	7510	9000	201203	2012	GLASGOW BARR	113776	3/15/2012	75
2735	9302	7510	9000	201210	2013	GLASGOW BARR	13524	9/24/2012	15
2735	9302	7510	9000	201301	2013	GLASGOW BARR	13638	1/1/2013	1250
2735	9302	7510	9000	201301	2013	GLASGOW BARR	13902	1/24/2013	2500
2735	9302	7510	9000	201302	2013	GLASGOW BARR	13920	1/28/2013	120
2637	9302	7510	9000	201211	2013	GRAND RIVERS C	INV103112	10/31/2012	100
2636	9302	7510	9000	201301	2013	GREATER MUHLE	3423	1/1/2013	175
2604	9302	7510	9000	201301	2013	GREATER OWEN	28722	1/1/2013	760
2738	9302	7510	9000	201203	2012	GREENSBURG GF	2012MD01	3/2/2012	65
2738	9302	7510	9000	201212	2013	GREENSBURG GF	2013MD01	12/26/2012	65
2735	9302	7510	9000	201212	2013	HART COUNTY CI	INV121812	12/18/2012	40
2735	9302	7510	9000	201301	2013	HART COUNTY CI	INV121912	12/19/2012	200
2739	9302	7510	9000	201210	2013	HOME BUILDERS	REG0061882	9/14/2012	20
2737	9302	7510	9000	201206	2012	HOME BUILDERS	INV060112	6/1/2012	310
2732	9120	7510	9000	201206	2012	HOME BUILDERS	CHE060612	6/6/2012	355
2732	9120	7510	9000	201207	2012	HOPKINS COUNT	80112	7/9/2012	380
2732	9120	7510	9000	201210	2013	HOPKINS COUNT	2617	10/4/2012	255
2736	9302	7510	9000	201206	2012	HOPKINSVILLE	CI CHE061812	6/18/2012	1633.5
2703	9302	7510	9000	201204	2012	KENTUCKY ASSO	3176400	4/2/2012	1540
2703	9302	7510	9000	201208	2012	KENTUCKY ASSO	2748110	6/4/2012	1540
2703	9302	7510	9000	201207	2012	KENTUCKY CHAM	3555-032012	3/20/2012	3000
2703	9302	7510	9000	201301	2013	KENTUCKY CHAM	INV122112	12/21/2012	7500
2651	8750	5415	9000	201302	2013	KENTUCKY GAS F	IEXP-381625	2/11/2013	150
2651	8750	5415	9000	201302	2013	KENTUCKY GAS F	IEXP-381627	2/11/2013	150
3308	8700	7510	9000	201207	2012	KENTUCKY GAS F	CHE072612	7/26/2012	50
2732	9120	7510	9000	201207	2012	KENTUCKY RESTA	882913	7/1/2012	395
2635	9302	7510	9000	201301	2013	LAKE BARKLEY CI	1123	1/28/2013	125
2631	9090	5415	9000	201302	2013	LEADERSHIP KEN	IEXP-381613	1/31/2013	100
2737	9302	7510	9000	201203	2012	LINCOLN COUNT	INV030112-4	3/1/2012	125
2737	9302	7510	9000	201204	2012	LINCOLN COUNT	REFCHECK	2/16/2012	-125
2734	9302	7510	9000	201301	2013	LOGAN COUNTY	INV121912-1	12/19/2012	300
2634	9302	7510	9000	201212	2013	MADISONVILLE C	11085	12/1/2012	280
2738	9302	7510	9000	201211	2013	MARION CHAMB	2250	11/1/2012	400
2635	9302	7510	9000	201205	2012	MARION MAIN S	INV050112	5/1/2012	20
2637	9302	7510	9000	201204	2012	MARSHALL CHAM	CHE042512	4/25/2012	500
2637	9302	7510	9000	201302	2013	MARSHALL CHAM	INV012813-1	1/28/2013	500
2638	8800	5415	9000	201302	2013	MAYFIELD-GRAV	1409	2/18/2013	750
2638	9302	7510	9000	201203	2012	MAYFIELD-GRAV	916	2/29/2012	750
2737	9302	7510	9000	201302	2013	MERCER COUNT	458	1/7/2013	450
2636	9302	7510	9000	201207	2012	OHIO COUNTY CI	2154	7/18/2012	300
1829	9210	5415	9000	201207	2012	OKLAHOMA ACC	IEXP-366817	7/20/2012	6.12
2631	9302	7510	9000	201205	2012	OWENSBORO AR	CHE050312	5/3/2012	125
3333	9302	7510	9000	201205	2012	OWENSBORO AR	CHE050312	5/3/2012	125
2637	9302	7510	9000	201301	2013	PADUCAH AREA	11857	1/1/2013	705
2732	9120	7510	9000	201206	2012	PADUCAH BOAR	CHE061412	6/14/2012	240
2634	9302	7510	9000	201203	2012	SEBREE CHAMBE	CHE032712	3/27/2012	60
2739	9302	7510	9000	201204	2012	SHELBY COUNTY	21	1/1/2012	550
2739	9302	7510	9000	201212	2013	SHELBY COUNTY	783	12/1/2012	600
2732	9110	7510	9000	201208	2012	SOCIETY FOR MA	IEXP-367548	7/30/2012	87.2
2738	9302	7510	9000	201301	2013	SPRINGFIELD-W	INV010113-5	1/1/2013	325
1829	9210	5417	9000	201207	2012	TENNESSEE SOCI	IEXP-366817	7/20/2012	28.2
1228	9210	5415	9000	201205	2012	TEXAS SOCIETY C	IEXP-356498	5/21/2012	31.9
1228	9210	5415	9000	201206	2012	TEXAS SOCIETY C	IEXP-359296	6/4/2012	51.85
2750	9302	5417	9000	201203	2012	TODD COUNTY C	44	3/19/2012	250
2735	9302	7510	9000	201209	2012				15
2735	9302	7510	9000	201210	2013				-15

Atmos Energy Corporation, Kentucky/Mid-States Division
Kentucky Jurisdiction Case No. 2013-00xxx
SOCIAL and Service CLUB DUES
Base Period: Twelve Months Ended July 31, 2013
Forecasted Test Period: Twelve Months Ended November 30, 2014

Data: Base Period Forecasted Period
 Type of Filing: Original Updated Revised
 Workpaper Reference No(s).

FR 16(13)(F)
 Schedule F-1
 Witness: Densman

Line No.	Account No.	Social Organization/Service Club	Total Utility	Jurisdictional %	Jurisdiction
BASE PERIOD					
1	Various	AICPA	\$29.25	100%	\$29.25
2	Various	AMERICA TRAFFIC SAFETY SERVICES ASSOCIATION	\$73.00		\$73.00
3	Various	ANDERSON COUNTY CHAMBER OF COMMERCE	\$245.00		\$245.00
4	Various	BOWLING GREEN CHAMBER OF COMMERCE	\$7,500.00		\$7,500.00
5	Various	BRECKINRIDGE COUNTY CHAMBER OF COMMERCE	\$125.00		\$125.00
6	Various	CADIZ TRIGG COUNTY CHAMBER OF COMMERCE	\$235.00		\$235.00
7	Various	CADIZ TRIGG COUNTY ECONOMIC DEVELOP COMM	\$500.00		\$500.00
8	Various	CALDWELL COUNTY CHAMBER OF COMMERCE	\$500.00		\$500.00
9	Various	CAMPBELLSVILLE-TAYLOR COUNTY CHAMBER OF COMMERCE	\$100.00		\$100.00
10	Various	CAVE CITY CHAMBER OF COMMERCE	\$112.00		\$112.00
11	Various	CENTRAL KENTUCKY ASSOCIATION OF REALTORS	\$100.00		\$100.00
12	Various	CRITTENDEN COUNTY CHAMBER OF COMMERCE	\$325.00		\$325.00
13	Various	CRITTENDEN COUNTY ECONOMIC	\$250.00		\$250.00
14	Various	DANVILLE-BOYLE COUNTY CHAMBER OF COMMERCE	\$325.00		\$325.00
15	Various	DAWSON SPRINGS CHAMBER OF COMMERCE	\$85.00		\$85.00
16	Various	ECONOMIC DEVELOPMENT COUNCIL	\$3,000.00		\$3,000.00
17	Various	FRANKLIN-SIMPSON CHAMBER OF COMMERCE	\$1,000.00		\$1,000.00
18	Various	GLASGOW BARREN COUNTY CHAMBER OF COMMERCE	\$3,960.00		\$3,960.00
19	Various	GRAND RIVERS CHAMBER OF COMMERCE	\$100.00		\$100.00
20	Various	GREATER MUHLENBERG CHAMBER OF COMMERCE	\$175.00		\$175.00
21	Various	GREATER OWENSBORO CHAMBER OF COMMERCE	\$760.00		\$760.00
22	Various	GREENSBURG GREEN COUNTY CHAMBER	\$65.00		\$65.00
23	Various	GREENSBURG-GREEN CO. CHAMBER OF COMMERCE	\$65.00		\$65.00
24	Various	HART COUNTY CHAMBER OF COMMERCE	\$240.00		\$240.00
25	Various	HOME BUILDERS ASSOCIATION OF LOUISVILLE	\$20.00		\$20.00
26	Various	HOME BUILDERS ASSOCIATION OF THE BLUEGRASS	\$310.00		\$310.00
27	Various	HOME BUILDERS ASSOCIATION OF WESTERN KENTUCKY	\$355.00		\$355.00
28	Various	HOPKINS COUNTY HOME BUILDERS ASSOCIATION	\$635.00		\$635.00
29	Various	HOPKINSVILLE CHRISTIAN CO. CHAMBER OF COMMERCE	\$1,633.50		\$1,633.50
30	Various	KENTUCKY ASSOCIATION OF MANUFACTURERS	\$3,080.00		\$3,080.00
31	Various	KENTUCKY CHAMBER OF COMMERCE	\$10,500.00		\$10,500.00
32	Various	KENTUCKY GAS ASSOCIATION	\$350.00		\$350.00
33	Various	KENTUCKY RESTAURANT ASSOCIATION	\$395.00		\$395.00
34	Various	LAKE BARKLEY CHAMBER OF COMMERCE	\$125.00		\$125.00
35	Various	LEADERSHIP KENTUCKY	\$100.00		\$100.00
36	Various	LINCOLN COUNTY CHAMBER OF COMMERCE	\$0.00		\$0.00
37	Various	LOGAN COUNTY CHAMBER OF COMMERCE	\$300.00		\$300.00
38	Various	MADISONVILLE CHAMBER OF COMMERCE	\$280.00		\$280.00
39	Various	MARION CHAMBER OF COMMERCE	\$400.00		\$400.00
40	Various	MARION MAIN STREET INC	\$20.00		\$20.00
41	Various	MARSHALL CHAMBER OF COMMERCE	\$1,000.00		\$1,000.00
42	Various	MAYFIELD-GRAVES COUNTY CHAMBER OF COMMERCE	\$1,500.00		\$1,500.00
43	Various	MERCER COUNTY CHAMBER OF COMMERCE	\$450.00		\$450.00
44	Various	OHIO COUNTY CHAMBER OF COMMERCE	\$300.00		\$300.00
45	Various	OKLAHOMA ACCOUNTANCY BOARD	\$6.12		\$6.12
46	Various	OWENSBORO AREA MUSEUM OF SCIENCE AND HISTORY	\$250.00		\$250.00
47	Various	PADUCAH AREA CHAMBER OF COMMERCE	\$705.00		\$705.00
48	Various	PADUCAH BOARD OF REALTORS INC	\$240.00		\$240.00
49	Various	SEBREE CHAMBER OF COMMERCE	\$60.00		\$60.00
50	Various	SHELBY COUNTY CHAMBER OF COMMERCE	\$1,200.00		\$1,200.00
51	Various	SOCIETY FOR MARKETING PROFESSIONAL SERVICES	\$87.20		\$87.20
52	Various	SPRINGFIELD-WASHINGTON CO. CHAMBER OF COMMERCE	\$325.00		\$325.00
53	Various	TENNESSEE SOCIETY OF CERTIFIED PUBLIC ACCOUNTANTS	\$28.20		\$28.20
54	Various	TEXAS SOCIETY OF CPAS	\$83.75		\$83.75
55	Various	TODD COUNTY COMMUNITY ALLIANCE	\$250.00		\$250.00
56	Various	MAYFIELD MESSENGER	\$78.00		\$78.00
57	Various	AGA	\$93,179.41		\$93,179.41
Total Base Period			138,115		138,115

Atmos Energy Corporation, Kentucky/Mid-States Division
Kentucky Jurisdiction Case No. 2013-00xxx
SOCIAL and Service CLUB DUES
Base Period: Twelve Months Ended July 31, 2013
Forecasted Test Period: Twelve Months Ended November 30, 2014

Data: Base Period Forecasted Period
 Type of Filing: Original Updated Revised
 Workpaper Reference No(s).

FR 16(13)(F)
 Schedule F-1
 Witness: Densman

Line No.	Account No.	Social Organization/Service Club	Total Utility	Jurisdictional %	Jurisdiction
FORCASTED PERIOD					
1	Various	AICPA	\$29.25	100%	\$29.25
2	Various	AMERICA TRAFFIC SAFETY SERVICES ASSOCIATION	\$73.00		\$73.00
3	Various	ANDERSON COUNTY CHAMBER OF COMMERCE	\$245.00		\$245.00
4	Various	BOWLING GREEN CHAMBER OF COMMERCE	\$7,500.00		\$7,500.00
5	Various	BRECKINRIDGE COUNTY CHAMBER OF COMMERCE	\$125.00		\$125.00
6	Various	CADIZ TRIGG COUNTY CHAMBER OF COMMERCE	\$235.00		\$235.00
7	Various	CADIZ TRIGG COUNTY ECONOMIC DEVELOP COMM	\$500.00		\$500.00
8	Various	CALDWELL COUNTY CHAMBER OF COMMERCE	\$500.00		\$500.00
9	Various	CAMPBELLSVILLE-TAYLOR COUNTY CHAMBER OF COMMERCE	\$100.00		\$100.00
10	Various	CAVE CITY CHAMBER OF COMMERCE	\$112.00		\$112.00
11	Various	CENTRAL KENTUCKY ASSOCIATION OF REALTORS	\$100.00		\$100.00
12	Various	CRITTENDEN COUNTY CHAMBER OF COMMERCE	\$325.00		\$325.00
13	Various	CRITTENDEN COUNTY ECONOMIC	\$250.00		\$250.00
14	Various	DANVILLE-BOYLE COUNTY CHAMBER OF COMMERCE	\$325.00		\$325.00
15	Various	DAWSON SPRINGS CHAMBER OF COMMERCE	\$85.00		\$85.00
16	Various	ECONOMIC DEVELOPMENT COUNCIL	\$3,000.00		\$3,000.00
17	Various	FRANKLIN-SIMPSON CHAMBER OF COMMERCE	\$1,000.00		\$1,000.00
18	Various	GLASGOW BARREN COUNTY CHAMBER OF COMMERCE	\$3,960.00		\$3,960.00
19	Various	GRAND RIVERS CHAMBER OF COMMERCE	\$100.00		\$100.00
20	Various	GREATER MUHLENBERG CHAMBER OF COMMERCE	\$175.00		\$175.00
21	Various	GREATER OWENSBORO CHAMBER OF COMMERCE	\$760.00		\$760.00
22	Various	GREENSBURG GREEN COUNTY CHAMBER	\$65.00		\$65.00
23	Various	GREENSBURG-GREEN CO. CHAMBER OF COMMERCE	\$65.00		\$65.00
24	Various	HART COUNTY CHAMBER OF COMMERCE	\$240.00		\$240.00
25	Various	HOME BUILDERS ASSOCIATION OF LOUISVILLE	\$20.00		\$20.00
26	Various	HOME BUILDERS ASSOCIATION OF THE BLUEGRASS	\$310.00		\$310.00
27	Various	HOME BUILDERS ASSOCIATION OF WESTERN KENTUCKY	\$355.00		\$355.00
28	Various	HOPKINS COUNTY HOME BUILDERS ASSOCIATION	\$635.00		\$635.00
29	Various	HOPKINSVILLE CHRISTIAN CO. CHAMBER OF COMMERCE	\$1,633.50		\$1,633.50
30	Various	KENTUCKY ASSOCIATION OF MANUFACTURERS	\$3,080.00		\$3,080.00
31	Various	KENTUCKY CHAMBER OF COMMERCE	\$10,500.00		\$10,500.00
32	Various	KENTUCKY GAS ASSOCIATION	\$350.00		\$350.00
33	Various	KENTUCKY RESTAURANT ASSOCIATION	\$395.00		\$395.00
34	Various	LAKE BARKLEY CHAMBER OF COMMERCE	\$125.00		\$125.00
35	Various	LEADERSHIP KENTUCKY	\$100.00		\$100.00
36	Various	LINCOLN COUNTY CHAMBER OF COMMERCE	\$0.00		\$0.00
37	Various	LOGAN COUNTY CHAMBER OF COMMERCE	\$300.00		\$300.00
38	Various	MADISONVILLE CHAMBER OF COMMERCE	\$280.00		\$280.00
39	Various	MARION CHAMBER OF COMMERCE	\$400.00		\$400.00
40	Various	MARION MAIN STREET INC	\$20.00		\$20.00
41	Various	MARSHALL CHAMBER OF COMMERCE	\$1,000.00		\$1,000.00
42	Various	MAYFIELD-GRAVES COUNTY CHAMBER OF COMMERCE	\$1,500.00		\$1,500.00
43	Various	MERCER COUNTY CHAMBER OF COMMERCE	\$450.00		\$450.00
44	Various	OHIO COUNTY CHAMBER OF COMMERCE	\$300.00		\$300.00
45	Various	OKLAHOMA ACCOUNTANCY BOARD	\$6.12		\$6.12
46	Various	OWENSBORO AREA MUSEUM OF SCIENCE AND HISTORY	\$250.00		\$250.00
47	Various	PADUCAH AREA CHAMBER OF COMMERCE	\$705.00		\$705.00
48	Various	PADUCAH BOARD OF REALTORS INC	\$240.00		\$240.00
49	Various	SEBREE CHAMBER OF COMMERCE	\$60.00		\$60.00
50	Various	SHELBY COUNTY CHAMBER OF COMMERCE	\$1,200.00		\$1,200.00
51	Various	SOCIETY FOR MARKETING PROFESSIONAL SERVICES	\$87.20		\$87.20
52	Various	SPRINGFIELD-WASHINGTON CO. CHAMBER OF COMMERCE	\$325.00		\$325.00
53	Various	TENNESSEE SOCIETY OF CERTIFIED PUBLIC ACCOUNTANTS	\$28.20		\$28.20
54	Various	TEXAS SOCIETY OF CPAS	\$83.75		\$83.75
55	Various	TODD COUNTY COMMUNITY ALLIANCE	\$250.00		\$250.00
56	Various	MAYFIELD MESSENGER	\$78.00		\$78.00
57	Various	AGA	\$93,179.41		\$93,179.41
Total Forecasted Period			138,115		138,115

Data Source:
 F Schedules Support.xls

Atmos Energy Corporation, Kentucky/Mid-States Division
Kentucky Jurisdiction Case No. 2013-00xxx
CHARITABLE Contributions
Base Period: Twelve Months Ended July 31, 2013
Forecasted Test Period: Twelve Months Ended November 30, 2014

Data: Base Period Forecasted Period
 Type of Filing: Original Updated Revised
 Workpaper Reference No(s).

FR 16(13)(F)
 Schedule F-2.1
 Witness: Densman

Line No.	Account No.	Charitable Organization *	Total Utility	Jurisdictional %	Jurisdiction
BASE PERIOD					
1	Various	Education	\$ 25,803	100%	\$ 25,803
2	Various	United Way Agencies	500		500
3	Various	Health	3,172		3,172
4	Various	Museums & Arts	19,272		19,272
5	Various	Youth Clubs & Centers	5,550		5,550
6	Various	Community Welfare	61,926		61,926
7	Various	American Red Cross	1,550		1,550
8	Various	Salvation Army	500		500
9	Various	Heat Help Assistance Programs	44,918		44,918
Total			\$ 163,191		\$ 163,191
FORCASTED PERIOD					
1	Various	Education	\$ 25,803	100%	\$ 25,803
2	Various	United Way Agencies	500		500
3	Various	Health	3,172		3,172
4	Various	Museums & Arts	19,272		19,272
5	Various	Youth Clubs & Centers	5,550		5,550
6	Various	Community Welfare	61,926		61,926
7	Various	American Red Cross	1,550		1,550
8	Various	Salvation Army	500		500
9	Various	Heat Help Assistance Programs	44,918		44,918
Total			\$ 163,191		\$ 163,191

Note: These items are not included in O&M and therefore not part of revenue requirements.

Atmos Energy Corporation, Kentucky/Mid-States Division
Kentucky Jurisdiction Case No. 2013-00xxx
INITIATION FEES/COUNTRY CLUB Expenses *
Base Period: Twelve Months Ended July 31, 2013
Forecasted Test Period: Twelve Months Ended November 30, 2014

Data: Base Period Forecasted Period
 Type of Filing: Original Updated Revised
 Workpaper Reference No(s).

FR 16(13)(f)
 Schedule F-2.2
 Witness: Densman

Line No.	Account No.	Payee Organization	Base Period			Forecasted Period		
			Total Utility	Jurisdictional %	Jurisdiction	Total Utility	Jurisdictional %	Jurisdiction
1.	Various	Owensboro Country Club (dues)	\$ -	100%	\$ -	\$ -	100%	\$ -
2	Various	OCC - Expenses	1530.84		1530.84	1530.84		1530.84
3		Total	<u>\$ 1,531</u>		<u>\$ 1,531</u>	<u>\$ 1,531</u>		<u>\$ 1,531</u>

NOTE: Country Club dues will be excluded from O & M and therefore, excluded from the revenue requirements. A/C 870.

Data Source:
 F Schedules Support.xls

Atmos Energy Corporation, Kentucky/Mid-States Division
Kentucky Jurisdiction Case No. 2013-00xxx
Projected Rate Case Expense

Data: Base Period Forecasted Period
 Type of Filing: Original Updated Revised
 Workpaper Reference No(s).

FR 16(13)(F)
 Schedule F-6
 Witness: Densman

Line No.	Description	Amount
1	Consulting	
2	Class Cost Study - P. Raab	\$ 22,000
3	Cost of Capital - Vander Weide, J. H.	15,000
4	Depreciation - D. Watson	90,000
5	sub-total	<u>\$ 127,000</u>
6		
7	Legal Fees	
8	(J. Hughes/R. Hutchinson)	120,000
9		
10	Employee Expense	
11	(airfare, lodging, meals, etc.)	20,000
12		
13	Miscellaneous Expense	
14	(printing, advertising, etc.)	<u>50,000</u>
15		
16	Total Projected Rate Case Expense	<u><u>\$ 317,000</u></u>
17		
18	Three (3) Year Amortization of Rate Case Expenses	<u><u>\$ 105,667</u></u>

Kentucky Division - 009DIV

Income Statements

	Fiscal 2012 July	Fiscal 2012 August	Fiscal 2012 September	Fiscal 2013 October	Fiscal 2013 November	Fiscal 2013 December	Fiscal 2013 January	Fiscal 2013 February	Fiscal 2013 March	Fiscal 2013 April	Fiscal 2013 May	Fiscal 2013 June
Operating Revenue												
Residential Revenue Class	3,014,405	2,949,553	2,798,419	3,835,537	6,920,516	9,696,940	13,817,989	13,757,430	0	0	0	0
Commercial Revenue Class	1,244,265	1,403,372	1,357,128	1,720,185	2,572,482	3,636,786	5,387,021	5,455,377	0	0	0	0
Industrial Revenue Class	336,173	396,462	392,809	428,998	440,596	461,727	656,353	670,585	0	0	0	0
Irrigation Revenue Class	0	0	0	0	0	0	0	0	0	0	0	0
Public Authority Revenue Class	184,018	206,771	209,850	333,413	579,613	868,672	1,207,500	1,230,627	0	0	0	0
Unbilled Revenue Class	(47,836)	91,853	(1,112)	1,491,678	2,785,108	2,661,333	2,830,112	(2,520,432)	(9,482,730)	0	0	0
Other Gas Revenue Class	0	0	0	0	0	0	0	0	0	0	0	0
Total Gas Revenue	4,731,025	5,048,016	4,757,093	7,809,781	13,298,325	17,327,459	23,698,974	18,794,587	(9,482,730)	0	0	0
Transportation Revenue	801,548	881,783	831,455	1,009,858	1,049,452	1,052,718	1,244,401	1,111,196	(1,102,953)	0	0	0
Forfeited Discounts	34,116	40,285	34,141	40,064	52,672	102,392	123,598	163,882	0	0	0	0
Other Operating Revenue	44,851	56,114	64,806	124,583	104,846	64,356	58,548	56,573	0	0	0	0
Realized Gas Trading Margin	0	0	0	0	0	0	0	0	0	0	0	0
Unrealized Gas Trading Margin	0	0	0	0	0	0	0	0	0	0	0	0
Intersegment Revenue Elimination	0	0	0	0	0	0	0	0	0	0	0	0
Total Operating Revenues	5,611,550	6,006,197	5,687,496	8,984,296	14,515,335	18,546,924	25,126,620	20,126,238	(10,585,683)	0	0	0
Purchased Gas Cost	1,527,419	1,911,535	1,628,939	3,941,415	8,617,495	11,273,608	16,755,309	13,028,117	(6,686,891)	0	0	0
Intersegment Gas Cost Elimination	0	0	0	0	0	0	0	0	0	0	0	0
Total Purchased Gas Costs	1,527,419	1,911,535	1,628,939	3,941,415	8,617,495	11,273,608	16,755,309	13,028,117	(6,686,891)	0	0	0
Gross Profit	4,084,131	4,084,662	4,058,556	5,042,881	5,897,840	7,273,315	8,370,311	7,098,121	(3,898,792)	0	0	0
Operating Expenses												
Total Operation & Maintenance Exp - Excl Bad Debt	1,759,983	1,826,855	2,702,638	1,735,309	1,824,068	2,117,011	2,047,635	1,897,412	518,067	0	0	0
Bad Debt Expense	(69,712)	15,288	63,979	21,597	26,207	34,035	38,921	32,234	0	0	0	0
Depreciation and Amortization	1,149,228	1,161,401	1,257,124	1,177,730	1,181,616	1,190,175	1,194,343	1,202,868	0	0	0	0
Total Taxes - Other Than Income Taxes	335,377	361,527	329,871	363,325	389,033	358,671	392,814	357,568	0	0	0	0
Total Operating Expenses	3,174,876	3,365,070	4,353,612	3,297,961	3,420,951	3,699,892	3,673,717	3,490,180	518,067	0	0	0
Operating Income (Loss)	909,256	729,582	(295,055)	1,744,920	2,476,889	3,573,424	4,696,594	3,607,941	(4,416,858)	0	0	0
Other Non-Operating Income/Expense												
Interest Income	3,893	3,945	4,372	7,452	6,492	6,794	6,876	6,626	0	0	0	0
PRR	481,807	188,267	221,846	284,463	184,193	261,860	187,717	175,113	(204,630)	0	0	0
Others Income	4,825	3,769	2,929	3,117	3,117	3,117	3,117	5,530	0	0	0	0
Total Non-Operating Income	490,625	296,001	229,147	295,032	193,801	271,771	197,810	187,268	(204,630)	0	0	0
Other Income (expenses)												
Long Term Interest Expenses	443,616	449,166	409,430	447,243	446,412	448,063	495,071	525,202	0	0	0	0
Short Term Interest Expenses	7,095	(6,937)	7,965	34,784	21,269	22,470	15,625	7,815	0	0	0	0
Donations	(3,082)	32,165	23,384	43,437	124,913	9,385	(79,634)	6,836	7,705	0	0	0
Other Non-Operating Expense	20,155	56,082	63,290	41,627	25,649	35,691	36,809	28,658	6,335	0	0	0
Total Non-Operating Expense	467,754	530,475	524,069	567,090	618,243	516,609	457,871	568,412	14,040	0	0	0
Equity in Earnings	0	0	0	0	0	0	0	0	0	0	0	0
Total Other Non-Operating Income/Expense	(22,871)	324,475	295,122	272,058	424,441	243,838	270,061	361,143	218,569	0	0	0
Income (Loss), Before Income Taxes	932,127	405,117	(590,177)	1,472,863	2,052,448	3,329,586	4,426,533	3,226,798	(4,635,528)	0	0	0
Total Provision (Benefit) for Inc Tax	0	0	5,350,107	0	0	0	0	0	0	0	0	0
Income (Loss), Before Cumulative Effect	932,127	405,117	(5,940,285)	1,472,863	2,052,448	3,329,586	4,426,533	3,226,798	(4,635,528)	0	0	0
Cumulative Effect of Acct Change, Net of Tax	0	0	0	0	0	0	0	0	0	0	0	0
Income Statement - Net Income (Loss)	932,127	405,117	(5,940,285)	1,472,863	2,052,448	3,329,586	4,426,533	3,226,798	(4,635,528)	0	0	0

Brentwood Division - 091DIV

Income Statements

	Fiscal 2012 July	Fiscal 2012 August	Fiscal 2012 September	Fiscal 2013 October	Fiscal 2013 November	Fiscal 2013 December	Fiscal 2013 January	Fiscal 2013 February	Fiscal 2013 March	Fiscal 2013 April	Fiscal 2013 May	Fiscal 2013 June
Operating Revenue												
Total Gas Revenue	0	0	0	0	0	0	0	0	0	0	0	0
Transportation Revenue	0	0	0	0	0	0	0	0	0	0	0	0
Forfeited Discounts	0	0	0	0	0	0	0	0	0	0	0	0
Other Operating Revenue	0	0	0	0	0	0	0	0	0	0	0	0
Realized Gas Trading Margin	0	0	0	0	0	0	0	0	0	0	0	0
Unrealized Gas Trading Margin	0	0	0	0	0	0	0	0	0	0	0	0
Intersegment Revenue Elimination	0	0	0	0	0	0	0	0	0	0	0	0
Total Operating Revenues	0	0	0	0	0	0	0	0	0	0	0	0
Purchased Gas Cost	0	0	0	0	0	0	0	0	0	0	0	0
Intersegment Gas Cost Elimination	0	0	0	0	0	0	0	0	0	0	0	0
Total Purchased Gas Costs	0	0	0	0	0	0	0	0	0	0	0	0
Gross Profit	0	0	0	0	0	0	0	0	0	0	0	0
Operating Expenses												
Total Operation & Maintenance Exp - Excl Bad Debt	(53,144)	0	261	0	(0)	0	0	0	205,991	0	0	0
Bad Debt Expense	53,144	0	(261)	0	0	0	0	0	0	0	0	0
Depreciation and Amortization	(0)	0	0	0	(0)	(0)	(0)	(0)	0	0	0	0
Total Taxes - Other Than Income Taxes	0	(0)	0	0	(0)	0	0	(0)	53	0	0	0
Total Operating Expenses	0	0	0	0	(0)	0	(0)	(0)	206,044	0	0	0
Operating Income (Loss)	(0)	(0)	(0)	(0)	0	(0)	0	0	(206,044)	0	0	0
Other Non-Operating Income/Expense												
Interest Income	0	0	0	0	0	0	0	0	0	0	0	0
FBR	0	0	0	0	0	0	0	0	0	0	0	0
Others Income	0	(2,387)	9,868,147	0	0	0	0	0	0	0	0	0
Total Non-Operating Income	0	(2,387)	9,868,147	0	0	0	0	0	0	0	0	0
Other Income (expenses)												
Long Term Interest Expenses	0	0	0	0	0	0	0	0	0	0	0	0
Short Term Interest Expenses	0	0	0	0	0	0	0	0	0	0	0	0
Donations	0	(0)	0	(0)	0	0	0	0	0	0	0	0
Other Non-Operating Expense	0	0	0	0	0	0	0	(0)	11,441	0	0	0
Total Non-Operating Expense	0	(0)	0	0	0	0	0	(0)	11,441	0	0	0
Equity in Earnings	0	0	0	0	0	0	0	0	0	0	0	0
Total Other Non-Operating Income/Expense	(0)	2,387	(9,868,147)	(0)	0	0	0	(0)	11,441	0	0	0
Income (Loss), Before Income Taxes	0	(2,387)	9,868,147	(0)	0	(0)	0	0	(217,485)	0	0	0
Total Provision (Benefit) for Inc Tax	378,185	120,896	19,447,123	828,544	1,724,431	4,278,507	4,587,241	4,601,271	0	0	0	0
Income (Loss), Before Cumulative Effect	(378,185)	(123,263)	(9,578,975)	(828,544)	(1,724,431)	(4,278,507)	(4,587,241)	(4,601,271)	(217,485)	0	0	0
Cumulative Effect of Acct Change, Net of Tax	0	0	0	0	0	0	0	0	0	0	0	0
Income Statement - Net Income (Loss)	(378,185)	(123,263)	(9,578,975)	(828,544)	(1,724,431)	(4,278,507)	(4,587,241)	(4,601,271)	(217,485)	0	0	0

Dallas Atmos Rate Division - 002DIV

Income Statements

	Fiscal 2012 July	Fiscal 2012 August	Fiscal 2012 September	Fiscal 2013 October	Fiscal 2013 November	Fiscal 2013 December	Fiscal 2013 January	Fiscal 2013 February	Fiscal 2013 March	Fiscal 2013 April	Fiscal 2013 May	Fiscal 2013 June
Operating Revenue												
Total Gas Revenue	0	0	0	0	0	0	0	0	0	0	0	0
Transportation Revenue	0	0	0	0	0	0	0	0	0	0	0	0
Forfeited Discounts	0	0	0	0	0	0	0	0	0	0	0	0
Other Operating Revenue	0	0	0	0	0	0	0	0	0	0	0	0
Realized Gas Trading Margin	0	0	0	0	0	0	0	0	0	0	0	0
Unrealized Gas Trading Margin	0	0	0	0	0	0	0	0	0	0	0	0
Intersegment Revenue Elimination	0	0	0	0	0	0	0	0	0	0	0	0
Total Operating Revenues	0	0	0	0	0	0	0	0	0	0	0	0
Purchased Gas Cost	0	0	0	0	0	0	0	0	0	0	0	0
Intersegment Gas Cost Elimination	0	0	0	0	0	0	0	0	0	0	0	0
Total Purchased Gas Costs	0	0	0	0	0	0	0	0	0	0	0	0
Gross Profit	0	0	0	0	0	0	0	0	0	0	0	0
Operating Expenses												
Total Operation & Maintenance Exp - Excl Bad Debt	(439,357)	(855,882)	7,129,145	97,675	18,911	(10,378)	(902,771)	(68,730)	1,806,674	0	0	0
Bad Debt Expense	0	0	0	0	0	0	0	0	0	0	0	0
Depreciation and Amortization	(0)	0	(0)	0	(0)	0	(0)	0	0	0	0	0
Total Taxes - Other Than Income Taxes	(0)	(3,540)	3,540	(0)	0	0	(0)	536	1,033	0	0	0
Total Operating Expenses	(439,357)	(859,401)	7,132,685	97,675	18,911	(10,378)	(902,771)	(68,195)	1,807,707	0	0	0
Operating Income (Loss)	439,357	859,401	(7,132,685)	(97,675)	(18,911)	10,378	902,771	68,195	(1,807,707)	0	0	0
Other Non-Operating Income/Expense												
Interest Income	(0)	0	(0)	0	(0)	0	(0)	0	0	0	0	0
PBR	0	0	0	0	0	0	0	0	0	0	0	0
Others Income	(0)	(0)	0	0	0	0	0	0	0	0	0	0
Total Non-Operating Income	(0)	(0)	(0)	0	(0)	0	(0)	0	0	0	0	0
Other Income (expenses)												
Long Term Interest Expenses	(0)	(0)	0	(0)	(0)	(0)	(0)	0	0	0	0	0
Short Term Interest Expenses	62,302	64,503	63,413	60,012	66,839	65,870	67,232	67,330	0	0	0	0
Donations	0	(0)	10,000,000	(300)	(0)	(0)	0	(0)	0	0	0	0
Other Non-Operating Expense	(11,832)	(10,077)	(29,048)	(3,031)	(4,098)	(18,533)	(18,765)	(4,296)	92,243	0	0	0
Total Non-Operating Expense	50,470	54,427	10,034,366	56,682	62,543	49,437	48,467	63,034	92,243	0	0	0
Equity in Earnings	0	0	0	0	0	0	0	0	0	0	0	0
Total Other Non-Operating Income/Expense	50,470	54,427	10,034,366	56,682	62,543	49,437	48,467	63,034	92,243	0	0	0
Income (Loss), Before Income Taxes	288,887	804,975	(17,167,050)	(164,357)	(81,454)	(39,059)	854,304	5,161	(1,899,950)	0	0	0
Total Provision (Benefit) for Inc Tax	466,614	778,093	(39,566,236)	(328,815)	(260,793)	315,310	217,449	(284,558)	0	0	0	0
Income (Loss), Before Cumulative Effect	(79,727)	26,881	22,399,185	174,459	179,339	(354,369)	636,855	289,719	(1,899,950)	0	0	0
Cumulative Effect of Accl Change, Net of Tax	0	0	0	0	0	0	0	0	0	0	0	0
Income Statement - Net Income (Loss)	(79,727)	26,881	22,399,185	174,459	179,339	(354,369)	636,855	289,719	(1,899,950)	0	0	0

Call Center Division - 012DIV

Income Statements

	Fiscal 2012 July	Fiscal 2012 August	Fiscal 2012 September	Fiscal 2013 October	Fiscal 2013 November	Fiscal 2013 December	Fiscal 2013 January	Fiscal 2013 February	Fiscal 2013 March	Fiscal 2013 April	Fiscal 2013 May	Fiscal 2013 June
Operating Revenue												
Total Gas Revenue	0	0	0	0	0	0	0	0	0	0	0	0
Transportation Revenue	0	0	0	0	0	0	0	0	0	0	0	0
Forfeited Discounts	0	0	0	0	0	0	0	0	0	0	0	0
Other Operating Revenue	0	0	0	0	0	0	0	0	0	0	0	0
Realized Gas Trading Margin	0	0	0	0	0	0	0	0	0	0	0	0
Unrealized Gas Trading Margin	0	0	0	0	0	0	0	0	0	0	0	0
Intersegment Revenue Elimination	0	0	0	0	0	0	0	0	0	0	0	0
Total Operating Revenues	0	0	0	0	0	0	0	0	0	0	0	0
Purchased Gas Cost	0	0	0	0	0	0	0	0	0	0	0	0
Intersegment Gas Cost Elimination	0	0	0	0	0	0	0	0	0	0	0	0
Total Purchased Gas Costs	0	0	0	0	0	0	0	0	0	0	0	0
Gross Profit	0	0	0	0	0	0	0	0	0	0	0	0
Operating Expenses												
Total Operation & Maintenance Exp - Excl Bad Debt	(0)	(0)	0	0	(0)	0	1,865	0	1,416,093	0	0	0
Bad Debt Expense	0	0	0	0	0	0	0	0	0	0	0	0
Depreciation and Amortization	0	(0)	0	0	0	(0)	0	(0)	0	0	0	0
Total Taxes - Other Than Income Taxes	0	0	(0)	(0)	0	0	0	300	0	0	0	0
Total Operating Expenses	(0)	(0)	0	(0)	(0)	0	1,865	300	1,416,093	0	0	0
Operating Income (Loss)	0	0	(0)	(0)	0	(0)	(1,865)	(300)	(1,416,093)	0	0	0
Other Non-Operating Income/Expense												
Interest Income	0	0	0	0	0	0	0	0	0	0	0	0
PBR	0	0	0	0	0	0	0	0	0	0	0	0
Others Income	0	0	0	0	0	0	0	0	0	0	0	0
Total Non-Operating Income	0	0	0	0	0	0	0	0	0	0	0	0
Other Income (expenses)												
Long Term Interest Expenses	0	0	0	0	0	0	0	0	0	0	0	0
Short Term Interest Expenses	(62,302)	(64,503)	(63,413)	(60,012)	(66,639)	(65,970)	(67,232)	(67,330)	0	0	0	0
Donations	0	0	0	300	0	0	0	0	0	0	0	0
Other Non-Operating Expense	11,832	10,077	29,048	3,031	4,086	16,533	18,765	4,296	1,732	0	0	0
Total Non-Operating Expense	(50,476)	(54,427)	(34,365)	(56,682)	(62,543)	(49,437)	(48,467)	(63,034)	1,732	0	0	0
Equity in Earnings	0	0	0	0	0	0	0	0	0	0	0	0
Total Other Non-Operating Income/Expense	(50,476)	(54,427)	(34,365)	(56,682)	(62,543)	(49,437)	(48,467)	(63,034)	1,732	0	0	0
Income (Loss), Before Income Taxes	50,470	54,427	34,365	56,682	62,543	49,437	46,601	62,734	(1,417,825)	0	0	0
Total Provision (Benefit) for Inc Tax	0	0	33,863,520	0	0	0	0	0	0	0	0	0
Income (Loss), Before Cumulative Effect	50,470	54,427	(33,829,154)	56,682	62,543	49,437	46,601	62,734	(1,417,825)	0	0	0
Cumulative Effect of Acct Change, Net of Tax	0	0	0	0	0	0	0	0	0	0	0	0
Income Statement - Net Income (Loss)	50,470	54,427	(33,829,154)	56,682	62,543	49,437	46,601	62,734	(1,417,825)	0	0	0

Income Statements

	Fiscal 2011 July	Fiscal 2012 August	Fiscal 2012 September	Fiscal 2013 October	Fiscal 2013 November	Fiscal 2013 December	Fiscal 2013 January	Fiscal 2013 February	Fiscal 2013 March	Fiscal 2013 April	Fiscal 2013 May	Fiscal 2013 June	Budget 2013 March	Budget 2013 April	Budget 2013 May	Budget 2013 June	Budget 2013 July
Operating Revenue																	
Residential sales - Gas Rev-Dist Inc 4800-31101	3,014,405	2,949,563	2,798,419	3,835,537	6,920,516	9,896,940	13,817,999	13,757,430	12,310,139	0	0	0	11,555,058	7,473,661	4,765,999	3,369,867	3,179,568
Commercial Revenue-Banner - Gas Rev-Dist Inc 4811-31101	1,244,265	1,403,372	1,357,128	1,720,155	2,572,492	3,836,788	5,387,021	5,456,377	4,903,029	0	0	0	4,425,591	2,808,568	1,757,478	1,461,540	1,422,375
Industrial Revenue-Banner - Gas Rev-Dist Inc 4812-31101	335,173	396,462	362,809	428,998	440,598	461,727	688,353	870,568	527,222	0	0	0	374,559	386,130	237,174	241,885	151,040
Other Sales to Public Authority - Gas Rev-Dist Inc 4820-31101	184,019	206,771	209,850	333,413	578,613	868,672	1,207,500	1,230,627	1,073,114	0	0	0	827,556	616,205	373,968	265,217	205,376
Unbilled Residential Revenue - Gas Rev-Dist Inc 4805-31101	(39,337)	24,015	(8,404)	872,068	2,118,411	1,773,876	1,743,476	(1,575,641)	(317,819)	0	0	0	(1,211,660)	(1,690,573)	(1,092,377)	(223,212)	(17,807)
Unbilled Comm Revenue - Gas Rev-Dist Inc 4815-31101	(6,126)	60,209	4,295	479,665	512,188	968,148	737,309	(599,608)	(10,582)	0	0	0	(205,128)	(1,038,567)	(212,225)	(50,559)	(13,776)
Unbilled Public Authority Reve - Gas Rev-Dist Inc 4825-31101	(2,374)	7,634	3,027	139,905	164,529	189,205	128,826	(144,563)	(38,921)	0	0	0	1,168	(284,271)	(91,210)	(2,081)	(1,088)
Total Gas Revenue	4,731,025	5,046,016	4,757,033	7,808,781	13,293,325	17,327,459	23,693,974	18,794,567	18,345,271	0	0	0	15,777,154	8,280,454	5,738,836	5,076,643	4,826,705
Revenue-Transportation Distrib - Handbill Est - Unbilled 4893-31180	(41,136)	60,280	(23,259)	190,114	43,241	(804)	183,873	(132,855)	62,715	0	0	0	0	0	0	0	0
Revenue-Transportation Distrib - Gas Transport Rev-Distr 4893-31304	842,694	801,503	854,714	829,744	1,006,231	1,053,521	1,055,527	1,244,061	1,114,691	0	0	0	982,356	922,497	913,005	877,393	819,079
Transportation Revenue	801,548	861,783	831,455	1,009,658	1,049,492	1,052,718	1,244,401	1,111,196	1,177,396	0	0	0	982,356	922,497	913,005	877,393	819,079
Forfeited discounts - Forfeited Disc-Dist Plant Inc 4870-31201	34,116	40,285	34,141	40,084	62,672	102,392	123,598	163,662	123,562	0	0	0	146,802	66,748	60,377	43,513	35,958
Forfeited Discounts	34,116	40,285	34,141	40,084	62,672	102,392	123,598	163,662	123,562	0	0	0	146,802	66,748	60,377	43,513	35,958
Miscellaneous service revenues - Misc Service Revenue 4880-31301	44,881	56,114	64,805	124,593	104,846	64,365	58,648	58,573	42,383	0	0	0	46,791	41,722	43,818	47,375	43,416
Other Operating Revenue	44,881	56,114	64,808	124,593	104,846	64,365	58,648	58,573	42,383	0	0	0	46,791	41,722	43,818	47,375	43,416
Total Operating Revenues	5,811,580	6,006,197	5,687,498	8,984,296	14,515,335	18,546,924	25,125,920	20,126,238	19,889,612	0	0	0	16,953,093	9,331,422	6,766,036	6,044,929	5,824,158
Purchased Gas Cost	1,527,419	1,911,535	1,628,939	3,941,415	8,617,495	11,273,608	16,755,309	13,028,117	13,067,034	0	0	0	10,304,474	4,325,402	2,295,700	1,782,383	1,697,869
Total Purchased Gas Costs	1,527,419	1,911,535	1,628,939	3,941,415	8,617,495	11,273,608	16,755,309	13,028,117	13,067,034	0	0	0	10,304,474	4,325,402	2,295,700	1,782,383	1,697,659
Gross Profit	4,084,131	4,094,662	4,058,559	5,042,881	5,897,840	7,273,315	8,370,311	7,098,121	6,822,578	0	0	0	6,648,619	5,006,019	4,460,335	4,262,546	4,126,487
Total Operation & Maintenance Exp - Excl Bad Debt	1,759,863	1,826,856	2,702,638	1,735,309	1,824,066	2,117,011	2,047,638	1,897,412	1,613,790	0	0	0	2,048,131	2,069,068	2,116,607	1,913,333	2,058,395
Bad Debt Expense	(89,712)	15,283	63,978	21,597	26,207	34,055	39,921	32,234	29,565	0	0	0	27,006	19,462	16,994	16,254	15,693
Amortization of gas plant acqu - Depr & Taxes Other Expense 4060-09344	4,523	4,523	4,523	4,878	4,878	4,878	4,878	4,878	4,878	0	0	0	0	0	0	0	0
Depreciation and Amortization	1,149,228	1,161,401	1,257,124	1,177,730	1,181,616	1,190,175	1,194,343	1,202,968	1,204,949	0	0	0	1,250,198	1,258,488	1,318,119	1,280,593	1,296,779
Total Taxes - Other Than Income Taxes	335,377	351,527	329,871	363,325	389,033	368,671	362,814	367,666	363,184	0	0	0	358,176	421,554	343,441	352,075	377,880
Total Operating Expenses	3,174,876	3,365,070	4,353,612	3,297,691	3,420,951	3,669,692	3,673,717	3,480,180	3,411,468	0	0	0	3,979,511	3,786,592	3,795,161	3,562,356	3,789,048
Operating Income (Loss)	909,255	729,592	(295,055)	1,744,820	2,476,889	3,573,424	4,696,594	3,607,941	3,211,060	0	0	0	2,968,108	1,237,428	685,175	700,190	337,439
Depreciation Expense - Depr Exp-Natural Gas Prod 4030-30002	13,558	13,558	13,558	14,199	14,199	14,200	14,200	14,200	14,209	0	0	0	0	0	0	0	0
Depreciation Expense - Depr Exp-Transmission Plant 4030-30004	46,062	46,062	46,021	46,137	45,905	45,905	45,882	45,882	45,862	0	0	0	0	0	0	0	0
Depreciation Expense - Depr Exp-Distribution Plant 4030-30005	907,757	919,939	1,008,163	937,434	940,426	945,262	947,840	951,056	954,170	0	0	0	0	0	0	0	0
Depreciation Expense - Depr Exp-General Plant 4030-30007	46,667	48,093	52,719	43,981	43,985	43,596	43,716	43,728	44,036	0	0	0	0	0	0	0	0
Depreciation Expense - Vehicle Depreciation 4030-30031	19,703	19,703	19,703	19,703	19,703	19,703	19,703	19,703	12,040	0	0	0	0	0	0	0	0
Depreciation Expense - Vehicle Depreciation Capitalized 4030-30032	(10,569)	(10,247)	(11,030)	(10,468)	(10,468)	(10,577)	(10,170)	(10,196)	(5,636)	0	0	0	0	0	0	0	0
Depreciation Expense - Heavy Equipment Depreciation 4030-30041	2,027	2,027	2,027	2,590	2,590	2,590	2,590	2,590	2,590	0	0	0	0	0	0	0	0
Depreciation Expense - Heavy Equipment Depreciation Capital 4030-30042	(1,986)	(1,986)	(1,986)	(2,538)	(2,538)	(2,538)	(2,538)	(2,538)	(2,538)	0	0	0	0	0	0	0	0
Depreciation Expense - Tools & Shop Depreciation 4030-30051	11,605	12,036	12,775	11,559	11,659	11,659	11,708	11,797	11,860	0	0	0	0	0	0	0	0
Depreciation Expense - Tools & Shop Depreciation Capitalize 4030-30062	(6,225)	(6,260)	(7,157)	(6,210)	(6,273)	(6,259)	(6,043)	(6,105)	(5,565)	0	0	0	0	0	0	0	0
Depreciation Expense - Billing for Taxes Other and Depr 4030-41124	51,515	51,549	52,736	55,577	56,664	60,620	60,703	62,665	62,088	0	0	0	132,428	132,533	179,251	128,388	128,597
Depreciation Expense - Billing for GSO Depr & Taxes Other 4030-41129	61,343	61,352	62,017	56,528	57,735	57,772	58,407	58,407	60,430	0	0	0	0	0	0	0	0
Depreciation Expense - Depr & Taxes Other Expense 4030-09344	3,049	3,052	3,045	3,287	3,295	3,365	3,369	6,904	6,538	0	0	0	0	0	0	0	0
Amortization of gas plant acqu - Depr & Taxes Other Expense 4080-09344	4,523	4,523	4,523	4,878	4,878	4,878	4,878	4,878	4,878	0	0	0	0	0	0	0	0
Depreciation and Amortization	1,149,228	1,161,401	1,257,124	1,177,730	1,181,616	1,190,175	1,194,343	1,202,968	1,204,949	0	0	0	1,250,198	1,258,488	1,318,119	1,280,593	1,296,779

O&M by Cost Element

	Kentucky			SSU			Division General Office			Total			
	Base	Test	Difference	Base	Test	Difference	Base	Test	Difference	Base	Test	Difference	
Labor	5,038,595	5,339,350	300,755	3,077,651	3,543,588	465,937	883,870	1,271,963	388,093	9,000,116	10,154,900	1,154,785	12.8%
Employee Welfare	95,062	101,270	6,207	1,306,604	1,404,658	98,055	520,555	514,950	(5,602)	1,822,220	2,020,881	198,661	5.1%
Benefits	2,867,188	3,161,528	294,340	1,337,467	1,402,740	65,253	524,146	961,725	437,579	4,728,821	5,525,993	797,172	16.9%
Insurance	102,547	83,798	(18,748)	834,460	835,949	1,490	113,874	184,894	70,821	1,050,890	1,104,442	53,562	5.1%
Rent, Maint., & Utilities	608,308	607,611	(1,303)	380,355	434,195	43,840	169,601	190,738	21,137	1,166,265	1,232,544	66,280	5.7%
Vehicles & Equip	892,150	968,821	77,671	5,134	5,840	706	33,447	47,739	14,292	930,730	1,023,400	92,669	10.0%
Materials & Supplies	589,915	548,293	(21,622)	36,054	42,112	6,058	105,196	137,641	32,445	711,165	728,046	16,881	2.4%
Information Technologies	19,811	9,217	(10,594)	702,862	807,521	104,658	51,818	66,005	16,188	774,290	884,742	110,452	14.3%
Telecom	170,791	152,640	(18,151)	117,721	131,674	13,953	208,859	291,317	82,458	497,371	575,631	78,260	15.7%
Marketing	127,925	127,338	(587)	22,400	23,806	1,405	128,862	152,751	23,889	279,187	303,894	24,707	8.9%
Directors & Shareholders & PR	173	-	(173)	236,878	280,098	43,220	-	-	-	237,051	280,098	43,047	18.2%
Dues & Donations	43,002	42,502	(500)	16,933	21,102	4,169	107,642	139,778	32,136	167,577	203,382	35,805	21.4%
Print & Postages	13,884	14,979	1,095	12,366	14,610	2,224	3,145	12,006	3,861	34,415	41,595	7,179	20.9%
Travel & Entertainment	237,783	240,543	2,760	140,950	163,977	23,026	187,700	261,046	73,346	566,434	665,566	99,132	17.5%
Training	9,331	10,050	720	59,569	65,377	5,808	28,155	37,885	9,530	97,055	113,112	16,057	16.5%
Outside Services	2,579,308	1,845,319	(733,987)	613,951	657,892	43,941	1,461,481	1,909,884	448,403	4,654,738	4,413,095	(241,643)	-5.2%
Provision for Bad Debt	327,970	324,479	(3,492)	-	0	-	-	(104)	104	327,867	324,479	(3,388)	-1.0%
Miscellaneous	190,491	106,866	(83,625)	(2,500,583)	(2,979,175)	(478,593)	(67,014)	33,460	100,474	(2,377,105)	(2,838,649)	(461,744)	19.4%
Total O&M Expenses	13,892,232	13,685,601	(206,631)	6,410,613	6,855,965	445,352	4,466,231	6,215,385	1,749,154	24,769,077	26,756,951	1,987,874	8.0%
<i>Rate Making Adjustments:</i>	<i>(13,892,232)</i>	<i>(13,685,601)</i>		<i>(6,410,613)</i>	<i>(6,855,965)</i>		<i>(4,466,231)</i>	<i>(6,215,385)</i>			<i>(26,756,951)</i>		
Advertising Adjustments		(72,801)	(72,801)								(72,801)	(72,801)	
Club Expenses		(1,531)	(1,531)								(1,531)	(1,531)	
Expense Report Exclusions		(16,474)	(16,474)		(17,182)	(17,182)		(28,252)	(28,252)		(61,908)	(61,908)	
Leases		(28,687)	(28,687)								(28,687)	(28,687)	
Rate Case Amortization		105,667	105,667								105,667	105,667	
Grand Total	13,892,232	13,671,774	(220,459)	6,410,613	6,838,783	428,170	4,466,231	6,187,133	1,720,902	24,769,077	26,697,690	1,928,613	7.8%
											<i>(26,697,690)</i>		
Labor				59,632,957	63,069,735		2,223,821	2,543,753					
Employee Welfare				26,406,642	26,288,772		1,309,724	1,029,936					
Benefits				26,172,582	24,967,564		1,318,760	1,923,319					
Insurance				16,894,833	15,054,935		286,508	389,364					
Rent, Maint., & Utilities				7,703,540	7,751,693		426,720	381,450					
Vehicles & Equip				97,606	104,756		84,153	95,471					
Materials & Supplies				748,423	755,348		264,676	275,253					
Information Technologies				13,901,755	14,496,898		130,371	136,000					
Telecom				2,327,467	2,355,087		525,493	582,594					
Marketing				485,957	428,899		324,218	305,481					
Directors & Shareholders & PR				4,913,778	5,038,908		-	-					
Dues & Donations				348,586	379,938		270,830	279,537					
Print & Postages				249,892	262,347		20,493	24,011					
Travel & Entertainment				2,782,561	2,934,018		472,258	522,057					
Training				1,178,023	1,174,844		70,638	75,364					
Outside Services				12,030,240	11,752,330		3,877,110	3,819,509					
Provision for Bad Debt				-	-		-	(261)					
Miscellaneous				(51,397,221)	(53,675,747)		(168,608)	66,916					
Total O&M Expenses				124,477,619	122,138,326		11,237,113	12,426,925					
Rate Case Amortization													
Grand Total													

Escalation

CASE NO. 2013-00148
ATTACHMENT 16
TO STAFF DR NO. 1-59

Escalation Factors

Labor	3.00% Budget
General Increase	2.70% CPI
Insurance	5.00% Historical experience

**Atmos Energy Corporation - Kentucky
Development of Inflation Factor**

Description: CPI: Urban Consumer - All Items, (Index 1982-84=100, SA)

Year	2007	2008	2009	2010	2011	2012	2013
Jan	187.587	196.708	195.843	203.490	207.551	213.649	217.217
Feb	188.122	197.596	196.421	203.274	208.156	214.524	
Mar	190.365	199.472	197.267	204.204	209.713	215.784	
Apr	191.685	200.841	197.644	204.326	211.314	216.658	
May	193.467	202.720	198.911	204.026	212.210	215.254	
Jun	194.442	205.122	201.157	203.749	211.717	215.625	
Jul	194.815	206.435	200.908	203.992	212.261	216.045	
Aug	194.716	206.251	201.823	204.985	213.009	217.300	
Sep	195.483	205.522	201.918	205.100	213.606	217.986	
Oct	195.054	202.086	202.499	205.565	212.476	217.467	
Nov	196.569	197.883	203.047	206.014	212.907	216.253	
Dec	195.819	195.383	202.738	206.136	212.505	215.962	
HALF1	190.945	200.410	197.874	203.845	210.110	215.249	
HALF2	195.409	202.260	202.156	205.299	212.794	216.836	
Annual	193.177	201.335	200.015	204.572	211.452	216.042	
Inflation%		4.22%	-0.66%	2.28%	3.36%	2.45%	

year	Annual Rate
2010	2.28%
2011	3.36%
2012	2.45%

Average Annual Inflation Rate 2.70%

Source: Table 10, Midwest Urban, Size D

http://www.bls.gov/cpi/cpi_dr.htm#2011

View
Type
Company
Cost Center
Dallas Atmos Rate Division - 002DIV

	Fiscal 2012 August	Fiscal 2012 September	Fiscal 2013 October	Fiscal 2013 November	Fiscal 2013 December	Fiscal 2013 January	Fiscal 2013 February	Fiscal 2013 March	Fiscal 2013 April	Fiscal 2013 May	Fiscal 2013 June	Fiscal 2013 July	Fiscal 2013 August	Fiscal 2013 September
A&G-Administrative & general s - PTO Accrual 9200-01010	-	(30,914)	0	0	97,737	-	-	0	0	0	0	0	0	0
Customer accounts-Meter readin - Non-project Labor 9020-01000	3,644	10,143	10,230	14,757	10,316	10,316	10,316	0	0	0	0	0	0	0
A&G-Administrative & general s - Non-project Labor 9200-01000	2,543,092	2,513,775	2,562,144	3,848,060	2,622,380	2,686,389	2,577,810	0	0	0	0	0	0	0
Distribution-Operation supervi - Non-project Labor 8700-01000	14,005	-	0	10,218	-	-	-	0	0	0	0	0	0	0
Mains and Services Expenses - Non-project Labor 8740-01000	0	0	0	685	-	-	-	0	0	0	0	0	0	0
A&G-Administrative & general s - Capital Labor 9200-01001	278,417	242,205	298,492	353,483	224,713	149,657	223,456	0	0	0	0	0	0	0
Mains expenses - Capital Labor Contra 8560-01002	(248)	(279)	0	(96)	-	-	-	0	0	0	0	0	0	0
Distribution-Operation supervi - Capital Labor Contra 8700-01002	(5,632)	(5,385)	(9,924)	(3,908)	-	(65)	(371)	0	0	0	0	0	0	0
A&G-Administrative & general s - Capital Labor Contra 9200-01002	(68,446)	(85,627)	(85,311)	(114,069)	(72,247)	(22,181)	(19,097)	0	0	0	0	0	0	0
A&G-Administrative & general s - O&M Project Labor and Contra 9200-01006	15,548	14,335	13,437	24,092	20,230	18,777	15,849	0	0	0	0	0	0	0
Distribution-Operation supervi - Expense Labor Accrual 8700-01008	7,003	(6,766)	131	(366)	3,065	(3,065)	(351)	0	0	0	0	0	0	0
Mains and Services Expenses - Expense Labor Accrual 8740-01008	0	0	0	0	206	0	(206)	0	0	0	0	0	0	0
Customer accounts-Meter readin - Expense Labor Accrual 9020-01008	547	3,250	1,578	(4,190)	635	1,547	(0)	0	0	0	0	0	0	0
A&G-Administrative & general s - Expense Labor Accrual 9200-01008	368,234	2,178	396,662	(1,029,821)	142,762	419,016	(39,852)	0	0	0	0	0	0	0
Mains expenses - Capital Labor Transfer In 8560-01011	243	279	0	96	-	-	-	0	0	0	0	0	0	0
A&G-Administrative & general s - Capital Labor Transfer In 9200-01011	65,819	84,433	68,509	60,022	33,271	13,238	12,447	0	0	0	0	0	0	0
Distribution-Operation supervi - Capital Labor Transfer In 8700-01011	5,632	5,865	9,924	3,908	-	65	371	0	0	0	0	0	0	0
A&G-Administrative & general s - Capital Labor Transfer Out 9200-01012	(275,791)	(241,010)	(280,689)	(289,436)	(185,738)	(140,711)	(216,806)	0	0	0	0	0	0	0
Distribution-Operation supervi - Expense Labor Transfer In 8700-01013	0	474	566	-	228	-	-	0	0	0	0	0	0	0
A&G-Administrative & general s - Expense Labor Transfer In 9200-01013	(23,232)	70,469	25,323	41,515	31,626	30,329	27,428	0	0	0	0	0	0	0
A&G-Administrative & general s - Expense Labor Transfer Out 9200-01014	(15,546)	(14,335)	(13,437)	(24,092)	(20,230)	(18,777)	(15,849)	0	0	0	0	0	0	0
Labor	2,913,292	2,552,608	2,986,633	2,870,054	2,919,910	3,124,333	2,575,338	0	0	0	0	0	0	0
A&G-Employee pensions and bene - RSU-Management Incentive Plan 9260-07463	22,024	21,894	22,622	354,866	21,112	30,906	18,749	0	0	0	0	0	0	0
A&G-Employee pensions and bene - Service Awards 9260-07421	3,302	4,217	3,003	28,515	4,063	1,541	500	0	0	0	0	0	0	0
Mains and Services Expenses - Uniforms 8740-07443	125	-	0	0	0	0	0	0	0	0	0	0	0	0
Miscellaneous general expenses - Education Assistance Program 9302-07447	239	-	0	0	0	0	0	0	0	0	0	0	0	0
A&G-Employee pensions and bene - Education Assistance Program 9260-07447	30,210	29,707	9,042	8,245	49,726	46,956	4,800	0	0	0	0	0	0	0
A&G-Office supplies & expense - Non-Qual Retirement Exp 9210-07449	0	0	0	87	0	0	0	0	0	0	0	0	0	0
A&G-Employee pensions and bene - Variable Pay & Mgmt Incentive Plans 9260-07452	-	2,584,872	797,000	1,277,274	1,546,000	2,178,854	1,356,975	0	0	0	0	0	0	0
A&G-Employee pensions and bene - Exeo Compensation-Other 9260-07453	27	27	48	27	27	27	27	0	0	0	0	0	0	0
A&G-Employee pensions and bene - Restricted Stock - Long Term Incent 9260-07458	266,312	587,006	99,590	201,316	212,661	211,467	174,510	0	0	0	0	0	0	0
A&G-Employee pensions and bene - RSU-Long Term Incentive Plan - Time 9260-07460	96,730	94,225	96,987	93,859	126,164	115,601	85,097	0	0	0	0	0	0	0
A&G-Employee pensions and bene - Rabbi Trust Gain/Loss 9260-07485	(39,572)	(24,074)	127	(35,903)	(36,176)	(1,667,268)	(487)	0	0	0	0	0	0	0
A&G-Employee pensions and bene - COLI CSV & Premiums 9260-07487	(36,249)	(33,351)	(21,297)	(21,297)	(21,297)	(21,297)	(21,297)	0	0	0	0	0	0	0
A&G-Employee pensions and bene - COLI Loan Interest 9260-07488	113,879	113,870	109,675	63,779	109,675	109,675	109,675	0	0	0	0	0	0	0
A&G-Employee pensions and bene - NQ Retirement Cost 9260-07489	632,155	632,155	745,546	745,546	745,546	745,546	745,104	0	0	0	0	0	0	0
A&G-Office supplies & expense - Employee Broadcast and Publication 9210-07495	0	0	0	0	0	117,740	25,975	0	0	0	0	0	0	0
A&G-Office supplies & expense - Misc Employee Welfare Exp 9210-07499	29,589	58,767	29,347	40,189	51,596	(92,033)	5,520	0	0	0	0	0	0	0
A&G-Employee pensions and bene - Misc Employee Welfare Exp 9260-07499	8,060	8,276	4,015	80	-	-	4,343	0	0	0	0	0	0	0
A&G-Rents - Misc Employee Welfare Exp 9310-07499	1,915	-	686	750	508	53	582	0	0	0	0	0	0	0
Storage-Purification expenses - Misc Employee Welfare Exp 9210-07499	26	-	0	0	0	0	0	0	0	0	0	0	0	0
Distribution-Operation supervi - Misc Employee Welfare Exp 8700-07499	-	-	0	0	100	-	-	0	0	0	0	0	0	0
Employee Welfare	1,127,355	4,066,691	1,886,332	2,757,322	2,809,697	1,877,767	2,510,073	0	0	0	0	0	0	0
A&G-Employee pensions and bene - Pension Benefits Load 9260-01202	217,707	192,878	313,235	298,826	263,392	328,083	268,748	0	0	0	0	0	0	0
A&G-Employee pensions and bene - FAS106 Benefits Load 9260-01203	161,810	143,354	208,824	199,217	185,595	217,389	179,164	0	0	0	0	0	0	0
A&G-Employee pensions and bene - Pension Benefits Variance 9260-01205	34,598	141,598	(26,575)	19,170	20,099	(42,479)	9,563	0	0	0	0	0	0	0
A&G-Employee pensions and bene - FAS106 Benefits Variance 9260-01207	(7,899)	118,713	(9,711)	34,086	15,636	(24,634)	(17,602)	0	0	0	0	0	0	0
A&G-Injuries & damages - Workers Comp Variance 9250-01208	0	0	4,226	6,254	3,395	1,335	(2,827)	0	0	0	0	0	0	0
A&G-Injuries & damages - Workers Comp Insurance 9250-01221	9,412	8,447	8,757	8,386	8,299	9,442	7,892	0	0	0	0	0	0	0
A&G-Employee pensions and bene - Medical Benefits Load 9260-01251	0	0	513,110	489,505	480,604	534,156	440,232	0	0	0	0	0	0	0
A&G-Employee pensions and bene - Medical Benefits Variance 9260-01252	0	0	(22,400)	(297,521)	(183,495)	(253,357)	(111,527)	0	0	0	0	0	0	0
A&G-Employee pensions and bene - Medical Benefits Load Projects 9260-01253	0	0	4,469	7,170	5,492	5,226	4,725	0	0	0	0	0	0	0
A&G-Employee pensions and bene - Empr ESOP Benefits Load 9260-01257	0	0	92,479	88,225	86,821	96,272	79,344	0	0	0	0	0	0	0
A&G-Employee pensions and bene - Empr ESOP Benefits Variance 9260-01258	0	0	24,397	29,264	19,858	29,845	15,405	0	0	0	0	0	0	0
A&G-Employee pensions and bene - Empr ESOP Benefits Load Projects 9260-01259	0	0	889	1,415	963	913	826	0	0	0	0	0	0	0
A&G-Employee pensions and bene - Emp HSA Benefits Load 9260-01260	0	0	597	569	559	621	512	0	0	0	0	0	0	0
A&G-Employee pensions and bene - Emp HSA Benefits Variance 9260-01261	0	0	(981)	(982)	(879)	14,249	9	0	0	0	0	0	0	0
A&G-Employee pensions and bene - Emp HSA Benefits Load Projects 9260-01262	0	0	5	6	6	6	5	0	0	0	0	0	0	0
A&G-Employee pensions and bene - RSP FACC Benefits Load 9260-01263	0	0	8,950	8,538	8,363	9,317	7,678	0	0	0	0	0	0	0
A&G-Employee pensions and bene - RSP FACC Benefits Variance 9260-01264	0	0	6,875	22,450	10,651	14,307	13,843	0	0	0	0	0	0	0
A&G-Employee pensions and bene - RSP FACC Benefits Load Projects 9260-01265	0	0	94	154	117	112	101	0	0	0	0	0	0	0
A&G-Employee pensions and bene - Basic Life Benefits Load 9260-01266	0	0	14,916	14,230	13,871	15,528	12,797	0	0	0	0	0	0	0
A&G-Employee pensions and bene - Basic Life Benefits Variance 9260-01267	0	0	583	2,843	2,577	206	(5,944)	0	0	0	0	0	0	0
A&G-Employee pensions and bene - Basic Life Benefits Load Projects 9260-01268	0	0	137	221	169	161	145	0	0	0	0	0	0	0
A&G-Employee pensions and bene - LTD Benefits Load 9260-01269	0	0	23,865	22,768	22,354	24,844	20,476	0	0	0	0	0	0	0
A&G-Employee pensions and bene - LTD Benefits Variance 9260-01270	0	0	(901)	2,737	2,234	(1,697)	(21,554)	0	0	0	0	0	0	0
A&G-Employee pensions and bene - LTD Benefits Load Projects 9260-01271	0	0	220	354	271	256	233	0	0	0	0	0	0	0
A&G-Employee pensions and bene - Pension Benefits Load Projects 9260-01281	(1,719)	5,259	2,725	4,348	3,337	3,169	2,866	0	0	0	0	0	0	0
A&G-Employee pensions and bene - FAS106 Benefits Load Projects 9260-01292	(1,278)	3,938	1,887	2,901	2,254	2,114	1,912	0	0	0	0	0	0	0
A&G-Injuries & damages - Workers Comp Benefits Load Projects 9250-01293	0	0	81	83	68	61	53	0	0	0	0	0	0	0
Benefits	484,519	5,090,965	1,170,735	665,230	1,012,530	983,446	906,269	0	0	0	0	0	0	0
A&G-Property insurance - Blueflame Property Insurance 9240-04069	12,929	12,629	12,629	12,629	12,629	12,991	12,991	0	0	0	0	0	0	0
A&G-Injuries & damages - Insurance-Other 9250-04070	28,961	28,961	28,961	(21,298)	4,104	3,831	0	0	0	0	0	0	0	0
A&G-Property insurance - Insurance-Other 9240-04070	4,298	4,298	4,298	4,298	4,298	4,339	4,298	0	0	0	0	0	0	0
A&G-Injuries & damages - Insurance Reserve 9250-07115	-													

View
Type
Company
Cost Center
Dallas Atmos Rate Division - 002DIV

	Fiscal 2012 August	Fiscal 2012 September	Fiscal 2013 October	Fiscal 2013 November	Fiscal 2013 December	Fiscal 2013 January	Fiscal 2013 February	Fiscal 2013 March	Fiscal 2013 April	Fiscal 2013 May	Fiscal 2013 June	Fiscal 2013 July	Fiscal 2013 August	Fiscal 2013 September
A&G-Injuries & damages - Insurance - Public Liability 9250-07121	0	0	0	2,016,661	1,061,175	1,061,175	1,061,175	0	0	0	0	0	0	0
Insurance	1,103,739	4,105,295	1,111,114	1,214,803	1,215,076	228,493	1,215,165	0	0	0	0	0	0	0
Distribution-Rents - Building Lease/Rents 8810-04581	(5,208)	10,333	(6,660)	-	-	-	-	0	0	0	0	0	0	0
A&G-Office supplies & expense - Building Lease/Rents 9210-04581	0	0	0	2,110	2,110	2,109	2,109	0	0	0	0	0	0	0
A&G-Rents - Building Lease/Rents 9310-04581	372,451	381,966	374,372	372,201	372,921	287,252	350,361	0	0	0	0	0	0	0
A&G-Office supplies & expense - Building Maintenance 9210-04582	4,555	3,788	16,914	3,370	8,670	43,993	5,406	0	0	0	0	0	0	0
A&G-Rents - Building Maintenance 9310-04582	42,973	34,782	62,471	26,790	33,002	37,348	21,848	0	0	0	0	0	0	0
A&G-Office supplies & expense - Utilities 9210-04590	2,704	2,806	2,676	2,314	2,356	3,311	2,327	0	0	0	0	0	0	0
A&G-Rents - Utilities 9310-04590	37,743	3,964	19,953	21,582	20,507	32,843	20,981	0	0	0	0	0	0	0
Rent, Maint., & Utilities	459,215	417,840	489,726	428,368	439,768	406,655	403,032	0	0	0	0	0	0	0
Mains and Services Expenses - Vehicle Lease Payments 8740-03002	3,298	3,402	3,187	3,237	3,972	3,394	3,227	0	0	0	0	0	0	0
Mains and Services Expenses - Vehicle Expense 8740-03004	4,322	(3,215)	6,630	3,545	3,907	3,357	2,637	0	0	0	0	0	0	0
A&G-Office supplies & expense - Vehicle Expense 9210-03004	386	818	712	589	386	362	591	0	0	0	0	0	0	0
A&G-Rents - Vehicle Expense 9310-03004	0	0	0	0	0	43	-	0	0	0	0	0	0	0
A&G-Office supplies & expense - Equipment Lease 9210-04301	143	143	0	293	150	143	493	0	0	0	0	0	0	0
Mains and Services Expenses - Equipment Lease 8740-04301	24	24	24	24	24	24	24	0	0	0	0	0	0	0
A&G-Office supplies & expense - Heavy Equipment 9210-04302	-	1,740	2,906	1,718	200	886	-	0	0	0	0	0	0	0
Mains and Services Expenses - Heavy Equipment 8740-04302	100	108	398	-	81	-	-	0	0	0	0	0	0	0
Vehicles & Equip	8,274	3,020	13,659	9,417	8,719	8,120	6,973	0	0	0	0	0	0	0
A&G-Office supplies & expense - Inventory Materials 9210-02001	1,365	1,651	758	729	7,231	1,152	1,214	0	0	0	0	0	0	0
Distribution-Operation supervi - Inventory Materials 8700-02001	2,819	-	0	744	183	105	3	0	0	0	0	0	0	0
A&G-Office supplies & expense - Non-Inventory Supplies 9210-02005	2,231	827	2,731	933	2,992	1,543	6,762	0	0	0	0	0	0	0
A&G-Rents - Non-Inventory Supplies 9310-02005	59	422	176	-	132	277	148	0	0	0	0	0	0	0
Distribution-Operation supervi - Non-Inventory Supplies 8700-02005	314	456	38	-	-	-	-	0	0	0	0	0	0	0
A&G-Office supplies & expense - Purchasing Card Charges 9210-02006	-	-	0	0	221	(221)	0	0	0	0	0	0	0	0
A&G-Office supplies & expense - Parts 9210-04306	0	0	0	0	0	30	-	0	0	0	0	0	0	0
Sales-Demonstrating and sellin - Office Supplies 9120-05010	118	806	67	-	-	-	-	0	0	0	0	0	0	0
A&G-Office supplies & expense - Office Supplies 9210-05010	39,530	38,631	31,599	30,879	29,433	33,230	16,686	0	0	0	0	0	0	0
Miscellaneous general expenses - Office Supplies 9302-05010	-	58	0	0	0	224	275	0	0	0	0	0	0	0
A&G-Rents - Office Supplies 9310-05010	-	38	0	0	173	-	18	0	0	0	0	0	0	0
A&G-Maintenance of general pla - Office Supplies 9320-05010	0	0	0	0	645	-	-	0	0	0	0	0	0	0
Materials & Supplies	46,582	42,999	35,368	33,284	41,010	36,341	27,116	0	0	0	0	0	0	0
A&G-Maintenance of general pla - Offsite Storage 8320-04065	17,110	17,878	17,091	18,747	18,214	17,461	19,366	0	0	0	0	0	0	0
A&G-Office supplies & expense - Offsite Storage 9210-04065	3,671	26	3,602	7,540	-	-	9,374	0	0	0	0	0	0	0
A&G-Maintenance of general pla - Software Maintenance 9320-04201	444,371	456,288	1,002,808	510,416	540,008	66,207	336,892	0	0	0	0	0	0	0
A&G-Rents - Software Maintenance 9310-04201	0	0	0	0	0	0	2,040	0	0	0	0	0	0	0
Storage-Operation supervision - Software Maintenance 8140-04201	0	0	541	-	-	-	-	0	0	0	0	0	0	0
Miscellaneous general expenses - Software Maintenance 9302-04201	11,205	9,077	8,686	223	2,923	11,411	2,908	0	0	0	0	0	0	0
A&G-Office supplies & expense - Software Maintenance 9210-04201	163,237	161,779	184,113	184,773	363,213	350,088	340,442	0	0	0	0	0	0	0
A&G-Office supplies & expense - IT Equipment 9210-04212	10,874	11,555	8,533	8,939	13,411	24,613	23,609	0	0	0	0	0	0	0
A&G-Maintenance of general pla - IT Equipment 9320-04212	19,179	55,190	25,444	48,918	36,538	4,465	8,060	0	0	0	0	0	0	0
Information Technologies	669,846	711,894	1,261,018	789,556	976,307	474,243	743,191	0	0	0	0	0	0	0
A&G-Office supplies & expense - Monthly Lines and service 9210-05310	9,908	12,892	11,873	5,344	11,330	21,830	11,916	0	0	0	0	0	0	0
A&G-Office supplies & expense - Long Distance 9210-05312	2,777	2,939	2,621	(34,499)	2,923	2,466	3,045	0	0	0	0	0	0	0
A&G-Office supplies & expense - Toll Free Long Distance 9210-05314	1,841	1,831	1,734	1,620	1,692	1,634	1,404	0	0	0	0	0	0	0
A&G-Office supplies & expense - Telecom Maintenance & Repair 9210-05316	10,852	10,880	15,994	5,642	21,245	24,653	13,832	0	0	0	0	0	0	0
A&G-Office supplies & expense - WAN/LAN/Internet Service 9210-05331	36,915	33,967	38,066	26,178	38,063	41,243	34,544	0	0	0	0	0	0	0
Distribution-Operation supervi - WAN/LAN/Internet Service 8700-05331	128	126	128	127	127	127	128	0	0	0	0	0	0	0
Distribution-Operation supervi - Cellular, radio, pager charges 8700-05364	765	539	0	149	126	-	258	0	0	0	0	0	0	0
A&G-Office supplies & expense - Cellular, radio, pager charges 9210-05364	21,089	19,740	20,911	20,935	1,546	40,632	1,140	0	0	0	0	0	0	0
A&G-Office supplies & expense - Cell service for MDTs, PC's, SCADA 9210-05376	3,274	3,157	3,378	3,290	472	6,180	451	0	0	0	0	0	0	0
A&G-Office supplies & expense - Cell phone equipment and accessories 9210-05377	3,299	25,255	9,103	7,938	311	2,440	1,508	0	0	0	0	0	0	0
A&G-Office supplies & expense - Audio Conference 9210-05390	978	2,679	2,568	302	-	5,662	1,271	0	0	0	0	0	0	0
Telecom	91,404	114,019	106,977	37,025	77,835	146,867	69,494	0	0	0	0	0	0	0
A&G-Office supplies & expense - Safety, Newspaper 9210-04001	0	0	0	0	485	-	-	0	0	0	0	0	0	0
A&G-Office supplies & expense - Safety 9210-04018	-	133	0	0	0	0	0	0	0	0	0	0	0	0
A&G-Office supplies & expense - Promo Other, Misc 9210-04021	239	16,772	1,281	1,080	50	5,375	70	0	0	0	0	0	0	0
Sales-Demonstrating and sellin - Promo Other, Misc 9120-04021	0	400	0	0	0	0	0	0	0	0	0	0	0	0
A&G-Office supplies & expense - Community Rel&Trade Shows 9210-04040	2,714	2,982	600	82	(2,145)	123	550	0	0	0	0	0	0	0
Sales-Demonstrating and sellin - Advertising 9120-04044	0	0	0	0	0	1,299	-	0	0	0	0	0	0	0
A&G-Office supplies & expense - Advertising 9210-04044	1,883	10,585	714	-	4,064	511	-	0	0	0	0	0	0	0
Sales-Demonstrating and sellin - Customer Relations & Assist 9120-04046	-	-	0	652	-	-	-	0	0	0	0	0	0	0
Sales-Advertising expenses - Customer Relations & Assist 9130-04046	0	527	0	0	0	0	0	0	0	0	0	0	0	0
A&G-Office supplies & expense - Customer Relations & Assist 9210-04046	26,134	72,286	14,337	25,347	28,954	17,803	5,107	0	0	0	0	0	0	0
Marketing	30,970	103,686	16,932	27,161	31,408	25,111	8,727	0	0	0	0	0	0	0
Miscellaneous general expenses - Director's Fees 9302-04111	893	-	211,561	2,413	-	240,782	-	0	0	0	0	0	0	0
A&G-Office supplies & expense - Board Meeting Expenses 9210-04112	-	2,353	0	0	967	-	-	0	0	0	0	0	0	0
A&G-Maintenance of general pla - Board Meeting Expenses 9320-04112	0	0	0	0	0	0	145	0	0	0	0	0	0	0
Miscellaneous general expenses - Board Meeting Expenses 9302-04112	14,917	2,310	8,873	3,425	7,959	27,994	50,109	0	0	0	0	0	0	0
Miscellaneous general expenses - Directors Retirement Expenses 9302-04113	-	117,837	0	0	106,364	104,365	-	0	0	0	0	0	0	0
Miscellaneous general expenses - Newswire/Blast Fax/Mail List 9302-04120	3,075	-	232	2,793	-	481	2,019	0	0	0	0	0	0	0
Miscellaneous general expenses - Inv Relations/Bnkg Inst 9302-04121	-	4,830	270	-	-	-	-	0	0	0	0	0	0	0
A&G-Office supplies & expense - Annual Report Design, Printing & Dis 9210-04122	-	-	55,521	29	50,994	188,832	770	0	0	0	0	0	0	0

View
Type
Company
Cost Center
Dallas Atmos Rate Division - 002DIV

	Fiscal 2012 August	Fiscal 2012 September	Fiscal 2013 October	Fiscal 2013 November	Fiscal 2013 December	Fiscal 2013 January	Fiscal 2013 February	Fiscal 2013 March	Fiscal 2013 April	Fiscal 2013 May	Fiscal 2013 June	Fiscal 2013 July	Fiscal 2013 August	Fiscal 2013 September
Miscellaneous general expenses - Proxy Solicitation Exp 9302-04125	810	810	60,787	9,072	29,410	190,524	3,157	0	0	0	0	0	0	0
Miscellaneous general expenses - Transfer Agent Administration 9302-04126	12,378	4,189	(2,148)	5,282	13,075	6,619	12,706	0	0	0	0	0	0	0
Miscellaneous general expenses - Tr & Reg of Bonds/Debt Fee 9302-04127	42,976	37,780	69,060	39,109	94,240	157,000	24,820	0	0	0	0	0	0	0
Miscellaneous general expenses - NYSE Fees & Exps 9302-04129	207	157	207	315	-	89,546	157	0	0	0	0	0	0	0
Customer accounts-Customer rec - Bank Service Charge 9303-04130	0	0	0	0	0	0	563	0	0	0	0	0	0	0
Miscellaneous general expenses - Reimbursement of Fraud Payments 9302-04135	(150)	55	990	143	(22)	(89)	-	0	0	0	0	0	0	0
Miscellaneous general expenses - Analyst Activities 9302-04140	2,625	-	1,793	-	15,273	-	5,965	0	0	0	0	0	0	0
A&G-Office supplies & expense - Analyst Activities 9210-04140	-	0	0	12	-	-	-	0	0	0	0	0	0	0
Miscellaneous general expenses - Web Site 9302-04141	677	677	677	677	677	677	677	0	0	0	0	0	0	0
A&G-Office supplies & expense - Web Site 9210-04141	7,657	40,099	5,975	-	40	300	1,295	0	0	0	0	0	0	0
Sales-Demonstrating and sellin - Web Site 9120-04141	0	0	0	3,757	-	-	-	0	0	0	0	0	0	0
Miscellaneous general expenses - Printing/Slides/Graphics 9302-04145	6,915	-	965	1,618	41,113	-	7,984	0	0	0	0	0	0	0
A&G-Office supplies & expense - Public Relations 9210-04146	1,066	250	5	10	-	-	-	0	0	0	0	0	0	0
Directors & Shareholders & PR	94,638	211,347	434,759	68,665	350,080	1,006,121	114,357	0	0	0	0	0	0	0
A&G-Office supplies & expense - Membership Fees 9210-05415	5,033	10,040	36,287	4,378	7,240	45,399	7,672	0	0	0	0	0	0	0
Miscellaneous general expenses - Membership Fees 9302-05415	130	399	490	25	625	525	-	0	0	0	0	0	0	0
A&G-Maintenance of general pla - Membership Fees 9302-05415	0	0	0	205	-	-	-	0	0	0	0	0	0	0
A&G-Office supplies & expense - Club Dues - Deductible 9210-05417	240	150	0	0	0	2,000	-	0	0	0	0	0	0	0
A&G-Office supplies & expense - Association Dues 9210-07510	40	3,500	0	0	1,200	-	-	0	0	0	0	0	0	0
Miscellaneous general expenses - Association Dues 9302-07510	2,875	2,875	2,875	2,875	2,875	2,875	2,875	0	0	0	0	0	0	0
Dues & Donations	8,318	17,314	38,652	7,483	11,940	50,799	10,547	0	0	0	0	0	0	0
Distribution-Operation supervi - Postage/Delivery Services 8700-05111	-	-	0	0	0	11	-	0	0	0	0	0	0	0
A&G-Office supplies & expense - Postage/Delivery Services 9210-05111	17,545	15,885	14,796	15,024	17,883	18,448	17,960	0	0	0	0	0	0	0
Miscellaneous general expenses - Postage/Delivery Services 9302-05111	-	-	102	-	-	11	-	0	0	0	0	0	0	0
Print & Postages	17,545	15,947	14,898	15,024	17,883	18,471	17,960	0	0	0	0	0	0	0
A&G-Office supplies & expense - Meals and Entertainment 9210-05411	42,575	47,344	16,718	33,127	32,212	27,743	25,076	0	0	0	0	0	0	0
Miscellaneous general expenses - Meals and Entertainment 9302-05411	3,459	493	203	7,456	404	3,630	2,430	0	0	0	0	0	0	0
A&G-Rents - Meals and Entertainment 9310-05411	184	184	157	151	-	421	243	0	0	0	0	0	0	0
Distribution-Operation supervi - Meals and Entertainment 8700-05411	-	0	0	31	60	-	17	0	0	0	0	0	0	0
A&G-Office supplies & expense - Spousal & Dependent Travel 9210-05412	2,508	3,263	718	1,645	4,926	1,745	1,058	0	0	0	0	0	0	0
Miscellaneous general expenses - Spousal & Dependent Travel 9302-05412	671	-	0	0	4,724	6,414	1,158	0	0	0	0	0	0	0
A&G-Office supplies & expense - Transportation 9210-05413	34,278	71,876	15,488	33,158	40,525	24,084	36,893	0	0	0	0	0	0	0
Miscellaneous general expenses - Transportation 9302-05413	1,951	4,432	1,633	1,912	2,952	2,316	2,616	0	0	0	0	0	0	0
Mains and Services Expenses - Transportation 8740-05413	(272)	0	0	0	(180)	(18)	-	0	0	0	0	0	0	0
A&G-Office supplies & expense - Lodging 9210-05414	23,074	49,435	11,899	17,705	17,675	13,957	20,972	0	0	0	0	0	0	0
A&G-Outside services employed - Lodging 9230-05414	-	0	0	272	-	-	-	0	0	0	0	0	0	0
Miscellaneous general expenses - Lodging 9302-05414	1,631	340	1,060	1,541	557	888	984	0	0	0	0	0	0	0
A&G-Office supplies & expense - Misc Employee Expense 9210-05419	4,378	4,552	53,934	7,876	(444)	57,687	15,502	0	0	0	0	0	0	0
Miscellaneous general expenses - Misc Employee Expense 9302-05419	25	0	0	0	0	0	65	0	0	0	0	0	0	0
Distribution-Operation supervi - Misc Employee Expense 8700-05419	-	8,213	62,463	40,708	-	-	-	0	0	0	0	0	0	0
Travel & Entertainment	114,728	190,319	184,373	145,593	103,434	140,767	107,213	0	0	0	0	0	0	0
A&G-Office supplies & expense - Employee Development 9210-05420	4,270	48,055	2,847	15,223	2,690	9,527	51,698	0	0	0	0	0	0	0
Miscellaneous general expenses - Employee Development 9302-05420	(253)	-	949	585	-	-	-	0	0	0	0	0	0	0
A&G-Office supplies & expense - Training 9210-05421	17,846	25,398	5,084	10,335	18,064	32,695	27,996	0	0	0	0	0	0	0
Miscellaneous general expenses - Training 9302-05421	-	0	0	0	55	20	40	0	0	0	0	0	0	0
A&G-Office supplies & expense - Books & Manuals 9210-05424	6,966	81,540	20,508	12,182	9,572	23,489	13,989	0	0	0	0	0	0	0
Miscellaneous general expenses - Books & Manuals 9302-05424	-	323	0	1,000	1,510	1,214	42	0	0	0	0	0	0	0
Distribution-Operation supervi - Safety Training 8700-05426	0	3,125	258	7,463	-	-	-	0	0	0	0	0	0	0
A&G-Office supplies & expense - Safety Training 9210-05426	32	724	0	366	1,770	110	127	0	0	0	0	0	0	0
A&G-Outside services employed - Safety Training 9230-05426	2,772	11,456	758	-	-	10,006	4,333	0	0	0	0	0	0	0
A&G-Office supplies & expense - Technical (Job Skills) Training 9210-05427	12,604	14,934	0	6,745	3,285	(1,492)	1,553	0	0	0	0	0	0	0
A&G-Office supplies & expense - Computer Skills & Systems Training 9210-05428	-	497	0	0	0	0	70	0	0	0	0	0	0	0
A&G-Office supplies & expense - Work Environment Training 9210-05429	42	343	1,195	-	325	-	118	0	0	0	0	0	0	0
Training	44,000	186,496	31,599	53,909	37,241	75,580	99,875	0	0	0	0	0	0	0
Distribution-Operation supervi - Contract Labor 8700-06111	13	26	0	0	0	0	0	0	0	0	0	0	0	0
A&G-Administrative & general s - Contract Labor 9200-06111	9,789	104,516	0	0	16,116	38,454	6,165	0	0	0	0	0	0	0
A&G-Office supplies & expense - Gas Supplies Services 9210-06430	250	-	0	0	0	0	0	0	0	0	0	0	0	0
A&G-Office supplies & expense - Contract Labor 9210-06111	(67,831)	161,082	89,108	55,804	38,224	51,534	40,174	0	0	0	0	0	0	0
A&G-Outside services employed - Contract Labor 9230-06111	534,949	811,466	561,039	879,276	418,543	572,157	567,715	0	0	0	0	0	0	0
Miscellaneous general expenses - Contract Labor 9302-06111	25,322	13,534	13,740	14,156	34,009	16,320	11,264	0	0	0	0	0	0	0
A&G-Rents - Contract Labor 9310-06111	5,409	3,047	2,588	2,585	6,730	3,158	7,185	0	0	0	0	0	0	0
Miscellaneous general expenses - Legal 9302-06121	-	1,166	0	(10)	-	487	4,139	0	0	0	0	0	0	0
A&G-Office supplies & expense - Legal 9210-06121	(240,841)	(10,782)	1,221	-	62,577	-	-	0	0	0	0	0	0	0
A&G-Outside services employed - Legal 9230-06121	7,315	-	8,265	1,275	2,084	14,781	(13,337)	0	0	0	0	0	0	0
Outside Services	275,753	1,084,053	675,962	753,088	580,282	596,001	623,304	0	0	0	0	0	0	0
A&G-Administrative & general s - A&G Overhead Clearing 9200-04863	(3,385,297)	(3,426,064)	(4,624,131)	(3,969,732)	(4,112,738)	(4,519,262)	(3,684,279)	0	0	0	0	0	0	0
A&G-Office supplies & expense - Misc General Expense 9210-07590	(9,443)	14,880	2,085	(25,159)	50	392	731	0	0	0	0	0	0	0
Miscellaneous general expenses - Misc General Expense 9302-07590	0	0	0	0	0	83	(13)	0	0	0	0	0	0	0
A&G-Office supplies & expense - UCG Beginning Balance 3-31-98 9210-09195	0	0	0	0	22	-	-	0	0	0	0	0	0	0
A&G-Office supplies & expense - Reimbursements 9210-05911	0	(271,136)	0	(64,539)	(87,503)	(66,356)	(56,205)	0	0	0	0	0	0	0
Miscellaneous	(3,394,441)	(3,682,221)	(4,622,046)	(4,059,428)	(4,200,169)	(4,565,142)	(3,741,785)	0	0	0	0	0	0	0
Total O&M Expenses Before Allocations	4,091,950	15,243,092	5,817,891	6,116,553	6,442,948	4,712,972	5,691,871	0	0	0	0	0	0	0

View
Type
Company
Cost Center
Dallas Atmos Rate Division - 002DIV

	Budget 2013 March	Budget 2013 April	Budget 2013 May	Budget 2013 June	Budget 2013 July	Budget 2013 August	Budget 2013 September
A&G-Administrative & general s - PTO Accrual 9200-01010	0	0	0	0	0	0	0
Customer accounts-Meter readin - Non-project Labor 9020-01000	0	0	0	0	0	0	0
A&G-Administrative & general s - Non-project Labor 9200-01000	0	0	0	0	0	0	0
Distribution-Operation supervi - Non-project Labor 8700-01000	0	0	0	0	0	0	0
Mains and Services Expenses - Non-project Labor 8740-01000	0	0	0	0	0	0	0
A&G-Administrative & general s - Capital Labor 9200-01001	0	0	0	0	0	0	0
Mains expenses - Capital Labor Contra 8560-01002	0	0	0	0	0	0	0
Distribution-Operation supervi - Capital Labor Contra 8700-01002	0	0	0	0	0	0	0
A&G-Administrative & general s - Capital Labor Contra 9200-01002	0	0	0	0	0	0	0
A&G-Administrative & general s - O&M Project Labor and Contra 9200-01006	0	0	0	0	0	0	0
Distribution-Operation supervi - Expense Labor Accrual 8700-01008	0	0	0	0	0	0	0
Mains and Services Expenses - Expense Labor Accrual 8740-01008	0	0	0	0	0	0	0
Customer accounts-Meter readin - Expense Labor Accrual 9020-01008	0	0	0	0	0	0	0
A&G-Administrative & general s - Expense Labor Accrual 9200-01008	0	0	0	0	0	0	0
Mains expenses - Capital Labor Transfer In 8560-01011	0	0	0	0	0	0	0
A&G-Administrative & general s - Capital Labor Transfer In 9200-01011	0	0	0	0	0	0	0
Distribution-Operation supervi - Capital Labor Transfer In 8700-01011	0	0	0	0	0	0	0
A&G-Administrative & general s - Capital Labor Transfer Out 9200-01012	0	0	0	0	0	0	0
Distribution-Operation supervi - Expense Labor Transfer In 8700-01013	0	0	0	0	0	0	0
A&G-Administrative & general s - Expense Labor Transfer In 9200-01013	0	0	0	0	0	0	0
A&G-Administrative & general s - Expense Labor Transfer Out 9200-01014	0	0	0	0	0	0	0
Labor	2,967,380	3,114,428	3,285,745	2,857,767	3,285,745	3,143,096	3,000,426
A&G-Employee pensions and bene - RSU-Management Incentive Plan 9260-07463	0	0	0	0	0	0	0
A&G-Employee pensions and bene - Service Awards 9260-07421	0	0	0	0	0	0	0
Mains and Services Expenses - Uniforms 8740-07443	0	0	0	0	0	0	0
Miscellaneous general expenses - Education Assistance Program 9302-07447	0	0	0	0	0	0	0
A&G-Employee pensions and bene - Education Assistance Program 9260-07447	0	0	0	0	0	0	0
A&G-Office supplies & expense - Non-Qual Retirement Exp 9210-07449	0	0	0	0	0	0	0
A&G-Employee pensions and bene - Variable Pay & Mgmt Incentive Plans 9260-07452	0	0	0	0	0	0	0
A&G-Employee pensions and bene - Exec Compensation-Other 9260-07453	0	0	0	0	0	0	0
A&G-Employee pensions and bene - Restricted Stock - Long Term Incenti 9260-07458	0	0	0	0	0	0	0
A&G-Employee pensions and bene - RSU-Long Term Incentive Plan - Time 9260-07460	0	0	0	0	0	0	0
A&G-Employee pensions and bene - Rabbi Trust Gain/Loss 9260-07488	0	0	0	0	0	0	0
A&G-Employee pensions and bene - COLI CSV & Premiums 9260-07487	0	0	0	0	0	0	0
A&G-Employee pensions and bene - COLI Loan Interest 9260-07488	0	0	0	0	0	0	0
A&G-Employee pensions and bene - NQ Retirement Cost 9260-07489	0	0	0	0	0	0	0
A&G-Office supplies & expense - Employee Broadcast and Publication 9210-07495	0	0	0	0	0	0	0
A&G-Office supplies & expense - Misc Employee Welfare Exp 9210-07499	0	0	0	0	0	0	0
A&G-Employee pensions and bene - Misc Employee Welfare Exp 9260-07499	0	0	0	0	0	0	0
A&G-Rems - Misc Employee Welfare Exp 9310-07499	0	0	0	0	0	0	0
Storage-Purification expenses - Misc Employee Welfare Exp 8210-07499	0	0	0	0	0	0	0
Distribution-Operation supervi - Misc Employee Welfare Exp 8700-07499	0	0	0	0	0	0	0
Employee Welfare	1,512,279	1,497,589	2,402,583	1,631,269	1,653,005	1,650,870	1,696,947
A&G-Employee pensions and bene - Pension Benefits Load 9260-01202	0	0	0	0	0	0	0
A&G-Employee pensions and bene - FAS106 Benefits Load 9260-01203	0	0	0	0	0	0	0
A&G-Employee pensions and bene - Pension Benefits Variance 9260-01206	0	0	0	0	0	0	0
A&G-Employee pensions and bene - FAS106 Benefits Variance 9260-01207	0	0	0	0	0	0	0
A&G-Injuries & damages - Workers Comp Variance 9250-01208	0	0	0	0	0	0	0
A&G-Injuries & damages - Workers Comp Insurance 9250-01221	0	0	0	0	0	0	0
A&G-Employee pensions and bene - Medical Benefits Load 9260-01251	0	0	0	0	0	0	0
A&G-Employee pensions and bene - Medical Benefits Variance 9260-01252	0	0	0	0	0	0	0
A&G-Employee pensions and bene - Medical Benefits Load Projects 9260-01253	0	0	0	0	0	0	0
A&G-Employee pensions and bene - Empr ESOP Benefits Load 9260-01257	0	0	0	0	0	0	0
A&G-Employee pensions and bene - Empr ESOP Benefits Variance 9260-01258	0	0	0	0	0	0	0
A&G-Employee pensions and bene - Empr ESOP Benefits Load Projects 9260-01259	0	0	0	0	0	0	0
A&G-Employee pensions and bene - Emp HSA Benefits Load 9260-01260	0	0	0	0	0	0	0
A&G-Employee pensions and bene - Emp HSA Benefits Variance 9260-01261	0	0	0	0	0	0	0
A&G-Employee pensions and bene - Empr HSA Benefits Load Projects 9260-01262	0	0	0	0	0	0	0
A&G-Employee pensions and bene - RSP FACC Benefits Load 9260-01263	0	0	0	0	0	0	0
A&G-Employee pensions and bene - RSP FACC Benefits Variance 9260-01264	0	0	0	0	0	0	0
A&G-Employee pensions and bene - RSP FACC Benefits Load Projects 9260-01265	0	0	0	0	0	0	0
A&G-Employee pensions and bene - Basic Life Benefits Load 9260-01266	0	0	0	0	0	0	0
A&G-Employee pensions and bene - Basic Life Benefits Variance 9260-01267	0	0	0	0	0	0	0
A&G-Employee pensions and bene - Basic Life Benefits Load Projects 9260-01268	0	0	0	0	0	0	0
A&G-Employee pensions and bene - LTD Benefits Load 9260-01269	0	0	0	0	0	0	0
A&G-Employee pensions and bene - LTD Benefits Variance 9260-01270	0	0	0	0	0	0	0
A&G-Employee pensions and bene - LTD Benefits Load Projects 9260-01271	0	0	0	0	0	0	0
A&G-Employee pensions and bene - Pension Benefits Load Projects 9260-01291	0	0	0	0	0	0	0
A&G-Employee pensions and bene - FAS106 Benefits Load Projects 9260-01292	0	0	0	0	0	0	0
A&G-Injuries & damages - Workers Comp Benefits Load Projects 9250-01293	0	0	0	0	0	0	0
Benefits	1,180,819	1,236,798	1,306,347	1,137,801	1,305,347	1,250,097	1,193,849
A&G-Property insurance - Blueflame Property Insurance 9240-04069	0	0	0	0	0	0	0
A&G-Injuries & damages - Insurance-Other 9250-04070	0	0	0	0	0	0	0
A&G-Property insurance - Insurance-Other 9240-04070	0	0	0	0	0	0	0
A&G-Injuries & damages - Insurance Reserve 9250-07115	0	0	0	0	0	0	0
A&G-Injuries & damages - Insurance - D&O 9250-07119	0	0	0	0	0	0	0

View
Type
Company
Cust Center
Dallas Atmos Rate Division - 002DJV

	Budget 2013 March	Budget 2013 April	Budget 2013 May	Budget 2013 June	Budget 2013 July	Budget 2013 August	Budget 2013 September
A&G-Injuries & damages - Insurance - Public Liability 9250-07121	0	0	0	0	0	0	0
Insurance	1,284,235	1,284,236	1,284,311	1,284,311	1,302,157	1,302,157	1,302,157
Distribution-Rents - Building Lease/Rents 8010-04581	0	0	0	0	0	0	0
A&G-Office supplies & expense - Building Lease/Rents 9210-04581	0	0	0	0	0	0	0
A&G-Rents - Building Lease/Rents 9310-04581	0	0	0	0	0	0	0
A&G-Office supplies & expense - Building Maintenance 9210-04582	0	0	0	0	0	0	0
A&G-Rents - Building Maintenance 9310-04582	0	0	0	0	0	0	0
A&G-Office supplies & expense - Utilities 9210-04590	0	0	0	0	0	0	0
A&G-Rents - Utilities 9310-04590	0	0	0	0	0	0	0
Rent, Maint., & Utilities	463,609	463,609	463,859	464,109	464,109	464,109	463,863
Mains and Services Expenses - Vehicle Lease Payments 8740-03002	0	0	0	0	0	0	0
Mains and Services Expenses - Vehicle Expense 8740-03004	0	0	0	0	0	0	0
A&G-Office supplies & expense - Vehicle Expense 9210-03004	0	0	0	0	0	0	0
A&G-Rents - Vehicle Expense 9310-03004	0	0	0	0	0	0	0
A&G-Office supplies & expense - Equipment Lease 9210-04301	0	0	0	0	0	0	0
Mains and Services Expenses - Equipment Lease 8740-04301	0	0	0	0	0	0	0
A&G-Office supplies & expense - Heavy Equipment 9210-04302	0	0	0	0	0	0	0
Mains and Services Expenses - Heavy Equipment 8740-04302	0	0	0	0	0	0	0
Vehicles & Equip	5,358	5,358	5,358	7,108	5,358	5,358	5,368
A&G-Office supplies & expense - Inventory Materials 9210-02001	0	0	0	0	0	0	0
Distribution-Operation supervi - Inventory Materials 8700-02001	0	0	0	0	0	0	0
A&G-Office supplies & expense - Non-Inventory Supplies 9210-02005	0	0	0	0	0	0	0
A&G-Rents - Non-Inventory Supplies 9310-02005	0	0	0	0	0	0	0
Distribution-Operation supervi - Non-Inventory Supplies 8700-02005	0	0	0	0	0	0	0
A&G-Office supplies & expense - Purchasing Card Charges 9210-02006	0	0	0	0	0	0	0
A&G-Office supplies & expense - Parts 9210-04303	0	0	0	0	0	0	0
Sales-Demonstrating and sellin - Office Supplies 9120-05010	0	0	0	0	0	0	0
A&G-Office supplies & expense - Office Supplies 9210-05010	0	0	0	0	0	0	0
Miscellaneous general expenses - Office Supplies 9302-05010	0	0	0	0	0	0	0
A&G-Rents - Office Supplies 9310-05010	0	0	0	0	0	0	0
A&G-Maintenance of general pla - Office Supplies 9320-05010	0	0	0	0	0	0	0
Materials & Supplies	63,772	65,947	64,947	63,647	63,947	64,747	64,641
A&G-Maintenance of general pla - Offsite Storage 9320-04065	0	0	0	0	0	0	0
A&G-Office supplies & expense - Offsite Storage 9210-04065	0	0	0	0	0	0	0
A&G-Maintenance of general pla - Software Maintenance 9320-04201	0	0	0	0	0	0	0
A&G-Rents - Software Maintenance 9310-04201	0	0	0	0	0	0	0
Storage-Operation supervision - Software Maintenance 8140-04201	0	0	0	0	0	0	0
Miscellaneous general expenses - Software Maintenance 9302-04201	0	0	0	0	0	0	0
A&G-Office supplies & expense - Software Maintenance 9210-04201	0	0	0	0	0	0	0
A&G-Office supplies & expense - IT Equipment 9210-04212	0	0	0	0	0	0	0
A&G-Maintenance of general pla - IT Equipment 9320-04212	0	0	0	0	0	0	0
Information Technologies	1,149,828	1,223,482	1,170,586	1,173,612	1,146,477	1,137,808	1,135,022
A&G-Office supplies & expense - Monthly Lines and service 9210-05310	0	0	0	0	0	0	0
A&G-Office supplies & expense - Long Distance 9210-05312	0	0	0	0	0	0	0
A&G-Office supplies & expense - Toll Free Long Distance 9210-05314	0	0	0	0	0	0	0
A&G-Office supplies & expense - Telecom Maintenance & Repair 9210-05316	0	0	0	0	0	0	0
A&G-Office supplies & expense - WAN/LAN/Internet Service 9210-05331	0	0	0	0	0	0	0
Distribution-Operation supervi - WAN/LAN/Internet Service 8700-05331	0	0	0	0	0	0	0
Distribution-Operation supervi - Cellular, radio, pager charges 8700-05364	0	0	0	0	0	0	0
A&G-Office supplies & expense - Cellular, radio, pager charges 9210-05364	0	0	0	0	0	0	0
A&G-Office supplies & expense - Cell service for MDTs, PCs, SCADA 9210-05376	0	0	0	0	0	0	0
A&G-Office supplies & expense - Cell phone equipment and accessories 9210-05377	0	0	0	0	0	0	0
A&G-Office supplies & expense - Audio Conference 9210-05390	0	0	0	0	0	0	0
Telecom	184,060	185,350	184,835	184,593	184,893	184,443	184,899
A&G-Office supplies & expense - Safety, Newspaper 9210-04001	0	0	0	0	0	0	0
A&G-Office supplies & expense - Safety 9210-04018	0	0	0	0	0	0	0
A&G-Office supplies & expense - Promo Other, Misc 9210-04021	0	0	0	0	0	0	0
Sales-Demonstrating and sellin - Promo Other, Misc 9120-04021	0	0	0	0	0	0	0
A&G-Office supplies & expense - Community Rel&Trade Shows 9210-04040	0	0	0	0	0	0	0
Sales-Demonstrating and sellin - Advertising 9120-04044	0	0	0	0	0	0	0
A&G-Office supplies & expense - Advertising 9210-04044	0	0	0	0	0	0	0
Sales-Demonstrating and sellin - Customer Relations & Assist 9120-04046	0	0	0	0	0	0	0
Sales-Advertising expenses - Customer Relations & Assist 9130-04046	0	0	0	0	0	0	0
A&G-Office supplies & expense - Customer Relations & Assist 9210-04046	0	0	0	0	0	0	0
Marketing	43,157	42,707	40,457	40,457	42,707	40,457	59,153
Miscellaneous general expenses - Director's Fees 9302-04111	0	0	0	0	0	0	0
A&G-Office supplies & expense - Board Meeting Expenses 9210-04112	0	0	0	0	0	0	0
A&G-Maintenance of general pla - Board Meeting Expenses 9320-04112	0	0	0	0	0	0	0
Miscellaneous general expenses - Board Meeting Expenses 9302-04112	0	0	0	0	0	0	0
Miscellaneous general expenses - Directors Retirement Expenses 9302-04113	0	0	0	0	0	0	0
Miscellaneous general expenses - Newswire/Blast Fax/Mail List 9302-04120	0	0	0	0	0	0	0
Miscellaneous general expenses - Inv Relations/Bnkg Inst 9302-04121	0	0	0	0	0	0	0
A&G-Office supplies & expense - Annual Report Design, Printing & Dis 9210-04122	0	0	0	0	0	0	0

View
Type
Company
Cost Center
Dallas Atmos Rate Division - 002DIV

	Budget 2013 March	Budget 2013 April	Budget 2013 May	Budget 2013 June	Budget 2013 July	Budget 2013 August	Budget 2013 September
Miscellaneous general expenses - Proxy Solicitation Exp 9302-04125	0	0	0	0	0	0	0
Miscellaneous general expenses - Transfer Agent Administration 9302-04126	0	0	0	0	0	0	0
Miscellaneous general expenses - Tr & Reg of Bonds/Debt Fee 9302-04127	0	0	0	0	0	0	0
Miscellaneous general expenses - NYSE Fees & Exps 9302-04129	0	0	0	0	0	0	0
Customer accounts-Customer rec - Bank Service Charge 9030-04130	0	0	0	0	0	0	0
Miscellaneous general expenses - Reimbursement of Fraud Payments 9302-04135	0	0	0	0	0	0	0
Miscellaneous general expenses - Analyst Activities 9302-04140	0	0	0	0	0	0	0
A&G-Office supplies & expense - Analyst Activities 9210-04140	0	0	0	0	0	0	0
Miscellaneous general expenses - Web Site 9302-04141	0	0	0	0	0	0	0
A&G-Office supplies & expense - Web Site 9210-04141	0	0	0	0	0	0	0
Sales-Demonstrating and sellin - Web Site 9120-04141	0	0	0	0	0	0	0
Miscellaneous general expenses - Printing/Slides/Graphics 9302-04145	0	0	0	0	0	0	0
A&G-Office supplies & expense - Public Relations 9210-04145	0	0	0	0	0	0	0
Directors & Shareholders & PR	1,310,398	235,715	176,897	254,783	179,715	169,257	272,386
A&G-Office supplies & expense - Membership Fees 9210-05415	0	0	0	0	0	0	0
Miscellaneous general expenses - Membership Fees 9302-05415	0	0	0	0	0	0	0
A&G-Maintenance of general pla - Membership Fees 9320-05415	0	0	0	0	0	0	0
A&G-Office supplies & expense - Club Dues - Deductible 9210-05417	0	0	0	0	0	0	0
A&G-Office supplies & expense - Association Dues 9210-07510	0	0	0	0	0	0	0
Miscellaneous general expenses - Association Dues 9302-07510	0	0	0	0	0	0	0
Dues & Donations	26,180	34,817	23,448	58,448	40,835	27,992	26,303
Distribution-Operation supervi - Postage/Delivery Services 8700-05111	0	0	0	0	0	0	0
A&G-Office supplies & expense - Postage/Delivery Services 9210-05111	0	0	0	0	0	0	0
Miscellaneous general expenses - Postage/Delivery Services 9302-05111	0	0	0	0	0	0	0
Print & Postages	20,237	20,387	20,262	20,337	20,312	20,357	20,275
A&G-Office supplies & expense - Meals and Entertainment 9210-05411	0	0	0	0	0	0	0
Miscellaneous general expenses - Meals and Entertainment 9302-05411	0	0	0	0	0	0	0
A&G-Rents - Meals and Entertainment 9310-05411	0	0	0	0	0	0	0
Distribution-Operation supervi - Meals and Entertainment 8700-05411	0	0	0	0	0	0	0
A&G-Office supplies & expense - Spousal & Dependent Travel 9210-05412	0	0	0	0	0	0	0
Miscellaneous general expenses - Spousal & Dependent Travel 9302-05412	0	0	0	0	0	0	0
A&G-Office supplies & expense - Transportation 9210-05413	0	0	0	0	0	0	0
Miscellaneous general expenses - Transportation 9302-05413	0	0	0	0	0	0	0
Mains and Services Expenses - Transportation 8740-05413	0	0	0	0	0	0	0
A&G-Office supplies & expense - Lodging 9210-05414	0	0	0	0	0	0	0
A&G-Outside services employed - Lodging 9230-05414	0	0	0	0	0	0	0
Miscellaneous general expenses - Lodging 9302-05414	0	0	0	0	0	0	0
A&G-Office supplies & expense - Misc Employee Expense 9210-05419	0	0	0	0	0	0	0
Miscellaneous general expenses - Misc Employee Expense 9302-05419	0	0	0	0	0	0	0
Distribution-Operation supervi - Misc Employee Expense 8700-05419	0	0	0	0	0	0	0
Travel & Entertainment	245,545	206,916	216,063	214,582	224,383	211,887	211,980
A&G-Office supplies & expense - Employee Development 9210-05420	0	0	0	0	0	0	0
Miscellaneous general expenses - Employee Development 9302-05420	0	0	0	0	0	0	0
A&G-Office supplies & expense - Training 9210-05421	0	0	0	0	0	0	0
Miscellaneous general expenses - Training 9302-05421	0	0	0	0	0	0	0
A&G-Office supplies & expense - Books & Manuals 9210-05424	0	0	0	0	0	0	0
Miscellaneous general expenses - Books & Manuals 9302-05424	0	0	0	0	0	0	0
Distribution-Operation supervi - Safety Training 8700-05425	0	0	0	0	0	0	0
A&G-Office supplies & expense - Safety Training 9210-05425	0	0	0	0	0	0	0
A&G-Outside services employed - Safety Training 9230-05425	0	0	0	0	0	0	0
A&G-Office supplies & expense - Technical (Job Skills) Training 9210-05427	0	0	0	0	0	0	0
A&G-Office supplies & expense - Computer Skills & Systems Training 9210-05428	0	0	0	0	0	0	0
A&G-Office supplies & expense - Work Environment Training 9210-05429	0	0	0	0	0	0	0
Training	106,038	94,355	91,812	170,643	97,646	94,327	90,568
Distribution-Operation supervi - Contract Labor 8700-06111	0	0	0	0	0	0	0
A&G-Administrative & general s - Contract Labor 9200-06111	0	0	0	0	0	0	0
A&G-Office supplies & expense - Gas Supplies Services 9210-05430	0	0	0	0	0	0	0
A&G-Office supplies & expense - Contract Labor 9210-06111	0	0	0	0	0	0	0
A&G-Outside services employed - Contract Labor 9230-06111	0	0	0	0	0	0	0
Miscellaneous general expenses - Contract Labor 9302-06111	0	0	0	0	0	0	0
A&G-Rents - Contract Labor 9310-06111	0	0	0	0	0	0	0
Miscellaneous general expenses - Legal 9302-06121	0	0	0	0	0	0	0
A&G-Office supplies & expense - Legal 9210-06121	0	0	0	0	0	0	0
A&G-Outside services employed - Legal 9230-06121	0	0	0	0	0	0	0
Outside Services	733,089	724,563	652,773	724,338	690,073	645,773	654,342
A&G-Administrative & general s - A&G Overhead Clearing 9200-04863	0	0	0	0	0	0	0
A&G-Office supplies & expense - Misc General Expense 9210-07590	0	0	0	0	0	0	0
Miscellaneous general expenses - Misc General Expense 9302-07590	0	0	0	0	0	0	0
A&G-Office supplies & expense - UCG Beginning Balance 3-31-98 9210-09195	0	0	0	0	0	0	0
A&G-Office supplies & expense - Reimbursements 9210-09911	0	0	0	0	0	0	0
Miscellaneous	(4,445,484)	(4,445,484)	(4,445,359)	(4,445,409)	(4,445,484)	(4,445,484)	(4,445,309)
Total O&M Expenses Before Allocations	6,852,500	5,993,774	6,944,944	5,842,197	6,262,225	5,967,341	5,936,879

View
Type
Company
Cost Center
Call Center Division - 012DIV

	Fiscal 2012 August	Fiscal 2012 September	Fiscal 2013 October	Fiscal 2013 November	Fiscal 2013 December	Fiscal 2013 January	Fiscal 2013 February	Fiscal 2013 March	Fiscal 2013 April	Fiscal 2013 May	Fiscal 2013 June	Fiscal 2013 July	Fiscal 2013 August	Fiscal 2013 September
A&G-Administrative & general s - PTO Accrual 9200-01010	-	1,305	0	0	241,092	-	-	0	0	0	0	0	0	0
Customer accounts-Operation su - Non-project Labor 9010-01000	143,244	142,409	149,399	222,292	152,093	156,237	151,755	0	0	0	0	0	0	0
Customer accounts-Customer rec - Non-project Labor 9030-01000	849,979	850,898	875,615	1,299,627	896,892	954,765	973,289	0	0	0	0	0	0	0
A&G-Administrative & general s - Non-project Labor 9200-01000	571,261	590,854	611,336	953,889	674,027	730,790	709,477	0	0	0	0	0	0	0
Distribution-Operation supervi - Non-project Labor 8700-01000	0	0	0	0	0	803	-	0	0	0	0	0	0	0
A&G-Administrative & general s - Capital Labor 9200-01001	356,978	338,791	400,828	456,794	307,978	166,333	220,984	0	0	0	0	0	0	0
Distribution-Operation supervi - Capital Labor Contra 8700-01002	(70,734)	(72,272)	(175,524)	(344,916)	(126,061)	(38,183)	(26,448)	0	0	0	0	0	0	0
A&G-Administrative & general s - Capital Labor Contra 9200-01002	(561,964)	(481,397)	(612,132)	(685,885)	(480,244)	(293,508)	(422,754)	0	0	0	0	0	0	0
A&G-Administrative & general s - O&M Project Labor and Contra 9200-01005	5,487	11,890	11,886	17,524	11,396	11,552	11,577	0	0	0	0	0	0	0
Distribution-Operation supervi - Expense Labor Accrual 8700-01008	0	0	0	0	0	361	-	0	0	0	0	0	0	0
Customer accounts-Operation su - Expense Labor Accrual 9010-01008	19,854	(418)	25,905	(60,060)	8,579	24,679	(2,017)	0	0	0	0	0	0	0
Customer accounts-Customer rec - Expense Labor Accrual 9030-01008	125,512	3,917	140,243	(352,545)	52,463	160,577	8,335	0	0	0	0	0	0	0
A&G-Administrative & general s - Expense Labor Accrual 9200-01008	59,659	15,800	90,946	(232,616)	43,530	123,100	(9,602)	0	0	0	0	0	0	0
A&G-Administrative & general s - Capital Labor Transfer In 9200-01011	476,009	408,514	526,649	573,496	385,667	213,598	349,138	0	0	0	0	0	0	0
Distribution-Operation supervi - Capital Labor Transfer In 8700-01011	70,734	72,272	175,524	344,916	126,061	38,183	26,448	0	0	0	0	0	0	0
A&G-Administrative & general s - Capital Labor Transfer Out 9200-01012	(271,022)	(255,808)	(315,345)	(334,405)	(233,409)	(68,413)	(147,368)	0	0	0	0	0	0	0
A&G-Administrative & general s - Expense Labor Transfer Out 9200-01014	(5,487)	(11,890)	(11,886)	(17,524)	(11,396)	(11,552)	(11,577)	0	0	0	0	0	0	0
Labor	1,769,509	1,604,795	1,893,444	1,830,598	2,068,676	2,151,312	1,831,237	0	0	0	0	0	0	0
A&G-Employee pensions and bene - RSU-Management Incentive Plan 9260-07463	3,095	2,966	3,095	19,808	2,970	2,977	2,689	0	0	0	0	0	0	0
A&G-Employee pensions and bene - Service Awards 9260-07421	3,987	2,113	1,724	1,279	513	644	-	0	0	0	0	0	0	0
A&G-Employee pensions and bene - Variable Pay & Mgmt Incentive Plans 9260-07452	-	-	0	6,473	-	-	-	0	0	0	0	0	0	0
A&G-Employee pensions and bene - Restricted Stock - Long Term Incent 9260-07458	10,834	25,568	1,596	8,942	9,227	9,240	8,346	0	0	0	0	0	0	0
A&G-Employee pensions and bene - RSU-Long Term Incentive Plan - Time 9260-07450	9,048	8,505	8,787	8,504	8,773	8,787	7,937	0	0	0	0	0	0	0
A&G-Office supplies & expense - Misc Employee Welfare Exp 9210-07499	9,947	9,888	7,520	8,565	8,523	5,703	8,259	0	0	0	0	0	0	0
A&G-Rents - Misc Employee Welfare Exp 9310-07499	973	(574)	131	146	99	200	114	0	0	0	0	0	0	0
Distribution-Other expenses - Misc Employee Welfare Exp 8800-07499	0	0	171	56	-	-	-	0	0	0	0	0	0	0
Employee Welfare	37,885	48,494	23,025	53,773	30,405	30,551	27,345	0	0	0	0	0	0	0
A&G-Employee pensions and bene - Pension Benefits Load 9260-01202	130,539	119,652	197,564	190,372	190,700	224,675	191,064	0	0	0	0	0	0	0
A&G-Employee pensions and bene - FAS106 Benefits Load 9260-01203	87,022	88,930	131,709	126,915	127,133	148,733	127,376	0	0	0	0	0	0	0
A&G-Employee pensions and bene - Medical Benefits Load 9260-01251	0	0	323,628	311,847	312,384	368,039	312,982	0	0	0	0	0	0	0
A&G-Employee pensions and bene - Empr ESOP Benefits Load 9260-01257	0	0	58,328	56,205	56,302	55,333	56,409	0	0	0	0	0	0	0
A&G-Employee pensions and bene - Emp HSA Benefits Load 9260-01260	0	0	376	363	363	428	364	0	0	0	0	0	0	0
A&G-Employee pensions and bene - RSP FACC Benefits Load 9260-01263	0	0	5,645	5,439	5,449	6,419	5,459	0	0	0	0	0	0	0
A&G-Employee pensions and bene - Basic Life Benefits Load 9260-01266	0	0	9,408	9,055	9,081	10,699	9,098	0	0	0	0	0	0	0
A&G-Employee pensions and bene - LTD Benefits Load 9260-01269	0	0	15,052	14,505	14,529	17,118	14,557	0	0	0	0	0	0	0
Benefits	617,415	572,536	741,710	714,710	715,941	843,493	717,310	0	0	0	0	0	0	0
A&G-Property insurance - Blueflame Property Insurance 9240-04069	16,314	16,314	16,314	16,314	16,314	16,772	16,772	0	0	0	0	0	0	0
Insurance	16,314	16,314	16,314	16,314	16,314	16,772	16,772	0	0	0	0	0	0	0
A&G-Rents - Building Lease/Rents 9310-04581	90,362	90,500	91,617	91,508	91,508	153,672	107,024	0	0	0	0	0	0	0
A&G-Office supplies & expense - Building Maintenance 9210-04582	36,582	47,562	50,778	40,888	43,377	46,916	39,058	0	0	0	0	0	0	0
A&G-Rents - Building Maintenance 9310-04582	993	1,818	529	1,428	607	1,094	1,052	0	0	0	0	0	0	0
Customer accounts-Customer rec - Utilities 9030-04590	11,471	10,967	11,299	9,171	8,110	7,933	15,662	0	0	0	0	0	0	0
A&G-Office supplies & expense - Utilities 9210-04590	20,038	9,428	13,711	10,105	10,635	9,190	8,772	0	0	0	0	0	0	0
A&G-Rents - Utilities 9310-04590	781	777	776	627	826	219	1,333	0	0	0	0	0	0	0
Rent, Maint., & Utilities	160,429	161,091	168,710	153,709	155,063	218,924	172,901	0	0	0	0	0	0	0
Mains and Services Expenses - Vehicle Lease Payments 8740-03002	671	671	671	671	671	671	671	0	0	0	0	0	0	0
Mains and Services Expenses - Vehicle Expense 8740-03004	390	114	176	190	436	35	4,139	0	0	0	0	0	0	0
A&G-Office supplies & expense - Vehicle Expense 9210-03004	-	29	31	16	20	-	-	0	0	0	0	0	0	0
Vehicles & Equip	1,061	814	878	877	1,126	706	4,810	0	0	0	0	0	0	0
A&G-Office supplies & expense - Non-Inventory Supplies 9210-02005	-	-	0	0	51	-	223	0	0	0	0	0	0	0
A&G-Rents - Non-Inventory Supplies 9310-02005	-	-	0	0	0	0	27	0	0	0	0	0	0	0
A&G-Office supplies & expense - Purchasing Card Charges 9210-02006	0	0	86	-	-	-	-	0	0	0	0	0	0	0
Customer accounts-Customer rec - Office Supplies 9030-05010	-	-	0	0	0	0	87	0	0	0	0	0	0	0
A&G-Office supplies & expense - Office Supplies 9210-05010	8,574	29,631	6,255	9,770	5,856	8,859	11,265	0	0	0	0	0	0	0
Materials & Supplies	8,574	29,631	6,342	9,770	5,908	8,859	11,602	0	0	0	0	0	0	0
A&G-Administrative & general s - Software Maintenance 8200-04201	-	-	0	0	0	0	119,010	0	0	0	0	0	0	0
Distribution-Operation supervi - Software Maintenance 8700-04201	572	572	572	572	572	572	572	0	0	0	0	0	0	0
A&G-Maintenance of general pla - Software Maintenance 9320-04201	264,315	264,279	79,771	40,420	46,918	40,952	17,546	0	0	0	0	0	0	0
A&G-Office supplies & expense - Software Maintenance 9210-04201	70,945	122,245	77,770	101,133	601,310	251,726	254,607	0	0	0	0	0	0	0
A&G-Office supplies & expense - IT Equipment 9210-04212	4,462	17,944	0	39	3,977	2,477	428	0	0	0	0	0	0	0
A&G-Maintenance of general pla - IT Equipment 9320-04212	1,957	1,948	1,948	1,948	1,948	2,039	1,955	0	0	0	0	0	0	0
Information Technologies	342,250	408,988	180,980	144,111	654,725	297,766	404,117	0	0	0	0	0	0	0
A&G-Office supplies & expense - Monthly Lines and service 9210-05310	26,509	24,659	14,836	18,030	21,037	21,501	19,798	0	0	0	0	0	0	0
A&G-Office supplies & expense - Long Distance 9210-05312	1,666	1,888	1,709	2,155	1,649	2,173	1,756	0	0	0	0	0	0	0
A&G-Office supplies & expense - Toll Free Long Distance 9210-05314	6,329	7,829	6,099	6,740	7,191	6,971	8,207	0	0	0	0	0	0	0
A&G-Office supplies & expense - Telecom Maintenance & Repair 9210-05316	15,209	15,337	15,337	15,167	2,206	75,931	26,751	0	0	0	0	0	0	0
A&G-Office supplies & expense - WAN/LAN/Internet Service 9210-05318	32,360	30,685	39,525	32,971	32,862	32,632	32,045	0	0	0	0	0	0	0
A&G-Office supplies & expense - Cellular, radio, pager charges 9210-05364	10,907	10,680	11,130	11,227	-	22,411	272	0	0	0	0	0	0	0
A&G-Office supplies & expense - Cell service for MDT's, PC's, SCADA 9210-05376	278	278	278	278	-	641	-	0	0	0	0	0	0	0
A&G-Office supplies & expense - Cell phone equipment and accessories 9210-05377	951	805	1,900	1,786	75	2,899	714	0	0	0	0	0	0	0

View
Type
Company
Cost Center
Call Center Division - 012DIV

	Fiscal 2012 August	Fiscal 2012 September	Fiscal 2013 October	Fiscal 2013 November	Fiscal 2013 December	Fiscal 2013 January	Fiscal 2013 February	Fiscal 2013 March	Fiscal 2013 April	Fiscal 2013 May	Fiscal 2013 June	Fiscal 2013 July	Fiscal 2013 August	Fiscal 2013 September
Telecom	94,210	91,862	90,816	88,353	65,010	165,056	89,552	0	0	0	0	0	0	0
Customer accounts-Customer rec - Bank Service Charge 9030-04130	6,606	-	57,281	7,104	-	61,218	-	0	0	0	0	0	0	0
A&G-Office supplies & expense - Bank Service Charge 9210-04130	541	541	531	541	541	569	541	0	0	0	0	0	0	0
A&G-Office supplies & expense - Public Relations 9210-04146	0	0	6,000	-	-	-	-	0	0	0	0	0	0	0
Directors & Shareholders & PR	7,146	541	63,782	7,645	541	61,788	541	0	0	0	0	0	0	0
A&G-Office supplies & expense - Membership Fees 9210-05415	937	495	50	50	430	215	140	0	0	0	0	0	0	0
A&G-Office supplies & expense - Club Dues - Deductible 9210-05417	-	0	0	0	0	200	-	0	0	0	0	0	0	0
Dues & Donations	937	495	50	50	430	415	140	0	0	0	0	0	0	0
Distribution-Operation supervi - Postage/Delivery Services 8700-05111	-	0	0	0	0	11	-	0	0	0	0	0	0	0
A&G-Office supplies & expense - Postage/Delivery Services 9210-05111	1,917	3,602	1,505	1,778	1,107	2,908	1,875	0	0	0	0	0	0	0
Print & Postages	1,917	3,602	1,505	1,778	1,107	2,920	1,875	0	0	0	0	0	0	0
Customer accounts-Operation su - Meals and Entertainment 9010-05411	-	0	0	0	120	-	-	0	0	0	0	0	0	0
Customer accounts-Customer rec - Meals and Entertainment 9030-05411	14	82	0	0	14	55	7	0	0	0	0	0	0	0
Customer service-Supervision - Meals and Entertainment 9070-05411	-	0	0	0	0	320	-	0	0	0	0	0	0	0
A&G-Office supplies & expense - Meals and Entertainment 9210-05411	13,502	15,987	12,316	8,131	9,260	18,236	35,432	0	0	0	0	0	0	0
A&G-Outside services employed - Meals and Entertainment 9230-05411	-	152	0	402	191	370	280	0	0	0	0	0	0	0
A&G-Rents - Meals and Entertainment 9310-05411	36	38	31	30	-	83	48	0	0	0	0	0	0	0
A&G-Office supplies & expense - Spousal & Dependent Travel 9210-05412	2,593	321	0	9	-	-	-	0	0	0	0	0	0	0
A&G-Office supplies & expense - Transportation 9210-05413	18,565	30,826	12,355	14,460	17,518	24,735	30,310	0	0	0	0	0	0	0
A&G-Outside services employed - Transportation 9230-05413	-	909	0	3,231	1,272	3,115	1,718	0	0	0	0	0	0	0
Customer accounts-Customer rec - Transportation 9030-05413	317	-	150	-	-	-	-	0	0	0	0	0	0	0
A&G-Office supplies & expense - Lodging 9210-05414	12,739	19,859	6,202	9,298	10,680	38,672	43,775	0	0	0	0	0	0	0
A&G-Outside services employed - Lodging 9230-05414	-	415	0	2,111	729	1,707	1,447	0	0	0	0	0	0	0
A&G-Office supplies & expense - Misc Employee Expense 9210-05419	1,159	222	20	8	10,024	757	9,318	0	0	0	0	0	0	0
Travel & Entertainment	50,018	68,821	31,073	37,701	49,808	88,050	122,333	0	0	0	0	0	0	0
A&G-Office supplies & expense - Employee Development 9210-05420	2,495	3,015	11,369	89	-	45	9,032	0	0	0	0	0	0	0
A&G-Office supplies & expense - Training 9210-05421	1,125	-	0	0	0	0	3,375	0	0	0	0	0	0	0
A&G-Office supplies & expense - Books & Manuals 9210-05424	-	35	0	48	-	-	16	0	0	0	0	0	0	0
Training	18,456	3,050	11,369	137	-	45	12,422	0	0	0	0	0	0	0
A&G-Injuries & damages - Settlement 9250-05418	0	1,665	0	0	0	295	-	0	0	0	0	0	0	0
A&G-Administrative & general s - Contract Labor 9200-06111	0	48,307	0	2,040	-	-	-	0	0	0	0	0	0	0
A&G-Office supplies & expense - Contract Labor 9210-06111	175,559	343,328	232,935	352,585	458,850	417,656	375,272	0	0	0	0	0	0	0
A&G-Outside services employed - Contract Labor 9230-06111	38,988	41,582	43,141	38,462	35,979	58,446	57,282	0	0	0	0	0	0	0
Outside Services	214,547	434,882	276,075	393,087	484,829	478,397	432,554	0	0	0	0	0	0	0
A&G-Office supplies & expense - Misc General Expense 9210-07590	1,327	2,824	1,251	609	242	604	987	0	0	0	0	0	0	0
A&G-Office supplies & expense - UCG Beginning Balance 3-31-98 9210-09195	0	0	0	0	1,901	-	-	0	0	0	0	0	0	0
Miscellaneous	1,327	2,824	1,251	609	2,143	604	987	0	0	0	0	0	0	0
Total O&M Expenses Before Allocations	3,342,744	3,446,739	3,486,417	3,453,213	4,262,027	4,363,660	3,846,497	0	0	0	0	0	0	0

View
Type
Company
Cost Center
Call Center Division - 012DIV

	Budget 2013 March	Budget 2013 April	Budget 2013 May	Budget 2013 June	Budget 2013 July	Budget 2013 August	Budget 2013 September
A&G-Administrative & general s - PTO Accrual 9200-01010	0	0	0	0	0	0	0
Customer accounts-Operation su - Non-project Labor 9010-01000	0	0	0	0	0	0	0
Customer accounts-Customer rec - Non-project Labor 9030-01000	0	0	0	0	0	0	0
A&G-Administrative & general s - Non-project Labor 9200-01000	0	0	0	0	0	0	0
Distribution-Operation supervi - Non-project Labor 8700-01000	0	0	0	0	0	0	0
A&G-Administrative & general s - Capital Labor 9200-01001	0	0	0	0	0	0	0
Distribution-Operation supervi - Capital Labor Contra 8700-01002	0	0	0	0	0	0	0
A&G-Administrative & general s - Capital Labor Contra 9200-01002	0	0	0	0	0	0	0
A&G-Administrative & general s - O&M Project Labor and Contra 9200-01006	0	0	0	0	0	0	0
Distribution-Operation supervi - Expense Labor Accrual 8700-01008	0	0	0	0	0	0	0
Customer accounts-Operation su - Expense Labor Accrual 8010-01008	0	0	0	0	0	0	0
Customer accounts-Customer rec - Expense Labor Accrual 9030-01008	0	0	0	0	0	0	0
A&G-Administrative & general s - Expense Labor Accrual 9200-01008	0	0	0	0	0	0	0
A&G-Administrative & general s - Capital Labor Transfer In 9200-01011	0	0	0	0	0	0	0
Distribution-Operation supervi - Capital Labor Transfer In 8700-01011	0	0	0	0	0	0	0
A&G-Administrative & general s - Capital Labor Transfer Out 9200-01012	0	0	0	0	0	0	0
A&G-Administrative & general s - Expense Labor Transfer Out 9200-01014	0	0	0	0	0	0	0
Labor	1,983,603	2,069,948	2,306,528	2,027,897	2,306,528	2,213,651	2,120,774
A&G-Employee pensions and bene - RSU-Management Incentive Plan 9260-07453	0	0	0	0	0	0	0
A&G-Employee pensions and bene - Service Awards 9260-07421	0	0	0	0	0	0	0
A&G-Employee pensions and bene - Variable Pay & Mgmt Incentive Plans 9260-07452	0	0	0	0	0	0	0
A&G-Employee pensions and bene - Restricted Stock - Long Term Incent 9260-07453	0	0	0	0	0	0	0
A&G-Employee pensions and bene - RSU-Long Term Incentive Plan - Time 9260-07460	0	0	0	0	0	0	0
A&G-Office supplies & expense - Misc Employee Welfare Exp 9210-07499	0	0	0	0	0	0	0
A&G-Rents - Misc Employee Welfare Exp 9310-07499	0	0	0	0	0	0	0
Distribution-Other expenses - Misc Employee Welfare Exp 8800-07499	0	0	0	0	0	0	0
Employee Welfare	45,539	58,124	84,958	82,299	51,042	54,538	58,774
A&G-Employee pensions and bene - Pension Benefits Load 9260-01202	0	0	0	0	0	0	0
A&G-Employee pensions and bene - FAS106 Benefits Load 9260-01203	0	0	0	0	0	0	0
A&G-Employee pensions and bene - Medical Benefits Load 9260-01251	0	0	0	0	0	0	0
A&G-Employee pensions and bene - Empr ESOP Benefits Load 9260-01257	0	0	0	0	0	0	0
A&G-Employee pensions and bene - Emp HSA Benefits Load 9360-01260	0	0	0	0	0	0	0
A&G-Employee pensions and bene - RSP FACC Benefits Load 9260-01263	0	0	0	0	0	0	0
A&G-Employee pensions and bene - Basic Life Benefits Load 9260-01265	0	0	0	0	0	0	0
A&G-Employee pensions and bene - LTD Benefits Load 9260-01269	0	0	0	0	0	0	0
Benefits	782,106	816,150	908,430	799,570	909,430	872,810	836,190
A&G-Property insurance - Blueflame Property Insurance 9240-04069	0	0	0	0	0	0	0
Insurance	15,915	15,915	15,915	15,915	15,915	15,915	15,915
A&G-Rents - Building Lease/Rents 9310-04581	0	0	0	0	0	0	0
A&G-Office supplies & expense - Building Maintenance 9210-04582	0	0	0	0	0	0	0
A&G-Rents - Building Maintenance 9310-04582	0	0	0	0	0	0	0
Customer accounts-Customer rec - Utilities 9030-04580	0	0	0	0	0	0	0
A&G-Office supplies & expense - Utilities 9210-04590	0	0	0	0	0	0	0
A&G-Rents - Utilities 9210-04590	0	0	0	0	0	0	0
Rent, Maint., & Utilities	211,171	209,026	253,217	202,693	206,078	202,693	202,693
Mains and Services Expenses - Vehicle Lease Payments 8740-03002	0	0	0	0	0	0	0
Mains and Services Expenses - Vehicle Expense 8740-03004	0	0	0	0	0	0	0
A&G-Office supplies & expense - Vehicle Expense 9210-03004	0	0	0	0	0	0	0
Vehicles & Equip	939	939	939	939	939	939	939
A&G-Office supplies & expense - Non-Inventory Supplies 9210-02005	0	0	0	0	0	0	0
A&G-Rents - Non-Inventory Supplies 9310-02005	0	0	0	0	0	0	0
A&G-Office supplies & expense - Purchasing Card Charges 9210-02006	0	0	0	0	0	0	0
Customer accounts-Customer rec - Office Supplies 9030-05010	0	0	0	0	0	0	0
A&G-Office supplies & expense - Office Supplies 9210-05010	0	0	0	0	0	0	0
Materials & Supplies	9,422	9,422	9,422	9,422	9,422	9,422	9,422
A&G-Administrative & general s - Software Maintenance 9200-04201	0	0	0	0	0	0	0
Distribution-Operation supervi - Software Maintenance 8700-04201	0	0	0	0	0	0	0
A&G-Maintenance of general pla - Software Maintenance 9320-04201	0	0	0	0	0	0	0
A&G-Office supplies & expense - Software Maintenance 9210-04201	0	0	0	0	0	0	0
A&G-Office supplies & expense - IT Equipment 9210-04212	0	0	0	0	0	0	0
A&G-Maintenance of general pla - IT Equipment 9320-04212	0	0	0	0	0	0	0
Information Technologies	469	469	469	469	469	469	7,469
A&G-Office supplies & expense - Monthly Lines and service 9210-05310	0	0	0	0	0	0	0
A&G-Office supplies & expense - Long Distance 9210-05312	0	0	0	0	0	0	0
A&G-Office supplies & expense - Toll Free Long Distance 9210-05314	0	0	0	0	0	0	0
A&G-Office supplies & expense - Telecom Maintenance & Repair 9210-05316	0	0	0	0	0	0	0
A&G-Office supplies & expense - WAN/LAN/Internet Service 9210-05331	0	0	0	0	0	0	0
A&G-Office supplies & expense - Cellular, radio, pager charges 9210-05364	0	0	0	0	0	0	0
A&G-Office supplies & expense - Cell service for MDT's, PC's, SCADA 9210-05378	0	0	0	0	0	0	0
A&G-Office supplies & expense - Cell phone equipment and accessories 9210-05377	0	0	0	0	0	0	0

View
Type
Company
Cost Center
Call Center Division - 012DIV

	Budget 2013 March	Budget 2013 April	Budget 2013 May	Budget 2013 June	Budget 2013 July	Budget 2013 August	Budget 2013 September
Telecom	7,626	7,626	7,626	7,626	7,626	7,626	7,626
Customer accounts-Customer rec - Bank Service Charge 9030-04130	0	0	0	0	0	0	0
A&G-Office supplies & expense - Bank Service Charge 9210-04130	0	0	0	0	0	0	0
A&G-Office supplies & expense - Public Relations 9210-04146	0	0	0	0	0	0	0
Directors & Shareholders & PR	6,776	69,323	6,776	6,776	69,323	6,776	6,776
A&G-Office supplies & expense - Membership Fees 9210-05415	0	0	0	0	0	0	0
A&G-Office supplies & expense - Club Dues - Deductible 9210-05417	0	0	0	0	0	0	0
Dues & Donations	519	249	50	748	4,980	50	550
Distribution-Operation supervi - Postage/Delivery Services 8700-05111	0	0	0	0	0	0	0
A&G-Office supplies & expense - Postage/Delivery Services 9210-05111	0	0	0	0	0	0	0
Print & Postages	2,557	2,557	2,557	2,557	2,557	2,557	3,827
Customer accounts-Operation su - Meals and Entertainment 9010-05411	0	0	0	0	0	0	0
Customer accounts-Customer rec - Meals and Entertainment 9030-05411	0	0	0	0	0	0	0
Customer service-Supervision - Meals and Entertainment 9070-05411	0	0	0	0	0	0	0
A&G-Office supplies & expense - Meals and Entertainment 9210-05411	0	0	0	0	0	0	0
A&G-Outside services employed - Meals and Entertainment 9230-05411	0	0	0	0	0	0	0
A&G-Rents - Meals and Entertainment 9310-05411	0	0	0	0	0	0	0
A&G-Office supplies & expense - Spousal & Dependent Travel 9210-05412	0	0	0	0	0	0	0
A&G-Office supplies & expense - Transportation 9210-05413	0	0	0	0	0	0	0
A&G-Outside services employed - Transportation 9230-05413	0	0	0	0	0	0	0
Customer accounts-Customer rec - Transportation 9030-05413	0	0	0	0	0	0	0
A&G-Office supplies & expense - Lodging 9210-05414	0	0	0	0	0	0	0
A&G-Outside services employed - Lodging 9230-05414	0	0	0	0	0	0	0
A&G-Office supplies & expense - Misc Employee Expense 9210-05419	0	0	0	0	0	0	0
Travel & Entertainment	42,418	57,889	42,418	42,418	57,394	39,971	42,418
A&G-Office supplies & expense - Employee Development 9210-05420	0	0	0	0	0	0	0
A&G-Office supplies & expense - Training 9210-05421	0	0	0	0	0	0	0
A&G-Office supplies & expense - Books & Manuals 9210-05424	0	0	0	0	0	0	0
Training	8,825	8,825	8,825	14,825	14,825	8,825	8,821
A&G-Injuries & damages - Settlement 9250-05418	0	0	0	0	0	0	0
A&G-Administrative & general s - Contract Labor 9200-06111	0	0	0	0	0	0	0
A&G-Office supplies & expense - Contract Labor 9210-06111	0	0	0	0	0	0	0
A&G-Outside services employed - Contract Labor 9230-06111	0	0	0	0	0	0	0
Outside Services	441,525	367,327	60,554	56,656	92,704	59,275	82,985
A&G-Office supplies & expense - Misc General Expense 9210-07580	0	0	0	0	0	0	0
A&G-Office supplies & expense - UCG Beginning Balance 3-31-98 9210-09195	0	0	0	0	0	0	0
Miscellaneous	1,300	1,050	1,900	1,525	2,175	2,900	1,520
Total O&M Expenses Before Allocations	3,560,809	3,694,839	3,711,595	3,272,376	3,751,408	3,498,417	3,406,499

View
Type
Company
Cost Center
Brentwood Division - 091 DIV

	Fiscal 2012 August	Fiscal 2012 September	Fiscal 2013 October	Fiscal 2013 November	Fiscal 2013 December	Fiscal 2013 January	Fiscal 2013 February	Fiscal 2013 March	Fiscal 2013 April	Fiscal 2013 May	Fiscal 2013 June	Fiscal 2013 July	Fiscal 2013 August	Fiscal 2013 September
Distribution-Operation supervi - PTO Accrual 8700-01010	-	(105,831)	0	0	28,802	-	-	0	0	0	0	0	0	0
Customer accounts-Customer rec - Non-project Labor 9030-01000	5,205	5,205	5,205	11,239	8,910	8,784	7,057	0	0	0	0	0	0	0
Distribution-Operation supervi - Non-project Labor 8700-01000	135,580	135,231	140,764	211,430	140,235	138,014	137,223	0	0	0	0	0	0	0
Mains and Services Expenses - Non-project Labor 8740-01000	-	2,718	1,489	518	3,414	1,466	453	0	0	0	0	0	0	0
Distribution-Measuring and reg - Non-project Labor 8750-01000	-	-	0	0	0	307	1,294	0	0	0	0	0	0	0
Meter and house regulator expe - Non-project Labor 8780-01000	-	-	0	779	-	-	-	0	0	0	0	0	0	0
Distribution-Other expenses - Non-project Labor 8800-01000	321	839	2,701	1,812	502	1,468	5,273	0	0	0	0	0	0	0
Distribution-Operation supervi - Capital Labor 8700-01001	323,379	313,735	314,817	459,119	293,627	291,476	297,389	0	0	0	0	0	0	0
Distribution-Operation supervi - Capital Labor Contra 8700-01002	(252,646)	(239,609)	(257,205)	(379,562)	(251,887)	(246,968)	(248,601)	0	0	0	0	0	0	0
Mains expenses - O&M Project Labor and Contra 8550-01006	-	-	0	1,996	2,661	148	2,957	0	0	0	0	0	0	0
Distribution-Operation supervi - O&M Project Labor and Contra 8700-01006	-	598	4,257	17,551	2,662	-	4,199	0	0	0	0	0	0	0
Distribution-Operation supervi - Expense Labor Accrual 8700-01008	20,953	(474)	23,806	(56,152)	8,009	19,126	(2,089)	0	0	0	0	0	0	0
Mains and Services Expenses - Expense Labor Accrual 8740-01005	(1,087)	1,359	(392)	0	938	(369)	(451)	0	0	0	0	0	0	0
Distribution-Measuring and reg - Expense Labor Accrual 8750-01008	(444)	-	0	0	0	138	444	0	0	0	0	0	0	0
Meter and house regulator expe - Expense Labor Accrual 8780-01008	0	0	0	130	(130)	0	0	0	0	0	0	0	0	0
Distribution-Other expenses - Expense Labor Accrual 8800-01008	(405)	259	1,336	(1,453)	(152)	519	1,703	0	0	0	0	0	0	0
Customer accounts-Customer rec - Expense Labor Accrual 9030-01008	781	781	781	(1,510)	800	1,271	(788)	0	0	0	0	0	0	0
Distribution-Operation supervi - Capital Labor Transfer In 8700-01011	207,869	204,718	210,588	305,554	201,896	208,462	203,473	0	0	0	0	0	0	0
Distribution-Operation supervi - Capital Labor Transfer Out 8700-01012	(278,602)	(278,646)	(288,201)	(385,112)	(243,636)	(250,970)	(252,260)	0	0	0	0	0	0	0
Distribution-Operation supervi - Expense Labor Transfer In 8700-01013	-	-	3,691	80,201	4,856	-	343	0	0	0	0	0	0	0
Mains expenses - Expense Labor Transfer In 8550-01013	-	-	0	1,996	2,661	148	2,957	0	0	0	0	0	0	0
Distribution-Operation supervi - Expense Labor Transfer Out 8700-01014	-	(598)	(4,257)	(17,551)	(2,662)	-	(4,199)	0	0	0	0	0	0	0
Mains expenses - Expense Labor Transfer Out 8550-01014	-	-	0	(1,996)	(2,661)	(148)	(2,957)	0	0	0	0	0	0	0
Labor	163,421	38,214	179,371	228,108	199,945	170,663	153,445	0	0	0	0	0	0	0
A&G-Employee pensions and bene - RSU-Management Incentive Plan 9260-07463	2,178	17,874	1,083	8,616	1,070	1,075	5,728	0	0	0	0	0	0	0
A&G-Employee pensions and bene - Service Awards 9260-07421	9,002	8,832	9,200	13,452	3,653	1,919	-	0	0	0	0	0	0	0
Distribution-Operation supervi - Service Awards 8700-07421	0	0	141	-	30,592	640	-	0	0	0	0	0	0	0
A&G-Employee pensions and bene - Uniforms 9260-07443	0	0	0	0	0	0	118	0	0	0	0	0	0	0
Distribution-Operation supervi - Uniforms 8700-07443	-	-	0	250	-	-	-	0	0	0	0	0	0	0
Mains and Services Expenses - Uniforms 8740-07443	-	-	125	125	-	-	-	0	0	0	0	0	0	0
Distribution-Operation supervi - Uniforms Capitalized 8700-07444	-	-	0	(138)	-	-	-	0	0	0	0	0	0	0
Mains and Services Expenses - Uniforms Capitalized 8740-07444	(11,797)	(21,576)	(61)	(59)	-	-	-	0	0	0	0	0	0	0
A&G-Employee pensions and bene - Capitalized Restricted Stock 9260-07450	(11,797)	(21,576)	(6,300)	(10,004)	(8,944)	(9,150)	(22,217)	0	0	0	0	0	0	0
A&G-Employee pensions and bene - Variable Pay & Mgmt Incentive Plans 9260-07452	-	619,362	98,000	169,894	190,000	405,612	275,911	0	0	0	0	0	0	0
A&G-Employee pensions and bene - VPP & MIP - Capital Credit 9260-07454	-	(325,662)	(53,000)	(80,029)	(103,000)	(202,000)	(150,185)	0	0	0	0	0	0	0
A&G-Employee pensions and bene - Restricted Stock - Long Term Incent 9260-07458	9,578	20,518	1,299	7,003	7,226	7,502	7,429	0	0	0	0	0	0	0
A&G-Employee pensions and bene - RSU-Long Term Incentive Plan - Time 9260-07460	9,517	24,775	8,724	5,443	8,712	8,724	19,568	0	0	0	0	0	0	0
A&G-Employee pensions and bene - COLI CSV & Premiums 9260-07487	683	683	683	683	683	683	683	0	0	0	0	0	0	0
A&G-Employee pensions and bene - NQ Retirement Cost 9260-07489	14,826	14,826	16,354	16,354	16,354	16,354	16,354	0	0	0	0	0	0	0
A&G-Employee pensions and bene - SERP Capitalized 9260-07490	(4,197)	(4,197)	(5,538)	(5,538)	(5,538)	(5,538)	(5,538)	0	0	0	0	0	0	0
A&G-Employee pensions and bene - Misc Employee Welfare Exp 9260-07499	9,000	1,367	1,628	1,783	1,081	1,507	2,550	0	0	0	0	0	0	0
Distribution-Operation supervi - Misc Employee Welfare Exp 8700-07499	0	116	409	(25)	1,356	5,221	432	0	0	0	0	0	0	0
Mains and Services Expenses - Misc Employee Welfare Exp 8740-07499	0	715	0	0	0	0	0	0	0	0	0	0	0	0
Customer accounts-Customer rec - Misc Employee Welfare Exp 9030-07499	0	0	0	659	-	-	-	0	0	0	0	0	0	0
Employee Welfare	34,917	347,417	72,706	121,370	143,245	232,749	150,708	0	0	0	0	0	0	0
A&G-Employee pensions and bene - Other Benefits Variance 9260-01201	31,394	80,392	(270,025)	-	-	270,025	0	0	0	0	0	0	0	0
A&G-Employee pensions and bene - Pension Benefits Load 9260-01202	15,198	13,350	24,691	29,407	23,226	24,071	20,627	0	0	0	0	0	0	0
A&G-Employee pensions and bene - FAS106 Benefits Load 9260-01203	21,408	16,805	37,825	45,049	35,580	36,675	31,599	0	0	0	0	0	0	0
A&G-Employee pensions and bene - Pension Benefits Variance 9260-01206	85,344	29,556	(22,711)	(28,718)	(2,501)	(20,632)	23,737	0	0	0	0	0	0	0
A&G-Employee pensions and bene - FAS106 Benefits Variance 9260-01207	136,063	56,278	(76,529)	(86,230)	(49,316)	(74,433)	(7,595)	0	0	0	0	0	0	0
A&G-Injuries & damages - Workers Comp Variance 9250-01208	0	0	(2,823)	(5,979)	(2,458)	(5,769)	1,488	0	0	0	0	0	0	0
A&G-Injuries & damages - Workers Comp Insurance 9250-01221	21,622	13,759	20,540	28,503	27,452	31,925	27,197	0	0	0	0	0	0	0
A&G-Employee pensions and bene - Medical Benefits Load 9260-01251	0	0	22,746	39,001	30,803	31,924	27,356	0	0	0	0	0	0	0
A&G-Employee pensions and bene - Medical Benefits Variance 9260-01252	0	0	(16,852)	(113,810)	105,895	(352,735)	(142)	0	0	0	0	0	0	0
A&G-Employee pensions and bene - Medical Benefits Load Projects 9260-01253	0	0	691	11,643	1,407	28	519	0	0	0	0	0	0	0
A&G-Employee pensions and bene - Empr ESOP Benefits Load 9260-01257	0	0	7,880	9,385	7,412	7,682	6,593	0	0	0	0	0	0	0
A&G-Employee pensions and bene - Empr ESOP Benefits Variance 9260-01258	0	0	(10,219)	(15,185)	(8,966)	(9,529)	(1,086)	0	0	0	0	0	0	0
A&G-Employee pensions and bene - Empr ESOP Benefits Load Projects 9260-01259	0	0	185	3,122	365	7	161	0	0	0	0	0	0	0
A&G-Employee pensions and bene - Emp HSA Benefits Load 9260-01260	0	0	86	194	82	95	73	0	0	0	0	0	0	0
A&G-Employee pensions and bene - Emp HSA Benefits Variance 9260-01261	0	0	2,178	(569)	(433)	8,147	808	0	0	0	0	0	0	0
A&G-Employee pensions and bene - Emp HSA Benefits Load Projects 9260-01262	0	0	2	31	4	0	2	0	0	0	0	0	0	0
A&G-Employee pensions and bene - RSP FACC Benefits Load 9260-01263	0	0	876	1,043	824	854	731	0	0	0	0	0	0	0
A&G-Employee pensions and bene - RSP FACC Benefits Variance 9260-01264	0	0	(4,816)	(3,851)	(3,996)	(3,939)	(3,556)	0	0	0	0	0	0	0
A&G-Employee pensions and bene - RSP FACC Benefits Load Projects 9260-01265	0	0	4	68	8	0	4	0	0	0	0	0	0	0
A&G-Employee pensions and bene - Basic Life Benefits Load 9260-01265	0	0	876	1,043	824	854	731	0	0	0	0	0	0	0
A&G-Employee pensions and bene - Basic Life Benefits Variance 9260-01267	0	0	(4,222)	(638)	244	(292)	(259)	0	0	0	0	0	0	0
A&G-Employee pensions and bene - Basic Life Benefits Load Projects 9260-01268	0	0	20	330	40	1	18	0	0	0	0	0	0	0
A&G-Employee pensions and bene - LTD Benefits Load 9260-01269	0	0	1,576	1,877	1,482	1,536	1,317	0	0	0	0	0	0	0
A&G-Employee pensions and bene - LTD Benefits Variance 9260-01270	0	0	(2,142)	(2,436)	(965)	(2,872)	(2,732)	0	0	0	0	0	0	0
A&G-Employee pensions and bene - LTD Benefits Load Projects 9260-01271	0	0	32	535	65	1	28	0	0	0	0	0	0	0
A&G-Employee pensions and bene - Pension Benefits Load Projects 9260-01291	-	-	519	8,739	1,056	21	464	0	0	0	0	0	0	0
A&G-Employee pensions and bene - FAS106 Benefits Load Projects 9260-01292	-	-	796	13,403	1,620	32	712	0	0	0	0	0	0	0
A&G-Injuries & damages - Workers Comp Benefits Load Projects 9250-01293	0	0	70	1,182	143	3	63	0	0	0	0	0	0	0
Benefits	352,093	243,742	(264,943)	(63,049)	169,867	(56,132)	128,844	0	0	0	0	0	0	0
A&G-Property insurance - Blueflame Property Insurance 9240-04069	950	950	950	950	950	731	731	0	0	0	0	0	0	0

View
Type
Company
Cost Center
Brentwood Division - 091DIV

	Fiscal 2012 August	Fiscal 2012 September	Fiscal 2013 October	Fiscal 2013 November	Fiscal 2013 December	Fiscal 2013 January	Fiscal 2013 February	Fiscal 2013 March	Fiscal 2013 April	Fiscal 2013 May	Fiscal 2013 June	Fiscal 2013 July	Fiscal 2013 August	Fiscal 2013 September
A&G-Property insurance - Insurance-Other 9240-04070	1,493	1,493	1,493	1,493	1,493	2,089	1,493	0	0	0	0	0	0	0
A&G-Property insurance - Insurance Capitalized 9240-04072	(1,302)	(1,405)	(1,332)	(1,356)	(1,355)	(1,501)	(1,187)	0	0	0	0	0	(1,187)	0
A&G-Injuries & damages - Insurance Reserve 9250-07115	0	10,917	0	0	0	(10,917)	0	0	0	0	0	0	0	0
Distribution-Operation supervi - Environmental & Safety 8700-07120	8,428	15,115	506	-	-	92	113	0	0	0	0	0	0	0
A&G-Injuries & damages - Environmental & Safety 9250-07120	194	12	0	0	0	0	83	0	0	0	0	0	0	0
Insurance	9,754	27,082	1,617	1,087	1,037	(9,506)	1,233	0	0	0	0	0	0	0
Storage well royalties - Building Lease/Rents Capitalized 8250-04580	(91)	-	(158)	-	-	(42)	(24)	0	0	0	0	0	0	0
Distribution-Rents - Building Lease/Rents Capitalized 8810-04580	(176,104)	(48,201)	(7,131)	(10,907)	(9,025)	(10,621)	(37,561)	0	0	0	0	0	0	0
A&G-Rents - Building Lease/Rents Capitalized 9310-04580	(474)	(377)	(301)	(1,970)	(1,931)	(1,947)	(1,845)	0	0	0	0	0	0	0
Storage well royalties - Building Lease/Rents 8250-04581	300	-	739	-	-	376	221	0	0	0	0	0	0	0
Distribution-Rents - Building Lease/Rents 8810-04581	268,698	74,068	12,430	19,890	16,778	19,703	59,170	0	0	0	0	0	0	0
A&G-Rents - Building Lease/Rents 9310-04581	1,351	1,351	1,351	6,667	6,667	6,667	6,667	0	0	0	0	0	0	0
A&G-Rents - Building Maintenance 9310-04582	74	74	59	3	3	4	4	0	0	0	0	0	0	0
Mains and Services Expenses - Building Maintenance 8740-04582	0	0	82	-	-	-	-	0	0	0	0	0	0	0
Distribution-Rents - Building Maintenance 8810-04582	3,144	3,106	2,068	5,040	3,519	2,223	2,646	0	0	0	0	0	0	0
Lines expenses - Utilities 8170-04590	45	41	41	34	34	36	39	0	0	0	0	0	0	0
Compressor station expenses - Utilities 8180-04590	314	288	284	241	241	250	273	0	0	0	0	0	0	0
Compressor station fuel and po - Utilities 8190-04590	3	-	1,286	799	35	-	637	0	0	0	0	0	0	0
Storage-Purification expenses - Utilities 8210-04590	108	101	103	259	265	80	970	0	0	0	0	0	0	0
Storage-Other expenses - Utilities 8240-04590	3	3	3	3	7	55	60	0	0	0	0	0	0	0
Storage well royalties - Utilities 8250-04590	299	365	571	792	1,851	2,638	2,331	0	0	0	0	0	0	0
Mains and Services Expenses - Utilities 8740-04590	462	631	457	395	419	385	398	0	0	0	0	0	0	0
Mains expenses - Utilities 8550-04590	403	370	365	309	309	322	350	0	0	0	0	0	0	0
Transmission-Measuring and reg - Utilities 8570-04590	90	82	81	89	69	72	78	0	0	0	0	0	0	0
Distribution-Operation supervi - Utilities 8700-04590	4,470	4,058	2,408	1,534	2,868	2,948	2,495	0	0	0	0	0	0	0
Distribution-Rents - Misc Rents 8810-04592	-	0	0	0	0	2,980	314	0	0	0	0	0	0	0
Compressor station expenses - Capitalized Utility Costs 8180-04599	(288)	(245)	(241)	(204)	(204)	(212)	(231)	0	0	0	0	0	0	0
Distribution-Operation supervi - Capitalized Utility Costs 8700-04599	(2,143)	(2,838)	(1,503)	(1,295)	(1,835)	(1,886)	(1,501)	0	0	0	0	0	0	0
Distribution-Rents - Capitalized Utility Costs 8810-04599	(2,644)	(2,480)	(1,755)	(4,276)	(2,705)	(1,886)	(2,245)	0	0	0	0	0	0	0
Mains expenses - Capitalized Utility Costs 8560-04599	(342)	(315)	(310)	(263)	(263)	(273)	(297)	0	0	0	0	0	0	0
Rent, Maint., & Utilities	96,700	30,114	10,989	17,091	16,801	21,581	32,947	0	0	0	0	0	0	0
Mains and Services Expenses - Vehicle Lease Payments 8740-03002	1,559	(4,145)	10,843	8,563	9,566	8,871	9,875	0	0	0	0	0	0	0
Distribution-Operation supervi - Capitalized transportation costs 8700-03003	(149)	(164)	(54)	(94)	(28)	(29)	(219)	0	0	0	0	0	0	0
Mains and Services Expenses - Capitalized transportation costs 8740-03003	(5,261)	(3,828)	(15,924)	(12,734)	(11,855)	(10,648)	(13,557)	0	0	0	0	0	0	0
Distribution-Measuring and reg - Capitalized transportation costs 8750-03003	-	0	0	(84)	-	-	(45)	0	0	0	0	0	0	0
Distribution-Operation supervi - Vehicle Expense 8700-03004	193	219	65	148	54	50	285	0	0	0	0	0	0	0
Mains and Services Expenses - Vehicle Expense 8740-03004	10,454	9,764	12,598	9,837	7,625	8,100	10,953	0	0	0	0	0	0	0
Distribution-Measuring and reg - Vehicle Expense 8750-03004	-	0	0	168	-	-	95	0	0	0	0	0	0	0
Mains and Services Expenses - Equipment Lease 8740-04301	1,219	1,219	1,219	1,219	1,219	1,219	1,219	0	0	0	0	0	0	0
Mains and Services Expenses - Heavy Equipment 8740-04302	4,043	202	70	1,342	2,140	2,476	282	0	0	0	0	0	0	0
Distribution-Operation supervi - Heavy Equipment 8700-04302	0	133	0	91	-	-	-	0	0	0	0	0	0	0
Distribution-Operation supervi - Heavy Equipment Capitalized 8700-04307	0	(130)	0	(89)	-	-	-	0	0	0	0	0	0	0
Mains and Services Expenses - Heavy Equipment Capitalized 8740-04307	(5,157)	(1,363)	(1,263)	(2,510)	(3,292)	(3,621)	(1,471)	0	0	0	0	0	0	0
Vehicles & Equip	6,901	1,878	7,554	5,857	5,428	6,417	7,417	0	0	0	0	0	0	0
Sales-Demonstrating and sellin - Inventory Materials 9120-02001	0	(200)	200	-	-	-	-	0	0	0	0	0	0	0
Distribution-Operation supervi - Inventory Materials 8700-02001	-	-	0	811	64	-	-	0	0	0	0	0	0	0
Odorization - Inventory Materials 8711-02001	-	-	(553)	-	-	-	-	0	0	0	0	0	0	0
Sales-Demonstrating and sellin - Warehouse Loading Charge 9120-02004	0	961	8	-	-	-	-	0	0	0	0	0	0	0
Distribution-Operation supervi - Warehouse Loading Charge 8700-02004	-	0	0	32	3	-	-	0	0	0	0	0	0	0
Odorization - Warehouse Loading Charge 8711-02004	-	-	(22)	-	-	-	-	0	0	0	0	0	0	0
Odorization - Non-Inventory Supplies 8711-02005	-	1,551	6,894	-	25,605	15,277	1,508	0	0	0	0	0	0	0
Mains and Services Expenses - Non-Inventory Supplies 8740-02005	1,300	7	1,576	-	-	48	44	0	0	0	0	0	0	0
Distribution-Measuring and reg - Non-Inventory Supplies 8750-02005	10,630	9,853	8,054	2,405	3,965	3,790	3,203	0	0	0	0	0	0	0
Distribution-Measuring and reg - Non-Inventory Supplies 8760-02005	98	-	33	799	54	414	347	0	0	0	0	0	0	0
Distribution-Measuring and reg - Non-Inventory Supplies 8779-02005	0	0	0	20	-	-	-	0	0	0	0	0	0	0
Mains expenses - Non-Inventory Supplies 8590-02005	170	47	276	-	274	48	-	0	0	0	0	0	0	0
Transmission-Maintenance of me - Non-Inventory Supplies 8650-02005	15	29	0	1,473	14	-	-	0	0	0	0	0	0	0
Distribution-Operation supervi - Non-Inventory Supplies 8700-02005	3,223	4,279	2,082	2,171	1,526	449	380	0	0	0	0	0	0	0
Distribution-Operation supervi - Office Supplies 8700-05010	6,403	4,197	5,198	4,027	5,021	6,343	7,142	0	0	0	0	0	0	0
Mains and Services Expenses - Office Supplies 8740-05010	-	-	59	-	-	-	600	0	0	0	0	0	0	0
Distribution-Measuring and reg - Office Supplies 8750-05010	-	0	0	84	46	-	-	0	0	0	0	0	0	0
Distribution-Operation supervi - Use OSD10 Copier 8700-05211	0	0	0	0	0	0	(1,818)	0	0	0	0	0	0	0
Materials & Supplies	21,838	20,724	23,585	11,822	36,582	26,368	11,405	0	0	0	0	0	0	0
A&G-Maintenance of general pla - Offsite Storage 9320-04065	0	0	0	0	178	162	-	0	0	0	0	0	0	0
Distribution-Operation supervi - Software Maintenance 8700-04201	11,966	2,298	977	905	7,321	4,823	905	0	0	0	0	0	0	0
Distribution-Operation supervi - IT Equipment 8700-04212	1,466	2,020	91	5,526	11,786	1,248	11,340	0	0	0	0	0	0	0
Information Technologies	13,132	4,318	1,068	6,441	19,294	6,233	12,245	0	0	0	0	0	0	0
Mains and Services Expenses - Monthly Lines and service 8740-05310	39	39	39	39	41	41	39	0	0	0	0	0	0	0
Distribution-Operation supervi - Monthly Lines and service 8700-05310	2,643	1,772	912	1,776	1,479	2,903	1,775	0	0	0	0	0	0	0
Distribution-Operation supervi - Long Distance 8700-05312	430	505	440	431	426	326	551	0	0	0	0	0	0	0
Distribution-Operation supervi - Toll Free Long Distance 8700-05314	162	168	167	162	165	150	131	0	0	0	0	0	0	0
Distribution-Operation supervi - Telecom Maintenance & Repair 8700-05316	630	1,181	787	3,306	1,897	2,307	1,392	0	0	0	0	0	0	0
Distribution-Operation supervi - Telephone Directory 8700-05317	8,577	8,546	8,952	11,687	7,451	3,952	7,746	0	0	0	0	0	0	0
Distribution-Operation supervi - Measurement & Meter Reading 8700-05323	1,833	1,325	1,159	1,088	1,241	1,237	1,113	0	0	0	0	0	0	0

View
Type
Company
Cost Center
Brentwood Division - 051DIV

	Fiscal 2012 August	Fiscal 2012 September	Fiscal 2013 October	Fiscal 2013 November	Fiscal 2013 December	Fiscal 2013 January	Fiscal 2013 February	Fiscal 2013 March	Fiscal 2013 April	Fiscal 2013 May	Fiscal 2013 June	Fiscal 2013 July	Fiscal 2013 August	Fiscal 2013 September
Distribution-Operation supervi - WAN/LAN/Internet Service 8700-05331	19,926	19,905	20,015	20,276	18,454	18,385	7,272	0	0	0	0	0	0	0
Distribution-Operation supervi - Cellular, radio, pager charges 8700-05364	34,589	9,287	1,594	5,853	7,955	9,051	8,488	0	0	0	0	0	0	0
Distribution-Operation supervi - Cell service for MD's, PC's, SCADA 8700-05376	16,738	21,789	3,425	13,994	16,057	14,855	22,685	0	0	0	0	0	0	0
Distribution-Operation supervi - Cell phone equipment and accessories 8700-05377	2,394	645	509	945	1,188	659	1,355	0	0	0	0	0	0	0
Distribution-Operation supervi - Capitalized Telecom Costs 8700-05399	(42,754)	(31,752)	(15,184)	(25,939)	(26,423)	(25,883)	(23,290)	0	0	0	0	0	0	0
Mains and Services Expenses - Capitalized Telecom Costs 8740-05399	(21)	(22)	(21)	(22)	(23)	(22)	(21)	0	0	0	0	0	0	0
Telecom	47,156	33,358	22,794	33,586	29,909	27,962	29,237	0	0	0	0	0	0	0
Distribution-Operation supervi - Required By Law, Safety 8700-04002	23,946	5,496	52,705	-	356	12,579	64,038	0	0	0	0	0	0	0
Distribution-Operation supervi - Safety 8700-04018	-	0	0	0	123	-	-	0	0	0	0	0	0	0
Distribution-Operation supervi - Promo Other, Misc 8700-04021	-	0	0	70	-	-	-	0	0	0	0	0	0	0
Sales-Advertising expenses - Promo Other, Misc 9130-04021	-	268	0	0	0	268	0	0	0	0	0	0	0	0
Customer service-Operating ass - Community Rel&Trade Shows 9030-04040	-	0	0	0	2,000	-	-	0	0	0	0	0	0	0
Customer service-Operating Inf - Community Rel&Trade Shows 9090-04040	623	17,762	0	0	0	0	0	0	0	0	0	0	0	0
Sales-Supervision - Community Rel&Trade Shows 9110-04040	0	0	0	0	0	500	0	0	0	0	0	0	0	0
Distribution-Operation supervi - Community Rel&Trade Shows 8700-04040	-	-	89	50	-	-	400	0	0	0	0	0	0	0
Customer service-Miscellaneous - Customer Relations & Assist 9100-04045	79	145	13	80	7	161	153	0	0	0	0	0	0	0
Sales-Demonstrating and sellin - Customer Relations & Assist 9120-04046	0	24,697	(205)	-	-	-	-	0	0	0	0	0	0	0
Sales-Advertising expenses - Customer Relations & Assist 9130-04046	0	2,121	0	0	0	0	0	0	0	0	0	0	0	0
Marketing	24,548	50,488	52,601	210	486	15,241	64,559	0	0	0	0	0	0	0
Distribution-Operation supervi - Membership Fees 8700-05415	145	1,725	500	-	-	455	255	0	0	0	0	0	0	0
Distribution-Operation supervi - Club Dues - Deductible 8700-05417	-	-	548	-	-	-	-	0	0	0	0	0	0	0
Miscellaneous general expenses - Association Dues 9302-07510	7,299	7,299	28,818	7,295	7,296	7,517	7,517	0	0	0	0	0	0	0
Distribution-Operation supervi - Association Dues 8700-07510	-	0	0	6,000	-	-	-	0	0	0	0	0	0	0
Dues & Donations	7,444	12,144	29,865	13,295	7,296	7,972	7,772	0	0	0	0	0	0	0
Distribution-Operation supervi - Postage/Delivery Services 8700-05111	904	997	881	1,280	1,739	1,536	1,185	0	0	0	0	0	0	0
Mains and Services Expenses - Postage/Delivery Services 8740-05111	-	-	0	0	119	-	-	0	0	0	0	0	0	0
Distribution-Measuring and rep - Postage/Delivery Services 8760-05111	-	0	0	0	17	-	-	0	0	0	0	0	0	0
A&G-Office supplies & expense - Postage/Delivery Services 9210-05111	-	0	0	0	0	15	0	0	0	0	0	0	0	0
Print & Postages	904	997	881	1,280	1,875	1,536	1,200	0	0	0	0	0	0	0
Customer accounts-Customer rec - Meals and Entertainment 9030-05411	-	0	0	12	185	132	147	0	0	0	0	0	0	0
A&G-Office supplies & expense - Meals and Entertainment 9210-05411	29	0	0	21	66	-	-	0	0	0	0	0	0	0
Transmission-Operation supervi - Meals and Entertainment 8500-05411	-	-	42	-	-	-	-	0	0	0	0	0	0	0
Distribution-Operation supervi - Meals and Entertainment 8700-05411	6,073	9,004	5,579	9,353	7,102	7,796	9,707	0	0	0	0	0	0	0
Distribution-Other expenses - Meals and Entertainment 8800-05411	-	0	0	0	0	0	42	0	0	0	0	0	0	0
Distribution-Operation supervi - Spousal & Dependent Travel 8700-05412	50	141	20	13	211	758	149	0	0	0	0	0	0	0
A&G-Office supplies & expense - Transportation 9210-05413	1,337	0	0	444	27	-	514	0	0	0	0	0	0	0
Distribution-Operation supervi - Transportation 8700-05413	9,040	17,547	5,894	12,725	12,753	11,307	19,186	0	0	0	0	0	0	0
Distribution-Other expenses - Transportation 8800-05413	-	0	0	0	190	-	41	0	0	0	0	0	0	0
Customer accounts-Customer rec - Transportation 9030-05413	-	0	0	191	186	709	2,785	0	0	0	0	0	0	0
A&G-Office supplies & expense - Lodging 9210-05414	-	0	0	223	-	-	-	0	0	0	0	0	0	0
Transmission-Operation supervi - Lodging 8500-05414	-	0	0	327	-	-	-	0	0	0	0	0	0	0
Distribution-Operation supervi - Lodging 8700-05414	9,390	11,268	5,970	8,618	5,014	7,230	12,587	0	0	0	0	0	0	0
Distribution-Other expenses - Lodging 8800-05414	-	0	0	0	0	0	153	0	0	0	0	0	0	0
Customer accounts-Customer rec - Lodging 9030-05414	-	0	0	144	554	1,574	836	0	0	0	0	0	0	0
Distribution-Operation supervi - Misc Employee Expense 8700-05419	27	801	286	1,758	502	499	173	0	0	0	0	0	0	0
Distribution-Other expenses - Misc Employee Expense 8800-05419	0	0	0	0	0	2,250	-	0	0	0	0	0	0	0
Travel & Entertainment	26,006	36,561	18,097	33,503	26,780	32,255	46,420	0	0	0	0	0	0	0
Distribution-Operation supervi - Employee Development 8700-05420	-	1,884	450	760	495	510	954	0	0	0	0	0	0	0
Distribution-Operation supervi - Training 8700-05421	-	197	0	225	1,569	502	505	0	0	0	0	0	0	0
Distribution-Operation supervi - Books & Manuals 8700-05424	-	-	163	-	610	-	737	0	0	0	0	0	0	0
Distribution-Operation supervi - Safety Training 8700-05426	1,477	3,881	0	4,253	1,557	4,887	1,674	0	0	0	0	0	0	0
Distribution-Operation supervi - Work Environment Training 8700-05429	30	15	15	-	-	-	-	0	0	0	0	0	0	0
Training	3,632	5,977	628	5,248	4,231	5,879	3,869	0	0	0	0	0	0	0
Transmission-Operation supervi - Contract Labor 8500-06111	0	3,100	0	0	0	0	0	0	0	0	0	0	0	0
Mains expenses - Contract Labor 8560-06111	-	0	0	200	-	-	-	0	0	0	0	0	0	0
Distribution-Operation supervi - Contract Labor 8700-06111	1,257	3,851	871	1,809	2,143	5,945	4,042	0	0	0	0	0	0	0
Mains and Services Expenses - Contract Labor 8740-06111	-	0	0	0	0	4,651	-	0	0	0	0	0	0	0
A&G-Outside services employed - Contract Labor 9230-06111	716	5,128	0	0	0	0	835	0	0	0	0	0	0	0
Customer accounts-Customer rec - Collection Fees 9030-06112	123,198	96,300	95,260	87,924	96,931	109,284	141,821	0	0	0	0	0	0	0
Customer accounts-Customer rec - Bill Print Fees 9030-06118	205,481	144,952	179,131	166,887	155,266	189,105	175,829	0	0	0	0	0	0	0
A&G-Outside services employed - Legal 9230-06121	7,330	15,427	8,619	9,418	4,673	8,674	7,384	0	0	0	0	0	0	0
Outside Services	337,992	258,757	283,882	265,238	258,013	317,858	330,010	0	0	0	0	0	0	0
A&G-Administrative & general s - A&G Overhead Clearing 9200-04863	(3,438)	(2,717)	(5,148)	(5,490)	(10,219)	(3,906)	(2,970)	0	0	0	0	0	0	0
Distribution-Operation supervi - Land Rights 8700-04889	0	0	0	0	0	5	-	0	0	0	0	0	0	0
A&G-Employee pensions and bene - Misc General Expense 9260-07590	0	0	0	0	0	663	8	0	0	0	0	0	0	0
Distribution-Operation supervi - Misc General Expense 8700-07590	13	-	129	1,203	123	6,991	369	0	0	0	0	0	0	0
Mains and Services Expenses - Misc General Expense 8740-07590	1,254	(1,254)	4,908	(4,908)	2,797	(2,797)	252	0	0	0	0	0	0	0
A&G-Office supplies & expense - UCG Beginning Balance 3-21-98 9210-09195	-	0	0	0	847	-	-	0	0	0	0	0	0	0
Distribution-Operation supervi - Reimbursements 8700-09911	0	0	0	0	0	0	(116,308)	0	0	0	0	0	0	0
Miscellaneous	(2,171)	(3,971)	(112)	(9,195)	(6,452)	956	(119,229)	0	0	0	0	0	0	0
Total D&M Expenses Before Allocations	1,144,379	1,119,549	440,584	672,862	914,246	808,541	862,382	0	0	0	0	0	0	0

View
Type
Company
Cost Center
Brentwood Division - 091DIV

	Budget 2013 March	Budget 2013 April	Budget 2013 May	Budget 2013 June	Budget 2013 July	Budget 2013 August	Budget 2013 September
Distribution-Operation supervi - PTO Accrual 8700-01010	0	0	0	0	0	0	0
Customer accounts-Customer rec - Non-project Labor 9030-01000	0	0	0	0	0	0	0
Distribution-Operation supervi - Non-project Labor 8700-01000	0	0	0	0	0	0	0
Mains and Services Expenses - Non-project Labor 8740-01000	0	0	0	0	0	0	0
Distribution-Measuring and reg - Non-project Labor 8750-01000	0	0	0	0	0	0	0
Meter and house regulator expe - Non-project Labor 8780-01000	0	0	0	0	0	0	0
Distribution-Other expenses - Non-project Labor 8800-01000	0	0	0	0	0	0	0
Distribution-Operation supervi - Capital Labor 8700-01001	0	0	0	0	0	0	0
Distribution-Operation supervi - Capital Labor Contra 8700-01002	0	0	0	0	0	0	0
Mains expenses - O&M Project Labor and Contra 8560-01008	0	0	0	0	0	0	0
Distribution-Operation supervi - O&M Project Labor and Contra 8700-01006	0	0	0	0	0	0	0
Distribution-Operation supervi - Expense Labor Accrual 8700-01008	0	0	0	0	0	0	0
Mains and Services Expenses - Expense Labor Accrual 8740-01008	0	0	0	0	0	0	0
Distribution-Measuring and reg - Expense Labor Accrual 8750-01008	0	0	0	0	0	0	0
Meter and house regulator expe - Expense Labor Accrual 8780-01008	0	0	0	0	0	0	0
Distribution-Other expenses - Expense Labor Accrual 8800-01008	0	0	0	0	0	0	0
Customer accounts-Customer rec - Expense Labor Accrual 9030-01008	0	0	0	0	0	0	0
Distribution-Operation supervi - Capital Labor Transfer In 8700-01011	0	0	0	0	0	0	0
Distribution-Operation supervi - Capital Labor Transfer Out 8700-01012	0	0	0	0	0	0	0
Distribution-Operation supervi - Expense Labor Transfer In 8700-01013	0	0	0	0	0	0	0
Mains expenses - Expense Labor Transfer In 8560-01013	0	0	0	0	0	0	0
Distribution-Operation supervi - Expense Labor Transfer Out 8700-01014	0	0	0	0	0	0	0
Mains expenses - Expense Labor Transfer Out 8560-01014	0	0	0	0	0	0	0
Labor	200,834	222,682	232,804	202,439	232,804	222,682	212,560
A&G-Employee pensions and bene - RSU-Management Incentive Plan 9260-07463	0	0	0	0	0	0	0
A&G-Employee pensions and bene - Service Awards 9260-07421	0	0	0	0	0	0	0
Distribution-Operation supervi - Service Awards 8700-07421	0	0	0	0	0	0	0
A&G-Employee pensions and bene - Uniforms 9260-07443	0	0	0	0	0	0	0
Distribution-Operation supervi - Uniforms 8700-07443	0	0	0	0	0	0	0
Mains and Services Expenses - Uniforms 8740-07443	0	0	0	0	0	0	0
Distribution-Operation supervi - Uniforms Capitalized 8700-07444	0	0	0	0	0	0	0
Mains and Services Expenses - Uniforms Capitalized 8740-07444	0	0	0	0	0	0	0
A&G-Employee pensions and bene - Capitalized Restricted Stock 9260-07450	0	0	0	0	0	0	0
A&G-Employee pensions and bene - Variable Pay & Mgmt Incentive Plans 9260-07452	0	0	0	0	0	0	0
A&G-Employee pensions and bene - VPP & MIP - Capital Credit 9260-07454	0	0	0	0	0	0	0
A&G-Employee pensions and bene - Restricted Stock - Long Term Incentif 9260-07458	0	0	0	0	0	0	0
A&G-Employee pensions and bene - RSU-Long Term Incentive Plan - Time 9260-07460	0	0	0	0	0	0	0
A&G-Employee pensions and bene - COLI CSV & Premiums 9260-07487	0	0	0	0	0	0	0
A&G-Employee pensions and bene - NQ Retirement Cost 9260-07489	0	0	0	0	0	0	0
A&G-Employee pensions and bene - SERP Capitalized 9260-07490	0	0	0	0	0	0	0
A&G-Employee pensions and bene - Misc Employee Welfare Exp 9260-07499	0	0	0	0	0	0	0
Distribution-Operation supervi - Misc Employee Welfare Exp 8700-07499	0	0	0	0	0	0	0
Mains and Services Expenses - Misc Employee Welfare Exp 8740-07499	0	0	0	0	0	0	0
Customer accounts-Customer rec - Misc Employee Welfare Exp 9030-07489	0	0	0	0	0	0	0
Employee Welfare	56,723	32,301	48,317	34,116	35,155	34,313	35,516
A&G-Employee pensions and bene - Other Benefits Variance 9260-01201	0	0	0	0	0	0	0
A&G-Employee pensions and bene - Pension Benefits Load 9260-01202	0	0	0	0	0	0	0
A&G-Employee pensions and bene - FAS106 Benefits Load 9260-01203	0	0	0	0	0	0	0
A&G-Employee pensions and bene - Pension Benefits Variance 9260-01206	0	0	0	0	0	0	0
A&G-Employee pensions and bene - FAS106 Benefits Variance 9260-01207	0	0	0	0	0	0	0
A&G-Injuries & damages - Workers Comp Variance 9250-01208	0	0	0	0	0	0	0
A&G-Injuries & damages - Workers Comp Insurance 9250-01221	0	0	0	0	0	0	0
A&G-Employee pensions and bene - Medical Benefits Load 9260-01251	0	0	0	0	0	0	0
A&G-Employee pensions and bene - Medical Benefits Variance 9260-01252	0	0	0	0	0	0	0
A&G-Employee pensions and bene - Medical Benefits Load Projects 9260-01253	0	0	0	0	0	0	0
A&G-Employee pensions and bene - Empr ESOP Benefits Load 9260-01257	0	0	0	0	0	0	0
A&G-Employee pensions and bene - Empr ESOP Benefits Variance 9260-01258	0	0	0	0	0	0	0
A&G-Employee pensions and bene - Empr ESOP Benefits Load Projects 9260-01259	0	0	0	0	0	0	0
A&G-Employee pensions and bene - Emp HSA Benefits Load 9260-01260	0	0	0	0	0	0	0
A&G-Employee pensions and bene - Emp HSA Benefits Variance 9260-01261	0	0	0	0	0	0	0
A&G-Employee pensions and bene - Emp HSA Benefits Load Projects 9260-01262	0	0	0	0	0	0	0
A&G-Employee pensions and bene - RSP FACC Benefits Load 9260-01263	0	0	0	0	0	0	0
A&G-Employee pensions and bene - RSP FACC Benefits Variance 9260-01264	0	0	0	0	0	0	0
A&G-Employee pensions and bene - RSP FACC Benefits Load Projects 9260-01265	0	0	0	0	0	0	0
A&G-Employee pensions and bene - Basic Life Benefits Load 9260-01266	0	0	0	0	0	0	0
A&G-Employee pensions and bene - Basic Life Benefits Variance 9260-01267	0	0	0	0	0	0	0
A&G-Employee pensions and bene - Basic Life Benefits Load Projects 9260-01268	0	0	0	0	0	0	0
A&G-Employee pensions and bene - LTD Benefits Load 9260-01269	0	0	0	0	0	0	0
A&G-Employee pensions and bene - LTD Benefits Variance 9260-01270	0	0	0	0	0	0	0
A&G-Employee pensions and bene - LTD Benefits Load Projects 9260-01271	0	0	0	0	0	0	0
A&G-Employee pensions and bene - Pension Benefits Load Projects 9260-01291	0	0	0	0	0	0	0
A&G-Employee pensions and bene - FAS106 Benefits Load Projects 9260-01292	0	0	0	0	0	0	0
A&G-Injuries & damages - Workers Comp Benefits Load Projects 9260-01293	0	0	0	0	0	0	0
Benefits	150,828	164,371	170,494	152,152	170,494	164,371	158,268
A&G-Property Insurance - Blueflame Property Insurance 9240-04069	0	0	0	0	0	0	0

View
Type
Company
Cost Center
Brentwood Division - 091DIV

	Budget 2013 March	Budget 2013 April	Budget 2013 May	Budget 2013 June	Budget 2013 July	Budget 2013 August	Budget 2013 September
A&G-Property insurance - Insurance-Other 9240-04070	0	0	0	0	0	0	0
A&G-Property insurance - Insurance Capitalized 9240-04072	0	0	0	0	0	0	0
A&G-Injuries & damages - Insurance Reserve 9250-07115	0	0	0	0	0	0	0
Distribution-Operation supervi - Environmental & Safety 8700-07120	0	0	0	0	0	0	0
A&G-Injuries & damages - Environmental & Safety 9250-07120	0	0	0	0	0	0	0
Insurance	50,293	50,952	50,913	51,070	50,913	50,952	51,025
Storage well royalties - Building Lease/Rents Capitalized 6250-04580	0	0	0	0	0	0	0
Distribution-Rents - Building Lease/Rents Capitalized 8810-04580	0	0	0	0	0	0	0
A&G-Rents - Building Lease/Rents Capitalized 9310-04580	0	0	0	0	0	0	0
Storage well royalties - Building Lease/Rents 6250-04581	0	0	0	0	0	0	0
Distribution-Rents - Building Lease/Rents 8810-04581	0	0	0	0	0	0	0
A&G-Rents - Building Lease/Rents 9310-04581	0	0	0	0	0	0	0
A&G-Rents - Building Maintenance 8310-04582	0	0	0	0	0	0	0
Mains and Services Expenses - Building Maintenance 8740-04582	0	0	0	0	0	0	0
Distribution-Rents - Building Maintenance 8810-04582	0	0	0	0	0	0	0
Lines expenses - Utilities 8170-04590	0	0	0	0	0	0	0
Compressor station expenses - Utilities 8180-04590	0	0	0	0	0	0	0
Compressor station fuel and po - Utilities 8190-04590	0	0	0	0	0	0	0
Storage-Purification expenses - Utilities 8210-04590	0	0	0	0	0	0	0
Storage-Other expenses - Utilities 8240-04590	0	0	0	0	0	0	0
Storage well royalties - Utilities 8250-04590	0	0	0	0	0	0	0
Mains and Services Expenses - Utilities 8740-04590	0	0	0	0	0	0	0
Mains expenses - Utilities 8560-04590	0	0	0	0	0	0	0
Transmission-Measuring and reg - Utilities 8570-04590	0	0	0	0	0	0	0
Distribution-Operation supervi - Utilities 8700-04590	0	0	0	0	0	0	0
Distribution-Rents - Misc Rents 8810-04592	0	0	0	0	0	0	0
Compressor station expenses - Capitalized Utility Costs 8180-04599	0	0	0	0	0	0	0
Distribution-Operation supervi - Capitalized Utility Costs 8700-04599	0	0	0	0	0	0	0
Distribution-Rents - Capitalized Utility Costs 8810-04599	0	0	0	0	0	0	0
Mains expenses - Capitalized Utility Costs 8560-04599	0	0	0	0	0	0	0
Rent, Maint., & Utilities	37,115	40,768	40,768	40,768	40,768	40,768	40,777
Mains and Services Expenses - Vehicle Lease Payments 8740-03002	0	0	0	0	0	0	0
Distribution-Operation supervi - Capitalized transportation costs 8700-03003	0	0	0	0	0	0	0
Mains and Services Expenses - Capitalized transportation costs 8740-03003	0	0	0	0	0	0	0
Distribution-Measuring and reg - Capitalized transportation costs 8750-03003	0	0	0	0	0	0	0
Distribution-Operation supervi - Vehicle Expense 8700-03004	0	0	0	0	0	0	0
Mains and Services Expenses - Vehicle Expense 8740-03004	0	0	0	0	0	0	0
Distribution-Measuring and reg - Vehicle Expense 8750-03004	0	0	0	0	0	0	0
Mains and Services Expenses - Equipment Lease 8740-04301	0	0	0	0	0	0	0
Mains and Services Expenses - Heavy Equipment 8740-04302	0	0	0	0	0	0	0
Distribution-Operation supervi - Heavy Equipment 8700-04302	0	0	0	0	0	0	0
Distribution-Operation supervi - Heavy Equipment Capitalized 8700-04307	0	0	0	0	0	0	0
Mains and Services Expenses - Heavy Equipment Capitalized 8740-04307	0	0	0	0	0	0	0
Vehicles & Equip	8,264	8,609	8,609	8,609	8,609	8,609	8,616
Sales-Demonstrating and sellin - Inventory Materials 9120-02001	0	0	0	0	0	0	0
Distribution-Operation supervi - Inventory Materials 8700-02001	0	0	0	0	0	0	0
Odorization - Inventory Materials 8711-02001	0	0	0	0	0	0	0
Sales-Demonstrating and sellin - Warehouse Loading Charge 9120-02004	0	0	0	0	0	0	0
Distribution-Operation supervi - Warehouse Loading Charge 8700-02004	0	0	0	0	0	0	0
Odorization - Warehouse Loading Charge 8711-02004	0	0	0	0	0	0	0
Odorization - Non-Inventory Supplies 8711-02005	0	0	0	0	0	0	0
Mains and Services Expenses - Non-Inventory Supplies 8740-02005	0	0	0	0	0	0	0
Distribution-Measuring and reg - Non-Inventory Supplies 8750-02005	0	0	0	0	0	0	0
Distribution-Measuring and reg - Non-Inventory Supplies 8760-02005	0	0	0	0	0	0	0
Distribution-Measuring and reg - Non-Inventory Supplies 8770-02005	0	0	0	0	0	0	0
Mains expenses - Non-Inventory Supplies 8560-02005	0	0	0	0	0	0	0
Transmission-Maintenance of me - Non-Inventory Supplies 8650-02005	0	0	0	0	0	0	0
Distribution-Operation supervi - Non-Inventory Supplies 8700-02005	0	0	0	0	0	0	0
Distribution-Operation supervi - Office Supplies 8700-05010	0	0	0	0	0	0	0
Mains and Services Expenses - Office Supplies 8740-05010	0	0	0	0	0	0	0
Distribution-Measuring and reg - Office Supplies 8760-05010	0	0	0	0	0	0	0
Distribution-Operation supervi - Use 05010 Copier 8700-05211	0	0	0	0	0	0	0
Materials & Supplies	22,470	22,470	22,470	22,470	22,470	22,470	22,486
A&G-Maintenance of general pla - Offsite Storage 9320-04065	0	0	0	0	0	0	0
Distribution-Operation supervi - Software Maintenance 8700-04201	0	0	0	0	0	0	0
Distribution-Operation supervi - IT Equipment 8700-04212	0	0	0	0	0	0	0
Information Technologies	24,250	9,250	15,650	9,250	9,250	10,050	9,250
Mains and Services Expenses - Monthly Lines and service 8740-05310	0	0	0	0	0	0	0
Distribution-Operation supervi - Monthly Lines and service 8700-05310	0	0	0	0	0	0	0
Distribution-Operation supervi - Long Distance 8700-05312	0	0	0	0	0	0	0
Distribution-Operation supervi - Toll Free Long Distance 8700-05314	0	0	0	0	0	0	0
Distribution-Operation supervi - Telecom Maintenance & Repair 8700-05316	0	0	0	0	0	0	0
Distribution-Operation supervi - Telephone Directory 8700-05317	0	0	0	0	0	0	0
Distribution-Operation supervi - Measurement & Meter Reading 8700-05323	0	0	0	0	0	0	0

View
Type
Company
Cost Center
Brentwood Division - 091 DIV

	Budget 2013 March	Budget 2013 April	Budget 2013 May	Budget 2013 June	Budget 2013 July	Budget 2013 August	Budget 2013 September
Distribution-Operation supervi - WAN/LAN/Internet Service 8700-05331	0	0	0	0	0	0	0
Distribution-Operation supervi - Cellular, radio, pager charges 8700-05354	0	0	0	0	0	0	0
Distribution-Operation supervi - Cell service for MDT's, PC's, SCADA 8700-05375	0	0	0	0	0	0	0
Distribution-Operation supervi - Cell phone equipment and accessories 8700-05377	0	0	0	0	0	0	0
Distribution-Operation supervi - Capitalized Telecom Costs 8700-05399	0	0	0	0	0	0	0
Mains and Services Expenses - Capitalized Telecom Costs 8740-05399	0	0	0	0	0	0	0
Telecom	80,131	60,308	60,356	60,431	60,265	60,399	60,376
Distribution-Operation supervi - Required By Law, Safety 8700-04002	0	0	0	0	0	0	0
Distribution-Operation supervi - Safety 8700-04018	0	0	0	0	0	0	0
Distribution-Operation supervi - Promo Other, Misc 8700-04021	0	0	0	0	0	0	0
Sales-Advertising expenses - Promo Other, Misc 8130-04021	0	0	0	0	0	0	0
Customer service-Operating ass - Community Rel&Trade Shows 9080-04040	0	0	0	0	0	0	0
Customer service-Operating inf - Community Rel&Trade Shows 9090-04040	0	0	0	0	0	0	0
Sales-Supervision - Community Rel&Trade Shows 9110-04040	0	0	0	0	0	0	0
Distribution-Operation supervi - Community Rel&Trade Shows 8700-04040	0	0	0	0	0	0	0
Customer service-Miscellaneous - Customer Relations & Assist 9100-04046	0	0	0	0	0	0	0
Sales-Demonstrating and sellin - Customer Relations & Assist 9120-04046	0	0	0	0	0	0	0
Sales-Advertising expenses - Customer Relations & Assist 9130-04046	0	0	0	0	0	0	0
Marketing	21,477	23,777	23,477	23,477	23,477	23,477	23,465
Distribution-Operation supervi - Membership Fees 8700-05415	0	0	0	0	0	0	0
Distribution-Operation supervi - Club Dues - Deductible 8700-05417	0	0	0	0	0	0	0
Miscellaneous general expenses - Association Dues 8302-07510	0	0	0	0	0	0	0
Distribution-Operation supervi - Association Dues 8700-07510	0	0	0	0	0	0	0
Dues & Donations	119,050	13,300	10,020	29,237	13,495	9,985	9,796
Distribution-Operation supervi - Postage/Delivery Services 8700-05111	0	0	0	0	0	0	0
Mains and Services Expenses - Postage/Delivery Services 8740-05111	0	0	0	0	0	0	0
Distribution-Measuring and reg - Postage/Delivery Services 8760-05111	0	0	0	0	0	0	0
A&G-Office supplies & expense - Postage/Delivery Services 9210-05111	0	0	0	0	0	0	0
Print & Postages	2,364	2,364	2,364	2,364	2,364	2,364	2,365
Customer accounts-Customer rec - Meals and Entertainment 9030-05411	0	0	0	0	0	0	0
A&G-Office supplies & expense - Meals and Entertainment 9210-05411	0	0	0	0	0	0	0
Transmission-Operation supervi - Meals and Entertainment 8500-05411	0	0	0	0	0	0	0
Distribution-Operation supervi - Meals and Entertainment 8700-05411	0	0	0	0	0	0	0
Distribution-Other expenses - Meals and Entertainment 8800-05411	0	0	0	0	0	0	0
Distribution-Operation supervi - Spousal & Dependent Travel 8700-05412	0	0	0	0	0	0	0
A&G-Office supplies & expense - Transportation 9210-05413	0	0	0	0	0	0	0
Distribution-Operation supervi - Transportation 8700-05413	0	0	0	0	0	0	0
Distribution-Other expenses - Transportation 8800-05413	0	0	0	0	0	0	0
Customer accounts-Customer rec - Transportation 9030-05413	0	0	0	0	0	0	0
A&G-Office supplies & expense - Lodging 9210-05414	0	0	0	0	0	0	0
Transmission-Operation supervi - Lodging 8500-05414	0	0	0	0	0	0	0
Distribution-Operation supervi - Lodging 8700-05414	0	0	0	0	0	0	0
Distribution-Other expenses - Lodging 8800-05414	0	0	0	0	0	0	0
Customer accounts-Customer rec - Lodging 9030-05414	0	0	0	0	0	0	0
Distribution-Operation supervi - Misc Employee Expense 8700-05419	0	0	0	0	0	0	0
Distribution-Other expenses - Misc Employee Expense 8800-05419	0	0	0	0	0	0	0
Travel & Entertainment	50,967	49,887	49,387	51,237	49,137	49,587	49,661
Distribution-Operation supervi - Employee Development 8700-05420	0	0	0	0	0	0	0
Distribution-Operation supervi - Training 8700-05421	0	0	0	0	0	0	0
Distribution-Operation supervi - Books & Manuals 8700-05424	0	0	0	0	0	0	0
Distribution-Operation supervi - Safety Training 8700-05425	0	0	0	0	0	0	0
Distribution-Operation supervi - Work Environment Training 8700-05428	0	0	0	0	0	0	0
Training	11,072	10,177	9,062	5,334	5,729	5,333	6,663
Transmission-Operation supervi - Contract Labor 8500-05111	0	0	0	0	0	0	0
Mains expenses - Contract Labor 8560-06111	0	0	0	0	0	0	0
Distribution-Operation supervi - Contract Labor 8700-06111	0	0	0	0	0	0	0
Mains and Services Expenses - Contract Labor 8740-06111	0	0	0	0	0	0	0
A&G-Outside services employed - Contract Labor 9230-06111	0	0	0	0	0	0	0
Customer accounts-Customer rec - Collection Fees 9030-06112	0	0	0	0	0	0	0
Customer accounts-Customer rec - Bill Print Fees 9030-06116	0	0	0	0	0	0	0
A&G-Outside services employed - Legal 9230-06121	0	0	0	0	0	0	0
Outside Services	345,559	318,948	318,948	316,948	316,948	316,948	316,941
A&G-Administrative & general s - A&G Overhead Clearing 9200-04863	0	0	0	0	0	0	0
Distribution-Operation supervi - Land Rights 8700-04889	0	0	0	0	0	0	0
A&G-Employee pensions and bene - Misc General Expense 9260-07590	0	0	0	0	0	0	0
Distribution-Operation supervi - Misc General Expense 8700-07590	0	0	0	0	0	0	0
Mains and Services Expenses - Misc General Expense 8740-07590	0	0	0	0	0	0	0
A&G-Office supplies & expense - UCG Beginning Balance 3-31-98 9210-09195	0	0	0	0	0	0	0
Distribution-Operation supervi - Reimbursements 8700-09911	0	0	0	0	0	0	0
Miscellaneous	(77,546)	16,844	21,440	6,100	4,726	6,590	6,462
Total O&M Expenses Before Allocations	1,083,871	1,045,009	1,083,080	1,016,002	1,046,666	1,029,099	1,014,333

View
Type
Company
Cost Center
Kentucky Division - 009DIV

	Fiscal 2012 August	Fiscal 2012 September	Fiscal 2013 October	Fiscal 2013 November	Fiscal 2013 December	Fiscal 2013 January	Fiscal 2013 February	Fiscal 2013 March	Fiscal 2013 April	Fiscal 2013 May	Fiscal 2013 June	Fiscal 2013 July	Fiscal 2013 August	Fiscal 2013 September
Distribution-Maint of mains - Non-project Labor 8570-01000	5,365	6,331	2,713	3,680	2,443	4,273	3,050	0	0	0	0	0	0	0
Maintenance of services - Non-project Labor 8920-01000	658	549	887	1,893	518	1,079	1,062	0	0	0	0	0	0	0
Maintenance of meters and hous - Non-project Labor 8930-01000	7,647	3,440	5,434	3,045	2,859	3,392	4,270	0	0	0	0	0	0	0
Customer accounts-Meter readin - Non-project Labor 9020-01000	22,996	17,111	19,195	45,011	30,351	37,815	35,199	0	0	0	0	0	0	0
Customer accounts-Customer rec - Non-project Labor 9030-01000	31,790	29,538	26,041	32,371	22,037	24,059	29,100	0	0	0	0	0	0	0
Customer service-Operating Inf - Non-project Labor 9090-01000	6,958	6,958	7,132	10,958	7,306	7,306	7,306	0	0	0	0	0	0	0
Sales-Supervision - Non-project Labor 9110-01000	11,345	11,353	11,541	17,601	11,715	11,732	11,736	0	0	0	0	0	0	0
A&G-Administrative & general s - Non-project Labor 9200-01000	26,965	28,672	29,151	43,202	28,193	28,431	28,471	0	0	0	0	0	0	0
Wells expenses - Non-project Labor 8160-01000	2,410	3,215	5,489	7,145	6,576	5,806	5,259	0	0	0	0	0	0	0
Lines expenses - Non-project Labor 8170-01000	2,627	3,008	1,687	7,326	4,320	3,916	5,127	0	0	0	0	0	0	0
Compressor station expenses - Non-project Labor 8180-01000	190	-	862	3,444	1,111	752	751	0	0	0	0	0	0	0
Storage-Measuring and regulati - Non-project Labor 8200-01000	-	118	150	109	301	362	137	0	0	0	0	0	0	0
Storage-Purification expenses - Non-project Labor 8210-01000	-	-	-	307	334	3,984	4,719	0	0	0	0	0	0	0
Maintenance of compressor stat - Non-project Labor 8340-01000	-	119	0	1,038	982	-	-	0	0	0	0	0	0	0
Processing-Maintenance of puri - Non-project Labor 8350-01000	0	0	0	246	-	-	-	0	0	0	0	0	0	0
Mains expenses - Non-project Labor 8560-01000	6,130	5,738	9,893	20,731	10,801	13,075	10,860	0	0	0	0	0	0	0
Transmission-Measuring and reg - Non-project Labor 8570-01000	4,877	4,930	5,561	8,927	8,781	5,565	5,641	0	0	0	0	0	0	0
Transmission-Maintenance of ma - Non-project Labor 8530-01000	3,424	5,368	5,288	1,773	-	89	1,333	0	0	0	0	0	0	0
Transmission-Maintenance of me - Non-project Labor 8550-01000	0	0	0	0	0	0	123	0	0	0	0	0	0	0
Distribution-Operation supervi - Non-project Labor 8700-01000	49,714	47,862	52,846	83,148	72,286	68,541	53,319	0	0	0	0	0	0	0
Mains and Services Expenses - Non-project Labor 8740-01000	83,434	80,918	92,335	118,871	84,673	89,055	97,334	0	0	0	0	0	0	0
Distribution-Measuring and reg - Non-project Labor 8750-01000	22,300	21,961	17,694	24,957	13,856	17,952	18,387	0	0	0	0	0	0	0
Distribution-Measuring and reg - Non-project Labor 8760-01000	3,278	4,639	2,596	3,625	-	2,126	2,169	0	0	0	0	0	0	0
Distribution-Measuring and reg - Non-project Labor 8770-01000	310	185	949	4,432	4,095	3,944	2,900	0	0	0	0	0	0	0
Meter and house regulator expe - Non-project Labor 8780-01000	48,982	55,113	53,748	86,501	55,600	60,041	53,314	0	0	0	0	0	0	0
Customer installations expense - Non-project Labor 8790-01000	692	1,040	155	1,702	1,309	3,336	999	0	0	0	0	0	0	0
Distribution-Other expenses - Non-project Labor 8800-01000	5,394	3,400	8,016	7,958	841	4,974	20,940	0	0	0	0	0	0	0
Distribution-Operation supervi - Capital Labor 8700-01001	478,037	472,323	469,733	699,380	456,614	448,489	438,510	0	0	0	0	0	0	0
Distribution-Operation supervi - Capital Labor Contra 8700-01002	(478,873)	(473,152)	(470,540)	(684,623)	(1,750)	(466,658)	(448,324)	(437,281)	0	0	0	0	0	0
Mains expenses - O&M Project Labor and Contra 8560-01005	0	0	0	0	1,750	-	-	0	0	0	0	0	0	0
Distribution-Operation supervi - O&M Project Labor and Contra 8700-01005	0	0	887	26,344	8,402	4,345	1,196	0	0	0	0	0	0	0
Wells expenses - Expense Labor Accrual 8160-01005	(732)	402	1,947	(2,364)	1,382	39	(246)	0	0	0	0	0	0	0
Lines expenses - Expense Labor Accrual 8170-01005	300	190	(406)	125	75	466	545	0	0	0	0	0	0	0
Compressor station expenses - Expense Labor Accrual 8180-01005	46	(95)	560	14	(241)	5	(0)	0	0	0	0	0	0	0
Storage-Measuring and regulati - Expense Labor Accrual 8200-01005	(92)	60	38	(80)	72	73	(101)	0	0	0	0	0	0	0
Storage-Purification expenses - Expense Labor Accrual 8210-01005	-	-	0	51	49	1,662	330	0	0	0	0	0	0	0
Maintenance of compressor stat - Expense Labor Accrual 8340-01005	-	59	(56)	173	122	(295)	-	0	0	0	0	0	0	0
Processing-Maintenance of puri - Expense Labor Accrual 8360-01005	-	-	0	41	(41)	0	0	0	0	0	0	0	0	0
Mains expenses - Expense Labor Accrual 8560-01005	431	(196)	3,561	(2,975)	(215)	2,543	(997)	0	0	0	0	0	0	0
Transmission-Measuring and reg - Expense Labor Accrual 8570-01005	(6)	27	1,150	(2,127)	1,147	(130)	34	0	0	0	0	0	0	0
Transmission-Maintenance of ma - Expense Labor Accrual 8530-01005	387	982	743	(3,142)	(295)	40	580	0	0	0	0	0	0	0
Transmission-Maintenance of me - Expense Labor Accrual 8550-01005	0	0	0	0	0	0	65	0	0	0	0	0	0	0
Distribution-Operation supervi - Expense Labor Accrual 8700-01005	7,985	(925)	10,419	(20,224)	6,601	10,117	(5,833)	0	0	0	0	0	0	0
Mains and Services Expenses - Expense Labor Accrual 8740-01005	10,973	(1,258)	19,559	(40,206)	5,590	14,877	3,721	0	0	0	0	0	0	0
Distribution-Measuring and reg - Expense Labor Accrual 8750-01005	4,403	(170)	521	(7,342)	(3)	3,922	196	0	0	0	0	0	0	0
Distribution-Measuring and reg - Expense Labor Accrual 8760-01005	1,195	890	(637)	(1,078)	(604)	957	19	0	0	0	0	0	0	0
Distribution-Measuring and reg - Expense Labor Accrual 8770-01005	(10)	(62)	524	122	490	546	(515)	0	0	0	0	0	0	0
Meter and house regulator expe - Expense Labor Accrual 8780-01005	6,209	4,015	6,890	(20,519)	2,263	10,338	(3,027)	0	0	0	0	0	0	0
Customer installations expense - Expense Labor Accrual 8790-01005	18	188	(419)	183	109	1,108	(1,052)	0	0	0	0	0	0	0
Distribution-Other expenses - Expense Labor Accrual 8800-01005	2	(597)	3,510	(3,884)	(1,074)	1,986	7,185	0	0	0	0	0	0	0
Distribution-Maint of mains - Expense Labor Accrual 8870-01005	1,725	483	(1,402)	(1,150)	119	1,190	(551)	0	0	0	0	0	0	0
Maintenance of services - Expense Labor Accrual 8920-01005	137	146	89	(248)	(160)	330	(8)	0	0	0	0	0	0	0
Maintenance of meters and hous - Expense Labor Accrual 8930-01005	1,483	(2,103)	1,812	(3,025)	350	869	395	0	0	0	0	0	0	0
Customer accounts-Operation su - Expense Labor Accrual 9010-01005	(50)	63	(109)	-	-	-	-	0	0	0	0	0	0	0
Customer accounts-Meter readin - Expense Labor Accrual 9020-01005	7,841	(2,942)	3,921	(4,975)	1,603	7,911	(1,177)	0	0	0	0	0	0	0
Customer accounts-Customer rec - Expense Labor Accrual 9030-01005	5,367	(1,126)	2,158	(11,532)	1,216	4,220	2,264	0	0	0	0	0	0	0
Customer service-Operating inf - Expense Labor Accrual 9090-01005	1,105	-	1,157	(2,809)	365	1,096	(0)	0	0	0	0	0	0	0
Sales-Supervision - Expense Labor Accrual 9110-01005	2,423	3	1,825	(4,568)	581	1,765	2	0	0	0	0	0	0	0
A&G-Administrative & general s - Expense Labor Accrual 9200-01005	4,081	1,003	4,462	(11,748)	1,258	4,336	18	0	0	0	0	0	0	0
Distribution-Operation supervi - Capital Labor Transfer In 8700-01011	228,295	240,270	230,883	370,989	242,613	267,515	212,798	0	0	0	0	0	0	0
Distribution-Operation supervi - Capital Labor Transfer Out 8700-01012	(225,999)	(239,441)	(230,077)	(375,745)	(242,565)	(266,679)	(214,126)	0	0	0	0	0	0	0
Distribution-Operation supervi - Expense Labor Transfer In 8700-01013	0	0	887	3,169	5,204	4,345	3,455	0	0	0	0	0	0	0
Mains expenses - Expense Labor Transfer In 8560-01013	0	0	0	0	1,750	-	-	0	0	0	0	0	0	0
Distribution-Operation supervi - Expense Labor Transfer Out 8700-01014	0	0	(887)	(28,344)	(8,402)	(4,345)	(1,196)	0	0	0	0	0	0	0
Mains expenses - Expense Labor Transfer Out 8560-01014	0	0	0	0	(1,750)	-	-	0	0	0	0	0	0	0
Labor	401,296	341,812	422,006	399,880	401,004	475,674	409,575	0	0	0	0	0	0	0
A&G-Employee pensions and bene - Uniforms 9260-07443	548	850	27,432	3,798	8,921	4,387	3,084	0	0	0	0	0	0	0
Meter and house regulator expe - Uniforms 8780-07443	-	106	127	-	-	-	-	0	0	0	0	0	0	0
Customer accounts-Meter readin - Uniforms 9020-07443	117	125	395	93	138	106	242	0	0	0	0	0	0	0
Mains expenses - Uniforms 8560-07443	-	125	1,844	677	1,259	187	63	0	0	0	0	0	0	0
Distribution-Operation supervi - Uniforms 8700-07443	125	-	0	0	0	0	0	0	0	0	0	0	0	0
Mains and Services Expenses - Uniforms 8740-07443	245	500	492	375	740	426	471	0	0	0	0	0	0	0
Mains expenses - Uniforms Capitalized 8560-07444	-	(32)	(393)	(76)	(87)	(21)	(6)	0	0	0	0	0	0	0
Distribution-Operation supervi - Uniforms Capitalized 8700-07444	(80)	-	0	0	0	0	0	0	0	0	0	0	0	0
Mains and Services Expenses - Uniforms Capitalized 8740-07444	(140)	(334)	(293)	(218)	(436)	(251)	(275)	0	0	0	0	0	0	0
Meter and house regulator expe - Uniforms Capitalized 8780-07444	-	(71)	(82)	-	-	-	-	0	0	0	0	0	0	0
Customer accounts-Meter readin - Uniforms Capitalized 9020-07444	(73)	(90)	(240)	(54)	(79)	(47)	(120)	0	0	0	0	0	0	0

View
Type
Company
Cost Center
Kentucky Division - 609DIV

	Fiscal 2012	Fiscal 2012	Fiscal 2013	Fiscal 2013	Fiscal 2013	Fiscal 2013	Fiscal 2013	Fiscal 2013	Fiscal 2013	Fiscal 2013	Fiscal 2013	Fiscal 2013	Fiscal 2013	Fiscal 2013
	August	September	October	November	December	January	February	March	April	May	June	July	August	September
A&G-Employee pensions and bene - Uniforms Capitalized 9260-07444	(337)	(514)	(16,935)	(2,432)	(5,284)	(2,428)	(1,704)	0	0	0	0	0	0	0
A&G-Office supplies & expense - Misc Employee Welfare Exp 9210-07499	-	0	0	0	30	15	0	0	0	0	0	0	0	0
A&G-Injuries & damages - Misc Employee Welfare Exp 9250-07498	863	338	0	526	613	25	681	0	0	0	0	0	0	0
A&G-Employee pensions and bene - Misc Employee Welfare Exp 9260-07499	2,634	6,298	3,490	3,381	2,669	3,281	3,597	0	0	0	0	0	0	0
Distribution-Operation supervi - Misc Employee Welfare Exp 8700-07499	615	164	628	39	90	47	105	0	0	0	0	0	0	0
Mains and Services Expenses - Misc Employee Welfare Exp 8740-07499	20	65	0	0	130	65	85	0	0	0	0	0	0	0
Meter and house regulator expe - Misc Employee Welfare Exp 8780-07499	0	0	0	100	-	-	-	0	0	0	0	0	0	0
Distribution-Other expenses - Misc Employee Welfare Exp 8800-07499	-	-	0	30	93	-	-	0	0	0	0	0	0	0
Customer accounts-Meter readin - Misc Employee Welfare Exp 9020-07499	-	0	0	18	-	-	-	0	0	0	0	0	0	0
Customer accounts-Customer rec - Misc Employee Welfare Exp 9030-07499	82	122	36	-	256	32	101	0	0	0	0	0	0	0
Employee Welfare	4,622	7,653	16,490	6,258	9,053	5,824	6,313	0	0	0	0	0	0	0
A&G-Employee pensions and bene - Pension Benefits Load 9260-01202	36,731	31,219	58,168	51,339	53,922	65,264	56,402	0	0	0	0	0	0	0
A&G-Employee pensions and bene - FAS108 Benefits Load 9260-01203	50,210	42,499	86,054	75,291	79,504	96,969	83,748	0	0	0	0	0	0	0
A&G-Employee pensions and bene - Medical Benefits Load 9260-01251	0	0	78,245	69,297	72,594	87,641	75,760	0	0	0	0	0	0	0
A&G-Employee pensions and bene - Medical Benefits Load Projects 9260-01253	0	0	166	593	1,302	813	647	0	0	0	0	0	0	0
A&G-Employee pensions and bene - Empr ESOP Benefits Load 9260-01257	0	0	18,490	16,292	17,126	20,746	17,927	0	0	0	0	0	0	0
A&G-Employee pensions and bene - Empr ESOP Benefits Load Projects 9260-01259	0	0	45	159	338	211	168	0	0	0	0	0	0	0
A&G-Employee pensions and bene - Emp HSA Benefits Load 9260-01260	0	0	200	176	186	226	195	0	0	0	0	0	0	0
A&G-Employee pensions and bene - Emp HSA Benefits Load Projects 9260-01262	0	0	0	2	3	2	2	0	0	0	0	0	0	0
A&G-Employee pensions and bene - RSP FACC Benefits Load 9260-01263	0	0	2,038	1,794	1,888	2,290	1,979	0	0	0	0	0	0	0
A&G-Employee pensions and bene - RSP FACC Benefits Load Projects 9260-01265	0	0	1	3	8	5	4	0	0	0	0	0	0	0
A&G-Employee pensions and bene - Basic Life Benefits Load 9260-01266	0	0	2,106	1,868	1,954	2,357	2,037	0	0	0	0	0	0	0
A&G-Employee pensions and bene - Basic Life Benefits Load Projects 9260-01268	0	0	5	17	37	23	18	0	0	0	0	0	0	0
A&G-Employee pensions and bene - LTD Benefits Load 9260-01269	0	0	3,756	3,325	3,485	4,209	3,638	0	0	0	0	0	0	0
A&G-Employee pensions and bene - LTD Benefits Load Projects 9260-01271	0	0	8	27	60	37	30	0	0	0	0	0	0	0
A&G-Employee pensions and bene - Pension Benefits Load Projects 9260-01281	0	0	125	445	977	611	485	0	0	0	0	0	0	0
A&G-Employee pensions and bene - FAS108 Benefits Load Projects 9260-01292	0	0	191	683	1,499	936	745	0	0	0	0	0	0	0
A&G-Injuries & damages - Workers Comp Benefits Load Projects 9260-01293	0	0	17	60	132	83	86	0	0	0	0	0	0	0
Benefits	183,402	155,807	249,605	221,371	235,114	282,423	243,851	0	0	0	0	0	0	0
A&G-Property insurance - Blueflame Property Insurance 9240-04069	27,950	27,950	27,950	27,950	27,950	29,178	29,173	0	0	0	0	0	0	0
A&G-Office supplies & expense - Insurance-Other 9210-04070	1,075	102	0	0	0	1,570	204	0	0	0	0	0	0	0
A&G-Property insurance - Insurance Capitalized 9240-04072	(15,470)	(16,135)	(15,239)	(15,514)	(15,508)	(16,415)	(16,677)	0	0	0	0	0	0	0
Mains and Services Expenses - Damages 8740-07111	0	0	0	0	0	0	2,986	0	0	0	0	0	0	0
Mains and Services Expenses - Environmental & Safety 8740-07120	-	79	535	-	430	599	1,345	0	0	0	0	0	0	0
Insurance	13,999	11,896	13,246	12,436	12,872	15,031	18,046	0	0	0	0	0	0	0
Storage well royalties - Building Lease/Rents Capitalized 8250-04580	(22)	(102)	(136)	(9)	-	(54)	(77)	0	0	0	0	0	0	0
Distribution-Rents - Building Lease/Rents Capitalized 8810-04580	(43,241)	(42,441)	(41,370)	(46,214)	(38,460)	(38,004)	(37,029)	0	0	0	0	0	0	0
Storage well royalties - Building Lease/Rents 8250-04581	71	396	637	82	-	489	74	0	0	0	0	0	0	0
Distribution-Rents - Building Lease/Rents 8810-04581	69,154	69,629	67,464	75,392	83,906	68,537	65,923	0	0	0	0	0	0	0
A&G-Rents - Building Lease/Rents 9010-04581	2,644	2,656	2,686	2,686	2,686	3,698	2,939	0	0	0	0	0	0	0
Customer service-Operating Inf - Building Maintenance 9090-04582	0	0	0	0	0	14	-	0	0	0	0	0	0	0
Storage-Maintenance of structu - Building Maintenance 8310-04582	-	-	0	2,527	-	179	-	0	0	0	0	0	0	0
Distribution-Operation supervi - Building Maintenance 8700-04582	-	0	0	375	28	282	1,003	0	0	0	0	0	0	0
Mains and Services Expenses - Building Maintenance 8740-04582	25	189	143	58	58	58	138	0	0	0	0	0	0	0
Distribution-Measuring and reg - Building Maintenance 8750-04582	314	503	260	-	260	-	-	0	0	0	0	0	0	0
Distribution-Measuring and reg - Building Maintenance 8770-04582	320	320	320	-	90	-	-	0	0	0	0	0	0	0
Meter and house regulator expe - Building Maintenance 8780-04582	-	5	162	116	64	-	-	0	0	0	0	0	0	0
Distribution-Other expenses - Building Maintenance 8800-04582	40	231	0	185	521	-	-	0	0	0	0	0	0	0
Distribution-Rents - Building Maintenance 8810-04582	19,105	31,941	14,803	13,309	11,544	28,336	14,829	0	0	0	0	0	0	0
Distribution-Maintenance of st - Building Maintenance 8850-04582	433	2,298	119	954	283	296	103	0	0	0	0	0	0	0
Customer accounts-Customer rec - Building Maintenance 9030-04582	0	0	0	0	0	0	9	0	0	0	0	0	0	0
Lines expenses - Utilities 8170-04590	101	110	111	111	71	124	140	0	0	0	0	0	0	0
Compressor station expenses - Utilities 8180-04590	142	37	60	57	75	74	77	0	0	0	0	0	0	0
Compressor station fuel and po - Utilities 8190-04590	54	33	56	63	-	129	68	0	0	0	0	0	0	0
Storage-Measuring and regulat - Utilities 8200-04590	75	75	73	113	147	172	211	0	0	0	0	0	0	0
Storage-Purification expenses - Utilities 8210-04590	85	104	114	145	128	169	189	0	0	0	0	0	0	0
Storage-Other expenses - Utilities 8240-04590	17	19	19	19	27	25	25	0	0	0	0	0	0	0
Storage well royalties - Utilities 8250-04590	66	112	194	265	773	1,090	1,957	0	0	0	0	0	0	0
Customer accounts-Customer rec - Utilities 9030-04590	-	489	525	87	311	288	-	0	0	0	0	0	0	0
Distribution load dispatching - Utilities 8710-04590	37	37	19	19	19	40	22	0	0	0	0	0	0	0
Mains and Services Expenses - Utilities 8740-04590	2,820	2,810	2,877	2,433	2,598	4,606	2,629	0	0	0	0	0	0	0
Distribution-Measuring and reg - Utilities 8750-04590	90	82	81	88	69	81	78	0	0	0	0	0	0	0
Distribution-Measuring and reg - Utilities 8770-04590	188	298	440	70	250	584	58	0	0	0	0	0	0	0
Meter and house regulator expe - Utilities 8780-04590	1,129	1,269	1,118	876	866	1,592	925	0	0	0	0	0	0	0
Distribution-Rents - Utilities 8810-04590	1,700	448	991	836	773	1,002	186	0	0	0	0	0	0	0
Mains expenses - Utilities 8860-04590	1,825	1,469	1,451	1,366	1,200	1,708	1,196	0	0	0	0	0	0	0
Transmission-Measuring and reg - Utilities 8570-04590	496	488	566	671	711	868	517	0	0	0	0	0	0	0
Distribution-Operation supervi - Utilities 8700-04590	9,055	8,567	7,413	6,599	5,893	6,060	7,908	0	0	0	0	0	0	0
Compressor station expenses - Capitalized Utility Costs 8180-04599	(120)	(31)	(51)	(48)	(63)	(63)	(65)	0	0	0	0	0	0	0
Distribution-Operation supervi - Capitalized Utility Costs 8700-04599	(6,775)	(5,505)	(4,688)	(4,421)	(3,791)	(3,606)	(5,279)	0	0	0	0	0	0	0
Distribution-Other expenses - Capitalized Utility Costs 8800-04599	(24)	(144)	0	(124)	(299)	-	-	0	0	0	0	0	0	0
Distribution-Rents - Capitalized Utility Costs 8810-04599	(12,943)	(21,108)	(9,848)	(8,985)	(7,650)	(16,559)	(8,646)	0	0	0	0	0	0	0
Mains expenses - Capitalized Utility Costs 8860-04599	(919)	(824)	(836)	(809)	(662)	(909)	(638)	0	0	0	0	0	0	0
Rent, Maint., & Utilities	47,337	54,721	45,873	48,913	42,439	59,199	49,532	0	0	0	0	0	0	0
Mains and Services Expenses - Vehicle Lease Payments 8740-03002	54,758	81,746	58,452	55,821	55,929	62,532	47,394	0	0	0	0	0	0	0

View
Type
Company
Cost Center
Kentucky Division - 009DIV

	Fiscal 2012	Fiscal 2012	Fiscal 2013	Fiscal 2013	Fiscal 2013	Fiscal 2013	Fiscal 2013	Fiscal 2013	Fiscal 2013	Fiscal 2013	Fiscal 2013	Fiscal 2013	Fiscal 2013	Fiscal 2013
	August	September	October	November	December	January	February	March	April	May	June	July	August	September
Mains expenses - Capitalized transportation costs 8550-03003	(2)	-	(2)	(3)	(7)	(13)	(52)	0	0	0	0	0	0	0
Distribution-Operation supervi - Capitalized transportation costs 8700-03003	(32)	(102)	(82)	(379)	(197)	(199)	(566)	0	0	0	0	0	0	0
Mains and Services Expenses - Capitalized transportation costs 8740-03003	(92,016)	(88,533)	(98,853)	(84,315)	(90,269)	(80,934)	(77,023)	0	0	0	0	0	0	0
Distribution-Measuring and reg - Capitalized transportation costs 8750-03003	(47)	-	(6)	(11)	-	-	(29)	0	0	0	0	0	0	0
Meter and house regulator expe - Capitalized transportation costs 8760-03003	(123)	(115)	(239)	(173)	(73)	(17)	(22)	0	0	0	0	0	0	0
Customer accounts-Meter readin - Capitalized transportation costs 9020-03003	-	-	(14)	-	-	-	(58)	0	0	0	0	0	0	0
Mains expenses - Vehicle Expense 8560-03004	6	-	8	30	103	114	551	0	0	0	0	0	0	0
Distribution-Operation supervi - Vehicle Expense 8700-03004	54	152	146	572	313	360	1,481	0	0	0	0	0	0	0
Mains and Services Expenses - Vehicle Expense 8740-03004	99,673	85,685	110,595	89,231	91,832	85,602	97,625	0	0	0	0	0	0	0
Distribution-Measuring and reg - Vehicle Expense 8750-03004	137	-	12	18	-	-	653	0	0	0	0	0	0	0
Meter and house regulator expe - Vehicle Expense 8760-03004	190	172	366	259	110	27	361	0	0	0	0	0	0	0
Customer accounts-Meter readin - Vehicle Expense 9020-03004	-	-	21	-	-	-	100	0	0	0	0	0	0	0
Mains and Services Expenses - Equipment Lease 8740-04301	22,914	23,772	23,753	25,543	29,198	22,054	22,376	0	0	0	0	0	0	0
Mains and Services Expenses - Heavy Equipment 8740-04302	18,976	27,825	17,001	15,546	10,209	14,505	15,066	0	0	0	0	0	0	0
Meter and house regulator expe - Heavy Equipment 8750-04302	179	-	6	205	-	-	-	0	0	0	0	0	0	0
Mains expenses - Heavy Equipment 8560-04302	8,130	1,461	2,716	3,275	128	2,214	392	0	0	0	0	0	0	0
Transmission-Maintenance of ma - Heavy Equipment 8630-04302	0	797	48	-	-	-	-	0	0	0	0	0	0	0
Distribution-Operation supervi - Heavy Equipment 8700-04302	29	91	0	2	-	19	50	0	0	0	0	0	0	0
Mains expenses - Heavy Equipment Capitalized 8560-04307	(7,968)	(1,432)	(2,662)	(3,210)	(125)	(2,170)	(384)	0	0	0	0	0	0	0
Transmission-Maintenance of ma - Heavy Equipment Capitalized 8630-04307	0	(782)	(47)	-	-	-	-	0	0	0	0	0	0	0
Distribution-Operation supervi - Heavy Equipment Capitalized 8700-04307	(28)	(90)	0	(2)	-	(19)	(59)	0	0	0	0	0	0	0
Mains and Services Expenses - Heavy Equipment Capitalized 8740-04307	(40,829)	(50,768)	(38,949)	(40,268)	(38,619)	(35,828)	(36,714)	0	0	0	0	0	0	0
Meter and house regulator expe - Heavy Equipment Capitalized 8760-04307	(175)	-	(8)	(201)	-	-	-	0	0	0	0	0	0	0
Vehicles & Equip	53,837	59,862	71,280	51,942	88,532	68,678	70,718	0	0	0	0	0	0	0
Mains expenses - Inventory Materials 8560-02001	4,036	-	0	1,889	144	-	-	0	0	0	0	0	0	0
Mains and Services Expenses - Inventory Materials 8740-02001	11,105	20,461	8,228	8,412	9,523	7,282	6,236	0	0	0	0	0	0	0
Mains expenses - Warehouse Loading Charge 8560-02004	161	-	0	76	8	-	-	0	0	0	0	0	0	0
Mains and Services Expenses - Warehouse Loading Charge 8740-02004	444	818	329	336	381	291	249	0	0	0	0	0	0	0
Odorization - Non-Inventory Supplies 8711-02005	625	420	0	0	0	1,286	-	0	0	0	0	0	0	0
Mains and Services Expenses - Non-Inventory Supplies 8740-02005	9,494	14,265	13,827	9,812	9,780	16,281	12,717	0	0	0	0	0	0	0
Distribution-Measuring and reg - Non-Inventory Supplies 8750-02005	286	1,332	201	4,363	2,022	2,311	1,065	0	0	0	0	0	0	0
Distribution-Measuring and reg - Non-Inventory Supplies 8760-02005	201	-	71	129	-	-	12	0	0	0	0	0	0	0
Distribution-Measuring and reg - Non-Inventory Supplies 8770-02005	19,837	12,219	673	413	736	6,588	2,871	0	0	0	0	0	0	0
Meter and house regulator expe - Non-Inventory Supplies 8780-02005	503	295	542	137	215	86	392	0	0	0	0	0	0	0
Customer installations expense - Non-Inventory Supplies 8790-02005	51	59	184	57	55	243	59	0	0	0	0	0	0	0
Distribution-Other expenses - Non-Inventory Supplies 8800-02005	-	331	69	765	168	375	783	0	0	0	0	0	0	0
Distribution-Rents - Non-Inventory Supplies 8810-02005	74	101	181	85	633	7	-	0	0	0	0	0	0	0
Maintenance of measuring and r - Non-Inventory Supplies 8890-02005	1,589	-	2,798	-	-	-	-	0	0	0	0	0	0	0
Maintenance of measuring and r - Non-Inventory Supplies 8900-02005	1,156	93	0	0	0	0	2,459	0	0	0	0	0	0	0
Maintenance of measuring and r - Non-Inventory Supplies 8910-02005	1,357	2,900	0	0	1,828	-	-	0	0	0	0	0	0	0
Distribution-Maintenance of ot - Non-Inventory Supplies 8940-02005	998	2,057	2,198	1,178	982	862	183	0	0	0	0	0	0	0
Customer accounts-Meter readin - Non-Inventory Supplies 9020-02005	5	240	44	34	8	(24)	41	0	0	0	0	0	0	0
Customer accounts-Customer rec - Non-Inventory Supplies 9030-02005	-	-	(14)	-	-	137	-	0	0	0	0	0	0	0
Wells expenses - Non-Inventory Supplies 8160-02005	1,903	-	283	1,257	290	473	179	0	0	0	0	0	0	0
Lines expenses - Non-Inventory Supplies 8170-02005	76	-	165	-	-	9	156	0	0	0	0	0	0	0
Compressor station expenses - Non-Inventory Supplies 8180-02005	153	337	1,114	444	373	210	77	0	0	0	0	0	0	0
Storage-Measuring and regulati - Non-Inventory Supplies 8200-02005	-	528	0	0	0	0	130	0	0	0	0	0	0	0
Storage-Purification expenses - Non-Inventory Supplies 8210-02005	-	-	0	101	247	122	737	0	0	0	0	0	0	0
Maintenance of compressor stat - Non-Inventory Supplies 8340-02005	-	-	0	21	17	-	-	0	0	0	0	0	0	0
Processing-Maintenance of puri - Non-Inventory Supplies 8360-02005	0	0	0	42	-	2	-	0	0	0	0	0	0	0
Mains expenses - Non-Inventory Supplies 8560-02005	2,217	1,143	2,086	1,444	1,807	2,270	1,188	0	0	0	0	0	0	0
Transmission-Measuring and reg - Non-Inventory Supplies 8570-02005	217	487	793	251	840	593	148	0	0	0	0	0	0	0
Transmission-Maintenance of ma - Non-Inventory Supplies 8630-02005	0	0	0	281	-	-	-	0	0	0	0	0	0	0
Transmission-Maintenance of me - Non-Inventory Supplies 8650-02005	0	0	0	111	95	-	-	0	0	0	0	0	0	0
Distribution-Operation supervi - Non-Inventory Supplies 8700-02005	0	692	2,121	455	472	1,013	1,337	2,146	0	0	0	0	0	0
Distribution-Maintenance of ot - Office Supplies 8840-05010	0	0	0	90	-	-	-	0	0	0	0	0	0	0
Customer accounts-Operation su - Office Supplies 9010-05010	0	0	0	0	0	0	29	0	0	0	0	0	0	0
Customer accounts-Customer rec - Office Supplies 9030-05010	178	361	288	1,122	396	763	585	0	0	0	0	0	0	0
Customer service-Operating inf - Office Supplies 9060-05010	40	-	0	0	0	24	-	0	0	0	0	0	0	0
Sales-Supervision - Office Supplies 9110-05010	18	-	224	-	131	51	-	0	0	0	0	0	0	0
Sales-Advertising expenses - Office Supplies 9130-05010	0	0	0	0	131	-	-	0	0	0	0	0	0	0
A&G-Office supplies & expense - Office Supplies 9210-05010	-	44	0	27	12	6	0	0	0	0	0	0	0	0
A&G-Employee pensions and bene - Office Supplies 9260-05010	0	0	26	-	-	-	-	0	0	0	0	0	0	0
Distribution-Operation supervi - Office Supplies 8700-05010	2,837	3,747	5,517	4,143	4,519	7,498	5,880	0	0	0	0	0	0	0
Mains and Services Expenses - Office Supplies 8740-05010	328	995	974	705	312	1,580	892	0	0	0	0	0	0	0
Meter and house regulator expe - Office Supplies 8760-05010	1,145	1,273	2,355	1,370	966	1,358	1,327	0	0	0	0	0	0	0
Distribution-Other expenses - Office Supplies 8800-05010	9	144	0	0	127	223	296	0	0	0	0	0	0	0
Distribution-Rents - Office Supplies 8810-05010	-	-	0	0	0	1	0	0	0	0	0	0	0	0
Materials & Supplies	62,172	66,889	43,522	39,518	37,741	52,282	40,380	0	0	0	0	0	0	0
Distribution-Operation supervi - Software Maintenance 8700-04201	-	10,368	0	200	-	12	-	0	0	0	0	0	0	0
Storage-Operation supervision - Software Maintenance 8140-04201	0	0	541	-	-	-	-	0	0	0	0	0	0	0
Distribution-Operation supervi - IT Equipment 8700-04212	570	570	3,925	570	570	570	570	0	0	0	0	0	0	0
Information Technologies	570	10,938	4,466	770	570	582	570	0	0	0	0	0	0	0
Distribution-Operation supervi - Monthly Lines and service 8700-05310	9,035	6,099	5,583	5,663	5,064	5,254	5,664	0	0	0	0	0	0	0
Distribution-Operation supervi - Long Distance 8700-05312	90	62	131	335	134	81	50	0	0	0	0	0	0	0
Distribution-Operation supervi - Toll Free Long Distance 8700-05314	4,551	4,725	4,774	5,966	5,999	5,409	5,450	0	0	0	0	0	0	0

View
Type
Company
Cost Center
Kentucky Division - 009DIV

	Fiscal 2012	Fiscal 2012	Fiscal 2013	Fiscal 2013	Fiscal 2013	Fiscal 2013	Fiscal 2013	Fiscal 2013	Fiscal 2013	Fiscal 2013	Fiscal 2013	Fiscal 2013	Fiscal 2013	Fiscal 2013
	August	September	October	November	December	January	February	March	April	May	June	July	August	September
Distribution-Operation supervi - Measurement & Meter Reading 8700-05323	0	372	470	488	182	109	150	291	0	0	0	0	0	0
Meter and house regulator expe - Measurement & Meter Reading 8780-05323	0	0	0	0	491	-	-	0	0	0	0	0	0	0
Distribution-Operation supervi - WAN/LAN/Internet Service 8700-05331	1,437	1,416	1,337	1,150	314	1,730	1,095	0	0	0	0	0	0	0
Distribution-Operation supervi - Cellular, radio, pager charges 8700-05364	21,044	11,480	5,118	5,292	9,945	21,163	24	0	0	0	0	0	0	0
Mains and Services Expenses - Cellular, radio, pager charges 8740-05364	-	-	0	0	0	70	45	0	0	0	0	0	0	0
Distribution-Maintenance of ot - Cellular, radio, pager charges 8940-05364	226	127	0	130	133	265	-	0	0	0	0	0	0	0
Sales-Supervision - Cellular, radio, pager charges 9110-05364	0	0	42	-	-	-	-	0	0	0	0	0	0	0
Distribution-Operation supervi - Cell service for MDT's, PC's, SCADA 8700-05376	9,801	4,749	1,566	3,332	4,620	9,092	227	0	0	0	0	0	0	0
Sales-Supervision - Cell phone equipment and accessories 9110-05377	-	0	0	0	117	-	-	0	0	0	0	0	0	0
Meter and house regulator expe - Cell phone equipment and accessories 8780-05377	11	50	40	42	73	-	29	0	0	0	0	0	0	0
Mains expenses - Cell phone equipment and accessories 8560-05377	-	0	105	-	11	-	-	0	0	0	0	0	0	0
Distribution-Operation supervi - Cell phone equipment and accessories 8700-05377	64	1,225	61	183	101	270	154	0	0	0	0	0	0	0
Mains and Services Expenses - Cell phone equipment and accessories 8740-05377	-	32	148	37	42	-	-	0	0	0	0	0	0	0
Sales-Supervision - Capitalized Telecom Costs 9110-05399	-	-	(23)	-	(65)	-	-	0	0	0	0	0	0	0
Meter and house regulator expe - Capitalized Telecom Costs 8780-05399	(6)	(29)	(22)	(23)	(41)	-	(15)	0	0	0	0	0	0	0
Distribution-Maintenance of ot - Capitalized Telecom Costs 8940-05399	(120)	(73)	0	(72)	(74)	(141)	-	0	0	0	0	0	0	0
Distribution-Operation supervi - Capitalized Telecom Costs 8700-05399	(21,391)	(13,677)	(7,349)	(8,412)	(10,793)	(16,425)	(3,761)	0	0	0	0	0	0	0
Mains and Services Expenses - Capitalized Telecom Costs 8740-05399	-	(18)	(81)	(21)	(24)	(37)	-	0	0	0	0	0	0	0
Telecom	25,144	15,437	11,797	14,400	15,656	23,891	10,228	0	0	0	0	0	0	0
Distribution-Measuring and reg - Required By Law, Safety 8750-04002	0	0	0	0	0	50	-	0	0	0	0	0	0	0
Meter and house regulator expe - Required By Law, Safety 8780-04002	26	-	0	0	0	0	0	0	0	0	0	0	0	0
Sales-Demonstrating and sellin - Promo Other, Misc 9120-04021	-	253	260	55	-	391	229	0	0	0	0	0	0	0
Sales-Supervision - Promo Other, Misc 9110-04021	49	-	0	0	0	0	0	0	0	0	0	0	0	0
Distribution-Measuring and reg - Promo Other, Misc 8750-04021	0	0	0	50	-	-	-	0	0	0	0	0	0	0
Customer service-Operating inf - Community Rel&Trade Shows 8090-04040	-	-	0	0	0	0	303	0	0	0	0	0	0	0
Sales-Supervision - Community Rel&Trade Shows 9110-04040	555	-	23	956	215	340	237	0	0	0	0	0	0	0
Sales-Demonstrating and sellin - Community Rel&Trade Shows 9120-04040	188	670	65	2,036	240	1,967	129	0	0	0	0	0	0	0
Sales-Advertising expenses - Community Rel&Trade Shows 9130-04040	-	-	450	-	-	248	-	0	0	0	0	0	0	0
Sales-Advertising expenses - Advertising 9130-04044	275	220	1,630	823	-	1,738	1,431	0	0	0	0	0	0	0
Customer service-Operating inf - Customer Relations & Assist 9090-04046	598	-	7,841	4,199	14	-	-	0	0	0	0	0	0	0
Sales-Supervision - Customer Relations & Assist 9110-04046	1,278	890	765	27	6	2,049	658	0	0	0	0	0	0	0
Sales-Demonstrating and sellin - Customer Relations & Assist 9120-04046	2,527	10,330	2,671	14,579	18,194	7,491	3,567	0	0	0	0	0	0	0
Distribution-Operation supervi - Customer Relations & Assist 8700-04046	-	-	0	0	0	545	125	0	0	0	0	0	0	0
Marketing	5,596	12,564	13,784	22,725	18,668	14,818	6,679	0	0	0	0	0	0	0
Distribution-Operation supervi - Public Relations 8700-04146	0	0	0	0	0	106	-	0	0	0	0	0	0	0
Mains and Services Expenses - Public Relations 8740-04146	0	0	0	0	20	-	-	0	0	0	0	0	0	0
Meter and house regulator expe - Public Relations 8780-04146	0	0	0	0	20	-	-	0	0	0	0	0	0	0
Distribution-Other expenses - Public Relations 8800-04146	0	0	27	-	-	-	-	0	0	0	0	0	0	0
Directors & Shareholders & PR	-	-	27	-	40	106	-	0	0	0	0	0	0	0
Distribution-Measuring and reg - Membership Fees 8750-05415	0	0	0	0	0	0	300	0	0	0	0	0	0	0
Distribution-Other expenses - Membership Fees 8800-05415	-	-	0	0	0	0	750	0	0	0	0	0	0	0
Customer service-Operating inf - Membership Fees 9090-05415	0	0	0	0	0	0	100	0	0	0	0	0	0	0
Miscellaneous general expenses - Club Dues - Deductible 9302-05417	-	-	0	0	50	-	-	0	0	0	0	0	0	0
Sales-Demonstrating and sellin - Association Dues 9120-07510	-	-	255	-	-	-	-	0	0	0	0	0	0	0
Miscellaneous general expenses - Association Dues 9302-07510	5,375	15	30	826	2,310	13,952	1,570	0	0	0	0	0	0	0
Dues & Donations	5,471	15	285	826	2,380	13,952	2,720	0	0	0	0	0	0	0
Mains expenses - Postage/Delivery Services 8560-05111	-	18	0	0	0	18	-	0	0	0	0	0	0	0
Distribution-Operation supervi - Postage/Delivery Services 8700-05111	302	70	166	623	368	208	154	0	0	0	0	0	0	0
Mains and Services Expenses - Postage/Delivery Services 8740-05111	204	84	103	20	125	511	232	0	0	0	0	0	0	0
Meter and house regulator expe - Postage/Delivery Services 8780-05111	-	5	71	-	-	-	-	0	0	0	0	0	0	0
Distribution-Maintenance super - Postage/Delivery Services 8850-05111	577	164	65	287	218	142	259	0	0	0	0	0	0	0
Customer accounts-Customer rec - Postage/Delivery Services 9030-05111	91	268	171	651	234	1,022	371	0	0	0	0	0	0	0
A&G-Office supplies & expense - Postage/Delivery Services 9210-05111	12	-	0	9	-	-	-	0	0	0	0	0	0	0
A&G-Employee pensions and bene - Postage/Delivery Services 9260-05111	-	-	12	-	-	-	-	0	0	0	0	0	0	0
Print & Postages	1,185	610	587	1,590	954	1,902	1,016	0	0	0	0	0	0	0
Customer accounts-Meter readin - Meals and Entertainment 9020-05411	70	106	58	-	-	7	240	0	0	0	0	0	0	0
Customer accounts-Customer rec - Meals and Entertainment 9030-05411	164	-	0	34	21	106	276	0	0	0	0	0	0	0
Customer service-Operating inf - Meals and Entertainment 9090-05411	-	698	0	232	805	286	97	0	0	0	0	0	0	0
Sales-Supervision - Meals and Entertainment 9110-05411	373	537	253	235	1,041	755	440	0	0	0	0	0	0	0
A&G-Office supplies & expense - Meals and Entertainment 9210-05411	-	151	27	223	504	105	25	0	0	0	0	0	0	0
Mains expenses - Meals and Entertainment 8560-05411	0	0	15	410	679	238	-	0	0	0	0	0	0	0
Distribution-Operation supervi - Meals and Entertainment 8700-05411	4,709	6,417	4,276	5,191	2,553	4,783	6,889	0	0	0	0	0	0	0
Mains and Services Expenses - Meals and Entertainment 8740-05411	341	398	605	280	111	202	641	0	0	0	0	0	0	0
Distribution-Measuring and reg - Meals and Entertainment 8750-05411	-	219	322	179	21	1,887	74	0	0	0	0	0	0	0
Distribution-Measuring and reg - Meals and Entertainment 8770-05411	-	-	21	-	-	-	-	0	0	0	0	0	0	0
Meter and house regulator expe - Meals and Entertainment 8780-05411	143	66	145	23	252	107	-	0	0	0	0	0	0	0
Distribution-Other expenses - Meals and Entertainment 8800-05411	-	-	0	0	0	0	458	0	0	0	0	0	0	0
Distribution-Maintenance super - Meals and Entertainment 8850-05411	0	0	47	25	-	-	-	0	0	0	0	0	0	0
Distribution-Operation supervi - Spousal & Dependent Travel 8700-05412	-	60	56	78	-	-	38	0	0	0	0	0	0	0
Distribution-Maintenance super - Spousal & Dependent Travel 8850-05412	0	0	84	-	-	-	-	0	0	0	0	0	0	0
Customer accounts-Customer rec - Spousal & Dependent Travel 9030-05412	0	0	0	0	20	-	-	0	0	0	0	0	0	0
Sales-Supervision - Spousal & Dependent Travel 9110-05412	-	-	0	2	-	-	-	0	0	0	0	0	0	0
A&G-Office supplies & expense - Transportation 9210-05413	107	143	17	67	-	-	-	0	0	0	0	0	0	0
Distribution-Operation supervi - Transportation 8700-05413	714	1,034	39	434	2,790	2,125	770	0	0	0	0	0	0	0

View
Type
Company
Cost Center
Kentucky Division - 009DIV

	Fiscal 2012 August	Fiscal 2012 September	Fiscal 2013 October	Fiscal 2013 November	Fiscal 2013 December	Fiscal 2013 January	Fiscal 2013 February	Fiscal 2013 March	Fiscal 2013 April	Fiscal 2013 May	Fiscal 2013 June	Fiscal 2013 July	Fiscal 2013 August	Fiscal 2013 September
Mains and Services Expenses - Transportation 8740-05413	-	-	0	0	297	167	-	0	0	0	0	0	0	0
Meter and house regulator expe - Transportation 8780-05413	230	-	0	0	959	105	-	0	0	0	0	0	0	0
Customer accounts-Meter readin - Transportation 9020-05413	0	0	0	0	114	-	925	0	0	0	0	0	0	0
Customer accounts-Customer rec - Transportation 9030-05413	-	-	0	0	887	92	171	0	0	0	0	0	0	0
Customer service-Operating inf - Transportation 9090-05413	748	1,995	0	900	556	730	627	0	0	0	0	0	0	0
Sales-Supervision - Transportation 9110-05413	2,915	3,766	4,432	3,014	2,269	2,280	2,955	0	0	0	0	0	0	0
Customer service-Operating inf - Lodging 9090-05414	-	295	0	260	216	254	345	0	0	0	0	0	0	0
Sales-Supervision - Lodging 9110-05414	526	674	1,161	535	1,161	332	299	0	0	0	0	0	0	0
A&G-Office supplies & expense - Lodging 9210-05414	124	213	197	792	137	-	-	0	0	0	0	0	0	0
Wells expenses - Lodging 8160-05414	0	0	0	813	-	-	-	0	0	0	0	0	0	0
Mains expenses - Lodging 8560-05414	0	0	871	465	2,714	1,130	-	0	0	0	0	0	0	0
Distribution-Operation supervi - Lodging 8700-05414	3,518	4,371	3,091	2,902	631	939	2,676	0	0	0	0	0	0	0
Mains and Services Expenses - Lodging 8740-05414	143	1,350	564	1,248	53	368	934	0	0	0	0	0	0	0
Distribution-Measuring and reg - Lodging 8750-05414	-	-	1,037	-	124	-	-	0	0	0	0	0	0	0
Meter and house regulator expe - Lodging 8780-05414	-	-	429	-	628	-	-	0	0	0	0	0	0	0
Customer accounts-Meter readin - Lodging 9020-05414	-	-	483	-	-	-	559	0	0	0	0	0	0	0
A&G-Office supplies & expense - Misc Employee Expense 9210-05419	0	0	0	139	-	-	-	0	0	0	0	0	0	0
A&G-Employee pensions and bene - Misc Employee Expense 9260-05419	559	-	0	0	39	-	-	0	0	0	0	0	0	0
Mains expenses - Misc Employee Expense 8560-05419	-	-	140	-	58	-	-	0	0	0	0	0	0	0
Distribution-Operation supervi - Misc Employee Expense 8700-05419	-	294	171	13,140	2,738	778	162	0	0	0	0	0	0	0
Mains and Services Expenses - Misc Employee Expense 8740-05419	118	58	0	274	-	120	121	0	0	0	0	0	0	0
Travel & Entertainment	15,546	24,604	18,605	31,843	22,468	17,926	19,521	0	0	0	0	0	0	0
Distribution-Operation supervi - Employee Development 8700-05420	-	-	0	0	0	-	150	0	0	0	0	0	0	0
Sales-Supervision - Employee Development 8110-05420	655	-	49	-	-	-	-	0	0	0	0	0	0	0
Distribution-Operation supervi - Training 8740-05421	-	0	0	0	0	0	150	0	0	0	0	0	0	0
Mains and Services Expenses - Training 8740-05421	-	545	0	155	-	-	212	0	0	0	0	0	0	0
Distribution-Measuring and reg - Training 8750-05421	0	0	0	0	0	0	150	0	0	0	0	0	0	0
A&G-Office supplies & expense - Training 9210-05421	-	4	0	-	53	-	-	0	0	0	0	0	0	0
Distribution-Operation supervi - Safety Training 8700-05426	-	-	1,000	-	-	-	-	0	0	0	0	0	0	0
Mains and Services Expenses - Safety Training 8740-05426	-	-	0	0	0	0	15	0	0	0	0	0	0	0
Distribution-Other expenses - Technical (Job Skills) Training 8800-05427	0	0	0	0	0	0	150	0	0	0	0	0	0	0
A&G-Employee pensions and bene - Technical (Job Skills) Training 9260-05427	37	20	28	-	-	-	150	0	0	0	0	0	0	0
Training	742	796	1,077	155	53	-	977	0	0	0	0	0	0	0
A&G-Injuries & damages - Settlement 9250-05418	514	700,000	1,278	1,485	3,336	170	-	0	0	0	0	0	0	0
A&G-Outside services employed - Gas Supplies Services 9230-05430	3,609	3,600	4,801	4,801	4,801	4,801	4,801	0	0	0	0	0	0	0
Wells expenses - Contract Labor 8160-06111	0	0	6,919	18,838	11,200	-	195	0	0	0	0	0	0	0
Compressor station expenses - Contract Labor 8180-06111	-	236	0	0	0	330	-	0	0	0	0	0	0	0
Storage-Purification expenses - Contract Labor 8210-06111	0	0	0	0	0	0	225	0	0	0	0	0	0	0
Storage-Maintenance of structu - Contract Labor 8310-06111	0	0	0	0	0	1,685	-	0	0	0	0	0	0	0
Mains expenses - Contract Labor 8560-06111	1,598	1,598	1,598	1,200	113,279	4,077	2,227	0	0	0	0	0	0	0
Transmission-Measuring and reg - Contract Labor 8570-06111	1,493	90	0	0	255	-	-	0	0	0	0	0	0	0
Transmission-Maintenance of ma - Contract Labor 8630-06111	-	-	0	0	1,485	-	-	0	0	0	0	0	0	0
Distribution-Operation supervi - Contract Labor 8700-06111	-	-	0	0	40,000	65	-	0	0	0	0	0	0	0
Mains and Services Expenses - Contract Labor 8740-06111	44,463	58,308	33,169	35,253	28,098	24,007	30,412	0	0	0	0	0	0	0
Distribution-Measuring and reg - Contract Labor 8770-06111	0	3,680	0	0	0	0	0	0	0	0	0	0	0	0
Distribution-Maint of mains - Contract Labor 8870-06111	-	24,963	0	0	0	0	0	0	0	0	0	0	0	0
Customer accounts-Meter readin - Contract Labor 9020-06111	69,534	89,928	78,988	86,916	70,526	93,703	74,805	0	0	0	0	0	0	0
A&G-Employee pensions and bene - Contract Labor 9260-06111	-	-	11,957	66	-	22	-	0	0	0	0	0	0	0
A&G-Regulatory commission expe - Contract Labor 9280-06111	0	0	0	0	0	0	7,051	0	0	0	0	0	0	0
Customer accounts-Customer rec - Collection Fees 9030-08112	137	(27)	37	242	1	302	-	0	0	0	0	0	0	0
A&G-Outside services employed - Legal 9230-08121	19,866	23,413	7,772	17,759	13,775	5,021	5,483	0	0	0	0	0	0	0
Outside Services	141,216	905,787	146,501	165,660	284,736	134,182	125,198	0	0	0	0	0	0	0
Customer accounts-Uncollectibl - Cust Uncol Acct-Write Off 9040-08927	15,288	63,978	21,587	25,207	34,035	38,921	32,234	0	0	0	0	0	0	0
Provision for Bad Debt	15,288	63,978	21,587	25,207	34,035	38,921	32,234	0	0	0	0	0	0	0
Customer accounts-Meter readin - Misc General Expense 9020-07590	801	967	0	0	13	-	-	0	0	0	0	0	0	0
Customer service-Operating inf - Misc General Expense 9090-07590	-	-	497	-	-	-	-	0	0	0	0	0	0	0
A&G-Office supplies & expense - Misc General Expense 9210-07590	0	0	0	0	0	9	-	0	0	0	0	0	0	0
A&G-Employee pensions and bene - Misc General Expense 9260-07590	-	-	0	0	0	767	-	0	0	0	0	0	0	0
A&G-Franchise requirements - Misc General Expense 9270-07590	1,459	-	67	123	690	335	1,029	0	0	0	0	0	0	0
A&G-Regulatory commission expe - Misc General Expense 9280-07590	15,275	15,275	15,275	15,275	15,275	15,275	15,275	0	0	0	0	0	0	0
Storage-Operation supervision - Misc General Expense 8140-07590	(299)	(841)	(270)	(299)	(279)	(279)	(279)	0	0	0	0	0	0	0
Wells expenses - Misc General Expense 8160-07590	(398)	(3,670)	(298)	(398)	(318)	(318)	(318)	0	0	0	0	0	0	0
Storage well royalties - Misc General Expense 8250-07590	6	6	16	61	123	159	192	0	0	0	0	0	0	0
Distribution-Operation supervi - Misc General Expense 8700-07590	827	707	621	78	286	1,116	238	0	0	0	0	0	0	0
Mains and Services Expenses - Misc General Expense 8740-07590	7	895	537	198	70	859	13,127	0	0	0	0	0	0	0
Distribution-Measuring and reg - Misc General Expense 8750-07590	0	0	0	0	0	0	50	0	0	0	0	0	0	0
A&G-Office supplies & expense - Vendor Comp Sales Tax 9210-07592	(1,905)	(1,189)	(1,298)	(1,347)	(1,483)	(1,457)	(1,500)	0	0	0	0	0	0	0
Distribution-Operation supervi - Reimbursements 8700-09811	-	-	(916)	-	-	(2,142)	-	0	0	0	0	0	0	0
Miscellaneous	15,574	11,719	14,230	13,693	14,379	14,324	27,816	0	0	0	0	0	0	0
Total O&M Expenses Before Allocations	1,002,997	1,746,288	1,094,961	1,069,085	1,200,673	1,219,694	1,064,483	0	0	0	0	0	0	0

View
Type
Company
Cost Center
Kentucky Division - 008DFV

	Budget 2013 March	Budget 2013 April	Budget 2013 May	Budget 2013 June	Budget 2013 July	Budget 2013 August	Budget 2013 September
Distribution-Maint of mains - Non-project Labor 8870-01000	0	0	0	0	0	0	0
Maintenance of services - Non-project Labor 8920-01000	0	0	0	0	0	0	0
Maintenance of meters and hous - Non-project Labor 8930-01000	0	0	0	0	0	0	0
Customer accounts-Meter readin - Non-project Labor 9020-01000	0	0	0	0	0	0	0
Customer accounts-Customer rec - Non-project Labor 9030-01000	0	0	0	0	0	0	0
Customer service-Operating inf - Non-project Labor 9090-01000	0	0	0	0	0	0	0
Sales-Supervision - Non-project Labor 9110-01000	0	0	0	0	0	0	0
A&G-Administrative & general s - Non-project Labor 9200-01000	0	0	0	0	0	0	0
Wells expenses - Non-project Labor 8160-01000	0	0	0	0	0	0	0
Lines expenses - Non-project Labor 8170-01000	0	0	0	0	0	0	0
Compressor station expenses - Non-project Labor 8180-01000	0	0	0	0	0	0	0
Storage-Measuring and regulati - Non-project Labor 8200-01000	0	0	0	0	0	0	0
Storage-Purification expenses - Non-project Labor 8210-01000	0	0	0	0	0	0	0
Maintenance of compressor stat - Non-project Labor 8340-01000	0	0	0	0	0	0	0
Processing-Maintenance of puri - Non-project Labor 8360-01000	0	0	0	0	0	0	0
Mains expenses - Non-project Labor 8560-01000	0	0	0	0	0	0	0
Transmission-Measuring and reg - Non-project Labor 8570-01000	0	0	0	0	0	0	0
Transmission-Maintenance of ma - Non-project Labor 8630-01000	0	0	0	0	0	0	0
Transmission-Maintenance of me - Non-project Labor 8650-01000	0	0	0	0	0	0	0
Distribution-Operation supervi - Non-project Labor 8700-01000	0	0	0	0	0	0	0
Mains and Services Expenses - Non-project Labor 8740-01000	0	0	0	0	0	0	0
Distribution-Measuring and reg - Non-project Labor 8750-01000	0	0	0	0	0	0	0
Distribution-Measuring and reg - Non-project Labor 8760-01000	0	0	0	0	0	0	0
Distribution-Measuring and reg - Non-project Labor 8770-01000	0	0	0	0	0	0	0
Meter and house regulator expe - Non-project Labor 8790-01000	0	0	0	0	0	0	0
Customer installations expense - Non-project Labor 8790-01000	0	0	0	0	0	0	0
Distribution-Other expenses - Non-project Labor 8800-01000	0	0	0	0	0	0	0
Distribution-Operation supervi - Capital Labor 8700-01001	0	0	0	0	0	0	0
Distribution-Operation supervi - Capital Labor Contra 8700-01002	0	0	0	0	0	0	0
Mains expenses - O&M Project Labor and Contra 8560-01006	0	0	0	0	0	0	0
Distribution-Operation supervi - O&M Project Labor and Contra 8700-01006	0	0	0	0	0	0	0
Wells expenses - Expense Labor Accrual 8160-01008	0	0	0	0	0	0	0
Lines expenses - Expense Labor Accrual 8170-01008	0	0	0	0	0	0	0
Compressor station expenses - Expense Labor Accrual 8180-01008	0	0	0	0	0	0	0
Storage-Measuring and regulati - Expense Labor Accrual 8200-01008	0	0	0	0	0	0	0
Storage-Purification expenses - Expense Labor Accrual 8210-01008	0	0	0	0	0	0	0
Maintenance of compressor stat - Expense Labor Accrual 8340-01008	0	0	0	0	0	0	0
Processing-Maintenance of puri - Expense Labor Accrual 8360-01008	0	0	0	0	0	0	0
Mains expenses - Expense Labor Accrual 8560-01008	0	0	0	0	0	0	0
Transmission-Measuring and reg - Expense Labor Accrual 8570-01008	0	0	0	0	0	0	0
Transmission-Maintenance of ma - Expense Labor Accrual 8630-01008	0	0	0	0	0	0	0
Transmission-Maintenance of me - Expense Labor Accrual 8650-01008	0	0	0	0	0	0	0
Distribution-Operation supervi - Expense Labor Accrual 8700-01008	0	0	0	0	0	0	0
Mains and Services Expenses - Expense Labor Accrual 8740-01008	0	0	0	0	0	0	0
Distribution-Measuring and reg - Expense Labor Accrual 8750-01008	0	0	0	0	0	0	0
Distribution-Measuring and reg - Expense Labor Accrual 8760-01008	0	0	0	0	0	0	0
Distribution-Measuring and reg - Expense Labor Accrual 8770-01008	0	0	0	0	0	0	0
Meter and house regulator expe - Expense Labor Accrual 8790-01008	0	0	0	0	0	0	0
Customer installations expense - Expense Labor Accrual 8790-01008	0	0	0	0	0	0	0
Distribution-Other expenses - Expense Labor Accrual 8800-01008	0	0	0	0	0	0	0
Distribution-Maint of mains - Expense Labor Accrual 8870-01008	0	0	0	0	0	0	0
Maintenance of services - Expense Labor Accrual 8920-01008	0	0	0	0	0	0	0
Maintenance of meters and hous - Expense Labor Accrual 8930-01008	0	0	0	0	0	0	0
Customer accounts-Operation su - Expense Labor Accrual 9010-01008	0	0	0	0	0	0	0
Customer accounts-Meter readin - Expense Labor Accrual 9020-01008	0	0	0	0	0	0	0
Customer accounts-Customer rec - Expense Labor Accrual 9030-01008	0	0	0	0	0	0	0
Customer service-Operating inf - Expense Labor Accrual 9090-01008	0	0	0	0	0	0	0
Sales-Supervision - Expense Labor Accrual 9110-01008	0	0	0	0	0	0	0
A&G-Administrative & general s - Expense Labor Accrual 9200-01008	0	0	0	0	0	0	0
Distribution-Operation supervi - Capital Labor Transfer In 8700-01011	0	0	0	0	0	0	0
Distribution-Operation supervi - Capital Labor Transfer Out 8700-01012	0	0	0	0	0	0	0
Distribution-Operation supervi - Expense Labor Transfer In 8700-01013	0	0	0	0	0	0	0
Mains expenses - Expense Labor Transfer In 8560-01013	0	0	0	0	0	0	0
Distribution-Operation supervi - Expense Labor Transfer Out 8700-01014	0	0	0	0	0	0	0
Mains expenses - Expense Labor Transfer Out 8560-01014	0	0	0	0	0	0	0
Labor	427,382	437,607	462,309	401,383	459,568	438,346	425,346
A&G-Employee pensions and bene - Uniforms 9260-07443	0	0	0	0	0	0	0
Meter and house regulator expe - Uniforms 8780-07443	0	0	0	0	0	0	0
Customer accounts-Meter readin - Uniforms 9020-07443	0	0	0	0	0	0	0
Mains expenses - Uniforms 8560-07443	0	0	0	0	0	0	0
Distribution-Operation supervi - Uniforms 8700-07443	0	0	0	0	0	0	0
Mains and Services Expenses - Uniforms 8740-07443	0	0	0	0	0	0	0
Mains expenses - Uniforms Capitalized 8560-07444	0	0	0	0	0	0	0
Distribution-Operation supervi - Uniforms Capitalized 8700-07444	0	0	0	0	0	0	0
Mains and Services Expenses - Uniforms Capitalized 8740-07444	0	0	0	0	0	0	0
Meter and house regulator expe - Uniforms Capitalized 8780-07444	0	0	0	0	0	0	0
Customer accounts-Meter readin - Uniforms Capitalized 9020-07444	0	0	0	0	0	0	0

View
Type
Company
Cost Center
Kentucky Division - 009DIV

	Budget 2013 March	Budget 2013 April	Budget 2013 May	Budget 2013 June	Budget 2013 July	Budget 2013 August	Budget 2013 September
A&G-Employee pensions and bene - Uniforms Capitalized 9260-07444	0	0	0	0	0	0	0
A&G-Office supplies & expense - Misc Employee Welfare Exp 9210-07499	0	0	0	0	0	0	0
A&G-Injuries & damages - Misc Employee Welfare Exp 9250-07499	0	0	0	0	0	0	0
A&G-Employee pensions and bene - Misc Employee Welfare Exp 9260-07499	0	0	0	0	0	0	0
Distribution-Operation supervi - Misc Employee Welfare Exp 8700-07499	0	0	0	0	0	0	0
Mains and Services Expenses - Misc Employee Welfare Exp 8740-07499	0	0	0	0	0	0	0
Meter and house regulator expe - Misc Employee Welfare Exp 8780-07499	0	0	0	0	0	0	0
Distribution-Other expenses - Misc Employee Welfare Exp 8800-07499	0	0	0	0	0	0	0
Customer accounts-Meter readin - Misc Employee Welfare Exp 9020-07499	0	0	0	0	0	0	0
Customer accounts-Customer rec - Misc Employee Welfare Exp 9030-07499	0	0	0	0	0	0	0
Employee Welfare	7,850	7,855	7,885	7,637	7,520	7,601	7,605
A&G-Employee pensions and bene - Pension Benefits Load 9260-01202	0	0	0	0	0	0	0
A&G-Employee pensions and bene - FAS106 Benefits Load 9260-01203	0	0	0	0	0	0	0
A&G-Employee pensions and bene - Medical Benefits Load 9260-01251	0	0	0	0	0	0	0
A&G-Employee pensions and bene - Medical Benefits Load Projects 9260-01253	0	0	0	0	0	0	0
A&G-Employee pensions and bene - Empr ESOP Benefits Load 9260-01257	0	0	0	0	0	0	0
A&G-Employee pensions and bene - Empr ESOP Benefits Load Projects 9260-01259	0	0	0	0	0	0	0
A&G-Employee pensions and bene - Emp HSA Benefits Load 9260-01260	0	0	0	0	0	0	0
A&G-Employee pensions and bene - Emp HSA Benefits Load Projects 9260-01262	0	0	0	0	0	0	0
A&G-Employee pensions and bene - RSP FACC Benefits Load 9260-01263	0	0	0	0	0	0	0
A&G-Employee pensions and bene - RSP FACC Benefits Load Projects 9260-01265	0	0	0	0	0	0	0
A&G-Employee pensions and bene - Basic Life Benefits Load 9260-01266	0	0	0	0	0	0	0
A&G-Employee pensions and bene - Basic Life Benefits Load Projects 9260-01268	0	0	0	0	0	0	0
A&G-Employee pensions and bene - LTD Benefits Load 9260-01269	0	0	0	0	0	0	0
A&G-Employee pensions and bene - LTD Benefits Load Projects 9260-01271	0	0	0	0	0	0	0
A&G-Employee pensions and bene - Pension Benefits Load Projects 9260-01291	0	0	0	0	0	0	0
A&G-Employee pensions and bene - FAS106 Benefits Load Projects 9260-01292	0	0	0	0	0	0	0
A&G-Injuries & damages - Workers Comp Benefits Load Projects 9250-01293	0	0	0	0	0	0	0
Benefits	253,208	259,135	273,889	237,558	272,024	259,426	251,821
A&G-Property insurance - Blueflame Property Insurance 9240-04089	0	0	0	0	0	0	0
A&G-Office supplies & expense - Insurance-Other 9210-04070	0	0	0	0	0	0	0
A&G-Property insurance - Insurance Capitalized 9240-04072	0	0	0	0	0	0	0
Mains and Services Expenses - Damages 8740-07111	0	0	0	0	0	0	0
Mains and Services Expenses - Environmental & Safety 8740-07120	0	0	0	0	0	0	0
Insurance	984	984	984	984	984	984	988
Storage well royalties - Building Lease/Rents Capitalized 8250-04580	0	0	0	0	0	0	0
Distribution-Rents - Building Lease/Rents Capitalized 8610-04580	0	0	0	0	0	0	0
Storage well royalties - Building Lease/Rents 8250-04581	0	0	0	0	0	0	0
Distribution-Rents - Building Lease/Rents 8610-04581	0	0	0	0	0	0	0
A&G-Rents - Building Lease/Rents 8310-04581	0	0	0	0	0	0	0
Customer service-Operating inf - Building Maintenance 9090-04582	0	0	0	0	0	0	0
Storage-Maintenance of structu - Building Maintenance 8310-04582	0	0	0	0	0	0	0
Distribution-Operation supervi - Building Maintenance 8700-04582	0	0	0	0	0	0	0
Mains and Services Expenses - Building Maintenance 8740-04582	0	0	0	0	0	0	0
Distribution-Measuring and reg - Building Maintenance 8750-04582	0	0	0	0	0	0	0
Distribution-Measuring and reg - Building Maintenance 8770-04582	0	0	0	0	0	0	0
Meter and house regulator expe - Building Maintenance 8780-04582	0	0	0	0	0	0	0
Distribution-Other expenses - Building Maintenance 8800-04582	0	0	0	0	0	0	0
Distribution-Rents - Building Maintenance 8610-04582	0	0	0	0	0	0	0
Distribution-Maintenance of st - Building Maintenance 8800-04582	0	0	0	0	0	0	0
Customer accounts-Customer rec - Building Maintenance 9030-04582	0	0	0	0	0	0	0
Lines expenses - Utilities 8170-04590	0	0	0	0	0	0	0
Compressor station expenses - Utilities 8180-04590	0	0	0	0	0	0	0
Compressor station fuel and po - Utilities 8190-04590	0	0	0	0	0	0	0
Storage-Measuring and regulati - Utilities 8200-04590	0	0	0	0	0	0	0
Storage-Purification expenses - Utilities 8210-04590	0	0	0	0	0	0	0
Storage-Other expenses - Utilities 8240-04590	0	0	0	0	0	0	0
Storage well royalties - Utilities 8250-04590	0	0	0	0	0	0	0
Customer accounts-Customer rec - Utilities 9030-04590	0	0	0	0	0	0	0
Distribution load dispatching - Utilities 8710-04590	0	0	0	0	0	0	0
Mains and Services Expenses - Utilities 8740-04590	0	0	0	0	0	0	0
Distribution-Measuring and reg - Utilities 8750-04590	0	0	0	0	0	0	0
Distribution-Measuring and reg - Utilities 8770-04590	0	0	0	0	0	0	0
Meter and house regulator expe - Utilities 8780-04590	0	0	0	0	0	0	0
Distribution-Rents - Utilities 8610-04590	0	0	0	0	0	0	0
Mains expenses - Utilities 8560-04590	0	0	0	0	0	0	0
Transmission-Measuring and reg - Utilities 8570-04590	0	0	0	0	0	0	0
Distribution-Operation supervi - Utilities 8700-04590	0	0	0	0	0	0	0
Compressor station expenses - Capitalized Utility Costs 8180-04599	0	0	0	0	0	0	0
Distribution-Operation supervi - Capitalized Utility Costs 8700-04599	0	0	0	0	0	0	0
Distribution-Other expenses - Capitalized Utility Costs 8800-04599	0	0	0	0	0	0	0
Distribution-Rents - Capitalized Utility Costs 8610-04599	0	0	0	0	0	0	0
Mains expenses - Capitalized Utility Costs 8560-04599	0	0	0	0	0	0	0
Rent, Maint., & Utilities	51,725	51,600	51,609	51,769	51,591	51,629	51,731
Mains and Services Expenses - Vehicle Lease Payments 8740-03002	0	0	0	0	0	0	0

View
Type
Company
Cost Center
Kentucky Division - 009DIV

	Budget 2013 March	Budget 2013 April	Budget 2013 May	Budget 2013 June	Budget 2013 July	Budget 2013 August	Budget 2013 September
Mains expenses - Capitalized transportation costs 8560-03003	0	0	0	0	0	0	0
Distribution-Operation supervi - Capitalized transportation costs 8700-03003	0	0	0	0	0	0	0
Mains and Services Expenses - Capitalized transportation costs 8740-03003	0	0	0	0	0	0	0
Distribution-Measuring and reg - Capitalized transportation costs 8750-03003	0	0	0	0	0	0	0
Meter and house regulator expe - Capitalized transportation costs 8780-03003	0	0	0	0	0	0	0
Customer accounts-Meter readin - Capitalized transportation costs 9020-03003	0	0	0	0	0	0	0
Mains expenses - Vehicle Expense 8560-03004	0	0	0	0	0	0	0
Distribution-Operation supervi - Vehicle Expense 8700-03004	0	0	0	0	0	0	0
Mains and Services Expenses - Vehicle Expense 8740-03004	0	0	0	0	0	0	0
Distribution-Measuring and reg - Vehicle Expense 8750-03004	0	0	0	0	0	0	0
Meter and house regulator expe - Vehicle Expense 8780-03004	0	0	0	0	0	0	0
Customer accounts-Meter readin - Vehicle Expense 9020-03004	0	0	0	0	0	0	0
Mains and Services Expenses - Equipment Lease 8740-04301	0	0	0	0	0	0	0
Mains and Services Expenses - Heavy Equipment 8740-04302	0	0	0	0	0	0	0
Meter and house regulator expe - Heavy Equipment 8780-04302	0	0	0	0	0	0	0
Mains expenses - Heavy Equipment 8560-04302	0	0	0	0	0	0	0
Transmission-Maintenance of ma - Heavy Equipment 8530-04302	0	0	0	0	0	0	0
Distribution-Operation supervi - Heavy Equipment 8700-04302	0	0	0	0	0	0	0
Mains expenses - Heavy Equipment Capitalized 8560-04307	0	0	0	0	0	0	0
Transmission-Maintenance of ma - Heavy Equipment Capitalized 8530-04307	0	0	0	0	0	0	0
Distribution-Operation supervi - Heavy Equipment Capitalized 8700-04307	0	0	0	0	0	0	0
Mains and Services Expenses - Heavy Equipment Capitalized 8740-04307	0	0	0	0	0	0	0
Meter and house regulator expe - Heavy Equipment Capitalized 8780-04307	0	0	0	0	0	0	0
Vehicles & Equip	92,868	86,109	86,018	86,275	86,030	86,108	86,169
Mains expenses - Inventory Materials 8560-02001	0	0	0	0	0	0	0
Mains and Services Expenses - Inventory Materials 8740-02001	0	0	0	0	0	0	0
Mains expenses - Warehouse Loading Charge 8560-02004	0	0	0	0	0	0	0
Mains and Services Expenses - Warehouse Loading Charge 8740-02004	0	0	0	0	0	0	0
Oderization - Non-Inventory Supplies 8711-02005	0	0	0	0	0	0	0
Mains and Services Expenses - Non-Inventory Supplies 8740-02005	0	0	0	0	0	0	0
Distribution-Measuring and reg - Non-Inventory Supplies 8750-02005	0	0	0	0	0	0	0
Distribution-Measuring and reg - Non-Inventory Supplies 8760-02005	0	0	0	0	0	0	0
Distribution-Measuring and reg - Non-Inventory Supplies 8770-02005	0	0	0	0	0	0	0
Meter and house regulator expe - Non-Inventory Supplies 8780-02005	0	0	0	0	0	0	0
Customer installations expense - Non-Inventory Supplies 8790-02005	0	0	0	0	0	0	0
Distribution-Other expenses - Non-Inventory Supplies 8800-02005	0	0	0	0	0	0	0
Distribution-Rents - Non-Inventory Supplies 8810-02005	0	0	0	0	0	0	0
Maintenance of measuring and r - Non-Inventory Supplies 8890-02005	0	0	0	0	0	0	0
Maintenance of measuring and r - Non-Inventory Supplies 8900-02005	0	0	0	0	0	0	0
Maintenance of measuring and r - Non-Inventory Supplies 8910-02005	0	0	0	0	0	0	0
Distribution-Maintenance of ot - Non-Inventory Supplies 8940-02005	0	0	0	0	0	0	0
Customer accounts-Meter readin - Non-Inventory Supplies 9020-02005	0	0	0	0	0	0	0
Customer accounts-Customer rec - Non-Inventory Supplies 9030-02005	0	0	0	0	0	0	0
Wells expenses - Non-Inventory Supplies 8180-02005	0	0	0	0	0	0	0
Lines expenses - Non-Inventory Supplies 8170-02005	0	0	0	0	0	0	0
Compressor station expenses - Non-Inventory Supplies 8180-02005	0	0	0	0	0	0	0
Storage-Measuring and regulati - Non-Inventory Supplies 8200-02005	0	0	0	0	0	0	0
Storage-Purification expenses - Non-Inventory Supplies 8210-02005	0	0	0	0	0	0	0
Maintenance of compressor stat - Non-Inventory Supplies 8240-02005	0	0	0	0	0	0	0
Processing-Maintenance of puri - Non-Inventory Supplies 8360-02005	0	0	0	0	0	0	0
Mains expenses - Non-Inventory Supplies 8560-02005	0	0	0	0	0	0	0
Transmission-Measuring and reg - Non-Inventory Supplies 8570-02005	0	0	0	0	0	0	0
Transmission-Maintenance of ma - Non-Inventory Supplies 8630-02005	0	0	0	0	0	0	0
Transmission-Maintenance of me - Non-Inventory Supplies 8650-02005	0	0	0	0	0	0	0
Distribution-Operation supervi - Non-Inventory Supplies 8700-02005	0	0	0	0	0	0	0
Distribution-Maintenance of ot - Office Supplies 8940-05010	0	0	0	0	0	0	0
Customer accounts-Operation su - Office Supplies 9010-05010	0	0	0	0	0	0	0
Customer accounts-Customer rec - Office Supplies 9030-05010	0	0	0	0	0	0	0
Customer service-Operating inf - Office Supplies 9090-05010	0	0	0	0	0	0	0
Sales-Supervision - Office Supplies 9110-05010	0	0	0	0	0	0	0
Sales-Advertising expenses - Office Supplies 9130-05010	0	0	0	0	0	0	0
A&G-Office supplies & expense - Office Supplies 9210-05010	0	0	0	0	0	0	0
A&G-Employee pensions and bene - Office Supplies 9280-05010	0	0	0	0	0	0	0
Distribution-Operation supervi - Office Supplies 8700-05010	0	0	0	0	0	0	0
Mains and Services Expenses - Office Supplies 8740-05010	0	0	0	0	0	0	0
Meter and house regulator expe - Office Supplies 8780-05010	0	0	0	0	0	0	0
Distribution-Other expenses - Office Supplies 8800-05010	0	0	0	0	0	0	0
Distribution-Rents - Office Supplies 8810-05010	0	0	0	0	0	0	0
Materials & Supplies	45,484	45,464	45,464	45,484	45,464	45,464	45,413
Distribution-Operation supervi - Software Maintenance 8700-04201	0	0	0	0	0	0	0
Storage-Operation supervision - Software Maintenance 8140-04201	0	0	0	0	0	0	0
Distribution-Operation supervi - IT Equipment 8700-04212	0	0	0	0	0	0	0
Information Technologies	269	269	269	269	269	269	261
Distribution-Operation supervi - Monthly Lines and service 8700-05310	0	0	0	0	0	0	0
Distribution-Operation supervi - Long Distance 8700-05312	0	0	0	0	0	0	0
Distribution-Operation supervi - Toll Free Long Distance 8700-05314	0	0	0	0	0	0	0

View
Type
Company
Cost Center
Kentucky Division - 009DIV

	Budget 2013 March	Budget 2013 April	Budget 2013 May	Budget 2013 June	Budget 2013 July	Budget 2013 August	Budget 2013 September
Distribution-Operation supervi - Measurement & Meter Reading 8700-05323	0	0	0	0	0	0	0
Meter and house regulator expe - Measurement & Meter Reading 8780-05323	0	0	0	0	0	0	0
Distribution-Operation supervi - WAN/LAN/Internet Service 8700-05321	0	0	0	0	0	0	0
Distribution-Operation supervi - Cellular, radio, pager charges 8700-05364	0	0	0	0	0	0	0
Mains and Services Expenses - Cellular, radio, pager charges 8740-05364	0	0	0	0	0	0	0
Distribution-Maintenance of ot - Cellular, radio, pager charges 8940-05364	0	0	0	0	0	0	0
Sales-Supervision - Cellular, radio, pager charges 9110-05364	0	0	0	0	0	0	0
Distribution-Operation supervi - Cell service for MDTs, PC's, SCADA 8700-05376	0	0	0	0	0	0	0
Sales-Supervision - Cell phone equipment and accessories 9110-05377	0	0	0	0	0	0	0
Meter and house regulator expe - Cell phone equipment and accessories 8780-05377	0	0	0	0	0	0	0
Mains expenses - Cell phone equipment and accessories 8560-05377	0	0	0	0	0	0	0
Distribution-Operation supervi - Cell phone equipment and accessories 8700-05377	0	0	0	0	0	0	0
Mains and Services Expenses - Cell phone equipment and accessories 8740-05377	0	0	0	0	0	0	0
Sales-Supervision - Capitalized Telecom Costs 9110-05399	0	0	0	0	0	0	0
Meter and house regulator expe - Capitalized Telecom Costs 8780-05399	0	0	0	0	0	0	0
Distribution-Maintenance of ot - Capitalized Telecom Costs 8940-05399	0	0	0	0	0	0	0
Distribution-Operation supervi - Capitalized Telecom Costs 8700-05399	0	0	0	0	0	0	0
Mains and Services Expenses - Capitalized Telecom Costs 8740-05399	0	0	0	0	0	0	0
Telecom	12,488	11,312	10,169	9,928	9,441	9,364	9,316
Distribution-Measuring and reg - Required By Law, Safety 8750-04002	0	0	0	0	0	0	0
Meter and house regulator expe - Required By Law, Safety 8780-04002	0	0	0	0	0	0	0
Sales-Demonstrating and sellin - Promo Other, Misc 9120-04021	0	0	0	0	0	0	0
Sales-Supervision - Promo Other, Misc 9110-04021	0	0	0	0	0	0	0
Distribution-Measuring and reg - Promo Other, Misc 8750-04021	0	0	0	0	0	0	0
Customer service-Operating inf - Community Rel&Trade Shows 9090-04040	0	0	0	0	0	0	0
Sales-Supervision - Community Rel&Trade Shows 9110-04040	0	0	0	0	0	0	0
Sales-Demonstrating and sellin - Community Rel&Trade Shows 9120-04040	0	0	0	0	0	0	0
Sales-Advertising expenses - Community Rel&Trade Shows 9130-04040	0	0	0	0	0	0	0
Sales-Advertising expenses - Advertising 9130-04044	0	0	0	0	0	0	0
Customer service-Operating inf - Customer Relations & Assist 9090-04046	0	0	0	0	0	0	0
Sales-Supervision - Customer Relations & Assist 9110-04046	0	0	0	0	0	0	0
Sales-Demonstrating and sellin - Customer Relations & Assist 9120-04046	0	0	0	0	0	0	0
Distribution-Operation supervi - Customer Relations & Assist 8700-04046	0	0	0	0	0	0	0
Marketing	6,522	6,622	6,622	6,622	6,622	6,622	6,618
Distribution-Operation supervi - Public Relations 8700-04146	0	0	0	0	0	0	0
Mains and Services Expenses - Public Relations 8740-04146	0	0	0	0	0	0	0
Meter and house regulator expe - Public Relations 8780-04146	0	0	0	0	0	0	0
Distribution-Other expenses - Public Relations 8800-04146	0	0	0	0	0	0	0
Directors & Shareholders &PR	0	0	0	0	0	0	0
Distribution-Measuring and reg - Membership Fees 8750-05415	0	0	0	0	0	0	0
Distribution-Other expenses - Membership Fees 8800-05415	0	0	0	0	0	0	0
Customer service-Operating inf - Membership Fees 9090-05415	0	0	0	0	0	0	0
Miscellaneous general expenses - Club Dues - Deductible 9302-05417	0	0	0	0	0	0	0
Sales-Demonstrating and sellin - Association Dues 9120-07510	0	0	0	0	0	0	0
Miscellaneous general expenses - Association Dues 9302-07510	0	0	0	0	0	0	0
Dues & Donations	9,435	2,435	1,835	1,835	1,835	2,015	1,823
Mains expenses - Postage/Delivery Services 8560-05111	0	0	0	0	0	0	0
Distribution-Operation supervi - Postage/Delivery Services 8700-05111	0	0	0	0	0	0	0
Mains and Services Expenses - Postage/Delivery Services 8740-05111	0	0	0	0	0	0	0
Meter and house regulator expe - Postage/Delivery Services 8780-05111	0	0	0	0	0	0	0
Distribution-Maintenance super - Postage/Delivery Services 8850-05111	0	0	0	0	0	0	0
Customer accounts-Customer rec - Postage/Delivery Services 9030-05111	0	0	0	0	0	0	0
A&G-Office supplies & expense - Postage/Delivery Services 9210-05111	0	0	0	0	0	0	0
A&G-Employee pensions and bene - Postage/Delivery Services 9260-05111	0	0	0	0	0	0	0
Print & Postages	1,208	1,208	1,208	1,208	1,208	1,298	1,229
Customer accounts-Meter readin - Meals and Entertainment 9020-05411	0	0	0	0	0	0	0
Customer accounts-Customer rec - Meals and Entertainment 9030-05411	0	0	0	0	0	0	0
Customer service-Operating inf - Meals and Entertainment 9090-05411	0	0	0	0	0	0	0
Sales-Supervision - Meals and Entertainment 9110-05411	0	0	0	0	0	0	0
A&G-Office supplies & expense - Meals and Entertainment 9210-05411	0	0	0	0	0	0	0
Mains expenses - Meals and Entertainment 8560-05411	0	0	0	0	0	0	0
Distribution-Operation supervi - Meals and Entertainment 8700-05411	0	0	0	0	0	0	0
Mains and Services Expenses - Meals and Entertainment 8740-05411	0	0	0	0	0	0	0
Distribution-Measuring and reg - Meals and Entertainment 8750-05411	0	0	0	0	0	0	0
Distribution-Measuring and reg - Meals and Entertainment 8770-05411	0	0	0	0	0	0	0
Meter and house regulator expe - Meals and Entertainment 8780-05411	0	0	0	0	0	0	0
Distribution-Other expenses - Meals and Entertainment 8800-05411	0	0	0	0	0	0	0
Distribution-Maintenance super - Meals and Entertainment 8850-05411	0	0	0	0	0	0	0
Distribution-Operation supervi - Spousal & Dependent Travel 8700-05412	0	0	0	0	0	0	0
Distribution-Maintenance super - Spousal & Dependent Travel 8850-05412	0	0	0	0	0	0	0
Customer accounts-Customer rec - Spousal & Dependent Travel 9030-05412	0	0	0	0	0	0	0
Sales-Supervision - Spousal & Dependent Travel 9110-05412	0	0	0	0	0	0	0
A&G-Office supplies & expense - Transportation 9210-05413	0	0	0	0	0	0	0
Distribution-Operation supervi - Transportation 8700-05413	0	0	0	0	0	0	0

View
Type
Company
Cost Center
Kentucky Division - 009DIV

	Budget 2013 March	Budget 2013 April	Budget 2013 May	Budget 2013 June	Budget 2013 July	Budget 2013 August	Budget 2013 September
Mains and Services Expenses - Transportation 8740-05413	0	0	0	0	0	0	0
Meter and house regulator expe - Transportation 8780-05413	0	0	0	0	0	0	0
Customer accounts-Meter readin - Transportation 9020-05413	0	0	0	0	0	0	0
Customer accounts-Customer res - Transportation 9030-05413	0	0	0	0	0	0	0
Customer service-Operating Inf - Transportation 9090-05413	0	0	0	0	0	0	0
Sales-Supervision - Transportation 9110-05413	0	0	0	0	0	0	0
Customer service-Operating inf - Lodging 9090-05414	0	0	0	0	0	0	0
Sales-Supervision - Lodging 9110-05414	0	0	0	0	0	0	0
A&G-Office supplies & expense - Lodging 9210-05414	0	0	0	0	0	0	0
Wells expenses - Lodging 8160-05414	0	0	0	0	0	0	0
Mains expenses - Lodging 8560-05414	0	0	0	0	0	0	0
Distribution-Operation supervi - Lodging 8700-05414	0	0	0	0	0	0	0
Mains and Services Expenses - Lodging 8740-05414	0	0	0	0	0	0	0
Distribution-Measuring and reg - Lodging 8750-05414	0	0	0	0	0	0	0
Meter and house regulator expe - Lodging 8780-05414	0	0	0	0	0	0	0
Customer accounts-Meter readin - Lodging 9020-05414	0	0	0	0	0	0	0
A&G-Office supplies & expense - Misc Employee Expense 9210-05419	0	0	0	0	0	0	0
A&G-Employee pensions and bene - Misc Employee Expense 9260-05419	0	0	0	0	0	0	0
Mains expenses - Misc Employee Expense 8560-05419	0	0	0	0	0	0	0
Distribution-Operation supervi - Misc Employee Expense 8700-05419	0	0	0	0	0	0	0
Mains and Services Expenses - Misc Employee Expense 8740-05419	0	0	0	0	0	0	0
Travel & Entertainment	18,684	16,634	16,634	16,684	16,634	16,636	18,587
Distribution-Operation supervi - Employee Development 8700-05420	0	0	0	0	0	0	0
Sales-Supervision - Employee Development 9110-05420	0	0	0	0	0	0	0
Distribution-Operation supervi - Training 8700-05421	0	0	0	0	0	0	0
Mains and Services Expenses - Training 8740-05421	0	0	0	0	0	0	0
Distribution-Measuring and reg - Training 8750-05421	0	0	0	0	0	0	0
A&G-Office supplies & expense - Training 9210-05421	0	0	0	0	0	0	0
Distribution-Operation supervi - Safety Training 8700-05426	0	0	0	0	0	0	0
Mains and Services Expenses - Safety Training 8740-05426	0	0	0	0	0	0	0
Distribution-Other expenses - Technical (Job Skills) Training 8800-05427	0	0	0	0	0	0	0
A&G-Employee pensions and bene - Technical (Job Skills) Training 9260-05427	0	0	0	0	0	0	0
Training	966	1,666	966	966	966	966	995
A&G-Injuries & damages - Settlement 9250-05418	0	0	0	0	0	0	0
A&G-Outside services employed - Gas Supplies Services 9230-05430	0	0	0	0	0	0	0
Wells expenses - Contract Labor 8160-06111	0	0	0	0	0	0	0
Compressor station expenses - Contract Labor 8180-06111	0	0	0	0	0	0	0
Storage-Purification expenses - Contract Labor 8210-06111	0	0	0	0	0	0	0
Storage-Maintenance of structu - Contract Labor 8310-06111	0	0	0	0	0	0	0
Mains expenses - Contract Labor 8560-06111	0	0	0	0	0	0	0
Transmission-Measuring and reg - Contract Labor 8570-06111	0	0	0	0	0	0	0
Transmission-Maintenance of ma - Contract Labor 8630-06111	0	0	0	0	0	0	0
Distribution-Operation supervi - Contract Labor 8700-06111	0	0	0	0	0	0	0
Mains and Services Expenses - Contract Labor 8740-06111	0	0	0	0	0	0	0
Distribution-Measuring and reg - Contract Labor 8770-06111	0	0	0	0	0	0	0
Distribution-Maint of mains - Contract Labor 8970-06111	0	0	0	0	0	0	0
Customer accounts-Meter readin - Contract Labor 9020-06111	0	0	0	0	0	0	0
A&G-Employee pensions and bene - Contract Labor 9260-06111	0	0	0	0	0	0	0
A&G-Regulatory commission expe - Contract Labor 9280-06111	0	0	0	0	0	0	0
Customer accounts-Customer rec - Collection Fees 9030-06112	0	0	0	0	0	0	0
A&G-Outside services employed - Legal 9230-06121	0	0	0	0	0	0	0
Outside Services	123,025	153,025	133,025	133,025	133,025	133,025	123,024
Customer accounts-Uncollectibl - Cust Uncol Acct-Write Off 9040-09927	27,006	19,462	16,994	16,254	15,993	16,054	15,920
Provision for Bad Debt	27,006	19,462	16,994	16,254	15,993	16,054	15,920
Customer accounts-Meter readin - Misc General Expense 9020-07590	0	0	0	0	0	0	0
Customer service-Operating inf - Misc General Expense 9090-07590	0	0	0	0	0	0	0
A&G-Office supplies & expense - Misc General Expense 9210-07590	0	0	0	0	0	0	0
A&G-Employee pensions and bene - Misc General Expense 9260-07590	0	0	0	0	0	0	0
A&G-Franchise requirements - Misc General Expense 9270-07590	0	0	0	0	0	0	0
A&G-Regulatory commission expe - Misc General Expense 9280-07590	0	0	0	0	0	0	0
Storage-Operation supervision - Misc General Expense 8140-07590	0	0	0	0	0	0	0
Wells expenses - Misc General Expense 8160-07590	0	0	0	0	0	0	0
Storage well royalties - Misc General Expense 8250-07590	0	0	0	0	0	0	0
Distribution-Operation supervi - Misc General Expense 8700-07590	0	0	0	0	0	0	0
Mains and Services Expenses - Misc General Expense 8740-07590	0	0	0	0	0	0	0
Distribution-Measuring and reg - Misc General Expense 8750-07590	0	0	0	0	0	0	0
A&G-Office supplies & expense - Vendor Comp Sales Tax 9210-07592	0	0	0	0	0	0	0
Distribution-Operation supervi - Reimbursements 8700-09911	0	0	0	0	0	0	0
Miscellaneous	2,532	35,562	2,532	2,332	35,782	2,332	2,624
Total O&M Expenses Before Allocations	1,071,717	1,136,969	1,118,212	1,022,094	1,145,057	1,078,079	1,049,373

Dallas Atmos Rate Division - 002DIV

Benefits Load Factor	38.4%	39.9%	39.9%	39.8%	39.8%	39.8%	39.6%	39.6%	39.8%	39.8%	39.8%	39.8%	39.8%	Test Year	5.55% allocation
	FY 2014 December	FY 2014 January	FY 2014 February	FY 2014 March	FY 2014 April	FY 2014 May	FY 2014 June	FY 2014 July	FY 2014 August	FY 2014 September	FY 2015 October	FY 2015 November			
Labor	3,007,507	3,218,063	2,652,596	3,056,401	3,207,861	3,384,317	2,943,500	3,384,317	3,237,379	3,090,439	3,179,128	3,044,840	37,406,352	2,076,194	
Employee Welfare	2,885,558	1,928,466	2,577,845	1,553,111	1,538,024	2,467,452	1,675,314	1,697,636	1,695,546	1,742,764	2,000,116	2,908,228	24,870,060	1,369,281	
Benefits	1,156,127	1,283,041	1,058,533	1,216,121	1,276,386	1,346,596	1,171,198	1,346,596	1,288,130	1,229,664	1,264,953	1,211,521	14,948,866	824,168	
Insurance	1,275,630	237,818	1,275,923	1,348,447	1,348,448	1,348,527	1,348,527	1,367,265	1,367,265	1,367,265	1,225,003	1,339,320	14,849,636	824,211	
Rent, Maint., & Utilities	436,766	406,655	403,032	463,809	463,809	463,859	464,109	464,109	464,109	463,863	468,726	428,366	5,394,815	299,433	
Vehicles & Equip	8,955	8,339	7,161	5,503	5,503	5,503	7,300	5,503	5,503	5,503	5,513	14,618	9,932	89,333	4,958
Materials & Supplies	42,117	37,322	27,848	65,494	67,727	66,700	65,365	65,673	66,495	66,386	37,304	35,105	643,539	35,719	
Information Technologies	1,002,667	487,046	763,257	1,180,874	1,266,517	1,202,192	1,205,300	1,177,432	1,168,529	1,165,657	1,330,032	832,768	12,772,282	709,910	
Telecom	76,937	150,832	71,370	189,030	191,382	189,826	189,577	189,885	189,423	189,892	112,832	39,052	1,763,038	98,965	
Marketing	32,256	25,789	6,908	44,322	43,860	41,549	41,549	43,860	41,549	60,750	17,659	28,646	428,899	23,806	
Directors & Shareholders & PR	369,802	1,035,340	114,364	1,345,779	242,079	181,873	261,662	184,567	173,827	279,740	458,553	72,423	4,719,808	261,967	
Dues & Donations	12,282	52,171	10,832	28,941	35,757	24,081	60,026	41,937	28,748	27,013	41,822	7,893	371,492	20,619	
Print & Postages	18,366	18,969	18,445	20,783	20,937	20,809	20,886	20,880	20,906	20,822	15,713	15,846	233,342	12,951	
Travel & Entertainment	106,227	144,568	110,106	252,175	212,503	221,917	220,376	230,441	217,608	217,714	173,369	153,561	2,260,565	125,470	
Training	38,246	77,620	102,572	108,901	96,903	94,291	175,250	100,282	96,874	93,013	33,328	56,859	1,074,140	59,619	
Outside Services	595,950	713,767	640,134	752,882	744,126	670,398	743,895	708,705	663,209	672,009	712,957	794,304	8,412,336	466,916	
Miscellaneous	(4,223,708)	(4,640,794)	(3,783,017)	(4,565,512)	(4,565,512)	(4,565,383)	(4,565,436)	(4,565,512)	(4,565,512)	(4,565,332)	(4,875,006)	(4,213,527)	(53,694,248)	(2,980,233)	
Total O&M Expenses Before Allocations	6,347,864	5,165,014	6,057,915	7,066,960	6,186,110	7,164,309	6,028,400	6,483,558	6,159,588	6,127,183	6,212,307	6,765,140	76,264,246	4,232,953	5.55%
annually													76,264,246		
													5.07%		
													alloc from div 2	76,264,246	4,232,953
													alloc from div 12	45,874,080	2,623,012
													blended rate	122,138,326	6,855,965
															5.61%

Call Center Division - 012DIV

	Benefits Load Factor																FY 2014 October
	Fiscal 2012 August	Fiscal 2012 September	Fiscal 2013 October	Fiscal 2013 November	Fiscal 2013 December	Fiscal 2013 January	Fiscal 2013 February	Budget 2013 March	Budget 2013 April	Budget 2013 May	Budget 2013 June	Base Period Budget 2013 July		Budget 2013 August	Budget 2013 September	Escalator	
			39.2%	39.0%	34.6%	39.2%	39.2%	39.4%	39.4%	39.4%	39.4%	39.4%	39.4%	39.4%	39.4%	39.4%	39.4%
Labor			1,893,444	1,830,588	2,068,676	2,151,312	1,831,237	1,993,603	2,069,948	2,306,528	2,027,997	2,306,528	2,213,651	2,120,774	2,120,774	1,950,247	
Employee Welfare	37,886	48,494	23,025	53,773	30,405	30,551	27,345	45,539	58,124	94,956	82,299	51,042	54,538	58,774	23,847		
Benefits			741,710	714,710	715,941	843,493	717,310	782,106	816,150	909,430	799,570	909,430	872,810	838,190	768,954		
Insurance			16,314	16,314	16,314	16,772	16,772	15,915	15,915	15,915	15,915	15,915	15,915	15,915	17,130		
Rent, Maint., & Utilities			168,710	153,709	155,063	218,924	172,901	211,171	209,028	253,217	202,893	206,078	202,693	202,693	158,710		
Vehicles & Equip			878	877	1,126	706	4,810	939	939	939	939	939	939	939	902		
Materials & Supplies			6,342	9,770	5,908	8,859	11,602	9,422	9,422	9,422	9,422	9,422	9,422	9,422	6,513		
Information Technologies			160,080	144,111	654,725	297,766	404,117	469	469	469	469	469	469	7,469	164,382		
Telecom			90,816	88,353	65,010	165,058	89,552	7,626	7,626	7,626	7,626	7,626	7,626	7,626	93,268		
Directors & Shareholders & PR			63,792	7,645	541	81,788	541	6,776	69,323	6,776	6,776	69,323	6,776	6,776	65,515		
Dues & Donations			50	50	430	415	140	519	249	50	748	4,980	50	550	51		
Print & Postages			1,505	1,778	1,107	2,920	1,875	2,557	2,557	2,557	2,557	2,557	2,557	3,627	1,546		
Travel & Entertainment			31,073	37,701	49,808	88,050	122,333	42,418	57,889	42,418	42,418	57,394	39,971	42,418	31,912		
Training			11,369	137	-	45	12,422	8,825	8,825	8,825	14,825	14,825	8,825	8,821	11,676		
Outside Services	214,547	434,882	276,076	393,097	494,829	476,397	432,554	441,625	387,327	60,564	56,896	92,704	59,276	82,965	293,530		
Miscellaneous			1,251	609	2,143	604	987	1,300	1,050	1,900	1,525	2,175	2,900	1,520	1,285		
Total O&M Expenses Before Allocations			3,466,417	3,453,213	4,262,027	4,363,660	3,846,497	3,560,909	3,694,839	3,711,595	3,272,376	3,751,408	3,498,417	3,406,499	3,589,268		
annually															44,307,757		

Call Center Division - 012DIV

Benefits Load Factor	39.4%														Test Year	5.72% allocation
	FY 2014 November	FY 2014 December	FY 2014 January	FY 2014 February	FY 2014 March	FY 2014 April	FY 2014 May	FY 2014 June	FY 2014 July	FY 2014 August	FY 2014 September	FY 2015 October	FY 2015 November			
Labor	1,885,605	2,130,736	2,215,851	1,886,174	2,043,111	2,132,046	2,375,724	2,088,734	2,375,724	2,280,061	2,184,397	2,008,755	1,942,071	25,663,383	1,467,394	
Employee Welfare	55,225	31,225	31,376	28,083	46,768	59,693	87,252	84,621	52,420	56,010	60,361	24,265	58,716	618,712	35,377	
Benefits	743,427	840,118	873,678	743,691	805,569	840,635	936,713	823,557	936,713	698,995	861,276	782,023	765,730	10,118,598	578,572	
Insurance	17,130	17,130	17,610	17,610	16,711	16,711	16,711	16,711	16,711	16,711	16,711	17,987	17,987	205,299	11,739	
Rent, Maint., & Utilities	153,798	155,063	218,924	172,901	211,171	209,026	253,217	202,693	209,078	202,693	202,693	168,710	163,709	2,356,878	134,763	
Vehicles & Equip	901	1,157	725	4,939	964	964	964	964	964	964	964	926	925	15,423	882	
Materials & Supplies	10,034	6,067	9,098	11,915	9,676	9,676	9,676	9,676	9,676	9,676	9,676	5,889	10,305	111,809	6,393	
Information Technologies	148,002	672,403	305,805	415,028	482	482	482	482	482	482	7,671	168,820	151,999	1,724,816	98,811	
Telecom	90,739	66,766	169,515	91,970	7,832	7,832	7,832	7,832	7,832	7,832	7,832	95,786	93,189	572,048	32,709	
Directors & Shareholders & PR	7,851	556	63,456	556	6,959	71,195	6,959	6,959	71,195	6,959	6,959	67,284	8,063	317,099	18,131	
Dues & Donations	51	442	426	144	533	256	51	768	5,114	51	565	53	53	8,456	484	
Print & Postages	1,826	1,137	2,998	1,926	2,626	2,626	2,626	2,626	2,626	2,626	3,725	1,587	1,875	29,005	1,658	
Travel & Entertainment	38,719	51,153	90,428	125,636	43,563	59,452	43,563	43,563	58,944	41,050	43,563	32,774	39,764	673,454	38,507	
Training	140	-	46	12,758	9,063	9,064	9,063	15,225	15,225	9,063	9,059	11,991	144	100,704	5,758	
Outside Services	403,790	608,189	489,259	444,233	453,549	377,245	52,199	58,227	95,207	80,875	85,226	291,186	414,600	3,339,995	190,976	
Miscellaneous	625	2,201	621	1,013	1,335	1,078	1,951	1,565	2,234	2,978	1,591	1,320	642	18,501	1,058	
Total O&M Expenses Before Allocations	3,557,688	4,484,343	4,489,818	3,958,578	3,859,913	3,797,981	3,814,985	3,364,106	3,857,146	3,597,027	3,502,239	3,690,175	3,657,772	45,874,080	2,623,012	
annually														45,874,080	3.54%	

Brentwood Division - 091DIV

	Benefits Load Factor																FY 2014 October	FY 2014 November
	-147.7% -27.6% 85.4% -32.9% 84.0% 77.7% 85.3% 66.6% 79.5% 77.1% 75.1% 73.8% 73.2% 75.2% 73.2% 73.8% 74.5% 77.7% 85.3%																	
	Fiscal 2012 August	Fiscal 2012 September	Fiscal 2013 October	Fiscal 2013 November	Fiscal 2013 December	Fiscal 2013 January	Fiscal 2013 February	Budget 2013 March	Budget 2013 April	Budget 2013 May	Budget 2013 June	Budget 2013 July	Budget 2013 August	Budget 2013 September	Escalation	Base Period		
Labor			179,371	228,108	198,845	170,863	163,445	200,834	222,662	232,804	202,438	232,804	222,662	212,560	5.00%		184,752	234,951
Employee Welfare	34,917	347,417	72,706	121,370	143,245	232,749	150,708	56,723	32,301	48,317	34,116	35,156	34,513	36,618	2.70%		74,669	124,646
Benefits			(264,943)	(63,049)	169,867	(56,132)	128,844	150,828	164,371	170,494	152,152	170,494	164,371	158,258			143,597	200,300
Insurance			1,617	1,087	1,087	(9,506)	1,233	50,293	50,952	50,913	51,070	50,913	50,952	51,025	5.00%		1,696	1,141
Rent, Maint., & Utilities			10,989	17,091	16,801	21,891	32,947	37,115	40,768	40,768	40,768	40,768	40,768	40,777	0.00%		10,989	17,091
Vehicles & Equip			7,554	5,857	5,428	6,417	7,417	8,254	8,609	8,609	8,609	8,609	8,609	8,616	2.70%		7,758	6,015
Materials & Supplies			23,585	11,822	36,582	26,368	11,405	22,470	22,470	22,470	22,470	22,470	22,470	22,486	2.70%		24,222	12,141
Information Technologies			1,068	6,441	19,284	6,233	12,245	24,250	9,250	15,650	9,250	9,250	10,050	9,250	2.70%		1,097	6,615
Telecom			22,794	33,586	29,909	27,962	29,237	60,131	60,308	60,356	60,431	60,265	60,399	60,378	2.70%		23,409	34,493
Marketing	24,648	50,488	52,601	210	486	15,241	64,859	21,477	23,777	23,477	23,477	23,477	23,477	23,485	2.70%		54,022	216
Dues & Donations			29,865	13,265	7,266	7,972	7,772	119,050	13,300	10,020	29,237	13,495	9,985	9,796	2.70%		30,672	13,623
Print & Postages			881	1,280	1,875	1,536	1,200	2,364	2,364	2,364	2,364	2,364	2,364	2,365	2.70%		905	1,315
Travel & Entertainment			18,097	33,503	26,780	32,255	46,420	50,987	49,887	46,387	51,237	49,137	49,587	49,681	2.70%		18,586	34,407
Training			628	5,248	4,231	5,579	3,869	11,072	10,177	9,062	8,334	5,729	5,333	6,653	2.70%		645	5,390
Outside Services	337,992	268,767	283,882	266,236	259,013	317,866	330,010	345,559	316,948	316,948	316,948	316,948	316,948	316,941	2.70%		291,547	273,426
Miscellaneous			(112)	(9,195)	(6,452)	956	(119,229)	(77,546)	16,844	21,440	6,100	4,728	6,590	6,462	2.70%		(115)	(9,443)
Total O&M Expenses Before Allocations			440,584	672,862	914,246	808,541	862,362	1,063,671	1,045,009	1,083,080	1,016,002	1,046,608	1,029,099	1,014,333			868,453	956,328
annually																		11,016,518

Brentwood Division - 091DIV

	Benefits Load Factor	66.8%	79.5%	77.1%	74.5%	74.5%	74.5%	74.5%	74.5%	74.5%	74.5%	74.5%	77.7%	85.3%	Test Year	50.00% allocation
	FY 2014 December	FY 2014 January	FY 2014 February	FY 2014 March	FY 2014 April	FY 2014 May	FY 2014 June	FY 2014 July	FY 2014 August	FY 2014 September	FY 2014 October	FY 2014 November	FY 2015			
Labor	204,810	175,989	158,048	206,859	229,353	239,786	208,512	239,786	229,363	218,937	190,285	242,000	2,543,753	1,271,963		
Employee Welfare	147,112	239,033	154,778	58,254	33,173	49,622	35,037	36,105	35,445	38,580	78,685	128,012	1,029,836	514,953		
Benefits	136,364	139,975	121,832	154,023	170,779	178,542	155,254	178,542	170,779	163,016	147,905	205,309	1,923,319	961,725		
Insurance	1,142	(9,982)	1,295	52,808	53,500	53,459	53,624	53,459	53,500	53,577	1,785	1,198	369,364	184,694		
Rent, Maint., & Utilities	16,801	21,891	32,947	37,115	40,766	40,768	40,768	40,768	40,768	40,777	10,989	17,091	381,450	190,738		
Vehicles & Equip	5,575	6,591	7,617	8,487	8,841	8,841	8,841	8,841	8,841	8,849	7,988	6,178	95,471	47,739		
Materials & Supplies	37,570	27,080	11,713	23,077	23,077	23,077	23,077	23,077	23,077	23,094	24,876	12,469	275,263	137,641		
Information Technologies	19,805	6,401	12,576	24,905	9,500	16,073	9,500	9,500	10,321	9,500	1,127	6,794	136,000	68,005		
Telecom	39,716	28,716	30,026	61,755	61,836	61,888	62,063	61,892	62,030	62,008	24,041	35,424	582,594	291,317		
Marketing	498	15,852	66,810	22,057	24,419	24,111	24,111	24,111	24,111	24,099	55,480	222	305,481	152,751		
Dues & Donations	7,463	8,187	7,982	122,264	13,659	10,291	30,026	13,859	10,255	10,060	31,500	13,991	279,537	138,778		
Print & Postages	1,925	1,577	1,233	2,428	2,428	2,428	2,428	2,428	2,428	2,429	929	1,350	24,011	12,005		
Travel & Entertainment	27,503	33,126	47,673	52,364	51,234	50,720	52,820	50,464	50,926	51,002	19,088	35,336	522,057	281,045		
Training	4,345	6,037	3,974	11,371	10,452	9,307	5,478	5,884	5,477	6,843	662	5,535	75,384	37,685		
Outside Services	286,006	326,440	338,920	354,869	325,506	325,506	325,506	325,506	325,506	325,498	299,418	280,809	3,819,509	1,909,864		
Miscellaneous	(6,627)	991	(2,384)	20,819.34	17,289	22,019	6,265	4,856	6,768	6,536	(118)	(9,698)	66,916	33,460		
Total O&M Expenses Before Allocations	901,009	1,027,697	994,839	1,213,574	1,075,934	1,116,537	1,043,109	1,079,080	1,059,594	1,042,905	892,628	983,020	17,564,751	5,215,385		35.35%
	annually													12,429,825		12.83%

Kentucky Division - 009DIV

	Benefits Load Factor		Base Period																FY 2014 October	FY 2014 November
	Fiscal 2012 August	Fiscal 2012 September	59.1%	55.4%	58.6%	59.4%	59.7%	59.2%	59.2%	59.2%	59.2%	59.2%	59.2%	59.2%	59.2%	59.2%	59.2%	59.1%		
			Fiscal 2013 October	Fiscal 2013 November	Fiscal 2013 December	Fiscal 2013 January	Fiscal 2013 February	Budget 2013 March	Budget 2013 April	Budget 2013 May	Budget 2013 June	Budget 2013 July	Budget 2013 August	Budget 2013 September	Escalator					
Labor			422,006	399,880	401,004	475,674	408,675	427,362	437,607	462,309	401,383	459,568	436,346	425,346	3.00%	434,666	411,676			
Employee Welfare	4.622	7.653	16,490	6,258	8,053	5,824	6,313	7,850	7,855	7,885	7,637	7,620	7,601	7,605	2.70%	16,935	6,427			
Benefits			249,805	221,371	235,114	282,423	243,861	253,208	259,135	273,689	237,558	272,024	259,426	261,621		267,093	228,012			
Insurance			13,246	12,436	12,872	15,031	18,046	954	984	984	984	984	984	984	5.00%	13,309	13,056			
Rent, Maint., & Utilities			45,873	48,913	42,439	59,199	49,532	51,725	51,600	51,609	51,769	51,591	51,629	51,731	0.00%	45,873	48,913			
Vehicles & Equip			71,280	61,942	68,532	68,678	70,718	82,868	86,106	86,018	86,275	86,030	86,108	86,156	2.70%	73,205	63,614			
Materials & Supplies			43,522	39,518	37,741	52,262	40,390	45,464	45,464	45,464	45,464	45,464	45,464	45,418	2.70%	44,896	40,585			
Information Technologies			4,466	770	570	582	570	269	269	269	269	269	269	261	2.70%	4,587	760			
Telecom			11,797	14,400	15,656	23,891	10,228	12,488	11,312	10,169	9,828	9,441	9,394	9,316	2.70%	12,116	14,789			
Marketing	5,596	12,564	10,764	22,725	18,668	14,516	6,579	6,622	6,622	6,622	6,622	6,622	6,622	6,618	2.70%	14,136	23,339			
Directors & Shareholders & PR			27	-	40	106	-	0	0	0	0	0	0	0	2.70%	-	-			
Dues & Donations			285	825	2,360	13,952	2,720	9,435	2,435	1,835	1,835	1,835	2,015	1,823	2.70%	293	847			
Print & Postages			597	1,590	954	1,902	1,016	1,208	1,208	1,208	1,208	1,208	1,208	1,229	2.70%	603	1,633			
Travel & Entertainment			18,605	31,843	22,468	17,926	19,521	18,664	16,634	16,634	16,634	16,634	16,636	16,597	2.70%	19,107	32,702			
Training			1,077	155	53	-	977	966	1,666	966	966	966	966	995	2.70%	1,106	160			
Outside Services	141,216	905,787	146,501	166,560	264,736	134,182	125,196	123,025	153,025	133,025	133,025	133,025	133,025	123,024	2.70%	150,456	171,057			
Provision for Bad Debt			21,597	26,207	34,035	38,921	32,234	27,006	19,462	16,964	16,254	15,993	16,054	15,920	0.00%	21,597	26,207			
Miscellaneous			14,230	13,693	14,379	14,324	27,815	2,532	35,582	2,532	2,332	35,782	2,332	2,624	2.70%	14,614	14,062			
Total O&M Expenses Before Allocations			1,094,981	1,069,085	1,200,673	1,219,694	1,064,483	1,071,717	1,136,969	1,118,212	1,022,094	1,145,057	1,078,079	1,048,373		1,124,694	1,068,072			
annually																13,270,399				

Kentucky Division - 009DIV

	Benefits Load Factor	58.8%	59.4%	59.7%	59.2%	59.2%	59.2%	59.2%	59.2%	59.2%	59.2%	59.2%	59.2%	Test Year
		FY 2014 December	FY 2014 January	FY 2014 February	FY 2014 March	FY 2014 April	FY 2014 May	FY 2014 June	FY 2014 July	FY 2014 August	FY 2014 September	FY 2015 October	FY 2015 November	
Labor		413,034	489,944	420,936	440,203	450,736	476,178	413,424	473,355	451,496	438,106	447,706	424,232	5,339,350
Employee Welfare		9,298	5,981	5,463	8,062	8,067	8,098	7,844	7,828	7,807	7,810	17,393	6,601	101,270
Benefits		242,168	290,896	261,167	260,818	266,853	281,916	244,763	280,245	267,303	259,376	265,060	251,162	3,161,528
Insurance		13,516	15,782	18,948	1,033	1,033	1,033	1,033	1,033	1,033	1,037	14,604	13,711	83,798
Rent, Maint., & Utilities		42,439	59,199	49,532	51,725	51,600	51,609	51,769	51,591	51,629	51,731	45,873	48,913	607,611
Vehicles & Equip		70,382	70,532	72,626	85,106	88,433	88,341	88,605	88,353	88,433	88,494	75,181	65,332	969,921
Materials & Supplies		38,780	53,673	41,461	46,692	46,692	46,692	46,692	46,692	46,692	46,645	45,804	41,681	548,293
Information Technologies		585	598	585	276	276	276	276	276	276	268	4,711	812	9,217
Telecom		16,078	24,535	10,504	12,825	11,618	10,444	10,093	9,695	9,648	9,567	12,442	15,188	152,640
Marketing		19,172	15,218	6,860	6,801	6,801	6,801	6,801	6,801	6,801	6,796	14,518	23,669	127,338
Directors & Shareholders & PR		-	-	-	-	-	-	-	-	-	-	-	-	-
Dues & Donations		2,424	14,329	2,793	9,660	2,501	1,884	1,884	1,884	2,069	1,873	301	870	42,502
Print & Postages		980	1,953	1,043	1,241	1,241	1,241	1,241	1,241	1,241	1,262	620	1,677	14,979
Travel & Entertainment		23,075	18,410	20,048	19,189	17,083	17,083	19,189	17,083	17,086	19,088	19,623	33,585	240,543
Training		54	-	1,003	892	1,711	992	992	992	992	1,022	1,136	184	10,050
Outside Services		292,424	137,805	128,579	126,347	157,157	136,617	136,617	136,617	136,617	126,345	154,519	175,676	1,845,319
Provision for Bad Debt		33,079	37,386	36,474	31,437	27,335	23,644	21,379	20,644	20,965	20,833	23,747	27,566	324,479
Miscellaneous	forecast as .5% of margin rev	14,767	14,710	28,586	2,600	3,282	2,600	2,395	3,468	2,395	2,582	15,008	14,442	106,866
Total O&M Expenses Before Allocations		1,232,234	1,250,952	1,097,630	1,104,836	1,142,429	1,155,450	1,054,966	1,147,826	1,112,482	1,082,848	1,158,347	1,145,571	13,665,601
	annually													13,685,601 3.13%
		1,232,234	1,250,952	1,097,630	1,104,836	1,142,429	1,155,450	1,054,966	1,147,826	1,112,482	1,082,848	1,158,347	1,145,571	-
		-	-	-	-	-	-	-	-	-	-	-	-	-
		1,232,234	1,250,952	1,097,630	1,104,836	1,142,429	1,155,450	1,054,966	1,147,826	1,112,482	1,082,848	1,158,347	1,145,571	-
		-	-	-	-	-	-	-	-	-	-	-	-	-

ATMOS ENERGY CORP., KENTUCKY/MID STATES DIVISION
KENTUCKY JURISDICTION
GAS COST BY FERC ACCOUNT

Acct	Description	Actual Feb-12	Actual Mar-12	Actual Apr-12	Actual May-12	Actual Jun-12	Actual Jul-12	Base Actual Aug-12	Base Actual Sep-12	Base Actual Oct-12	Base Actual Nov-12	Base Actual Dec-12	Base Actual Jan-13
8001	Intercompany Gas Well-head Purchases	698,746	608,184	427,841	-	-	-	-	0	0		16,639	12,329
8010	Natural gas field line purchases	47,460	49,761	55,455	64,902	53,451	139,677	131,685	164,574	127,452	147,083	22,059	32,644
8040	Natural Gas City Gate Purchases	3,505,391	1,094,106	12,597	1,853,927	2,648,277	4,045,068	4,257,224	4,605,581	4,384,289	6,080,850	2,347,354	3,178,184
8050	Transmission-Operation supervision and engineering	(1,339)	(2,497)	(221)	(1,093)	(263)	(622)	(1,247)	(578)	(513)	(763)	(135)	(897)
8051	Other Gas Purchases / Gas Cost Adjustments	8,959,381	8,410,332	2,110,088	1,309,458	773,288	633,297	714,920	601,730	1,262,709	3,931,232	5,853,673	9,243,731
8052	PGA for Commercial	3,592,050	2,658,187	1,095,544	706,039	621,480	541,116	872,275	637,650	888,218	1,613,253	2,382,683	3,629,701
8053	PGA for Industrial	498,580	358,643	194,405	130,897	193,836	279,154	325,697	325,534	350,629	361,186	390,396	543,985
8054	PGA for Public Authority	911,350	657,745	294,091	183,929	122,355	104,590	123,256	125,897	222,164	436,412	646,417	934,728
8058	Unbilled PGA Costs	1,993,490	(3,613,671)	(153,485)	(851,598)	(51,895)	(31,068)	75,672	(59,793)	1,218,709	2,279,174	2,011,963	2,208,254
8059	PGA Offset to Unrecovered Gas Cost	(13,608,535)	(10,706,217)	(5,329,782)	(4,046,205)	(3,062,948)	(2,519,510)	(2,115,710)	(3,527,285)	(3,070,240)	(4,825,217)	(8,832,048)	(10,392,650)
8060	Exchange Gas	1,267,423	1,041,924	711,491	182,755	319,210	(1,287,802)	(1,717,916)	(366,201)	(915,088)	(1,350,988)	2,364,222	1,138,199
8061	Gas Withdrawn From Storage - Debit	5,709,644	5,668,163	1,828,984	59,091	(7,000)	-	-	0	-	20,424	1,928,180	3,701,014
8082	Gas Delivered to Storage	-	(3,899)	(4,783)	(149,941)	(1,636,700)	(1,901,293)	(2,136,815)	(2,467,777)	(2,110,789)	(2,189,522)	(40,007)	(42,458)
8120	Gas Used for Other Utility Operations	766	(1,786)	(1,349)	134	421	328	(488)	(2,518)	(575)	(3,762)	(1,494)	(3,099)
8130	Other gas supply expenses	-	(3)	-	-	-	-	-	0	0	0	0	0
8580	Transmission and compression of gas by others	2,381,211	2,250,465	2,298,618	2,036,564	1,685,972	1,524,474	1,582,778	1,592,126	1,584,450	2,118,133	2,293,735	2,375,635
	Total Purchased Gas Cost	16,055,628	6,469,448	3,539,274	1,478,859	1,659,465	1,527,419	1,911,535	1,628,939	3,941,415	8,617,495	11,273,608	16,755,309

Base Actual Feb-13	Base Forecasted Mar-13	Base Forecasted Apr-13	Base Forecasted May-13	Base Forecasted Jun-13	Base Forecasted Jul-13	Base Period 12- months Total	Forecasted Aug-13	Forecasted Sep-13	Forecasted Oct-13	Forecasted Nov-13	Test Forecasted Dec-13	Test Forecasted Jan-14	Test Forecasted Feb-14	Test Forecasted Mar-14	Test Forecasted Apr-14
237,922	969,864	852,882	-	-	-	2,089,636	-	-	-	-	19,232	12,345	295,584	1,099,158	966,309
34,948	79,354	110,539	191,476	79,495	189,891	1,311,261	131,685	164,574	127,452	147,083	25,497	32,687	43,418	89,933	125,308
1,985,546	1,744,760	25,124	5,499,495	3,936,680	5,499,255	43,517,373	4,257,224	4,605,581	4,384,289	6,080,850	2,713,201	3,182,456	2,468,000	1,977,356	28,465
(218)	(3,961)	(441)	(3,226)	(391)	(845)	(13,236)	(1,247)	(578)	(513)	(783)	(156)	(898)	(271)	(4,512)	(499)
9,286,721	10,222,495	4,208,300	3,863,191	1,150,081	860,971	51,199,754	714,920	601,730	1,262,709	3,931,232	6,765,996	9,256,157	11,537,425	11,585,270	4,767,968
3,920,643	4,238,966	2,184,942	2,082,972	924,303	735,650	24,111,275	672,275	637,650	888,218	1,613,253	2,754,036	3,834,849	4,870,839	4,804,091	2,475,520
559,317	571,925	387,720	386,174	288,265	379,511	4,860,339	325,697	325,534	350,629	361,188	439,648	544,726	694,871	648,169	439,284
982,131	1,048,899	586,533	542,631	181,974	142,190	5,953,232	123,256	125,897	222,164	436,412	747,164	935,984	1,195,310	1,188,730	864,537
(1,700,546)	(5,762,686)	(305,109)	(2,512,402)	(77,181)	(42,234)	(2,668,981)	75,872	(59,793)	1,218,709	2,279,174	2,325,537	2,209,220	(2,112,686)	(6,530,918)	(348,619)
(13,936,362)	(17,073,101)	(10,629,686)	(11,937,198)	(4,555,404)	(3,425,286)	(94,420,167)	(2,115,710)	(3,527,285)	(3,070,240)	(4,825,217)	(10,324,150)	(10,406,620)	(17,313,940)	(19,349,139)	(12,043,322)
4,136,124	1,661,546	1,418,991	539,169	474,749	(1,750,773)	5,630,035	(1,717,916)	(366,201)	(915,088)	(1,350,988)	2,732,697	1,167,726	5,138,543	1,883,049	1,607,704
5,133,843	9,038,965	3,647,706	174,330	(10,411)	-	23,634,053	-	-	20,424	2,228,696	3,705,989	6,378,067	10,243,961	4,132,822	
(2,095)	(6,202)	(9,539)	(442,350)	(2,434,201)	(2,584,803)	(14,466,568)	(2,136,815)	(2,467,777)	(2,110,789)	(2,189,522)	(46,242)	(42,515)	(2,603)	(7,029)	(10,808)
(148)	(2,848)	(2,690)	395	626	445	(16,154)	(486)	(2,518)	(575)	(3,762)	(1,727)	(3,103)	(184)	(3,227)	(3,048)
0	(4)	-	-	-	-	(4)	-	-	-	-	-	-	-	(5)	-
2,409,293	3,588,795	4,584,342	6,006,314	2,507,482	2,072,530	32,717,614	1,562,778	1,592,126	1,584,450	2,118,133	2,651,225	2,378,829	2,993,202	4,067,222	5,194,021
13,028,117	10,316,766	7,058,695	4,362,961	2,468,087	2,076,533	83,439,461	1,911,535	1,628,939	3,941,415	8,617,495	13,030,653	16,777,832	16,185,575	11,682,108	7,997,442

Test Forecasted May-14	Test Forecasted Jun-14	Test Forecasted Jul-14	Test Forecasted Aug-14	Test Forecasted Sep-14	Test Forecasted Oct-14	Test Forecasted Nov-14	Projection 12- months Total
-	-	-	-	-	-	-	2,392,628
188,947	78,395	187,183	145,471.22	218,815.50	126,334.10	129,906.79	1,391,896
5,397,255	3,884,163	5,420,851	4,702,902.82	6,123,522.36	4,345,845.18	5,370,722.05	45,614,740
(3,183)	(386)	(333)	(1,377.58)	(768.57)	(508.85)	(574.20)	(14,067)
3,812,166	1,134,162	848,691	789,763.13	800,052.14	1,251,837.09	3,472,138.70	56,021,426
2,055,460	911,510	725,157	742,654.43	847,811.08	880,429.96	1,424,855.52	26,327,213
381,074	284,295	374,098	359,793.85	432,825.30	347,554.35	319,006.47	5,265,345
535,464	179,455	140,162	136,159.83	167,391.48	220,216.10	385,446.91	6,496,020
(2,479,219)	(76,113)	(41,632)	83,814.86	(79,500.02)	1,206,022.76	2,013,009.62	(3,827,283)
(11,779,534)	(4,492,350)	(3,376,432)	(2,337,198.30)	(4,689,834.43)	(3,043,318.37)	(4,261,723.15)	(103,417,562)
532,048	468,178	(1,725,802)	(1,897,760.45)	(486,896.21)	(907,063.78)	(1,193,218.32)	7,289,206
172,028	(10,267)	-	-	-	-	18,036.66	26,869,335
(436,518)	(2,400,508)	(2,547,937)	(2,360,513.40)	(3,281,125.44)	(2,092,280.32)	(1,933,827.21)	(15,161,906)
390	617	439	(537.11)	(3,347.61)	(599.95)	(3,322.74)	(17,621)
-	-	-	-	-	-	-	(5)
5,926,958	2,472,774	2,042,970	1,748,475.69	2,116,871.18	1,570,556.28	1,870,775.17	35,035,880
4,306,335	2,433,925	2,046,916	2,111,649	2,165,817	3,906,855	7,611,134	90,265,243

Unallocated
Cost Center
Company
Kentucky Division - 009DIV
Activity
Period

	Feb-12	Mar-12	Apr-12	May-12	Jun-12	Jul-12	Aug-12	Sep-12	Oct-12	Nov-12	Dec-12	Jan-13	
TB1010	T-Gas Plant In Service - TB1010	848,927	897,244	977,371	811,599	1,342,814	875,635	1,217,603	6,703,273	11,169,611	1,023,966	-87,091	1,244,909
TB1070	T-Construction work in progress - TB1070	509,557	4,639,987	1,607,747	2,923,704	2,044,496	2,346,143	1,505,988	-8,865,769	-9,356,291	1,025,092	631,517	762,733
TB1080	T-Accum Prov for Depreciation - TB1080	-150,713	-420,436	-556,936	-459,265	227,160	-303,416	-496,731	667,583	-425,322	-421,866	1,470,666	-459,702
TB1420	T-Customer accounts receivable - TB1420	7,210,076	-8,230,112	-3,198,759	-2,878,978	-943,607	-461,321	-536,338	399,070	2,541,781	5,593,655	4,164,610	8,259,660
TB1430	T-Other Accounts Receivable - TB1430	6,347	82,391	-76,214	7,376	7,778	-1,938	-8,097	406,417	34,394	-4,993	11,971	13,596
TB1440	T-Accum prov for uncollectible accounts - TB1440	-54,365	-28,116	-17,995	2,811	40,426	125,283	63,561	-40,642	-41,459	-41,811	-43,870	-49,013
TB1560	T-Other Materials and Supplies - TB1560	0	0	0	0	0	0	0	0	0	178	0	0
TB1630	T-Stores Expense Undistributed - TB1630	-30,088	1,002,614	-42,029	8,614	674	6,787	8,198	3,786	7,705	5,368	4,538	3,967
TB1641	T-Gas stored underground-Current - TB1641	-5,712,176	-5,665,137	-1,824,690	90,851	1,643,399	1,901,248	2,136,531	2,467,459	2,108,942	2,167,479	-1,899,808	-3,661,717
TB1650	T-Prepayments - TB1650	-19,981	-19,981	-19,981	-19,981	242,526	-21,876	-21,876	-21,876	-21,876	-21,876	-21,876	-21,876
TB1740	T-Miscellaneous current and accrued assets - TB1740	16,507	-69,139	231,653	105,836	163,999	6,674	150,754	46,625	-228,965	-102,384	-112,643	-35,009
TB1823	T-Other Regulatory Assets - TB1823	-15,275	-15,275	-15,275	-15,275	-15,275	-15,275	-15,275	-15,275	-15,275	-15,275	-15,275	-15,275
TB1840	T-Clearing Account - TB1840	1,106,158	189,104	19,590	455,789	231,985	-10,815,798	466	33,133	-31,908	-199,117	-63,104	-51,788
TB1860	T-Miscellaneous deferred debits - TB1860	-173,411	-21,367	58,904	30,559	69,560	270,670	154,544	-35,071	114,543	-197,700	-90,297	-267,092
TB1900	T-Accumulated Deferred Income Taxes - TB1900	0	0	0	0	0	0	0	-2,816,949	0	0	0	0
TB1910	T-Unrecovered Purchased Gas Costs - TB1910	-2,671,910	-3,782,365	-5,478,599	620,447	784,924	1,256,988	1,140,292	1,103,425	2,143,414	2,570,261	3,039,555	-6,966,234
TB2282	T-Accumulated provision for injuries and damages - TB2282	371,384	0	0	0	0	0	0	0	0	0	0	0
TB2320	T-Accounts Payable - TB2320	1,648,701	7,549,129	6,434,999	2,053,156	963,690	47,948	-547,890	666,735	-2,935,187	-5,532,176	-5,090,208	723,090
TB2350	T-Customer deposits - TB2350	-15,212	67,653	76,141	70,159	75,689	37,692	6,664	-12,873	-172,780	-96,103	-27,538	-17,525
TB2360	T-Taxes accrued - TB2360	1,834,083	-55,357	-187,518	-224,649	-247,900	-264,871	-273,855	-244,445	-264,407	-284,956	184,287	1,046,741
TB2370	T-Interest accrued - TB2370	-13,982	-13,982	-12,608	-11,130	-10,501	58,368	332	-6	-89	4,694	-262	0
TB2410	T-Tax collections - TB2410	-176,197	132,005	911,999	99,018	32,523	171,754	-59,257	-46,726	2,344	-314,064	-399,627	-269,281
TB2420	T-Miscellaneous current and accrued liabilities - TB2420	-7,162,105	67,830	2,067,254	-796,742	-1,009,444	838,469	593,293	136,455	743,235	1,450,093	-1,694,404	398,266
TB2520	T-Customer advances for construction - TB2520	0	6,364	-796	-3,697	-3,711	4,328	-135,824	-13,075	3,089	513	-3,207	58,754
TB2530	T-Other deferred credits - TB2530	5,607,029	-8,489	-2,943,966	2,850,883	-47,581	-47,193	-46,098	-44,944	393,340	-8,489	193,467	524,433
TB2820	T-Accum deferred income taxes-Other property - TB2820	0	0	0	0	0	0	0	-2,585,180	0	0	0	0
TB2830	T-Accumulated deferred income taxes-Other - TB2830	0	0	0	0	0	0	0	819,994	0	0	0	0
TB4030	T-Depreciation Expense - TB4030	1,137,972	1,144,065	1,137,894	1,136,889	1,143,501	1,144,705	1,156,878	1,252,601	1,172,852	1,176,738	1,185,297	1,189,466
TB4060	T-Amortization of gas plant acquisition adjustments - TB4060	4,523	4,523	4,523	4,523	4,523	4,523	4,523	4,523	4,523	4,523	4,523	4,523
TB4073	T-Regulatory Credits - TB4073	3,396	3,396	3,396	3,396	3,396	3,396	4,016	4,016	4,326	4,326	4,326	4,326
TB4074	T-Regulatory Debits - TB4074	-6,164	-6,164	-6,164	-6,164	-6,164	-6,164	-7,284	-7,284	-7,846	-7,846	-7,846	-7,846
TB4081	T-Taxes other than income taxes, utility operating income - TB4081	346,512	401,477	354,300	342,990	360,768	335,377	361,527	329,671	353,325	389,033	358,671	392,814
TB4091	T-Income taxes, utility operating income - TB4091	0	0	0	0	0	0	0	797,973	0	0	0	0
TB4101	T-Provision for deferred income taxes - TB4101	0	0	0	0	0	0	0	4,582,135	0	0	0	0
TB4160	T-Costs and Expenses of Merchandising, Jobbing & Contract Work - TB4160	134	72	174	196	371	19	20	394	193	174	197	39
TB4170	T-Revenues from nonutility operations - TB4170	-1,695	-1,771	-1,654	-500	-942	-2,171	-500	339	404	404	404	404
TB4190	T-Interest and dividend income - TB4190	-10,290	-3,494	-3,494	-3,494	-3,198	-3,893	-3,945	-4,372	-7,452	-6,492	-6,794	-6,976
TB4210	T-Miscellaneous nonoperating income - TB4210	-388,277	-145,402	-118,799	-220,778	-48,961	-481,793	-199,288	-221,646	-284,463	-194,193	-261,860	-187,717
TB4261	T-Donations - TB4261	12,269	21,527	25,467	27,127	7,142	-3,082	32,165	23,384	43,437	124,913	9,385	-79,634
TB4263	T-Penalties - TB4263	0	55	0	0	0	28	12	93	0	0	0	805
TB4264	T-Civic, Political and Related - TB4264	11,627	11,661	7,267	18,103	17,475	12,339	13,159	18,496	13,772	14,556	14,556	14,556
TB4265	T-Other deductions - TB4265	8,056	11,974	21,807	25,542	11,386	7,769	42,891	68,094	22,937	11,703	20,938	21,094
TB4270	T-Interest on long-term debt - TB4270	427,849	427,849	427,849	427,849	427,849	427,849	433,029	396,609	433,241	433,236	433,236	480,961
TB4280	T-Amortization of debt discount and expense - TB4280	5,777	5,438	5,438	5,438	5,438	5,438	5,567	5,272	5,756	5,000	6,512	5,864
TB4281	T-Amortization of loss on reacquired debt - TB4281	10,328	10,328	10,328	10,328	10,328	10,328	10,551	7,549	6,246	8,176	8,315	8,246
TB4300	T-Interest on debt to associated companies - TB4300	9,030	2,347	2,393	2,465	2,388	2,471	2,541	2,471	2,843	2,885	2,699	2,675
TB4310	T-Other interest expense - TB4310	24,736	23,756	25,015	22,493	22,542	21,270	8,747	13,599	21,077	23,125	25,480	18,129
TB4320	T-Allowance for borrowed funds used during construction - TB4320	-5,035	-8,657	-12,394	-13,043	-14,978	-16,677	-18,226	-8,104	10,864	-4,741	-6,909	-5,478
TB4800	T-Residential sales - TB4800	-13,234,184	-10,245,105	-5,076,226	-3,746,701	-3,076,354	-3,014,405	-2,949,553	-2,798,419	-3,835,537	-6,920,516	-6,898,940	-13,817,959
TB4805	T-Unbilled Residential Revenue - TB4805	-1,056,160	2,641,003	572,602	657,454	129,452	39,337	-24,015	8,404	-872,085	-2,118,411	-1,773,794	-1,742,474
TB4811	T-Commercial Revenue-Banner - TB4811	-5,131,184	-3,924,283	-2,054,283	-1,470,184	-1,351,290	-1,244,265	-1,403,372	-1,357,128	-1,720,155	-2,627,492	-2,636,786	-5,387,021
TB4812	T-Industrial Revenue-Banner - TB4812	-592,556	-426,531	-237,534	-189,992	-243,096	-336,173	-396,462	-392,609	-428,998	-440,566	-461,727	-566,533
TB4815	T-Unbilled Comm Revenue - TB4815	1,139,213	43,165	330,399	61,187	6,126	-60,209	-4,266	-478,685	-512,168	-698,146	-577,809	-752,909
TB4820	T-Other Sales to Public Authorities - TB4820	-1,166,040	-378,359	-446,743	-283,354	-206,107	-184,018	-206,771	-209,850	-333,413	-579,613	-888,672	-1,207,500
TB4825	T-Unbilled Public Authority Revenue - TB4825	2,089	91,059	7,976	2,374	7,634	7,634	-3,027	-138,905	-154,829	-168,209	-128,826	-128,826
TB4870	T-Forfeited discounts - TB4870	-184,807	-154,529	-96,387	-66,780	-40,735	-34,116	-40,285	-34,141	-40,064	-62,672	-102,392	-123,598
TB4880	T-Miscellaneous service revenues - TB4880	-60,665	-49,244	-47,516	-49,787	-48,772	-48,861	-58,114	-64,806	-124,593	-104,846	-64,356	-58,548
TB4893	T-Revenue-Transportation Distribution - TB4893	-1,048,351	-941,811	-868,030	-882,406	-840,225	-801,548	-861,783	-831,455	-1,009,658	-1,049,492	-1,052,718	-1,244,401
TB4950	T-Other gas revenues - TB4950	0	0	0	0	166	0	0	0	0	0	0	0
TB8001	T-Intercompany Gas Well-head Purchases - TB8001	686,746	608,164	427,641	0	0	0	0	0	0	0	16,639	12,329
TB8010	T-Natural gas field line purchases - TB8010	47,460	49,761	55,455	64,902	53,451	139,677	131,685	164,674	127,452	147,083	22,059	32,844
TB8040	T-Natural gas city gate purchases - TB8040	3,505,391	1,064,105	12,597	1,853,927	2,846,277	4,045,068	4,257,224	4,805,581	4,384,288	6,090,850	2,347,354	3,778,184
TB8050	T-Other purchases - TB8050	-1,339	-2,487	-221	-1,093	-263	-622	-1,247	-578	-513	-763	-135	-897
TB8051	T-PGA for Residential - TB8051	8,959,381	6,410,332	2,110,058	1,309,458	773,288	633,297	714,920	601,730	1,262,709	3,931,232	5,863,673	9,243,731
TB8052	T-PGA for Commercial - TB8052	3,632,060	2,658,187	1,095,544	706,039	621,480	541,116	672,275	637,650	888,218	1,613,253	2,382,683	3,629,701
TB8053	T-PGA for Industrial - TB8053	498,580	358,843	194,405	193,836	279,154	295,697	325,534	350,629	361,186	380,366	543,995	543,995
TB8054	T-PGA for Public Authorities - TB8054	911,360	657,745	294,091	183,929	122,355	104,990	123,256	125,897	222,164	436,412	646,417	334,228
TB8058	T-Unbilled PGA Cost - TB8058	1,893,490	-3,613,671	-153,485	-851,598	-51,895	-51,066	75,872	-59,793	1,218,7			

Unallocated
Cost Center
Company
Kentucky Division - 009DIV
Activity
Period

		Feb-12	Mar-12	Apr-12	May-12	Jun-12	Jul-12	Aug-12	Sep-12	Oct-12	Nov-12	Dec-12	Jan-13
TB8081	T-Gas withdrawn from storage-Debit - TB8081	5,709,844	5,868,163	1,828,984	59,091	-7,000	0	0	0	0	20,424	1,928,180	3,701,014
TB8082	T-Gas delivered to storage-Credit - TB8082	0	-3,889	-4,783	-149,941	-1,636,700	-1,901,283	-2,138,815	-2,467,777	-2,110,782	-2,189,522	-40,007	-42,458
TB8120	T-Gas used for other utility operations-Credit - TB8120	766	-1,786	-1,349	134	421	328	-486	-2,518	-575	-3,762	-1,494	-3,098
TB8130	T-Other gas supply expenses - TB8130	0	-3	0	0	0	0	0	0	0	0	0	0
TB8580	T-Transmission and compression of gas by others - TB8580	2,381,211	2,250,465	2,288,618	2,036,564	1,685,972	1,524,474	1,682,778	1,592,126	1,584,450	2,118,133	2,293,735	2,375,635
TB8140	T-Storage-Operation supervision and engineering - TB8140	-279	-299	-289	0	-558	-279	-299	-841	271	-299	-279	-279
TB8160	T-Wells expenses - TB8160	4,096	3,672	1,283	3,442	1,843	6,542	3,183	-53	14,320	25,291	21,102	6,000
TB8170	T-Lines expenses - TB8170	2,708	1,909	1,286	3,276	2,657	3,406	3,103	3,208	1,565	7,562	4,466	4,516
TB8180	T-Compressor station expenses - TB8180	1,079	1,500	2,354	994	25	216	411	583	2,545	3,911	1,254	1,307
TB8190	T-Compressor station fuel and power - TB8190	65	64	63	63	57	53	54	33	56	63	0	129
TB8200	T-Storage-Measuring and regulating station expenses - TB8200	216	720	303	-146	68	602	-16	782	281	142	520	607
TB8210	T-Storage-Purification expenses - TB8210	402	89	186	785	126	115	85	104	114	604	760	5,957
TB8240	T-Storage-Other expenses - TB8240	21	20	21	17	19	19	17	19	19	19	0	27
TB8250	T-Storage well royalties - TB8250	1,335	768	493	450	741	227	116	411	711	389	896	1,684
TB8310	T-Storage-Maintenance of structures and improvements - TB8310	88	0	0	0	0	0	0	0	0	2,527	0	1,854
TB8340	T-Maintenance of compressor station equipment - TB8340	169	957	-306	21	507	-60	0	178	-59	1,231	1,121	-295
TB8350	T-Maintenance of measuring and regulating station equipment - TB8350	0	0	0	1,324	-642	0	358	-119	0	0	0	0
TB8360	T-Processing-Maintenance of purification equipment - TB8360	0	0	0	0	0	0	0	0	0	329	-41	2
TB8560	T-Mains expenses - TB8560	21,887	19,515	15,728	28,777	8,792	12,614	15,447	9,069	20,291	24,625	132,832	24,574
TB8570	T-Transmission-Measuring and regulating station expenses - TB8570	6,971	3,502	801	5,843	7,683	9,240	7,078	6,002	8,071	7,722	11,733	6,896
TB8630	T-Transmission-Maintenance of mains - TB8630	0	160	-53	3,538	9,667	3,721	3,612	6,385	6,033	-1,108	1,170	129
TB8650	T-Transmission-Maintenance of measuring and regulating station equip - TB8650	-7	7	0	0	0	0	0	0	0	111	95	0
TB8700	T-Distribution-Operation supervision and engineering - TB8700	81,669	105,245	93,029	122,374	95,643	95,929	100,128	96,323	97,661	110,420	157,391	127,640
TB8710	T-Distribution load dispatching - TB8710	38	56	19	38	41	161	3	37	19	19	19	40
TB8711	T-Odorization - TB8711	0	0	0	14	0	0	625	420	0	0	0	1,286
TB8740	T-Mains and Services Expenses - TB8740	197,918	228,032	206,737	242,701	206,100	235,071	228,241	240,684	245,168	199,564	208,865	229,307
TB8750	T-Distribution-Measuring and regulating station expenses - TB8750	24,115	26,013	26,037	30,970	22,613	31,512	27,463	23,927	20,172	22,302	16,368	26,203
TB8760	T-Distribution-Measuring and regulating station expenses-Industrial - TB8760	1,833	3,870	4,696	854	-421	1,727	4,873	5,319	2,022	2,575	-604	3,083
TB8770	T-Distribution-Measuring and regulating station expenses-City gate c - TB8770	4,557	1,943	2,356	1,819	1,697	7,758	20,644	16,841	2,928	5,036	5,660	11,683
TB8780	T-Meter and house regulator expenses - TB8780	54,918	61,654	52,180	58,095	54,257	60,232	57,586	63,305	65,642	69,201	61,923	73,639
TB8790	T-Customer installations expenses - TB8790	258	581	2,092	164	761	1,082	731	1,288	-80	1,942	1,473	4,687
TB8800	T-Distribution-Other expenses - TB8800	9,488	2,686	8,533	4,165	11,240	8,567	5,421	2,966	11,623	4,930	378	7,558
TB8810	T-Distribution-Rents - TB8810	35,483	35,553	37,208	36,397	36,300	35,754	33,850	38,870	32,221	34,424	30,746	41,219
TB8850	T-Distribution-Maintenance supervision and engineering - TB8850	243	235	11	179	35	117	577	164	197	313	218	142
TB8860	T-Distribution-Maintenance of structures and improvements - TB8860	105	72	53	715	0	547	433	2,268	119	954	283	286
TB8870	T-Distribution-Maint of mains - TB8870	555	331	1,449	1,256	3,516	3,087	7,091	31,776	1,311	2,530	2,562	5,464
TB8890	T-Maintenance of measuring and regulating station equipment-General - TB8890	0	572	25	0	0	0	1,599	0	2,709	0	0	0
TB8900	T-Maintenance of measuring and regulating station equipment-Industri - TB8900	0	1,060	0	0	0	3,402	1,166	93	0	0	0	0
TB8910	T-Maintenance of measuring and regulating station equipment-City gat - TB8910	322	1,048	0	428	0	1,357	1,357	2,900	0	0	1,626	0
TB8920	T-Maintenance of services - TB8920	425	985	1,307	339	1,107	528	866	1,095	957	1,544	356	1,409
TB8930	T-Maintenance of meters and house regulators - TB8930	4,502	1,964	3,188	8,073	3,838	7,912	9,131	1,337	7,246	20	3,209	4,051
TB8940	T-Distribution-Maintenance of other equipment - TB8940	1,266	1,210	593	2,539	3,131	1,104	2,112	2,198	1,326	1,326	1,041	985
TB9010	T-Customer accounts-Operation supervision - TB9010	0	0	0	0	27	357	41	1,875	-109	0	0	0
TB9020	T-Customer accounts-Meter reading expenses - TB9020	113,045	117,076	129,603	89,573	136,643	76,202	101,289	105,441	102,822	127,043	102,674	139,472
TB9030	T-Customer accounts-Customer records and collections expenses - TB9030	37,894	43,105	35,136	41,659	32,071	35,370	37,929	29,628	29,242	22,976	25,379	31,031
TB9040	T-Customer accounts-Uncollectible accounts - TB9040	27,813	24,393	18,066	15,378	15,226	-69,712	15,288	63,979	21,597	26,207	34,035	38,321
TB9090	T-Customer service-Operating informational and instructional adverti - TB9090	8,788	7,690	9,267	9,703	6,372	9,871	9,457	9,946	16,627	13,741	9,261	9,709
TB9100	T-Customer service-Miscellaneous customer service - TB9100	0	128	0	0	0	0	0	0	0	0	0	0
TB9110	T-Sales-Supervision - TB9110	13,726	13,362	13,530	15,998	14,369	14,217	20,225	17,223	20,302	17,801	17,190	19,313
TB9120	T-Sales-Demonstrating and selling expenses - TB9120	12,073	7,467	4,106	5,211	4,044	5,345	2,866	11,354	3,251	16,871	16,434	9,546
TB9130	T-Sales-Advertising expenses - TB9130	200	3,223	965	610	765	905	275	320	2,140	823	131	1,986
TB9150	T-Sales-Miscellaneous sales expenses - TB9150	0	0	0	0	0	0	0	0	0	0	0	0
TB9200	T-A&G-Administrative & general salaries - TB9200	22,847	23,994	26,193	28,808	30,370	29,455	31,047	29,075	33,613	31,454	29,451	32,767
TB9210	T-A&G-Office supplies & expense - TB9210	839	-1,067	1,045	-1,452	765	2,214	-586	-519	-1,066	-170	-665	353
TB9220	T-A&G-Administrative expense transferred-Credit - TB9220	826,526	803,953	744,369	778,597	892,174	798,648	839,146	1,020,329	961,945	791,218	950,373	866,865
TB9230	T-A&G-Outside services employed - TB9230	27,762	46,072	-14,344	20,626	44,630	30,666	23,477	27,013	12,573	22,580	18,576	9,522
TB9240	T-A&G-Property insurance - TB9240	11,599	12,479	12,163	12,152	12,092	10,389	12,480	11,814	12,711	12,436	12,442	12,762
TB9250	T-A&G-Injuries & damages - TB9250	6,868	14,631	25,258	1,401	150	121	1,377	700,338	1,294	2,071	4,081	2,777
TB9250	T-A&G-Employee pensions and benefits - TB9250	171,879	186,879	188,116	187,745	187,119	174,215	186,844	182,462	275,567	225,124	241,327	288,389
TB9270	T-A&G-Franchise requirements - TB9270	493	508	35,767	0	302	12,459	1,459	0	87	123	690	335
TB9280	T-A&G-Regulatory commission expenses - TB9280	15,275	15,275	15,275	15,275	15,275	15,275	15,275	15,275	15,275	15,275	15,275	15,275
TB9302	T-Miscellaneous general expenses - TB9302	2,005	3,162	10,060	1,344	1,844	5,378	5,375	15	30	825	2,860	13,952
TB9310	T-A&G-Rents - TB9310	2,686	2,686	2,686	2,686	2,491	2,594	2,644	2,636	2,686	2,686	2,686	3,698
TB	TB	-797,199	-6,092,562	-3,048,054	5,177,288	5,363,485	-4,905,825	4,437,460	7,656,783	4,296,071	4,572,841	-3,163,509	-3,224,947
	checksum to tie to the model differences to resolve	-797,199	-6,092,562	-3,048,054	5,177,288	5,363,485	-4,905,825	4,437,460	7,656,783	4,296,071	4,572,841	-3,163,509	-3,215,947
		0	0	0	0	0	0	0	0	0	0	0	-9,000
	total gas cost	16,055,628	6,469,448	3,539,274	1,478,959	1,659,485	1,527,419	1,911,535	1,628,939	3,941,415	8,817,495	11,273,608	16,755,309

Unallocated
Cost Center
Company
Kentucky Division - 008DIV
Activity
Period

		Feb-13	Mar-13	Apr-13	May-13	Jun-13	Jul-13	Aug-13	Sep-13
TB1010	T-Gas Plant in Service - TB1010	1,226,095	-57,144	0	0	0	0	0	0
TB1070	T-Construction work in progress - TB1070	1,413,732	802,470	0	0	0	0	0	0
TB1080	T-Accum Prov for Depreciation - TB1080	-475,966	118,066	0	0	0	0	0	0
TB1420	T-Customer accounts receivable - TB1420	-1,835,054	-15,251,946	0	0	0	0	0	0
TB1430	T-Other Accounts Receivable - TB1430	7,011	23,644	0	0	0	0	0	0
TB1440	T-Accum prov for uncollectible accounts - TB1440	-52,018	0	0	0	0	0	0	0
TB1560	T-Other Materials and Supplies - TB1560	0	0	0	0	0	0	0	0
TB1630	T-Stores Expense Undistributed - TB1630	-16,937	11,953	0	0	0	0	0	0
TB1641	T-Ges stored underground-Current - TB1641	-5,135,254	0	0	0	0	0	0	0
TB1680	T-Prepayments - TB1680	-21,876	0	0	0	0	0	0	0
TB1740	T-Miscellaneous current and accrued assets - TB1740	76,206	-180,790	0	0	0	0	0	0
TB1823	T-Other Regulatory Assets - TB1823	-15,275	0	0	0	0	0	0	0
TB1840	T-Clearing Account - TB1840	-38,050	-207,581	0	0	0	0	0	0
TB1860	T-Miscellaneous deferred debits - TB1860	-212,170	25,854	0	0	0	0	0	0
TB1900	T-Accumulated Deferred Income Taxes - TB1900	0	0	0	0	0	0	0	0
TB1910	T-Unrecovered Purchased Gas Costs - TB1910	1,084,597	6,406,235	0	0	0	0	0	0
TB2262	T-Accumulated provision for injuries and damages - TB2262	0	0	0	0	0	0	0	0
TB2320	T-Accounts Payable - TB2320	-229,920	5,007,624	0	0	0	0	0	0
TB2350	T-Customer deposits - TB2350	382	0	0	0	0	0	0	0
TB2360	T-Taxes accrued - TB2360	537,891	238,695	0	0	0	0	0	0
TB2370	T-Interest accrued - TB2370	-400	0	0	0	0	0	0	0
TB2410	T-Tax collections - TB2410	-305,311	69,482	0	0	0	0	0	0
TB2420	T-Miscellaneous current and accrued liabilities - TB2420	-2,719,021	4,615,105	0	0	0	0	0	0
TB2520	T-Customer advances for construction - TB2520	2,578	0	0	0	0	0	0	0
TB2530	T-Other deferred credits - TB2530	2,253	0	0	0	0	0	0	0
TB2620	T-Accum deferred income taxes-Other property - TB2620	0	0	0	0	0	0	0	0
TB2630	T-Accumulated deferred income taxes-Other - TB2630	0	0	0	0	0	0	0	0
TB4030	T-Depreciation Expense - TB4030	1,199,080	0	0	0	0	0	0	0
TB4060	T-Amortization of gas plant acquisition adjustments - TB4060	4,878	0	0	0	0	0	0	0
TB4073	T-Regulatory Debits - TB4073	4,326	0	0	0	0	0	0	0
TB4074	T-Regulatory Credits - TB4074	-7,846	0	0	0	0	0	0	0
TB4081	T-Taxes other than income taxes, utility operating income - TB4081	357,566	-14,503	0	0	0	0	0	0
TB4091	T-Income taxes, utility operating income - TB4091	0	0	0	0	0	0	0	0
TB4101	T-Provision for deferred income taxes - TB4101	0	0	0	0	0	0	0	0
TB4160	T-Costs and Expenses of Merchandising, Jobbing & Contract Work - TB4160	355	20	0	0	0	0	0	0
TB4170	T-Revenues from nonutility operations - TB4170	-2,009	0	0	0	0	0	0	0
TB4190	T-Interest and dividend income - TB4190	-6,625	0	0	0	0	0	0	0
TB4210	T-Miscellaneous nonoperating income - TB4210	-175,113	204,630	0	0	0	0	0	0
TB4261	T-Donations - TB4261	6,826	7,705	0	0	0	0	0	0
TB4263	T-Penalties - TB4263	0	0	0	0	0	0	0	0
TB4264	T-Civic, Political and Related - TB4264	14,785	5,000	0	0	0	0	0	0
TB4265	T-Other deductions - TB4265	13,418	22,002	0	0	0	0	0	0
TB4270	T-Interest on long-term debt - TB4270	509,315	0	0	0	0	0	0	0
TB4280	T-Amortization of debt discount and expense - TB4280	6,772	0	0	0	0	0	0	0
TB4281	T-Amortization of loss on reacquired debt - TB4281	9,114	0	0	0	0	0	0	0
TB4300	T-Interest on debt to associated companies - TB4300	2,370	0	0	0	0	0	0	0
TB4310	T-Other interest expense - TB4310	11,596	0	0	0	0	0	0	0
TB4320	T-Allowance for borrowed funds used during construction - TB4320	-6,151	0	0	0	0	0	0	0
TB4800	T-Residential sales - TB4800	-13,757,430	0	0	0	0	0	0	0
TB4805	T-Unbilled Residential Revenue - TB4805	1,575,941	6,386,449	0	0	0	0	0	0
TB4811	T-Commercial Revenue-Banner - TB4811	-5,456,377	0	0	0	0	0	0	0
TB4812	T-Industrial Revenue-Banner - TB4812	-670,585	0	0	0	0	0	0	0
TB4815	T-Unbilled Comm Revenue - TB4815	599,908	2,549,395	0	0	0	0	0	0
TB4820	T-Other Sales to Public Authorities - TB4820	-1,230,627	0	0	0	0	0	0	0
TB4825	T-Unbilled Public Authority Revenue - TB4825	144,583	546,886	0	0	0	0	0	0
TB4870	T-Forfeited discounts - TB4870	-163,882	0	0	0	0	0	0	0
TB4880	T-Miscellaneous service revenues - TB4880	-56,573	0	0	0	0	0	0	0
TB4893	T-Revenue-Transportation Distribution - TB4893	-1,111,196	1,102,953	0	0	0	0	0	0
TB4950	T-Other gas revenues - TB4950	0	0	0	0	0	0	0	0
TB8001	T-Intercompany Gas Well-head Purchases - TB8001	237,922	199,350	0	0	0	0	0	0
TB8010	T-Natural gas field line purchases - TB8010	34,946	0	0	0	0	0	0	0
TB8040	T-Natural gas city gate purchases - TB8040	1,866,546	0	0	0	0	0	0	0
TB8050	T-Other purchases - TB8050	-218	0	0	0	0	0	0	0
TB8051	T-PGA for Residential - TB8051	9,286,721	0	0	0	0	0	0	0
TB8052	T-PGA for Commercial - TB8052	3,920,643	0	0	0	0	0	0	0
TB8053	T-PGA for Industrial - TB8053	559,317	0	0	0	0	0	0	0
TB8054	T-PGA for Public Authorities - TB8054	962,131	0	0	0	0	0	0	0
TB8058	T-Unbilled PGA Cost - TB8058	-1,700,548	-6,692,996	0	0	0	0	0	0
TB8059	T-PGA Offset to Unrecovered Gas Cost - TB8059	-13,936,362	-199,360	0	0	0	0	0	0
TB8060	T-Exchange gas - TB8060	4,136,124	0	0	0	0	0	0	0

Unallocated
Cost Center
Company
Kentucky Division - 009DIV
Activity
Period

	Feb-13	Mar-13	Apr-13	May-13	Jun-13	Jul-13	Aug-13	Sep-13
TB8081 T-Gas withdrawn from storage-Debit - TB8081	5,133,843	0	0	0	0	0	0	0
TB8082 T-Gas delivered to storage-Credit - TB8082	-2,095	0	0	0	0	0	0	0
TB8120 T-Gas used for other utility operations-Credit - TB8120	-148	6,199	0	0	0	0	0	0
TB8130 T-Other gas supply expenses - TB8130	0	0	0	0	0	0	0	0
TB8580 T-Transmission and compression of gas by others - TB8580	2,409,293	0	0	0	0	0	0	0
TB8140 T-Storage-Operation supervision and engineering - TB8140	-279	0	0	0	0	0	0	0
TB8160 T-Wells expenses - TB8160	5,068	3,258	0	0	0	0	0	0
TB8170 T-Lines expenses - TB8170	5,968	1,765	0	0	0	0	0	0
TB8180 T-Compressor station expenses - TB8180	839	296	0	0	0	0	0	0
TB8190 T-Compressor station fuel and power - TB8190	66	0	0	0	0	0	0	0
TB8200 T-Storage-Measuring and regulating station expenses - TB8200	376	190	0	0	0	0	0	0
TB8210 T-Storage-Purification expenses - TB8210	6,199	688	0	0	0	0	0	0
TB8240 T-Storage-Other expenses - TB8240	25	0	0	0	0	0	0	0
TB8250 T-Storage well royalties - TB8250	2,216	903	0	0	0	0	0	0
TB8310 T-Storage-Maintenance of structures and improvements - TB8310	0	0	0	0	0	0	0	0
TB8340 T-Maintenance of compressor station equipment - TB8340	0	0	0	0	0	0	0	0
TB8350 T-Maintenance of measuring and regulating station equipment - TB8350	0	0	0	0	0	0	0	0
TB8360 T-Processing-Maintenance of purification equipment - TB8360	0	0	0	0	0	0	0	0
TB8560 T-Mains expenses - TB8560	14,397	16,321	0	0	0	0	0	0
TB8570 T-Transmission-Measuring and regulating station expenses - TB8570	6,341	5,554	0	0	0	0	0	0
TB8630 T-Transmission-Maintenance of mains - TB8630	1,893	-422	0	0	0	0	0	0
TB8650 T-Transmission-Maintenance of measuring and regulating station equip - TB8650	178	-55	0	0	0	0	0	0
TB8700 T-Distribution-Operation supervision and engineering - TB8700	85,332	283,270	0	0	0	0	0	0
TB8710 T-Distribution load dispatching - TB8710	22	19	0	0	0	0	0	0
TB8711 T-Oderization - TB8711	0	0	0	0	0	0	0	0
TB8740 T-Mains and Services Expenses - TB8740	242,776	122,901	0	0	0	0	0	0
TB8750 T-Distribution-Measuring and regulating station expenses - TB8750	20,670	14,292	0	0	0	0	0	0
TB8760 T-Distribution-Measuring and regulating station expenses-Industrial - TB8760	2,200	865	0	0	0	0	0	0
TB8770 T-Distribution-Measuring and regulating station expenses-City gate c - TB8770	5,212	3,193	0	0	0	0	0	0
TB8780 T-Meter and house regulator expenses - TB8780	63,084	33,598	0	0	0	0	0	0
TB8790 T-Customer installations expenses - TB8790	6	2,009	0	0	0	0	0	0
TB8800 T-Distribution-Other expenses - TB8800	30,562	34,668	0	0	0	0	0	0
TB8810 T-Distribution-Rents - TB8810	35,264	62,815	0	0	0	0	0	0
TB8850 T-Distribution-Maintenance supervision and engineering - TB8850	259	154	0	0	0	0	0	0
TB8860 T-Distribution-Maintenance of structures and improvements - TB8860	103	54	0	0	0	0	0	0
TB8870 T-Distribution-Maint of mains - TB8870	2,499	2,044	0	0	0	0	0	0
TB8890 T-Maintenance of measuring and regulating station equipment-General - TB8890	0	0	0	0	0	0	0	0
TB8900 T-Maintenance of measuring and regulating station equipment-Industri - TB8900	2,409	0	0	0	0	0	0	0
TB8910 T-Maintenance of measuring and regulating station equipment-City gat - TB8910	0	0	0	0	0	0	0	0
TB8920 T-Maintenance of services - TB8920	1,055	160	0	0	0	0	0	0
TB8930 T-Maintenance of meters and house regulators - TB8930	4,665	-401	0	0	0	0	0	0
TB8940 T-Distribution-Maintenance of other equipment - TB8940	183	1,563	0	0	0	0	0	0
TB9010 T-Customer accounts-Operation supervision - TB9010	29	0	0	0	0	0	0	0
TB9020 T-Customer accounts-Meter reading expenses - TB9020	110,766	70,775	0	0	0	0	0	0
TB9030 T-Customer accounts-Customer records and collections expenses - TB9030	32,876	19,135	0	0	0	0	0	0
TB9040 T-Customer accounts-Uncollectible accounts - TB9040	32,234	0	0	0	0	0	0	0
TB9090 T-Customer service-Operating informational and instructional adverti - TB9090	8,778	5,216	0	0	0	0	0	0
TB9100 T-Customer service-Miscellaneous customer service - TB9100	0	0	0	0	0	0	0	0
TB9110 T-Sales-Supervision - TB9110	16,328	10,144	0	0	0	0	0	0
TB9120 T-Sales-Demonstrating and selling expenses - TB9120	3,925	3,299	0	0	0	0	0	0
TB9130 T-Sales-Advertising expenses - TB9130	1,431	875	0	0	0	0	0	0
TB9160 T-Sales-Miscellaneous sales expenses - TB9160	0	0	0	0	0	0	0	0
TB9200 T-A&G-Administrative & general salaries - TB9200	28,489	18,293	0	0	0	0	0	0
TB9210 T-A&G-Office supplies & expense - TB9210	-1,265	54	0	0	0	0	0	0
TB9220 T-A&G-Administrative expense transferred-Credit - TB9220	865,163	0	0	0	0	0	0	0
TB9230 T-A&G-Outside services employed - TB9230	10,284	20,967	0	0	0	0	0	0
TB9240 T-A&G-Property insurance - TB9240	15,501	0	0	0	0	0	0	0
TB9250 T-A&G-Injuries & damages - TB9250	757	199	0	0	0	0	0	0
TB9260 T-A&G-Employee pensions and benefits - TB9260	248,912	4,274	0	0	0	0	0	0
TB9270 T-A&G-Franchise requirements - TB9270	1,029	135	0	0	0	0	0	0
TB9280 T-A&G-Regulatory commission expenses - TB9280	22,326	15,813	0	0	0	0	0	0
TB9302 T-Miscellaneous general expenses - TB9302	1,570	0	0	0	0	0	0	0
TB9310 T-A&G-Rents - TB9310	2,929	461	0	0	0	0	0	0
TB TB	-9,933,334	6,506,738	0	0	0	0	0	0
checksum to tie to the model differences to resolve	-9,933,334	0						
total gas cost	13,028,117							

	Oct	Nov	Dec	Jan	Feb	Mar	Apr	May	Jun	Jul	Aug	Sep
FY 08	\$ 44,133,910	\$ 53,062,915	\$ 42,582,062	\$ 27,507,606	\$ 4,937,327	\$ (16,531,181)	\$ (39,058,955)	\$ (22,197,128)	\$ (11,383,643)	\$ 16,775,258	\$ 34,646,049	\$ 50,350,110
FY 09	\$ 61,081,183	\$ 67,659,697	\$ 54,757,948	\$ 38,382,833	\$ 21,150,674	\$ 9,081,738	\$ (3,172,376)	\$ (4,788,869)	\$ 778,644	\$ 9,539,999	\$ 13,336,035	\$ 17,551,685
FY 10	\$ 22,010,393	\$ 26,190,142	\$ 22,364,226	\$ 12,172,943	\$ 942,900	\$ (8,625,557)	\$ (14,667,019)	\$ (6,218,371)	\$ (2,899,226)	\$ 5,488,058	\$ 14,826,235	\$ 22,328,221
FY 11	\$ 27,098,631	\$ 29,801,724	\$ 24,601,617	\$ 10,945,312	\$ 541,206	\$ (6,032,862)	\$ (13,274,969)	\$ (5,976,373)	\$ (470,492)	\$ 6,513,441	\$ 12,598,665	\$ 18,733,101
										Base Period ---->		
FY 12	\$ 24,784,043	\$ 28,474,934	\$ 25,765,600	\$ 19,590,922	\$ 12,611,322	\$ 5,904,261	\$ 3,368,080	\$ 3,276,175	\$ 4,600,364	\$ 7,789,414	\$ 11,643,861	\$ 14,477,521
										<----- Base Period		
FY 13	\$ 17,501,550	\$ 21,020,018	\$ 16,765,988	\$ 11,968,711	\$ 2,697,334	\$ (2,918,053)	\$ (8,191,303)	\$ (2,972,856)	\$ 410,215	\$ 6,596,971	\$ 11,643,861	\$ 14,477,521
										Forecasted Period ---->		
FY 14	\$ 17,501,550	\$ 21,020,018	\$ 16,765,988	\$ 11,968,711	\$ 2,697,334	\$ (2,918,053)	\$ (8,191,303)	\$ (2,972,856)	\$ 410,215	\$ 6,596,971	\$ 11,643,861	\$ 14,477,521
										<----- Forecasted Period		
FY 15	\$ 17,501,550	\$ 21,020,018										

Kentucky Division - 009DIV

		October	November	December	January	February	March	April	May	June	July	August	September
Fiscal 2006	Gas stored underground-Current - P/L Stored Gas 1641-15901	7,634,545	8,139,979	6,905,708	5,988,079	4,211,127	1,778,361	(26,252)	1,371,322	3,612,431	6,414,707	9,146,116	11,153,815
	Gas stored underground-Current - East Diamond Storage Facility 1641-16006	10,184,030	11,823,092	9,489,793	7,078,719	4,651,881	2,381,222	(29,852)	2,377,321	5,220,607	8,206,065	11,211,540	13,522,585
	Gas stored underground-Current - Bon Harbor Storage 1641-16013	5,641,371	5,859,625	5,856,625	5,203,996	3,806,429	2,248,821	1,627,671	1,593,010	3,438,833	6,250,489	8,656,457	7,598,441
	Gas stored underground-Current - Grandview Storage 1641-16014	2,198,302	2,197,068	2,191,877	1,753,071	1,430,418	1,104,951	1,107,207	1,643,701	2,065,293	2,403,158	2,620,015	2,681,733
	Gas stored underground-Current - Hickory Storage 1641-16015	3,162,928	3,222,636	3,270,624	3,268,903	2,384,072	1,357,973	1,287,741	1,755,491	2,080,236	2,048,682	3,091,971	4,067,839
	Gas stored underground-Current - Kirkwood Storage 1641-16016	2,130,238	2,130,238	2,130,238	1,797,546	1,517,350	1,078,803	900,258	899,640	1,452,561	2,216,446	2,219,446	2,378,900
	Gas stored underground-Current - St. Charles Storage 1641-16017	19,430,581	19,430,581	18,843,679	16,673,549	13,644,859	9,849,934	3,511,646	6,130,189	12,043,842	21,958,099	23,309,113	24,646,625
	Gas Stored Underground	50,381,995	52,802,218	48,591,544	41,783,863	31,746,035	19,801,065	8,378,421	15,790,674	29,873,803	49,500,646	68,356,659	66,046,938
	Miscellaneous current and accr - Texas Gas Imbalance 2420-27384	5,759,521	(904,559)	5,328,671	13,519,593	26,201,354	35,381,002	46,647,626	37,302,557	40,638,405	32,026,005	22,973,161	15,291,388
	Miscellaneous current and accr - Storage Imbalance 1740-27387	(486,565)	(643,862)	(780,810)	(736,664)	(907,354)	(951,244)	(789,749)	(585,245)	(621,041)	(669,383)	(737,448)	(408,441)
residual	44,133,910	53,062,915	42,582,062	27,507,606	4,937,327	(16,531,181)	(39,058,965)	(22,197,128)	(11,383,643)	16,775,258	24,646,049	50,350,110	
Fiscal 2009	Gas stored underground-Current - P/L Stored Gas 1641-15901	12,012,907	12,341,133	10,240,188	8,062,631	5,304,173	3,589,947	1,903,634	2,163,679	2,693,559	3,424,437	3,879,958	4,342,288
	Gas stored underground-Current - East Diamond Storage Facility 1641-16006	15,463,220	17,245,512	13,810,579	10,281,142	6,711,705	3,305,769	(43,687)	825,014	1,711,243	2,602,074	3,824,148	4,329,631
	Gas stored underground-Current - Bon Harbor Storage 1641-16013	7,953,216	7,693,216	6,181,265	3,810,368	2,922,635	2,304,098	2,002,450	2,002,450	2,170,253	2,588,828	2,907,132	3,236,890
	Gas stored underground-Current - Grandview Storage 1641-16014	2,689,656	2,888,075	2,432,573	1,896,813	1,437,126	1,238,268	1,501,851	180,806	247,013	400,224	538,226	666,866
	Gas stored underground-Current - Hickory Storage 1641-16015	4,258,274	4,257,665	4,253,423	3,501,909	2,633,031	1,950,666	1,870,576	976,812	1,074,571	1,305,444	1,507,199	1,884,009
	Gas stored underground-Current - Kirkwood Storage 1641-16016	2,560,736	2,560,736	2,483,286	2,403,581	1,020,250	841,249	669,026	711,464	841,316	952,832	1,156,620	1,582,620
	Gas stored underground-Current - St. Charles Storage 1641-16017	24,940,743	24,940,743	23,388,558	19,981,011	16,302,471	5,189,358	(2,039,801)	84,739	681,563	3,565,555	4,769,822	6,236,940
	Gas Stored Underground	69,819,852	71,727,080	62,789,872	48,977,476	36,941,901	18,796,359	6,036,291	6,892,626	9,239,666	14,695,918	18,079,316	21,757,165
	Miscellaneous current and accr - Texas Gas Imbalance 2420-27384	8,194,568	3,724,471	7,712,167	11,161,105	15,494,152	9,579,575	9,030,599	11,558,292	8,229,793	4,893,015	4,467,894	3,938,889
	Miscellaneous current and accr - Storage Imbalance 1740-27387	(342,912)	(342,912)	(319,757)	(233,539)	(297,075)	(135,045)	(178,067)	(123,203)	(231,230)	(262,903)	(276,378)	(266,610)
residual	61,081,183	67,659,897	54,757,948	38,382,833	21,150,674	9,081,738	(3,172,376)	(4,788,869)	778,644	9,539,989	13,336,036	17,551,685	
Fiscal 2010	Gas stored underground-Current - P/L Stored Gas 1641-15901	4,908,920	5,536,418	5,084,131	3,942,307	2,889,053	847,589	501,628	1,234,026	1,817,545	2,592,373	3,406,106	4,184,336
	Gas stored underground-Current - East Diamond Storage Facility 1641-16006	5,022,977	5,982,008	4,790,522	3,559,320	2,328,115	1,216,061	307,431	1,248,877	2,255,406	3,335,363	4,465,126	5,554,204
	Gas stored underground-Current - Bon Harbor Storage 1641-16013	3,529,989	3,892,265	3,434,060	2,546,466	1,584,867	786,619	213,511	213,511	736,041	1,296,628	1,877,966	2,574,999
	Gas stored underground-Current - Grandview Storage 1641-16014	781,153	921,962	810,276	597,295	371,721	181,170	46,024	207,542	382,535	570,034	764,785	944,306
	Gas stored underground-Current - Hickory Storage 1641-16015	2,054,084	2,264,201	1,995,451	1,477,717	919,767	454,549	121,262	363,494	623,084	901,268	1,190,126	1,456,926
	Gas stored underground-Current - Kirkwood Storage 1641-16016	1,152,817	1,165,600	1,028,368	762,479	474,516	235,416	63,842	183,214	310,796	447,792	589,711	721,341
	Gas stored underground-Current - St. Charles Storage 1641-16017	7,250,183	8,499,842	7,498,961	5,600,641	3,460,864	1,717,842	468,360	1,910,889	3,455,415	5,112,454	6,830,686	8,424,701
	Gas Stored Underground	24,700,133	28,262,117	24,641,788	18,446,225	12,028,903	5,439,246	1,719,058	5,361,553	9,880,816	14,266,962	19,114,477	23,860,813
	Miscellaneous current and accr - Texas Gas Imbalance 2420-27384	2,483,323	1,757,378	1,964,647	5,781,577	10,303,366	13,456,264	15,886,621	11,342,894	12,197,963	8,447,135	4,025,746	1,095,268
	Miscellaneous current and accr - Storage Imbalance 1740-27387	(250,417)	(314,597)	(282,916)	(491,705)	(782,836)	(608,538)	(497,456)	(236,929)	(282,076)	(320,759)	(276,497)	(437,324)
residual	22,010,393	26,190,142	22,364,226	12,172,943	942,900	(8,625,557)	(14,867,019)	(6,218,371)	(2,899,226)	5,486,058	14,826,235	22,328,221	
Fiscal 2011	Gas stored underground-Current - P/L Stored Gas 1641-15901	5,004,120	5,376,894	4,749,745	3,180,779	2,169,462	1,406,349	387,619	1,242,042	1,936,276	2,706,423	3,211,904	3,918,588
	Gas stored underground-Current - East Diamond Storage Facility 1641-16006	6,459,238	7,042,953	6,042,007	4,507,302	2,839,451	1,424,270	370,656	1,269,282	2,603,813	3,553,518	4,486,024	5,387,900
	Gas stored underground-Current - Bon Harbor Storage 1641-16013	3,044,771	3,265,155	2,793,365	2,083,842	1,312,741	658,460	171,343	571,155	1,165,098	1,697,636	2,002,522	2,403,780
	Gas stored underground-Current - Grandview Storage 1641-16014	1,100,094	1,207,512	1,031,874	786,902	483,137	239,260	61,116	217,277	448,965	614,340	776,356	932,281
	Gas stored underground-Current - Hickory Storage 1641-16015	1,680,265	1,850,148	1,584,751	1,180,196	743,498	370,968	96,061	327,851	671,673	916,672	1,167,004	1,389,448
	Gas stored underground-Current - Kirkwood Storage 1641-16016	836,098	914,890	784,872	585,524	368,881	185,059	48,203	162,150	331,374	451,798	604,400	758,440
	Gas stored underground-Current - St. Charles Storage 1641-16017	9,813,385	10,766,405	9,236,281	6,890,210	4,340,596	2,177,234	586,592	1,945,441	3,993,636	5,450,860	6,881,695	8,266,552
	Gas Stored Underground	27,948,001	30,414,758	26,222,916	19,194,755	12,257,756	6,461,598	1,701,590	5,734,997	11,190,836	15,261,248	19,085,546	22,981,929
	Miscellaneous current and accr - Texas Gas Imbalance 2420-27384	523,383	325,110	1,375,632	7,602,211	11,177,803	12,045,987	14,659,494	11,253,060	11,050,697	8,357,044	6,237,496	3,983,157
	Miscellaneous current and accr - Storage Imbalance 1740-27387	(325,987)	(287,923)	(245,667)	(547,232)	(538,748)	(448,474)	(317,065)	(468,310)	(570,631)	(410,763)	(249,414)	(265,671)
residual	27,098,631	29,801,724	24,601,617	10,945,312	541,206	(6,032,882)	(13,274,969)	(5,978,372)	(470,492)	6,513,441	12,596,695	16,733,101	
Fiscal 2012	Gas stored underground-Current - P/L Stored Gas 1641-15901	4,558,208	5,113,507	4,737,935	4,036,403	2,480,048	1,370,891	717,751	808,802	1,193,007	1,584,160	1,996,705	2,566,567
	Gas stored underground-Current - East Diamond Storage Facility 1641-16006	6,216,569	7,036,474	6,524,476	5,318,706	3,811,818	2,362,170	1,880,087	1,880,097	2,283,981	2,768,323	3,321,335	3,923,249
	Gas stored underground-Current - Bon Harbor Storage 1641-16013	2,772,468	3,137,217	3,137,217	3,137,217	3,137,217	3,137,217	3,137,217	3,137,217	3,137,217	3,137,217	3,137,217	3,137,217
	Gas stored underground-Current - Grandview Storage 1641-16014	1,071,285	1,213,103	1,027,579	594,550	561,888	306,901	269,970	269,970	344,310	433,714	556,570	648,202
	Gas stored underground-Current - Hickory Storage 1641-16015	1,603,213	1,814,677	1,538,364	892,004	844,364	451,888	406,649	406,649	516,746	648,894	798,693	966,633
	Gas stored underground-Current - Kirkwood Storage 1641-16016	788,477	893,468	826,859	669,688	473,252	284,596	238,933	238,933	290,125	351,468	421,593	499,143
	Gas stored underground-Current - St. Charles Storage 1641-16017	9,537,040	10,795,065	9,990,494	8,091,413	5,719,465	3,439,005	2,887,361	3,506,842	4,249,660	5,097,906	6,036,468	7,036,468
	Gas Stored Underground	26,548,261	30,003,812	27,782,924	22,739,982	17,027,806	11,362,668	9,537,978	9,628,829	11,272,228	13,173,476	15,210,007	17,777,466
	Miscellaneous current and accr - Texas Gas Imbalance 2420-27384	1,502,388	1,295,550	1,669,569	2,802,239	4,086,170	5,058,955	5,924,903	6,155,391	6,522,604	5,111,589	3,414,661	3,102,012
	Miscellaneous current and accr - Storage Imbalance 1740-27387	(260,829)	(233,028)	(245,667)	(547,232)	(538,748)	(448,474)	(317,065)	(468,310)	(570,631)	(410,763)	(249,414)	(265,671)
residual	24,784,043	28,474,934	25,785,600	19,990,922	12,611,322	5,904,281	3,368,080	3,276,175	4,600,364	7,789,414	11,643,861	14,477,521	
Fiscal 2013	Gas stored underground-Current - P/L Stored Gas 1641-15901	3,032,291	3,311,942	2,813,608	2,425,007	1,384,484	1,384,484	0	0	0	0	0	0
	Gas stored underground-Current - East Diamond Storage Facility 1641-16006	4,457,658	5,063,657	4,696,214	3,827,593	2,743,044	2,743,044	0	0	0	0	0	0
	Gas stored underground-Current - Bon Harbor Storage 1641-16013	3,137,217	3,137,217	2,902,226	2,352,570	1,662,325	848,891	0	0	0	0	0	0
	Gas stored underground-Current - Grandview Storage 1641-16014	743,215	852,966	789,042	638,047	448,396	174,798	0	0	0	0	0	0

Kentucky Division - 009DIV

Income Statements

	Fiscal 2009 Dec 12 Mo	Fiscal 2010 Dec 12 Mo	Fiscal 2011 Dec 12 Mo	Fiscal 2012 Dec 12 Mo	Fiscal 2013 Dec 12 Mo
Operating Revenue					
Total Gas Revenue	231,575,464	178,497,601	144,566,174	136,918,764	121,689,041
Transportation Revenue	10,041,778	9,667,397	10,267,069	10,853,642	11,315,067
Forfeited Discounts	1,776,882	1,335,586	1,151,872	1,111,136	996,447
Other Operating Revenue	914,351	855,494	830,632	778,272	777,299
Total Operating Revenues	244,308,475	190,356,078	156,815,747	149,661,814	134,777,854
Total Purchased Gas Costs	186,799,834	135,697,832	98,777,118	87,028,121	70,662,982
Gross Profit	57,508,641	54,658,246	58,038,629	62,633,693	64,114,872
Operating Expenses					
Direct Expenses	11,247,031	12,478,692	11,754,533	13,727,851	12,755,703
Bad Debt Expense	1,487,424	1,702,304	(528,867)	(361,489)	224,120
Share Services Billings	10,252,914	10,071,043	9,668,231	9,411,669	10,085,675
Depreciation and Amortization	11,310,785	12,607,600	12,908,531	13,430,852	13,981,400
Total Taxes - Other Than Income Taxes	3,249,675	4,029,159	4,069,527	2,981,873	4,317,313
Total Operating Expenses	37,547,830	40,888,797	37,871,955	39,190,757	41,364,211
Operating Income (Loss)	19,960,811	13,769,449	20,166,673	23,442,937	22,750,661
Other Non-Operating Income/Expense					
Interest Income	517,121	337,003	153,464	17	63,591
PBR	2,129,094	2,220,097	2,069,886	2,165,645	2,702,101
Others Income	754,543	494,322	172,259	1,119,962	45,767
Total Non-Operating Income	3,400,758	3,051,422	2,395,609	3,285,624	2,811,460
Total Non-Operating Expense	8,849,847	7,207,064	6,631,906	6,397,662	6,276,475
Total Other Non-Operating Income/Expense	3,449,089	4,155,642	4,236,297	3,112,038	3,465,016
Income (Loss), Before Income Taxes	16,511,722	9,613,806	15,930,376	20,330,899	19,285,646
Total Provision (Benefit) for Inc Tax	4,584,771	2,944,864	5,226,615	8,020,392	5,350,107
Income (Loss), Before Cumulative Effect	11,926,952	6,668,942	10,703,761	12,310,507	13,935,538

Kentucky Division - 009DIV

	Fiscal 2009 Dec 12 Mo	Fiscal 2010 Dec 12 Mo	Fiscal 2011 Dec 12 Mo	Fiscal 2012 Dec 12 Mo	Fiscal 2013 Dec 12 Mo
Interest on long-Term debt - SSU Allocation 4270-09999	3,840,162	0	0	0	0
Interest on long-Term debt - Billed from BTL SS 4270-41134	1,306,890	5,864,505	5,723,108	5,315,677	5,124,298
Amortization of debt discount - Billed from BTL SS 4280-41134	26,939	115,224	84,868	68,397	63,991
Amortization of debt discount - Billed from BTL HQ 4280-41136	1,849	7,390	7,320	2,714	2,543
Amortization of loss on reacqu - Billed from BTL SS 4281-41134	27,790	109,842	128,309	127,949	115,135
Long Term Interest Expenses	5,203,619	6,096,961	5,943,605	5,514,737	5,305,967
Interest on debt to associated - Billed from BTL SS 4300-41134	7,596	7,300	10,481	21,939	29,908
Other interest expense - SSU Allocation 4310-09999	310,920	0	0	0	0
Other interest expense - Cust Deps-By Acct/Div 4310-30119	249,140	224,876	203,958	207,236	99,364
Other interest expense - Int on Taxes 4310-30157	51,909	0	3,694	0	2,658
Other interest expense - Billed from BTL SS 4310-41134	315,059	303,638	108,403	47,980	174,291
Other interest expense - Billed from BTL HQ 4310-41136	0	0	0	8	0
Allowance for borrowed funds u - Default 4320-00000	(160,434)	(198,755)	(286,103)	(6,585)	(71,911)
Allowance for borrowed funds u - Billed from BTL SS 4320-41134	0	0	(1,009)	(15,835)	(29,297)
Short Term Interest Expenses	774,190	337,060	40,424	254,743	205,014
Total Interest Expense	5,977,809	6,434,020	5,984,029	5,769,480	5,510,981
Donations	273,151	222,664	213,883	287,095	328,982
Other Non-Operating Expense	598,887	550,380	433,994	341,087	436,513
Total Non-Operating Expense	6,849,847	7,207,064	6,631,906	6,397,662	6,276,475
Total AFUDC included in Non-Operating Expense	(160,434)	(198,755)	(286,111)	(22,420)	(101,208)

Kentucky Division - 009DIV

	Fiscal 2012 August	Fiscal 2012 September	Fiscal 2013 October	Fiscal 2013 November	Fiscal 2013 December	Fiscal 2013 January	Fiscal 2013 February	Budget 2013 March	Budget 2013 April	Budget 2013 May	Budget 2013 June	Budget 2013 July	Budget 2013 August	Budget 2013 September
PBR	198,287	221,646	284,463	184,193	261,860	187,717	175,113	102,991	84,111	156,376	85,647	84,189	87,403	481,377

Base Period
2,026,592

Kentucky Division - 009DIV

	Fiscal 2009 Dec 12 Mo	Fiscal 2010 Dec 12 Mo	Fiscal 2011 Dec 12 Mo	Fiscal 2012 Dec 12 Mo	Fiscal 2013 Dec 12 Mo
Operating Revenue					
Residential Revenue Class	137,402,106	115,528,696	93,234,720	88,698,979	79,139,603
Unbilled Revenue Class	3,176,825	(5,850,484)	(146,371)	(205,738)	(509,328)
Commercial Revenue Class	61,913,423	49,294,571	38,332,860	35,988,736	31,478,562
Industrial Revenue Class	14,659,567	8,011,633	4,589,558	4,854,620	4,926,385
Public Authority Revenue Class	14,423,543	11,513,184	8,555,408	7,582,167	6,653,819
Other Gas Revenue Class	0	0	0	0	0
Total Gas Revenue	231,575,464	178,497,601	144,566,174	136,918,764	121,689,041

Company
Customer Status
GL Accounts
Charge Month
Rate Code
View
December
Base Charge Count
KY

	Fiscal 2009	Fiscal 2010	Fiscal 2011	Fiscal 2012	Fiscal 2013
RESIDENTIAL GAS CUSTOMERS	154,574	153,769	154,483	154,947	156,159
COMMERCIAL GAS CUSTOMERS	17,691	17,499	17,581	17,591	17,710
INDUSTRIAL GAS CUSTOMERS	233	220	195	209	201
PUBLIC AUTHORITY GAS CUSTOMERS	1,570	1,503	1,574	1,579	1,596
GAS CUSTOMERS	174,068	172,991	173,833	174,326	175,666

Company
Customer Status
GL Accounts
Charge Month
Rate Code
View
12 Months as of December Month End
Billed Volume (MCF)
KY

	Fiscal 2010	Fiscal 2011	Fiscal 2012	Fiscal 2013
RESIDENTIAL GAS CUSTOMERS	10,077,985	10,707,476	10,405,428	8,369,578
COMMERCIAL GAS CUSTOMERS	4,682,590	4,946,030	4,737,930	3,946,440
INDUSTRIAL GAS CUSTOMERS	828,862	7,157,324	821,135	995,095
PUBLIC AUTHORITY GAS CUSTOMERS	1,160,836	1,198,524	1,125,936	967,627
GAS CUSTOMERS	16,750,274	24,009,354	17,090,430	14,278,739

Company
Customer Status
GL Accounts
Charge Month
Rate Code
View
12 Months as of December Month End
Billed Volume (MCF)
KY

	Fiscal 2009	Fiscal 2010	Fiscal 2011
RESIDENTIAL GAS CUSTOMERS	8,389,092		
COMMERCIAL GAS CUSTOMERS	3,993,325		
INDUSTRIAL GAS CUSTOMERS	1,467,592		
PUBLIC AUTHORITY GAS CUSTOMERS	969,114		
GAS CUSTOMERS	14,819,122		

Atmos Energy Corporation
Amortization Schedule for Deferred ITC and FAS109 Regulatory Accounts

	ITC03		ITC02		Total Balances
	UCG Deferred ITC - Utility	Remaining Balance	UCG Deferred ITC - Nonutility	Remaining Balance	
Sep-98	(3,075,695)		(228,856)		
Sep-99	340,497		14,073		
Sep-00	334,138		14,073		
Sep-01	324,450		14,073		
Sep-02	313,727		14,073		
Sep-03	298,935		14,073		
Sep-04	283,537		14,073		
Sep-05	263,349		14,073		
Sep-06	235,160		14,073		
Sep-07	204,718		14,073		
Sep-08	174,374		14,073		
Sep-09	138,604		14,073		
Sep-10	95,168		14,073		
Sep-11	50,990	(18,049)	14,073	(45,912)	(63,961)
Sep-12	12,229	(5,820)	14,073	(31,840)	(37,659)
Sep-13	5,820	(0)	14,073	(17,767)	(17,767)
Sep-14	-		6,345	(11,422)	(11,422)
Sep-15	-		6,345	(5,077)	(5,077)
Sep-16	-		4,631	(446)	(446)
Sep-17	-		446	0	0
Sep-18	-		-		
Balance	(0)		0		

FAS 109 Adoption Amortization

Unallocated
Cost Center
Company
Activity
Period
Dallas Atmos Rate Division - 002DIV

		lookup_key															
		Jun-12	Jul-12	Aug-12	Sep-12	Oct-12	Nov-12	Dec-12	Jan-13	Feb-13	Mar-13	Apr-13	May-13	Jun-13	Jul-13	Aug-13	Sep-13
TB4970	T-Forfeited discounts - TB4970	4970	0	0	0	0	0	0	0	0	0	0	0	0	0	0	0
TB4980	T-Miscellaneous service revenues - TB4980	4980	0	0	0	0	0	0	0	0	0	0	0	0	0	0	0
TB4993	T-Revenue-Transportation Distribution - TB4993	4993	0	0	0	0	0	0	0	0	0	0	0	0	0	0	0
TB4995	T-Revenue-Transportation Commercial - TB4995	4995	0	0	0	0	0	0	0	0	0	0	0	0	0	0	0
TB4996	T-Revenue-Transportation Industrial - TB4996	4996	0	0	0	0	0	0	0	0	0	0	0	0	0	0	0
TB4950	T-Other gas revenues - TB4950	4950	0	0	0	0	0	0	0	0	0	0	0	0	0	0	0
TB8001	T-Intercompany Gas Well-head Purchases - TB8001	8001	0	0	0	0	0	0	0	0	0	0	0	0	0	0	0
TB8010	T-Natural gas field line purchases - TB8010	8010	0	0	0	0	0	0	0	0	0	0	0	0	0	0	0
TB8040	T-Natural gas city gate purchases - TB8040	8040	0	0	0	0	0	0	0	0	0	0	0	0	0	0	0
TB8050	T-Other purchases - TB8050	8050	0	0	0	0	0	0	0	0	0	0	0	0	0	0	0
TB8051	T-PCA for Residential - TB8051	8051	0	0	0	0	0	0	0	0	0	0	0	0	0	0	0
TB8052	T-PCA for Commercial - TB8052	8052	0	0	0	0	0	0	0	0	0	0	0	0	0	0	0
TB8053	T-PCA for Industrial - TB8053	8053	0	0	0	0	0	0	0	0	0	0	0	0	0	0	0
TB8054	T-PCA for Public Authorities - TB8054	8054	0	0	0	0	0	0	0	0	0	0	0	0	0	0	0
TB8055	T-Unbilled PCA Cost - TB8055	8055	0	0	0	0	0	0	0	0	0	0	0	0	0	0	0
TB8059	T-PCA Offset to Unrecovered Gas Cost - TB8059	8059	0	0	0	0	0	0	0	0	0	0	0	0	0	0	0
TB8060	T-Exchange gas - TB8060	8060	0	0	0	0	0	0	0	0	0	0	0	0	0	0	0
TB8081	T-Gas withdrawn from storage-Debit - TB8081	8081	0	0	0	0	0	0	0	0	0	0	0	0	0	0	0
TB8082	T-Gas delivered to storage-Credit - TB8082	8082	0	0	0	0	0	0	0	0	0	0	0	0	0	0	0
TB8120	T-Gas used for other utility operations-Credit - TB8120	8120	0	0	0	0	0	0	0	0	0	0	0	0	0	0	0
TB8130	T-Other gas supply expenses - TB8130	8130	0	0	0	0	0	0	0	0	0	0	0	0	0	0	0
TB8140	T-Storage-Operation supervision and engineering - TB8140	8140	0	0	0	0	541	0	0	0	0	0	0	0	0	0	0
TB8160	T-Wells expenses - TB8160	8160	0	0	0	0	0	0	0	0	0	0	0	0	0	0	0
TB8170	T-Lines expenses - TB8170	8170	0	0	0	0	0	0	0	0	0	0	0	0	0	0	0
TB8180	T-Compressor station expenses - TB8180	8180	0	0	0	0	0	0	0	0	0	0	0	0	0	0	0
TB8190	T-Compressor station fuel and power - TB8190	8190	0	0	0	0	0	0	0	0	0	0	0	0	0	0	0
TB8200	T-Storage-Measuring and regulating station expenses - TB8200	8200	0	0	0	0	0	0	0	0	0	0	0	0	0	0	0
TB8210	T-Storage-Purification expenses - TB8210	8210	0	0	28	0	0	0	0	0	0	0	0	0	0	0	0
TB8240	T-Storage-Other expenses - TB8240	8240	0	0	0	0	0	0	0	0	0	0	0	0	0	0	0
TB8250	T-Storage well royalties - TB8250	8250	0	0	0	0	0	0	0	0	0	0	0	0	0	0	0
TB8310	T-Storage-Maintenance of structures and improvements - TB8310	8310	0	0	0	0	0	0	0	0	0	0	0	0	0	0	0
TB8340	T-Maintenance of compressor station equipment - TB8340	8340	0	0	0	0	0	0	0	0	0	0	0	0	0	0	0
TB8350	T-Maintenance of measuring and regulating station equipment - TB8350	8350	0	0	0	0	0	0	0	0	0	0	0	0	0	0	0
TB8360	T-Processing-Maintenance of purification equipment - TB8360	8360	0	0	0	0	0	0	0	0	0	0	0	0	0	0	0
TB8370	T-Maintenance of other equipment - TB8370	8370	0	0	0	0	0	0	0	0	0	0	0	0	0	0	0
TB8402	T-Other storage-Maintenance of structures and improvements - TB8402	8402	0	0	0	0	0	0	0	0	0	0	0	0	0	0	0
TB8500	T-Transmission-Operation supervision and engineering - TB8500	8500	0	0	0	0	0	0	0	0	0	0	0	0	0	0	0
TB8560	T-Mains expenses - TB8560	8560	0	0	0	0	0	0	0	0	224	0	0	0	0	0	0
TB8570	T-Transmission-Measuring and regulating station expenses - TB8570	8570	0	0	0	0	0	0	0	0	0	0	0	0	0	0	0
TB8580	T-Transmission and compression of gas by others - TB8580	8580	0	0	0	0	0	0	0	0	0	0	0	0	0	0	0
TB8590	T-Transmission-Other expenses - TB8590	8590	0	0	0	0	0	0	0	0	0	0	0	0	0	0	0
TB8630	T-Transmission-Maintenance of mains - TB8630	8630	0	0	0	0	0	0	0	0	0	0	0	0	0	0	0
TB8650	T-Transmission-Maintenance of measuring and regulating station equip - TB8650	8650	0	0	0	0	0	0	0	0	0	0	0	0	0	0	0
TB8700	T-Distribution-Operation supervision and engineering - TB8700	8700	690	965	25,045	6,542	63,583	48,853	14,108	-2,823	43	1,304	0	0	0	0	0
TB8710	T-Distribution-Lead dispatching - TB8710	8710	0	0	0	0	0	0	0	0	0	0	0	0	0	0	0
TB8711	T-Ordination - TB8711	8711	0	0	0	0	0	0	0	0	0	0	0	0	0	0	0
TB8740	T-Mains and Services Expenses - TB8740	8740	4,960	7,750	7,598	330	10,239	6,808	8,694	6,482	5,898	6,736	0	0	0	0	0
TB8750	T-Distribution-Measuring and regulating station expenses - TB8750	8750	0	0	0	0	0	0	0	0	0	0	0	0	0	0	0
TB8760	T-Distribution-Measuring and regulating station expenses-Industrial - TB8760	8760	0	0	0	0	0	0	0	0	0	0	0	0	0	0	0
TB8770	T-Distribution-Measuring and regulating station expenses-City gate - TB8770	8770	0	0	0	0	0	0	0	0	0	0	0	0	0	0	0
TB8780	T-Meter and house regulator expenses - TB8780	8780	0	0	0	0	0	0	0	0	0	0	0	0	0	0	0
TB8790	T-Customer installations expenses - TB8790	8790	0	0	0	0	0	0	0	0	0	0	0	0	0	0	0
TB8800	T-Distribution-Other expenses - TB8800	8800	0	0	0	0	0	0	0	0	0	0	0	0	0	0	0
TB8810	T-Distribution-Rents - TB8810	8810	0	0	-5,208	10,333	-6,660	0	0	0	0	0	0	0	0	0	0
TB8860	T-Distribution-Maintenance supervision and engineering - TB8860	8860	0	0	0	0	0	0	0	0	0	0	0	0	0	0	0
TB8860	T-Distribution-Maintenance of structures and improvements - TB8860	8860	0	0	0	0	0	0	0	0	0	0	0	0	0	0	0
TB8870	T-Distribution-Maint of mains - TB8870	8870	0	0	0	0	0	0	0	0	0	0	0	0	0	0	0
TB8860	T-Maintenance of measuring and regulating station equipment-General - TB8860	8860	0	0	0	0	0	0	0	0	0	0	0	0	0	0	0
TB8900	T-Maintenance of measuring and regulating station equipment-Industrial - TB8900	8900	0	0	0	0	0	0	0	0	0	0	0	0	0	0	0
TB8910	T-Maintenance of measuring and regulating station equipment-City gate - TB8910	8910	0	0	0	0	0	0	0	0	0	0	0	0	0	0	0
TB8920	T-Maintenance of services - TB8920	8920	0	0	0	0	0	0	0	0	0	0	0	0	0	0	0
TB8930	T-Maintenance of meters and house regulators - TB8930	8930	0	0	0	0	0	0	0	0	0	0	0	0	0	0	0
TB8940	T-Distribution-Maintenance of other equipment - TB8940	8940	0	0	0	0	0	0	0	0	0	0	0	0	0	0	0
TB9010	T-Customer accounts-Operation supervision - TB9010	9010	0	0	0	0	0	0	0	0	0	0	0	0	0	0	0
TB9020	T-Customer accounts-Meter reading expenses - TB9020	9020	3,826	4,008	4,160	13,531	11,807	10,567	10,952	11,884	10,316	10,832	0	0	0	0	0
TB9030	T-Customer accounts-Customer records and collections expenses - TB9030	9030	-2,463	469	0	0	0	0	0	0	553	161	0	0	0	0	0
TB9040	T-Customer accounts-Uncollectible accounts - TB9040	9040	0	0	0	0	0	0	0	0	0	0	0	0	0	0	0
TB9070	T-Customer service-Supervision - TB9070	9070	0	0	0	0	0	0	0	0	0	0	0	0	0	0	0
TB9080	T-Customer service-Operating assistance expense - TB9080	9080	0	0	0	0	0	0	0	0	0	0	0	0	0	0	0
TB9090	T-Customer service-Operating informational and instructional advert - TB9090	9090	0	0	0	0	0	0	0	0	0	0	0	0	0	0	0
TB9100	T-Customer service-Miscellaneous customer service - TB9100	9100	0	0	0	0	0	0	0	0	0	0	0	0	0	0	0
TB9110	T-Sales-Supervision - TB9110	9110	0	0	0	0	0	0	0	0	0	0	0	0	0	0	0
TB9120	T-Sales-Demonstrating and selling expenses - TB9120	9120	0	0	118	1,206	67	4,419	0	1,299	0	0	0	0	0	0	0
TB9130	T-Sales-Advertising expenses - TB9130	9130	0	0	0	527	0	0	0	0	0	0	0	0	0	0	0
TB9160	T-Sales-Miscellaneous sales expenses - TB9160	9160	0	0	0	0	0	0	0	0	0	0	0	0	0	0	0
TB8200	T-A&G-Administrative & general salaries - TB8200	-3,980,372	-277,779	-487,434	-768,041	-1,640,001	-1,109,877	-1,200,086	-1,367,057	-1,112,731	-1,318,277	0	0	0	0	0	0
TB8210	T-A&G-Office supplies & expense - TB8210	-669,049	-642,335	-245,171	-815,175	-751,364	-481,654	-914,413	-1,088,605	-724,745	-1,276,584	0	0	0	0	0	0
TB8220	T-A&G-Administrative expense transferred-Credit - TB8220	-7,818,368	-5,463,132	-4,847,811	-8,113,947	-5,720,216	-6,097,642	-6,453,328	-5,615,742	-5,760,601	-2,754,564	0	0	0	0	0	0
TB8230	T-A&G-Outside services employed - TB8230	695,152	532,744	545,157	823,042	570,683	680,824	420,649	498,944	558,711	628,817	0	0	0	0	0	0
TB8240	T-A&G-Property insurance - TB8240	19,609	16,815	18,527	18,527	18,527	18,927	18,927	17,330	17,288	16,997	0	0	0	0	0	0

Unallocated
Cost Center
Company
Activity
Period
Dallas Atmos Rate Division - 002DIV

		lockup_key															
		Jun-12	Jul-12	Aug-12	Sep-12	Oct-12	Nov-12	Dec-12	Jan-13	Feb-13	Mar-13	Apr-13	May-13	Jun-13	Jul-13	Aug-13	Sep-13
TB9250	T-A&G-Injuries & damages - TB9250	1,095,836	1,094,706	1,094,442	4,199,578	1,107,231	1,212,599	1,209,910	220,001	1,203,186	2,503,290	0	0	0	0	0	0
TB9250	T-A&G-Employee pensions and benefits - TB9250	7,500,578	1,792,402	1,572,452	8,989,628	3,024,011	3,866,802	3,758,282	2,924,815	3,379,856	-475,928	0	0	0	0	0	0
TB9270	T-A&G-Franchise requirements - TB9270	9270	0	0	0	0	0	0	0	0	0	0	0	0	0	0	0
TB9280	T-A&G-Regulatory commission expenses - TB9280	0	0	0	0	0	0	0	0	0	0	0	0	0	0	0	0
TB9301	T-A&G-General advertising expense - TB9301	0	39	-3	0	0	0	0	0	0	0	0	0	0	0	0	0
TB9302	T-Miscellaneous general expenses - TB9302	236,735	294,698	132,893	201,364	402,966	94,830	352,721	868,407	137,666	1,273,529	0	0	0	0	0	0
TB9310	T-A&G-Rents - TB9310	419,742	422,693	461,734	404,504	460,383	424,063	433,873	381,195	403,405	427,592	0	0	0	0	0	0
TB9320	T-A&G-Maintenance of general plant - TB9320	524,267	492,309	480,660	529,466	1,045,342	579,266	567,405	89,132	354,464	389,451	0	0	0	0	0	0
TB	TB	-26,429,083	-74,366,538	71,341,660	-40,279,938	-42,666,191	-82,834,316	38,197,884	-67,820,816	16,522,756	77,262,212	0	0	0	0	0	0
	checksum to model	-430,779	-439,357	-658,401	7,132,665	97,675	18,911	-10,378	-602,771	-68,195	1,431,774						

Unallocated
Cost Center
Company
Activity
Period
Brentwood Division - 091DIV

		Jun-12	Jul-12	Aug-12	Sep-12	Oct-12	Nov-12	Dec-12	Jan-13	Feb-13	Mar-13	Apr-13	May-13	Jun-13	Jul-13	Aug-13	Sep-13
TB4815	T-Unbilled Comm Revenue - TB4815	4815	0	0	0	0	0	0	0	0	0	0	0	0	0	0	0
TB4820	T-Other Sales to Public Authorities - TB4820	4820	0	0	0	0	0	0	0	0	0	0	0	0	0	0	0
TB4825	T-Unbilled Public Authority Revenue - TB4825	4825	0	0	0	0	0	0	0	0	0	0	0	0	0	0	0
TB4870	T-Forfeited discounts - TB4870	4870	0	0	0	0	0	0	0	0	0	0	0	0	0	0	0
TB4890	T-Miscellaneous service revenues - TB4890	4890	0	0	0	0	0	0	0	0	0	0	0	0	0	0	0
TB4893	T-Revenue-Transportation Distribution - TB4893	4893	0	0	0	0	0	0	0	0	0	0	0	0	0	0	0
TB4895	T-Revenue-Transportation Commercial - TB4895	4895	0	0	0	0	0	0	0	0	0	0	0	0	0	0	0
TB4896	T-Revenue-Transportation Industrial - TB4896	4896	0	0	0	0	0	0	0	0	0	0	0	0	0	0	0
TB4950	T-Other gas revenues - TB4950	4950	0	0	0	0	0	0	0	0	0	0	0	0	0	0	0
TB8001	T-Intercompany Gas Well-head Purchases - TB8001	8001	0	0	0	0	0	0	0	0	0	0	0	0	0	0	0
TB8010	T-Natural gas field line purchases - TB8010	8010	0	0	0	0	0	0	0	0	0	0	0	0	0	0	0
TB8040	T-Natural gas city gate purchases - TB8040	8040	0	0	0	0	0	0	0	0	0	0	0	0	0	0	0
TB8050	T-Other purchases - TB8050	8050	0	0	0	0	0	0	0	0	0	0	0	0	0	0	0
TB8051	T-PGA for Residential - TB8051	8051	0	0	0	0	0	0	0	0	0	0	0	0	0	0	0
TB8052	T-PGA for Commercial - TB8052	8052	0	0	0	0	0	0	0	0	0	0	0	0	0	0	0
TB8053	T-PGA for Industrial - TB8053	8053	0	0	0	0	0	0	0	0	0	0	0	0	0	0	0
TB8054	T-PGA for Public Authorities - TB8054	8054	0	0	0	0	0	0	0	0	0	0	0	0	0	0	0
TB8058	T-Unbilled PGA Cost - TB8058	8058	0	0	0	0	0	0	0	0	0	0	0	0	0	0	0
TB8059	T-PGA Offset to Unrecovered Gas Cost - TB8059	8059	0	0	0	0	0	0	0	0	0	0	0	0	0	0	0
TB8060	T-Exchange gas - TB8060	8060	0	0	0	0	0	0	0	0	0	0	0	0	0	0	0
TB8081	T-Gas withdrawn from storage-Debit - TB8081	8081	0	0	0	0	0	0	0	0	0	0	0	0	0	0	0
TB8092	T-Gas delivered to storage-Credit - TB8092	8092	0	0	0	0	0	0	0	0	0	0	0	0	0	0	0
TB8120	T-Gas used for other utility operations-Credit - TB8120	8120	0	0	0	0	0	0	0	0	0	0	0	0	0	0	0
TB8130	T-Other gas supply expenses - TB8130	8130	0	0	0	0	0	0	0	0	0	0	0	0	0	0	0
TB8140	T-Storage-Operation supervision and engineering - TB8140	8140	0	0	0	0	0	0	0	0	0	0	0	0	0	0	0
TB8160	T-Wells expenses - TB8160	8160	0	0	0	0	0	0	0	0	0	0	0	0	0	0	0
TB8170	T-Lines expenses - TB8170	8170	142	42	46	41	41	34	34	38	39	40	0	0	0	0	0
TB8180	T-Compressor station expenses - TB8180	8180	109	44	48	43	43	36	36	38	41	42	0	0	0	0	0
TB8190	T-Compressor station fuel and power - TB8190	8190	2	0	3	0	1,286	799	36	0	837	740	0	0	0	0	0
TB8200	T-Storage-Measuring and regulating station expenses - TB8200	8200	57	0	0	0	0	0	0	0	0	0	0	0	0	0	0
TB8210	T-Storage-Purification expenses - TB8210	8210	12	5	108	101	103	259	265	30	970	454	0	0	0	0	0
TB8240	T-Storage-Other expenses - TB8240	8240	4	0	3	3	3	7	55	60	79	0	0	0	0	0	0
TB8250	T-Storage well royalties - TB8250	8250	793	193	508	365	1,152	792	1,651	3,172	2,628	3,382	0	0	0	0	0
TB8310	T-Storage-Maintenance of structures and improvements - TB8310	8310	0	0	0	0	0	0	0	0	0	0	0	0	0	0	0
TB8340	T-Maintenance of compressor station equipment - TB8340	8340	0	0	0	0	0	0	0	0	0	0	0	0	0	0	0
TB8350	T-Maintenance of measuring and regulating station equipment - TB8350	8350	0	0	0	0	0	0	0	0	0	0	0	0	0	0	0
TB8360	T-Processing-Maintenance of purification equipment - TB8360	8360	0	0	0	0	0	0	0	0	0	0	0	0	0	0	0
TB8370	T-Maintenance of other equipment - TB8370	8370	0	0	0	0	0	0	0	0	0	0	0	0	0	0	0
TB8432	T-Other storage-Maintenance of structures and improvements - TB8432	8432	0	0	2,977	-592	0	0	0	0	0	0	0	0	0	0	0
TB8500	T-Transmission-Operation supervision and engineering - TB8500	8500	0	1,362	11	3,100	368	0	0	0	0	0	0	0	0	0	0
TB8560	T-Mains expenses - TB8560	8560	1,826	1,507	231	102	332	2,243	2,982	245	3,010	498	0	0	0	0	0
TB8570	T-Transmission-Measuring and regulating station expenses - TB8570	8570	207	83	90	62	81	69	69	72	78	80	0	0	0	0	0
TB8580	T-Transmission and compression of gas by others - TB8580	8580	0	0	0	0	0	0	0	0	0	0	0	0	0	0	0
TB8590	T-Transmission-Other expenses - TB8590	8590	0	35	0	0	0	0	0	0	0	0	0	0	0	0	0
TB8630	T-Transmission-Maintenance of mains - TB8630	8630	0	0	0	0	0	0	0	0	0	0	0	0	0	0	0
TB8650	T-Transmission-Maintenance of measuring and regulating station equip - TB8650	8650	14	14	15	29	0	1,473	14	0	0	0	0	0	0	0	0
TB8700	T-Distribution load dispatching and engineering - TB8700	8700	248,700	136,851	290,834	147,972	275,408	311,050	304,718	265,981	133,427	154,998	0	0	0	0	0
TB8710	T-Distribution load dispatching - TB8710	8710	0	0	0	0	0	0	0	0	0	0	0	0	0	0	0
TB8711	T-Ordination - TB8711	8711	116	0	0	1,551	6,108	0	25,605	15,277	1,508	3,225	0	0	0	0	0
TB8740	T-Mains and Services Expenses - TB8740	8740	15,354	11,818	8,852	6,013	5,740	915	13,107	5,790	8,613	9,751	0	0	0	0	0
TB8750	T-Distribution-Measuring and regulating station expenses - TB8750	8750	9,922	7,395	10,186	9,853	8,064	2,488	3,865	4,235	4,991	8,013	0	0	0	0	0
TB8760	T-Distribution-Measuring and regulating station expenses-Industrial - TB8760	8760	1,830	2,842	-362	0	33	883	128	414	347	893	0	0	0	0	0
TB8770	T-Distribution-Measuring and regulating station expenses-City gate - TB8770	8770	0	0	0	0	0	20	0	0	0	0	0	0	0	0	0
TB8790	T-Meter and house regulator expenses - TB8790	8790	0	0	0	0	0	909	-130	0	0	0	0	0	0	0	0
TB8790	T-Customer installations expenses - TB8790	8790	0	0	0	0	0	0	0	0	0	0	0	0	0	0	0
TB8800	T-Distribution-Other expenses - TB8800	8800	1,159	1,905	-84	1,098	4,037	959	530	4,259	7,212	998	0	0	0	0	0
TB8810	T-Distribution-Rents - TB8810	8810	10,184	10,287	83,995	25,523	5,672	9,747	8,585	12,499	22,324	23,743	0	0	0	0	0
TB8850	T-Distribution-Maintenance supervision and engineering - TB8850	8850	0	0	0	0	0	0	0	0	0	0	0	0	0	0	0
TB8860	T-Distribution-Maintenance of structures and improvements - TB8860	8860	0	0	0	0	0	0	0	0	0	0	0	0	0	0	0
TB8870	T-Distribution-Maint of mains - TB8870	8870	0	0	0	0	0	0	0	0	0	0	0	0	0	0	0
TB8890	T-Maintenance of measuring and regulating station equipment-General - TB8890	8890	0	0	0	0	0	0	0	0	0	0	0	0	0	0	0
TB8900	T-Maintenance of measuring and regulating station equipment-Industrial - TB8900	8900	0	0	0	0	0	0	0	0	0	0	0	0	0	0	0
TB8910	T-Maintenance of measuring and regulating station equipment-City gat - TB8910	8910	0	0	0	0	0	0	0	0	0	0	0	0	0	0	0
TB8920	T-Maintenance of services - TB8920	8920	0	0	0	0	0	0	0	0	0	0	0	0	0	0	0
TB8930	T-Maintenance of meters and house regulators - TB8930	8930	0	0	0	0	0	0	0	0	0	0	0	0	0	0	0
TB8940	T-Distribution-Maintenance of other equipment - TB8940	8940	0	0	0	0	0	0	0	0	0	0	0	0	0	0	0
TB9010	T-Customer accounts-Operation supervision - TB9010	9010	0	0	0	0	0	0	0	0	0	0	0	0	0	0	0
TB9020	T-Customer accounts-Meter reading expenses - TB9020	9020	0	0	0	0	0	0	0	0	0	0	0	0	0	0	0
TB9030	T-Customer accounts-Customer records and collections expenses - TB9030	9030	370,356	272,945	334,855	245,456	280,377	265,546	262,831	310,639	327,707	279,995	0	0	0	0	0
TB9040	T-Customer accounts-Uncollectible accounts - TB9040	9040	0	53,144	0	-261	0	0	0	0	0	0	0	0	0	0	0
TB9070	T-Customer service-Supervision - TB9070	9070	0	0	0	0	0	0	0	0	0	0	0	0	0	0	0
TB9090	T-Customer service-Operating assistance expense - TB9090	9090	0	0	0	0	0	0	2,000	0	0	0	0	0	0	0	0
TB9090	T-Customer service-Operating informational and instructional advert - TB9090	9090	0	120	623	17,762	0	0	0	0	0	0	0	0	0	0	0
TB9100	T-Customer service-Miscellaneous customer service - TB9100	9100	186	263	79	145	13	80	7	161	153	94	0	0	0	0	0
TB9110	T-Sales-Supervision - TB9110	9110	0	0	0	0	0	0	500	0	0	0	0	0	0	0	0
TB9120	T-Sales-Demonstrating and selling expenses - TB9120	9120	0	0	0	25,696	2	0	0	0	0	0	0	0	0	0	0
TB9130	T-Sales-Advertising expenses - TB9130	9130	0	0	0	2,369	0	0	0	0	268	0	0	0	0	0	0

Unallocated
Cost Center
Company
Activity
Period
Brentwood Division - 091DIV

		Jun-12	Jul-12	Aug-12	Sep-12	Oct-12	Nov-12	Dec-12	Jan-13	Feb-13	Mar-13	Apr-13	May-13	Jun-13	Jul-13	Aug-13	Sep-13
TB9180	T-Sales-Miscellaneous sales expenses - TB9180	9180	0	0	0	0	0	0	0	0	0	0	0	0	0	0	0
TB9200	T-A&G-Administrative & general salaries - TB9200	9200	-4,515	-3,491	-3,438	-2,717	-5,148	-5,480	-10,219	-3,906	-2,970	-3,621	0	0	0	0	0
TB9210	T-A&G-Office supplies & expense - TB9210	9210	3,174	238,687	1,365	0	0	688	940	0	529	26	0	0	0	0	0
TB9220	T-A&G-Administrative expense transferred-Credit - TB9220	9220	-905,130	-988,172	-1,144,379	-1,118,549	-440,584	-672,852	-914,246	-808,541	-862,362	-605,386	0	0	0	0	0
TB9230	T-A&G-Outside services employed - TB9230	9230	9,950	3,903	8,045	20,555	8,519	9,419	4,673	8,674	9,318	8,003	0	0	0	0	0
TB9240	T-A&G-Property Insurance - TB9240	9240	1,057	1,358	1,141	1,038	1,111	1,087	1,087	1,319	1,037	1,144	0	0	0	0	0
TB9250	T-A&G-Injuries & damages - TB9250	9250	19,425	19,780	23,331	21,552	27,785	23,706	25,136	15,242	28,829	29,834	0	0	0	0	0
TB9260	T-A&G-Employee pensions and benefits - TB9260	9260	157,691	187,718	383,757	579,821	-220,616	39,813	256,026	145,260	250,383	70,380	0	0	0	0	0
TB9270	T-A&G-Franchise requirements - TB9270	9270	0	0	0	0	0	0	0	0	0	0	0	0	0	0	0
TB9280	T-A&G-Regulatory commission expenses - TB9280	9280	0	0	0	0	0	0	0	0	0	0	0	0	0	0	0
TB9301	T-A&G-General advertising expense - TB9301	9301	0	0	0	0	0	0	0	0	0	0	0	0	0	0	0
TB9302	T-Miscellaneous general expenses - TB9302	9302	16,589	18,569	7,289	10,179	28,818	7,285	7,268	7,517	7,517	7,517	0	0	0	0	0
TB9310	T-A&G-Rents - TB9310	9310	1,023	1,123	952	1,049	1,109	4,700	4,739	4,723	4,825	4,967	0	0	0	0	0
TB9320	T-A&G-Maintenance of general plant - TB9320	9320	0	0	0	0	0	0	178	162	0	423	0	0	0	0	0
TB	TB		-1,716,048	14,164,271	1,223,005	21,989,731	1,407,652	4,181,220	-2,621,583	4,677,898	4,205,954	10,232,078	0	0	0	0	0
	checksum to model		0	0	0	0	0	0	0	0	0	0					

Unallocated
Cost Center
Company
Activity
Period
Kentucky Division - 009DIV

		Mar-12	Apr-12	May-12	Jun-12	Jul-12	Aug-12	Sep-12	Oct-12	Nov-12	Dec-12	Jan-13	Feb-13	
TB1010	T-Gas Plant in Service - TB1010	1010	867,244	977,371	811,599	1,342,814	875,635	1,217,603	6,703,273	11,169,611	1,023,568	-87,081	1,244,609	1,226,095
TB1070	T-Construction work in progress - TB1070	1070	4,639,887	1,607,747	2,923,704	2,044,496	2,346,143	1,505,998	-5,885,769	-9,356,291	1,025,092	631,517	762,733	1,413,732
TB1080	T-Accum Prov for Depreciation - TB1080	1080	-420,436	-556,936	-459,285	227,150	-303,416	-496,731	667,583	-425,332	-421,886	1,470,666	-459,702	-475,966
TB1440	T-Accum prov for uncollectible accounts - TB1440	1440	-28,116	-17,996	2,811	40,426	125,283	63,561	-40,642	-41,459	-41,811	-43,870	-49,013	-52,018
TB1540	T-Plant Materials and Operating Supplies - TB1540	1540	0	0	0	0	0	0	0	0	0	0	0	0
TB1630	T-Stores Expense Undistributed - TB1630	1630	1,002,614	-42,029	8,614	674	6,787	8,198	3,786	7,705	5,268	4,538	3,987	-15,937
TB1641	T-Gas stored underground-Current - TB1641	1641	-5,695,137	-1,824,690	90,851	1,643,399	1,901,248	2,136,531	2,467,459	2,108,842	2,167,479	-1,889,808	-3,661,077	-5,135,254
TB1650	T-Prepayments - TB1650	1650	-19,981	-19,981	0	242,526	-21,876	-21,876	-21,876	-21,876	-21,876	-21,876	-21,876	-21,876
TB1660	T-Miscellaneous deferred debits - TB1660	1660	-21,367	58,904	30,559	88,950	270,670	154,544	-35,071	114,543	-197,700	-90,297	-257,092	-212,170
TB1900	T-Accumulated Deferred Income Taxes - TB1900	1900	0	0	0	0	0	0	-2,816,949	0	0	0	0	0
TB1910	T-Unrecovered Purchased Gas Costs - TB1910	1910	-3,792,395	-5,478,559	620,447	794,924	1,256,998	1,140,292	1,103,425	2,143,414	2,570,261	3,039,555	-6,966,234	1,084,597
TB2282	T-Accumulated provision for injuries and damages - TB2282	2282	0	0	0	0	0	0	0	0	0	0	0	0
TB2320	T-Accounts Payable - TB2320	2320	7,549,129	6,434,969	2,053,166	983,690	47,948	-547,850	666,735	-2,935,187	-5,532,176	-5,090,208	723,030	-229,920
TB2350	T-Customer deposits - TB2350	2350	57,663	76,141	70,159	75,689	37,692	6,664	-12,873	-172,760	-86,103	-27,538	-17,625	382
TB2370	T-Interest accrued - TB2370	2370	-13,982	-12,608	-11,130	-10,501	68,368	-119	332	-6	-89	4,694	-262	-400
TB2420	T-Miscellaneous current and accrued liabilities - TB2420	2420	67,830	2,067,254	-796,742	-1,008,444	838,469	593,293	138,495	743,235	1,450,093	-1,694,404	398,266	-2,719,021
TB2520	T-Customer advances for construction - TB2520	2520	5,364	-796	-3,657	-3,711	4,328	-135,824	-13,075	3,089	513	-3,207	58,754	2,578
TB2530	T-Other deferred credits - TB2530	2530	-8,489	-2,943,966	2,860,883	-47,681	-47,193	-48,098	-44,944	393,340	-8,499	193,467	524,343	2,253
TB2550	T-Accumulated deferred investment tax credits - TB2550	2550	0	0	0	0	0	0	0	0	0	0	0	0
TB2820	T-Accum deferred income taxes-Other property - TB2820	2820	0	0	0	0	0	0	-2,585,180	0	0	0	0	0
TB2830	T-Accumulated deferred income taxes-Other - TB2830	2830	0	0	0	0	0	0	819,994	0	0	0	0	0
TB4320	T-Allowance for borrowed funds used during construction - TB4320	4320	-9,857	-12,384	-13,043	-14,978	-16,677	-18,226	-5,104	10,864	-4,741	-5,609	-5,478	-6,151
TB1140	T-Gas plant acquisition adjustments - TB1140	1140	0	0	0	0	0	0	0	0	0	0	0	0
TB1150	T-Accumulated provision for amortization of gas plant acquisition ad - TB1150	1150	0	0	0	0	0	0	0	0	0	0	0	0
TB1231	T-Investment in subsidiary companies - TB1231	1231	0	0	0	0	0	0	0	0	0	0	0	0
TB1240	T-Other investments - TB1240	1240	0	0	0	0	0	0	0	0	0	0	0	0
TB1280	T-Other special funds - TB1280	1280	0	0	0	0	0	0	0	0	0	0	-9,000	0
TB1310	T-Cash - TB1310	1310	0	0	0	0	0	0	0	0	0	0	0	0
TB1340	T-Other special deposits - TB1340	1340	0	0	0	0	0	0	0	0	0	0	0	0
TB1420	T-Customer accounts receivable - TB1420	1420	-8,230,112	-3,198,759	-2,878,978	-943,607	-461,321	-536,338	399,070	2,541,781	5,593,858	4,164,610	6,259,660	-1,835,064
TB1430	T-Other Accounts Receivable - TB1430	1430	82,391	-76,214	7,376	7,778	-1,938	-6,097	406,417	34,394	-4,993	11,971	13,595	7,011
TB1460	T-A/R from Associated Companies - TB1460	1460	0	0	0	0	0	0	0	0	0	0	0	0
TB1560	T-Other Materials and Supplies - TB1560	1560	0	0	0	0	0	0	0	178	0	0	0	0
TB1740	T-Miscellaneous current and accrued assets - TB1740	1740	-69,139	231,653	105,836	163,999	6,874	150,754	49,625	-226,965	-102,384	-112,843	-35,909	76,206
TB1810	T-Unamortized debt expense - TB1810	1810	0	0	0	0	0	0	0	0	0	0	0	0
TB1823	T-Other Regulatory Assets - TB1823	1823	-15,275	-15,275	-15,275	-15,275	-15,275	-15,275	-15,275	-15,275	-15,275	-15,275	-15,275	-15,275
TB1840	T-Clearing Account - TB1840	1840	189,104	19,590	455,789	231,985	-10,815,798	468	33,133	-31,908	-199,117	-63,194	-51,788	-38,050
TB1890	T-Unamortized Loss on Recquired Debt - TB1890	1890	0	0	0	0	0	0	0	0	0	0	0	0
TB2010	T-Common stock issued - TB2010	2010	0	0	0	0	0	0	0	0	0	0	0	0
TB2110	T-Miscellaneous paid-in capital - TB2110	2110	0	0	0	0	0	0	0	0	0	0	0	0
TB2150	T-Appropriated Retained Earnings - TB2150	2150	0	0	0	0	0	0	0	0	0	0	0	0
TB2160	T-Retained Earnings - TB2160	2160	0	0	0	0	0	0	0	0	0	0	0	0
TB2240	T-Other long-Term - TB2240	2240	0	0	0	0	0	0	0	0	0	0	0	0
TB2280	T-Long Term Debt Discount - TB2280	2280	0	0	0	0	0	0	0	0	0	0	0	0
TB2310	T-Notes payable - TB2310	2310	0	0	0	0	0	0	0	0	0	0	0	0
TB2360	T-Taxes accrued - TB2360	2360	-95,367	-187,518	-224,849	-247,900	-264,871	-273,855	-244,448	-264,407	-264,956	184,287	1,046,741	537,891
TB2410	T-Tax collections - TB2410	2410	132,005	911,999	99,018	32,523	171,754	-55,257	-46,726	2,344	-314,064	-396,627	-289,281	-305,311
TB2540	T-Other Regulatory Liabilities - TB2540	2540	0	0	0	0	0	0	0	0	0	0	0	0
TB4073	T-Regulatory Debits - TB4073	4073	3,396	3,396	3,396	3,396	3,396	4,016	4,016	4,326	4,326	4,326	4,326	4,326
TB4074	T-Regulatory Credits - TB4074	4074	-6,164	-6,164	-6,164	-6,164	-6,164	-7,284	-7,284	-7,846	-7,846	-7,846	-7,846	-7,846
TB4114	T-Investment tax credit adjustments, utility operations - TB4114	4114	0	0	0	0	0	0	0	0	0	0	0	0
TB4160	T-Costs and Expenses of Merchandising, Jobbing & Contract Work - TB4160	4160	72	174	186	371	19	20	394	193	174	197	39	356
TB4170	T-Revenues from nonutility operations - TB4170	4170	-1,771	-1,654	-942	-500	-2,171	-500	339	404	404	404	404	-2,009
TB4190	T-Interest and dividend income - TB4190	4190	-3,330	-3,494	-3,564	-3,198	-3,893	-3,945	-4,372	-7,452	-6,492	-6,794	-6,976	-6,826
TB4210	T-Miscellaneous nonoperating income - TB4210	4210	-145,402	-118,799	-220,778	-48,791	-481,793	-198,288	-221,645	-284,463	-184,193	-261,660	-187,717	-175,113
TB4261	T-Donations - TB4261	4261	21,527	25,487	27,127	7,142	-3,082	32,165	23,364	43,437	124,913	9,385	-79,634	6,836
TB4263	T-Penalties - TB4263	4263	55	0	0	0	28	12	93	0	0	0	805	0
TB4264	T-Civic, Political and Related - TB4264	4264	11,681	7,257	18,103	17,475	12,339	13,159	14,708	18,499	13,772	14,555	14,872	14,785
TB4265	T-Other deductions - TB4265	4265	11,974	21,807	25,542	11,386	7,769	42,997	88,094	22,937	11,703	20,938	21,984	13,418
TB4270	T-Interest on long-Term debt - TB4270	4270	427,849	427,849	427,849	427,849	427,849	433,029	398,609	433,241	433,238	433,238	480,961	509,315
TB4280	T-Amortization of debt discount and expense - TB4280	4280	5,438	5,438	5,438	5,438	5,438	5,887	5,772	5,756	5,000	6,512	5,864	6,772
TB4281	T-Amortization of loss on reacquired debt - TB4281	4281	10,328	10,328	10,328	10,328	10,328	10,551	7,549	8,246	8,176	8,315	8,246	9,114
TB4300	T-Interest on debt to associated companies - TB4300	4300	2,347	2,358	2,465	2,358	2,471	2,541	2,471	2,943	2,885	2,899	2,875	2,370
TB4310	T-Other interest expense - TB4310	4310	23,756	25,015	22,493	22,542	21,270	8,747	13,589	21,077	23,125	25,480	18,129	11,566
TB4380	T-Dividends declared-Common stock - TB4380	4380	0	0	0	0	0	0	0	0	0	0	0	0

amounts below this line are used directly by the rev req model

TB4030	T-Depreciation Expense - TB4030	4030	1,144,085	1,137,884	1,136,889	1,143,501	1,144,705	1,156,878	1,252,601	1,172,852	1,176,736	1,185,297	1,189,496	1,198,090
TB4060	T-Amortization of gas plant acquisition adjustments - TB4060	4060	4,523	4,523	4,523	4,523	4,523	4,523	4,523	4,878	4,878	4,878	4,878	4,878
TB4081	T-Taxes other than income taxes, utility operating income - TB4081	4081	401,477	354,300	342,990	360,766	335,377	361,527	329,871	363,325	389,093	358,671	392,814	357,566

Unallocated
Cost Center
Company
Activity
Period
Kentucky Division - 009D1V

		Mar-12	Apr-12	May-12	Jun-12	Jul-12	Aug-12	Sep-12	Oct-12	Nov-12	Dec-12	Jan-13	Feb-13
TB4091	T-Income taxes, utility operating income - TB4091	4091	0	0	0	0	0	787,973	0	0	0	0	0
TB4101	T-Provision for deferred income taxes - TB4101	4101	0	0	0	0	0	4,682,135	0	0	0	0	0
TB4800	T-Residential sales - TB4800	4800	-10,245,105	-5,076,226	-3,748,701	-3,039,354	-3,014,405	-2,949,553	-2,798,419	-3,835,537	-6,920,516	-9,698,940	-13,817,989
TB4805	T-Unbilled Residential Revenue - TB4805	4805	2,641,003	572,602	657,454	129,452	39,337	8,404	-872,088	-2,118,411	-1,773,976	-1,743,476	-1,575,941
TB4811	T-Commercial Revenue-Banner - TB4811	4811	-3,924,341	-2,054,283	-1,470,184	-1,351,290	-1,244,285	-1,403,372	-1,357,128	-1,720,155	-2,572,482	-3,536,786	-5,387,021
TB4812	T-Industrial Revenue-Banner - TB4812	4812	-426,531	-237,534	-243,096	-169,992	-396,173	-396,462	-392,809	-428,998	-440,566	-461,727	-656,353
TB4815	T-Unbilled Comm Revenue - TB4815	4815	1,139,213	43,165	330,399	-51,187	6,126	-60,209	-4,266	-479,685	-512,168	-688,148	-757,809
TB4820	T-Other Sales to Public Authorities - TB4820	4820	-876,359	-446,743	-283,354	-206,107	-184,018	-209,850	-333,413	-579,613	-868,672	-1,207,500	-1,230,627
TB4825	T-Unbilled Public Authority Revenue - TB4825	4825	276,305	2,089	91,059	7,976	2,374	-7,634	-3,027	-139,905	-154,529	-189,209	-128,826
TB4870	T-Forfeited discounts - TB4870	4870	-154,529	-96,387	-66,790	-40,735	-34,116	-40,285	-34,141	-40,064	-62,672	-102,392	-123,598
TB4880	T-Miscellaneous service revenues - TB4880	4880	-49,244	-47,516	-49,767	-48,772	-44,881	-56,114	-64,806	-124,593	-104,846	-84,356	-59,648
TB4893	T-Revenue-Transportation Distribution - TB4893	4893	-941,811	-869,030	-882,406	-840,225	-801,548	-861,783	-831,455	-1,009,858	-1,049,492	-1,052,718	-1,244,401
TB4895	T-Revenue-Transportation Commercial - TB4895	4895	0	0	0	0	0	0	0	0	0	0	0
TB4896	T-Revenue-Transportation Industrial - TB4896	4896	0	0	0	0	0	0	0	0	0	0	0
TB4950	T-Other gas revenues - TB4950	4950	0	0	0	156	0	0	0	0	0	0	0
TB8001	T-Intercompany Gas Well-head Purchases - TB8001	8001	608,184	427,641	0	0	0	0	0	0	16,639	12,329	237,922
TB8010	T-Natural gas field line purchases - TB8010	8010	49,781	55,455	64,902	53,451	139,677	131,685	164,574	127,452	147,083	22,059	32,644
TB8040	T-Natural gas city gate purchases - TB8040	8040	1,094,106	12,597	1,852,277	2,646,277	4,046,066	4,257,224	4,805,581	4,384,289	6,090,850	2,347,354	3,178,184
TB8050	T-Other purchases - TB8050	8050	-2,497	-221	-1,093	-263	-622	-1,247	-578	-513	-763	-135	-897
TB8051	T-PGA for Residential - TB8051	8051	6,410,352	2,110,068	1,309,458	773,288	633,297	714,902	601,730	1,262,709	3,931,232	5,853,673	9,243,731
TB8052	T-PGA for Commercial - TB8052	8052	2,658,187	1,095,544	706,039	621,480	541,116	672,275	637,650	888,218	1,613,253	2,382,683	3,829,701
TB8053	T-PGA for Industrial - TB8053	8053	358,643	194,406	130,897	193,836	279,154	325,697	325,534	350,629	361,186	380,366	543,995
TB8054	T-PGA for Public Authorities - TB8054	8054	657,745	294,091	183,829	122,355	104,590	123,256	125,897	222,164	436,412	646,417	934,728
TB8058	T-Unbilled PGA Cost - TB8058	8058	-3,613,671	-153,485	-851,598	-51,895	-31,056	-59,793	-1,218,709	2,279,174	2,011,963	2,206,254	-1,700,546
TB8059	T-PGA Offset to Unrecovered Gas Cost - TB8059	8059	-10,706,217	-5,329,782	-4,046,205	-3,062,945	-2,519,510	-2,115,710	-3,827,285	-3,070,240	-4,825,217	-6,932,048	-10,392,650
TB8060	T-Exchange gas - TB8060	8060	1,041,924	711,481	182,755	319,210	-1,287,802	-1,717,916	-365,201	-915,088	-1,350,988	2,364,222	1,136,199
TB8081	T-Gas withdrawn from storage-Debit - TB8081	8081	5,668,163	1,828,984	59,091	-7,000	0	0	0	20,424	1,928,180	3,701,014	5,133,843
TB8082	T-Gas delivered to storage-Credit - TB8082	8082	-3,889	-4,783	-149,841	-1,636,700	-1,901,283	-2,136,815	-2,467,777	-2,110,788	-2,198,522	-40,007	-42,458
TB8120	T-Gas used for other utility operations-Credit - TB8120	8120	-1,785	-1,349	134	421	328	-498	-2,518	-575	-3,762	-1,494	-3,099
TB8130	T-Other gas supply expenses - TB8130	8130	-3	0	0	0	0	0	0	0	0	0	0
TB8140	T-Storage-Operation supervision and engineering - TB8140	8140	-299	-289	0	-558	-279	-299	-841	271	-299	-279	-279
TB8160	T-Wells expenses - TB8160	8160	3,672	1,283	3,442	1,843	6,542	3,183	-53	14,320	25,291	21,102	6,000
TB8170	T-Lines expenses - TB8170	8170	1,909	1,288	3,276	2,657	3,406	3,103	3,308	1,555	7,562	4,465	5,968
TB8180	T-Compressor station expenses - TB8180	8180	1,500	2,354	994	25	216	411	683	2,545	3,911	1,254	1,307
TB8190	T-Compressor station fuel and power - TB8190	8190	64	63	63	57	53	54	33	56	63	0	129
TB8200	T-Storage-Measuring and regulating station expenses - TB8200	8200	720	303	-146	66	502	-18	782	261	142	520	607
TB8210	T-Storage-Purification expenses - TB8210	8210	89	188	785	126	115	85	104	114	504	760	5,957
TB8240	T-Storage-Other expenses - TB8240	8240	20	21	17	19	19	17	19	19	19	0	27
TB8250	T-Storage well royalties - TB8250	8250	768	493	450	741	227	116	411	711	389	896	1,984
TB8310	T-Storage-Maintenance of structures and improvements - TB8310	8310	0	0	0	0	0	0	0	0	2,527	0	1,984
TB8340	T-Maintenance of compressor station equipment - TB8340	8340	957	-306	21	507	-60	178	-59	1,231	1,121	-285	0
TB8350	T-Maintenance of measuring and regulating station equipment - TB8350	8350	0	0	1,324	-542	0	358	-119	0	0	0	0
TB8360	T-Processing-Maintenance of purification equipment - TB8360	8360	0	0	0	0	0	0	0	329	-41	2	0
TB8370	T-Maintenance of other equipment - TB8370	8370	0	0	0	0	0	0	0	0	0	0	0
TB8432	T-Other storage-Maintenance of structures and improvements - TB8432	8432	0	0	0	0	0	0	0	0	0	0	0
TB8500	T-Transmission-Operation supervision and engineering - TB8500	8500	0	0	0	0	0	0	0	0	0	0	0
TB8560	T-Mains expenses - TB8560	8560	19,515	15,728	28,777	8,792	12,814	15,447	9,089	20,291	24,625	132,832	24,574
TB8570	T-Transmission-Measuring and regulating station expenses - TB8570	8570	3,502	801	5,843	7,683	9,240	7,078	6,002	8,071	7,722	11,733	8,898
TB8580	T-Transmission and compression of gas by others - TB8580	8580	2,250,465	2,298,818	2,036,564	1,686,972	1,524,474	1,582,778	1,592,126	1,584,450	2,118,133	2,293,735	2,375,625
TB8590	T-Transmission-Other expenses - TB8590	8590	0	0	0	0	0	0	0	0	0	0	0
TB8630	T-Transmission-Maintenance of mains - TB8630	8630	160	-63	3,538	9,867	3,721	3,312	6,385	5,033	-1,108	1,170	129
TB8650	T-Transmission-Maintenance of measuring and regulating station equip - TB8650	8650	7	0	0	0	0	0	0	111	95	0	178
TB8700	T-Distribution-Operation supervision and engineering - TB8700	8700	105,245	93,029	122,374	96,643	96,629	100,128	95,323	97,861	110,420	157,361	127,640
TB8710	T-Distribution load dispatching - TB8710	8710	56	19	38	41	181	3	37	19	19	19	40
TB8711	T-Oderization - TB8711	8711	0	0	14	0	0	625	420	0	0	0	1,288
TB8740	T-Mains and Services Expenses - TB8740	8740	228,032	206,737	242,701	206,100	236,071	228,241	240,884	245,166	199,584	208,585	229,307
TB8750	T-Distribution-Measuring and regulating station expenses - TB8750	8750	26,013	26,037	30,970	22,513	31,512	27,463	23,927	20,172	22,302	16,368	26,203
TB8760	T-Distribution-Measuring and regulating station expenses-Industrial - TB8760	8760	3,870	4,899	864	-421	1,727	4,873	5,319	2,022	2,675	-604	3,083
TB8770	T-Distribution-Measuring and regulating station expenses-City gate c - TB8770	8770	1,943	2,356	1,819	1,697	7,758	20,544	16,641	2,928	5,036	5,660	11,863
TB8780	T-Meter and house regulator expenses - TB8780	8780	61,664	62,180	58,095	54,387	60,232	57,586	63,305	55,642	69,201	61,923	73,639
TB8790	T-Customer installations expenses - TB8790	8790	681	2,082	164	761	1,082	731	1,288	-80	1,942	1,473	4,887
TB8800	T-Distribution-Other expenses - TB8800	8800	2,686	8,533	4,165	11,240	8,567	6,421	2,966	11,823	4,930	3,78	7,558
TB8810	T-Distribution-Rents - TB8810	8810	36,553	37,208	35,397	36,300	35,754	33,850	38,870	32,221	34,424	30,746	41,219
TB8850	T-Distribution-Maintenance supervision and engineering - TB8850	8850	235	11	179	35	117	577	164	197	313	218	142
TB8860	T-Distribution-Maintenance of structures and Improvements - TB8860	8860	72	53	715	0	547	433	2,298	119	954	283	286
TB8870	T-Distribution-Maint of mains - TB8870	8870	331	1,449	1,256	3,515	3,087	7,091	31,776	1,311	2,530	2,562	5,454
TB8890	T-Maintenance of measuring and regulating station equipment-General - TB8890	8890	572	28	0	0	0	1,599	0	2,709	0	0	0
TB8900	T-Maintenance of measuring and regulating station equipment-Industri - TB8900	8900	1,060	0	0	0	3,402	1,166	93	0	0	0	2,409
TB8910	T-Maintenance of measuring and regulating station equipment-City gat - TB8910	8910	1,048	0	428	0	1,357	1,357	2,900	0	0	1,828	0
TB8920	T-Maintenance of services - TB8920	8920	985	1,307	339	1,107	528	888	1,095	957	1,644	358	1,409
TB8930	T-Maintenance of meters and house regulators - TB8930	8930	1,984	3,188	8,073	3,836	7,912	9,131	1,337	7,246	20	3,209	4,061

Unallocated
Cost Center
Company
Activity
Period
Kentucky Division - 009DIV

		Mar-12	Apr-12	May-12	Jun-12	Jul-12	Aug-12	Sep-12	Oct-12	Nov-12	Dec-12	Jan-13	Feb-13	
TB8940	T-Distribution-Maintenance of other equipment - TB8940	8640	1,210	593	1,094	2,539	3,131	1,104	2,112	2,198	1,326	1,041	956	183
TB9010	T-Customer accounts-Operation supervision - TB9010	9010	0	0	0	27	367	41	1,875	-109	0	0	29	
TB9020	T-Customer accounts-Meter reading expenses - TB9020	9020	117,076	129,603	89,573	136,643	76,202	101,289	105,441	102,822	127,043	102,674	139,472	110,756
TB9030	T-Customer accounts-Customer records and collections expenses - TB9030	9030	43,105	35,136	41,659	32,071	35,370	37,928	29,626	29,242	22,976	25,379	31,031	32,876
TB9040	T-Customer accounts-Uncollectible accounts - TB9040	9040	24,393	18,066	15,378	15,226	-69,712	15,288	63,979	21,597	26,207	34,035	38,921	32,234
TB9070	T-Customer service-Supervision - TB9070	9070	0	0	0	0	0	0	0	0	0	0	0	
TB9080	T-Customer service-Operating assistance expense - TB9080	9080	0	0	0	0	0	0	0	0	0	0	0	
TB9090	T-Customer service-Operating informational and instructional adverti - TB9090	9090	7,690	9,287	9,703	8,372	9,871	9,457	9,946	16,627	13,741	9,261	9,709	8,778
TB9100	T-Customer service-Miscellaneous customer service - TB9100	9100	128	0	0	0	0	0	0	0	0	0	0	
TB9110	T-Sales-Supervision - TB9110	9110	13,362	13,530	15,988	14,369	14,217	20,225	17,223	20,302	17,801	17,190	19,313	16,328
TB9120	T-Sales-Demonstrating and selling expenses - TB9120	9120	7,487	4,106	5,211	4,044	5,346	2,865	11,354	3,251	16,671	16,434	9,848	3,825
TB9130	T-Sales-Advertising expenses - TB9130	9130	3,223	955	610	765	905	275	320	2,140	822	131	1,986	1,431
TB9150	T-Sales-Miscellaneous sales expenses - TB9150	9150	0	0	220	0	0	0	0	0	0	0	0	
TB9200	T-A&G-Administrative & general salaries - TB9200	9200	23,994	26,193	26,808	30,370	29,455	31,047	29,975	33,613	31,454	29,451	32,767	28,489
TB9210	T-A&G-Office supplies & expense - TB9210	9210	-1,097	1,045	1,452	795	2,214	-588	-819	-1,056	-170	-665	353	-1,266
TB9220	T-A&G-Administrative expense transferred-Credit - TB9220	9220	803,963	744,369	778,597	892,174	798,643	839,146	1,020,329	661,945	781,218	950,373	866,865	865,163
TB9230	T-A&G-Outside services employed - TB9230	9230	48,072	-14,344	20,626	44,630	30,666	23,477	27,013	12,573	22,560	18,576	9,822	10,284
TB9240	T-A&G-Property insurance - TB9240	9240	12,479	12,163	12,152	12,092	10,389	12,480	11,814	12,711	12,436	12,442	12,762	13,501
TB9250	T-A&G-Injuries & damages - TB9250	9250	14,631	25,258	1,401	150	121	1,377	700,336	1,294	2,071	4,081	277	757
TB9260	T-A&G-Employee pensions and benefits - TB9260	9260	186,879	188,116	187,745	187,119	174,215	186,844	162,462	275,597	226,124	241,327	288,369	248,912
TB9270	T-A&G-Franchise requirements - TB9270	9270	608	35,767	0	302	12,459	1,459	0	67	123	690	336	1,029
TB9280	T-A&G-Regulatory commission expenses - TB9280	9280	15,275	15,275	15,275	15,275	15,275	15,275	15,275	15,275	15,275	15,275	15,275	22,326
TB9301	T-A&G-General advertising expense - TB9301	9301	0	0	0	0	0	0	0	0	0	0	0	
TB9302	T-Miscellaneous general expenses - TB9302	9302	3,162	10,080	1,344	1,944	5,378	5,375	15	30	825	2,360	13,952	1,570
TB9310	T-A&G-Rents - TB9310	9310	2,686	2,686	2,686	2,491	2,594	2,644	2,636	2,686	2,686	2,686	3,698	2,939
TB9320	T-A&G-Maintenance of general plant - TB9320	9320	0	0	0	0	0	0	0	0	0	0	0	
TB	TB		-5,092,562	-3,048,054	5,177,288	-664,504	-4,806,825	4,437,460	7,665,783	4,296,071	4,572,841	-3,163,509	-3,224,947	-9,933,334

Unallocated
Cost Center
Company
Activity
Period
Kentucky Division - 009DN

		Mar-13	Apr-13	May-13	Jun-13	Jul-13	Aug-13	Sep-13
TB1010	T-Gas Plant in Service - TB1010	1010	1,074,978	0	0	0	0	0
TB1070	T-Construction work in progress - TB1070	1070	700,186	0	0	0	0	0
TB1080	T-Accum Prov for Depreciation - TB1080	1080	-839,023	0	0	0	0	0
TB1440	T-Accum prov for uncollectible accounts - TB1440	1440	-34,322	0	0	0	0	0
TB1540	T-Plant Materials and Operating Supplies - TB1540	1540	0	0	0	0	0	0
TB1630	T-Stores Expense Undistributed - TB1630	1630	1,022	0	0	0	0	0
TB1641	T-Gas stored underground-Current - TB1641	1641	-4,965,899	0	0	0	0	0
TB1650	T-Prepayments - TB1650	1650	-21,876	0	0	0	0	0
TB1860	T-Miscellaneous deferred debits - TB1860	1860	-198,050	0	0	0	0	0
TB1900	T-Accumulated Deferred Income Taxes - TB1900	1900	0	0	0	0	0	0
TB1910	T-Unrecovered Purchased Gas Costs - TB1910	1910	-1,836,241	0	0	0	0	0
TB2282	T-Accumulated provision for injuries and damages - TB2282	2282	0	0	0	0	0	0
TB2320	T-Accounts Payable - TB2320	2320	1,422,805	0	0	0	0	0
TB2350	T-Customer deposits - TB2350	2350	33,265	0	0	0	0	0
TB2370	T-Interest accrued - TB2370	2370	844	0	0	0	0	0
TB2420	T-Miscellaneous current and accrued liabilities - TB2420	2420	-1,985,912	0	0	0	0	0
TB2520	T-Customer advances for construction - TB2520	2520	-6,985	0	0	0	0	0
TB2530	T-Other deferred credits - TB2530	2530	-8,489	0	0	0	0	0
TB2550	T-Accumulated deferred investment tax credits - TB2550	2550	0	0	0	0	0	0
TB2820	T-Accum deferred income taxes-Other property - TB2820	2820	-146,592	0	0	0	0	0
TB2830	T-Accumulated deferred income taxes-Other - TB2830	2830	0	0	0	0	0	0
TB4320	T-Allowance for borrowed funds used during construction - TB4320	4320	-7,155	0	0	0	0	0
TB1140	T-Gas plant acquisition adjustments - TB1140	1140	0	0	0	0	0	0
TB1150	T-Accumulated provision for amortization of gas plant acquisition ad - TB1150	1150	0	0	0	0	0	0
TB1231	T-Investment in subsidiary companies - TB1231	1231	0	0	0	0	0	0
TB1240	T-Other investments - TB1240	1240	0	0	0	0	0	0
TB1280	T-Other special funds - TB1280	1280	0	0	0	0	0	0
TB1310	T-Cash - TB1310	1310	0	0	0	0	0	0
TB1340	T-Other special deposits - TB1340	1340	0	0	0	0	0	0
TB1420	T-Customer accounts receivable - TB1420	1420	685,946	0	0	0	0	0
TB1430	T-Other Accounts Receivable - TB1430	1430	187,424	0	0	0	0	0
TB1460	T-A/R from Associated Companies - TB1460	1460	0	0	0	0	0	0
TB1560	T-Other Materials and Supplies - TB1560	1560	0	0	0	0	0	0
TB1740	T-Miscellaneous current and accrued assets - TB1740	1740	33,597	0	0	0	0	0
TB1810	T-Unamortized debt expense - TB1810	1810	0	0	0	0	0	0
TB1823	T-Other Regulatory Assets - TB1823	1823	-15,275	0	0	0	0	0
TB1840	T-Clearing Account - TB1840	1840	-2,012,636	0	0	0	0	0
TB1890	T-Unamortized Loss on Recquired Debt - TB1890	1890	0	0	0	0	0	0
TB2010	T-Common stock issued - TB2010	2010	0	0	0	0	0	0
TB2110	T-Miscellaneous paid-in capital - TB2110	2110	0	0	0	0	0	0
TB2150	T-Appropriated Retained Earnings - TB2150	2150	0	0	0	0	0	0
TB2160	T-Retained Earnings - TB2160	2160	0	0	0	0	0	0
TB2240	T-Other long-Term - TB2240	2240	0	0	0	0	0	0
TB2260	T-Long Term Debt Discount - TB2260	2260	0	0	0	0	0	0
TB2310	T-Notes payable - TB2310	2310	0	0	0	0	0	0
TB2360	T-Taxes accrued - TB2360	2360	-47,710	0	0	0	0	0
TB2410	T-Tax collections - TB2410	2410	-61,825	0	0	0	0	0
TB2540	T-Other Regulatory Liabilities - TB2540	2540	0	0	0	0	0	0
TB4073	T-Regulatory Debits - TB4073	4073	4,325	0	0	0	0	0
TB4074	T-Regulatory Credits - TB4074	4074	-7,845	0	0	0	0	0
TB4114	T-Investment tax credit adjustments, utility operations - TB4114	4114	0	0	0	0	0	0
TB4160	T-Costs and Expenses of Merchandising, Jobbing & Contract Work - TB4160	4160	40	0	0	0	0	0
TB4170	T-Revenues from nonutility operations - TB4170	4170	-13,540	0	0	0	0	0
TB4190	T-Interest and dividend income - TB4190	4190	-6,906	0	0	0	0	0
TB4210	T-Miscellaneous nonoperating income - TB4210	4210	-143,171	0	0	0	0	0
TB4261	T-Donations - TB4261	4261	10,273	0	0	0	0	0
TB4263	T-Penalties - TB4263	4263	0	0	0	0	0	0
TB4264	T-Civic, Political and Related - TB4264	4264	17,005	0	0	0	0	0
TB4265	T-Other deductions - TB4265	4265	42,503	0	0	0	0	0
TB4270	T-Interest on long-Term debt - TB4270	4270	515,658	0	0	0	0	0
TB4280	T-Amortization of debt discount and expense - TB4280	4280	6,481	0	0	0	0	0
TB4281	T-Amortization of loss on reacquired debt - TB4281	4281	8,825	0	0	0	0	0
TB4300	T-Interest on debt to associated companies - TB4300	4300	2,608	0	0	0	0	0
TB4310	T-Other interest expense - TB4310	4310	10,893	0	0	0	0	0
TB4380	T-Dividends declared-Common stock - TB4380	4380	0	0	0	0	0	0
<u>amounts below this line are used directly by the rev req model</u>								
TB4030	T-Depreciation Expense - TB4030	4030	1,200,071	0	0	0	0	0
TB4060	T-Amortization of gas plant acquisition adjustments - TB4060	4060	4,878	0	0	0	0	0
TB4081	T-Taxes other than income taxes, utility operating income - TB4081	4081	383,194	0	0	0	0	0

Unallocated
Cost Center
Company
Activity
Period
Kentucky Division - 009DIV

		Mar-13	Apr-13	May-13	Jun-13	Jul-13	Aug-13	Sep-13
TB4091	T-Income taxes, utility operating income - TB4091	4091	-146,592	0	0	0	0	0
TB4101	T-Provision for deferred income taxes - TB4101	4101	146,592	0	0	0	0	0
TB4800	T-Residential sales - TB4800	4800	-12,310,138	0	0	0	0	0
TB4805	T-Unbilled Residential Revenue - TB4805	4805	317,618	0	0	0	0	0
TB4811	T-Commercial Revenue-Banner - TB4811	4811	-4,803,029	0	0	0	0	0
TB4812	T-Industrial Revenue-Banner - TB4812	4812	-527,222	0	0	0	0	0
TB4815	T-Unbilled Comm Revenue - TB4815	4815	110,692	0	0	0	0	0
TB4820	T-Other Sales to Public Authorities - TB4820	4820	-1,073,114	0	0	0	0	0
TB4825	T-Unbilled Public Authority Revenue - TB4825	4825	38,921	0	0	0	0	0
TB4870	T-Forfeited discounts - TB4870	4870	-123,562	0	0	0	0	0
TB4880	T-Miscellaneous service revenues - TB4880	4880	-42,383	0	0	0	0	0
TB4893	T-Revenue-Transportation Distribution - TB4893	4893	-1,177,396	0	0	0	0	0
TB4895	T-Revenue-Transportation Commercial - TB4895	4895	0	0	0	0	0	0
TB4896	T-Revenue-Transportation Industrial - TB4896	4896	0	0	0	0	0	0
TB4950	T-Other gas revenues - TB4950	4950	0	0	0	0	0	0
TB8001	T-Intercompany Gas Well-head Purchases - TB8001	8001	199,360	0	0	0	0	0
TB8010	T-Natural gas field line purchases - TB8010	8010	12,253	0	0	0	0	0
TB8040	T-Natural gas city gate purchases - TB8040	8040	2,349,475	0	0	0	0	0
TB8050	T-Other purchases - TB8050	8050	-647	0	0	0	0	0
TB8051	T-PGA for Residential - TB8051	8051	8,408,131	0	0	0	0	0
TB8052	T-PGA for Commercial - TB8052	8052	3,871,076	0	0	0	0	0
TB8053	T-PGA for Industrial - TB8053	8053	437,247	0	0	0	0	0
TB8054	T-PGA for Public Authorities - TB8054	8054	858,419	0	0	0	0	0
TB8058	T-Unbilled PGA Cost - TB8058	8058	-206,430	0	0	0	0	0
TB8059	T-PGA Offset to Unrecovered Gas Cost - TB8059	8059	-12,858,689	0	0	0	0	0
TB8060	T-Exchange gas - TB8060	8060	2,135,599	0	0	0	0	0
TB8081	T-Gas withdrawn from storage-Debit - TB8081	8081	4,951,617	0	0	0	0	0
TB8082	T-Gas delivered to storage-Credit - TB8082	8082	0	0	0	0	0	0
TB8120	T-Gas used for other utility operations-Credit - TB8120	8120	-2,411	0	0	0	0	0
TB8130	T-Other gas supply expenses - TB8130	8130	0	0	0	0	0	0
TB8140	T-Storage-Operation supervision and engineering - TB8140	8140	-448	0	0	0	0	0
TB8160	T-Wells expenses - TB8160	8160	4,877	0	0	0	0	0
TB8170	T-Lines expenses - TB8170	8170	3,781	0	0	0	0	0
TB8180	T-Compressor station expenses - TB8180	8180	478	0	0	0	0	0
TB8190	T-Compressor station fuel and power - TB8190	8190	71	0	0	0	0	0
TB8200	T-Storage-Measuring and regulating station expenses - TB8200	8200	298	0	0	0	0	0
TB8210	T-Storage-Purification expenses - TB8210	8210	2,013	0	0	0	0	0
TB8240	T-Storage-Other expenses - TB8240	8240	21	0	0	0	0	0
TB8250	T-Storage well royalties - TB8250	8250	1,360	0	0	0	0	0
TB8310	T-Storage-Maintenance of structures and improvements - TB8310	8310	0	0	0	0	0	0
TB8340	T-Maintenance of compressor station equipment - TB8340	8340	0	0	0	0	0	0
TB8350	T-Maintenance of measuring and regulating station equipment - TB8350	8350	0	0	0	0	0	0
TB8360	T-Processing-Maintenance of purification equipment - TB8360	8360	0	0	0	0	0	0
TB8370	T-Maintenance of other equipment - TB8370	8370	0	0	0	0	0	0
TB8432	T-Other storage-Maintenance of structures and improvements - TB8432	8432	0	0	0	0	0	0
TB8500	T-Transmission-Operation supervision and engineering - TB8500	8500	294	0	0	0	0	0
TB8560	T-Mains expenses - TB8560	8560	25,140	0	0	0	0	0
TB8570	T-Transmission-Measuring and regulating station expenses - TB8570	8570	9,774	0	0	0	0	0
TB8580	T-Transmission and compression of gas by others - TB8580	8580	2,210,633	0	0	0	0	0
TB8590	T-Transmission-Other expenses - TB8590	8590	0	0	0	0	0	0
TB8630	T-Transmission-Maintenance of mains - TB8630	8630	-333	0	0	0	0	0
TB8650	T-Transmission-Maintenance of measuring and regulating station equip - TB8650	8650	-55	0	0	0	0	0
TB8700	T-Distribution-Operation supervision and engineering - TB8700	8700	126,936	0	0	0	0	0
TB8710	T-Distribution load dispatching - TB8710	8710	55	0	0	0	0	0
TB8711	T-odorization - TB8711	8711	2,505	0	0	0	0	0
TB8740	T-Mains and Services Expenses - TB8740	8740	243,887	0	0	0	0	0
TB8750	T-Distribution-Measuring and regulating station expenses - TB8750	8750	25,124	0	0	0	0	0
TB8760	T-Distribution-Measuring and regulating station expenses-Industrial - TB8760	8760	1,779	0	0	0	0	0
TB8770	T-Distribution-Measuring and regulating station expenses-City gate c - TB8770	8770	4,235	0	0	0	0	0
TB8780	T-Meter and house regulator expenses - TB8780	8780	61,027	0	0	0	0	0
TB8790	T-Customer installations expenses - TB8790	8790	3,183	0	0	0	0	0
TB8800	T-Distribution-Other expenses - TB8800	8800	51,465	0	0	0	0	0
TB8810	T-Distribution-Rents - TB8810	8810	37,382	0	0	0	0	0
TB8850	T-Distribution-Maintenance supervision and engineering - TB8850	8850	154	0	0	0	0	0
TB8860	T-Distribution-Maintenance of structures and improvements - TB8860	8860	54	0	0	0	0	0
TB8870	T-Distribution-Maint of mains - TB8870	8870	3,752	0	0	0	0	0
TB8890	T-Maintenance of measuring and regulating station equipment-General - TB888890	8890	0	0	0	0	0	0
TB8900	T-Maintenance of measuring and regulating station equipment-Industri - TB890890	8900	89	0	0	0	0	0
TB8910	T-Maintenance of measuring and regulating station equipment-City gat - TB8918910	8910	0	0	0	0	0	0
TB8920	T-Maintenance of services - TB8920	8920	480	0	0	0	0	0
TB8930	T-Maintenance of meters and house regulators - TB8930	8930	359	0	0	0	0	0

Unallocated
Cost Center
Company
Activity
Period
Kentucky Division - 009DIV

			Mar-13	Apr-13	May-13	Jun-13	Jul-13	Aug-13	Sep-13
T8940	T-Distribution-Maintenance of other equipment - TB8940	8940	1,675	0	0	0	0	0	0
T89010	T-Customer accounts-Operation supervision - TB9010	9010	0	0	0	0	0	0	0
T89020	T-Customer accounts-Meter reading expenses - TB9020	9020	143,111	0	0	0	0	0	0
T89030	T-Customer accounts-Customer records and collections expenses - TB9030	9030	24,370	0	0	0	0	0	0
T89040	T-Customer accounts-Uncollectible accounts - TB9040	9040	29,565	0	0	0	0	0	0
T89070	T-Customer service-Supervision - TB9070	9070	0	0	0	0	0	0	0
T89080	T-Customer service-Operating assistance expense - TB9080		0	0	0	0	0	0	0
T89090	T-Customer service-Operating informational and instructional adverti - TB9090	9090	8,886	0	0	0	0	0	0
T89100	T-Customer service-Miscellaneous customer service - TB9100	9100	0	0	0	0	0	0	0
T89110	T-Sales-Supervision - TB9110	9110	16,881	0	0	0	0	0	0
T89120	T-Sales-Demonstrating and selling expenses - TB9120	9120	3,999	0	0	0	0	0	0
T89130	T-Sales-Advertising expenses - TB9130	9130	1,169	0	0	0	0	0	0
T89160	T-Sales-Miscellaneous sales expenses - TB9160	9160	0	0	0	0	0	0	0
T89200	T-A&G-Administrative & general salaries - TB9200	9200	33,846	0	0	0	0	0	0
T89210	T-A&G-Office supplies & expense - TB9210	9210	-1,344	0	0	0	0	0	0
T89220	T-A&G-Administrative expense transferred-Credit - TB9220	9220	620,354	0	0	0	0	0	0
T89230	T-A&G-Outside services employed - TB9230	9230	30,763	0	0	0	0	0	0
T89240	T-A&G-Property insurance - TB9240	9240	14,691	0	0	0	0	0	0
T89250	T-A&G-Injuries & damages - TB9250	9250	2,992	0	0	0	0	0	0
T89260	T-A&G-Employee pensions and benefits - TB9260	9260	258,296	0	0	0	0	0	0
T89270	T-A&G-Franchise requirements - TB9270	9270	135	0	0	0	0	0	0
T89280	T-A&G-Regulatory commission expenses - TB9280	9280	31,264	0	0	0	0	0	0
T89301	T-A&G-General advertising expense - TB9301	9301	0	0	0	0	0	0	0
T89302	T-Miscellaneous general expenses - TB9302	9302	0	0	0	0	0	0	0
T89310	T-A&G-Rents - TB9310	9310	2,939	0	0	0	0	0	0
T89320	T-A&G-Maintenance of general plant - TB9320	9320	0	0	0	0	0	0	0
TB	TB		-10,811,257	0	0	0	0	0	0

Unallocated
Cost Center
Company
Kentucky Division - 009DIV
Activity
Period

		Jun-12	Jul-12	Aug-12	Sep-12	Oct-12	Nov-12	Dec-12	Jan-13	Feb-13	Mar-13	Apr-13	May-13	Jun-13	Jul-13	Aug-13	Sep-13
T-A9220-09341	T-A&G-Administrative expense transferre - Admin & General Ex A9220-09341	305,300	325,890	416,718	418,459	151,524	259,337	366,290	321,001	341,714	131,088	0	0	0	0	0	0
T-A9220-41132	T-A&G-Administrative expense transferre - Billing for SS O&M A9220-41132	410,933	289,530	238,383	411,785	309,030	332,118	351,118	306,351	312,298	285,656	0	0	0	0	0	0
T-A9220-41131	T-A&G-Administrative expense transferre - Billing for CSC O& A9220-41131	175,941	183,228	184,044	190,085	191,391	189,762	232,966	239,514	211,150	203,811	0	0	0	0	0	0
TB9220	T-A&G-Administrative expense transferred-Credit - TB9220	892,174	798,648	839,146	1,020,329	661,945	781,218	850,373	866,865	865,163	620,354	0	0	0	0	0	0

Unallocated
Cost Center
Company
Kentucky Division - 009DIV
Activity
Period

		Jun-12	Jul-12	Aug-12	Sep-12	Oct-12	Nov-12	Dec-12	Jan-13	Feb-13	Mar-13	Apr-13	May-13	Jun-13	Jul-13	Aug-13	Sep-13
T-A4030-30002	T-Depreciation Expense - Depr Exp-Natural G A4030-30002	13,558	13,558	13,558	13,558	14,199	14,198	14,200	14,200	14,200	14,209	0	0	0	0	0	0
T-A4030-30004	T-Depreciation Expense - Depr Exp-Transmiss A4030-30004	46,062	46,062	46,062	46,021	45,137	45,905	45,905	45,882	45,882	45,882	0	0	0	0	0	0
T-A4030-30005	T-Depreciation Expense - Depr Exp-Distribut A4030-30005	901,300	907,757	919,939	1,008,163	937,434	940,426	945,262	947,940	951,056	954,170	0	0	0	0	0	0
T-A4030-30007	T-Depreciation Expense - Depr Exp-General P A4030-30007	52,024	46,867	46,093	52,719	43,981	43,985	43,596	43,716	43,726	44,036	0	0	0	0	0	0
T-A4030-30031	T-Depreciation Expense - Vehicle Depreciat A4030-30031	19,703	19,703	19,703	19,703	19,703	19,703	19,703	19,703	19,703	12,010	0	0	0	0	0	0
T-A4030-30032	T-Depreciation Expense - Vehicle Depreciat A4030-30032	-10,561	-10,569	-10,247	-11,039	-10,496	-10,602	-10,577	-10,170	-10,196	-5,636	0	0	0	0	0	0
T-A4030-30041	T-Depreciation Expense - Heavy Equipment De A4030-30041	2,027	2,027	2,027	2,027	2,590	2,590	2,590	2,590	2,590	2,590	0	0	0	0	0	0
T-A4030-30042	T-Depreciation Expense - Heavy Equipment De A4030-30042	-1,986	-1,986	-1,986	-1,986	-2,538	-2,538	-2,538	-2,538	-2,538	-2,538	0	0	0	0	0	0
T-A4030-30061	T-Depreciation Expense - Tools & Shop Depre A4030-30061	10,816	11,805	12,036	12,775	11,659	11,659	11,659	11,708	11,797	11,860	0	0	0	0	0	0
T-A4030-30062	T-Depreciation Expense - Tools & Shop Depre A4030-30062	-5,798	-6,225	-6,260	-7,157	-6,210	-6,273	-6,269	-6,043	-6,106	-5,565	0	0	0	0	0	0
T-A4030-09344	T-Depreciation Expense - Depr & Taxes Other A4030-09344	3,628	3,049	3,052	3,045	3,287	3,285	3,365	3,369	5,904	6,538	0	0	0	0	0	0
T-A4030-41124	T-Depreciation Expense - Billing for Taxes A4030-41124	51,384	51,515	51,549	52,756	56,577	56,664	60,620	60,703	62,665	62,086	0	0	0	0	0	0
T-A4030-41129	T-Depreciation Expense - Billing for CSC De A4030-41129	61,343	61,343	61,352	62,017	56,528	57,735	57,772	58,407	58,407	60,430	0	0	0	0	0	0
TB4030	T-Depreciation Expense - TB4030	1,143,501	1,144,705	1,156,878	1,252,601	1,172,852	1,176,738	1,185,297	1,189,466	1,198,090	1,200,071	0	0	0	0	0	0
T-A4060-09344	T-Amortization of gas plant acquisition - Depr & Taxes Other A4060-09344	4,523	4,523	4,523	4,523	4,878	4,878	4,878	4,878	4,878	4,878	0	0	0	0	0	0
TB4060	T-Amortization of gas plant acquisition adjustments - TB4060	4,523	4,523	4,523	4,523	4,878	4,878	4,878	4,878	4,878	4,878	0	0	0	0	0	0

Outside Svcs Summary

CASE NO. 2013-00148
 ATTACHMENT 20
 TO STAFF DR NO. 1-59

	Fiscal 2012 August	Fiscal 2012 September	Fiscal 2013 October	Fiscal 2013 November	Fiscal 2013 December	Fiscal 2013 January	Fiscal 2013 February	Fiscal 2013 March	Fiscal 2013 April	Fiscal 2013 May	Fiscal 2013 June	Fiscal 2013 July	Base Period Totals
Div 9 gas supplies	3,609	3,600	4,801	4,801	4,801	4,801	4,801	4,801	2,508	2,181	2,181	2,181	45,065
legal	19,868	23,413	7,772	17,759	13,775	5,021	5,483	25,967	7,481	6,503	6,503	6,503	146,047
													191,112
Div 91 contract labor	716	5,128	0	0	0	0	935	117	5,324	5,324	5,324	5,324	28,192
legal	7,330	15,427	8,619	9,418	4,673	8,674	7,384	7,886	9,479	9,479	9,479	9,479	107,527
													135,719
Div 2 contract labor	534,949	811,466	561,039	679,276	418,543	572,157	567,715	626,288	749,482	675,223	749,249	713,806	7,659,192
legal	7,315	0	8,265	1,275	2,084	14,761	-13,337	2,530	15,541	14,001	15,536	14,801	82,792
													7,741,984
Div 12 contract labor	38,988	41,582	43,141	38,462	35,979	58,446	57,282	65,603	367,083	60,520	56,655	92,637	956,356
													956,358

Unallocated Cost Center Company Kentucky Division - 009DIV Activity Period		Aug-12	Sep-12	Oct-12	Nov-12	Dec-12	Jan-13	Feb-13	Mar-13	Apr-13	May-13	Jun-13	Jul-13
T-A9230-05430	T-A&G-Outside services employed - Gas Supplies Servi A9230-05430	3,609	3,600	4,801	4,801	4,801	4,801	4,801	4,801	0	0	0	0
T-A9230-06121	T-A&G-Outside services employed - Legal A9230-06121	19,858	23,413	7,772	17,759	13,775	5,021	5,483	25,957	0	0	0	0
TB9230	T-A&G-Outside services employed - TB9230	23,477	27,013	12,573	22,560	18,576	9,822	10,284	30,768	0	0	0	0
	Gas Supplies Services	3,609	3,600	4,801	4,801	4,801	4,801	4,801	4,801	2,508	2,181	2,181	2,181
	Legal Services	19,858	23,413	7,772	17,759	13,775	5,021	5,483	25,957	7,481	6,503	6,503	6,503

Unallocated
Cost Center
Company
Brentwood Division - 091DIV
Activity
Period

	Aug-12	Sep-12	Oct-12	Nov-12	Dec-12	Jan-13	Feb-13	Mar-13	Apr-13	May-13	Jun-13	Jul-13
T-A9230-06111 T-A&G-Outside services employed - Contract Labor A9230-06111	716	5,128 0	0	0	0		935	117 0	0	0	0	
T-A9230-06121 T-A&G-Outside services employed - Legal A9230-06121	7,330	15,427	8,619	9,418	4,673	8,874	7,384	7,886 0	0	0	0	
TB9230 T-A&G-Outside services employed - TB9230	8,046	20,555	8,619	9,418	4,673	8,874	8,318	8,003 0	0	0	0	
Contract Services	716	5,128 0	0	0	0		935	117	5,324	5,324	5,324	5,324
Legal Services	7,330	15,427	8,619	9,418	4,673	8,874	7,384	7,886	9,479	9,479	9,479	9,479

Unallocated
Cost Center
Company
Dallas Atmos Rate Division - 002DIV
Activity
Period

		Aug-12	Sep-12	Oct-12	Nov-12	Dec-12	Jan-13	Feb-13	Mar-13	Apr-13	May-13	Jun-13	Jul-13
T-A9230-06111	T-A&G-Outside services employed - Contract Labor A9230-06111	534,949	811,465	561,039	679,276	418,543	572,157	567,715	526,288	0	0	0	0
T-A9230-06121	T-A&G-Outside services employed - Legal A9230-06121	7,315	0	8,265	1,275	2,084	14,781	-13,337	2,530	0	0	0	0
T-A9230-05411	T-A&G-Outside services employed - Meals and Entertai A9230-05411	161	60	0	0	0	0	0	0	0	0	0	0
T-A9230-05424	T-A&G-Outside services employed - Books & Manuals A9230-05424	0	0	0	0	0	0	0	0	0	0	0	0
T-A9230-05414	T-A&G-Outside services employed - Lodging A9230-05414	0	0	0	272	22	0	0	0	0	0	0	0
T-A9230-05426	T-A&G-Outside services employed - Safety Training A9230-05426	2,772	11,466	758	0	0	10,006	4,333	0	0	0	0	0
T-A9230-05111	T-A&G-Outside services employed - Postage/Delivery S A9230-05111	0	51	0	0	0	0	0	0	0	0	0	0
TB9230	T-A&G-Outside services employed - TB9230	545,197	823,042	570,063	680,824	420,649	595,944	558,711	529,817	0	0	0	0
	Contract Services	534,949	811,465	561,039	679,276	418,543	572,157	567,715	526,288	749,482	875,223	749,249	713,806
	Legal Services	7,315	0	8,265	1,275	2,084	14,781	-13,337	2,530	15,541	14,001	15,536	14,801

Unallocated Cost Center Company Call Center Division - 012DIV Activity Period		Aug-12	Sep-12	Oct-12	Nov-12	Dec-12	Jan-13	Feb-13	Mar-13	Apr-13	May-13	Jun-13	Jul-13
T-A9230-06111	T-&G-Outside services employed - Contract Labor A9230-06111	38,988	41,582	43,141	38,462	35,979	58,446	57,252	65,603 0	0	0	0	0
T-A9230-05411	T-&G-Outside services employed - Meals and Entertai A9230-05411	0	152 0		402	191	370	280	309 0	0	0	0	0
T-A9230-05413	T-&G-Outside services employed - Transportation A9230-05413	0	909 0		3,231	1,272	3,115	1,716	1,781 0	0	0	0	0
T-A9230-05414	T-&G-Outside services employed - Lodging A9230-05414	0	415 0		2,111	729	1,707	1,447	776 0	0	0	0	0
TB9230	T-&G-Outside services employed - TB9230	38,988	43,059	43,141	44,207	38,171	63,636	60,725	68,468 0	0	0	0	0
	Contract Services	38,988	41,582	43,141	38,462	35,979	58,446	57,282	65,603	367,063	60,520	56,655	92,637

Unallocated
 Cost Center
 Company
 Activity
 Period
 T-Civic, Political and Related - TB4264

	Aug-12	Sep-12	Oct-12	Nov-12	Dec-12	Jan-13	Feb-13	Mar-13	Apr-13	May-13	Jun-13	Jul-13
Kentucky Division - 009DIV	13,159	14,708	18,486	13,772	14,556	14,872	14,785	17,005	0	0	0	0
Brentwood Division - 091DIV	0	0	0	0	0	0	0	0	0	0	0	0
Dallas Atmos Rate Division - 002DIV	0	0	0	0	0	0	0	0	0	0	0	0
Call Center Division - 012DIV	0	0	0	0	0	0	0	0	0	0	0	0

Unallocated
Cost Center
Dec-12
Company

		Kentucky Division - 009DIV Period Ending Balance	Kentucky Division - 009DIV 12Mo. Activity	Dallas Atmos Rate Division - 002DIV Period Ending Balance	Dallas Atmos Rate Division - 002DIV 12Mo. Activity	Call Center Division - 012DIV Period Ending Balance	Call Center Division - 012DIV 12Mo. Activity	Brentwood Division - 091DIV Period Ending Balance	Brentwood Division - 091DIV 12Mo. Activity
TB1010	T-Gas Plant In Service - TB1010	382,243,004	26,188,782	175,809,436	9,495,365	160,051,262	-19,135,139	4,031,052	-1,682,155
TB1070	T-Construction work in progress - TB1070	6,005,528	2,700,175	7,438,291	-2,608,572	76,591,132	27,889,288	697,402	422,187
TB1080	T-Accum Prov for Depreciation - TB1080	-148,570,740	-1,054,769	-98,784,810	-12,405,551	-117,329,486	5,468,480	-2,909,945	1,551,942
TB1440	T-Accum prov for uncollectible accounts - TB1440	-335,293	-82,778	-5	0	0	0	-538,896	-159,965
TB1540	T-Plant Materials and Operating Supplies - TB1540	5,564	0	0	0	0	0	15,332	-10,674
TB1630	T-Stores Expense Undistributed - TB1630	3,542	948,710	0	0	0	0	349,128	-5,189,841
TB1641	T-Gas stored underground-Current - TB1641	20,164,079	-7,618,844	0	0	0	0	0	0
TB1650	T-Prepayments - TB1650	187,616	11,368	15,443,310	-565,560	4,145,255	-1,347,824	5,642	36
TB1860	T-Miscellaneous deferred debits - TB1860	-203,414	134,247	98,804,081	24,806,898	-18,328	250,395	751,349	-117,648
TB1900	T-Accumulated Deferred Income Taxes - TB1900	359,029	-2,816,949	213,681,504	81,523,084	-155,720	1,220,797	12,114,073	-3,167,075
TB1910	T-Unrecovered Purchased Gas Costs - TB1910	8,091,681	864,824	0	0	0	0	0	0
TB2282	T-Accumulated provision for injuries and damages - TB2282	0	371,384	-6,231,839	-697,286	0	-87,069	-811,075	-120,622
TB2320	T-Accounts Payable - TB2320	-16,652,638	4,338,498	-18,021,342	5,763,836	-12,188,546	-2,159,247	-372,123	-3,879,021
TB2360	T-Customer deposits - TB2360	-3,302,085	-428	0	0	0	0	0	-219
TB2370	T-Interest accrued - TB2370	-262	3,645	-25,403,432	5,900,131	0	0	12,399	68
TB2420	T-Miscellaneous current and accrued liabilities - TB2420	-7,357,840	-5,748,197	-88,045,207	-77,937,260	6,719,663	-422,667	-6,902,612	10,126,569
TB2520	T-Customer advances for construction - TB2520	-2,775,917	-146,825	0	0	0	0	0	-35,541
TB2530	T-Other deferred credits - TB2530	-220,475	5,948,712	-96,631,629	63,270,711	0	2,265	-14,789,598	8,192,605
TB2550	T-Accumulated deferred investment tax credits - TB2550	0	0	0	0	0	0	-37,858	26,302
TB2620	T-Accum deferred income taxes-Other property - TB2620	-60,586,680	-2,585,180	-13,532,754	-8,311,508	-26,279,920	-12,671,433	-2,019,666	4,615,570
TB2830	T-Accumulated deferred income taxes-Other - TB2830	-1,351,274	819,994	-18,841,077	-21,134,328	-1,465,729	-621,706	-2,684,001	-650,037
TB4320	T-Allowance for borrowed funds used during construction - TB4320	213	-101,208	192,621	764,606	-192,621	-764,605	0	0
TB1140	T-Gas plant acquisition adjustments - TB1140	3,278,547	0	0	0	0	0	5,589,095	-1,694,193
TB1150	T-Accumulated provision for amortization of gas plant acquisition ad - TB1150	-3,278,547	0	0	0	0	0	-2,281,269	866,516
TB1231	T-Investment in subsidiary companies - TB1231	0	0	47,322,222	289,399	0	0	0	0
TB1240	T-Other investments - TB1240	4,940	0	0	0	0	0	0	0
TB1280	T-Other special funds - TB1280	74,000	0	0	0	0	0	0	0
TB1310	T-Cash - TB1310	0	0	76,771,366	15,989,678	0	0	0	0
TB1340	T-Other special deposits - TB1340	400	0	150,591	5,900	0	0	0	-1,454
TB1420	T-Customer accounts receivable - TB1420	18,622,504	6,116,638	34,551,015	5,811,729	0	0	-673,451	-9,765,746
TB1430	T-Other Accounts Receivable - TB1430	668,333	467,389	-259,618	412,112	20,678	21,334	-47,622	18,364
TB1460	T-A/R from Associated Companies - TB1460	12,985,732	0	-62,807,356	52,653	0	0	13,657,714	0
TB1560	T-Other Materials and Supplies - TB1560	178	178	0	0	210	210	0	0
TB1740	T-Miscellaneous current and accrued assets - TB1740	-135,103	192,652	0	0	0	0	0	-6,250
TB1810	T-Unamortized debt expense - TB1810	0	0	10,883,731	-1,240,073	0	0	101,822	-7,790
TB1823	T-Other Regulatory Assets - TB1823	76,377	-163,304	0	0	0	0	1,364,940	-137,148
TB1940	T-Clearing Account - TB1940	286,752	-9,058,932	425,613	880,839	-539,979	-990,491	-5,629,572	13,158,777
TB1990	T-Unamortized Loss on Reacquired Debt - TB1990	0	0	14,376,291	2,684,933	0	0	8,970,096	-1,069,046
TB2010	T-Common stock issued - TB2010	0	0	-452,611	-4,489	0	0	0	0
TB2110	T-Miscellaneous paid-in capital - TB2110	0	0	-1,750,116,270	-25,146,413	0	0	0	0
TB2150	T-Appropriated Retained Earnings - TB2150	0	0	26,833,147	-4,966,076	0	0	0	0
TB2160	T-Retained Earnings - TB2160	0	0	-496,754,278	185,437,138	0	0	0	0
TB2240	T-Other long-Term - TB2240	0	0	-1,960,000,000	250,000,000	0	0	0	0
TB2260	T-Long Term Debt Discount - TB2260	0	0	3,624,435	-313,493	0	0	0	0
TB2310	T-Notes payable - TB2310	0	0	-1,045,179,909	-461,199,464	0	0	0	0
TB2360	T-Taxes accrued - TB2360	-3,148,412	48,575	3,620,109	-16,199,256	-1,642,230	-896,076	-41,297	13,337
TB2410	T-Tax collections - TB2410	-1,163,682	96,604	875,183	533,536	-1,358,973	-1,011,035	265,329	242,881
TB2540	T-Other Regulatory Liabilities - TB2540	0	0	-10,584	12,701	0	0	-1,232,273	247,374
TB4030	T-Depreciation Expense - TB4030	3,534,867	13,926,064	0	0	0	0	0	0
TB4060	T-Amortization of gas plant acquisition adjustments - TB4060	14,633	55,336	0	0	0	0	0	0
TB4073	T-Regulatory Debits - TB4073	12,978	44,779	0	0	0	0	0	-6
TB4074	T-Regulatory Credits - TB4074	-23,539	-81,254	0	0	0	0	0	10
TB4081	T-Taxes other than income taxes, utility operating income - TB4081	1,111,028	4,317,313	0	0	0	0	0	0
TB4091	T-Income taxes, utility operating income - TB4091	0	767,973	9,725,904	16,113,229	0	21,691,176	1,225,875	38,676,123
TB4101	T-Provision for deferred income taxes - TB4101	0	4,582,135	-10,000,203	-52,807,672	0	11,972,341	5,665,608	-796,778
TB4114	T-Investment tax credit adjustments, utility operations - TB4114	0	0	0	0	0	0	0	-26,302
TB4160	T-Costs and Expenses of Merchandising, Jobbing & Contract Work - TB4160	564	2,371	0	0	0	0	0	0
TB4170	T-Revenues from nonutility operations - TB4170	1,211	-9,306	0	0	0	0	0	-3,187
TB4190	T-Interest and dividend income - TB4190	-20,738	-63,591	0	0	0	0	0	0
TB4210	T-Miscellaneous nonoperating income - TB4210	-730,516	-2,702,087	0	0	0	0	0	-9,868,147
TB4261	T-Donations - TB4261	177,735	328,982	-300	9,897,230	300	2,770	0	0
TB4263	T-Penalties - TB4263	0	186	0	0	0	0	0	0
TB4264	T-Civic, Political and Related - TB4264	46,824	171,227	0	0	0	0	0	-12
TB4265	T-Other deductions - TB4265	55,576	262,727	-23,659	-114,429	23,659	114,429	0	-12
TB4270	T-Interest on long-Term debt - TB4270	1,299,714	5,124,298	0	0	0	0	0	0
TB4280	T-Amortization of debt discount and expense - TB4280	17,253	65,534	0	0	0	0	0	0
TB4281	T-Amortization of loss on reacquired debt - TB4281	24,737	115,135	0	0	0	0	0	0
TB4300	T-Interest on debt to associated companies - TB4300	8,627	29,908	0	0	0	0	0	0
TB4310	T-Other interest expense - TB4310	69,683	276,314	0	0	0	0	0	0
TB4380	T-Dividends declared-Common stock - TB4380	0	0	31,958,356	441,526	0	0	0	0

Unallocated
Cost Center
Dec-12
Company

		Kentucky Division - 009DIV Period Ending Balance	Kentucky Division - 009DIV 12Mo. Activity	Dallas Atmos Rate Division - 002DIV Period Ending Balance	Dallas Atmos Rate Division - 002DIV 12Mo. Activity	Call Center Division - 012DIV Period Ending Balance	Call Center Division - 012DIV 12Mo. Activity	Brentwood Division - 091DIV Period Ending Balance	Brentwood Division - 091DIV 12Mo. Activity
TB4800	T-Residential sales - TB4800	-20,454,994	-79,139,603	0	0	0	0	0	0
TB4805	T-Unbilled Residential Revenue - TB4805	-4,764,475	356,749	0	0	0	0	0	0
TB4811	T-Commercial Revenue-Banner - TB4811	-7,929,433	-31,478,662	0	0	0	0	0	0
TB4812	T-Industrial Revenue-Banner - TB4812	-1,331,322	-4,926,395	0	0	0	0	0	0
TB4815	T-Unbilled Comm Revenue - TB4815	-1,690,001	145,340	0	0	0	0	0	0
TB4820	T-Other Sales to Public Authorities - TB4820	-1,781,698	-6,653,819	0	0	0	0	0	0
TB4825	T-Unbilled Public Authority Revenue - TB4825	-463,643	7,038	0	0	0	0	0	0
TB4870	T-Forfeited discounts - TB4870	-205,127	-995,447	0	0	0	0	0	0
TB4880	T-Miscellaneous service revenues - TB4880	-293,795	-777,455	0	0	0	0	0	0
TB4893	T-Revenue-Transportation Distribution - TB4893	-3,112,058	-12,314,683	0	0	0	0	0	0
TB4895	T-Revenue-Transportation Commercial - TB4895	0	83,628	0	0	0	0	0	0
TB4896	T-Revenue-Transportation Industrial - TB4896	0	915,988	0	0	0	0	0	0
TB4950	T-Other gas revenues - TB4950	0	156	0	0	0	0	0	0
TB8001	T-Intercompany Gas Well-head Purchases - TB8001	16,839	2,145,853	0	0	0	0	0	0
TB8010	T-Natural gas field line purchases - TB8010	296,594	1,106,732	0	0	0	0	0	0
TB8040	T-Natural gas city gate purchases - TB8040	12,812,493	37,779,658	0	0	0	0	0	0
TB8050	T-Other purchases - TB8050	-1,411	-9,380	0	0	0	0	0	0
TB8051	T-PGA for Residential - TB8051	11,047,615	42,701,661	0	0	0	0	0	0
TB8052	T-PGA for Commercial - TB8052	4,894,154	19,629,948	0	0	0	0	0	0
TB8053	T-PGA for Industrial - TB8053	1,092,181	4,057,948	0	0	0	0	0	0
TB8054	T-PGA for Public Authorities - TB8054	1,304,993	4,851,375	0	0	0	0	0	0
TB8055	T-Unbilled PGA Cost - TB8055	5,509,846	-593,052	0	0	0	0	0	0
TB8059	T-PGA Offset to Unrecovered Gas Cost - TB8059	-15,827,505	-73,758,553	0	0	0	0	0	0
TB8060	T-Exchange gas - TB8060	98,146	1,400,768	0	0	0	0	0	0
TB8081	T-Gas withdrawn from storage-Debit - TB8081	1,848,604	20,254,792	0	0	0	0	0	0
TB8082	T-Gas delivered to storage-Credit - TB8082	-4,340,317	-12,549,872	0	0	0	0	0	0
TB8120	T-Gas used for other utility operations-Credit - TB8120	0	-5,831	0	0	0	0	0	0
TB8130	T-Other gas supply expenses - TB8130	0	-3	0	0	0	0	0	0
TB8140	T-Storage-Operation supervision and engineering - TB8140	-307	-3,420	541	541	0	0	0	0
TB8160	T-Well expenses - TB8160	60,714	88,032	0	0	0	0	0	0
TB8170	T-Lines expenses - TB8170	13,582	37,711	0	0	0	0	109	1,012
TB8180	T-Compressor station expenses - TB8180	7,710	16,074	0	0	0	0	116	855
TB8190	T-Compressor station fuel and power - TB8190	119	631	0	0	0	0	2,090	2,117
TB8200	T-Storage-Measuring and regulating station expenses - TB8200	924	3,591	0	0	0	0	0	344
TB8210	T-Storage-Purification expenses - TB8210	1,478	3,644	0	26	0	0	628	2,026
TB8240	T-Storage-Other expenses - TB8240	38	212	0	0	0	0	13	739
TB8250	T-Storage well royalties - TB8250	1,995	8,299	0	0	0	0	3,595	16,705
TB8310	T-Storage-Maintenance of structures and improvements - TB8310	2,527	2,615	0	0	0	0	0	0
TB8340	T-Maintenance of compressor station equipment - TB8340	2,283	5,813	0	0	0	0	0	0
TB8350	T-Maintenance of measuring and regulating station equipment - TB8350	0	1,020	0	0	0	0	0	0
TB8360	T-Processing-Maintenance of purification equipment - TB8360	288	268	0	0	0	0	0	0
TB8370	T-Maintenance of other equipment - TB8370	0	0	0	0	0	0	0	0
TB8432	T-Other storage-Maintenance of structures and improvements - TB8432	0	0	0	0	0	0	0	0
TB8500	T-Transmission-Operation supervision and engineering - TB8500	0	0	0	0	0	0	369	1,385
TB8560	T-Mains expenses - TB8560	177,748	334,295	0	0	0	0	5,556	21,131
TB8570	T-Transmission-Measuring and regulating station expenses - TB8570	27,526	80,341	0	0	0	0	219	1,617
TB8580	T-Transmission and compression of gas by others - TB8580	5,996,318	23,731,093	0	0	0	0	0	0
TB8590	T-Transmission-Other expenses - TB8590	0	0	0	0	0	0	0	35
TB8630	T-Transmission-Maintenance of mains - TB8630	6,094	33,371	0	0	0	0	0	0
TB8650	T-Transmission-Maintenance of measuring and regulating station equip - TB8650	206	95	0	0	0	0	1,487	1,658
TB8700	T-Distribution-Operation supervision and engineering - TB8700	365,472	1,279,482	126,544	280,523	1,715	7,609	891,172	3,193,563
TB8710	T-Distribution load dispatching - TB8710	57	498	0	0	0	0	0	0
TB8711	T-Odorization - TB8711	0	1,058	0	0	0	0	31,714	66,534
TB8740	T-Mains and Services Expenses - TB8740	653,614	2,539,329	25,740	75,834	2,815	11,627	29,805	120,979
TB8750	T-Distribution-Measuring and regulating station expenses - TB8750	58,843	291,389	0	0	0	0	14,518	80,242
TB8760	T-Distribution-Measuring and regulating station expenses-Industrial - TB8760	4,093	30,942	0	0	0	0	1,042	6,543
TB8770	T-Distribution-Measuring and regulating station expenses-City gate c - TB8770	13,624	79,230	0	0	0	0	20	20
TB8790	T-Meter and house regulator expenses - TB8790	196,766	743,304	0	0	0	0	779	1,255
TB8790	T-Customer installations expenses - TB8790	3,335	11,636	0	0	0	0	0	0
TB8800	T-Distribution-Other expenses - TB8800	16,931	75,766	0	392	227	984	4,926	15,326
TB8810	T-Distribution-Rents - TB8810	97,391	429,096	-6,660	-1,536	0	0	23,985	307,618
TB8850	T-Distribution-Maintenance supervision and engineering - TB8850	727	2,536	0	0	0	0	0	0
TB8860	T-Distribution-Maintenance of structures and improvements - TB8860	1,356	5,644	0	0	0	0	0	0
TB8870	T-Distribution-Maint of mains - TB8870	6,403	59,175	0	0	0	0	0	0
TB8890	T-Maintenance of measuring and regulating station equipment-General - TB8890	2,709	7,308	0	0	0	0	0	0
TB8900	T-Maintenance of measuring and regulating station equipment-Industri - TB8900	0	8,309	0	0	0	0	0	0
TB8910	T-Maintenance of measuring and regulating station equipment-City gat - TB8910	1,828	9,309	0	0	0	0	0	0
TB8920	T-Maintenance of services - TB8920	2,958	11,253	0	0	0	0	0	0
TB8930	T-Maintenance of meters and house regulators - TB8930	10,475	55,875	0	0	0	0	0	0
TB8940	T-Distribution-Maintenance of other equipment - TB8940	4,566	18,566	0	0	0	0	0	0
TB9010	T-Customer accounts-Operation supervision - TB9010	-109	2,201	0	0	498,327	1,977,997	0	0

Unallocated
Cost Center
Dec-12
Company

		Kentucky		Dallas Atmos Rate		Call Center		Brentwood	
		Division - 009DIV	Division - 009DIV	Division - 002DIV	Division - 002DIV	Division - 012DIV	Division - 012DIV	Division - 081DIV	Division - 091DIV
		Period	12Mo.	Period	12Mo.	Period	12Mo.	Period	12Mo.
		Ending Balance	Activity	Ending Balance	Activity	Ending Balance	Activity	Ending Balance	Activity
TB9020	T-Customer accounts-Meter reading expenses - TB9020	332,640	1,314,721	33,326	78,999	0	0	0	674
TB9030	T-Customer accounts-Customer records and collections expenses - TB9030	77,597	408,985	0	21,955	3,005,404	11,916,031	808,754	3,815,124
TB9040	T-Customer accounts-Uncollectible accounts - TB9040	81,839	224,120	0	0	0	0	0	52,883
TB9070	T-Customer service-Supervision - TB9070	0	0	0	0	0	1,602	0	0
TB9090	T-Customer service-Operating informational and instructional adverti - TB9090	39,828	121,314	0	0	0	0	0	39,337
TB9100	T-Customer service-Miscellaneous customer service - TB9100	0	128	0	0	0	265	101	949
TB9110	T-Sales-Supervision - TB9110	55,294	190,142	0	0	0	0	0	-702
TB9120	T-Sales-Demonstrating and selling expenses - TB9120	38,356	109,271	4,485	6,097	0	0	2	25,701
TB9130	T-Sales-Advertising expenses - TB9130	3,093	10,705	0	527	0	0	0	4,401
TB9160	T-Sales-Miscellaneous sales expenses - TB9160	0	220	0	0	0	0	0	0
TB9200	T-A&G-Administrative & general salaries - TB9200	94,518	341,898	-3,949,944	-13,511,251	2,384,246	8,526,989	-20,857	-59,000
TB9210	T-A&G-Office supplies & expense - TB9210	-1,892	764	2,046,431	7,358,011	2,427,592	6,923,503	1,827	245,170
TB9220	T-A&G-Administrative expense transferred-Credit - TB9220	2,393,536	10,085,675	-18,271,185	-73,142,059	-11,201,656	-42,797,100	-2,027,692	-10,922,665
TB9230	T-A&G-Outside services employed - TB9230	53,709	278,088	1,671,535	7,051,908	125,519	1,015,327	22,710	93,599
TB9240	T-A&G-Property insurance - TB9240	37,589	145,966	50,781	219,044	48,943	192,978	3,285	14,058
TB9250	T-A&G-Injuries & damages - TB9250	7,446	768,052	3,629,740	15,497,207	0	1,565	76,630	262,667
TB9260	T-A&G-Employee pensions and benefits - TB9260	743,048	2,364,096	10,449,075	41,732,357	2,254,054	8,353,608	68,222	2,407,809
TB9270	T-A&G-Franchise requirements - TB9270	880	73,303	0	0	0	0	0	0
TB9280	T-A&G-Regulatory commission expenses - TB9280	45,826	183,304	0	936	0	0	0	0
TB9301	T-A&G-General advertising expense - TB9301	0	0	0	234	0	0	0	0
TB9302	T-Miscellaneous general expenses - TB9302	3,215	39,987	856,347	4,033,417	0	4,758	43,349	139,018
TB9310	T-A&G-Rents - TB9310	6,069	32,417	1,318,419	5,185,584	279,864	1,109,700	10,548	19,870
TB9320	T-A&G-Maintenance of general plant - TB9320	0	0	2,221,054	6,502,774	172,953	2,752,458	178	178
TB	TB	197,021,150	6,018,831	-4,918,493,468	-4,033,784	86,379,628	29,842,215	13,285,589	39,668,782

Unallocated
Cost Center
Company
Period
Ending Balance
Kentucky Division - 009DIV

		Jun-12	Jul-12	Aug-12	Sep-12	Oct-12	Nov-12	Dec-12	Jan-13	Feb-13	Mar-13	Apr-13	May-13	Jun-13	Jul-13	Aug-13	Sep-13
TB1010	T-Gas Plant in Service - TB1010	361,340,394	362,216,029	363,433,632	370,136,906	381,306,516	382,330,084	382,243,004	383,487,613	384,713,708	385,788,686	0	0	0	0	0	0
TB1070	T-Construction work in progress - TB1070	15,719,148	18,065,292	19,571,280	13,705,511	4,249,220	5,374,312	6,005,828	6,768,561	8,182,293	8,882,480	0	0	0	0	0	0
TB1080	T-Accum Prov for Depreciation - TB1080	-149,061,624	-149,365,041	-149,661,771	-149,194,188	-149,619,520	-150,041,406	-148,570,740	-149,030,441	-149,506,427	-150,345,450	0	0	0	0	0	0
TB1440	T-Accum prov for uncollectible accounts - TB1440	-356,356	-231,073	-167,511	-208,153	-249,612	-291,423	-335,293	-364,306	-436,324	-470,646	0	0	0	0	0	0
TB1540	T-Plant Materials and Operating Supplies - TB1540	5,564	5,564	5,564	5,564	5,564	5,564	5,564	5,564	5,564	5,564	0	0	0	0	0	0
TB1630	T-Stores Expense Undistributed - TB1630	-32,741	-25,953	-17,755	-13,970	-6,284	-896	3,642	7,629	-9,308	-8,266	0	0	0	0	0	0
TB1641	T-Gas stored underground-Current - TB1641	11,272,228	13,173,476	15,310,007	17,777,466	19,886,408	22,053,887	20,164,079	16,503,002	11,367,748	6,401,750	0	0	0	0	0	0
TB1650	T-Prepayments - TB1650	318,872	296,896	275,121	253,246	231,369	209,494	187,618	165,743	143,867	121,992	0	0	0	0	0	0
TB1860	T-Miscellaneous deferred debits - TB1860	-420,104	-149,434	5,110	-29,961	84,582	-113,118	-203,414	-460,506	-672,678	-870,726	0	0	0	0	0	0
TB1900	T-Accumulated Deferred Income Taxes - TB1900	3,175,978	3,175,978	3,175,978	359,029	359,029	359,029	359,029	359,029	359,029	359,029	0	0	0	0	0	0
TB1910	T-Unrecovered Purchased Gas Costs - TB1910	-3,162,253	-1,905,265	-764,974	338,452	2,481,866	5,052,126	8,091,681	1,126,447	2,210,044	373,803	0	0	0	0	0	0
TB2320	T-Accounts Payable - TB2320	-3,263,610	-3,215,662	-3,763,512	-3,096,777	-6,030,253	-11,562,429	-16,852,638	-15,929,607	-16,159,527	-14,736,922	0	0	0	0	0	0
TB2350	T-Customer deposits - TB2350	-3,047,165	-3,009,474	-3,002,810	-3,016,683	-3,188,443	-3,274,546	-3,302,085	-3,319,710	-3,319,328	-3,286,063	0	0	0	0	0	0
TB2370	T-Interest accrued - TB2370	-73,443	-5,074	-6,193	-4,862	-4,868	-4,957	-262	-924	-80	0	0	0	0	0	0	0
TB2420	T-Miscellaneous current and accrued liabilities - TB2420	-9,426,820	-8,589,351	-7,995,056	-7,856,564	-7,113,329	-5,663,236	-7,357,640	-6,989,374	-9,878,395	-11,684,307	0	0	0	0	0	0
TB2520	T-Customer advances for construction - TB2520	-2,631,741	-2,627,413	-2,783,237	-2,776,312	-2,773,223	-2,772,710	-2,775,917	-2,717,162	-2,714,584	-2,720,669	0	0	0	0	0	0
TB2530	T-Other deferred credits - TB2530	-680,862	-707,754	-753,850	-798,793	-805,463	-813,941	-820,475	-803,668	-806,121	-797,633	0	0	0	0	0	0
TB2620	T-Accum deferred income taxes-Other property - TB2620	-56,101,500	-58,101,500	-58,101,500	-60,686,680	-60,686,680	-60,686,680	-60,686,680	-60,686,680	-60,686,680	-60,686,680	0	0	0	0	0	0
TB2830	T-Accumulated deferred income taxes-Other - TB2830	-2,171,268	-2,171,268	-2,171,268	-1,361,274	-1,361,274	-1,361,274	-1,361,274	-1,361,274	-1,361,274	-1,361,274	0	0	0	0	0	0
TB4320	T-Allowance for borrowed funds used during construction - TB4320	-70,954	-87,631	-105,856	-113,959	10,884	6,122	213	-5,265	-11,416	-18,574	0	0	0	0	0	0
TB1140	T-Gas plant acquisition adjustments - TB1140	3,278,547	3,278,547	3,278,547	3,278,547	3,278,547	3,278,547	3,278,547	3,278,547	3,278,547	3,278,547	0	0	0	0	0	0
TB1150	T-Accumulated provision for amortization of gas plant acquisition ad - TB1150	-3,278,547	-3,278,547	-3,278,547	-3,278,547	-3,278,547	-3,278,547	-3,278,547	-3,278,547	-3,278,547	-3,278,547	0	0	0	0	0	0
TB1240	T-Other investments - TB1240	4,940	4,940	4,940	4,940	4,940	4,940	4,940	4,940	4,940	4,940	0	0	0	0	0	0
TB1280	T-Other special funds - TB1280	74,000	74,000	74,000	74,000	74,000	74,000	74,000	74,000	65,000	65,000	0	0	0	0	0	0
TB1340	T-Other special deposits - TB1340	400	400	400	400	400	400	400	400	400	400	0	0	0	0	0	0
TB1420	T-Customer accounts receivable - TB1420	6,821,046	6,459,725	5,923,387	6,322,457	8,864,238	14,457,894	18,622,504	26,882,165	25,047,100	25,733,047	0	0	0	0	0	0
TB1430	T-Other Accounts Receivable - TB1430	228,579	226,641	220,544	626,961	661,355	656,362	668,333	681,828	688,938	876,362	0	0	0	0	0	0
TB1460	T-A/R from Associated Companies - TB1460	12,985,732	12,985,732	12,985,732	12,985,732	12,985,732	12,985,732	12,985,732	12,985,732	12,985,732	12,985,732	0	0	0	0	0	0
TB1740	T-Miscellaneous current and accrued assets - TB1740	102,036	108,710	259,464	309,069	80,124	-22,260	-135,103	-171,112	-94,806	-61,210	0	0	0	0	0	0
TB1823	T-Other Regulatory Assets - TB1823	168,029	152,754	137,478	122,203	106,927	91,652	76,377	61,101	45,826	30,551	0	0	0	0	0	0
TB1840	T-Clearing Account - TB1840	10,904,543	88,744	89,211	122,344	549,063	349,946	286,752	234,966	196,915	-1,815,721	0	0	0	0	0	0
TB2360	T-Taxes accrued - TB2360	-2,020,164	-2,285,034	-2,558,889	-2,603,327	-3,067,743	-3,332,698	-3,148,412	-2,101,672	-1,563,781	-1,611,492	0	0	0	0	0	0
TB2410	T-Tax collections - TB2410	-522,106	-350,352	-405,609	-452,335	-449,991	-784,055	-1,163,682	-1,452,963	-1,758,273	-1,820,098	0	0	0	0	0	0

Unallocated
Cost Center
Company
Period
Ending Balance
Brentwood Division - 091DIV

	Jun-12	Jul-12	Aug-12	Sep-12	Oct-12	Nov-12	Dec-12	Jan-13	Feb-13	Mar-13	Apr-13	May-13	Jun-13	Jul-13	Aug-13	Sep-13
TB1010 T-Gas Plant In Service - TB1010	5,556,654	5,556,654	5,556,654	5,556,654	5,556,607	5,556,607	4,031,062	4,031,062	4,281,047	4,257,533	0	0	0	0	0	0
TB1070 T-Construction work in progress - TB1070	327,949	486,557	485,017	857,185	1,141,800	1,352,198	697,402	987,692	893,361	990,347	0	0	0	0	0	0
TB1080 T-Accum Prov for Depreciation - TB1080	-4,390,581	-4,387,777	-4,402,992	-4,411,660	-4,421,130	-4,430,600	-2,909,945	-2,919,632	-2,928,137	-2,948,418	0	0	0	0	0	0
TB1440 T-Accum prov for uncollectible accounts - TB1440	-448,191	-501,401	-501,593	-516,984	-516,984	-517,082	-538,886	-538,886	-498,870	-500,749	0	0	0	0	0	0
TB1540 T-Plant Materials and Operating Supplies - TB1540	17,399	17,369	15,332	15,332	15,332	15,332	15,332	15,332	15,332	14,887	0	0	0	0	0	0
TB1630 T-Stores Expense Undistributed - TB1630	-57,733	18,645	59,155	135,001	201,058	275,399	349,128	415,630	482,248	563,758	0	0	0	0	0	0
TB1650 T-Prepayments - TB1650	13,517	23,374	10,892	9,580	22,807	6,955	5,642	4,329	17,557	1,704	0	0	0	0	0	0
TB1860 T-Miscellaneous deferred debits - TB1860	996,042	761,064	763,730	764,360	764,989	749,913	751,349	749,925	749,553	748,660	0	0	0	0	0	0
TB1900 T-Accumulated Deferred Income Taxes - TB1900	15,281,148	15,281,148	15,281,148	12,114,073	12,114,073	12,114,073	12,114,073	12,114,073	12,114,073	12,502,289	0	0	0	0	0	0
TB2320 T-Accounts Payable - TB2320	-914,587	-1,031,087	-1,092,437	-805,053	-926,569	-473,438	-372,123	-333,130	-856,923	-1,036,661	0	0	0	0	0	0
TB2350 T-Customer deposits - TB2350	219	0	0	0	0	0	0	0	0	0	0	0	0	0	0	0
TB2370 T-Interest accrued - TB2370	1	1	12,407	12,407	12,401	12,401	12,399	12,400	12,416	12,399	0	0	0	0	0	0
TB2420 T-Miscellaneous current and accrued liabilities - TB2420	-7,340,535	-7,363,536	-7,363,536	-8,555,137	-8,080,898	-6,712,512	-6,902,512	-7,742,774	-7,931,490	-7,828,384	0	0	0	0	0	0
TB2530 T-Other deferred credits - TB2530	-18,239,111	-17,585,265	-17,789,995	-13,009,661	-13,118,539	-13,176,444	-14,789,598	-15,022,575	-15,191,623	-15,134,423	0	0	0	0	0	0
TB2820 T-Accum deferred income taxes-Other property - TB2820	-7,798,659	-7,798,659	-7,798,659	3,585,923	3,585,923	3,585,923	-2,019,686	-2,019,686	-2,019,686	-3,955,336	0	0	0	0	0	0
TB2830 T-Accumulated deferred income taxes-Other - TB2830	-2,233,963	-2,233,963	-2,233,963	-2,884,001	-2,884,001	-2,884,001	-2,884,001	-2,884,001	-2,884,001	-2,207,626	0	0	0	0	0	0
TB1140 T-Gas plant acquisition adjustments - TB1140	6,893,347	6,893,347	5,589,095	5,589,095	5,589,095	5,589,095	5,589,095	5,589,095	5,589,095	5,589,095	0	0	0	0	0	0
TB1150 T-Accumulated provision for amortization of gas plant acquisition a	-2,639,292	-2,651,700	-2,227,637	-2,241,045	-2,254,453	-2,267,361	-2,281,269	-2,294,677	-2,308,085	-2,321,493	0	0	0	0	0	0
TB1420 T-Customer accounts receivable - TB1420	-1,484,325	-1,436,944	-1,436,580	-863,893	-1,449,563	-1,445,962	-873,481	-440,092	-438,660	-437,623	0	0	0	0	0	0
TB1430 T-Other Accounts Receivable - TB1430	-88,496	24,952	120,890	95,750	94,652	-48,440	-47,622	-48,804	67,949	62,695	0	0	0	0	0	0
TB1460 T-A/R from Associated Companies - TB1460	13,657,714	13,657,714	13,657,714	13,657,714	13,657,714	13,657,714	13,657,714	13,657,714	13,657,714	13,657,714	0	0	0	0	0	0
TB1823 T-Other Regulatory Assets - TB1823	1,433,514	1,422,085	1,410,656	1,399,227	1,387,798	1,376,369	1,364,940	1,353,511	1,342,082	1,330,653	0	0	0	0	0	0
TB1840 T-Clearing Account - TB1840	-21,670,217	-7,929,853	-6,048,958	-5,974,432	-5,597,429	-5,941,409	-5,629,572	-5,385,458	-5,082,751	3,857,151	0	0	0	0	0	0
TB2360 T-Taxes accrued - TB2360	-2,460	-131,620	-110,131	-102,926	-89,726	-72,023	-41,297	30,062	11,935	10,090	0	0	0	0	0	0
TB2410 T-Tax collections - TB2410	276,336	-51,784	22,021	63,261	117,012	83,036	265,329	304,271	359,297	379,486	0	0	0	0	0	0

Unallocated
Cost Center
Company
Period
Ending Balance
Dallas Atmos Rate Division - 002DIV

	Jun-12	Jul-12	Aug-12	Sep-12	Oct-12	Nov-12	Dec-12	Jan-13	Feb-13	Mar-13	Apr-13	May-13	Jun-13	Jul-13	Aug-13	Sep-13
TB1010 T-Gas Plant in Service - TB1010	165,873,925	166,053,213	166,076,044	166,601,304	166,747,792	169,545,991	175,809,436	176,071,682	176,374,530	176,230,699	0	0	0	0	0	0
TB1070 T-Construction work in progress - TB1070	15,172,638	12,584,368	11,686,898	13,644,047	14,031,323	13,143,992	7,438,291	7,821,315	6,727,206	9,246,080	0	0	0	0	0	0
TB1080 T-Accum Prov for Depreciation - TB1080	-92,734,500	-93,651,536	-94,960,696	-96,061,147	-97,226,393	-98,373,053	-98,784,810	-99,838,413	-100,892,803	-101,637,151	0	0	0	0	0	0
TB1440 T-Accum prov for uncollectible accounts - TB1440	-5	-5	-5	-5	-5	-5	-5	-5	-5	-5	0	0	0	0	0	0
TB1630 T-Stores Expense Undistributed - TB1630	0	0	0	0	0	0	0	0	0	0	0	0	0	0	0	0
TB1650 T-Prepayments - TB1650	13,306,232	12,469,946	10,261,040	7,603,705	17,261,880	16,100,103	15,440,310	15,902,692	13,384,482	11,051,822	0	0	0	0	0	0
TB1860 T-Miscellaneous deferred debits - TB1860	93,162,732	93,521,776	91,979,530	91,650,339	93,812,944	91,490,759	98,804,081	131,539,122	122,443,062	125,183,866	0	0	0	0	0	0
TB1900 T-Accumulated Deferred Income Taxes - TB1900	132,643,232	132,643,232	132,643,232	213,681,504	213,681,504	213,681,504	213,681,504	213,681,504	213,681,504	213,681,504	0	0	0	0	0	0
TB2320 T-Accounts Payable - TB2320	-33,152,638	-19,329,941	-29,625,540	-64,915,284	-25,925,894	-23,309,410	-18,021,342	-26,776,297	-14,773,340	-3,591,181	0	0	0	0	0	0
TB2370 T-Interest accrued - TB2370	-31,303,477	-31,291,423	-41,118,758	-32,125,209	-24,181,204	-34,558,956	-25,403,432	-31,393,465	-44,032,112	-37,064,724	0	0	0	0	0	0
TB2420 T-Miscellaneous current and accrued liabilities - TB2420	-107,446,405	-117,686,321	-109,749,720	-69,543,480	-96,844,373	-97,050,678	-88,045,207	-13,263,259	-14,387,738	-15,048,386	0	0	0	0	0	0
TB2530 T-Other deferred credits - TB2530	-93,002,106	-92,783,354	-93,517,266	-96,031,615	-110,567,222	-114,989,091	-96,631,629	-66,902,878	-87,708,366	-88,612,876	0	0	0	0	0	0
TB2820 T-Accum deferred income taxes-Other property - TB2820	-28,918,525	-28,918,525	-28,918,525	-23,532,857	-23,532,957	-23,532,957	-13,532,754	-13,532,754	-13,532,754	-31,657,424	0	0	0	0	0	0
TB2830 T-Accumulated deferred income taxes-Other - TB2830	11,012,935	14,587,798	11,262,160	-12,005,693	-8,323,171	-4,485,930	-18,841,077	-33,003,927	-30,693,937	-31,417,546	0	0	0	0	0	0
TB1420 T-Customer accounts receivable - TB1420	6,163,840	5,112,799	10,905,596	9,877,803	4,727,376	16,997,514	34,561,015	17,655,267	19,570,681	-31,981,509	0	0	0	0	0	0
TB1430 T-Other Accounts Receivable - TB1430	-189,256	-276,936	328,765	169,049	100,702	-869,156	-259,618	66,118	515,700	198,181	0	0	0	0	0	0
TB1460 T-A/R from Associated Companies - TB1460	-62,867,404	-62,869,654	-62,970,078	-62,802,511	-62,805,989	-62,807,002	-62,807,356	-62,809,174	-62,794,583	-62,800,246	0	0	0	0	0	0
TB1840 T-Clearing Account - TB1840	394,636	494,021	637,135	525,552	66,480	298,211	425,613	472,456	472,200	579,802	0	0	0	0	0	0
TB2360 T-Taxes accrued - TB2360	14,703,330	11,598,408	10,342,661	-1,463,656	-6,592,967	-17,333,707	3,620,109	-21,494,873	-42,407,640	3,318,640	0	0	0	0	0	0
TB2410 T-Tax collections - TB2410	977,681	-18,118	181,577	379,912	609,175	998,664	875,183	1,125,636	1,379,507	1,547,846	0	0	0	0	0	0

Unallocated
Cost Center
Company
Period
Ending Balance
Call Center Division - 012DIV

	Jun-12	Jul-12	Aug-12	Sep-12	Oct-12	Nov-12	Dec-12	Jan-13	Feb-13	Mar-13	Apr-13	May-13	Jun-13	Jul-13	Aug-13	Sep-13
TB1010 T-Gas Plant In Service - TB1010	159,723,335	159,723,121	159,727,435	159,962,518	159,962,518	159,993,650	160,051,262	160,052,332	160,053,552	160,788,289	0	0	0	0	0	0
TB1070 T-Construction work in progress - TB1070	59,063,532	62,272,502	63,923,244	65,427,600	72,342,924	74,329,101	76,591,132	77,605,490	79,892,501	78,794,933	0	0	0	0	0	0
TB1080 T-Accum Prov for Depreciation - TB1080	-111,365,917	-112,427,396	-113,489,840	-114,547,899	-115,527,320	-116,511,992	-117,329,485	-117,974,963	-118,518,558	-119,271,991	0	0	0	0	0	0
TB1650 T-Prepayments - TB1650	4,841,007	4,621,367	4,445,390	4,145,350	4,078,537	4,111,946	4,145,255	4,205,998	4,242,321	4,291,456	0	0	0	0	0	0
TB1860 T-Miscellaneous deferred debits - TB1860	-1,581	-1,581	-1,581	-1,581	-1,581	-1,581	-1,581	-1,581	-1,581	-1,581	0	0	0	0	0	0
TB1900 T-Accumulated deferred income taxes - TB1900	-1,376,517	-1,376,517	-1,376,517	-1,376,517	-1,376,517	-1,376,517	-1,376,517	-1,376,517	-1,376,517	-1,376,517	0	0	0	0	0	0
TB2320 T-Accounts Payable - TB2320	-5,163,855	-6,341,118	-7,736,963	-8,937,520	-9,827,585	-10,820,446	-12,188,546	-13,541,803	-14,771,417	-16,011,059	0	0	0	0	0	0
TB2420 T-Miscellaneous current and accrued liabilities - TB2420	4,469,267	4,835,637	4,832,610	5,173,836	5,341,429	6,546,048	6,719,663	6,877,262	7,080,865	7,258,474	0	0	0	0	0	0
TB2530 T-Other deferred credits - TB2530	0	0	0	2,285	0	0	0	0	0	0	0	0	0	0	0	0
TB2820 T-Accum deferred income taxes-Other property - TB2820	-13,608,488	-13,608,488	-13,608,488	-26,279,920	-26,279,920	-26,279,920	-26,279,920	-26,279,920	-26,279,920	-21,084,429	0	0	0	0	0	0
TB2830 T-Accumulated deferred income taxes-Other - TB2830	-944,023	-944,023	-944,023	-1,465,729	-1,465,729	-1,465,729	-1,465,729	-1,465,729	-1,465,729	-1,465,729	0	0	0	0	0	0
TB1430 T-Other Accounts Receivable - TB1430	24,209	26,676	26,604	26,276	23,948	21,956	20,578	22,716	21,957	20,927	0	0	0	0	0	0
TB1840 T-Clearing Account - TB1840	-498,904	-598,290	-740,335	-631,971	-187,385	-406,952	-539,979	-589,273	-584,465	-679,846	0	0	0	0	0	0
TB2360 T-Taxes accrued - TB2360	-1,060,467	-648,288	-831,670	-1,002,630	-1,187,373	-1,428,336	-1,642,230	-1,297,773	-1,488,504	-1,695,560	0	0	0	0	0	0
TB2410 T-Tax collections - TB2410	-958,513	1	-197,654	-398,882	-611,629	-1,142,480	-1,359,973	-1,602,301	-1,848,449	-2,111,167	0	0	0	0	0	0

Unallocated
Cost Center
Company
Period
Ending Balance
Kentucky Division - 009DIV

	Jun-12	Jul-12	Aug-12	Sep-12	Oct-12	Nov-12	Dec-12	Jan-13	Feb-13	Mar-13	Apr-13	May-13	Jun-13	Jul-13	Aug-13	Sep-13
T-A1080-00000 T-Accum Prov for Depreciation - Default A1080-00000	-152,489,256	-153,133,689	-153,984,679	-153,210,110	-153,875,532	-154,472,681	-152,856,268	-153,529,474	-154,212,548	-154,733,790	0	0	0	0	0	0
T-A1080-04882 T-Accum Prov for Depreciation - WIP Removal Cost A1080-04882	3,555,549	3,885,555	4,240,825	4,107,379	4,354,555	4,529,818	4,394,072	4,597,575	4,804,654	4,486,884	0	0	0	0	0	0
T-A1080-07600 T-Accum Prov for Depreciation - CWIP Accruals A1080-07600	0	0	0	7,086	0	0	0	0	0	0	0	0	0	0	0	0
T-A1080-04881 T-Accum Prov for Depreciation - WIP Salvage A1080-04881	-117,917	-117,917	-117,917	-98,543	-98,543	-98,543	-98,543	-98,543	-98,543	-98,543	0	0	0	0	0	0
TB1080 T-Accum Prov for Depreciation - TB1080	-149,061,824	-149,365,041	-149,861,771	-149,194,186	-149,619,520	-150,041,405	-148,570,740	-149,030,441	-149,506,427	-150,345,450	0	0	0	0	0	0
WIP	3,437,632	3,768,648	4,122,908	4,015,821	4,256,012	4,431,275	4,255,529	4,499,032	4,706,121	4,388,341	0	0	0	0	0	0

Unallocated
Cost Center
Company
Period
Ending Balance
Brentwood Division - 091DIV

		Jun-12	Jul-12	Aug-12	Sep-12	Oct-12	Nov-12	Dec-12	Jan-13	Feb-13	Mar-13	Apr-13	May-13	Jun-13	Jul-13	Aug-13	Sep-13
T-A1080-00000	T-Accum Prov for Depreciation - Default A1080-00000	-4,334,470	-4,343,947	-4,353,424	-4,362,901	-4,372,371	-4,381,841	-2,851,186	-2,870,872	-2,889,378	-2,899,659	0	0	0	0	0	0
T-A1080-04882	T-Accum Prov for Depreciation - WIP Removal Cost A1080-04882	-607,302	-605,021	-600,760	-599,950	-599,950	-599,950	-599,950	-599,950	-599,950	-599,950	0	0	0	0	0	0
T-A1080-07600	T-Accum Prov for Depreciation - CWIP Accruals A1080-07600	0	0	0	0	0	0	0	0	0	0	0	0	0	0	0	0
T-A1080-04581	T-Accum Prov for Depreciation - WIP Salvage A1080-04581	551,191	551,191	551,191	551,191	551,191	551,191	551,191	551,191	551,191	551,191	0	0	0	0	0	0
TB1080	T-Accum Prov for Depreciation - TB1080	-4,360,581	-4,397,777	-4,402,992	-4,411,680	-4,421,130	-4,430,600	-2,909,945	-2,919,632	-2,938,137	-2,948,418	0	0	0	0	0	0
	WIP	-56,111	-53,830	-49,599	-48,759	-48,759	-48,759	-48,759	-48,759	-48,759	-48,759	0	0	0	0	0	0

Unallocated
Cost Center
Company
Period
Ending Balance
Dallas Atmos Rate Division - 002DIV

		Jun-12	Jul-12	Aug-12	Sep-12	Oct-12	Nov-12	Dec-12	Jan-13	Feb-13	Mar-13	Apr-13	May-13	Jun-13	Jul-13	Aug-13	Sep-13
T-A1080-00000	T-Accum Prov for Depreciation - Default A1080-00000	-82,734,654	-93,851,690	-84,960,854	-96,081,306	-97,225,552	-88,373,212	-99,764,966	-99,636,571	-100,893,961	-101,637,210	0	0	0	0	0	0
T-A1080-04882	T-Accum Prov for Depreciation - WIP Removal Cost A1080-04882	403	403	463	498	408	408	408	408	408	408	0	0	0	0	0	0
T-A1080-07600	T-Accum Prov for Depreciation - CWP Accruals A1080-07600	0	0	0	0	0	0	0	0	0	0	0	0	0	0	0	0
T-A1080-04881	T-Accum Prov for Depreciation - WIP Salvage A1080-04881	-250	-250	-250	-250	-250	-250	-250	-250	-250	-250	0	0	0	0	0	0
TB1030	T-Accum Prov for Depreciation - TB1030	-82,734,600	-93,851,536	-84,960,696	-96,081,147	-97,225,393	-88,373,053	-99,764,810	-99,636,413	-100,893,803	-101,637,151	0	0	0	0	0	0
	WIP	153	153	158	158	158	158	158	158	158	158	0	0	0	0	0	0

Unallocated
Cost Center
Company
Period
Ending Balance
Call Center Division - 012DIV

	Jun-12	Jul-12	Aug-12	Sep-12	Oct-12	Nov-12	Dec-12	Jan-13	Feb-13	Mar-13	Apr-13	May-13	Jun-13	Jul-13	Aug-13	Sep-13
T-A1080-00000 T-Accum Prov for Depreciation - Default A1080-00000	-111,389,434	-112,451,185	-113,513,589	-114,571,622	-115,551,043	-116,535,715	-117,353,209	-117,998,706	-118,642,281	-119,295,714	0	0	0	0	0	0
T-A1080-04882 T-Accum Prov for Depreciation - WIP Removal Cost A1080-04882	23,518	23,789	23,729	23,723	23,723	23,723	23,723	23,723	23,723	23,723	0	0	0	0	0	0
T-A1080-07600 T-Accum Prov for Depreciation - CWIP Accruals A1080-07600	0	0	0	0	0	0	0	0	0	0	0	0	0	0	0	0
T-A1080-04881 T-Accum Prov for Depreciation - WIP Salvage A1080-04881	0	0	0	0	0	0	0	0	0	0	0	0	0	0	0	0
TB1080 T-Accum Prov for Depreciation - TB1080	-111,365,917	-112,427,396	-113,489,840	-114,547,899	-115,527,320	-116,511,992	-117,329,486	-117,974,983	-118,618,558	-119,271,991	0	0	0	0	0	0
WIP	23,518	23,789	23,729	23,723	23,723	23,723	23,723	23,723	23,723	23,723	0	0	0	0	0	0

Atmos Energy Corporation

Operation & Maintenance Expenses

Cost Center

FERC ACCT	Fiscal 2012 March	Fiscal 2012 April	Fiscal 2012 May	Fiscal 2012 June	Fiscal 2012 July	Fiscal 2012 August	Fiscal 2012 September	Fiscal 2012 October	Fiscal 2012 November	Fiscal 2012 December	Fiscal 2013 January	Fiscal 2013 February	FERC ALLOC				
A5260-01262	A&G-Employee pensions and bene - HSA Benefits Projects 9260-01262	A9260	0	0	0	0	0	0	0	2	3	2	9	0.00%			
A9260-01263	A&G-Employee pensions and bene - RSP FACC Benefits Load 9260-01263	A9260	0	0	0	0	0	0	0	1,794	1,888	2,290	9,990	0.81%			
A5260-01265	A&G-Employee pensions and bene - RSP FACC Benefits Projects 9260-01265	A9260	0	0	0	0	0	0	1	3	5	4	21	0.00%			
A9260-01266	A&G-Employee pensions and bene - Life Benefits Load 9260-01266	A9260	0	0	0	0	0	0	0	2,106	1,868	2,357	10,322	0.84%			
A9260-01268	A&G-Employee pensions and bene - Life Benefits Projects 9260-01268	A9260	0	0	0	0	0	0	5	17	37	23	100	0.01%			
A5260-01269	A&G-Employee pensions and bene - LTD Benefits Load 9260-01269	A9260	0	0	0	0	0	0	3,796	3,326	3,465	4,209	18,413	1.49%			
A9260-01271	A&G-Employee pensions and bene - LTD Benefits Projects 9260-01271	A9260	0	0	0	0	0	0	8	27	50	37	152	0.01%			
A9260-01291	A&G-Employee pensions and bene - Pension Benefits Projects 9260-01291	A9260	0	0	0	0	0	0	125	445	977	611	495	2,626	0.21%		
A5260-01292	A&G-Employee pensions and bene - OPEB Benefits Projects 9260-01292	A9260	0	0	0	0	0	0	191	633	1,459	936	745	4,054	0.33%		
A9260-01293	A&G-injuries & damages - Workers Comp Benefits Projects 9260-01293	A9260	0	0	0	0	0	0	17	60	132	83	66	357	0.05%		
	Benefits	Benefits	\$ 180,735	\$ 153,333	\$ 183,833	\$ 162,141	\$ 170,957	\$ 183,402	\$ 155,807	\$ 249,605	\$ 221,371	\$ 235,114	\$ 282,423	\$ 243,651	1,232,364	100.00%	
A870-02001	Distribution-Maint of mains - Inventory Materials 870-02001	A870	870	80	12	5	5	5	5	0	0	0	0	0	0.00%		
A8660-02001	Mains expenses - Inventory Materials 8660-02001	A8660	8660	3	3,942	2,785	537	5	4,036	5	1,888	144	5	2,033	0.96%		
A8570-02001	Transmission-Measuring and reg - Inventory Materials 8570-02001	A8570	8570	22	5	5	5	5	5	0	0	0	0	0	0.00%		
A6950-02001	Transmission-Maintenance of me - Inventory Materials 6950-02001	A6950	6950	6	5	5	5	5	5	0	0	0	0	0	0.00%		
A8740-02001	Mains and Services Expenses - Inventory Materials 8740-02001	A8740	8740	3,059	9,850	10,695	14,843	16,067	11,105	20,461	8,228	9,412	9,523	7,282	6,236	39,661	18.59%
A8750-02001	Distribution-Measuring and reg - Inventory Materials 8750-02001	A8750	8750	52	2,360	5	5	5	5	0	0	0	0	0	0	0.00%	
A8760-02001	Distribution-Measuring and reg - Inventory Materials 8760-02001	A8760	8760	857	166	5	5	5	190	0	0	0	0	0	0	0.00%	
A8770-02001	Distribution-Measuring and reg - Inventory Materials 8770-02001	A8770	8770	1,585	556	5	5	5	5	0	0	0	0	0	0	0.00%	
A8780-02001	Meter and house regulator expe - Inventory Materials 8780-02001	A8780	8780	2,238	649	50	103	5	5	0	0	0	0	0	0	0.00%	
A8580-02004	Mains expenses - Warehouse Loading Charge 8580-02004	A8580	8580	5	156	111	21	5	161	5	76	6	5	5	61	0.04%	
A8570-02004	Transmission-Measuring and reg - Warehouse Loading Charge 8570-02004	A8570	8570	3	5	5	5	5	5	0	0	0	0	0	0	0.00%	
A8590-02004	Transmission-Maintenance of me - Warehouse Loading Charge 8590-02004	A8590	8590	1	5	5	5	5	5	0	0	0	0	0	0	0.00%	
A8740-02004	Mains and Services Expenses - Warehouse Loading Charge 8740-02004	A8740	8740	429	393	440	594	643	444	818	329	336	381	291	249	1,567	0.74%
A8750-02004	Distribution-Measuring and reg - Warehouse Loading Charge 8750-02004	A8750	8750	7	98	5	5	5	5	0	0	0	0	0	0	0.00%	
A8760-02004	Distribution-Measuring and reg - Warehouse Loading Charge 8760-02004	A8760	8760	120	7	5	5	5	8	0	0	0	0	0	0	0.00%	
A8770-02004	Distribution-Measuring and reg - Warehouse Loading Charge 8770-02004	A8770	8770	222	22	5	5	5	5	0	0	0	0	0	0	0.00%	
A8780-02004	Meter and house regulator expe - Warehouse Loading Charge 8780-02004	A8780	8780	320	26	2	4	5	5	0	0	0	0	0	0	0.00%	
A8870-02004	Distribution-Maint of mains - Warehouse Loading Charge 8870-02004	A8870	8870	11	0	5	5	5	5	0	0	0	0	0	0	0.00%	
A8711-02005	Odorization - Non-Inventory Supplies 8711-02005	A8711	8711	0	0	14	5	5	625	420	0	0	0	0	0	1,286	0.60%
A8740-02005	Mains and Services Expenses - Non-Inventory Supplies 8740-02005	A8740	8740	14,751	6,340	14,591	8,498	14,583	9,494	14,265	13,827	9,812	9,780	16,281	12,717	62,417	28.24%
A8750-02005	Distribution-Measuring and reg - Non-Inventory Supplies 8750-02005	A8750	8750	3,661	7,176	2,979	4,461	5,628	265	1,332	201	4,363	2,022	2,311	1,085	9,962	4.67%
A8760-02005	Distribution-Measuring and reg - Non-Inventory Supplies 8760-02005	A8760	8760	130	269	364	5	101	201	5	71	129	5	12	211	0.10%	
A8770-02005	Distribution-Measuring and reg - Non-Inventory Supplies 8770-02005	A8770	8770	78	514	897	609	6,441	19,637	12,216	673	413	736	6,588	2,871	11,281	5.28%
A8780-02005	Meter and house regulator expe - Non-Inventory Supplies 8780-02005	A8780	8780	599	209	1,522	1,484	1,353	503	295	542	137	215	8	392	1,372	0.64%
A8790-02005	Customer installations expense - Non-Inventory Supplies 8790-02005	A8790	8790	5	13	57	35	37	51	59	184	57	55	243	59	589	0.28%
A8800-02005	Distribution-Other expenses - Non-Inventory Supplies 8800-02005	A8800	8800	363	1,037	5	4	5	331	89	765	168	375	783	2,160	1.01%	
A8810-02005	Distribution-Rents - Non-Inventory Supplies 8810-02005	A8810	8810	5	30	493	5	211	74	101	181	85	633	7	2	907	0.42%
A8870-02005	Distribution-Maint of mains - Non-Inventory Supplies 8870-02005	A8870	8870	5	281	5	5	5	5	0	0	0	0	0	0	0.00%	
A8890-02005	Maintenance of measuring and r - Non-Inventory Supplies 8890-02005	A8890	8890	572	25	5	5	5	1,599	5	2,709	5	5	5	5	2,709	1.27%
A8900-02005	Maintenance of measuring and r - Non-Inventory Supplies 8900-02005	A8900	8900	1,060	5	5	5	3,402	1,188	93	0	1	0	0	2,409	1.13%	
A8910-02005	Maintenance of measuring and r - Non-Inventory Supplies 8910-02005	A8910	8910	1,048	5	429	5	1,357	5	2,900	0	0	0	0	0	1,828	0.89%
A8920-02005	Maintenance of services - Non-Inventory Supplies 8920-02005	A8920	8920	35	5	5	5	5	71	0	0	0	0	0	0	0.00%	
A8940-02005	Distribution-Maintenance of st - Non-Inventory Supplies 8940-02005	A8940	8940	1,163	548	1,007	2,517	3,082	868	2,057	2,168	1,178	982	862	163	5,403	2.53%
A9020-02005	Customer accounts-Meter readin - Non-Inventory Supplies 9020-02005	A9020	9020	318	166	74	1,112	30	5	240	44	34	8	124	41	103	0.05%
A9030-02005	Customer accounts-Customer rec - Non-Inventory Supplies 9030-02005	A9030	9030	0	0	0	91	5	5	5	14	5	5	137	5	123	0.05%
A9160-02005	Wells expense - Non-Inventory Supplies 9160-02005	A9160	9160	291	15	0	94	5	1,903	5	283	1,257	280	473	179	2,452	1.15%
A9170-02005	Lines expense - Non-Inventory Supplies 9170-02005	A9170	9170	5	5	5	5	5	78	5	165	5	3	9	196	330	0.15%
A9180-02005	Compressor station expenses - Non-Inventory Supplies 9180-02005	A9180	9180	576	684	845	207	58	153	537	1,114	444	373	210	57	2,217	1.04%
A9200-02005	Storage-Measuring and regulatd - Non-Inventory Supplies 9200-02005	A9200	9200	5	5	5	5	5	5	528	0	0	0	0	130	0.06%	
A9210-02005	Storage-Purification expenses - Non-Inventory Supplies 9210-02005	A9210	9210	5	5	5	5	5	5	0	101	247	122	737	1,207	0.57%	
A9340-02005	Maintenance of compressor stat - Non-Inventory Supplies 9340-02005	A9340	9340	110	5	21	5	5	5	0	0	0	0	0	0	38	0.02%
A9390-02005	Maintenance of measuring and r - Non-Inventory Supplies 9390-02005	A9390	9390	0	0	7	5	5	5	0	0	0	0	0	0	0.00%	
A9390-02005	Processing-Maintenance of purt - Non-Inventory Supplies 9390-02005	A9390	9390	0	0	0	0	0	0	0	0	0	0	0	0	44	0.02%
A9590-02005	Mains expenses - Non-Inventory Supplies 9590-02005	A9590	9590	1,229	535	917	1,864	2,132	2,317	1,143	2,086	1,444	1,807	2,270	1,188	8,794	4.12%
A8570-02005	Transmission-Measuring and reg - Non-Inventory Supplies 8570-02005	A8570	8570	28	272	723	546	513	217	487	793	251	240	593	148	2,625	1.26%
A8630-02005	Transmission-Maintenance of ma - Non-Inventory Supplies 8630-02005	A8630	8630	0	0	0	0	0	0	0	261	5	5	5	281	0.12%	
A8650-02005	Transmission-Maintenance of ma - Non-Inventory Supplies 8650-02005	A8650	8650	0	0	0	0	0	0	0	111	95	5	5	206	0.10%	
A8700-02005	Distribution-Operation supervi - Non-Inventory Supplies 8700-02005	A8700	8700	278	988	605	988	642	602	2,121	455	472	1,013	1,337	2,145	5,422	2.54%
A8180-02006	Compressor station expenses - Purchasing Card Charges 8180-02006	A8180	8180	0	127	5	127	0	0	0	0	0	0	0	0	0	0.00%
A8740-02006	Mains and Services Expenses - Purchasing Card Charges 8740-02006	A8740	8740	0	0	0	0	0	38	5	0	0	0	0	0	0	0.00%
A9030-04996	Customer accounts-Customer rec - Refurbished Meters 9030-04996	A9030	9030	0	0	0	0	0	120	0	0	0	0	0	0	0	0.00%
A9020-05010	Maintenance of services - Office Supplies 9020-05010	A9020	9020	0	63	0	0	0	0	0	0	0	0	0	0	0	0.00%
A8640-05010	Distribution-Maintenance of st - Office Supplies 8640-05010	A8640	8640	0	0	0	0	0	0	0	0	0	0	0	0	0	0.00%
A9010-05010	Customer accounts-Operation bu - Office Supplies 9010-05010	A9010	9010	0	0	0	0	0	0	0	0	0	0	0	29	0.01%	
A9020-05010	Customer accounts-Meter readin - Office Supplies 9020-05010	A9020	9020	102	5	5	5	5	5	0	0	0	0	0	0	0	0.00%
A9030-05010	Customer accounts-Customer rec - Office Supplies 9030-05010	A9030	9030	1,93													

Atmos Energy Corporation

Operation & Maintenance Expenses

Cost Center

FERC ACDP	Fiscal 2012 March	Fiscal 2012 April	Fiscal 2012 May	Fiscal 2012 June	Fiscal 2012 July	Fiscal 2012 August	Fiscal 2012 September	Fiscal 2012 October	Fiscal 2012 November	Fiscal 2012 December	Fiscal 2013 January	Fiscal 2013 February	FERC All OC					
														FERC ACDP	Fiscal 2012 March	Fiscal 2012 April	Fiscal 2012 May	Fiscal 2012 June
A8560-07443	Mains expenses - Uniforms 8560-07443	A8560	8560	\$ 137	\$ 122	\$ -	\$ -	\$ -	\$ -	\$ 125	\$ 1,844	\$ 677	\$ 1,289	\$ 437	\$ 63	\$ -	4,031	9.17%
A8700-07443	Distribution-Operation supervi - Uniforms 8700-07443	A8700	8700	\$ 334	\$ -	\$ -	\$ -	\$ -	\$ 125	\$ -	\$ 0	\$ 0	\$ 0	\$ 0	\$ 0	\$ -	\$ -	0.00%
A8740-07443	Mains and Services Expenses - Uniforms 8740-07443	A8740	8740	\$ 1,087	\$ 250	\$ 500	\$ 318	\$ 149	\$ 248	\$ 500	\$ 482	\$ 375	\$ 740	\$ 428	\$ 471	\$ -	\$ 2,504	5.70%
A8780-07443	Meter and house regulator expe - Uniforms 8780-07443	A8780	8780	\$ -	\$ -	\$ -	\$ -	\$ -	\$ -	\$ 106	\$ 127	\$ -	\$ -	\$ -	\$ -	\$ -	\$ 127	0.28%
A9020-07443	Customer accounts-Meter readin - Uniforms 9020-07443	A9020	9020	\$ 120	\$ -	\$ -	\$ 7	\$ -	\$ 117	\$ 125	\$ 365	\$ 83	\$ 138	\$ 108	\$ 242	\$ 94	\$ 624	2.15%
A9260-07443	A&G-Employee pensions and bene - Uniforms 9260-07443	A9260	9260	\$ 2,506	\$ 850	\$ 1,216	\$ 470	\$ 1,202	\$ 548	\$ 850	\$ 27,432	\$ 3,798	\$ 8,921	\$ 4,387	\$ 3,084	\$ 47,622	\$ 108,388	108.38%
A9260-07444	Mains expenses - Uniforms Capitalized 8560-07444	A9260	9260	\$ (1,410)	\$ (459)	\$ (718)	\$ (247)	\$ (738)	\$ (337)	\$ (514)	\$ (18,935)	\$ (2,432)	\$ (5,284)	\$ (2,428)	\$ (1,704)	\$ (28,783)	\$ (85,516)	-85.51%
A8700-07444	Distribution-Operation supervi - Uniforms Capitalized 8700-07444	A8700	8700	\$ (29)	\$ (56)	\$ -	\$ -	\$ -	\$ -	\$ (32)	\$ (393)	\$ (76)	\$ (87)	\$ (21)	\$ (5)	\$ (583)	\$ (-1,339)	-1.33%
A8740-07444	Mains and Services Expenses - Uniforms Capitalized 8740-07444	A8740	8740	\$ (955)	\$ (151)	\$ (313)	\$ (198)	\$ (104)	\$ (140)	\$ (334)	\$ (293)	\$ (218)	\$ (435)	\$ (251)	\$ (275)	\$ (1,472)	\$ (-3,355)	-3.35%
A8780-07444	Meter and house regulator expe - Uniforms Capitalized 8780-07444	A8780	8780	\$ -	\$ -	\$ -	\$ -	\$ -	\$ -	\$ (71)	\$ (52)	\$ -	\$ -	\$ -	\$ -	\$ (82)	\$ (-1,195)	-1.19%
A9020-07444	Customer accounts-Meter readin - Uniforms Capitalized 9020-07444	A9020	9020	\$ (66)	\$ -	\$ -	\$ (4)	\$ (87)	\$ (73)	\$ (90)	\$ (240)	\$ (54)	\$ (79)	\$ (47)	\$ (120)	\$ (540)	\$ (-1,235)	-1.23%
A9210-07499	A&G-Office supplies & expense - Misc Employee Welfare Exp 9210-07499	A9210	9210	\$ 0	\$ 34	\$ -	\$ -	\$ -	\$ -	\$ -	\$ 0	\$ 0	\$ 30	\$ 15	\$ -	\$ -	\$ 45	0.10%
A9250-07499	A&G-Injuries & damages - Misc Employee Welfare Exp 9250-07499	A9250	9250	\$ 56	\$ 258	\$ 18	\$ 150	\$ 121	\$ 863	\$ 338	\$ 0	\$ 628	\$ 613	\$ 25	\$ 891	\$ 1,854	\$ 4,223	4.22%
A9260-07499	A&G-Employee pensions and bene - Misc Employee Welfare Exp 9260-07499	A9260	9260	\$ 4,197	\$ 24,432	\$ 3,363	\$ 4,706	\$ 3,019	\$ 2,634	\$ 6,298	\$ 3,490	\$ 3,381	\$ 2,689	\$ 3,281	\$ 3,597	\$ 16,418	\$ 37,359	37.35%
A8700-07499	Distribution-Operation supervi - Misc Employee Welfare Exp 8700-07499	A8700	8700	\$ 78	\$ 49	\$ 139	\$ -	\$ 357	\$ 615	\$ 164	\$ 628	\$ 39	\$ 60	\$ 47	\$ 105	\$ 910	\$ 2,079	2.07%
A8740-07499	Mains and Services Expenses - Misc Employee Welfare Exp 8740-07499	A8740	8740	\$ 29	\$ -	\$ 49	\$ 3,040	\$ 24	\$ 20	\$ 65	\$ 0	\$ 130	\$ 65	\$ 65	\$ 260	\$ 590	\$ 0.59%	
A8780-07499	Meter and house regulator expe - Misc Employee Welfare Exp 8780-07499	A8780	8780	\$ 0	\$ 0	\$ 0	\$ 0	\$ 0	\$ 0	\$ 0	\$ 100	\$ -	\$ -	\$ -	\$ -	\$ 100	\$ 0.23%	
A8800-07499	Distribution-Other expenses - Misc Employee Welfare Exp 8800-07499	A8800	8800	\$ -	\$ -	\$ -	\$ -	\$ -	\$ -	\$ -	\$ 39	\$ 93	\$ -	\$ -	\$ -	\$ 122	\$ 0.28%	
A9020-07499	Customer accounts-Meter readin - Misc Employee Welfare Exp 9020-07499	A9020	9020	\$ 53	\$ -	\$ -	\$ -	\$ -	\$ -	\$ -	\$ 18	\$ -	\$ -	\$ -	\$ -	\$ 18	\$ 0.04%	
A9030-07499	Customer accounts-Customer rec - Misc Employee Welfare Exp 9030-07499	A9030	9030	\$ -	\$ -	\$ -	\$ -	\$ 45	\$ 82	\$ 122	\$ 36	\$ -	\$ 256	\$ 32	\$ 101	\$ 425	\$ 0.97%	
Employee Welfare	Employee Welfare	Employee Welfare	Employee Welfare	\$ 6,319	\$ 25,289	\$ 4,255	\$ 8,242	\$ 4,113	\$ 4,622	\$ 7,653	\$ 16,490	\$ 6,258	\$ 9,053	\$ 5,824	\$ 6,313	\$ 43,939	\$ 100.00%	100.00%
A8700-04201	Distribution-Operation supervi - Software Maintenance 8700-04201	A8700	8700	\$ 0	\$ 0	\$ 0	\$ 759	\$ 46	\$ -	\$ 10,368	\$ 0	\$ 200	\$ -	\$ 12	\$ -	\$ 211	\$ 3.04%	
A8140-04201	Storage-Operation supervision - Software Maintenance 8140-04201	A8140	8140	\$ 0	\$ 0	\$ 0	\$ 0	\$ 0	\$ 0	\$ 541	\$ -	\$ -	\$ -	\$ -	\$ -	\$ 541	\$ 7.78%	
A8700-04212	Distribution-Operation supervi - IT Equipment 8700-04212	A8700	8700	\$ 493	\$ 570	\$ 570	\$ 570	\$ 570	\$ 570	\$ 570	\$ 3,925	\$ 570	\$ 570	\$ 570	\$ 570	\$ 6,205	\$ 89.18%	
Information Technologies	Information Technologies	Information Technologies	Information Technologies	\$ 493	\$ 570	\$ 570	\$ 1,329	\$ 916	\$ 570	\$ 10,938	\$ 4,486	\$ 570	\$ 570	\$ 570	\$ 570	\$ 6,958	\$ 100.00%	100.00%
A8250-04580	Storage well royalties - Building Lease/Rents Capitalized 8250-04580	A8250	8250	\$ -	\$ (36)	\$ (81)	\$ (383)	\$ (44)	\$ (22)	\$ (102)	\$ (138)	\$ (8)	\$ -	\$ (54)	\$ (7)	\$ (205)	\$ (-0.89)	-0.89%
A8700-04580	Distribution-Operation supervi - Building Lease/Rents Capitalized 8700-04580	A8700	8700	\$ 0	\$ 0	\$ 0	\$ 0	\$ (22)	\$ -	\$ 0	\$ 0	\$ 0	\$ 0	\$ 0	\$ 0	\$ 0	\$ 0	0.00%
A8740-04580	Mains and Services Expenses - Building Lease/Rents Capitalized 8740-04580	A8740	8740	\$ -	\$ -	\$ -	\$ (190)	\$ -	\$ -	\$ -	\$ 0	\$ 0	\$ 0	\$ 0	\$ 0	\$ 0	\$ 0	0.00%
A8910-04580	Distribution-Rents - Building Lease/Rents Capitalized 8910-04580	A8910	8910	\$ (39,481)	\$ (40,142)	\$ (40,829)	\$ (43,230)	\$ (43,220)	\$ (43,241)	\$ (42,441)	\$ (41,707)	\$ (46,214)	\$ (38,450)	\$ (38,004)	\$ (37,026)	\$ (201,077)	\$ (-81.75)	-81.75%
A8250-04581	Storage well royalties - Building Lease/Rents 8250-04581	A8250	8250	\$ -	\$ 80	\$ 170	\$ 1,025	\$ 183	\$ 71	\$ 395	\$ 637	\$ 82	\$ -	\$ 489	\$ 74	\$ 1,282	\$ 0.52%	0.52%
A8700-04581	Distribution-Operation supervi - Building Lease/Rents 8700-04581	A8700	8700	\$ 0	\$ 0	\$ 0	\$ 39	\$ -	\$ -	\$ 0	\$ 0	\$ 0	\$ 0	\$ 0	\$ 0	\$ 0	\$ 0	0.00%
A8740-04581	Mains and Services Expenses - Building Lease/Rents 8740-04581	A8740	8740	\$ -	\$ -	\$ -	\$ 300	\$ -	\$ -	\$ -	\$ 0	\$ 0	\$ 0	\$ 0	\$ 0	\$ 0	\$ 0	0.00%
A8910-04581	Distribution-Rents - Building Lease/Rents 8910-04581	A8910	8910	\$ 67,734	\$ 68,258	\$ 68,819	\$ 70,994	\$ 70,054	\$ 69,154	\$ 69,829	\$ 67,484	\$ 75,392	\$ 63,906	\$ 68,537	\$ 65,923	\$ 341,223	\$ 138.73%	138.73%
A9310-04581	A&G-Rents - Building Lease/Rents 9310-04581	A9310	9310	\$ 2,636	\$ 2,656	\$ 2,653	\$ 2,491	\$ 2,594	\$ 2,644	\$ 2,836	\$ 2,586	\$ 2,688	\$ 2,889	\$ 3,899	\$ 2,939	\$ 14,898	\$ 5.89%	5.89%
A9030-04582	Storage-Purification expenses - Building Maintenance 9030-04582	A9030	9030	\$ 0	\$ 0	\$ 0	\$ -	\$ -	\$ 0	\$ 0	\$ 0	\$ 0	\$ 14	\$ -	\$ 14	\$ 0.01%	0.01%	
A8210-04582	Storage-Maintenance of structu - Building Maintenance 8210-04582	A8210	8210	\$ 0	\$ 641	\$ -	\$ -	\$ -	\$ -	\$ -	\$ 0	\$ 0	\$ 0	\$ 0	\$ 0	\$ 0	\$ 0	0.00%
A8310-04582	Storage-Maintenance of structu - Building Maintenance 8310-04582	A8310	8310	\$ -	\$ -	\$ -	\$ -	\$ -	\$ -	\$ -	\$ 0	\$ 2,527	\$ -	\$ 179	\$ -	\$ 2,707	\$ 1.10%	1.10%
A8700-04582	Distribution-Operation supervi - Building Maintenance 8700-04582	A8700	8700	\$ -	\$ 139	\$ -	\$ -	\$ -	\$ -	\$ -	\$ 0	\$ 375	\$ 28	\$ 282	\$ 1,003	\$ 1,688	\$ 0.69%	0.69%
A8740-04582	Mains and Services Expenses - Building Maintenance 8740-04582	A8740	8740	\$ 53	\$ 17	\$ 278	\$ 141	\$ 1,237	\$ 25	\$ 189	\$ 143	\$ 58	\$ 58	\$ 58	\$ 136	\$ 455	\$ 0.19%	0.19%
A8750-04582	Distribution-Measuring and reg - Building Maintenance 8750-04582	A8750	8750	\$ -	\$ -	\$ -	\$ 815	\$ 3,500	\$ 314	\$ 503	\$ 780	\$ -	\$ 280	\$ -	\$ 540	\$ 0.22%	0.22%	
A8770-04582	Distribution-Measuring and reg - Building Maintenance 8770-04582	A8770	8770	\$ 160	\$ -	\$ 580	\$ 840	\$ 530	\$ 320	\$ 320	\$ 320	\$ -	\$ 80	\$ -	\$ -	\$ 410	\$ 0.17%	0.17%
A8790-04582	Meter and house regulator expe - Building Maintenance 8790-04582	A8790	8790	\$ 0	\$ 11	\$ -	\$ -	\$ -	\$ -	\$ 5	\$ 162	\$ 116	\$ 64	\$ -	\$ -	\$ 342	\$ 0.14%	0.14%
A8800-04582	Distribution-Other expenses - Building Maintenance 8800-04582	A8800	8800	\$ 132	\$ 41	\$ 205	\$ -	\$ -	\$ 40	\$ 231	\$ -	\$ 185	\$ 521	\$ -	\$ -	\$ 708	\$ 0.28%	0.28%
A8910-04582	Distribution-Rents - Building Maintenance 8910-04582	A8910	8910	\$ 19,749	\$ 21,452	\$ 19,889	\$ 21,744	\$ 15,085	\$ 19,106	\$ 31,944	\$ 14,803	\$ 13,309	\$ 11,544	\$ 26,336	\$ 14,829	\$ 80,921	\$ 32.85%	32.85%
A8860-04582	Distribution-Maintenance of st - Building Maintenance 8860-04582	A8860	8860	\$ 72	\$ 53	\$ 715	\$ -	\$ 547	\$ 433	\$ 2,298	\$ 119	\$ 954	\$ 283	\$ 293	\$ 103	\$ 1,755	\$ 0.74%	0.74%
A9030-04582	Customer accounts-Customer rec - Building Maintenance 9030-04582	A9030	9030	\$ 0	\$ 0	\$ 0	\$ 0	\$ 0	\$ 0	\$ 0	\$ 0	\$ 0	\$ 0	\$ 0	\$ 0	\$ 0	\$ 0	0.00%
A8740-04585	Mains and Services Expenses - Railroad assemtnts and crossings 8740-04585	A8740	8740	\$ 652	\$ -	\$ -	\$ -	\$ -	\$ -	\$ -	\$ 0	\$ 0	\$ 0	\$ 0	\$ 0	\$ 0	\$ 0	0.00%
A9030-04590	Customer accounts-Customer rec - Utilities 9030-04590	A9030	9030	\$ 152	\$ 255	\$ 326	\$ 37	\$ 75	\$ -	\$ 489	\$ 525	\$ 87	\$ 311	\$ 288	\$ -	\$ 1,211	\$ 0.49%	0.49%
A8700-04590	Distribution-Operation supervi - Utilities 8700-04590	A8700	8700	\$ 5,781	\$ 6,889	\$ 7,671	\$ 6,822	\$ 9,771	\$ 9,055	\$ 8,567	\$ 7,413	\$ 6,599	\$ 5,893	\$ 6,560	\$ 7,908	\$ 33,872	\$ 13.77%	13.77%
A8710-04590	Distribution load dispatching - Utilities 8710-04590	A8710	8710	\$ 96	\$ 19	\$ 38	\$ 36	\$ 37	\$ 37	\$ 37	\$ 19	\$ 19	\$ 19	\$ 40	\$ 22	\$ 119	\$ 0.05%	0.05%
A8740-04590	Mains and Services Expenses - Utilities 8740-04590	A8740	8740	\$ 3,333	\$ 1,799	\$ 3,109	\$ 2,841	\$ 3,479	\$ 3,520	\$ 2,810	\$ 2,977	\$ 2,433	\$ 2,588	\$ 4,805	\$ 2,629	\$ 16,244	\$ 6.20%	6.20%
A8750-04590	Distribution-Measuring and reg - Utilities 8750-04590	A8750	8750	\$ 70	\$ (3)	\$ 225	\$ 79	\$ 93	\$ 90	\$ 82	\$ 81	\$ 88	\$ 69	\$ 81	\$ 78	\$ 396	\$ 0.16%	0.16%
A8770-04590	Distribution-Measuring and reg - Utilities 8770-04590	A8770	8770	\$ 93	\$ 265	\$ 480	\$ 79	\$ 258	\$ 188	\$ 298	\$ 440	\$ 70	\$ 280	\$ 584	\$ 58	\$ 1,399	\$ 0.57%	0.57%
A8790-04590	Meter and house regulator expe - Utilities 8790-04590	A8790	8790	\$ 1,374	\$ 428	\$ 1,164	\$ 1,213	\$ 1,308	\$ 1,129	\$ 1,289	\$ 1,118	\$ 876	\$ 1,592	\$ 925	\$ 5,399	\$ 2,194	\$ 2.19%	2.19%
A8910-04590	Distribution-Rents - Utilities 8910-04590	A8910	8910	\$ 556	\$ 730	\$ 905	\$ 822	\$ 946	\$ 1,700	\$ 448	\$ 991	\$ 835	\$ 773	\$ 1,002	\$ 160	\$ 3,787	\$ 1.54%	1.54%
A8240-04590	Storage-Other expenses - Utilities 8240-04590	A8240	8240	\$ 20	\$ 21	\$ 17	\$ 13	\$										

Atmos Energy Corporation

Operation & Maintenance Expenses

Cost Center

FERC ACCT	Fiscal 2012 March	Fiscal 2012 April	Fiscal 2012 May	Fiscal 2012 June	Fiscal 2012 July	Fiscal 2012 August	Fiscal 2012 September	Fiscal 2012 October	Fiscal 2012 November	Fiscal 2012 December	Fiscal 2013 January	Fiscal 2013 February	Fiscal 2013	FERC ALL OC	
A8700-05310	8700	\$ 2,529	\$ 5,828	\$ 6,656	\$ 5,269	\$ 8,591	\$ 9,025	\$ 6,099	\$ 5,593	\$ 5,663	\$ 5,064	\$ 5,264	\$ 5,684	\$ 27,229	35.84%
A8700-05312	8700	\$ 355	\$ 186	\$ 208	\$ 138	\$ 120	\$ 90	\$ 62	\$ 131	\$ 335	\$ 134	\$ 81	\$ 50	\$ 731	0.96%
A9110-05312	9110	\$ -	\$ -	\$ -	\$ -	\$ -	\$ -	\$ -	\$ 0	\$ 0	\$ 0	\$ 0	\$ 0	\$ -	0.00%
A9210-05312	9210	\$ 0	\$ 0	\$ 3	\$ -	\$ -	\$ -	\$ -	\$ 0	\$ 0	\$ 0	\$ 0	\$ 0	\$ -	0.00%
A8700-05314	8700	\$ 5,700	\$ 6,372	\$ 6,078	\$ 5,495	\$ 5,049	\$ 4,551	\$ 4,725	\$ 4,774	\$ 5,985	\$ 5,999	\$ 5,409	\$ 6,450	\$ 28,618	37.67%
A8700-05323	8700	\$ 795	\$ 452	\$ 452	\$ 292	\$ 419	\$ 372	\$ 470	\$ 468	\$ 182	\$ 109	\$ 150	\$ 291	\$ 1,166	1.58%
A8700-05323	8780	\$ 0	\$ 0	\$ 0	\$ 0	\$ 0	\$ 0	\$ 0	\$ 491	\$ -	\$ -	\$ -	\$ -	\$ 491	0.65%
A8700-05331	8700	\$ 3,359	\$ 2,755	\$ 3,640	\$ 3,513	\$ 1,435	\$ 1,437	\$ 1,416	\$ 1,337	\$ 1,150	\$ 314	\$ 1,730	\$ 1,095	\$ 5,625	7.40%
A8700-05364	8700	\$ 11,554	\$ 10,855	\$ 17,009	\$ 5,609	\$ 12,097	\$ 21,044	\$ 11,480	\$ 5,118	\$ 5,292	\$ 9,945	\$ 21,163	\$ 24	\$ 41,542	54.62%
A8740-05364	8740	\$ -	\$ 21	\$ -	\$ -	\$ -	\$ -	\$ 0	\$ 0	\$ 0	\$ 0	\$ 70	\$ 45	\$ 115	0.15%
A8780-05364	8780	\$ 0	\$ 0	\$ 0	\$ 42	\$ -	\$ -	\$ 0	\$ 0	\$ 0	\$ 0	\$ 0	\$ 0	\$ -	0.00%
A8940-05364	8940	\$ 102	\$ 97	\$ 193	\$ 48	\$ 99	\$ 226	\$ 127	\$ 0	\$ 130	\$ 133	\$ 265	\$ -	\$ 528	0.70%
A9110-05364	9110	\$ 0	\$ 0	\$ 0	\$ 0	\$ 0	\$ 0	\$ 42	\$ -	\$ -	\$ -	\$ -	\$ -	\$ 42	0.06%
A8700-05376	8700	\$ 4,175	\$ 4,442	\$ 8,152	\$ 741	\$ 5,356	\$ 9,801	\$ 4,749	\$ 1,566	\$ 3,322	\$ 4,620	\$ 9,092	\$ 227	\$ 18,836	24.80%
A9110-05377	9110	\$ -	\$ -	\$ -	\$ -	\$ -	\$ -	\$ 0	\$ 0	\$ 117	\$ -	\$ -	\$ -	\$ 117	0.15%
A8780-05377	8780	\$ -	\$ -	\$ 17	\$ 102	\$ -	\$ 11	\$ 50	\$ 40	\$ 42	\$ 73	\$ -	\$ 29	\$ 194	0.24%
A9500-05377	9500	\$ 0	\$ 0	\$ 35	\$ -	\$ -	\$ -	\$ 0	\$ 105	\$ -	\$ 11	\$ -	\$ -	\$ 115	0.15%
A8700-05377	8700	\$ 129	\$ 97	\$ 69	\$ 211	\$ 278	\$ 84	\$ 1,225	\$ 61	\$ 163	\$ 101	\$ 270	\$ 154	\$ 759	1.01%
A8740-05377	8740	\$ -	\$ 11	\$ -	\$ -	\$ -	\$ -	\$ 12	\$ 148	\$ 37	\$ 42	\$ -	\$ -	\$ 228	0.30%
A9110-05399	9110	\$ -	\$ -	\$ -	\$ -	\$ (3)	\$ -	\$ (23)	\$ -	\$ (65)	\$ -	\$ -	\$ -	\$ (88)	-0.12%
A8780-05399	8780	\$ -	\$ -	\$ (9)	\$ (80)	\$ -	\$ (6)	\$ (26)	\$ (23)	\$ (41)	\$ -	\$ (15)	\$ (101)	\$ (101)	-0.13%
A8940-05399	8940	\$ (55)	\$ (53)	\$ (106)	\$ (28)	\$ (56)	\$ (120)	\$ (73)	\$ 0	\$ (72)	\$ (74)	\$ (141)	\$ -	\$ (297)	-0.38%
A8700-05399	8700	\$ (15,050)	\$ (12,489)	\$ (18,785)	\$ (6,622)	\$ (15,030)	\$ (21,381)	\$ (13,877)	\$ (7,346)	\$ (5,412)	\$ (10,793)	\$ (19,425)	\$ (3,761)	\$ (49,736)	-65.47%
A8740-05399	8740	\$ -	\$ (17)	\$ -	\$ -	\$ -	\$ (18)	\$ (81)	\$ (21)	\$ (24)	\$ (37)	\$ (24)	\$ (186)	\$ (186)	-0.25%
Telecom	Telecom	\$ 21,603	\$ 18,572	\$ 23,551	\$ 13,131	\$ 18,460	\$ 25,144	\$ 16,437	\$ 11,797	\$ 14,400	\$ 15,956	\$ 23,891	\$ 10,228	\$ 75,972	100.00%
A9010-05411	9010	\$ 0	\$ 0	\$ 0	\$ 0	\$ 0	\$ 0	\$ 223	\$ 0	\$ 0	\$ 0	\$ 0	\$ -	\$ -	0.00%
A9020-05411	9020	\$ 195	\$ -	\$ -	\$ -	\$ 55	\$ 70	\$ 108	\$ 58	\$ -	\$ -	\$ 7	\$ 240	\$ 305	0.28%
A9030-05411	9030	\$ 14	\$ 302	\$ 116	\$ 183	\$ -	\$ 194	\$ -	\$ 34	\$ 21	\$ 108	\$ 276	\$ 437	\$ 1,420	1.29%
A9090-05411	9090	\$ -	\$ 199	\$ 688	\$ 313	\$ 321	\$ -	\$ 698	\$ 0	\$ 232	\$ 805	\$ 283	\$ 97	\$ 2,734	2.48%
A9110-05411	9110	\$ 425	\$ 381	\$ 577	\$ 275	\$ 697	\$ 373	\$ 537	\$ 283	\$ 235	\$ 1,041	\$ 755	\$ 440	\$ 2,734	2.48%
A9210-05411	9210	\$ 100	\$ 6	\$ 123	\$ 68	\$ 14	\$ -	\$ 151	\$ 27	\$ 223	\$ 504	\$ 165	\$ 25	\$ 835	0.80%
A9302-05411	9302	\$ 165	\$ 0	\$ 122	\$ -	\$ 106	\$ -	\$ 0	\$ 0	\$ 0	\$ 0	\$ 0	\$ -	\$ -	0.00%
A8580-05411	8580	\$ 0	\$ 0	\$ 0	\$ 0	\$ 0	\$ 0	\$ 15	\$ 410	\$ 679	\$ 238	\$ -	\$ -	\$ 1,342	1.22%
A8700-05411	8700	\$ 2,470	\$ 4,944	\$ 7,984	\$ 5,254	\$ 4,623	\$ 4,708	\$ 6,417	\$ 4,276	\$ 5,191	\$ 2,553	\$ 4,783	\$ 6,589	\$ 23,491	21.29%

Table with columns: Budget 2013 (March-August), FY 14 (October-November), FY 15 (January-December), and TEST YEAR. Rows include various budget codes (e.g., A8740-03002, A8560-04307) and descriptions (e.g., Vehicles & Equip, Insurance, Marketing) with corresponding dollar amounts and a final DIFFERENCE column.

TYPE	FERC Account	Amount
Labor	8870	\$ (3,691.79)
Labor	8920	\$ 1,079.00
Labor	8930	\$ (1,675.82)
Labor	9010	\$ (308.88)
Labor	9020	\$ 42,903.12
Labor	9030	\$ 4,862.78
Labor	9090	\$ 5,902.74
Labor	9110	\$ 9,165.42
Labor	9200	\$ 22,057.26
Labor	8160	\$ 10,354.33
Labor	8170	\$ 5,448.78
Labor	8180	\$ 3,237.65
Labor	8200	\$ 405.11
Labor	8210	\$ 4,628.54
Labor	8340	\$ 881.71
Labor	8350	\$ (238.40)
Labor	8360	\$ 121.66
Labor	8560	\$ 20,508.64
Labor	8570	\$ 7,270.91
Labor	8630	\$ (4,609.87)
Labor	8650	\$ 60.83
Labor	8700	\$ 65,964.60
Labor	8710	\$ -
Labor	8740	\$ 74,554.14
Labor	8750	\$ 1,731.66
Labor	8760	\$ (2,711.91)
Labor	8770	\$ 7,539.18
Labor	8780	\$ 48,975.83
Labor	8790	\$ 2,013.87
Labor	8800	\$ 12,373.31
Labor	8700	\$ 301,372.12
Labor	8700	\$ (295,526.82)
Labor	8560	\$ 866.77
Labor	8700	\$ 20,396.12
Labor	8160	\$ 706.15
Labor	8170	\$ (92.14)
Labor	8180	\$ 216.73
Labor	8200	\$ 33.65
Labor	8210	\$ 1,051.77
Labor	8340	\$ (88.90)
Labor	8350	\$ -
Labor	8360	\$ -
Labor	8560	\$ 764.17
Labor	8570	\$ 16.03
Labor	8630	\$ (2,406.30)
Labor	8650	\$ 27.37
Labor	8700	\$ (5,624.78)
Labor	8710	\$ 33.43
Labor	8740	\$ (8,059.77)
Labor	8750	\$ (5,574.21)
Labor	8760	\$ (2,541.59)
Labor	8770	\$ 650.36
Labor	8780	\$ (12,237.80)
Labor	8790	\$ (242.65)
Labor	8800	\$ 4,820.79
Labor	8870	\$ (3,096.72)
Labor	8920	\$ (280.96)
Labor	8930	\$ 719.92
Labor	9010	\$ (66.42)
Labor	9020	\$ (1,289.78)
Labor	9030	\$ (5,069.89)
Labor	9090	\$ (1,199.30)
Labor	9110	\$ (2,621.78)
Labor	9200	\$ (5,914.01)
Labor	8700	\$ 187,789.83
Labor	8700	\$ (193,635.13)
Labor	8700	\$ 8,451.48
Labor	8560	\$ 866.77
Labor	8700	\$ (20,396.12)
Labor	8560	\$ (866.77)
Benefits	9260	\$ (178,550.66)
Benefits	9260	\$ 78,816.59
Benefits	9260	\$ 124,065.98
Benefits	9260	\$ 197,174.04
Benefits	9260	\$ 1,810.29
Benefits	9260	\$ 46,591.97
Benefits	9260	\$ 473.32
Benefits	9260	\$ 605.02
Benefits	9260	\$ 4.83
Benefits	9260	\$ 5,136.64
Benefits	9260	\$ 10.64
Benefits	9260	\$ 5,306.24
Benefits	9260	\$ 51.24
Benefits	9260	\$ 9,465.90
Benefits	9260	\$ 83.17
Benefits	9260	\$ 1,358.70
Benefits	9260	\$ 2,053.97
Benefits	9250	\$ 183.74

Materials & Supplies	8870	\$ -
Materials & Supplies	8920	\$ (3,013.75)
Materials & Supplies	8930	\$ -
Materials & Supplies	9010	\$ -
Materials & Supplies	9020	\$ (1,072.85)
Materials & Supplies	9030	\$ -
Materials & Supplies	9090	\$ (100.00)
Materials & Supplies	9110	\$ -
Materials & Supplies	9200	\$ -
Materials & Supplies	8160	\$ -
Materials & Supplies	8170	\$ -
Materials & Supplies	8180	\$ -
Materials & Supplies	8200	\$ -
Materials & Supplies	8340	\$ -
Materials & Supplies	8350	\$ -
Materials & Supplies	8360	\$ -

TYPE	FERC Account	Amount
Abundant Supplies	8700	(662.85)
Abundant Supplies	8750	
Abundant Supplies	8760	(7.00)
Abundant Supplies	8770	
Abundant Supplies	8780	
Abundant Supplies	8800	
Abundant Supplies	8810	(357.01)
Abundant Supplies	8820	7010.74
Abundant Supplies	8850	34216.53
Abundant Supplies	8860	(9.93)
Abundant Supplies	8870	(8137.03)
Abundant Supplies	8880	(182.95)
Abundant Supplies	8890	(111.48)
Abundant Supplies	8900	707.28
Abundant Supplies	8910	707.28
Abundant Supplies	8920	
Abundant Supplies	8930	(231.47)
Abundant Supplies	8940	(25.13)
Abundant Supplies	8950	
Abundant Supplies	8960	(337.99)
Abundant Supplies	8970	(7.89)
Abundant Supplies	8980	(233.09)
Abundant Supplies	8990	(107.21)
Abundant Supplies	9000	(1.82)
Abundant Supplies	9100	(37.42)
Abundant Supplies	9110	(2.48)
Abundant Supplies	9120	(12.48)
Abundant Supplies	9130	(18.30)
Abundant Supplies	9140	(07.05)
Abundant Supplies	9150	(15.06)
Abundant Supplies	9160	
Abundant Supplies	9170	(21.03)
Abundant Supplies	9180	(18.00)
Abundant Supplies	9190	(31.07)
Abundant Supplies	9200	(31.07)
Abundant Supplies	9210	(31.07)
Abundant Supplies	9220	(31.07)
Abundant Supplies	9230	(31.07)
Abundant Supplies	9240	(31.07)
Abundant Supplies	9250	(31.07)
Abundant Supplies	9260	(31.07)
Abundant Supplies	9270	(31.07)
Abundant Supplies	9280	(31.07)
Abundant Supplies	9290	(31.07)
Abundant Supplies	9300	(31.07)
Abundant Supplies	9310	(31.07)
Abundant Supplies	9320	(31.07)
Abundant Supplies	9330	(31.07)
Abundant Supplies	9340	(31.07)
Abundant Supplies	9350	(31.07)
Abundant Supplies	9360	(31.07)
Abundant Supplies	9370	(31.07)
Abundant Supplies	9380	(31.07)
Abundant Supplies	9390	(31.07)
Abundant Supplies	9400	(31.07)
Abundant Supplies	9410	(31.07)
Abundant Supplies	9420	(31.07)
Abundant Supplies	9430	(31.07)
Abundant Supplies	9440	(31.07)
Abundant Supplies	9450	(31.07)
Abundant Supplies	9460	(31.07)
Abundant Supplies	9470	(31.07)
Abundant Supplies	9480	(31.07)
Abundant Supplies	9490	(31.07)
Abundant Supplies	9500	(31.07)
Abundant Supplies	9510	(31.07)
Abundant Supplies	9520	(31.07)
Abundant Supplies	9530	(31.07)
Abundant Supplies	9540	(31.07)
Abundant Supplies	9550	(31.07)
Abundant Supplies	9560	(31.07)
Abundant Supplies	9570	(31.07)
Abundant Supplies	9580	(31.07)
Abundant Supplies	9590	(31.07)
Abundant Supplies	9600	(31.07)
Abundant Supplies	9610	(31.07)
Abundant Supplies	9620	(31.07)
Abundant Supplies	9630	(31.07)
Abundant Supplies	9640	(31.07)
Abundant Supplies	9650	(31.07)
Abundant Supplies	9660	(31.07)
Abundant Supplies	9670	(31.07)
Abundant Supplies	9680	(31.07)
Abundant Supplies	9690	(31.07)
Abundant Supplies	9700	(31.07)
Abundant Supplies	9710	(31.07)
Abundant Supplies	9720	(31.07)
Abundant Supplies	9730	(31.07)
Abundant Supplies	9740	(31.07)
Abundant Supplies	9750	(31.07)
Abundant Supplies	9760	(31.07)
Abundant Supplies	9770	(31.07)
Abundant Supplies	9780	(31.07)
Abundant Supplies	9790	(31.07)
Abundant Supplies	9800	(31.07)
Abundant Supplies	9810	(31.07)
Abundant Supplies	9820	(31.07)
Abundant Supplies	9830	(31.07)
Abundant Supplies	9840	(31.07)
Abundant Supplies	9850	(31.07)
Abundant Supplies	9860	(31.07)
Abundant Supplies	9870	(31.07)
Abundant Supplies	9880	(31.07)
Abundant Supplies	9890	(31.07)
Abundant Supplies	9900	(31.07)
Abundant Supplies	9910	(31.07)
Abundant Supplies	9920	(31.07)
Abundant Supplies	9930	(31.07)
Abundant Supplies	9940	(31.07)
Abundant Supplies	9950	(31.07)
Abundant Supplies	9960	(31.07)
Abundant Supplies	9970	(31.07)
Abundant Supplies	9980	(31.07)
Abundant Supplies	9990	(31.07)
Abundant Supplies	9999	(31.07)

TYPE	FERC Account	Amount
Marketing	8740	308.09
Marketing	8700	(468.13)
Marketing	8740	214.86
Marketing	8760	0
Marketing	8700	0
Marketing	8760	17.46
Marketing	8760	(222.00)
Marketing	8710	0
Marketing	8720	(138.72)
Marketing	8710	(69.63)
Marketing	8760	70.92
Marketing	8760	(34.49)
Marketing	8760	0
Marketing	8710	(785.10)
Marketing	8760	66.24
Marketing	8730	(81.81)
Marketing	8700	0
Marketing	8700	(707.24)
Marketing	8700	0
Marketing	8700	(315.99)
Marketing	8710	(1,368.60)
Marketing	8730	(7,227.63)
Marketing	8740	353.99
Employee Welfare	8650	(570.86)
Employee Welfare	8650	(188.00)
Employee Welfare	8640	302.41
Employee Welfare	8620	(37.40)
Employee Welfare	8620	(189.73)
Employee Welfare	8620	(1,023.86)
Employee Welfare	8620	(1,250.00)
Employee Welfare	8650	(243.10)
Employee Welfare	8600	(76.01)
Employee Welfare	8740	(115.62)
Employee Welfare	8600	(3.03)
Employee Welfare	8620	(63.27)
Employee Welfare	8610	(0.22)
Employee Welfare	8600	(40.66)
Employee Welfare	8600	(3,924.81)
Employee Welfare	8700	(395.87)
Employee Welfare	8740	84.24
Employee Welfare	8760	(11.83)
Employee Welfare	8600	(1,179.3)
Employee Welfare	8600	7.78
Employee Welfare	8600	(2,663)
Information Technology	8700	(10,840.34)
Information Technology	8710	9,721
Information Technology	8700	(2,227.2)
Director's Shareholdings PA	8710	(27.37)
Director's Shareholdings PA	8700	(2,227.2)
Director's Shareholdings PA	8740	(8,082)
Director's Shareholdings PA	8700	(1,106.06)
Electric	8700	(6,745.72)
Electric	8700	24.46
Electric	8710	0
Electric	8700	(450.41)
Electric	8700	(472.73)
Electric	8750	151.28
Electric	8700	(1,111.81)
Electric	8700	(8,716.63)
Electric	8700	62.44
Electric	8700	0
Electric	8700	(158.73)
Electric	8710	(3,022)
Electric	8700	(1,745.29)
Electric	8710	36.96
Electric	8700	(3.61)
Electric	8650	(30.83)
Electric	8700	(1,031.75)
Electric	8740	(31.46)
Electric	8700	(1,406)
Electric	8700	3,948
Electric	8710	(11,028)
Electric	8700	(8,899.08)
Electric	8740	(58.11)
Travel & Entertainment	8010	(7,352)
Travel & Entertainment	8070	(60.77)
Travel & Entertainment	8030	0.75
Travel & Entertainment	8000	(145.73)
Travel & Entertainment	8110	(63,022)
Travel & Entertainment	8120	(18,427)
Travel & Entertainment	8100	0
Travel & Entertainment	8050	(21,744)
Travel & Entertainment	8700	(1,453.15)
Travel & Entertainment	8710	(83,754)
Travel & Entertainment	8700	(4,666)
Travel & Entertainment	8700	6,303
Travel & Entertainment	8700	(4,370)
Travel & Entertainment	8600	(17,074)
Travel & Entertainment	8800	(2,022)
Travel & Entertainment	8700	(7,072)
Travel & Entertainment	8700	(6,159)
Travel & Entertainment	8700	32.84
Travel & Entertainment	8010	(25.43)
Travel & Entertainment	8900	7.78
Travel & Entertainment	8110	(1,222)
Travel & Entertainment	8710	(14,42)
Travel & Entertainment	8700	(48,714)
Travel & Entertainment	8700	(6,000)
Travel & Entertainment	8700	(89.74)
Travel & Entertainment	8010	(2,650)

Atmos Energy Corp.
Kentucky
Open CWIP (Jul-12 through Jan-13)
(Project Balances)

Service Area	Values	Month									Grand Total
		Jul-12	Aug-12	Sep-12	Oct-12	Nov-12	Dec-12	Jan-13	Feb-13	Mar-13	
002 - Dallas Atmos Rate Division	Cwip_Balance	12,546,572	11,447,396	13,653,072	13,966,593	13,094,222	7,390,871	7,686,188	6,447,219	8,988,308	95,220,441
	AFUDC_										
	Cwip w/o Afudc	12,546,572	11,447,396	13,653,072	13,966,593	13,094,222	7,390,871	7,686,188	6,447,219	8,988,308	95,220,441
009 - WKG Division	Cwip_Balance	17,741,245	19,170,064	13,441,053	4,079,736	4,868,237	5,726,150	6,437,764	7,973,542	8,668,035	88,105,826
	AFUDC_	132,084	147,380	128,119	79,009	80,801	111,711	84,218	23,956	28,158	815,487
	Cwip w/o Afudc	17,609,161	19,022,683	13,312,934	4,000,727	4,787,436	5,614,439	6,353,547	7,949,586	8,639,877	87,290,389
012 - Call Center Division	Cwip_Balance	62,184,907	63,923,263	65,364,725	72,305,209	74,200,704	76,562,963	77,570,509	78,692,519	78,794,952	649,599,751
	AFUDC_	887,406	951,910	1,015,323	1,075,335	1,141,974	1,207,944	1,275,176	1,342,506	1,410,563	10,308,137
	Cwip w/o Afudc	61,297,501	62,971,353	64,349,402	71,229,874	73,058,729	75,355,019	76,295,334	77,350,014	77,384,388	639,291,613
091 - Brentwood Division	Cwip_Balance	265,187	279,440	284,856	859,887	1,188,828	647,181	668,823	555,082	809,290	5,558,574
	AFUDC_	216,744	216,744	216,744	216,744	216,744	216,744	216,744	216,744	216,744	1,950,697
	Cwip w/o Afudc	48,443	62,696	68,112	643,142	972,084	430,437	452,079	338,338	592,546	3,607,877
Total Cwip_Balance	92,737,910	94,820,162	92,743,706	91,211,425	93,351,991	90,327,164	92,363,285	93,668,363	97,260,584	838,484,591	
Total AFUDC_	1,236,235	1,316,034	1,360,186	1,371,089	1,439,520	1,536,399	1,576,137	1,583,206	1,655,466	13,074,271	
Total Cwip w/o Afudc	91,501,675	93,504,128	91,383,520	89,840,336	91,912,471	88,790,766	90,787,148	92,085,157	95,605,119	825,410,320	

Pasted values for linking:

Service Area	Values	Jul-12	Aug-12	Sep-12	Oct-12	Nov-12	Dec-12	Jan-13	Feb-13	Mar-13
002 - Dallas Atmos Rate Division	Cwip_Balance	12,546,572	11,447,396	13,653,072	13,966,593	13,094,222	7,390,871	7,686,188	6,447,219	8,988,308
	AFUDC_									
	Cwip w/o Afudc	12,546,572	11,447,396	13,653,072	13,966,593	13,094,222	7,390,871	7,686,188	6,447,219	8,988,308
009 - WKG Division	Cwip_Balance	17,741,245	19,170,064	13,441,053	4,079,736	4,868,237	5,726,150	6,437,764	7,973,542	8,668,035
	AFUDC_	132,084	147,380	128,119	79,009	80,801	111,711	84,218	23,956	28,158
	Cwip w/o Afudc	17,609,161	19,022,683	13,312,934	4,000,727	4,787,436	5,614,439	6,353,547	7,949,586	8,639,877
012 - Call Center Division	Cwip_Balance	62,184,907	63,923,263	65,364,725	72,305,209	74,200,704	76,562,963	77,570,509	78,692,519	78,794,952
	AFUDC_	887,406	951,910	1,015,323	1,075,335	1,141,974	1,207,944	1,275,176	1,342,506	1,410,563
	Cwip w/o Afudc	61,297,501	62,971,353	64,349,402	71,229,874	73,058,729	75,355,019	76,295,334	77,350,014	77,384,388
091 - Brentwood Division	Cwip_Balance	265,187	279,440	284,856	859,887	1,188,828	647,181	668,823	555,082	809,290
	AFUDC_	216,744	216,744	216,744	216,744	216,744	216,744	216,744	216,744	216,744
	Cwip w/o Afudc	48,443	62,696	68,112	643,142	972,084	430,437	452,079	338,338	592,546

Atmos Energy Corp.
Kentucky
Open CWIP (Jul-12 through Jan-13)
(Project Balances)

Month	Service Area	Values		
		Sum of Cwip Balance	Sum of AFUDC	Sum of Cwip bal w/o Afudc
Jul-12	002 - Dallas Atmos Rate Division	12,546,571.55		12,546,571.55
	009 - WKG Division	17,741,245.05	132,084.33	17,609,160.72
	012 - Call Center Division	62,184,906.93	887,406.43	61,297,500.50
	091 - Brentwood Division	265,186.63	216,744.13	48,442.50
Jul-12 Total		92,737,910.16	1,236,234.89	91,501,675.27
Aug-12	002 - Dallas Atmos Rate Division	11,447,395.75		11,447,395.75
	009 - WKG Division	19,170,063.89	147,380.49	19,022,683.40
	012 - Call Center Division	63,923,262.63	951,909.60	62,971,353.03
	091 - Brentwood Division	279,439.86	216,744.13	62,695.73
Aug-12 Total		94,820,162.13	1,316,034.22	93,504,127.91
Sep-12	002 - Dallas Atmos Rate Division	13,653,071.55		13,653,071.55
	009 - WKG Division	13,441,052.83	128,118.70	13,312,934.13
	012 - Call Center Division	65,364,725.13	1,015,322.81	64,349,402.32
	091 - Brentwood Division	284,856.43	216,744.13	68,112.30
Sep-12 Total		92,743,705.94	1,360,185.64	91,383,520.30
Oct-12	002 - Dallas Atmos Rate Division	13,966,593.03		13,966,593.03
	009 - WKG Division	4,079,735.78	79,009.28	4,000,726.50
	012 - Call Center Division	72,305,209.21	1,075,335.29	71,229,873.92
	091 - Brentwood Division	859,886.56	216,744.13	643,142.43
Oct-12 Total		91,211,424.58	1,371,088.70	89,840,335.88
Nov-12	002 - Dallas Atmos Rate Division	13,094,222.44		13,094,222.44
	009 - WKG Division	4,868,237.21	80,801.37	4,787,435.84
	012 - Call Center Division	74,200,703.52	1,141,974.39	73,058,729.13
	091 - Brentwood Division	1,188,828.02	216,744.13	972,083.89
Nov-12 Total		93,351,991.19	1,439,519.89	91,912,471.30
Dec-12	002 - Dallas Atmos Rate Division	7,390,871.12		7,390,871.12
	009 - WKG Division	5,726,149.55	111,710.56	5,614,438.99
	012 - Call Center Division	76,562,962.80	1,207,944.07	75,355,018.73
	091 - Brentwood Division	647,181.00	216,744.13	430,436.87
Dec-12 Total		90,327,164.47	1,536,398.76	88,790,765.71
Jan-13	002 - Dallas Atmos Rate Division	7,686,188.25		7,686,188.25
	009 - WKG Division	6,437,764.39	84,217.55	6,353,546.84
	012 - Call Center Division	77,570,509.31	1,275,175.62	76,295,333.69
	091 - Brentwood Division	668,823.41	216,744.13	452,079.28
Jan-13 Total		92,363,285.36	1,576,137.30	90,787,148.06
Feb-13	002 - Dallas Atmos Rate Division	6,447,219.21		6,447,219.21
	009 - WKG Division	7,973,542.07	23,956.18	7,949,585.89
	012 - Call Center Division	78,692,519.41	1,342,505.80	77,350,013.61
	091 - Brentwood Division	555,082.09	216,744.13	338,337.96
Feb-13 Total		93,668,362.78	1,583,206.11	92,085,156.67
Mar-13	002 - Dallas Atmos Rate Division	8,988,307.82		8,988,307.82
	009 - WKG Division	8,668,035.02	28,158.29	8,639,876.73
	012 - Call Center Division	78,794,951.67	1,410,563.38	77,384,388.29
	091 - Brentwood Division	809,289.94	216,744.13	592,545.81
Mar-13 Total		97,260,584.45	1,655,465.80	95,605,118.65
Grand Total		838,484,591.06	13,074,271.31	825,410,319.75

Month	Company	Service Area	Project	Project description	Cwip Balance	AFUDC	Cwip bal w/o Afudc
Jul-12	010	002 - Dallas Atmos Rate Division	010.10979	TXU GAS CIS Conversion	60,147.73		60,147.73
Jul-12	010	002 - Dallas Atmos Rate Division	010.11017	E.010 Waco Call Center	-58,124.44		-58,124.44
Jul-12	010	002 - Dallas Atmos Rate Division	010.11123	E.010 Reporting Package	112,738.13		112,738.13
Jul-12	010	002 - Dallas Atmos Rate Division	010.11245	010.1134.WNA_For_Advantage[CSO	217,697.56		217,697.56
Jul-12	010	002 - Dallas Atmos Rate Division	010.11356	010.1137-e-malle-dis_ HR/LI&D	662,390.46		662,390.46
Jul-12	010	002 - Dallas Atmos Rate Division	010.11565	CIS Screens Phase 1.0_B FY10	337,172.54		337,172.54
Jul-12	010	002 - Dallas Atmos Rate Division	010.11571	FACTA-FY10 Security & Acct Ctr	296,859.97		296,859.97
Jul-12	010	002 - Dallas Atmos Rate Division	010.11580	Aligne Pipe - FY10	1,806,561.33		1,806,561.33
Jul-12	010	002 - Dallas Atmos Rate Division	010.11671	E.010.Billing Desktops	-8,124.68		-8,124.68
Jul-12	010	002 - Dallas Atmos Rate Division	010.11705	E.010.Dispatch Desktops	-5,877.98		-5,877.98
Jul-12	010	002 - Dallas Atmos Rate Division	010.11706	E.010.Rev Mgmt Analyst Laptops	-5,109.49		-5,109.49
Jul-12	010	002 - Dallas Atmos Rate Division	010.11707	E.010.Rev Mgmt 2nd Monitors	104.19		104.19
Jul-12	010	002 - Dallas Atmos Rate Division	010.11708	E.010.FY11 Ama CCC Building	194.00		194.00
Jul-12	010	002 - Dallas Atmos Rate Division	010.11774	Oracle EBS R12 Upgrd&IFRS Con	923,046.65		923,046.65
Jul-12	010	002 - Dallas Atmos Rate Division	010.11792	Energy Assistance Enhance	103,165.37		103,165.37
Jul-12	010	002 - Dallas Atmos Rate Division	010.12884	IVR and Softphone Rewrite	993,120.11		993,120.11
Jul-12	010	002 - Dallas Atmos Rate Division	010.12985	Servie Line Project	139,632.21		139,632.21
Jul-12	010	002 - Dallas Atmos Rate Division	010.13018	Aligne IPP Interface Framework	178,185.48		178,185.48
Jul-12	010	002 - Dallas Atmos Rate Division	010.13799	Markview KCIC Enh Prej	209,916.98		209,916.98
Jul-12	010	002 - Dallas Atmos Rate Division	010.14473	Enterprise Risk & Safety	628,860.39		628,860.39
Jul-12	010	002 - Dallas Atmos Rate Division	010.14496	Windows 7 & Office 10 Upgrade	382,273.73		382,273.73
Jul-12	010	002 - Dallas Atmos Rate Division	010.14525	Small World Upgrade - 4.2	261,798.80		261,798.80
Jul-12	010	002 - Dallas Atmos Rate Division	010.14527	GIS Enhancement Phase II	16,236.03		16,236.03
Jul-12	010	002 - Dallas Atmos Rate Division	010.14626	Markview Enhancement	39,884.61		39,884.61
Jul-12	010	002 - Dallas Atmos Rate Division	010.14632	Rightfax upgrade	39,403.09		39,403.09
Jul-12	010	002 - Dallas Atmos Rate Division	010.14718	2012 Disc Storage expansion	2,162,196.82		2,162,196.82
Jul-12	010	002 - Dallas Atmos Rate Division	010.14980	Phone System Upgrade	151,445.61		151,445.61
Jul-12	010	002 - Dallas Atmos Rate Division	010.14982	Meeting Exchange Upgrade FY12	95,290.92		95,290.92
Jul-12	010	002 - Dallas Atmos Rate Division	010.15037	Franklin Gas Control Hot Site	316,606.56		316,606.56
Jul-12	010	002 - Dallas Atmos Rate Division	010.15049	PC Refresh 2012	156,125.17		156,125.17
Jul-12	010	002 - Dallas Atmos Rate Division	010.15088	Shark Appliances	55,413.22		55,413.22
Jul-12	010	002 - Dallas Atmos Rate Division	010.15523	App Monitoring for SAP	384,703.07		384,703.07
Jul-12	010	002 - Dallas Atmos Rate Division	010.16200	IT-Equipment	3,603.74		3,603.74
Jul-12	010	002 - Dallas Atmos Rate Division	010.16581	Oracle R12 Upgrade	1,415,540.87		1,415,540.87
Jul-12	010	002 - Dallas Atmos Rate Division	010.16649	Office Furniture_1116	8,781.60		8,781.60
Jul-12	010	002 - Dallas Atmos Rate Division	010.16680	CKV Exhaust System	26,316.23		26,316.23
Jul-12	010	002 - Dallas Atmos Rate Division	010.16712	Line Locate Interface Upgrade	32,540.93		32,540.93
Jul-12	010	002 - Dallas Atmos Rate Division	010.16717	Conference Table-Dan	7,852.67		7,852.67
Jul-12	010	002 - Dallas Atmos Rate Division	010.16775	2 desktops w/dual monitors	2,766.39		2,766.39
Jul-12	010	002 - Dallas Atmos Rate Division	010.16822	HVAC System Gas Control	59,156.48		59,156.48
Jul-12	010	002 - Dallas Atmos Rate Division	010.16824	WK-Stations Gas Control	15,535.83		15,535.83
Jul-12	010	002 - Dallas Atmos Rate Division	010.16855	Laptop setup for Hanumara	1,766.39		1,766.39
Jul-12	010	002 - Dallas Atmos Rate Division	010.16882	Purchase TV-LCIII-5th Floor	1,544.14		1,544.14
Jul-12	010	002 - Dallas Atmos Rate Division	010.16918	Laptops & DT's for Manny & Alicia	4,160.28		4,160.28
Jul-12	010	002 - Dallas Atmos Rate Division	010.17001	Sltvr licenses for QA Lab upgrade	31,066.56		31,066.56
Jul-12	010	002 - Dallas Atmos Rate Division	010.17047	Spare machine for K. Malter	916.73		916.73
Jul-12	010	002 - Dallas Atmos Rate Division	010.17213	PlanIt - Security Upgrade	60,135.46		60,135.46
Jul-12	010	002 - Dallas Atmos Rate Division	010.17217	PlanIt - Reporting Enhancement	9,381.12		9,381.12
Jul-12	010	002 - Dallas Atmos Rate Division	010.17270	Cyber Security enhance	180,566.44		180,566.44
Jul-12	010	002 - Dallas Atmos Rate Division	010.17299	LC3-Security_Cameras	5,432.76		5,432.76
Jul-12	010	002 - Dallas Atmos Rate Division	010.17328	CKV - Storage_Buildings	3,285.81		3,285.81
Jul-12	010	002 - Dallas Atmos Rate Division	010.17349	CKV-Remodel-John McDill	20,323.53		20,323.53
Jul-12	010	002 - Dallas Atmos Rate Division	010.17463	Comp Equipment_1128	1,283.98		1,283.98
Jul-12	010	002 - Dallas Atmos Rate Division	010.17601	MarkerBoard_ProjectionScreen	782.19		782.19
Jul-12	010	002 - Dallas Atmos Rate Division	010.17682	laptop for Greg Waller	146.31		146.31
Jul-12	010	002 - Dallas Atmos Rate Division	OH.010.10000	Corporate A&G Overhead	-199.03		-199.03
Jul-12	010	012 - Call Center Division	010.10979	TXU GAS CIS Conversion	-60,147.73		-60,147.73
Jul-12	010	012 - Call Center Division	010.11017	E.010 Waco Call Center	58,124.44		58,124.44
Jul-12	010	012 - Call Center Division	010.11123	E.010 Reporting Package	-112,738.13		-112,738.13
Jul-12	010	012 - Call Center Division	010.11245	010.1134.WNA_For_Advantage[CSO	-217,697.56		-217,697.56
Jul-12	010	012 - Call Center Division	010.11565	CIS Screens Phase 1.0_B FY10	-337,172.54		-337,172.54
Jul-12	010	012 - Call Center Division	010.11571	FACTA-FY10 Security & Acct Ctr	-296,859.97		-296,859.97
Jul-12	010	012 - Call Center Division	010.11671	E.010.Billing Desktops	8,124.68		8,124.68
Jul-12	010	012 - Call Center Division	010.11705	E.010.Dispatch Desktops	5,877.98		5,877.98
Jul-12	010	012 - Call Center Division	010.11706	E.010.Rev Mgmt Analyst Laptops	5,109.49		5,109.49
Jul-12	010	012 - Call Center Division	010.11707	E.010.Rev Mgmt 2nd Monitors	-104.19		-104.19
Jul-12	010	012 - Call Center Division	010.11773	Customer Service System	61,427,801.89	387,406.43	60,540,395.46
Jul-12	010	012 - Call Center Division	010.11792	Energy Assistance Enhance	-103,165.37		-103,165.37
Jul-12	010	012 - Call Center Division	010.14147	CC1228 Phase I Call Recording	90,426.10		90,426.10
Jul-12	010	012 - Call Center Division	010.14523	MapFrame Upgrade 4.3.2	212,743.40		212,743.40
Jul-12	010	012 - Call Center Division	010.14817	Aspect Licenses for 2012	55,651.10		55,651.10
Jul-12	010	012 - Call Center Division	010.14886	Rewrite IRV & Softphone App	991,705.43		991,705.43
Jul-12	010	012 - Call Center Division	010.14902	CCC Infrastructure Improvement	295,869.67		295,869.67
Jul-12	010	012 - Call Center Division	010.15308	Ops Mgmt Sys_CRM Comp Phase II	135,524.87		135,524.87
Jul-12	010	012 - Call Center Division	010.15835	PC Replacement - CCC FY12	7,777.94		7,777.94
Jul-12	010	012 - Call Center Division	010.16170	CC1228 - 2 Desktop PC's W/Monitors	2,757.63		2,757.63
Jul-12	010	012 - Call Center Division	010.16729	1228 - Call Recording 2-Phase	6,898.29		6,898.29
Jul-12	010	012 - Call Center Division	010.17260	CC1227 -(6) 24 inch screen monitors	1,556.33		1,556.33
Jul-12	010	012 - Call Center Division	010.17395	Ice Maker & Rework Cabinetry	6,843.18		6,843.18
Jul-12	050	009 - WKG Division	050.21628	050.BGR.G15.HWY 31W RELOC.	-3,329.55	5,099.98	-8,429.53
Jul-12	050	009 - WKG Division	050.21946	2738.GRN E COLUMBIA RELOCATE	6,047.26	573.25	5,474.01
Jul-12	050	009 - WKG Division	050.23434	Hopkinsville 10-inch Replacem	-6,500.00	62,536.93	-69,036.93
Jul-12	050	009 - WKG Division	050.23560	050.2536.Insulators & Anodes	39,829.74		39,829.74
Jul-12	050	009 - WKG Division	050.24745	050.2635.Lafayette St.	1,255.44		1,255.44
Jul-12	050	009 - WKG Division	050.24813	050.2634_Brust Heaters	8,568.64	77.29	8,491.35
Jul-12	050	009 - WKG Division	050.25128	050.2609 Hwy 60 Bypass Relo.	403,394.18	5,643.62	397,750.56
Jul-12	050	009 - WKG Division	050.25289	Pipe splitting tool for Shelbyville	-37.14		-37.14
Jul-12	050	009 - WKG Division	050.25348	050.2638.Water Valley Replace	15,534.33	17.61	15,516.72
Jul-12	050	009 - WKG Division	050.25359	050.2636 Reg. & Relief upgrades	44,993.13	633.98	44,359.15
Jul-12	050	009 - WKG Division	050.25441	050.2637.Prestwick Place Ext	8,334.25	44.41	8,289.84
Jul-12	050	009 - WKG Division	050.25675	050.2734.Cave.Mill.Sta.Ext.	6,353.67	57.84	6,295.83
Jul-12	050	009 - WKG Division	050.25695	050.2734.Penn Station Ext.	2,481.24	13.73	2,467.51
Jul-12	050	009 - WKG Division	050.26121	PRP.050.2734.Pritchardsville	-44.44	220.98	-265.42
Jul-12	050	009 - WKG Division	050.26766	050.2734.Magnolia Alley Replc	129,504.73	1,143.34	128,361.39
Jul-12	050	009 - WKG Division	050.26810	050.2734.Traditions III	8,128.60	53.80	8,074.80
Jul-12	050	009 - WKG Division	050.26897	055.2734.Nutwood-Neal-15th	259,757.65	2,423.31	257,334.34
Jul-12	050	009 - WKG Division	050.27003	050.2636.Southtown Relo.	54,522.84	407.98	54,114.86
Jul-12	050	009 - WKG Division	050.27096	050.PRP.2609.DanielsLn 8 Inch	150,577.75		150,577.75

Month	Company	Service Area	Project	Project description	Cwip Balance	AFUDC	Cwip bal w/o Afudc
Jul-12	050	009 - WKG Division	050.27218	Easements	42,873.33	123.93	42,749.45
Jul-12	050	009 - WKG Division	050.27291	050.2734.Cemetery Rd. Ext.	3,276.71	26.14	3,250.57
Jul-12	050	009 - WKG Division	050.28095	050.2734. Hwy 100 Pcb. Impv.	186,008.08	1,318.47	184,689.61
Jul-12	050	009 - WKG Division	050.28119	050.2602.MDT's 2012	131,981.27		131,981.27
Jul-12	050	009 - WKG Division	050.28120	050.2602.Laptops and Desktops	120,218.42		120,218.42
Jul-12	050	009 - WKG Division	050.28131	050.2735.Old Munfrville Ext	5,113.62	15.19	5,098.43
Jul-12	050	009 - WKG Division	050.28143	050.2734.Misc.Equipment	27,564.12		27,564.12
Jul-12	050	009 - WKG Division	050.28148	0500.2735.Misc. Equipment	40,309.09		40,309.09
Jul-12	050	009 - WKG Division	050.28150	2737.DAN.EQUIPMENT 2012	27,750.16		27,750.16
Jul-12	050	009 - WKG Division	050.28160	050.2734.Hwy31W Reloc. B.G.	465,697.33	2,069.69	463,627.64
Jul-12	050	009 - WKG Division	050.28172	Replace ground bed	5,893.59	28.24	5,865.35
Jul-12	050	009 - WKG Division	050.28197	050.2734.Balleys Farm Final	8,325.45	48.23	8,277.22
Jul-12	050	009 - WKG Division	050.28247	PRP.2734.Boatlanding Replc	3,718.34	23.33	3,695.01
Jul-12	050	009 - WKG Division	050.28329	PRP.2734.OrangelemonReplc.	32,258.81	189.57	32,070.24
Jul-12	050	009 - WKG Division	050.28383	050.2636.Breck Co. Airport	8,226.81	77.90	8,148.91
Jul-12	050	009 - WKG Division	050.28434	2737.DAN.ODORIZOR REPLACE	43,747.33	157.86	43,589.47
Jul-12	050	009 - WKG Division	050.28445	PRP.2734.MAIN Replc	660,045.31	2,353.30	657,692.01
Jul-12	050	009 - WKG Division	050.28465	050.2736.Hwy 41 Nortonville	4,011.33	18.31	3,993.02
Jul-12	050	009 - WKG Division	050.28560	PRP.2735.MORRIS LINE	272,437.18		272,437.18
Jul-12	050	009 - WKG Division	050.28572	PRP.2734.Creekwood Ave Replc	3,278.07	38.45	3,239.62
Jul-12	050	009 - WKG Division	050.28593	PRP.2737.HAR.MAGNOLIA-OFFICE	520,751.65	1,945.99	518,805.66
Jul-12	050	009 - WKG Division	050.28682	050.2634.Bruest Heaters	8,038.10	24.37	8,013.73
Jul-12	050	009 - WKG Division	050.28778	PRP.2734.6th and Breathitt	15,125.25	68.83	15,056.42
Jul-12	050	009 - WKG Division	050.28782	PRP.2609.Empire Fruithill	7,887,813.02	24,848.64	7,862,964.38
Jul-12	050	009 - WKG Division	050.28803	PRP.2654. Hanson St. Replacem	127,773.49	808.19	126,965.30
Jul-12	050	009 - WKG Division	050.28832	PRP.2734.Montague - Liberty	7,738.63	38.39	7,700.24
Jul-12	050	009 - WKG Division	050.28838	2612.Misc.Equipment	8,751.23		8,751.23
Jul-12	050	009 - WKG Division	050.28966	050.2735.Reynolds Rd. Ext.	9,548.98	40.79	9,508.19
Jul-12	050	009 - WKG Division	050.28972	KY Refub Meters	38,697.39	68.63	38,628.76
Jul-12	050	009 - WKG Division	050.28973	KY Emergency Regulators	19,154.79		19,154.79
Jul-12	050	009 - WKG Division	050.29043	050.2734.Forklift	8,153.80		8,153.80
Jul-12	050	009 - WKG Division	050.29055	Odorizer Replacement - Joppa	44,885.67	44.14	44,841.53
Jul-12	050	009 - WKG Division	050.29086	2737.2739.NEW PHONE SYSTEM	30,258.90		30,258.90
Jul-12	050	009 - WKG Division	050.29091	050.2609.Well Workovers	769,949.16	7,019.66	762,929.50
Jul-12	050	009 - WKG Division	050.29108	PRP.2737.HAR.PARKVIEW.CANE	154,175.57	211.77	153,963.80
Jul-12	050	009 - WKG Division	050.29109	PRP.2737.HAR.E OFFICE.GREENVI	194,992.21	378.18	194,614.03
Jul-12	050	009 - WKG Division	050.29157	Husband Rd Reg Sta Upgrade	2,191.67		2,191.67
Jul-12	050	009 - WKG Division	050.29199	2737.HARRODSBURG INDUST LINE	2,072,906.14	6,457.65	2,066,448.49
Jul-12	050	009 - WKG Division	050.29205	PRP.2635.WASH & ALLEY	51,290.57	230.74	51,059.83
Jul-12	050	009 - WKG Division	050.29411	PRP.2734.11th and Kenton	45,901.29	230.77	45,670.52
Jul-12	050	009 - WKG Division	050.29557	Commercial Industrial Meter	27,078.14	72.67	27,005.47
Jul-12	050	009 - WKG Division	050.29559	KY Correctors	45,012.51	22.89	44,989.62
Jul-12	050	009 - WKG Division	050.29564	2737.DANVILLE BASEMENT METERS	59,220.86	75.53	59,145.33
Jul-12	050	009 - WKG Division	050.29568	050.2636.Hot Cat Boiler	71,232.11	237.62	70,994.49
Jul-12	050	009 - WKG Division	050.29603	050.2637.NFriendship Project	3,654.49	15.01	3,639.48
Jul-12	050	009 - WKG Division	050.29806	PRP.2734.GREENLAWN AREA	303,749.91	835.22	302,914.69
Jul-12	050	009 - WKG Division	050.29845	050.2736.Rogers Group	18,602.99	32.65	18,570.34
Jul-12	050	009 - WKG Division	050.29906	050.2638.Hwy 45 Four Lane	167,456.20	313.00	167,143.20
Jul-12	050	009 - WKG Division	050.29945	PRP.2734.Morgantown Rd	3,996.25	11.78	3,984.47
Jul-12	050	009 - WKG Division	050.29950	KY Monitor Stations	2,603.30	4.14	2,599.16
Jul-12	050	009 - WKG Division	050.29953	Ky ECAT Replacement	45,760.78	72.72	45,688.06
Jul-12	050	009 - WKG Division	050.29954	YZ Covers	10,772.33	17.12	10,755.21
Jul-12	050	009 - WKG Division	050.29959	050.2734.Elrod Rd. Reloc	35,267.65	144.05	35,123.60
Jul-12	050	009 - WKG Division	050.30003	PRP.2736.EMPIRE DIST EXT	175,832.56	665.64	175,166.92
Jul-12	050	009 - WKG Division	050.30005	050.2636.Daniels Ln. Relo 2	67,525.82	143.14	67,382.68
Jul-12	050	009 - WKG Division	050.30045	PRP.2735 ROCKY HILL	213,778.40	482.99	213,295.41
Jul-12	050	009 - WKG Division	050.30061	2738.WOODHILL RD 2012	-1,539.50		-1,539.50
Jul-12	050	009 - WKG Division	050.30163	050.2734.Penn Dr. II	1,126.67	4.12	1,122.55
Jul-12	050	009 - WKG Division	050.30177	050.2638.W Vaughn Rd Ext	1,238.57		1,238.57
Jul-12	050	009 - WKG Division	050.30199	2738.WOODHILL RD 2011	5,901.71	10.48	5,891.23
Jul-12	050	009 - WKG Division	050.30241	050.Sir Charles Ct Ext II	1,056.48	1.63	1,054.85
Jul-12	050	009 - WKG Division	050.30242	050.2637.Ladera Ln Ext	14,680.84		14,680.84
Jul-12	050	009 - WKG Division	050.30252	PRP.2736.4TH ST REPL	374,976.12	659.51	374,316.61
Jul-12	050	009 - WKG Division	050.30318	050.2636.Poly Tapping Machine	19,779.15		19,779.15
Jul-12	050	009 - WKG Division	050.30328	050.2636.Payton Place	8,398.24	18.13	8,380.11
Jul-12	050	009 - WKG Division	050.30345	PRP.2735 PARK CITY	228,988.20		228,988.20
Jul-12	050	009 - WKG Division	050.30356	050.2734.WalnutExt Adairville	1,377.56	3.98	1,373.58
Jul-12	050	009 - WKG Division	050.30401	PRP.2734.MillsSt.atLincoln-AUB	388.25	0.66	387.59
Jul-12	050	009 - WKG Division	050.30402	PRP.2735.Green St. - Horse CV	569.66	0.96	568.70
Jul-12	050	009 - WKG Division	050.30440	Fence for Clover St Reg Sta	1,383.17	2.26	1,380.91
Jul-12	050	009 - WKG Division	050.30442	5CBA for Union city	6,568.46		6,568.46
Jul-12	050	009 - WKG Division	050.30565	050.2736.TB 2 Reg. Replacement	35,725.92	56.69	35,669.23
Jul-12	050	009 - WKG Division	050.30578	2739.MT EDEN REG REPLACEMENT	101,594.15	121.06	101,473.09
Jul-12	050	009 - WKG Division	050.30630	2739.CLOVERBROOK SEC 2b	2,029.35	3.44	2,025.91
Jul-12	050	009 - WKG Division	050.30751	050.2635.Eddyville TB Relocat	48,494.79	54.40	48,439.39
Jul-12	050	009 - WKG Division	050.30792	050.2635.Butt Fuse Machine	4,697.09		4,697.09
Jul-12	050	009 - WKG Division	050.30889	050.2636.Deer Valley 2	16,396.23	16.20	16,380.03
Jul-12	050	009 - WKG Division	050.30955	Ultra Shore Shoring Box	8,226.40		8,226.40
Jul-12	050	009 - WKG Division	050.30956	PRP.2734.CREASON-MARYLAN	107,796.48		107,796.48
Jul-12	050	009 - WKG Division	050.30958	050.2735SecuritySystemGlasgow	7,729.15		7,729.15
Jul-12	050	009 - WKG Division	050.30960	050.2734.Scottsville Rd.Reloc	27,202.83	30.33	27,172.50
Jul-12	050	009 - WKG Division	050.30962	050.2734.NSunrise 2 inch repl	4,777.02	3.39	4,773.63
Jul-12	050	009 - WKG Division	050.31037	050.2638.Dana Lane Ext	980.83	1.50	979.33
Jul-12	050	009 - WKG Division	050.31053	050.2734.Security System B.G.	8,685.29		8,685.29
Jul-12	050	009 - WKG Division	050.31061	050.2638.McGuire Rd Relocate	6,526.27	3.42	6,522.85
Jul-12	050	009 - WKG Division	050.31066	PRP.2638. Mayfield 2012	20,333.64	27.77	20,306.07
Jul-12	050	009 - WKG Division	050.31248	PRP.2636.BOSLEY & GRIFFITH	47,821.31	25.09	47,796.22
Jul-12	050	009 - WKG Division	050.31251	050.2638.Paris Rd Relocate	639.31	0.34	638.97
Jul-12	050	009 - WKG Division	050.31254	050.2635.Seven Springs	31,209.82	16.38	31,193.44
Jul-12	050	009 - WKG Division	050.31259	050.2638.Charles Dr Ext	760.29	0.40	759.89
Jul-12	050	009 - WKG Division	050.31275	050.2636.Burton Rd.	1,744.63	0.92	1,743.71
Jul-12	050	009 - WKG Division	050.31303	Wmson Equipment	2,141.13		2,141.13
Jul-12	050	009 - WKG Division	050.31323	050.2634.Hwy 262	1,484.72	0.78	1,483.94
Jul-12	050	009 - WKG Division	050.31329	050.2636.Palomino Place 2	1,744.63	0.92	1,743.71
Jul-12	050	009 - WKG Division	050.31389	050.2734.Warehouse-Lot-Russ.	96,249.67		96,249.67
Jul-12	050	009 - WKG Division	OH.050.17884	WKG State A&G Overhead	-380.21		-380.21
Jul-12	050	091 - Brentwood Division	050.16141	050.MO.HannibalIntegFunct2005.	3,954.33		3,954.33
Jul-12	050	091 - Brentwood Division	050.16152	050.TN.MorrisIntegFunct2005.	-13,094.04		-13,094.04

Month	Company	Service Area	Project	Project description	Cwip Balance	AFUDC	Cwip bal w/o Afudc
Jul-12	050	091 - Brentwood Division	050.16166	050.TN.MaryvilleIntegFunc12005.	9,872.29		9,872.29
Jul-12	050	091 - Brentwood Division	050.23778	TN.Franklin Integ RESI MEAS	538.50		538.50
Jul-12	050	091 - Brentwood Division	050.23779	TN.Maryville Integ RESI MEAS	1,077.01		1,077.01
Jul-12	050	091 - Brentwood Division	050.23781	TN.Mboro Integ RESI MEAS	1,153.39		1,153.39
Jul-12	050	091 - Brentwood Division	050.23782	TN.Shelbyville Integ RESI MEAS	538.50		538.50
Jul-12	050	091 - Brentwood Division	050.23790	GA.Gainesville Integ RESI MEAS	467.63		467.63
Jul-12	050	091 - Brentwood Division	050.23963	IL.Vandalia Integ COMM MEAS	77.18		77.18
Jul-12	050	091 - Brentwood Division	050.28341	3302.FY12.PCReplc-KMD	90,819.25		90,819.25
Jul-12	050	091 - Brentwood Division	050.28343	3302.FY12.MDTReplic	95,117.01		95,117.01
Jul-12	050	091 - Brentwood Division	050.28344	3302.FY12.Printer Replc	4,358.50		4,358.50
Jul-12	050	091 - Brentwood Division	050.28346	3302.FY12.ModemReplac.	5,290.30		5,290.30
Jul-12	050	091 - Brentwood Division	050.28551	050.096.3439.NA.HILLMANHWY2	104.36		104.36
Jul-12	050	091 - Brentwood Division	050.28773	3302.FY12.MSOffice 2010 Lic	38,575.39		38,575.39
Jul-12	050	091 - Brentwood Division	050.29888	050.093.3435.NA.U.S.NITROGEN	72.94		72.94
Jul-12	050	091 - Brentwood Division	OH.050.10000	UCG BU A&G Overhead	5,888.96	216,744.13	-210,855.17
Jul-12	050	091 - Brentwood Division	OH.050.10002	UCG TN State A&G Overhead	20,375.13		20,375.13
Aug-12	010	002 - Dallas Atmos Rate Division	010.10979	TXU GAS CIS Conversion	60,147.73		60,147.73
Aug-12	010	002 - Dallas Atmos Rate Division	010.11017	E.010 Waco Call Center	-58,124.44		-58,124.44
Aug-12	010	002 - Dallas Atmos Rate Division	010.11123	E.010 Reporting Package	112,738.13		112,738.13
Aug-12	010	002 - Dallas Atmos Rate Division	010.11245	010.1134.WNA_For_Advantage CSO	217,697.56		217,697.56
Aug-12	010	002 - Dallas Atmos Rate Division	010.11356	010.1137-e-mail-dis_ HR/LI&D	662,390.46		662,390.46
Aug-12	010	002 - Dallas Atmos Rate Division	010.11565	CIS Screens Phase 1.0_B FY10	337,172.54		337,172.54
Aug-12	010	002 - Dallas Atmos Rate Division	010.11571	FACTA-FY10 Security & Acct Ctr	296,859.97		296,859.97
Aug-12	010	002 - Dallas Atmos Rate Division	010.11580	Aligne Pipe - FY10	1,822,361.07		1,822,361.07
Aug-12	010	002 - Dallas Atmos Rate Division	010.11671	E.010.Billing Desktops	-8,124.68		-8,124.68
Aug-12	010	002 - Dallas Atmos Rate Division	010.11705	E.010.Dispatch Desktops	-5,877.98		-5,877.98
Aug-12	010	002 - Dallas Atmos Rate Division	010.11706	E.010.Rev Mgmt Analyst Laptops	-5,109.49		-5,109.49
Aug-12	010	002 - Dallas Atmos Rate Division	010.11707	E.010.Rev Mgmt 2nd Monitors	104.19		104.19
Aug-12	010	002 - Dallas Atmos Rate Division	010.11708	E.010.FY11 Ama CCC Building	194.00		194.00
Aug-12	010	002 - Dallas Atmos Rate Division	010.11774	Oracle EBS R12 Upgrd&IFRS Con	928,103.84		928,103.84
Aug-12	010	002 - Dallas Atmos Rate Division	010.11792	Energy Assistance Enhance	103,165.37		103,165.37
Aug-12	010	002 - Dallas Atmos Rate Division	010.12884	IVR and Softphone_Rewrite	993,120.11		993,120.11
Aug-12	010	002 - Dallas Atmos Rate Division	010.12985	Servie Line Project	139,632.21		139,632.21
Aug-12	010	002 - Dallas Atmos Rate Division	010.13018	Aligne IPF Interface Framework	178,185.48		178,185.48
Aug-12	010	002 - Dallas Atmos Rate Division	010.13799	Markview KCIC Enh Proj	209,916.98		209,916.98
Aug-12	010	002 - Dallas Atmos Rate Division	010.14473	Enterprise Risk & Safety	658,034.87		658,034.87
Aug-12	010	002 - Dallas Atmos Rate Division	010.14496	Windows 7 & Office 10 Upgrade	396,749.20		396,749.20
Aug-12	010	002 - Dallas Atmos Rate Division	010.14525	Small World Upgrade - 4.2	269,266.53		269,266.53
Aug-12	010	002 - Dallas Atmos Rate Division	010.14527	GIS Enhancement Phase II	16,236.03		16,236.03
Aug-12	010	002 - Dallas Atmos Rate Division	010.14626	Markview Enhancement	39,884.61		39,884.61
Aug-12	010	002 - Dallas Atmos Rate Division	010.14632	Rightfax Upgrade	53,915.76		53,915.76
Aug-12	010	002 - Dallas Atmos Rate Division	010.14718	2012 Disc Storage expansion	2,162,196.82		2,162,196.82
Aug-12	010	002 - Dallas Atmos Rate Division	010.14980	Phone System Upgrade	151,445.61		151,445.61
Aug-12	010	002 - Dallas Atmos Rate Division	010.14982	Meeting Exchange Upgrade FY12	95,290.92		95,290.92
Aug-12	010	002 - Dallas Atmos Rate Division	010.15037	Franklin Gas Control Hot Site	330,169.85		330,169.85
Aug-12	010	002 - Dallas Atmos Rate Division	010.15049	PC Refresh 2012	164,139.04		164,139.04
Aug-12	010	002 - Dallas Atmos Rate Division	010.15083	Shark Appliances	55,413.22		55,413.22
Aug-12	010	002 - Dallas Atmos Rate Division	010.15523	App Monitoring for SAP	414,132.87		414,132.87
Aug-12	010	002 - Dallas Atmos Rate Division	010.16200	IT-Equipment	3,603.74		3,603.74
Aug-12	010	002 - Dallas Atmos Rate Division	010.16581	Oracle R12 Upgrade	1,582,256.87		1,582,256.87
Aug-12	010	002 - Dallas Atmos Rate Division	010.16649	Office Furniture_1116	15,031.86		15,031.86
Aug-12	010	002 - Dallas Atmos Rate Division	010.16712	Line Locate Interface Upgrade	33,123.78		33,123.78
Aug-12	010	002 - Dallas Atmos Rate Division	010.16717	Conference Table-Dan	7,951.54		7,951.54
Aug-12	010	002 - Dallas Atmos Rate Division	010.16775	2 desktops w/dual monitors	2,766.39		2,766.39
Aug-12	010	002 - Dallas Atmos Rate Division	010.16822	HVAC System Gas Control	61,655.82		61,655.82
Aug-12	010	002 - Dallas Atmos Rate Division	010.16824	WK-Stations Gas Control	15,833.16		15,833.16
Aug-12	010	002 - Dallas Atmos Rate Division	010.16855	Laptop setup for Hanumara	1,766.39		1,766.39
Aug-12	010	002 - Dallas Atmos Rate Division	010.16882	Purchase TV-LCH-5th Floor	1,544.14		1,544.14
Aug-12	010	002 - Dallas Atmos Rate Division	010.16918	Laptops & DT's for Manny & Alicia	4,160.28		4,160.28
Aug-12	010	002 - Dallas Atmos Rate Division	010.17001	Stwr licenses for QA Lab upgrade	31,066.56		31,066.56
Aug-12	010	002 - Dallas Atmos Rate Division	010.17047	Spare machine for K. Malter	989.25		989.25
Aug-12	010	002 - Dallas Atmos Rate Division	010.17213	PlanIt - Security Upgrade	60,135.46		60,135.46
Aug-12	010	002 - Dallas Atmos Rate Division	010.17217	PlanIt - Reporting Enhancement	9,381.12		9,381.12
Aug-12	010	002 - Dallas Atmos Rate Division	010.17268	CKV-Lab_Equipment	11,893.43		11,893.43
Aug-12	010	002 - Dallas Atmos Rate Division	010.17270	Cyber Security enhance	180,566.44		180,566.44
Aug-12	010	002 - Dallas Atmos Rate Division	010.17299	LC3-Security_Cameras	5,432.76		5,432.76
Aug-12	010	002 - Dallas Atmos Rate Division	010.17349	CKV-Remodel-John McDiil	34,642.60		34,642.60
Aug-12	010	002 - Dallas Atmos Rate Division	010.17463	Comp Equipment_1128	1,360.00		1,360.00
Aug-12	010	002 - Dallas Atmos Rate Division	010.17601	MarkerBoard_ProjectionScreen	844.07		844.07
Aug-12	010	002 - Dallas Atmos Rate Division	010.17682	Laptop for Greg Waller	1,508.03		1,508.03
Aug-12	010	002 - Dallas Atmos Rate Division	010.17683	Bloomberg for Dan Mezler	556.56		556.56
Aug-12	010	002 - Dallas Atmos Rate Division	010.17938	LC3-1st Floor Trng Build Out	4,196.01		4,196.01
Aug-12	010	002 - Dallas Atmos Rate Division	OH.010.10000	Corporate A&G Overhead	-1,416,298.89		-1,416,298.89
Aug-12	010	012 - Call Center Division	010.10979	TXU GAS CIS Conversion	-60,147.73		-60,147.73
Aug-12	010	012 - Call Center Division	010.11017	E.010 Waco Call Center	58,124.44		58,124.44
Aug-12	010	012 - Call Center Division	010.11123	E.010 Reporting Package	-112,738.13		-112,738.13
Aug-12	010	012 - Call Center Division	010.11245	010.1134.WNA_For_Advantage CSO	-217,697.56		-217,697.56
Aug-12	010	012 - Call Center Division	010.11565	CIS Screens Phase 1.0_B FY10	-337,172.54		-337,172.54
Aug-12	010	012 - Call Center Division	010.11571	FACTA-FY10 Security & Acct Ctr	-296,859.97		-296,859.97
Aug-12	010	012 - Call Center Division	010.11671	E.010.Billing Desktops	8,124.68		8,124.68
Aug-12	010	012 - Call Center Division	010.11705	E.010.Dispatch Desktops	5,877.98		5,877.98
Aug-12	010	012 - Call Center Division	010.11706	E.010.Rev Mgmt Analyst Laptops	5,109.49		5,109.49
Aug-12	010	012 - Call Center Division	010.11707	E.010.Rev Mgmt 2nd Monitors	-104.19		-104.19
Aug-12	010	012 - Call Center Division	010.11773	Customer Service System	62,852,775.43	951,909.60	61,900,865.83
Aug-12	010	012 - Call Center Division	010.11792	Energy Assistance Enhance	-103,165.37		-103,165.37
Aug-12	010	012 - Call Center Division	010.14147	CC1228 Phase I Call Recording	90,426.10		90,426.10
Aug-12	010	012 - Call Center Division	010.14523	MapFrame Upgrade 4.3.2	315,735.72		315,735.72
Aug-12	010	012 - Call Center Division	010.14817	Aspect Licenses for 2012	55,651.10		55,651.10
Aug-12	010	012 - Call Center Division	010.14886	Rewrite IRV & Softphone App	1,193,375.74		1,193,375.74
Aug-12	010	012 - Call Center Division	010.14902	CCC Infrastructure Improvement	295,869.67		295,869.67
Aug-12	010	012 - Call Center Division	010.15308	Ops Mgmt Sys_CRM Comp Phase II	136,219.72		136,219.72
Aug-12	010	012 - Call Center Division	010.15835	PC Replacement - CCC FY12	8,657.00		8,657.00
Aug-12	010	012 - Call Center Division	010.16729	1228 - Call Recording 2-Phase	18,259.08		18,259.08
Aug-12	010	012 - Call Center Division	010.17395	Ice Maker & Rework Cabinetry	6,941.97		6,941.97
Aug-12	050	009 - WKG Division	050.21628	050.BGR.GIS.HWY 31W RELOC.	-3,329.55	5,099.98	-8,429.53
Aug-12	050	009 - WKG Division	050.21946	2738.GRN.E COLUMBIA RELOCATE	6,047.26	573.25	5,474.01
Aug-12	050	009 - WKG Division	050.23434	Hopkinsville 10-Inch Replacem	-6,500.00	62,536.93	69,036.93
Aug-12	050	009 - WKG Division	050.23560	050.2636.Insulators & Anodes	39,829.74		39,829.74

Month	Company	Service Area	Project	Project description	Cwip Balance	AFUDC	Cwip bal w/o Afudc
Aug-12 050	009	- WKG Division	050.24745	050.2635.Lafayette St.	1,255.44		1,255.44
Aug-12 050	009	- WKG Division	050.25128	050.2609.Hwy 60 Bypass Relo.	403,394.18	5,643.62	397,750.56
Aug-12 050	009	- WKG Division	050.25289	Pipe splitting tool for Shelbyville	-37.14		-37.14
Aug-12 050	009	- WKG Division	050.25348	050.2638.Water Valley Replace	15,550.62	33.90	15,516.72
Aug-12 050	009	- WKG Division	050.25359	050.2636.Reg. & Relief upgrades	44,936.90	680.63	44,256.27
Aug-12 050	009	- WKG Division	050.25441	050.2687.Prestwick Place Ext	8,334.25	44.41	8,289.84
Aug-12 050	009	- WKG Division	050.25675	050.2734.Cave.Mill.Sta.Ext.	6,353.67	57.84	6,295.83
Aug-12 050	009	- WKG Division	050.25695	050.2734.Penn Station Ext.	2,481.24	13.73	2,467.51
Aug-12 050	009	- WKG Division	050.26121	PRP.050.2734.Pritchardsville	-44.44	220.98	-265.42
Aug-12 050	009	- WKG Division	050.26766	050.2734.Magnolia Alley Replc	129,504.73	1,143.34	128,361.39
Aug-12 050	009	- WKG Division	050.26810	050.2734.Traditions III	8,129.60	53.80	8,075.80
Aug-12 050	009	- WKG Division	050.26897	055.2734.Nutwood-Neal-15th	260,440.16	2,693.74	257,746.42
Aug-12 050	009	- WKG Division	050.27003	050.2636.Southtown Relo.	54,522.84	407.98	54,114.86
Aug-12 050	009	- WKG Division	050.27096	050.PRP.2609.DanielsLn 8 Inch	150,577.75		150,577.75
Aug-12 050	009	- WKG Division	050.27218	Easements	42,873.38	123.93	42,749.45
Aug-12 050	009	- WKG Division	050.27291	050.2734.Cemetery Rd. Ext.	3,276.71	26.14	3,250.57
Aug-12 050	009	- WKG Division	050.28095	050.2734. Hwy 100 Pub. Impv.	186,008.08	1,318.47	184,689.61
Aug-12 050	009	- WKG Division	050.28119	050.2602.MD'Ts 2012	131,981.27		131,981.27
Aug-12 050	009	- WKG Division	050.28120	050.2602.Laptops and Desktops	120,218.42		120,218.42
Aug-12 050	009	- WKG Division	050.28131	050.2735.Old Munfordsville Ext	5,118.97	20.54	5,098.43
Aug-12 050	009	- WKG Division	050.28143	050.2734.Misc.Equipment	32,546.17		32,546.17
Aug-12 050	009	- WKG Division	050.28148	050.2735.Misc. Equipment	40,309.09		40,309.09
Aug-12 050	009	- WKG Division	050.28150	2737.DAN.EQUIPMENT 2012	31,252.84		31,252.84
Aug-12 050	009	- WKG Division	050.28160	050.2734.Hwy31W Reloc. B.G.	826,577.41	2,765.59	823,811.82
Aug-12 050	009	- WKG Division	050.28172	Replace ground bed	5,893.59	28.24	5,865.35
Aug-12 050	009	- WKG Division	050.28197	050.2734.Baileys Farm Final	8,325.45	48.23	8,277.22
Aug-12 050	009	- WKG Division	050.28247	PRP.2734.Boatlanding Replc	3,718.34	23.33	3,695.01
Aug-12 050	009	- WKG Division	050.28329	PRP.2734.OrangelmonReplc.	32,259.81	189.57	32,070.24
Aug-12 050	009	- WKG Division	050.28434	2737.DAN.ODORIZOR REPLACE	49,185.16	206.46	48,978.70
Aug-12 050	009	- WKG Division	050.28445	PRP.2734.MAIN RELOC	708,106.18	3,068.73	705,037.45
Aug-12 050	009	- WKG Division	050.28465	050.2736.Hwy 41 Nortonville	4,317.99	22.66	4,295.33
Aug-12 050	009	- WKG Division	050.28560	PRP.2735 MORRIS LINE	272,437.18		272,437.18
Aug-12 050	009	- WKG Division	050.28572	PRP.2734.Creekwood Ave Replc	3,278.07	38.45	3,239.62
Aug-12 050	009	- WKG Division	050.28593	PRP.2737.HAR.MAGNOLIA-OFFICE	649,259.96	2,557.88	646,702.08
Aug-12 050	009	- WKG Division	050.28682	050.2634.Bruest Heaters	8,038.10	24.37	8,013.73
Aug-12 050	009	- WKG Division	050.28778	PRP.2734.6th and Breathitt	15,125.25	68.83	15,056.42
Aug-12 050	009	- WKG Division	050.28782	PRP.2609.Empire Fruithill	8,110,065.61	33,217.04	8,076,848.57
Aug-12 050	009	- WKG Division	050.28832	PRP.2734.Montague - Liberty	7,738.63	38.39	7,700.24
Aug-12 050	009	- WKG Division	050.28838	2612.Misc.Equipment	8,751.23		8,751.23
Aug-12 050	009	- WKG Division	050.28966	050.2735.Reynolds Rd. Ext.	9,548.98	40.79	9,508.19
Aug-12 050	009	- WKG Division	050.28972	KY Refub Meters	38,737.95	109.19	38,628.76
Aug-12 050	009	- WKG Division	050.28973	KY Emergency Regulators	19,154.79		19,154.79
Aug-12 050	009	- WKG Division	050.29043	050.2734.Forklift	8,153.80		8,153.80
Aug-12 050	009	- WKG Division	050.29055	Odorizer Replacement - Joppa	44,872.43	44.14	44,828.29
Aug-12 050	009	- WKG Division	050.29086	2737.2739.NEW PHONE SYSTEM	30,258.90		30,258.90
Aug-12 050	009	- WKG Division	050.29091	050.2609.Well Workovers	770,718.50	7,820.72	762,897.78
Aug-12 050	009	- WKG Division	050.29108	PRP.2737.HAR.PARKVIEW.CANE	219,500.61	407.62	219,092.99
Aug-12 050	009	- WKG Division	050.29109	PRP.2737.HAR.E OFFICE.GREENVI	350,019.23	663.76	349,355.47
Aug-12 050	009	- WKG Division	050.29157	Husband Rd Reg Sta Upgrade	2,191.67		2,191.67
Aug-12 050	009	- WKG Division	050.29199	2737.HARRODSBURG INDUST LINE	7,117,511.76	8,649.69	7,108,862.07
Aug-12 050	009	- WKG Division	050.29411	PRP.2734.11th and Kenton	62,385.03	287.35	62,097.68
Aug-12 050	009	- WKG Division	050.29557	Commercial Industrial Meter	27,078.14	72.67	27,005.47
Aug-12 050	009	- WKG Division	050.29559	KY Correctors	45,059.75	70.13	44,989.62
Aug-12 050	009	- WKG Division	050.29564	2737.DANVILLE BASEMENT METERS	85,865.05	151.58	85,713.47
Aug-12 050	009	- WKG Division	050.29568	050.2636.Hot Cat Boiler	71,036.78	312.02	70,724.76
Aug-12 050	009	- WKG Division	050.29603	050.2637.NFriendship Project	3,654.49	15.01	3,639.48
Aug-12 050	009	- WKG Division	050.29806	PRP.2734.GREENLAWN AREA	305,080.47	1,153.81	303,926.66
Aug-12 050	009	- WKG Division	050.29845	050.2736.Rogers Group	18,924.96	52.31	18,872.65
Aug-12 050	009	- WKG Division	050.29906	050.2638.Hwy 45 Four Lane	193,211.67	501.92	192,709.75
Aug-12 050	009	- WKG Division	050.29945	PRP.2734.Morgantown Rd	4,000.43	15.96	3,984.47
Aug-12 050	009	- WKG Division	050.29948	KY RTU Upgrades	322.65	0.17	321.88
Aug-12 050	009	- WKG Division	050.29950	KY Monitor Stations	43,920.46	28.55	43,891.91
Aug-12 050	009	- WKG Division	050.29953	Ky ECAT Replacement	45,760.78	72.72	45,688.06
Aug-12 050	009	- WKG Division	050.29954	YZ Covers	10,772.33	17.12	10,755.21
Aug-12 050	009	- WKG Division	050.29959	050.2734.Elrud Rd. Reloc	35,304.53	180.93	35,123.60
Aug-12 050	009	- WKG Division	050.30003	PRP.2736.EMPIRE DIST EXT	176,569.36	849.86	175,719.50
Aug-12 050	009	- WKG Division	050.30005	050.2636.Daniels Ln. Relo 2	70,873.84	215.61	70,658.23
Aug-12 050	009	- WKG Division	050.30045	PRP.2735 ROCKY HILL	213,866.11	706.88	213,159.23
Aug-12 050	009	- WKG Division	050.30163	050.2734.Penn Dr. II	1,126.67	4.12	1,122.55
Aug-12 050	009	- WKG Division	050.30177	050.2638.W.Vaughn Rd Ext	1,283.92		1,283.92
Aug-12 050	009	- WKG Division	050.30241	050.Sir Charles Ct Ext II	1,044.34	2.73	1,041.61
Aug-12 050	009	- WKG Division	050.30242	050.2637.Ladera Ln Ext	20,329.40		20,329.40
Aug-12 050	009	- WKG Division	050.30252	PRP.2736.4TH ST REPL	419,370.61	1,075.63	418,294.98
Aug-12 050	009	- WKG Division	050.30290	2738.GRN.HP RELO SUMMERSVILL	2,753.56	1.44	2,752.12
Aug-12 050	009	- WKG Division	050.30328	050.2636.Payton Place	16,040.74	30.93	16,009.81
Aug-12 050	009	- WKG Division	050.30345	PRP.2735 PARK CITY	301,273.98		301,273.98
Aug-12 050	009	- WKG Division	050.30356	050.2734.WalnutExt Adairville	1,379.00	5.42	1,373.58
Aug-12 050	009	- WKG Division	050.30401	PRP.2734.MillSt.atLincoln-AUB	388.25	0.66	387.59
Aug-12 050	009	- WKG Division	050.30402	PRP.2735.Green St. - Horse CV	569.66	0.96	568.70
Aug-12 050	009	- WKG Division	050.30440	Fence for Clover St Reg Sta	1,383.17	2.26	1,380.91
Aug-12 050	009	- WKG Division	050.30442	SCBA for Union city	6,568.46		6,568.46
Aug-12 050	009	- WKG Division	050.30565	050.2736.TB 2 Reg. Replacement	39,009.06	95.85	38,913.21
Aug-12 050	009	- WKG Division	050.30578	2739.MT EDEN REG REPLACEMENT	111,887.91	232.95	111,654.96
Aug-12 050	009	- WKG Division	050.30630	2739.CLOVERBROOK SEC 3b	2,029.35	3.44	2,025.91
Aug-12 050	009	- WKG Division	050.30730	050.2637.Lightfoot Rd Ext	-1,988.95		-1,988.95
Aug-12 050	009	- WKG Division	050.30751	050.2635.Eddyville TB Relocat	49,230.63	105.62	49,125.01
Aug-12 050	009	- WKG Division	050.30955	Ultra Shore Shoring Box	8,711.48		8,711.48
Aug-12 050	009	- WKG Division	050.30956	PRP.2734.CREASON-MARYIAN	125,533.12		125,533.12
Aug-12 050	009	- WKG Division	050.30958	050.2735SecuritySystemGlasgow	7,729.15		7,729.15
Aug-12 050	009	- WKG Division	050.30960	050.2734.Scottsville Rd.Reloc	29,749.06	60.18	29,688.88
Aug-12 050	009	- WKG Division	050.30962	050.2734.NSunrise 2 Inch repl	10,502.25	11.40	10,490.85
Aug-12 050	009	- WKG Division	050.31037	050.2638.Dana Lane Ext	974.80	2.52	972.28
Aug-12 050	009	- WKG Division	050.31053	050.2734.Security System B.G.	11,949.61		11,949.61
Aug-12 050	009	- WKG Division	050.31061	050.2638.McGuire Rd Relocate	6,388.67	10.19	6,378.48
Aug-12 050	009	- WKG Division	050.31066	PRP.2638. Mayfield 2012	65,755.22	72.91	65,682.31
Aug-12 050	009	- WKG Division	050.31248	PRP.2636.BOSLEY & GRIFFITH	106,877.26	105.98	106,771.28
Aug-12 050	009	- WKG Division	050.31251	050.2638.Paris Rd Relocate	695.65	1.04	694.61
Aug-12 050	009	- WKG Division	050.31254	050.2635.Seven Springs	74,401.39	71.78	74,329.61

Month	Company	Service Area	Project	Project description	Cwip Balance	AFUDC	Cwip bal w/o Afudc
Aug-12	050	009 - WKG Division	050.31259	050.2638.Charles Dr Ext	-848.90	0.40	-849.30
Aug-12	050	009 - WKG Division	050.31261	050.2635.Industrial Dr	1,140.28	0.60	1,139.68
Aug-12	050	009 - WKG Division	050.31303	Wmson Equipment	2,141.13		2,141.13
Aug-12	050	009 - WKG Division	050.31323	050.2634.Hwy 262	29.96	1.57	28.39
Aug-12	050	009 - WKG Division	050.31329	050.2636.Palomino Place 2	2,211.40	2.99	2,208.41
Aug-12	050	009 - WKG Division	050.31339	050.2734.Oak Hills Dr. Ext	5,545.97	2.91	5,543.06
Aug-12	050	009 - WKG Division	050.31389	050.2734.Warehouse-Lot-Russ.	99,134.23		99,134.23
Aug-12	050	009 - WKG Division	050.31419	050.2638.Casablanca Ext	1,023.06	0.54	1,022.52
Aug-12	050	009 - WKG Division	050.31446	2736.Fence @ 19th&WoodmlH	8,516.32		8,516.32
Aug-12	050	009 - WKG Division	050.31466	050.2636.Industrial Dr.	71,302.61	37.41	71,265.20
Aug-12	050	009 - WKG Division	050.31529	PRP.2636.Allen St. Alley	404.44	0.21	404.23
Aug-12	050	009 - WKG Division	050.31536	050.2634.Hwy 425	1,851.93	0.97	1,850.96
Aug-12	050	009 - WKG Division	050.31601	050.2636.Winning Colors Way	1,490.93	0.78	1,490.15
Aug-12	050	009 - WKG Division	050.31726	PRP.2636.FORD & GRIFFITH PL W	4,978.43	2.61	4,975.82
Aug-12	050	009 - WKG Division	050.31735	050.009.OMU Uprate 040.11988	134,528.00		134,528.00
Aug-12	050	009 - WKG Division	OH.050.17884	WKG State A&G Overhead	-38,298.31		-38,298.31
Aug-12	050	091 - Brentwood Division	050.16141	050.MO.HannibalIntegFunct2005.	3,954.33		3,954.33
Aug-12	050	091 - Brentwood Division	050.16152	050.TN.MorrisIntegFunct2005.	-13,094.04		-13,094.04
Aug-12	050	091 - Brentwood Division	050.16166	050.TN.MaryvilleIntegFunct2005.	9,872.29		9,872.29
Aug-12	050	091 - Brentwood Division	050.23778	TN.Franklin Integ RESI MEAS	538.50		538.50
Aug-12	050	091 - Brentwood Division	050.23779	TN.Maryville Integ RESI MEAS	1,077.01		1,077.01
Aug-12	050	091 - Brentwood Division	050.23781	TN.Mboro Integ RESI MEAS	1,153.39		1,153.39
Aug-12	050	091 - Brentwood Division	050.23782	TN.Shelbyville Integ RESI MEAS	538.50		538.50
Aug-12	050	091 - Brentwood Division	050.23790	GA.Gainesville Integ RESI MEAS	467.63		467.63
Aug-12	050	091 - Brentwood Division	050.23963	H.Vandalia Integ COMM MEAS	77.18		77.18
Aug-12	050	091 - Brentwood Division	050.25383	050.3302.MDT 2011	-49.75		-49.75
Aug-12	050	091 - Brentwood Division	050.28341	3302.FY12.PCReplc-KMD	124,726.20		124,726.20
Aug-12	050	091 - Brentwood Division	050.28343	3302.FY12.MDTReplc	95,117.01		95,117.01
Aug-12	050	091 - Brentwood Division	050.28344	3302.FY12.Printer Replc	4,358.50		4,358.50
Aug-12	050	091 - Brentwood Division	050.28346	3302.FY12.ModernReplc.	5,366.38		5,366.38
Aug-12	050	091 - Brentwood Division	050.28551	050.096.3499.NA.HILLMANHWY2	104.36		104.36
Aug-12	050	091 - Brentwood Division	050.28773	3302.FY12.MSOFFICE 2010 Lic	38,575.39		38,575.39
Aug-12	050	091 - Brentwood Division	050.29888	050.093.3435.NA.US.NITROGEN	72.94		72.94
Aug-12	050	091 - Brentwood Division	OH.050.10000	UCG BU A&G Overhead	-13,791.09	216,744.13	-230,535.22
Aug-12	050	091 - Brentwood Division	OH.050.10002	UCG TN State A&G Overhead	20,375.13		20,375.13
Sep-12	010	002 - Dallas Atmos Rate Division	010.10979	TXU GAS CIS Conversion	60,147.73		60,147.73
Sep-12	010	002 - Dallas Atmos Rate Division	010.11017	E.010 Waco Call Center	-58,124.44		-58,124.44
Sep-12	010	002 - Dallas Atmos Rate Division	010.11123	E.010 Reporting Package	112,738.13		112,738.13
Sep-12	010	002 - Dallas Atmos Rate Division	010.11245	010.1134.WNA_For_Advantage[CSO	217,697.56		217,697.56
Sep-12	010	002 - Dallas Atmos Rate Division	010.11356	010.1137-e-mail-dis_[HR/L/L&D	662,390.46		662,390.46
Sep-12	010	002 - Dallas Atmos Rate Division	010.11565	CIS Screens Phase 1.0_B FY10	337,172.54		337,172.54
Sep-12	010	002 - Dallas Atmos Rate Division	010.11571	FACTA-FY10 Security & Acct Ctr	296,859.97		296,859.97
Sep-12	010	002 - Dallas Atmos Rate Division	010.11580	Aligne Pipe - FY10	1,949,032.77		1,949,032.77
Sep-12	010	002 - Dallas Atmos Rate Division	010.11671	E.010.Billing Desktops	-8,124.68		-8,124.68
Sep-12	010	002 - Dallas Atmos Rate Division	010.11705	E.010.Dispatch Desktops	-5,877.98		-5,877.98
Sep-12	010	002 - Dallas Atmos Rate Division	010.11706	E.010.Rev Mgmt Analyst Laptops	-5,109.49		-5,109.49
Sep-12	010	002 - Dallas Atmos Rate Division	010.11707	E.010.Rev Mgmt 2nd Monitors	104.19		104.19
Sep-12	010	002 - Dallas Atmos Rate Division	010.11708	E.010.FY11 Ama CCC Building	194.00		194.00
Sep-12	010	002 - Dallas Atmos Rate Division	010.11774	Oracle EBS R12 Upgrd&IFRS Con	925,506.18		925,506.18
Sep-12	010	002 - Dallas Atmos Rate Division	010.11792	Energy Assistance Enhance	103,165.37		103,165.37
Sep-12	010	002 - Dallas Atmos Rate Division	010.12884	HVR and Softphone Rewrite	993,120.11		993,120.11
Sep-12	010	002 - Dallas Atmos Rate Division	010.12985	Servie Line Project	139,632.21		139,632.21
Sep-12	010	002 - Dallas Atmos Rate Division	010.13018	Aligne iPP Interface Framework	178,185.48		178,185.48
Sep-12	010	002 - Dallas Atmos Rate Division	010.14473	Enterprise Risk & Safety	708,329.60		708,329.60
Sep-12	010	002 - Dallas Atmos Rate Division	010.14496	Windows 7 & Office 10 Upgrade	491,451.43		491,451.43
Sep-12	010	002 - Dallas Atmos Rate Division	010.14525	Small World Upgrade - 4.2	266,486.82		266,486.82
Sep-12	010	002 - Dallas Atmos Rate Division	010.14527	GIS Enhancement Phase II	16,236.03		16,236.03
Sep-12	010	002 - Dallas Atmos Rate Division	010.14626	Markview Enhancement	39,884.61		39,884.61
Sep-12	010	002 - Dallas Atmos Rate Division	010.14632	Rightfax upgrade	53,474.24		53,474.24
Sep-12	010	002 - Dallas Atmos Rate Division	010.14718	2012 Disc Storage expansion	2,162,153.10		2,162,153.10
Sep-12	010	002 - Dallas Atmos Rate Division	010.15037	Franklin Gas Control Hot Site	531,612.86		531,612.86
Sep-12	010	002 - Dallas Atmos Rate Division	010.15049	PC Refresh 2012	262,387.65		262,387.65
Sep-12	010	002 - Dallas Atmos Rate Division	010.15088	Shark Appliances	55,413.22		55,413.22
Sep-12	010	002 - Dallas Atmos Rate Division	010.15523	App Monitoring for SAP	545,492.66		545,492.66
Sep-12	010	002 - Dallas Atmos Rate Division	010.16200	IT-Equipment	3,603.74		3,603.74
Sep-12	010	002 - Dallas Atmos Rate Division	010.16581	Oracle R12 Upgrade	1,841,570.16		1,841,570.16
Sep-12	010	002 - Dallas Atmos Rate Division	010.16649	Office Furniture_1116	15,541.36		15,541.36
Sep-12	010	002 - Dallas Atmos Rate Division	010.16712	Line Locate Interface Upgrade	34,757.81		34,757.81
Sep-12	010	002 - Dallas Atmos Rate Division	010.16775	2 desktops w/dual monitors	2,759.87		2,759.87
Sep-12	010	002 - Dallas Atmos Rate Division	010.16822	HVAC System Gas Control	59,854.03		59,854.03
Sep-12	010	002 - Dallas Atmos Rate Division	010.16824	WK-Station Gas Control	32,059.91		32,059.91
Sep-12	010	002 - Dallas Atmos Rate Division	010.16855	Laptop setup for Hanumara	1,766.39		1,766.39
Sep-12	010	002 - Dallas Atmos Rate Division	010.16882	Purchase TV-LCIII-5th Floor	1,544.14		1,544.14
Sep-12	010	002 - Dallas Atmos Rate Division	010.16918	Laptops & DT's for Manny & Alicia	4,150.49		4,150.49
Sep-12	010	002 - Dallas Atmos Rate Division	010.17001	Sftwr licenses for QA Lab upgrade	31,066.56		31,066.56
Sep-12	010	002 - Dallas Atmos Rate Division	010.17047	Spare machine for K. Maltier	960.30		960.30
Sep-12	010	002 - Dallas Atmos Rate Division	010.17213	Plantit - Security Upgrade	60,135.46		60,135.46
Sep-12	010	002 - Dallas Atmos Rate Division	010.17217	Plantit - Reporting Enhancement	9,381.12		9,381.12
Sep-12	010	002 - Dallas Atmos Rate Division	010.17270	Cyber Security enhance	234,657.08		234,657.08
Sep-12	010	002 - Dallas Atmos Rate Division	010.17299	LC3-Security_Cameras	5,559.05		5,559.05
Sep-12	010	002 - Dallas Atmos Rate Division	010.17349	CKV-Remodel-John McMill	37,572.98		37,572.98
Sep-12	010	002 - Dallas Atmos Rate Division	010.17463	Comp Equipment_1128	1,345.00		1,345.00
Sep-12	010	002 - Dallas Atmos Rate Division	010.17601	MarkerBoard_ProjectionScreen	2,380.53		2,380.53
Sep-12	010	002 - Dallas Atmos Rate Division	010.17682	laptop for Greg Waller	1,582.48		1,582.48
Sep-12	010	002 - Dallas Atmos Rate Division	010.17683	Bloomberg for Dan Meziere	1,461.79		1,461.79
Sep-12	010	002 - Dallas Atmos Rate Division	010.17938	LC3-1st Floor Trng Build Out	176,244.80		176,244.80
Sep-12	010	002 - Dallas Atmos Rate Division	010.18158	Franklin Gas Control Simulator	46,441.20		46,441.20
Sep-12	010	002 - Dallas Atmos Rate Division	010.18173	StorageBldg-TN	3,200.30		3,200.30
Sep-12	010	002 - Dallas Atmos Rate Division	010.18245	AP Scanner	4,276.15		4,276.15
Sep-12	010	002 - Dallas Atmos Rate Division	010.18377	New-Orleans_Phone System	7,770.72		7,770.72
Sep-12	010	002 - Dallas Atmos Rate Division	OH.010.10000	Corporate A&G Overhead	-204.20		-204.20
Sep-12	010	012 - Call Center Division	010.10979	TXU GAS CIS Conversion	-60,147.73		-60,147.73
Sep-12	010	012 - Call Center Division	010.11017	E.010 Waco Call Center	58,124.44		58,124.44
Sep-12	010	012 - Call Center Division	010.11123	E.010 Reporting Package	-112,738.13		-112,738.13
Sep-12	010	012 - Call Center Division	010.11245	010.1134.WNA_For_Advantage[CSO	-217,697.56		-217,697.56
Sep-12	010	012 - Call Center Division	010.11565	CIS Screens Phase 1.0_B FY10	-337,172.54		-337,172.54
Sep-12	010	012 - Call Center Division	010.11571	FACTA-FY10 Security & Acct Ctr	-296,859.97		-296,859.97
Sep-12	010	012 - Call Center Division	010.11671	E.010.Billing Desktops	8,124.68		8,124.68

Month	Company	Service Area	Project	Project description	Cwip Balance	AFUDC	Cwip bal w/o Afude
Sep-12	010	012 - Call Center Division	010.11705	E.010.Dispatch Desktops	5,877.98		5,877.98
Sep-12	010	012 - Call Center Division	010.11705	E.010.Rev Mgmt Analyst Laptops	5,109.49		5,109.49
Sep-12	010	012 - Call Center Division	010.11707	E.010.Rev Mgmt 2nd Monitors	-104.19		-104.19
Sep-12	010	012 - Call Center Division	010.11773	Customer Service System	64,037,066.77	1,015,322.81	63,021,743.96
Sep-12	010	012 - Call Center Division	010.11792	Energy Assistance Enhance	-103,165.37		-103,165.37
Sep-12	010	012 - Call Center Division	010.14523	MapFrame Upgrade 4.3.2	387,882.70		387,882.70
Sep-12	010	012 - Call Center Division	010.14817	Aspect Licenses for 2012	55,651.10		55,651.10
Sep-12	010	012 - Call Center Division	010.14886	Rewrite IRV & Softphone App	1,495,305.33		1,495,305.33
Sep-12	010	012 - Call Center Division	010.14902	CCC Infrastructure Improvement	371,982.78		371,982.78
Sep-12	010	012 - Call Center Division	010.15835	PC Replacement - CCC FY12	35,121.29		35,121.29
Sep-12	010	012 - Call Center Division	010.16729	1228 - Call Recording 2-Phase	23,687.96		23,687.96
Sep-12	010	012 - Call Center Division	010.18101	CC1228-2 PC's w/Dual Monitors	2,965.14		2,965.14
Sep-12	010	012 - Call Center Division	010.18354	CC1212-Waco-Concrete slab/Door	5,710.96		5,710.96
Sep-12	050	009 - WKG Division	050.21628	050.BGR.GIS.HWY 31W RELOC.	-3,329.53	5,099.98	-8,429.53
Sep-12	050	009 - WKG Division	050.23434	Hopkinsville 10-inch Replacem	-6,500.00	62,536.93	-69,036.93
Sep-12	050	009 - WKG Division	050.23910	BowlingGreenLeakMains	34,584.01		34,584.01
Sep-12	050	009 - WKG Division	050.25289	Pipe splitting tool for Shelbyville	-37.14		-37.14
Sep-12	050	009 - WKG Division	050.25348	050.2638.Water Valley Replace	14,972.65	33.90	14,938.75
Sep-12	050	009 - WKG Division	050.25359	050.2636.Reg. & Relief upgrades	47,415.51	726.78	46,688.73
Sep-12	050	009 - WKG Division	050.25441	050.2637.Prestwick Place Ext	8,334.25	44.41	8,289.84
Sep-12	050	009 - WKG Division	050.26121	PRP.050.2734.Pritchardsville	-44.44	220.98	-265.42
Sep-12	050	009 - WKG Division	050.27003	050.2636.Southtown Relo.	54,522.84	407.98	54,114.86
Sep-12	050	009 - WKG Division	050.27096	050.PRP.2609.Danielstn 8 Inch	150,577.75		150,577.75
Sep-12	050	009 - WKG Division	050.27218	Easements	42,873.38	123.93	42,749.45
Sep-12	050	009 - WKG Division	050.28172	Replace ground bed	5,893.59	28.24	5,865.35
Sep-12	050	009 - WKG Division	050.28445	PRP.2734.MAIN Replc	779,227.46	3,812.03	775,415.43
Sep-12	050	009 - WKG Division	050.28682	050.2634.Bruest Heaters	8,038.10	24.37	8,013.73
Sep-12	050	009 - WKG Division	050.28782	PRP.2609.Empire Fruithill	8,588,457.01	41,562.13	8,546,894.88
Sep-12	050	009 - WKG Division	050.29055	Odorizer Replacement - Joppa	44,837.04	44.14	44,792.90
Sep-12	050	009 - WKG Division	050.29091	050.2609.Well Workovers	866,547.69	8,638.94	857,908.75
Sep-12	050	009 - WKG Division	050.29157	Husband Rd Reg Sta Upgrade	2,191.67		2,191.67
Sep-12	050	009 - WKG Division	050.29564	2737.DANVILLE BASEMENT METERS	232,467.86	310.67	232,157.19
Sep-12	050	009 - WKG Division	050.29603	050.2637.Friendship Project	3,654.49	15.01	3,639.48
Sep-12	050	009 - WKG Division	050.29845	050.2736.Rogers Group	18,994.74	71.26	18,923.48
Sep-12	050	009 - WKG Division	050.29906	050.2638.Hwy 45 Four Lane	201,104.47	698.98	200,405.49
Sep-12	050	009 - WKG Division	050.29948	KY RTU Upgrades	22,613.55	11.63	22,601.92
Sep-12	050	009 - WKG Division	050.29950	KY Monitor Stations	42,260.03	50.09	42,209.94
Sep-12	050	009 - WKG Division	050.29953	Ky ECAT Replacement	45,760.78	72.72	45,688.06
Sep-12	050	009 - WKG Division	050.30003	PRP.2736.EMPIRE DIST EXT	176,683.85	1,026.40	175,657.45
Sep-12	050	009 - WKG Division	050.30177	050.2638.W.Vaughn Rd Ext	1,224.52		1,224.52
Sep-12	050	009 - WKG Division	050.30241	050.Sir Charles Ct Ext II	1,049.92	3.78	1,046.14
Sep-12	050	009 - WKG Division	050.30242	050.2637.Ladera Ln Ext	19,103.56		19,103.56
Sep-12	050	009 - WKG Division	050.30252	PRP.2736.4TH ST REPL	510,510.87	1,540.34	508,970.53
Sep-12	050	009 - WKG Division	050.30290	2738.GRN.HP RELO SUMMERSVILL	4,216.58	4.92	4,211.66
Sep-12	050	009 - WKG Division	050.30345	PRP.2735.PARK CITY	438,251.37		438,251.37
Sep-12	050	009 - WKG Division	050.30440	Fence for Clover St Reg Sta	1,383.17	2.26	1,380.91
Sep-12	050	009 - WKG Division	050.30442	SCBA for Union city	6,568.46		6,568.46
Sep-12	050	009 - WKG Division	050.30565	050.2736.TB 2 Reg. Replacement	46,792.06	138.68	46,553.38
Sep-12	050	009 - WKG Division	050.30630	2739.CLOVERBROOK SEC 3b	2,029.35	3.44	2,025.91
Sep-12	050	009 - WKG Division	050.30740	050.2637.Lightfoot Rd Ext	6,075.42	2.04	6,073.38
Sep-12	050	009 - WKG Division	050.30955	Ultra Shore Shoring Box	8,334.12		8,334.12
Sep-12	050	009 - WKG Division	050.31037	050.2638.Dana Lane Ext	978.19	3.50	974.69
Sep-12	050	009 - WKG Division	050.31061	050.2638.McGuire Rd Relocate	6,082.68	16.42	6,066.26
Sep-12	050	009 - WKG Division	050.31066	PRP.2638.Mayfield 2012	186,694.67	199.07	186,495.60
Sep-12	050	009 - WKG Division	050.31248	PRP.2636.BOSLEY & GRIFFITH	172,956.44	245.58	172,710.86
Sep-12	050	009 - WKG Division	050.31251	050.2638.Paris Rd Relocate	524.29	1.65	522.64
Sep-12	050	009 - WKG Division	050.31254	050.2635.Seven Springs	93,336.60	155.61	93,180.99
Sep-12	050	009 - WKG Division	050.31259	050.2638.Charles Dr Ext	2,678.92	1.31	2,677.61
Sep-12	050	009 - WKG Division	050.31303	Wmson Equipment	2,042.51		2,042.51
Sep-12	050	009 - WKG Division	050.31419	050.2638.Casablanca Ext	953.26	1.53	951.73
Sep-12	050	009 - WKG Division	050.31466	050.2636.Industrial Dr.	116,503.51	131.27	116,372.24
Sep-12	050	009 - WKG Division	050.31509	2739.LOCUST CRK 9a 2012	156.98	0.08	156.90
Sep-12	050	009 - WKG Division	050.31529	PRP.2636.Allen St. Alley	386.39	0.61	385.78
Sep-12	050	009 - WKG Division	050.31536	050.2634.Hwy 425	6,506.53	5.15	6,501.38
Sep-12	050	009 - WKG Division	050.31615	050.2602.Laptop and Desktop 2	14,153.73		14,153.73
Sep-12	050	009 - WKG Division	050.31653	050.2734.Three Springs Reloc.	23,542.55	11.77	23,530.78
Sep-12	050	009 - WKG Division	050.31669	050.2734.Oak Ridge Replc.	6,057.00	3.03	6,053.97
Sep-12	050	009 - WKG Division	050.31690	050.2734.S.Glen Ext.	16,273.56	8.13	16,265.43
Sep-12	050	009 - WKG Division	050.31691	050.2734.Springfield VII-A	4,873.78	2.44	4,871.34
Sep-12	050	009 - WKG Division	050.31693	PRP.2734.FAIR ST	51,562.54		51,562.54
Sep-12	050	009 - WKG Division	050.31726	PRP.2636.FORD & GRIFFITH PL W	100,415.15	55.28	100,359.87
Sep-12	050	009 - WKG Division	050.31735	050.009.OMU Uprate 040.11988	134,528.00		134,528.00
Sep-12	050	009 - WKG Division	050.31830	PRP.2735.WEST HORSE CAVE	27,384.90	11.19	27,373.71
Sep-12	050	009 - WKG Division	050.31833	PRP.2738.AIRPORT RD.LEB.SPR	9,790.31	4.89	9,785.42
Sep-12	050	009 - WKG Division	050.31914	050.2734.WestStBare Replc.	2,957.19	1.48	2,955.71
Sep-12	050	009 - WKG Division	050.31922	055.2734.Main - Wrenwood 2 In	1,931.38	0.97	1,930.41
Sep-12	050	009 - WKG Division	050.31923	050.2637.MCHS Ext	11,221.73		11,221.73
Sep-12	050	009 - WKG Division	050.31956	050.2637.Clinton Rd Relocate	22,834.17		22,834.17
Sep-12	050	009 - WKG Division	050.32025	050.2636.River Rd.	790.78	0.40	790.38
Sep-12	050	009 - WKG Division	050.32054	050.2636.Hospital Loop Ext.	764.91	0.38	764.53
Sep-12	050	009 - WKG Division	050.17884	WKG State A&G Overhead	-380.21		-380.21
Sep-12	050	091 - Brentwood Division	050.16141	050.MO.HannibalIntegFunct2005.	3,954.33		3,954.33
Sep-12	050	091 - Brentwood Division	050.16152	050.TN.MorrisIntegFunct2005.	-13,094.04		-13,094.04
Sep-12	050	091 - Brentwood Division	050.16166	050.TN.MaryvilleIntegFunct2005.	9,872.29		9,872.29
Sep-12	050	091 - Brentwood Division	050.23778	TN Franklin Integ RESI MEAS	538.50		538.50
Sep-12	050	091 - Brentwood Division	050.23779	TN Maryville Integ RESI MEAS	1,077.01		1,077.01
Sep-12	050	091 - Brentwood Division	050.23781	TN Mboron Integ RESI MEAS	1,153.39		1,153.39
Sep-12	050	091 - Brentwood Division	050.23782	TN Shelbyville Integ RESI MEAS	538.50		538.50
Sep-12	050	091 - Brentwood Division	050.23790	GA.Gainesville Integ RESI MEAS	467.63		467.63
Sep-12	050	091 - Brentwood Division	050.23963	IL.Vandalia Integ COMM MEAS	77.18		77.18
Sep-12	050	091 - Brentwood Division	050.25383	050.3302.MDT 2011	-47.56		-47.56
Sep-12	050	091 - Brentwood Division	050.28341	3302.FY12.PCReplc-KMD	123,233.12		123,233.12
Sep-12	050	091 - Brentwood Division	050.28343	3302.FY12.MDTPreplc	95,117.01		95,117.01
Sep-12	050	091 - Brentwood Division	050.28344	3302.FY12.Printer Replc	4,797.82		4,797.82
Sep-12	050	091 - Brentwood Division	050.28346	3302.FY12.ModernReplc.	5,326.81		5,326.81
Sep-12	050	091 - Brentwood Division	050.28551	050.096.3439.NA.HILMANHWY2	104.36		104.36
Sep-12	050	091 - Brentwood Division	050.28773	3302.FY12.MSoffice 2010 Lic	38,575.39		38,575.39
Sep-12	050	091 - Brentwood Division	050.29888	050.093.3435.NA.US.NITROGEN	72.94		72.94

Month	Company	Service Area	Project	Project description	Cwlp Balance	AFUDC	Cwlp bal w/o Afudc
Sep-12	050	091 - Brentwood Division	OH.050.10000	UCG BU A&G Overhead	-7,283.38	216,744.13	-224,027.51
Sep-12	050	091 - Brentwood Division	OH.050.10002	UCG TN State A&G Overhead	20,375.13		20,375.13
Oct-12	010	002 - Dallas Atmos Rate Division	010.10979	TXU GAS CIS Conversion	60,147.73		60,147.73
Oct-12	010	002 - Dallas Atmos Rate Division	010.11017	E.010 Waco Call Center	-58,124.44		-58,124.44
Oct-12	010	002 - Dallas Atmos Rate Division	010.11123	E.010 Reporting Package	112,738.13		112,738.13
Oct-12	010	002 - Dallas Atmos Rate Division	010.11245	010.1134.WNA_For_Advantage CSO	217,697.56		217,697.56
Oct-12	010	002 - Dallas Atmos Rate Division	010.11356	010.1137-e-malle-dis_HR/L&D	662,390.46		662,390.46
Oct-12	010	002 - Dallas Atmos Rate Division	010.11565	CIS Screens Phase 1.0_B FY10	337,172.54		337,172.54
Oct-12	010	002 - Dallas Atmos Rate Division	010.11571	FACTA-FY10 Security & Acct Ctr	296,859.97		296,859.97
Oct-12	010	002 - Dallas Atmos Rate Division	010.11580	Aligne Pipe - FY10	1,975,736.63		1,975,736.63
Oct-12	010	002 - Dallas Atmos Rate Division	010.11671	E.010.Billing Desktops	-8,124.68		-8,124.68
Oct-12	010	002 - Dallas Atmos Rate Division	010.11705	E.010.Dispatch Desktops	-5,877.98		-5,877.98
Oct-12	010	002 - Dallas Atmos Rate Division	010.11706	E.010.Rev Mgmt Analyst Laptops	-5,109.49		-5,109.49
Oct-12	010	002 - Dallas Atmos Rate Division	010.11707	E.010.Rev Mgmt 2nd Monitors	104.19		104.19
Oct-12	010	002 - Dallas Atmos Rate Division	010.11708	E.010.FY11 Arma CCC Building	194.00		194.00
Oct-12	010	002 - Dallas Atmos Rate Division	010.11774	Oracle EBS R12 Upgrd&IFRS Con	926,006.45		926,006.45
Oct-12	010	002 - Dallas Atmos Rate Division	010.11792	Energy Assistance Enhance	103,165.37		103,165.37
Oct-12	010	002 - Dallas Atmos Rate Division	010.12884	IVR and Softphone Rewrite	993,120.11		993,120.11
Oct-12	010	002 - Dallas Atmos Rate Division	010.12985	Serve Line Project	139,632.21		139,632.21
Oct-12	010	002 - Dallas Atmos Rate Division	010.13018	Aligne IPP Interface Framework	178,185.48		178,185.48
Oct-12	010	002 - Dallas Atmos Rate Division	010.14473	Enterprise Risk & Safety	733,678.72		733,678.72
Oct-12	010	002 - Dallas Atmos Rate Division	010.14496	Windows 7 & Office 10 Upgrade	494,201.56		494,201.56
Oct-12	010	002 - Dallas Atmos Rate Division	010.14525	Small World Upgrade - 4.2	266,486.82		266,486.82
Oct-12	010	002 - Dallas Atmos Rate Division	010.14527	GIS Enhancement Phase II	16,236.03		16,236.03
Oct-12	010	002 - Dallas Atmos Rate Division	010.14626	Markview Enhancement	39,884.61		39,884.61
Oct-12	010	002 - Dallas Atmos Rate Division	010.14632	Rightfax upgrade	54,671.87		54,671.87
Oct-12	010	002 - Dallas Atmos Rate Division	010.14718	2012 Disc Storage expansion	2,162,153.10		2,162,153.10
Oct-12	010	002 - Dallas Atmos Rate Division	010.15037	Franklin Gas Control Hot Site	579,131.31		579,131.31
Oct-12	010	002 - Dallas Atmos Rate Division	010.15049	PC Refresh 2012	298,233.62		298,233.62
Oct-12	010	002 - Dallas Atmos Rate Division	010.15088	Shark Appliances	55,413.22		55,413.22
Oct-12	010	002 - Dallas Atmos Rate Division	010.15523	App Monitoring for SAP	554,413.76		554,413.76
Oct-12	010	002 - Dallas Atmos Rate Division	010.16200	IT Equipment	3,603.74		3,603.74
Oct-12	010	002 - Dallas Atmos Rate Division	010.16581	Oracle R12 Upgrade	2,064,518.69		2,064,518.69
Oct-12	010	002 - Dallas Atmos Rate Division	010.16649	Office Furniture_1116	15,541.36		15,541.36
Oct-12	010	002 - Dallas Atmos Rate Division	010.16712	Line Locate Interface Upgrade	34,568.01		34,568.01
Oct-12	010	002 - Dallas Atmos Rate Division	010.16775	2 desktops w/dual monitors	2,759.87		2,759.87
Oct-12	010	002 - Dallas Atmos Rate Division	010.16855	Laptop setup for Hanumara	1,766.39		1,766.39
Oct-12	010	002 - Dallas Atmos Rate Division	010.16918	Laptops & DT's for Manny & Alicia	4,150.49		4,150.49
Oct-12	010	002 - Dallas Atmos Rate Division	010.17001	Softw licenses for QA Lab upgrade	31,066.56		31,066.56
Oct-12	010	002 - Dallas Atmos Rate Division	010.17047	Spare machine for K. Malter	960.30		960.30
Oct-12	010	002 - Dallas Atmos Rate Division	010.17213	Plant - Security Upgrade	60,135.46		60,135.46
Oct-12	010	002 - Dallas Atmos Rate Division	010.17217	Plant - Reporting Enhancement	9,381.12		9,381.12
Oct-12	010	002 - Dallas Atmos Rate Division	010.17270	Cyber Security enhance	244,420.23		244,420.23
Oct-12	010	002 - Dallas Atmos Rate Division	010.17299	LC3-Security_Cameras	5,559.05		5,559.05
Oct-12	010	002 - Dallas Atmos Rate Division	010.17463	Comp Equipment - 1128	1,345.00		1,345.00
Oct-12	010	002 - Dallas Atmos Rate Division	010.17601	MarkerBoard_ProjectionScreen	2,513.41		2,513.41
Oct-12	010	002 - Dallas Atmos Rate Division	010.17682	Laptop for Greg Waller	1,582.48		1,582.48
Oct-12	010	002 - Dallas Atmos Rate Division	010.17683	Bloomberg for Dan Meziere	1,536.49		1,536.49
Oct-12	010	002 - Dallas Atmos Rate Division	010.17938	LC3-1st Floor Trng Buidl Out	177,121.58		177,121.58
Oct-12	010	002 - Dallas Atmos Rate Division	010.18158	Franklin Gas Control Simulator	49,379.05		49,379.05
Oct-12	010	002 - Dallas Atmos Rate Division	010.18173	StorageBldg-TN	3,200.30		3,200.30
Oct-12	010	002 - Dallas Atmos Rate Division	010.18245	AP Scanner	4,276.15		4,276.15
Oct-12	010	002 - Dallas Atmos Rate Division	010.18377	New-Orleans_Phone System	8,661.24		8,661.24
Oct-12	010	002 - Dallas Atmos Rate Division	OH.010.10000	Corporate A&G Overhead	58,127.20		58,127.20
Oct-12	010	012 - Call Center Division	010.10979	TXU GAS CIS Conversion	-60,147.73		-60,147.73
Oct-12	010	012 - Call Center Division	010.11017	E.010 Waco Call Center	58,124.44		58,124.44
Oct-12	010	012 - Call Center Division	010.11123	E.010 Reporting Package	-112,738.13		-112,738.13
Oct-12	010	012 - Call Center Division	010.11245	010.1134.WNA_For_Advantage CSO	-217,697.56		-217,697.56
Oct-12	010	012 - Call Center Division	010.11565	CIS Screens Phase 1.0_B FY10	-337,172.54		-337,172.54
Oct-12	010	012 - Call Center Division	010.11571	FACTA-FY10 Security & Acct Ctr	-296,859.97		-296,859.97
Oct-12	010	012 - Call Center Division	010.11671	E.010.Billing Desktops	8,124.68		8,124.68
Oct-12	010	012 - Call Center Division	010.11705	E.010.Dispatch Desktops	5,877.98		5,877.98
Oct-12	010	012 - Call Center Division	010.11706	E.010.Rev Mgmt Analyst Laptops	5,109.49		5,109.49
Oct-12	010	012 - Call Center Division	010.11707	E.010.Rev Mgmt 2nd Monitors	-104.19		-104.19
Oct-12	010	012 - Call Center Division	010.11773	Customer Service System	70,756,703.94	1,075,385.29	69,681,368.65
Oct-12	010	012 - Call Center Division	010.11792	Energy Assistance Enhance	-103,165.37		-103,165.37
Oct-12	010	012 - Call Center Division	010.14523	MapFrame Upgrade 4.3.2	479,133.45		479,133.45
Oct-12	010	012 - Call Center Division	010.14817	Aspect licenses for 2012	55,651.10		55,651.10
Oct-12	010	012 - Call Center Division	010.14886	Rewrite IRV & Softphone App	1,584,256.66		1,584,256.66
Oct-12	010	012 - Call Center Division	010.14902	CCC Infrastructure Improvement	412,233.30		412,233.30
Oct-12	010	012 - Call Center Division	010.15835	PC Replacement - CCC FY12	36,726.33		36,726.33
Oct-12	010	012 - Call Center Division	010.16729	1228 - Call Recording 2-Phase	21,906.24		21,906.24
Oct-12	010	012 - Call Center Division	010.18101	CC1228-2 PCs w/Dual Monitors	2,965.14		2,965.14
Oct-12	010	012 - Call Center Division	010.18354	CC1212-Waco-Concrete slab/Door	5,774.62		5,774.62
Oct-12	010	012 - Call Center Division	010.18549	CC1228 - Laptop & 2 Wide Monitors	507.33		507.33
Oct-12	050	009 - WKG Division	050.21628	050.BGR.GLS.HWY 31W RELOC.	-3,328.55	5,099.98	-8,429.53
Oct-12	050	009 - WKG Division	050.23434	Hopkinsville 10-inch Replacem	-6,500.00	62,536.93	-69,036.93
Oct-12	050	009 - WKG Division	050.25289	Pipe splitting tool for Shelbyville	-37.14		-37.14
Oct-12	050	009 - WKG Division	050.25348	050.2638.Water Valley Replac	14,972.65	33.90	14,938.75
Oct-12	050	009 - WKG Division	050.25359	050.2636.Reg. & Relief upgrades	50,738.73	770.48	49,968.25
Oct-12	050	009 - WKG Division	050.25441	050.2637.Prestwick Place Ext	8,334.25	44.41	8,289.84
Oct-12	050	009 - WKG Division	050.26121	PRP.050.2734.Pritchardsville	-44.44	220.98	-265.42
Oct-12	050	009 - WKG Division	050.27003	050.2636.Southtown Relo.	54,522.84	407.98	54,114.86
Oct-12	050	009 - WKG Division	050.27098	050.PRP.2609.Danielstn 8 Inch	113,568.15		113,568.15
Oct-12	050	009 - WKG Division	050.27218	Easements	42,873.38	123.93	42,749.45
Oct-12	050	009 - WKG Division	050.28172	Replac ground bed	5,893.59	28.24	5,865.35
Oct-12	050	009 - WKG Division	050.28445	PRP.2734.MAIN Replc	837,355.02	4,531.78	832,823.24
Oct-12	050	009 - WKG Division	050.29055	Odorfer Replacement - Joppa	44,837.04	44.14	44,792.90
Oct-12	050	009 - WKG Division	050.29157	Husband Rd Reg Sta Upgrade	2,191.67		2,191.67
Oct-12	050	009 - WKG Division	050.29564	2737.DANVILLE BASEMENT METERS	224,841.61	514.32	224,327.29
Oct-12	050	009 - WKG Division	050.29603	050.2637.NFriendship Project	3,654.49	15.01	3,639.48
Oct-12	050	009 - WKG Division	050.29845	050.2736.Rogers Group	30,470.57	93.29	30,377.28
Oct-12	050	009 - WKG Division	050.29906	050.2638.Hwy 45 Four Lane	201,283.61	878.12	200,405.49
Oct-12	050	009 - WKG Division	050.29950	KY Monitor Stations	42,260.09	50.09	42,209.94
Oct-12	050	009 - WKG Division	050.29953	Ky ECAT Replacement	45,760.78	72.72	45,688.06
Oct-12	050	009 - WKG Division	050.30003	PRP.2736.EMPIRE DIST EXT	176,829.92	1,183.78	175,646.14
Oct-12	050	009 - WKG Division	050.30177	050.2638.W Vaughn Rd Ext	1,224.52		1,224.52
Oct-12	050	009 - WKG Division	050.30241	050.Sir Charles Ct Ext II	1,050.86	4.72	1,046.14

Month	Company	Service Area	Project	Project description	Cwlp Balance	AFUDC	Cwlp bal w/o Afudc
Oct-12	050	009 - WKG Division	050.30242	050.2637.Ladera Ln Ext	18,880.59		18,880.59
Oct-12	050	009 - WKG Division	050.30290	2738.GRN.HP RELO SUMMERSVILL	4,220.34	8.68	4,211.66
Oct-12	050	009 - WKG Division	050.30345	PRP.2735.PARK CITY	631,450.36	476.70	630,973.66
Oct-12	050	009 - WKG Division	050.30400	PRP.2734.N Main 2 Bare Replc	985.59	0.44	985.15
Oct-12	050	009 - WKG Division	050.30440	Fence for Clover St Reg Sta	1,383.17	2.26	1,380.91
Oct-12	050	009 - WKG Division	050.30442	SCBA for Union city	5,568.46		5,568.46
Oct-12	050	009 - WKG Division	050.30555	050.2736.TB 2 Reg. Replacement	60,663.59	186.49	60,477.10
Oct-12	050	009 - WKG Division	050.30574	PRP.2735.Duke-2nd-Cave City	985.59	0.44	985.15
Oct-12	050	009 - WKG Division	050.30630	2739.CLOVEBROOK SEC 3b	10,705.31	9.12	10,696.19
Oct-12	050	009 - WKG Division	050.30730	050.2637.Lightfoot Rd Ext	6,080.84	7.46	6,073.38
Oct-12	050	009 - WKG Division	050.30955	Ultra Shore Shoring Box	8,334.12		8,334.12
Oct-12	050	009 - WKG Division	050.31037	050.2638.Dana Lane Ext	979.06	4.37	974.69
Oct-12	050	009 - WKG Division	050.31061	050.2638.McGuire Rd Relocate	6,087.50	21.84	6,065.66
Oct-12	050	009 - WKG Division	050.31066	PRP.2638.Mayfield 2012	228,736.98	384.09	228,352.89
Oct-12	050	009 - WKG Division	050.31248	PRP.2636.BOSLEY & GRIFFITH	212,796.88	417.36	212,379.52
Oct-12	050	009 - WKG Division	050.31251	050.2638.Paris Rd Relocate	524.76	2.12	522.64
Oct-12	050	009 - WKG Division	050.31254	050.2635.Seven Springs	101,524.85	242.37	101,282.48
Oct-12	050	009 - WKG Division	050.31259	050.2638.Charles Dr Ext	2,622.66	3.67	2,618.99
Oct-12	050	009 - WKG Division	050.31303	Wmson Equipment	2,042.51		2,042.51
Oct-12	050	009 - WKG Division	050.31419	050.2638.Casablanca Ext	915.83	2.36	913.47
Oct-12	050	009 - WKG Division	050.31466	050.2636.Industrial Dr.	123,709.11	238.23	123,470.88
Oct-12	050	009 - WKG Division	050.31509	2739.LOCUST CRK 9a 2012	144.31	0.21	144.10
Oct-12	050	009 - WKG Division	050.31529	PRP.2636.Allen St. Alley	386.39	0.61	385.78
Oct-12	050	009 - WKG Division	050.31615	050.2602.Laptop and Desktop 2	26,773.44		26,773.44
Oct-12	050	009 - WKG Division	050.31653	050.2734.Three Springs Reloc.	24,424.60	33.14	24,391.46
Oct-12	050	009 - WKG Division	050.31669	050.2734.Oak Ridge Replc.	5,866.86	8.34	5,858.52
Oct-12	050	009 - WKG Division	050.31690	050.2734.S.Glen Ext.	16,288.06	22.63	16,265.43
Oct-12	050	009 - WKG Division	050.31691	050.2734.Springfield VII-A	4,726.71	6.72	4,719.99
Oct-12	050	009 - WKG Division	050.31693	PRP.2734.FAIR ST	89,656.94		89,656.94
Oct-12	050	009 - WKG Division	050.31726	PRP.2636.FORD & GRIFFITH PL W	128,277.92	157.15	128,120.77
Oct-12	050	009 - WKG Division	050.31735	050.009.OMU Uprate 040.11988	134,528.00		134,528.00
Oct-12	050	009 - WKG Division	050.31830	PRP.2735.WEST HORSE CAVE	108,026.12	69.30	107,956.82
Oct-12	050	009 - WKG Division	050.31855	PRP.2735.E 4th. and Brown St.	9,148.19		9,148.19
Oct-12	050	009 - WKG Division	050.31863	050.2638.Leah Way Ext II	661.55		661.55
Oct-12	050	009 - WKG Division	050.31914	050.2734.WestStBare Replc.	2,959.83	4.12	2,955.71
Oct-12	050	009 - WKG Division	050.31922	055.2734.Main - Wrenwood 2 in	4,750.65	3.95	4,746.70
Oct-12	050	009 - WKG Division	050.31923	050.2637.MCHS Ext	11,221.73		11,221.73
Oct-12	050	009 - WKG Division	050.31956	050.2637.C.Hinton Rd Relocate	22,834.17		22,834.17
Oct-12	050	009 - WKG Division	050.32020	PRP.2737.HAR.BROADWAY-MAGNOLI	11,654.10	5.19	11,648.91
Oct-12	050	009 - WKG Division	050.32021	2739.MEADOWBROOK SEC 3 PH 3	57.83	0.03	57.80
Oct-12	050	009 - WKG Division	050.32025	050.2636.River Rd.	-2,854.40	0.40	-2,854.80
Oct-12	050	009 - WKG Division	050.32027	050.2635.Hawesville Reg. Sta.	14,763.23	6.58	14,756.65
Oct-12	050	009 - WKG Division	050.32038	PRP.2635.Marion.W Belleville	24,523.12		24,523.12
Oct-12	050	009 - WKG Division	050.32054	050.2636.Hospital Loop Ext.	-14,805.01	0.38	-14,865.39
Oct-12	050	009 - WKG Division	050.32074	050.2736.PRP.Smith St	21,251.80	9.47	21,242.33
Oct-12	050	009 - WKG Division	050.32145	PRP.2636.BIRKHEAD AVE	33,692.26	15.01	33,677.25
Oct-12	050	009 - WKG Division	050.32147	050.2636.W 13th. St.	317.61	0.14	317.47
Oct-12	050	009 - WKG Division	050.32412	PRP.2635.Marion.South Main St	18,686.10		18,686.10
Oct-12	050	009 - WKG Division	050.32561	050.2636.Hwy 189	6,066.96	2.70	6,064.26
Oct-12	050	009 - WKG Division	050.32595	050.2734.Lovers Ln. Ext.	912.83	0.41	912.42
Oct-12	050	009 - WKG Division	050.32653	050.2637.Princess Jennifer II	-788.73		-788.73
Oct-12	050	009 - WKG Division	050.32671	050.2637.Triangle Ave Ext	-719.86		-719.86
Oct-12	050	009 - WKG Division	050.32719	MEC Forfeiture 040.10129	-2,211.38		-2,211.38
Oct-12	050	009 - WKG Division	OH.050.17884	WKG State A&G Overhead	55,623.77		55,623.77
Oct-12	050	091 - Brentwood Division	050.16141	050.MO.HammillIntegFunct2005.	3,954.33		3,954.33
Oct-12	050	091 - Brentwood Division	050.16152	050.TN.MorriseIntegFunct2005.	-13,094.04		-13,094.04
Oct-12	050	091 - Brentwood Division	050.16166	050.TN.MaryvilleIntegFunct2005.	9,872.29		9,872.29
Oct-12	050	091 - Brentwood Division	050.23778	TN.Franklin Integ RESI MEAS	538.50		538.50
Oct-12	050	091 - Brentwood Division	050.23779	TN.Maryville Integ RESI MEAS	1,077.01		1,077.01
Oct-12	050	091 - Brentwood Division	050.23781	TN.Mororo Integ RESI MEAS	1,153.39		1,153.39
Oct-12	050	091 - Brentwood Division	050.23782	TN.Shelbyville Integ RESI MEAS	538.50		538.50
Oct-12	050	091 - Brentwood Division	050.23790	GA.Gainesville Integ RESI MEAS	467.63		467.63
Oct-12	050	091 - Brentwood Division	050.23963	H.Vandalia Integ COMM MEAS	77.18		77.18
Oct-12	050	091 - Brentwood Division	050.28341	3302.FY12.PCRReplc-KMD	157,632.65		157,632.65
Oct-12	050	091 - Brentwood Division	050.28343	3302.FY12.MDTRReplc	95,117.01		95,117.01
Oct-12	050	091 - Brentwood Division	050.28344	3302.FY12.Printer Replc	4,797.82		4,797.82
Oct-12	050	091 - Brentwood Division	050.28346	3302.FY12.ModernReplac.	5,326.81		5,326.81
Oct-12	050	091 - Brentwood Division	050.28551	050.056.3439.NA.HILMANHWY2	104.36		104.36
Oct-12	050	091 - Brentwood Division	050.28773	3302.FY12.MSOoffice 2010 Lic	38,575.39		38,575.39
Oct-12	050	091 - Brentwood Division	050.29888	050.093.3435.NA.US.NITROGEN	72.94		72.94
Oct-12	050	091 - Brentwood Division	050.32108	KMD GIS Correlation Project	163,505.74		163,505.74
Oct-12	050	091 - Brentwood Division	OH.050.10000	UCG BU A&G Overhead	369,793.92	216,744.13	153,049.79
Oct-12	050	091 - Brentwood Division	OH.050.10002	UCG TN State A&G Overhead	20,375.13		20,375.13
Nov-12	010	002 - Dallas Atmos Rate Division	010.10979	TXU GAS CIS Conversion	60,147.73		60,147.73
Nov-12	010	002 - Dallas Atmos Rate Division	010.11017	E.010 Waco Call Center	-58,124.44		-58,124.44
Nov-12	010	002 - Dallas Atmos Rate Division	010.11123	E.010 Reporting Package	112,738.13		112,738.13
Nov-12	010	002 - Dallas Atmos Rate Division	010.11245	010.1134.WNA_For_Advantage]CSO	217,697.56		217,697.56
Nov-12	010	002 - Dallas Atmos Rate Division	010.11356	010.1137.e-mail-dis_ HR/L&D	662,390.46		662,390.46
Nov-12	010	002 - Dallas Atmos Rate Division	010.11565	CIS Screens Phase 1.0_B FY10	337,172.54		337,172.54
Nov-12	010	002 - Dallas Atmos Rate Division	010.11571	FACTA_FY10 Security & Acct Ctr	296,859.97		296,859.97
Nov-12	010	002 - Dallas Atmos Rate Division	010.11580	Aligne Pipe - FY10	2,070,404.07		2,070,404.07
Nov-12	010	002 - Dallas Atmos Rate Division	010.11671	E.010.Billing Desktops	-8,124.68		-8,124.68
Nov-12	010	002 - Dallas Atmos Rate Division	010.11705	E.010.Dispatch Desktops	-5,877.98		-5,877.98
Nov-12	010	002 - Dallas Atmos Rate Division	010.11705	E.010.Rev Mgmt Analyst Laptops	-5,109.49		-5,109.49
Nov-12	010	002 - Dallas Atmos Rate Division	010.11707	E.010.Rev Mgmt 2nd Monitors	104.19		104.19
Nov-12	010	002 - Dallas Atmos Rate Division	010.11708	E.010.FY11 Ama CCC Building	194.00		194.00
Nov-12	010	002 - Dallas Atmos Rate Division	010.11774	Oracle EBS R12 Upgrd&IFRS Con	926,784.02		926,784.02
Nov-12	010	002 - Dallas Atmos Rate Division	010.11792	Energy Assistance Enhance	103,165.37		103,165.37
Nov-12	010	002 - Dallas Atmos Rate Division	010.12884	IVR and Softphone_Rewrite	993,120.11		993,120.11
Nov-12	010	002 - Dallas Atmos Rate Division	010.12985	Servie Line Project	139,632.21		139,632.21
Nov-12	010	002 - Dallas Atmos Rate Division	010.13018	Aligne IPP Interface Framework	178,185.48		178,185.48
Nov-12	010	002 - Dallas Atmos Rate Division	010.14473	Enterprise Risk & Safety	766,682.66		766,682.66
Nov-12	010	002 - Dallas Atmos Rate Division	010.14525	Small World Upgrade - 4.2	266,486.82		266,486.82
Nov-12	010	002 - Dallas Atmos Rate Division	010.14527	GIS Enhancement Phase II	16,236.03		16,236.03
Nov-12	010	002 - Dallas Atmos Rate Division	010.14626	Markview Enhancement	115,130.57		115,130.57
Nov-12	010	002 - Dallas Atmos Rate Division	010.15037	Franklin Gas Control Hot Site	624,692.77		624,692.77
Nov-12	010	002 - Dallas Atmos Rate Division	010.15049	PC Refresh 2012	298,722.29		298,722.29
Nov-12	010	002 - Dallas Atmos Rate Division	010.15523	App Monitoring for SAP	554,309.87		554,309.87

Month	Company	Service Area	Project	Project description	Cwip Balance	AFUDC	Cwip bal w/o Afudc
Nov-12	010	002 - Dallas Atmos Rate Division	010.16200	IT-Equipment	5,603.74		3,603.74
Nov-12	010	002 - Dallas Atmos Rate Division	010.16581	Oracle R12 Upgrade	3,115,325.78		3,115,325.78
Nov-12	010	002 - Dallas Atmos Rate Division	010.16649	Office Furniture_1116	15,541.36		15,541.36
Nov-12	010	002 - Dallas Atmos Rate Division	010.16712	Line Locate Interface Upgrade	61,611.43		61,611.43
Nov-12	010	002 - Dallas Atmos Rate Division	010.17001	Sftwr licenses for QA Lab upgrade	31,066.56		31,066.56
Nov-12	010	002 - Dallas Atmos Rate Division	010.17213	Plant1 - Security Upgrade	60,135.46		60,135.46
Nov-12	010	002 - Dallas Atmos Rate Division	010.17217	Plant1 - Reporting Enhancement	9,381.12		9,381.12
Nov-12	010	002 - Dallas Atmos Rate Division	010.17270	Cyber Security enhance	400,366.32		400,366.32
Nov-12	010	002 - Dallas Atmos Rate Division	010.17601	MarkerBoard_ProjectionScreen	2,513.41		2,513.41
Nov-12	010	002 - Dallas Atmos Rate Division	010.17938	LC3-1st Floor Trng Build Out	191,413.88		191,413.88
Nov-12	010	002 - Dallas Atmos Rate Division	010.18158	Franklin Gas Control Simulator	49,379.05		49,379.05
Nov-12	010	002 - Dallas Atmos Rate Division	010.18173	StorageBldg-TN	3,200.30		3,200.30
Nov-12	010	002 - Dallas Atmos Rate Division	010.18245	AP Scanner	4,640.10		4,640.10
Nov-12	010	002 - Dallas Atmos Rate Division	010.18377	New-Orleans_Phone System	8,829.03		8,829.03
Nov-12	010	002 - Dallas Atmos Rate Division	010.18688	Tax System Replacement (SAP)	209,259.36		209,259.36
Nov-12	010	002 - Dallas Atmos Rate Division	010.18694	GIS Enhancements	23,594.73		23,594.73
Nov-12	010	002 - Dallas Atmos Rate Division	0H-010.10800	Corporate A&G Overhead	240,740.55		240,740.55
Nov-12	010	012 - Call Center Division	010.10979	TXU GAS CIS Conversion	-60,147.73		-60,147.73
Nov-12	010	012 - Call Center Division	010.11017	E.010 Waco Call Center	58,124.44		58,124.44
Nov-12	010	012 - Call Center Division	010.11123	E.010 Reporting Package	-112,738.13		-112,738.13
Nov-12	010	012 - Call Center Division	010.11245	010.1134.WNA_For_Advantage CSO	-217,697.56		-217,697.56
Nov-12	010	012 - Call Center Division	010.11565	CIS Screens Security 1.0_B FY10	-337,172.54		-337,172.54
Nov-12	010	012 - Call Center Division	010.11571	FACTA-FY10 Privacy & Acct Ctr	-296,859.97		-296,859.97
Nov-12	010	012 - Call Center Division	010.11671	E.010.Billing Desktops	8,124.68		8,124.68
Nov-12	010	012 - Call Center Division	010.11705	E.010.Dispatch Desktops	5,877.98		5,877.98
Nov-12	010	012 - Call Center Division	010.11706	E.010.Rev Mgmt Analyst Laptops	5,109.49		5,109.49
Nov-12	010	012 - Call Center Division	010.11707	E.010.Rev Mgmt 2nd Monitors	-104.19		-104.19
Nov-12	010	012 - Call Center Division	010.11773	Customer Service System	72,355,371.75	1,141,974.39	71,213,397.36
Nov-12	010	012 - Call Center Division	010.11792	Energy Assistance Enhance	-103,165.37		-103,165.37
Nov-12	010	012 - Call Center Division	010.14523	MapFrame Upgrade 4.3.2	483,731.12		483,731.12
Nov-12	010	012 - Call Center Division	010.14817	Aspect Licenses for 2012	55,651.10		55,651.10
Nov-12	010	012 - Call Center Division	010.14886	Rewrite IRV & Softphone App	1,622,104.39		1,622,104.39
Nov-12	010	012 - Call Center Division	010.14902	CCC Infrastructure Improvement	691,130.02		691,130.02
Nov-12	010	012 - Call Center Division	010.15835	PC Replacement - CCC FY12	37,041.02		37,041.02
Nov-12	010	012 - Call Center Division	010.18549	CC1228 - Laptop & 2 Wide Monitors	1,882.77		1,882.77
Nov-12	010	012 - Call Center Division	010.18683	CC Centralization - FY13	4,440.25		4,440.25
Nov-12	050	009 - WKG Division	050.21628	050.BGR.GIS.HWY 31W RELOC.	-3,329.55	5,099.98	-8,429.53
Nov-12	050	009 - WKG Division	050.23434	Hopkinsville 10-inch Replacem	-6,500.00	62,536.93	-69,036.93
Nov-12	050	009 - WKG Division	050.25289	Pipe splitting tool for Shelbyville	-37.14		-37.14
Nov-12	050	009 - WKG Division	050.25348	050.2638.Water Valley Replace	14,972.65	33.90	14,938.75
Nov-12	050	009 - WKG Division	050.25359	050.2636.Reg. & Relief upgrades	50,159.82	817.46	49,342.36
Nov-12	050	009 - WKG Division	050.25441	050.2637.Prestwick Place Ext	8,334.25	44.41	8,289.84
Nov-12	050	009 - WKG Division	050.26121	PRP.050.2734.Pritchardsville	-44.44	220.98	-265.42
Nov-12	050	009 - WKG Division	050.27003	050.2636.Southtown Relo.	54,522.84	407.98	54,114.86
Nov-12	050	009 - WKG Division	050.27096	050.PRP.2609.DanielsLn 8 Inch	113,568.15		113,568.15
Nov-12	050	009 - WKG Division	050.27218	Easements	42,873.38	123.93	42,749.45
Nov-12	050	009 - WKG Division	050.28172	Replace ground bed	5,893.59	28.24	5,865.35
Nov-12	050	009 - WKG Division	050.28445	PRP.2734.MAIN Rplc	883,501.77	5,333.10	878,168.67
Nov-12	050	009 - WKG Division	050.29055	Odorizer Replacement - Joppa	44,837.04	44.14	44,792.90
Nov-12	050	009 - WKG Division	050.29157	Husband Rd Reg Sta Upgrade	2,191.67		2,191.67
Nov-12	050	009 - WKG Division	050.29564	2737.DANVILLE BASEMENT METERS	223,310.07	723.02	222,587.05
Nov-12	050	009 - WKG Division	050.29603	050.2637.N.Friendship Project	3,654.49	15.01	3,639.48
Nov-12	050	009 - WKG Division	050.29845	050.2736.Rogers Group	30,217.60	121.56	30,096.04
Nov-12	050	009 - WKG Division	050.29906	050.2638.Hwy 45 Four Lane	201,283.61	878.12	200,405.49
Nov-12	050	009 - WKG Division	050.29950	KY Monitor Stations	42,260.03	50.09	42,209.94
Nov-12	050	009 - WKG Division	050.29953	Ky ECAT Replacement	45,760.78	72.72	45,688.06
Nov-12	050	009 - WKG Division	050.30177	050.2638.W.Vaughn Rd Ext	1,224.52		1,224.52
Nov-12	050	009 - WKG Division	050.30241	050.Sir Charles Ct Ext II	1,050.86	4.72	1,046.14
Nov-12	050	009 - WKG Division	050.30242	050.2637.Ladera Ln Ext	18,880.59		18,880.59
Nov-12	050	009 - WKG Division	050.30290	2738.GRN.HP RELO SUMMERSVILL	4,220.34	8.68	4,211.66
Nov-12	050	009 - WKG Division	050.30345	PRP.2735.PARK CITY	702,939.95	1,098.68	701,841.27
Nov-12	050	009 - WKG Division	050.30400	PRP.2734.N Main 2 Bare Rplc	780.46	1.26	779.20
Nov-12	050	009 - WKG Division	050.30440	Fence for Clover St Reg Sta	1,883.17	2.26	1,880.91
Nov-12	050	009 - WKG Division	050.30442	SCBA for Union city	6,568.46		6,568.46
Nov-12	050	009 - WKG Division	050.30565	050.2736.TB 2 Reg. Replacement	58,746.28	242.10	58,504.18
Nov-12	050	009 - WKG Division	050.30574	PRP.2735.Duke-2nd-Cave City	780.47	1.26	779.21
Nov-12	050	009 - WKG Division	050.30630	2739.CLOVERBROOK SEC 3b	10,715.30	19.11	10,696.19
Nov-12	050	009 - WKG Division	050.30730	050.2637.Lightfoot Rd Ext	6,080.84	7.46	6,073.38
Nov-12	050	009 - WKG Division	050.30955	Ultra Shore Shoring Box	8,334.12		8,334.12
Nov-12	050	009 - WKG Division	050.31037	050.2638.Dana Lane Ext	979.06	4.37	974.69
Nov-12	050	009 - WKG Division	050.31061	050.2638.McGuire Rd Relocate	6,087.50	21.84	6,065.66
Nov-12	050	009 - WKG Division	050.31066	PRP.2638. Mayfield 2012	235,165.04	600.19	234,564.85
Nov-12	050	009 - WKG Division	050.31248	PRP.2636.BOSLEY & GRIFFITH	222,341.63	620.04	221,721.59
Nov-12	050	009 - WKG Division	050.31251	050.2638.Paris Rd Relocate	524.76	2.12	522.64
Nov-12	050	009 - WKG Division	050.31254	050.2635. Sevan Springs	99,437.89	395.95	99,101.94
Nov-12	050	009 - WKG Division	050.31259	050.2638.Charles Dr Ext	2,572.96	6.09	2,566.87
Nov-12	050	009 - WKG Division	050.31303	Wmson Equipment	2,042.51		2,042.51
Nov-12	050	009 - WKG Division	050.31419	050.2638.Casablanca Ext	916.68	3.21	913.47
Nov-12	050	009 - WKG Division	050.31466	050.2636.Industrial Dr.	122,673.90	352.97	122,320.93
Nov-12	050	009 - WKG Division	050.31509	2739.LOCUS ST CRK 9a 2012	140.29	0.34	140.29
Nov-12	050	009 - WKG Division	050.31529	PRP.2636.Allen St. Alley	386.39	0.61	385.78
Nov-12	050	009 - WKG Division	050.31615	050.2602.Laptop and Desktop 2	26,773.44		26,773.44
Nov-12	050	009 - WKG Division	050.31653	050.2734.Three Springs Reloc.	29,001.95	58.03	28,943.92
Nov-12	050	009 - WKG Division	050.31669	050.2734.Oak Ridge Rplc.	5,754.66	13.75	5,740.91
Nov-12	050	009 - WKG Division	050.31690	050.2734.S.Glen Ext.	16,288.06	22.63	16,265.43
Nov-12	050	009 - WKG Division	050.31691	050.2734.Springfield VII-A	6,604.28	12.00	6,592.28
Nov-12	050	009 - WKG Division	050.31693	PRP.2734.FAIR ST	105,747.48		105,747.48
Nov-12	050	009 - WKG Division	050.31726	PRP.2636.FORD & GRIFFITH PL W	127,696.15	276.40	127,419.75
Nov-12	050	009 - WKG Division	050.31735	050.009.OMU Uprate 040.11988	134,528.00		134,528.00
Nov-12	050	009 - WKG Division	050.31830	PRP.2735.WEST HORSE CAVE	159,636.57	194.09	159,442.48
Nov-12	050	009 - WKG Division	050.31855	PRP.2736.E 4th. and Brown St.	13,920.25		13,920.25
Nov-12	050	009 - WKG Division	050.31863	050.2638.Leah Way Ext II	588.61		588.61
Nov-12	050	009 - WKG Division	050.31914	050.2734.WestStBare Rplc.	6,629.43	8.59	6,620.84
Nov-12	050	009 - WKG Division	050.31922	055.2734.Main - Wrenwood 2 in	4,350.17	8.19	4,341.98
Nov-12	050	009 - WKG Division	050.31923	050.2637.MCHS Ext	11,221.73		11,221.73
Nov-12	050	009 - WKG Division	050.31956	050.2637.Clinton Rd Relocate	22,990.75		22,990.75
Nov-12	050	009 - WKG Division	050.32020	PRP.2737.HAR.BROADWAY-MAGNOLI	274,165.08	188.50	274,026.58
Nov-12	050	009 - WKG Division	050.32021	2739.MEADOWBROOK SEC 3 PH 3	57.88	0.08	57.80

Month	Company	Service Area	Project	Project description	Cwip Balance	AFUDC	Cwip bal w/o Afudc
Nov-12	050	009 - WKG Division	050.32025	050.2636.River Rd.	3,196.62	0.56	3,196.06
Nov-12	050	009 - WKG Division	050.32027	050.2636.Hawesville Reg Sta.	26,335.97	25.74	3,310.23
Nov-12	050	009 - WKG Division	050.32038	PRP.2635.Marion,W Belleville	25,896.12		25,896.12
Nov-12	050	009 - WKG Division	050.32054	050.2636.Hospital Loop Ext.	4,022.76	0.38	4,022.38
Nov-12	050	009 - WKG Division	050.32074	050.2736.PRP.Smith St	17,976.09	27.76	17,948.33
Nov-12	050	009 - WKG Division	050.32145	PRP.2636.BIRKHEAD AVE	34,576.54	46.84	34,529.70
Nov-12	050	009 - WKG Division	050.32147	050.2636.W 13th. St.	512.86	0.53	512.33
Nov-12	050	009 - WKG Division	050.32412	PRP.2635.Marion.South Main St	18,829.59		18,829.59
Nov-12	050	009 - WKG Division	050.32561	050.2636.Hwy 189	12,281.54	11.26	12,270.28
Nov-12	050	009 - WKG Division	050.32595	050.2734.Lovers Ln. Ext.	913.68	1.26	912.42
Nov-12	050	009 - WKG Division	050.32601	PRP.2734.E 4TH MAIN REPL	2,514.42		2,514.42
Nov-12	050	009 - WKG Division	050.32653	050.2637.Princess Jennifer R	3,310.20	1.18	3,309.02
Nov-12	050	009 - WKG Division	050.32671	050.2637.Triangle Ave Ext	1,425.16	0.33	1,424.83
Nov-12	050	009 - WKG Division	050.32676	050.2735.AUTUMN RIDGE	20,924.79	9.76	20,915.03
Nov-12	050	009 - WKG Division	050.32690	050.2609.Pipe Locator	4,210.31		4,210.31
Nov-12	050	009 - WKG Division	050.32694	050.2638.Meadows Subd IV	1,119.79	0.52	1,119.27
Nov-12	050	009 - WKG Division	050.32704	PRP.2734.State St Repl	7,804.27		7,804.27
Nov-12	050	009 - WKG Division	050.32716	050.2612.WMR Equipment	14,992.90	7.00	14,991.90
Nov-12	050	009 - WKG Division	050.32769	PRP.2736.MECHANIC ST.	65,600.71	30.60	65,570.11
Nov-12	050	009 - WKG Division	050.32775	PRP.2609.Fruitbill to Hoptown	7,209.33	3.36	7,205.97
Nov-12	050	009 - WKG Division	050.32779	050.2636.Fair Haven.	1,722.87	0.80	1,722.07
Nov-12	050	009 - WKG Division	050.32800	2739.SHV.2013 EQUIPMENT	47,506.03		47,506.03
Nov-12	050	009 - WKG Division	050.32806	2737.DANVILLE.EQUIPMENT.2013	8,543.19		8,543.19
Nov-12	050	009 - WKG Division	050.32807	2738.CVILLE.EQUIPMENT.2013	47,506.02		47,506.02
Nov-12	050	009 - WKG Division	050.32813	PRP.2737.LAN.PURCHASE ST OUT	33,620.03	15.68	33,604.35
Nov-12	050	009 - WKG Division	050.32848	050.2635.Commerce St Ext	1,553.29	0.72	1,552.57
Nov-12	050	009 - WKG Division	OH.050.17884	WKG State A&G Overhead	235,766.72		235,766.72
Nov-12	050	091 - Brentwood Division	050.16141	050.MO.HannibalIntegFunct2005.	3,954.33		3,954.33
Nov-12	050	091 - Brentwood Division	050.16152	050.TN.MorrisIntegFunct2005.	-13,094.04		-13,094.04
Nov-12	050	091 - Brentwood Division	050.16166	050.TN.MaryvilleIntegFunct2005.	9,872.29		9,872.29
Nov-12	050	091 - Brentwood Division	050.23778	TN.Franklin Integ RESI MEAS	538.50		538.50
Nov-12	050	091 - Brentwood Division	050.23779	TN.Maryville Integ RESI MEAS	1,077.01		1,077.01
Nov-12	050	091 - Brentwood Division	050.23781	TN.Mbora Integ RESI MEAS	1,153.39		1,153.39
Nov-12	050	091 - Brentwood Division	050.23782	TN.Shelbyville Integ RESI MEAS	538.50		538.50
Nov-12	050	091 - Brentwood Division	050.23790	GA.Gainesville Integ RESI MEAS	467.63		467.63
Nov-12	050	091 - Brentwood Division	050.23963	IL.Vandalia Integ COMM MEAS	77.18		77.18
Nov-12	050	091 - Brentwood Division	050.28341	3302.FY12.PCRRepl-KMD	157,632.65		157,632.65
Nov-12	050	091 - Brentwood Division	050.28343	3302.FY12.MDTReplic	95,117.01		95,117.01
Nov-12	050	091 - Brentwood Division	050.28344	3302.FY12.Printer Replc	4,797.82		4,797.82
Nov-12	050	091 - Brentwood Division	050.28346	3302.FY12.ModemReplac.	5,326.81		5,326.81
Nov-12	050	091 - Brentwood Division	050.28551	050.096.3439.NA.HILLMANHWY2	104.36		104.36
Nov-12	050	091 - Brentwood Division	050.28773	3302.FY12.MSOffice 2010 Lk	38,575.39		38,575.39
Nov-12	050	091 - Brentwood Division	050.29888	050.093.3435.NA.US.NITROGEN	72.94		72.94
Nov-12	050	091 - Brentwood Division	050.32108	KMD GIS Conflation Project	190,635.55		190,635.55
Nov-12	050	091 - Brentwood Division	OH.050.10000	UCG BU A&G Overhead	671,605.57	216,744.13	454,861.44
Nov-12	050	091 - Brentwood Division	OH.050.10002	UCG TN State A&G Overhead	20,375.13		20,375.13
Dec-12	010	002 - Dallas Atmos Rate Division	010.10979	TXU GAS CIS Conversion	60,147.73		60,147.73
Dec-12	010	002 - Dallas Atmos Rate Division	010.11017	E.010 Waco Call Center	-58,124.44		-58,124.44
Dec-12	010	002 - Dallas Atmos Rate Division	010.11123	E.010 Reporting Package	112,738.13		112,738.13
Dec-12	010	002 - Dallas Atmos Rate Division	010.11245	010.1134.WNA_For_Advantage CSO	217,697.56		217,697.56
Dec-12	010	002 - Dallas Atmos Rate Division	010.11356	010.1137-e-malle-dis_1HR/1A&D	662,390.46		662,390.46
Dec-12	010	002 - Dallas Atmos Rate Division	010.11565	CIS Screens Phase 1.0_B FY10	337,172.54		337,172.54
Dec-12	010	002 - Dallas Atmos Rate Division	010.11571	FACTA-FY10 Security & Acct Ctr	296,859.97		296,859.97
Dec-12	010	002 - Dallas Atmos Rate Division	010.11580	Aligne Pipe - FY10	2,093,975.61		2,093,975.61
Dec-12	010	002 - Dallas Atmos Rate Division	010.11671	E.010.Billing Desktops	-8,124.68		-8,124.68
Dec-12	010	002 - Dallas Atmos Rate Division	010.11705	E.010.Dispatch Desktops	-5,877.98		-5,877.98
Dec-12	010	002 - Dallas Atmos Rate Division	010.11706	E.010.Rev Mgmt Analyst Laptops	-5,109.49		-5,109.49
Dec-12	010	002 - Dallas Atmos Rate Division	010.11707	E.010.Rev Mgmt 2nd Monitors	104.19		104.19
Dec-12	010	002 - Dallas Atmos Rate Division	010.11708	E.010.FY11 Ama CCC Building	194.00		194.00
Dec-12	010	002 - Dallas Atmos Rate Division	010.11792	Energy Assistance Enhance	103,165.37		103,165.37
Dec-12	010	002 - Dallas Atmos Rate Division	010.12884	IVR and Softphone_Rewrite	993,120.11		993,120.11
Dec-12	010	002 - Dallas Atmos Rate Division	010.12985	Servie Line Project	139,632.21		139,632.21
Dec-12	010	002 - Dallas Atmos Rate Division	010.13018	Aligne IPP Interface Framework	178,185.48		178,185.48
Dec-12	010	002 - Dallas Atmos Rate Division	010.15037	Franklin Gas Control Hot Site	651,248.81		651,248.81
Dec-12	010	002 - Dallas Atmos Rate Division	010.16712	Line Locate Interface Upgrade	61,492.15		61,492.15
Dec-12	010	002 - Dallas Atmos Rate Division	010.18158	Franklin Gas Control Simulator	49,366.03		49,366.03
Dec-12	010	002 - Dallas Atmos Rate Division	010.18688	Tax System Replacement (SAP)	275,083.47		275,083.47
Dec-12	010	002 - Dallas Atmos Rate Division	010.18694	GIS Enhancements	53,414.65		53,414.65
Dec-12	010	002 - Dallas Atmos Rate Division	010.18719	Laptops - CC1401	3,021.46		3,021.46
Dec-12	010	002 - Dallas Atmos Rate Division	010.18770	Backup and Recovery growth	433,947.68		433,947.68
Dec-12	010	002 - Dallas Atmos Rate Division	010.18776	CKV-Articulate Storyline	3,031.07		3,031.07
Dec-12	010	002 - Dallas Atmos Rate Division	010.18778	CKV-MacBook Pros	7,150.75		7,150.75
Dec-12	010	002 - Dallas Atmos Rate Division	010.18779	LC3-HR Expansion	27,084.54		27,084.54
Dec-12	010	002 - Dallas Atmos Rate Division	010.18901	Expand Storage at ICCC	621,759.70		621,759.70
Dec-12	010	002 - Dallas Atmos Rate Division	010.18920	IT Infrastructure Software	86,328.24		86,328.24
Dec-12	010	002 - Dallas Atmos Rate Division	OH.010.10000	Corporate A&G Overhead	-204.20		-204.20
Dec-12	010	012 - Call Center Division	010.10979	TXU GAS CIS Conversion	-60,147.73		-60,147.73
Dec-12	010	012 - Call Center Division	010.11017	E.010 Waco Call Center	58,124.44		58,124.44
Dec-12	010	012 - Call Center Division	010.11123	E.010 Reporting Package	-112,738.13		-112,738.13
Dec-12	010	012 - Call Center Division	010.11245	010.1134.WNA_For_Advantage CSO	-217,697.56		-217,697.56
Dec-12	010	012 - Call Center Division	010.11565	CIS Screens Phase 1.0_B FY10	-337,172.54		-337,172.54
Dec-12	010	012 - Call Center Division	010.11571	FACTA-FY10 Security & Acct Ctr	-296,859.97		-296,859.97
Dec-12	010	012 - Call Center Division	010.11671	E.010.Billing Desktops	8,124.68		8,124.68
Dec-12	010	012 - Call Center Division	010.11705	E.010.Dispatch Desktops	5,877.98		5,877.98
Dec-12	010	012 - Call Center Division	010.11706	E.010.Rev Mgmt Analyst Laptops	5,109.49		5,109.49
Dec-12	010	012 - Call Center Division	010.11707	E.010.Rev Mgmt 2nd Monitors	-104.19		-104.19
Dec-12	010	012 - Call Center Division	010.11773	Customer Service System	74,614,518.15	1,207,944.07	73,406,574.08
Dec-12	010	012 - Call Center Division	010.11792	Energy Assistance Enhance	-103,165.37		-103,165.37
Dec-12	010	012 - Call Center Division	010.14523	MapFrame Upgrade 4.3.2	495,529.26		495,529.26
Dec-12	010	012 - Call Center Division	010.14886	Rewrite IRV & Softphone App	1,772,451.74		1,772,451.74
Dec-12	010	012 - Call Center Division	010.14902	CCC Infrastructure Improvement	711,817.22		711,817.22
Dec-12	010	012 - Call Center Division	010.18683	CC Centralization - FY13	10,231.57		10,231.57
Dec-12	010	012 - Call Center Division	010.18829	AMA-CC1212 Install drainage pipes	9,063.76		9,063.76
Dec-12	050	009 - WKG Division	050.21628	050.BGR.GIS.HWY 31W RELOC.	-3,329.55	5,099.98	-8,429.53
Dec-12	050	009 - WKG Division	050.23434	Hopkinsville 10-Inch Replacem	-6,500.00	62,536.93	-69,036.93
Dec-12	050	009 - WKG Division	050.23910	BowlingGreenLeakMains	15,215.66		15,215.66
Dec-12	050	009 - WKG Division	050.25289	Pipe splitting tool for Shelbyville	-37.14		-37.14
Dec-12	050	009 - WKG Division	050.25348	050.2638.Water Valley Replace	14,972.65	33.90	14,938.75

Month	Company	Service Area	Project	Project description	Cwlp Balance	AFUDC	Cwlp bal w/o Afudc
Dec-12	050	009 - WKG Division	050.25359	050.2636.Reg. & Relief upgrades	50,211.94	862.48	49,349.46
Dec-12	050	009 - WKG Division	050.26121	PRP.050.2734.Pritchardsville	-44.44	220.98	-265.42
Dec-12	050	009 - WKG Division	050.27003	050.2636.Southtown Relo.	54,522.84	407.98	54,114.86
Dec-12	050	009 - WKG Division	050.27096	050.PRP.2609.Danielstn 8 Inch	113,568.15		113,568.15
Dec-12	050	009 - WKG Division	050.27218	Easements	42,873.38	123.93	42,749.45
Dec-12	050	009 - WKG Division	050.28172	Replace ground bed	5,893.59	28.24	5,865.35
Dec-12	050	009 - WKG Division	050.28445	PRP.2734.MAIN Replc	892,791.03	6,130.04	886,660.99
Dec-12	050	009 - WKG Division	050.28782	PRP.2609.Empire Fruithill	182,221.24	29,032.84	153,188.40
Dec-12	050	009 - WKG Division	050.29055	Odorizer Replacement - Joppa	44,837.04	44.14	44,792.90
Dec-12	050	009 - WKG Division	050.29157	Husband Rd Reg Sta Upgrade	2,191.67		2,191.67
Dec-12	050	009 - WKG Division	050.29845	050.2736.Rogers Group	30,746.95	148.92	30,598.03
Dec-12	050	009 - WKG Division	050.29906	050.2638.Hwy 45 Four Lane	201,283.61	878.12	200,405.49
Dec-12	050	009 - WKG Division	050.30177	050.2638.W Vaughn Rd Ext	1,224.52		1,224.52
Dec-12	050	009 - WKG Division	050.30241	050.Sr Charles Ct Ext II	1,050.86	4.72	1,046.14
Dec-12	050	009 - WKG Division	050.30290	2738.GRN.HP BELO SUMMERSVILL	9,952.51	15.05	9,937.46
Dec-12	050	009 - WKG Division	050.30345	PRP.2735 PARK CITY	729,443.45	1,741.97	727,701.48
Dec-12	050	009 - WKG Division	050.30400	PRP.2734.N Main 2 Bare Replc	788.29	1.96	786.33
Dec-12	050	009 - WKG Division	050.30440	Fence for Clover St Reg Sta	1,383.17	2.26	1,380.91
Dec-12	050	009 - WKG Division	050.30442	SCBA for Union city	6,568.46		6,568.46
Dec-12	050	009 - WKG Division	050.30565	050.2736.TB 2 Reg. Replacement	58,944.31	294.91	58,649.40
Dec-12	050	009 - WKG Division	050.30574	PRP.2735.Duke-2nd-Cave City	788.38	1.96	786.42
Dec-12	050	009 - WKG Division	050.30730	050.2637.Lightfoot Rd Ext	6,252.12	13.00	6,239.12
Dec-12	050	009 - WKG Division	050.30863	050.2734.northridge VI	5,160.34	2.32	5,158.02
Dec-12	050	009 - WKG Division	050.30955	Ultra Shore Shoring Box	8,334.12		8,334.12
Dec-12	050	009 - WKG Division	050.31061	050.2638.McGuire Rd Relocate	6,087.50	21.84	6,065.66
Dec-12	050	009 - WKG Division	050.31066	PRP.2638. Mayfield 2012	266,487.87	825.36	265,662.51
Dec-12	050	009 - WKG Division	050.31248	PRP.2636.BOSLEY & GRIFFITH	227,191.38	821.78	226,369.60
Dec-12	050	009 - WKG Division	050.31251	050.2638.Paris Rd Relocate	524.76	2.12	522.64
Dec-12	050	009 - WKG Division	050.31259	050.2638.Charles Dr Ext	2,516.74	8.37	2,508.37
Dec-12	050	009 - WKG Division	050.31419	050.2638.Casablanca Ext	916.68	3.21	913.47
Dec-12	050	009 - WKG Division	050.31466	050.2636.Industrial Dr.	122,384.46	462.91	121,921.55
Dec-12	050	009 - WKG Division	050.31529	PRP.2636.Allen St. Alley	9,937.29	5.25	9,932.04
Dec-12	050	009 - WKG Division	050.31615	050.2602.Laptop and Desktop 2	27,347.89		27,347.89
Dec-12	050	009 - WKG Division	050.31653	050.2734.Three Springs Reloc.	348,658.35	227.85	348,430.51
Dec-12	050	009 - WKG Division	050.31669	050.2734.Oak Ridge Replc.	5,627.75	18.86	5,608.89
Dec-12	050	009 - WKG Division	050.31690	050.2734.S.Glen Ext.	16,288.06	22.63	16,265.43
Dec-12	050	009 - WKG Division	050.31691	050.2734.Springfield VII-A	6,368.34	17.82	6,350.52
Dec-12	050	009 - WKG Division	050.31693	PRP.2734.FAIR ST	227,045.50		227,045.50
Dec-12	050	009 - WKG Division	050.31776	PRP.2636.FORD & GRIFFITH PL W	131,699.55	392.83	131,306.72
Dec-12	050	009 - WKG Division	050.31735	050.009.OMU Uprate 040.11988	134,528.00		134,528.00
Dec-12	050	009 - WKG Division	050.31830	PRP.2735.WEST HORSE CAVE	189,158.98	350.80	188,808.18
Dec-12	050	009 - WKG Division	050.31855	PRP.2736.E 4th. and Brown St.	15,590.26		15,590.26
Dec-12	050	009 - WKG Division	050.31863	050.2638.Leah Way Ext II	593.45		593.45
Dec-12	050	009 - WKG Division	050.31914	050.2734.WestStBare Replc.	7,664.70	15.01	7,649.69
Dec-12	050	009 - WKG Division	050.31922	055.2734.Main - Wrenwood 2 in	4,374.76	12.11	4,362.65
Dec-12	050	009 - WKG Division	050.31923	050.2637.MCHS Ext	11,221.73		11,221.73
Dec-12	050	009 - WKG Division	050.31956	050.2637.Clinton Rd Relocate	23,021.18		23,021.18
Dec-12	050	009 - WKG Division	050.32020	PRP.2737.HAR.BROADWAY-MAGNOLI	343,447.54	416.18	343,031.36
Dec-12	050	009 - WKG Division	050.32021	2739.MEADOWBROOK SEC 3 PH 3	62.65	0.08	62.57
Dec-12	050	009 - WKG Division	050.32027	050.2636.Hawesville Reg.Sta.	28,534.34	50.40	28,483.94
Dec-12	050	009 - WKG Division	050.32038	PRP.2635.Marion.W Belleville	28,124.60		28,124.60
Dec-12	050	009 - WKG Division	050.32074	050.2736.PRP.Smith St	18,454.32	44.12	18,410.20
Dec-12	050	009 - WKG Division	050.32145	PRP.2636. BIRKHEAD AVE	108,649.83	111.22	108,538.61
Dec-12	050	009 - WKG Division	050.32412	PRP.2635.Marion.South Main St	20,906.22		20,906.22
Dec-12	050	009 - WKG Division	050.32595	050.2734.Lovers Ln. Ext.	10,083.91	6.21	10,077.70
Dec-12	050	009 - WKG Division	050.32601	PRP.2734.E 4TH MAIN REPI	68,962.28		68,962.28
Dec-12	050	009 - WKG Division	050.32626	050.2653.GPS Equipment	9,556.53		9,556.53
Dec-12	050	009 - WKG Division	050.32653	050.2637.Princess Jennifer II	4,237.85	4.57	4,233.28
Dec-12	050	009 - WKG Division	050.32671	050.2637.Triangle Ave Ext	1,964.32	1.85	1,962.47
Dec-12	050	009 - WKG Division	050.32676	050.2735.AUTUMN RIDGE	36,828.30	35.73	36,792.57
Dec-12	050	009 - WKG Division	050.32690	050.2609.Pipe Locator	4,831.64		4,831.64
Dec-12	050	009 - WKG Division	050.32694	050.2638.Meadows Subd IV	1,366.49	1.64	1,364.85
Dec-12	050	009 - WKG Division	050.32695	050.2602.CSS Computers	126,581.83		126,581.83
Dec-12	050	009 - WKG Division	050.32704	PRP.2734.State St Repl	219,151.74		219,151.74
Dec-12	050	009 - WKG Division	050.32716	050.2612.WMR Equipment	15,695.13	20.80	15,674.33
Dec-12	050	009 - WKG Division	050.32747	050.2634.Bruest Heaters 2013	6,093.31	2.74	6,090.57
Dec-12	050	009 - WKG Division	050.32769	PRP.2736.MECHANIC ST.	128,076.22	117.69	127,958.53
Dec-12	050	009 - WKG Division	050.32775	PRP.2609.Fruithill to Hoptown	81,703.44	43.35	81,660.09
Dec-12	050	009 - WKG Division	050.32779	050.2636.Fair Haven.	2,115.51	2.53	2,112.98
Dec-12	050	009 - WKG Division	050.32800	2739.SHV.2013 EQUIPMENT	51,596.40		51,596.40
Dec-12	050	009 - WKG Division	050.32806	2737.DANVILLE.EQUIPMENT.2013	57,992.02		57,992.02
Dec-12	050	009 - WKG Division	050.32807	2738.CVILLE.EQUIPMENT.2013	58,711.20		58,711.20
Dec-12	050	009 - WKG Division	050.32848	050.2635.Commerce St Ext	1,090.13	1.91	1,088.22
Dec-12	050	009 - WKG Division	050.32882	050.2634.Pooler Rd.	4,724.15	2.12	4,722.03
Dec-12	050	009 - WKG Division	050.32894	Schaeffer Rd Reg Replac	1,909.06		1,909.06
Dec-12	050	009 - WKG Division	050.32897	050.2609.TDW Machine	3,231.90	1.45	3,230.45
Dec-12	050	009 - WKG Division	050.32960	050.2734.Hwy31W Reloc - Frk	18,473.80	8.31	18,465.49
Dec-12	050	009 - WKG Division	050.32976	050.2734.MasseySprings II	2,668.63	1.20	2,667.43
Dec-12	050	009 - WKG Division	050.33025	050.2636.Hwy 2830	2,396.83	1.08	2,395.75
Dec-12	050	009 - WKG Division	050.33087	PRP.2734.EAST 2ND ST	1,763.30		1,763.30
Dec-12	050	009 - WKG Division	OH.050.17884	WKG State A&G Overhead	-380.21		-380.21
Dec-12	050	091 - Brentwood Division	050.16141	050.MO.HannibalIntegFunct2005.	3,954.33		3,954.33
Dec-12	050	091 - Brentwood Division	050.16152	050.TN.MorrisIntegFunct2005.	-13,094.04		-13,094.04
Dec-12	050	091 - Brentwood Division	050.16166	050.TN.MaryvIntegFunct2005.	9,872.29		9,872.29
Dec-12	050	091 - Brentwood Division	050.23778	TN.Franklin Integ RESI MEAS	538.50		538.50
Dec-12	050	091 - Brentwood Division	050.23779	TN.Maryville Integ RESI MEAS	1,077.01		1,077.01
Dec-12	050	091 - Brentwood Division	050.23781	TN.Mboro Integ RESI MEAS	1,153.39		1,153.39
Dec-12	050	091 - Brentwood Division	050.23782	TN.Shelbyville Integ RESI MEAS	538.50		538.50
Dec-12	050	091 - Brentwood Division	050.23790	GA.Gainesville Integ RESI MEAS	467.63		467.63
Dec-12	050	091 - Brentwood Division	050.23963	IL.Vandalia Integ COMM MEAS	77.18		77.18
Dec-12	050	091 - Brentwood Division	050.28341	3302.FY12.PCRReplc-KMD	159,198.52		159,198.52
Dec-12	050	091 - Brentwood Division	050.28343	3302.FY12.MOTReplc	95,117.01		95,117.01
Dec-12	050	091 - Brentwood Division	050.28346	3302.FY12.ModernReplac.	5,326.81		5,326.81
Dec-12	050	091 - Brentwood Division	050.28551	050.096.3439.NA.HILLMANHWY2	104.36		104.36
Dec-12	050	091 - Brentwood Division	050.28773	3302.FY12.MSOffice 2010 Lic	38,575.39		38,575.39
Dec-12	050	091 - Brentwood Division	050.29838	050.093.3435.NA.US.NITROGEN	72.94		72.94
Dec-12	050	091 - Brentwood Division	050.32108	KMD GIS Conflation Project	331,109.43		331,109.43
Dec-12	050	091 - Brentwood Division	OH.050.10000	UCG BU A&G Overhead	-7,283.38	216,744.13	-224,027.51

Month	Company	Service Area	Project	Project description	Cwip Balance	AFUDC	Cwip bal w/o Afudc
Dec-12	050	051 - Brentwood Division	OH.050.10002	UCG TN State A&G Overhead	20,375.13		20,375.13
Jan-13	010	002 - Dallas Atmos Rate Division	010.10879	TXU GAS CIS Conversion	60,147.73		60,147.73
Jan-13	010	002 - Dallas Atmos Rate Division	010.11017	E.010 Waco Call Center	-58,124.44		-58,124.44
Jan-13	010	002 - Dallas Atmos Rate Division	010.11123	E.010 Reporting Package	117,738.13		117,738.13
Jan-13	010	002 - Dallas Atmos Rate Division	010.11245	010.1134.WNA_For_Advantage CSO	217,697.56		217,697.56
Jan-13	010	002 - Dallas Atmos Rate Division	010.11356	010.1137-e-malle-dis_ HR/L1&D	662,390.46		662,390.46
Jan-13	010	002 - Dallas Atmos Rate Division	010.11565	CIS Screens Phase 1.0_B FY10	337,172.54		337,172.54
Jan-13	010	002 - Dallas Atmos Rate Division	010.11571	FACTA-FY10 Security & Acct Ctr	296,859.97		296,859.97
Jan-13	010	002 - Dallas Atmos Rate Division	010.11580	Aligne Pipe - FY10	2,112,715.30		2,112,715.30
Jan-13	010	002 - Dallas Atmos Rate Division	010.11671	E.010.Billing Desktops	-8,124.68		-8,124.68
Jan-13	010	002 - Dallas Atmos Rate Division	010.11705	E.010.Dispatch Desktops	-5,877.98		-5,877.98
Jan-13	010	002 - Dallas Atmos Rate Division	010.11706	E.010.Rev Mgmt Analyst Laptops	-5,109.49		-5,109.49
Jan-13	010	002 - Dallas Atmos Rate Division	010.11707	E.010.Rev Mgmt 2nd Monitors	104.19		104.19
Jan-13	010	002 - Dallas Atmos Rate Division	010.11708	E.010.FY11 Ama CCC Building	194.00		194.00
Jan-13	010	002 - Dallas Atmos Rate Division	010.11792	Energy Assistance Enhance	103,165.37		103,165.37
Jan-13	010	002 - Dallas Atmos Rate Division	010.12884	IVR and Softphone_Rewrite	993,120.11		993,120.11
Jan-13	010	002 - Dallas Atmos Rate Division	010.12985	Servie Line Project	139,632.21		139,632.21
Jan-13	010	002 - Dallas Atmos Rate Division	010.13018	Aligne IPP Interface Framework	178,185.48		178,185.48
Jan-13	010	002 - Dallas Atmos Rate Division	010.15037	Frankin Gas Control Hot Site	721,297.41		721,297.41
Jan-13	010	002 - Dallas Atmos Rate Division	010.16712	Line Locate Interface Upgrade	63,738.01		63,738.01
Jan-13	010	002 - Dallas Atmos Rate Division	010.18158	Franklin Gas Control Simulator	49,366.03		49,366.03
Jan-13	010	002 - Dallas Atmos Rate Division	010.18675	Tier 1 storage	842,535.74		842,535.74
Jan-13	010	002 - Dallas Atmos Rate Division	010.18688	Tax System Replacement (SAP)	295,587.39		295,587.39
Jan-13	010	002 - Dallas Atmos Rate Division	010.18694	GIS Enhancements	62,991.86		62,991.86
Jan-13	010	002 - Dallas Atmos Rate Division	010.18719	Laptops - CC1401	3,051.40		3,051.40
Jan-13	010	002 - Dallas Atmos Rate Division	010.18736	IBM	15,429.17		15,429.17
Jan-13	010	002 - Dallas Atmos Rate Division	010.18770	Backup and Recovery growth	742,597.15		742,597.15
Jan-13	010	002 - Dallas Atmos Rate Division	010.18776	CKV-Articulate Stylene	3,031.07		3,031.07
Jan-13	010	002 - Dallas Atmos Rate Division	010.18778	CKV-MacBook Pros	7,757.40		7,757.40
Jan-13	010	002 - Dallas Atmos Rate Division	010.18779	LC3-HR Expansion	27,359.26		27,359.26
Jan-13	010	002 - Dallas Atmos Rate Division	010.18901	Expand Storage at LCHI	673,370.62		673,370.62
Jan-13	010	002 - Dallas Atmos Rate Division	010.18920	IT Infrastructure Software	101,123.47		101,123.47
Jan-13	010	002 - Dallas Atmos Rate Division	010.19112	PC and Printer James Keith	923.13		923.13
Jan-13	010	002 - Dallas Atmos Rate Division	OH.010.10000	Corporate A&G Overhead	-1,060,857.32		-1,060,857.32
Jan-13	010	012 - Call Center Division	010.10979	TXU GAS CIS Conversion	-60,147.73		-60,147.73
Jan-13	010	012 - Call Center Division	010.11017	E.010 Waco Call Center	58,124.44		58,124.44
Jan-13	010	012 - Call Center Division	010.11123	E.010 Reporting Package	-112,738.13		-112,738.13
Jan-13	010	012 - Call Center Division	010.11245	010.1134.WNA_For_Advantage CSO	-217,697.56		-217,697.56
Jan-13	010	012 - Call Center Division	010.11565	CIS Screens Phase 1.0_B FY10	-337,172.54		-337,172.54
Jan-13	010	012 - Call Center Division	010.11571	FACTA-FY10 Security & Acct Ctr	-296,859.97		-296,859.97
Jan-13	010	012 - Call Center Division	010.11671	E.010.Billing Desktops	8,124.68		8,124.68
Jan-13	010	012 - Call Center Division	010.11705	E.010.Dispatch Desktops	5,877.98		5,877.98
Jan-13	010	012 - Call Center Division	010.11706	E.010.Rev Mgmt Analyst Laptops	5,109.49		5,109.49
Jan-13	010	012 - Call Center Division	010.11707	E.010.Rev Mgmt 2nd Monitors	-104.19		-104.19
Jan-13	010	012 - Call Center Division	010.11773	Customer Service System	75,368,219.47	1,275,175.62	74,093,043.85
Jan-13	010	012 - Call Center Division	010.11792	Energy Assistance Enhance	-103,165.37		-103,165.37
Jan-13	010	012 - Call Center Division	010.14523	Mapframe Upgrade 4.3.2	525,338.31		525,338.31
Jan-13	010	012 - Call Center Division	010.14886	Rewrite IRV & Softphone App	1,915,518.92		1,915,518.92
Jan-13	010	012 - Call Center Division	010.14902	CCC Infrastructure Improvement	733,235.14		733,235.14
Jan-13	010	012 - Call Center Division	010.18395	CC1215 - LCD Flat Panel Monitors	25,796.99		25,796.99
Jan-13	010	012 - Call Center Division	010.18585	CC1212AMA Fitness Equipment &TV's	14,013.65		14,013.65
Jan-13	010	012 - Call Center Division	010.18683	CC Centralization - FY13	14,818.61		14,818.61
Jan-13	010	012 - Call Center Division	010.18828	AMA-CC1212 Install drainage pipes	9,814.85		9,814.85
Jan-13	010	012 - Call Center Division	010.19031	WFM Monitors & Laptop	658.22		658.22
Jan-13	010	012 - Call Center Division	010.19048	CC1228-CAMERA & COMPUTER UPGRADE	12,194.59		12,194.59
Jan-13	010	012 - Call Center Division	010.19100	CKV - Repl Proj Bulbs	1,549.46		1,549.46
Jan-13	050	009 - WKG Division	050.21628	050.BGR.GLS.HWY 31W RELOC.	-3,329.55	5,099.98	-8,429.53
Jan-13	050	009 - WKG Division	050.23434	Hopkinsville 10-inch Replacem	-6,500.00	62,536.93	-69,036.93
Jan-13	050	009 - WKG Division	050.26121	PRP.050.2734.Pritchardsville	-44.44	220.98	-265.42
Jan-13	050	009 - WKG Division	050.27096	050.PRP.2609.Danielstn 8 Inch	113,568.15		113,568.15
Jan-13	050	009 - WKG Division	050.28172	Replace ground bed	5,893.59	28.24	5,865.35
Jan-13	050	009 - WKG Division	050.28445	PRP.2734.MAIN Replc	893,583.66	6,930.79	886,652.87
Jan-13	050	009 - WKG Division	050.29055	Odorizer Replacement - Joppa	44,837.04	44.14	44,792.90
Jan-13	050	009 - WKG Division	050.29845	050.2736.Rogers Group	30,750.33	176.49	30,573.84
Jan-13	050	009 - WKG Division	050.30345	PRP.2735 PARK CITY	730,098.38	2,396.90	727,701.48
Jan-13	050	009 - WKG Division	050.30400	PRP.2734.N Main 2 Bare Replc	789.00	2.67	786.33
Jan-13	050	009 - WKG Division	050.30565	050.2736.TB 2 Reg. Replacement	58,996.07	347.78	58,648.29
Jan-13	050	009 - WKG Division	050.30574	PRP.2735.Duke-2nd-Cave City	789.09	2.67	786.42
Jan-13	050	009 - WKG Division	050.30863	050.2734.northridge VI	4,929.71	6.86	4,922.85
Jan-13	050	009 - WKG Division	050.31066	PRP.2638. Mayfield 2012	288,230.30	1,074.19	287,156.11
Jan-13	050	009 - WKG Division	050.31248	PRP.2636.BOSLEY & GRIFFITH	227,299.13	1,025.56	226,273.57
Jan-13	050	009 - WKG Division	050.31251	050.2638.Paris Rd Relocate	524.76	2.12	522.64
Jan-13	050	009 - WKG Division	050.31259	050.2638.Charles Dr Ext	2,519.00	10.63	2,508.37
Jan-13	050	009 - WKG Division	050.31419	050.2638.Casablanca Ext	916.68	3.21	913.47
Jan-13	050	009 - WKG Division	050.31466	050.2636.Industrial Dr.	122,494.22	572.67	121,921.55
Jan-13	050	009 - WKG Division	050.31529	PRP.2636.Allen St. Alley	9,566.76	14.02	9,552.74
Jan-13	050	009 - WKG Division	050.31556	050.2637.Ogilvie Ave Ext	171.38	0.08	171.30
Jan-13	050	009 - WKG Division	050.31615	050.2602.Laptop and Desktop 2	27,347.89		27,347.89
Jan-13	050	009 - WKG Division	050.31634	050.2736.Reg Replacement	32,113.94	14.44	32,099.50
Jan-13	050	009 - WKG Division	050.31653	050.2734.Three Springs Reloc.	348,849.18	541.38	348,307.80
Jan-13	050	009 - WKG Division	050.31669	050.2734.Oak Ridge Replc.	5,632.80	23.91	5,608.89
Jan-13	050	009 - WKG Division	050.31690	050.2734.S.Glen Ext.	16,288.06	22.63	16,265.43
Jan-13	050	009 - WKG Division	050.31691	050.2734.Springfield VII-A	6,345.83	23.52	6,322.31
Jan-13	050	009 - WKG Division	050.31693	PRP.2734.FAIR ST	226,923.84		226,923.84
Jan-13	050	009 - WKG Division	050.31726	PRP.2636.FORD & GRIFFITH PL W	131,805.26	511.00	131,294.26
Jan-13	050	009 - WKG Division	050.31735	050.009.OMU Uprate 040.11988	134,528.00		134,528.00
Jan-13	050	009 - WKG Division	050.31830	PRP.2735 WEST HORSE CAVE	192,420.11	522.12	191,897.99
Jan-13	050	009 - WKG Division	050.31855	PRP.2736.E 4th. and Brown St.	15,531.99		15,531.99
Jan-13	050	009 - WKG Division	050.31863	050.2638.Leah Way Ext II	593.45		593.45
Jan-13	050	009 - WKG Division	050.31914	050.2734.WestStBare Replc.	7,626.80	21.87	7,604.93
Jan-13	050	009 - WKG Division	050.31922	055.2734.Main - Wrenwood 2 in	4,378.69	16.04	4,362.65
Jan-13	050	009 - WKG Division	050.31923	050.2637.MCHS Ext	11,221.73		11,221.73
Jan-13	050	009 - WKG Division	050.31956	050.2637.Clinton Rd Relocate	23,019.27		23,019.27
Jan-13	050	009 - WKG Division	050.32020	PRP.2737.HAR.BROADWAY-MAGNOLI	381,861.77	742.05	381,119.72
Jan-13	050	009 - WKG Division	050.32021	2739.MEADOWBROOK SEC 3 PH 3	62.65	0.08	62.57
Jan-13	050	009 - WKG Division	050.32027	050.2636.Hawesville Reg Sta.	50,222.47	85.78	50,136.69
Jan-13	050	009 - WKG Division	050.32038	PRP.2635.Marion W Belleville	28,114.63		28,114.63
Jan-13	050	009 - WKG Division	050.32074	050.2736.PRP.Smith St	18,470.89	60.69	18,410.20

Month	Company	Service Area	Project	Project description	Cwlp Balance	AFUDC	Cwlp bal w/o Afude
Jan-13	050	009 - WKG Division	050.32145	PRP.2636, BIRKHEAD AVE	220,029.74	258.96	219,770.78
Jan-13	050	009 - WKG Division	050.32412	PRP.2635,Marlon.South Meln St	24,574.04		24,574.04
Jan-13	050	009 - WKG Division	050.32595	050.2734.Lovers Ln. Ext.	10,092.98	15.28	10,077.70
Jan-13	050	009 - WKG Division	050.32601	PRP.2734.E 4TH MAIN REPL	75,949.81		75,949.81
Jan-13	050	009 - WKG Division	050.32626	050.2653.GPS Equipment	9,556.53		9,556.53
Jan-13	050	009 - WKG Division	050.32653	050.2637.Princess Jennifer II	4,175.07	8.35	4,166.72
Jan-13	050	009 - WKG Division	050.32671	050.2637.Triangle Ave Ext	1,924.14	3.60	1,920.54
Jan-13	050	009 - WKG Division	050.32676	050.2735.AUTUMN RIDGE	83,967.50	89.99	83,777.51
Jan-13	050	009 - WKG Division	050.32688	050.2609.St.Charles Wells	294,317.05	132.38	294,184.67
Jan-13	050	009 - WKG Division	050.32694	050.2638.Meadows Subd IV	1,358.17	2.86	1,355.31
Jan-13	050	009 - WKG Division	050.32695	050.2602.CSS Computers	130,836.97		130,836.97
Jan-13	050	009 - WKG Division	050.32701	050.2612.RMLD	21,769.72		21,769.72
Jan-13	050	009 - WKG Division	050.32704	PRP.2734.State St Repl	352,360.01		352,360.01
Jan-13	050	009 - WKG Division	050.32716	050.2612.WMR Equipment	44,891.06	46.03	44,843.03
Jan-13	050	009 - WKG Division	050.32747	050.2634.Bruest Heaters 2013	6,444.22	8.38	6,435.84
Jan-13	050	009 - WKG Division	050.32769	PRP.2736.MECHANIC St.	165,131.80	249.47	164,882.33
Jan-13	050	009 - WKG Division	050.32775	PRP.2609.Fruithill to Hoptown	237,112.79	186.71	236,926.08
Jan-13	050	009 - WKG Division	050.32779	050.2636.Fair Haven.	2,086.38	4.42	2,081.96
Jan-13	050	009 - WKG Division	050.32800	2739.SHV.2013 EQUIPMENT	55,282.88		55,282.88
Jan-13	050	009 - WKG Division	050.32806	2737.DANVILLE.EQUIPMENT.2013	57,992.02		57,992.02
Jan-13	050	009 - WKG Division	050.32807	2738.CVILLE.EQUIPMENT.2013	58,711.20		58,711.20
Jan-13	050	009 - WKG Division	050.32818	050.2637.McKendree Ext	-352.03		-352.03
Jan-13	050	009 - WKG Division	050.32848	050.2635.Commerce St Ext	1,071.42	2.88	1,068.54
Jan-13	050	009 - WKG Division	050.32882	050.2634.Poole Rd.	4,270.10	6.16	4,263.94
Jan-13	050	009 - WKG Division	050.32894	Schaeffer Rd Reg Replace	7,697.32		7,697.32
Jan-13	050	009 - WKG Division	050.32897	050.2609.TDW Machine	3,833.51	4.63	3,828.88
Jan-13	050	009 - WKG Division	050.32930	PRP.2737.HAR.COLLEGE-CORNISH	47,878.99	21.54	47,857.45
Jan-13	050	009 - WKG Division	050.32960	050.2734.Hwy31W Reloc - Frk	60,749.95	43.94	60,706.01
Jan-13	050	009 - WKG Division	050.32976	050.2734.MasseySprings II	2,588.95	3.56	2,585.39
Jan-13	050	009 - WKG Division	050.32998	050.2612.ECAT Replacement KY	8,210.09	3.69	8,206.40
Jan-13	050	009 - WKG Division	050.33025	050.2636.Hwy 2830	2,656.08	3.35	2,652.73
Jan-13	050	009 - WKG Division	050.33087	PRP.2734.EAST 2ND ST	19,054.70		19,054.70
Jan-13	050	009 - WKG Division	050.33093	MEC Forfeiture 04.10129-009	-35,335.05		-35,335.05
Jan-13	050	009 - WKG Division	050.33111	MEC Forfeiture SA 009	-22,992.81		-22,992.81
Jan-13	050	009 - WKG Division	050.33143	050.2734.Cumberland Ridge V	2,222.81	1.00	2,221.81
Jan-13	050	009 - WKG Division	050.33144	PRP Horse Cave SE 2013	63,243.21	28.45	63,214.76
Jan-13	050	009 - WKG Division	050.33154	050.2734.Vet.Mem and Gordon	2,989.33	1.34	2,987.99
Jan-13	050	009 - WKG Division	050.33156	050.2636.Greenville Office	3,541.42		3,541.42
Jan-13	050	009 - WKG Division	050.33220	PRP.2734.Fairview and High	5,527.92	2.49	5,525.43
Jan-13	050	009 - WKG Division	050.33242	050.2634.University Circle	680.28	0.31	679.97
Jan-13	050	009 - WKG Division	050.33243	PRP.2634.Daves St.	1,629.95	0.73	1,629.22
Jan-13	050	009 - WKG Division	050.33245	PRP.2734.9th-Nashville Replc	1,170.32	0.53	1,170.39
Jan-13	050	009 - WKG Division	050.33248	Valve Changer Kits - 4 each	7,789.07		7,789.07
Jan-13	050	009 - WKG Division	050.33252	050.2736.N. Elm St.	1,131.24	0.51	1,130.73
Jan-13	050	009 - WKG Division	050.33293	050.2736.Hwy 41A	2,106.15	0.95	2,105.20
Jan-13	050	009 - WKG Division	050.33298	050.2636.W. 2nd. St.	1,428.34	0.64	1,427.70
Jan-13	050	009 - WKG Division	OH.050.17884	WKG State A&G Overhead	197,065.89		197,065.89
Jan-13	050	091 - Brentwood Division	050.16141	050.MO.HannibalIntegFunct2005.	3,954.33		3,954.33
Jan-13	050	091 - Brentwood Division	050.16152	050.TN.MorrisIntegFunct2005.	-13,094.04		-13,094.04
Jan-13	050	091 - Brentwood Division	050.16166	050.TN.MaryvilleIntegFunct2005.	9,872.29		9,872.29
Jan-13	050	091 - Brentwood Division	050.23778	TN.Franklin Integ RESI MEAS	538.50		538.50
Jan-13	050	091 - Brentwood Division	050.23779	TN.Maryville Integ RESI MEAS	1,077.01		1,077.01
Jan-13	050	091 - Brentwood Division	050.23781	TN.Morbo Integ RESI MEAS	1,153.39		1,153.39
Jan-13	050	091 - Brentwood Division	050.23782	TN.Shelbyville Integ RESI MEAS	538.50		538.50
Jan-13	050	091 - Brentwood Division	050.23790	GA.Gainesville Integ RESI MEAS	467.63		467.63
Jan-13	050	091 - Brentwood Division	050.23963	IL.Vandalia Integ COMM MEAS	77.18		77.18
Jan-13	050	091 - Brentwood Division	050.28341	3302.FY12.PCReplc-KMD	159,198.52		159,198.52
Jan-13	050	091 - Brentwood Division	050.28343	3302.FY12.MDRReplc	95,117.01		95,117.01
Jan-13	050	091 - Brentwood Division	050.28346	3302.FY12.ModemReplac.	5,326.81		5,326.81
Jan-13	050	091 - Brentwood Division	050.28551	050.096.3439.NA.HILLMANHWY2	104.36		104.36
Jan-13	050	091 - Brentwood Division	050.28773	3302.FY12.MSOOffice 2010 Lic	38,575.39		38,575.39
Jan-13	050	091 - Brentwood Division	050.29888	050.093.3435.NA.US.NITROGEN	72.94		72.94
Jan-13	050	091 - Brentwood Division	050.32108	KMD GIS Configuration Project	347,557.19		347,557.19
Jan-13	050	091 - Brentwood Division	050.32843	FY13 KMD PC & MDT Replace	167,647.23		167,647.23
Jan-13	050	091 - Brentwood Division	OH.050.10000	UCG 8U A&G Overhead	-169,735.96	216,744.13	-386,480.09
Jan-13	050	091 - Brentwood Division	OH.050.10002	UCG TN State A&G Overhead	20,375.13		20,375.13
Feb-13	010	002 - Dallas Atmos Rate Division	010.10979	TXU GAS CIS Conversion	60,147.73		60,147.73
Feb-13	010	002 - Dallas Atmos Rate Division	010.11017	E.010.Waco Call Center	-58,124.44		-58,124.44
Feb-13	010	002 - Dallas Atmos Rate Division	010.11123	E.010.Reporting Package	112,738.13		112,738.13
Feb-13	010	002 - Dallas Atmos Rate Division	010.11245	010.1134.WNA_For_Advantage CSO	217,697.56		217,697.56
Feb-13	010	002 - Dallas Atmos Rate Division	010.11256	010.1137-e-malle-dis_ HR/L&D	662,390.46		662,390.46
Feb-13	010	002 - Dallas Atmos Rate Division	010.11265	CIS Screens Phase 1.0_B FY10	337,172.54		337,172.54
Feb-13	010	002 - Dallas Atmos Rate Division	010.11571	FACTA-FY10 Security & Acct Ctr	296,859.97		296,859.97
Feb-13	010	002 - Dallas Atmos Rate Division	010.113580	Aligne Pipe - FY10	2,142,645.71		2,142,645.71
Feb-13	010	002 - Dallas Atmos Rate Division	010.11671	E.010.Billing Desktops	-8,124.68		-8,124.68
Feb-13	010	002 - Dallas Atmos Rate Division	010.11705	E.010.Dispatch Desktops	-5,877.98		-5,877.98
Feb-13	010	002 - Dallas Atmos Rate Division	010.11706	E.010.Rev Mgmt Analyst Laptops	-5,109.49		-5,109.49
Feb-13	010	002 - Dallas Atmos Rate Division	010.11707	E.010.Rev Mgmt 2nd Monitors	104.19		104.19
Feb-13	010	002 - Dallas Atmos Rate Division	010.11708	E.010.FY11 Ama CCC Building	194.00		194.00
Feb-13	010	002 - Dallas Atmos Rate Division	010.11792	Energy Assistance Enhance	103,165.37		103,165.37
Feb-13	010	002 - Dallas Atmos Rate Division	010.12884	IVR and Softphone_Rewrite	993,120.11		993,120.11
Feb-13	010	002 - Dallas Atmos Rate Division	010.12985	Servie Line Project	139,632.21		139,632.21
Feb-13	010	002 - Dallas Atmos Rate Division	010.13018	Aligne IPP Interface Framework	178,185.48		178,185.48
Feb-13	010	002 - Dallas Atmos Rate Division	010.15037	Franklin Gas Control Hot Site	852,962.77		852,962.77
Feb-13	010	002 - Dallas Atmos Rate Division	010.16712	Line Locate Interface Upgrade	63,738.01		63,738.01
Feb-13	010	002 - Dallas Atmos Rate Division	010.18158	Franklin Gas Control Simulator	49,366.03		49,366.03
Feb-13	010	002 - Dallas Atmos Rate Division	010.18675	Tier 1 storage	937,814.49		937,814.49
Feb-13	010	002 - Dallas Atmos Rate Division	010.18688	Tax System Replacement (SAP)	295,587.39		295,587.39
Feb-13	010	002 - Dallas Atmos Rate Division	010.18694	GIS Enhancements	62,991.86		62,991.86
Feb-13	010	002 - Dallas Atmos Rate Division	010.18719	Laptops - CC1401	3,051.40		3,051.40
Feb-13	010	002 - Dallas Atmos Rate Division	010.18736	DIM	31,345.31		31,345.31
Feb-13	010	002 - Dallas Atmos Rate Division	010.18770	Backup and Recovery growth	492,921.22		492,921.22
Feb-13	010	002 - Dallas Atmos Rate Division	010.18776	CKV-Articulate Storyline	3,261.74		3,261.74
Feb-13	010	002 - Dallas Atmos Rate Division	010.18778	CKV-MacBook Pros	7,914.36		7,914.36
Feb-13	010	002 - Dallas Atmos Rate Division	010.18779	LC3-HR Expansion	27,189.65		27,189.65
Feb-13	010	002 - Dallas Atmos Rate Division	010.18901	Expand Storage at LCIH	668,607.75		668,607.75
Feb-13	010	002 - Dallas Atmos Rate Division	010.18920	IT Infrastructure Software	101,431.64		101,431.64
Feb-13	010	002 - Dallas Atmos Rate Division	010.18970	CKV_Security Cameras	54,009.71		54,009.71

Month	Company	Service Area	Project	Project description	Cwip Balance	AFUDC	Cwip bal w/o Afudc
Feb-13	010	002 - Dallas Atmos Rate Division	010.19093	FY13 SHSR PC Replacement	40,369.85		40,369.85
Feb-13	010	002 - Dallas Atmos Rate Division	010.19112	PC and Printer James Keith	2,273.82		2,273.82
Feb-13	010	002 - Dallas Atmos Rate Division	010.19163	Payroll MICR Printer	1,906.11		1,906.11
Feb-13	010	002 - Dallas Atmos Rate Division	010.19225	LCM 16th Flr Conf Rm Upgrade	12,542.22		12,542.22
Feb-13	010	002 - Dallas Atmos Rate Division	010.19228	LC3-18 Flr-Sweeten Conf Rm	497.42		497.42
Feb-13	010	002 - Dallas Atmos Rate Division	010.19228	LC3-18 Flr-Sweeten Conf Rm	497.42		497.42
Feb-13	010	002 - Dallas Atmos Rate Division	010.19228	LC3-18 Flr-Sweeten Conf Rm	497.42		497.42
Feb-13	010	002 - Dallas Atmos Rate Division	010.19228	LC3-18 Flr-Sweeten Conf Rm	497.42		497.42
Feb-13	050	009 - WKG Division	050.21628	Corporate A&G Overhead	-2,429,380.41		-2,429,380.41
Feb-13	050	009 - WKG Division	050.21628	Corporate A&G Overhead	-3,329.55	5,099.98	-8,429.53
Feb-13	050	009 - WKG Division	050.26121	PRP.050.2734.Pritchardsville	-44.44	220.98	-265.42
Feb-13	050	009 - WKG Division	050.27096	050.PRP.2609.Danielstn 8 Inch	113,568.15		113,568.15
Feb-13	050	009 - WKG Division	050.28172	Replace ground bed	5,893.59	28.24	5,865.35
Feb-13	050	009 - WKG Division	050.28445	PRP.2734.MAIN Replc	894,377.00	7,774.13	886,602.87
Feb-13	050	009 - WKG Division	050.29055	Odorizer Replacement - Joppa	44,837.04	44.14	44,792.90
Feb-13	050	009 - WKG Division	050.29845	050.2736.Rogers Group	30,777.64	203.80	30,573.84
Feb-13	050	009 - WKG Division	050.30345	PRP.2735.PARK CITY	730,098.38	2,396.90	727,701.48
Feb-13	050	009 - WKG Division	050.30400	PRP.2734.N Main 2 Bare Replc	789.00	2.67	786.33
Feb-13	050	009 - WKG Division	050.30574	PRP.2735.Duke-2nd-Cave City	789.09	2.67	786.42
Feb-13	050	009 - WKG Division	050.30863	050.2734.northridge VI	4,840.72	11.21	4,829.51
Feb-13	050	009 - WKG Division	050.31248	PRP.2636.BOSLEY & GRIFFITH	243,716.81	1,234.64	242,482.17
Feb-13	050	009 - WKG Division	050.31259	050.2638.Charles Dr Ext	2,519.00	10.63	2,508.37
Feb-13	050	009 - WKG Division	050.31419	050.2638.Casablanca Ext	916.68	3.21	913.47
Feb-13	050	009 - WKG Division	050.31466	050.2636.Industrial Dr.	149,457.41	693.38	148,764.03
Feb-13	050	009 - WKG Division	050.31529	PRP.2636.Allen St. Alley	9,402.44	22.46	9,379.98
Feb-13	050	009 - WKG Division	050.31556	050.2637.Ogilvie Ave Ext	134.48	0.22	134.26
Feb-13	050	009 - WKG Division	050.31615	050.2602.Laptop and Desktop 2	27,347.89		27,347.89
Feb-13	050	009 - WKG Division	050.31634	050.2736.Reg Replacement	32,142.56	43.06	32,099.50
Feb-13	050	009 - WKG Division	050.31653	050.2734.Three Springs Reloc.	349,159.76	851.96	348,307.80
Feb-13	050	009 - WKG Division	050.31669	050.2734.Oak Ridge Replc.	5,632.80	23.91	5,608.89
Feb-13	050	009 - WKG Division	050.31690	050.2734.S.Glen Ext.	21,805.29	39.59	21,765.70
Feb-13	050	009 - WKG Division	050.31691	050.2734.Springfield VII-A	6,351.47	29.16	6,322.31
Feb-13	050	009 - WKG Division	050.31693	PRP.2734.FAIR ST	226,908.48		226,908.48
Feb-13	050	009 - WKG Division	050.31726	PRP.2636.FORD & GRIFFITH PL W	131,922.33	628.07	131,294.26
Feb-13	050	009 - WKG Division	050.31735	050.009.OMU Uprate 040.11988	134,528.00		134,528.00
Feb-13	050	009 - WKG Division	050.31830	PRP.2735.WEST HORSE CAVE	198,944.21	696.06	198,248.15
Feb-13	050	009 - WKG Division	050.31863	050.2638.Leah Way Ext II	593.45		593.45
Feb-13	050	009 - WKG Division	050.31914	050.2734.WestStBare Replc.	7,633.58	28.65	7,604.93
Feb-13	050	009 - WKG Division	050.31922	055.2734.Main - Wrenwood 2 in	4,378.69	16.04	4,362.65
Feb-13	050	009 - WKG Division	050.31956	050.2637.Clinton Rd Relocate	23,019.27		23,019.27
Feb-13	050	009 - WKG Division	050.32020	PRP.2737.HAR.BROADWAY-MAGNOLI	380,676.79	1,081.20	379,595.59
Feb-13	050	009 - WKG Division	050.32021	2739.MEADOWBROOK SEC 3 PH 3	62.65	0.08	62.57
Feb-13	050	009 - WKG Division	050.32027	050.2636.Hawesville Reg Sta.	50,513.75	130.60	50,383.15
Feb-13	050	009 - WKG Division	050.32038	PRP.2635.Marion,W Belleville	80,404.53		80,404.53
Feb-13	050	009 - WKG Division	050.32145	PRP.2636.BIRKHEAD AVE	266,170.67	475.40	265,695.27
Feb-13	050	009 - WKG Division	050.32412	PRP.2635.Marion.South Main St	152,152.65		152,152.65
Feb-13	050	009 - WKG Division	050.32595	050.2734.Lovers Ln. Ext.	10,615.40	24.49	10,590.91
Feb-13	050	009 - WKG Division	050.32601	PRP.2734.E 4TH MAIN REPL	75,414.82		75,414.82
Feb-13	050	009 - WKG Division	050.32626	050.2653.GPS Equipment	9,556.53		9,556.53
Feb-13	050	009 - WKG Division	050.32653	050.2637.Princess Jennifer II	4,175.78	12.06	4,163.72
Feb-13	050	009 - WKG Division	050.32671	050.2637.Triangle Ave Ext	1,922.85	5.31	1,917.54
Feb-13	050	009 - WKG Division	050.32676	050.2735.AUTUMN RIDGE	105,923.15	174.49	105,748.66
Feb-13	050	009 - WKG Division	050.32688	050.2609.St.Charles Wells	296,471.55	395.54	296,076.01
Feb-13	050	009 - WKG Division	050.32694	050.2638.Meadows Subd IV	1,359.38	4.07	1,355.31
Feb-13	050	009 - WKG Division	050.32704	PRP.2734.State St Repl	359,800.87		359,800.87
Feb-13	050	009 - WKG Division	050.32747	050.2634.Bruest Heaters 2013	6,537.85	14.16	6,523.69
Feb-13	050	009 - WKG Division	050.32775	PRP.2609.Fruithill to Hoptown	1,765,796.47	1,079.11	1,764,717.36
Feb-13	050	009 - WKG Division	050.32779	050.2636.Fair Haven.	5,653.01	7.87	5,645.14
Feb-13	050	009 - WKG Division	050.32800	2739.SHV.2013 EQUIPMENT	57,121.89		57,121.89
Feb-13	050	009 - WKG Division	050.32806	2737.DANVILLE EQUIPMENT.2013	60,791.67		60,791.67
Feb-13	050	009 - WKG Division	050.32807	2738.CVILLE EQUIPMENT.2013	58,711.20		58,711.20
Feb-13	050	009 - WKG Division	050.32818	050.2637.McKendree Ext	783.50	0.19	783.31
Feb-13	050	009 - WKG Division	050.32848	050.2635.Commerce St Ext	1,072.37	3.83	1,068.54
Feb-13	050	009 - WKG Division	050.32894	Schaeffer Rd Reg Replace	7,663.75		7,663.75
Feb-13	050	009 - WKG Division	050.32897	050.2609.TDW Machine	5,855.30	8.94	5,846.36
Feb-13	050	009 - WKG Division	050.32930	PRP.2737.HAR.COLLEGE-CORNISH	160,092.37	114.20	159,978.17
Feb-13	050	009 - WKG Division	050.32960	050.2734.Hwy31W Reloc - Frk	103,896.05	117.27	103,778.78
Feb-13	050	009 - WKG Division	050.32976	050.2734.MasseySprings II	2,558.68	5.85	2,552.83
Feb-13	050	009 - WKG Division	050.32998	050.2612.ECAT Replacement KY	8,217.41	11.01	8,206.40
Feb-13	050	009 - WKG Division	050.33025	050.2636.Hwy 2B30	2,602.82	5.69	2,597.13
Feb-13	050	009 - WKG Division	050.33057	PRP.2736.EAST 2ND ST	20,765.36		20,765.36
Feb-13	050	009 - WKG Division	050.33142	050.2609.Misc. Equipment	17,183.43		17,183.43
Feb-13	050	009 - WKG Division	050.33143	050.2734.Cumberland Ridge V	2,224.79	2.98	2,221.81
Feb-13	050	009 - WKG Division	050.33144	PRP Horse Cave SE 2013	157,250.00	126.68	157,123.32
Feb-13	050	009 - WKG Division	050.33154	050.2734.Vet.Mem and Gordon	23,081.64	12.96	23,068.68
Feb-13	050	009 - WKG Division	050.33156	050.2636.Greenville Office	66,841.44		66,841.44
Feb-13	050	009 - WKG Division	050.33220	PRP.2734.Fairview and High	5,532.85	7.42	5,525.43
Feb-13	050	009 - WKG Division	050.33242	050.2634.University Circle	937.86	1.03	936.83
Feb-13	050	009 - WKG Division	050.33245	PRP.2734.9th-Nashville Replc	93,460.00	42.70	93,417.30
Feb-13	050	009 - WKG Division	050.33248	Valve Changer Kits - 4 each	7,789.07		7,789.07
Feb-13	050	009 - WKG Division	050.33252	050.2736.N. Elm St.	1,132.25	1.52	1,130.73
Feb-13	050	009 - WKG Division	050.33283	050.2736.Hwy 41A	2,108.03	2.83	2,105.20
Feb-13	050	009 - WKG Division	050.33294	PRP.2734.Auburn Repl 2013	39,651.87	17.67	39,634.20
Feb-13	050	009 - WKG Division	050.33298	050.2636.W. 2nd. St.	1,429.61	1.91	1,427.70
Feb-13	050	009 - WKG Division	050.33372	Purchase of a new R.M.L.D	29,833.32		29,833.32
Feb-13	050	009 - WKG Division	050.33413	050.2634.Northern Star Way	5,014.76	2.23	5,012.53
Feb-13	050	009 - WKG Division	050.33425	PRP.2636.Glendale Dr.	629.94	0.28	629.66
Feb-13	050	009 - WKG Division	050.33502	050.2734.SplenGables Apprch	16,587.21	7.39	16,579.82
Feb-13	050	009 - WKG Division	050.33534	PRP.2734.WOODFORD STA REPL	1,808.69		1,808.69
Feb-13	050	009 - WKG Division	050.33542	050.2636.Bourbon Cl.	2,878.72	1.28	2,877.44
Feb-13	050	009 - WKG Division	050.33543	050.2636.Challenger Ctr. 2	314.93	0.14	314.79
Feb-13	050	009 - WKG Division	050.33564	050.2636.Silent Doe	98.63	0.04	98.59
Feb-13	050	009 - WKG Division	050.33564	WKG State A&G Overhead	35,296.74		35,296.74
Feb-13	010	012 - Call Center Division	010.10979	TXU GAS CIS Conversion	-60,147.73		-60,147.73
Feb-13	010	012 - Call Center Division	010.11017	E.010 Waco Call Center	58,124.44		58,124.44
Feb-13	010	012 - Call Center Division	010.11123	E.010 Reporting Package	-112,738.13		-112,738.13
Feb-13	010	012 - Call Center Division	010.11245	010.1134.WNA_For_Advantage(CSO	-217,697.56		-217,697.56
Feb-13	010	012 - Call Center Division	010.11565	CIS Screens Phase 1_0_B FY10	-337,172.54		-337,172.54
Feb-13	010	012 - Call Center Division	010.11571	FACTA-FY10 Security & Acct Ctr	-296,859.97		-296,859.97
Feb-13	010	012 - Call Center Division	010.11671	E.010 Billing Desktops	8,124.68		8,124.68
Feb-13	010	012 - Call Center Division	010.11705	E.010.Dispatch Desktops	5,877.98		5,877.98

Month	Company	Service Area	Project	Project description	Cwlp Balance	AFBDC	Cwlp bal w/o Afbdc
Feb-13	010	012 - Call Center Division	010.11706	E.010.Rev Mgmt Analyst Laptops	5,109.49		5,109.49
Feb-13	010	012 - Call Center Division	010.11707	E.010.Rev Mgmt 2nd Monitors	-104.19		-104.19
Feb-13	010	012 - Call Center Division	010.11773	Customer Service System	76,366,053.67	1,342,505.80	75,023,547.87
Feb-13	010	012 - Call Center Division	010.11792	Energy Assistance Enhance	-103,165.37		-103,165.37
Feb-13	010	012 - Call Center Division	010.14523	MapFrame Upgrade 4.3.2	568,151.29		568,151.29
Feb-13	010	012 - Call Center Division	010.14886	Rewrite IRV & Softphone App	1,945,192.17		1,945,192.17
Feb-13	010	012 - Call Center Division	010.14902	CCC Infrastructure Improvement	735,002.12		735,002.12
Feb-13	010	012 - Call Center Division	010.18395	CC1215 - LCD Flat Panel Monitors	27,925.25		27,925.25
Feb-13	010	012 - Call Center Division	010.18416	CC1212 Concrete sidewalk by bldg	5,002.95		5,002.95
Feb-13	010	012 - Call Center Division	010.18585	CC1212AMA Fitness Equipment &TV's	14,668.96		14,668.96
Feb-13	010	012 - Call Center Division	010.18683	CC Centralization - FY13	30,009.76		30,009.76
Feb-13	010	012 - Call Center Division	010.18829	AMA-CC1212 Install drainage pipes	9,814.85		9,814.85
Feb-13	010	012 - Call Center Division	010.19031	WFM Monitors & Laptop	2,119.03		2,119.03
Feb-13	010	012 - Call Center Division	010.19048	CC1228-CAMERA & COMPUTER UPGRADE	13,200.65		13,200.65
Feb-13	010	012 - Call Center Division	010.19077	FY13 PC Replacement - Cust Cn Ctr	2,317.56		2,317.56
Feb-13	010	012 - Call Center Division	010.19082	CC1215-Laptop/Monitors - Plano Disp	2,028.42		2,028.42
Feb-13	010	012 - Call Center Division	010.19111	CC 1227- monitors for 4th floor	17,859.80		17,859.80
Feb-13	010	012 - Call Center Division	010.19195	Badge Printer/Desktop/Monitors	3,282.94		3,282.94
Feb-13	010	012 - Call Center Division	010.19286	CC1228 - (1) COMPUTER	538.89		538.89
Feb-13	050	091 - Brentwood Division	050.16141	050.MO.HannibalIntegFunc2005.	3,954.33		3,954.33
Feb-13	050	091 - Brentwood Division	050.16152	050.TN.MorristonIntegFunc2005.	-13,094.04		-13,094.04
Feb-13	050	091 - Brentwood Division	050.16166	050.TN.MaryvilleIntegFunc2005.	9,872.29		9,872.29
Feb-13	050	091 - Brentwood Division	050.23778	TN.Franklin Integ RESI MEAS	538.50		538.50
Feb-13	050	091 - Brentwood Division	050.23779	TN.Maryville Integ RESI MEAS	1,077.01		1,077.01
Feb-13	050	091 - Brentwood Division	050.23781	TN.Mbore Integ RESI MEAS	1,153.39		1,153.39
Feb-13	050	091 - Brentwood Division	050.23782	TN.Shelbyville Integ RESI MEAS	538.50		538.50
Feb-13	050	091 - Brentwood Division	050.23790	GA.Gainesville Integ RESI MEAS	467.63		467.63
Feb-13	050	091 - Brentwood Division	050.23963	IL.Vandalla Integ COMM MEAS	77.18		77.18
Feb-13	050	091 - Brentwood Division	050.28346	3302.FY12.ModemReplac	5,326.81		5,326.81
Feb-13	050	091 - Brentwood Division	050.28551	050.096.3439.NA.HILLMARHWY2	104.36		104.36
Feb-13	050	091 - Brentwood Division	050.28773	3302.FY12.MSOffice 2010 Lic	38,575.39		38,575.39
Feb-13	050	091 - Brentwood Division	050.29888	050.093.3435.NA.US.NITROGEN	72.94		72.94
Feb-13	050	091 - Brentwood Division	050.32108	KMD GIS Conflation Project	479,329.39		479,329.39
Feb-13	050	091 - Brentwood Division	050.32843	FY13 KMD PC & MDT Replace	167,647.23		167,647.23
Feb-13	050	091 - Brentwood Division	OH.050.10000	UCG BU A&G Overhead	-160,933.95	216,744.13	-377,678.08
Feb-13	050	091 - Brentwood Division	OH.050.10002	UCG TN State A&G Overhead	20,375.13		20,375.13
Mar-13	010	002 - Dallas Atmos Rate Division	010.10979	TXU GAS CIS Conversion	60,147.73		60,147.73
Mar-13	010	002 - Dallas Atmos Rate Division	010.11017	E.010 Waco Call Center	-58,124.44		-58,124.44
Mar-13	010	002 - Dallas Atmos Rate Division	010.11123	E.010 Reporting Package	112,738.13		112,738.13
Mar-13	010	002 - Dallas Atmos Rate Division	010.11245	010.1134.WNA_For_Advantage CSO	217,697.56		217,697.56
Mar-13	010	002 - Dallas Atmos Rate Division	010.11356	010.1137-e-malle-dis_ HR/L/&D	662,390.46		662,390.46
Mar-13	010	002 - Dallas Atmos Rate Division	010.11565	CIS Screens Phase 1.0_B FY10	337,172.54		337,172.54
Mar-13	010	002 - Dallas Atmos Rate Division	010.11571	FACTA-FY10 Security & Acct Ctr	296,859.97		296,859.97
Mar-13	010	002 - Dallas Atmos Rate Division	010.11580	Aligne Pipe - FY10	2,159,456.13		2,159,456.13
Mar-13	010	002 - Dallas Atmos Rate Division	010.11671	E.010.Billing Desktops	-8,124.68		-8,124.68
Mar-13	010	002 - Dallas Atmos Rate Division	010.11705	E.010.Dispatch Desktops	-5,877.98		-5,877.98
Mar-13	010	002 - Dallas Atmos Rate Division	010.11706	E.010.Rev Mgmt Analyst Laptops	-5,109.49		-5,109.49
Mar-13	010	002 - Dallas Atmos Rate Division	010.11707	E.010.Rev Mgmt 2nd Monitors	104.19		104.19
Mar-13	010	002 - Dallas Atmos Rate Division	010.11708	E.010.FY11.Ama CCC Building	194.00		194.00
Mar-13	010	002 - Dallas Atmos Rate Division	010.11792	Energy Assistance Enhance	103,165.37		103,165.37
Mar-13	010	002 - Dallas Atmos Rate Division	010.12884	IVR and Softphone_Rewrite	993,120.11		993,120.11
Mar-13	010	002 - Dallas Atmos Rate Division	010.12985	Servie Line Project	139,632.21		139,632.21
Mar-13	010	002 - Dallas Atmos Rate Division	010.13018	Aligne IPP Interface Framework	178,185.48		178,185.48
Mar-13	010	002 - Dallas Atmos Rate Division	010.15037	Franklin Gas Control Hot Site	904,272.03		904,272.03
Mar-13	010	002 - Dallas Atmos Rate Division	010.16712	Line Locate Interface Upgrade	63,703.55		63,703.55
Mar-13	010	002 - Dallas Atmos Rate Division	010.18158	Franklin Gas Control Simulator	49,366.03		49,366.03
Mar-13	010	002 - Dallas Atmos Rate Division	010.18675	Tier 1 storage	931,164.17		931,164.17
Mar-13	010	002 - Dallas Atmos Rate Division	010.18688	Tax System Replacement (SAP)	303,248.55		303,248.55
Mar-13	010	002 - Dallas Atmos Rate Division	010.18694	GIS Enhancements	62,844.90		62,844.90
Mar-13	010	002 - Dallas Atmos Rate Division	010.18719	Laptops - CC1401	3,050.94		3,050.94
Mar-13	010	002 - Dallas Atmos Rate Division	010.18736	DIM	50,081.10		50,081.10
Mar-13	010	002 - Dallas Atmos Rate Division	010.18770	Backup and Recovery growth	502,220.13		502,220.13
Mar-13	010	002 - Dallas Atmos Rate Division	010.18779	LC3-HR Expansion	27,188.04		27,188.04
Mar-13	010	002 - Dallas Atmos Rate Division	010.18901	Expand Storage at LCHI	669,093.06		669,093.06
Mar-13	010	002 - Dallas Atmos Rate Division	010.18920	IT Infrastructure Software	102,457.63		102,457.63
Mar-13	010	002 - Dallas Atmos Rate Division	010.18970	CKV_Security Cameras	53,671.49		53,671.49
Mar-13	010	002 - Dallas Atmos Rate Division	010.19093	FY13 SHSR PC Replacement	52,640.62		52,640.62
Mar-13	010	002 - Dallas Atmos Rate Division	010.19112	PC and Printer James Keith	2,313.92		2,313.92
Mar-13	010	002 - Dallas Atmos Rate Division	010.19133	FY13 Alfresco Doc Mgt Expansion	211.82		211.82
Mar-13	010	002 - Dallas Atmos Rate Division	010.19225	LC11-16th Flr Conf Rm Upgrade	13,722.46		13,722.46
Mar-13	010	002 - Dallas Atmos Rate Division	010.19228	LC3-18 Flr-Sweetin Conf Rm	499.07		499.07
Mar-13	010	002 - Dallas Atmos Rate Division	010.19321	AV Upgrades-LC2-15 Floor	9,840.57		9,840.57
Mar-13	010	002 - Dallas Atmos Rate Division	010.19500	Laptop for Gerardo for Scada	2,564.50		2,564.50
Mar-13	010	002 - Dallas Atmos Rate Division	010.19588	Touch screen pc, Wireless printer and speaker	730.15		730.15
Mar-13	010	002 - Dallas Atmos Rate Division	OH.010.10000	Corporate A&G Overhead	-204.20		-204.20
Mar-13	050	009 - WKG Division	050.21628	050.BGR.GLS.HWY 31W RELOC.	-3,329.55	5,099.98	-8,429.53
Mar-13	050	009 - WKG Division	050.26121	PRP.050.2734.Pritchardsville	-44.44	220.98	-265.42
Mar-13	050	009 - WKG Division	050.28172	Replace ground bed	5,893.59	28.24	5,865.35
Mar-13	050	009 - WKG Division	050.28445	PRP.2734.MAIN Replc	894,377.00	7,724.13	886,652.87
Mar-13	050	009 - WKG Division	050.29055	Odorizer Replacement -Joppa	44,837.04	44.14	44,792.90
Mar-13	050	009 - WKG Division	050.30345	PRP.2735.PARK CITY	730,098.38	2,396.90	727,701.48
Mar-13	050	009 - WKG Division	050.30400	PRP.2734.N Main 2 Bare Replc	789.00	2.67	786.33
Mar-13	050	009 - WKG Division	050.30574	PRP.2735.Duke-2nd-Cave City	789.09	2.67	786.42
Mar-13	050	009 - WKG Division	050.30863	050.2734.northridge VI	4,944.60	15.56	4,929.04
Mar-13	050	009 - WKG Division	050.31248	PRP.2636.BOSLEY & GRIFFITH	248,106.65	1,452.81	246,653.84
Mar-13	050	009 - WKG Division	050.31259	050.2635.Charles Dr Ext	2,519.00	10.63	2,508.37
Mar-13	050	009 - WKG Division	050.31419	050.2638.Casablanca Ext	916.68	3.21	913.47
Mar-13	050	009 - WKG Division	050.31466	050.2636.Industrial Dr.	149,836.76	826.17	149,010.59
Mar-13	050	009 - WKG Division	050.31529	PRP.2636.Allen St. Alley	9,597.79	30.91	9,566.88
Mar-13	050	009 - WKG Division	050.31556	050.2637.Ogilvie Ave Ext	915.65	0.69	914.96
Mar-13	050	009 - WKG Division	050.31615	050.2602.Laptop and Desktop 2	35,920.68		35,920.68
Mar-13	050	009 - WKG Division	050.31653	050.2734.Three Springs Reloc.	350,246.07	1,162.88	349,083.19
Mar-13	050	009 - WKG Division	050.31669	050.2734.Oak Ridge Replc.	5,632.80	23.31	5,609.49
Mar-13	050	009 - WKG Division	050.31690	050.2734.S.Glen Ext.	2,397.69	50.34	2,347.35
Mar-13	050	009 - WKG Division	050.31691	050.2734.Springfield VII-A	6,351.47	29.16	6,322.31
Mar-13	050	009 - WKG Division	050.31693	PRP.2734.FAIR ST	226,924.86		226,924.86
Mar-13	050	009 - WKG Division	050.31726	PRP.2636.FORD & GRIFFITH PL W	138,158.14	747.87	137,410.27
Mar-13	050	009 - WKG Division	050.31735	050.009.OMU Uprate 040.11988	134,528.00		134,528.00

Month	Company	Service Area	Project	Project description	Cwip Balance	AFBDC	Cwip bal w/o Afudc
Mar-13	050	009 - WKG Division	050.31830	PRP.2735 WEST HORSE CAVE	198,436.37	872.53	197,563.84
Mar-13	050	009 - WKG Division	050.31863	050.2638,Leah Way Ext II	593.45		593.45
Mar-13	050	009 - WKG Division	050.31914	050.2734,WestStBare Replc.	7,633.58	28.65	7,604.93
Mar-13	050	009 - WKG Division	050.31922	055.2734,Main - Wrenwood 2 in	4,378.69	16.04	4,362.65
Mar-13	050	009 - WKG Division	050.31956	050.2637,Clinton Rd Relocate	23,019.27		23,019.27
Mar-13	050	009 - WKG Division	050.32020	PRP.2737,HAR.BROADWAY-MAGNOLI	384,151.07	1,421.07	382,730.00
Mar-13	050	009 - WKG Division	050.32021	2739.MEADOWBROOK SEC 3 PH 3	62.65	0.08	62.57
Mar-13	050	009 - WKG Division	050.32027	050.2636,Hawesville Reg Sta.	52,949.50	176.59	52,772.91
Mar-13	050	009 - WKG Division	050.32038	PRP.2635,Marion,W Belleville	128,002.09		128,002.09
Mar-13	050	009 - WKG Division	050.32145	PRP.2636,BIRKHEAD AVE	274,846.98	716.07	274,130.91
Mar-13	050	009 - WKG Division	050.32412	PRP.2635,Marion,South Main St	210,344.29		210,344.29
Mar-13	050	009 - WKG Division	050.32595	050.2734,Lovers Ln. Ext.	10,630.15	33.94	10,596.21
Mar-13	050	009 - WKG Division	050.32601	PRP.2734,E 4TH MAIN REPL	75,367.91		75,367.91
Mar-13	050	009 - WKG Division	050.32626	050.2653.GPS Equipment	9,556.53		9,556.53
Mar-13	050	009 - WKG Division	050.32653	050.2637,Prince Jennifer II	4,182.68	15.77	4,166.91
Mar-13	050	009 - WKG Division	050.32671	050.2637,Triangle Ave Ext	1,927.75	7.02	1,920.73
Mar-13	050	009 - WKG Division	050.32676	050.2735,AUTUMN RIDGE	141,267.48	284.49	140,982.99
Mar-13	050	009 - WKG Division	050.32688	050.2609,St.Charles Wells	299,451.48	660.75	298,790.73
Mar-13	050	009 - WKG Division	050.32694	050.2638,Meadows Subd IV	1,359.38	4.07	1,355.31
Mar-13	050	009 - WKG Division	050.32704	PRP.2734,State St Repl	396,166.11		396,166.11
Mar-13	050	009 - WKG Division	050.32747	050.2634,Brust Heaters 2013	6,547.23	19.98	6,527.25
Mar-13	050	009 - WKG Division	050.32775	PRP.2609,Fruithill to Hoptown	1,985,287.22	2,749.77	1,982,537.45
Mar-13	050	009 - WKG Division	050.32779	050.2636,Fair Haven	7,854.69	13.66	7,841.03
Mar-13	050	009 - WKG Division	050.32806	2737.DANVILLE.EQUIPMENT.2013	66,826.16		66,826.16
Mar-13	050	009 - WKG Division	050.32818	050.2637,McKendree Ext	508.78	0.77	508.01
Mar-13	050	009 - WKG Division	050.32848	050.2635,Commerce St Ext	1,072.37	3.83	1,068.54
Mar-13	050	009 - WKG Division	050.32894	Schaeffer Rd Reg Replace	8,113.60		8,113.60
Mar-13	050	009 - WKG Division	050.32930	PRP.2737,HAR.COLLEGE-CORNISH	171,880.53	261.81	171,118.72
Mar-13	050	009 - WKG Division	050.32960	050.2734,Hwy31W Reloc - Frk	144,775.42	227.98	144,547.44
Mar-13	050	009 - WKG Division	050.32976	050.2734,MasseySprings II	2,595.69	8.14	2,587.55
Mar-13	050	009 - WKG Division	050.32998	050.2612,ECAT Replacement KY	8,290.55	11.01	8,279.55
Mar-13	050	009 - WKG Division	050.33025	050.2636,Hwy 2830	-4,235.34	5.69	-4,241.03
Mar-13	050	009 - WKG Division	050.33087	PRP.2734,EAST 2ND ST	20,611.49		20,611.49
Mar-13	050	009 - WKG Division	050.33142	050.2609,Misc. Equipment	17,591.46		17,591.46
Mar-13	050	009 - WKG Division	050.33143	050.2734,Cumberland Ridge V	2,247.74	2.98	2,244.76
Mar-13	050	009 - WKG Division	050.33144	PRP Horse Cave SE 2013	200,870.06	286.16	200,583.90
Mar-13	050	009 - WKG Division	050.33154	050.2734,Vet.Mem and Gordon	30,605.63	36.87	30,568.76
Mar-13	050	009 - WKG Division	050.33156	050.2636,Greenville Office	67,762.25		67,762.25
Mar-13	050	009 - WKG Division	050.33220	PRP.2734,Fairview and High	5,589.91	7.42	5,582.49
Mar-13	050	009 - WKG Division	050.33222	050.2634,Equipment	9,979.75		9,979.75
Mar-13	050	009 - WKG Division	050.33242	050.2634,University Circle	4,249.26	3.34	4,245.92
Mar-13	050	009 - WKG Division	050.33245	PRP.2734,9th-Nashville Replc	97,189.44	127.62	97,061.82
Mar-13	050	009 - WKG Division	050.33248	Valve Changer Kits - 4 each	12,113.52		12,113.52
Mar-13	050	009 - WKG Division	050.33252	050.2736,N. Elm St.	9,059.06	6.06	9,053.00
Mar-13	050	009 - WKG Division	050.33293	050.2736,Hwy 41A	10,914.88	8.63	10,906.25
Mar-13	050	009 - WKG Division	050.33294	PRP.2734,Auburn Repl 2013	75,837.91	69.12	75,768.79
Mar-13	050	009 - WKG Division	050.33298	050.2636,W. 2nd. St.	13,219.40	8.44	13,210.96
Mar-13	050	009 - WKG Division	050.33372	Purchase of a new R.M.L.D	30,141.38		30,141.38
Mar-13	050	009 - WKG Division	050.33379	050.2609,De-Hy Replacements	115,370.47	51.41	115,319.06
Mar-13	050	009 - WKG Division	050.33385	050.2637,Court Ave Ext	1,548.32	0.69	1,547.63
Mar-13	050	009 - WKG Division	050.33402	Segway battery and tires	3,105.81		3,105.81
Mar-13	050	009 - WKG Division	050.33410	2737.JC.HENRY ST 2013	-520.00		-520.00
Mar-13	050	009 - WKG Division	050.33411	Equipment for Mayfield	3,234.50		3,234.50
Mar-13	050	009 - WKG Division	050.33412	050.2634,Storage Building	6,548.18		6,548.18
Mar-13	050	009 - WKG Division	050.33413	050.2634,Northern Star Way	11,976.42	9.80	11,966.62
Mar-13	050	009 - WKG Division	050.33415	New pipe locator	3,558.68		3,558.68
Mar-13	050	009 - WKG Division	050.33425	PRP.2636,Glendale Dr.	637.00	0.84	636.16
Mar-13	050	009 - WKG Division	050.33460	050.2735,C Knically-68-80 Ext	30,687.92	13.68	30,674.24
Mar-13	050	009 - WKG Division	050.33502	050.2734,SgjenGables Apprch	203,415.47	105.42	203,310.05
Mar-13	050	009 - WKG Division	050.33534	PRP.2734,WOODFORD STA REPL	59,902.79		59,902.79
Mar-13	050	009 - WKG Division	050.33542	050.2636,Bourbon Ct.	3,141.70	3.96	3,137.74
Mar-13	050	009 - WKG Division	050.33564	050.2636,Silent Doe	2,302.20	1.11	2,301.09
Mar-13	050	009 - WKG Division	050.33641	050.2736,Lovers Ln. Relo.	476.33	0.21	476.12
Mar-13	050	009 - WKG Division	050.33690	050.2637,Dana Drive Ext	-388.65		-388.65
Mar-13	050	009 - WKG Division	050.33729	050.2638,The Meadows 5 Ext	2,183.68	0.97	2,182.71
Mar-13	050	009 - WKG Division	OH.050.17884	WKG State A&G Overhead	-380.21		-380.21
Mar-13	010	012 - Call Center Division	010.10979	TXU GAS CIS Conversion	-60,147.73		-60,147.73
Mar-13	010	012 - Call Center Division	010.11017	E.010 Waco Call Center	58,124.44		58,124.44
Mar-13	010	012 - Call Center Division	010.11123	E.010 Reporting Package	-112,738.13		-112,738.13
Mar-13	010	012 - Call Center Division	010.11245	010.1134,WNA_For_Advantage CSO	-217,697.56		-217,697.56
Mar-13	010	012 - Call Center Division	010.11565	CIS Screens Phase 1.0_B FY10	-337,172.54		-337,172.54
Mar-13	010	012 - Call Center Division	010.11571	FACTA-FY10 Security & Acct Ctr	-296,859.97		-296,859.97
Mar-13	010	012 - Call Center Division	010.11671	E.010 Billing Desktops	8,124.68		8,124.68
Mar-13	010	012 - Call Center Division	010.11705	E.010,Dispatch Desktops	5,877.98		5,877.98
Mar-13	010	012 - Call Center Division	010.11706	E.010,Rev Mgmt Analyst Laptops	5,109.49		5,109.49
Mar-13	010	012 - Call Center Division	010.11707	E.010,Rev Mgmt 2nd Monitors	-104.19		-104.19
Mar-13	010	012 - Call Center Division	010.11773	Customer Service System	77,135,136.57	1,410,563.38	75,724,573.19
Mar-13	010	012 - Call Center Division	010.11792	Energy Assistance Enhance	-103,165.87		-103,165.87
Mar-13	010	012 - Call Center Division	010.14523	MapFrame Upgrade 4.3.2	580,986.27		580,986.27
Mar-13	010	012 - Call Center Division	010.14886	Rewrite IRV & Softphone App	1,968,989.33		1,968,989.33
Mar-13	010	012 - Call Center Division	010.18395	CC1215 - LCD Flat Panel Monitors	27,496.75		27,496.75
Mar-13	010	012 - Call Center Division	010.18416	CC1212 Concrete sidewalk by bldg	4,926.18		4,926.18
Mar-13	010	012 - Call Center Division	010.18585	CC1212AMA Fitness Equipment & TV's	14,443.87		14,443.87
Mar-13	010	012 - Call Center Division	010.18587	CC1212 AMA Flag Pole & Shades	9,633.39		9,633.39
Mar-13	010	012 - Call Center Division	010.18683	CC Centralization - FY13	40,281.13		40,281.13
Mar-13	010	012 - Call Center Division	010.18829	AMA-CC1212 Install drainage pipes	9,803.32		9,803.32
Mar-13	010	012 - Call Center Division	010.18880	CC1215-Build Office/Fabric panels	3,488.57		3,488.57
Mar-13	010	012 - Call Center Division	010.19031	WFM Monitors & Laptop	2,127.17		2,127.17
Mar-13	010	012 - Call Center Division	010.19048	CC1228-CAMERA & COMPUTER UPGRADE	12,998.09		12,998.09
Mar-13	010	012 - Call Center Division	010.19077	FY13 PC Replacement - Cust Cn Ctr	4,681.33		4,681.33
Mar-13	010	012 - Call Center Division	010.19082	CC1215-Laptop/Monitors - Plano Disp	1,997.30		1,997.30
Mar-13	010	012 - Call Center Division	010.19111	CC 1227- monitors for 4th floor	18,988.03		18,988.03
Mar-13	010	012 - Call Center Division	010.19195	Badge Printer/Desktop/Monitors	3,458.04		3,458.04
Mar-13	010	012 - Call Center Division	010.19286	CC1228 - (1) COMPUTER	1,534.08		1,534.08
Mar-13	010	012 - Call Center Division	010.19305	CSS- AED units - Amarillo	4,631.15		4,631.15
Mar-13	050	091 - Brentwood Division	050.16141	050.MG.HannibalIntegFunc2005.	3,954.33		3,954.33
Mar-13	050	091 - Brentwood Division	050.16152	050.TN.MorrisIntegFunc2005.	-13,094.04		-13,094.04
Mar-13	050	091 - Brentwood Division	050.16166	050.TN.MaryvilleIntegFunc2005.	9,872.29		9,872.29

Month	Company	Service Area	Project	Project description	Cwip Balance	AFUDC	Cwip bal w/o Afudc
Mar-13	050	091 - Brentwood Division	050.23778	TN.Franklin Integ RESI MEAS	538.50		538.50
Mar-13	050	091 - Brentwood Division	050.23779	TN.Maryville Integ RESI MEAS	1,077.01		1,077.01
Mar-13	050	091 - Brentwood Division	050.23781	TN.Morbo Integ RESI MEAS	1,153.39		1,153.39
Mar-13	050	091 - Brentwood Division	050.23782	TN.Shelbyville Integ RESI MEAS	538.50		538.50
Mar-13	050	091 - Brentwood Division	050.23963	IL.Vandalia Integ COMM MEAS	77.18		77.18
Mar-13	050	091 - Brentwood Division	050.28346	3302.FY12.ModernReplac.	5,326.81		5,326.81
Mar-13	050	091 - Brentwood Division	050.28551	050.096.3439.NA.HILLMANHWY2	104.36		104.36
Mar-13	050	091 - Brentwood Division	050.29888	050.093.3435.NA.US.NITROGEN	72.94		72.94
Mar-13	050	091 - Brentwood Division	050.32108	KMD GIS Conflation Project	617,435.28		617,435.28
Mar-13	050	091 - Brentwood Division	050.32843	FY13 KMD PC & MDT Replace	169,141.64		169,141.64
Mar-13	050	091 - Brentwood Division	0H.050.10000	UCG BU A&G Overhead	-7,283.38	216,744.13	-224,027.51
Mar-13	050	091 - Brentwood Division	0H.050.10002	UCG TN State A&G Overhead	20,375.13		20,375.13
					838,484,591.06	13,074,271.31	825,410,319.75

Month	Company	RD	PP by Project	Accruals	Reconciling item	GL Balance	Difference
Jul-12	010	002	12,546,571.55	37,768.31	18.49	12,584,358.35	0.00
Jul-12	010	012	62,184,906.93	87,613.63	(18.49)	62,272,502.07	0.00
Jul-12	050	009	17,741,245.05	324,046.78		18,065,291.83	0.00
Jul-12	050	091	265,186.63	227,775.31	(26,305.20)	466,656.74	0.00
Aug-12	010	002	11,447,395.75	239,583.85	18.49	11,686,998.09	(0.00)
Aug-12	010	012	63,923,262.63		(18.49)	63,923,244.14	(0.00)
Aug-12	050	009	19,170,063.89	401,215.79		19,571,279.68	(0.00)
Aug-12	050	091	279,439.86	231,882.51	(26,505.20)	485,017.17	0.00
Sep-12	010	002	13,653,071.55	1,525,903.34	105,072.47	15,284,047.36	0.00
Sep-12	010	012	65,364,725.13	62,893.23	(18.49)	65,427,599.87	(0.00)
Sep-12	050	009	13,441,052.83	264,457.70		13,705,510.53	0.00
Sep-12	050	091	284,856.43	378,635.07	193,694.80	857,186.30	0.00
Oct-12	010	002	13,966,593.03	(40,342.45)	105,072.47	14,031,323.05	0.00
Oct-12	010	012	72,305,209.21	37,732.80	(18.49)	72,342,923.52	0.00
Oct-12	050	009	4,079,735.78	269,484.09		4,349,219.87	(0.00)
Oct-12	050	091	859,886.56	88,218.18	193,694.80	1,141,799.54	0.00
Nov-12	010	002	13,094,222.44	(50,134.45)	99,903.85	13,143,991.84	(0.00)
Nov-12	010	012	74,200,708.52	128,437.42	(39.95)	74,329,100.99	0.00
Nov-12	050	009	4,868,237.21	508,806.68	(2,732.31)	5,374,311.58	(0.00)
Nov-12	050	091	1,188,828.02	(30,324.76)	193,694.80	1,352,198.06	(0.00)
Dec-12	010	002	7,390,871.12	(43,511.63)	90,931.47	7,438,290.96	0.00
Dec-12	010	012	76,562,962.80	34,689.39	(6,519.95)	76,591,132.24	(0.00)
Dec-12	050	009	5,726,149.55	276,977.29	2,701.59	6,005,828.43	(0.00)
Dec-12	050	091	647,181.00	(143,473.86)	193,694.80	697,401.94	0.00
Jan-13	010	002	7,686,188.25	44,194.90	90,931.47	7,821,314.62	(0.00)
Jan-13	010	012	77,570,509.31	41,500.32	(6,519.95)	77,605,489.68	0.00
Jan-13	050	009	6,437,764.39	328,123.21	2,673.59	6,768,561.19	(0.00)
Jan-13	050	091	668,823.41	135,173.68	193,694.80	997,691.89	0.00

Gross Plant Balance

Division	Utility Account	Project Period																					
		13 Month Average	13 Month Average	Actual Jul-12	Actual Aug-12	Actual Sep-12	Actual Oct-12	Actual Nov-12	Actual Dec-12	Actual Jan-13	Actual Feb-13	Projected Mar-13	Projected Apr-13	Projected May-13	Projected Jun-13	Projected Jul-13	Projected Aug-13	Projected Sep-13	Projected Oct-13	Projected Nov-13			
002 - Dallas Atmos Rate Division																							
39000	39000-Structures & Improvements	38,114	105,940	2,641	5,877	5,871	40,547	46,106	49,306	49,306	49,306	49,306	49,306	49,306	49,306	49,306	49,306	49,306	49,306	56,418	63,520		
39005	39005-G-Structures & Improvements	9,154,286	9,154,286	9,154,286	9,154,286	9,154,286	9,154,286	9,154,286	9,154,286	9,154,286	9,154,286	9,154,286	9,154,286	9,154,286	9,154,286	9,154,286	9,154,286	9,154,286	9,154,286	9,154,286	9,154,286	9,154,286	
39009	39009-Improv. to Leased Premises	8,762,304	9,194,810	8,576,886	8,576,886	8,576,886	8,688,800	8,686,800	8,656,676	8,656,676	8,656,676	8,656,676	8,656,676	8,656,676	8,656,676	8,656,676	8,656,676	8,656,676	8,656,676	8,888,574	9,941,118		
39100	39100-Office Furniture & Equipment	10,496,570	9,539,362	10,777,277	10,770,856	10,770,856	10,787,789	10,787,789	10,810,676	10,810,676	10,809,372	10,809,371	10,809,371	10,809,371	10,809,371	10,809,371	10,809,371	10,809,371	10,809,371	9,500,411	9,505,303	9,510,194	
39102	39102-Remittance Processing Equipment	-	-	-	-	-	-	-	-	-	-	-	-	-	-	-	-	-	-	-	-	-	
39103	39103-Office Furn. - Copiers & Type	-	-	-	-	-	-	-	-	-	-	-	-	-	-	-	-	-	-	-	-	-	
39104	39104-G-Office Furniture & Equip.	63,741	63,741	63,741	63,741	63,741	63,741	63,741	63,741	63,741	63,741	63,741	63,741	63,741	63,741	63,741	63,741	63,741	63,741	63,741	63,741	63,741	
39200	39200-Transportation Equipment	99,143	99,143	99,143	99,143	99,143	99,143	99,143	99,143	99,143	99,143	99,143	99,143	99,143	99,143	99,143	99,143	99,143	99,143	99,143	99,143	99,143	
39300	39300-Stores Equipment	-	-	-	-	-	-	-	-	-	-	-	-	-	-	-	-	-	-	-	-	-	
39400	39400-Tools, Shop, & Garage Equip.	210,188	244,151	195,668	212,213	212,213	212,213	212,213	212,213	212,213	212,213	212,213	212,213	212,213	212,213	212,213	212,213	212,213	212,213	212,213	216,223	220,234	
39500	39500-Laboratory Equipment	21,858	37,627	12,100	23,632	23,632	23,632	23,632	23,632	23,632	23,632	23,632	23,632	23,632	23,632	23,632	23,632	23,632	23,632	23,632	25,390	27,147	
39700	39700-Communication Equipment	2,407,339	2,768,851	2,193,131	2,193,131	2,439,868	2,439,868	2,439,868	2,448,692	2,448,692	2,448,692	2,448,692	2,448,692	2,448,692	2,448,692	2,448,692	2,448,692	2,448,692	2,448,692	2,448,692	2,487,642	2,526,592	
39800	39800-Miscellaneous Equipment	388,189	388,189	388,189	388,189	388,189	388,189	388,189	388,189	388,189	388,189	388,189	388,189	388,189	388,189	388,189	388,189	388,189	388,189	388,189	388,189	388,189	388,189
39900	39900-Other Tangible Equipm	162,268	162,268	162,268	162,268	162,268	162,268	162,268	162,268	162,268	162,268	162,268	162,268	162,268	162,268	162,268	162,268	162,268	162,268	162,268	162,268	162,268	
39901	39901-OTH Tang Prop - Servers - H/W	25,329,424	29,031,741	23,671,009	23,671,009	23,698,912	23,698,912	25,846,749	26,107,815	26,113,779	26,220,352	26,220,352	25,937,757	25,937,757	25,937,757	25,937,757	25,937,757	25,937,757	25,937,757	29,937,757	25,937,757	28,714,839	
39902	39902-OTH Tang Prop - Servers - S/W	14,396,543	15,263,100	14,097,312	14,097,312	14,097,536	14,097,536	14,152,306	14,454,168	14,453,987	14,623,951	14,623,951	14,623,951	14,623,951	14,623,951	14,623,951	14,623,951	14,623,951	14,623,951	14,623,951	14,704,215	14,784,479	
39903	39903-OTH Tang Prop - Network - S/W	3,810,904	3,628,278	3,861,306	3,861,306	3,877,059	3,877,059	3,891,778	3,795,599	3,795,599	3,783,559	3,783,559	3,783,559	3,783,559	3,783,559	3,783,559	3,783,559	3,783,559	3,783,559	3,783,559	3,699,276	3,699,276	
39904	39904-OTH Tang Prop - CPU	-	-	-	-	-	-	-	-	-	-	-	-	-	-	-	-	-	-	-	-	-	
39905	39905-OTH Tang Prop - MF Hardware	-	-	-	-	-	-	-	-	-	-	-	-	-	-	-	-	-	-	-	-	-	
39906	39906-OTH Tang Prop - PC Hardware	2,584,607	2,514,973	2,591,900	2,591,900	2,591,901	2,591,901	2,609,002	2,641,160	2,641,052	2,641,052	2,610,210	2,579,368	2,548,527	2,517,685	2,486,843	2,456,001	2,425,160	2,436,541	2,425,160	2,448,003		
39907	39907-OTH Tang Prop - PC Software	1,842,132	634,229	1,857,740	1,857,740	1,857,740	1,857,740	1,889,068	1,897,817	1,597,814	1,597,814	1,546,169	1,494,564	1,391,193	1,339,638	1,287,882	1,236,227	1,198,544	1,287,882	1,236,227	1,198,544	1,180,858	
39908	39908-OTH Tang Prop - Appl Software	90,034,710	100,991,427	85,743,578	85,743,578	85,954,740	85,954,740	86,554,438	92,330,185	92,587,939	92,614,312	92,609,913	92,605,514	92,601,115	92,596,716	92,592,317	92,587,917	92,583,518	92,583,518	92,583,518	92,639,400	94,695,288	
39909	39909-OTH Tang Prop - Mainframe S/W	2,614,619	2,614,619	2,614,619	2,614,619	2,614,619	2,614,619	2,614,619	2,614,619	2,614,619	2,614,619	2,614,619	2,614,619	2,614,619	2,614,619	2,614,619	2,614,619	2,614,619	2,614,619	2,614,619	2,614,619	2,614,619	
39924	39924-OTH Tang Prop - Gen. Stup C	-	-	-	-	-	-	-	-	-	-	-	-	-	-	-	-	-	-	-	-	-	
002 - Dallas Atmos Rate Division Total		172,220,547	186,724,735	166,053,213	166,076,044	166,601,304	166,747,792	169,545,991	175,808,436	176,071,582	176,374,530	176,273,893	176,173,255	174,481,063	174,380,426	174,279,788	174,179,151	174,078,513	175,657,087	177,255,661			
012 - Call Center Division																							
38900	38900-Land	2,874,240	2,874,240	2,874,240	2,874,240	2,874,240	2,874,240	2,874,240	2,874,240	2,874,240	2,874,240	2,874,240	2,874,240	2,874,240	2,874,240	2,874,240	2,874,240	2,874,240	2,874,240	2,874,240	2,874,240	2,874,240	
39010	39010-CKV-Land & Land Rights	1,887,123	1,887,123	1,887,123	1,887,123	1,887,123	1,887,123	1,887,123	1,887,123	1,887,123	1,887,123	1,887,123	1,887,123	1,887,123	1,887,123	1,887,123	1,887,123	1,887,123	1,887,123	1,887,123	1,887,123	1,887,123	
39000	39000-Structures & Improvements	13,181,664	13,197,364	13,180,105	13,180,105	13,191,947	13,191,947	13,181,947	13,181,947	13,181,947	13,181,947	13,181,947	13,181,947	13,181,947	13,181,947	13,181,947	13,181,947	13,181,947	13,181,947	13,181,947	13,185,524	13,185,524	
39005	39005-G-Structures & Improvements	4,432,732	4,437,130	4,418,392	4,418,392	4,419,390	4,419,390	4,424,649	4,424,649	4,424,649	4,424,649	4,424,649	4,424,649	4,424,649	4,424,649	4,424,649	4,424,649	4,424,649	4,424,649	4,424,649	4,431,255	4,433,952	
39100	39100-CKV-Structures & Improvements	10,400,518	10,400,518	10,400,518	10,400,518	10,400,518	10,400,518	10,400,518	10,400,518	10,400,518	10,400,518	10,400,518	10,400,518	10,400,518	10,400,518	10,400,518	10,400,518	10,400,518	10,400,518	10,400,518	10,400,518	10,400,518	
38010	38010-Office Furniture & Equipment	1,143,140	1,143,140	1,143,140	1,143,140	1,143,140	1,143,140	1,143,140	1,143,140	1,143,140	1,143,140	1,143,140	1,143,140	1,143,140	1,143,140	1,143,140	1,143,140	1,143,140	1,143,140	1,143,140	1,143,140	1,143,140	
39700	39700-Communication Equipment	2,065,531	2,070,366	2,064,080	2,064,080	2,064,080	2,064,080	2,064,080	2,064,080	2,064,080	2,064,080	2,064,080	2,064,080	2,064,080	2,064,080	2,064,080	2,064,080	2,064,080	2,064,080	2,064,080	2,064,080	2,064,080	
39710	39710-CKV-Communication Equipment	271,621	271,621	271,621	271,621	271,621	271,621	271,621	271,621	271,621	271,621	271,621	271,621	271,621	271,621	271,621	271,621	271,621	271,621	271,621	271,621	271,621	
39800	39800-Miscellaneous Equipment	9,050	9,059	9,014	9,014	9,014	9,014	9,014	9,014	9,014	9,014	9,014	9,014	9,014	9,014	9,014	9,014	9,014	9,014	9,014	9,014	9,014	
39900	39900-Other Tangible Property	-	-	-	-	-	-	-	-	-	-	-	-	-	-	-	-	-	-	-	-	-	
39901	39901-OTH Tang Prop - Servers - H/W	5,481,902	5,809,667	5,383,572	5,383,572	5,383,572	5,383,572	5,383,572	5,383,572	5,383,572	5,383,572	5,383,572	5,383,572	5,383,572	5,809,667	5,809,667	5,809,667	5,809,667	5,809,667	5,809,667	5,809,667	5,809,667	
39902	39902-OTH Tang Prop - Servers - S/W	2,448,894	2,793,062	2,370,174	2,370,174	2,370,174	2,370,174	2,370,174	2,370,174	2,370,174	2,370,174	2,370,174	2,370,174	2,370,174	2,793,062	2,793,062	2,793,062	2,793,062	2,793,062	2,793,062	2,793,062	2,793,062	
39903	39903-OTH Tang Prop - Network - H/W	421,308	1,993,992	344,625	344,625	435,051	435,051	435,051	435,051	435,051	435,051	435,051	435,051	435,051	435,784	435,784	435,784	435,784	435,784	435,784	435,784	435,784	
39904	39904-OTH Tang Prop - PC Hardware</																						

Division	Utility Account	13 Month Average	13 Month Average	Actual Jul-12	Actual Aug-12	Actual Sep-12	Actual Oct-12	Actual Nov-12	Actual Dec-12	Actual Jan-13	Actual Feb-13	Projected Mar-13	Projected Apr-13	Projected May-13	Projected Jun-13	Projected Jul-13	Projected Aug-13	Projected Sep-13	Projected Oct-13	Projected Nov-13		
089 - Kentucky Division	30100 30100-Organization	8,330	8,330	8,330	8,330	8,330	8,330	8,330	8,330	8,330	8,330	8,330	8,330	8,330	8,330	8,330	8,330	8,330	8,330	8,330		
	30200 30200-Franchises & Consents	119,853	119,853	119,853	119,853	119,853	119,853	119,853	119,853	119,853	119,853	119,853	119,853	119,853	119,853	119,853	119,853	119,853	119,853	119,853	119,853	
	32500 32500-Producing Leaseholds	2,353	2,353	2,353	2,353	2,353	2,353	2,353	2,353	2,353	2,353	2,353	2,353	2,353	2,353	2,353	2,353	2,353	2,353	2,353	2,353	
	32540 32540-Rights-of-Way	83,422	83,422	83,422	83,422	83,422	83,422	83,422	83,422	83,422	83,422	83,422	83,422	83,422	83,422	83,422	83,422	83,422	83,422	83,422	83,422	
	33100 33100-Production Gas Wells Equipment	3,492	3,492	3,492	3,492	3,492	3,492	3,492	3,492	3,492	3,492	3,492	3,492	3,492	3,492	3,492	3,492	3,492	3,492	3,492	3,492	
	33201 33201-Field Lines	47,163	47,163	47,163	47,163	47,163	47,163	47,163	47,163	47,163	47,163	47,163	47,163	47,163	47,163	47,163	47,163	47,163	47,163	47,163	47,163	
	33202 33202-Tributary Lines	528,218	528,218	528,218	528,218	528,218	528,218	528,218	528,218	528,218	528,218	528,218	528,218	528,218	528,218	528,218	528,218	528,218	528,218	528,218	528,218	528,218
	33400 33400-Field Meas. & Reg. Sta. Equip	192,384	192,384	192,384	192,384	192,384	192,384	192,384	192,384	192,384	192,384	192,384	192,384	192,384	192,384	192,384	192,384	192,384	192,384	192,384	192,384	
	33600 33600-Purification Equipment	44,369	44,369	44,369	44,369	44,369	44,369	44,369	44,369	44,369	44,369	44,369	44,369	44,369	44,369	44,369	44,369	44,369	44,369	44,369	44,369	
	35010 35010-Land	261,127	261,127	261,127	261,127	261,127	261,127	261,127	261,127	261,127	261,127	261,127	261,127	261,127	261,127	261,127	261,127	261,127	261,127	261,127	261,127	
	35020 35020-Rights of Ways	4,682	4,682	4,682	4,682	4,682	4,682	4,682	4,682	4,682	4,682	4,682	4,682	4,682	4,682	4,682	4,682	4,682	4,682	4,682	4,682	
	35100 35100-Structuras & Improvements	17,916	17,916	17,916	17,916	17,916	17,916	17,916	17,916	17,916	17,916	17,916	17,916	17,916	17,916	17,916	17,916	17,916	17,916	17,916	17,916	
	35102 35102-Compressor Station Equipment	153,261	153,261	153,261	153,261	153,261	153,261	153,261	153,261	153,261	153,261	153,261	153,261	153,261	153,261	153,261	153,261	153,261	153,261	153,261	153,261	
	35103 35103-Meas. & Reg. Sta. Structures	23,138	23,138	23,138	23,138	23,138	23,138	23,138	23,138	23,138	23,138	23,138	23,138	23,138	23,138	23,138	23,138	23,138	23,138	23,138	23,138	
	35104 35104-Other Structures	137,443	137,443	137,443	137,443	137,443	137,443	137,443	137,443	137,443	137,443	137,443	137,443	137,443	137,443	137,443	137,443	137,443	137,443	137,443	137,443	
	35200 35200-Wells	3,596,338	4,442,222	2,823,449	2,823,449	2,823,449	2,823,449	3,705,784	3,705,170	3,706,441	3,706,441	3,706,441	3,761,732	3,813,835	3,931,329	3,931,648	3,977,247	4,016,222	4,057,681	4,111,722	4,147,190	
	35201 35201-Well Construction	1,711,049	1,340,899	1,867,695	1,867,695	1,867,695	1,869,999	1,869,999	1,869,999	1,869,999	1,869,999	1,869,999	1,869,999	1,869,999	1,869,999	1,869,999	1,869,999	1,869,999	1,869,999	1,869,999	1,869,999	
	35202 35202-Well Equipment	455,309	455,309	455,309	455,309	455,309	455,309	455,309	455,309	455,309	455,309	455,309	455,309	455,309	455,309	455,309	455,309	455,309	455,309	455,309	455,309	
	35203 35203-Cushion Gas	1,694,833	1,694,833	1,694,833	1,694,833	1,694,833	1,694,833	1,694,833	1,694,833	1,694,833	1,694,833	1,694,833	1,694,833	1,694,833	1,694,833	1,694,833	1,694,833	1,694,833	1,694,833	1,694,833	1,694,833	
	35210 35210-Leaseholds	178,530	178,530	178,530	178,530	178,530	178,530	178,530	178,530	178,530	178,530	178,530	178,530	178,530	178,530	178,530	178,530	178,530	178,530	178,530	178,530	
35211 35211-Storage Rights	54,614	54,614	54,614	54,614	54,614	54,614	54,614	54,614	54,614	54,614	54,614	54,614	54,614	54,614	54,614	54,614	54,614	54,614	54,614	54,614		
35301 35301-Field Lines	178,497	178,497	178,497	178,497	178,497	178,497	178,497	178,497	178,497	178,497	178,497	178,497	178,497	178,497	178,497	178,497	178,497	178,497	178,497	178,497		
35302 35302-Tributary Lines	209,458	209,458	209,458	209,458	209,458	209,458	209,458	209,458	209,458	209,458	209,458	209,458	209,458	209,458	209,458	209,458	209,458	209,458	209,458	209,458		
35400 35400-Compressor Station Equipment	923,446	923,446	923,446	923,446	923,446	923,446	923,446	923,446	923,446	923,446	923,446	923,446	923,446	923,446	923,446	923,446	923,446	923,446	923,446	923,446		
35500 35500-Meas. & Reg. Equipment	240,883	240,883	240,883	240,883	240,883	240,883	240,883	240,883	240,883	240,883	240,883	240,883	240,883	240,883	240,883	240,883	240,883	240,883	240,883	240,883		
35600 35600-Purification Equipment	163,979	163,979	163,979	163,979	163,979	163,979	163,979	163,979	163,979	163,979	163,979	163,979	163,979	163,979	163,979	163,979	163,979	163,979	163,979	163,979		
35610 35610-Land & Land Rights	26,970	26,970	26,970	26,970	26,970	26,970	26,970	26,970	26,970	26,970	26,970	26,970	26,970	26,970	26,970	26,970	26,970	26,970	26,970	26,970		
35620 35620-Rights-Of-Way	867,772	867,772	867,772	867,772	867,772	867,772	867,772	867,772	867,772	867,772	867,772	867,772	867,772	867,772	867,772	867,772	867,772	867,772	867,772	867,772		
35622 35622-Structuras & Improvements	49,002	49,002	49,002	49,002	49,002	49,002	49,002	49,002	49,002	49,002	49,002	49,002	49,002	49,002	49,002	49,002	49,002	49,002	49,002	49,002		
35603 35603-Other Structures	60,826	60,826	60,826	60,826	60,826	60,826	60,826	60,826	60,826	60,826	60,826	60,826	60,826	60,826	60,826	60,826	60,826	60,826	60,826	60,826		
35700 35700-Mains - Cathodic Protection	406,035	406,035	406,035	406,035	406,035	406,035	406,035	406,035	406,035	406,035	406,035	406,035	406,035	406,035	406,035	406,035	406,035	406,035	406,035	406,035		
35701 35701-Mains - Steel	28,596,853	27,830,938	28,878,393	28,878,393	28,878,393	28,873,489	28,570,796	28,570,796	28,547,050	28,547,050	28,499,342	28,451,617	28,403,952	28,356,239	28,308,480	28,260,665	28,212,904	28,165,190	28,117,377	28,069,563		
35900 35900-Meas. & Reg. Sta. Equipment	578,023	578,023	578,023	578,023	578,023	578,023	578,023	578,023	578,023	578,023	578,023	578,023	578,023	578,023	578,023	578,023	578,023	578,023	578,023	578,023		
35901 35901-Meas. & Reg. Sta. Equipment	2,276,250	2,274,018	2,276,960	2,276,827	2,276,827	2,276,827	2,276,827	2,276,827	2,276,923	2,276,923	2,276,989	2,275,755	2,275,621	2,275,486	2,275,354	2,275,220	2,275,086	2,274,952	2,274,819	2,274,685		
37400 37400-Land & Land Rights	465,821	531,819	426,001	426,001	440,848	440,848	440,848	440,848	483,722	483,722	487,336	487,336	490,742	494,952	501,424	503,972	506,882	510,215	512,533	514,851		
37401 37401-Land	37,326	37,326	37,326	37,326	37,326	37,326	37,326	37,326	37,326	37,326	37,326	37,326	37,326	37,326	37,326	37,326	37,326	37,326	37,326	37,326		
37402 37402-Land Rights	253,401	253,401	253,401	253,401	253,401	253,401	253,401	253,401	253,401	253,401	253,401	253,401	253,401	253,401	253,401	253,401	253,401	253,401	253,401	253,401		
37403 37403-Land Other	2,784	2,784	2,784	2,784	2,784	2,784	2,784	2,784	2,784	2,784	2,784	2,784	2,784	2,784	2,784	2,784	2,784	2,784	2,784	2,784		
37500 37500-Structuras & Improvements	335,469	343,073	327,891	327,891	336,204	336,178	336,178	336,188	336,188	336,188	336,188	336,188	337,175	337,771	338,291	338,709	339,075	339,464	339,853	340,242		
37501 37501-Structuras & Improvements T.B	101,507	101,507	101,507	101,507	101,507	101,507	101,507	101,507	101,507	101,507	101,507	101,507	101,507	101,507	101,507	101,507	101,507	101,507	101,507	101,507		
37502 37502-Land Rights	46,591	46,591	46,591	46,591	46,591	46,591	46,591	46,591	46,591	46,591	46,591	46,591	46,591	46,591	46,591	46,591	46,591	46,591	46,591	46,591		
37503 37503-Improvements	4,005	4,005	4,005	4,005	4,005	4,005	4,005	4,005	4,005	4,005	4,005	4,005	4,005	4,005	4,005	4,005	4,005	4,005	4,005	4,005		
37600 37600-Mains - Cathodic Protection	11,131,674	11,318,115	10,987,118</																			

Division	utility_account	Projected Dec-13	Projected Jan-14	Projected Feb-14	Projected Mar-14	Projected Apr-14	Projected May-14	Projected Jun-14	Projected Jul-14	Projected Aug-14	Projected Sep-14	Projected Oct-14	Projected Nov-14
002 - Dallas Atmos Rate Division													
39000	39000-Structures & Improvements	70,642	77,754	84,866	91,978	99,091	106,203	113,315	120,427	127,539	134,651	140,625	146,599
39003	39003-G-Structures & Improvements	9,154,286	9,154,286	9,154,286	9,154,286	9,154,286	9,154,286	9,154,286	9,154,286	9,154,286	9,154,286	9,154,286	9,154,286
39009	39009-Improv. on Leased Premises	8,583,662	8,026,205	9,068,750	9,111,294	9,153,837	9,196,381	9,238,925	9,281,469	9,324,013	9,366,557	9,402,294	9,438,031
39100	39100-Office Furniture & Equipment	9,515,058	9,515,977	9,524,856	9,529,760	9,534,664	9,539,568	9,544,472	9,549,376	9,554,280	9,559,184	9,563,217	9,567,328
39102	39102-Remittance Processing Equipment	-	-	-	-	-	-	-	-	-	-	-	-
39103	39103-Office Furn. - Copiers & Type	-	-	-	-	-	-	-	-	-	-	-	-
39104	39104-G-Office Furniture & Equip.	63,741	63,741	63,741	63,741	63,741	63,741	63,741	63,741	63,741	63,741	63,741	63,741
39200	39200-Transportation Equipment	99,143	99,143	99,143	99,143	99,143	99,143	99,143	99,143	99,143	99,143	99,143	99,143
39300	39300-Stores Equipment	-	-	-	-	-	-	-	-	-	-	-	-
39400	39400-Tools, Shop, & Garage Equip.	224,245	226,256	232,267	238,277	244,288	244,289	248,310	252,321	256,331	260,342	263,711	267,080
39500	39500-Laboratory Equipment	26,905	30,662	32,420	34,177	35,935	37,692	39,450	41,207	42,965	44,722	46,480	47,875
39700	39700-Communication Equipment	2,566,544	2,604,491	2,643,440	2,682,390	2,721,340	2,760,289	2,799,239	2,838,189	2,877,138	2,916,088	2,949,806	2,983,524
39800	39800-Miscellaneous Equipment	388,189	388,189	388,189	388,189	388,189	388,189	388,189	388,189	388,189	388,189	388,189	388,189
39900	39900-Other Tangible Equipm	162,268	162,268	162,268	162,268	162,268	162,268	162,268	162,268	162,268	162,268	162,268	162,268
39901	39901-OTH Tang Prop - Servers - H/W	27,103,391	27,491,922	27,880,453	28,269,005	28,657,546	28,046,088	29,434,629	29,823,170	30,211,712	30,600,253	30,928,928	31,253,003
39902	39902-OTH Tang Prop - Servers - S/W	14,864,743	14,945,007	15,025,271	15,105,536	15,185,801	15,266,064	15,346,328	15,426,592	15,506,856	15,587,121	15,664,543	15,721,964
39903	39903-OTH Tang Prop - Network - H/W	3,672,025	3,662,910	3,653,795	3,644,679	3,635,564	3,626,449	3,617,333	3,608,218	3,599,103	3,589,987	3,580,132	3,570,276
39904	39904-OTH Tang Prop - CPU	-	-	-	-	-	-	-	-	-	-	-	-
39905	39905-OTH Tang Prop - MF Hardware	-	-	-	-	-	-	-	-	-	-	-	-
39906	39906-OTH Tang Prop - PC Hardware	2,459,425	2,470,846	2,482,268	2,493,690	2,505,111	2,516,533	2,527,955	2,539,376	2,550,798	2,562,220	2,566,679	2,571,639
39907	39907-OTH Tang Prop - PC Software	1,123,171	1,086,466	1,049,760	1,013,055	976,350	939,645	896,940	854,235	811,530	768,825	744,083	704,490
39908	39908-OTH Tang Prop - Apyt Software	95,751,165	96,807,047	97,862,929	98,918,811	99,974,693	101,030,575	102,086,458	103,142,340	104,198,222	105,254,104	105,140,342	107,026,579
39909	39909-OTH Tang Prop - Mainframe S/W	2,614,619	2,614,619	2,614,619	2,614,619	2,614,619	2,614,619	2,614,619	2,614,619	2,614,619	2,614,619	2,614,619	2,614,619
39924	39924-OTH Tang Prop - Gen. Stnup C	-	-	-	-	-	-	-	-	-	-	-	-
002 - Dallas Atmos Rate Division Total		178,644,236	180,432,810	182,021,384	183,609,958	185,198,532	186,787,106	188,375,680	189,964,254	191,552,828	193,141,402	194,459,703	195,778,003
012 - Call Center Division													
38900	38900-Land	2,874,240	2,874,240	2,874,240	2,874,240	2,874,240	2,874,240	2,874,240	2,874,240	2,874,240	2,874,240	2,874,240	2,874,240
38910	38910-CKV-Land & Land Rights	1,887,123	1,887,123	1,887,123	1,887,123	1,887,123	1,887,123	1,887,123	1,887,123	1,887,123	1,887,123	1,887,123	1,887,123
39000	39000-Structures & Improvements	13,187,763	13,189,702	13,191,640	13,193,579	13,195,517	13,197,456	13,199,395	13,201,333	13,203,272	13,205,210	13,206,839	13,208,468
39009	39009-Improv. on Leased Premises	4,444,409	4,450,896	4,457,383	4,464,170	4,470,737	4,477,343	4,483,950	4,490,517	4,497,104	4,503,691	4,509,224	4,514,757
39010	39010-CKV-Structures & Improvements	10,400,519	10,400,519	10,400,519	10,400,519	10,400,519	10,400,519	10,400,519	10,400,519	10,400,519	10,400,519	10,400,519	10,400,519
39100	39100-Office Furniture & Equipment	1,143,140	1,143,140	1,143,140	1,143,140	1,143,140	1,143,140	1,143,140	1,143,140	1,143,140	1,143,140	1,143,140	1,143,140
39700	39700-Communication Equipment	2,070,366	2,070,366	2,070,366	2,070,366	2,070,366	2,070,366	2,070,366	2,070,366	2,070,366	2,070,366	2,070,366	2,070,366
39710	39710-CKV-Communication Equipment	271,621	271,621	271,621	271,621	271,621	271,621	271,621	271,621	271,621	271,621	271,621	271,621
39800	39800-Miscellaneous Equipment	26,276	30,430	35,585	40,739	45,894	51,049	56,203	61,358	66,512	71,667	75,997	80,327
39900	39900-Other Tangible Property	-	-	-	-	-	-	-	-	-	-	-	-
39901	39901-OTH Tang Prop - Servers - H/W	5,809,667	5,809,667	5,809,667	5,809,667	5,809,667	5,809,667	5,809,667	5,809,667	5,809,667	5,809,667	5,809,667	5,809,667
39902	39902-OTH Tang Prop - Servers - S/W	2,703,062	2,703,062	2,703,062	2,703,062	2,703,062	2,703,062	2,703,062	2,703,062	2,703,062	2,703,062	2,703,062	2,703,062
39903	39903-OTH Tang Prop - Network - H/W	721,306	816,490	911,674	1,006,858	1,102,002	1,197,176	1,292,350	1,387,524	1,482,698	1,577,872	1,657,618	1,737,764
39905	39905-OTH Tang Prop - PC Hardware	518,767	574,059	631,350	688,652	745,874	803,145	860,417	917,689	974,960	1,032,232	1,090,340	1,128,448
39907	39907-OTH Tang Prop - PC Software	498,531	493,163	489,794	485,426	501,057	501,057	502,320	502,952	503,584	504,215	504,745	505,276
39908	39908-OTH Tang Prop - Apyt Software	94,897,153	95,107,435	95,317,836	95,528,178	95,738,519	95,948,860	96,159,202	96,369,543	96,579,885	96,790,228	96,964,450	97,138,674
39910	39910-CKV-Other Tangible Property	96,783	98,414	100,044	101,675	103,306	104,937	106,568	108,199	109,829	111,460	112,830	114,200
39916	39916-CKV-OTH Tang Prop-PC Hardware	194,015	194,015	194,015	194,015	194,015	194,015	194,015	194,015	194,015	194,015	194,015	194,015
39917	39917-CKV-OTH Tang Prop-PC Software	90,541	90,541	90,541	90,541	90,541	90,541	90,541	90,541	90,541	90,541	90,541	90,541
39924	39924-OTH Tang Prop - Gen. Stnup C	-	-	-	-	-	-	-	-	-	-	-	-
012 - Call Center Division Total		141,832,350	142,217,029	142,589,759	142,966,488	143,347,217	143,725,947	144,104,675	144,483,405	144,862,135	145,240,864	145,556,534	145,872,204
091 - Brentwood Division													
30100	30100-Organization	195,309	185,309	185,309	185,309	185,309	185,309	185,309	185,309	185,309	185,309	185,309	185,309
30300	30300-Misc. Intangible Plant	1,109,552	1,109,552	1,109,552	1,109,552	1,109,552	1,109,552	1,109,552	1,109,552	1,109,552	1,109,552	1,109,552	1,109,552
39001	39001-Structures - Frame	179,339	179,339	179,339	179,339	179,339	179,339	179,339	179,339	179,339	179,339	179,339	179,339
39004	39004-Air Conditioning Equipment	5,771	5,771	5,771	5,771	5,771	5,771	5,771	5,771	5,771	5,771	5,771	5,771
39009	39009-Improv. on Leased Premises	38,834	38,834	38,834	38,834	38,834	38,834	38,834	38,834	38,834	38,834	38,834	38,834
39100	39100-Office Furniture & Equipment	78,179	82,600	83,551	87,846	88,005	90,447	90,606	90,765	90,924	91,083	91,070	91,056
39200	39200-Trans Equip- Group	4,110	4,110	4,110	4,110	4,110	4,110	4,110	4,110	4,110	4,110	4,110	4,110
39300	39300-Stores Equipment	4,161	4,161	4,161	4,161	4,161	4,161	4,161	4,161	4,161	4,161	4,161	4,161
39400	39400-Tools, Shop, & Garage Equip.	142,559	142,559	142,559	142,559	142,559	142,559	142,559	142,559	142,559	142,559	142,559	142,559
39600	39600-Power Operated Equipment	19,534	19,534	19,534	19,534	19,534	19,534	19,534	19,534	19,534	19,534	19,534	19,534
39700	39700-Communication Equipment	94,283	81,150	68,017	54,884	41,751	28,618	15,485	2,352	-	-	-	-
39800	39800-Miscellaneous Equipment	825,132	825,009	825,066	825,093	825,000	824,987	824,934	824,901	824,868	824,834	824,801	824,758
39900	39900-Other Tangible Property	76,993	76,993	76,993	76,993	76,993	76,993	76,993	76,993	76,993	76,993	76,993	76,993
39901	39901-OTH Tang Prop - Servers - H/W	344,194	344,194	344,194	344,194	344,194	344,194	344,194	344,194	344,194	344,194	344,194	344,194
39902	39902-OTH Tang Prop - Servers - S/W	8,273	8,273	8,273	8,273	8,273	8,273	8,273	8,273	8,273	8,273	8,273	8,273
39903	39903-OTH Tang Prop - Network - H/W	224,519	222,920	221,322	219,723	218,124	216,525	214,927	213,328	211,729	210,130	208,531	206,932
39906	39906-OTH Tang Prop - PC Hardware	601,212	747,836	708,689	848,554	767,004	807,854	726,105	644,555	563,005	481,455	804,878	699,289
39907	39907-OTH												

Division	utility_account	Projected Dec-13	Projected Jan-14	Projected Feb-14	Projected Mar-14	Projected Apr-14	Projected May-14	Projected Jun-14	Projected Jul-14	Projected Aug-14	Projected Sep-14	Projected Oct-14	Projected Nov-14
609 - Kentucky Division													
30100	30100-Organization	8,330	8,330	8,330	8,330	8,330	8,330	8,330	8,330	8,330	8,330	8,330	8,330
30200	30200-Franchises & Consents	119,853	119,853	119,853	119,853	119,853	119,853	119,853	119,853	119,853	119,853	119,853	119,853
32520	32520-Producing Leaseholds	2,353	2,353	2,353	2,353	2,353	2,353	2,353	2,353	2,353	2,353	2,353	2,353
32540	32540-Rights-of-Way	83,422	83,422	83,422	83,422	83,422	83,422	83,422	83,422	83,422	83,422	83,422	83,422
33100	33100-Production Gas Wells Equipmen	3,492	3,492	3,492	3,492	3,492	3,492	3,492	3,492	3,492	3,492	3,492	3,492
33201	33201-Field Lines	47,163	47,163	47,163	47,163	47,163	47,163	47,163	47,163	47,163	47,163	47,163	47,163
33202	33202-Tributary Lines	526,218	526,218	526,218	526,218	526,218	526,218	526,218	526,218	526,218	526,218	526,218	526,218
33400	33400-Field Meas. & Reg. Sta. Equip	192,384	192,384	192,384	192,384	192,384	192,384	192,384	192,384	192,384	192,384	192,384	192,384
33600	33600-Purification Equipment	44,369	44,369	44,369	44,369	44,369	44,369	44,369	44,369	44,369	44,369	44,369	44,369
35010	35010-Land	261,127	261,127	261,127	261,127	261,127	261,127	261,127	261,127	261,127	261,127	261,127	261,127
35020	35020-Rights of Ways	4,682	4,682	4,682	4,682	4,682	4,682	4,682	4,682	4,682	4,682	4,682	4,682
35100	35100-Structures & Improvements	17,916	17,916	17,916	17,916	17,916	17,916	17,916	17,916	17,916	17,916	17,916	17,916
35102	35102-Compressor Station Equipment	153,261	153,261	153,261	153,261	153,261	153,261	153,261	153,261	153,261	153,261	153,261	153,261
35103	35103-Meas. & Reg. Sta. Structures	23,138	23,138	23,138	23,138	23,138	23,138	23,138	23,138	23,138	23,138	23,138	23,138
35104	35104-Other Structures	137,443	137,443	137,443	137,443	137,443	137,443	137,443	137,443	137,443	137,443	137,443	137,443
35200	35200-Wells	4,191,928	4,219,681	4,248,075	4,306,131	4,360,840	4,441,724	4,512,974	4,575,069	4,615,983	4,658,525	4,716,267	4,753,509
35201	35201-Well Construction	1,450,575	1,436,632	1,412,690	1,388,747	1,364,805	1,340,863	1,316,920	1,292,978	1,269,035	1,245,093	1,221,151	1,197,208
35202	35202-Well Equipment	455,309	455,309	455,309	455,309	455,309	455,309	455,309	455,309	455,309	455,309	455,309	455,309
35203	35203-Cushion Gas	1,694,833	1,694,833	1,694,833	1,694,833	1,694,833	1,694,833	1,694,833	1,694,833	1,694,833	1,694,833	1,694,833	1,694,833
35210	35210-Leaseholds	178,530	178,530	178,530	178,530	178,530	178,530	178,530	178,530	178,530	178,530	178,530	178,530
35211	35211-Storage Rights	54,614	54,614	54,614	54,614	54,614	54,614	54,614	54,614	54,614	54,614	54,614	54,614
35301	35301-Field Lines	178,497	178,497	178,497	178,497	178,497	178,497	178,497	178,497	178,497	178,497	178,497	178,497
35302	35302-Tributary Lines	209,458	209,458	209,458	209,458	209,458	209,458	209,458	209,458	209,458	209,458	209,458	209,458
35400	35400-Compressor Station Equipment	923,446	923,446	923,446	923,446	923,446	923,446	923,446	923,446	923,446	923,446	923,446	923,446
35500	35500-Meas. & Reg. Equipment	240,883	240,883	240,883	240,883	240,883	240,883	240,883	240,883	240,883	240,883	240,883	240,883
35600	35600-Purification Equipment	163,979	163,979	163,979	163,979	163,979	163,979	163,979	163,979	163,979	163,979	163,979	163,979
35610	35610-Land & Land Rights	26,970	26,970	26,970	26,970	26,970	26,970	26,970	26,970	26,970	26,970	26,970	26,970
35620	35620-Rights-Of-Way	867,772	867,772	867,772	867,772	867,772	867,772	867,772	867,772	867,772	867,772	867,772	867,772
35650	35650-Structures & Improvements	49,002	49,002	49,002	49,002	49,002	49,002	49,002	49,002	49,002	49,002	49,002	49,002
35660	35660-Other Structures	60,826	60,826	60,826	60,826	60,826	60,826	60,826	60,826	60,826	60,826	60,826	60,826
35700	35700-Mains - Cathodic Protection	406,035	406,035	406,035	406,035	406,035	406,035	406,035	406,035	406,035	406,035	406,035	406,035
36701	36701-Mains - Steel	28,069,813	28,021,780	27,973,910	27,926,217	27,878,505	27,830,832	27,783,308	27,735,636	27,687,852	27,640,082	27,592,381	27,544,578
36900	36900-Meas. & Reg. Sta. Equipment	578,023	578,023	578,023	578,023	578,023	578,023	578,023	578,023	578,023	578,023	578,023	578,023
36901	36901-Meas. & Reg. Sta. Equipment	2,274,685	2,274,581	2,274,417	2,274,283	2,274,149	2,273,882	2,273,748	2,273,614	2,273,480	2,273,347	2,273,213	2,273,079
37400	37400-Land & Land Rights	515,458	517,270	519,128	522,923	526,499	531,787	536,444	540,803	543,178	546,024	549,733	552,168
37401	37401-Land	37,326	37,326	37,326	37,326	37,326	37,326	37,326	37,326	37,326	37,326	37,326	37,326
37402	37402-Land Rights	253,401	253,401	253,401	253,401	253,401	253,401	253,401	253,401	253,401	253,401	253,401	253,401
37403	37403-Land Other	2,784	2,784	2,784	2,784	2,784	2,784	2,784	2,784	2,784	2,784	2,784	2,784
37500	37500-Structures & Improvements	340,724	340,984	341,251	341,796	342,309	343,058	343,737	344,320	344,764	345,112	345,645	345,994
37501	37501-Structures & Improvements T.B	101,507	101,507	101,507	101,507	101,507	101,507	101,507	101,507	101,507	101,507	101,507	101,507
37502	37502-Land Rights	46,591	46,591	46,591	46,591	46,591	46,591	46,591	46,591	46,591	46,591	46,591	46,591
37503	37503-Improvements	4,005	4,005	4,005	4,005	4,005	4,005	4,005	4,005	4,005	4,005	4,005	4,005
37600	37600-Mains - Cathodic Protection	11,272,613	11,275,208	11,278,002	11,280,432	11,282,886	11,317,870	11,333,246	11,348,853	11,352,292	11,358,491	11,370,538	11,375,905
37601	37601-Mains - Steel	94,601,317	94,954,618	95,237,284	95,527,583	95,572,603	97,577,837	98,448,856	99,196,163	99,851,026	100,141,790	100,814,412	101,218,603
37602	37602-Mains - Plastic	58,512,486	58,427,305	60,201,906	61,651,679	63,313,592	65,549,353	67,529,429	69,398,693	70,923,914	72,040,920	73,712,577	75,649,055
37800	37800-Meas. & Reg. Sta. Eq-General	5,267,566	5,277,644	5,288,022	5,311,466	5,333,434	5,366,940	5,396,199	5,421,424	5,437,316	5,454,357	5,477,222	5,491,491
37900	37900-Meas. & Reg. - City Gate	2,211,630	2,218,429	2,225,394	2,238,627	2,253,039	2,272,869	2,290,335	2,305,559	2,316,592	2,328,263	2,340,174	2,348,304
37905	37905-Meas. & Reg. Sta. Equip T.B.	1,401,543	1,400,160	1,398,777	1,397,394	1,396,011	1,394,628	1,393,245	1,391,862	1,390,479	1,389,096	1,387,713	1,386,330
38000	38000-Services	96,764,080	96,972,773	97,144,351	97,585,794	98,078,902	98,803,875	99,430,926	100,001,413	100,389,066	100,726,095	101,226,580	101,746,212

Division	utility_account	Projected Dec-13	Projected Jan-14	Projected Feb-14	Projected Mar-14	Projected Apr-14	Projected May-14	Projected Jun-14	Projected Jul-14	Projected Aug-14	Projected Sep-14	Projected Oct-14	Projected Nov-14
36100	38100-Meters	21,198,416	21,403,504	21,508,468	21,894,765	22,175,545	22,527,862	22,853,285	23,154,640	23,528,801	23,913,822	24,074,725	24,191,194
36200	38200-Meter Installations	49,046,061	49,044,854	49,044,360	49,074,957	49,102,043	49,156,583	49,201,019	49,235,853	49,248,480	49,263,543	49,293,053	49,301,828
36300	38300-House Regulators	7,170,470	7,179,152	7,186,023	7,202,104	7,217,255	7,235,863	7,259,399	7,276,599	7,287,935	7,299,993	7,315,711	7,326,027
36400	38400-House Reg. Installations	154,276	154,276	154,276	154,276	154,276	154,276	154,276	154,276	154,276	154,276	154,276	154,276
36500	38500-Ind. Mnas. & Reg. Sta. Equip	5,035,267	5,035,540	5,036,661	5,039,068	5,041,284	5,044,987	5,048,143	5,050,779	5,052,311	5,053,792	5,055,124	5,057,347
36800	38800-Land & Land Rights	786,216	786,216	786,216	786,216	786,216	786,216	786,216	786,216	786,216	786,216	786,216	786,216
39000	39000-Structures & Improvements	2,916,755	2,924,333	2,932,087	2,940,930	3,212,860	3,484,932	3,754,376	4,021,322	4,262,450	4,544,369	4,559,854	4,570,017
39002	39002-Structures - Brick	178,755	178,755	178,755	178,755	178,755	178,755	178,755	178,755	178,755	178,755	178,755	178,755
39003	39003-Improvements	725,022	725,022	725,022	725,022	725,022	725,022	725,022	725,022	725,022	725,022	725,022	725,022
39004	39004-Air Conditioning Equipment	7,461	7,461	7,461	7,461	7,461	7,461	7,461	7,461	7,461	7,461	7,461	7,461
39009	39009-Improv. to Leased Premises	1,279,376	1,279,376	1,279,376	1,279,376	1,279,376	1,279,376	1,279,376	1,279,376	1,279,376	1,279,376	1,279,376	1,279,376
39100	39100-Office Furniture & Equipment	1,487,858	1,488,544	1,489,219	1,470,997	1,472,651	1,475,280	1,477,550	1,479,479	1,480,619	1,481,856	1,483,568	1,484,699
39103	39103-Office Furn. - Copiers & Type	-	-	-	-	-	-	-	-	-	-	-	-
39200	39200-Transportation Equipment	395,444	395,444	395,444	395,444	395,444	395,444	395,444	395,444	395,444	395,444	395,444	395,444
39201	39201-WKG Trucks	-	-	-	-	-	-	-	-	-	-	-	-
39202	39202-WKG Trailers	33,192	33,192	33,192	33,192	33,192	33,192	33,192	33,192	33,192	33,192	33,192	33,192
39400	39400-Tools, Shop, & Garage Equip.	2,178,410	2,180,580	2,181,824	2,188,296	2,190,403	2,197,351	2,203,269	2,208,181	2,210,787	2,213,678	2,218,008	2,220,212
39603	39603-Ditchers	53,704	53,704	53,704	53,704	53,704	53,704	53,704	53,704	53,704	53,704	53,704	53,704
39694	39604-Backhoes	62,747	62,747	62,747	62,747	62,747	62,747	62,747	62,747	62,747	62,747	62,747	62,747
39695	39605-Welders	33,236	33,236	33,236	33,236	33,236	33,236	33,236	33,236	33,236	33,236	33,236	33,236
39700	39700-Communication Equipment	376,582	376,529	376,466	376,403	376,340	376,277	376,214	376,151	376,088	376,025	375,962	375,899
39701	39701-Comm. Equip. - Mobile Radios	-	-	-	-	-	-	-	-	-	-	-	-
39702	39702-Comm. Equip. - Fixed Radios	-	-	-	-	-	-	-	-	-	-	-	-
39705	39705-Comm. Equip. - Telemetering	66,316	66,316	66,316	66,316	66,316	66,316	66,316	66,316	66,316	66,316	66,316	66,316
39800	39800-Miscellaneous Equipment	2,722,836	2,879,991	2,837,227	2,959,011	2,959,395	2,921,912	2,484,275	2,445,543	2,404,277	2,363,323	2,323,950	2,282,243
39901	39901-OTH Tang Prop - Servers - HW	175,990	175,990	175,990	175,990	175,990	175,990	175,990	175,990	175,990	175,990	175,990	175,990
39902	39902-OTH Tang Prop - Servers - SW	82,636	80,822	79,008	77,194	75,380	73,566	71,752	69,938	68,124	66,310	64,496	62,682
39903	39903-OTH Tang Prop - Network - HW	-	-	-	-	-	-	-	-	-	-	-	-
39906	39906-OTH Tang Prop - PC Hardware	664,155	465,115	272,374	89,648	24,020	36,513	31,283	27,263	17,968	10,113	24,913	16,351
39907	39907-OTH Tang Prop - PC Software	-	-	-	-	-	-	-	-	-	-	-	-
39908	39908-OTH Tang Prop - Appl Software	-	-	-	-	-	-	-	-	-	-	-	-
069	Kentucky Division Total	411,937,367	413,291,036	414,479,603	417,234,512	420,553,432	425,292,276	429,463,747	433,261,837	436,164,521	438,856,201	441,930,820	444,884,649
Grand Total		736,555,877	740,013,110	743,115,997	747,867,625	753,157,693	759,892,168	765,834,786	771,624,025	776,388,637	780,964,598	785,798,955	790,483,000
CWIP													
002 - Dallas Atmos Rate Division													
CWIP AFUDC		7,973,542	7,973,542	7,973,542	7,973,542	7,973,542	7,973,542	7,973,542	7,973,542	7,973,542	7,973,542	7,973,542	7,973,542
CWIP With Out AFUDC		23,956	23,956	23,956	23,956	23,956	23,956	23,956	23,956	23,956	23,956	23,956	23,956
Total CWIP		7,997,498	7,997,498	7,997,498	7,997,498	7,997,498	7,997,498	7,997,498	7,997,498	7,997,498	7,997,498	7,997,498	7,997,498
012 - Call Center Division													
CWIP AFUDC		-	-	-	-	-	-	-	-	-	-	-	-
CWIP With Out AFUDC		(76,027,699)	(76,027,699)	(76,027,699)	(76,027,699)	(76,027,699)	(76,027,699)	(76,027,699)	(76,027,699)	(76,027,699)	(76,027,699)	(76,027,699)	(76,027,699)
Total CWIP		(76,027,699)	(76,027,699)	(76,027,699)	(76,027,699)	(76,027,699)	(76,027,699)	(76,027,699)	(76,027,699)	(76,027,699)	(76,027,699)	(76,027,699)	(76,027,699)
091 - Brentwood Division													
CWIP AFUDC		-	-	-	-	-	-	-	-	-	-	-	-
CWIP With Out AFUDC		-	-	-	-	-	-	-	-	-	-	-	-
Total CWIP		-	-	-	-	-	-	-	-	-	-	-	-
009 - Kentucky Division													
CWIP AFUDC		78,692,519	78,692,519	78,692,519	78,692,519	78,692,519	78,692,519	78,692,519	78,692,519	78,692,519	78,692,519	78,692,519	78,692,519
CWIP With Out AFUDC		1,342,506	1,342,506	1,342,506	1,342,506	1,342,506	1,342,506	1,342,506	1,342,506	1,342,506	1,342,506	1,342,506	1,342,506
Total CWIP		80,035,025	80,035,025	80,035,025	80,035,025	80,035,025	80,035,025	80,035,025	80,035,025	80,035,025	80,035,025	80,035,025	80,035,025
Total													
CWIP With Out AFUDC		(74,661,237)	(74,661,237)	(74,661,237)	(74,661,237)	(74,661,237)	(74,661,237)	(74,661,237)	(74,661,237)	(74,661,237)	(74,661,237)	(74,661,237)	(74,661,237)

		Additions															
Division	utility_account	Actual Aug-12	Actual Sep-12	Actual Oct-12	Actual Nov-12	Actual Dec-12	Actual Jan-13	Actual Feb-13	Projected Mar-13	Projected Apr-13	Projected May-13	Projected Jun-13	Projected Jul-13	Projected Aug-13	Projected Sep-13	Projected Oct-13	Projected Nov-13
002	Dallas Atmos Rate Division																
	3900 3900-Structures & Improvements	3,238	(6)	34,677	5,559	3,200	-	-	-	-	-	-	-	-	-	7,112	7,112
	3905 3905-G-Structures & Improvements	-	-	-	-	-	-	-	-	-	-	-	-	-	-	-	-
	3909 3909-Improv. to Leased Premises	-	-	91,914	-	197,176	54	-	-	-	-	-	-	-	-	42,544	42,544
	3910 3910-Office Furniture & Equipment	(6,721)	12,047	5,187	0	22,897	(1,305)	(1)	-	-	-	-	-	-	-	4,891	4,891
	3912 3912-Ramittance Processing Equipment	-	-	-	-	-	-	-	-	-	-	-	-	-	-	-	-
	3913 3913-Office Furn. - Copiers & Type	-	-	-	-	-	-	-	-	-	-	-	-	-	-	-	-
	3914 3914-G-Office Furniture & Equip.	-	-	-	-	-	-	-	-	-	-	-	-	-	-	-	-
	3920 3920-Transportation Equipment	-	-	-	-	-	-	-	-	-	-	-	-	-	-	-	-
	3930 3930-Stores Equipment	-	-	-	-	-	-	-	-	-	-	-	-	-	-	-	-
	3940 3940-Tools, Shop, & Garage Equip.	26,316	-	-	-	1	-	-	-	-	-	-	-	-	-	4,011	4,011
	3950 3950-Laboratory Equipment	-	11,532	-	-	-	-	-	-	-	-	-	-	-	-	1,758	1,758
	3970 3970-Communication Equipment	-	246,737	-	-	8,824	-	-	-	-	-	-	-	-	-	38,950	38,950
	3980 3980-Miscellaneous Equipment	-	-	-	-	-	-	-	-	-	-	-	-	-	-	-	-
	3990 3990-Other Tangible Equipm	-	-	-	-	-	-	-	-	-	-	-	-	-	-	-	-
	3991 3991-Oth Tang Prop - Servers - H/W	-	27,903	-	2,147,837	261,067	5,964	106,573	-	-	-	-	-	-	-	388,541	388,541
	3992 3992-Oth Tang Prop - Servers - S/W	-	324	-	54,672	301,860	(181)	169,963	-	-	-	-	-	-	-	80,264	80,264
	3993 3993-Oth Tang Prop - Network - H/W	-	16,663	14,711	6	(28)	-	-	-	-	-	-	-	-	-	4,626	4,626
	3994 3994-Oth Tang Prop - CPU	-	-	-	-	-	-	-	-	-	-	-	-	-	-	-	-
	3995 3995-Oth Tang Prop - MF Hardware	-	-	-	-	-	-	-	-	-	-	-	-	-	-	-	-
	3996 3996-Oth Tang Prop - PC Hardware	-	1	-	27,101	250,259	(98)	-	-	-	-	-	-	-	-	42,263	42,263
	3997 3997-Oth Tang Prop - PC Software	-	-	-	1,326	90,336	(2)	-	-	-	-	-	-	-	-	13,970	13,970
	3998 3998-Oth Tang Prop - Appl Software	-	211,062	-	561,656	6,999,956	257,613	26,313	-	-	-	-	-	-	-	1,050,281	1,050,281
	3999 3999-Oth Tang Prop - Mainframe S/W	-	-	-	-	-	-	-	-	-	-	-	-	-	-	-	-
	39924 39924-Oth Tang Prop - Gen. Staurp C	-	-	-	-	-	-	-	-	-	-	-	-	-	-	-	-
002	Dallas Atmos Rate Division Total	22,831	525,250	146,468	2,798,200	7,025,579	262,246	382,848	ok	ok	ok	ok	ok	ok	ok	ok	ok
012	Call Center Division																
	3890 3890-Lead	-	-	-	-	-	-	-	-	-	-	-	-	-	-	-	-
	3891 3891-CKV-Land & Land Rights	-	-	-	-	-	-	-	-	-	-	-	-	-	-	-	-
	3900 3900-Structures & Improvements	-	1,842	-	-	-	-	-	-	-	-	-	-	-	-	1,639	1,939
	3909 3909-Improv. to Leased Premises	-	-	-	6,261	(2)	-	-	-	-	-	-	-	-	-	6,587	6,587
	3910 3910-CKV-Structures & Improvements	-	-	-	-	-	-	-	-	-	-	-	-	-	-	-	-
	3910 3910-Office Furniture & Equipment	-	-	-	-	-	-	-	-	-	-	-	-	-	-	-	-
	3970 3970-Communication Equipment	-	-	-	-	-	-	-	-	125,141	-	-	-	-	-	-	-
	3971 3971-CKV-Communication Equipment	-	-	-	-	-	-	-	-	-	-	-	-	-	-	-	-
	3980 3980-Miscellaneous Equipment	-	4,897	-	-	-	-	-	-	-	-	-	-	-	-	5,155	5,155
	3990 3990-Other Tangible Property	-	-	-	-	-	-	-	-	-	-	-	-	-	-	-	-
	3991 3991-Oth Tang Prop - Servers - H/W	-	-	-	-	-	-	-	-	8,489,567	-	-	-	-	-	-	-
	3992 3992-Oth Tang Prop - Servers - S/W	-	-	-	-	-	-	-	-	6,627,909	-	-	-	-	-	-	-
	3993 3993-Oth Tang Prop - Network - H/W	-	90,426	-	-	-	-	-	-	14,604	-	-	-	-	-	95,174	95,174
	3996 3996-Oth Tang Prop - PC Hardware	4,314	(610)	-	-	-	-	-	-	44,520	-	-	-	-	-	57,272	57,272
	3997 3997-Oth Tang Prop - PC Software	-	600	-	3,965	45,984	1,071	(328)	-	-	-	-	-	-	-	632	632
	3998 3998-Oth Tang Prop - Appl Software	-	137,928	-	20,897	55,659	-	-	-	62,627,262	-	-	-	-	-	225,734	225,734
	3991 3991-CKV-Other Tangible Property	-	-	-	-	-	-	1,549	-	-	-	-	-	-	-	1,631	1,631
	39916 39916-CKV-Oth Tang Prop-PC Hardware	-	-	-	-	-	-	-	-	-	-	-	-	-	-	-	-
	39917 39917-CKV-Oth Tang Prop-PC Software	-	-	-	-	-	-	-	-	-	-	-	-	-	-	-	-
	39924 39924-Oth Tang Prop - Gen. Staurp C	-	-	-	-	-	-	-	-	-	-	-	-	-	-	-	-
012	Call Center Division Total	4,314	235,083	-	31,132	101,649	1,071	1,220	ok	ok	error	ok	ok	ok	ok	ok	ok
091	Brentwood Division																
	3910 3910-Organization	-	-	-	-	-	-	-	-	-	-	-	-	-	-	-	-
	3930 3930-Misc. Intangible Plant	-	-	-	-	-	-	-	-	-	-	-	-	-	-	-	-
	3901 3901-Structures - Frame	-	-	-	-	-	-	-	-	-	-	-	-	-	-	-	-
	3904 3904-Air Conditioning Equipment	-	-	-	-	-	-	-	-	-	-	-	-	-	-	-	-
	3909 3909-Improv. to Leased Premises	-	-	-	-	-	-	-	-	-	-	-	-	-	-	-	-
	3910 3910-Office Furniture & Equipment	-	-	(48)	-	4,798	-	-	4,091	151	2,325	151	151	151	151	3,798	3,282
	3920 3920-Trans Equip- Group	-	-	-	-	-	-	-	-	-	-	-	-	-	-	-	-
	3930 3930-Stores Equipment	-	-	-	-	-	-	-	-	-	-	-	-	-	-	-	-
	3940 3940-Tools, Shop, & Garage Equip.	-	-	-	-	-	-	-	-	-	-	-	-	-	-	-	-
	3950 3950-Power Operated Equipment	-	-	-	-	-	-	-	-	-	-	-	-	-	-	-	-
	3970 3970-Communication Equipment	-	-	-	-	-	-	-	-	-	-	-	-	-	-	-	-
	3980 3980-Miscellaneous Equipment	-	-	-	-	-	-	-	-	-	-	-	-	-	-	-	-
	3990 3990-Other Tangible Property	-	-	-	-	-	-	-	-	-	-	-	-	-	-	-	-
	3991 3991-Oth Tang Prop - Servers - H/W	-	-	-	-	-	-	-	-	-	-	-	-	-	-	-	-
	3992 3992-Oth Tang Prop - Servers - S/W	-	-	-	-	-	-	-	-	-	-	-	-	-	-	-	-
	3993 3993-Oth Tang Prop - Network - H/W	-	-	-	-	-	-	-	-	-	-	-	-	-	-	-	-
	3996 3996-Oth Tang Prop - PC Hardware	-	-	-	-	-	-	254,316	218,999	8,109	124,490	8,109	8,109	8,109	8,109	203,321	175,701
	3997 3997-Oth Tang Prop - PC Software	-	-	-	-	-	-	-	-	-	-	-	-	-	-	-	-
	3998 3998-Oth Tang Prop - Appl Software	-	-	-	-	-	-	-	-	-	-	-	-	-	-	-	-
091	Brentwood Division Total	-	-	(48)	-	4,798	-	254,316	223,090	8,261	126,819	8,261	8,261	8,261	8,261	207,119	175,982
									ok	ok	ok	ok	ok	ok	ok	ok	ok

Division	utility_account	Actual Aug-12	Actual Sep-12	Actual Oct-12	Actual Nov-12	Actual Dec-12	Actual Jan-13	Actual Feb-13	Projected Mar-13	Projected Apr-13	Projected May-13	Projected Jun-13	Projected Jul-13	Projected Aug-13	Projected Sep-13	Projected Oct-13	Projected Nov-13
009 - Kentucky Division																	
	30100 30100-Organization	-	-	-	-	-	-	-	-	-	-	-	-	-	-	-	-
	30200 30200-Franchises & Consents	-	-	-	-	-	-	-	-	-	-	-	-	-	-	-	-
	32520 32520-Producing Leaseholds	-	-	-	-	-	-	-	-	-	-	-	-	-	-	-	-
	32540 32540-Rights-of-Way	-	-	-	-	-	-	-	-	-	-	-	-	-	-	-	-
	33100 33100-Production Gas Wells Equipment	-	-	-	-	-	-	-	-	-	-	-	-	-	-	-	-
	33201 33201-Field Lines	-	-	-	-	-	-	-	-	-	-	-	-	-	-	-	-
	33202 33202-Tributary Lines	-	-	-	-	-	-	-	-	-	-	-	-	-	-	-	-
	33400 33400-Field Meas. & Reg. Sta. Equip	-	-	-	-	-	-	-	-	-	-	-	-	-	-	-	-
	33600 33600-Purification Equipment	-	-	-	-	-	-	-	-	-	-	-	-	-	-	-	-
	35010 35010-Land	-	-	-	-	-	-	-	-	-	-	-	-	-	-	-	-
	35020 35020-Rights of Ways	-	-	-	-	-	-	-	-	-	-	-	-	-	-	-	-
	35100 35100-Structures & Improvements	-	-	-	-	-	-	-	-	-	-	-	-	-	-	-	-
	35102 35102-Compressor Station Equipment	-	-	-	-	-	-	-	-	-	-	-	-	-	-	-	-
	35103 35103-Meas. & Reg. Sta. Structures	-	-	-	-	-	-	-	-	-	-	-	-	-	-	-	-
	35104 35104-Other Structures	-	-	-	-	-	-	-	-	-	-	-	-	-	-	-	-
	35200 35200-Wells	-	-	882,315	(594)	1,271	-	-	55,291	52,103	63,494	54,318	45,589	38,975	41,458	54,041	35,469
	35201 35201-Well Construction	-	-	-	-	-	-	-	-	-	-	-	-	-	-	-	-
	35202 35202-Well Equipment	-	-	-	-	-	-	-	-	-	-	-	-	-	-	-	-
	35203 35203-Cushion Gas	-	-	-	-	-	-	-	-	-	-	-	-	-	-	-	-
	35210 35210-Leaseholds	-	-	-	-	-	-	-	-	-	-	-	-	-	-	-	-
	35211 35211-Storage Rights	-	-	-	-	-	-	-	-	-	-	-	-	-	-	-	-
	35301 35301-Field Lines	-	-	-	-	-	-	-	-	-	-	-	-	-	-	-	-
	35302 35302-Tributary Lines	-	-	-	-	-	-	-	-	-	-	-	-	-	-	-	-
	35400 35400-Compressor Station Equipment	-	-	-	-	-	-	-	-	-	-	-	-	-	-	-	-
	35500 35500-Meas. & Reg. Equipment	-	-	-	-	-	-	-	-	-	-	-	-	-	-	-	-
	35600 35600-Purification Equipment	-	-	-	-	-	-	-	-	-	-	-	-	-	-	-	-
	36510 36510-Land & Land Rights	-	-	-	-	-	-	-	-	-	-	-	-	-	-	-	-
	36520 36520-Rights-Of-Way	-	-	-	-	-	-	-	-	-	-	-	-	-	-	-	-
	36602 36602-Structures & Improvements	-	-	-	-	-	-	-	-	-	-	-	-	-	-	-	-
	36603 36603-Other Structures	-	-	-	-	-	-	-	-	-	-	-	-	-	-	-	-
	36700 36700-Mains - Cathodic Protection	-	-	-	-	-	-	-	-	-	-	-	-	-	-	-	-
	36701 36701-Mains - Steel	-	4,654	-	-	-	-	-	291	276	335	286	240	205	219	285	187
	36900 36900-Meas. & Reg. Sta. Equipment	-	-	-	-	-	-	-	-	-	-	-	-	-	-	-	-
	36901 36901-Meas. & Reg. Sta. Equipment	-	-	-	-	-	-	-	-	-	-	-	-	-	-	-	-
	37400 37400-Land & Land Rights	-	14,847	-	-	-	42,873	-	3,614	3,406	4,151	3,551	2,981	2,546	2,710	3,533	2,319
	37401 37401-Land	-	-	-	-	-	-	-	-	-	-	-	-	-	-	-	-
	37402 37402-Land Rights	-	-	-	-	-	-	-	-	-	-	-	-	-	-	-	-
	37403 37403-Land Other	-	-	-	-	-	-	-	-	-	-	-	-	-	-	-	-
	37500 37500-Structures & Improvements	-	8,324	(26)	(5)	(5)	-	-	519	489	596	510	428	366	389	507	333
	37501 37501-Structures & Improvements T.B	-	-	-	-	-	-	-	-	-	-	-	-	-	-	-	-
	37502 37502-Land Rights	-	-	-	-	-	-	-	-	-	-	-	-	-	-	-	-
	37503 37503-Improvements	-	-	-	-	-	-	-	-	-	-	-	-	-	-	-	-
	37600 37600-Mains - Cathodic Protection	30,261	72,473	30,182	27,962	34,823	30,494	31,117	16,111	15,182	18,501	15,828	13,287	11,357	12,080	15,747	10,335
	37601 37601-Mains - Steel	58,258	3,147,575	8,676,058	43,184	158,828	230,831	(170,199)	761,093	717,209	874,001	747,699	627,680	536,497	570,878	743,877	488,228
	37602 37602-Mains - Plastic	249,876	3,155,489	694,704	215,226	427,804	374,643	604,401	1,311,299	1,492,727	1,917,098	1,590,745	1,589,847	1,280,454	1,102,064	1,684,396	1,872,848
	37800 37800-Meas. & Reg. Sta. Eq-General	8,554	151,975	51,827	1,102	100,916	30,344	44,490	24,372	22,966	27,987	23,943	20,099	17,180	18,274	23,820	16,634
	37900 37900-Meas. & Reg. - City Gats	-	87,643	2,777	18,308	1,476	48,974	57,231	13,585	12,773	15,586	13,316	11,179	9,555	10,164	13,248	8,695
	37905 37905-Meas. & Reg. Sta. Equip T.B.	-	-	-	-	-	-	-	-	-	-	-	-	-	-	-	-
	38900 38000-Services	626,639	511,775	693,533	547,978	975,131	431,233	649,997	519,887	581,251	711,231	622,557	670,971	465,430	422,738	620,010	620,466

Division	utility_account	Actual Aug-12	Actual Sep-12	Actual Oct-12	Actual Nov-12	Actual Dec-12	Actual Jan-13	Actual Feb-13	Projected Mar-13	Projected Apr-13	Projected May-13	Projected Jun-13	Projected Jul-13	Projected Aug-13	Projected Sep-13	Projected Oct-13	Projected Nov-13
38100	38100-Meters	112,757	282,017	329,302	381,597	696,510	234,454	200,822	152,283	148,855	180,213	154,819	132,148	111,948	115,758	454,067	410,523
36200	36200-Meter Installations	212,642	164,976	140,136	162,276	9,551	130,362	106,189	57,953	54,649	65,696	56,972	47,827	40,879	43,484	56,681	37,201
38300	38300-House Regulators	64,409	(7,246)	57,527	31,361	18,914	20,963	39,658	15,316	14,433	17,588	15,048	12,831	10,796	11,484	14,969	9,825
39400	39400-House Reg. Installations	-	-	-	-	-	-	-	-	-	-	-	-	-	-	-	-
38500	38500-Ind. Meas. & Reg. Sta. Equip	-	19,155	9,724	4,952	4,528	11,695	124	3,142	2,881	3,808	3,087	2,591	2,215	2,356	3,071	2,016
38900	38900-Land & Land Rights	-	-	-	-	-	-	-	-	-	-	-	-	-	-	-	-
39000	39000-Structures & Improvements	-	151,998	-	(178)	70,957	16,168	-	15,089	14,219	17,327	14,823	12,444	10,636	11,314	14,747	1,208,009
39002	39002-Structures - Brick	-	-	-	-	-	-	-	-	-	-	-	-	-	-	-	-
39003	39003-Improvements	-	-	-	-	-	-	-	-	-	-	-	-	-	-	-	-
39004	39004-Air Conditioning Equipment	-	-	-	-	-	-	-	-	-	-	-	-	-	-	-	-
39009	39009-Improv. to Leased Premises	-	-	-	-	-	-	-	-	-	-	-	-	-	-	-	-
39100	39100-Office Furniture & Equipment	2,853	30,039	-	-	-	-	-	2,080	1,841	2,365	2,023	1,899	1,452	1,544	2,013	1,321
39103	39103-Office Furn. - Copiers & Typo	-	-	-	-	-	-	-	-	-	-	-	-	-	-	-	-
39200	39200-Transportation Equipment	-	-	-	-	-	-	-	-	-	-	-	-	-	-	-	-
39201	39201-WKG Trucks	-	-	-	-	-	-	-	-	-	-	-	-	-	-	-	-
39202	39202-WKG Trailers	-	-	-	-	-	-	-	-	-	-	-	-	-	-	-	-
39400	39400-Tools, Shop, & Garage Equip.	27,583	33,850	201	18	13,166	21,534	8,021	5,674	6,914	5,915	4,955	4,244	4,514	5,685	3,862	-
39603	39603-Ditchers	-	-	-	-	-	-	-	-	-	-	-	-	-	-	-	-
39604	39604-Backhoes	-	-	-	-	-	-	-	-	-	-	-	-	-	-	-	-
39605	39605-Welders	-	-	-	-	-	-	-	-	-	-	-	-	-	-	-	-
39700	39700-Communication Equipment	-	-	-	-	-	-	-	-	-	-	-	-	-	-	-	-
39701	39701-Comm. Equip. - Mobile Radios	-	-	-	-	-	-	-	-	-	-	-	-	-	-	-	-
39702	39702-Comm. Equip. - Fixed Radios	-	-	-	-	-	-	-	-	-	-	-	-	-	-	-	-
39705	39705-Comm. Equip. - Telephoning	-	-	-	-	-	-	-	-	-	-	-	-	-	-	-	-
39800	39800-Miscellaneous Equipment	-	95,296	(2,605)	2,438	1,837	6,723	-	6,818	6,236	7,600	6,502	5,458	4,665	4,962	6,488	4,245
39901	39901-Obj Tang Prop - Servers - H/W	-	-	-	-	-	-	-	-	-	-	-	-	-	-	-	-
39902	39902-Obj Tang Prop - Servers - S/W	-	-	-	-	-	-	-	-	-	-	-	-	-	-	-	-
39903	39903-Obj Tang Prop - Network - H/W	-	-	-	-	-	-	-	-	-	-	-	-	-	-	-	-
39906	39906-Obj Tang Prop - PC Hardware	-	252,200	-	-	-	-	135,480	24,276	22,876	27,877	23,849	20,021	17,112	18,202	23,727	15,573
39907	39907-Obj Tang Prop - PC Software	-	-	-	-	-	-	-	-	-	-	-	-	-	-	-	-
39908	39908-Obj Tang Prop - Appl Software	-	-	-	-	-	-	-	-	-	-	-	-	-	-	-	-
009 - Kentucky Division Total		1,423,801	8,176,809	11,565,635	1,435,593	2,102,559	1,626,743	1,619,694	2,968,703	3,148,226	3,963,047	3,455,789	3,121,195	2,568,514	2,394,392	3,741,072	4,747,488
Grand Total		1,451,646	8,937,152	11,712,075	4,264,525	9,234,576	1,890,060	2,179,078	3,211,790	3,156,486	81,917,029	3,464,050	3,129,459	2,574,775	2,402,652	8,031,524	7,009,804
CWIP									2,898,700	3,148,226	3,963,047	3,455,789	3,121,195	2,568,514	2,394,392	3,741,072	
002 - Dallas Atmos Rate Division																	
	CWIP AFUDC																
	CWIP With Out AFUDC																
	Total CWIP																
012 - Call Center Division																	
	CWIP AFUDC																
	CWIP With Out AFUDC																
	Total CWIP																
091 - Brentwood Division																	
	CWIP AFUDC																
	CWIP With Out AFUDC																
	Total CWIP																
009 - Kentucky Division																	
	CWIP AFUDC																
	CWIP With Out AFUDC																
	Total CWIP																
Total																	
	CWIP With Out AFUDC																

Division	utility_account	Projected Dec-13	Projected Jan-14	Projected Feb-14	Projected Mar-14	Projected Apr-14	Projected May-14	Projected Jun-14	Projected Jul-14	Projected Aug-14	Projected Sep-14	Projected Oct-14	Projected Nov-14	Total
002 - Dallas Atmos Rate Division														
39000	39000-Structures & Improvements	7,112	7,112	7,112	7,112	7,112	7,112	7,112	7,112	7,112	7,112	5,974	5,974	143,959
39005	39005-G-Structures & Improvements	-	-	-	-	-	-	-	-	-	-	-	-	-
39009	39009-Improv. to Leased Premises	42,544	42,544	42,544	42,544	42,544	42,544	42,544	42,544	42,544	42,544	35,737	35,737	861,144
39100	39100-Office Furniture & Equipment	4,891	4,891	4,891	4,891	4,891	4,891	4,891	4,891	4,891	4,891	4,109	4,109	92,008
39102	39102-Ramittance Processing Equipment	-	-	-	-	-	-	-	-	-	-	-	-	-
39103	39103-Office Furn. - Copiers & Type	-	-	-	-	-	-	-	-	-	-	-	-	-
39104	39104-G-Office Furniture & Equip.	-	-	-	-	-	-	-	-	-	-	-	-	-
39200	39200-Transportation Equipment	-	-	-	-	-	-	-	-	-	-	-	-	-
39300	39300-Stores Equipment	-	-	-	-	-	-	-	-	-	-	-	-	-
39400	39400-Tools, Shop, & Garage Equip.	4,011	4,011	4,011	4,011	4,011	4,011	4,011	4,011	4,011	4,011	3,369	3,369	81,184
39500	39500-Laboratory Equipment	1,758	1,758	1,758	1,758	1,758	1,758	1,758	1,758	1,758	1,758	1,476	1,476	35,574
39700	39700-Communication Equipment	38,950	38,950	38,950	38,950	38,950	38,950	38,950	38,950	38,950	38,950	32,718	32,718	798,382
39800	39800-Miscellaneous Equipment	-	-	-	-	-	-	-	-	-	-	-	-	-
39900	39900-Other Tangible Equipm	-	-	-	-	-	-	-	-	-	-	-	-	-
39901	39901-Oth Tang Prop - Servers - H/W	368,541	368,541	368,541	368,541	368,541	368,541	368,541	368,541	368,541	368,541	326,375	326,375	7,864,599
39902	39902-Oth Tang Prop - Servers - S/W	80,284	80,284	80,284	80,284	80,284	80,284	80,284	80,284	80,284	80,284	67,422	67,422	1,624,653
39903	39903-Oth Tang Prop - Network - H/W	4,626	4,626	4,626	4,626	4,626	4,626	4,626	4,626	4,626	4,626	3,886	3,886	95,632
39904	39904-Oth Tang Prop - CPU	-	-	-	-	-	-	-	-	-	-	-	-	-
39905	39905-Oth Tang Prop - MF Hardware	-	-	-	-	-	-	-	-	-	-	-	-	-
39906	39906-Oth Tang Prop - PC Hardware	42,263	42,263	42,263	42,263	42,263	42,263	42,263	42,263	42,263	42,263	35,501	35,501	855,467
39907	39907-Oth Tang Prop - PC Software	13,970	13,970	13,970	13,970	13,970	13,970	13,970	13,970	13,970	13,970	11,735	11,735	282,772
39908	39908-Oth Tang Prop - Appl Software	1,060,281	1,060,281	1,060,281	1,060,281	1,060,281	1,060,281	1,060,281	1,060,281	1,060,281	1,060,281	890,636	890,636	21,461,490
39909	39909-Oth Tang Prop - Mainframe S/W	-	-	-	-	-	-	-	-	-	-	-	-	-
39924	39924-Oth Tang Prop - Gen. Sturp C	-	-	-	-	-	-	-	-	-	-	-	-	-
002 - Dallas Atmos Rate Division Total		1,689,212	1,689,212	1,689,212	1,689,212	1,689,212	1,689,212	1,689,212	1,689,212	1,689,212	1,689,212	1,416,938	1,416,938	34,191,865
		ok	ok	ok	ok	ok	ok	ok	ok	ok	ok	ok	ok	
012 - Call Center Division														
39900	39900-Land	-	-	-	-	-	-	-	-	-	-	-	-	-
39910	39910-CKV-Land & Land Rights	-	-	-	-	-	-	-	-	-	-	-	-	-
39900	39900-Structures & Improvements	1,939	1,939	1,939	1,939	1,939	1,939	1,939	1,939	1,939	1,939	1,628	1,628	26,362
39909	39909-Improv. to Leased Premises	5,587	5,587	5,587	5,587	5,587	5,587	5,587	5,587	5,587	5,587	5,533	5,533	96,368
39910	39910-CKV-Structures & Improvements	-	-	-	-	-	-	-	-	-	-	-	-	-
39100	39100-Office Furniture & Equipment	-	-	-	-	-	-	-	-	-	-	-	-	-
39700	39700-Communication Equipment	-	-	-	-	-	-	-	-	-	-	-	-	-
39710	39710-CKV-Communication Equipment	-	-	-	-	-	-	-	-	-	-	-	-	-
39800	39800-Miscellaneous Equipment	5,155	5,155	5,155	5,155	5,155	5,155	5,155	5,155	5,155	5,155	4,330	4,330	76,412
39900	39900-Other Tangible Property	-	-	-	-	-	-	-	-	-	-	-	-	-
39901	39901-Oth Tang Prop - Servers - H/W	-	-	-	-	-	-	-	-	-	-	-	-	-
39902	39902-Oth Tang Prop - Servers - S/W	-	-	-	-	-	-	-	-	-	-	-	-	-
39903	39903-Oth Tang Prop - Network - H/W	95,174	95,174	95,174	95,174	95,174	95,174	95,174	95,174	95,174	95,174	79,946	79,946	8,627,969
39906	39906-Oth Tang Prop - PC Hardware	57,272	57,272	57,272	57,272	57,272	57,272	57,272	57,272	57,272	57,272	48,108	48,108	1,407,010
39907	39907-Oth Tang Prop - PC Software	632	632	632	632	632	632	632	632	632	632	530	530	13,303
39908	39908-Oth Tang Prop - Appl Software	225,734	225,734	225,734	225,734	225,734	225,734	225,734	225,734	225,734	225,734	189,616	189,616	65,829,774
39910	39910-CKV-Other Tangible Property	1,631	1,631	1,631	1,631	1,631	1,631	1,631	1,631	1,631	1,631	1,370	1,370	23,859
39916	39916-CKV-Oth Tang Prop-PC Hardware	-	-	-	-	-	-	-	-	-	-	-	-	-
39917	39917-CKV-Oth Tang Prop-PC Software	-	-	-	-	-	-	-	-	-	-	-	-	-
39924	39924-Oth Tang Prop - Gen. Sturp C	-	-	-	-	-	-	-	-	-	-	-	-	-
012 - Call Center Division Total		394,122	394,122	394,122	394,122	394,122	394,122	394,122	394,122	394,122	394,122	331,962	331,962	83,593,213
		ok	ok	ok	ok	ok	ok	ok	ok	ok	ok	ok	ok	
091 - Brentwood Division														
35100	35100-Organization	-	-	-	-	-	-	-	-	-	-	-	-	-
35300	35300-Misc. Intangible Plant	-	-	-	-	-	-	-	-	-	-	-	-	-
39001	39001-Structures - Frame	-	-	-	-	-	-	-	-	-	-	-	-	-
39004	39004-Air Conditioning Equipment	-	-	-	-	-	-	-	-	-	-	-	-	-
39009	39009-Improv. to Leased Premises	-	-	-	-	-	-	-	-	-	-	-	-	-
39100	39100-Office Furniture & Equipment	57	4,421	951	4,295	159	2,442	159	159	159	159	3,988	3,446	39,397
39200	39200-Trans Equip- Group	-	-	-	-	-	-	-	-	-	-	-	-	-
39300	39300-Stores Equipment	-	-	-	-	-	-	-	-	-	-	-	-	-
39400	39400-Tools, Shop, & Garage Equip.	-	-	-	-	-	-	-	-	-	-	-	-	-
39900	39900-Power Operated Equipment	-	-	-	-	-	-	-	-	-	-	-	-	-
39700	39700-Communication Equipment	-	-	-	-	-	-	-	-	-	-	-	-	-
39800	39800-Miscellaneous Equipment	-	-	-	-	-	-	-	-	-	-	-	-	-
39900	39900-Other Tangible Property	-	-	-	-	-	-	-	-	-	-	-	-	-
39901	39901-Oth Tang Prop - Servers - H/W	-	-	-	-	-	-	-	-	-	-	-	-	-
39902	39902-Oth Tang Prop - Servers - S/W	-	-	-	-	-	-	-	-	-	-	-	-	-
39903	39903-Oth Tang Prop - Network - H/W	-	-	-	-	-	-	-	-	-	-	-	-	-
39906	39906-Oth Tang Prop - PC Hardware	3,037	236,688	50,897	229,949	8,515	130,715	8,515	8,515	8,515	8,515	213,467	184,486	2,109,204
39907	39907-Oth Tang Prop - PC Software	-	-	-	-	-	-	-	-	-	-	-	-	-
39908	39908-Oth Tang Prop - Appl Software	-	-	-	-	-	-	-	-	-	-	-	-	-
091 - Brentwood Division Total		3,094	241,109	51,848	234,245	8,674	133,156	8,674	8,674	8,674	8,674	217,474	187,932	2,148,601
		ok	ok	ok	ok	ok	ok	ok	ok	ok	ok	ok	ok	

Division	Utility Account	Projected Dec-13	Projected Jan-14	Projected Feb-14	Projected Mar-14	Projected Apr-14	Projected May-14	Projected Jun-14	Projected Jul-14	Projected Aug-14	Projected Sep-14	Projected Oct-14	Projected Nov-14	Total
009 - Kentucky Division														
3100	3100-Organization	-	-	-	-	-	-	-	-	-	-	-	-	-
30200	30200-Franchises & Consents	-	-	-	-	-	-	-	-	-	-	-	-	-
32520	32520-Producing Leaseholds	-	-	-	-	-	-	-	-	-	-	-	-	-
32540	32540-Rights-of-Way	-	-	-	-	-	-	-	-	-	-	-	-	-
33100	33100-Production Gas Wells Equipment	-	-	-	-	-	-	-	-	-	-	-	-	-
33201	33201-Field Lines	-	-	-	-	-	-	-	-	-	-	-	-	-
33202	33202-Tributary Lines	-	-	-	-	-	-	-	-	-	-	-	-	-
33400	33400-Field Meas. & Reg. Sta. Equip	-	-	-	-	-	-	-	-	-	-	-	-	-
33600	33600-Purification Equipment	-	-	-	-	-	-	-	-	-	-	-	-	-
35010	35010-Land	-	-	-	-	-	-	-	-	-	-	-	-	-
35020	35020-Rights of Ways	-	-	-	-	-	-	-	-	-	-	-	-	-
35100	35100-Structures & Improvements	-	-	-	-	-	-	-	-	-	-	-	-	-
35102	35102-Compressor Station Equipment	-	-	-	-	-	-	-	-	-	-	-	-	-
35103	35103-Meas. & Reg. Sta. Structures	-	-	-	-	-	-	-	-	-	-	-	-	-
35104	35104-Other Structures	-	-	-	-	-	-	-	-	-	-	-	-	-
35200	35200-Weils	44,736	27,733	28,413	58,056	54,709	80,884	71,250	62,096	40,924	43,531	56,743	37,242	1,930,060
35201	35201-Well Construction	-	-	-	-	-	-	-	-	-	-	-	-	-
35202	35202-Well Equipment	-	-	-	-	-	-	-	-	-	-	-	-	-
35203	35203-Cushion Gas	-	-	-	-	-	-	-	-	-	-	-	-	-
35210	35210-Leaseholds	-	-	-	-	-	-	-	-	-	-	-	-	-
35211	35211-Storage Rights	-	-	-	-	-	-	-	-	-	-	-	-	-
35301	35301-Field Lines	-	-	-	-	-	-	-	-	-	-	-	-	-
35302	35302-Tributary Lines	-	-	-	-	-	-	-	-	-	-	-	-	-
35400	35400-Compressor Station Equipment	-	-	-	-	-	-	-	-	-	-	-	-	-
35500	35500-Meas. & Reg. Equipment	-	-	-	-	-	-	-	-	-	-	-	-	-
35600	35600-Purification Equipment	-	-	-	-	-	-	-	-	-	-	-	-	-
38510	38510-Land & Land Rights	-	-	-	-	-	-	-	-	-	-	-	-	-
36520	36520-Rights-Of-Way	-	-	-	-	-	-	-	-	-	-	-	-	-
36602	36602-Structures & Improvements	-	-	-	-	-	-	-	-	-	-	-	-	-
36603	36603-Other Structures	-	-	-	-	-	-	-	-	-	-	-	-	-
36700	36700-Mains - Cathodic Protection	-	-	-	-	-	-	-	-	-	-	-	-	-
36701	36701-Mains - Steel	236	146	150	306	289	426	376	327	216	229	299	198	10,173
36900	36900-Meas. & Reg. Sta. Equipment	-	-	-	-	-	-	-	-	-	-	-	-	-
36901	36901-Meas. & Reg. Sta. Equipment	-	-	-	-	-	-	-	-	-	-	-	-	-
37400	37400-Land & Land Rights	2,925	1,813	1,857	3,795	3,576	5,287	4,658	4,059	2,675	2,846	3,709	2,434	126,167
37401	37401-Land	-	-	-	-	-	-	-	-	-	-	-	-	-
37402	37402-Land Rights	-	-	-	-	-	-	-	-	-	-	-	-	-
37403	37403-Land Other	-	-	-	-	-	-	-	-	-	-	-	-	-
37500	37500-Structures & Improvements	420	260	267	545	513	759	669	583	384	409	533	350	18,114
37501	37501-Structures & Improvements T.B	-	-	-	-	-	-	-	-	-	-	-	-	-
37502	37502-Land Rights	-	-	-	-	-	-	-	-	-	-	-	-	-
37503	37503-Improvements	-	-	-	-	-	-	-	-	-	-	-	-	-
37600	37600-Mains - Cathodic Protection	13,036	8,081	8,279	16,917	16,941	23,969	20,761	18,094	11,925	12,684	16,534	10,852	562,395
37601	37601-Mains - Steel	615,825	381,750	391,114	789,147	753,069	1,113,383	980,767	854,746	563,322	599,212	781,071	512,639	26,587,472
37602	37602-Mains - Plastic	1,987,311	944,822	804,606	1,479,773	1,891,915	2,286,764	2,010,079	1,899,267	1,455,223	1,247,078	1,701,590	1,966,480	38,997,497
37800	37800-Meas. & Reg. Sta. Eq-General	19,720	12,224	12,524	25,590	24,115	35,652	31,406	27,370	18,039	19,188	25,011	16,416	850,737
37800	37800-Meas. & Reg. - City Gate	10,968	6,799	6,965	14,253	13,412	19,829	17,467	15,223	10,033	10,672	13,911	9,130	473,164
37908	37908-Meas. & Reg. Sta. Equip T.B.	-	-	-	-	-	-	-	-	-	-	-	-	-
38000	38000-Services	672,701	340,560	303,445	574,310	623,974	886,940	758,618	702,353	519,520	468,896	632,361	651,469	16,255,091

Division	utility_account	Projected Dec-13	Projected Jan-14	Projected Feb-14	Projected Mar-14	Projected Apr-14	Projected May-14	Projected Jun-14	Projected Jul-14	Projected Aug-14	Projected Sep-14	Projected Oct-14	Projected Nov-14	Total
38100	38100-Meters	259,862	205,098	204,964	286,287	280,790	352,317	325,422	301,555	373,951	395,022	160,503	115,459	7,348,891
38200	38200-Meter Installations	46,324	29,089	29,802	60,893	57,382	84,836	74,732	65,129	42,923	45,658	53,515	39,062	2,324,352
38300	38300-House Regulators	12,392	7,692	7,870	16,081	15,164	22,405	19,736	17,200	11,336	12,058	15,718	10,316	534,622
38400	38400-House Reg. Installations	-	-	-	-	-	-	-	-	-	-	-	-	-
38500	38500-Ind. Meas. & Reg. Sta. Equip	2,542	1,576	1,615	3,299	3,109	4,596	4,049	3,529	2,326	2,474	3,225	2,116	109,680
38900	38900-Land & Land Rights	-	-	-	-	-	-	-	-	-	-	-	-	-
39000	39000-Structures & Improvements	12,209	7,598	7,754	15,843	264,930	272,073	289,444	266,945	261,168	261,879	15,465	10,163	3,225,033
39002	39002-Structures - Brick	-	-	-	-	-	-	-	-	-	-	-	-	-
39003	39003-Improvements	-	-	-	-	-	-	-	-	-	-	-	-	-
39004	39004-Air Conditioning Equipment	-	-	-	-	-	-	-	-	-	-	-	-	-
39009	39009-Improv. to Leased Premises	-	-	-	-	-	-	-	-	-	-	-	-	-
39100	39100-Office Furniture & Equipment	1,687	1,033	1,058	2,163	2,038	3,013	2,654	2,313	1,524	1,622	2,114	1,387	71,895
39103	39103-Office Furn. - Copiers & Type	-	-	-	-	-	-	-	-	-	-	-	-	-
39200	39200-Transportation Equipment	-	-	-	-	-	-	-	-	-	-	-	-	-
39201	39201-WKG Trucks	-	-	-	-	-	-	-	-	-	-	-	-	-
39202	39202-WKG Trailers	-	-	-	-	-	-	-	-	-	-	-	-	-
39400	39400-Tools, Shop, & Garage Equip.	4,872	3,020	3,094	6,322	5,957	8,808	7,759	6,762	4,456	4,740	6,179	4,055	210,168
39603	39603-Ditchers	-	-	-	-	-	-	-	-	-	-	-	-	-
39604	39604-Backhoes	-	-	-	-	-	-	-	-	-	-	-	-	-
39605	39605-Welders	-	-	-	-	-	-	-	-	-	-	-	-	-
39700	39700-Communication Equipment	-	-	-	-	-	-	-	-	-	-	-	-	-
39701	39701-Comm. Equip. - Mobile Radios	-	-	-	-	-	-	-	-	-	-	-	-	-
39702	39702-Comm. Equip. - Fixed Radios	-	-	-	-	-	-	-	-	-	-	-	-	-
39705	39705-Comm. Equip. - Telemetry	-	-	-	-	-	-	-	-	-	-	-	-	-
39800	39800-Miscellaneous Equipment	5,355	3,320	3,401	6,949	6,548	9,681	8,828	7,432	4,898	5,210	6,792	4,458	231,017
39901	39901-Oth Tang Prop - Servers - HW	-	-	-	-	-	-	-	-	-	-	-	-	-
39902	39902-Oth Tang Prop - Servers - SW	-	-	-	-	-	-	-	-	-	-	-	-	-
39903	39903-Oth Tang Prop - Network - HW	-	-	-	-	-	-	-	-	-	-	-	-	-
39906	39906-Oth Tang Prop - PC Hardware	19,642	12,176	12,475	25,490	24,020	35,513	31,263	27,263	17,968	19,113	24,913	16,351	847,396
39907	39907-Oth Tang Prop - PC Software	-	-	-	-	-	-	-	-	-	-	-	-	-
39908	39908-Oth Tang Prop - Appl Software	-	-	-	-	-	-	-	-	-	-	-	-	-
099 - Kentucky Division Total		3,713,344	1,994,740	1,829,655	3,395,998	3,641,441	5,195,737	4,539,857	4,282,247	3,342,820	3,142,521	3,526,504	3,411,616	100,393,937
		ok	ok	ok	ok	ok	ok	ok	ok	ok	ok	ok	ok	
Grand Total		5,799,771	4,319,182	3,964,836	5,713,576	6,933,448	7,412,227	6,731,853	6,374,253	5,434,827	5,234,528	5,494,079	5,349,547	220,327,516

CWIP

002 - Dallas Atmos Rate Division

CWIP AFUDC
CWIP With Out AFUDC
Total CWIP

012 - Call Center Division

CWIP AFUDC
CWIP With Out AFUDC
Total CWIP

091 - Brentwood Division

CWIP AFUDC
CWIP With Out AFUDC
Total CWIP

009 - Kentucky Division

CWIP AFUDC
CWIP With Out AFUDC
Total CWIP

Total
CWIP With Out AFUDC

		Retirements															
utility_account		Actual	Actual	Actual	Actual	Actual	Actual	Projected	Projected	Projected	Projected	Projected	Projected	Projected	Projected		
Division		Aug-12	Sep-12	Oct-12	Nov-12	Dec-12	Jan-13	Feb-13	Mar-13	Apr-13	May-13	Jun-13	Jul-13	Aug-13	Sep-13	Oct-13	Nov-13
002 - Dallas Atmos Rate Division																	
39009	39000-Structures & Improvements	-	-	-	-	-	-	-	-	-	-	-	-	-	-	-	-
39005	39005-G-Structures & Improvements	-	-	-	-	-	-	-	-	-	-	-	-	-	-	-	-
39009	39009-Improv. to Leased Premises	-	-	-	-	-	-	-	-	-	-	-	-	-	-	-	-
39100	39100-Office Furniture & Equipment	-	-	-	-	-	-	-	-	-	(1,308,959)	-	-	-	-	-	-
39102	39102-Remittance Processing Equipment	-	-	-	-	-	-	-	-	-	-	-	-	-	-	-	-
39103	39103-Office Furn. - Copiers & Type	-	-	-	-	-	-	-	-	-	-	-	-	-	-	-	-
39104	39104-G-Office Furniture & Equip.	-	-	-	-	-	-	-	-	-	-	-	-	-	-	-	-
39200	39200-Transportation Equipment	-	-	-	-	-	-	-	-	-	-	-	-	-	-	-	-
39300	39300-Stores Equipment	-	-	-	-	-	-	-	-	-	-	-	-	-	-	-	-
39400	39400-Tools, Shop, & Garage Equip.	-	-	-	-	-	-	-	-	-	-	-	-	-	-	-	-
39500	39500-Laboratory Equipment	-	-	-	-	-	-	-	-	-	-	-	-	-	-	-	-
39700	39700-Communication Equipment	-	-	-	-	-	-	-	-	-	-	-	-	-	-	-	-
39800	39800-Miscellaneous Equipment	-	-	-	-	-	-	-	-	-	-	-	-	-	-	-	-
39900	39900-Other Tangible Equipm	-	-	-	-	-	-	-	-	-	-	-	-	-	-	-	-
39901	39901-OTH Tang Prop - Servers - H/W	-	-	-	-	-	-	-	-	(282,696)	-	-	-	-	-	-	-
39902	39902-OTH Tang Prop - Servers - B/W	-	-	-	-	-	-	-	-	-	-	-	-	-	-	-	-
39903	39903-OTH Tang Prop - Network - H/W	-	-	-	(96,188)	-	-	-	(13,741)	(13,741)	(13,741)	(13,741)	(13,741)	(13,741)	(13,741)	(13,741)	(13,741)
39904	39904-OTH Tang Prop - CPU	-	-	-	-	-	-	-	-	-	-	-	-	-	-	-	-
39905	39905-OTH Tang Prop - MF Hardware	-	-	-	-	-	-	-	-	-	-	-	-	-	-	-	-
39906	39906-OTH Tang Prop - PC Hardware	-	-	-	(215,892)	-	-	-	(30,842)	(30,842)	(30,842)	(30,842)	(30,842)	(30,842)	(30,842)	(30,842)	(30,842)
39907	39907-OTH Tang Prop - PC Software	-	-	-	(351,587)	-	-	-	(51,655)	(51,655)	(51,655)	(51,655)	(51,655)	(51,655)	(51,655)	(51,655)	(51,655)
39908	39908-OTH Tang Prop - Appl Software	-	-	-	(30,794)	-	-	-	(4,399)	(4,399)	(4,399)	(4,399)	(4,399)	(4,399)	(4,399)	(4,399)	(4,399)
39909	39909-OTH Tang Prop - Mainframe S/W	-	-	-	-	-	-	-	-	-	-	-	-	-	-	-	-
39924	39924-OTH Tang Prop - Gen. Stamp C	-	-	-	-	-	-	-	-	-	-	-	-	-	-	-	-
002 - Dallas Atmos Rate Division Total		-	-	-	(704,482)	-	-	-	(100,637)	(100,637)	(1,692,192)	(100,637)	(100,637)	(100,637)	(100,637)	(100,637)	(100,637)
012 - Call Center Division																	
38900	38900-Land	-	-	-	-	-	-	-	-	-	-	-	-	-	-	-	-
38910	38910-CKV-Land & Land Rights	-	-	-	-	-	-	-	-	-	-	-	-	-	-	-	-
39000	39000-Structures & Improvements	-	-	-	-	-	-	-	-	-	-	-	-	-	-	-	-
39009	39009-Improv. to Leased Premises	-	-	-	-	-	-	-	-	-	-	-	-	-	-	-	-
39010	39010-CKV-Structures & Improvements	-	-	-	-	-	-	-	-	-	-	-	-	-	-	-	-
39100	39100-Office Furniture & Equipment	-	-	-	-	-	-	-	-	-	-	-	-	-	-	-	-
39700	39700-Communication Equipment	-	-	-	-	-	-	-	-	-	(118,356)	-	-	-	-	-	-
39710	39710-CKV-Communication Equipment	-	-	-	-	-	-	-	-	-	-	-	-	-	-	-	-
39800	39800-Miscellaneous Equipment	-	-	-	-	-	-	-	-	-	-	-	-	-	-	-	-
39900	39900-Other Tangible Property	-	-	-	-	-	-	-	-	-	-	-	-	-	-	-	-
39901	39901-OTH Tang Prop - Servers - H/W	-	-	-	-	-	-	-	-	(8,057,872)	-	-	-	-	-	-	-
39902	39902-OTH Tang Prop - Servers - S/W	-	-	-	-	-	-	-	-	(6,286,020)	-	-	-	-	-	-	-
39903	39903-OTH Tang Prop - Network - H/W	-	-	-	-	-	-	-	-	(15,871)	-	-	-	-	-	-	-
39906	39906-OTH Tang Prop - PC Hardware	-	-	-	-	-	-	-	-	(42,284)	-	-	-	-	-	-	-
39907	39907-OTH Tang Prop - PC Software	-	-	-	-	-	-	-	-	(3,850)	-	-	-	-	-	-	-
39908	39908-OTH Tang Prop - Appl Software	-	-	-	(92,355)	-	-	-	(13,194)	(13,194)	(59,402,237)	(15,392)	(15,392)	(15,392)	(15,392)	(15,392)	(15,392)
39910	39910-CKV-Other Tangible Property	-	-	-	-	-	-	-	-	-	-	-	-	-	-	-	-
39916	39916-CKV-OTH Tang Prop-PC Hardware	-	-	-	-	-	-	-	-	-	-	-	-	-	-	-	-
39917	39917-CKV-OTH Tang Prop-PC Software	-	-	-	-	-	-	-	-	-	-	-	-	-	-	-	-
39924	39924-OTH Tang Prop - Gen. Stamp C	-	-	-	(8,347)	-	-	-	(1,335)	(1,335)	(23,168,306)	(1,335)	(668)	-	-	-	-
012 - Call Center Division Total		-	-	-	(101,701)	-	-	-	(14,529)	(14,529)	(97,091,976)	(16,728)	(16,960)	(15,392)	(15,392)	(15,392)	(15,392)
091 - Brentwood Division																	
30100	30100-Organization	-	-	-	-	-	-	-	-	-	-	-	-	-	-	-	-
30300	30300-Misc. Intangible Plant	-	-	-	-	-	-	-	-	-	-	-	-	-	-	-	-
39001	39001-Structures - Frame	-	-	-	-	-	-	-	-	-	-	-	-	-	-	-	-
39004	39004-Air Conditioning Equipment	-	-	-	-	-	-	-	-	-	-	-	-	-	-	-	-
39009	39009-Improv. to Leased Premises	-	-	-	-	-	-	-	-	-	-	-	-	-	-	-	-
39100	39100-Office Furniture & Equipment	-	-	-	-	-	-	-	-	-	-	-	-	-	-	-	-
39200	39200-Trans Equip- Group	-	-	-	-	-	-	-	-	-	-	-	-	-	-	-	-
39300	39300-Stores Equipment	-	-	-	-	-	-	-	-	-	-	-	-	-	-	-	-
39400	39400-Tools, Shop, & Garage Equip.	-	-	-	-	-	-	-	-	-	-	-	-	-	-	-	-
39600	39600-Power Operated Equipment	-	-	-	-	(91,531)	-	-	(13,133)	(13,133)	(13,133)	(13,133)	(13,133)	(13,133)	(13,133)	(13,133)	(13,133)
39700	39700-Communication Equipment	-	-	-	(232)	-	-	-	(33)	(33)	(33)	(33)	(33)	(33)	(33)	(33)	(33)
39800	39800-Miscellaneous Equipment	-	-	-	-	-	-	-	-	-	-	-	-	-	-	-	-
39900	39900-Other Tangible Property	-	-	-	-	-	-	-	-	-	-	-	-	-	-	-	-
39901	39901-OTH Tang Prop - Servers - H/W	-	-	-	-	-	-	-	-	-	-	-	-	-	-	-	-
39902	39902-OTH Tang Prop - Servers - S/W	-	-	-	-	-	-	-	-	-	-	-	-	-	-	-	-
39903	39903-OTH Tang Prop - Network - H/W	-	-	-	(11,191)	-	-	-	(1,599)	(1,599)	(1,599)	(1,599)	(1,599)	(1,599)	(1,599)	(1,599)	(1,599)
39906	39906-OTH Tang Prop - PC Hardware	-	-	-	(630,450)	-	-	-	(90,064)	(90,064)	(90,064)	(90,064)	(90,064)	(90,064)	(90,064)	(90,064)	(90,064)
39907	39907-OTH Tang Prop - PC Software	-	-	-	(88,815)	-	-	-	(12,688)	(12,688)	(1,753)	-	-	-	-	-	-
39909	39909-OTH Tang Prop - Appl Software	-	-	-	(707,722)	-	-	-	(31,395)	-	-	-	-	-	-	-	-
091 - Brentwood Division Total		-	-	-	(1,536,342)	-	-	-	(148,905)	(117,317)	(117,517)	(165,582)	(164,829)	(164,829)	(164,829)	(164,829)	(164,829)

Division	Utility Account	Actual Aug-12	Actual Sep-12	Actual Oct-12	Actual Nov-12	Actual Dec-12	Actual Jan-13	Actual Feb-13	Projected Mar-13	Projected Apr-13	Projected May-13	Projected Jun-13	Projected Jul-13	Projected Aug-13	Projected Sep-13	Projected Oct-13	Projected Nov-13
069 - Kentucky Division																	
	30100 30100-Organization	-	-	-	-	-	-	-	-	-	-	-	-	-	-	-	-
	30200 30200-Franchises & Consents	-	-	-	-	-	-	-	-	-	-	-	-	-	-	-	-
	32520 32520-Producing Leaseholds	-	-	-	-	-	-	-	-	-	-	-	-	-	-	-	-
	32540 32540-Rights-of-Way	-	-	-	-	-	-	-	-	-	-	-	-	-	-	-	-
	33100 33100-Production Gas Wells Equipment	-	-	-	-	-	-	-	-	-	-	-	-	-	-	-	-
	33201 33201-Field Lines	-	-	-	-	-	-	-	-	-	-	-	-	-	-	-	-
	33202 33202-Tributary Lines	-	-	-	-	-	-	-	-	-	-	-	-	-	-	-	-
	33400 33400-Field Meas. & Reg. Sta. Equip	-	-	-	-	-	-	-	-	-	-	-	-	-	-	-	-
	33600 33600-Purification Equipment	-	-	-	-	-	-	-	-	-	-	-	-	-	-	-	-
	35010 35010-Land	-	-	-	-	-	-	-	-	-	-	-	-	-	-	-	-
	35020 35020-Rights of Ways	-	-	-	-	-	-	-	-	-	-	-	-	-	-	-	-
	35100 35100-Structures & Improvements	-	-	-	-	-	-	-	-	-	-	-	-	-	-	-	-
	35102 35102-Compressor Station Equipment	-	-	-	-	-	-	-	-	-	-	-	-	-	-	-	-
	35103 35103-Meas. & Reg. Sta. Structures	-	-	-	-	-	-	-	-	-	-	-	-	-	-	-	-
	35104 35104-Other Structures	-	-	-	-	-	-	-	-	-	-	-	-	-	-	-	-
	35200 35200-Wells	-	-	-	-	-	-	-	-	-	-	-	-	-	-	-	-
	35201 35201-Well Construction	-	-	(167,597)	-	-	-	-	(23,942)	(23,942)	(23,942)	(23,942)	(23,942)	(23,942)	(23,942)	(23,942)	(23,942)
	35202 35202-Well Equipment	-	-	-	-	-	-	-	-	-	-	-	-	-	-	-	-
	35203 35203-Cushion Gas	-	-	-	-	-	-	-	-	-	-	-	-	-	-	-	-
	35210 35210-Leaseholds	-	-	-	-	-	-	-	-	-	-	-	-	-	-	-	-
	35211 35211-Storage Rights	-	-	-	-	-	-	-	-	-	-	-	-	-	-	-	-
	35301 35301-Field Lines	-	-	-	-	-	-	-	-	-	-	-	-	-	-	-	-
	35302 35302-Tributary Lines	-	-	-	-	-	-	-	-	-	-	-	-	-	-	-	-
	35400 35400-Compressor Station Equipment	-	-	-	-	-	-	-	-	-	-	-	-	-	-	-	-
	35500 35500-Meas. & Reg. Equipment	-	-	-	-	-	-	-	-	-	-	-	-	-	-	-	-
	35600 35600-Purification Equipment	-	-	-	-	-	-	-	-	-	-	-	-	-	-	-	-
	36510 36510-Land & Land Rights	-	-	-	-	-	-	-	-	-	-	-	-	-	-	-	-
	36520 36520-Rights-Of-Way	-	-	-	-	-	-	-	-	-	-	-	-	-	-	-	-
	36602 36602-Structures & Improvements	-	-	-	-	-	-	-	-	-	-	-	-	-	-	-	-
	36603 36603-Other Structures	-	-	-	-	-	-	-	-	-	-	-	-	-	-	-	-
	36700 36700-Mains - Cathodic Protection	-	-	-	-	-	-	-	-	-	-	-	-	-	-	-	-
	36701 36701-Mains - Steel	-	(8,558)	-	(302,693)	-	(23,746)	-	(48,000)	(48,000)	(48,000)	(48,000)	(48,000)	(48,000)	(48,000)	(48,000)	(48,000)
	36900 36900-Meas. & Reg. Sta. Equipment	-	-	-	-	-	-	-	-	-	-	-	-	-	-	-	-
	36901 36901-Meas. & Reg. Sta. Equipment	(132)	-	-	-	-	(805)	-	(134)	(134)	(134)	(134)	(134)	(134)	(134)	(134)	(134)
	37400 37400-Land & Land Rights	-	-	-	-	-	-	-	-	-	-	-	-	-	-	-	-
	37401 37401-Land	-	-	-	-	-	-	-	-	-	-	-	-	-	-	-	-
	37402 37402-Land Rights	-	-	-	-	-	-	-	-	-	-	-	-	-	-	-	-
	37403 37403-Land Other	-	-	-	-	-	-	-	-	-	-	-	-	-	-	-	-
	37500 37500-Structures & Improvements	-	-	-	-	-	-	-	-	-	-	-	-	-	-	-	-
	37501 37501-Structures & Improvements T.B	-	-	-	-	-	-	-	-	-	-	-	-	-	-	-	-
	37502 37502-Land Rights	-	-	-	-	-	-	-	-	-	-	-	-	-	-	-	-
	37503 37503-Improvements	-	-	-	-	-	-	-	-	-	-	-	-	-	-	-	-
	37600 37600-Mains - Cathodic Protection	-	(35,118)	-	-	(3,284)	-	-	(5,486)	(5,486)	(5,486)	(5,486)	(5,486)	(5,486)	(5,486)	(5,486)	(5,486)
	37601 37601-Mains - Steel	(31,300)	(520,135)	(34,999)	(207)	(6,823)	(122,278)	(43,400)	(108,449)	(108,449)	(108,449)	(108,449)	(108,449)	(108,449)	(108,449)	(108,449)	(108,449)
	37602 37602-Mains - Plastic	(3,675)	(105,235)	(59,241)	(13,830)	(3,197)	(16,734)	(4,097)	(30,003)	(30,003)	(30,003)	(30,003)	(30,003)	(30,003)	(30,003)	(30,003)	(30,003)
	37800 37800-Meas. & Reg. Sta. Eq-General	(2,456)	(9,437)	(1,790)	-	-	(767)	(564)	(2,146)	(2,146)	(2,146)	(2,146)	(2,146)	(2,146)	(2,146)	(2,146)	(2,146)
	37900 37900-Meas. & Reg. - City Gate	-	-	-	-	-	-	-	-	-	-	-	-	-	-	-	-
	37905 37905-Meas. & Reg. Sta. Equip T.B	(205)	(9,476)	-	-	-	-	-	(1,383)	(1,383)	(1,383)	(1,383)	(1,383)	(1,383)	(1,383)	(1,383)	(1,383)
	38000 38000-Services	(116,206)	(221,823)	(93,078)	(77,834)	(10,815)	(190,803)	(210,607)	(131,867)	(131,867)	(131,867)	(131,867)	(131,867)	(131,867)	(131,867)	(131,867)	(131,867)

Division	utility_account	Actual Aug-12	Actual Sep-12	Actual Oct-12	Actual Nov-12	Actual Dec-12	Actual Jan-13	Actual Feb-13	Projected Mar-13	Projected Apr-13	Projected May-13	Projected Jun-13	Projected Jul-13	Projected Aug-13	Projected Sep-13	Projected Oct-13	Projected Nov-13
38100	38100-Meters	-	-	-	-	-	-	-	-	-	-	-	-	-	-	-	-
38200	38200-Meter Installations	(48,738)	(28,731)	(39,319)	(17,653)	(25,908)	(27,002)	(24,719)	(30,296)	(30,296)	(30,296)	(30,296)	(30,296)	(30,296)	(30,296)	(30,296)	(30,296)
38300	38300-House Regulators	-	-	-	-	-	-	-	-	-	-	-	-	-	-	-	-
38400	38400-House Reg. Installations	-	-	-	-	-	-	-	-	-	-	-	-	-	-	-	-
38500	38500-Ind. Meas. & Reg. Sta. Equip	-	(6,251)	-	-	-	-	-	(893)	(893)	(893)	(893)	(893)	(893)	(893)	(893)	(893)
38800	38800-Land & Land Rights	-	-	-	-	-	-	-	-	-	-	-	-	-	-	-	-
39000	39000-Structures & Improvements	-	-	-	-	-	-	-	-	-	-	-	-	-	-	-	-
39002	39002-Structures - Brick	-	-	-	-	-	-	-	-	-	-	-	-	-	-	-	-
39003	39003-Improvements	-	-	-	-	-	-	-	-	-	-	-	-	-	-	-	-
39004	39004-Air Conditioning Equipment	-	-	-	-	-	-	-	-	-	-	-	-	-	-	-	-
39009	39009-Improv. to Leased Premises	-	-	-	-	-	-	-	-	-	-	-	-	-	-	-	-
39100	39100-Office Furniture & Equipment	-	(2,859)	-	-	-	-	-	(384)	(384)	(384)	(384)	(384)	(384)	(384)	(384)	(384)
39103	39103-Office Furn. - Copiers & Type	-	-	-	-	-	-	-	-	-	-	-	-	-	-	-	-
39200	39200-Transportation Equipment	-	-	-	-	-	-	-	-	-	-	-	-	-	-	-	-
39201	39201-WKG Trucks	-	-	-	-	-	-	-	-	-	-	-	-	-	-	-	-
39202	39202-WKG Trailers	-	-	-	-	-	-	-	-	-	-	-	-	-	-	-	-
39400	39400-Tools, Shop, & Garage Equip.	(1,577)	(11,373)	-	-	-	-	-	(1,850)	(1,850)	(1,850)	(1,850)	(1,850)	(1,850)	(1,850)	(1,850)	(1,850)
39603	39603-Ditchers	-	-	-	-	-	-	-	-	-	-	-	-	-	-	-	-
39604	39604-Backhoes	-	-	-	-	-	-	-	-	-	-	-	-	-	-	-	-
39605	39605-Welders	-	-	-	-	-	-	-	-	-	-	-	-	-	-	-	-
39700	39700-Communication Equipment	-	-	-	-	(441)	-	-	(63)	(63)	(63)	(63)	(63)	(63)	(63)	(63)	(63)
39701	39701-Comm. Equip. - Mobile Radios	-	-	-	-	-	-	-	-	-	-	-	-	-	-	-	-
39702	39702-Comm. Equip. - Fixed Radios	-	-	-	-	-	-	-	-	-	-	-	-	-	-	-	-
39705	39705-Comm. Equip. - Telemetry	-	-	-	-	-	-	-	-	-	-	-	-	-	-	-	-
39800	39800-Miscellaneous Equipment	-	(109,838)	-	-	(213,314)	-	-	(46,165)	(46,165)	(46,165)	(46,165)	(46,165)	(46,165)	(46,165)	(46,165)	(46,165)
39801	39801-OTH Tang Prop - Servers - H/W	-	-	-	-	-	-	-	-	-	-	-	-	-	-	-	-
39802	39802-OTH Tang Prop - Servers - S/W	-	-	-	-	(12,898)	-	-	(1,814)	(1,814)	(1,814)	(1,814)	(1,814)	(1,814)	(1,814)	(1,814)	(1,814)
39803	39803-OTH Tang Prop - Network - H/W	-	-	-	-	(489,485)	-	-	(52,297)	-	-	-	-	-	-	-	-
39806	39806-OTH Tang Prop - PC Hardware	-	(399,789)	-	-	(947,532)	-	(110,211)	(208,216)	(208,216)	(208,216)	(208,216)	(208,216)	(208,216)	(208,216)	(208,216)	(208,216)
39807	39807-OTH Tang Prop - PC Software	-	-	-	-	(233,445)	-	-	(13,883)	-	-	-	-	-	-	-	-
39808	39808-OTH Tang Prop - Appl Software	-	-	-	-	(272,636)	-	-	(38,957)	(38,957)	(38,957)	(22,145)	-	-	-	-	-
009 - Kentucky Division Total		(206,298)	(1,473,535)	(395,023)	(412,029)	(4,526,145)	(382,134)	(393,600)	(746,225)	(680,046)	(663,046)	(663,234)	(641,089)	(641,089)	(641,089)	(641,089)	(641,089)
Grand Total		(206,298)	(1,473,535)	(395,023)	(412,029)	(4,526,145)	(382,134)	(393,600)	(1,010,297)	(912,729)	(99,561,732)	(867,181)	(862,616)	(861,949)	(861,949)	(861,949)	(861,949)
CWIP																	
002 - Dallas Atmos Rate Division																	
CWIP AFUDC																	
CWIP With Out AFUDC																	
Total CWIP																	
012 - Call Center Division																	
CWIP AFUDC																	
CWIP With Out AFUDC																	
Total CWIP																	
091 - Brentwood Division																	
CWIP AFUDC																	
CWIP With Out AFUDC																	
Total CWIP																	
009 - Kentucky Division																	
CWIP AFUDC																	
CWIP With Out AFUDC																	
Total CWIP																	
Total																	
CWIP With Out AFUDC																	

Division	utility_account	Projected Dec-13	Projected Jan-14	Projected Feb-14	Projected Mar-14	Projected Apr-14	Projected May-14	Projected Jun-14	Projected Jul-14	Projected Aug-14	Projected Sep-14	Projected Oct-14	Projected Nov-14	Total
002 - Dallas Atmos Rate Division														
39000	39000-Structures & Improvements	-	-	-	-	-	-	-	-	-	-	-	-	-
39005	39005-G-Structures & Improvements	-	-	-	-	-	-	-	-	-	-	-	-	-
39008	39008-Improv. to Leased Premises	-	-	-	-	-	-	-	-	-	-	-	-	-
39100	39100-Office Furniture & Equipment	-	-	-	-	-	-	-	-	-	-	-	-	(1,308,959)
39102	39102-Remittance Processing Equipment	-	-	-	-	-	-	-	-	-	-	-	-	-
39103	39103-Office Furn. - Copiers & Type	-	-	-	-	-	-	-	-	-	-	-	-	-
39104	39104-G-Office Furniture & Equip.	-	-	-	-	-	-	-	-	-	-	-	-	-
39200	39200-Transportation Equipment	-	-	-	-	-	-	-	-	-	-	-	-	-
39300	39300-Stores Equipment	-	-	-	-	-	-	-	-	-	-	-	-	-
39400	39400-Tools, Shop, & Garage Equip.	-	-	-	-	-	-	-	-	-	-	-	-	-
39500	39500-Laboratory Equipment	-	-	-	-	-	-	-	-	-	-	-	-	-
39700	39700-Communication Equipment	-	-	-	-	-	-	-	-	-	-	-	-	-
39800	39800-Miscellaneous Equipment	-	-	-	-	-	-	-	-	-	-	-	-	-
39900	39900-Other Tangible Equipm	-	-	-	-	-	-	-	-	-	-	-	-	-
39901	39901-Oth Tang Prop - Servers - H/W	-	-	-	-	-	-	-	-	-	-	-	-	(282,595)
39902	39902-Oth Tang Prop - Servers - S/W	-	-	-	-	-	-	-	-	-	-	-	-	-
39903	39903-Oth Tang Prop - Network - H/W	(13,741)	(13,741)	(13,741)	(13,741)	(13,741)	(13,741)	(13,741)	(13,741)	(13,741)	(13,741)	(13,741)	(13,741)	(384,752)
39904	39904-Oth Tang Prop - CPU	-	-	-	-	-	-	-	-	-	-	-	-	-
39905	39905-Oth Tang Prop - MF Hardware	-	-	-	-	-	-	-	-	-	-	-	-	-
39906	39906-Oth Tang Prop - PC Hardware	(30,842)	(30,842)	(30,842)	(30,842)	(30,842)	(30,842)	(30,842)	(30,842)	(30,842)	(30,842)	(30,842)	(30,842)	(969,569)
39907	39907-Oth Tang Prop - PC Software	(51,855)	(51,855)	(51,855)	(51,855)	(51,855)	(51,855)	(51,855)	(51,855)	(51,855)	(51,855)	(51,855)	(51,855)	(1,448,359)
39908	39908-Oth Tang Prop - Appl Software	(4,399)	(4,399)	(4,399)	(4,399)	(4,399)	(4,399)	(4,399)	(4,399)	(4,399)	(4,399)	(4,399)	(4,399)	(123,177)
39909	39909-Oth Tang Prop - Mids/Frame S/W	-	-	-	-	-	-	-	-	-	-	-	-	-
39924	39924-Oth Tang Prop - Gen. Staurp C	-	-	-	-	-	-	-	-	-	-	-	-	-
002 - Dallas Atmos Rate Division Total		(100,637)	(100,637)	(100,637)	(100,637)	(100,637)	(100,637)	(100,637)	(100,637)	(100,637)	(100,637)	(100,637)	(100,637)	(4,409,402)
012 - Call Center Division														
38900	38900-Land	-	-	-	-	-	-	-	-	-	-	-	-	-
38910	38910-CKV-Land & Land Rights	-	-	-	-	-	-	-	-	-	-	-	-	-
39000	39000-Structures & Improvements	-	-	-	-	-	-	-	-	-	-	-	-	-
39008	39008-Improv. to Leased Premises	-	-	-	-	-	-	-	-	-	-	-	-	-
39010	39010-CKV-Structures & Improvements	-	-	-	-	-	-	-	-	-	-	-	-	-
39100	39100-Office Furniture & Equipment	-	-	-	-	-	-	-	-	-	-	-	-	-
39700	39700-Communication Equipment	-	-	-	-	-	-	-	-	-	-	-	-	(118,856)
39710	39710-CKV-Communication Equipment	-	-	-	-	-	-	-	-	-	-	-	-	-
39800	39800-Miscellaneous Equipment	-	-	-	-	-	-	-	-	-	-	-	-	-
39900	39900-Other Tangible Property	-	-	-	-	-	-	-	-	-	-	-	-	-
39901	39901-Oth Tang Prop - Servers - H/W	-	-	-	-	-	-	-	-	-	-	-	-	(8,057,572)
39902	39902-Oth Tang Prop - Servers - S/W	-	-	-	-	-	-	-	-	-	-	-	-	(5,296,020)
39903	39903-Oth Tang Prop - Network - H/W	-	-	-	-	-	-	-	-	-	-	-	-	(13,671)
39905	39905-Oth Tang Prop - PC Hardware	-	-	-	-	-	-	-	-	-	-	-	-	(42,284)
39907	39907-Oth Tang Prop - PC Software	-	-	-	-	-	-	-	-	-	-	-	-	(3,880)
39908	39908-Oth Tang Prop - Appl Software	(15,392)	(15,392)	(15,392)	(15,392)	(15,392)	(15,392)	(15,392)	(15,392)	(15,392)	(15,392)	(15,392)	(15,392)	(59,798,013)
39910	39910-CKV-Other Tangible Property	-	-	-	-	-	-	-	-	-	-	-	-	-
39916	39916-CKV-Oth Tang Prop-PC Hardware	-	-	-	-	-	-	-	-	-	-	-	-	-
39917	39917-CKV-Oth Tang Prop-PC Software	-	-	-	-	-	-	-	-	-	-	-	-	-
39924	39924-Oth Tang Prop - Gen. Staurp C	-	-	-	-	-	-	-	-	-	-	-	-	(23,172,326)
012 - Call Center Division Total		(15,392)	(15,392)	(15,392)	(15,392)	(15,392)	(15,392)	(15,392)	(15,392)	(15,392)	(15,392)	(15,392)	(15,392)	(97,601,802)
091 - Brentwood Division														
30100	30100-Organization	-	-	-	-	-	-	-	-	-	-	-	-	-
30300	30300-Misc. Intangible Plant	-	-	-	-	-	-	-	-	-	-	-	-	-
39001	39001-Structures - Frame	-	-	-	-	-	-	-	-	-	-	-	-	-
39004	39004-Air Conditioning Equipment	-	-	-	-	-	-	-	-	-	-	-	-	-
39008	39008-Improv. to Leased Premises	-	-	-	-	-	-	-	-	-	-	-	-	-
39100	39100-Office Furniture & Equipment	-	-	-	-	-	-	-	-	-	-	-	-	-
39200	39200-Trans Equip- Group	-	-	-	-	-	-	-	-	-	-	-	-	-
39300	39300-Stores Equipment	-	-	-	-	-	-	-	-	-	-	-	-	-
39400	39400-Tools, Shop, & Garage Equip.	-	-	-	-	-	-	-	-	-	-	-	-	-
39500	39500-Power Operated Equipment	-	-	-	-	-	-	-	-	-	-	-	-	-
39700	39700-Communication Equipment	(13,133)	(13,133)	(13,133)	(13,133)	(13,133)	(13,133)	(13,133)	(13,133)	(2,352)	-	-	-	(317,545)
39800	39800-Miscellaneous Equipment	(33)	(33)	(33)	(33)	(33)	(33)	(33)	(33)	(33)	(33)	(33)	(33)	(927)
39900	39900-Other Tangible Property	-	-	-	-	-	-	-	-	-	-	-	-	-
39901	39901-Oth Tang Prop - Servers - H/W	-	-	-	-	-	-	-	-	-	-	-	-	-
39902	39902-Oth Tang Prop - Servers - S/W	-	-	-	-	-	-	-	-	-	-	-	-	-
39903	39903-Oth Tang Prop - Network - H/W	(1,599)	(1,599)	(1,599)	(1,599)	(1,599)	(1,599)	(1,599)	(1,599)	(1,599)	(1,599)	(1,599)	(1,599)	(44,765)
39906	39906-Oth Tang Prop - PC Hardware	(90,064)	(90,064)	(90,064)	(90,064)	(90,064)	(90,064)	(90,064)	(90,064)	(90,064)	(90,064)	(90,064)	(90,064)	(2,521,601)
39907	39907-Oth Tang Prop - PC Software	-	-	-	-	-	-	-	-	-	-	-	-	(128,631)
39908	39908-Oth Tang Prop - Appl Software	-	-	-	-	-	-	-	-	-	-	-	-	(739,111)
091 - Brentwood Division Total		(104,829)	(104,829)	(104,829)	(104,829)	(104,829)	(104,829)	(104,829)	(104,829)	(94,048)	(91,696)	(91,696)	(91,696)	(3,752,790)

Division	utility_account	Projected Dec-13	Projected Jan-14	Projected Feb-14	Projected Mar-14	Projected Apr-14	Projected May-14	Projected Jun-14	Projected Jul-14	Projected Aug-14	Projected Sep-14	Projected Oct-14	Projected Nov-14	Total
009 - Kentucky Division														
33100	33100-Organization	-	-	-	-	-	-	-	-	-	-	-	-	-
30200	30200-Franchise & Consents	-	-	-	-	-	-	-	-	-	-	-	-	-
32520	32520-Producing Leaseholds	-	-	-	-	-	-	-	-	-	-	-	-	-
32540	32540-Rights-of-Way	-	-	-	-	-	-	-	-	-	-	-	-	-
33100	33100-Production Gas Wells Equipment	-	-	-	-	-	-	-	-	-	-	-	-	-
33201	33201-Field Lines	-	-	-	-	-	-	-	-	-	-	-	-	-
33202	33202-Tributary Lines	-	-	-	-	-	-	-	-	-	-	-	-	-
33400	33400-Field Meas. & Reg. Sta. Equip	-	-	-	-	-	-	-	-	-	-	-	-	-
33600	33600-Purification Equipment	-	-	-	-	-	-	-	-	-	-	-	-	-
35010	35010-Land	-	-	-	-	-	-	-	-	-	-	-	-	-
35020	35020-Rights of Ways	-	-	-	-	-	-	-	-	-	-	-	-	-
35100	35100-Structures & Improvements	-	-	-	-	-	-	-	-	-	-	-	-	-
35102	35102-Compressor Station Equipment	-	-	-	-	-	-	-	-	-	-	-	-	-
35103	35103-Meas. & Reg. Sta. Structures	-	-	-	-	-	-	-	-	-	-	-	-	-
35104	35104-Other Structures	-	-	-	-	-	-	-	-	-	-	-	-	-
35200	35200-Wells	-	-	-	-	-	-	-	-	-	-	-	-	-
35201	35201-Well Construction	(23,942)	(23,942)	(23,942)	(23,942)	(23,942)	(23,942)	(23,942)	(23,942)	(23,942)	(23,942)	(23,942)	(23,942)	(670,387)
35202	35202-Well Equipment	-	-	-	-	-	-	-	-	-	-	-	-	-
35203	35203-Cushion Gas	-	-	-	-	-	-	-	-	-	-	-	-	-
35210	35210-Leaseholds	-	-	-	-	-	-	-	-	-	-	-	-	-
35211	35211-Storage Rights	-	-	-	-	-	-	-	-	-	-	-	-	-
35301	35301-Field Lines	-	-	-	-	-	-	-	-	-	-	-	-	-
35302	35302-Tributary Lines	-	-	-	-	-	-	-	-	-	-	-	-	-
35400	35400-Compressor Station Equipment	-	-	-	-	-	-	-	-	-	-	-	-	-
35500	35500-Meas. & Reg. Equipment	-	-	-	-	-	-	-	-	-	-	-	-	-
35600	35600-Purification Equipment	-	-	-	-	-	-	-	-	-	-	-	-	-
36510	36510-Land & Land Rights	-	-	-	-	-	-	-	-	-	-	-	-	-
36520	36520-Rights-Of-Way	-	-	-	-	-	-	-	-	-	-	-	-	-
36602	36602-Structures & Improvements	-	-	-	-	-	-	-	-	-	-	-	-	-
36603	36603-Other Structures	-	-	-	-	-	-	-	-	-	-	-	-	-
36700	36700-Mains - Cathodic Protection	-	-	-	-	-	-	-	-	-	-	-	-	-
36701	36701-Mains - Steel	(48,000)	(48,000)	(48,000)	(48,000)	(48,000)	(48,000)	(48,000)	(48,000)	(48,000)	(48,000)	(48,000)	(48,000)	(1,343,967)
36900	36900-Meas. & Reg. Sta. Equipment	-	-	-	-	-	-	-	-	-	-	-	-	-
36901	36901-Meas. & Reg. Sta. Equipment	(134)	(134)	(134)	(134)	(134)	(134)	(134)	(134)	(134)	(134)	(134)	(134)	(3,747)
37400	37400-Land & Land Rights	-	-	-	-	-	-	-	-	-	-	-	-	-
37401	37401-Land	-	-	-	-	-	-	-	-	-	-	-	-	-
37402	37402-Land Rights	-	-	-	-	-	-	-	-	-	-	-	-	-
37403	37403-Land Other	-	-	-	-	-	-	-	-	-	-	-	-	-
37500	37500-Structures & Improvements	-	-	-	-	-	-	-	-	-	-	-	-	-
37501	37501-Structures & Improvements T.B	-	-	-	-	-	-	-	-	-	-	-	-	-
37502	37502-Land Rights	-	-	-	-	-	-	-	-	-	-	-	-	-
37503	37503-Improvements	-	-	-	-	-	-	-	-	-	-	-	-	-
37600	37600-Mains - Cathodic Protection	(5,486)	(5,486)	(5,486)	(5,486)	(5,486)	(5,486)	(5,486)	(5,486)	(5,486)	(5,486)	(5,486)	(5,486)	(153,609)
37601	37601-Mains - Steel	(108,449)	(108,449)	(108,449)	(108,449)	(108,449)	(108,449)	(108,449)	(108,449)	(108,449)	(108,449)	(108,449)	(108,449)	(3,036,563)
37602	37602-Mains - Plastic	(30,003)	(30,003)	(30,003)	(30,003)	(30,003)	(30,003)	(30,003)	(30,003)	(30,003)	(30,003)	(30,003)	(30,003)	(840,071)
37800	37800-Meas. & Reg. Sta. Eq-General	(2,146)	(2,146)	(2,146)	(2,146)	(2,146)	(2,146)	(2,146)	(2,146)	(2,146)	(2,146)	(2,146)	(2,146)	(60,099)
37900	37900-Meas. & Reg. - City Gate	-	-	-	-	-	-	-	-	-	-	-	-	-
37905	37905-Meas. & Reg. Sta. Equip T.B.	(1,383)	(1,383)	(1,383)	(1,383)	(1,383)	(1,383)	(1,383)	(1,383)	(1,383)	(1,383)	(1,383)	(1,383)	(38,724)
38000	38000-Services	(131,867)	(131,867)	(131,867)	(131,867)	(131,867)	(131,867)	(131,867)	(131,867)	(131,867)	(131,867)	(131,867)	(131,867)	(3,692,267)

Division	utility_account	Projected Dec-13	Projected Jan-14	Projected Feb-14	Projected Mar-14	Projected Apr-14	Projected May-14	Projected Jun-14	Projected Jul-14	Projected Aug-14	Projected Sep-14	Projected Oct-14	Projected Nov-14	Total
	38100 38100-Meters	-	-	-	-	-	-	-	-	-	-	-	-	-
	38200 38200-Meter Installations	-	-	-	-	-	-	-	-	-	-	-	-	-
	38300 38300-House Regulators	(30,296)	(30,296)	(30,296)	(30,296)	(30,296)	(30,296)	(30,296)	(30,296)	(30,296)	(30,296)	(30,296)	(30,296)	(848,279)
	38400 38400-House Reg. Installations	-	-	-	-	-	-	-	-	-	-	-	-	-
	38500 38500-Ind. Meas. & Reg. Sta. Equip	(893)	(893)	(893)	(893)	(893)	(893)	(893)	(893)	(893)	(893)	(893)	(893)	(25,003)
	38800 38800-Land & Land Rights	-	-	-	-	-	-	-	-	-	-	-	-	-
	39000 39000-Structures & Improvements	-	-	-	-	-	-	-	-	-	-	-	-	-
	39002 39002-Structures - Brick	-	-	-	-	-	-	-	-	-	-	-	-	-
	39003 39003-Improvements	-	-	-	-	-	-	-	-	-	-	-	-	-
	39004 39004-Air Conditioning Equipment	-	-	-	-	-	-	-	-	-	-	-	-	-
	39009 39009-Improv. to Leased Premises	-	-	-	-	-	-	-	-	-	-	-	-	-
	39100 39100-Office Furniture & Equipment	(384)	(384)	(384)	(384)	(384)	(384)	(384)	(384)	(384)	(384)	(384)	(384)	(10,756)
	39103 39103-Office Furn. - Copiers & Type	-	-	-	-	-	-	-	-	-	-	-	-	-
	39200 39200-Transportation Equipment	-	-	-	-	-	-	-	-	-	-	-	-	-
	39201 39201-WKG Trucks	-	-	-	-	-	-	-	-	-	-	-	-	-
	39202 39202-WKG Trailers	-	-	-	-	-	-	-	-	-	-	-	-	-
	39400 39400-Tools, Shop, & Garage Equip.	(1,850)	(1,850)	(1,850)	(1,850)	(1,850)	(1,850)	(1,850)	(1,850)	(1,850)	(1,850)	(1,850)	(1,850)	(51,800)
	39603 39603-Ditchers	-	-	-	-	-	-	-	-	-	-	-	-	-
	39604 39604-Backhoes	-	-	-	-	-	-	-	-	-	-	-	-	-
	39605 39605-Welders	-	-	-	-	-	-	-	-	-	-	-	-	-
	39700 39700-Communication Equipment	(63)	(63)	(63)	(63)	(63)	(63)	(63)	(63)	(63)	(63)	(63)	(63)	(1,764)
	39701 39701-Comm. Equip. - Mobile Radios	-	-	-	-	-	-	-	-	-	-	-	-	-
	39702 39702-Comm. Equip. - Fixed Radios	-	-	-	-	-	-	-	-	-	-	-	-	-
	39705 39705-Comm. Equip. - Telemetering	-	-	-	-	-	-	-	-	-	-	-	-	-
	39800 39800-Miscellaneous Equipment	(46,165)	(46,165)	(46,165)	(46,165)	(46,165)	(46,165)	(46,165)	(46,165)	(46,165)	(46,165)	(46,165)	(46,165)	(1,292,608)
	39901 39901-Oth Tang Prop - Servers - HW	-	-	-	-	-	-	-	-	-	-	-	-	-
	39902 39902-Oth Tang Prop - Servers - SW	(1,814)	(1,814)	(1,814)	(1,814)	(1,814)	(1,814)	(1,814)	(1,814)	(1,814)	(1,814)	(1,814)	(1,814)	(50,790)
	39903 39903-Oth Tang Prop - Network - HW	-	-	-	-	-	-	-	-	-	-	-	-	(511,761)
	39906 39906-Oth Tang Prop - PC Hardware	(208,216)	(208,216)	(208,216)	(208,216)	(89,648)	(24,020)	(35,513)	(31,263)	(27,263)	(17,958)	(19,113)	(24,913)	(4,434,041)
	39907 39907-Oth Tang Prop - PC Software	-	-	-	-	-	-	-	-	-	-	-	-	(247,331)
	39908 39908-Oth Tang Prop - Appl Software	-	-	-	-	-	-	-	-	-	-	-	-	(411,710)
009 - Kentucky Division Total		(641,639)	(641,639)	(641,639)	(641,639)	(522,521)	(456,893)	(468,386)	(464,156)	(460,136)	(450,841)	(451,988)	(457,786)	(17,725,317)
Grand Total		(861,949)	(861,949)	(861,949)	(861,949)	(743,380)	(677,752)	(688,245)	(685,015)	(670,214)	(658,567)	(659,712)	(655,512)	(123,389,301)
CWP														
002 - Dallas Atmos Rate Division														
CWIP AFUDC														
CWIP With Out AFUDC														
Total CWIP														
012 - Call Center Division														
CWIP AFUDC														
CWIP With Out AFUDC														
Total CWIP														
091 - Brentwood Division														
CWIP AFUDC														
CWIP With Out AFUDC														
Total CWIP														
009 - Kentucky Division														
CWIP AFUDC														
CWIP With Out AFUDC														
Total CWIP														
Total														
CWIP With Out AFUDC														

		Transfers/Adj															
Division	utility_account	Actual	Actual	Actual	Actual	Actual	Actual	Actual	Projected	Projected	Projected	Projected	Projected	Projected	Projected		
		Aug-12	Sep-12	Oct-12	Nov-12	Dec-12	Jan-13	Feb-13	Mar-13	Apr-13	May-13	Jun-13	Jul-13	Aug-13	Sep-13	Oct-13	Nov-13
002 - Dallas Atmos Rate Division																	
39000	39000-Structures & Improvements	-	-	-	-	-	-	-	-	-	-	-	-	-	-	-	-
39005	39005-G-Structures & Improvements	-	-	-	-	-	-	-	-	-	-	-	-	-	-	-	-
39009	39009-Improv. to Leased Premises	-	-	-	-	-	-	-	-	-	-	-	-	-	-	-	-
39100	39100-Office Furniture & Equipment	-	-	-	-	-	-	-	-	-	-	-	-	-	-	-	-
39102	39102-Remittance Processing Equipment	-	-	-	-	-	-	-	-	-	-	-	-	-	-	-	-
39103	39103-Office Furn. - Copiers & Type	-	-	-	-	-	-	-	-	-	-	-	-	-	-	-	-
39104	39104-G-Office Furniture & Equip.	-	-	-	-	-	-	-	-	-	-	-	-	-	-	-	-
39200	39200-Transportation Equipment	-	-	-	-	-	-	-	-	-	-	-	-	-	-	-	-
39300	39300-Stores Equipment	-	-	-	-	-	-	-	-	-	-	-	-	-	-	-	-
39400	39400-Tools, Shop, & Garage Equip.	-	-	-	-	-	-	-	-	-	-	-	-	-	-	-	-
39500	39500-Laboratory Equipment	-	-	-	-	-	-	-	-	-	-	-	-	-	-	-	-
39700	39700-Communication Equipment	-	-	-	-	-	-	-	-	-	-	-	-	-	-	-	-
39800	39800-Miscellaneous Equipment	-	-	-	-	-	-	-	-	-	-	-	-	-	-	-	-
39900	39900-Other Tangible Equipm	-	-	-	-	-	-	-	-	-	-	-	-	-	-	-	-
39901	39901-Oth Tang Prop - Servers - H/W	-	-	-	-	-	-	-	-	-	-	-	-	-	-	-	-
39902	39902-Oth Tang Prop - Servers - S/W	-	-	-	-	-	-	-	-	-	-	-	-	-	-	-	-
39903	39903-Oth Tang Prop - Network - H/W	-	-	-	-	-	-	-	-	-	-	-	-	-	-	-	-
39904	39904-Oth Tang Prop - CPU	-	-	-	-	-	-	-	-	-	-	-	-	-	-	-	-
39905	39905-Oth Tang Prop - MF Hardware	-	-	-	-	-	-	-	-	-	-	-	-	-	-	-	-
39906	39906-Oth Tang Prop - PC Hardware	-	-	-	-	(2,259)	-	-	-	-	-	-	-	-	-	-	-
39907	39907-Oth Tang Prop - PC Software	-	-	-	-	-	-	-	-	-	-	-	-	-	-	-	-
39908	39908-Oth Tang Prop - Appl Software	-	-	-	-	(55,413)	-	-	-	-	-	-	-	-	-	-	-
39909	39909-Oth Tang Prop - Mainframe S/W	-	-	-	-	-	-	-	-	-	-	-	-	-	-	-	-
39924	39924-Oth Tang Prop - Gen. Sturp C	-	-	-	-	-	-	-	-	-	-	-	-	-	-	-	-
002 - Dallas Atmos Rate Division Total		-	-	-	-	(57,672)	-	-	-	-	-	-	-	-	-	-	-
012 - Call Center Division																	
38900	38900-Land	-	-	-	-	-	-	-	-	-	-	-	-	-	-	-	-
38910	38910-CKV-Land & Land Rights	-	-	-	-	-	-	-	-	-	-	-	-	-	-	-	-
39000	39000-Structures & Improvements	-	-	-	-	-	-	-	-	-	-	-	-	-	-	-	-
39009	39009-Improv. to Leased Premises	-	-	-	-	-	-	-	-	-	-	-	-	-	-	-	-
39010	39010-CKV-Structures & Improvements	-	-	-	-	-	-	-	-	-	-	-	-	-	-	-	-
39100	39100-Office Furniture & Equipment	-	-	-	-	-	-	-	-	-	-	-	-	-	-	-	-
39700	39700-Communication Equipment	-	-	-	-	-	-	-	-	-	-	-	-	-	-	-	-
39710	39710-CKV-Communication Equipment	-	-	-	-	-	-	-	-	-	-	-	-	-	-	-	-
39800	39800-Miscellaneous Equipment	-	-	-	-	-	-	-	-	-	-	-	-	-	-	-	-
39900	39900-Other Tangible Property	-	-	-	-	-	-	-	-	-	-	-	-	-	-	-	-
39901	39901-Oth Tang Prop - Servers - H/W	-	-	-	-	-	-	-	-	-	-	-	-	-	-	-	-
39902	39902-Oth Tang Prop - Servers - S/W	-	-	-	-	-	-	-	-	-	-	-	-	-	-	-	-
39903	39903-Oth Tang Prop - Network - H/W	-	-	-	-	-	-	-	-	-	-	-	-	-	-	-	-
39906	39906-Oth Tang Prop - PC Hardware	-	-	-	-	2,259	-	-	-	-	-	-	-	-	-	-	-
39907	39907-Oth Tang Prop - PC Software	-	-	-	-	-	-	-	-	-	-	-	-	-	-	-	-
39908	39908-Oth Tang Prop - Appl Software	-	-	-	-	55,413	-	-	-	-	-	-	-	-	-	-	-
39910	39910-CKV-Other Tangible Property	-	-	-	-	-	-	-	-	-	-	-	-	-	-	-	-
39916	39916-CKV-Oth Tang Prop-PC Hardware	-	-	-	-	-	-	-	-	-	-	-	-	-	-	-	-
39917	39917-CKV-Oth Tang Prop-PC Software	-	-	-	-	-	-	-	-	-	-	-	-	-	-	-	-
39924	39924-Oth Tang Prop - Gen. Sturp C	-	-	-	-	-	-	-	-	-	-	-	-	-	-	-	-
012 - Call Center Division Total		-	-	-	-	57,672	-	-	-	-	-	-	-	-	-	-	-
091 - Brentwood Division																	
30100	30100-Organization	-	-	-	-	-	-	-	-	-	-	-	-	-	-	-	-
30300	30300-Misc. Intangible Plant	-	-	-	-	-	-	-	-	-	-	-	-	-	-	-	-
39001	39001-Structures - Frame	-	-	-	-	-	-	-	-	-	-	-	-	-	-	-	-
39004	39004-Air Conditioning Equipment	-	-	-	-	-	-	-	-	-	-	-	-	-	-	-	-
39009	39009-Improv. to Leased Premises	-	-	-	-	-	-	-	-	-	-	-	-	-	-	-	-
39100	39100-Office Furniture & Equipment	-	-	-	-	-	-	(4,331)	-	-	-	-	-	-	-	-	-
39200	39200-Trans Equip- Group	-	-	-	-	-	-	-	-	-	-	-	-	-	-	-	-
39300	39300-Stores Equipment	-	-	-	-	-	-	-	-	-	-	-	-	-	-	-	-
39400	39400-Tools, Shop, & Garage Equip.	-	-	-	-	-	-	-	-	-	-	-	-	-	-	-	-
39500	39500-Power Operated Equipment	-	-	-	-	-	-	-	-	-	-	-	-	-	-	-	-
39700	39700-Communication Equipment	-	-	-	-	-	-	-	-	-	-	-	-	-	-	-	-
39800	39800-Miscellaneous Equipment	-	-	-	-	-	-	-	-	-	-	-	-	-	-	-	-
39900	39900-Other Tangible Property	-	-	-	-	-	-	-	-	-	-	-	-	-	-	-	-
39901	39901-Oth Tang Prop - Servers - H/W	-	-	-	-	-	-	-	-	-	-	-	-	-	-	-	-
39902	39902-Oth Tang Prop - Servers - S/W	-	-	-	-	-	-	-	-	-	-	-	-	-	-	-	-
39903	39903-Oth Tang Prop - Network - H/W	-	-	-	-	-	-	-	-	-	-	-	-	-	-	-	-
39906	39906-Oth Tang Prop - PC Hardware	-	-	-	-	-	-	-	-	-	-	-	-	-	-	-	-
39907	39907-Oth Tang Prop - PC Software	-	-	-	-	-	-	-	-	-	-	-	-	-	-	-	-
39908	39908-Oth Tang Prop - Appl Software	-	-	-	-	-	-	-	-	-	-	-	-	-	-	-	-
091 - Brentwood Division Total		-	-	-	-	-	-	(4,331)	-	-	-	-	-	-	-	-	-

Division	utility_account	Actual Aug-12	Actual Sep-12	Actual Oct-12	Actual Nov-12	Actual Dec-12	Actual Jan-13	Actual Feb-13	Projected Mar-13	Projected Apr-13	Projected May-13	Projected Jun-13	Projected Jul-13	Projected Aug-13	Projected Sep-13	Projected Oct-13	Projected Nov-13
909 - Kentucky Division																	
	30100 30100-Organization	-	-	-	-	-	-	-	-	-	-	-	-	-	-	-	-
	30200 30200-Franchises & Consents	-	-	-	-	-	-	-	-	-	-	-	-	-	-	-	-
	32520 32520-Producing Leaseholds	-	-	-	-	-	-	-	-	-	-	-	-	-	-	-	-
	32540 32540-Rights-of-Way	-	-	-	-	-	-	-	-	-	-	-	-	-	-	-	-
	33100 33100-Production Gas Wells Equipment	-	-	-	-	-	-	-	-	-	-	-	-	-	-	-	-
	33201 33201-Field Lines	-	-	-	-	-	-	-	-	-	-	-	-	-	-	-	-
	33202 33202-Tributary Lines	-	-	-	-	-	-	-	-	-	-	-	-	-	-	-	-
	33400 33400-Field Meas. & Reg. Sta. Equip	-	-	-	-	-	-	-	-	-	-	-	-	-	-	-	-
	33800 33800-Purification Equipment	-	-	-	-	-	-	-	-	-	-	-	-	-	-	-	-
	35010 35010-Land	-	-	-	-	-	-	-	-	-	-	-	-	-	-	-	-
	35020 35020-Rights of Ways	-	-	-	-	-	-	-	-	-	-	-	-	-	-	-	-
	35100 35100-Structures & Improvements	-	-	-	-	-	-	-	-	-	-	-	-	-	-	-	-
	35102 35102-Compressor Station Equipment	-	-	-	-	-	-	-	-	-	-	-	-	-	-	-	-
	35103 35103-Meas. & Reg. Sta. Structures	-	-	-	-	-	-	-	-	-	-	-	-	-	-	-	-
	35104 35104-Other Structures	-	-	-	-	-	-	-	-	-	-	-	-	-	-	-	-
	35200 35200-Well	-	-	-	-	-	-	-	-	-	-	-	-	-	-	-	-
	35201 35201-Well Construction	-	-	-	-	-	-	-	-	-	-	-	-	-	-	-	-
	35202 35202-Well Equipment	-	-	-	-	-	-	-	-	-	-	-	-	-	-	-	-
	35203 35203-Cushion Gas	-	-	-	-	-	-	-	-	-	-	-	-	-	-	-	-
	35210 35210-Leaseholds	-	-	-	-	-	-	-	-	-	-	-	-	-	-	-	-
	35211 35211-Storage Rights	-	-	-	-	-	-	-	-	-	-	-	-	-	-	-	-
	35301 35301-Field Lines	-	-	-	-	-	-	-	-	-	-	-	-	-	-	-	-
	35302 35302-Tributary Lines	-	-	-	-	-	-	-	-	-	-	-	-	-	-	-	-
	35400 35400-Compressor Station Equipment	-	-	-	-	-	-	-	-	-	-	-	-	-	-	-	-
	35500 35500-Meas. & Reg. Equipment	-	-	-	-	-	-	-	-	-	-	-	-	-	-	-	-
	35600 35600-Purification Equipment	-	-	-	-	-	-	-	-	-	-	-	-	-	-	-	-
	36510 36510-Land & Land Rights	-	-	-	-	-	-	-	-	-	-	-	-	-	-	-	-
	36520 36520-Rights-Of-Way	-	-	-	-	-	-	-	-	-	-	-	-	-	-	-	-
	36602 36602-Structures & Improvements	-	-	-	-	-	-	-	-	-	-	-	-	-	-	-	-
	36603 36603-Other Structures	-	-	-	-	-	-	-	-	-	-	-	-	-	-	-	-
	36700 36700-Mains - Cathodic Protection	-	-	-	-	-	-	-	-	-	-	-	-	-	-	-	-
	36701 36701-Mains - Steel	-	-	-	-	-	-	-	-	-	-	-	-	-	-	-	-
	36900 36900-Meas. & Reg. Sta. Equipment	-	-	-	-	-	-	-	-	-	-	-	-	-	-	-	-
	36901 36901-Meas. & Reg. Sta. Equipment	-	-	-	-	-	-	-	-	-	-	-	-	-	-	-	-
	37400 37400-Land & Land Rights	-	-	-	-	-	-	-	-	-	-	-	-	-	-	-	-
	37401 37401-Land	-	-	-	-	-	-	-	-	-	-	-	-	-	-	-	-
	37402 37402-Land Rights	-	-	-	-	-	-	-	-	-	-	-	-	-	-	-	-
	37403 37403-Land Other	-	-	-	-	-	-	-	-	-	-	-	-	-	-	-	-
	37500 37500-Structures & Improvements	-	-	-	-	-	-	-	-	-	-	-	-	-	-	-	-
	37501 37501-Structures & Improvements T.B	-	-	-	-	-	-	-	-	-	-	-	-	-	-	-	-
	37602 37602-Land Rights	-	-	-	-	-	-	-	-	-	-	-	-	-	-	-	-
	37503 37503-Improvements	-	-	-	-	-	-	-	-	-	-	-	-	-	-	-	-
	37600 37600-Mains - Cathodic Protection	-	-	-	-	-	-	-	-	-	-	-	-	-	-	-	-
	37601 37601-Mains - Steel	-	-	-	-	-	-	-	-	-	-	-	-	-	-	-	-
	37602 37602-Mains - Plastic	-	-	-	-	-	-	-	-	-	-	-	-	-	-	-	-
	37800 37800-Meas. & Reg. Sta. Eq-General	-	-	-	-	-	-	-	-	-	-	-	-	-	-	-	-
	37900 37900-Meas. & Reg. - City Gate	-	-	-	-	-	-	-	-	-	-	-	-	-	-	-	-
	37905 37905-Meas. & Reg. Sta. Equip T.B.	-	-	-	-	-	-	-	-	-	-	-	-	-	-	-	-
	38000 38000-Services	-	-	-	-	-	-	-	-	-	-	-	-	-	-	-	-

Division	utility_account	Actual Aug-12	Actual Sep-12	Actual Oct-12	Actual Nov-12	Actual Dec-12	Actual Jan-13	Actual Feb-13	Projected Mar-13	Projected Apr-13	Projected May-13	Projected Jun-13	Projected Jul-13	Projected Aug-13	Projected Sep-13	Projected Oct-13	Projected Nov-13
38100	38100-Meters	-	-	-	-	-	-	-	-	-	-	-	-	-	-	-	-
38200	38200-Meter Installations	-	-	-	-	-	-	-	-	-	-	-	-	-	-	-	-
38300	38300-House Regulators	-	-	-	-	-	-	-	-	-	-	-	-	-	-	-	-
38400	38400-House Reg. Installations	-	-	-	-	-	-	-	-	-	-	-	-	-	-	-	-
38500	38500-Ind. Meas. & Reg. Sta. Equip	-	-	-	-	-	-	-	-	-	-	-	-	-	-	-	-
38900	38900-Land & Land Rights	-	-	-	-	-	-	-	-	-	-	-	-	-	-	-	-
39000	39000-Structures & Improvements	-	-	-	-	-	-	-	-	-	-	-	-	-	-	-	-
39002	39002-Structures - Brick	-	-	-	-	-	-	-	-	-	-	-	-	-	-	-	-
39003	39003-Improvements	-	-	-	-	-	-	-	-	-	-	-	-	-	-	-	-
39004	39004-Air Conditioning Equipment	-	-	-	-	-	-	-	-	-	-	-	-	-	-	-	-
39009	39009-Improv. to Leased Premises	-	-	-	-	-	-	-	-	-	-	-	-	-	-	-	-
39100	39100-Office Furniture & Equipment	-	-	-	-	-	-	-	-	-	-	-	-	-	-	-	-
39103	39103-Office Furn. - Copiers & Type	-	-	-	-	-	-	-	-	-	-	-	-	-	-	-	-
39200	39200-Transportation Equipment	-	-	-	-	-	-	-	-	-	-	-	-	-	-	-	-
39201	39201-WKG Trucks	-	-	-	-	-	-	-	-	-	-	-	-	-	-	-	-
39202	39202-WKG Trailers	-	-	-	-	-	-	-	-	-	-	-	-	-	-	-	-
39400	39400-Tools, Shop, & Garage Equip.	-	-	-	-	-	-	-	-	-	-	-	-	-	-	-	-
39503	39503-Ditchers	-	-	-	-	-	-	-	-	-	-	-	-	-	-	-	-
39504	39504-Backhoes	-	-	-	-	-	-	-	-	-	-	-	-	-	-	-	-
39505	39505-Welders	-	-	-	-	-	-	-	-	-	-	-	-	-	-	-	-
39700	39700-Communication Equipment	-	-	-	-	-	-	-	-	-	-	-	-	-	-	-	-
39701	39701-Comm. Equip. - Mobile Radios	-	-	-	-	-	-	-	-	-	-	-	-	-	-	-	-
39702	39702-Comm. Equip. - Fixed Radios	-	-	-	-	-	-	-	-	-	-	-	-	-	-	-	-
39705	39705-Comm. Equip. - Telemetering	-	-	-	-	-	-	-	-	-	-	-	-	-	-	-	-
39800	39800-Miscellaneous Equipment	-	-	-	-	-	-	-	-	-	-	-	-	-	-	-	-
39901	39901-Oth Tang Prop - Servers - HW	-	-	-	-	-	-	-	-	-	-	-	-	-	-	-	-
39902	39902-Oth Tang Prop - Servers - SW	-	-	-	-	-	-	-	-	-	-	-	-	-	-	-	-
39903	39903-Oth Tang Prop - Network - HW	-	-	-	-	-	-	-	-	-	-	-	-	-	-	-	-
39906	39906-Oth Tang Prop - PC Hardware	-	-	-	-	-	-	-	-	-	-	-	-	-	-	-	-
39907	39907-Oth Tang Prop - PC Software	-	-	-	-	-	-	-	-	-	-	-	-	-	-	-	-
39908	39908-Oth Tang Prop - Appl Software	-	-	-	-	-	-	-	-	-	-	-	-	-	-	-	-
009	- Kentucky Division Total	-	-	-	-	-	-	-	-	-	-	-	-	-	-	-	-
Grand Total		-	-	-	-	-	-	(4,331)	-	-	-	-	-	-	-	-	-

CWIP

002 - Dallas Atmos Rate Division
CWIP AFUDC
CWIP With Out AFUDC
Total CWIP
012 - Call Center Division
CWIP AFUDC
CWIP With Out AFUDC
Total CWIP
091 - Brentwood Division
CWIP AFUDC
CWIP With Out AFUDC
Total CWIP
009 - Kentucky Division
CWIP AFUDC
CWIP With Out AFUDC
Total CWIP
Total
CWIP With Out AFUDC

Division	utility_account	Projected Dec-13	Projected Jan-14	Projected Feb-14	Projected Mar-14	Projected Apr-14	Projected May-14	Projected Jun-14	Projected Jul-14	Projected Aug-14	Projected Sep-14	Projected Oct-14	Projected Nov-14	Total
002 - Dallas Atmos Rate Division														
39009	39009-Structures & Improvements	-	-	-	-	-	-	-	-	-	-	-	-	-
39005	39005-G-Structures & Improvements	-	-	-	-	-	-	-	-	-	-	-	-	-
39009	39009-Improv. to Leased Premises	-	-	-	-	-	-	-	-	-	-	-	-	-
39100	39100-Office Furniture & Equipment	-	-	-	-	-	-	-	-	-	-	-	-	-
39102	39102-Remittance Processing Equipment	-	-	-	-	-	-	-	-	-	-	-	-	-
39103	39103-Office Furn. - Copiers & Type	-	-	-	-	-	-	-	-	-	-	-	-	-
39104	39104-G-Office Furniture & Equip.	-	-	-	-	-	-	-	-	-	-	-	-	-
39200	39200-Transportation Equipment	-	-	-	-	-	-	-	-	-	-	-	-	-
39300	39300-Stores Equipment	-	-	-	-	-	-	-	-	-	-	-	-	-
39400	39400-Tools, Shop, & Garage Equip.	-	-	-	-	-	-	-	-	-	-	-	-	-
39500	39500-Laboratory Equipment	-	-	-	-	-	-	-	-	-	-	-	-	-
39700	39700-Communication Equipment	-	-	-	-	-	-	-	-	-	-	-	-	-
39800	39800-Miscellaneous Equipment	-	-	-	-	-	-	-	-	-	-	-	-	-
39900	39900-Other Tangible Equipm	-	-	-	-	-	-	-	-	-	-	-	-	-
39901	39901-Oth Tang Prop - Servers - H/W	-	-	-	-	-	-	-	-	-	-	-	-	-
39902	39902-Oth Tang Prop - Servers - S/W	-	-	-	-	-	-	-	-	-	-	-	-	-
39903	39903-Oth Tang Prop - Network - H/W	-	-	-	-	-	-	-	-	-	-	-	-	-
39904	39904-Oth Tang Prop - GPU	-	-	-	-	-	-	-	-	-	-	-	-	-
39905	39905-Oth Tang Prop - MF Hardware	-	-	-	-	-	-	-	-	-	-	-	-	-
39906	39906-Oth Tang Prop - PC Hardware	-	-	-	-	-	-	-	-	-	-	-	-	(2,259)
39907	39907-Oth Tang Prop - PC Software	-	-	-	-	-	-	-	-	-	-	-	-	-
39908	39908-Oth Tang Prop - Appl Software	-	-	-	-	-	-	-	-	-	-	-	-	(55,413)
39909	39909-Oth Tang Prop - Mainframe S/W	-	-	-	-	-	-	-	-	-	-	-	-	-
39924	39924-Oth Tang Prop - Gen. Stnup C	-	-	-	-	-	-	-	-	-	-	-	-	-
002 - Dallas Atmos Rate Division Total														(57,672)
012 - Call Center Division														
38900	38900-Lend	-	-	-	-	-	-	-	-	-	-	-	-	-
38910	38910-CKV-Land & Land Rights	-	-	-	-	-	-	-	-	-	-	-	-	-
39000	39000-Structures & Improvements	-	-	-	-	-	-	-	-	-	-	-	-	-
39009	39009-Improv. to Leased Premises	-	-	-	-	-	-	-	-	-	-	-	-	-
39010	39010-CKV-Structures & Improvements	-	-	-	-	-	-	-	-	-	-	-	-	-
39100	39100-Office Furniture & Equipment	-	-	-	-	-	-	-	-	-	-	-	-	-
39700	39700-Communication Equipment	-	-	-	-	-	-	-	-	-	-	-	-	-
39710	39710-CKV-Communication Equipment	-	-	-	-	-	-	-	-	-	-	-	-	-
39800	39800-Miscellaneous Equipment	-	-	-	-	-	-	-	-	-	-	-	-	-
39900	39900-Other Tangible Property	-	-	-	-	-	-	-	-	-	-	-	-	-
39901	39901-Oth Tang Prop - Servers - H/W	-	-	-	-	-	-	-	-	-	-	-	-	-
39902	39902-Oth Tang Prop - Servers - S/W	-	-	-	-	-	-	-	-	-	-	-	-	-
39903	39903-Oth Tang Prop - Network - H/W	-	-	-	-	-	-	-	-	-	-	-	-	-
39906	39906-Oth Tang Prop - PC Hardware	-	-	-	-	-	-	-	-	-	-	-	-	2,259
39907	39907-Oth Tang Prop - PC Software	-	-	-	-	-	-	-	-	-	-	-	-	-
39908	39908-Oth Tang Prop - Appl Software	-	-	-	-	-	-	-	-	-	-	-	-	55,413
39910	39910-CKV-Other Tangible Property	-	-	-	-	-	-	-	-	-	-	-	-	-
39916	39916-CKV-Oth Tang Prop-PC Hardware	-	-	-	-	-	-	-	-	-	-	-	-	-
39917	39917-CKV-Oth Tang Prop-PC Software	-	-	-	-	-	-	-	-	-	-	-	-	-
39924	39924-Oth Tang Prop - Gen. Stnup C	-	-	-	-	-	-	-	-	-	-	-	-	-
012 - Call Center Division Total														57,672
091 - Brentwood Division														
30100	30100-Organization	-	-	-	-	-	-	-	-	-	-	-	-	-
30300	30300-Misc. Intangible Plant	-	-	-	-	-	-	-	-	-	-	-	-	-
39001	39001-Structures - Frame	-	-	-	-	-	-	-	-	-	-	-	-	-
39004	39004-Air Conditioning Equipment	-	-	-	-	-	-	-	-	-	-	-	-	-
39009	39009-Improv. to Leased Premises	-	-	-	-	-	-	-	-	-	-	-	-	-
39100	39100-Office Furniture & Equipment	-	-	-	-	-	-	-	-	-	-	-	-	(4,331)
39200	39200-Trans Equip- Group	-	-	-	-	-	-	-	-	-	-	-	-	-
39300	39300-Stores Equipment	-	-	-	-	-	-	-	-	-	-	-	-	-
39400	39400-Tools, Shop, & Garage Equip.	-	-	-	-	-	-	-	-	-	-	-	-	-
39500	39500-Power Operated Equipment	-	-	-	-	-	-	-	-	-	-	-	-	-
39700	39700-Communication Equipment	-	-	-	-	-	-	-	-	-	-	-	-	-
39800	39800-Miscellaneous Equipment	-	-	-	-	-	-	-	-	-	-	-	-	-
39900	39900-Other Tangible Property	-	-	-	-	-	-	-	-	-	-	-	-	-
39901	39901-Oth Tang Prop - Servers - H/W	-	-	-	-	-	-	-	-	-	-	-	-	-
39902	39902-Oth Tang Prop - Servers - S/W	-	-	-	-	-	-	-	-	-	-	-	-	-
39903	39903-Oth Tang Prop - Network - H/W	-	-	-	-	-	-	-	-	-	-	-	-	-
39906	39906-Oth Tang Prop - PC Hardware	-	-	-	-	-	-	-	-	-	-	-	-	-
39907	39907-Oth Tang Prop - PC Software	-	-	-	-	-	-	-	-	-	-	-	-	-
39908	39908-Oth Tang Prop - Appl Software	-	-	-	-	-	-	-	-	-	-	-	-	-
091 - Brentwood Division Total														(4,331)

Division	Utility Account	Projected Dec-13	Projected Jan-14	Projected Feb-14	Projected Mar-14	Projected Apr-14	Projected May-14	Projected Jun-14	Projected Jul-14	Projected Aug-14	Projected Sep-14	Projected Oct-14	Projected Nov-14	Total
009 - Kentucky Division														
	30100 30100-Organization	-	-	-	-	-	-	-	-	-	-	-	-	-
	30200 30200-Franchises & Consents	-	-	-	-	-	-	-	-	-	-	-	-	-
	32520 32520-Producing Leaseholds	-	-	-	-	-	-	-	-	-	-	-	-	-
	32640 32640-Rights-of-Way	-	-	-	-	-	-	-	-	-	-	-	-	-
	33100 33100-Production Gas Wells Equipment	-	-	-	-	-	-	-	-	-	-	-	-	-
	33201 33201-Field Lines	-	-	-	-	-	-	-	-	-	-	-	-	-
	33202 33202-Tributary Lines	-	-	-	-	-	-	-	-	-	-	-	-	-
	33400 33400-Field Meas. & Reg. Sta. Equip	-	-	-	-	-	-	-	-	-	-	-	-	-
	33600 33600-Purification Equipment	-	-	-	-	-	-	-	-	-	-	-	-	-
	35010 35010-Land	-	-	-	-	-	-	-	-	-	-	-	-	-
	35020 35020-Rights of Ways	-	-	-	-	-	-	-	-	-	-	-	-	-
	35100 35100-Structures & Improvements	-	-	-	-	-	-	-	-	-	-	-	-	-
	35102 35102-Compressor Station Equipment	-	-	-	-	-	-	-	-	-	-	-	-	-
	35103 35103-Meas. & Reg. Sta. Structures	-	-	-	-	-	-	-	-	-	-	-	-	-
	35104 35104-Other Structures	-	-	-	-	-	-	-	-	-	-	-	-	-
	35200 35200-Wells	-	-	-	-	-	-	-	-	-	-	-	-	-
	35201 35201-Well Construction	-	-	-	-	-	-	-	-	-	-	-	-	-
	35202 35202-Well Equipment	-	-	-	-	-	-	-	-	-	-	-	-	-
	35203 35203-Custion Gas	-	-	-	-	-	-	-	-	-	-	-	-	-
	35210 35210-Leaseholds	-	-	-	-	-	-	-	-	-	-	-	-	-
	35211 35211-Storage Rights	-	-	-	-	-	-	-	-	-	-	-	-	-
	35301 35301-Field Lines	-	-	-	-	-	-	-	-	-	-	-	-	-
	35302 35302-Tributary Lines	-	-	-	-	-	-	-	-	-	-	-	-	-
	35400 35400-Compressor Station Equipment	-	-	-	-	-	-	-	-	-	-	-	-	-
	35500 35500-Meas. & Reg. Equipment	-	-	-	-	-	-	-	-	-	-	-	-	-
	35600 35600-Purification Equipment	-	-	-	-	-	-	-	-	-	-	-	-	-
	36510 36510-Land & Land Rights	-	-	-	-	-	-	-	-	-	-	-	-	-
	36520 36520-Rights-Of-Way	-	-	-	-	-	-	-	-	-	-	-	-	-
	36602 36602-Structures & Improvements	-	-	-	-	-	-	-	-	-	-	-	-	-
	36603 36603-Other Structures	-	-	-	-	-	-	-	-	-	-	-	-	-
	36700 36700-Mains - Cathodic Protection	-	-	-	-	-	-	-	-	-	-	-	-	-
	36701 36701-Mains - Steel	-	-	-	-	-	-	-	-	-	-	-	-	-
	36900 36900-Meas. & Reg. Sta. Equipment	-	-	-	-	-	-	-	-	-	-	-	-	-
	36901 36901-Meas. & Reg. Sta. Equipment	-	-	-	-	-	-	-	-	-	-	-	-	-
	37400 37400-Land & Land Rights	-	-	-	-	-	-	-	-	-	-	-	-	-
	37401 37401-Land	-	-	-	-	-	-	-	-	-	-	-	-	-
	37402 37402-Land Rights	-	-	-	-	-	-	-	-	-	-	-	-	-
	37403 37403-Land Other	-	-	-	-	-	-	-	-	-	-	-	-	-
	37500 37500-Structures & Improvements	-	-	-	-	-	-	-	-	-	-	-	-	-
	37501 37501-Structures & Improvements T.B	-	-	-	-	-	-	-	-	-	-	-	-	-
	37502 37502-Land Rights	-	-	-	-	-	-	-	-	-	-	-	-	-
	37503 37503-Improvements	-	-	-	-	-	-	-	-	-	-	-	-	-
	37600 37600-Mains - Cathodic Protection	-	-	-	-	-	-	-	-	-	-	-	-	-
	37601 37601-Mains - Steel	-	-	-	-	-	-	-	-	-	-	-	-	-
	37602 37602-Mains - Plastic	-	-	-	-	-	-	-	-	-	-	-	-	-
	37800 37800-Meas. & Reg. Sta. Eq-General	-	-	-	-	-	-	-	-	-	-	-	-	-
	37900 37900-Meas. & Reg. - City Gate	-	-	-	-	-	-	-	-	-	-	-	-	-
	37905 37905-Meas. & Reg. Sta. Equip T.B.	-	-	-	-	-	-	-	-	-	-	-	-	-
	38000 38000-Services	-	-	-	-	-	-	-	-	-	-	-	-	-

Division	utility_account	Projected Dec-13	Projected Jan-14	Projected Feb-14	Projected Mar-14	Projected Apr-14	Projected May-14	Projected Jun-14	Projected Jul-14	Projected Aug-14	Projected Sep-14	Projected Oct-14	Projected Nov-14	Total
39100	38100-Meters	-	-	-	-	-	-	-	-	-	-	-	-	-
39200	38200-Meter Installations	-	-	-	-	-	-	-	-	-	-	-	-	-
39300	38300-House Regulators	-	-	-	-	-	-	-	-	-	-	-	-	-
39400	38400-House Reg. Installations	-	-	-	-	-	-	-	-	-	-	-	-	-
39500	38500-Ind. Meas. & Reg. Sta. Equip	-	-	-	-	-	-	-	-	-	-	-	-	-
39600	38600-Land & Land Rights	-	-	-	-	-	-	-	-	-	-	-	-	-
39000	39000-Structures & Improvements	-	-	-	-	-	-	-	-	-	-	-	-	-
39002	39002-Structures - Brick	-	-	-	-	-	-	-	-	-	-	-	-	-
39003	39003-Improvements	-	-	-	-	-	-	-	-	-	-	-	-	-
39004	39004-Air Conditioning Equipment	-	-	-	-	-	-	-	-	-	-	-	-	-
39009	39009-Improv. to Leased Premises	-	-	-	-	-	-	-	-	-	-	-	-	-
39103	39103-Office Furniture & Equipment	-	-	-	-	-	-	-	-	-	-	-	-	-
39103	39103-Office Furn. - Coolers & Type	-	-	-	-	-	-	-	-	-	-	-	-	-
39200	39200-Transportation Equipment	-	-	-	-	-	-	-	-	-	-	-	-	-
39201	39201-WKG Trucks	-	-	-	-	-	-	-	-	-	-	-	-	-
39202	39202-WKG Trailers	-	-	-	-	-	-	-	-	-	-	-	-	-
39400	39400-Tools, Shop, & Garage Equip.	-	-	-	-	-	-	-	-	-	-	-	-	-
39603	39603-Ditchers	-	-	-	-	-	-	-	-	-	-	-	-	-
39604	39604-Backhoes	-	-	-	-	-	-	-	-	-	-	-	-	-
39605	39605-Welders	-	-	-	-	-	-	-	-	-	-	-	-	-
39700	39700-Communication Equipment	-	-	-	-	-	-	-	-	-	-	-	-	-
39701	39701-Comm. Equip. - Mobile Radios	-	-	-	-	-	-	-	-	-	-	-	-	-
39702	39702-Comm. Equip. - Fixed Radios	-	-	-	-	-	-	-	-	-	-	-	-	-
39705	39705-Comm. Equip. - Telemetering	-	-	-	-	-	-	-	-	-	-	-	-	-
39800	39800-Miscellaneous Equipment	-	-	-	-	-	-	-	-	-	-	-	-	-
39901	39901-Oth Tang Prop - Servers - H/W	-	-	-	-	-	-	-	-	-	-	-	-	-
39902	39902-Oth Tang Prop - Servers - S/W	-	-	-	-	-	-	-	-	-	-	-	-	-
39903	39903-Oth Tang Prop - Network - H/W	-	-	-	-	-	-	-	-	-	-	-	-	-
39906	39906-Oth Tang Prop - PC Hardware	-	-	-	-	-	-	-	-	-	-	-	-	-
39907	39907-Oth Tang Prop - PC Software	-	-	-	-	-	-	-	-	-	-	-	-	-
39908	39908-Oth Tang Prop - Appl Software	-	-	-	-	-	-	-	-	-	-	-	-	-
009	- Kentucky Division Total	-	-	-	-	-	-	-	-	-	-	-	-	-
Grand Total		-	-	-	-	-	-	-	-	-	-	-	-	(4,331)

CWIP

902 - Dallas Atmos Rate Division
CWIP AFUDC
CWIP With Out AFUDC
Total CWIP
912 - Call Center Division
CWIP AFUDC
CWIP With Out AFUDC
Total CWIP
991 - Brentwood Division
CWIP AFUDC
CWIP With Out AFUDC
Total CWIP
009 - Kentucky Division
CWIP AFUDC
CWIP With Out AFUDC
Total CWIP
Total
CWIP With Out AFUDC

Reserve Balance

Division	utility_account	Balance	Projection											Projected Jul-13	Projected Aug-13	Projected Sep-13	Projected Oct-13	Projected Nov-13					
			12 Month Average		12 Month Average		Actual Jul-12	Actual Aug-12	Actual Sep-12	Actual Oct-12	Actual Nov-12	Actual Dec-12	Actual Jan-13						Actual Feb-13	Actual Mar-13	Actual Apr-13	Actual May-13	Actual Jun-13
			Actual Jul-12	Actual Aug-12	Actual Sep-12	Actual Oct-12	Actual Nov-12	Actual Dec-12	Actual Jan-13	Actual Feb-13	Actual Mar-13	Actual Apr-13	Actual May-13						Actual Jun-13	Actual Jul-13	Actual Aug-13	Actual Sep-13	Actual Oct-13
002 - Dallas Atmos Rate Division			99,894,793	115,162,210	93,651,890	94,980,854	96,081,306	97,275,552	98,373,212	98,784,369	99,838,571	100,893,961	102,166,834	103,318,390	102,870,515	104,009,318	105,147,263	106,284,170	107,426,220	108,566,271	109,703,869		
012 - Call Center Division																							
012 - Call Center Division Total			95,799,307	35,668,691	112,451,165	113,513,569	114,571,822	115,551,043	116,535,715	117,533,209	117,998,706	118,842,280	119,757,179	120,871,955	24,896,624	26,043,669	27,198,238	28,335,332	29,481,234	30,627,238	31,776,550		
091 - Brentwood Division																							
091 - Brentwood Division Total			3,327,936	1,527,657	4,343,947	4,353,424	4,362,901	4,372,371	4,381,841	2,861,186	2,870,872	2,889,378	2,975,310	2,858,447	2,858,645	2,470,095	2,382,359	2,293,685	2,204,072	2,114,459	2,025,075		

Division RWIP	utility_account	13 Month Average	13 Month Average	Actual Jul-12	Actual Aug-12	Actual Sep-12	Actual Oct-12	Actual Nov-12	Actual Dec-12	Actual Jan-13	Actual Feb-13	Projected Mar-13	Projected Apr-13	Projected May-13	Projected Jun-13	Projected Jul-13	Projected Aug-13	Projected Sep-13	Projected Oct-13	Projected Nov-13
				0	0	(15)	-	(0)	(0)	0	(0)	(475,064)	150,204,770	150,746,739	151,164,412	151,611,553				
	002 - Dallas Atmos Rate Division	(156)	(158)	(153)	(158)	(158)	(158)	(158)	(158)	(158)	(158)	(158)	(158)	(158)	(158)	(158)	(158)	(158)	(158)	(158)
	012 - Call Center Division	(23,729)	(23,723)	(23,799)	(23,729)	(23,723)	(23,723)	(23,723)	(23,723)	(23,723)	(23,723)	(23,723)	(23,723)	(23,723)	(23,723)	(23,723)	(23,723)	(23,723)	(23,723)	(23,723)
	091 - Brentwood Division	49,211	48,759	53,830	48,569	48,759	48,759	48,759	48,759	48,759	48,759	48,759	48,759	48,759	48,759	48,759	48,759	48,759	48,759	48,759
	009 - Kentucky Division	(4,432,773)	(4,706,121)	(3,768,948)	(4,122,908)	(4,015,921)	(4,256,012)	(4,431,275)	(4,295,529)	(4,499,032)	(4,706,121)	(4,706,121)	(4,706,121)	(4,706,121)	(4,706,121)	(4,706,121)	(4,706,121)	(4,706,121)	(4,706,121)	(4,706,121)
				(3,738,760)	(4,097,227)	(3,991,044)	(4,231,134)	(4,406,398)	(4,270,651)	(4,474,155)	(4,681,244)									
	002 - Dallas Atmos Rate Division																			
	012 - Call Center Division																			
	091 - Brentwood Division																			
	009 - Kentucky Division																			

Reserve

Division RWIP	utility_account	Projected Dec-13	Projected Jan-14	Projected Feb-14	Projected Mar-14	Projected Apr-14	Projected May-14	Projected Jun-14	Projected Jul-14	Projected Aug-14	Projected Sep-14	Projected Oct-14	Projected Nov-14	13-Month Average
002 - Dallas Atmos Rate Division		(158)	(158)	(158)	(158)	(158)	(158)	(158)	(158)	(158)	(158)	(158)	(158)	(158)
012 - Call Center Division		(23,723)	(23,723)	(23,723)	(23,723)	(23,723)	(23,723)	(23,723)	(23,723)	(23,723)	(23,723)	(23,723)	(23,723)	(23,723)
091 - Brentwood Division		48,759	48,759	48,759	48,759	48,759	48,759	48,759	48,759	48,759	48,759	48,759	48,759	48,759
009 - Kentucky Division		(4,706,121)	(4,706,121)	(4,706,121)	(4,706,121)	(4,706,121)	(4,706,121)	(4,706,121)	(4,706,121)	(4,706,121)	(4,706,121)	(4,706,121)	(4,706,121)	(4,706,121)
002 - Dallas Atmos Rate Division														
012 - Call Center Division														
091 - Brentwood Division														
009 - Kentucky Division														

Depreciation

Division	Utility_Account	Current Rates	Proposed Rates	Actual Aug-12	Actual Sep-12	Actual Oct-12	Actual Nov-12	Actual Dec-12	Actual Jan-13	Actual Feb-13	Projected Mar-13	Projected Apr-13	Projected May-13	Projected Jun-13	Projected Jul-13	Projected Aug-13	Projected Sep-13	Projected Oct-13	Projected Nov-13
002 - Dallas Atmos Rate Division																			
39000	39000-Structures & Improvements	9.10%	3.34%	98	85	148	167	148	111	111	374	374	374	374	374	374	374	374	428
39006	39006-Structures & Improvements	9.10%	3.34%	66,370	65,479	65,496	65,503	61,834	57,933	57,933	69,420	69,420	69,420	69,420	69,420	69,420	69,420	69,420	69,420
39009	39009-Improvements to Leased Premises	9.10%	4.06%	7,480	6,370	55,845	28,918	48,507	38,467	35,218	67,158	67,158	67,158	67,158	67,158	67,158	67,158	67,158	67,158
39100	39100-Office Furniture & Equipment	21.13%	4.03%	25,239	25,872	25,574	25,540	26,866	33,094	33,094	15,187	19,187	19,187	18,863	16,863	16,863	16,863	16,863	16,872
39102	39102-Remittance Processing Equipment	11.37%	4.03%	-	-	-	-	-	-	-	-	-	-	-	-	-	-	-	-
39103	39103-Office Furn. - Copiers & Type	2.22%	4.03%	-	-	-	-	-	-	-	-	-	-	-	-	-	-	-	-
39104	39104-G. Office Furniture & Equip.	2.13%	4.03%	126	127	127	127	129	142	142	113	113	113	113	113	113	113	113	113
39200	39200-Transportation Equipment	28.96%	28.96%	1,661	1,661	1,675	1,672	1,456	1,001	1,001	2,393	2,393	2,393	2,393	2,393	2,393	2,393	2,393	2,393
39300	39300-Stores Equipment	10.00%	10.00%	-	-	-	-	-	-	-	-	-	-	-	-	-	-	-	-
39400	39400-Tools, Shop, & Garage Equip.	10.00%	8.88%	1,844	1,833	1,733	1,733	1,668	1,627	1,627	1,768	1,768	1,768	1,768	1,768	1,768	1,768	1,768	1,802
39500	39500-Laboratory Equipment	10.00%	10.00%	53	610	188	198	169	191	201	197	197	197	197	197	197	197	197	212
39700	39700-Communication Equipment	8.45%	5.54%	14,018	23,945	15,577	15,593	14,326	12,708	12,708	17,243	17,243	17,243	17,243	17,243	17,243	17,243	17,243	17,517
39800	39800-Miscellaneous Equipment	4.18%	1.72%	1,829	1,758	2,067	2,069	1,639	1,046	1,046	2,636	2,636	2,636	2,636	2,636	2,636	2,636	2,636	2,636
39900	39900-Other Tangible Equipm	4.85%	13.64%	989	936	1,033	1,027	1,166	1,592	1,625	630	630	630	630	630	630	630	630	630
39901	39901-Other Tang Prop - Servers - HW	6.95%	8.62%	161,237	163,724	159,915	157,027	158,866	178,841	179,412	151,850	151,860	151,860	150,223	150,223	150,223	150,223	150,223	152,473
39902	39902-Other Tang Prop - Servers - SW	4.00%	8.78%	67,074	69,289	70,353	69,901	69,768	94,294	97,581	48,747	48,747	48,747	48,747	48,747	48,747	48,747	48,747	48,014
39903	39903-Other Tang Prop - Network - HW	9.30%	8.72%	31,208	31,896	31,290	31,189	27,859	29,052	29,052	29,416	29,309	29,203	29,096	28,990	28,888	28,777	28,777	28,599
39904	39904-Other Tang Prop - CPU	26.26%	25.26%	37	37	-	-	-	-	-	-	-	-	-	-	-	-	-	-
39905	39905-Other Tang Prop - MF Hardware	15.76%	15.76%	23	23	-	-	-	-	-	-	-	-	-	-	-	-	-	-
39906	39906-Other Tang Prop - PC Hardware	14.86%	8.78%	19,311	19,221	3,610	25,097	26,755	22,796	22,796	32,705	32,323	31,941	31,559	31,177	30,785	30,413	30,413	30,173
39907	39907-Other Tang Prop - PC Software	9.02%	6.84%	10,072	9,919	8,611	7,332	12,205	10,934	10,932	12,010	11,622	11,234	10,846	10,457	10,069	9,681	9,681	9,009
39908	39908-Other Tang Prop - Appl Software	11.11%	6.97%	899,825	697,491	700,744	703,907	698,237	699,627	699,752	857,454	857,413	857,373	857,332	857,291	857,251	857,210	857,210	866,945
39924	39924-Other Tang Prop - Gen. Startup C	22.16%	22.16%	367	367	159	159	173	157	159	-	-	-	-	-	-	-	-	-
39924	39924-Other Tang Prop - Gen. Startup C	15.89%	15.89%	-	-	-	-	-	-	-	-	-	-	-	-	-	-	-	-
002 - Dallas Atmos Rate Division Total				1,109,165	1,120,452	1,144,246	1,147,660	1,119,892	1,053,603	1,055,390	1,313,310	1,312,393	1,244,317	1,238,440	1,238,522	1,237,605	1,236,686	1,236,688	1,246,236
012 - Call Center Division																			
38900	38900-Land	0.00%	0.00%	-	-	-	-	-	-	-	-	-	-	-	-	-	-	-	-
38910	38910-CKV-Land & Land Rights	0.00%	0.00%	-	-	-	-	-	-	-	-	-	-	-	-	-	-	-	-
39000	39000-Structures & Improvements	9.10%	3.34%	85,996	83,087	83,085	83,095	65,250	44,095	44,095	99,963	99,963	99,963	99,963	99,963	99,963	99,963	99,963	99,978
39009	39009-Improvements to Leased Premises	9.10%	4.06%	29,374	28,592	28,545	28,595	23,482	17,174	17,174	33,554	33,554	33,554	33,554	33,554	33,554	33,554	33,554	33,804
39010	39010-CKV-Structures & Improvements	9.10%	3.34%	75,744	74,370	74,357	74,360	65,591	39,792	39,792	78,871	78,871	78,871	78,871	78,871	78,871	78,871	78,871	78,871
39100	39100-Office Furniture & Equipment	2.13%	4.03%	2,541	2,600	2,708	2,569	2,876	3,593	3,593	2,029	2,029	2,029	2,029	2,029	2,029	2,029	2,029	2,029
39700	39700-Communication Equipment	8.45%	5.54%	44,343	43,827	43,152	43,172	41,882	41,123	41,123	14,535	14,535	14,535	14,579	14,579	14,579	14,579	14,579	14,579
39710	39710-CKV-Communication Equipmen	8.45%	5.54%	1,868	1,851	1,850	1,851	1,745	1,279	1,279	1,913	1,913	1,913	1,913	1,913	1,913	1,913	1,913	1,913
39800	39800-Miscellaneous Equipment	4.18%	1.72%	48	203	52	52	39	20	20	67	67	67	67	67	67	67	67	102
39900	39900-Other Tangible Property	4.85%	13.64%	-	-	-	-	-	-	-	-	-	-	-	-	-	-	-	-
39901	39901-Other Tang Prop - Servers - HW	6.95%	8.62%	45,002	45,474	29,450	31,466	31,371	28,794	26,820	31,180	31,180	31,180	33,648	33,648	33,648	33,648	33,648	33,648
39902	39902-Other Tang Prop - Servers - SW	4.00%	8.78%	21,402	22,132	12,169	11,829	11,934	16,820	16,820	7,901	7,901	7,901	9,010	9,010	9,010	9,010	9,010	9,010
39903	39903-Other Tang Prop - Network - HW	9.30%	8.72%	4,007	8,312	3,495	3,499	3,134	3,241	3,241	3,372	3,372	3,372	3,377	3,377	3,377	3,377	3,377	3,416
39906	39906-Other Tang Prop - PC Hardware	14.86%	8.78%	9,851	5,133	3,018	3,284	3,104	2,598	2,587	4,244	4,244	4,244	4,272	4,272	4,272	4,272	4,272	4,981
39907	39907-Other Tang Prop - PC Software	9.02%	6.84%	2,871	2,793	2,770	3,016	3,388	2,319	2,480	3,732	3,732	3,732	3,733	3,733	3,733	3,733	3,733	3,738
39908	39908-Other Tang Prop - Appl Software	11.11%	6.97%	736,056	752,461	721,326	724,061	674,433	481,241	481,241	844,629	844,507	844,584	873,317	873,175	873,032	872,990	872,990	874,995
39910	39910-CKV-Other Tangible Property	4.85%	13.64%	419	439	437	435	493	1,021	1,034	357	357	357	357	357	357	357	357	357
39916	39916-CKV-Other Tang Prop-PC Hardwar	14.86%	8.78%	2,364	2,341	2,342	2,341	2,106	1,483	1,483	2,403	2,403	2,403	2,403	2,403	2,403	2,403	2,403	2,403
39917	39917-CKV-Other Tang Prop-PC Softwai	9.02%	6.84%	897	892	894	892	588	514	514	681	681	681	681	681	681	681	681	681
39924	39924-Other Tang Prop - Gen. Startup C	15.89%	15.89%	-	-	-	268	14,055	203	149	-	-	-	-	-	-	-	-	-
012 - Call Center Division Total				1,062,384	1,058,653	979,421	984,673	915,521	645,897	643,675	1,129,427	1,129,365	1,129,182	1,161,772	1,161,629	1,161,487	1,161,344	1,161,344	1,164,797
091 - Brentwood Division																			
30100	30100-Organization	0.00%	0.00%	-	-	-	-	-	-	-	-	-	-	-	-	-	-	-	-
30300	30300-Misc. Intangible Plant	0.00%	0.00%	-	-	-	-	-	-	-	-	-	-	-	-	-	-	-	-
39001	39001-Structures - Frame	2.21%	3.13%	330	330	330	330	330	330	330	330	330	330	330	330	330	330	330	330
39004	39004-Air Conditioning Equipment	2.21%	5.87%	-	-	-	-	-	-	-	-	-	-	-	-	-	-	-	-
39009	39009-Improvements to Leased Premises	2.21%	5.12%	-	-	-	-	-	-	-	-	-	-	-	-	-	-	-	-
39100	39100-Office Furniture & Equipment	9.00%	5.00%	-	-	-	-	497	497	370	-	510	511	528	529	531	532	532	561
39200	39200-Trans. Equip.-Group	8.00%	6.97%	-	-	-	-	-	-	-	-	-	-	-	-	-	-	-	-
39300	39300-Stores Equipment	7.26%	8.10%	25	25	25	25	25	25	25	25	25	25	25	25	25	25	25	25
39400	39400-Tools, Shop, & Garage Equip.	4.38%	8.98%	520	520	520	520	520	520	520	520	520	520	520	520	520	520	520	520
39600	39600-Power Operated Equipment	8.00%	5.45%	147	147	147	147	147	147	147	147	147	147	147	147	147	147	147	147
39700	39700-Communication Equipment	6.10%</																	

Reserve

Division	utility_account	Current Rates	Proposed Rates	Actual Aug-12	Actual Sep-12	Actual Oct-12	Actual Nov-12	Actual Dec-12	Actual Jan-13	Actual Feb-13	Actual Mar-13	Projected Apr-13	Projected May-13	Projected Jun-13	Projected Jul-13	Projected Aug-13	Projected Sep-13	Projected Oct-13	Projected Nov-13
009 - Kentucky Division																			
30100	30100-Organization	0.00%	0.00%	-	-	-	-	-	-	-	-	-	-	-	-	-	-	-	-
20200	30200-Franchisees & Consents	0.00%	0.00%	-	-	-	-	-	-	-	-	-	-	-	-	-	-	-	-
32520	32520-Producing Leaseholds	5.89%	2.22%	12	12	12	12	12	12	12	12	12	12	12	12	12	12	12	12
32540	32540-Rights-of-Way	2.29%	2.07%	159	159	159	159	159	159	159	159	159	159	159	159	159	159	159	159
33100	33100-Production Gas Wells Equipmer	0.00%	0.00%	-	-	-	-	-	-	-	-	-	-	-	-	-	-	-	-
33201	33201-Field Lines	0.00%	0.00%	-	-	-	-	-	-	-	-	-	-	-	-	-	-	-	-
33202	33202-Tributary Lines	0.00%	0.00%	-	-	-	-	-	-	-	-	-	-	-	-	-	-	-	-
33400	33400-Field Meas. & Reg. Sta. Equip	0.00%	3.17%	-	-	-	-	-	-	-	-	-	-	-	-	-	-	-	-
33600	33600-Purification Equipment	5.26%	2.26%	194	194	194	194	194	194	194	194	194	194	194	194	194	194	194	194
35010	35010-Land	0.00%	0.00%	-	-	-	-	-	-	-	-	-	-	-	-	-	-	-	-
35020	35020-Rights of Ways	0.32%	0.12%	-	-	-	-	-	-	-	-	-	-	-	-	-	-	-	-
35100	35100-Structures & Improvements	0.60%	1.65%	9	9	9	9	9	9	9	9	9	9	9	9	9	9	9	9
35102	35102-Compressor Station Equipment	0.60%	1.13%	77	77	77	77	77	77	77	77	77	77	77	77	77	77	77	77
35103	35103-Meas. & Reg. Sta. Structures	1.93%	0.70%	-	-	-	-	-	-	-	-	-	-	-	-	-	-	-	-
35104	35104-Other Structures	0.60%	1.18%	-	-	-	-	-	-	-	-	-	-	-	-	-	-	-	-
35200	35200-Wells	2.11%	1.89%	4,550	4,950	5,740	5,740	5,741	5,741	5,741	5,741	6,517	6,614	6,706	6,818	6,913	6,993	7,062	7,230
35201	35201-Well Construction	2.11%	1.43%	3,284	3,284	3,137	3,137	3,137	3,137	3,137	3,137	2,989	2,947	2,906	2,868	2,821	2,779	2,737	2,652
35202	35202-Well Equipment	2.71%	0.54%	1,028	1,028	1,028	1,028	1,028	1,028	1,028	1,028	1,028	1,028	1,028	1,028	1,028	1,028	1,028	1,028
35203	35203-Cushion Gas	2.38%	1.75%	3,361	3,361	3,361	3,361	3,361	3,361	3,361	3,361	3,361	3,361	3,361	3,361	3,361	3,361	3,361	3,361
35210	35210-Leaseholds	0.30%	0.07%	-	-	-	-	-	-	-	-	-	-	-	-	-	-	-	-
35211	35211-Storage Rights	0.44%	0.71%	20	20	20	20	20	20	20	20	20	20	20	20	20	20	20	20
35301	35301-Field Lines	1.35%	0.22%	-	-	-	-	-	-	-	-	-	-	-	-	-	-	-	-
35302	35302-Tributary Lines	1.35%	0.22%	-	-	-	-	-	-	-	-	-	-	-	-	-	-	-	-
35400	35400-Compressor Station Equipment	0.60%	1.66%	463	463	462	462	462	462	462	462	462	462	462	462	462	462	462	462
35500	35500-Meas. & Reg. Equipment	0.12%	0.39%	-	-	-	-	-	-	-	-	24	24	24	24	24	24	24	24
35600	35600-Purification Equipment	1.30%	0.41%	-	-	-	-	-	-	-	178	178	178	178	178	178	178	178	178
36510	36510-Land & Land Rights	0.00%	0.00%	-	-	-	-	-	-	-	-	-	-	-	-	-	-	-	-
36520	36520-Rights-Of-Way	1.85%	1.53%	1,193	1,193	1,193	1,193	1,193	1,193	1,193	1,193	1,193	1,193	1,193	1,193	1,193	1,193	1,193	1,193
36600	36600-Structures & Improvements	2.05%	1.84%	78	78	84	84	84	84	84	84	84	84	84	84	84	84	84	84
36603	36603-Other Structures	2.05%	1.84%	104	104	104	104	104	104	104	104	104	104	104	104	104	104	104	104
36700	36700-Mains - Cathodic Protection	1.68%	5.00%	572	572	572	572	572	572	572	572	572	572	572	572	572	572	572	572
36701	36701-Mains - Steel	1.68%	2.11%	40,594	40,553	40,664	40,431	40,431	40,409	40,409	40,204	40,137	40,069	40,002	39,935	39,868	39,800	39,800	39,668
36900	36900-Meas. & Reg. Sta. Equipment	1.48%	2.11%	713	713	713	713	713	713	713	713	713	713	713	713	713	713	713	713
36901	36901-Meas. & Reg. Sta. Equipment	1.48%	2.05%	2,808	2,808	2,808	2,808	2,808	2,807	2,807	2,807	2,807	2,807	2,807	2,806	2,806	2,806	2,806	2,806
37400	37400-Land & Land Rights	0.00%	0.00%	-	-	-	-	-	-	-	-	-	-	-	-	-	-	-	-
37401	37401-Land	0.00%	0.00%	-	-	-	-	-	-	-	-	-	-	-	-	-	-	-	-
37402	37402-Land Rights	1.86%	1.72%	393	393	393	393	393	393	393	393	393	393	393	393	393	393	393	393
37403	37403-Land Other	0.00%	0.00%	-	-	-	-	-	-	-	-	-	-	-	-	-	-	-	-
37500	37500-Structures & Improvements	3.18%	2.17%	889	1,001	891	891	891	891	891	891	891	892	894	895	896	898	899	899
37501	37501-Structures & Improvements T.B	3.18%	2.17%	269	269	269	269	269	269	269	269	269	269	269	269	269	269	269	269
37502	37502-Land Rights	3.18%	2.17%	123	123	123	123	123	123	123	123	-	-	-	-	-	-	-	-
37503	37503-Improvements	3.18%	2.17%	11	11	11	11	11	11	11	11	11	11	11	11	11	11	11	11
37600	37600-Mains - Cathodic Protection	2.27%	5.00%	20,344	20,765	20,993	20,931	20,967	21,006	21,050	21,180	21,180	21,199	21,223	21,243	21,258	21,289	21,289	21,301
37801	37801-Mains - Steel	2.27%	2.45%	146,823	176,645	160,172	160,217	160,389	160,526	160,223	168,615	169,750	170,902	172,350	173,559	174,541	175,351	175,351	177,427
37802	37802-Mains - Plastic	2.27%	2.45%	71,673	106,448	77,751	77,969	78,441	78,892	79,802	81,160	83,583	86,350	89,920	93,062	96,012	98,378	98,378	103,535
37900	37900-Meas. & Reg. Sta. Eq-General	1.92%	3.07%	7,551	8,919	7,799	7,800	7,887	7,929	7,981	8,120	8,156	8,189	8,230	8,265	8,294	8,318	8,318	8,378
37901	37901-Meas. & Reg. - City Gate	2.43%	2.84%	3,793	4,858	3,879	4,000	4,001	4,089	4,155	4,238	4,285	4,291	4,322	4,349	4,372	4,391	4,391	4,439
37905	37905-Meas. & Reg. Sta. Equip T.B.	2.43%	2.94%	2,384	2,759	2,866	2,866	2,866	2,866	2,866	2,866	2,866	2,866	2,866	2,866	2,866	2,866	2,866	2,866
38000	38000-Sanitary	4.41%	4.61%	334,365	340,758	331,765	332,729	333,973	334,662	335,779	336,189	340,815	342,193	344,222	346,126	347,736	348,962	348,962	351,325
38100	38100-Motors	8.06%	8.03%	117,571	128,636	116,862	118,280	121,057	122,137	123,147	128,151	129,174	130,160	131,371	132,411	133,298	134,050	134,050	137,877
38200	38200-Meter Installations	4.60%	4.41%	185,215	188,349	185,826	186,128	186,091	186,355	186,589	187,219	187,325	187,419	187,598	187,660	187,727	187,768	187,768	187,920
38300	38300-House Regulators	2.60%	3.31%	16,896	16,731	16,669	16,710	16,737	16,771	16,841	17,004	17,041	17,076	17,110	17,154	17,195	17,211	17,211	17,275
38400	38400-House Reg. Installations	2.02%	2.53%	260	260	260	260	260	260	260	260	260	260	260	260	260	260	260	260
38500	38500-Ind. Meas. & Reg. Sta. Equip	2.61%	3.16%	10,696	10,887	10,654	10,680	10,666	10,683	10,683	10,911	10,916	10,920	10,925	10,931	10,935	10,938	10,938	10,946
38900	38900-Land & Land Rights	0.00%	0.00%	-	-	-	-	-	-	-	-	-	-	-	-	-	-	-	-
39000	39000-Structures & Improvements	9.91%	3.77%	12,867	20,396	12,363	12,362	12,713	12,813	12,813	13,097	13,222	13,339	13,482	13,605	13,708	13,795	13,785	14,011
39002	39002-Structures - Brick	9.91%	3.77%	1,476	480	-	-	-	-	-	1,476	1,476	1,476	1,476	1,476	1,476	1,476	1,476	1,476
39003	39003-Improvements	9.91%	3.77%	5,987	5,987	5,987	5,987	5,987	5,987	5,987	5,987	5,987	5,987	5,987	5,987	5,987	5,987	5,987	5,987
39004	39004-Air Conditioning Equipment	9.91%	3.77%	-	-	-	-	-	-	-	-	-	-	-	-	-	-	-	-
39009	39009-Improv. to Leased Premises	2.36%	14.41%	2,516	2,516	2,516	2,516	2,516	2,516	2,516	2,516	2,516	2,516	2,516	2,516	2,516	2,516	2,516	2,516
39100	39100-Office Furniture & Equipment	6.22%	6.67%	7,802	8,452	7,535	7,535	7,535	7,535	7,535	7,535	7,535	7,535	7,562	7,570	7,577	7,583	7,583	7,597
39103																			

Division RWIP	utility_account	Current Rates	Proposed Rates	Actual Aug-12	Actual Sep-12	Actual Oct-12	Actual Nov-12	Actual Dec-12	Actual Jan-13	Actual Feb-13	Projected Mar-13	Projected Apr-13	Projected May-13	Projected Jun-13	Projected Jul-13 linked to Sch K	Projected Aug-13	Projected Sep-13	Projected Oct-13	Projected Nov-13
002 - Dallas Atmos Rate Division																			
012 - Call Center Division																			
091 - Brentwood Division																			
009 - Kentucky Division																			
	Allocation %																		
002 - Dallas Atmos Rate Division	5.33%	5.55%	59,169	59,771	61,040	61,222	59,741	56,205	56,300	70,059	70,010	66,378	66,118	66,069	68,692	68,641	68,641	69,282	
012 - Call Center Division	5.61%	5.72%	59,591	59,348	54,937	55,232	51,353	38,207	36,999	63,351	63,344	63,337	65,165	65,157	66,412	65,404	66,404	66,596	
091 - Brentwood Division	41.35%	50.00%	3,919	3,919	3,916	3,916	4,006	4,006	8,024	6,963	7,714	7,326	7,457	7,069	8,078	7,609	7,609	7,723	
009 - Kentucky Division			1,059,418	1,154,965	1,075,702	1,078,485	1,082,914	1,085,738	1,086,953	1,109,184	1,115,430	1,122,015	1,110,908	1,118,230	1,124,683	1,128,303	1,128,303	1,142,325	
			1,182,096	1,279,022	1,195,595	1,198,835	1,198,013	1,182,155	1,189,376	1,249,567	1,256,498	1,259,056	1,248,648	1,255,525	1,267,665	1,270,957	1,270,957	1,285,826	

Division	utility_account	Projected Dec-13	Projected Jan-14	Projected Feb-14	Projected Mar-14	Projected Apr-14	Projected May-14	Projected Jun-14	Projected Jul-14	Projected Aug-14	Projected Sep-14	Projected Oct-14	Projected Nov-14	12 Months End Mar-11
002 - Dallas Atmos Rate Division														
39000	39000-Structures & Improvements	177	197	216	236	256	276	296	315	335	355	375	391	3,425
39005	39005-G-Structures & Improvements	25,479	25,479	25,479	25,479	25,479	25,479	25,479	25,479	25,479	25,479	25,479	25,479	305,753
39008	39008-Improv. to Leased Premises	30,281	30,395	30,539	30,693	30,827	30,970	31,114	31,258	31,402	31,546	31,690	31,811	372,486
39100	39100-Office Furniture & Equipment	31,938	31,956	31,971	31,986	32,004	32,021	32,037	32,053	32,070	32,086	32,103	32,116	384,342
39103	39103-Office Furn. - Copiers & Typs	-	-	-	-	-	-	-	-	-	-	-	-	-
39104	39104-G-Office Furniture & Equip.	214	214	214	214	214	214	214	214	214	214	214	214	2,569
39200	39200-Transportation Equipment	2,393	2,393	2,393	2,393	2,393	2,393	2,393	2,393	2,393	2,393	2,393	2,393	26,712
39300	39300-Stores Equipment	-	-	-	-	-	-	-	-	-	-	-	-	-
39400	39400-Tools, Shop, & Garage Equip.	1,630	1,659	1,689	1,719	1,748	1,778	1,809	1,837	1,867	1,897	1,927	1,951	21,511
39500	39500-Laboratory Equipment	226	241	256	270	285	299	314	329	343	358	373	386	3,679
39700	39700-Communication Equipment	11,664	11,944	12,024	12,204	12,384	12,564	12,743	12,923	13,103	13,283	13,463	13,614	151,812
39800	39800-Miscellaneous Equipment	596	596	596	596	596	596	596	596	596	596	596	596	6,877
39900	39900-Other Tangible Property	1,871	1,871	1,871	1,871	1,871	1,871	1,871	1,871	1,871	1,871	1,871	1,871	22,456
39901	39901-Oth Tang Prop - Servers - HW	191,902	194,893	197,494	200,275	203,086	205,957	208,848	211,439	214,230	217,021	219,812	222,156	2,486,580
39902	39902-Oth Tang Prop - Servers - SW	108,173	108,760	109,348	109,935	110,522	111,109	111,697	112,284	112,871	113,458	114,046	114,539	1,336,743
39903	39903-Oth Tang Prop - Network - HW	28,750	28,863	28,977	29,091	29,205	29,318	29,432	29,545	29,659	29,772	29,886	30,000	316,616
39904	39904-Oth Tang Prop - CPU	-	-	-	-	-	-	-	-	-	-	-	-	-
39905	39905-Oth Tang Prop - MF Hardware	-	-	-	-	-	-	-	-	-	-	-	-	-
39906	39906-Oth Tang Prop - PC Hardware	17,911	17,995	18,079	18,162	18,245	18,329	18,413	18,496	18,580	18,663	18,747	18,831	220,401
39907	39907-Oth Tang Prop - PC Software	6,423	6,215	6,006	5,798	5,589	5,381	5,172	4,964	4,755	4,547	4,338	4,117	63,306
39908	39908-Oth Tang Prop - Appl Software	516,457	524,238	530,019	535,800	541,580	547,361	553,142	558,923	564,704	570,485	576,266	581,110	6,602,094
39909	39909-Oth Tang Prop - Mainframe SW	-	-	-	-	-	-	-	-	-	-	-	-	-
39924	39924-Oth Tang Prop - Gen. Startup C	-	-	-	-	-	-	-	-	-	-	-	-	-
002 - Dallas Atmos Rate Division Total		976,016	985,368	994,761	1,004,133	1,013,505	1,022,878	1,032,250	1,041,623	1,050,995	1,060,367	1,069,740	1,077,511	12,329,167
012 - Call Center Division														
38900	38900-Land	-	-	-	-	-	-	-	-	-	-	-	-	-
38910	38910-CKV-Land & Land Rights	-	-	-	-	-	-	-	-	-	-	-	-	-
39000	39000-Structures & Improvements	36,701	36,706	36,711	36,717	36,722	36,728	36,733	36,738	36,744	36,749	36,755	36,760	440,762
39005	39005-Improv. to Leased Premises	15,015	15,037	15,059	15,081	15,104	15,126	15,148	15,171	15,193	15,215	15,237	15,259	181,643
39010	39010-CKV-Structures & Improvement	28,948	28,948	28,948	28,948	28,948	28,948	28,948	28,948	28,948	28,948	28,948	28,948	347,377
39100	39100-Office Furniture & Equipment	3,839	3,839	3,839	3,839	3,839	3,839	3,839	3,839	3,839	3,839	3,839	3,839	46,069
39700	39700-Communication Equipment	9,598	9,598	9,598	9,598	9,598	9,598	9,598	9,598	9,598	9,598	9,598	9,598	114,696
39710	39710-CKV-Communication Equipment	1,254	1,254	1,254	1,254	1,254	1,254	1,254	1,254	1,254	1,254	1,254	1,254	15,946
39800	39800-Miscellaneous Equipment	29	36	44	51	58	66	73	81	88	95	103	109	833
39900	39900-Other Tangible Property	-	-	-	-	-	-	-	-	-	-	-	-	-
39901	39901-Oth Tang Prop - Servers - HW	41,733	41,733	41,733	41,733	41,733	41,733	41,733	41,733	41,733	41,733	41,733	41,733	500,793
39902	39902-Oth Tang Prop - Servers - SW	19,777	19,777	19,777	19,777	19,777	19,777	19,777	19,777	19,777	19,777	19,777	19,777	237,329
39903	39903-Oth Tang Prop - Network - HW	4,550	5,241	5,933	6,625	7,316	8,008	8,699	9,391	10,083	10,774	11,466	12,157	160,133
39906	39906-Oth Tang Prop - PC Hardware	3,362	3,281	3,200	3,119	3,038	2,957	2,876	2,795	2,714	2,633	2,552	2,471	67,936
39907	39907-Oth Tang Prop - PC Software	2,755	2,759	2,762	2,765	2,769	2,772	2,775	2,778	2,781	2,784	2,787	2,790	33,291
39908	39908-Oth Tang Prop - Appl Software	518,410	519,562	520,714	521,865	523,017	524,168	525,320	526,472	527,623	528,775	529,926	530,880	6,296,733
39910	39910-CKV-Other Tangible Property	1,097	1,116	1,135	1,154	1,173	1,191	1,210	1,229	1,248	1,267	1,286	1,301	14,407
39918	39918-CKV-Oth Tang Prop-PC Hardware	1,420	1,420	1,420	1,420	1,420	1,420	1,420	1,420	1,420	1,420	1,420	1,420	17,035
39917	39917-CKV-Oth Tang Prop-PC Software	501	501	501	501	501	501	501	501	501	501	501	501	5,012
39924	39924-Oth Tang Prop - Gen. Startup C	-	-	-	-	-	-	-	-	-	-	-	-	-
012 - Call Center Division Total		688,949	691,268	693,588	695,908	698,227	700,547	702,867	705,186	707,506	709,825	712,145	714,080	8,420,087
091 - Brentwood Division														
30100	30100-Organization	-	-	-	-	-	-	-	-	-	-	-	-	-
30300	30300-Misc. Intangible Plant	-	-	-	-	-	-	-	-	-	-	-	-	-
39001	39001-Structures - Frame	468	468	468	468	468	468	468	468	468	468	468	468	5,613
39004	39004-Air Conditioning Equipment	-	-	-	-	-	-	-	-	-	-	-	-	-
39009	39009-Improv. to Leased Premises	-	-	-	-	-	-	-	-	-	-	-	-	-
39100	39100-Office Furniture & Equipment	326	326	344	348	355	357	377	378	378	378	380	396	4,363
39200	39200-Trans Equip- Group	-	-	-	-	-	-	-	-	-	-	-	-	-
39300	39300-Stores Equipment	28	28	28	28	28	28	28	28	28	28	28	28	337
39400	39400-Tools, Shop, & Garage Equip.	817	817	817	817	817	817	817	817	817	817	817	817	9,808
39600	39600-Power Operated Equipment	105	105	105	105	105	105	105	105	105	105	105	105	1,260
39700	39700-Communication Equipment	620	544	469	393	317	241	165	89	14	-	-	-	2,853
39800	39800-Miscellaneous Equipment	3,596	3,596	3,596	3,596	3,596	3,596	3,596	3,596	3,596	3,596	3,596	3,596	43,147
39900	39900-Other Tangible Property	-	-	-	-	-	-	-	-	-	-	-	-	-
39901	39901-Oth Tang Prop - Servers - HW	2,851	2,851	2,851	2,851	2,851	2,851	2,851	2,851	2,851	2,851	2,851	2,851	34,213
39902	39902-Oth Tang Prop - Servers - SW	-	-	-	-	-	-	-	-	-	-	-	-	-
39903	39903-Oth Tang Prop - Network - HW	-	-	-	-	-	-	-	-	-	-	-	-	-
39906	39906-Oth Tang Prop - PC Hardware	11,471	10,020	12,464	11,811	14,143	12,783	13,461	12,102	10,743	9,383	8,024	10,081	136,486
39907	39907-Oth Tang Prop - PC Software	-	-	-	-	-	-	-	-	-	-	-	-	-
39908	39908-Oth Tang Prop - Appl Software	-	-	-	-	-	-	-	-	-	-	-	-	-
091 - Brentwood Division Total		20,282	18,756	21,142	20,417	22,691	21,266	21,668	20,433	18,939	17,627	18,258	18,341	238,080

Division	utility_account	Projected Dec-13	Projected Jan-14	Projected Feb-14	Projected Mar-14	Projected Apr-14	Projected May-14	Projected Jun-14	Projected Jul-14	Projected Aug-14	Projected Sep-14	Projected Oct-14	Projected Nov-14	12 Months End Mar-11
009 - Kentucky Division														
30100	30100-Organization	-	-	-	-	-	-	-	-	-	-	-	-	-
30200	30200-Franchises & Consents	-	-	-	-	-	-	-	-	-	-	-	-	-
32520	32520-Producing Leaseholds	4	4	4	4	4	4	4	4	4	4	4	4	52
32640	32640-Rights-of-Way	144	144	144	144	144	144	144	144	144	144	144	144	1,727
33100	33100-Production Gas Wells Equipm	-	-	-	-	-	-	-	-	-	-	-	-	-
33201	33201-Field Lines	-	-	-	-	-	-	-	-	-	-	-	-	-
33202	33202-Tributary Lines	-	-	-	-	-	-	-	-	-	-	-	-	-
33400	33400-Field Meas. & Reg. Sta. Equip	508	508	508	508	508	508	508	-	-	-	-	-	3,049
33600	33600-Purification Equipment	84	84	84	84	84	84	84	84	84	84	84	84	1,072
35010	35010-Land	-	-	-	-	-	-	-	-	-	-	-	-	-
35020	35020-Rights of Ways	-	-	-	-	-	-	-	-	-	-	-	-	-
35100	35100-Structures & Improvements	25	25	25	25	25	25	25	25	25	25	25	25	297
35102	35102-Compressor Station Equipment	144	144	144	144	144	144	144	144	144	144	144	144	1,732
35103	35103-Meas. & Reg. Sta. Structures	-	-	-	-	-	-	-	-	-	-	-	-	-
35104	35104-Other Structures	-	-	-	-	-	-	-	-	-	-	-	-	-
35200	35200-Well	6,532	6,822	6,646	6,891	6,762	6,868	6,996	7,108	7,206	7,270	7,339	7,428	83,468
35201	35201-Well Construction	1,769	1,741	1,712	1,883	1,655	1,626	1,598	1,569	1,541	1,512	1,484	1,455	19,346
35202	35202-Well Equipment	-	-	-	-	-	-	-	-	-	-	-	-	-
35203	35203-Cushion Gas	2,486	2,486	2,486	2,486	2,486	2,486	2,486	2,486	2,486	2,486	2,486	2,486	29,829
35210	35210-Leaseholds	-	-	-	-	-	-	-	-	-	-	-	-	-
35211	35211-Storage Rights	32	32	32	32	32	32	32	32	32	32	32	32	388
35301	35301-Field Lines	-	-	-	-	-	-	-	-	-	-	-	-	-
35302	35302-Tributary Lines	-	-	-	-	-	-	-	-	-	-	-	-	-
35400	35400-Compressor Station Equipment	1,277	1,277	1,277	1,277	1,277	1,277	1,277	1,277	1,277	1,277	1,277	1,277	15,329
35800	35800-Meas. & Reg. Equipment	197	197	197	197	197	197	197	197	197	197	197	197	1,770
35600	35600-Purification Equipment	56	56	-	-	-	-	-	-	-	-	-	-	112
35610	35610-Land & Land Rights	-	-	-	-	-	-	-	-	-	-	-	-	-
35620	35620-Rights-Of-Way	1,106	1,106	1,106	1,106	1,106	1,106	1,106	1,106	1,106	1,106	1,106	1,106	13,277
35630	35630-Structures & Improvements	75	75	75	75	75	75	75	75	75	75	75	75	902
35603	35603-Other Structures	93	93	93	93	93	93	93	93	93	93	93	93	716
35700	35700-Mains - Cathodic Protection	1,692	1,692	1,692	1,692	1,692	1,692	1,692	1,692	1,692	1,692	1,692	1,692	20,302
35701	35701-Mains - Steel	49,440	49,356	49,272	49,187	49,104	49,020	48,936	48,852	48,768	48,684	48,600	48,517	587,735
35900	35900-Meas. & Reg. Sta. Equipment	1,016	1,016	1,016	1,016	1,016	1,016	1,016	1,016	1,016	1,016	1,016	1,016	12,156
35901	35901-Meas. & Reg. Sta. Equipment	3,886	3,886	3,886	3,885	3,885	3,885	3,885	3,885	3,884	3,884	3,884	3,884	46,619
37400	37400-Land & Land Rights	-	-	-	-	-	-	-	-	-	-	-	-	-
37401	37401-Land	-	-	-	-	-	-	-	-	-	-	-	-	-
37402	37402-Land Rights	363	363	363	363	363	363	363	363	363	363	363	363	4,358
37403	37403-Land Other	-	-	-	-	-	-	-	-	-	-	-	-	-
37500	37500-Structures & Improvements	615	616	617	617	618	619	620	622	623	623	624	625	7,439
37501	37501-Structures & Improvements T.B	164	164	164	164	164	164	164	164	164	164	164	164	2,263
37502	37502-Land Rights	-	-	-	-	-	-	-	-	-	-	-	-	-
37503	37503-Improvements	7	7	7	7	7	7	7	7	7	7	7	7	87
37600	37600-Mains - Cathodic Protection	46,938	46,869	46,980	46,992	47,039	47,083	47,158	47,222	47,274	47,301	47,331	47,377	565,665
37601	37601-Mains - Steel	192,272	193,308	193,866	194,443	195,853	197,169	199,221	201,002	202,526	203,454	204,456	205,829	2,383,398
37602	37602-Mains - Plastic	115,508	119,463	121,331	122,812	125,872	129,265	133,830	137,873	141,669	144,999	147,084	150,497	1,589,922
37800	37800-Meas. & Reg. Sta. Eq-General	13,431	13,476	13,502	13,529	13,588	13,645	13,730	13,805	13,870	13,910	13,954	14,013	164,454
37900	37900-Meas. & Reg. - City Gate	4,841	4,866	4,881	4,896	4,927	4,957	5,000	5,039	5,072	5,094	5,116	5,148	59,839
37905	37905-Meas. & Reg. Sta. Equip T.B.	3,086	3,083	3,080	3,077	3,074	3,071	3,068	3,065	3,062	3,059	3,056	3,053	38,836
38000	38000-Services	369,858	371,735	372,837	375,199	374,896	376,788	378,872	381,980	384,172	385,861	386,956	388,079	4,546,029
38100	38100-Meters	143,114	141,853	143,225	144,597	146,512	148,391	150,748	152,927	154,944	157,447	160,023	161,100	1,901,882
38200	38200-Meter Installations	180,183	180,244	180,240	180,238	180,250	180,450	180,850	180,814	180,942	180,988	181,045	181,152	2,167,297
38300	38300-House Regulators	19,744	19,779	19,800	19,821	19,866	19,908	19,989	20,024	20,071	20,103	20,136	20,179	239,400
38400	38400-House Reg. Installations	325	325	325	325	325	325	325	325	325	325	325	325	3,903
38500	38500-Ind. Meas. & Reg. Sta. Equip	13,339	13,343	13,345	13,347	13,354	13,359	13,359	13,378	13,365	13,389	13,393	13,399	160,399
38900	38900-Land & Land Rights	-	-	-	-	-	-	-	-	-	-	-	-	-
39000	39000-Structures & Improvements	9,125	9,164	9,187	9,212	9,261	10,094	10,948	11,795	12,634	13,454	14,277	14,326	133,476
39002	39002-Structures - Brick	-	-	-	-	-	-	-	-	-	-	-	-	-
39003	39003-Improvements	2,278	2,278	2,278	2,278	2,278	2,278	2,278	2,278	2,278	2,278	2,278	2,278	27,333
39004	39004-Air Conditioning Equipment	-	-	-	-	-	-	-	-	-	-	-	-	-
39009	39009-Improv. to Leased Premises	15,363	15,363	-	-	-	-	-	-	-	-	-	-	36,725
39100	39100-Office Furniture & Equipment	8,152	8,159	8,163	8,165	8,178	8,185	8,200	8,215	8,223	8,230	8,237	8,246	98,351
39103	39103-Office Furn. - Copiers & Type	-	-	-	-	-	-	-	-	-	-	-	-	-
39200	39200-Transportation Equipment	-	-	-	-	-	-	-	-	-	-	-	-	-
39201	39201-WKKG Trucks	-	-	-	-	-	-	-	-	-	-	-	-	-
39202	39202-WKKG Trailers	-	-	-	-	-	-	-	-	-	-	-	-	-
39400	39400-Tools, Shop, & Garage Equip.	11,335	11,351	11,357	11,364	11,387	11,408	11,445	11,475	11,501	11,515	11,530	11,552	137,220
39603	39603-Ditchers	697	697	697	697	697	697	697	697	697	697	697	697	8,367
39604	39604-Backhoes	815	815	815	815	815	815	815	815	815	815	815	815	9,776
39605	39605-Welders	432	432	432	432	432	432	432	432	432	432	432	432	5,178
39700	39700-Communication Equipment	2,094	2,093	2,093	2,093	2,092	2,092	2,091	2,091	2,091	2,090	2,090	2,090	25,100
39701	39701-Comm. Equip. - Mobile Radios	-	-	-	-	-	-	-	-	-	-	-	-	-
39702	39702-Comm. Equip. - Fixed Radios	-	-	-	-	-	-	-	-	-	-	-	-	-
39705	39705-Comm. Equip. - Telexetering	708	708	708	708	708	708	708	708	708	708	708	708	8,495
39800	39800-Miscellaneous Equipment	11,515	11,345	11,167	10,998	10,825	10,660	10,508	10,351	10,190	10,018	9,847	9,683	127,097
39901	39901-Oth Tang Prop - Servers - HW	-	-	-	-	-	-	-	-	-	-	-	-	-
39902	39902-Oth Tang Prop - Servers - SW	-	-	-	-	-	-	-	-	-	-	-	-	-
39903	39903-Oth Tang Prop - Network - HW	-	-	-	-	-	-	-	-	-	-	-	-	-
39906	39906-Oth Tang Prop - PC Hardware	14,212	11,059	7,802	4,540	1,494	400	592	521	454	289	319	415	42,118
39907	39907-Oth Tang Prop - PC Software	-	-	-	-	-	-	-	-	-	-	-	-	-
39908	39908-Oth Tang Prop - Appl Software	-	-	-	-	-	-	-	-	-	-	-	-	-
AR 15 general plant amortization		-	23,585	23,585	23,586	23,586	23,586	23,586	23,586	23,586	23,586	23,586	23,586	259,451
009 - Kentucky Division Total		1,247,893	1,277,200	1,262,997	1,263,754	1,269,892	1,277,223	1,289,9						

Division RWIP	utility_account	Projected Dec-13	Projected Jan-14	Projected Feb-14	Projected Mar-14	Projected Apr-14	Projected May-14	Projected Jun-14	Projected Jul-14	Projected Aug-14	Projected Sep-14	Projected Oct-14	Projected Nov-14	12 Months End Mar-11 linked to Sch K
	002 - Dallas Atmos Rate Division													
	012 - Call Center Division													
	001 - Brentwood Division													
	009 - Kentucky Division													
	002 - Dallas Atmos Rate Division	54,173	54,893	55,213	55,733	56,253	56,774	57,294	57,814	58,334	58,854	59,375	59,896	684,315
	012 - Call Center Division	39,393	39,526	39,658	39,791	39,924	40,056	40,188	40,322	40,454	40,587	40,719	40,850	481,449
	001 - Brentwood Division	10,142	9,379	10,572	10,209	11,346	10,629	10,935	10,217	9,500	8,814	8,135	9,171	119,048
	009 - Kentucky Division	1,247,903	1,277,200	1,262,967	1,263,754	1,268,892	1,277,223	1,289,909	1,301,382	1,311,801	1,320,068	1,328,263	1,336,328	15,485,689
		1,351,610	1,380,797	1,368,410	1,369,488	1,376,415	1,384,681	1,398,326	1,409,735	1,420,089	1,428,323	1,436,491	1,446,135	16,770,500

		Retirements															
Division	utility_account	Actual Aug-12	Actual Sep-12	Actual Oct-12	Actual Nov-12	Actual Dec-12	Actual Jan-13	Actual Feb-13	Projected Mar-13	Projected Apr-13	Projected May-13	Projected Jun-13	Projected Jul-13	Projected Aug-13	Projected Sep-13	Projected Oct-13	Projected Nov-13
002 - Dallas Atmos Rate Division																	
39000	39000-Structures & Improvements	-	-	-	-	-	-	-	-	-	-	-	-	-	-	-	-
39005	39005-G-Structures & Improvements	-	-	-	-	-	-	-	-	-	-	-	-	-	-	-	-
39009	39009-Improv. to Leased Premises	-	-	-	-	-	-	-	-	-	-	-	-	-	-	-	-
39100	39100-Office Furniture & Equipment	-	-	-	-	-	-	-	-	-	-	-	-	-	-	-	-
39102	39102-Remittance Processing Equipmt	-	-	-	-	-	-	-	-	(1,308,959)	-	-	-	-	-	-	-
39103	39103-Office Fum. - Copiers & Type	-	-	-	-	-	-	-	-	-	-	-	-	-	-	-	-
39104	39104-G-Office Furniture & Equip.	-	-	-	-	-	-	-	-	-	-	-	-	-	-	-	-
39200	39200-Transportation Equipment	-	-	-	-	-	-	-	-	-	-	-	-	-	-	-	-
39300	39300-Stores Equipment	-	-	-	-	-	-	-	-	-	-	-	-	-	-	-	-
39400	39400-Tools, Shop, & Garage Equip.	-	-	-	-	-	-	-	-	-	-	-	-	-	-	-	-
39500	39500-Laboratory Equipment	-	-	-	-	-	-	-	-	-	-	-	-	-	-	-	-
39700	39700-Communication Equipment	-	-	-	-	-	-	-	-	-	-	-	-	-	-	-	-
39800	39800-Miscellaneous Equipment	-	-	-	-	-	-	-	-	-	-	-	-	-	-	-	-
39900	39900-Other Tangible Equipm	-	-	-	-	-	-	-	-	-	-	-	-	-	-	-	-
39901	39901-Oth Tang Prop - Servers - HW	-	-	-	-	-	-	-	-	(282,566)	-	-	-	-	-	-	-
39902	39902-Oth Tang Prop - Servers - SW	-	-	-	-	-	-	-	-	-	-	-	-	-	-	-	-
39903	39903-Oth Tang Prop - Network - HW	-	-	-	(98,188)	-	-	-	(13,741)	(13,741)	(13,741)	(13,741)	(13,741)	(13,741)	(13,741)	(13,741)	(13,741)
39904	39904-Oth Tang Prop - CPU	-	-	-	-	-	-	-	-	-	-	-	-	-	-	-	-
39905	39905-Oth Tang Prop - MF Hardware	-	-	-	-	-	-	-	-	-	-	-	-	-	-	-	-
39906	39906-Oth Tang Prop - PC Hardware	-	-	-	(215,892)	-	-	-	(30,842)	(30,842)	(30,842)	(30,842)	(30,842)	(30,842)	(30,842)	(30,842)	(30,842)
39907	39907-Oth Tang Prop - PC Software	-	-	-	(261,587)	-	-	-	(51,655)	(51,655)	(51,655)	(51,655)	(51,655)	(51,655)	(51,655)	(51,655)	(51,655)
39908	39908-Oth Tang Prop - Appl Software	-	-	-	(30,794)	-	-	-	(4,399)	(4,399)	(4,399)	(4,399)	(4,399)	(4,399)	(4,399)	(4,399)	(4,399)
39909	39909-Oth Tang Prop - Mainframe S/W	-	-	-	-	-	-	-	-	-	-	-	-	-	-	-	-
39924	39924-Oth Tang Prop - Gen. Startup C	-	-	-	-	-	-	-	-	-	-	-	-	-	-	-	-
002 - Dallas Atmos Rate Division Total		-	-	-	(704,452)	-	-	-	(100,637)	(100,637)	(1,692,192)	(100,637)	(100,637)	(100,637)	(100,637)	(100,637)	(100,637)
012 - Call Center Division:																	
38900	38900-Land	-	-	-	-	-	-	-	-	-	-	-	-	-	-	-	-
38910	38910-CKV-Land & Land Rights	-	-	-	-	-	-	-	-	-	-	-	-	-	-	-	-
38000	38000-Structures & Improvements	-	-	-	-	-	-	-	-	-	-	-	-	-	-	-	-
39009	39009-Improv. to Leased Premises	-	-	-	-	-	-	-	-	-	-	-	-	-	-	-	-
39010	39010-CKV-Structures & Improvement	-	-	-	-	-	-	-	-	-	-	-	-	-	-	-	-
39100	39100-Office Furniture & Equipment	-	-	-	-	-	-	-	-	-	-	-	-	-	-	-	-
39700	39700-Communication Equipment	-	-	-	-	-	-	-	-	(118,856)	-	-	-	-	-	-	-
39710	39710-CKV-Communication Equipmen	-	-	-	-	-	-	-	-	-	-	-	-	-	-	-	-
39800	39800-Miscellaneous Equipment	-	-	-	-	-	-	-	-	-	-	-	-	-	-	-	-
39900	39900-Other Tangible Property	-	-	-	-	-	-	-	-	-	-	-	-	-	-	-	-
39901	39901-Oth Tang Prop - Servers - HW	-	-	-	-	-	-	-	-	(8,057,572)	-	-	-	-	-	-	-
39902	39902-Oth Tang Prop - Servers - SW	-	-	-	-	-	-	-	-	(6,295,020)	-	-	-	-	-	-	-
39903	39903-Oth Tang Prop - Network - HW	-	-	-	-	-	-	-	-	(13,871)	-	-	-	-	-	-	-
39906	39906-Oth Tang Prop - PC Hardware	-	-	-	-	-	-	-	-	(42,284)	-	-	-	-	-	-	-
39907	39907-Oth Tang Prop - PC Software	-	-	-	-	-	-	-	-	(3,850)	-	-	-	-	-	-	-
39908	39908-Oth Tang Prop - Appl Software	-	-	-	(92,355)	-	-	-	(13,194)	(13,194)	(59,402,207)	(15,392)	(15,392)	(15,392)	(15,392)	(15,392)	(15,392)
39910	39910-CKV-Other Tangible Property	-	-	-	-	-	-	-	-	-	-	-	-	-	-	-	-
39918	39918-CKV-Oth Tang Prop-PC Hardwar	-	-	-	-	-	-	-	-	-	-	-	-	-	-	-	-
39917	39917-CKV-Oth Tang Prop-PC Softwar	-	-	-	-	-	-	-	-	-	-	-	-	-	-	-	-
39924	39924-Oth Tang Prop - Gen. Startup C	-	-	-	(9,347)	-	-	-	(1,335)	(1,335)	(23,169,843)	(1,335)	(686)	-	-	-	-
012 - Call Center Division Total		-	-	-	(101,701)	-	-	-	(14,529)	(14,529)	(97,102,513)	(16,728)	(16,060)	(15,392)	(15,392)	(15,392)	(15,392)
091 - Brentwood Division																	
30100	30100-Organization	-	-	-	-	-	-	-	-	-	-	-	-	-	-	-	-
30300	30300-Misc. Intangible Plant	-	-	-	-	-	-	-	-	-	-	-	-	-	-	-	-
39001	39001-Structures - Frame	-	-	-	-	-	-	-	-	-	-	-	-	-	-	-	-
39004	39004-Air Conditioning Equipment	-	-	-	-	-	-	-	-	-	-	-	-	-	-	-	-
39009	39009-Improv. to Leased Premises	-	-	-	-	-	-	-	-	-	-	-	-	-	-	-	-
39100	39100-Office Furniture & Equipment	-	-	-	-	-	-	-	-	-	-	-	-	-	-	-	-
39200	39200-Trans Equip- Group	-	-	-	-	-	-	-	-	-	-	-	-	-	-	-	-
39300	39300-Stores Equipment	-	-	-	-	-	-	-	-	-	-	-	-	-	-	-	-
39400	39400-Tools, Shop, & Garage Equip.	-	-	-	-	-	-	-	-	-	-	-	-	-	-	-	-
39600	39600-Power Operated Equipment	-	-	-	-	-	-	-	-	-	-	-	-	-	-	-	-
39700	39700-Communication Equipment	-	-	-	(91,931)	-	-	-	(13,133)	(13,133)	(13,133)	(13,133)	(13,133)	(13,133)	(13,133)	(13,133)	(13,133)
39800	39800-Miscellaneous Equipment	-	-	-	(232)	-	-	-	(33)	(33)	(33)	(33)	(33)	(33)	(33)	(33)	(33)
39900	39900-Other Tangible Property	-	-	-	-	-	-	-	-	-	-	-	-	-	-	-	-
39901	39901-Oth Tang Prop - Servers - HW	-	-	-	-	-	-	-	-	-	-	-	-	-	-	-	-
39902	39902-Oth Tang Prop - Servers - SW	-	-	-	-	-	-	-	-	-	-	-	-	-	-	-	-
39903	39903-Oth Tang Prop - Network - HW	-	-	-	(11,191)	-	-	-	(1,599)	(1,599)	(1,599)	(1,599)	(1,599)	(1,599)	(1,599)	(1,599)	(1,599)
39906	39906-Oth Tang Prop - PC Hardware	-	-	-	(630,450)	-	-	-	(90,064)	(90,064)	(90,064)	(90,064)	(90,064)	(90,064)	(90,064)	(90,064)	(90,064)
39907	39907-Oth Tang Prop - PC Software	-	-	-	(88,815)	-	-	-	(12,688)	(12,688)	(12,688)	(1,753)	-	-	-	-	-
39908	39908-Oth Tang Prop - Appl Software	-	-	-	(707,722)	-	-	-	(31,388)	-	-	-	-	-	-	-	-
091 - Brentwood Division Total		-	-	-	(1,530,342)	-	-	-	(148,905)	(117,517)	(117,517)	(105,582)	(104,829)	(104,829)	(104,829)	(104,829)	(104,829)

Division	utility_account	Actual Aug-12	Actual Sep-12	Actual Oct-12	Actual Nov-12	Actual Dec-12	Actual Jan-13	Actual Feb-13	Projected Mar-13	Projected Apr-13	Projected May-13	Projected Jun-13	Projected Jul-13	Projected Aug-13	Projected Sep-13	Projected Oct-13	Projected Nov-13	
009 - Kentucky Division																		
30100	30100-Organization	-	-	-	-	-	-	-	-	-	-	-	-	-	-	-	-	-
30200	30200-Franchises & Consents	-	-	-	-	-	-	-	-	-	-	-	-	-	-	-	-	-
32520	32520-Producing Leaseholds	-	-	-	-	-	-	-	-	-	-	-	-	-	-	-	-	-
32540	32540-Rights-of-Way	-	-	-	-	-	-	-	-	-	-	-	-	-	-	-	-	-
33100	33100-Production Gas Wells Equipmer	-	-	-	-	-	-	-	-	-	-	-	-	-	-	-	-	-
33201	33201-Field Lines	-	-	-	-	-	-	-	-	-	-	-	-	-	-	-	-	-
33202	33202-Tributary Lines	-	-	-	-	-	-	-	-	-	-	-	-	-	-	-	-	-
33400	33400-Field Meas. & Reg. Sta. Equip	-	-	-	-	-	-	-	-	-	-	-	-	-	-	-	-	-
33600	33600-Purification Equipment	-	-	-	-	-	-	-	-	-	-	-	-	-	-	-	-	-
35010	35010-Land	-	-	-	-	-	-	-	-	-	-	-	-	-	-	-	-	-
35020	35020-Rights of Ways	-	-	-	-	-	-	-	-	-	-	-	-	-	-	-	-	-
35100	35100-Structures & Improvements	-	-	-	-	-	-	-	-	-	-	-	-	-	-	-	-	-
35102	35102-Compressor Station Equipment	-	-	-	-	-	-	-	-	-	-	-	-	-	-	-	-	-
35103	35103-Meas. & Reg. Sta. Structures	-	-	-	-	-	-	-	-	-	-	-	-	-	-	-	-	-
35104	35104-Other Structures	-	-	-	-	-	-	-	-	-	-	-	-	-	-	-	-	-
35200	35200-Wells	-	-	-	-	-	-	-	-	-	-	-	-	-	-	-	-	-
35201	35201-Well Construction	-	-	(167,597)	-	-	-	-	(23,942)	(23,942)	(23,942)	(23,942)	(23,942)	(23,942)	(23,942)	(23,942)	(23,942)	(23,942)
35202	35202-Well Equipment	-	-	-	-	-	-	-	-	-	-	-	-	-	-	-	-	-
35203	35203-Cushion Gas	-	-	-	-	-	-	-	-	-	-	-	-	-	-	-	-	-
35210	35210-Leaseholds	-	-	-	-	-	-	-	-	-	-	-	-	-	-	-	-	-
35211	35211-Storage Rights	-	-	-	-	-	-	-	-	-	-	-	-	-	-	-	-	-
35301	35301-Field Lines	-	-	-	-	-	-	-	-	-	-	-	-	-	-	-	-	-
35302	35302-Tributary Lines	-	-	-	-	-	-	-	-	-	-	-	-	-	-	-	-	-
35400	35400-Compressor Station Equipment	-	-	-	-	-	-	-	-	-	-	-	-	-	-	-	-	-
35500	35500-Meas. & Reg. Equipment	-	-	-	-	-	-	-	-	-	-	-	-	-	-	-	-	-
35600	35600-Purification Equipment	-	-	-	-	-	-	-	-	-	-	-	-	-	-	-	-	-
36510	36510-Land & Land Rights	-	-	-	-	-	-	-	-	-	-	-	-	-	-	-	-	-
36520	36520-Rights-Of-Way	-	-	-	-	-	-	-	-	-	-	-	-	-	-	-	-	-
36502	36502-Structures & Improvements	-	-	-	-	-	-	-	-	-	-	-	-	-	-	-	-	-
36603	36603-Other Structures	-	-	-	-	-	-	-	-	-	-	-	-	-	-	-	-	-
36700	36700-Mains - Cathodic Protection	-	-	-	-	-	-	-	-	-	-	-	-	-	-	-	-	-
36701	36701-Mains - Steel	-	(9,598)	-	(302,893)	-	(23,745)	-	(48,000)	(48,000)	(48,000)	(48,000)	(48,000)	(48,000)	(48,000)	(48,000)	(48,000)	(48,000)
36900	36900-Meas. & Reg. Sta. Equipment	-	-	-	-	-	-	-	-	-	-	-	-	-	-	-	-	-
36901	36901-Meas. & Reg. Sta. Equipment	(132)	-	-	-	-	(805)	-	(134)	(134)	(134)	(134)	(134)	(134)	(134)	(134)	(134)	(134)
37400	37400-Land & Land Rights	-	-	-	-	-	-	-	-	-	-	-	-	-	-	-	-	-
37401	37401-Land	-	-	-	-	-	-	-	-	-	-	-	-	-	-	-	-	-
37402	37402-Land Rights	-	-	-	-	-	-	-	-	-	-	-	-	-	-	-	-	-
37403	37403-Land Other	-	-	-	-	-	-	-	-	-	-	-	-	-	-	-	-	-
37500	37500-Structures & Improvements	-	-	-	-	-	-	-	-	-	-	-	-	-	-	-	-	-
37501	37501-Structures & Improvements T.B	-	-	-	-	-	-	-	-	-	-	-	-	-	-	-	-	-
37502	37502-Land Rights	-	-	-	-	-	-	-	-	-	-	-	-	-	-	-	-	-
37503	37503-Improvements	-	-	-	-	-	-	-	-	-	-	-	-	-	-	-	-	-
37600	37600-Mains - Cathodic Protection	-	(35,118)	-	-	-	(3,284)	-	(5,486)	(5,486)	(5,486)	(5,486)	(5,486)	(5,486)	(5,486)	(5,486)	(5,486)	(5,486)
37601	37601-Mains - Steel	(31,300)	(520,135)	(34,999)	(207)	(6,823)	(122,278)	(43,400)	(108,449)	(108,449)	(108,449)	(108,449)	(108,449)	(108,449)	(108,449)	(108,449)	(108,449)	(108,449)
37602	37602-Mains - Plastic	(3,675)	(109,235)	(59,241)	(13,839)	(3,197)	(18,734)	(4,097)	(30,003)	(30,003)	(30,003)	(30,003)	(30,003)	(30,003)	(30,003)	(30,003)	(30,003)	(30,003)
37800	37800-Meas. & Reg. Sta. Eq-General	(2,459)	(9,437)	(1,790)	-	-	(767)	(564)	(2,146)	(2,146)	(2,146)	(2,146)	(2,146)	(2,146)	(2,146)	(2,146)	(2,146)	(2,146)
37900	37900-Meas. & Reg. - City Gate	-	-	-	-	-	-	-	-	-	-	-	-	-	-	-	-	-
37905	37905-Meas. & Reg. Sta. Equip T.B.	(205)	(9,476)	-	-	-	-	-	(1,383)	(1,383)	(1,383)	(1,383)	(1,383)	(1,383)	(1,383)	(1,383)	(1,383)	(1,383)
38000	38000-Services	(118,209)	(221,923)	(93,076)	(77,634)	(10,815)	(190,803)	(210,807)	(131,867)	(131,867)	(131,867)	(131,867)	(131,867)	(131,867)	(131,867)	(131,867)	(131,867)	(131,867)
38100	38100-Meters	-	-	-	-	-	-	-	-	-	-	-	-	-	-	-	-	-
38200	38200-Meter Installations	(48,733)	(26,731)	(39,319)	(17,653)	(25,903)	(27,092)	(24,719)	(30,296)	(30,296)	(30,296)	(30,296)	(30,296)	(30,296)	(30,296)	(30,296)	(30,296)	(30,296)
38300	38300-House Regulators	-	-	-	-	-	-	-	-	-	-	-	-	-	-	-	-	-
38400	38400-House Reg. Installations	-	-	-	-	-	-	-	-	-	-	-	-	-	-	-	-	-
38500	38500-Ind. Meas. & Reg. Sta. Equip	-	(9,251)	-	-	-	-	-	(893)	(893)	(893)	(893)	(893)	(893)	(893)	(893)	(893)	(893)
38900	38900-Land & Land Rights	-	-	-	-	-	-	-	-	-	-	-	-	-	-	-	-	-
39000	39000-Structures & Improvements	-	-	-	-	-	-	-	-	-	-	-	-	-	-	-	-	-
39002	39002-Structures - Brick	-	-	-	-	-	-	-	-	-	-	-	-	-	-	-	-	-
39003	39003-Improvements	-	-	-	-	-	-	-	-	-	-	-	-	-	-	-	-	-
39004	39004-Air Conditioning Equipment	-	-	-	-	-	-	-	-	-	-	-	-	-	-	-	-	-
39009	39009-Improv. to Leased Premises	-	-	-	-	-	-	-	-	-	-	-	-	-	-	-	-	-
39100	39100-Office Furniture & Equipment	-	(2,889)	-	-	-	-	-	(384)	(384)	(384)	(384)	(384)	(384)	(384)	(384)	(384)	(384)
39103	39103-Office Furn. - Copiers & Type	-	-	-	-	-	-	-	-	-	-	-	-	-	-	-	-	-
39200	39200-Transportation Equipment	-	-	-	-	-	-	-	-	-	-	-	-	-	-	-	-	-
39201	39201-WKG Trucks	-	-	-	-	-	-	-	-	-	-	-	-	-	-	-	-	-
39202	39202-WKG Trailers	-	-	-	-	-	-	-	-	-	-	-	-	-	-	-	-	-
39400	39400-Tools, Shop, & Garage Equip.	(1,577)	(11,373)	-	-	-	-	-	(1,850)	(1,850)	(1,850)	(1,850)	(1,850)	(1,850)	(1,850)	(1,850)	(1,850)	(1,850)
39603	39603-Ditchers	-	-	-	-	-	-	-	-	-	-	-	-	-	-	-	-	-
39604	39604-Backhoes	-	-	-	-	-	-	-	-	-	-	-	-	-	-	-	-	-
39605	39605-Welders	-	-	-	-	-	-	-	-	-	-	-	-	-	-	-	-	-
39700	39700-Communication Equipment	-	-	-	-	(441)	-	-	(63)	(63)	(63)	(63)	(63)	(63)	(63)	(63)	(63)	(63)
39701	39701-Comm. Equip. - Mobile Radios	-	-	-	-	-	-	-	-	-	-	-	-	-	-	-	-	-
39702	39702-Comm. Equip. - Fixed Radios	-	-	-	-	-	-	-	-	-	-	-	-	-	-	-	-	-
39705	39705-Comm. Equip. - Telemetry	-	-	-	-	-	-	-	-	-	-	-	-	-	-	-	-	-
39800	39800-Miscellaneous Equipment	-	(109,838)	-	-	(213,214)	-	-	(46,165)	(46,165)	(46,165)	(46,165)	(46,165)	(46,165)	(46,165)	(46,165)	(46,165)	(46,165)
39901	39901-Oth Tang Prop - Servers - HW	-	-	-	-	-	-	-	-	-	-	-	-	-	-	-	-	-
39902	39902-Oth Tang Prop - Servers - SW	-	-	-	-	-	-	-	(1,814)	(1,814)	(1,814)	(1,814)	(1,814)	(1,814)	(1,814)	(1,814)	(1,814)	(1,814)
39903	39903-Oth Tang Prop - Network - HW	-	-	-	-	-	-	-	(52,297)	(52,297)	(52,297)	(52,297)	(52,297)	(52,297)	(52,297)	(52,297)	(52,297)	(52,297)
39904	39904-Oth Tang Prop - PC Hardware	-	(399,769)	-	-	(947,532)	-	(110,211)	(208,216)	(208,216)	(208,216)	(208,216)	(208,216)	(208,216)	(208,216)	(208,216)	(208,216)	(208,216)
39907	39907-Oth Tang Prop - PC Software	-	-	-	-	(233,												

Division	utility_account	Actual Aug-12	Actual Sep-12	Actual Oct-12	Actual Nov-12	Actual Dec-12	Actual Jan-13	Actual Feb-13	Projected Mar-13	Projected Apr-13	Projected May-13	Projected Jun-13	Projected Jul-13	Projected Aug-13	Projected Sep-13	Projected Oct-13	Projected Nov-13
RWIP																	
	002 - Dallas Atmos Rate Division																
	012 - Call Center Division																
	091 - Brentwood Division																
	009 - Kentucky Division																
	002 - Dallas Atmos Rate Division																
	012 - Call Center Division																
	091 - Brentwood Division																
	009 - Kentucky Division																

Division	utility_account	Projected Dec-13	Projected Jan-14	Projected Feb-14	Projected Mar-14	Projected Apr-14	Projected May-14	Projected Jun-14	Projected Jul-14	Projected Aug-14	Projected Sep-14	Projected Oct-14	Projected Nov-14	Total
002 - Dallas Atmos Rate Division														
39000	39000-Structures & Improvements	-	-	-	-	-	-	-	-	-	-	-	-	-
39005	39005-G-Structures & Improvements	-	-	-	-	-	-	-	-	-	-	-	-	-
39009	39009-Improv. to Leased Premises	-	-	-	-	-	-	-	-	-	-	-	-	-
39100	39100-Office Furniture & Equipment	-	-	-	-	-	-	-	-	-	-	-	-	(1,308,959)
39102	39102-Remittance Processing Equipm	-	-	-	-	-	-	-	-	-	-	-	-	-
39103	39103-Office Furn. - Copiers & Type	-	-	-	-	-	-	-	-	-	-	-	-	-
39104	39104-G-Office Furniture & Equip.	-	-	-	-	-	-	-	-	-	-	-	-	-
39200	39200-Transportation Equipment	-	-	-	-	-	-	-	-	-	-	-	-	-
39300	39300-Stores Equipment	-	-	-	-	-	-	-	-	-	-	-	-	-
39400	39400-Tools, Shop, & Garage Equip.	-	-	-	-	-	-	-	-	-	-	-	-	-
39500	39500-Laboratory Equipment	-	-	-	-	-	-	-	-	-	-	-	-	-
39700	39700-Communication Equipment	-	-	-	-	-	-	-	-	-	-	-	-	-
39800	39800-Miscellaneous Equipment	-	-	-	-	-	-	-	-	-	-	-	-	-
39900	39900-Other Tangible Equipm	-	-	-	-	-	-	-	-	-	-	-	-	-
39901	39901-Oth Tang Prop - Servers - HW	-	-	-	-	-	-	-	-	-	-	-	-	(282,595)
39902	39902-Oth Tang Prop - Servers - SW	-	-	-	-	-	-	-	-	-	-	-	-	-
39903	39903-Oth Tang Prop - Network - HW	(13,741)	(13,741)	(13,741)	(13,741)	(13,741)	(13,741)	(13,741)	(13,741)	(13,741)	(13,741)	(13,741)	(13,741)	(384,752)
39904	39904-Oth Tang Prop - CPU	-	-	-	-	-	-	-	-	-	-	-	-	-
39905	39905-Oth Tang Prop - MF Hardware	-	-	-	-	-	-	-	-	-	-	-	-	-
39906	39906-Oth Tang Prop - PC Hardware	(30,842)	(30,842)	(30,842)	(30,842)	(30,842)	(30,842)	(30,842)	(30,842)	(30,842)	(30,842)	(30,842)	(30,842)	(863,569)
39907	39907-Oth Tang Prop - PC Software	(51,655)	(51,655)	(51,655)	(51,655)	(51,655)	(51,655)	(51,655)	(51,655)	(51,655)	(51,655)	(51,655)	(51,655)	(1,446,350)
39908	39908-Oth Tang Prop - Appl Software	(4,399)	(4,399)	(4,399)	(4,399)	(4,399)	(4,399)	(4,399)	(4,399)	(4,399)	(4,399)	(4,399)	(4,399)	(123,177)
39909	39909-Oth Tang Prop - Mainframe SW	-	-	-	-	-	-	-	-	-	-	-	-	-
39924	39924-Oth Tang Prop - Gen. Startup C	-	-	-	-	-	-	-	-	-	-	-	-	-
002 - Dallas Atmos Rate Division Total		(100,637)	(100,637)	(100,637)	(100,637)	(100,637)	(100,637)	(100,637)	(100,637)	(100,637)	(100,637)	(100,637)	(100,637)	(4,409,402)
012 - Call Center Division														
38900	38900-Land	-	-	-	-	-	-	-	-	-	-	-	-	-
38910	38910-CKV-Land & Land Rights	-	-	-	-	-	-	-	-	-	-	-	-	-
39000	39000-Structures & Improvements	-	-	-	-	-	-	-	-	-	-	-	-	-
39009	39009-Improv. to Leased Premises	-	-	-	-	-	-	-	-	-	-	-	-	-
39010	39010-CKV-Structures & Improvements	-	-	-	-	-	-	-	-	-	-	-	-	-
39100	39100-Office Furniture & Equipment	-	-	-	-	-	-	-	-	-	-	-	-	(118,856)
39700	39700-Communication Equipment	-	-	-	-	-	-	-	-	-	-	-	-	-
39710	39710-CKV-Communication Equipmen	-	-	-	-	-	-	-	-	-	-	-	-	-
39800	39800-Miscellaneous Equipment	-	-	-	-	-	-	-	-	-	-	-	-	-
39900	39900-Other Tangible Property	-	-	-	-	-	-	-	-	-	-	-	-	-
39901	39901-Oth Tang Prop - Servers - HW	-	-	-	-	-	-	-	-	-	-	-	-	(8,057,572)
39902	39902-Oth Tang Prop - Servers - SW	-	-	-	-	-	-	-	-	-	-	-	-	(6,295,020)
39903	39903-Oth Tang Prop - Network - HW	-	-	-	-	-	-	-	-	-	-	-	-	(13,871)
39908	39908-Oth Tang Prop - PC Hardware	-	-	-	-	-	-	-	-	-	-	-	-	(42,284)
39907	39907-Oth Tang Prop - PC Software	-	-	-	-	-	-	-	-	-	-	-	-	(3,860)
39908	39908-Oth Tang Prop - Appl Software	-	-	-	-	-	-	-	-	-	-	-	-	-
39910	39910-CKV-Other Tangible Property	(15,392)	(15,392)	(15,392)	(15,392)	(15,392)	(15,392)	(15,392)	(15,392)	(15,392)	(15,392)	(15,392)	(15,392)	(59,799,013)
39916	39916-CKV-Oth Tang Prop-PC Hardwa	-	-	-	-	-	-	-	-	-	-	-	-	-
39917	39917-CKV-Oth Tang Prop-PC Softwa	-	-	-	-	-	-	-	-	-	-	-	-	-
39924	39924-Oth Tang Prop - Gen. Startup C	-	-	-	-	-	-	-	-	-	-	-	-	(23,182,852)
012 - Call Center Division Total		(15,392)	(15,392)	(15,392)	(15,392)	(15,392)	(15,392)	(15,392)	(15,392)	(15,392)	(15,392)	(15,392)	(15,392)	(97,512,338)
091 - Brentwood Division														
30100	30100-Organization	-	-	-	-	-	-	-	-	-	-	-	-	-
30300	30300-Misc. Intangible Plant	-	-	-	-	-	-	-	-	-	-	-	-	-
39001	39001-Structures - Frame	-	-	-	-	-	-	-	-	-	-	-	-	-
39004	39004-Air Conditioning Equipment	-	-	-	-	-	-	-	-	-	-	-	-	-
39009	39009-Improv. to Leased Premises	-	-	-	-	-	-	-	-	-	-	-	-	-
39100	39100-Office Furniture & Equipment	-	-	-	-	-	-	-	-	-	-	-	-	-
39200	39200-Trans Equip- Group	-	-	-	-	-	-	-	-	-	-	-	-	-
39300	39300-Stores Equipment	-	-	-	-	-	-	-	-	-	-	-	-	-
39400	39400-Tools, Shop, & Garage Equip.	-	-	-	-	-	-	-	-	-	-	-	-	-
39600	39600-Power Operated Equipment	-	-	-	-	-	-	-	-	-	-	-	-	-
39700	39700-Communication Equipment	(13,133)	(13,133)	(13,133)	(13,133)	(13,133)	(13,133)	(13,133)	(13,133)	(2,352)	-	-	-	(317,545)
39800	39800-Miscellaneous Equipment	(33)	(33)	(33)	(33)	(33)	(33)	(33)	(33)	(33)	(33)	(33)	(33)	(927)
39900	39900-Other Tangible Property	-	-	-	-	-	-	-	-	-	-	-	-	-
39901	39901-Oth Tang Prop - Servers - HW	-	-	-	-	-	-	-	-	-	-	-	-	-
39902	39902-Oth Tang Prop - Servers - SW	-	-	-	-	-	-	-	-	-	-	-	-	-
39903	39903-Oth Tang Prop - Network - HW	(1,599)	(1,599)	(1,599)	(1,599)	(1,599)	(1,599)	(1,599)	(1,599)	(1,599)	(1,599)	(1,599)	(1,599)	(44,765)
39906	39906-Oth Tang Prop - PC Hardware	(90,064)	(90,064)	(90,064)	(90,064)	(90,064)	(90,064)	(90,064)	(90,064)	(90,064)	(90,064)	(90,064)	(90,064)	(2,521,801)
39907	39907-Oth Tang Prop - PC Software	-	-	-	-	-	-	-	-	-	-	-	-	(128,631)
39908	39908-Oth Tang Prop - Appl Software	-	-	-	-	-	-	-	-	-	-	-	-	(739,111)
091 - Brentwood Division Total		(104,829)	(104,829)	(104,829)	(104,829)	(104,829)	(104,829)	(104,829)	(104,829)	(94,048)	(91,696)	(91,636)	(91,636)	(3,752,780)

Division	utility_account	Projected Dec-13	Projected Jan-14	Projected Feb-14	Projected Mar-14	Projected Apr-14	Projected May-14	Projected Jun-14	Projected Jul-14	Projected Aug-14	Projected Sep-14	Projected Oct-14	Projected Nov-14	Total
009 - Kentucky Division														
30100	30100-Organization	-	-	-	-	-	-	-	-	-	-	-	-	-
30200	30200-Franchises & Consents	-	-	-	-	-	-	-	-	-	-	-	-	-
32520	32520-Producing Leaseholds	-	-	-	-	-	-	-	-	-	-	-	-	-
32540	32540-Rights-of-Way	-	-	-	-	-	-	-	-	-	-	-	-	-
33100	33100-Production Gas Wells Equipmer	-	-	-	-	-	-	-	-	-	-	-	-	-
33201	33201-Field Lines	-	-	-	-	-	-	-	-	-	-	-	-	-
33202	33202-Tributary Lines	-	-	-	-	-	-	-	-	-	-	-	-	-
33400	33400-Field Meas. & Reg. Sta. Equip	-	-	-	-	-	-	-	-	-	-	-	-	-
33500	33500-Purification Equipment	-	-	-	-	-	-	-	-	-	-	-	-	-
35010	35010-Land	-	-	-	-	-	-	-	-	-	-	-	-	-
35020	35020-Rights of Ways	-	-	-	-	-	-	-	-	-	-	-	-	-
35100	35100-Structures & Improvements	-	-	-	-	-	-	-	-	-	-	-	-	-
35102	35102-Compressor Station Equipment	-	-	-	-	-	-	-	-	-	-	-	-	-
35103	35103-Meas. & Reg. Sta. Structures	-	-	-	-	-	-	-	-	-	-	-	-	-
35104	35104-Other Structures	-	-	-	-	-	-	-	-	-	-	-	-	-
35200	35200-Well	-	-	-	-	-	-	-	-	-	-	-	-	-
35201	35201-Well Construction	(23,942)	(23,942)	(23,942)	(23,942)	(23,942)	(23,942)	(23,942)	(23,942)	(23,942)	(23,942)	(23,942)	(23,942)	(670,387)
35202	35202-Well Equipment	-	-	-	-	-	-	-	-	-	-	-	-	-
35203	35203-Custion Gias	-	-	-	-	-	-	-	-	-	-	-	-	-
35210	35210-Lesseholds	-	-	-	-	-	-	-	-	-	-	-	-	-
35211	35211-Storage Rights	-	-	-	-	-	-	-	-	-	-	-	-	-
35301	35301-Field Lines	-	-	-	-	-	-	-	-	-	-	-	-	-
35302	35302-Tributary Lines	-	-	-	-	-	-	-	-	-	-	-	-	-
35400	35400-Compressor Station Equipment	-	-	-	-	-	-	-	-	-	-	-	-	-
35500	35500-Meas. & Reg. Equipment	-	-	-	-	-	-	-	-	-	-	-	-	-
35500	35500-Purification Equipment	-	-	-	-	-	-	-	-	-	-	-	-	-
36510	36510-Land & Land Rights	-	-	-	-	-	-	-	-	-	-	-	-	-
36520	36520-Rights-Of-Way	-	-	-	-	-	-	-	-	-	-	-	-	-
36502	36502-Structures & Improvements	-	-	-	-	-	-	-	-	-	-	-	-	-
36803	36803-Other Structures	-	-	-	-	-	-	-	-	-	-	-	-	-
36700	36700-Mains - Cathodic Protection	-	-	-	-	-	-	-	-	-	-	-	-	-
36701	36701-Mains - Steel	(48,000)	(48,000)	(48,000)	(48,000)	(48,000)	(48,000)	(48,000)	(48,000)	(48,000)	(48,000)	(48,000)	(48,000)	(1,343,987)
36800	36800-Meas. & Reg. Sta. Equipment	-	-	-	-	-	-	-	-	-	-	-	-	-
36801	36801-Meas. & Reg. Sta. Equipment	(134)	(134)	(134)	(134)	(134)	(134)	(134)	(134)	(134)	(134)	(134)	(134)	(3,747)
37400	37400-Land & Land Rights	-	-	-	-	-	-	-	-	-	-	-	-	-
37401	37401-Land	-	-	-	-	-	-	-	-	-	-	-	-	-
37402	37402-Land Rights	-	-	-	-	-	-	-	-	-	-	-	-	-
37403	37403-Land Other	-	-	-	-	-	-	-	-	-	-	-	-	-
37500	37500-Structures & Improvements	-	-	-	-	-	-	-	-	-	-	-	-	-
37501	37501-Structures & Improvements T.B	-	-	-	-	-	-	-	-	-	-	-	-	-
37502	37502-Land Rights	-	-	-	-	-	-	-	-	-	-	-	-	-
37503	37503-Improvements	-	-	-	-	-	-	-	-	-	-	-	-	-
37600	37600-Mains - Cathodic Protection	(5,488)	(5,488)	(5,488)	(5,488)	(5,488)	(5,488)	(5,488)	(5,488)	(5,488)	(5,488)	(5,488)	(5,488)	(153,609)
37601	37601-Mains - Steel	(108,449)	(108,449)	(108,449)	(108,449)	(108,449)	(108,449)	(108,449)	(108,449)	(108,449)	(108,449)	(108,449)	(108,449)	(3,036,563)
37602	37602-Mains - Plastic	(30,003)	(30,003)	(30,003)	(30,003)	(30,003)	(30,003)	(30,003)	(30,003)	(30,003)	(30,003)	(30,003)	(30,003)	(840,071)
37800	37800-Meas. & Reg. Sta. Eq-General	(2,146)	(2,146)	(2,146)	(2,146)	(2,146)	(2,146)	(2,146)	(2,146)	(2,146)	(2,146)	(2,146)	(2,146)	(60,059)
37900	37900-Meas. & Reg. - City Gate	-	-	-	-	-	-	-	-	-	-	-	-	-
37905	37905-Meas. & Reg. Sta. Equip T.B.	(1,383)	(1,383)	(1,383)	(1,383)	(1,383)	(1,383)	(1,383)	(1,383)	(1,383)	(1,383)	(1,383)	(1,383)	(38,724)
38000	38000-Services	(131,867)	(131,867)	(131,867)	(131,867)	(131,867)	(131,867)	(131,867)	(131,867)	(131,867)	(131,867)	(131,867)	(131,867)	(3,692,267)
38100	38100-Meters	-	-	-	-	-	-	-	-	-	-	-	-	-
38200	38200-Meter Installations	(30,295)	(30,295)	(30,295)	(30,295)	(30,295)	(30,295)	(30,295)	(30,295)	(30,295)	(30,295)	(30,295)	(30,295)	(848,279)
38300	38300-House Regulators	-	-	-	-	-	-	-	-	-	-	-	-	-
38400	38400-House Reg. Installations	-	-	-	-	-	-	-	-	-	-	-	-	-
38500	38500-Ind. Meas. & Reg. Sta. Equip	(893)	(893)	(893)	(893)	(893)	(893)	(893)	(893)	(893)	(893)	(893)	(893)	(25,000)
38900	38900-Land & Land Rights	-	-	-	-	-	-	-	-	-	-	-	-	-
39000	39000-Structures & Improvements	-	-	-	-	-	-	-	-	-	-	-	-	-
39002	39002-Structures - Brick	-	-	-	-	-	-	-	-	-	-	-	-	-
39003	39003-Improvements	-	-	-	-	-	-	-	-	-	-	-	-	-
39004	39004-Air Conditioning Equipment	-	-	-	-	-	-	-	-	-	-	-	-	-
39009	39009-Improv. to Leased Premises	-	-	-	-	-	-	-	-	-	-	-	-	-
39100	39100-Office Furniture & Equipment	(384)	(384)	(384)	(384)	(384)	(384)	(384)	(384)	(384)	(384)	(384)	(384)	(10,756)
39103	39103-Office Furn. - Copiers & Type	-	-	-	-	-	-	-	-	-	-	-	-	-
39200	39200-Transportation Equipment	-	-	-	-	-	-	-	-	-	-	-	-	-
39201	39201-W/KG Trucks	-	-	-	-	-	-	-	-	-	-	-	-	-
39202	39202-W/KG Trailers	-	-	-	-	-	-	-	-	-	-	-	-	-
39400	39400-Tools, Shop, & Garage Equip.	(1,850)	(1,850)	(1,850)	(1,850)	(1,850)	(1,850)	(1,850)	(1,850)	(1,850)	(1,850)	(1,850)	(1,850)	(51,800)
39603	39603-Ditchers	-	-	-	-	-	-	-	-	-	-	-	-	-
39604	39604-Backhoes	-	-	-	-	-	-	-	-	-	-	-	-	-
39605	39605-Welders	-	-	-	-	-	-	-	-	-	-	-	-	-
39700	39700-Communication Equipment	(63)	(63)	(63)	(63)	(63)	(63)	(63)	(63)	(63)	(63)	(63)	(63)	(1,764)
39701	39701-Comm. Equip. - Mobile Radios	-	-	-	-	-	-	-	-	-	-	-	-	-
39702	39702-Comm. Equip. - Fixed Radios	-	-	-	-	-	-	-	-	-	-	-	-	-
39705	39705-Comm. Equip. - Telemetry	-	-	-	-	-	-	-	-	-	-	-	-	-
39800	39800-Miscellaneous Equipment	(46,165)	(46,165)	(46,165)	(46,165)	(46,165)	(46,165)	(46,165)	(46,165)	(46,165)	(46,165)	(46,165)	(46,165)	(1,292,609)
39901	39901-Oth Tang Prop - Servers - HW	-	-	-	-	-	-	-	-	-	-	-	-	-
39902	39902-Oth Tang Prop - Servers - SW	(1,814)	(1,814)	(1,814)	(1,814)	(1,814)	(1,814)	(1,814)	(1,814)	(1,814)	(1,814)	(1,814)	(1,814)	(50,790)
39903	39903-Oth Tang Prop - Network - HW	-	-	-	-	-	-	-	-	-	-	-	-	(511,781)
39906	39906-Oth Tang Prop - PC Hardware	(208,216)	(208,216)	(208,216)	(208,216)	(89,648)	(24,020)	(35,513)	(31,283)	(27,263)	(17,968)	(19,113)	(24,913)	(4,434,041)
39907	39907-Oth Tang Prop - PC Software	-	-	-	-	-	-	-	-	-	-	-	-	(247,331)
39908	39908-Oth Tang Prop - Appl Software	-	-	-	-	-	-	-	-	-	-	-	-	(411,710)
AR 15 general plant amortization														
009 - Kentucky Division Total		(641,089)	(641,089)	(641,089)	(641,089)	(622,521)	(456,833)	(468,386)	(464,156)	(460,136)	(450,841)	(451,996)	(457,786)	(17,725,317)
Grand Total		(861,949)	(861,949)	(861,949)	(861,949)	(743,380)	(577,752)	(689,245)	(685,015)	(670,214)	(658,567)	(655,712)	(665,512)	(123,399,838)

Division	utility_account	Projected Dec-13	Projected Jan-14	Projected Feb-14	Projected Mar-14	Projected Apr-14	Projected May-14	Projected Jun-14	Projected Jul-14	Projected Aug-14	Projected Sep-14	Projected Oct-14	Projected Nov-14	Total
RWIP														
	002 - Dallas Atmos Rate Division													
	012 - Call Center Division													
	091 - Brentwood Division													
	009 - Kentucky Division													
	002 - Dallas Atmos Rate Division													
	012 - Call Center Division													
	091 - Brentwood Division													
	009 - Kentucky Division													

		Transfer / Adjust															
		Actual	Actual	Actual	Actual	Actual	Actual	Projected	Projected	Projected	Projected	Projected	Projected	Projected	Projected		
Division	utility_account	Aug-12	Sep-12	Oct-12	Nov-12	Dec-12	Jan-13	Feb-13	Mar-13	Apr-13	May-13	Jun-13	Jul-13	Aug-13	Sep-13	Oct-13	Nov-13
002 - Dallas Atmos Rate Division																	
	39000 39000-Structures & Improvements	-	-	-	-	-	-	-	-	-	-	-	-	-	-	-	-
	39005 39005-G-Structures & Improvements	-	-	-	-	-	-	-	-	-	-	-	-	-	-	-	-
	39009 39009-Improv. to Leased Premises	-	-	-	-	-	-	-	-	-	-	-	-	-	-	-	-
	39100 39100-Office Furniture & Equipment	-	-	-	-	-	-	-	-	-	-	-	-	-	-	-	-
	39102 39102-Remittance Processing Equipm	-	-	-	-	-	-	-	-	-	-	-	-	-	-	-	-
	39103 39103-Office Furn. - Copiers & Type	-	-	-	-	-	-	-	-	-	-	-	-	-	-	-	-
	39104 39104-G-Office Furniture & Equip.	-	-	-	-	-	-	-	-	-	-	-	-	-	-	-	-
	39200 39200-Transportation Equipment	-	-	-	-	-	-	-	-	-	-	-	-	-	-	-	-
	39300 39300-Stores Equipment	-	-	-	-	-	-	-	-	-	-	-	-	-	-	-	-
	39400 39400-Tools, Shop, & Garage Equip.	-	-	-	-	-	-	-	-	-	-	-	-	-	-	-	-
	39500 39500-Laboratory Equipment	-	-	-	-	-	-	-	-	-	-	-	-	-	-	-	-
	39700 39700-Communication Equipment	-	-	-	-	-	-	-	-	-	-	-	-	-	-	-	-
	39800 39800-Miscellaneous Equipment	-	-	-	-	-	-	-	-	-	-	-	-	-	-	-	-
	39900 39900-Other Tangible Equipm	-	-	-	-	-	-	-	-	-	-	-	-	-	-	-	-
	39901 39901-Oth Tang Prop - Servers - HW	-	-	-	-	-	-	-	-	-	-	-	-	-	-	-	-
	39902 39902-Oth Tang Prop - Servers - SW	-	-	-	-	-	-	-	-	-	-	-	-	-	-	-	-
	39903 39903-Oth Tang Prop - Network - HW	-	-	-	-	-	-	-	-	-	-	-	-	-	-	-	-
	39904 39904-Oth Tang Prop - CPU	-	-	-	-	-	-	-	-	-	-	-	-	-	-	-	-
	39905 39905-Oth Tang Prop - MF Hardware	-	-	-	-	-	-	-	-	-	-	-	-	-	-	-	-
	39906 39906-Oth Tang Prop - PC Hardware	-	-	-	-	(400)	-	-	-	-	-	-	-	-	-	-	-
	39907 39907-Oth Tang Prop - PC Software	-	-	-	-	-	-	-	-	-	-	-	-	-	-	-	-
	39908 39908-Oth Tang Prop - Appl Software	-	-	-	-	(3,275)	-	-	-	-	-	-	-	-	-	-	-
	39909 39909-Oth Tang Prop - Mainframe SW	-	-	-	-	-	-	-	-	-	-	-	-	-	-	-	-
	39924 39924-Oth Tang Prop - Gen. Startup C	-	-	-	-	-	-	-	-	-	-	-	-	-	-	-	-
002 - Dallas Atmos Rate Division Total		-	-	-	-	(3,673)	-	-	-	-	-	-	-	-	-	-	-
012 - Call Center Division																	
	38900 38900-Land	-	-	-	-	-	-	-	-	-	-	-	-	-	-	-	-
	38910 38910-CKV-Land & Land Rights	-	-	-	-	-	-	-	-	-	-	-	-	-	-	-	-
	39000 39000-Structures & Improvements	-	-	-	-	-	-	-	-	-	-	-	-	-	-	-	-
	39009 39009-Improv. to Leased Premises	-	-	-	-	-	-	-	-	-	-	-	-	-	-	-	-
	39010 39010-CKV-Structures & Improvement	-	-	-	-	-	-	-	-	-	-	-	-	-	-	-	-
	39100 39100-Office Furniture & Equipment	-	-	-	-	-	-	-	-	-	-	-	-	-	-	-	-
	39700 39700-Communication Equipment	-	-	-	-	-	-	-	-	-	-	-	-	-	-	-	-
	39710 39710-CKV-Communication Equipmen	-	-	-	-	-	-	-	-	-	-	-	-	-	-	-	-
	39800 39800-Miscellaneous Equipment	-	-	-	-	-	-	-	-	-	-	-	-	-	-	-	-
	39900 39900-Other Tangible Property	-	-	-	-	-	-	-	-	-	-	-	-	-	-	-	-
	39901 39901-Oth Tang Prop - Servers - HW	-	-	-	-	-	-	-	-	-	-	-	-	-	-	-	-
	39902 39902-Oth Tang Prop - Servers - SW	-	-	-	-	-	-	-	-	-	-	-	-	-	-	-	-
	39903 39903-Oth Tang Prop - Network - HW	-	-	-	-	-	-	-	-	-	-	-	-	-	-	-	-
	39906 39906-Oth Tang Prop - PC Hardware	-	-	-	-	400	-	-	-	-	-	-	-	-	-	-	-
	39907 39907-Oth Tang Prop - PC Software	-	-	-	-	-	-	-	-	-	-	-	-	-	-	-	-
	39908 39908-Oth Tang Prop - Appl Software	-	-	-	-	3,273	-	-	-	-	-	-	-	-	-	-	-
	39910 39910-CKV-Other Tangible Property	-	-	-	-	-	-	-	-	-	-	-	-	-	-	-	-
	39916 39916-CKV-Oth Tang Prop-PC Hardwa	-	-	-	-	-	-	-	-	-	-	-	-	-	-	-	-
	39917 39917-CKV-Oth Tang Prop-PC Softwa	-	-	-	-	-	-	-	-	-	-	-	-	-	-	-	-
	39924 39924-Oth Tang Prop - Gen. Startup C	-	-	-	-	-	-	-	-	-	-	-	-	-	-	-	-
012 - Call Center Division Total		-	-	-	-	3,673	-	-	-	-	-	-	-	-	-	-	-
091 - Brentwood Division																	
	30100 30100-Organization	-	-	-	-	-	-	-	-	-	-	-	-	-	-	-	-
	30300 30300-Misc. Intangible Plant	-	-	-	-	-	-	-	-	-	-	-	-	-	-	-	-
	39001 39001-Structures - Frame	-	-	-	-	-	-	-	-	-	-	-	-	-	-	-	-
	39004 39004-Air Conditioning Equipment	-	-	-	-	-	-	-	-	-	-	-	-	-	-	-	-
	39009 39009-Improv. to Leased Premises	-	-	-	-	-	-	-	-	-	-	-	-	-	-	-	-
	39100 39100-Office Furniture & Equipment	-	-	-	-	-	-	(589)	-	-	-	-	-	-	-	-	-
	39200 39200-Trans Equip- Group	-	-	-	-	-	-	-	-	-	-	-	-	-	-	-	-
	39300 39300-Stores Equipment	-	-	-	-	-	-	-	-	-	-	-	-	-	-	-	-
	39400 39400-Tools, Shop, & Garage Equip.	-	-	-	-	-	-	-	-	-	-	-	-	-	-	-	-
	39600 39600-Power Operated Equipment	-	-	-	-	-	-	-	-	-	-	-	-	-	-	-	-
	39700 39700-Communication Equipment	-	-	-	-	-	-	-	-	-	-	-	-	-	-	-	-
	39800 39800-Miscellaneous Equipment	-	-	-	-	-	-	-	-	-	-	-	-	-	-	-	-
	39900 39900-Other Tangible Property	-	-	-	-	-	-	-	-	-	-	-	-	-	-	-	-
	39901 39901-Oth Tang Prop - Servers - HW	-	-	-	-	-	-	-	-	-	-	-	-	-	-	-	-
	39902 39902-Oth Tang Prop - Servers - SW	-	-	-	-	-	-	-	-	-	-	-	-	-	-	-	-
	39903 39903-Oth Tang Prop - Network - HW	-	-	-	-	-	-	-	-	-	-	-	-	-	-	-	-
	39906 39906-Oth Tang Prop - PC Hardware	-	-	-	-	-	-	-	-	-	-	-	-	-	-	-	-
	39907 39907-Oth Tang Prop - PC Software	-	-	-	-	-	-	-	-	-	-	-	-	-	-	-	-
	39908 39908-Oth Tang Prop - Appl Software	-	-	-	-	-	-	-	-	-	-	-	-	-	-	-	-
091 - Brentwood Division Total		-	-	-	-	-	-	(688)	-	-	-	-	-	-	-	-	-

Division	Utility_Account	Actual Aug-12	Actual Sep-12	Actual Oct-12	Actual Nov-12	Actual Dec-12	Actual Jan-13	Actual Feb-13	Projected Mar-13	Projected Apr-13	Projected May-13	Projected Jun-13	Projected Jul-13	Projected Aug-13	Projected Sep-13	Projected Oct-13	Projected Nov-13	
009 - Kentucky Division																		
30100	30100-Organization	-	-	-	-	-	-	-	-	-	-	-	-	-	-	-	-	
30200	30200-Franchises & Consents	-	-	-	-	-	-	-	-	-	-	-	-	-	-	-	-	
32520	32520-Producing Leaseholds	-	-	-	-	-	-	-	-	-	-	-	-	-	-	-	-	
32640	32640-Rights-of-Way	-	-	-	-	-	-	-	-	-	-	-	-	-	-	-	-	
33100	33100-Production Gas Wells Equipmet	-	-	-	-	-	-	-	-	-	-	-	-	-	-	-	-	
33201	33201-Field Lines	-	-	-	-	-	-	-	-	-	-	-	-	-	-	-	-	
33202	33202-Tributary Lines	-	-	-	-	-	-	-	-	-	-	-	-	-	-	-	-	
33400	33400-Field Meas. & Reg. Sta. Equip	-	-	-	-	-	-	-	-	-	-	-	-	-	-	-	-	
33600	33600-Purification Equipment	-	-	-	-	-	-	-	-	-	-	-	-	-	-	-	-	
35010	35010-Land	-	-	-	-	-	-	-	-	-	-	-	-	-	-	-	-	
35020	35020-Rights of Ways	-	-	-	-	-	-	-	-	-	-	-	-	-	-	-	-	
35100	35100-Structures & Improvements	-	-	-	-	-	-	-	-	-	-	-	-	-	-	-	-	
35102	35102-Compressor Station Equipment	-	-	-	-	-	-	-	-	-	-	-	-	-	-	-	-	
35103	35103-Meas. & Reg. Sta. Structures	-	-	-	-	-	-	-	-	-	-	-	-	-	-	-	-	
35104	35104-Other Structures	-	-	-	-	-	-	-	-	-	-	-	-	-	-	-	-	
35200	35200-Wells	-	-	-	-	-	-	-	-	-	-	-	-	-	-	-	-	
35201	35201-Well Construction	-	-	-	-	-	-	-	-	-	-	-	-	-	-	-	-	
35202	35202-Well Equipment	-	-	-	-	-	-	-	-	-	-	-	-	-	-	-	-	
35203	35203-Cushion Gas	-	-	-	-	-	-	-	-	-	-	-	-	-	-	-	-	
35210	35210-Leaseholds	-	-	-	-	-	-	-	-	-	-	-	-	-	-	-	-	
35211	35211-Storage Rights	-	-	-	-	-	-	-	-	-	-	-	-	-	-	-	-	
35301	35301-Field Lines	-	-	-	-	-	-	-	-	-	-	-	-	-	-	-	-	
35302	35302-Tributary Lines	-	-	-	-	-	-	-	-	-	-	-	-	-	-	-	-	
35400	35400-Compressor Station Equipment	-	-	-	-	-	-	-	-	-	-	-	-	-	-	-	-	
35500	35500-Meas. & Reg. Equipment	-	-	-	-	-	-	-	-	-	-	-	-	-	-	-	-	
35600	35600-Purification Equipment	-	-	-	-	-	-	-	-	-	-	-	-	-	-	-	-	
36510	36510-Land & Land Rights	-	-	-	-	-	-	-	-	-	-	-	-	-	-	-	-	
36520	36520-Rights-Of-Way	-	-	-	-	-	-	-	-	-	-	-	-	-	-	-	-	
36522	36522-Structures & Improvements	-	-	-	-	-	-	-	-	-	-	-	-	-	-	-	-	
36603	36603-Other Structures	-	-	-	-	-	-	-	-	-	-	-	-	-	-	-	-	
36700	36700-Mains - Cathodic Protection	-	-	-	-	-	-	-	-	-	-	-	-	-	-	-	-	
36701	36701-Mains - Steel	-	-	-	-	-	-	-	-	-	-	-	-	-	-	-	-	
36900	36900-Meas. & Reg. Sta. Equipment	-	-	-	-	-	-	-	-	-	-	-	-	-	-	-	-	
36901	36901-Meas. & Reg. Sta. Equipment	-	-	-	-	-	-	-	-	-	-	-	-	-	-	-	-	
37400	37400-Land & Land Rights	-	-	-	-	-	-	-	-	-	-	-	-	-	-	-	-	
37401	37401-Land	-	-	-	-	-	-	-	-	-	-	-	-	-	-	-	-	
37402	37402-Land Rights	-	-	-	-	-	-	-	-	-	-	-	-	-	-	-	-	
37403	37403-Land Other	-	-	-	-	-	-	-	-	-	-	-	-	-	-	-	-	
37500	37500-Structures & Improvements	-	-	-	-	-	-	-	-	-	-	-	-	-	-	-	-	
37501	37501-Structures & Improvements T.B	-	-	-	-	-	-	-	-	-	-	-	-	-	-	-	-	
37502	37502-Land Rights	-	-	-	-	-	-	-	-	-	-	-	-	-	-	-	-	
37503	37503-Improvements	-	-	-	-	-	-	-	-	-	-	-	-	-	-	-	-	
37600	37600-Mains - Cathodic Protection	-	-	-	-	-	-	-	-	-	-	-	-	-	-	-	-	
37601	37601-Mains - Steel	-	-	-	-	-	-	-	-	-	-	-	-	-	-	-	-	
37602	37602-Mains - Plastic	-	-	-	-	-	-	-	-	-	-	-	-	-	-	-	-	
37800	37800-Meas. & Reg. Sta. Eq-General	-	-	-	-	-	-	-	-	-	-	-	-	-	-	-	-	
37900	37900-Meas. & Reg. - City Gate	-	-	-	-	-	-	-	-	-	-	-	-	-	-	-	-	
37905	37905-Meas. & Reg. Sta. Equip T.B.	-	-	-	-	-	-	-	-	-	-	-	-	-	-	-	-	
38000	38000-Spec/ice	-	-	-	-	-	-	-	-	-	-	-	-	-	-	-	-	
38100	38100-Meters	-	-	-	-	-	-	-	-	-	-	-	-	-	-	-	-	
38200	38200-Meter Installations	-	-	-	-	-	-	-	-	-	-	-	-	-	-	-	-	
38300	38300-House Regulators	-	-	-	-	-	-	-	-	-	-	-	-	-	-	-	-	
38400	38400-House Reg. Installations	-	-	-	-	-	-	-	-	-	-	-	-	-	-	-	-	
38500	38500-Ind. Meas. & Reg. Sta. Equip	-	-	-	-	-	-	-	-	-	-	-	-	-	-	-	-	
38900	38900-Land & Land Rights	-	-	-	-	-	-	-	-	-	-	-	-	-	-	-	-	
39000	39000-Structures & Improvements	-	-	-	-	-	-	-	-	-	-	-	-	-	-	-	-	
39002	39002-Structures - Brick	-	-	-	-	-	-	-	-	-	-	-	-	-	-	-	-	
39003	39003-Improvements	-	-	-	-	-	-	-	-	-	-	-	-	-	-	-	-	
39004	39004-Air Conditioning Equipment	-	-	-	-	-	-	-	-	-	-	-	-	-	-	-	-	
39009	39009-Improv. to Leased Premises	-	-	-	-	-	-	-	-	-	-	-	-	-	-	-	-	
39100	39100-Office Furniture & Equipment	-	-	-	-	-	-	-	-	-	-	-	-	-	-	-	-	
39103	39103-Office Fum. - Copiers & Type	-	-	-	-	-	-	-	-	-	-	-	-	-	-	-	-	
39200	39200-Transportation Equipment	-	-	-	-	-	-	-	-	-	-	-	-	-	-	-	-	
39201	39201-W/KG Trucks	-	-	-	-	-	-	-	-	-	-	-	-	-	-	-	-	
39202	39202-W/KG Trailers	-	-	-	-	-	-	-	-	-	-	-	-	-	-	-	-	
39400	39400-Tools, Shop, & Garage Equip.	-	-	-	-	-	-	-	-	-	-	-	-	-	-	-	-	
39603	39603-Ditchers	-	-	-	-	-	-	-	-	-	-	-	-	-	-	-	-	
39604	39604-Backhoes	-	-	-	-	-	-	-	-	-	-	-	-	-	-	-	-	
39605	39605-Welders	-	-	-	-	-	-	-	-	-	-	-	-	-	-	-	-	
39700	39700-Communication Equipment	-	-	-	-	-	-	-	-	-	-	-	-	-	-	-	-	
39701	39701-Comm. Equip. - Mobile Radios	-	-	-	-	-	-	-	-	-	-	-	-	-	-	-	-	
39702	39702-Comm. Equip. - Fixed Radios	-	-	-	-	-	-	-	-	-	-	-	-	-	-	-	-	
39705	39705-Comm. Equip. - Telemetering	-	-	-	-	-	-	-	-	-	-	-	-	-	-	-	-	
39800	39800-Miscellaneous Equipment	-	-	-	-	-	-	-	-	-	-	-	-	-	-	-	-	
39901	39901-Oth Tang Prop - Servers - HW	-	-	-	-	-	-	-	-	-	-	-	-	-	-	-	-	
39902	39902-Oth Tang Prop - Servers - SW	-	-	-	-	-	-	-	-	-	-	-	-	-	-	-	-	
39903	39903-Oth Tang Prop - Network - HW	-	-	-	-	-	-	-	-	-	-	-	-	-	-	-	-	
39905	39905-Oth Tang Prop - PC Hardware	-	-	-	-	-	-	-	-	-	-	-	-	-	-	-	-	
39907	39907-Oth Tang Prop - PC Software	-	-	-	-	-	-	-	-	-	-	-	-	-	-	-	-	
39908	39908-Oth Tang Prop - Appl Software	-	-	-	-	-	-	-	-	-	-	-	-	-	-	-	-	
AR 15 general plant amortization																		
009 - Kentucky Division Total																		
								(898)										
Grand Total																		

Reserve

Division	Actual	Actual	Actual	Actual	Actual	Actual	Actual	Actual	Actual	Projected	Projected	Projected	Projected	Projected	Projected	
RWIP	Aug-12	Sep-12	Oct-12	Nov-12	Dec-12	Jan-13	Feb-13	Mar-13	Apr-13	May-13	Jun-13	Jul-13	Aug-13	Sep-13	Oct-13	Nov-13
002 - Dallas Atmos Rate Division																
012 - Call Center Division																
001 - Brentwood Division																
009 - Kentucky Division																
032 - Dallas Atmos Rate Division																
012 - Call Center Division																
001 - Brentwood Division																
009 - Kentucky Division																

002 - Dallas Atmos Rate Division
 012 - Call Center Division
 001 - Brentwood Division
 009 - Kentucky Division
 032 - Dallas Atmos Rate Division
 012 - Call Center Division
 001 - Brentwood Division
 009 - Kentucky Division

Division	utility_account	Projected Dec-13	Projected Jan-14	Projected Feb-14	Projected Mar-14	Projected Apr-14	Projected May-14	Projected Jun-14	Projected Jul-14	Projected Aug-14	Projected Sep-14	Projected Oct-14	Projected Nov-14	Total
002 - Dallas Atmos Rate Division														
39000	39000-Structures & Improvements	-	-	-	-	-	-	-	-	-	-	-	-	-
39005	39005-G-Structures & Improvements	-	-	-	-	-	-	-	-	-	-	-	-	-
39009	39009-Improv. to Leased Premises	-	-	-	-	-	-	-	-	-	-	-	-	-
39100	39100-Office Furniture & Equipment	-	-	-	-	-	-	-	-	-	-	-	-	-
39102	39102-Remittance Processing Equipm	-	-	-	-	-	-	-	-	-	-	-	-	-
39103	39103-Office Furn. - Copiers & Type	-	-	-	-	-	-	-	-	-	-	-	-	-
39104	39104-G-Office Furniture & Equip.	-	-	-	-	-	-	-	-	-	-	-	-	-
39200	39200-Transportation Equipment	-	-	-	-	-	-	-	-	-	-	-	-	-
39300	39300-Stores Equipment	-	-	-	-	-	-	-	-	-	-	-	-	-
39400	39400-Tools, Shop, & Garage Equip.	-	-	-	-	-	-	-	-	-	-	-	-	-
39500	39500-Laboratory Equipment	-	-	-	-	-	-	-	-	-	-	-	-	-
39700	39700-Communication Equipment	-	-	-	-	-	-	-	-	-	-	-	-	-
39600	39600-Miscellaneous Equipment	-	-	-	-	-	-	-	-	-	-	-	-	-
39900	39900-Other Tangible Equipm	-	-	-	-	-	-	-	-	-	-	-	-	-
39901	39901-Oth Tang Prop - Servers - HW	-	-	-	-	-	-	-	-	-	-	-	-	-
39902	39902-Oth Tang Prop - Servers - SW	-	-	-	-	-	-	-	-	-	-	-	-	-
39903	39903-Oth Tang Prop - Network - HW	-	-	-	-	-	-	-	-	-	-	-	-	-
39904	39904-Oth Tang Prop - CPU	-	-	-	-	-	-	-	-	-	-	-	-	-
39905	39905-Oth Tang Prop - MF Hardware	-	-	-	-	-	-	-	-	-	-	-	-	-
39906	39906-Oth Tang Prop - PC Hardware	-	-	-	-	-	-	-	-	-	-	-	-	(400)
39907	39907-Oth Tang Prop - PC Software	-	-	-	-	-	-	-	-	-	-	-	-	-
39908	39908-Oth Tang Prop - Appl Software	-	-	-	-	-	-	-	-	-	-	-	-	(3,273)
39909	39909-Oth Tang Prop - Mainframe SW	-	-	-	-	-	-	-	-	-	-	-	-	-
39924	39924-Oth Tang Prop - Gen. Stanup C	-	-	-	-	-	-	-	-	-	-	-	-	-
002 - Dallas Atmos Rate Division Total														(3,673)
012 - Call Center Division														
38900	38900-Land	-	-	-	-	-	-	-	-	-	-	-	-	-
38910	38910-CKV-Land & Land Rights	-	-	-	-	-	-	-	-	-	-	-	-	-
39000	39000-Structures & Improvements	-	-	-	-	-	-	-	-	-	-	-	-	-
39009	39009-Improv. to Leased Premises	-	-	-	-	-	-	-	-	-	-	-	-	-
39010	39010-CKV-Structures & Improvements	-	-	-	-	-	-	-	-	-	-	-	-	-
39100	39100-Office Furniture & Equipment	-	-	-	-	-	-	-	-	-	-	-	-	-
39700	39700-Communication Equipment	-	-	-	-	-	-	-	-	-	-	-	-	-
39710	39710-CKV-Communication Equipmen	-	-	-	-	-	-	-	-	-	-	-	-	-
39800	39800-Miscellaneous Equipment	-	-	-	-	-	-	-	-	-	-	-	-	-
39900	39900-Other Tangible Property	-	-	-	-	-	-	-	-	-	-	-	-	-
39901	39901-Oth Tang Prop - Servers - HW	-	-	-	-	-	-	-	-	-	-	-	-	-
39902	39902-Oth Tang Prop - Servers - SW	-	-	-	-	-	-	-	-	-	-	-	-	-
39903	39903-Oth Tang Prop - Network - HW	-	-	-	-	-	-	-	-	-	-	-	-	-
39906	39906-Oth Tang Prop - PC Hardware	-	-	-	-	-	-	-	-	-	-	-	-	400
39907	39907-Oth Tang Prop - PC Software	-	-	-	-	-	-	-	-	-	-	-	-	-
39908	39908-Oth Tang Prop - Appl Software	-	-	-	-	-	-	-	-	-	-	-	-	3,273
39910	39910-CKV-Other Tangible Property	-	-	-	-	-	-	-	-	-	-	-	-	-
39916	39916-CKV-Oth Tang Prop-PC Hardwa	-	-	-	-	-	-	-	-	-	-	-	-	-
39917	39917-CKV-Oth Tang Prop-PC Softwar	-	-	-	-	-	-	-	-	-	-	-	-	-
39924	39924-Oth Tang Prop - Gen. Stanup C	-	-	-	-	-	-	-	-	-	-	-	-	-
012 - Call Center Division Total														3,673
091 - Brentwood Division														
30100	30100-Organization	-	-	-	-	-	-	-	-	-	-	-	-	-
30300	30300-Misc. Intangible Plant	-	-	-	-	-	-	-	-	-	-	-	-	-
39001	39001-Structures - Frame	-	-	-	-	-	-	-	-	-	-	-	-	-
39004	39004-Air Conditioning Equipment	-	-	-	-	-	-	-	-	-	-	-	-	-
39009	39009-Improv. to Leased Premises	-	-	-	-	-	-	-	-	-	-	-	-	-
39100	39100-Office Furniture & Equipment	-	-	-	-	-	-	-	-	-	-	-	-	(998)
39200	39200-Trans Equip- Group	-	-	-	-	-	-	-	-	-	-	-	-	-
39300	39300-Stores Equipment	-	-	-	-	-	-	-	-	-	-	-	-	-
39400	39400-Tools, Shop, & Garage Equip.	-	-	-	-	-	-	-	-	-	-	-	-	-
39500	39500-Power Operated Equipment	-	-	-	-	-	-	-	-	-	-	-	-	-
39700	39700-Communication Equipment	-	-	-	-	-	-	-	-	-	-	-	-	-
39800	39800-Miscellaneous Equipment	-	-	-	-	-	-	-	-	-	-	-	-	-
39900	39900-Other Tangible Property	-	-	-	-	-	-	-	-	-	-	-	-	-
39901	39901-Oth Tang Prop - Servers - HW	-	-	-	-	-	-	-	-	-	-	-	-	-
39902	39902-Oth Tang Prop - Servers - SW	-	-	-	-	-	-	-	-	-	-	-	-	-
39903	39903-Oth Tang Prop - Network - HW	-	-	-	-	-	-	-	-	-	-	-	-	-
39906	39906-Oth Tang Prop - PC Hardware	-	-	-	-	-	-	-	-	-	-	-	-	-
39907	39907-Oth Tang Prop - PC Software	-	-	-	-	-	-	-	-	-	-	-	-	-
39908	39908-Oth Tang Prop - Appl Software	-	-	-	-	-	-	-	-	-	-	-	-	-
091 - Brentwood Division Total														(998)

Division	utility_account	Projected Dec-13	Projected Jan-14	Projected Feb-14	Projected Mar-14	Projected Apr-14	Projected May-14	Projected Jun-14	Projected Jul-14	Projected Aug-14	Projected Sep-14	Projected Oct-14	Projected Nov-14	Total
039 - Kentucky Division														
30100	30100-Organization	-	-	-	-	-	-	-	-	-	-	-	-	-
30200	30200-Franchises & Consents	-	-	-	-	-	-	-	-	-	-	-	-	-
32520	32520-Producing Leaseholds	-	-	-	-	-	-	-	-	-	-	-	-	-
32540	32540-Rights-of-Way	-	-	-	-	-	-	-	-	-	-	-	-	-
33100	33100-Production Gas Wells Equipment	-	-	-	-	-	-	-	-	-	-	-	-	-
33201	33201-Field Lines	-	-	-	-	-	-	-	-	-	-	-	-	-
33202	33202-Tributary Lines	-	-	-	-	-	-	-	-	-	-	-	-	-
33400	33400-Field Meas. & Reg. Sta. Equip	-	-	-	-	-	-	-	-	-	-	-	-	-
33600	33600-Purification Equipment	-	-	-	-	-	-	-	-	-	-	-	-	-
35010	35010-Land	-	-	-	-	-	-	-	-	-	-	-	-	-
35020	35020-Rights of Ways	-	-	-	-	-	-	-	-	-	-	-	-	-
35100	35100-Structures & Improvements	-	-	-	-	-	-	-	-	-	-	-	-	-
35102	35102-Compressor Station Equipment	-	-	-	-	-	-	-	-	-	-	-	-	-
35103	35103-Meas. & Reg. Sta. Structures	-	-	-	-	-	-	-	-	-	-	-	-	-
35104	35104-Other Structures	-	-	-	-	-	-	-	-	-	-	-	-	-
35200	35200-Wells	-	-	-	-	-	-	-	-	-	-	-	-	-
35201	35201-Wall Construction	-	-	-	-	-	-	-	-	-	-	-	-	-
35202	35202-Well Equipment	-	-	-	-	-	-	-	-	-	-	-	-	-
35203	35203-Cushion Gas	-	-	-	-	-	-	-	-	-	-	-	-	-
35210	35210-Leaseholds	-	-	-	-	-	-	-	-	-	-	-	-	-
35211	35211-Storage Rights	-	-	-	-	-	-	-	-	-	-	-	-	-
35301	35301-Field Lines	-	-	-	-	-	-	-	-	-	-	-	-	-
35302	35302-Tributary Lines	-	-	-	-	-	-	-	-	-	-	-	-	-
35400	35400-Compressor Station Equipment	-	-	-	-	-	-	-	-	-	-	-	-	-
35500	35500-Meas. & Reg. Equipment	-	-	-	-	-	-	-	-	-	-	-	-	-
35600	35600-Purification Equipment	-	-	-	-	-	-	-	-	-	-	-	-	-
36510	36510-Land & Land Rights	-	-	-	-	-	-	-	-	-	-	-	-	-
36520	36520-Rights-Of-Way	-	-	-	-	-	-	-	-	-	-	-	-	-
36602	36602-Structures & Improvements	-	-	-	-	-	-	-	-	-	-	-	-	-
36603	36603-Other Structures	-	-	-	-	-	-	-	-	-	-	-	-	-
36700	36700-Mains - Cathodic Protection	-	-	-	-	-	-	-	-	-	-	-	-	-
36701	36701-Mains - Steel	-	-	-	-	-	-	-	-	-	-	-	-	-
36900	36900-Meas. & Reg. Sta. Equipment	-	-	-	-	-	-	-	-	-	-	-	-	-
36901	36901-Meas. & Reg. Sta. Equipment	-	-	-	-	-	-	-	-	-	-	-	-	-
37400	37400-Land & Land Rights	-	-	-	-	-	-	-	-	-	-	-	-	-
37401	37401-Land	-	-	-	-	-	-	-	-	-	-	-	-	-
37402	37402-Land Rights	-	-	-	-	-	-	-	-	-	-	-	-	-
37403	37403-Land Cities	-	-	-	-	-	-	-	-	-	-	-	-	-
37500	37500-Structures & Improvements	-	-	-	-	-	-	-	-	-	-	-	-	-
37501	37501-Structures & Improvements T.B	-	-	-	-	-	-	-	-	-	-	-	-	-
37502	37502-Land Rights	-	-	-	-	-	-	-	-	-	-	-	-	-
37503	37503-Improvements	-	-	-	-	-	-	-	-	-	-	-	-	-
37600	37600-Mains - Cathodic Protection	-	-	-	-	-	-	-	-	-	-	-	-	-
37601	37601-Mains - Steel	-	-	-	-	-	-	-	-	-	-	-	-	-
37602	37602-Mains - Plastic	-	-	-	-	-	-	-	-	-	-	-	-	-
37300	37300-Meas. & Reg. Sta. Eq-General	-	-	-	-	-	-	-	-	-	-	-	-	-
37900	37900-Meas. & Reg. - City Gate	-	-	-	-	-	-	-	-	-	-	-	-	-
37905	37905-Meas. & Reg. Sta. Equip T.B.	-	-	-	-	-	-	-	-	-	-	-	-	-
38000	38000-Services	-	-	-	-	-	-	-	-	-	-	-	-	-
38100	38100-Meters	-	-	-	-	-	-	-	-	-	-	-	-	-
38200	38200-Meter Installations	-	-	-	-	-	-	-	-	-	-	-	-	-
38300	38300-House Regulators	-	-	-	-	-	-	-	-	-	-	-	-	-
38400	38400-House Reg. Installations	-	-	-	-	-	-	-	-	-	-	-	-	-
38500	38500-Ind. Meas. & Reg. Sta. Equip	-	-	-	-	-	-	-	-	-	-	-	-	-
38900	38900-Land & Land Rights	-	-	-	-	-	-	-	-	-	-	-	-	-
39000	39000-Structures & Improvements	-	-	-	-	-	-	-	-	-	-	-	-	-
39002	39002-Structures - Brick	-	-	-	-	-	-	-	-	-	-	-	-	-
39003	39003-Improvements	-	-	-	-	-	-	-	-	-	-	-	-	-
39004	39004-Air Conditioning Equipment	-	-	-	-	-	-	-	-	-	-	-	-	-
39009	39009-Improv. to Leased Premises	-	-	-	-	-	-	-	-	-	-	-	-	-
39100	39100-Office Furniture & Equipment	-	-	-	-	-	-	-	-	-	-	-	-	-
39103	39103-Office Furn. - Copiers & Type	-	-	-	-	-	-	-	-	-	-	-	-	-
39200	39200-Transportation Equipment	-	-	-	-	-	-	-	-	-	-	-	-	-
39201	39201-W/KG Trucks	-	-	-	-	-	-	-	-	-	-	-	-	-
39202	39202-W/KG Trailers	-	-	-	-	-	-	-	-	-	-	-	-	-
39400	39400-Tools, Shop, & Garage Equip.	-	-	-	-	-	-	-	-	-	-	-	-	-
39603	39603-Ditchers	-	-	-	-	-	-	-	-	-	-	-	-	-
39604	39604-Backhoes	-	-	-	-	-	-	-	-	-	-	-	-	-
39605	39605-Welders	-	-	-	-	-	-	-	-	-	-	-	-	-
39700	39700-Communication Equipment	-	-	-	-	-	-	-	-	-	-	-	-	-
39701	39701-Comm. Equip. - Mobile Radios	-	-	-	-	-	-	-	-	-	-	-	-	-
39702	39702-Comm. Equip. - Fixed Radios	-	-	-	-	-	-	-	-	-	-	-	-	-
39705	39705-Comm. Equip. - Telemetry	-	-	-	-	-	-	-	-	-	-	-	-	-
39800	39800-Miscellaneous Equipment	-	-	-	-	-	-	-	-	-	-	-	-	-
39901	39901-Cth Tang Prop - Servers - H/W	-	-	-	-	-	-	-	-	-	-	-	-	-
39902	39902-Cth Tang Prop - Servers - S/W	-	-	-	-	-	-	-	-	-	-	-	-	-
39903	39903-Cth Tang Prop - Network - H/W	-	-	-	-	-	-	-	-	-	-	-	-	-
39906	39906-Cth Tang Prop - PC Hardware	-	-	-	-	-	-	-	-	-	-	-	-	-
39907	39907-Cth Tang Prop - PC Software	-	-	-	-	-	-	-	-	-	-	-	-	-
39908	39908-Cth Tang Prop - Appl Software	-	-	-	-	-	-	-	-	-	-	-	-	-
AR 15 general plant amortization														
039 - Kentucky Division Total		-	-	-	-	-	-	-	-	-	-	-	-	-
Grand Total		-	-	-	-	-	-	-	-	-	-	-	-	(899)

Division	utility_account	Projected Dec-13	Projected Jan-14	Projected Feb-14	Projected Mar-14	Projected Apr-14	Projected May-14	Projected Jun-14	Projected Jul-14	Projected Aug-14	Projected Sep-14	Projected Oct-14	Projected Nov-14	Total
RWIP														
	002 - Dallas Almos Rate Division													
	012 - Call Center Division													
	091 - Brentwood Division													
	009 - Kentucky Division													
	002 - Dallas Almos Rate Division													
	012 - Call Center Division													
	091 - Brentwood Division													
	009 - Kentucky Division													

		Net Salvage / Core Receipt															
Division	Utility Account	Actual Aug-12	Actual Sep-12	Actual Oct-12	Actual Nov-12	Actual Dec-12	Actual Jan-13	Actual Feb-13	Projected Mar-13	Projected Apr-13	Projected May-13	Projected Jun-13	Projected Jul-13	Projected Aug-13	Projected Sep-13	Projected Oct-13	Projected Nov-13
002 - Dallas Atmos Rate Division																	
39000	39000-Structures & Improvements	-	-	-	-	-	-	-	-	-	-	-	-	-	-	-	-
39005	39005-G-Structures & Improvements	-	-	-	-	-	-	-	-	-	-	-	-	-	-	-	-
39009	39009-Improv. to Leased Premises	-	-	-	-	-	-	-	-	-	-	-	-	-	-	-	-
39100	39100-Office Furniture & Equipment	-	-	-	-	-	-	-	-	-	-	-	-	-	-	-	-
39102	39102-Ramifiance Processing Equipomt	-	-	-	-	-	-	-	-	-	-	-	-	-	-	-	-
39103	39103-Office Fuml. - Copiers & Type	-	-	-	-	-	-	-	-	-	-	-	-	-	-	-	-
39104	39104-G-Office Furniture & Equip.	-	-	-	-	-	-	-	-	-	-	-	-	-	-	-	-
39200	39200-Transportation Equipment	-	-	-	-	-	-	-	-	-	-	-	-	-	-	-	-
39300	39300-Stores Equipment	-	-	-	-	-	-	-	-	-	-	-	-	-	-	-	-
39400	39400-Tools, Shop, & Garage Equip.	-	-	-	-	-	-	-	-	-	-	-	-	-	-	-	-
39500	39500-Laboratory Equipment	-	-	-	-	-	-	-	-	-	-	-	-	-	-	-	-
39700	39700-Communication Equipment	-	-	-	-	-	-	-	-	-	-	-	-	-	-	-	-
39800	39800-Miscellaneous Equipment	-	-	-	-	-	-	-	-	-	-	-	-	-	-	-	-
39900	39900-Other Tangible Equipm	-	-	-	-	-	-	-	-	-	-	-	-	-	-	-	-
39901	39901-Oth Tang Prop - Servers - H/W	-	-	-	-	-	-	-	-	-	-	-	-	-	-	-	-
39902	39902-Oth Tang Prop - Servers - S/W	-	-	-	-	-	-	-	-	-	-	-	-	-	-	-	-
39903	39903-Oth Tang Prop - Network - H/W	-	-	-	-	-	-	-	-	-	-	-	-	-	-	-	-
39904	39904-Oth Tang Prop - CPU	-	-	-	-	-	-	-	-	-	-	-	-	-	-	-	-
39905	39905-Oth Tang Prop - MF Hardware	-	-	-	-	-	-	-	-	-	-	-	-	-	-	-	-
39906	39906-Oth Tang Prop - PC Hardware	-	-	-	-	-	-	-	-	-	-	-	-	-	-	-	-
39907	39907-Oth Tang Prop - PC Software	-	-	-	-	-	-	-	-	-	-	-	-	-	-	-	-
39908	39908-Oth Tang Prop - Appl Software	-	-	-	-	-	-	-	-	-	-	-	-	-	-	-	-
39909	39909-Oth Tang Prop - Mainframe SW	-	-	-	-	-	-	-	-	-	-	-	-	-	-	-	-
39924	39924-Oth Tang Prop - Gen. Startup C	-	-	-	-	-	-	-	-	-	-	-	-	-	-	-	-
002 - Dallas Atmos Rate Division Total		-	-	-	-	-	-	-	-	-	-	-	-	-	-	-	-
012 - Call Center Division																	
38900	38900-Land	-	-	-	-	-	-	-	-	-	-	-	-	-	-	-	-
38910	38910-CKV-Land & Land Rights	-	-	-	-	-	-	-	-	-	-	-	-	-	-	-	-
39000	39000-Structures & Improvements	-	-	-	-	-	-	-	-	-	-	-	-	-	-	-	-
39009	39009-Improv. to Leased Premises	-	-	-	-	-	-	-	-	-	-	-	-	-	-	-	-
39010	39010-CKV-Structures & Improvement	-	-	-	-	-	-	-	-	-	-	-	-	-	-	-	-
39100	39100-Office Furniture & Equipment	-	-	-	-	-	-	-	-	-	-	-	-	-	-	-	-
39700	39700-Communication Equipment	-	-	-	-	-	-	-	-	-	-	-	-	-	-	-	-
39710	39710-CKV-Communication Equipmen	-	-	-	-	-	-	-	-	-	-	-	-	-	-	-	-
39800	39800-Miscellaneous Equipment	-	-	-	-	-	-	-	-	-	-	-	-	-	-	-	-
39900	39900-Other Tangible Property	-	-	-	-	-	-	-	-	-	-	-	-	-	-	-	-
39901	39901-Oth Tang Prop - Servers - H/W	-	-	-	-	-	-	-	-	-	-	-	-	-	-	-	-
39902	39902-Oth Tang Prop - Servers - S/W	-	-	-	-	-	-	-	-	-	-	-	-	-	-	-	-
39903	39903-Oth Tang Prop - Network - H/W	-	-	-	-	-	-	-	-	-	-	-	-	-	-	-	-
39906	39906-Oth Tang Prop - PC Hardware	-	-	-	-	-	-	-	-	-	-	-	-	-	-	-	-
39907	39907-Oth Tang Prop - PC Software	-	-	-	-	-	-	-	-	-	-	-	-	-	-	-	-
39908	39908-Oth Tang Prop - Appl Software	-	-	-	-	-	-	-	-	-	-	-	-	-	-	-	-
39910	39910-CKV-Other Tangible Property	-	-	-	-	-	-	-	-	-	-	-	-	-	-	-	-
39916	39916-CKV-Oth Tang Prop-PC Hardware	-	-	-	-	-	-	-	-	-	-	-	-	-	-	-	-
39917	39917-CKV-Oth Tang Prop-PC Softwa	-	-	-	-	-	-	-	-	-	-	-	-	-	-	-	-
39924	39924-Oth Tang Prop - Gen. Startup C	-	-	-	-	-	-	-	-	-	-	-	-	-	-	-	-
012 - Call Center Division Total		-	-	-	-	-	-	-	-	-	-	-	-	-	-	-	-
091 - Brentwood Division																	
30100	30100-Organization	-	-	-	-	-	-	-	-	-	-	-	-	-	-	-	-
30300	30300-Misc. Intangible Plant	-	-	-	-	-	-	-	-	-	-	-	-	-	-	-	-
39001	39001-Structures - Frame	-	-	-	-	-	-	-	-	-	-	-	-	-	-	-	-
39004	39004-Air Conditioning Equipment	-	-	-	-	-	-	-	-	-	-	-	-	-	-	-	-
39009	39009-Improv. to Leased Premises	-	-	-	-	-	-	-	-	-	-	-	-	-	-	-	-
39100	39100-Office Furniture & Equipment	-	-	-	-	-	-	-	-	-	-	-	-	-	-	-	-
39200	39200-Trans Equip- Group	-	-	-	-	-	-	-	-	-	-	-	-	-	-	-	-
39300	39300-Stores Equipment	-	-	-	-	-	-	-	-	-	-	-	-	-	-	-	-
39400	39400-Tools, Shop, & Garage Equip.	-	-	-	-	-	-	-	-	-	-	-	-	-	-	-	-
39600	39600-Power Operated Equipment	-	-	-	-	-	-	-	-	-	-	-	-	-	-	-	-
39700	39700-Communication Equipment	-	-	-	-	-	-	-	-	-	-	-	-	-	-	-	-
39800	39800-Miscellaneous Equipment	-	-	-	-	-	-	-	-	-	-	-	-	-	-	-	-
39900	39900-Other Tangible Property	-	-	-	-	-	-	-	-	-	-	-	-	-	-	-	-
39901	39901-Oth Tang Prop - Servers - H/W	-	-	-	-	-	-	-	-	-	-	-	-	-	-	-	-
39902	39902-Oth Tang Prop - Servers - S/W	-	-	-	-	-	-	-	-	-	-	-	-	-	-	-	-
39903	39903-Oth Tang Prop - Network - H/W	-	-	-	-	-	-	-	-	-	-	-	-	-	-	-	-
39906	39906-Oth Tang Prop - PC Hardware	-	-	-	-	-	-	-	-	-	-	-	-	-	-	-	-
39907	39907-Oth Tang Prop - PC Software	-	-	-	-	-	-	-	-	-	-	-	-	-	-	-	-
39908	39908-Oth Tang Prop - Appl Software	-	-	-	-	-	-	-	-	-	-	-	-	-	-	-	-
091 - Brentwood Division Total		-	-	-	-	-	-	-	-	-	-	-	-	-	-	-	-

Division	utility_account	Actual Aug-12	Actual Sep-12	Actual Oct-12	Actual Nov-12	Actual Dec-12	Actual Jan-13	Actual Feb-13	Projected Mar-13	Projected Apr-13	Projected May-13	Projected Jun-13	Projected Jul-13	Projected Aug-13	Projected Sep-13	Projected Oct-13	Projected Nov-13
009 - Kentucky Division																	
30100	30100-Organization	-	-	-	-	-	-	-	-	-	-	-	-	-	-	-	-
30200	30200-Franchises & Consents	-	-	-	-	-	-	-	-	-	-	-	-	-	-	-	-
32520	32520-Producing Leasaholds	-	-	-	-	-	-	-	-	-	-	-	-	-	-	-	-
32540	32540-Rights-of-Way	-	-	-	-	-	-	-	-	-	-	-	-	-	-	-	-
33100	33100-Production Gas Wells Equipmer	-	-	-	-	-	-	-	-	-	-	-	-	-	-	-	-
33201	33201-Field Lines	-	-	-	-	-	-	-	-	-	-	-	-	-	-	-	-
33202	33202-Tributary Lines	-	-	-	-	-	-	-	-	-	-	-	-	-	-	-	-
33400	33400-Field Meas. & Reg. Sta. Equip	-	-	-	-	-	-	-	-	-	-	-	-	-	-	-	-
33600	33600-Purification Equipment	-	-	-	-	-	-	-	-	-	-	-	-	-	-	-	-
35010	35010-Land	-	-	-	-	-	-	-	-	-	-	-	-	-	-	-	-
35020	35020-Rights of Ways	-	-	-	-	-	-	-	-	-	-	-	-	-	-	-	-
35100	35100-Structures & Improvements	-	-	-	-	-	-	-	-	-	-	-	-	-	-	-	-
35102	35102-Compressor Station Equipment	-	-	-	-	-	-	-	-	-	-	-	-	-	-	-	-
35103	35103-Meas. & Reg. Sta. Structures	-	-	-	-	-	-	-	-	-	-	-	-	-	-	-	-
35104	35104-Other Structures	-	-	-	-	-	-	-	-	-	-	-	-	-	-	-	-
35200	35200-Wells	-	-	-	-	-	-	-	-	-	-	-	-	-	-	-	-
35201	35201-Well Construction	-	-	-	(64,470)	(12)	-	-	-	-	-	-	-	-	-	-	-
35202	35202-Well Equipment	-	-	-	-	-	-	-	-	-	-	-	-	-	-	-	-
35203	35203-Cushion Gas	-	-	-	-	-	-	-	-	-	-	-	-	-	-	-	-
35210	35210-Leasaholds	-	-	-	-	-	-	-	-	-	-	-	-	-	-	-	-
35211	35211-Storage Rights	-	-	-	-	-	-	-	-	-	-	-	-	-	-	-	-
35301	35301-Field Lines	-	-	-	-	-	-	-	-	-	-	-	-	-	-	-	-
35302	35302-Tributary Lines	-	-	-	-	-	-	-	-	-	-	-	-	-	-	-	-
35400	35400-Compressor Station Equipment	-	-	-	-	-	-	-	-	-	-	-	-	-	-	-	-
35600	35600-Meas. & Reg. Equipment	-	-	-	-	-	-	-	-	-	-	-	-	-	-	-	-
35600	35600-Purification Equipment	-	-	-	-	-	-	-	-	-	-	-	-	-	-	-	-
36510	36510-Land & Land Rights	-	-	-	-	-	-	-	-	-	-	-	-	-	-	-	-
36520	36520-Rights-Of-Way	-	-	-	-	-	-	-	-	-	-	-	-	-	-	-	-
36600	36600-Structures & Improvements	-	-	-	-	-	-	-	-	-	-	-	-	-	-	-	-
36603	36603-Other Structures	-	-	-	-	-	-	-	-	-	-	-	-	-	-	-	-
36700	36700-Mains - Cathodic Protection	-	-	-	-	-	-	-	-	-	-	-	-	-	-	-	-
36701	36701-Mains - Steel	-	-	-	-	-	(2,528)	136	-	-	-	-	-	-	-	-	-
36900	36900-Meas. & Reg. Sta. Equipment	-	-	-	-	-	-	-	-	-	-	-	-	-	-	-	-
36901	36901-Meas. & Reg. Sta. Equipment	-	-	-	-	-	-	(1,613)	-	-	-	-	-	-	-	-	-
37400	37400-Land & Land Rights	-	-	-	-	-	-	-	-	-	-	-	-	-	-	-	-
37401	37401-Land	-	-	-	-	-	-	-	-	-	-	-	-	-	-	-	-
37402	37402-Land Rights	-	-	-	-	-	-	-	-	-	-	-	-	-	-	-	-
37403	37403-Land Other	-	-	-	-	-	-	-	-	-	-	-	-	-	-	-	-
37500	37500-Structures & Improvements	-	-	-	-	-	-	-	-	-	-	-	-	-	-	-	-
37501	37501-Structures & Improvements T.B	-	-	-	-	-	-	-	-	-	-	-	-	-	-	-	-
37502	37502-Land Rights	-	-	-	-	-	-	-	-	-	-	-	-	-	-	-	-
37603	37603-Improvements	-	-	-	-	-	-	-	-	-	-	-	-	-	-	-	-
37600	37600-Mains - Cathodic Protection	17	(5,141)	-	-	-	(2,567)	(22)	8	-	-	-	-	-	-	-	-
37601	37601-Mains - Steel	(2,161)	(51,741)	(13,719)	(1,754)	(24,416)	(36,865)	(3,609)	-	-	-	-	-	-	-	-	-
37602	37602-Mains - Plastic	-	(31,100)	(537)	147	(42,733)	-	(112)	-	-	-	-	-	-	-	-	-
37800	37800-Meas. & Reg. Sta. Eq-General	0	(1,241)	-	(1,645)	22	(44)	(5,523)	-	-	-	-	-	-	-	-	-
37900	37900-Meas. & Reg. - City Gate	-	-	-	-	-	-	-	-	-	-	-	-	-	-	-	-
37905	37905-Meas. & Reg. Sta. Equip T.B.	-	(2,531)	-	(551)	11	-	(160)	-	-	-	-	-	-	-	-	-
38000	38000-Services	-	(319,532)	-	-	(430,011)	(935)	-	-	-	-	-	-	-	-	-	-
38100	38100-Meters	-	-	-	-	-	-	-	-	-	-	-	-	-	-	-	-
38200	38200-Meter Installations	-	(57,473)	-	-	-	-	-	-	-	-	-	-	-	-	-	-
38300	38300-House Regulators	-	-	-	-	-	-	-	-	-	-	-	-	-	-	-	-
38400	38400-House Reg. Installations	-	-	-	-	-	-	-	-	-	-	-	-	-	-	-	-
38500	38500-Ind. Meas. & Reg. Sta. Equip	-	(5,611)	-	-	-	-	-	-	-	-	-	-	-	-	-	-
38900	38900-Land & Land Rights	-	-	-	-	-	-	-	-	-	-	-	-	-	-	-	-
39000	39000-Structures & Improvements	-	-	-	-	-	-	-	-	-	-	-	-	-	-	-	-
39002	39002-Structures - Brick	-	-	-	-	-	-	-	-	-	-	-	-	-	-	-	-
39003	39003-Improvements	-	-	-	-	-	-	-	-	-	-	-	-	-	-	-	-
39004	39004-Air Conditioning Equipment	-	-	-	-	-	-	-	-	-	-	-	-	-	-	-	-
39009	39009-Improv. to Leased Premises	-	-	-	-	-	-	-	-	-	-	-	-	-	-	-	-
39100	39100-Office Furniture & Equipment	-	-	-	(139)	4	-	-	-	-	-	-	-	-	-	-	-
39103	39103-Office Furn. - Copiers & Type	-	-	-	-	-	-	-	-	-	-	-	-	-	-	-	-
39200	39200-Transportation Equipment	-	-	-	-	-	-	-	-	-	-	-	-	-	-	-	-
39201	39201-WKG Trucks	-	-	-	-	-	-	-	-	-	-	-	-	-	-	-	-
39202	39202-WKG Trailers	1	(0)	-	-	-	-	-	-	-	-	-	-	-	-	-	-
39400	39400-Tools, Shop, & Garage Equip.	13	19,370	-	(208)	6	-	-	-	-	-	-	-	-	-	-	-
39603	39603-Ditchers	-	-	-	-	-	-	-	-	-	-	-	-	-	-	-	-
39604	39604-Backhoes	-	-	-	-	-	-	-	-	-	-	-	-	-	-	-	-
39605	39605-Welders	-	-	-	-	-	-	-	-	-	-	-	-	-	-	-	-
39700	39700-Communication Equipment	-	-	-	-	-	-	-	-	-	-	-	-	-	-	-	-
39701	39701-Comm. Equip. - Mobile Radios	-	-	-	-	-	-	-	-	-	-	-	-	-	-	-	-
39702	39702-Comm. Equip. - Fixed Radios	-	-	-	-	-	-	-	-	-	-	-	-	-	-	-	-
39705	39705-Comm. Equip. - Telemetry	-	-	-	-	-	-	-	-	-	-	-	-	-	-	-	-
39800	39800-Miscellaneous Equipment	-	-	-	(243)	8	-	-	-	-	-	-	-	-	-	-	-
39901	39901-Oth Tang Prop - Servers - HW	-	-	-	-	-	-	-	-	-	-	-	-	-	-	-	-
39902	39902-Oth Tang Prop - Servers - SW	-	-	-	-	-	-	-	-	-	-	-	-	-	-	-	-
39903	39903-Oth Tang Prop - Network - HW	-	-	-	-	-	-	-	-	-	-	-	-	-	-	-	-
39906	39906-Oth Tang Prop - PC Hardware	-	-	-	(430)	-	-	(1,405)	-	-	-	-	-	-	-	-	-
39907	39907-Oth Tang Prop - PC Software	-	-	-	-	-	-	-	-	-	-	-	-	-	-	-	-
39908	39908-Oth Tang Prop - Appl Software	-	-	-	-	-	-	-	-	-	-	-	-	-	-	-	-
AR 15 general plant amortization																	
009 - Kentucky Division Total		(2,129)	(455,999)	(14,256)	(65,291)	(499,687)	(40,399)	(12,279)	-	-	-	-	-	-	-	-	-
Grand Total		(2,129)	(455,999)	(14,256)	(65,291)	(499,687)	(40,399)	(12,279)	-	-	-	-	-	-	-	-	-

Division	utility_account	Actual Aug-12	Actual Sep-12	Actual Oct-12	Actual Nov-12	Actual Dec-12	Actual Jan-13	Actual Feb-13	Projected Mar-13	Projected Apr-13	Projected May-13	Projected Jun-13	Projected Jul-13	Projected Aug-13	Projected Sep-13	Projected Oct-13	Projected Nov-13
RWP																	
	002 - Dallas Atmos Rate Division																
	012 - Call Center Division																
	091 - Brentwood Division																
	009 - Kentucky Division																
	002 - Dallas Atmos Rate Division																
	012 - Call Center Division																
	091 - Brentwood Division																
	009 - Kentucky Division																

Division	utility_account	Projected Dec-13	Projected Jan-14	Projected Feb-14	Projected Mar-14	Projected Apr-14	Projected May-14	Projected Jun-14	Projected Jul-14	Projected Aug-14	Projected Sep-14	Projected Oct-14	Projected Nov-14	Total
002 - Dallas Atmos Rate Division														
39000	39000-Structures & Improvements	-	-	-	-	-	-	-	-	-	-	-	-	-
39005	39005-G-Structures & Improvements	-	-	-	-	-	-	-	-	-	-	-	-	-
39009	39009-Improv. to Leased Premises	-	-	-	-	-	-	-	-	-	-	-	-	-
39100	39100-Office Furniture & Equipment	-	-	-	-	-	-	-	-	-	-	-	-	-
39102	39102-Remittance Processing Equipm	-	-	-	-	-	-	-	-	-	-	-	-	-
39103	39103-Office Furn. - Copiers & Type	-	-	-	-	-	-	-	-	-	-	-	-	-
39104	39104-G-Office Furniture & Equip.	-	-	-	-	-	-	-	-	-	-	-	-	-
39200	39200-Transportation Equipment	-	-	-	-	-	-	-	-	-	-	-	-	-
39300	39300-Stores Equipment	-	-	-	-	-	-	-	-	-	-	-	-	-
39400	39400-Tools, Shop, & Garage Equip.	-	-	-	-	-	-	-	-	-	-	-	-	-
39500	39500-Laboratory Equipment	-	-	-	-	-	-	-	-	-	-	-	-	-
39700	39700-Communication Equipment	-	-	-	-	-	-	-	-	-	-	-	-	-
39800	39800-Miscellaneous Equipment	-	-	-	-	-	-	-	-	-	-	-	-	-
39900	39900-Other Tangible Equipm	-	-	-	-	-	-	-	-	-	-	-	-	-
39901	39901-OTH Tang Prop - Servers - HW	-	-	-	-	-	-	-	-	-	-	-	-	-
39902	39902-OTH Tang Prop - Servers - SW	-	-	-	-	-	-	-	-	-	-	-	-	-
39903	39903-OTH Tang Prop - Network - HW	-	-	-	-	-	-	-	-	-	-	-	-	-
39904	39904-OTH Tang Prop - CPU	-	-	-	-	-	-	-	-	-	-	-	-	-
39905	39905-OTH Tang Prop - MF Hardware	-	-	-	-	-	-	-	-	-	-	-	-	-
39906	39906-OTH Tang Prop - PC Hardware	-	-	-	-	-	-	-	-	-	-	-	-	-
39907	39907-OTH Tang Prop - PC Software	-	-	-	-	-	-	-	-	-	-	-	-	-
39908	39908-OTH Tang Prop - Appl Software	-	-	-	-	-	-	-	-	-	-	-	-	-
39909	39909-OTH Tang Prop - Mainframe SW	-	-	-	-	-	-	-	-	-	-	-	-	-
39924	39924-OTH Tang Prop - Gen. Startup C	-	-	-	-	-	-	-	-	-	-	-	-	-
002 - Dallas Atmos Rate Division Total														
012 - Call Center Division														
38900	38900-Land	-	-	-	-	-	-	-	-	-	-	-	-	-
38910	38910-CKV-Land & Land Rights	-	-	-	-	-	-	-	-	-	-	-	-	-
39000	39000-Structures & Improvements	-	-	-	-	-	-	-	-	-	-	-	-	-
39009	39009-Improv. to Leased Premises	-	-	-	-	-	-	-	-	-	-	-	-	-
39010	39010-CKV-Structures & Improvements	-	-	-	-	-	-	-	-	-	-	-	-	-
39100	39100-Office Furniture & Equipment	-	-	-	-	-	-	-	-	-	-	-	-	-
39700	39700-Communication Equipment	-	-	-	-	-	-	-	-	-	-	-	-	-
39710	39710-CKV-Communication Equipmen	-	-	-	-	-	-	-	-	-	-	-	-	-
39800	39800-Miscellaneous Equipment	-	-	-	-	-	-	-	-	-	-	-	-	-
39900	39900-Other Tangible Property	-	-	-	-	-	-	-	-	-	-	-	-	-
39901	39901-OTH Tang Prop - Servers - HW	-	-	-	-	-	-	-	-	-	-	-	-	-
39902	39902-OTH Tang Prop - Servers - SW	-	-	-	-	-	-	-	-	-	-	-	-	-
39903	39903-OTH Tang Prop - Network - HW	-	-	-	-	-	-	-	-	-	-	-	-	-
39906	39906-OTH Tang Prop - PC Hardware	-	-	-	-	-	-	-	-	-	-	-	-	-
39907	39907-OTH Tang Prop - PC Software	-	-	-	-	-	-	-	-	-	-	-	-	-
39908	39908-OTH Tang Prop - Appl Software	-	-	-	-	-	-	-	-	-	-	-	-	-
39910	39910-CKV-Other Tangible Property	-	-	-	-	-	-	-	-	-	-	-	-	-
39916	39916-CKV-OTH Tang Prop-PC Hardware	-	-	-	-	-	-	-	-	-	-	-	-	-
39917	39917-CKV-OTH Tang Prop-PC Softwar	-	-	-	-	-	-	-	-	-	-	-	-	-
39924	39924-OTH Tang Prop - Gen. Startup C	-	-	-	-	-	-	-	-	-	-	-	-	-
012 - Call Center Division Total														
091 - Brentwood Division														
30100	30100-Organization	-	-	-	-	-	-	-	-	-	-	-	-	-
30300	30300-Misc. Intangible Plant	-	-	-	-	-	-	-	-	-	-	-	-	-
39001	39001-Structures - Frame	-	-	-	-	-	-	-	-	-	-	-	-	-
39004	39004-Air Conditioning Equipment	-	-	-	-	-	-	-	-	-	-	-	-	-
39009	39009-Improv. to Leased Premises	-	-	-	-	-	-	-	-	-	-	-	-	-
39100	39100-Office Furniture & Equipment	-	-	-	-	-	-	-	-	-	-	-	-	-
39200	39200-Trans Equip. Group	-	-	-	-	-	-	-	-	-	-	-	-	-
39300	39300-Stores Equipment	-	-	-	-	-	-	-	-	-	-	-	-	-
39400	39400-Tools, Shop, & Garage Equip.	-	-	-	-	-	-	-	-	-	-	-	-	-
39800	39800-Power Operated Equipment	-	-	-	-	-	-	-	-	-	-	-	-	-
39700	39700-Communication Equipment	-	-	-	-	-	-	-	-	-	-	-	-	-
39800	39800-Miscellaneous Equipment	-	-	-	-	-	-	-	-	-	-	-	-	-
39900	39900-Other Tangible Property	-	-	-	-	-	-	-	-	-	-	-	-	-
39901	39901-OTH Tang Prop - Servers - HW	-	-	-	-	-	-	-	-	-	-	-	-	-
39902	39902-OTH Tang Prop - Servers - SW	-	-	-	-	-	-	-	-	-	-	-	-	-
39903	39903-OTH Tang Prop - Network - HW	-	-	-	-	-	-	-	-	-	-	-	-	-
39906	39906-OTH Tang Prop - PC Hardware	-	-	-	-	-	-	-	-	-	-	-	-	-
39907	39907-OTH Tang Prop - PC Software	-	-	-	-	-	-	-	-	-	-	-	-	-
39908	39908-OTH Tang Prop - Appl Software	-	-	-	-	-	-	-	-	-	-	-	-	-
091 - Brentwood Division Total														

Division	utility_account	Projected Dec-13	Projected Jan-14	Projected Feb-14	Projected Mar-14	Projected Apr-14	Projected May-14	Projected Jun-14	Projected Jul-14	Projected Aug-14	Projected Sep-14	Projected Oct-14	Projected Nov-14	Total
099 - Kentucky Division														
30100	30100-Organization	-	-	-	-	-	-	-	-	-	-	-	-	-
30200	30200-Franchises & Consents	-	-	-	-	-	-	-	-	-	-	-	-	-
32520	32520-Producing Leaseholds	-	-	-	-	-	-	-	-	-	-	-	-	-
32540	32540-Rights-of-Way	-	-	-	-	-	-	-	-	-	-	-	-	-
33100	33100-Production Gas Wells Equipment	-	-	-	-	-	-	-	-	-	-	-	-	-
33201	33201-Field Lines	-	-	-	-	-	-	-	-	-	-	-	-	-
33202	33202-Tributary Lines	-	-	-	-	-	-	-	-	-	-	-	-	-
33400	33400-Field Meas. & Reg. Sta. Equip	-	-	-	-	-	-	-	-	-	-	-	-	-
33800	33800-Purification Equipment	-	-	-	-	-	-	-	-	-	-	-	-	-
35010	35010-Land	-	-	-	-	-	-	-	-	-	-	-	-	-
35020	35020-Rights of Ways	-	-	-	-	-	-	-	-	-	-	-	-	-
35100	35100-Structuras & Improvements	-	-	-	-	-	-	-	-	-	-	-	-	-
35102	35102-Compressor Station Equipment	-	-	-	-	-	-	-	-	-	-	-	-	-
35103	35103-Meas. & Reg. Sta. Structures	-	-	-	-	-	-	-	-	-	-	-	-	-
35104	35104-Other Structures	-	-	-	-	-	-	-	-	-	-	-	-	-
35200	35200-Wells	-	-	-	-	-	-	-	-	-	-	-	-	-
35201	35201-Well Construction	-	-	-	-	-	-	-	-	-	-	-	-	(64,482)
35202	35202-Well Equipment	-	-	-	-	-	-	-	-	-	-	-	-	-
35203	35203-Cushion Gas	-	-	-	-	-	-	-	-	-	-	-	-	-
35210	35210-Leaseholds	-	-	-	-	-	-	-	-	-	-	-	-	-
35211	35211-Storage Rights	-	-	-	-	-	-	-	-	-	-	-	-	-
35301	35301-Field Lines	-	-	-	-	-	-	-	-	-	-	-	-	-
35302	35302-Tributary Lines	-	-	-	-	-	-	-	-	-	-	-	-	-
35400	35400-Compressor Station Equipment	-	-	-	-	-	-	-	-	-	-	-	-	-
35500	35500-Meas. & Reg. Equipment	-	-	-	-	-	-	-	-	-	-	-	-	-
35600	35600-Purification Equipment	-	-	-	-	-	-	-	-	-	-	-	-	-
36510	36510-Land & Land Rights	-	-	-	-	-	-	-	-	-	-	-	-	-
36520	36520-Rights-Of-Way	-	-	-	-	-	-	-	-	-	-	-	-	-
36602	36602-Structuras & Improvements	-	-	-	-	-	-	-	-	-	-	-	-	-
36603	36603-Other Structures	-	-	-	-	-	-	-	-	-	-	-	-	-
36700	36700-Mains - Cathodic Protection	-	-	-	-	-	-	-	-	-	-	-	-	-
36701	36701-Mains - Steel	-	-	-	-	-	-	-	-	-	-	-	-	(2,392)
36900	36900-Meas. & Reg. Sta. Equipment	-	-	-	-	-	-	-	-	-	-	-	-	-
36901	36901-Meas. & Reg. Sta. Equipment	-	-	-	-	-	-	-	-	-	-	-	-	(1,613)
37400	37400-Land & Land Rights	-	-	-	-	-	-	-	-	-	-	-	-	-
37401	37401-Land	-	-	-	-	-	-	-	-	-	-	-	-	-
37402	37402-Land Rights	-	-	-	-	-	-	-	-	-	-	-	-	-
37403	37403-Land Other	-	-	-	-	-	-	-	-	-	-	-	-	-
37500	37500-Structuras & Improvements	-	-	-	-	-	-	-	-	-	-	-	-	-
37501	37501-Structuras & Improvements T.B	-	-	-	-	-	-	-	-	-	-	-	-	-
37502	37502-Land Rights	-	-	-	-	-	-	-	-	-	-	-	-	-
37503	37503-Improvements	-	-	-	-	-	-	-	-	-	-	-	-	-
37600	37600-Mains - Cathodic Protection	-	-	-	-	-	-	-	-	-	-	-	-	(7,705)
37601	37601-Mains - Steel	-	-	-	-	-	-	-	-	-	-	-	-	(134,269)
37602	37602-Mains - Plastic	-	-	-	-	-	-	-	-	-	-	-	-	(74,334)
37800	37800-Meas. & Reg. Sta. Eq-General	-	-	-	-	-	-	-	-	-	-	-	-	(8,431)
37900	37900-Meas. & Reg. - City Gate	-	-	-	-	-	-	-	-	-	-	-	-	-
37905	37905-Meas. & Reg. Sta. Equip T.B.	-	-	-	-	-	-	-	-	-	-	-	-	(3,231)
38000	38000-Service	-	-	-	-	-	-	-	-	-	-	-	-	(756,479)
38100	38100-Meters	-	-	-	-	-	-	-	-	-	-	-	-	-
38200	38200-Meter Installations	-	-	-	-	-	-	-	-	-	-	-	-	(57,473)
38300	38300-House Regulators	-	-	-	-	-	-	-	-	-	-	-	-	-
38400	38400-House Reg. Installations	-	-	-	-	-	-	-	-	-	-	-	-	-
38500	38500-Ind. Meas. & Reg. Sta. Equip	-	-	-	-	-	-	-	-	-	-	-	-	(8,611)
38900	38900-Land & Land Rights	-	-	-	-	-	-	-	-	-	-	-	-	-
39000	39000-Structuras & Improvements	-	-	-	-	-	-	-	-	-	-	-	-	-
39002	39002-Structuras - Brick	-	-	-	-	-	-	-	-	-	-	-	-	-
39003	39003-Improvements	-	-	-	-	-	-	-	-	-	-	-	-	-
39004	39004-Air Conditioning Equipment	-	-	-	-	-	-	-	-	-	-	-	-	-
39009	39009-Improv. to Leased Premises	-	-	-	-	-	-	-	-	-	-	-	-	-
39100	39100-Office Furniture & Equipment	-	-	-	-	-	-	-	-	-	-	-	-	-
39103	39103-Office Fum. - Copiers & Type	-	-	-	-	-	-	-	-	-	-	-	-	(134)
39200	39200-Transportation Equipment	-	-	-	-	-	-	-	-	-	-	-	-	-
39201	39201-WKG Trucks	-	-	-	-	-	-	-	-	-	-	-	-	1
39202	39202-WKG Trailers	-	-	-	-	-	-	-	-	-	-	-	-	-
39400	39400-Tools, Shop, & Garage Equip.	-	-	-	-	-	-	-	-	-	-	-	-	19,182
39603	39603-Ditchers	-	-	-	-	-	-	-	-	-	-	-	-	-
39604	39604-Backhoes	-	-	-	-	-	-	-	-	-	-	-	-	-
39605	39605-Walders	-	-	-	-	-	-	-	-	-	-	-	-	-
39700	39700-Communication Equipment	-	-	-	-	-	-	-	-	-	-	-	-	-
39701	39701-Comm. Equip. - Mobile Radios	-	-	-	-	-	-	-	-	-	-	-	-	-
39702	39702-Comm. Equip. - Fixed Radios	-	-	-	-	-	-	-	-	-	-	-	-	-
39705	39705-Comm. Equip. - Telemetering	-	-	-	-	-	-	-	-	-	-	-	-	-
39800	39800-Miscellaneous Equipment	-	-	-	-	-	-	-	-	-	-	-	-	(235)
39901	39901-Oth Tang Prop - Servers - HW	-	-	-	-	-	-	-	-	-	-	-	-	-
39902	39902-Oth Tang Prop - Servers - SW	-	-	-	-	-	-	-	-	-	-	-	-	-
39903	39903-Oth Tang Prop - Network - HW	-	-	-	-	-	-	-	-	-	-	-	-	-
39906	39906-Oth Tang Prop - PC Hardware	-	-	-	-	-	-	-	-	-	-	-	-	(1,835)
39907	39907-Oth Tang Prop - PC Software	-	-	-	-	-	-	-	-	-	-	-	-	-
39909	39909-Oth Tang Prop - Appl Software	-	-	-	-	-	-	-	-	-	-	-	-	-
	AR 16 general plant amortization	-	-	-	-	-	-	-	-	-	-	-	-	(1,094,040)
099 - Kentucky Division Total														
Grand Total														

Division	utility_account	Projected Dec-13	Projected Jan-14	Projected Feb-14	Projected Mar-14	Projected Apr-14	Projected May-14	Projected Jun-14	Projected Jul-14	Projected Aug-14	Projected Sep-14	Projected Oct-14	Projected Nov-14	Total
RWIP														
	002 - Dallas Atmos Rate Division													
	012 - Call Center Division													
	091 - Brentwood Division													
	009 - Kentucky Division													
	002 - Dallas Atmos Rate Division													
	012 - Call Center Division													
	091 - Brentwood Division													
	009 - Kentucky Division													

Division	utility account	Actual Jul-12	Actual Aug-12	Actual Sep-12	Actual Oct-12	Actual Nov-12	Actual Dec-12	Actual Jan-13	Actual Feb-13	Projected Mar-13	Projected Apr-13	Projected May-13	Projected Jun-13	Projected Jul-13	Projected Aug-13	Projected Sep-13	Projected Oct-13	Projected Nov-13	Projected Dec-13	Projected Jan-14
	39604-Backhoes	95,237	97,152	95,068	94,981	93,895	92,810	91,724	90,638	89,553	88,467	87,382	86,296	85,211	84,125	83,040	81,954	80,869	80,054	79,239
	39605-Welders	23,384	22,932	22,480	21,905	21,330	20,755	20,180	19,605	19,030	18,455	17,880	17,305	16,730	16,155	15,580	15,005	14,430	13,939	13,567
	39700-Communication Equipment	631,893	630,184	628,476	626,767	625,058	623,350	621,642	619,935	618,228	616,521	614,815	613,109	611,403	609,697	607,992	606,287	604,582	602,489	600,395
	39701-Comm. Equip. - Mobile Radios	22,087	22,087	22,087	22,087	22,087	22,087	22,087	22,087	22,087	22,087	22,087	22,087	22,087	22,087	22,087	22,087	22,087	22,087	22,087
	39702-Comm. Equip. - Fixed Radios	34,136	34,136	34,136	34,136	34,136	34,136	34,136	34,136	34,136	34,136	34,136	34,136	34,136	34,136	34,136	34,136	34,136	34,136	34,136
	39705-Comm. Equip. - Telemetering	197,883	197,582	197,282	196,982	196,682	196,382	196,082	195,782	195,482	195,182	194,882	194,582	194,282	193,981	193,681	193,381	193,081	192,781	191,685
	39800-Miscellaneous Equipment	1,988,359	1,976,499	2,060,246	2,045,826	2,035,697	2,027,148	2,024,482	2,013,093	2,008,512	2,003,880	2,000,874	1,995,496	1,991,415	1,985,695	1,980,401	1,976,623	1,970,908	1,964,748	1,956,722
	39901-Oth Tang Prop - Servers - HW	-	-	-	-	-	-	-	-	-	-	-	-	-	-	-	-	-	-	-
	39902-Oth Tang Prop - Servers - SW	(4,988)	(4,988)	(4,988)	(4,988)	(4,988)	(4,988)	(4,988)	(4,988)	(4,988)	(4,988)	(4,988)	(4,988)	(4,988)	(4,988)	(4,988)	(4,988)	(4,988)	(4,988)	(4,988)
	39903-Oth Tang Prop - Network - HW	-	-	-	-	-	-	-	-	-	-	-	-	-	-	-	-	-	-	-
	39909-Oth Tang Prop - PC Hardware	1,581,179	1,579,402	1,830,275	1,828,518	1,827,192	1,825,724	1,824,257	1,959,664	1,962,653	2,004,335	2,031,112	2,053,952	2,073,058	2,089,351	2,106,632	2,129,637	2,144,876	2,150,306	2,151,415
	39907-Oth Tang Prop - PC Software	-	-	-	-	-	-	-	-	-	-	-	-	-	-	-	-	-	-	-
	39908-Oth Tang Prop - Appl Software	-	-	-	-	-	-	-	-	-	-	-	-	-	-	-	-	-	-	-
069 - Kentucky Division Total		209,082,340	209,446,953	216,926,795	227,430,994	227,857,403	229,376,735	229,958,139	230,501,159	232,383,675	234,413,471	237,264,504	239,599,385	241,692,351	243,044,181	244,310,270	246,923,038	250,528,201	252,993,643	253,734,769
Grand Total		329,768,596	327,981,237	334,031,443	342,546,935	343,662,883	350,269,133	349,405,066	348,784,859	348,427,700	348,008,405	426,422,741	426,356,839	425,950,620	424,985,484	423,846,565	426,336,537	429,775,628	432,642,250	434,612,405

Division	utility_account	Projected Feb-14	Projected Mar-14	Projected Apr-14	Projected May-14	Projected Jun-14	Projected Jul-14	Projected Aug-14	Projected Sep-14	Projected Oct-14	Projected Nov-14
002 - Dallas Atmos Rate Division											
39000-Structures & Improvements		79,944	86,620	93,678	100,512	107,328	114,125	120,902	127,659	133,259	138,841
39005-C-Structures & Improvements		6,289,877	6,233,497	6,209,019	6,182,559	6,157,059	6,134,580	6,106,100	6,080,821	6,055,141	6,029,692
39009-Improv. to Leased Premises		64,502	76,664	89,381	99,954	111,384	122,669	133,611	144,939	148,855	152,781
39100-Office Furniture & Equipment		3,592,222	3,535,126	3,509,013	3,480,894	3,453,739	3,426,577	3,399,398	3,372,203	3,344,209	3,316,202
39102-Remittance Processing Equipment		(5,860)	(5,860)	(5,860)	(5,860)	(5,860)	(5,860)	(5,860)	(5,860)	(5,860)	(5,860)
39103-Office Fum. - Coolers & Type		(2,898)	(2,898)	(2,898)	(2,898)	(2,898)	(2,898)	(2,898)	(2,898)	(2,898)	(2,898)
39104-G-Office Furniture & Equip.		55,455	56,241	56,027	55,812	55,599	55,384	55,170	54,956	54,742	54,528
39200-Transportation Equipment		25,749	23,356	20,964	18,571	15,178	13,786	11,393	9,000	6,608	4,215
39300-Stores Equipment		(758)	(758)	(758)	(758)	(758)	(758)	(758)	(758)	(758)	(758)
39400-Tools, Shop, & Garage Equip.		173,319	175,311	177,574	179,806	182,099	184,183	186,326	188,440	189,853	191,300
39500-Laboratory Equipment		27,521	29,309	30,781	32,239	33,683	35,111	36,525	37,925	39,029	40,120
39700-Communication Equipment		1,535,726	1,562,474	1,589,040	1,615,426	1,641,632	1,667,658	1,693,505	1,719,172	1,736,427	1,757,531
39800-Miscellaneous Equipment		275,538	275,062	275,525	274,969	274,413	273,859	273,300	272,743	272,187	271,631
39900-Other Tangible Equipm		87,744	85,843	83,571	82,100	80,228	78,357	76,485	74,614	72,742	70,871
39901-0th Tang Prop - Servers - HW		18,320,385	18,508,632	18,694,107	18,675,792	18,056,685	19,233,788	19,408,100	19,579,620	19,696,183	19,790,402
39902-0th Tang Prop - Servers - SW		9,641,300	9,611,629	9,581,371	9,560,526	9,519,093	9,487,073	9,454,466	9,421,272	9,374,648	9,327,531
39903-0th Tang Prop - Network - HW		1,550,512	1,528,687	1,506,828	1,485,035	1,463,309	1,441,649	1,420,055	1,398,527	1,376,326	1,354,196
39904-0th Tang Prop - CPU		(17,152)	(17,152)	(17,152)	(17,152)	(17,152)	(17,152)	(17,152)	(17,152)	(17,152)	(17,152)
39905-0th Tang Prop - MF Hardware		(15,410)	(15,410)	(15,410)	(15,410)	(15,410)	(15,410)	(15,410)	(15,410)	(15,410)	(15,410)
39906-0th Tang Prop - PC Hardware		138,889	162,991	187,009	210,943	234,794	258,561	282,245	305,845	322,599	339,320
39907-0th Tang Prop - PC Software		47,057	55,229	63,510	72,199	80,697	90,003	99,219	108,641	116,038	123,696
39908-0th Tang Prop - Appl Software		27,071,033	28,495,535	29,014,235	29,527,156	30,034,294	30,535,652	31,031,229	31,521,025	31,835,385	32,144,913
39909-0th Tang Prop - Mainframe SW		(113,016)	(113,016)	(113,016)	(113,016)	(113,016)	(113,016)	(113,016)	(113,016)	(113,016)	(113,016)
39924-0th Tang Prop - Gen. Startup C		(0)	(0)	(0)	(0)	(0)	(0)	(0)	(0)	(0)	(0)
002 - Dallas Atmos Rate Division Total		68,663,261	70,348,340	71,024,046	71,690,379	72,347,341	72,994,930	73,633,146	74,261,991	74,611,189	74,952,610
012 - Call Center Division											
38900-Land		2,874,240	2,874,240	2,874,240	2,874,240	2,874,240	2,874,240	2,874,240	2,874,240	2,874,240	2,874,240
38910-CKV-Land & Land Rights		1,887,123	1,887,123	1,887,123	1,887,123	1,887,123	1,887,123	1,887,123	1,887,123	1,887,123	1,887,123
39000-Structures & Improvements		10,164,430	10,129,852	10,094,868	10,060,079	10,025,285	9,990,485	9,955,680	9,920,870	9,885,744	9,850,613
39009-Improv. to Leased Premises		802,627	794,133	785,919	777,077	768,515	759,931	751,325	742,697	732,692	723,269
39100-CKV-Structures & Improvements		7,507,631	7,478,682	7,449,734	7,420,786	7,391,838	7,362,890	7,333,942	7,304,994	7,276,046	7,247,098
39100-Office Furniture & Equipment		1,004,412	1,000,573	996,734	992,995	989,256	985,517	981,778	977,539	973,700	969,861
39700-Communication Equipment		8,294,860	8,285,101	8,275,543	8,265,985	8,256,427	8,246,869	8,237,310	8,227,752	8,218,194	8,208,636
39710-CKV-Communication Equipment		196,215	194,961	193,707	192,454	191,200	189,946	188,692	187,438	185,184	184,930
39800-Miscellaneous Equipment		34,589	39,693	44,789	49,875	54,959	60,033	65,100	70,159	74,366	78,607
39900-Other Tangible Property		1,031	1,031	1,031	1,031	1,031	1,031	1,031	1,031	1,031	1,031
39901-0th Tang Prop - Servers - HW		8,214,398	8,172,663	8,130,930	8,089,196	8,047,465	8,005,732	7,963,999	7,922,267	7,880,534	7,838,801
39902-0th Tang Prop - Servers - SW		6,897,919	6,878,141	6,858,364	6,838,587	6,818,809	6,799,032	6,779,254	6,759,477	6,739,700	6,719,922
39903-0th Tang Prop - Network - HW		911,894	1,000,233	1,088,090	1,175,257	1,261,731	1,347,514	1,432,906	1,517,005	1,585,485	1,653,364
39905-0th Tang Prop - PC Hardware		815,391	868,034	920,267	972,062	1,023,477	1,074,453	1,125,011	1,175,149	1,215,704	1,256,308
39907-0th Tang Prop - PC Software		235,444	239,310	231,172	223,031	226,887	224,739	222,587	220,432	218,173	215,810
39908-0th Tang Prop - Appl Software		58,706,556	58,410,424	58,113,142	57,814,707	57,515,121	57,214,383	56,912,484	56,609,453	56,289,143	55,927,879
39910-CKV-Other Tangible Property		78,369	78,648	79,304	79,744	80,184	80,566	80,949	81,313	81,397	81,466
39916-CKV-0th Tang Prop-PC Hardware		96,177	94,758	93,338	91,919	90,499	89,079	87,660	86,240	84,821	83,401
39917-CKV-0th Tang Prop-PC Software		62,845	62,344	61,843	61,342	60,841	60,340	59,839	59,338	58,837	58,336
39924-0th Tang Prop - Gen. Startup C		(149)	(149)	(149)	(149)	(149)	(149)	(149)	(149)	(149)	(149)
012 - Call Center Division Total		108,785,580	108,483,794	108,179,889	107,873,264	107,564,519	107,253,455	106,940,071	106,624,367	106,243,264	105,860,265

Division	utility_account	Projected Feb-14	Projected Mar-14	Projected Apr-14	Projected May-14	Projected Jun-14	Projected Jul-14	Projected Aug-14	Projected Sep-14	Projected Oct-14	Projected Nov-14
	39604-Baskets	78,425	77,810	76,795	75,991	75,166	74,351	73,537	72,722	71,907	71,093
	39605-Walkers	13,136	12,704	12,273	11,841	11,410	10,978	10,547	10,115	9,684	9,252
	39700-Communication Equipment	598,302	596,210	594,116	592,026	589,934	587,843	585,753	583,662	581,572	579,482
	39701-Comm. Equip. - Mobile Radios	22,087	22,087	22,087	22,087	22,087	22,087	22,087	22,087	22,087	22,087
	39702-Comm. Equip. - Fixed Radios	34,136	34,136	34,136	34,136	34,136	34,136	34,136	34,136	34,136	34,136
	39705-Comm. Equip. - Telemetry	190,957	190,259	189,542	188,834	188,126	187,418	186,710	186,002	185,294	184,586
	39300-Miscellaneous Equipment	1,948,957	1,944,917	1,940,841	1,939,862	1,937,882	1,934,784	1,929,472	1,924,655	1,921,609	1,916,384
	39901-Oth Tang Prop - Servers - HW	-	-	-	-	-	-	-	-	-	-
	39902-Oth Tang Prop - Servers - SW	(4,988)	(4,988)	(4,988)	(4,988)	(4,988)	(4,988)	(4,988)	(4,988)	(4,988)	(4,988)
	39903-Oth Tang Prop - Network - HW	-	-	-	-	-	-	-	-	-	-
	39906-Oth Tang Prop - PC Hardware	2,156,089	2,177,039	2,199,564	2,234,877	2,265,367	2,292,109	2,309,622	2,326,438	2,353,030	2,368,566
	39907-Oth Tang Prop - PC Software	-	-	-	-	-	-	-	-	-	-
	39908-Oth Tang Prop - Appl Software	-	-	-	-	-	-	-	-	-	-
039 - Kentucky Division Total		254,325,343	256,483,874	259,077,009	263,019,110	266,392,644	269,397,095	271,451,702	273,297,742	275,519,670	277,618,644
Grand Total		435,028,370	437,781,320	440,735,039	445,148,949	448,857,505	452,186,721	454,555,835	456,706,663	459,097,313	461,324,186

BU	Division	SA Grouping	FY13							FY14								
			Budget Feb-13	Budget Mar-13	Budget Apr-13	Budget May-13	Budget Jun-13	Budget Jul-13	Budget Aug-13	Budget Sep-13	Forecasted Oct-13	Forecasted Nov-13	Forecasted Dec-13	Forecasted Jan-14	Forecasted Feb-14	Forecasted Mar-14	Forecasted Apr-14	Forecasted May-14
010	002	SSU	-	-	-	-	-	-	-	-	1,689,212	1,689,212	1,689,212	1,689,212	1,689,212	1,689,212	1,689,212	1,689,212
	012	CSS	-	-	-	-	-	-	-	-	-	-	-	-	-	-	-	-
	012	all Other	-	-	-	-	-	-	-	-	-	-	-	-	-	-	-	-
	012	SSU	-	-	-	-	-	-	-	-	394,122	394,122	394,122	394,122	394,122	394,122	394,122	394,122
050	091	Brentwood Division	49,379	223,090	8,261	126,816	8,261	8,261	8,261	8,261	207,119	178,982	3,094	241,109	51,848	234,245	8,674	133,156
	009	Kentucky w/o PRP	856,694	1,750,242	1,649,324	2,009,890	1,719,442	1,443,439	1,233,752	1,312,357	1,710,652	1,122,750	1,416,178	877,889	899,424	1,837,754	1,731,791	2,560,384
	009	Kentucky PRP	695,795	1,236,458	1,498,902	1,953,158	1,736,347	1,677,756	1,332,762	1,082,035	1,730,419	2,126,408	2,172,166	991,851	805,231	1,433,244	1,734,651	2,260,353
	009	Addtl Bldgs	-	-	-	-	-	-	-	-	-	1,198,330	-	-	-	250,000	250,000	
	009	WMR project	-	-	-	-	-	-	-	-	300,000	300,000	125,000	125,000	125,000	125,000	125,000	125,000
	009	Total KY	1,552,389	2,988,700	3,148,226	3,963,047	3,455,789	3,121,195	2,566,514	2,394,392	3,741,072	4,747,488	3,713,344	1,994,740	1,829,655	3,395,998	3,841,441	5,195,737

SSU uses a separate forecast for FYs 14 & 15
start of 5% growth rate for Divs 91 & 91 w/o PRP
changed PRP to spend \$20M annually, spread monthly proportionate to FY13 budget, allocated between Mains, Servic

checksums	1,552,389	2,988,700	3,148,226	3,963,047	3,455,789	3,121,195	2,566,514	2,394,392
diffs	-	-	-	-	-	-	-	-

Additions as used in Gross Plant

Div 2	302,848	-	-	-	-	-	-	-	-	1,689,212	1,889,212	1,689,212	1,689,212	1,689,212	1,689,212	1,689,212	1,689,212
Div 12	1,220	-	-	77,827,166	-	-	-	-	-	394,122	394,122	394,122	394,122	394,122	394,122	394,122	394,122
Div 91	254,316	223,090	8,261	126,816	8,261	8,261	8,261	8,261	8,261	207,119	178,982	3,094	241,109	51,848	234,245	8,674	133,156
Div 9	1,819,694	2,988,700	3,148,226	3,963,047	3,455,789	3,121,195	2,566,514	2,394,392	3,741,072	4,747,488	3,713,344	1,994,740	1,829,655	3,395,998	3,841,441	5,195,737	

differences to reconcile

Div 2	-	-	-	-	-	-	-	-	-	-	-	-	-	-	-	-	-
Div 12	-	-	-	(77,827,166)	-	-	-	-	-	-	-	-	-	-	-	-	-
Div 91	-	-	-	-	-	-	-	-	-	-	-	-	-	-	-	-	-
Div 9	-	-	-	-	-	-	-	-	-	-	-	-	-	-	-	-	-

BU	Division	SA Grouping	FY15					Test Year	FY14 totals	
			Forecasted Jun-14	Forecasted Jul-14	Forecasted Aug-14	Forecasted Sep-14	Forecasted Oct-14			Forecasted Nov-14
010	002	SSU	1,689,212	1,689,212	1,689,212	1,689,212	1,418,938	1,418,938	19,729,990	20,270,538
	012	CSS								
	012	all Other								
	012	SSU	394,122	394,122	394,122	394,122	331,062	331,062	4,603,343	4,729,462
050	091	Brentwood Division	8,674	8,674	8,674	8,674	217,474	187,932	1,112,226	1,092,921
	009	Kentucky w/o PRP	2,255,414	1,965,611	1,295,440	1,377,975	1,796,185	1,178,887	19,192,932	19,051,262
	009	Kentucky PRP	2,009,443	1,941,635	1,542,360	1,252,219	1,730,419	2,232,728	20,106,320	20,000,000
	009	Addl Bldgs	250,000	250,000	250,000	250,000			1,500,000	2,698,330
	009	WMR project	125,000	125,000	255,000	262,328			1,517,328	2,117,328
	009	Total KY	4,639,857	4,282,247	3,342,820	3,142,521	3,526,604	3,411,616	42,316,581	43,866,920

es & Meters proportionately as in the last PRP filing

checksums
diffs

Additions as used in Gross Plan

Div 2	1,689,212	1,689,212	1,689,212	1,689,212	1,418,938	1,418,938
Div 12	394,122	394,122	394,122	394,122	331,062	331,062
Div 91	8,674	8,674	8,674	8,674	217,474	187,932
Div 9	4,639,857	4,282,247	3,342,820	3,142,521	3,526,604	3,411,616

differences to reconcile

Div 2	-	-	-	-	-	-
Div 12	-	-	-	-	-	-
Div 91	-	-	-	-	-	-
Div 9	-	-	-	-	-	-

Capital Budget - Fiscal Year 2013

SA Desc	sub-category	Budget Category	Expenditure Type	OCT	NOV	DEC	JAN	FEB	MAR	APR	MAY	JUN	JUL	AUG	SEP	Total Year
002DIV Dallas Atmos Rate Division																
002DIV Dallas Atmos Rate Division Total																
012DIV Call Center Division																
Total non-CSS																
Total CSS																
012DIV Call Center Division Total																
091DIV Brentwood Division																
			Equipment	2,524	-	-	-	-	0	0	0	0	0	0	0	2,524
			Equipment	20,000	-	-	-	-	-	-	-	-	-	-	-	20,000
			SSU Overhead	2,026	-	-	-	-	-	-	-	-	-	-	-	2,026
			Equipment Total	24,550	-	-	-	-	-	-	-	-	-	-	-	24,550
			Information Technology	36,000	-	-	120,000	-	120,000	-	64,000	-	-	-	-	339,000
			Contractor Labor	17,757	19,079	355	34,889	-	24,281	0	10,804	0	0	0	0	113,885
			Div Overhead	64,400	90,500	2,400	37,400	8,260	8,260	8,260	8,260	8,260	8,260	8,260	8,260	287,523
			IT Hardware Purchases	41,300	52,000	-	62,000	-	52,000	-	-	-	-	-	-	197,300
			Payroll Tax	14,849	8,850	191	22,558	8,031	18,548	0	8,751	0	0	0	0	78,519
			SSU Overhead	172,706	170,460	2,946	229,828	49,379	223,090	8,280	126,816	8,260	8,260	8,260	8,260	1,016,327
			Information Technology Total	197,256	170,460	2,946	229,828	49,379	223,090	8,281	128,816	8,261	8,261	8,261	8,261	1,040,877
091DIV Brentwood Division Total																
099DIV Ken non-PRP																
			Equipment	28,275	7,848	6,799	845	4,010	141	-	-	-	-	-	-	48,718
			Equipment	185,488	58,642	44,342	1,800	21,585	880	(120)	(120)	(120)	(120)	(120)	(120)	311,794
			Materials - without stores	46,500	-	1,600	1,800	-	-	-	-	-	-	-	-	49,700
			SSU Overhead	23,493	3,858	3,652	427	2,903	108	-	-	-	-	-	-	34,251
			State Overhead	38,179	10,238	7,961	1,272	1,065	201	-	-	-	-	-	-	59,938
			Equipment Total	323,974	80,366	64,364	5,245	29,584	1,329	(120)	(120)	(120)	(120)	(120)	(120)	564,399
			Growth	44,544	43,350	32,554	32,554	32,554	32,564	33,779	32,564	32,564	32,564	32,564	32,564	414,822
			Benefits	33,967	33,967	13,157	13,157	13,157	2,524	2,524	2,524	2,524	2,524	2,524	2,524	124,965
			Contractor Labor	10,824	10,354	9,518	9,518	9,518	9,728	9,518	9,518	9,518	9,518	9,518	9,518	116,818
			Direct Heavy Equipment	7,409	6,343	5,783	5,783	5,783	5,783	6,047	5,783	5,783	5,783	5,783	5,783	71,851
			Direct Rent	959	923	713	713	713	736	713	713	713	713	713	713	9,038
			Direct Telecomm	17,595	17,257	13,855	13,855	13,855	13,855	14,228	13,855	13,855	13,855	13,855	13,857	173,790
			Direct Utilities	4,834	5,030	3,965	3,965	3,965	3,993	3,965	3,965	3,965	3,965	3,965	3,965	49,545
			Div Overhead	29,358	33,900	23,859	32,497	29,951	21,259	18,063	16,435	17,507	20,482	20,598	28,332	292,642
			Materials - with stores	57,075	58,899	40,372	40,372	40,372	41,722	41,722	40,372	40,372	40,372	40,372	40,372	521,195
			Materials - without stores	5,728	27,728	5,728	5,728	5,728	5,728	5,728	5,728	5,728	5,728	5,728	5,728	90,789
			Other Expenditures	9,893	9,893	9,893	9,893	9,893	9,893	9,893	9,893	9,893	9,893	9,893	9,893	119,515
			Payroll Tax	15,887	5,715	4,289	4,289	4,289	4,449	4,289	4,289	4,289	4,289	4,289	4,289	54,840
			SSU Overhead	23,559	15,803	12,851	21,520	21,587	16,240	17,196	13,311	13,724	12,075	11,558	9,745	189,298
			State Overhead	41,623	41,606	27,939	64,108	64,794	30,252	28,948	19,889	21,856	31,168	37,043	47,110	458,323
			Stores Overhead	2,283	2,356	1,615	1,615	1,615	1,615	1,689	1,615	1,615	1,615	1,615	1,617	20,844
			Total Direct Capital Labor	73,341	71,441	53,616	53,616	53,616	53,616	55,618	53,618	53,618	53,618	53,618	53,618	682,994
			Growth Total	368,789	384,575	259,708	313,182	311,491	295,482	301,617	281,367	284,818	295,447	301,360	317,176	3,719,014
			Information Technology	3,365	3,589	3,946	-	-	-	-	-	-	-	-	-	10,880
			IT Hardware Purchases	26,667	26,687	26,688	-	-	-	-	-	-	-	-	-	85,696
			SSU Overhead	2,701	1,664	2,126	-	-	-	-	-	-	-	-	-	5,491
			Information Technology Total	32,733	31,899	32,758	-	-	-	-	-	-	-	-	-	5,686
			Public Improvement	-	-	-	-	-	(40,165)	21,516	21,515	21,515	21,515	(157,610)	21,515	(80,202)
			Benefits	6,332	2,888	50	50	50	1,872	50	13,777	10,376	8,979	8,979	8,979	53,256
			Contractor Labor	45,708	45,709	1,600	1,600	1,600	1,600	148,750	78,750	43,750	43,750	43,750	43,750	408,017
			Direct Heavy Equipment	1,227	1,035	19	19	19	334	19	1,939	1,810	1,428	1,428	20	9,299
			Direct Rent	1,091	701	13	13	13	409	13	1,147	995	753	753	14	5,915
			Direct Telecomm	104	52	1	1	1	39	1	262	193	167	167	1	988
			Direct Transportation	2,127	1,174	22	22	22	582	22	4,536	3,456	2,922	2,922	23	17,830
			Direct Utilities	810	480	9	9	9	50	9	1,330	895	713	713	9	5,037
			Div Overhead	9,344	7,997	161	220	202	1,094	127	25,080	13,568	13,743	10,345	9,527	81,489
			Materials - with stores	10,247	6,247	833	833	833	833	833	32,709	8,709	21,238	5,238	637	89,328
			Materials - without stores	83	83	83	83	83	83	83	6,083	83	3,583	83	87	10,500
			Other Expenditures	-	-	-	-	-	2,800	2,800	2,300	-	-	-	-	4,900
			Payroll Tax	834	354	7	7	7	247	7	1,815	1,387	1,183	1,183	7	7,015
			SSU Overhead	7,495	3,726	87	145	147	836	121	20,296	10,837	7,748	5,709	71	57,029
			State Overhead	13,247	10,432	169	433	438	1,557	203	30,327	16,939	19,994	18,250	345	112,354
			Stores Overhead	410	250	33	33	33	33	33	1,308	348	846	208	33	3,573
			Total Direct Capital Labor	10,425	4,425	83	83	83	3,083	83	22,683	17,083	14,783	14,783	87	87,884
			Public Improvement Total	108,486	85,354	1,591	1,952	1,941	(27,513)	23,119	338,036	186,721	165,017	(43,129)	23,310	865,887
			Structures	911	-	-	-	-	-	-	-	-	-	-	-	911
			Direct Heavy Equipment	117	-	-	-	-	-	-	-	-	-	-	-	117
			Direct Rent	54	-	-	-	-	-	-	-	-	-	-	-	54
			Direct Telecomm	17	-	-	-	-	-	-	-	-	-	-	-	17
			Direct Transportation	283	-	-	-	-	-	-	-	-	-	-	-	283
			Direct Utilities	60	-	-	-	-	-	-	-	-	-	-	-	60
			Materials - without stores	1,800	-	-	-	-	-	-	-	-	-	-	-	1,800
			Payroll Tax	120	-	-	-	-	-	-	-	-	-	-	-	120
			Structures	184,933	9,433	9,433	-	-	8,878	8,878	8,878	8,878	8,878	8,878	8,878	245,947
			Total Direct Capital Labor	1,500	-	-	-	-	-	-	-	-	-	-	-	1,500
			Structures Total	189,794	9,433	9,433	-	-	8,878	8,878	8,878	8,878	8,878	8,878	8,878	250,858
			System Improvement	1,822	-	-	-	-	1,063	-	-	3,000	6,000	-	-	12,000
			Benefits	423	-	-	-	-	40	-	-	-	-	-	-	463
			Contractor Labor	131	-	-	-	-	47	-	-	-	-	-	-	178
			Direct Heavy Equipment	52	-	-	-	-	22	-	-	-	-	-	-	74
			Direct Rent	759	-	-	-	-	338	-	-	-	-	-	-	1,096
			Direct Telecomm	156	-	-	-	-	136	-	-	-	-	-	-	292
			Direct Transportation	6,417	2,114	601	1,975	1,982	8,940	543	2,052	1,240	1,967	-	-	27,921
			Direct Utilities	3,000	-	-	-	-	16,900	-	-	-	-	-	-	19,900

Retirement of Banner & Advantage Systems					
<u>business segment</u>	<u>utility account</u>	<u>utility account</u>	<u>Banner</u>	<u>Advantage</u>	<u>Total</u>
002 - Dallas Atmos Rate Div	39100	39100-Office Furniture & Equipment	1,308,959		1,308,959
	39901	39901-Oth Tang Prop - Servers - H/W	282,596		282,596
			1,591,555	-	1,591,555
012 - Call Center Division	39700	39700-Communication Equipment	118,856		118,856
	39901	39901-Oth Tang Prop - Servers - H/W	8,057,572		8,057,572
	39902	39902-Oth Tang Prop - Servers - S/W	6,295,020		6,295,020
	39903	39903-Oth Tang Prop - Network - H/W	13,871		13,871
	39906	39906-Oth Tang Prop - PC Hardware	42,284		42,284
	39907	39907-Oth Tang Prop - PC Software	3,860		3,860
	39908	39908-Oth Tang Prop - Appl Software	28,042,330	31,344,485	59,386,815
		42,573,793	31,344,485	73,918,278	
Grand Total			44,165,348	31,344,485	75,509,833

effective the end of April 2013

**ATMOS ENERGY CORPORATION
KENTUCKY PIPE REPLACEMENT PROGRAM
SURCHARGE CALCULATION OF FORCASTED ACTIVITY
AS OF OCTOBER 2012 THROUGH SEPTEMBER 2013
ADDITIONS**

<u>Line Number</u>	<u>Description</u>	<u>Mains</u>	<u>Services</u>	<u>Meters</u>	<u>Total</u>
1	Prior Year: 2011 (June-Sept only)	\$ 2,794,512	\$ 425,544	\$ 50,887	\$ 3,270,943
2					
3	Prior Year: 2012	15,121,250	2,152,222	163,537	17,437,009
4					
5	Current Year: 2013	13,056,365	3,633,344	166,937	16,856,646
6					
7	Total Additions	<u>\$ 30,972,127</u>	<u>\$ 6,211,109</u>	<u>\$ 381,362</u>	<u>\$ 37,564,598</u>
	most recent distribution	77.46%	21.55%	0.99%	100.00%

GL Accot (All)

current additions	month									
		08/2012	09/2012	10/2012	11/2012	12/2012	01/2013	02/2013	03/2013	
002										
39000-Structures & Improvements	3,236	-6	34,677	5,559	3,200	0	0	0	0	
39005-G-Structures & Improvements	0	0	0	0	0	0	0	0	0	
39009-Improv. to Leased Premises	0	0	91,914	0	187,176	54	0	-1	0	
39100-Office Furniture & Equipment	-6,721	12,047	5,187	0	22,887	-1,305	-1	2	0	
39102-Remittance Processing Equipme	0	0	0	0	0	0	0	0	0	
39103-Office Furn. - Copiers & Type	0	0	0	0	0	0	0	0	0	
39104-G-Office Furniture & Equip.	0	0	0	0	0	0	0	0	0	
39200-Transportation Equipment	0	0	0	0	0	0	0	0	0	
39300-Stores Equipment	0	0	0	0	0	0	0	0	0	
39400-Tools, Shop, & Garage Equip.	26,316	0	0	0	0	0	0	0	0	
39500-Laboratory Equipment	0	11,532	0	0	0	0	0	0	0	
39700-Communication Equipment	0	246,737	0	0	8,824	0	0	0	0	
39800-Miscellaneous Equipment	0	0	0	0	0	0	0	0	0	
39900-Other Tangible Property	0	0	0	0	0	0	0	0	0	
39901-Oth Tang Prop - Servers - HW	0	27,903	0	2,147,837	261,067	5,964	105,573	84,830	0	
39902-Oth Tang Prop - Servers - S/W	0	324	0	54,672	301,860	-181	169,963	10,125	0	
39903-Oth Tang Prop - Network - H/W	0	15,663	14,711	6	-28	0	0	0	0	
39904-Oth Tang Prop - CPU	0	0	0	0	0	0	0	0	0	
39905-Oth Tang Prop - MF Hardware	0	0	0	0	0	0	0	0	0	
39906-Oth Tang Prop - PC Hardware	0	1	0	27,101	250,299	-98	0	7,409	0	
39907-Oth Tang Prop - PC Software	0	0	0	1,326	90,338	-2	0	4,903	0	
39908-Oth Tang Prop - Appl Software	0	211,062	0	561,698	5,899,856	257,813	26,313	42,934	0	
39909-Oth Tang Prop - Mainframe S/W	0	0	0	0	0	0	0	0	0	
39924-Oth Tang Prop - Gen. Startup C	0	0	0	0	0	0	0	0	0	
002 Total	22,831	525,260	146,488	2,798,200	7,025,579	262,246	302,848	150,201		
012										
38900-Land	0	0	0	0	0	0	0	0	0	
38910-CKV-Land & Land Rights	0	0	0	0	0	0	0	0	0	
39000-Structures & Improvements	0	1,842	0	0	0	0	0	0	0	
39009-Improv. to Leased Premises	0	0	0	6,261	-2	0	0	0	0	
39010-CKV-Structures & Improvements	0	0	0	0	0	0	0	0	0	
39100-Office Furniture & Equipment	0	0	0	0	0	0	0	0	0	
39700-Communication Equipment	0	0	0	0	0	0	0	0	0	
39710-CKV-Communication Equipment	0	0	0	0	0	0	0	0	0	
39800-Miscellaneous Equipment	0	4,897	0	0	0	0	0	0	0	
39900-Other Tangible Property	0	0	0	0	0	0	0	0	0	
39901-Oth Tang Prop - Servers - HW	0	0	0	0	0	0	0	67,464	0	
39902-Oth Tang Prop - Servers - S/W	0	0	0	0	0	0	0	325,782	0	
39903-Oth Tang Prop - Network - H/W	0	90,426	0	0	0	0	0	0	0	
39906-Oth Tang Prop - PC Hardware	4,314	-610	0	3,985	45,984	1,071	-329	341,389	0	
39907-Oth Tang Prop - PC Software	0	600	0	0	0	0	0	0	0	
39908-Oth Tang Prop - Appl Software	0	137,928	0	20,887	55,659	0	0	0	0	
39910-CKV-Other Tangible Property	0	0	0	0	0	0	1,549	102	0	
39916-CKV-Oth Tang Prop-PC Hardware	0	0	0	0	0	0	0	0	0	
39917-CKV-Oth Tang Prop-PC Software	0	0	0	0	0	0	0	0	0	
39924-Oth Tang Prop - Gen. Startup C	0	0	0	0	0	0	0	0	0	
012 Total	4,314	235,083	0	31,132	101,640	1,071	1,220	734,737		
091										
30100-Organization	0	0	0	0	0	0	0	0	0	
30300-Misc. Intangible Plant	0	0	0	0	0	0	0	0	0	
37601-Mains - Steel	0	0	0	0	0	0	0	0	0	
39001-Structures - Frame	0	0	0	0	0	0	0	0	0	
39004-Air Conditioning Equipment	0	0	0	0	0	0	0	0	0	
39009-Improv. to Leased Premises	0	0	0	0	0	0	0	0	0	
39100-Office Furniture & Equipment	0	0	0	0	4,798	0	0	0	0	
39200-Transportation Equipment	0	0	0	0	0	0	0	0	0	
39300-Stores Equipment	0	0	0	0	0	0	0	0	0	
39400-Tools, Shop, & Garage Equip.	0	0	0	0	0	0	0	0	0	
39600-Power Operated Equipment	0	0	0	0	0	0	0	0	0	
39700-Communication Equipment	0	0	0	0	0	0	0	0	0	
39800-Miscellaneous Equipment	0	0	0	0	0	0	0	0	0	
39900-Other Tangible Property	0	0	0	0	0	0	0	0	0	
39901-Oth Tang Prop - Servers - HW	0	0	0	0	0	0	0	0	0	
39902-Oth Tang Prop - Servers - S/W	0	0	0	0	0	0	0	0	0	
39903-Oth Tang Prop - Network - H/W	0	0	0	0	0	0	0	0	0	
39906-Oth Tang Prop - PC Hardware	0	0	-48	0	0	0	254,316	0	0	
39907-Oth Tang Prop - PC Software	0	0	0	0	0	0	0	0	0	
39908-Oth Tang Prop - Appl Software	0	0	0	0	0	0	0	0	38,575	
091 Total	0	0	-48	0	4,798	0	254,316	38,575		
009										
30100-Organization	0	0	0	0	0	0	0	0	0	
30200-Franchises & Consents	0	0	0	0	0	0	0	0	0	
32520-Producing Leaseholds	0	0	0	0	0	0	0	0	0	
32540-Rights-of-Way	0	0	0	0	0	0	0	0	0	
33100-Production Gas Wells Equipmen	0	0	0	0	0	0	0	0	0	
33201-Field Lines	0	0	0	0	0	0	0	0	0	
33202-Tributary Lines	0	0	0	0	0	0	0	0	0	
33400-Field Meas. & Reg. Sta. Equip	0	0	0	0	0	0	0	0	0	
33600-Purification Equipment	0	0	0	0	0	0	0	0	0	
35010-Land	0	0	0	0	0	0	0	0	0	
35020-Rights of Ways	0	0	0	0	0	0	0	0	0	
35100-Structures & Improvements	0	0	0	0	0	0	0	0	0	
35102-Compressor Station Equipment	0	0	0	0	0	0	0	0	0	
35103-Meas. & Reg. Sta. Structures	0	0	0	0	0	0	0	0	0	
35104-Other Structures	0	0	0	0	0	0	0	0	0	
35200-Wells	0	0	882,315	-594	1,271	0	0	0	0	
35201-Well Construction	0	0	0	0	0	0	0	0	0	
35202-Well Equipment	0	0	0	0	0	0	0	0	0	
35203-Cushion Gas	0	0	0	0	0	0	0	0	0	

Division description2	08/2012	09/2012	10/2012	11/2012	12/2012	01/2013	02/2013	03/2013
35210-Leaseholds	0	0	0	0	0	0	0	0
35211-Storage Rights	0	0	0	0	0	0	0	0
35301-Field Lines	0	0	0	0	0	0	0	0
35302-Tributary Lines	0	0	0	0	0	0	0	0
35400-Compressor Station Equipment	0	0	0	0	0	0	0	0
35500-Meas. & Reg. Equipment	0	0	0	0	0	0	0	0
35600-Purification Equipment	0	0	0	0	0	0	0	0
36510-Land & Land Rights	0	0	0	0	0	0	0	0
36520-Rights-Of-Way	0	0	0	0	0	0	0	0
36602-Structures & Improvements	0	0	0	0	0	0	0	0
36603-Other Structures	0	0	0	0	0	0	0	0
36700-Mains - Cathodic Protection	0	0	0	0	0	0	0	0
36701-Mains - Steel	0	4,654	0	0	0	0	0	0
36900-Meas. & Reg. Sta. Equipment	0	0	0	0	0	0	0	0
36901-Meas. & Reg. Sta. Equipment	0	0	0	0	0	0	0	0
37400-Land & Land Rights	0	14,847	0	0	0	42,873	0	0
37401-Land	0	0	0	0	0	0	0	0
37402-Land Rights	0	0	0	0	0	0	0	0
37403-Land Other	0	0	0	0	0	0	0	0
37500-Structures & Improvements	0	8,324	-26	-5	-5	0	0	0
37501-Structures & Improvements T.B	0	0	0	0	0	0	0	0
37502-Land Rights	0	0	0	0	0	0	0	0
37503-Improvements	0	0	0	0	0	0	0	0
37600-Mains - Cathodic Protection	30,261	72,473	30,162	27,962	34,823	30,494	31,117	38,062
37601-Mains - Steel	68,298	3,147,575	8,676,058	43,184	158,828	230,631	-170,109	150,036
37602-Mains - Plastic	249,875	3,155,459	694,704	215,226	427,804	374,643	504,401	89,844
37800-Meas. & Reg. Sta. Eq-General	8,554	151,975	51,827	1,102	100,916	30,344	44,490	251
37900-Meas. & Reg. - City Gate	0	87,643	2,777	18,308	1,476	48,974	57,291	34,559
37905-Meas. & Reg. Sta. Equip T.B.	0	0	0	0	0	0	0	0
38000-Services	626,639	511,775	693,533	547,976	575,131	431,233	649,997	437,206
38100-Meters	112,787	282,017	329,302	381,587	696,510	234,454	200,522	225,412
38200-Meter Installations	212,642	164,976	140,138	162,276	9,551	130,362	106,189	36,035
38300-House Regulators	84,409	-7,246	57,527	31,361	18,914	20,963	38,658	-4,298
38400-House Reg. Installations	0	0	0	0	0	0	0	0
38500-Ind. Meas. & Reg. Sta. Equip	0	19,155	9,724	4,952	4,528	11,695	124	8,882
38900-Land & Land Rights	0	0	0	0	0	0	0	0
39000-Structures & Improvements	0	151,996	0	-178	70,957	18,188	0	188
39002-Structures - Brick	0	0	0	0	0	0	0	0
39003-Improvements	0	0	0	0	0	0	0	0
39004-Air Conditioning Equipment	0	0	0	0	0	0	0	0
39009-Improv. to Leased Premises	0	0	0	0	0	0	0	0
39100-Office Furniture & Equipment	2,853	30,039	0	0	0	0	0	0
39103-Office Furn. - Copiers & Type	0	0	0	0	0	0	0	0
39200-Transportation Equipment	0	0	0	0	0	0	0	0
39201-WKG Trucks	0	0	0	0	0	0	0	0
39202-WKG Trailers	0	0	0	0	0	0	0	0
39400-Tools, Shop, & Garage Equip.	27,583	33,650	201	0	18	13,166	21,534	13,323
39603-Ditchers	0	0	0	0	0	0	0	0
39604-Backhoes	0	0	0	0	0	0	0	0
39605-Welders	0	0	0	0	0	0	0	0
39700-Communication Equipment	0	0	0	0	0	0	0	0
39701-Comm. Equip. - Mobile Radios	0	0	0	0	0	0	0	0
39702-Comm. Equip. - Fixed Radios	0	0	0	0	0	0	0	0
39705-Comm. Equip. - Telemetry	0	0	0	0	0	0	0	0
39800-Miscellaneous Equipment	0	95,296	-2,605	2,438	1,837	8,723	0	119,161
39901-Oth Tang Prop - Servers - H/W	0	0	0	0	0	0	0	0
39902-Oth Tang Prop - Servers - S/W	0	0	0	0	0	0	0	0
39903-Oth Tang Prop - Network - H/W	0	0	0	0	0	0	0	0
39906-Oth Tang Prop - PC Hardware	0	252,200	0	0	0	0	135,480	27
39907-Oth Tang Prop - PC Software	0	0	0	0	0	0	0	0
39908-Oth Tang Prop - Appl Software	0	0	0	0	0	0	0	0
009 Total	1,423,901	8,176,809	11,565,635	1,435,593	2,102,559	1,626,743	1,619,694	1,148,687
Grand Total	1,451,046	8,937,152	11,712,075	4,264,925	9,234,576	1,890,060	2,178,078	2,072,200

GL Acct (All)

current retirements		month							
Division	description2	08/2012	09/2012	10/2012	11/2012	12/2012	01/2013	02/2013	03/2013
002	39000-Structures & Improvements	0	0	0	0	0	0	0	0
	39005-G-Structures & Improvements	0	0	0	0	0	0	0	0
	39009-Improv. to Leased Premises	0	0	0	0	0	0	0	0
	39100-Office Furniture & Equipment	0	0	0	0	0	0	0	-294,032
	39103-Remittance Processing Equipme	0	0	0	0	0	0	0	0
	39104-Office Furn. - Copiers & Type	0	0	0	0	0	0	0	0
	39104-G-Office Furniture & Equip.	0	0	0	0	0	0	0	0
	39200-Transportation Equipment	0	0	0	0	0	0	0	0
	39300-Stores Equipment	0	0	0	0	0	0	0	0
	39400-Tools, Shop, & Garage Equip.	0	0	0	0	0	0	0	0
	39500-Laboratory Equipment	0	0	0	0	0	0	0	0
	39700-Communication Equipment	0	0	0	0	0	0	0	0
	39800-Miscellaneous Equipment	0	0	0	0	0	0	0	0
	39900-Other Tangible Property	0	0	0	0	0	0	0	0
	39901-Oth Tang Prop - Servers - H/W	0	0	0	0	0	0	0	0
	39902-Oth Tang Prop - Servers - S/W	0	0	0	0	0	0	0	0
	39903-Oth Tang Prop - Network - H/W	0	0	0	0	-96,188	0	0	0
	39904-Oth Tang Prop - CPU	0	0	0	0	0	0	0	0
	39905-Oth Tang Prop - MF Hardware	0	0	0	0	0	0	0	0
	39906-Oth Tang Prop - PC Hardware	0	0	0	0	-215,892	0	0	0
	39907-Oth Tang Prop - PC Software	0	0	0	0	-361,587	0	0	0
	39908-Oth Tang Prop - Appl Software	0	0	0	0	-30,794	0	0	0
	39909-Oth Tang Prop - Mainframe S/W	0	0	0	0	0	0	0	0
	39924-Oth Tang Prop - Gen. Starup C	0	0	0	0	0	0	0	0
002 Total		0	0	0	0	-704,462	0	0	-294,032
012	38900-Land	0	0	0	0	0	0	0	0
	38910-CKV-Land & Land Rights	0	0	0	0	0	0	0	0
	39000-Structures & Improvements	0	0	0	0	0	0	0	0
	39009-Improv. to Leased Premises	0	0	0	0	0	0	0	0
	39010-CKV-Structures & Improvements	0	0	0	0	0	0	0	0
	39100-Office Furniture & Equipment	0	0	0	0	0	0	0	0
	39700-Communication Equipment	0	0	0	0	0	0	0	0
	39710-CKV-Communication Equipment	0	0	0	0	0	0	0	0
	39800-Miscellaneous Equipment	0	0	0	0	0	0	0	0
	39900-Other Tangible Property	0	0	0	0	0	0	0	0
	39901-Oth Tang Prop - Servers - H/W	0	0	0	0	0	0	0	0
	39902-Oth Tang Prop - Servers - S/W	0	0	0	0	0	0	0	0
	39903-Oth Tang Prop - Network - H/W	0	0	0	0	0	0	0	0
	39906-Oth Tang Prop - PC Hardware	0	0	0	0	0	0	0	0
	39907-Oth Tang Prop - PC Software	0	0	0	0	0	0	0	0
	39908-Oth Tang Prop - Appl Software	0	0	0	0	-92,355	0	0	0
	39910-CKV-Other Tangible Property	0	0	0	0	0	0	0	0
	39916-CKV-Oth Tang Prop-PC Hardware	0	0	0	0	0	0	0	0
	39917-CKV-Oth Tang Prop-PC Software	0	0	0	0	0	0	0	0
	39924-Oth Tang Prop - Gen. Starup C	0	0	0	0	-9,347	0	0	0
012 Total		0	0	0	0	-101,701	0	0	0
091	30100-Organization	0	0	0	0	0	0	0	0
	30300-Misc. Intangible Plant	0	0	0	0	0	0	0	0
	37601-Mains - Steel	0	0	0	0	0	0	0	0
	39001-Structures - Frame	0	0	0	0	0	0	0	0
	39004-Air Conditioning Equipment	0	0	0	0	0	0	0	0
	39009-Improv. to Leased Premises	0	0	0	0	0	0	0	0
	39100-Office Furniture & Equipment	0	0	0	0	0	0	0	0
	39200-Transportation Equipment	0	0	0	0	0	0	0	0
	39300-Stores Equipment	0	0	0	0	0	0	0	0
	39400-Tools, Shop, & Garage Equip.	0	0	0	0	0	0	0	0
	39600-Power Operated Equipment	0	0	0	0	0	0	0	0
	39700-Communication Equipment	0	0	0	0	-91,931	0	0	0
	39800-Miscellaneous Equipment	0	0	0	0	-232	0	0	0
	39900-Other Tangible Property	0	0	0	0	0	0	0	0
	39901-Oth Tang Prop - Servers - H/W	0	0	0	0	0	0	0	0
	39902-Oth Tang Prop - Servers - S/W	0	0	0	0	0	0	0	0
	39903-Oth Tang Prop - Network - H/W	0	0	0	0	-11,191	0	0	0
	39906-Oth Tang Prop - PC Hardware	0	0	0	0	-630,450	0	0	0
	39907-Oth Tang Prop - PC Software	0	0	0	0	-88,815	0	0	0
	39908-Oth Tang Prop - Appl Software	0	0	0	0	-707,722	0	0	0
091 Total		0	0	0	0	-1,530,342	0	0	0
009	30100-Organization	0	0	0	0	0	0	0	0
	30200-Franchises & Consents	0	0	0	0	0	0	0	0
	32520-Producing Leaseholds	0	0	0	0	0	0	0	0
	32540-Rights-of-Way	0	0	0	0	0	0	0	0
	33100-Production Gas Wells Equipmen	0	0	0	0	0	0	0	0
	33201-Field Lines	0	0	0	0	0	0	0	0
	33202-Tributary Lines	0	0	0	0	0	0	0	0
	33400-Field Meas. & Reg. Sta. Equip	0	0	0	0	0	0	0	0
	33600-Purification Equipment	0	0	0	0	0	0	0	0
	35010-Land	0	0	0	0	0	0	0	0
	35020-Rights of Ways	0	0	0	0	0	0	0	0
	35100-Structures & Improvements	0	0	0	0	0	0	0	0
	35102-Compressor Station Equipment	0	0	0	0	0	0	0	0
	35103-Meas. & Reg. Sta. Structures	0	0	0	0	0	0	0	0
	35104-Other Structures	0	0	0	0	0	0	0	0
	35200-Wells	0	0	0	0	0	0	0	0
	35201-Well Construction	0	0	-167,597	0	0	0	0	0
	35202-Well Equipment	0	0	0	0	0	0	0	0
	35203-Cushion Gas	0	0	0	0	0	0	0	0

Division	description2	08/2012	09/2012	10/2012	11/2012	12/2012	01/2013	02/2013	03/2013
	35210-Leaseholds	0	0	0	0	0	0	0	0
	35211-Storage Rights	0	0	0	0	0	0	0	0
	35301-Field Lines	0	0	0	0	0	0	0	0
	35302-Tributary Lines	0	0	0	0	0	0	0	0
	35400-Compressor Station Equipment	0	0	0	0	0	0	0	0
	35500-Meas. & Reg. Equipment	0	0	0	0	0	0	0	0
	35600-Purification Equipment	0	0	0	0	0	0	0	0
	36510-Land & Land Rights	0	0	0	0	0	0	0	0
	36520-Rights-Of-Way	0	0	0	0	0	0	0	0
	36602-Structures & Improvements	0	0	0	0	0	0	0	0
	36603-Other Structures	0	0	0	0	0	0	0	0
	36700-Mains - Cathodic Protection	0	0	0	0	0	0	0	0
	36701-Mains - Steel	0	-9,558	0	-302,693	0	-23,746	0	0
	36900-Meas. & Reg. Sta. Equipment	0	0	0	0	0	0	0	0
	36901-Meas. & Reg. Sta. Equipment	-132	0	0	0	0	-805	0	0
	37400-Land & Land Rights	0	0	0	0	0	0	0	0
	37401-Land	0	0	0	0	0	0	0	0
	37402-Land Rights	0	0	0	0	0	0	0	0
	37403-Land Other	0	0	0	0	0	0	0	0
	37500-Structures & Improvements	0	0	0	0	0	0	0	0
	37501-Structures & Improvements T.B	0	0	0	0	0	0	0	0
	37502-Land Rights	0	0	0	0	0	0	0	0
	37503-Improvements	0	0	0	0	0	0	0	0
	37600-Mains - Cathodic Protection	0	-35,118	0	0	-3,284	0	0	0
	37601-Mains - Steel	-31,300	-520,135	-34,999	-207	-6,823	-122,278	-43,400	-2,840
	37602-Mains - Plastic	-3,675	-109,235	-59,241	-13,839	-3,197	-16,734	-4,097	-390
	37800-Meas. & Reg. Sta. Eq-General	-2,466	-9,437	-1,790	0	0	-767	-564	-195
	37900-Meas. & Reg. - City Gate	0	0	0	0	0	0	0	0
	37905-Meas. & Reg. Sta. Equip T.B.	-205	-9,476	0	0	0	0	0	0
	38000-Services	-118,206	-221,923	-93,078	-77,634	-10,815	-190,803	-210,607	-61,191
	38100-Meters	0	0	0	0	0	0	0	0
	38200-Meter Installations	-48,738	-28,731	-39,319	-17,653	-25,908	-27,002	-24,719	0
	38300-House Regulators	0	0	0	0	0	0	0	0
	38400-House Reg. Installations	0	0	0	0	0	0	0	0
	38500-Ind. Meas. & Reg. Sta. Equip	0	-6,251	0	0	0	0	0	0
	38900-Land & Land Rights	0	0	0	0	0	0	0	0
	39000-Structures & Improvements	0	0	0	0	0	0	0	-5,256
	39002-Structures - Brick	0	0	0	0	0	0	0	0
	39003-Improvements	0	0	0	0	0	0	0	0
	39004-Air Conditioning Equipment	0	0	0	0	0	0	0	0
	39009-Improv. to Leased Premises	0	0	0	0	0	0	0	0
	39100-Office Furniture & Equipment	0	-2,689	0	0	0	0	0	-3,836
	39103-Office Furn. - Copiers & Type	0	0	0	0	0	0	0	0
	39200-Transportation Equipment	0	0	0	0	0	0	0	0
	39201-WKG Trucks	0	0	0	0	0	0	0	0
	39202-WKG Trailers	0	0	0	0	0	0	0	0
	39400-Tools, Shop, & Garage Equip.	-1,577	-11,373	0	0	0	0	0	0
	39603-Ditchers	0	0	0	0	0	0	0	0
	39604-Backhoes	0	0	0	0	0	0	0	0
	39605-Welders	0	0	0	0	0	0	0	0
	39700-Communication Equipment	0	0	0	0	-441	0	0	0
	39701-Comm. Equip. - Mobile Radios	0	0	0	0	0	0	0	0
	39702-Comm. Equip. - Fixed Radios	0	0	0	0	0	0	0	0
	39705-Comm. Equip. - Telemetry	0	0	0	0	0	0	0	0
	39800-Miscellaneous Equipment	0	-109,838	0	0	-213,314	0	0	0
	39901-Oth Tang Prop - Servers - H/W	0	0	0	0	0	0	0	0
	39902-Oth Tang Prop - Servers - S/W	0	0	0	0	-12,698	0	0	0
	39903-Oth Tang Prop - Network - H/W	0	0	0	0	-459,485	0	0	0
	39906-Oth Tang Prop - PC Hardware	0	-389,769	0	0	-947,532	0	-110,211	0
	39907-Oth Tang Prop - PC Software	0	0	0	0	-233,448	0	0	0
	39908-Oth Tang Prop - Appl Software	0	0	0	0	-272,696	0	0	0
009 Total		-206,298	-1,473,535	-396,023	-412,025	-2,189,640	-382,134	-393,600	-73,709
Grand Total		-206,298	-1,473,535	-396,023	-412,025	-4,526,145	-382,134	-393,600	-367,741

GL Accou (All)

current transfers		month							
Divsion	description2	08/2012	09/2012	10/2012	11/2012	12/2012	01/2013	02/2013	03/2013
002	39000-Structures & Improvements	0	0	0	0	0	0	0	0
	39005-G-Structures & Improvements	0	0	0	0	0	0	0	0
	39009-Improv. to Leased Premises	0	0	0	0	0	0	0	0
	39100-Office Furniture & Equipment	0	0	0	0	0	0	0	0
	39102-Remittance Processing Equipme	0	0	0	0	0	0	0	0
	39103-Office Furn. - Copiers & Type	0	0	0	0	0	0	0	0
	39104-G-Office Furniture & Equip.	0	0	0	0	0	0	0	0
	39200-Transportation Equipment	0	0	0	0	0	0	0	0
	39300-Stores Equipment	0	0	0	0	0	0	0	0
	39400-Tools, Shop, & Garage Equip.	0	0	0	0	0	0	0	0
	39500-Laboratory Equipment	0	0	0	0	0	0	0	0
	39700-Communication Equipment	0	0	0	0	0	0	0	0
	39800-Miscellaneous Equipment	0	0	0	0	0	0	0	0
	39900-Other Tangible Property	0	0	0	0	0	0	0	0
	39901-Oth Tang Prop - Servers - H/W	0	0	0	0	0	0	0	0
	39902-Oth Tang Prop - Servers - S/W	0	0	0	0	0	0	0	0
	39903-Oth Tang Prop - Network - H/W	0	0	0	0	0	0	0	0
	39904-Oth Tang Prop - CPU	0	0	0	0	0	0	0	0
	39905-Oth Tang Prop - MF Hardware	0	0	0	0	0	0	0	0
	39906-Oth Tang Prop - PC Hardware	0	0	0	0	-2,259	0	0	0
	39907-Oth Tang Prop - PC Software	0	0	0	0	0	0	0	0
	39908-Oth Tang Prop - Appl Software	0	0	0	0	-55,413	0	0	0
	39909-Oth Tang Prop - Mainframe S/W	0	0	0	0	0	0	0	0
	39924-Oth Tang Prop - Gen. Starup C	0	0	0	0	0	0	0	0
002 Total		0	0	0	0	-57,672	0	0	0
012	38900-Land	0	0	0	0	0	0	0	0
	38910-CKV-Land & Land Rights	0	0	0	0	0	0	0	0
	39000-Structures & Improvements	0	0	0	0	0	0	0	0
	39009-Improv. to Leased Premises	0	0	0	0	0	0	0	0
	39010-CKV-Structures & Improvements	0	0	0	0	0	0	0	0
	39100-Office Furniture & Equipment	0	0	0	0	0	0	0	0
	39700-Communication Equipment	0	0	0	0	0	0	0	0
	39710-CKV-Communication Equipment	0	0	0	0	0	0	0	0
	39800-Miscellaneous Equipment	0	0	0	0	0	0	0	0
	39900-Other Tangible Property	0	0	0	0	0	0	0	0
	39901-Oth Tang Prop - Servers - H/W	0	0	0	0	0	0	0	0
	39902-Oth Tang Prop - Servers - S/W	0	0	0	0	0	0	0	0
	39903-Oth Tang Prop - Network - H/W	0	0	0	0	0	0	0	0
	39906-Oth Tang Prop - PC Hardware	0	0	0	0	2,259	0	0	0
	39907-Oth Tang Prop - PC Software	0	0	0	0	0	0	0	0
	39908-Oth Tang Prop - Appl Software	0	0	0	0	55,413	0	0	0
	39910-CKV-Other Tangible Property	0	0	0	0	0	0	0	0
	39916-CKV-Oth Tang Prop-PC Hardware	0	0	0	0	0	0	0	0
	39917-CKV-Oth Tang Prop-PC Software	0	0	0	0	0	0	0	0
	39924-Oth Tang Prop - Gen. Starup C	0	0	0	0	0	0	0	0
012 Total		0	0	0	0	57,672	0	0	0
091	30100-Organization	0	0	0	0	0	0	0	0
	30300-Misc. Intangible Plant	0	0	0	0	0	0	0	0
	37601-Mains - Steel	0	0	0	0	0	0	0	0
	39001-Structures - Frame	0	0	0	0	0	0	0	0
	39004-Air Conditioning Equipment	0	0	0	0	0	0	0	0
	39009-Improv. to Leased Premises	0	0	0	0	0	0	0	0
	39100-Office Furniture & Equipment	0	0	0	0	0	0	-4,331	0
	39200-Transportation Equipment	0	0	0	0	0	0	0	0
	39300-Stores Equipment	0	0	0	0	0	0	0	0
	39400-Tools, Shop, & Garage Equip.	0	0	0	0	0	0	0	0
	39600-Power Operated Equipment	0	0	0	0	0	0	0	0
	39700-Communication Equipment	0	0	0	0	0	0	0	0
	39800-Miscellaneous Equipment	0	0	0	0	0	0	0	0
	39900-Other Tangible Property	0	0	0	0	0	0	0	0
	39901-Oth Tang Prop - Servers - H/W	0	0	0	0	0	0	0	0
	39902-Oth Tang Prop - Servers - S/W	0	0	0	0	0	0	0	0
	39903-Oth Tang Prop - Network - H/W	0	0	0	0	0	0	0	0
	39906-Oth Tang Prop - PC Hardware	0	0	0	0	0	0	0	-62,090
	39907-Oth Tang Prop - PC Software	0	0	0	0	0	0	0	0
	39908-Oth Tang Prop - Appl Software	0	0	0	0	0	0	0	0
091 Total		0	0	0	0	0	0	-4,331	-62,090
009	30100-Organization	0	0	0	0	0	0	0	0
	30200-Franchises & Consents	0	0	0	0	0	0	0	0
	32520-Producing Leaseholds	0	0	0	0	0	0	0	0
	32540-Rights-of-Way	0	0	0	0	0	0	0	0
	33100-Production Gas Wells Equipmen	0	0	0	0	0	0	0	0
	33201-Field Lines	0	0	0	0	0	0	0	0
	33202-Tributary Lines	0	0	0	0	0	0	0	0
	33400-Field Meas. & Reg. Sta. Equip	0	0	0	0	0	0	0	0
	33600-Purification Equipment	0	0	0	0	0	0	0	0
	35010-Land	0	0	0	0	0	0	0	0
	35020-Rights of Ways	0	0	0	0	0	0	0	0
	35100-Structures & Improvements	0	0	0	0	0	0	0	0
	35102-Compressor Station Equipment	0	0	0	0	0	0	0	0
	35103-Meas. & Reg. Sta. Structures	0	0	0	0	0	0	0	0
	35104-Other Structures	0	0	0	0	0	0	0	0
	35200- Wells	0	0	0	0	0	0	0	0
	35201-Well Construction	0	0	0	0	0	0	0	0
	35202-Well Equipment	0	0	0	0	0	0	0	0
	35203-Cushion Gas	0	0	0	0	0	0	0	0

GL Acct (All)

current transfers		month							
Division	description2	08/2012	09/2012	10/2012	11/2012	12/2012	01/2013	02/2013	03/2013
35210	Leaseholds	0	0	0	0	0	0	0	0
35211	Storage Rights	0	0	0	0	0	0	0	0
35301	Field Lines	0	0	0	0	0	0	0	0
35302	Tributary Lines	0	0	0	0	0	0	0	0
35400	Compressor Station Equipment	0	0	0	0	0	0	0	0
35500	Meas. & Reg. Equipment	0	0	0	0	0	0	0	0
35600	Purification Equipment	0	0	0	0	0	0	0	0
36510	Land & Land Rights	0	0	0	0	0	0	0	0
36520	Rights-Of-Way	0	0	0	0	0	0	0	0
36602	Structures & Improvements	0	0	0	0	0	0	0	0
36603	Other Structures	0	0	0	0	0	0	0	0
36700	Mains - Cathodic Protection	0	0	0	0	0	0	0	0
36701	Mains - Steel	0	0	0	0	0	0	0	0
36900	Meas. & Reg. Sta. Equipment	0	0	0	0	0	0	0	0
36901	Meas. & Reg. Sta. Equipment	0	0	0	0	0	0	0	0
37400	Land & Land Rights	0	0	0	0	0	0	0	0
37401	Land	0	0	0	0	0	0	0	0
37402	Land Rights	0	0	0	0	0	0	0	0
37403	Land Other	0	0	0	0	0	0	0	0
37500	Structures & Improvements	0	0	0	0	0	0	0	0
37501	Structures & Improvements T.B	0	0	0	0	0	0	0	0
37502	Land Rights	0	0	0	0	0	0	0	0
37503	Improvements	0	0	0	0	0	0	0	0
37600	Mains - Cathodic Protection	0	0	0	0	0	0	0	0
37601	Mains - Steel	0	0	0	0	0	0	0	0
37602	Mains - Plastic	0	0	0	0	0	0	0	0
37800	Meas. & Reg. Sta. Eq-General	0	0	0	0	0	0	0	0
37900	Meas. & Reg. - City Gate	0	0	0	0	0	0	0	0
37905	Meas. & Reg. Sta. Equip T.B.	0	0	0	0	0	0	0	0
38000	Services	0	0	0	0	0	0	0	0
38100	Meters	0	0	0	0	0	0	0	0
38200	Meter Installations	0	0	0	0	0	0	0	0
38300	House Regulators	0	0	0	0	0	0	0	0
38400	House Reg. Installations	0	0	0	0	0	0	0	0
38500	Ind. Meas. & Reg. Sta. Equip	0	0	0	0	0	0	0	0
38900	Land & Land Rights	0	0	0	0	0	0	0	0
39000	Structures & Improvements	0	0	0	0	0	0	0	0
39002	Structures - Brick	0	0	0	0	0	0	0	0
39003	Improvements	0	0	0	0	0	0	0	0
39004	Air Conditioning Equipment	0	0	0	0	0	0	0	0
39009	Improv. to Leased Premises	0	0	0	0	0	0	0	0
39100	Office Furniture & Equipment	0	0	0	0	0	0	0	0
39103	Office Furn. - Copiers & Type	0	0	0	0	0	0	0	0
39200	Transportation Equipment	0	0	0	0	0	0	0	0
39201	WKG Trucks	0	0	0	0	0	0	0	0
39202	WKG Trailers	0	0	0	0	0	0	0	0
39400	Tools, Shop, & Garage Equip.	0	0	0	0	0	0	0	0
39603	Ditchers	0	0	0	0	0	0	0	0
39604	Backhoes	0	0	0	0	0	0	0	0
39605	Welders	0	0	0	0	0	0	0	0
39700	Communication Equipment	0	0	0	0	0	0	0	0
39701	Comm. Equip. - Mobile Radios	0	0	0	0	0	0	0	0
39702	Comm. Equip. - Fixed Radios	0	0	0	0	0	0	0	0
39705	Comm. Equip. - Telemetering	0	0	0	0	0	0	0	0
39800	Miscellaneous Equipment	0	0	0	0	0	0	0	0
39901	Oth Tang Prop - Servers - HW	0	0	0	0	0	0	0	0
39902	Oth Tang Prop - Servers - SW	0	0	0	0	0	0	0	0
39903	Oth Tang Prop - Network - HW	0	0	0	0	0	0	0	0
39906	Oth Tang Prop - PC Hardware	0	0	0	0	0	0	0	0
39907	Oth Tang Prop - PC Software	0	0	0	0	0	0	0	0
39908	Oth Tang Prop - Appl Software	0	0	0	0	0	0	0	0
009 Total		0	0	0	0	0	0	0	0
Grand Total		0	0	0	0	0	0	-4,331	-62,090

Division	description2	07/2012	08/2012	09/2012	10/2012	11/2012	12/2012	01/2013	02/2013	03/2013
36510	Land & Land Rights	26,970	26,970	26,970	26,970	26,970	26,970	26,970	26,970	26,970
36520	Rights-Of-Way	867,772	867,772	867,772	867,772	867,772	867,772	867,772	867,772	867,772
36602	Structures & Improvements	49,002	49,002	49,002	49,002	49,002	49,002	49,002	49,002	49,002
36603	Other Structures	60,826	60,826	60,826	60,826	60,826	60,826	60,826	60,826	60,826
36700	Mains - Cathodic Protection	406,035	406,035	406,035	406,035	406,035	406,035	406,035	406,035	406,035
36701	Mains - Steel	28,878,393	28,878,393	28,873,489	28,873,489	28,570,796	28,570,796	28,547,050	28,547,050	28,547,050
36900	Meas. & Reg. Sta. Equipment	578,023	578,023	578,023	578,023	578,023	578,023	578,023	578,023	578,023
36901	Meas. & Reg. Sta. Equipment	2,276,960	2,276,827	2,276,827	2,276,827	2,276,827	2,276,827	2,276,827	2,276,827	2,276,827
37400	Land & Land Rights	426,001	426,001	440,848	440,848	440,848	440,848	483,722	483,722	483,722
37401	Land	37,326	37,326	37,326	37,326	37,326	37,326	37,326	37,326	37,326
37402	Land Rights	253,401	253,401	253,401	253,401	253,401	253,401	253,401	253,401	253,401
37403	Land Other	2,784	2,784	2,784	2,784	2,784	2,784	2,784	2,784	2,784
37500	Structures & Improvements	327,881	327,881	336,204	336,178	336,173	336,168	336,168	336,168	336,168
37501	Structures & Improvements T.B	101,507	101,507	101,507	101,507	101,507	101,507	101,507	101,507	101,507
37502	Land Rights	46,591	46,591	46,591	46,591	46,591	46,591	46,591	46,591	46,591
37503	Improvements	4,005	4,005	4,005	4,005	4,005	4,005	4,005	4,005	4,005
37600	Mains - Cathodic Protection	10,967,118	10,997,379	11,034,734	11,064,896	11,092,857	11,124,397	11,154,891	11,186,008	11,224,071
37601	Mains - Steel	77,687,694	77,724,692	80,352,132	88,993,191	89,036,167	89,188,173	89,296,526	89,083,017	89,230,213
37602	Mains - Plastic	37,491,638	37,737,839	40,784,063	41,419,526	41,620,913	42,045,520	42,903,732	42,993,187	42,993,187
37800	Meas. & Reg. Sta. Eq-General	4,700,853	4,706,941	4,849,479	4,899,516	4,900,618	5,001,533	5,031,110	5,075,036	5,075,091
37900	Meas. & Reg. - City Gate	1,876,140	1,876,140	1,963,784	1,966,561	1,984,869	1,986,345	2,035,319	2,092,610	2,127,169
37905	Meas. & Reg. Sta. Equip T.B	1,425,054	1,424,849	1,415,373	1,415,373	1,415,373	1,415,373	1,415,373	1,415,373	1,415,373
38000	Services	89,183,387	89,691,820	89,981,672	90,582,127	91,052,469	91,616,785	91,857,215	92,296,605	92,672,620
38100	Meters	16,842,304	16,955,090	17,237,107	17,566,409	17,947,996	18,644,506	18,878,960	19,078,482	19,304,894
38200	Meter Installations	48,125,745	48,289,650	48,425,894	48,526,713	48,671,336	48,654,980	48,758,340	48,839,809	48,875,844
38300	House Regulators	6,791,405	6,875,814	6,868,569	6,926,096	6,957,457	6,976,370	6,997,333	7,036,991	7,031,694
38400	House Reg. Installations	154,276	154,276	154,276	154,276	154,276	154,276	154,276	154,276	154,276
38500	Ind. Meas. & Reg. Sta. Equip	4,972,670	4,972,670	4,985,574	4,995,298	5,000,250	5,004,778	5,016,473	5,016,597	5,025,479
38900	Land & Land Rights	786,216	786,216	786,216	786,216	786,216	786,216	786,216	786,216	786,216
39000	Structures & Improvements	1,344,984	1,344,984	1,496,980	1,496,980	1,496,803	1,567,760	1,565,948	1,585,948	1,580,879
39002	Structures - Brick	178,755	178,755	178,755	178,755	178,755	178,755	178,755	178,755	178,755
39003	Improvements	725,022	725,022	725,022	725,022	725,022	725,022	725,022	725,022	725,022
39004	Air Conditioning Equipment	7,461	7,461	7,461	7,461	7,461	7,461	7,461	7,461	7,461
39009	Improv. to Leased Premises	1,279,376	1,279,376	1,279,376	1,279,376	1,279,376	1,279,376	1,279,376	1,279,376	1,279,376
39100	Office Furniture & Equipment	1,423,449	1,426,302	1,453,652	1,453,652	1,453,652	1,453,652	1,453,652	1,453,652	1,449,816
39103	Office Furn. - Copiers & Type	0	0	0	0	0	0	0	0	0
39200	Transportation Equipment	395,444	395,444	395,444	395,444	395,444	395,444	395,444	395,444	395,444
39201	WKG Trucks	0	0	0	0	0	0	0	0	0
39202	WKG Trailers	33,192	33,192	33,192	33,192	33,192	33,192	33,192	33,192	33,192
39400	Tools, Shop, & Garage Equip.	2,061,843	2,087,849	2,110,125	2,110,326	2,110,326	2,110,344	2,123,510	2,145,044	2,158,367
39603	Ditchers	53,704	53,704	53,704	53,704	53,704	53,704	53,704	53,704	53,704
39604	Backhoes	62,747	62,747	62,747	62,747	62,747	62,747	62,747	62,747	62,747
39605	Welders	33,236	33,236	33,236	33,236	33,236	33,236	33,236	33,236	33,236
39700	Communication Equipment	377,663	377,663	377,663	377,663	377,663	377,222	377,222	377,222	377,222
39701	Comm. Equip. - Mobile Radios	0	0	0	0	0	0	0	0	0
39702	Comm. Equip. - Fixed Radios	0	0	0	0	0	0	0	0	0
39705	Comm. Equip. - Telemetry	66,316	66,316	66,316	66,316	66,316	66,316	66,316	66,316	66,316
39800	Miscellaneous Equipment	3,343,835	3,343,835	3,329,293	3,326,688	3,329,125	3,117,649	3,126,372	3,126,372	3,245,533
39901	Oth Tang Prop - Servers - H/W	175,990	175,990	175,990	175,990	175,990	175,990	175,990	175,990	175,990
39902	Oth Tang Prop - Servers - S/W	113,473	113,473	113,473	113,473	113,473	100,775	100,775	100,775	100,775
39903	Oth Tang Prop - Network - H/W	511,781	511,781	511,781	511,781	511,781	52,297	52,297	52,297	52,297
39906	Oth Tang Prop - PC Hardware	3,602,994	3,602,994	3,455,424	3,455,424	3,455,424	2,507,892	2,507,892	2,533,161	2,533,188
39907	Oth Tang Prop - PC Software	247,331	247,331	247,331	247,331	247,331	13,883	13,883	13,883	13,883
39908	Oth Tang Prop - Appl Software	411,710	411,710	411,710	411,710	411,710	139,014	139,014	139,014	139,014
009 Total		362,216,029	363,433,632	370,136,905	381,306,516	382,330,084	382,243,004	383,487,613	384,713,708	385,788,686
Grand Total		693,549,016	694,793,764	702,257,381	713,573,433	717,426,332	722,134,764	723,642,690	725,422,838	727,065,207

End Balance			month									
Division	description2	GL Account	06/2012	07/2012	08/2012	09/2012	10/2012	11/2012	12/2012	01/2013	02/2013	03/2013
002	CWIP	1070	15,172,638	12,584,358	11,686,998	15,284,047	14,031,323	13,143,992	7,438,291	7,821,315	6,727,206	9,246,080
009	CWIP	1070	15,719,148	18,065,292	19,571,280	13,705,511	4,349,220	5,374,312	6,005,828	6,768,561	8,182,293	8,882,480
012	CWIP	1070	59,093,532	62,272,502	63,923,244	65,427,600	72,342,924	74,329,101	76,591,132	77,605,490	78,692,501	78,794,933
091	CWIP	1070	327,949	466,657	485,017	637,186	1,141,800	1,352,198	697,402	997,692	893,361	990,347
Grand Total			90,313,267	93,388,809	95,666,539	95,054,344	91,865,266	94,199,602	90,732,654	93,193,057	94,495,361	97,913,840

Gl. Accor(AII)

Division	description2	06/2012				07/2012				08/2012			
		current additions	current retirements	current transfers	End Balance	current additions	current retirements	current transfers	End Balance	current additions	current retirements	current transfers	End Balance
002	39000-Structures & Improvements	0	0	0	0	2,641	0	0	2,641	3,236	0	0	5,877
	39005-G Structures & Improvements	0	0	0	9,154,286	0	0	0	9,154,286	0	0	0	9,154,286
	39009-Improv. to Leased Premises	0	0	0	8,576,886	0	0	0	8,576,886	0	0	0	8,576,886
	39100-Office Furniture & Equipment	-3	0	0	10,745,068	32,208	0	0	10,777,277	-6,721	0	0	10,770,555
	39102-Remittance Processing Equipment	0	0	0	0	0	0	0	0	0	0	0	0
	39103-Office Furn. - Copiers & Type	0	0	0	0	0	0	0	0	0	0	0	0
	39104-G-Office Furniture & Equip.	0	0	0	63,741	0	0	0	63,741	0	0	0	63,741
	39200-Transportation Equipment	0	0	0	99,143	0	0	0	99,143	0	0	0	99,143
	39300-Stores Equipment	0	0	0	0	0	0	0	0	0	0	0	0
	39400-Tools, Shop, & Garage Equip.	29	0	0	185,896	0	0	0	185,896	26,316	0	0	212,213
	39500-Laboratory Equipment	0	0	0	12,100	0	0	0	12,100	0	0	0	12,100
	39700-Communication Equipment	0	0	0	2,193,131	0	0	0	2,193,131	0	0	0	2,193,131
	39800-Miscellaneous Equipment	-2	0	0	388,189	0	0	0	388,189	0	0	0	388,189
	39900-Other Tangible Property	0	0	0	162,268	0	0	0	162,268	0	0	0	162,268
	39901-Oth Tang Prop - Servers - H/W	-9	0	0	23,671,009	0	0	0	23,671,009	0	0	0	23,671,009
	39902-Oth Tang Prop - Servers - S/W	-2	0	0	14,090,500	8,811	0	0	14,097,312	0	0	0	14,097,312
	39903-Oth Tang Prop - Network - H/W	203	0	0	3,861,396	0	0	0	3,861,396	0	0	0	3,861,396
	39904-Oth Tang Prop - CPU	0	0	0	0	0	0	0	0	0	0	0	0
	39905-Oth Tang Prop - MF Hardware	0	0	0	0	0	0	0	0	0	0	0	0
	39906-Oth Tang Prop - PC Hardware	83	0	0	2,581,884	16	0	0	2,581,900	0	0	0	2,581,900
	39907-Oth Tang Prop - PC Software	-32	0	0	1,867,264	10,476	0	0	1,867,740	0	0	0	1,867,740
	39908-Oth Tang Prop - Appl Software	1,243	0	0	85,616,542	127,136	0	0	85,743,678	0	0	0	85,743,678
	39909-Oth Tang Prop - Mainframe S/W	0	0	0	2,614,619	0	0	0	2,614,619	0	0	0	2,614,619
	39924-Oth Tang Prop - Gen. Startup C	0	0	0	0	0	0	0	0	0	0	0	0
	CWIP	5,212,105	0	0	15,172,838	-2,588,280	0	0	12,584,358	-897,360	0	0	11,686,998
002 Total		5,213,616	0	0	181,046,563	-2,468,992	0	0	178,637,571	-874,529	0	0	177,763,042
009	30100-Organization	0	0	0	8,330	0	0	0	8,330	0	0	0	8,330
	30200-Franchises & Consents	0	0	0	119,853	0	0	0	119,853	0	0	0	119,853
	32520-Producing Leaseholds	0	0	0	2,353	0	0	0	2,353	0	0	0	2,353
	32540-Rights-of-Way	0	0	0	83,422	0	0	0	83,422	0	0	0	83,422
	33100-Production Gas Wells Equipment	0	0	0	3,492	0	0	0	3,492	0	0	0	3,492
	33201-Field Lines	0	0	0	47,163	0	0	0	47,163	0	0	0	47,163
	33202-Tributary Lines	0	0	0	528,218	0	0	0	528,218	0	0	0	528,218
	33400-Field Meas. & Reg. Sta. Equip	0	0	0	192,384	0	0	0	192,384	0	0	0	192,384
	33600-Purification Equipment	0	0	0	44,369	0	0	0	44,369	0	0	0	44,369
	35010-Land	0	0	0	261,127	0	0	0	261,127	0	0	0	261,127
	35020-Rights of Ways	0	0	0	4,682	0	0	0	4,682	0	0	0	4,682
	35100-Structures & Improvements	0	0	0	17,916	0	0	0	17,916	0	0	0	17,916
	35102-Compressor Station Equipment	0	0	0	153,261	0	0	0	153,261	0	0	0	153,261
	35103-Meas. & Reg. Sta. Structures	0	0	0	23,138	0	0	0	23,138	0	0	0	23,138
	35104-Other Structures	0	0	0	137,443	0	0	0	137,443	0	0	0	137,443
	35200-Wells	0	0	0	2,823,449	0	0	0	2,823,449	0	0	0	2,823,449
	35201-Well Construction	0	0	0	1,867,585	0	0	0	1,867,585	0	0	0	1,867,585
	35202-Well Equipment	0	0	0	455,309	0	0	0	455,309	0	0	0	455,309
	35203-Cushion Gas	0	0	0	1,694,833	0	0	0	1,694,833	0	0	0	1,694,833
	35210-Leaseholds	0	0	0	178,530	0	0	0	178,530	0	0	0	178,530
	35211-Storage Rights	0	0	0	54,614	0	0	0	54,614	0	0	0	54,614
	35301-Field Lines	0	0	0	178,497	0	0	0	178,497	0	0	0	178,497
	35302-Tributary Lines	0	0	0	209,458	0	0	0	209,458	0	0	0	209,458
	35400-Compressor Station Equipment	0	0	0	923,446	0	0	0	923,446	0	0	0	923,446
	35500-Meas. & Reg. Equipment	0	0	0	240,883	0	0	0	240,883	0	0	0	240,883
	35600-Purification Equipment	0	0	0	163,979	0	0	0	163,979	0	0	0	163,979
	36510-Land & Land Rights	0	0	0	26,970	0	0	0	26,970	0	0	0	26,970
	36520-Rights-Of-Way	0	0	0	867,772	0	0	0	867,772	0	0	0	867,772
	36602-Structures & Improvements	0	0	0	49,002	0	0	0	49,002	0	0	0	49,002
	36803-Other Structures	0	0	0	60,826	0	0	0	60,826	0	0	0	60,826
	36700-Meas. - Cathodic Protection	0	0	0	406,035	0	0	0	406,035	0	0	0	406,035
	36701-Meas. - Steel	0	0	0	28,878,393	0	0	0	28,878,393	0	0	0	28,878,393
	36800-Meas. & Reg. Sta. Equipment	0	0	0	578,023	0	0	0	578,023	0	0	0	578,023
	36901-Meas. & Reg. Sta. Equipment	0	0	0	2,276,960	0	0	0	2,276,960	-132	0	0	2,276,827
	37400-Land & Land Rights	433	0	0	426,001	0	0	0	426,001	0	0	0	426,001
	37401-Land	0	0	0	37,326	0	0	0	37,326	0	0	0	37,326
	37402-Land Rights	0	0	0	253,401	0	0	0	253,401	0	0	0	253,401
	37403-Land Other	0	0	0	2,784	0	0	0	2,784	0	0	0	2,784
	37500-Structures & Improvements	0	0	0	327,881	0	0	0	327,881	0	0	0	327,881
	37501-Structures & Improvements T.B	0	0	0	101,507	0	0	0	101,507	0	0	0	101,507
	37502-Land Rights	0	0	0	46,591	0	0	0	46,591	0	0	0	46,591
	37503-Improvements	0	0	0	4,005	0	0	0	4,005	0	0	0	4,005
	37600-Meas. - Cathodic Protection	25,656	-265,709	0	11,100,925	25,337	-159,144	0	10,967,118	30,261	0	0	10,997,379
	37601-Meas. - Steel	37,211	-325,463	0	77,651,079	76,741	-42,127	0	77,687,694	68,298	-31,300	0	77,724,692
	37602-Meas. - Plastic	252,362	-192	0	37,337,103	171,233	-16,697	0	37,491,639	249,875	-3,675	0	37,737,839
	37800-Meas. & Reg. Sta. Eq-General	20	-4,774	0	4,891,259	9,595	0	0	4,700,653	8,554	-2,466	0	4,705,941
	37800-Meas. & Reg. - City Gates	0	0	0	1,876,140	0	0	0	1,876,140	0	0	0	1,876,140
	37905-Meas. & Reg. Sta. Equip T.B.	0	-26	0	1,425,054	0	0	0	1,425,054	0	-205	0	1,424,849
	38000-Services	400,274	-167,782	0	89,768,840	523,938	-109,391	0	89,183,387	626,639	-118,206	0	89,691,820
	38100-Meter Installations	407,345	0	0	16,688,430	153,873	0	0	16,842,304	112,787	0	0	16,955,090
	38200-Meter Installations	-132,714	0	0	48,021,042	182,918	-78,216	0	48,125,745	212,642	-48,738	0	48,399,650
	38300-House Regulators	126,348	-92,663	0	6,730,728	60,877	0	0	6,791,405	84,409	0	0	6,875,814
	38400-House Reg. Installations	0	0	0	154,276	0	0	0	154,276	0	0	0	154,276
	38500-Ind. Meas. & Reg. Sta. Equip	0	0	0	4,972,670	0	0	0	4,972,670	0	0	0	4,972,670

Division description2	06/2012				07/2012				08/2012			
	current additions	current retirements	current transfers	End Balance	current additions	current retirements	current transfers	End Balance	current additions	current retirements	current transfers	End Balance
39900-Land & Land Rights	697,578	0	0	786,216	0	0	0	786,216	0	0	0	786,216
39000-Structures & Improvements	434,439	0	0	1,344,984	0	0	0	1,344,984	0	0	0	1,344,984
39002-Structures - Brick	0	0	0	178,755	0	0	0	178,755	0	0	0	178,755
39003-Improvements	0	0	0	725,022	0	0	0	725,022	0	0	0	725,022
39004-Air Conditioning Equipment	0	0	0	7,461	0	0	0	7,461	0	0	0	7,461
39009-Improv. to Leased Premises	0	0	0	1,279,376	0	0	0	1,279,376	0	0	0	1,279,376
39100-Office Furniture & Equipment	64,392	0	0	1,423,449	0	0	0	1,423,449	2,853	0	0	1,426,302
39103-Office Furn. - Copiers & Type	0	0	0	0	0	0	0	0	0	0	0	0
39200-Transportation Equipment	0	0	0	395,444	0	0	0	395,444	0	0	0	395,444
39201-WKG Trucks	0	0	0	0	0	0	0	0	0	0	0	0
39202-WKG Trailers	0	-1,505	0	33,192	0	0	0	33,192	0	0	0	33,192
39400-Tools, Shop, & Garage Equip.	15,644	-68,000	0	1,990,481	71,362	0	0	2,061,843	27,563	-1,577	0	2,087,849
39803-Ditchers	0	-50,878	0	53,704	0	0	0	53,704	0	0	0	53,704
39804-Backhoes	0	0	0	82,747	0	0	0	82,747	0	0	0	82,747
39905-Welders	0	-4,978	0	33,236	0	0	0	33,236	0	0	0	33,236
39700-Communication Equipment	0	0	0	377,663	0	0	0	377,663	0	0	0	377,663
39701-Comm. Equip. - Mobile Radios	0	0	0	0	0	0	0	0	0	0	0	0
39702-Comm. Equip. - Fixed Radios	0	0	0	0	0	0	0	0	0	0	0	0
39705-Comm. Equip. - Telemetering	0	0	0	66,316	0	0	0	66,316	0	0	0	66,316
39800-Miscellaneous Equipment	0	-4,000	0	3,340,301	3,534	0	0	3,343,835	0	0	0	3,343,835
39901-Oth Tang Prop - Servers - H/W	0	0	0	175,990	0	0	0	175,990	0	0	0	175,990
39902-Oth Tang Prop - Servers - S/W	0	0	0	113,473	0	0	0	113,473	0	0	0	113,473
39903-Oth Tang Prop - Network - H/W	0	0	0	511,781	0	0	0	511,781	0	0	0	511,781
39906-Oth Tang Prop - PC Hardware	0	0	0	3,602,994	0	0	0	3,602,994	0	0	0	3,602,994
39907-Oth Tang Prop - PC Software	0	0	0	247,331	0	0	0	247,331	0	0	0	247,331
39908-Oth Tang Prop - Appl Software	0	0	0	411,710	0	0	0	411,710	0	0	0	411,710
CWIP	2,044,496	0	0	15,719,148	2,346,143	0	0	18,065,292	1,505,988	0	0	19,571,280
009 Total	4,373,463	-986,173	0	377,059,543	3,627,351	-405,573	0	380,281,321	2,929,869	-206,298	0	383,004,911
012												
39900-Land	0	0	0	2,874,240	0	0	0	2,874,240	0	0	0	2,874,240
39110-CKV-Land & Land Rights	0	0	0	1,887,123	0	0	0	1,887,123	0	0	0	1,887,123
39000-Structures & Improvements	0	0	0	13,180,105	0	0	0	13,180,105	0	0	0	13,180,105
39009-Improv. to Leased Premises	0	0	0	4,418,390	0	0	0	4,418,390	0	0	0	4,418,390
39010-CKV-Structures & Improvements	0	0	0	10,400,518	0	0	0	10,400,518	0	0	0	10,400,518
39100-Office Furniture & Equipment	0	0	0	1,143,140	0	0	0	1,143,140	0	0	0	1,143,140
39700-Communication Equipment	0	0	0	2,064,080	0	0	0	2,064,080	0	0	0	2,064,080
39710-CKV-Communication Equipment	0	0	0	271,621	0	0	0	271,621	0	0	0	271,621
39800-Miscellaneous Equipment	1,935	0	0	4,914	0	0	0	4,914	0	0	0	4,914
39900-Other Tangible Property	0	0	0	0	0	0	0	0	0	0	0	0
39901-Oth Tang Prop - Servers - H/W	0	0	0	5,383,786	-214	0	0	5,383,572	0	0	0	5,383,572
39902-Oth Tang Prop - Servers - S/W	-32	0	0	2,370,174	0	0	0	2,370,174	0	0	0	2,370,174
39903-Oth Tang Prop - Network - H/W	0	0	0	344,525	0	0	0	344,525	0	0	0	344,525
39906-Oth Tang Prop - PC Hardware	5,520	0	0	286,062	0	0	0	286,062	4,314	0	0	290,376
39907-Oth Tang Prop - PC Software	0	0	0	495,633	0	0	0	495,633	0	0	0	495,633
39908-Oth Tang Prop - Appl Software	0	0	0	91,051,500	0	0	0	91,051,500	0	0	0	91,051,500
39910-CKV-Other Tangible Property	0	0	0	90,341	0	0	0	90,341	0	0	0	90,341
39915-CKV-Oth Tang Prop-PC Hardware	0	0	0	194,015	0	0	0	194,015	0	0	0	194,015
39917-CKV-Oth Tang Prop-PC Software	0	0	0	90,541	0	0	0	90,541	0	0	0	90,541
39924-Oth Tang Prop - Gen. Startup C	0	0	0	23,172,326	0	0	0	23,172,326	0	0	0	23,172,326
CWIP	1,527,073	0	0	69,063,532	3,178,970	0	0	62,272,502	1,650,742	0	0	63,923,244
012 Total	1,534,496	0	0	218,616,867	3,178,756	0	0	221,995,623	1,655,056	0	0	223,650,679
091												
30100-Organization	0	0	0	185,309	0	0	0	185,309	0	0	0	185,309
30300-Misc. Intangible Plant	0	0	0	1,109,552	0	0	0	1,109,552	0	0	0	1,109,552
37801-Mains - Steel	0	0	0	0	0	0	0	0	0	0	0	0
39001-Structures - Frame	0	0	0	179,339	0	0	0	179,339	0	0	0	179,339
39004-Air Conditioning Equipment	0	0	0	5,771	0	0	0	5,771	0	0	0	5,771
39009-Improv. to Leased Premises	0	0	0	38,834	0	0	0	38,834	0	0	0	38,834
39100-Office Furniture & Equipment	0	0	0	63,450	0	0	0	63,450	0	0	0	63,450
39200-Transportation Equipment	0	0	0	4,110	0	0	0	4,110	0	0	0	4,110
39300-Stores Equipment	0	0	0	4,161	0	0	0	4,161	0	0	0	4,161
39400-Tools, Shop, & Garage Equip.	0	0	0	142,559	0	0	0	142,559	0	0	0	142,559
39600-Power Operated Equipment	0	0	0	19,534	0	0	0	19,534	0	0	0	19,534
39700-Communication Equipment	0	0	0	317,545	0	0	0	317,545	0	0	0	317,545
39800-Miscellaneous Equipment	0	0	0	826,696	0	0	0	826,696	0	0	0	826,696
39900-Other Tangible Property	0	0	0	78,993	0	0	0	78,993	0	0	0	78,993
39901-Oth Tang Prop - Servers - H/W	0	0	0	344,194	0	0	0	344,194	0	0	0	344,194
39902-Oth Tang Prop - Servers - S/W	0	0	0	8,273	0	0	0	8,273	0	0	0	8,273
39903-Oth Tang Prop - Network - H/W	0	0	0	251,898	0	0	0	251,898	0	0	0	251,898
39906-Oth Tang Prop - PC Hardware	-527	0	0	1,111,896	0	0	0	1,111,896	0	0	0	1,111,896
39907-Oth Tang Prop - PC Software	0	0	0	128,631	0	0	0	128,631	0	0	0	128,631
39908-Oth Tang Prop - Appl Software	0	0	0	739,111	0	0	0	739,111	0	0	0	739,111
CWIP	-466,436	0	0	327,949	138,708	0	0	466,657	18,360	0	0	485,017
091 Total	-466,436	0	0	5,884,603	138,708	0	0	6,023,311	18,360	0	0	6,041,671
Grand Total	10,665,158	-986,173	0	782,507,575	4,535,824	-405,573	0	786,937,825	3,728,776	-206,298	0	790,460,303

GL Accr(AI)

Division description	09/2012				10/2012				11/2012				
	current additions	current retirements	current transfers	End Balance	current additions	current retirements	current transfers	End Balance	current additions	current retirements	current transfers	End Balance	
002	39000-Structures & Improvements	-6	0	0	5,871	34,677	0	0	40,547	5,559	0	0	46,106
	39005-G-Structures & Improvements	0	0	0	9,154,286	0	0	9,154,286	0	0	0	9,154,286	
	39009-Improv. to Leased Premises	0	0	0	8,576,886	91,914	0	8,668,800	0	0	0	8,668,800	
	39100-Office Furniture & Equipment	12,047	0	0	10,782,602	5,167	0	10,787,769	0	0	0	10,787,769	
	39102-Remittance Processing Equipm	0	0	0	0	0	0	0	0	0	0	0	
	39103-Office Furn. - Copiers & Type	0	0	0	0	0	0	0	0	0	0	0	
	39104-G-Office Furniture & Equip.	0	0	0	63,741	0	0	63,741	0	0	0	63,741	
	39200-Transportation Equipment	0	0	0	99,143	0	0	99,143	0	0	0	99,143	
	39300-Stores Equipment	0	0	0	0	0	0	0	0	0	0	0	
	39400-Tools, Shop, & Garage Equip.	0	0	0	212,213	0	0	212,213	0	0	0	212,213	
	39500-Laboratory Equipment	11,532	0	0	23,632	0	0	23,632	0	0	0	23,632	
	39700-Communication Equipment	246,737	0	0	2,439,868	0	0	2,439,868	0	0	0	2,439,868	
	39800-Miscellaneous Equipment	0	0	0	388,189	0	0	388,189	0	0	0	388,189	
	39900-Other Tangible Property	0	0	0	162,268	0	0	162,268	0	0	0	162,268	
	39901-Oth Tang Prop - Servers - H/W	27,903	0	0	23,698,912	0	0	23,698,912	2,147,837	0	0	25,846,749	
	39902-Oth Tang Prop - Servers - S/W	324	0	0	14,097,636	0	0	14,097,636	54,672	0	0	14,152,308	
	39903-Oth Tang Prop - Network - H/W	15,663	0	0	3,877,059	14,711	0	3,891,769	6	0	0	3,891,776	
	39904-Oth Tang Prop - CPU	0	0	0	0	0	0	0	0	0	0	0	
	39905-Oth Tang Prop - MF Hardware	0	0	0	0	0	0	0	0	0	0	0	
	39906-Oth Tang Prop - PC Hardware	1	0	0	2,581,901	0	0	2,581,901	27,101	0	0	2,509,002	
	39907-Oth Tang Prop - PC Software	0	0	0	1,867,740	0	0	1,867,740	1,326	0	0	1,869,066	
	39908-Oth Tang Prop - Appl Software	211,062	0	0	85,954,740	0	0	85,954,740	561,698	0	0	86,516,438	
	39909-Oth Tang Prop - Mainframe SW	0	0	0	2,614,619	0	0	2,614,619	0	0	0	2,614,619	
	39924-Oth Tang Prop - Gen. Startup C	0	0	0	0	0	0	0	0	0	0	0	
	CWIP	3,697,049	0	0	15,284,047	387,276	0	14,031,323	-887,331	0	0	13,143,992	
002 Total		4,122,309	0	0	181,885,351	533,763	0	180,779,115	1,910,869	0	0	182,689,983	
009	30100-Organization	0	0	0	8,330	0	0	8,330	0	0	0	8,330	
	30200-Franchises & Consents	0	0	0	119,853	0	0	119,853	0	0	0	119,853	
	32520-Producing Leaseholds	0	0	0	2,353	0	0	2,353	0	0	0	2,353	
	32540-Rights-of-Way	0	0	0	83,422	0	0	83,422	0	0	0	83,422	
	33100-Production Gas Wells Equipmen	0	0	0	3,492	0	0	3,492	0	0	0	3,492	
	33201-Field Lines	0	0	0	47,163	0	0	47,163	0	0	0	47,163	
	33202-Tributary Lines	0	0	0	528,218	0	0	528,218	0	0	0	528,218	
	33400-Field Meas. & Reg. Sta. Equip	0	0	0	192,384	0	0	192,384	0	0	0	192,384	
	33600-Purification Equipment	0	0	0	44,369	0	0	44,369	0	0	0	44,369	
	35010-Land	0	0	0	261,127	0	0	261,127	0	0	0	261,127	
	35020-Rights of Ways	0	0	0	4,682	0	0	4,682	0	0	0	4,682	
	35100-Structures & Improvements	0	0	0	17,916	0	0	17,916	0	0	0	17,916	
	35102-Compressor Station Equipment	0	0	0	153,261	0	0	153,261	0	0	0	153,261	
	35103-Meas. & Reg. Sta. Structures	0	0	0	23,138	0	0	23,138	0	0	0	23,138	
	35104-Other Structures	0	0	0	137,443	0	0	137,443	0	0	0	137,443	
	35200-Wells	0	0	0	2,823,449	882,315	0	3,705,764	-594	0	0	3,705,170	
	35201-Well Construction	0	0	0	1,887,595	0	-167,597	1,699,999	0	0	0	1,699,999	
	35202-Well Equipment	0	0	0	455,309	0	0	455,309	0	0	0	455,309	
	35203-Cushion Gas	0	0	0	1,694,833	0	0	1,694,833	0	0	0	1,694,833	
	35210-Leaseholds	0	0	0	178,530	0	0	178,530	0	0	0	178,530	
	35211-Storage Rights	0	0	0	54,614	0	0	54,614	0	0	0	54,614	
	35301-Field Lines	0	0	0	178,497	0	0	178,497	0	0	0	178,497	
	35302-Tributary Lines	0	0	0	209,458	0	0	209,458	0	0	0	209,458	
	35400-Compressor Station Equipment	0	0	0	923,446	0	0	923,446	0	0	0	923,446	
	35500-Meas. & Reg. Equipment	0	0	0	240,883	0	0	240,883	0	0	0	240,883	
	35600-Purification Equipment	0	0	0	163,979	0	0	163,979	0	0	0	163,979	
	36510-Land & Land Rights	0	0	0	26,970	0	0	26,970	0	0	0	26,970	
	36520-Rights-Of-Way	0	0	0	867,772	0	0	867,772	0	0	0	867,772	
	36602-Structures & Improvements	0	0	0	49,002	0	0	49,002	0	0	0	49,002	
	36603-Other Structures	0	0	0	60,826	0	0	60,826	0	0	0	60,826	
	36700-Mains - Cathodic Protection	0	0	0	406,035	0	0	406,035	0	0	0	406,035	
	36701-Mains - Steel	4,654	-9,558	0	28,873,489	0	0	28,873,489	0	-302,693	0	28,570,796	
	36900-Meas. & Reg. Sta. Equipment	0	0	0	578,023	0	0	578,023	0	0	0	578,023	
	36901-Meas. & Reg. Sta. Equipment	0	0	0	2,276,827	0	0	2,276,827	0	0	0	2,276,827	
	37400-Land & Land Rights	14,847	0	0	440,848	0	0	440,848	0	0	0	440,848	
	37401-Land	0	0	0	37,326	0	0	37,326	0	0	0	37,326	
	37402-Land Rights	0	0	0	253,401	0	0	253,401	0	0	0	253,401	
	37403-Land Other	0	0	0	2,784	0	0	2,784	0	0	0	2,784	
	37500-Structures & Improvements	8,324	0	0	336,204	-26	0	336,178	-5	0	0	336,173	
	37501-Structures & Improvements T.B	0	0	0	101,507	0	0	101,507	0	0	0	101,507	
	37502-Land Rights	0	0	0	46,591	0	0	46,591	0	0	0	46,591	
	37503-Improvements	0	0	0	4,005	0	0	4,005	0	0	0	4,005	
	37600-Mains - Cathodic Protection	72,473	-35,118	0	11,034,734	30,162	0	11,064,896	27,992	0	0	11,092,887	
	37601-Mains - Steel	3,147,575	-520,135	0	80,382,132	8,678,058	-34,999	88,993,191	43,184	-207	0	89,036,167	
	37602-Mains - Plastic	3,155,459	-109,235	0	40,784,063	894,704	-59,241	41,419,526	215,226	-13,839	0	41,520,913	
	37800-Meas. & Reg. Sta. Eq-General	151,975	-9,437	0	4,849,479	51,827	-1,790	4,899,516	1,102	0	0	4,900,618	
	37800-Meas. & Reg. - City Gate	87,643	0	0	1,963,764	2,777	0	1,966,561	18,308	0	0	1,984,869	
	37905-Meas. & Reg. Sta. Equip T.B.	0	-9,476	0	1,415,373	0	0	1,415,373	0	0	0	1,415,373	
	38000-Services	511,775	-221,923	0	89,981,672	693,533	-93,078	90,562,127	547,976	-77,534	0	91,052,499	
	38100-Meters	282,017	0	0	17,237,107	329,302	0	17,566,409	381,587	0	0	17,947,996	
	38200-Meter Installations	164,976	-26,731	0	48,425,994	140,136	-39,318	48,526,713	162,276	-17,563	0	48,671,336	
	38300-House Regulators	-7,246	0	0	6,828,099	57,527	0	6,928,099	31,261	0	0	6,957,457	
	38400-House Reg. Installations	0	0	0	154,276	0	0	154,276	0	0	0	154,276	
	38500-Ind. Meas. & Reg. Sta. Equip	19,155	-6,251	0	4,985,574	9,724	0	4,995,298	4,952	0	0	5,000,250	

Division description2	09/2012				10/2012				11/2012			
	current additions	current retirements	current transfers	End Balance	current additions	current retirements	current transfers	End Balance	current additions	current retirements	current transfers	End Balance
36900-Land & Land Rights	0	0	0	786,216	0	0	0	786,216	0	0	0	786,216
39000-Structures & Improvements	151,996	0	0	1,496,980	0	0	0	1,496,980	-178	0	0	1,496,803
39002-Structures - Brick	0	0	0	178,755	0	0	0	178,755	0	0	0	178,755
39003-Improvements	0	0	0	725,022	0	0	0	725,022	0	0	0	725,022
39004-Air Conditioning Equipment	0	0	0	7,461	0	0	0	7,461	0	0	0	7,461
39009-Improv. to Leased Premises	0	0	0	1,279,376	0	0	0	1,279,376	0	0	0	1,279,376
39100-Office Furniture & Equipment	30,039	-2,689	0	1,453,652	0	0	0	1,453,652	0	0	0	1,453,652
39103-Office Furn. - Copiers & Type	0	0	0	0	0	0	0	0	0	0	0	0
39200-Transportation Equipment	0	0	0	395,444	0	0	0	395,444	0	0	0	395,444
39201-WKG Trucks	0	0	0	0	0	0	0	0	0	0	0	0
39202-WKG Trailers	0	0	0	33,192	0	0	0	33,192	0	0	0	33,192
39400-Tools, Shop, & Garage Equip.	33,650	-11,373	0	2,110,125	201	0	0	2,110,326	0	0	0	2,110,326
39603-Ditchers	0	0	0	53,704	0	0	0	53,704	0	0	0	53,704
39604-Backhoes	0	0	0	62,747	0	0	0	62,747	0	0	0	62,747
39605-Welders	0	0	0	33,236	0	0	0	33,236	0	0	0	33,236
39700-Communication Equipment	0	0	0	377,663	0	0	0	377,663	0	0	0	377,663
39701-Comm. Equip. - Mobile Radios	0	0	0	0	0	0	0	0	0	0	0	0
39702-Comm. Equip. - Fixed Radios	0	0	0	0	0	0	0	0	0	0	0	0
39705-Comm. Equip. - Telemetering	0	0	0	66,316	0	0	0	66,316	0	0	0	66,316
39800-Miscellaneous Equipment	95,296	-106,838	0	3,326,293	-2,605	0	0	3,326,688	2,438	0	0	3,329,125
39901-Oth Tang Prop - Servers - H/W	0	0	0	175,990	0	0	0	175,990	0	0	0	175,990
39902-Oth Tang Prop - Servers - S/W	0	0	0	113,473	0	0	0	113,473	0	0	0	113,473
39903-Oth Tang Prop - Network - H/W	0	0	0	511,781	0	0	0	511,781	0	0	0	511,781
39906-Oth Tang Prop - PC Hardware	252,200	-399,769	0	3,455,424	0	0	0	3,455,424	0	0	0	3,455,424
39907-Oth Tang Prop - PC Software	0	0	0	247,331	0	0	0	247,331	0	0	0	247,331
39908-Oth Tang Prop - Appl Software	0	0	0	411,710	0	0	0	411,710	0	0	0	411,710
CWIP	-5,865,769	0	0	13,705,511	-9,358,291	0	0	4,349,220	1,025,092	0	0	5,374,312
009 Total	2,311,039	-1,473,535	0	383,842,416	2,209,344	-396,023	0	365,655,736	2,460,688	-412,025	0	367,704,396
012												
36900-Land	0	0	0	2,874,240	0	0	0	2,874,240	0	0	0	2,874,240
36910-CKV-Land & Land Rights	0	0	0	1,887,123	0	0	0	1,887,123	0	0	0	1,887,123
39000-Structures & Improvements	1,842	0	0	13,181,947	0	0	0	13,181,947	0	0	0	13,181,947
39009-Improv. to Leased Premises	0	0	0	4,418,390	0	0	0	4,418,390	6,261	0	0	4,424,651
39010-CKV-Structures & Improvements	0	0	0	10,400,518	0	0	0	10,400,518	0	0	0	10,400,518
39100-Office Furniture & Equipment	0	0	0	1,143,140	0	0	0	1,143,140	0	0	0	1,143,140
39700-Communication Equipment	0	0	0	2,064,080	0	0	0	2,064,080	0	0	0	2,064,080
39710-CKV-Communication Equipment	0	0	0	271,621	0	0	0	271,621	0	0	0	271,621
39800-Miscellaneous Equipment	4,897	0	0	9,812	0	0	0	9,812	0	0	0	9,812
39900-Other Tangible Property	0	0	0	0	0	0	0	0	0	0	0	0
39901-Oth Tang Prop - Servers - H/W	0	0	0	5,383,572	0	0	0	5,383,572	0	0	0	5,383,572
39902-Oth Tang Prop - Servers - S/W	0	0	0	2,370,174	0	0	0	2,370,174	0	0	0	2,370,174
39903-Oth Tang Prop - Network - H/W	90,426	0	0	435,051	0	0	0	435,051	0	0	0	435,051
39906-Oth Tang Prop - PC Hardware	-610	0	0	289,757	0	0	0	289,757	3,955	0	0	293,752
39907-Oth Tang Prop - PC Software	600	0	0	496,433	0	0	0	496,433	0	0	0	496,433
39908-Oth Tang Prop - Appl Software	137,928	0	0	91,189,428	0	0	0	91,189,428	20,887	0	0	91,210,314
39910-CKV-Other Tangible Property	0	0	0	90,341	0	0	0	90,341	0	0	0	90,341
39916-CKV-Oth Tang Prop-PC Hardware	0	0	0	184,015	0	0	0	184,015	0	0	0	184,015
39917-CKV-Oth Tang Prop-PC Software	0	0	0	90,541	0	0	0	90,541	0	0	0	90,541
39924-Oth Tang Prop - Gen. Startup C	0	0	0	23,172,326	0	0	0	23,172,326	0	0	0	23,172,326
CWIP	1,504,358	0	0	65,427,900	6,915,324	0	0	72,342,924	1,986,177	0	0	74,329,101
012 Total	1,739,439	0	0	225,390,118	6,915,324	0	0	232,305,442	2,017,310	0	0	234,322,751
091												
30100-Organization	0	0	0	185,309	0	0	0	185,309	0	0	0	185,309
30300-Misc. Intangible Plant	0	0	0	1,109,552	0	0	0	1,109,552	0	0	0	1,109,552
37601-Mains - Steel	0	0	0	0	0	0	0	0	0	0	0	0
39001-Structures - Frame	0	0	0	179,339	0	0	0	179,339	0	0	0	179,339
39004-Air Conditioning Equipment	0	0	0	5,771	0	0	0	5,771	0	0	0	5,771
39009-Improv. to Leased Premises	0	0	0	38,934	0	0	0	38,934	0	0	0	38,934
39100-Office Furniture & Equipment	0	0	0	63,450	0	0	0	63,450	0	0	0	63,450
39200-Transportation Equipment	0	0	0	4,110	0	0	0	4,110	0	0	0	4,110
39300-Stores Equipment	0	0	0	4,161	0	0	0	4,161	0	0	0	4,161
39400-Tools, Shop, & Garage Equip.	0	0	0	142,559	0	0	0	142,559	0	0	0	142,559
39500-Power Operated Equipment	0	0	0	19,534	0	0	0	19,534	0	0	0	19,534
39700-Communication Equipment	0	0	0	317,545	0	0	0	317,545	0	0	0	317,545
39800-Miscellaneous Equipment	0	0	0	825,695	0	0	0	825,695	0	0	0	825,695
39900-Other Tangible Property	0	0	0	76,993	0	0	0	76,993	0	0	0	76,993
39901-Oth Tang Prop - Servers - H/W	0	0	0	344,194	0	0	0	344,194	0	0	0	344,194
39902-Oth Tang Prop - Servers - S/W	0	0	0	8,273	0	0	0	8,273	0	0	0	8,273
39903-Oth Tang Prop - Network - H/W	0	0	0	251,698	0	0	0	251,698	0	0	0	251,698
39906-Oth Tang Prop - PC Hardware	0	0	0	1,111,849	-48	0	0	1,111,849	0	0	0	1,111,849
39907-Oth Tang Prop - PC Software	0	0	0	128,631	0	0	0	128,631	0	0	0	128,631
39908-Oth Tang Prop - Appl Software	0	0	0	739,111	0	0	0	739,111	0	0	0	739,111
CWIP	152,169	0	0	637,165	284,613	0	0	1,141,800	210,399	0	0	1,352,199
091 Total	152,169	0	0	6,193,840	284,566	0	0	6,698,406	210,399	0	0	6,908,805
Grand Total	6,324,957	-1,473,535	0	797,311,725	9,942,997	-396,023	0	805,438,699	6,599,261	-412,025	0	811,826,935

GL Accol (All)

Division	description2	12/2012				01/2013				02/2013			
		current additions	current retirements	current transfers	End Balance	current additions	current retirements	current transfers	End Balance	current additions	current retirements	current transfers	End Balance
002	39000-Structures & Improvements	3,200	0	0	49,306	0	0	0	49,306	0	0	0	49,306
	39005-G-Structures & Improvements	0	0	0	9,154,286	0	0	0	9,154,286	0	0	0	9,154,286
	39009-Improv. In Leased Premises	187,176	0	0	8,856,930	54	0	0	8,856,930	0	0	0	8,856,930
	39100-Office Furniture & Equipment	22,887	0	0	10,810,876	-1,305	0	0	10,809,372	-1	0	0	10,809,371
	39102-Remittance Processing Equipm	0	0	0	0	0	0	0	0	0	0	0	0
	39103-Office Furn. - Copiers & Type	0	0	0	0	0	0	0	0	0	0	0	0
	39104-G-Office Furniture & Equip.	0	0	0	63,741	0	0	0	63,741	0	0	0	63,741
	39200-Transportation Equipment	0	0	0	99,143	0	0	0	99,143	0	0	0	99,143
	39300-Stores Equipment	0	0	0	0	0	0	0	0	0	0	0	0
	39400-Tools, Shop, & Garage Equip.	0	0	0	212,213	0	0	0	212,213	0	0	0	212,213
	39500-Laboratory Equipment	0	0	0	23,632	0	0	0	23,632	0	0	0	23,632
	39700-Communication Equipment	8,824	0	0	2,448,692	0	0	0	2,448,692	0	0	0	2,448,692
	39800-Miscellaneous Equipment	0	0	0	388,189	0	0	0	388,189	0	0	0	388,189
	39900-Other Tangible Property	0	0	0	162,268	0	0	0	162,268	0	0	0	162,268
	39901-Oth Tang Prop - Servers - HW	261,057	0	0	26,107,815	5,964	0	0	26,113,779	106,573	0	0	26,220,352
	39902-Oth Tang Prop - Servers - SW	301,890	0	0	14,454,188	-181	0	0	14,453,987	169,963	0	0	14,623,951
	39903-Oth Tang Prop - Network - HW	-28	-96,188	0	3,795,559	0	0	0	3,795,559	0	0	0	3,795,559
	39904-Oth Tang Prop - CPU	0	0	0	0	0	0	0	0	0	0	0	0
	39905-Oth Tang Prop - MF Hardware	0	0	0	0	0	0	0	0	0	0	0	0
	39906-Oth Tang Prop - PC Hardware	250,299	-215,892	-2,269	2,641,180	-98	0	0	2,641,052	0	0	0	2,641,052
	39907-Oth Tang Prop - PC Software	90,338	-361,587	0	1,597,817	-2	0	0	1,597,814	0	0	0	1,597,814
	39908-Oth Tang Prop - Appl Software	5,899,956	-30,794	-55,413	92,330,186	257,813	0	0	92,587,999	26,313	0	0	92,614,312
	39909-Oth Tang Prop - Mainframe SW	0	0	0	2,614,619	0	0	0	2,614,619	0	0	0	2,614,619
	39924-Oth Tang Prop - Gen. Startup C	0	0	0	0	0	0	0	0	0	0	0	0
	CWIP	-5,705,701	0	0	7,439,291	383,024	0	0	7,821,315	-1,094,109	0	0	6,727,206
002 Total!		1,319,878	-704,462	-57,672	183,247,727	645,269	0	0	183,892,997	-791,261	0	0	183,101,736
009	30100-Organization	0	0	0	8,330	0	0	0	8,330	0	0	0	8,330
	30200-Franchises & Consents	0	0	0	119,853	0	0	0	119,853	0	0	0	119,853
	32520-Producing Leaseholds	0	0	0	2,353	0	0	0	2,353	0	0	0	2,353
	32540-Rights-of-Way	0	0	0	83,422	0	0	0	83,422	0	0	0	83,422
	33100-Production Gas Wells Equipment	0	0	0	3,492	0	0	0	3,492	0	0	0	3,492
	33201-Field Lines	0	0	0	47,163	0	0	0	47,163	0	0	0	47,163
	33202-Tributary Lines	0	0	0	528,218	0	0	0	528,218	0	0	0	528,218
	33400-Field Meas. & Reg. Sta. Equip	0	0	0	192,384	0	0	0	192,384	0	0	0	192,384
	33600-Purification Equipment	0	0	0	44,369	0	0	0	44,369	0	0	0	44,369
	35010-Land	0	0	0	261,127	0	0	0	261,127	0	0	0	261,127
	35020-Rights of Ways	0	0	0	4,682	0	0	0	4,682	0	0	0	4,682
	35100-Structures & Improvements	0	0	0	17,916	0	0	0	17,916	0	0	0	17,916
	35102-Compressor Station Equipment	0	0	0	153,261	0	0	0	153,261	0	0	0	153,261
	35103-Meas. & Reg. Sta. Structures	0	0	0	23,138	0	0	0	23,138	0	0	0	23,138
	35104-Other Structures	0	0	0	137,443	0	0	0	137,443	0	0	0	137,443
	35200-Wells	1,271	0	0	3,706,441	0	0	0	3,706,441	0	0	0	3,706,441
	35201-Well Construction	0	0	0	1,699,999	0	0	0	1,699,999	0	0	0	1,699,999
	35202-Well Equipment	0	0	0	455,309	0	0	0	455,309	0	0	0	455,309
	35203-Cushion Gas	0	0	0	1,694,833	0	0	0	1,694,833	0	0	0	1,694,833
	35210-Leaseholds	0	0	0	178,530	0	0	0	178,530	0	0	0	178,530
	35211-Storage Rights	0	0	0	54,614	0	0	0	54,614	0	0	0	54,614
	35301-Field Lines	0	0	0	178,497	0	0	0	178,497	0	0	0	178,497
	35302-Tributary Lines	0	0	0	209,458	0	0	0	209,458	0	0	0	209,458
	35400-Compressor Station Equipment	0	0	0	923,446	0	0	0	923,446	0	0	0	923,446
	35500-Meas. & Reg. Equipment	0	0	0	240,883	0	0	0	240,883	0	0	0	240,883
	35600-Purification Equipment	0	0	0	163,979	0	0	0	163,979	0	0	0	163,979
	36510-Land & Land Rights	0	0	0	26,970	0	0	0	26,970	0	0	0	26,970
	36520-Rights-Of-Way	0	0	0	867,772	0	0	0	867,772	0	0	0	867,772
	36902-Structures & Improvements	0	0	0	49,002	0	0	0	49,002	0	0	0	49,002
	36903-Other Structures	0	0	0	60,826	0	0	0	60,826	0	0	0	60,826
	36700-Mains - Cathodic Protection	0	0	0	406,035	0	0	0	406,035	0	0	0	406,035
	36701-Mains - Steel	0	0	0	28,547,796	0	-23,746	0	28,547,050	0	0	0	28,547,050
	36900-Meas. & Reg. Sta. Equipment	0	0	0	578,023	0	0	0	578,023	0	0	0	578,023
	36901-Meas. & Reg. Sta. Equipment	0	0	0	2,276,827	0	-905	0	2,276,023	0	0	0	2,276,023
	37400-Land & Land Rights	0	0	0	440,648	42,873	0	0	483,722	0	0	0	483,722
	37401-Land	0	0	0	37,326	0	0	0	37,326	0	0	0	37,326
	37402-Land Rights	0	0	0	253,401	0	0	0	253,401	0	0	0	253,401
	37403-Land Other	0	0	0	2,784	0	0	0	2,784	0	0	0	2,784
	37500-Structures & Improvements	-5	0	0	336,168	0	0	0	336,168	0	0	0	336,168
	37501-Structures & Improvements T.B	0	0	0	101,507	0	0	0	101,507	0	0	0	101,507
	37502-Land Rights	0	0	0	46,591	0	0	0	46,591	0	0	0	46,591
	37503-Improvements	0	0	0	4,005	0	0	0	4,005	0	0	0	4,005
	37600-Mains - Cathodic Protection	34,823	-3,284	0	11,124,397	30,494	0	0	11,164,891	31,117	0	0	11,186,008
	37601-Mains - Steel	158,829	-6,823	0	89,188,173	230,631	-122,278	0	89,296,526	-170,109	-43,400	0	89,083,017
	37602-Mains - Plastic	427,804	-3,197	0	42,045,520	374,643	-16,734	0	42,403,429	504,401	-4,097	0	42,903,732
	37800-Meas. & Reg. Sta. Eq-General	100,916	0	0	5,001,533	30,344	-767	0	5,031,110	44,490	-564	0	5,075,036
	37900-Meas. & Reg. - City Gate	1,476	0	0	1,988,345	48,974	0	0	2,035,319	57,291	0	0	2,092,610
	37905-Meas. & Reg. Sta. Equip T.B.	0	0	0	1,415,373	0	0	0	1,415,373	0	0	0	1,415,373
	38000-Services	575,131	-10,815	0	91,616,785	431,233	-190,803	0	91,857,215	649,997	-210,607	0	92,296,605
	38100-Meters	896,510	0	0	16,844,606	234,454	0	0	16,878,960	200,522	0	0	19,079,482
	38200-Meter Installations	9,551	-25,908	0	48,854,980	130,352	-27,002	0	48,758,340	108,189	-24,719	0	48,839,809
	38300-House Regulators	16,914	0	0	6,976,370	20,953	0	0	6,997,333	38,658	0	0	7,035,991
	38400-House Reg. Installations	0	0	0	154,276	0	0	0	154,276	0	0	0	154,276
	38500-Ind. Meas. & Reg. Sta. Equip	4,529	0	0	5,004,478	11,695	0	0	5,016,473	124	0	0	5,016,597

Division description2	12/2012				01/2013				02/2013			
	current additions	current retirements	current transfers	End Balance	current additions	current retirements	current transfers	End Balance	current additions	current retirements	current transfers	End Balance
3900-Land & Land Rights	0	0	0	786,216	0	0	0	786,216	0	0	0	786,216
39000-Structures & Improvements	70,937	0	0	1,587,750	18,189	0	0	1,585,948	0	0	0	1,585,948
39002-Structures - Brick	0	0	0	178,755	0	0	0	178,755	0	0	0	178,755
39003-Improvements	0	0	0	725,022	0	0	0	725,022	0	0	0	725,022
39004-Air Conditioning Equipment	0	0	0	7,461	0	0	0	7,461	0	0	0	7,461
39009-Improv. to Leased Premises	0	0	0	1,279,376	0	0	0	1,279,376	0	0	0	1,279,376
39100-Office Furniture & Equipment	0	0	0	1,453,652	0	0	0	1,453,652	0	0	0	1,453,652
39103-Office Furn. - Copiers & Type	0	0	0	0	0	0	0	0	0	0	0	0
39200-Transportation Equipment	0	0	0	395,444	0	0	0	395,444	0	0	0	395,444
39201-WKG Trucks	0	0	0	0	0	0	0	0	0	0	0	0
39202-WKG Trailers	0	0	0	33,192	0	0	0	33,192	0	0	0	33,192
39400-Tools, Shop, & Garage Equip.	18	0	0	2,110,344	13,165	0	0	2,123,510	21,534	0	0	2,145,044
39603-Ditchers	0	0	0	53,704	0	0	0	53,704	0	0	0	53,704
39604-Backhoes	0	0	0	62,747	0	0	0	62,747	0	0	0	62,747
39605-Welders	0	0	0	33,236	0	0	0	33,236	0	0	0	33,236
39700-Communication Equipment	0	-441	0	377,222	0	0	0	377,222	0	0	0	377,222
39701-Comm. Equip. - Mobile Radios	0	0	0	0	0	0	0	0	0	0	0	0
39702-Comm. Equip. - Fixed Radios	0	0	0	0	0	0	0	0	0	0	0	0
39705-Comm. Equip. - Telemetering	0	0	0	66,316	0	0	0	66,316	0	0	0	66,316
39800-Miscellaneous Equipment	1,837	-213,314	0	3,117,649	6,723	0	0	3,126,372	0	0	0	3,126,372
39901-Oth Tang Prop - Servers - H/W	0	0	0	175,930	0	0	0	175,930	0	0	0	175,930
39902-Oth Tang Prop - Servers - S/W	0	-12,668	0	100,775	0	0	0	100,775	0	0	0	100,775
39903-Oth Tang Prop - Network - H/W	0	-459,485	0	52,297	0	0	0	52,297	0	0	0	52,297
39905-Oth Tang Prop - PC Hardware	0	-947,532	0	2,507,892	0	0	0	2,507,892	135,480	-110,211	0	2,533,161
39907-Oth Tang Prop - PC Software	0	-233,448	0	13,883	0	0	0	13,883	0	0	0	13,883
39908-Oth Tang Prop - Appl Software	0	-272,686	0	139,014	0	0	0	139,014	0	0	0	139,014
CWIP	631,517	0	0	8,005,826	762,733	0	0	8,768,561	1,413,732	0	0	9,182,293
009 Total	2,734,076	-2,189,640	0	388,248,832	2,389,476	-382,134	0	390,256,174	3,033,427	-393,600	0	392,586,001
012												
38900-Land	0	0	0	2,874,240	0	0	0	2,874,240	0	0	0	2,874,240
38910-CKV-Land & Land Rights	0	0	0	1,887,123	0	0	0	1,887,123	0	0	0	1,887,123
39000-Structures & Improvements	0	0	0	13,161,947	0	0	0	13,161,947	0	0	0	13,161,947
39009-Improv. to Leased Premises	-2	0	0	4,424,649	0	0	0	4,424,649	0	0	0	4,424,649
39010-CKV-Structures & Improvements	0	0	0	10,400,518	0	0	0	10,400,518	0	0	0	10,400,518
39100-Office Furniture & Equipment	0	0	0	1,143,140	0	0	0	1,143,140	0	0	0	1,143,140
39700-Communication Equipment	0	0	0	2,064,080	0	0	0	2,064,080	0	0	0	2,064,080
39710-CKV-Communication Equipment	0	0	0	271,621	0	0	0	271,621	0	0	0	271,621
39800-Miscellaneous Equipment	0	0	0	9,812	0	0	0	9,812	0	0	0	9,812
39900-Other Tangible Property	0	0	0	0	0	0	0	0	0	0	0	0
39901-Oth Tang Prop - Servers - H/W	0	0	0	5,383,572	0	0	0	5,383,572	0	0	0	5,383,572
39902-Oth Tang Prop - Servers - S/W	0	0	0	2,370,174	0	0	0	2,370,174	0	0	0	2,370,174
39903-Oth Tang Prop - Network - H/W	0	0	0	435,051	0	0	0	435,051	0	0	0	435,051
39906-Oth Tang Prop - PC Hardware	45,984	0	2,259	341,965	1,071	0	0	343,066	-329	0	0	342,736
39907-Oth Tang Prop - PC Software	0	0	0	496,433	0	0	0	496,433	0	0	0	496,433
39908-Oth Tang Prop - Appl Software	55,569	-92,356	55,413	91,229,032	0	0	0	91,229,032	0	0	0	91,229,032
39910-CKV-Other Tangible Property	0	0	0	80,341	0	0	0	80,341	1,549	0	0	81,890
39916-CKV-Oth Tang Prop-PC Hardware	0	0	0	194,015	0	0	0	194,015	0	0	0	194,015
39917-CKV-Oth Tang Prop-PC Software	0	0	0	80,541	0	0	0	80,541	0	0	0	80,541
39924-Oth Tang Prop - Gen. Stanup C	0	-9,347	0	23,162,979	0	0	0	23,162,979	0	0	0	23,162,979
CWIP	2,262,031	0	0	76,591,132	1,014,357	0	0	77,605,490	1,087,011	0	0	78,692,501
012 Total	2,363,672	-101,701	57,672	236,642,394	1,015,428	0	0	237,657,822	1,088,231	0	0	238,746,053
091												
30100-Organization	0	0	0	185,309	0	0	0	185,309	0	0	0	185,309
30300-Misc. Intangible Plant	0	0	0	1,109,552	0	0	0	1,109,552	0	0	0	1,109,552
37601-Mains - Steel	0	0	0	0	0	0	0	0	0	0	0	0
38001-Structures - Frame	0	0	0	179,339	0	0	0	179,339	0	0	0	179,339
38004-Air Conditioning Equipment	0	0	0	5,771	0	0	0	5,771	0	0	0	5,771
38009-Improv. to Leased Premises	0	0	0	38,834	0	0	0	38,834	0	0	0	38,834
38100-Office Furniture & Equipment	4,798	0	0	68,248	0	0	0	68,248	0	0	-4,331	63,917
38200-Transportation Equipment	0	0	0	4,110	0	0	0	4,110	0	0	0	4,110
38300-Stores Equipment	0	0	0	4,161	0	0	0	4,161	0	0	0	4,161
38400-Tools, Shop, & Garage Equip.	0	0	0	142,559	0	0	0	142,559	0	0	0	142,559
38500-Power Operated Equipment	0	0	0	19,634	0	0	0	19,634	0	0	0	19,634
38700-Communication Equipment	0	-91,931	0	225,614	0	0	0	225,614	0	0	0	225,614
38800-Miscellaneous Equipment	0	-232	0	825,463	0	0	0	825,463	0	0	0	825,463
38900-Other Tangible Property	0	0	0	76,993	0	0	0	76,993	0	0	0	76,993
39901-Oth Tang Prop - Servers - H/W	0	0	0	344,194	0	0	0	344,194	0	0	0	344,194
39902-Oth Tang Prop - Servers - S/W	0	0	0	8,273	0	0	0	8,273	0	0	0	8,273
39903-Oth Tang Prop - Network - H/W	0	-11,191	0	240,607	0	0	0	240,607	0	0	0	240,607
39906-Oth Tang Prop - PC Hardware	0	-830,450	0	481,398	0	0	0	481,398	254,316	0	0	735,714
39907-Oth Tang Prop - PC Software	0	-89,815	0	39,816	0	0	0	39,816	0	0	0	39,816
39908-Oth Tang Prop - Appl Software	0	-707,722	0	31,388	0	0	0	31,388	0	0	0	31,388
CWIP	-654,796	0	0	697,402	300,290	0	0	697,692	-104,331	0	0	893,361
091 Total	-649,996	-1,530,342	0	4,728,464	300,290	0	0	5,028,754	148,984	0	-4,331	5,174,408
Grand Total	5,767,627	-4,526,146	0	912,867,417	4,350,464	-382,134	0	816,835,747	3,480,381	-393,600	-4,331	819,918,198

GL Acct (All)

Division description2	03/2013				Total current additions	Total current retirements	Total current transfers	Total End Balance
	current additions	current retirements	current transfers	End Balance				
002 39000-Structures & Improvements	0	0	0	49,306	49,306	0	298,265	
39005-G-Structures & Improvements	0	0	0	9,154,266	0	0	91,542,858	
39009-Improv. to Leased Premises	-1	0	0	8,856,029	279,143	0	87,069,213	
39100-Office Furniture & Equipment	2	-294,032	0	10,515,340	64,301	-294,032	107,595,839	
39102-Remittance Processing Equipment	0	0	0	0	0	0	0	
39103-Office Furn. - Copiers & Type	0	0	0	0	0	0	0	
39104-G-Office Furniture & Equip.	0	0	0	63,741	0	0	637,409	
39200-Transportation Equipment	0	0	0	99,143	0	0	991,428	
39300-Stores Equipment	0	0	0	0	0	0	0	
39400-Tools, Shop, & Garage Equip.	0	0	0	212,213	26,345	0	2,069,493	
39500-Laboratory Equipment	0	0	0	23,632	11,532	0	201,726	
39700-Communication Equipment	0	0	0	2,446,692	255,561	0	23,693,757	
39800-Miscellaneous Equipment	0	0	0	388,189	-2	0	3,881,891	
39900-Other Tangible Property	0	0	0	162,268	0	0	1,622,680	
39901-Oth Tang Prop - Servers - HW	84,830	0	0	26,305,182	2,634,184	0	249,004,729	
39902-Oth Tang Prop - Servers - SW	10,125	0	0	14,634,075	643,573	0	142,736,885	
39903-Oth Tang Prop - Network - HW	0	0	0	3,795,559	30,555	-96,188	38,427,030	
39904-Oth Tang Prop - CPU	0	0	0	0	0	0	0	
39905-Oth Tang Prop - MF Hardware	0	0	0	0	0	0	0	
39906-Oth Tang Prop - PC Hardware	7,409	0	0	2,648,481	284,811	-215,892	26,090,201	
39907-Oth Tang Prop - PC Software	4,993	0	0	1,602,718	107,009	-251,587	17,593,453	
39908-Oth Tang Prop - Appl Software	42,934	0	0	92,657,246	7,128,154	-30,794	885,719,561	
39909-Oth Tang Prop - Mainframe SW	0	0	0	2,614,619	0	0	26,146,180	
39924-Oth Tang Prop - Gen. Startup C	0	0	0	0	0	0	0	
CWIP	2,519,875	0	0	9,246,080	925,547	0	113,136,249	
002 Total	2,669,075	-294,032	0	185,476,779	12,339,997	-998,494	1,818,520,863	
009 30100-Organization	0	0	0	8,330	0	0	83,267	
30200-Franchises & Consents	0	0	0	119,853	0	0	1,199,527	
32520-Producing Leaseholds	0	0	0	2,353	0	0	23,525	
32540-Rights-of-Way	0	0	0	83,422	0	0	834,223	
33100-Production Gas Wells Equipment	0	0	0	3,492	0	0	34,925	
33201-Field Lines	0	0	0	47,163	0	0	471,627	
33202-Tributary Lines	0	0	0	528,218	0	0	5,282,180	
33400-Field Meas. & Reg. Sta. Equip	0	0	0	192,384	0	0	1,923,844	
33600-Purification Equipment	0	0	0	44,389	0	0	443,693	
35010-Land	0	0	0	261,127	0	0	2,611,267	
35020-Rights of Ways	0	0	0	4,682	0	0	46,816	
35100-Structures & Improvements	0	0	0	17,916	0	0	179,162	
35102-Compressor Station Equipment	0	0	0	153,261	0	0	1,532,613	
35103-Meas. & Reg. Sta. Structures	0	0	0	23,138	0	0	231,384	
35104-Other Structures	0	0	0	137,443	0	0	1,374,425	
35200-Wells	0	0	0	3,706,441	582,991	0	33,530,493	
35201-Well Construction	0	0	0	1,699,999	0	-167,597	17,670,373	
35202-Well Equipment	0	0	0	455,309	0	0	4,553,088	
35203-Cushion Gas	0	0	0	1,694,833	0	0	16,948,330	
35210-Leaseholds	0	0	0	178,530	0	0	1,785,301	
35211-Storage Rights	0	0	0	54,814	0	0	546,143	
35301-Field Lines	0	0	0	178,497	0	0	1,784,889	
35302-Tributary Lines	0	0	0	209,458	0	0	2,094,582	
35400-Compressor Station Equipment	0	0	0	923,446	0	0	9,234,461	
35500-Meas. & Reg. Equipment	0	0	0	240,883	0	0	2,408,830	
35600-Purification Equipment	0	0	0	163,979	0	0	1,639,795	
36510-Land & Land Rights	0	0	0	26,870	0	0	269,704	
36520-Rights-Of-Way	0	0	0	857,772	0	0	8,677,720	
36602-Structures & Improvements	0	0	0	49,002	0	0	490,017	
36603-Other Structures	0	0	0	60,826	0	0	608,263	
36700-Mains - Cathodic Protection	0	0	0	406,035	0	0	4,060,352	
36701-Mains - Steel	0	0	0	28,547,050	4,654	-335,997	287,184,898	
36800-Meas. & Reg. Sta. Equipment	0	0	0	578,023	0	0	5,780,231	
36901-Meas. & Reg. Sta. Equipment	0	0	0	2,276,023	0	-937	22,766,124	
37400-Land & Land Rights	0	0	0	483,722	58,153	0	4,492,560	
37401-Land	0	0	0	37,326	0	0	373,264	
37402-Land Rights	0	0	0	253,401	0	0	2,534,006	
37403-Land Other	0	0	0	2,784	0	0	27,838	
37500-Structures & Improvements	0	0	0	336,188	6,287	0	3,336,866	
37501-Structures & Improvements T.B	0	0	0	101,507	0	0	1,015,065	
37502-Land Rights	0	0	0	46,591	0	0	465,910	
37503-Improvements	0	0	0	4,005	0	0	40,051	
37600-Mains - Cathodic Protection	38,082	0	0	11,224,071	346,348	-483,254	110,947,276	
37601-Mains - Steel	150,036	-2,840	0	88,230,213	12,420,452	-1,129,571	848,242,884	
37602-Mains - Plastic	89,644	-390	0	42,993,187	6,135,550	-227,296	406,736,950	
37800-Meas. & Reg. Sta. Eq-General	251	-195	0	5,075,091	399,072	-19,994	48,931,436	
37800-Meas. & Reg. - City Gate	34,559	0	0	2,127,169	251,028	0	19,785,077	
37905-Meas. & Reg. Sta. Equip T.B.	0	0	0	1,415,373	0	-9,710	14,182,564	
38000-Services	437,206	-61,191	0	92,672,620	5,397,702	-1,261,431	907,703,541	
39100-Meters	225,412	0	0	19,304,894	3,023,898	0	179,145,179	
39200-Meter Installations	36,035	0	0	48,875,844	1,012,373	-383,148	485,189,355	
39300-House Regulators	-4,288	0	0	7,031,694	427,314	0	69,191,458	
39400-House Reg. Installations	0	0	0	154,276	0	0	1,542,764	
39500-Ind. Meas. & Reg. Sta. Equip	8,882	0	0	5,025,479	59,060	-6,251	49,962,458	

03/2013		Total current additions				Total current retirements				Total current transfers				Total End Balance			
Division	description	current additions	current retirements	current transfers	End Balance	current additions	current retirements	current transfers	End Balance	current additions	current retirements	current transfers	End Balance	current additions	current retirements	current transfers	End Balance
38900	Land & Land Rights	0	0	0	786,216	697,578	0	0	7,882,159								
39000	Structures & Improvements	188	-5,256	0	1,580,879	575,590	-5,256	0	14,846,249								
39002	Structures - Brick	0	0	0	178,755	0	0	0	1,787,554								
39003	Improvements	0	0	0	725,022	0	0	0	7,250,219								
39004	Air Conditioning Equipment	0	0	0	7,461	0	0	0	74,615								
39009	Improv. to Leased Premises	0	0	0	1,279,376	0	0	0	12,793,757								
39100	Office Furniture & Equipment	0	-3,836	0	1,448,916	97,284	-6,525	0	14,444,930								
39103	Office Furn. - Copiers & Type	0	0	0	0	0	0	0	0								
39200	Transportation Equipment	0	0	0	395,444	0	0	0	3,954,443								
39201	WKG Trucks	0	0	0	0	0	0	0	0								
39202	WKG Trailers	0	0	0	33,192	0	-1,505	0	331,919								
39400	Tools, Shop, & Garage Equip.	13,323	0	0	2,158,367	196,480	-60,950	0	21,008,216								
39603	Ditchers	0	0	0	53,704	0	-60,878	0	537,037								
39604	Backhoes	0	0	0	62,747	0	0	0	627,473								
39605	Welders	0	0	0	33,236	0	-4,978	0	332,359								
39700	Communication Equipment	0	0	0	377,222	0	-441	0	3,774,655								
39701	Comm. Equip. - Mobile Radios	0	0	0	0	0	0	0	0								
39702	Comm. Equip. - Fixed Radios	0	0	0	0	0	0	0	0								
39705	Comm. Equip. - Telemetering	0	0	0	66,316	0	0	0	663,156								
39800	Miscellaneous Equipment	119,161	0	0	3,245,533	228,385	-327,153	0	32,629,001								
39901	Oth Tang Prop - Servers - H/W	0	0	0	175,890	0	0	0	1,759,901								
39902	Oth Tang Prop - Servers - S/W	0	0	0	100,775	0	-12,698	0	1,083,937								
39903	Oth Tang Prop - Network - H/W	0	0	0	52,297	0	-459,485	0	3,279,875								
39906	Oth Tang Prop - PC Hardware	27	0	0	2,533,188	387,707	-1,457,513	0	31,257,388								
39907	Oth Tang Prop - PC Software	0	0	0	13,863	0	-233,448	0	1,539,518								
39908	Oth Tang Prop - Appl Software	0	0	0	135,014	0	-272,696	0	3,026,316								
	CWIP	700,186	0	0	8,882,480	4,792,173	0	0	106,623,925								
009 Total		1,848,873	-73,709	0	394,671,166	27,917,643	-6,918,710	0	3,863,620,496								
012																	
39900	Land	0	0	0	2,874,240	0	0	0	28,742,399								
39910	CKV-Land & Land Rights	0	0	0	1,887,123	0	0	0	18,871,229								
39000	Structures & Improvements	0	0	0	13,181,947	1,842	0	0	131,813,947								
39009	Improv. to Leased Premises	0	0	0	4,424,649	6,258	0	0	44,215,197								
39010	CKV-Structures & Improvements	0	0	0	10,400,518	0	0	0	104,005,178								
39100	Office Furniture & Equipment	0	0	0	1,143,140	0	0	0	11,431,396								
39700	Communication Equipment	0	0	0	2,064,080	0	0	0	20,640,803								
39710	CKV-Communication Equipment	0	0	0	271,821	0	0	0	2,718,212								
39800	Miscellaneous Equipment	0	0	0	9,812	6,832	0	0	83,426								
39800	Other Tangible Property	0	0	0	0	0	0	0	0								
39901	Oth Tang Prop - Servers - H/W	57,464	0	0	5,451,037	67,250	0	0	53,903,402								
39902	Oth Tang Prop - Servers - S/W	325,782	0	0	2,695,956	325,750	0	0	24,027,518								
39903	Oth Tang Prop - Network - H/W	0	0	0	435,051	90,426	0	0	4,079,231								
39906	Oth Tang Prop - PC Hardware	341,389	0	0	684,125	401,323	0	2,259	3,447,707								
39907	Oth Tang Prop - PC Software	0	0	0	496,433	600	0	0	4,962,528								
39908	Oth Tang Prop - Appl Software	0	0	0	91,229,032	214,473	-82,355	55,413	911,659,796								
39910	CKV-Other Tangible Property	102	0	0	91,992	1,652	0	0	908,610								
39916	CKV-Oth Tang Prop-PC Hardware	0	0	0	194,015	0	0	0	1,940,154								
39917	CKV-Oth Tang Prop-PC Software	0	0	0	90,541	0	0	0	905,406								
39924	Oth Tang Prop - Gen. Startup C	0	0	0	23,162,979	0	-9,347	0	231,685,873								
	CWIP	102,432	0	0	78,794,933	21,228,475	0	0	708,072,958								
012 Total		837,169	0	0	239,583,223	22,344,880	-101,701	57,672	2,309,110,970								
091																	
30100	Organization	0	0	0	185,309	0	0	0	1,853,093								
30300	Misc. Intangible Plant	0	0	0	1,109,552	0	0	0	11,095,517								
37601	Mains - Steel	0	0	0	0	0	0	0	0								
39001	Structures - Frame	0	0	0	179,339	0	0	0	1,793,385								
39004	Air Conditioning Equipment	0	0	0	5,771	0	0	0	57,710								
39009	Improv. to Leased Premises	0	0	0	38,834	0	0	0	388,340								
39100	Office Furniture & Equipment	0	0	0	63,917	4,798	0	-4,331	645,029								
39200	Transportation Equipment	0	0	0	4,110	0	0	0	41,097								
39300	Stores Equipment	0	0	0	4,161	0	0	0	41,611								
39400	Tools, Shop, & Garage Equip.	0	0	0	142,659	0	0	0	1,425,586								
39600	Power Operated Equipment	0	0	0	19,534	0	0	0	195,342								
39700	Communication Equipment	0	0	0	225,614	0	-91,931	0	2,807,723								
39800	Miscellaneous Equipment	0	0	0	825,463	0	-232	0	8,256,023								
39800	Other Tangible Property	0	0	0	76,893	0	0	0	769,932								
39901	Oth Tang Prop - Servers - H/W	0	0	0	344,194	0	0	0	3,441,635								
39902	Oth Tang Prop - Servers - S/W	0	0	0	8,273	0	0	0	82,731								
39903	Oth Tang Prop - Network - H/W	0	0	0	240,507	0	-11,181	0	2,472,216								
39906	Oth Tang Prop - PC Hardware	0	0	-62,090	673,624	253,741	-630,450	-62,090	9,043,417								
39907	Oth Tang Prop - PC Software	0	0	0	39,816	0	-88,815	0	931,054								
39908	Oth Tang Prop - Appl Software	38,575	0	0	69,964	38,575	-707,722	0	4,598,793								
	CWIP	96,988	0	0	990,347	23,510	0	0	7,989,608								
091 Total		135,562	0	-62,090	5,247,880	273,604	-1,530,342	-66,420	57,930,143								
Grand Total		5,490,679	-367,741	-62,090	824,979,047	62,876,124	-9,549,247	-66,420	8,049,182,473								

month	set_of_books	company	business_segn	description	func_class	fc_sordid	description	beginning_balanc_ytd	additions	ytd_retirements	ytd_trans_adj	ending_balance	curr_additions	curr_retiremen	curr_trans_adj	month-don't us	Source	Reg/Non Reg	BU1	
06/2012	Corporate	010 Atmos Regi.002	Dallas Atr	1010 - Gas Plan General Plant	7 39000-Structures & Imprc			0.00	0.00	0.00	0.00	0.00	0.00	0.00	0.00	10/1/2011	PowerPlant	Regulated	010	
06/2012	Corporate	010 Atmos Regi.002	Dallas Atr	1010 - Gas Plan General Plant	7 39005-G-Structures & Imt			9,154,285.84	0.00	0.00	0.00	9,154,285.84	0.00	0.00	0.00	10/1/2011	PowerPlant	Regulated	010	
06/2012	Corporate	010 Atmos Regi.002	Dallas Atr	1010 - Gas Plan General Plant	7 39009-Improv. to Leased			8,576,886.42	340,190.81	(16,342.77)	0.00	8,576,886.42	0.00	0.00	0.00	10/1/2011	PowerPlant	Regulated	010	
06/2012	Corporate	010 Atmos Regi.002	Dallas Atr	1010 - Gas Plan General Plant	7 39100-Office Furniture &			10,745,071.66	58,674.12	(788,807.96)	0.00	10,745,068.29	(3.37)	0.00	0.00	10/1/2011	PowerPlant	Regulated	010	
06/2012	Corporate	010 Atmos Regi.002	Dallas Atr	1010 - Gas Plan General Plant	7 39102-Remittance Proce			0.00	0.00	0.00	0.00	0.00	0.00	0.00	0.00	10/1/2011	PowerPlant	Regulated	010	
06/2012	Corporate	010 Atmos Regi.002	Dallas Atr	1010 - Gas Plan General Plant	7 39103-Office Furn. - Copi			0.00	0.00	0.00	0.00	0.00	0.00	0.00	0.00	10/1/2011	PowerPlant	Regulated	010	
06/2012	Corporate	010 Atmos Regi.002	Dallas Atr	1010 - Gas Plan General Plant	7 39104-G-Office Furniture			63,740.85	0.00	0.00	0.00	63,740.85	0.00	0.00	0.00	10/1/2011	PowerPlant	Regulated	010	
06/2012	Corporate	010 Atmos Regi.002	Dallas Atr	1010 - Gas Plan General Plant	7 39200-Transportation Eq			99,142.78	2,852.56	0.00	0.00	99,142.78	0.00	0.00	0.00	10/1/2011	PowerPlant	Regulated	010	
06/2012	Corporate	010 Atmos Regi.002	Dallas Atr	1010 - Gas Plan General Plant	7 39300-Stores Equipment			0.00	0.00	0.00	0.00	0.00	0.00	0.00	0.00	10/1/2011	PowerPlant	Regulated	010	
06/2012	Corporate	010 Atmos Regi.002	Dallas Atr	1010 - Gas Plan General Plant	7 39400-Tools, Shop, & Ga			108,210.73	101,962.79	0.00	0.00	108,240.27	28.54	0.00	0.00	10/1/2011	PowerPlant	Regulated	010	
06/2012	Corporate	010 Atmos Regi.002	Dallas Atr	1010 - Gas Plan General Plant	7 39500-Laboratory Equipm			12,100.47	12,100.47	0.00	0.00	12,100.47	0.00	0.00	0.00	10/1/2011	PowerPlant	Regulated	010	
06/2012	Corporate	010 Atmos Regi.002	Dallas Atr	1010 - Gas Plan General Plant	7 39700-Communication Eq			2,193,131.37	0.00	(162,104.85)	0.00	2,193,131.37	0.00	0.00	0.00	10/1/2011	PowerPlant	Regulated	010	
06/2012	Corporate	010 Atmos Regi.002	Dallas Atr	1010 - Gas Plan General Plant	7 39800-Miscellaneous Eq			388,189.03	175,913.31	(24,055.35)	0.00	388,189.07	(1.76)	0.00	0.00	10/1/2011	PowerPlant	Regulated	010	
06/2012	Corporate	010 Atmos Regi.002	Dallas Atr	1010 - Gas Plan General Plant	7 39900-Other Tangible Pr			162,267.97	0.00	0.00	0.00	162,267.97	0.00	0.00	0.00	10/1/2011	PowerPlant	Regulated	010	
06/2012	Corporate	010 Atmos Regi.002	Dallas Atr	1010 - Gas Plan General Plant	7 39901-OTH Tang Prop - S			19,187,876.04	2,181,754.41	(3,194,576.99)	0.00	19,187,876.31	(8.73)	0.00	0.00	10/1/2011	PowerPlant	Regulated	010	
06/2012	Corporate	010 Atmos Regi.002	Dallas Atr	1010 - Gas Plan General Plant	7 39902-OTH Tang Prop - S			12,150,696.18	1,412,624.97	(779,419.24)	0.00	12,150,696.56	(1.62)	0.00	0.00	10/1/2011	PowerPlant	Regulated	010	
06/2012	Corporate	010 Atmos Regi.002	Dallas Atr	1010 - Gas Plan General Plant	7 39903-OTH Tang Prop - N			3,562,965.25	230,326.32	(266,592.63)	0.00	3,562,965.25	0.00	0.00	0.00	10/1/2011	PowerPlant	Regulated	010	
06/2012	Corporate	010 Atmos Regi.002	Dallas Atr	1010 - Gas Plan General Plant	7 39904-OTH Tang Prop - C			0.00	0.00	(1,095,465.10)	0.00	0.00	0.00	0.00	0.00	10/1/2011	PowerPlant	Regulated	010	
06/2012	Corporate	010 Atmos Regi.002	Dallas Atr	1010 - Gas Plan General Plant	7 39905-OTH Tang Prop - M			0.00	0.00	(1,159,964.38)	0.00	0.00	0.00	0.00	0.00	10/1/2011	PowerPlant	Regulated	010	
06/2012	Corporate	010 Atmos Regi.002	Dallas Atr	1010 - Gas Plan General Plant	7 39906-OTH Tang Prop - P			2,336,547.92	227,779.49	(2,337,811.41)	0.00	2,336,547.92	84.34	0.00	0.00	10/1/2011	PowerPlant	Regulated	010	
06/2012	Corporate	010 Atmos Regi.002	Dallas Atr	1010 - Gas Plan General Plant	7 39907-OTH Tang Prop - P			1,847,076.25	87,364.17	0.00	240.42	1,847,044.96	(31.29)	0.00	0.00	10/1/2011	PowerPlant	Regulated	010	
06/2012	Corporate	010 Atmos Regi.002	Dallas Atr	1010 - Gas Plan General Plant	7 39908-OTH Tang Prop - A			85,594,071.72	3,359,275.23	0.00	0.00	85,594,075.27	(56.45)	0.00	0.00	10/1/2011	PowerPlant	Regulated	010	
06/2012	Corporate	010 Atmos Regi.002	Dallas Atr	1010 - Gas Plan General Plant	7 39909-OTH Tang Prop - M			2,614,618.97	0.00	0.00	0.00	2,614,618.97	0.00	0.00	0.00	10/1/2011	PowerPlant	Regulated	010	
06/2012	Corporate	010 Atmos Regi.002	Dallas Atr	1010 - Gas Plan General Plant	7 39924-OTH Tang Prop - G			0.00	0.00	0.00	0.00	0.00	0.00	0.00	0.00	10/1/2011	PowerPlant	Regulated	010	
06/2012	Corporate	010 Atmos Regi.002	Dallas Atr	1060 - Complet General Plant	7 39000-Structures & Imprc			0.00	0.00	0.00	0.00	0.00	0.00	0.00	0.00	10/1/2011	PowerPlant	Regulated	010	
06/2012	Corporate	010 Atmos Regi.002	Dallas Atr	1060 - Complet General Plant	7 39009-Improv. to Leased			0.00	0.00	0.00	0.00	0.00	0.00	0.00	0.00	10/1/2011	PowerPlant	Regulated	010	
06/2012	Corporate	010 Atmos Regi.002	Dallas Atr	1060 - Complet General Plant	7 39100-Office Furniture &			0.00	0.00	0.00	0.00	0.00	0.00	0.00	0.00	10/1/2011	PowerPlant	Regulated	010	
06/2012	Corporate	010 Atmos Regi.002	Dallas Atr	1060 - Complet General Plant	7 39400-Tools, Shop, & Ga			77,656.01	0.00	0.00	0.00	77,656.01	0.00	0.00	0.00	10/1/2011	PowerPlant	Regulated	010	
06/2012	Corporate	010 Atmos Regi.002	Dallas Atr	1060 - Complet General Plant	7 39700-Communication Eq			0.00	0.00	0.00	0.00	0.00	0.00	0.00	0.00	10/1/2011	PowerPlant	Regulated	010	
06/2012	Corporate	010 Atmos Regi.002	Dallas Atr	1060 - Complet General Plant	7 39900-Other Tangible Pr			0.00	0.00	0.00	0.00	0.00	0.00	0.00	0.00	10/1/2011	PowerPlant	Regulated	010	
06/2012	Corporate	010 Atmos Regi.002	Dallas Atr	1060 - Complet General Plant	7 39901-OTH Tang Prop - S			4,483,133.04	(76,524.72)	0.00	0.00	4,483,133.04	0.00	0.00	0.00	10/1/2011	PowerPlant	Regulated	010	
06/2012	Corporate	010 Atmos Regi.002	Dallas Atr	1060 - Complet General Plant	7 39902-OTH Tang Prop - S			1,939,803.86	171,598.99	0.00	0.00	1,939,803.86	0.00	0.00	0.00	10/1/2011	PowerPlant	Regulated	010	
06/2012	Corporate	010 Atmos Regi.002	Dallas Atr	1060 - Complet General Plant	7 39903-OTH Tang Prop - N			298,227.49	(13,361.22)	0.00	0.00	298,430.96	203.47	0.00	0.00	10/1/2011	PowerPlant	Regulated	010	
06/2012	Corporate	010 Atmos Regi.002	Dallas Atr	1060 - Complet General Plant	7 39906-OTH Tang Prop - P			245,336.60	985.04	0.00	0.00	245,336.13	(1.47)	0.00	0.00	10/1/2011	PowerPlant	Regulated	010	
06/2012	Corporate	010 Atmos Regi.002	Dallas Atr	1060 - Complet General Plant	7 39907-OTH Tang Prop - P			10,219.45	250.78	0.00	0.00	10,219.09	(0.37)	0.00	0.00	10/1/2011	PowerPlant	Regulated	010	
06/2012	Corporate	010 Atmos Regi.002	Dallas Atr	1060 - Complet General Plant	7 39908-OTH Tang Prop - A			21,227.07	22,527.07	0.00	0.00	22,527.07	1,299.37	0.00	0.00	10/1/2011	PowerPlant	Regulated	010	
06/2012	Corporate	010 Atmos Regi.002	Dallas Atr	1060 - Complet General Plant	7 39909-OTH Tang Prop - M			0.00	0.00	0.00	0.00	0.00	0.00	0.00	0.00	10/1/2011	PowerPlant	Regulated	010	
06/2012	Corporate	010 Atmos Regi.002	Dallas Atr	1060 - Complet General Plant	7 39000-Structures & Imprc			0.00	2,840.93	0.00	0.00	0.00	2,840.93	0.00	0.00	0.00	10/1/2011	PowerPlant	Regulated	010
06/2012	Corporate	010 Atmos Regi.002	Dallas Atr	1010 - Gas Plan General Plant	7 39005-G-Structures & Imt			9,154,285.84	0.00	0.00	0.00	9,154,285.84	0.00	0.00	0.00	10/1/2011	PowerPlant	Regulated	010	
06/2012	Corporate	010 Atmos Regi.002	Dallas Atr	1010 - Gas Plan General Plant	7 39009-Improv. to Leased			8,576,886.42	340,190.81	(16,342.77)	0.00	8,576,886.42	0.00	0.00	0.00	10/1/2011	PowerPlant	Regulated	010	
06/2012	Corporate	010 Atmos Regi.002	Dallas Atr	1010 - Gas Plan General Plant	7 39100-Office Furniture &			10,745,068.29	90,892.43	(783,807.96)	0.00	10,777,276.60	32,208.31	0.00	0.00	10/1/2011	PowerPlant	Regulated	010	
06/2012	Corporate	010 Atmos Regi.002	Dallas Atr	1010 - Gas Plan General Plant	7 39102-Remittance Proce			0.00	0.00	0.00	0.00	0.00	0.00	0.00	0.00	10/1/2011	PowerPlant	Regulated	010	
06/2012	Corporate	010 Atmos Regi.002	Dallas Atr	1010 - Gas Plan General Plant	7 39103-Office Furn. - Copi			0.00	0.00	0.00	0.00	0.00	0.00	0.00	0.00	10/1/2011	PowerPlant	Regulated	010	
06/2012	Corporate	010 Atmos Regi.002	Dallas Atr	1010 - Gas Plan General Plant	7 39104-G-Office Furniture			63,740.85	0.00	0.00	0.00	63,740.85	0.00	0.00	0.00	10/1/2011	PowerPlant	Regulated	010	
06/2012	Corporate	010 Atmos Regi.002	Dallas Atr	1010 - Gas Plan General Plant	7 39200-Transportation Eq			99,142.78	2,852.56	0.00	0.00	99,142.78	0.00	0.00	0.00	10/1/2011	PowerPlant	Regulated	010	
06/2012	Corporate	010 Atmos Regi.002	Dallas Atr	1010 - Gas Plan General Plant	7 39300-Stores Equipment			0.00	0.00	0.00	0.00	0.00	0.00	0.00	0.00	10/1/2011	PowerPlant	Regulated	010	
06/2012	Corporate	010 Atmos Regi.002	Dallas Atr	1010 - Gas Plan General Plant	7 39400-Tools, Shop, & Ga			108,240.27	101,962.79	0.00	0.00	108,240.27	0.00	0.00	0.00	10/1/2011	PowerPlant	Regulated	010	
06/2012	Corporate	010 Atmos Regi.002	Dallas Atr	1010 - Gas Plan General Plant	7 39500-Laboratory Equipm			12,100.47	12,100.47	0.00	0.00	12,100.47	0.00	0.00	0.00	10/1/2011	PowerPlant	Regulated	010	
06/2012	Corporate	010 Atmos Regi.002	Dallas Atr	1010 - Gas Plan General Plant	7 39700-Communication Eq			2,193,131.37	0.00	(162,104.85)	0.00	2,193,131.37	0.00	0.00	0.00	10/1/2011	PowerPlant	Regulated	010	
06/2012	Corporate	010 Atmos Regi.002	Dallas Atr	1010 - Gas Plan General Plant	7 39800-Miscellaneous Eq			388,189.03	175,913.31	(24,055.35)	0.00	388,189.07	0.00	0.00	0.00	10/1/2011	PowerPlant	Regulated	010	
06/2012	Corporate	010 Atmos Regi.002	Dallas Atr	1010 - Gas Plan General Plant	7 39900-Other Tangible Pr			162,267.97	0.00	0.00	0.00	162,267.97	0.00	0.00	0.00	10/1/2011	PowerPlant	Regulated	010	
06/2012	Corporate	010 Atmos Regi.002	Dallas Atr	1010 - Gas Plan General Plant	7 39901-OTH Tang Prop - S			19,187,876.31	2,181,754.41	(3,194,576.99)	0.00	19,187,876.31	0.00	0.00	0.00	10/1/2011	PowerPlant	Regulated	010	
06/2012	Corporate	010 Atmos Regi.002	Dallas Atr	1010 - Gas Plan General Plant	7 39902-OTH Tang Prop - S			12,150,696.56	1,412,624.97	(779,419.24)	0.00	12,150,696.56	0.00	0.00	0.00	10/1/2011	PowerPlant	Regulated	010	
06/2012	Corporate	010 Atmos Regi.002	Dallas Atr	1010 - Gas Plan General Plant	7 39903-OTH Tang Prop - N			3,562,965.25	230,326.32	(266,592.63)	0.00	3,562,965.25	0.00	0.00	0.00	10/1/2011	PowerPlant	Regulated	010	
06/2012	Corporate	010 Atmos Regi.002	Dallas Atr	1010 - Gas Plan General Plant	7 39904-OTH Tang Prop - C			0.00	0.00	(1,095,465.10)	0.00	0.00	0.00	0.00	0.00	10/1/2011	PowerPlant	Regulated	010	
06/2012	Corporate	010 Atmos Regi.002	Dallas Atr	1010 - Gas Plan General Plant	7 39905-OTH Tang Prop - M			0.00	0.00	(1,159,964.38)	0.00	0.00	0.00	0.00	0.00	10/1/2011	PowerPlant	Regulated	010	
06/2012	Corporate	010 Atmos Regi.002	Dallas Atr	1010 - Gas Plan General Plant	7 39906-OTH Tang Prop - P			2,336,547.92	227,779.49	(2,337,811.41)	0.00	2,336,547.92	15.54	0.00	0.00	10/1/2011	PowerPlant	Regulated	010	
06/2012	Corporate	010 Atmos Regi.002	Dallas Atr	1010 - Gas Plan General Plant	7 39907-OTH Tang Prop - P			1,847,044.96	87,364.15	0.00	240.42	1,857,529.94	10,47							

month	set_of_books	company	business_segn	description	func_class	fc_sordid	description	beginning_bal	beginning_ytd_additions	ytd_retirements	ytd_trans_adj	ending_balance	curr_additions	curr_retiremen	curr_trans_adj	month-end	status	Power	Reg/Non Reg	BU1
08/2012	Corporate	010 Atmos Regi	002	Dallas Atr 1010 - Gas Plan	General	Plant	7 39500-Laboratory Equipm	12,100.47	12,100.47	0.00	0.00	12,100.47	0.00	0.00	0.00	10/1/2011	PowerPlant	Regulated	010	
08/2012	Corporate	010 Atmos Regi	002	Dallas Atr 1010 - Gas Plan	General	Plant	7 39700-Communication Eq	2,193,131.37	0.00	(162,104.85)	0.00	2,193,131.37	0.00	0.00	0.00	10/1/2011	PowerPlant	Regulated	010	
08/2012	Corporate	010 Atmos Regi	002	Dallas Atr 1010 - Gas Plan	General	Plant	7 39600-Miscellaneous Eq	388,189.07	175,913.31	(24,055.35)	0.00	388,189.07	0.00	0.00	0.00	10/1/2011	PowerPlant	Regulated	010	
08/2012	Corporate	010 Atmos Regi	002	Dallas Atr 1010 - Gas Plan	General	Plant	7 39900-Other Tangible Pr	162,267.97	0.00	0.00	0.00	162,267.97	0.00	0.00	0.00	10/1/2011	PowerPlant	Regulated	010	
08/2012	Corporate	010 Atmos Regi	002	Dallas Atr 1010 - Gas Plan	General	Plant	7 39901-Oth Tang Prop - S	19,187,876.31	2,181,754.41	(3,194,576.99)	0.00	19,187,876.31	0.00	0.00	0.00	10/1/2011	PowerPlant	Regulated	010	
08/2012	Corporate	010 Atmos Regi	002	Dallas Atr 1010 - Gas Plan	General	Plant	7 39902-Oth Tang Prop - S	12,150,696.56	1,412,624.97	(779,419.24)	0.00	12,150,696.56	0.00	0.00	0.00	10/1/2011	PowerPlant	Regulated	010	
08/2012	Corporate	010 Atmos Regi	002	Dallas Atr 1010 - Gas Plan	General	Plant	7 39903-Oth Tang Prop - N	3,562,965.25	230,325.32	(266,592.63)	0.00	3,562,965.25	0.00	0.00	0.00	10/1/2011	PowerPlant	Regulated	010	
08/2012	Corporate	010 Atmos Regi	002	Dallas Atr 1010 - Gas Plan	General	Plant	7 39904-Oth Tang Prop - C	0.00	0.00	(1,095,465.10)	0.00	0.00	0.00	0.00	0.00	10/1/2011	PowerPlant	Regulated	010	
08/2012	Corporate	010 Atmos Regi	002	Dallas Atr 1010 - Gas Plan	General	Plant	7 39905-Oth Tang Prop - M	0.00	0.00	(1,159,964.38)	0.00	0.00	0.00	0.00	0.00	10/1/2011	PowerPlant	Regulated	010	
08/2012	Corporate	010 Atmos Regi	002	Dallas Atr 1010 - Gas Plan	General	Plant	7 39906-Oth Tang Prop - P	2,336,563.46	227,789.03	(2,337,811.41)	(13,594.47)	2,336,563.46	0.00	0.00	0.00	10/1/2011	PowerPlant	Regulated	010	
08/2012	Corporate	010 Atmos Regi	002	Dallas Atr 1010 - Gas Plan	General	Plant	7 39907-Oth Tang Prop - A	7,940.15	1,857,520.94	0.00	240.42	1,857,520.94	0.00	0.00	0.00	10/1/2011	PowerPlant	Regulated	010	
08/2012	Corporate	010 Atmos Regi	002	Dallas Atr 1010 - Gas Plan	General	Plant	7 39908-Oth Tang Prop - A	85,721,151.15	3,485,411.11	0.00	0.00	85,721,151.15	0.00	0.00	0.00	10/1/2011	PowerPlant	Regulated	010	
08/2012	Corporate	010 Atmos Regi	002	Dallas Atr 1010 - Gas Plan	General	Plant	7 39909-Oth Tang Prop - M	2,614,618.97	0.00	0.00	0.00	2,614,618.97	0.00	0.00	0.00	10/1/2011	PowerPlant	Regulated	010	
08/2012	Corporate	010 Atmos Regi	002	Dallas Atr 1010 - Gas Plan	General	Plant	7 39924-Oth Tang Prop - G	0.00	0.00	0.00	0.00	0.00	0.00	0.00	0.00	10/1/2011	PowerPlant	Regulated	010	
08/2012	Corporate	010 Atmos Regi	002	Dallas Atr 1060 - Complet	General	Plant	7 39000-Structures & Imprc	0.00	0.00	0.00	0.00	0.00	0.00	0.00	0.00	10/1/2011	PowerPlant	Regulated	010	
08/2012	Corporate	010 Atmos Regi	002	Dallas Atr 1060 - Complet	General	Plant	7 39009-Improv. to Leased	0.00	0.00	0.00	0.00	0.00	0.00	0.00	0.00	10/1/2011	PowerPlant	Regulated	010	
08/2012	Corporate	010 Atmos Regi	002	Dallas Atr 1060 - Complet	General	Plant	7 39100-Office Furniture &	0.00	0.00	0.00	0.00	0.00	0.00	0.00	0.00	10/1/2011	PowerPlant	Regulated	010	
08/2012	Corporate	010 Atmos Regi	002	Dallas Atr 1060 - Complet	General	Plant	7 39400-Tools, Shop, & Ga	77,656.01	0.00	0.00	0.00	77,656.01	0.00	0.00	0.00	10/1/2011	PowerPlant	Regulated	010	
08/2012	Corporate	010 Atmos Regi	002	Dallas Atr 1060 - Complet	General	Plant	7 39700-Communication Eq	0.00	0.00	0.00	0.00	0.00	0.00	0.00	0.00	10/1/2011	PowerPlant	Regulated	010	
08/2012	Corporate	010 Atmos Regi	002	Dallas Atr 1060 - Complet	General	Plant	7 39900-Other Tangible Pr	0.00	0.00	0.00	0.00	0.00	0.00	0.00	0.00	10/1/2011	PowerPlant	Regulated	010	
08/2012	Corporate	010 Atmos Regi	002	Dallas Atr 1060 - Complet	General	Plant	7 39901-Oth Tang Prop - S	4,483,133.04	(76,524.72)	0.00	0.00	4,483,133.04	0.00	0.00	0.00	10/1/2011	PowerPlant	Regulated	010	
08/2012	Corporate	010 Atmos Regi	002	Dallas Atr 1060 - Complet	General	Plant	7 39902-Oth Tang Prop - S	1,946,615.33	178,416.46	0.00	0.00	1,946,615.33	0.00	0.00	0.00	10/1/2011	PowerPlant	Regulated	010	
08/2012	Corporate	010 Atmos Regi	002	Dallas Atr 1060 - Complet	General	Plant	7 39903-Oth Tang Prop - N	298,430.96	(13,361.22)	0.00	0.00	298,430.96	0.00	0.00	0.00	10/1/2011	PowerPlant	Regulated	010	
08/2012	Corporate	010 Atmos Regi	002	Dallas Atr 1060 - Complet	General	Plant	7 39904-Oth Tang Prop - C	245,336.13	985.04	0.00	0.00	245,336.13	0.00	0.00	0.00	10/1/2011	PowerPlant	Regulated	010	
08/2012	Corporate	010 Atmos Regi	002	Dallas Atr 1060 - Complet	General	Plant	7 39905-Oth Tang Prop - P	10,219.08	250.78	0.00	0.00	10,219.08	0.00	0.00	0.00	10/1/2011	PowerPlant	Regulated	010	
08/2012	Corporate	010 Atmos Regi	002	Dallas Atr 1060 - Complet	General	Plant	7 39906-Oth Tang Prop - A	22,527.07	22,527.07	0.00	0.00	22,527.07	0.00	0.00	0.00	10/1/2011	PowerPlant	Regulated	010	
08/2012	Corporate	010 Atmos Regi	002	Dallas Atr 1060 - Complet	General	Plant	7 39909-Oth Tang Prop - M	0.00	0.00	0.00	0.00	0.00	0.00	0.00	0.00	10/1/2011	PowerPlant	Regulated	010	
08/2012	Corporate	010 Atmos Regi	002	Dallas Atr 1010 - Gas Plan	General	Plant	7 39000-Structures & Imprc	5,876.74	5,870.52	0.00	0.00	5,870.52	(6.22)	0.00	0.00	10/1/2011	PowerPlant	Regulated	010	
08/2012	Corporate	010 Atmos Regi	002	Dallas Atr 1010 - Gas Plan	General	Plant	7 39005-G-Structures & Imj	9,154,285.84	0.00	0.00	0.00	9,154,285.84	0.00	0.00	0.00	10/1/2011	PowerPlant	Regulated	010	
08/2012	Corporate	010 Atmos Regi	002	Dallas Atr 1010 - Gas Plan	General	Plant	7 39009-Improv. to Leased	8,576,886.42	340,190.81	(16,342.77)	0.00	8,576,886.42	0.00	0.00	0.00	10/1/2011	PowerPlant	Regulated	010	
08/2012	Corporate	010 Atmos Regi	002	Dallas Atr 1010 - Gas Plan	General	Plant	7 39100-Office Furniture &	10,770,555.41	96,207.95	(788,807.96)	0.00	10,782,602.12	12,046.71	0.00	0.00	10/1/2011	PowerPlant	Regulated	010	
08/2012	Corporate	010 Atmos Regi	002	Dallas Atr 1010 - Gas Plan	General	Plant	7 39102-Remittance Procet	0.00	0.00	0.00	0.00	0.00	0.00	0.00	0.00	10/1/2011	PowerPlant	Regulated	010	
08/2012	Corporate	010 Atmos Regi	002	Dallas Atr 1010 - Gas Plan	General	Plant	7 39103-Office Furn. - Copi	0.00	0.00	0.00	0.00	0.00	0.00	0.00	0.00	10/1/2011	PowerPlant	Regulated	010	
08/2012	Corporate	010 Atmos Regi	002	Dallas Atr 1010 - Gas Plan	General	Plant	7 39104-G-Office Furniture	63,740.85	0.00	0.00	0.00	63,740.85	0.00	0.00	0.00	10/1/2011	PowerPlant	Regulated	010	
08/2012	Corporate	010 Atmos Regi	002	Dallas Atr 1010 - Gas Plan	General	Plant	7 39200-Transportation Eqi	99,142.78	2,852.56	0.00	0.00	99,142.78	0.00	0.00	0.00	10/1/2011	PowerPlant	Regulated	010	
08/2012	Corporate	010 Atmos Regi	002	Dallas Atr 1010 - Gas Plan	General	Plant	7 39300-Stores Equipment	0.00	0.00	0.00	0.00	0.00	0.00	0.00	0.00	10/1/2011	PowerPlant	Regulated	010	
08/2012	Corporate	010 Atmos Regi	002	Dallas Atr 1010 - Gas Plan	General	Plant	7 39400-Tools, Shop, & Ga	134,556.50	128,279.02	0.00	0.00	134,556.50	11,531.60	0.00	0.00	10/1/2011	PowerPlant	Regulated	010	
08/2012	Corporate	010 Atmos Regi	002	Dallas Atr 1010 - Gas Plan	General	Plant	7 39500-Laboratory Equipm	12,100.47	23,632.07	0.00	0.00	23,632.07	0.00	0.00	0.00	10/1/2011	PowerPlant	Regulated	010	
08/2012	Corporate	010 Atmos Regi	002	Dallas Atr 1010 - Gas Plan	General	Plant	7 39700-Communication Eq	2,193,131.37	246,736.53	(162,104.85)	0.00	2,439,867.90	246,736.53	0.00	0.00	10/1/2011	PowerPlant	Regulated	010	
08/2012	Corporate	010 Atmos Regi	002	Dallas Atr 1010 - Gas Plan	General	Plant	7 39600-Miscellaneous Eq	388,189.07	175,913.31	(24,055.35)	0.00	388,189.07	0.00	0.00	0.00	10/1/2011	PowerPlant	Regulated	010	
08/2012	Corporate	010 Atmos Regi	002	Dallas Atr 1010 - Gas Plan	General	Plant	7 39900-Other Tangible Pr	162,267.97	0.00	0.00	0.00	162,267.97	0.00	0.00	0.00	10/1/2011	PowerPlant	Regulated	010	
08/2012	Corporate	010 Atmos Regi	002	Dallas Atr 1010 - Gas Plan	General	Plant	7 39901-Oth Tang Prop - S	19,187,876.31	4,853,276.97	(3,194,576.99)	0.00	21,859,398.87	2,871,522.85	0.00	0.00	10/1/2011	PowerPlant	Regulated	010	
08/2012	Corporate	010 Atmos Regi	002	Dallas Atr 1010 - Gas Plan	General	Plant	7 39902-Oth Tang Prop - S	12,150,696.56	2,252,637.59	(779,419.24)	0.00	12,980,709.18	840,012.62	0.00	0.00	10/1/2011	PowerPlant	Regulated	010	
08/2012	Corporate	010 Atmos Regi	002	Dallas Atr 1010 - Gas Plan	General	Plant	7 39903-Oth Tang Prop - N	3,562,965.25	245,987.82	(266,592.63)	0.00	3,578,527.75	15,662.50	0.00	0.00	10/1/2011	PowerPlant	Regulated	010	
08/2012	Corporate	010 Atmos Regi	002	Dallas Atr 1010 - Gas Plan	General	Plant	7 39904-Oth Tang Prop - C	0.00	0.00	(1,095,465.10)	0.00	0.00	0.00	0.00	0.00	10/1/2011	PowerPlant	Regulated	010	
08/2012	Corporate	010 Atmos Regi	002	Dallas Atr 1010 - Gas Plan	General	Plant	7 39905-Oth Tang Prop - M	0.00	0.00	(1,159,964.38)	0.00	0.00	0.00	0.00	0.00	10/1/2011	PowerPlant	Regulated	010	
08/2012	Corporate	010 Atmos Regi	002	Dallas Atr 1010 - Gas Plan	General	Plant	7 39906-Oth Tang Prop - P	2,336,563.46	472,141.09	(13,584.47)	0.00	2,580,915.52	244,382.05	0.00	0.00	10/1/2011	PowerPlant	Regulated	010	
08/2012	Corporate	010 Atmos Regi	002	Dallas Atr 1010 - Gas Plan	General	Plant	7 39907-Oth Tang Prop - A	7,940.15	1,857,520.94	0.00	240.42	1,857,520.94	0.00	0.00	0.00	10/1/2011	PowerPlant	Regulated	010	
08/2012	Corporate	010 Atmos Regi	002	Dallas Atr 1010 - Gas Plan	General	Plant	7 39908-Oth Tang Prop - A	85,721,151.15	3,696,472.72	0.00	0.00	85,932,212.76	211,081.61	0.00	0.00	10/1/2011	PowerPlant	Regulated	010	
08/2012	Corporate	010 Atmos Regi	002	Dallas Atr 1010 - Gas Plan	General	Plant	7 39909-Oth Tang Prop - M	2,614,618.97	0.00	0.00	0.00	2,614,618.97	0.00	0.00	0.00	10/1/2011	PowerPlant	Regulated	010	
08/2012	Corporate	010 Atmos Regi	002	Dallas Atr 1010 - Gas Plan	General	Plant	7 39924-Oth Tang Prop - G	0.00	0.00	0.00	0.00	0.00	0.00	0.00	0.00	10/1/2011	PowerPlant	Regulated	010	
08/2012	Corporate	010 Atmos Regi	002	Dallas Atr 1060 - Complet	General	Plant	7 39000-Structures & Imprc	0.00												

month	set_of_books	company	business_seg	description	func_class	fc_sortid	description	beginning_balanc	ytd_additions	ytd_retirements	ytd_trans_adj	ending_balance	curr_additions	curr_retirements	curr_trans_adj	month-don't us	Source	Reg/Non Reg	BU1
10/2012	Corporate	010 Atmos	Regi.002	Dallas Atr 1010 - Gas Plan	General Plant	7	39508-0th Tang Prop - A	85,932,212.76	0.00	0.00	0.00	85,932,212.76	0.00	0.00	0.00	10/1/2012	PowerPlant	Regulated	010
10/2012	Corporate	010 Atmos	Regi.002	Dallas Atr 1010 - Gas Plan	General Plant	7	39509-0th Tang Prop - M	2,614,618.97	0.00	0.00	0.00	2,614,618.97	0.00	0.00	0.00	10/1/2012	PowerPlant	Regulated	010
10/2012	Corporate	010 Atmos	Regi.002	Dallas Atr 1010 - Gas Plan	General Plant	7	39524-0th Tang Prop - G	0.00	0.00	0.00	0.00	0.00	0.00	0.00	0.00	10/1/2012	PowerPlant	Regulated	010
10/2012	Corporate	010 Atmos	Regi.002	Dallas Atr 1050 - Complet	General Plant	7	39500-Structures & Imprc	0.00	0.00	0.00	0.00	0.00	0.00	0.00	0.00	10/1/2012	PowerPlant	Regulated	010
10/2012	Corporate	010 Atmos	Regi.002	Dallas Atr 1050 - Complet	General Plant	7	39509-Improv. to Leased	0.00	0.00	0.00	0.00	0.00	0.00	0.00	0.00	10/1/2012	PowerPlant	Regulated	010
10/2012	Corporate	010 Atmos	Regi.002	Dallas Atr 1050 - Complet	General Plant	7	39100-Office Furniture &	0.00	0.00	0.00	0.00	0.00	0.00	0.00	0.00	10/1/2012	PowerPlant	Regulated	010
10/2012	Corporate	010 Atmos	Regi.002	Dallas Atr 1050 - Complet	General Plant	7	39400-Tools, Shop, & Ga	77,656.01	0.00	0.00	0.00	77,656.01	0.00	0.00	0.00	10/1/2012	PowerPlant	Regulated	010
10/2012	Corporate	010 Atmos	Regi.002	Dallas Atr 1050 - Complet	General Plant	7	39700-Communication Eqt	0.00	0.00	0.00	0.00	0.00	0.00	0.00	0.00	10/1/2012	PowerPlant	Regulated	010
10/2012	Corporate	010 Atmos	Regi.002	Dallas Atr 1050 - Complet	General Plant	7	39500-Other Tangible Pr	0.00	0.00	0.00	0.00	0.00	0.00	0.00	0.00	10/1/2012	PowerPlant	Regulated	010
10/2012	Corporate	010 Atmos	Regi.002	Dallas Atr 1050 - Complet	General Plant	7	39801-0th Tang Prop - S	1,839,513.00	0.00	0.00	0.00	1,839,513.00	0.00	0.00	0.00	10/1/2012	PowerPlant	Regulated	010
10/2012	Corporate	010 Atmos	Regi.002	Dallas Atr 1050 - Complet	General Plant	7	39502-0th Tang Prop - S	1,106,926.69	0.00	0.00	0.00	1,106,926.69	0.00	0.00	0.00	10/1/2012	PowerPlant	Regulated	010
10/2012	Corporate	010 Atmos	Regi.002	Dallas Atr 1050 - Complet	General Plant	7	39503-0th Tang Prop - N	298,430.96	0.00	0.00	0.00	298,430.96	0.00	0.00	0.00	10/1/2012	PowerPlant	Regulated	010
10/2012	Corporate	010 Atmos	Regi.002	Dallas Atr 1050 - Complet	General Plant	7	39806-0th Tang Prop - P	985.04	0.00	0.00	0.00	985.04	0.00	0.00	0.00	10/1/2012	PowerPlant	Regulated	010
10/2012	Corporate	010 Atmos	Regi.002	Dallas Atr 1050 - Complet	General Plant	7	39507-0th Tang Prop - P	10,219.08	0.00	0.00	0.00	10,219.08	0.00	0.00	0.00	10/1/2012	PowerPlant	Regulated	010
10/2012	Corporate	010 Atmos	Regi.002	Dallas Atr 1050 - Complet	General Plant	7	39508-0th Tang Prop - A	22,527.07	0.00	0.00	0.00	22,527.07	0.00	0.00	0.00	10/1/2012	PowerPlant	Regulated	010
10/2012	Corporate	010 Atmos	Regi.002	Dallas Atr 1050 - Complet	General Plant	7	39509-0th Tang Prop - M	0.00	0.00	0.00	0.00	0.00	0.00	0.00	0.00	10/1/2012	PowerPlant	Regulated	010
11/2012	Corporate	010 Atmos	Regi.002	Dallas Atr 1010 - Gas Plan	General Plant	7	39300-Structures & Imprc	40,247.14	40,235.67	0.00	0.00	4,106.19	5,559.05	0.00	0.00	10/1/2012	PowerPlant	Regulated	010
11/2012	Corporate	010 Atmos	Regi.002	Dallas Atr 1010 - Gas Plan	General Plant	7	39305-G-Structures & Imj	9,154,285.84	0.00	0.00	0.00	9,154,285.84	0.00	0.00	0.00	10/1/2012	PowerPlant	Regulated	010
11/2012	Corporate	010 Atmos	Regi.002	Dallas Atr 1010 - Gas Plan	General Plant	7	39309-Improv. to Leased	8,668,800.36	91,913.94	0.00	0.00	8,668,800.36	0.00	0.00	0.00	10/1/2012	PowerPlant	Regulated	010
11/2012	Corporate	010 Atmos	Regi.002	Dallas Atr 1010 - Gas Plan	General Plant	7	39100-Office Furniture &	10,787,768.72	5,180.04	0.00	0.00	10,787,768.56	0.00	0.00	0.00	10/1/2012	PowerPlant	Regulated	010
11/2012	Corporate	010 Atmos	Regi.002	Dallas Atr 1010 - Gas Plan	General Plant	7	39102-Remittance Procs	0.00	0.00	0.00	0.00	0.00	0.00	0.00	0.00	10/1/2012	PowerPlant	Regulated	010
11/2012	Corporate	010 Atmos	Regi.002	Dallas Atr 1010 - Gas Plan	General Plant	7	39103-Office Furn. - Copi	0.00	0.00	0.00	0.00	0.00	0.00	0.00	0.00	10/1/2012	PowerPlant	Regulated	010
11/2012	Corporate	010 Atmos	Regi.002	Dallas Atr 1010 - Gas Plan	General Plant	7	39104-G-Office Furnitrs	63,740.95	0.00	0.00	0.00	63,740.95	0.00	0.00	0.00	10/1/2012	PowerPlant	Regulated	010
11/2012	Corporate	010 Atmos	Regi.002	Dallas Atr 1010 - Gas Plan	General Plant	7	39200-Transportation Eqt	99,142.78	0.00	0.00	0.00	99,142.78	0.00	0.00	0.00	10/1/2012	PowerPlant	Regulated	010
11/2012	Corporate	010 Atmos	Regi.002	Dallas Atr 1010 - Gas Plan	General Plant	7	39300-Stores Equipment	0.00	0.00	0.00	0.00	0.00	0.00	0.00	0.00	10/1/2012	PowerPlant	Regulated	010
11/2012	Corporate	010 Atmos	Regi.002	Dallas Atr 1010 - Gas Plan	General Plant	7	39400-Tools, Shop, & Ga	134,556.50	0.00	0.00	0.00	134,556.50	0.00	0.00	0.00	10/1/2012	PowerPlant	Regulated	010
11/2012	Corporate	010 Atmos	Regi.002	Dallas Atr 1010 - Gas Plan	General Plant	7	39500-Laboratory Equipn	23,832.07	0.00	0.00	0.00	23,832.07	0.00	0.00	0.00	10/1/2012	PowerPlant	Regulated	010
11/2012	Corporate	010 Atmos	Regi.002	Dallas Atr 1010 - Gas Plan	General Plant	7	39700-Communication Eqt	2,439,867.90	0.00	0.00	0.00	2,439,867.90	0.00	0.00	0.00	10/1/2012	PowerPlant	Regulated	010
11/2012	Corporate	010 Atmos	Regi.002	Dallas Atr 1010 - Gas Plan	General Plant	7	39800-Miscellaneous Eqt	388,189.07	0.00	0.00	0.00	388,189.07	0.00	0.00	0.00	10/1/2012	PowerPlant	Regulated	010
11/2012	Corporate	010 Atmos	Regi.002	Dallas Atr 1010 - Gas Plan	General Plant	7	39801-0th Tangible Pr	162,267.97	0.00	0.00	0.00	162,267.97	0.00	0.00	0.00	10/1/2012	PowerPlant	Regulated	010
11/2012	Corporate	010 Atmos	Regi.002	Dallas Atr 1010 - Gas Plan	General Plant	7	39802-0th Tang Prop - S	21,859,388.87	10.14	0.00	0.00	21,859,388.87	10.14	0.00	0.00	10/1/2012	PowerPlant	Regulated	010
11/2012	Corporate	010 Atmos	Regi.002	Dallas Atr 1010 - Gas Plan	General Plant	7	39803-0th Tang Prop - S	12,960,709.18	0.00	0.00	0.00	12,960,709.18	0.00	0.00	0.00	10/1/2012	PowerPlant	Regulated	010
11/2012	Corporate	010 Atmos	Regi.002	Dallas Atr 1010 - Gas Plan	General Plant	7	39803-0th Tang Prop - N	3,593,344.54	14,716.79	0.00	0.00	3,593,344.54	6.19	0.00	0.00	10/1/2012	PowerPlant	Regulated	010
11/2012	Corporate	010 Atmos	Regi.002	Dallas Atr 1010 - Gas Plan	General Plant	7	39804-0th Tang Prop - C	0.00	0.00	0.00	0.00	0.00	0.00	0.00	0.00	10/1/2012	PowerPlant	Regulated	010
11/2012	Corporate	010 Atmos	Regi.002	Dallas Atr 1010 - Gas Plan	General Plant	7	39805-0th Tang Prop - M	0.00	0.00	0.00	0.00	0.00	0.00	0.00	0.00	10/1/2012	PowerPlant	Regulated	010
11/2012	Corporate	010 Atmos	Regi.002	Dallas Atr 1010 - Gas Plan	General Plant	7	39805-0th Tang Prop - P	2,580,915.52	8,844.36	0.00	0.00	2,580,915.52	8,644.36	0.00	0.00	10/1/2012	PowerPlant	Regulated	010
11/2012	Corporate	010 Atmos	Regi.002	Dallas Atr 1010 - Gas Plan	General Plant	7	39807-0th Tang Prop - P	1,857,520.94	0.00	0.00	0.00	1,857,520.94	0.00	0.00	0.00	10/1/2012	PowerPlant	Regulated	010
11/2012	Corporate	010 Atmos	Regi.002	Dallas Atr 1010 - Gas Plan	General Plant	7	39808-0th Tang Prop - A	85,932,212.76	561,698.10	0.00	0.00	85,932,212.76	561,698.10	0.00	0.00	10/1/2012	PowerPlant	Regulated	010
11/2012	Corporate	010 Atmos	Regi.002	Dallas Atr 1010 - Gas Plan	General Plant	7	39809-0th Tang Prop - M	2,614,618.97	0.00	0.00	0.00	2,614,618.97	0.00	0.00	0.00	10/1/2012	PowerPlant	Regulated	010
11/2012	Corporate	010 Atmos	Regi.002	Dallas Atr 1010 - Gas Plan	General Plant	7	39809-0th Tang Prop - G	0.00	0.00	0.00	0.00	0.00	0.00	0.00	0.00	10/1/2012	PowerPlant	Regulated	010
11/2012	Corporate	010 Atmos	Regi.002	Dallas Atr 1050 - Complet	General Plant	7	39500-Structures & Imprc	0.00	0.00	0.00	0.00	0.00	0.00	0.00	0.00	10/1/2012	PowerPlant	Regulated	010
11/2012	Corporate	010 Atmos	Regi.002	Dallas Atr 1050 - Complet	General Plant	7	39509-Improv. to Leased	0.00	0.00	0.00	0.00	0.00	0.00	0.00	0.00	10/1/2012	PowerPlant	Regulated	010
11/2012	Corporate	010 Atmos	Regi.002	Dallas Atr 1050 - Complet	General Plant	7	39100-Office Furniture &	0.00	0.00	0.00	0.00	0.00	0.00	0.00	0.00	10/1/2012	PowerPlant	Regulated	010
11/2012	Corporate	010 Atmos	Regi.002	Dallas Atr 1050 - Complet	General Plant	7	39103-Office Furnitrs	0.00	0.00	0.00	0.00	0.00	0.00	0.00	0.00	10/1/2012	PowerPlant	Regulated	010
11/2012	Corporate	010 Atmos	Regi.002	Dallas Atr 1050 - Complet	General Plant	7	39104-G-Office Furnitrs	63,740.95	0.00	0.00	0.00	63,740.95	0.00	0.00	0.00	10/1/2012	PowerPlant	Regulated	010
11/2012	Corporate	010 Atmos	Regi.002	Dallas Atr 1050 - Complet	General Plant	7	39200-Transportation Eqt	99,142.78	0.00	0.00	0.00	99,142.78	0.00	0.00	0.00	10/1/2012	PowerPlant	Regulated	010
11/2012	Corporate	010 Atmos	Regi.002	Dallas Atr 1050 - Complet	General Plant	7	39300-Stores Equipment	0.00	0.00	0.00	0.00	0.00	0.00	0.00	0.00	10/1/2012	PowerPlant	Regulated	010
11/2012	Corporate	010 Atmos	Regi.002	Dallas Atr 1050 - Complet	General Plant	7	39400-Tools, Shop, & Ga	134,556.50	0.00	0.00	0.00	134,556.50	0.00	0.00	0.00	10/1/2012	PowerPlant	Regulated	010
11/2012	Corporate	010 Atmos	Regi.002	Dallas Atr 1050 - Complet	General Plant	7	39500-Laboratory Equipn	23,832.07	0.00	0.00	0.00	23,832.07	0.00	0.00	0.00	10/1/2012	PowerPlant	Regulated	010
11/2012	Corporate	010 Atmos	Regi.002	Dallas Atr 1050 - Complet	General Plant	7	39700-Communication Eqt	2,439,867.90	8,824.34	0.00	0.00	2,448,692.24	8,824.34	0.00	0.00	10/1/2012	PowerPlant	Regulated	010
11/2012	Corporate	010 Atmos	Regi.002	Dallas Atr 1050 - Complet	General Plant	7	39800-Miscellaneous Eqt	388,189.07	0.00	0.00	0.00	388,189.07	0.00	0.00	0.00	10/1/2012	PowerPlant	Regulated	010
11/2012	Corporate	010 Atmos	Regi.002	Dallas Atr 1050 - Complet	General Plant	7	39801-0th Tangible Pr	162,267.97	0.00	0.00	0.00	162,267.97	0.00	0.00	0.00	10/1/2012	PowerPlant	Regulated	010
11/2012	Corporate	010 Atmos	Regi.002	Dallas Atr 1050 - Complet	General Plant	7	39802-0th Tang Prop - S	21,859,409.01	261,077.05	0.00	0.00	22,120,476.92	261,066.91	0.00	0.00	10/1/2012			

month	set_of_books	company	business_segn	description	func_class	fc_sordid	description	beginning_balanc	ytd_additions	ytd_retirements	ytd_trans_adj	ending_balance	curr_additions	curr_retiremen	curr_trans_adj	month-don't us	Source	Reg/Non Reg	BU1
08/2012	Corporate	040 Kentucky D	009 - WKG Divis	1090 - Complek Transmission Pl	Plant	5 36700-Mains - Cathodic F		0.00	0.00	0.00	0.00	0.00	0.00	0.00	0.00	10/1/2011	Power/Plant	Regulated	040
08/2012	Corporate	040 Kentucky D	009 - WKG Divis	1090 - Complek Transmission Pl	Plant	5 36701-Mains - Steel		0.00	0.00	0.00	0.00	0.00	0.00	0.00	0.00	10/1/2011	Power/Plant	Regulated	040
08/2012	Corporate	040 Kentucky D	009 - WKG Divis	1090 - Complek Distribution Plar	Plant	6 37500-Structures & Imprc		0.00	0.00	0.00	0.00	0.00	0.00	0.00	0.00	10/1/2011	Power/Plant	Regulated	040
08/2012	Corporate	040 Kentucky D	009 - WKG Divis	1090 - Complek Distribution Plar	Plant	6 37600-Mains - Cathodic F		0.00	0.00	0.00	0.00	0.00	0.00	0.00	0.00	10/1/2011	Power/Plant	Regulated	040
08/2012	Corporate	040 Kentucky D	009 - WKG Divis	1090 - Complek Distribution Plar	Plant	6 37601-Mains - Steel		0.00	0.00	0.00	0.00	0.00	0.00	0.00	0.00	10/1/2011	Power/Plant	Regulated	040
08/2012	Corporate	040 Kentucky D	009 - WKG Divis	1090 - Complek Distribution Plar	Plant	6 37602-Mains - Plastic		0.00	0.00	0.00	0.00	0.00	0.00	0.00	0.00	10/1/2011	Power/Plant	Regulated	040
08/2012	Corporate	040 Kentucky D	009 - WKG Divis	1090 - Complek Distribution Plar	Plant	6 37600-Meas. & Reg. Sta.		0.00	0.00	0.00	0.00	0.00	0.00	0.00	0.00	10/1/2011	Power/Plant	Regulated	040
08/2012	Corporate	040 Kentucky D	009 - WKG Divis	1090 - Complek Distribution Plar	Plant	6 37900-Meas. & Reg. - Cit		0.00	0.00	0.00	0.00	0.00	0.00	0.00	0.00	10/1/2011	Power/Plant	Regulated	040
08/2012	Corporate	040 Kentucky D	009 - WKG Divis	1090 - Complek Distribution Plar	Plant	6 38000-Services		0.00	0.00	0.00	0.00	0.00	0.00	0.00	0.00	10/1/2011	Power/Plant	Regulated	040
08/2012	Corporate	040 Kentucky D	009 - WKG Divis	1090 - Complek Distribution Plar	Plant	6 38100-Meters		0.00	0.00	0.00	0.00	0.00	0.00	0.00	0.00	10/1/2011	Power/Plant	Regulated	040
08/2012	Corporate	040 Kentucky D	009 - WKG Divis	1090 - Complek Distribution Plar	Plant	6 38200-Meter Installations		0.00	0.00	0.00	0.00	0.00	0.00	0.00	0.00	10/1/2011	Power/Plant	Regulated	040
08/2012	Corporate	040 Kentucky D	009 - WKG Divis	1090 - Complek Distribution Plar	Plant	6 38300-House Regulators		0.00	0.00	0.00	0.00	0.00	0.00	0.00	0.00	10/1/2011	Power/Plant	Regulated	040
08/2012	Corporate	040 Kentucky D	009 - WKG Divis	1090 - Complek Distribution Plar	Plant	6 38500-Ind. Meas. & Reg.		0.00	0.00	0.00	0.00	0.00	0.00	0.00	0.00	10/1/2011	Power/Plant	Regulated	040
08/2012	Corporate	040 Kentucky D	009 - WKG Divis	1090 - Complek General Plant		7 39000-Structures & Imprc		0.00	0.00	0.00	0.00	0.00	0.00	0.00	0.00	10/1/2011	Power/Plant	Regulated	040
08/2012	Corporate	040 Kentucky D	009 - WKG Divis	1090 - Complek General Plant		7 39002-Structures - Brick		0.00	0.00	0.00	0.00	0.00	0.00	0.00	0.00	10/1/2011	Power/Plant	Regulated	040
08/2012	Corporate	040 Kentucky D	009 - WKG Divis	1090 - Complek General Plant		7 39004-Air Conditioning Eq		0.00	0.00	0.00	0.00	0.00	0.00	0.00	0.00	10/1/2011	Power/Plant	Regulated	040
08/2012	Corporate	040 Kentucky D	009 - WKG Divis	1090 - Complek General Plant		7 39100-Office Furniture & Eq		0.00	0.00	0.00	0.00	0.00	0.00	0.00	0.00	10/1/2011	Power/Plant	Regulated	040
08/2012	Corporate	040 Kentucky D	009 - WKG Divis	1090 - Complek General Plant		7 39400-Tools, Shop, & Ga		0.00	0.00	0.00	0.00	0.00	0.00	0.00	0.00	10/1/2011	Power/Plant	Regulated	040
08/2012	Corporate	040 Kentucky D	009 - WKG Divis	1090 - Complek General Plant		7 39800-Miscellaneous Eq		0.00	0.00	0.00	0.00	0.00	0.00	0.00	0.00	10/1/2011	Power/Plant	Regulated	040
08/2012	Corporate	050 Mid-States	009 - WKG Divis	1010 - Gas Plan intangible Plant		1 30100-Organization		8,329.72	0.00	0.00	0.00	8,329.72	0.00	0.00	0.00	10/1/2011	Power/Plant	Regulated	050
08/2012	Corporate	050 Mid-States	009 - WKG Divis	1010 - Gas Plan intangible Plant		1 30200-Franchises & Cont		119,852.69	0.00	0.00	0.00	119,852.69	0.00	0.00	0.00	10/1/2011	Power/Plant	Regulated	050
08/2012	Corporate	050 Mid-States	009 - WKG Divis	1010 - Gas Plan Production & Ga		3 32500-Producing Leaseh		2,352.50	0.00	0.00	0.00	2,352.50	0.00	0.00	0.00	10/1/2011	Power/Plant	Regulated	050
08/2012	Corporate	050 Mid-States	009 - WKG Divis	1010 - Gas Plan Production & Ga		3 32540-Rights-of-Way		83,422.32	0.00	0.00	0.00	83,422.32	0.00	0.00	0.00	10/1/2011	Power/Plant	Regulated	050
08/2012	Corporate	050 Mid-States	009 - WKG Divis	1010 - Gas Plan Production & Ga		3 33100-Production Gas W		3,492.47	0.00	0.00	0.00	3,492.47	0.00	0.00	0.00	10/1/2011	Power/Plant	Regulated	050
08/2012	Corporate	050 Mid-States	009 - WKG Divis	1010 - Gas Plan Production & Ga		3 33201-Field Lines		47,162.67	0.00	0.00	0.00	47,162.67	0.00	0.00	0.00	10/1/2011	Power/Plant	Regulated	050
08/2012	Corporate	050 Mid-States	009 - WKG Divis	1010 - Gas Plan Production & Ga		3 33202-Tributary Lines		526,218.00	0.00	0.00	0.00	526,218.00	0.00	0.00	0.00	10/1/2011	Power/Plant	Regulated	050
08/2012	Corporate	050 Mid-States	009 - WKG Divis	1010 - Gas Plan Production & Ga		3 33400-Field Meas. & Reg		192,384.43	0.00	0.00	0.00	192,384.43	0.00	0.00	0.00	10/1/2011	Power/Plant	Regulated	050
08/2012	Corporate	050 Mid-States	009 - WKG Divis	1010 - Gas Plan Production & Ga		3 33600-Purification Equipr		44,369.30	0.00	0.00	0.00	44,369.30	0.00	0.00	0.00	10/1/2011	Power/Plant	Regulated	050
08/2012	Corporate	050 Mid-States	009 - WKG Divis	1010 - Gas Plan Storage Plant		4 35010-Land		261,126.69	0.00	0.00	0.00	261,126.69	0.00	0.00	0.00	10/1/2011	Power/Plant	Regulated	050
08/2012	Corporate	050 Mid-States	009 - WKG Divis	1010 - Gas Plan Storage Plant		4 35020-Rights of Ways		4,681.58	0.00	0.00	0.00	4,681.58	0.00	0.00	0.00	10/1/2011	Power/Plant	Regulated	050
08/2012	Corporate	050 Mid-States	009 - WKG Divis	1010 - Gas Plan Storage Plant		4 35100-Structures & Imprc		17,916.19	0.00	0.00	0.00	17,916.19	0.00	0.00	0.00	10/1/2011	Power/Plant	Regulated	050
08/2012	Corporate	050 Mid-States	009 - WKG Divis	1010 - Gas Plan Storage Plant		4 35102-Compressor Statio		163,261.30	0.00	0.00	0.00	163,261.30	0.00	0.00	0.00	10/1/2011	Power/Plant	Regulated	050
08/2012	Corporate	050 Mid-States	009 - WKG Divis	1010 - Gas Plan Storage Plant		4 35103-Meas. & Reg. Sta.		23,138.38	0.00	0.00	0.00	23,138.38	0.00	0.00	0.00	10/1/2011	Power/Plant	Regulated	050
08/2012	Corporate	050 Mid-States	009 - WKG Divis	1010 - Gas Plan Storage Plant		4 35104-Other Structures		137,442.53	0.00	0.00	0.00	137,442.53	0.00	0.00	0.00	10/1/2011	Power/Plant	Regulated	050
08/2012	Corporate	050 Mid-States	009 - WKG Divis	1010 - Gas Plan Storage Plant		4 35200-Wells		1,259,459.09	905,286.33	0.00	0.00	1,259,459.09	0.00	0.00	0.00	10/1/2011	Power/Plant	Regulated	050
08/2012	Corporate	050 Mid-States	009 - WKG Divis	1010 - Gas Plan Storage Plant		4 35201-Wall Construction		1,867,595.35	0.00	0.00	0.00	1,867,595.35	0.00	0.00	0.00	10/1/2011	Power/Plant	Regulated	050
08/2012	Corporate	050 Mid-States	009 - WKG Divis	1010 - Gas Plan Storage Plant		4 35202-Well Equipment		455,308.80	0.00	0.00	0.00	455,308.80	0.00	0.00	0.00	10/1/2011	Power/Plant	Regulated	050
08/2012	Corporate	050 Mid-States	009 - WKG Divis	1010 - Gas Plan Storage Plant		4 35203-Cushion Gas		1,694,832.96	0.00	0.00	0.00	1,694,832.96	0.00	0.00	0.00	10/1/2011	Power/Plant	Regulated	050
08/2012	Corporate	050 Mid-States	009 - WKG Divis	1010 - Gas Plan Storage Plant		4 35210-Leaseholds		178,530.09	0.00	0.00	0.00	178,530.09	0.00	0.00	0.00	10/1/2011	Power/Plant	Regulated	050
08/2012	Corporate	050 Mid-States	009 - WKG Divis	1010 - Gas Plan Storage Plant		4 35211-Storage Rights		54,614.27	0.00	0.00	0.00	54,614.27	0.00	0.00	0.00	10/1/2011	Power/Plant	Regulated	050
08/2012	Corporate	050 Mid-States	009 - WKG Divis	1010 - Gas Plan Storage Plant		4 35301-Field Lines		178,496.90	0.00	0.00	0.00	178,496.90	0.00	0.00	0.00	10/1/2011	Power/Plant	Regulated	050
08/2012	Corporate	050 Mid-States	009 - WKG Divis	1010 - Gas Plan Storage Plant		4 35302-Tributary Lines		209,458.21	0.00	0.00	0.00	209,458.21	0.00	0.00	0.00	10/1/2011	Power/Plant	Regulated	050
08/2012	Corporate	050 Mid-States	009 - WKG Divis	1010 - Gas Plan Storage Plant		4 35400-Compressor Statio		923,446.05	94,284.57	(98,736.60)	0.00	923,446.05	0.00	0.00	0.00	10/1/2011	Power/Plant	Regulated	050
08/2012	Corporate	050 Mid-States	009 - WKG Divis	1010 - Gas Plan Storage Plant		4 35500-Meas. & Reg. Eq		240,883.03	0.00	0.00	0.00	240,883.03	0.00	0.00	0.00	10/1/2011	Power/Plant	Regulated	050
08/2012	Corporate	050 Mid-States	009 - WKG Divis	1010 - Gas Plan Storage Plant		4 35600-Purification Equipr		163,979.47	0.00	0.00	0.00	163,979.47	0.00	0.00	0.00	10/1/2011	Power/Plant	Regulated	050
08/2012	Corporate	050 Mid-States	009 - WKG Divis	1010 - Gas Plan Transmission Pl		5 36510-Land & Land Right		26,970.37	0.00	0.00	0.00	26,970.37	0.00	0.00	0.00	10/1/2011	Power/Plant	Regulated	050
08/2012	Corporate	050 Mid-States	009 - WKG Divis	1010 - Gas Plan Transmission Pl		5 36520-Rights-Of-Way		867,772.00	0.00	0.00	0.00	867,772.00	0.00	0.00	0.00	10/1/2011	Power/Plant	Regulated	050
08/2012	Corporate	050 Mid-States	009 - WKG Divis	1010 - Gas Plan Transmission Pl		5 36602-Structures & Imprc		49,001.72	7,286.47	0.00	0.00	49,001.72	0.00	0.00	0.00	10/1/2011	Power/Plant	Regulated	050
08/2012	Corporate	050 Mid-States	009 - WKG Divis	1010 - Gas Plan Transmission Pl		5 36603-Other Structures		60,826.29	0.00	0.00	0.00	60,826.29	0.00	0.00	0.00	10/1/2011	Power/Plant	Regulated	050
08/2012	Corporate	050 Mid-States	009 - WKG Divis	1010 - Gas Plan Transmission Pl		5 36700-Mains - Cathodic F		406,035.22	0.00	0.00	0.00	406,035.22	0.00	0.00	0.00	10/1/2011	Power/Plant	Regulated	050
08/2012	Corporate	050 Mid-States	009 - WKG Divis	1010 - Gas Plan Transmission Pl		5 36701-Mains - Steel		28,878,393.07	125,256.11	0.00	0.00	28,878,393.07	0.00	0.00	0.00	10/1/2011	Power/Plant	Regulated	050
08/2012	Corporate	050 Mid-States	009 - WKG Divis	1010 - Gas Plan Transmission Pl		5 36900-Meas. & Reg. Sta.		578,023.10	0.00	0.00	0.00	578,023.10	0.00	0.00	0.00	10/1/2011	Power/Plant	Regulated	050
08/2012	Corporate	050 Mid-States	009 - WKG Divis	1010 - Gas Plan Transmission Pl		5 36901-Meas. & Reg. Sta.		2,276,989.51	0.00	0.00	0.00	2,276,989.51	0.00	0.00	0.00	10/1/2011	Power/Plant	Regulated	050
08/2012	Corporate	050 Mid-States	009 - WKG Divis	1010 - Gas Plan Distribution															

month	set_of_books	company	business_segndescription	func_class	fc_sordid	description	beginning_balanc	ytd_additions	ytd_retirements	ytd_trans_adj	ending_balance	curr_additions	curr_retiremen	curr_trans_adj	month-don't us	Source	Reg/Non Reg	BU1
06/2012	Corporate	050 Mid-States	1009 - WKG Divt	1010 - Gas Plan	General Plant	7 39603-Ditchers	104,581.42	0.00	(50,877.75)	0.00	53,703.66	0.00	(50,877.75)	0.00	10/1/2011	PowerPlant	Regulated	050
06/2012	Corporate	050 Mid-States	1009 - WKG Divt	1010 - Gas Plan	General Plant	7 39604-Backhoes	52,747.29	0.00	0.00	0.00	52,747.29	0.00	0.00	0.00	10/1/2011	PowerPlant	Regulated	050
06/2012	Corporate	050 Mid-States	1009 - WKG Divt	1010 - Gas Plan	General Plant	7 39605-Welders	38,213.95	13,808.71	(4,978.01)	0.00	33,235.94	0.00	(4,978.01)	0.00	10/1/2011	PowerPlant	Regulated	050
06/2012	Corporate	050 Mid-States	1009 - WKG Divt	1010 - Gas Plan	General Plant	7 39700-Communication Eq	377,662.90	0.00	0.00	0.00	377,662.90	0.00	0.00	0.00	10/1/2011	PowerPlant	Regulated	050
06/2012	Corporate	050 Mid-States	1009 - WKG Divt	1010 - Gas Plan	General Plant	7 39701-Comm. Equip. - Ft	0.00	0.00	0.00	0.00	0.00	0.00	0.00	0.00	10/1/2011	PowerPlant	Regulated	050
06/2012	Corporate	050 Mid-States	1009 - WKG Divt	1010 - Gas Plan	General Plant	7 39702-Comm. Equip. - Ft	0.00	0.00	0.00	0.00	0.00	0.00	0.00	0.00	10/1/2011	PowerPlant	Regulated	050
06/2012	Corporate	050 Mid-States	1009 - WKG Divt	1010 - Gas Plan	General Plant	7 39705-Comm. Equip. - Te	65,315.61	0.00	0.00	0.00	65,315.61	0.00	0.00	0.00	10/1/2011	PowerPlant	Regulated	050
06/2012	Corporate	050 Mid-States	1009 - WKG Divt	1010 - Gas Plan	General Plant	7 39800-Miscellaneous Eq	3,341,575.51	30,842.46	(21,959.37)	0.00	3,349,458.60	0.00	(4,000.44)	0.00	10/1/2011	PowerPlant	Regulated	050
06/2012	Corporate	050 Mid-States	1009 - WKG Divt	1010 - Gas Plan	General Plant	7 39901-Oth Tang Prop - S	175,990.09	0.00	0.00	0.00	175,990.09	0.00	0.00	0.00	10/1/2011	PowerPlant	Regulated	050
06/2012	Corporate	050 Mid-States	1009 - WKG Divt	1010 - Gas Plan	General Plant	7 39902-Oth Tang Prop - S	113,472.72	0.00	0.00	0.00	113,472.72	0.00	0.00	0.00	10/1/2011	PowerPlant	Regulated	050
06/2012	Corporate	050 Mid-States	1009 - WKG Divt	1010 - Gas Plan	General Plant	7 39903-Oth Tang Prop - N	511,781.46	0.00	0.00	0.00	511,781.46	0.00	0.00	0.00	10/1/2011	PowerPlant	Regulated	050
06/2012	Corporate	050 Mid-States	1009 - WKG Divt	1010 - Gas Plan	General Plant	7 39906-Oth Tang Prop - P	3,602,993.81	215,670.35	0.00	0.00	3,818,664.16	0.00	0.00	0.00	10/1/2011	PowerPlant	Regulated	050
06/2012	Corporate	050 Mid-States	1009 - WKG Divt	1010 - Gas Plan	General Plant	7 39907-Oth Tang Prop - P	247,331.13	0.00	0.00	0.00	247,331.13	0.00	0.00	0.00	10/1/2011	PowerPlant	Regulated	050
06/2012	Corporate	050 Mid-States	1009 - WKG Divt	1010 - Gas Plan	General Plant	7 39908-Oth Tang Prop - A	411,709.84	0.00	0.00	0.00	411,709.84	0.00	0.00	0.00	10/1/2011	PowerPlant	Regulated	050
06/2012	Corporate	050 Mid-States	1009 - WKG Divt	1060 - Complet	Storage Plant	4 35200-Wells	1,563,990.19	(889,420.80)	0.00	0.00	1,563,990.19	0.00	0.00	0.00	10/1/2011	PowerPlant	Regulated	050
06/2012	Corporate	050 Mid-States	1009 - WKG Divt	1060 - Complet	Storage Plant	4 35400-Compressor Statio	0.00	0.00	0.00	0.00	0.00	0.00	0.00	0.00	10/1/2011	PowerPlant	Regulated	050
06/2012	Corporate	050 Mid-States	1009 - WKG Divt	1060 - Complet	Transmission Pl	5 36900-Meas. & Reg. Sta.	0.00	0.00	0.00	0.00	0.00	0.00	0.00	0.00	10/1/2011	PowerPlant	Regulated	050
06/2012	Corporate	050 Mid-States	1009 - WKG Divt	1060 - Complet	Distribution Plar	6 37400-Land & Land Right	131,374.74	0.00	0.00	0.00	131,374.74	0.00	0.00	0.00	10/1/2011	PowerPlant	Regulated	050
06/2012	Corporate	050 Mid-States	1009 - WKG Divt	1060 - Complet	Distribution Plar	6 37500-Structures & Imprc	0.00	(6,035.12)	0.00	0.00	0.00	0.00	0.00	0.00	10/1/2011	PowerPlant	Regulated	050
06/2012	Corporate	050 Mid-States	1009 - WKG Divt	1060 - Complet	Distribution Plar	6 37600-Mains - Cathodic F	1,206,736.47	416,625.92	0.00	0.00	1,232,392.66	25,556.19	0.00	0.00	10/1/2011	PowerPlant	Regulated	050
06/2012	Corporate	050 Mid-States	1009 - WKG Divt	1060 - Complet	Distribution Plar	6 37601-Mains - Steel	5,125,291.24	246,247.22	0.00	0.00	5,097,842.57	(117,448.67)	0.00	0.00	10/1/2011	PowerPlant	Regulated	050
06/2012	Corporate	050 Mid-States	1009 - WKG Divt	1060 - Complet	Distribution Plar	6 37602-Mains - Plastic	2,420,978.53	194,295.99	0.00	0.00	2,256,363.96	(162,014.57)	0.00	0.00	10/1/2011	PowerPlant	Regulated	050
06/2012	Corporate	050 Mid-States	1009 - WKG Divt	1060 - Complet	Distribution Plar	6 37800-Meas. & Reg. Sta.	63,430.31	18,715.27	0.00	0.00	63,430.31	0.00	0.00	0.00	10/1/2011	PowerPlant	Regulated	050
06/2012	Corporate	050 Mid-States	1009 - WKG Divt	1060 - Complet	Distribution Plar	6 37900-Meas. & Reg. - Cit	274,988.55	(2,725.71)	0.00	0.00	274,988.55	0.00	0.00	0.00	10/1/2011	PowerPlant	Regulated	050
06/2012	Corporate	050 Mid-States	1009 - WKG Divt	1060 - Complet	Distribution Plar	6 38000-Services	4,863,493.20	(366,869.77)	0.00	0.00	3,819,970.94	(1,143,522.26)	0.00	0.00	10/1/2011	PowerPlant	Regulated	050
06/2012	Corporate	050 Mid-States	1009 - WKG Divt	1060 - Complet	Distribution Plar	6 38100-Meters	2,039,298.13	490,752.24	0.00	0.00	2,085,042.21	45,744.08	0.00	0.00	10/1/2011	PowerPlant	Regulated	050
06/2012	Corporate	050 Mid-States	1009 - WKG Divt	1060 - Complet	Distribution Plar	6 38200-Meter Installations	4,196,114.36	580,475.64	0.00	0.00	3,899,366.42	(296,747.94)	0.00	0.00	10/1/2011	PowerPlant	Regulated	050
06/2012	Corporate	050 Mid-States	1009 - WKG Divt	1060 - Complet	Distribution Plar	6 38300-House Regulators	1,909,865.10	(955,653.90)	0.00	0.00	291,303.76	(1,618,561.34)	0.00	0.00	10/1/2011	PowerPlant	Regulated	050
06/2012	Corporate	050 Mid-States	1009 - WKG Divt	1060 - Complet	Distribution Plar	6 38500-Ind. Meas. & Reg.	29,740.82	0.00	0.00	0.00	29,740.82	0.00	0.00	0.00	10/1/2011	PowerPlant	Regulated	050
06/2012	Corporate	050 Mid-States	1009 - WKG Divt	1060 - Complet	Distribution Plar	7 39000-Structures & Imprc	22,695.53	(89,307.20)	0.00	0.00	22,695.53	0.00	0.00	0.00	10/1/2011	PowerPlant	Regulated	050
06/2012	Corporate	050 Mid-States	1009 - WKG Divt	1060 - Complet	Distribution Plar	7 39100-Office Furniture & Reg.	35,364.93	0.00	0.00	0.00	35,364.93	0.00	0.00	0.00	10/1/2011	PowerPlant	Regulated	050
06/2012	Corporate	050 Mid-States	1009 - WKG Divt	1060 - Complet	Distribution Plar	7 39200-Transportation Eq	0.00	(190,733.05)	0.00	0.00	0.00	0.00	0.00	0.00	10/1/2011	PowerPlant	Regulated	050
06/2012	Corporate	050 Mid-States	1009 - WKG Divt	1060 - Complet	Distribution Plar	7 39400-Tools, Shop, & Ga	52,931.57	42,619.65	0.00	0.00	47,011.15	(5,920.41)	0.00	0.00	10/1/2011	PowerPlant	Regulated	050
06/2012	Corporate	050 Mid-States	1009 - WKG Divt	1060 - Complet	Distribution Plar	7 39700-Communication Eq	0.00	0.00	0.00	0.00	0.00	0.00	0.00	0.00	10/1/2011	PowerPlant	Regulated	050
06/2012	Corporate	050 Mid-States	1009 - WKG Divt	1060 - Complet	Distribution Plar	7 39800-Miscellaneous Eq	2,724.59	2,050.36	0.00	0.00	2,724.59	0.00	0.00	0.00	10/1/2011	PowerPlant	Regulated	050
06/2012	Corporate	050 Mid-States	1009 - WKG Divt	1060 - Complet	Distribution Plar	7 39900-Oth Tang Prop - P	0.00	0.00	0.00	0.00	0.00	0.00	0.00	0.00	10/1/2011	PowerPlant	Regulated	050
07/2012	Corporate	040 Kentucky D	009 - WKG Divt	1010 - Gas Plan	Intangible Plant	1 30100-Organization	0.00	0.00	0.00	0.00	0.00	0.00	0.00	0.00	10/1/2011	PowerPlant	Regulated	040
07/2012	Corporate	040 Kentucky D	009 - WKG Divt	1010 - Gas Plan	Intangible Plant	1 30200-Franchises & Cont	0.00	0.00	0.00	0.00	0.00	0.00	0.00	0.00	10/1/2011	PowerPlant	Regulated	040
07/2012	Corporate	040 Kentucky D	009 - WKG Divt	1010 - Gas Plan	Production & Gs	3 32500-Producing Leaseho	0.00	0.00	0.00	0.00	0.00	0.00	0.00	0.00	10/1/2011	PowerPlant	Regulated	040
07/2012	Corporate	040 Kentucky D	009 - WKG Divt	1010 - Gas Plan	Production & Gs	3 32600-Rights-of-Way	0.00	0.00	0.00	0.00	0.00	0.00	0.00	0.00	10/1/2011	PowerPlant	Regulated	040
07/2012	Corporate	040 Kentucky D	009 - WKG Divt	1010 - Gas Plan	Production & Gs	3 33100-Production Gas W	0.00	0.00	0.00	0.00	0.00	0.00	0.00	0.00	10/1/2011	PowerPlant	Regulated	040
07/2012	Corporate	040 Kentucky D	009 - WKG Divt	1010 - Gas Plan	Production & Gs	3 33201-Field Lines	0.00	0.00	0.00	0.00	0.00	0.00	0.00	0.00	10/1/2011	PowerPlant	Regulated	040
07/2012	Corporate	040 Kentucky D	009 - WKG Divt	1010 - Gas Plan	Production & Gs	3 33202-Tributary Lines	0.00	0.00	0.00	0.00	0.00	0.00	0.00	0.00	10/1/2011	PowerPlant	Regulated	040
07/2012	Corporate	040 Kentucky D	009 - WKG Divt	1010 - Gas Plan	Production & Gs	3 33400-Field Meas. & Reg	0.00	0.00	0.00	0.00	0.00	0.00	0.00	0.00	10/1/2011	PowerPlant	Regulated	040
07/2012	Corporate	040 Kentucky D	009 - WKG Divt	1010 - Gas Plan	Production & Gs	3 33600-Purification Equip	0.00	0.00	0.00	0.00	0.00	0.00	0.00	0.00	10/1/2011	PowerPlant	Regulated	040
07/2012	Corporate	040 Kentucky D	009 - WKG Divt	1010 - Gas Plan	Storage Plant	4 35010-Land	0.00	0.00	0.00	0.00	0.00	0.00	0.00	0.00	10/1/2011	PowerPlant	Regulated	040
07/2012	Corporate	040 Kentucky D	009 - WKG Divt	1010 - Gas Plan	Storage Plant	4 35020-Rights of Ways	0.00	0.00	0.00	0.00	0.00	0.00	0.00	0.00	10/1/2011	PowerPlant	Regulated	040
07/2012	Corporate	040 Kentucky D	009 - WKG Divt	1010 - Gas Plan	Storage Plant	4 35100-Structures & Imprc	0.00	0.00	0.00	0.00	0.00	0.00	0.00	0.00	10/1/2011	PowerPlant	Regulated	040
07/2012	Corporate	040 Kentucky D	009 - WKG Divt	1010 - Gas Plan	Storage Plant	4 35102-Compressor Statio	0.00	0.00	0.00	0.00	0.00	0.00	0.00	0.00	10/1/2011	PowerPlant	Regulated	040
07/2012	Corporate	040 Kentucky D	009 - WKG Divt	1010 - Gas Plan	Storage Plant	4 35103-Meas. & Reg. Sta.	0.00	0.00	0.00	0.00	0.00	0.00	0.00	0.00	10/1/2011	PowerPlant	Regulated	040
07/2012	Corporate	040 Kentucky D	009 - WKG Divt	1010 - Gas Plan	Storage Plant	4 35104-Other Structures	0.00	0.00	0.00	0.00	0.00	0.00	0.00	0.00	10/1/2011	PowerPlant	Regulated	040
07/2012	Corporate	040 Kentucky D	009 - WKG Divt	1010 - Gas Plan	Storage Plant	4 35200-Wells	0.00	0.00	0.00	0.00	0.00	0.00	0.00	0.00	10/1/2011	PowerPlant	Regulated	040
07/2012	Corporate	040 Kentucky D	009 - WKG Divt	1010 - Gas Plan	Storage Plant	4 35201-Well Construction	0.00	0.00	0.00	0.00	0.00	0.00	0.00	0.00	10/1/2011	PowerPlant	Regulated	040
07/2012	Corporate	040 Kentucky D	009 - WKG Divt	1010 - Gas Plan	Storage Plant	4 35202-Well Equipment	0.00	0.00	0.00	0.00	0.00	0.00	0.00	0.00	10/1/2011	PowerPlant	Regulated	040
07/2012																		

month	set_of_books	company	business_seg	description	func_class	fc_sordid	description	beginning_bal	beginning_ytd	beginning_additions	ytd_retirements	ytd_trans_adj	ending_balance	curr_additions	curr_retiremen	curr_trans_adj	month-don't us	Source	Reg/Non Reg	Reg/Non Reg	BU1
07/2012	Corporate	050 Mid-States	0039	WKG Divt 1010 - Gas Plan Distribution Plant		6 37401-Land		37,326.42	0.00	0.00	0.00	0.00	37,326.42	0.00	0.00	0.00	10/1/2011	PowerPlant	Regulated	050	
07/2012	Corporate	050 Mid-States	0039	WKG Divt 1010 - Gas Plan Distribution Plant		6 37402-Land Rights		253,400.60	0.00	0.00	0.00	0.00	253,400.60	0.00	0.00	0.00	10/1/2011	PowerPlant	Regulated	050	
07/2012	Corporate	050 Mid-States	0039	WKG Divt 1010 - Gas Plan Distribution Plant		6 37403-Land Other		2,783.89	0.00	0.00	0.00	0.00	2,783.89	0.00	0.00	0.00	10/1/2011	PowerPlant	Regulated	050	
07/2012	Corporate	050 Mid-States	0039	WKG Divt 1010 - Gas Plan Distribution Plant		6 37500-Structures & Imprc		327,880.54	6,038.12	0.00	0.00	0.00	327,880.54	0.00	0.00	0.00	10/1/2011	PowerPlant	Regulated	050	
07/2012	Corporate	050 Mid-States	0039	WKG Divt 1010 - Gas Plan Distribution Plant		6 37501-Structures & Imprc		101,506.50	0.00	0.00	0.00	0.00	101,506.50	0.00	0.00	0.00	10/1/2011	PowerPlant	Regulated	050	
07/2012	Corporate	050 Mid-States	0039	WKG Divt 1010 - Gas Plan Distribution Plant		6 37502-Land Rights		46,591.01	0.00	0.00	0.00	0.00	46,591.01	0.00	0.00	0.00	10/1/2011	PowerPlant	Regulated	050	
07/2012	Corporate	050 Mid-States	0039	WKG Divt 1010 - Gas Plan Distribution Plant		6 37503-Improvements		4,005.08	0.00	0.00	0.00	0.00	4,005.08	0.00	0.00	0.00	10/1/2011	PowerPlant	Regulated	050	
07/2012	Corporate	050 Mid-States	0039	WKG Divt 1010 - Gas Plan Distribution Plant		6 37600-Mains - Cathodic F		9,969,532.17	0.00	(862,514.76)	0.00	0.00	9,709,386.66	0.00	(159,143.51)	0.00	10/1/2011	PowerPlant	Regulated	050	
07/2012	Corporate	050 Mid-States	0039	WKG Divt 1010 - Gas Plan Distribution Plant		6 37601-Mains - Steel		72,543,236.78	182,467.45	(653,421.05)	0.00	0.00	72,501,109.71	0.00	(42,127.07)	0.00	10/1/2011	PowerPlant	Regulated	050	
07/2012	Corporate	050 Mid-States	0039	WKG Divt 1010 - Gas Plan Distribution Plant		6 37602-Mains - Plastic		35,078,139.21	2,294,673.10	(39,240.77)	0.00	0.00	35,277,310.45	215,589.24	(16,697.00)	0.00	10/1/2011	PowerPlant	Regulated	050	
07/2012	Corporate	050 Mid-States	0039	WKG Divt 1010 - Gas Plan Distribution Plant		6 37800-Meas. & Reg. Sta.		4,827,828.20	7,369.64	(6,924.33)	0.00	0.00	4,827,828.20	0.00	0.00	0.00	10/1/2011	PowerPlant	Regulated	050	
07/2012	Corporate	050 Mid-States	0039	WKG Divt 1010 - Gas Plan Distribution Plant		6 37900-Meas. & Reg. - Cit		1,601,171.26	10,250.67	0.00	0.00	0.00	1,601,171.26	0.00	0.00	0.00	10/1/2011	PowerPlant	Regulated	050	
07/2012	Corporate	050 Mid-States	0039	WKG Divt 1010 - Gas Plan Distribution Plant		6 37905-Meas. & Reg. Sta.		1,425,053.32	0.00	(29.25)	0.00	0.00	1,425,053.32	0.00	0.00	0.00	10/1/2011	PowerPlant	Regulated	050	
07/2012	Corporate	050 Mid-States	0039	WKG Divt 1010 - Gas Plan Distribution Plant		6 38000-Services		84,948,894.94	4,683,169.47	(2,448,367.75)	0.00	0.00	84,939,504.24	0.00	(109,390.70)	0.00	10/1/2011	PowerPlant	Regulated	050	
07/2012	Corporate	050 Mid-States	0039	WKG Divt 1010 - Gas Plan Distribution Plant		6 38100-Meters		14,503,398.12	786,971.05	(303,636.12)	0.00	0.00	14,603,368.12	0.00	0.00	0.00	10/1/2011	PowerPlant	Regulated	050	
07/2012	Corporate	050 Mid-States	0039	WKG Divt 1010 - Gas Plan Distribution Plant		6 38200-Meter Installations		44,121,650.13	784,110.02	(505,750.58)	0.00	0.00	44,043,435.09	0.00	(79,215.04)	0.00	10/1/2011	PowerPlant	Regulated	050	
07/2012	Corporate	050 Mid-States	0039	WKG Divt 1010 - Gas Plan Distribution Plant		6 38300-House Regulators		6,439,424.35	1,744,909.54	(7,277.76)	0.00	0.00	6,439,424.35	0.00	0.00	0.00	10/1/2011	PowerPlant	Regulated	050	
07/2012	Corporate	050 Mid-States	0039	WKG Divt 1010 - Gas Plan Distribution Plant		6 38400-House Reg. Install		154,276.35	0.00	0.00	0.00	0.00	154,276.35	0.00	0.00	0.00	10/1/2011	PowerPlant	Regulated	050	
07/2012	Corporate	050 Mid-States	0039	WKG Divt 1010 - Gas Plan Distribution Plant		6 38500-Ind. Meas. & Reg.		4,942,929.02	119,045.49	0.00	0.00	0.00	4,942,929.02	0.00	0.00	0.00	10/1/2011	PowerPlant	Regulated	050	
07/2012	Corporate	050 Mid-States	0039	WKG Divt 1010 - Gas Plan General Plant		7 38000-Land & Land Right		796,215.90	697,577.93	0.00	0.00	0.00	786,215.90	0.00	0.00	0.00	10/1/2011	PowerPlant	Regulated	050	
07/2012	Corporate	050 Mid-States	0039	WKG Divt 1010 - Gas Plan General Plant		7 39000-Structures & Imprc		1,322,088.00	536,417.81	0.00	0.00	0.00	1,322,088.00	0.00	0.00	0.00	10/1/2011	PowerPlant	Regulated	050	
07/2012	Corporate	050 Mid-States	0039	WKG Divt 1010 - Gas Plan General Plant		7 39002-Structures - Brick		176,755.36	0.00	0.00	0.00	0.00	176,755.36	0.00	0.00	0.00	10/1/2011	PowerPlant	Regulated	050	
07/2012	Corporate	050 Mid-States	0039	WKG Divt 1010 - Gas Plan General Plant		7 39003-Improvements		725,021.86	0.00	0.00	0.00	0.00	725,021.86	0.00	0.00	0.00	10/1/2011	PowerPlant	Regulated	050	
07/2012	Corporate	050 Mid-States	0039	WKG Divt 1010 - Gas Plan General Plant		7 39004-Air Conditioning Eq		7,461.49	0.00	0.00	0.00	0.00	7,461.49	0.00	0.00	0.00	10/1/2011	PowerPlant	Regulated	050	
07/2012	Corporate	050 Mid-States	0039	WKG Divt 1010 - Gas Plan General Plant		7 39009-Improv. To Leased		1,279,375.74	0.00	0.00	0.00	0.00	1,279,375.74	0.00	0.00	0.00	10/1/2011	PowerPlant	Regulated	050	
07/2012	Corporate	050 Mid-States	0039	WKG Divt 1010 - Gas Plan General Plant		7 39100-Office Furniture &		1,368,064.44	30,162.55	(19,913.05)	0.00	0.00	1,388,064.44	0.00	0.00	0.00	10/1/2011	PowerPlant	Regulated	050	
07/2012	Corporate	050 Mid-States	0039	WKG Divt 1010 - Gas Plan General Plant		7 39103-Office Furn. - Copi		0.00	0.00	0.00	0.00	0.00	0.00	0.00	0.00	0.00	10/1/2011	PowerPlant	Regulated	050	
07/2012	Corporate	050 Mid-States	0039	WKG Divt 1010 - Gas Plan General Plant		7 39200-Transportation Eq		395,444.28	190,733.08	0.00	0.00	0.00	395,444.28	0.00	0.00	0.00	10/1/2011	PowerPlant	Regulated	050	
07/2012	Corporate	050 Mid-States	0039	WKG Divt 1010 - Gas Plan General Plant		7 39201-WKG Trucks		0.00	0.00	0.00	0.00	0.00	0.00	0.00	0.00	0.00	10/1/2011	PowerPlant	Regulated	050	
07/2012	Corporate	050 Mid-States	0039	WKG Divt 1010 - Gas Plan General Plant		7 39202-WKG Trailers		33,191.91	0.00	(1,504.94)	0.00	0.00	33,191.91	0.00	0.00	0.00	10/1/2011	PowerPlant	Regulated	050	
07/2012	Corporate	050 Mid-States	0039	WKG Divt 1010 - Gas Plan General Plant		7 39400-Tools, Shop, & Ga		1,943,469.96	65,086.87	(93,353.81)	0.00	0.00	1,954,460.72	10,980.76	0.00	0.00	10/1/2011	PowerPlant	Regulated	050	
07/2012	Corporate	050 Mid-States	0039	WKG Divt 1010 - Gas Plan General Plant		7 39503-Ditchers		53,703.56	0.00	(50,877.76)	0.00	0.00	53,703.56	0.00	0.00	0.00	10/1/2011	PowerPlant	Regulated	050	
07/2012	Corporate	050 Mid-States	0039	WKG Divt 1010 - Gas Plan General Plant		7 39604-Backhoes		62,747.29	0.00	0.00	0.00	0.00	62,747.29	0.00	0.00	0.00	10/1/2011	PowerPlant	Regulated	050	
07/2012	Corporate	050 Mid-States	0039	WKG Divt 1010 - Gas Plan General Plant		7 39605-Welders		33,235.34	13,808.71	(4,975.01)	0.00	0.00	33,235.34	0.00	0.00	0.00	10/1/2011	PowerPlant	Regulated	050	
07/2012	Corporate	050 Mid-States	0039	WKG Divt 1010 - Gas Plan General Plant		7 39700-Communication Eq		377,662.90	0.00	0.00	0.00	0.00	377,662.90	0.00	0.00	0.00	10/1/2011	PowerPlant	Regulated	050	
07/2012	Corporate	050 Mid-States	0039	WKG Divt 1010 - Gas Plan General Plant		7 39701-Comm. Equip. - M		0.00	0.00	0.00	0.00	0.00	0.00	0.00	0.00	0.00	10/1/2011	PowerPlant	Regulated	050	
07/2012	Corporate	050 Mid-States	0039	WKG Divt 1010 - Gas Plan General Plant		7 39702-Comm. Equip. - P		0.00	0.00	0.00	0.00	0.00	0.00	0.00	0.00	0.00	10/1/2011	PowerPlant	Regulated	050	
07/2012	Corporate	050 Mid-States	0039	WKG Divt 1010 - Gas Plan General Plant		7 39705-Comm. Equip. - Te		66,315.81	0.00	0.00	0.00	0.00	66,315.81	0.00	0.00	0.00	10/1/2011	PowerPlant	Regulated	050	
07/2012	Corporate	050 Mid-States	0039	WKG Divt 1010 - Gas Plan General Plant		7 39800-Miscellaneous Eq		3,337,576.07	30,842.46	(21,989.37)	0.00	0.00	3,337,576.07	0.00	0.00	0.00	10/1/2011	PowerPlant	Regulated	050	
07/2012	Corporate	050 Mid-States	0039	WKG Divt 1010 - Gas Plan General Plant		7 39901-0th Tang Prop - S		175,990.09	0.00	0.00	0.00	0.00	175,990.09	0.00	0.00	0.00	10/1/2011	PowerPlant	Regulated	050	
07/2012	Corporate	050 Mid-States	0039	WKG Divt 1010 - Gas Plan General Plant		7 39902-0th Tang Prop - S		113,472.72	0.00	0.00	0.00	0.00	113,472.72	0.00	0.00	0.00	10/1/2011	PowerPlant	Regulated	050	
07/2012	Corporate	050 Mid-States	0039	WKG Divt 1010 - Gas Plan General Plant		7 39903-0th Tang Prop - P		511,781.46	0.00	0.00	0.00	0.00	511,781.46	0.00	0.00	0.00	10/1/2011	PowerPlant	Regulated	050	
07/2012	Corporate	050 Mid-States	0039	WKG Divt 1010 - Gas Plan General Plant		7 39908-0th Tang Prop - N		3,602,993.81	215,579.35	0.00	0.00	0.00	3,602,993.81	0.00	0.00	0.00	10/1/2011	PowerPlant	Regulated	050	
07/2012	Corporate	050 Mid-States	0039	WKG Divt 1010 - Gas Plan General Plant		7 39907-0th Tang Prop - A		247,331.13	0.00	0.00	0.00	0.00	247,331.13	0.00	0.00	0.00	10/1/2011	PowerPlant	Regulated	050	
07/2012	Corporate	050 Mid-States	0039	WKG Divt 1010 - Gas Plan General Plant		7 39908-0th Tang Prop - P		411,709.94	0.00	0.00	0.00	0.00	411,709.94	0.00	0.00	0.00	10/1/2011	PowerPlant	Regulated	050	
07/2012	Corporate	050 Mid-States	0039	WKG Divt 1060 - Complet Storage Plant		4 35200-Well		1,563,990.19	(889,420.89)	0.00	0.00	0.00	1,563,990.19	0.00	0.00	0.00	10/1/2011	PowerPlant	Regulated	050	
07/2012	Corporate	050 Mid-States	0039	WKG Divt 1060 - Complet Storage Plant		4 35400-Compressor Statio		0.00	0.00	0.00	0.00	0.00	0.00	0.00	0.00	0.00	10/1/2011	PowerPlant	Regulated	050	
07/2012	Corporate	050 Mid-States	0039	WKG Divt 1060 - Complet Storage Plant		5 36900-Meas. & Reg. Sta.		0.00	0.00	0.00	0.00	0.00	0.00	0.00	0.00	0.00	10/1/2011	PowerPlant	Regulated	050	
07/2012	Corporate	050 Mid-States	0039	WKG Divt 1060 - Complet Storage Plant		6 37400-Land & Land Right		131,374.74	0.00	0.00	0.00	0.00	131,374.74	0.00	0.00	0.00	10/1/2011	PowerPlant	Regulated	050	
07/2012	Corporate	050 Mid-States	0039	WKG Divt 1060 - Complet Storage Plant		6 37500-Structures															

month	sel_of_books	company	business_sgn	description	func_class	fc_sordid	description	beginning_bal	ytd_additions	ytd_retirements	ytd_trans_adj	ending_balance	curr_additions	curr_retiremen	curr_trans_adj	month-don't us	Source	Reg/Non Reg	BU1
08/2012	Corporate	050	Mid-States	1009 - WKG Divs	1010 - Gas Plan	Production & Ga	3 33100-Production Gas W	3,492.47	0.00	0.00	0.00	3,492.47	0.00	0.00	0.00	10/1/2011	PowerPlant	Regulated	050
08/2012	Corporate	050	Mid-States	1009 - WKG Divs	1010 - Gas Plan	Production & Ga	3 33201-Field Lines	47,162.67	0.00	0.00	0.00	47,162.67	0.00	0.00	0.00	10/1/2011	PowerPlant	Regulated	050
08/2012	Corporate	050	Mid-States	1009 - WKG Divs	1010 - Gas Plan	Production & Ga	3 33202-Tributary Lines	528,219.00	0.00	0.00	0.00	528,219.00	0.00	0.00	0.00	10/1/2011	PowerPlant	Regulated	050
08/2012	Corporate	050	Mid-States	1009 - WKG Divs	1010 - Gas Plan	Production & Ga	3 33400-Field Meas. & Reg	192,334.43	0.00	0.00	0.00	192,334.43	0.00	0.00	0.00	10/1/2011	PowerPlant	Regulated	050
08/2012	Corporate	050	Mid-States	1009 - WKG Divs	1010 - Gas Plan	Production & Ga	3 33600-Purification Equip	44,369.30	0.00	0.00	0.00	44,369.30	0.00	0.00	0.00	10/1/2011	PowerPlant	Regulated	050
08/2012	Corporate	050	Mid-States	1009 - WKG Divs	1010 - Gas Plan	Storage Plant	4 35010-Land	261,126.69	0.00	0.00	0.00	261,126.69	0.00	0.00	0.00	10/1/2011	PowerPlant	Regulated	050
08/2012	Corporate	050	Mid-States	1009 - WKG Divs	1010 - Gas Plan	Storage Plant	4 35020-Rights of Ways	4,661.56	0.00	0.00	0.00	4,661.56	0.00	0.00	0.00	10/1/2011	PowerPlant	Regulated	050
08/2012	Corporate	050	Mid-States	1009 - WKG Divs	1010 - Gas Plan	Storage Plant	4 35100-Structures & Imprc	17,916.19	0.00	0.00	0.00	17,916.19	0.00	0.00	0.00	10/1/2011	PowerPlant	Regulated	050
08/2012	Corporate	050	Mid-States	1009 - WKG Divs	1010 - Gas Plan	Storage Plant	4 35102-Compressor Statio	153,261.30	0.00	0.00	0.00	153,261.30	0.00	0.00	0.00	10/1/2011	PowerPlant	Regulated	050
08/2012	Corporate	050	Mid-States	1009 - WKG Divs	1010 - Gas Plan	Storage Plant	4 35103-Meas. & Reg. Sta.	23,138.36	0.00	0.00	0.00	23,138.36	0.00	0.00	0.00	10/1/2011	PowerPlant	Regulated	050
08/2012	Corporate	050	Mid-States	1009 - WKG Divs	1010 - Gas Plan	Storage Plant	4 35104-Other Structures	137,442.53	0.00	0.00	0.00	137,442.53	0.00	0.00	0.00	10/1/2011	PowerPlant	Regulated	050
08/2012	Corporate	050	Mid-States	1009 - WKG Divs	1010 - Gas Plan	Storage Plant	4 35200-Wells	1,259,459.09	905,265.33	0.00	0.00	1,259,459.09	0.00	0.00	0.00	10/1/2011	PowerPlant	Regulated	050
08/2012	Corporate	050	Mid-States	1009 - WKG Divs	1010 - Gas Plan	Storage Plant	4 35201-Well Construction	1,867,595.35	0.00	0.00	0.00	1,867,595.35	0.00	0.00	0.00	10/1/2011	PowerPlant	Regulated	050
08/2012	Corporate	050	Mid-States	1009 - WKG Divs	1010 - Gas Plan	Storage Plant	4 35202-Well Equipment	455,308.80	0.00	0.00	0.00	455,308.80	0.00	0.00	0.00	10/1/2011	PowerPlant	Regulated	050
08/2012	Corporate	050	Mid-States	1009 - WKG Divs	1010 - Gas Plan	Storage Plant	4 35203-Cushion Gas	1,694,832.96	0.00	0.00	0.00	1,694,832.96	0.00	0.00	0.00	10/1/2011	PowerPlant	Regulated	050
08/2012	Corporate	050	Mid-States	1009 - WKG Divs	1010 - Gas Plan	Storage Plant	4 35210-Leaseholds	178,530.09	0.00	0.00	0.00	178,530.09	0.00	0.00	0.00	10/1/2011	PowerPlant	Regulated	050
08/2012	Corporate	050	Mid-States	1009 - WKG Divs	1010 - Gas Plan	Storage Plant	4 35211-Storage Rights	54,614.27	0.00	0.00	0.00	54,614.27	0.00	0.00	0.00	10/1/2011	PowerPlant	Regulated	050
08/2012	Corporate	050	Mid-States	1009 - WKG Divs	1010 - Gas Plan	Storage Plant	4 35301-Field Lines	178,496.90	0.00	0.00	0.00	178,496.90	0.00	0.00	0.00	10/1/2011	PowerPlant	Regulated	050
08/2012	Corporate	050	Mid-States	1009 - WKG Divs	1010 - Gas Plan	Storage Plant	4 35302-Tributary Lines	209,458.21	0.00	0.00	0.00	209,458.21	0.00	0.00	0.00	10/1/2011	PowerPlant	Regulated	050
08/2012	Corporate	050	Mid-States	1009 - WKG Divs	1010 - Gas Plan	Storage Plant	4 35400-Compressor Statio	923,446.05	94,264.67	(98,736.69)	0.00	923,446.05	0.00	0.00	0.00	10/1/2011	PowerPlant	Regulated	050
08/2012	Corporate	050	Mid-States	1009 - WKG Divs	1010 - Gas Plan	Storage Plant	4 35500-Meas. & Reg. Equ	240,883.03	0.00	0.00	0.00	240,883.03	0.00	0.00	0.00	10/1/2011	PowerPlant	Regulated	050
08/2012	Corporate	050	Mid-States	1009 - WKG Divs	1010 - Gas Plan	Storage Plant	4 35600-Purification Equipr	163,979.47	0.00	0.00	0.00	163,979.47	0.00	0.00	0.00	10/1/2011	PowerPlant	Regulated	050
08/2012	Corporate	050	Mid-States	1009 - WKG Divs	1010 - Gas Plan	Transmission Pl	5 36510-Land & Land Right	26,970.37	0.00	0.00	0.00	26,970.37	0.00	0.00	0.00	10/1/2011	PowerPlant	Regulated	050
08/2012	Corporate	050	Mid-States	1009 - WKG Divs	1010 - Gas Plan	Transmission Pl	5 36520-Rights-Of-Way	867,772.00	0.00	0.00	0.00	867,772.00	0.00	0.00	0.00	10/1/2011	PowerPlant	Regulated	050
08/2012	Corporate	050	Mid-States	1009 - WKG Divs	1010 - Gas Plan	Transmission Pl	5 36600-Structures & Imprc	49,001.72	7,286.47	0.00	0.00	49,001.72	0.00	0.00	0.00	10/1/2011	PowerPlant	Regulated	050
08/2012	Corporate	050	Mid-States	1009 - WKG Divs	1010 - Gas Plan	Transmission Pl	5 36603-Other Structures	50,826.29	0.00	0.00	0.00	50,826.29	0.00	0.00	0.00	10/1/2011	PowerPlant	Regulated	050
08/2012	Corporate	050	Mid-States	1009 - WKG Divs	1010 - Gas Plan	Transmission Pl	5 36700-Mains - Cathodic F	406,035.22	0.00	0.00	0.00	406,035.22	0.00	0.00	0.00	10/1/2011	PowerPlant	Regulated	050
08/2012	Corporate	050	Mid-States	1009 - WKG Divs	1010 - Gas Plan	Transmission Pl	5 36701-Mains - Steel	28,876,393.07	125,256.11	0.00	0.00	28,876,393.07	0.00	0.00	0.00	10/1/2011	PowerPlant	Regulated	050
08/2012	Corporate	050	Mid-States	1009 - WKG Divs	1010 - Gas Plan	Transmission Pl	5 36900-Meas. & Reg. Sta.	576,023.10	0.00	0.00	0.00	576,023.10	0.00	0.00	0.00	10/1/2011	PowerPlant	Regulated	050
08/2012	Corporate	050	Mid-States	1009 - WKG Divs	1010 - Gas Plan	Transmission Pl	5 36901-Meas. & Reg. Sta.	2,276,959.51	0.00	(132.12)	0.00	2,276,827.39	0.00	(132.12)	0.00	10/1/2011	PowerPlant	Regulated	050
08/2012	Corporate	050	Mid-States	1009 - WKG Divs	1010 - Gas Plan	Distribution Plar	6 37400-Land & Land Right	294,626.18	(2,255.36)	0.00	0.00	292,370.82	0.00	0.00	0.00	10/1/2011	PowerPlant	Regulated	050
08/2012	Corporate	050	Mid-States	1009 - WKG Divs	1010 - Gas Plan	Distribution Plar	6 37401-Land	37,326.42	0.00	0.00	0.00	37,326.42	0.00	0.00	0.00	10/1/2011	PowerPlant	Regulated	050
08/2012	Corporate	050	Mid-States	1009 - WKG Divs	1010 - Gas Plan	Distribution Plar	6 37402-Land Rights	253,400.60	0.00	0.00	0.00	253,400.60	0.00	0.00	0.00	10/1/2011	PowerPlant	Regulated	050
08/2012	Corporate	050	Mid-States	1009 - WKG Divs	1010 - Gas Plan	Distribution Plar	6 37403-Land Other	2,783.89	0.00	0.00	0.00	2,783.89	0.00	0.00	0.00	10/1/2011	PowerPlant	Regulated	050
08/2012	Corporate	050	Mid-States	1009 - WKG Divs	1010 - Gas Plan	Distribution Plar	6 37500-Structures & Imprc	327,880.54	6,035.12	0.00	0.00	327,880.54	0.00	0.00	0.00	10/1/2011	PowerPlant	Regulated	050
08/2012	Corporate	050	Mid-States	1009 - WKG Divs	1010 - Gas Plan	Distribution Plar	6 37501-Structures & Imprc	101,509.50	0.00	0.00	0.00	101,509.50	0.00	0.00	0.00	10/1/2011	PowerPlant	Regulated	050
08/2012	Corporate	050	Mid-States	1009 - WKG Divs	1010 - Gas Plan	Distribution Plar	6 37502-Land Rights	46,591.01	0.00	0.00	0.00	46,591.01	0.00	0.00	0.00	10/1/2011	PowerPlant	Regulated	050
08/2012	Corporate	050	Mid-States	1009 - WKG Divs	1010 - Gas Plan	Distribution Plar	6 37503-Improvements	4,005.08	0.00	0.00	0.00	4,005.08	0.00	0.00	0.00	10/1/2011	PowerPlant	Regulated	050
08/2012	Corporate	050	Mid-States	1009 - WKG Divs	1010 - Gas Plan	Distribution Plar	6 37600-Mains - Cathodic F	9,709,388.66	0.00	(662,514.76)	0.00	9,709,388.66	0.00	0.00	0.00	10/1/2011	PowerPlant	Regulated	050
08/2012	Corporate	050	Mid-States	1009 - WKG Divs	1010 - Gas Plan	Distribution Plar	6 37601-Mains - Steel	72,601,109.71	190,631.51	(684,720.64)	0.00	72,577,974.19	8,164.07	(31,269.59)	0.00	10/1/2011	PowerPlant	Regulated	050
08/2012	Corporate	050	Mid-States	1009 - WKG Divs	1010 - Gas Plan	Distribution Plar	6 37602-Mains - Plastic	35,277,310.45	2,322,403.08	(42,915.69)	0.00	35,301,385.51	27,729.98	(3,674.32)	0.00	10/1/2011	PowerPlant	Regulated	050
08/2012	Corporate	050	Mid-States	1009 - WKG Divs	1010 - Gas Plan	Distribution Plar	6 37600-Meas. & Reg. Sta.	4,627,839.20	7,368.64	(9,390.50)	0.00	4,625,361.93	0.00	(2,466.27)	0.00	10/1/2011	PowerPlant	Regulated	050
08/2012	Corporate	050	Mid-States	1009 - WKG Divs	1010 - Gas Plan	Distribution Plar	6 37900-Meas. & Reg. - Cil	1,601,171.26	10,250.67	0.00	0.00	1,601,171.26	0.00	0.00	0.00	10/1/2011	PowerPlant	Regulated	050
08/2012	Corporate	050	Mid-States	1009 - WKG Divs	1010 - Gas Plan	Distribution Plar	6 37905-Meas. & Reg. Sta.	1,425,053.52	0.00	0.00	(233.34)	1,424,848.93	0.00	(204.59)	0.00	10/1/2011	PowerPlant	Regulated	050
08/2012	Corporate	050	Mid-States	1009 - WKG Divs	1010 - Gas Plan	Distribution Plar	6 38000-Services	84,839,594.24	4,683,156.47	(2,566,594.06)	0.00	84,721,297.63	0.00	(118,206.31)	0.00	10/1/2011	PowerPlant	Regulated	050
08/2012	Corporate	050	Mid-States	1009 - WKG Divs	1010 - Gas Plan	Distribution Plar	6 38100-Meters	14,603,368.12	786,971.05	(303,638.12)	0.00	14,603,368.12	0.00	0.00	0.00	10/1/2011	PowerPlant	Regulated	050
08/2012	Corporate	050	Mid-States	1009 - WKG Divs	1010 - Gas Plan	Distribution Plar	6 38300-Meter Installations	44,043,433.69	764,110.02	(654,493.46)	0.00	43,994,699.22	0.00	(48,737.67)	0.00	10/1/2011	PowerPlant	Regulated	050
08/2012	Corporate	050	Mid-States	1009 - WKG Divs	1010 - Gas Plan	Distribution Plar	6 38400-House Regulators	6,439,424.35	1,744,908.54	(1,277.76)	0.00	6,436,424.35	0.00	0.00	0.00	10/1/2011	PowerPlant	Regulated	050
08/2012	Corporate	050	Mid-States	1009 - WKG Divs	1010 - Gas Plan	Distribution Plar	6 38400-House Reg. Install	154,275.36	0.00	0.00	0.00	154,275.36	0.00	0.00	0.00	10/1/2011	PowerPlant	Regulated	050
08/2012	Corporate	050	Mid-States	1009 - WKG Divs	1010 - Gas Plan	Distribution Plar	6 38500-Ind. Meas. & Reg	4,942,929.02	119,045.40	0.00	0.00	4,942,929.02	0.00	0.00	0.00	10/1/2011	PowerPlant	Regulated	050
08/2012	Corporate	050	Mid-States	1009 - WKG Divs	1010 - Gas Plan	General Plant	7 38900-Land & Land Right	786,215.00	0.00	0.00	0.00	786,215.00	0.00	0.00	0.00	10/1/2011	PowerPlant	Regulated	050

month	set_of_books	company	business_segn	description	func_class	fc_sordid	description	beginning_bal	additions_ytd	retirements_ytd	trans_adj_ytd	ending_balance	curr_additions	curr_retiremen	curr_trans_adj	month-don't us	Source	Reg/Non Reg	BU1
08/2012	Corporate	050 Mid-States	1009 - WKG Div	1060 - Complet	Distribution	Plar	6 37900-Meas. & Reg. - Cit	274,968.95	(2,723.71)	0.00	0.00	274,968.95	0.00	0.00	0.00	10/1/2011	PowerPlant	Regulated	050
08/2012	Corporate	050 Mid-States	1009 - WKG Div	1060 - Complet	Distribution	Plar	6 38000-Services	4,343,908.76	783,706.81	0.00	0.00	4,970,547.62	626,636.76	0.00	0.00	10/1/2011	PowerPlant	Regulated	050
08/2012	Corporate	050 Mid-States	1009 - WKG Div	1060 - Complet	Distribution	Plar	6 38100-Meters	2,238,915.49	717,412.09	0.00	0.00	2,351,702.06	112,786.57	0.00	0.00	10/1/2011	PowerPlant	Regulated	050
08/2012	Corporate	050 Mid-States	1009 - WKG Div	1060 - Complet	Distribution	Plar	6 38200-Meter Installations	4,092,284.48	956,036.18	0.00	0.00	4,294,826.86	212,642.48	0.00	0.00	10/1/2011	PowerPlant	Regulated	050
08/2012	Corporate	050 Mid-States	1009 - WKG Div	1060 - Complet	Distribution	Plar	6 38300-House Regulators	351,980.62	(813,567.57)	0.00	0.00	436,390.09	81,408.27	0.00	0.00	10/1/2011	PowerPlant	Regulated	050
08/2012	Corporate	050 Mid-States	1009 - WKG Div	1060 - Complet	Distribution	Plar	6 38500-Ind. Meas. & Reg.	29,740.82	0.00	0.00	0.00	29,740.82	0.00	0.00	0.00	10/1/2011	PowerPlant	Regulated	050
08/2012	Corporate	050 Mid-States	1009 - WKG Div	1060 - Complet	General	Plant	7 39000-Structures & Imprc	22,895.93	(88,307.20)	0.00	0.00	22,895.93	0.00	0.00	0.00	10/1/2011	PowerPlant	Regulated	050
08/2012	Corporate	050 Mid-States	1009 - WKG Div	1060 - Complet	General	Plant	7 39100-Office Furniture &	35,384.93	0.00	0.00	0.00	35,384.93	0.00	0.00	0.00	10/1/2011	PowerPlant	Regulated	050
08/2012	Corporate	050 Mid-States	1009 - WKG Div	1060 - Complet	General	Plant	7 39200-Transportation Eqi	0.00	(190,733.09)	0.00	0.00	0.00	0.00	0.00	0.00	10/1/2011	PowerPlant	Regulated	050
08/2012	Corporate	050 Mid-States	1009 - WKG Div	1060 - Complet	General	Plant	7 39400-Tools, Shop, & Ga	107,382.52	130,573.57	0.00	0.00	134,965.08	27,582.56	0.00	0.00	10/1/2011	PowerPlant	Regulated	050
08/2012	Corporate	050 Mid-States	1009 - WKG Div	1060 - Complet	General	Plant	7 39700-Communication Ec	0.00	0.00	0.00	0.00	0.00	0.00	0.00	0.00	10/1/2011	PowerPlant	Regulated	050
08/2012	Corporate	050 Mid-States	1009 - WKG Div	1060 - Complet	General	Plant	7 39800-Miscellaneous Eq.	6,258.87	5,584.64	0.00	0.00	6,258.87	0.00	0.00	0.00	10/1/2011	PowerPlant	Regulated	050
08/2012	Corporate	050 Mid-States	1009 - WKG Div	1060 - Complet	General	Plant	7 39900-Oth Tang Prop - P	0.00	0.00	0.00	0.00	0.00	0.00	0.00	0.00	10/1/2011	PowerPlant	Regulated	050
09/2012	Corporate	040 Kentucky D	009 - WKG Div	1010 - Gas	Plan	Intangible Plant	1 30100-Organization	0.00	0.00	0.00	0.00	0.00	0.00	0.00	0.00	10/1/2011	PowerPlant	Regulated	040
09/2012	Corporate	040 Kentucky D	009 - WKG Div	1010 - Gas	Plan	Intangible Plant	1 30200-Franchises & Cont	0.00	0.00	0.00	0.00	0.00	0.00	0.00	0.00	10/1/2011	PowerPlant	Regulated	040
09/2012	Corporate	040 Kentucky D	009 - WKG Div	1010 - Gas	Plan	Production & Ga	3 32500-Producing Leaseh	0.00	0.00	0.00	0.00	0.00	0.00	0.00	0.00	10/1/2011	PowerPlant	Regulated	040
09/2012	Corporate	040 Kentucky D	009 - WKG Div	1010 - Gas	Plan	Production & Ga	3 32540-Rights-of-Way	0.00	0.00	0.00	0.00	0.00	0.00	0.00	0.00	10/1/2011	PowerPlant	Regulated	040
09/2012	Corporate	040 Kentucky D	009 - WKG Div	1010 - Gas	Plan	Production & Ga	3 33100-Production Gas W	0.00	0.00	0.00	0.00	0.00	0.00	0.00	0.00	10/1/2011	PowerPlant	Regulated	040
09/2012	Corporate	040 Kentucky D	009 - WKG Div	1010 - Gas	Plan	Production & Ga	3 33201-Field Lines	0.00	0.00	0.00	0.00	0.00	0.00	0.00	0.00	10/1/2011	PowerPlant	Regulated	040
09/2012	Corporate	040 Kentucky D	009 - WKG Div	1010 - Gas	Plan	Production & Ga	3 33202-Tributary Lines	0.00	0.00	0.00	0.00	0.00	0.00	0.00	0.00	10/1/2011	PowerPlant	Regulated	040
09/2012	Corporate	040 Kentucky D	009 - WKG Div	1010 - Gas	Plan	Production & Ga	3 33400-Field Meas. & Reg	0.00	0.00	0.00	0.00	0.00	0.00	0.00	0.00	10/1/2011	PowerPlant	Regulated	040
09/2012	Corporate	040 Kentucky D	009 - WKG Div	1010 - Gas	Plan	Production & Ga	3 33600-Purification Equipr	0.00	0.00	0.00	0.00	0.00	0.00	0.00	0.00	10/1/2011	PowerPlant	Regulated	040
09/2012	Corporate	040 Kentucky D	009 - WKG Div	1010 - Gas	Plan	Storage Plant	4 35010-Land	0.00	0.00	0.00	0.00	0.00	0.00	0.00	0.00	10/1/2011	PowerPlant	Regulated	040
09/2012	Corporate	040 Kentucky D	009 - WKG Div	1010 - Gas	Plan	Storage Plant	4 35020-Rights of Ways	0.00	0.00	0.00	0.00	0.00	0.00	0.00	0.00	10/1/2011	PowerPlant	Regulated	040
09/2012	Corporate	040 Kentucky D	009 - WKG Div	1010 - Gas	Plan	Storage Plant	4 35100-Structures & Imprc	0.00	0.00	0.00	0.00	0.00	0.00	0.00	0.00	10/1/2011	PowerPlant	Regulated	040
09/2012	Corporate	040 Kentucky D	009 - WKG Div	1010 - Gas	Plan	Storage Plant	4 35102-Compressor Static	0.00	0.00	0.00	0.00	0.00	0.00	0.00	0.00	10/1/2011	PowerPlant	Regulated	040
09/2012	Corporate	040 Kentucky D	009 - WKG Div	1010 - Gas	Plan	Storage Plant	4 35103-Meas. & Reg. Sta.	0.00	0.00	0.00	0.00	0.00	0.00	0.00	0.00	10/1/2011	PowerPlant	Regulated	040
09/2012	Corporate	040 Kentucky D	009 - WKG Div	1010 - Gas	Plan	Storage Plant	4 35104-Other Structures	0.00	0.00	0.00	0.00	0.00	0.00	0.00	0.00	10/1/2011	PowerPlant	Regulated	040
09/2012	Corporate	040 Kentucky D	009 - WKG Div	1010 - Gas	Plan	Storage Plant	4 35200-Wells	0.00	0.00	0.00	0.00	0.00	0.00	0.00	0.00	10/1/2011	PowerPlant	Regulated	040
09/2012	Corporate	040 Kentucky D	009 - WKG Div	1010 - Gas	Plan	Storage Plant	4 35201-Well Construction	0.00	0.00	0.00	0.00	0.00	0.00	0.00	0.00	10/1/2011	PowerPlant	Regulated	040
09/2012	Corporate	040 Kentucky D	009 - WKG Div	1010 - Gas	Plan	Storage Plant	4 35202-Well Equipment	0.00	0.00	0.00	0.00	0.00	0.00	0.00	0.00	10/1/2011	PowerPlant	Regulated	040
09/2012	Corporate	040 Kentucky D	009 - WKG Div	1010 - Gas	Plan	Storage Plant	4 35203-Cushion Gas	0.00	0.00	0.00	0.00	0.00	0.00	0.00	0.00	10/1/2011	PowerPlant	Regulated	040
09/2012	Corporate	040 Kentucky D	009 - WKG Div	1010 - Gas	Plan	Storage Plant	4 35210-Leaseholds	0.00	0.00	0.00	0.00	0.00	0.00	0.00	0.00	10/1/2011	PowerPlant	Regulated	040
09/2012	Corporate	040 Kentucky D	009 - WKG Div	1010 - Gas	Plan	Storage Plant	4 35211-Storage Rights	0.00	0.00	0.00	0.00	0.00	0.00	0.00	0.00	10/1/2011	PowerPlant	Regulated	040
09/2012	Corporate	040 Kentucky D	009 - WKG Div	1010 - Gas	Plan	Storage Plant	4 35301-Field Lines	0.00	0.00	0.00	0.00	0.00	0.00	0.00	0.00	10/1/2011	PowerPlant	Regulated	040
09/2012	Corporate	040 Kentucky D	009 - WKG Div	1010 - Gas	Plan	Storage Plant	4 35302-Tributary Lines	0.00	0.00	0.00	0.00	0.00	0.00	0.00	0.00	10/1/2011	PowerPlant	Regulated	040
09/2012	Corporate	040 Kentucky D	009 - WKG Div	1010 - Gas	Plan	Storage Plant	4 35400-Compressor Static	0.00	0.00	0.00	0.00	0.00	0.00	0.00	0.00	10/1/2011	PowerPlant	Regulated	040
09/2012	Corporate	040 Kentucky D	009 - WKG Div	1010 - Gas	Plan	Storage Plant	4 35500-Meas. & Reg. Equ	0.00	0.00	0.00	0.00	0.00	0.00	0.00	0.00	10/1/2011	PowerPlant	Regulated	040
09/2012	Corporate	040 Kentucky D	009 - WKG Div	1010 - Gas	Plan	Storage Plant	4 35600-Purification Equipr	0.00	0.00	0.00	0.00	0.00	0.00	0.00	0.00	10/1/2011	PowerPlant	Regulated	040
09/2012	Corporate	040 Kentucky D	009 - WKG Div	1010 - Gas	Plan	Transmission Pl	5 36510-Land & Land Right	0.00	0.00	0.00	0.00	0.00	0.00	0.00	0.00	10/1/2011	PowerPlant	Regulated	040
09/2012	Corporate	040 Kentucky D	009 - WKG Div	1010 - Gas	Plan	Transmission Pl	5 36520-Rights-Of-Way	0.00	0.00	0.00	0.00	0.00	0.00	0.00	0.00	10/1/2011	PowerPlant	Regulated	040
09/2012	Corporate	040 Kentucky D	009 - WKG Div	1010 - Gas	Plan	Transmission Pl	5 36530-Structures & Imprc	0.00	0.00	0.00	0.00	0.00	0.00	0.00	0.00	10/1/2011	PowerPlant	Regulated	040
09/2012	Corporate	040 Kentucky D	009 - WKG Div	1010 - Gas	Plan	Transmission Pl	5 36535-Other Structures	0.00	0.00	0.00	0.00	0.00	0.00	0.00	0.00	10/1/2011	PowerPlant	Regulated	040
09/2012	Corporate	040 Kentucky D	009 - WKG Div	1010 - Gas	Plan	Transmission Pl	5 36700-Mains - Cathodic F	0.00	0.00	0.00	0.00	0.00	0.00	0.00	0.00	10/1/2011	PowerPlant	Regulated	040
09/2012	Corporate	040 Kentucky D	009 - WKG Div	1010 - Gas	Plan	Transmission Pl	5 36704-Mains - Steel	0.00	0.00	0.00	0.00	0.00	0.00	0.00	0.00	10/1/2011	PowerPlant	Regulated	040
09/2012	Corporate	040 Kentucky D	009 - WKG Div	1010 - Gas	Plan	Transmission Pl	5 36900-Meas. & Reg. Sta.	0.00	0.00	0.00	0.00	0.00	0.00	0.00	0.00	10/1/2011	PowerPlant	Regulated	040
09/2012	Corporate	040 Kentucky D	009 - WKG Div	1010 - Gas	Plan	Transmission Pl	5 36904-Meas. & Reg. Sta.	0.00	0.00	0.00	0.00	0.00	0.00	0.00	0.00	10/1/2011	PowerPlant	Regulated	040
09/2012	Corporate	040 Kentucky D	009 - WKG Div	1010 - Gas	Plan	Distribution Plar	6 37400-Land & Land Right	0.00	0.00	0.00	0.00	0.00	0.00	0.00	0.00	10/1/2011	PowerPlant	Regulated	040
09/2012	Corporate	040 Kentucky D	009 - WKG Div	1010 - Gas	Plan	Distribution Plar	6 37401-Land	0.00	0.00	0.00	0.00	0.00	0.00	0.00	0.00	10/1/2011	PowerPlant	Regulated	040
09/2012	Corporate	040 Kentucky D	009 - WKG Div	1010 - Gas	Plan	Distribution Plar	6 37402-Land Rights	0.00	0.00	0.00	0.00	0.00	0.00	0.00	0.00	10/1/2011	PowerPlant	Regulated	040
09/2012	Corporate	040 Kentucky D	009 - WKG Div	1010 - Gas	Plan	Distribution Plar	6 37403-Land Other	0.00	0.00	0.00	0.00	0.00	0.00	0.00	0.00	10/1/2011	PowerPlant	Regulated	040
09/2012	Corporate	040 Kentucky D	009 - WKG Div	1010 - Gas	Plan	Distribution Plar	6 37500-Structures & Imprc	0.00	0.00	0.00	0.00	0.00	0.00	0.00	0.00	10/1/2011	PowerPlant	Regulated	040
09/2012	Corporate	040 Kentucky D	009 - WKG Div	1010 - Gas	Plan	Distribution Plar	6 37501-Structures & Imprc	0.00	0.00	0.00	0.00	0.00	0.00	0.00	0.00	10/1/2011	PowerPlant	Regulated	040
09/2012	Corporate	040 Kentucky D	009 - WKG Div	1010 - Gas	Plan	Distribution Plar	6 37502-Land Rights	0.00	0.00	0.00	0.00	0.00	0.00	0.00	0.00	10/1/2011	PowerPlant	Regulated	040
09/2012	Corporate	040 Kentucky D	009 - WKG Div	1010 - Gas	Plan	Distribution Plar	6 37503-Improvements	0.00	0.00	0.00									

month	set_of_books	company	business_segn	description	func_class	fc_sordid	description	beginning_bal	ytd_additions	ytd_retirements	ytd_trans_adj	ending_balance	curr_additions	curr_retiremen	curr_trans_adj	month-don't us	Source	Reg/Non Reg	BU1
09/2012	Corporate	040 Kentucky D	039 - WKG Divs	1010 - Gas Plan	General Plant	7 39705-Comm. Equip. - Te		0.00	0.00	0.00	0.00	0.00	0.00	0.00	0.00	10/1/2011	PowerPlant	Regulated	040
09/2012	Corporate	040 Kentucky D	039 - WKG Divs	1010 - Gas Plan	General Plant	7 39800-Miscellaneous Equ		0.00	0.00	0.00	0.00	0.00	0.00	0.00	0.00	10/1/2011	PowerPlant	Regulated	040
09/2012	Corporate	040 Kentucky D	039 - WKG Divs	1010 - Gas Plan	General Plant	7 39901-Oth Tang Prop - S		0.00	0.00	0.00	0.00	0.00	0.00	0.00	0.00	10/1/2011	PowerPlant	Regulated	040
09/2012	Corporate	040 Kentucky D	039 - WKG Divs	1010 - Gas Plan	General Plant	7 39902-Oth Tang Prop - S		0.00	0.00	0.00	0.00	0.00	0.00	0.00	0.00	10/1/2011	PowerPlant	Regulated	040
09/2012	Corporate	040 Kentucky D	039 - WKG Divs	1010 - Gas Plan	General Plant	7 39903-Oth Tang Prop - N		0.00	0.00	0.00	0.00	0.00	0.00	0.00	0.00	10/1/2011	PowerPlant	Regulated	040
09/2012	Corporate	040 Kentucky D	039 - WKG Divs	1010 - Gas Plan	General Plant	7 39906-Oth Tang Prop - P		0.00	0.00	0.00	0.00	0.00	0.00	0.00	0.00	10/1/2011	PowerPlant	Regulated	040
09/2012	Corporate	040 Kentucky D	039 - WKG Divs	1010 - Gas Plan	General Plant	7 39907-Oth Tang Prop - P		0.00	0.00	0.00	0.00	0.00	0.00	0.00	0.00	10/1/2011	PowerPlant	Regulated	040
09/2012	Corporate	040 Kentucky D	039 - WKG Divs	1010 - Gas Plan	General Plant	7 39908-Oth Tang Prop - A		0.00	0.00	0.00	0.00	0.00	0.00	0.00	0.00	10/1/2011	PowerPlant	Regulated	040
09/2012	Corporate	040 Kentucky D	039 - WKG Divs	1060 - Complete	Transmission Pl	5 36700-Meas. & Reg. - C		0.00	0.00	0.00	0.00	0.00	0.00	0.00	0.00	10/1/2011	PowerPlant	Regulated	040
09/2012	Corporate	040 Kentucky D	039 - WKG Divs	1060 - Complete	Transmission Pl	5 36701-Mains - Steel		0.00	0.00	0.00	0.00	0.00	0.00	0.00	0.00	10/1/2011	PowerPlant	Regulated	040
09/2012	Corporate	040 Kentucky D	039 - WKG Divs	1060 - Complete	Distribution Plar	5 37500-Structures & Imprc		0.00	0.00	0.00	0.00	0.00	0.00	0.00	0.00	10/1/2011	PowerPlant	Regulated	040
09/2012	Corporate	040 Kentucky D	039 - WKG Divs	1060 - Complete	Distribution Plar	5 37500-Mains - Cathodic F		0.00	0.00	0.00	0.00	0.00	0.00	0.00	0.00	10/1/2011	PowerPlant	Regulated	040
09/2012	Corporate	040 Kentucky D	039 - WKG Divs	1060 - Complete	Distribution Plar	5 37601-Mains - Steel		0.00	0.00	0.00	0.00	0.00	0.00	0.00	0.00	10/1/2011	PowerPlant	Regulated	040
09/2012	Corporate	040 Kentucky D	039 - WKG Divs	1060 - Complete	Distribution Plar	5 37602-Mains - Plastic		0.00	0.00	0.00	0.00	0.00	0.00	0.00	0.00	10/1/2011	PowerPlant	Regulated	040
09/2012	Corporate	040 Kentucky D	039 - WKG Divs	1060 - Complete	Distribution Plar	5 37800-Meas. & Reg. Sta.		0.00	0.00	0.00	0.00	0.00	0.00	0.00	0.00	10/1/2011	PowerPlant	Regulated	040
09/2012	Corporate	040 Kentucky D	039 - WKG Divs	1060 - Complete	Distribution Plar	5 37900-Meas. & Reg. - Cit		0.00	0.00	0.00	0.00	0.00	0.00	0.00	0.00	10/1/2011	PowerPlant	Regulated	040
09/2012	Corporate	040 Kentucky D	039 - WKG Divs	1060 - Complete	Distribution Plar	5 38000-Services		0.00	0.00	0.00	0.00	0.00	0.00	0.00	0.00	10/1/2011	PowerPlant	Regulated	040
09/2012	Corporate	040 Kentucky D	039 - WKG Divs	1060 - Complete	Distribution Plar	5 38100-Meters		0.00	0.00	0.00	0.00	0.00	0.00	0.00	0.00	10/1/2011	PowerPlant	Regulated	040
09/2012	Corporate	040 Kentucky D	039 - WKG Divs	1060 - Complete	Distribution Plar	5 38200-Meter Installations		0.00	0.00	0.00	0.00	0.00	0.00	0.00	0.00	10/1/2011	PowerPlant	Regulated	040
09/2012	Corporate	040 Kentucky D	039 - WKG Divs	1060 - Complete	Distribution Plar	5 38300-House Regulators		0.00	0.00	0.00	0.00	0.00	0.00	0.00	0.00	10/1/2011	PowerPlant	Regulated	040
09/2012	Corporate	040 Kentucky D	039 - WKG Divs	1060 - Complete	Distribution Plar	5 38500-Ind. Meas. & Reg.		0.00	0.00	0.00	0.00	0.00	0.00	0.00	0.00	10/1/2011	PowerPlant	Regulated	040
09/2012	Corporate	040 Kentucky D	039 - WKG Divs	1060 - Complete	General Plant	7 39000-Structures & Imprc		0.00	0.00	0.00	0.00	0.00	0.00	0.00	0.00	10/1/2011	PowerPlant	Regulated	040
09/2012	Corporate	040 Kentucky D	039 - WKG Divs	1060 - Complete	General Plant	7 39003-Structures - Brick		0.00	0.00	0.00	0.00	0.00	0.00	0.00	0.00	10/1/2011	PowerPlant	Regulated	040
09/2012	Corporate	040 Kentucky D	039 - WKG Divs	1060 - Complete	General Plant	7 39004-Air Conditioning Eq		0.00	0.00	0.00	0.00	0.00	0.00	0.00	0.00	10/1/2011	PowerPlant	Regulated	040
09/2012	Corporate	040 Kentucky D	039 - WKG Divs	1060 - Complete	General Plant	7 39100-Office Furniture & P		0.00	0.00	0.00	0.00	0.00	0.00	0.00	0.00	10/1/2011	PowerPlant	Regulated	040
09/2012	Corporate	040 Kentucky D	039 - WKG Divs	1060 - Complete	General Plant	7 39400-Tools, Shop, & Ga		0.00	0.00	0.00	0.00	0.00	0.00	0.00	0.00	10/1/2011	PowerPlant	Regulated	040
09/2012	Corporate	040 Kentucky D	039 - WKG Divs	1060 - Complete	General Plant	7 39900-Miscellaneous Equ		0.00	0.00	0.00	0.00	0.00	0.00	0.00	0.00	10/1/2011	PowerPlant	Regulated	040
09/2012	Corporate	050 Mid-States	039 - WKG Divs	1010 - Gas Plan	Intangible Plant	1 30100-Organization		8,329.72	0.00	0.00	0.00	8,329.72	0.00	0.00	0.00	10/1/2011	PowerPlant	Regulated	050
09/2012	Corporate	050 Mid-States	039 - WKG Divs	1010 - Gas Plan	Intangible Plant	1 30200-Franchises & Con		119,852.89	0.00	0.00	0.00	119,852.89	0.00	0.00	0.00	10/1/2011	PowerPlant	Regulated	050
09/2012	Corporate	050 Mid-States	039 - WKG Divs	1010 - Gas Plan	Production & Ge	3 32520-Producing Leaseh		2,352.50	0.00	0.00	0.00	2,352.50	0.00	0.00	0.00	10/1/2011	PowerPlant	Regulated	050
09/2012	Corporate	050 Mid-States	039 - WKG Divs	1010 - Gas Plan	Production & Ge	3 32540-Rights-of-Way		83,422.32	0.00	0.00	0.00	83,422.32	0.00	0.00	0.00	10/1/2011	PowerPlant	Regulated	050
09/2012	Corporate	050 Mid-States	039 - WKG Divs	1010 - Gas Plan	Production & Ge	3 33100-Production Gas W		3,492.47	0.00	0.00	0.00	3,492.47	0.00	0.00	0.00	10/1/2011	PowerPlant	Regulated	050
09/2012	Corporate	050 Mid-States	039 - WKG Divs	1010 - Gas Plan	Production & Ge	3 33201-Field Lines		47,162.57	0.00	0.00	0.00	47,162.57	0.00	0.00	0.00	10/1/2011	PowerPlant	Regulated	050
09/2012	Corporate	050 Mid-States	039 - WKG Divs	1010 - Gas Plan	Production & Ge	3 33202-Tributary Lines		528,218.00	0.00	0.00	0.00	528,218.00	0.00	0.00	0.00	10/1/2011	PowerPlant	Regulated	050
09/2012	Corporate	050 Mid-States	039 - WKG Divs	1010 - Gas Plan	Production & Ge	3 33400-Field Meas. & Reg		192,384.43	0.00	0.00	0.00	192,384.43	0.00	0.00	0.00	10/1/2011	PowerPlant	Regulated	050
09/2012	Corporate	050 Mid-States	039 - WKG Divs	1010 - Gas Plan	Production & Ge	3 33600-Purification Equipr		44,389.30	0.00	0.00	0.00	44,389.30	0.00	0.00	0.00	10/1/2011	PowerPlant	Regulated	050
09/2012	Corporate	050 Mid-States	039 - WKG Divs	1010 - Gas Plan	Storage Plant	4 35100-Land		261,126.89	0.00	0.00	0.00	261,126.89	0.00	0.00	0.00	10/1/2011	PowerPlant	Regulated	050
09/2012	Corporate	050 Mid-States	039 - WKG Divs	1010 - Gas Plan	Storage Plant	4 35200-Rights of Ways		4,681.58	0.00	0.00	0.00	4,681.58	0.00	0.00	0.00	10/1/2011	PowerPlant	Regulated	050
09/2012	Corporate	050 Mid-States	039 - WKG Divs	1010 - Gas Plan	Storage Plant	4 35100-Structures & Imprc		17,916.19	0.00	0.00	0.00	17,916.19	0.00	0.00	0.00	10/1/2011	PowerPlant	Regulated	050
09/2012	Corporate	050 Mid-States	039 - WKG Divs	1010 - Gas Plan	Storage Plant	4 35102-Compressor Statio		153,261.30	0.00	0.00	0.00	153,261.30	0.00	0.00	0.00	10/1/2011	PowerPlant	Regulated	050
09/2012	Corporate	050 Mid-States	039 - WKG Divs	1010 - Gas Plan	Storage Plant	4 35103-Meas. & Reg. Sta.		23,138.38	0.00	0.00	0.00	23,138.38	0.00	0.00	0.00	10/1/2011	PowerPlant	Regulated	050
09/2012	Corporate	050 Mid-States	039 - WKG Divs	1010 - Gas Plan	Storage Plant	4 35104-Other Structures		137,442.53	0.00	0.00	0.00	137,442.53	0.00	0.00	0.00	10/1/2011	PowerPlant	Regulated	050
09/2012	Corporate	050 Mid-States	039 - WKG Divs	1010 - Gas Plan	Storage Plant	4 35200-Weils		1,259,459.09	905,265.33	0.00	0.00	1,259,459.09	0.00	0.00	0.00	10/1/2011	PowerPlant	Regulated	050
09/2012	Corporate	050 Mid-States	039 - WKG Divs	1010 - Gas Plan	Storage Plant	4 35201-Well Construction		1,887,595.35	0.00	0.00	0.00	1,887,595.35	0.00	0.00	0.00	10/1/2011	PowerPlant	Regulated	050
09/2012	Corporate	050 Mid-States	039 - WKG Divs	1010 - Gas Plan	Storage Plant	4 35202-Well Equipment		455,308.80	0.00	0.00	0.00	455,308.80	0.00	0.00	0.00	10/1/2011	PowerPlant	Regulated	050
09/2012	Corporate	050 Mid-States	039 - WKG Divs	1010 - Gas Plan	Storage Plant	4 35203-Cushion Gas		1,694,832.96	0.00	0.00	0.00	1,694,832.96	0.00	0.00	0.00	10/1/2011	PowerPlant	Regulated	050
09/2012	Corporate	050 Mid-States	039 - WKG Divs	1010 - Gas Plan	Storage Plant	4 35210-Leaseholds		178,530.09	0.00	0.00	0.00	178,530.09	0.00	0.00	0.00	10/1/2011	PowerPlant	Regulated	050
09/2012	Corporate	050 Mid-States	039 - WKG Divs	1010 - Gas Plan	Storage Plant	4 35211-Storage Rights		54,614.27	0.00	0.00	0.00	54,614.27	0.00	0.00	0.00	10/1/2011	PowerPlant	Regulated	050
09/2012	Corporate	050 Mid-States	039 - WKG Divs	1010 - Gas Plan	Storage Plant	4 35301-Field Lines		178,496.80	0.00	0.00	0.00	178,496.80	0.00	0.00	0.00	10/1/2011	PowerPlant	Regulated	050
09/2012	Corporate	050 Mid-States	039 - WKG Divs	1010 - Gas Plan	Storage Plant	4 35302-Tributary Lines		209,459.21	0.00	0.00	0.00	209,459.21	0.00	0.00	0.00	10/1/2011	PowerPlant	Regulated	050
09/2012	Corporate	050 Mid-States	039 - WKG Divs	1010 - Gas Plan	Storage Plant	4 35400-Compressor Statio		923,446.05	94,264.57	(98,736.60)	0.00	923,446.05	0.00	0.00	0.00	10/1/2011	PowerPlant	Regulated	050
09/2012	Corporate	050 Mid-States	039 - WKG Divs	1010 - Gas Plan	Storage Plant	4 35500-Meas. & Reg. Equ		240,863.03	0.00	0.00	0.00	240,863.03	0.00	0.00	0.00	10/1/2011	PowerPlant	Regulated	050
09/2012	Corporate	050 Mid-States	039 - WKG Divs	1010 - Gas Plan	Storage Plant	4 35600-Purification Equipr		163,979.47	0.00	0.00	0.00	163,979.47	0.00	0.00	0.00	10/1/2011	PowerPlant	Regulated	050
09/2012	Corporate	050 Mid-States	039 - WKG Divs	1010 - Gas Plan	Transmission Pl	5 36510-Land & Land Right		26,970.37	0.00	0.00	0.00	26,970.37	0.00	0.00	0.00	10/1/2011	PowerPlant	Regulated	050
09/2012	Corporate	050 Mid-States	039 - WKG Divs	1010 - Gas Plan	Transmission Pl	5 36520-Rights-Of-Way		867,772.00	0.00	0.00	0.00	867,772.00	0.00	0.00	0.00	10/1/2011	PowerPlant	Regulated	050
09/2012	Corporate	050 Mid-States	039 - WKG Divs	1010 - Gas Plan	Transmission Pl	5 36602-Structures & Imprc		49,001.72	7,266.47	0.00	0.00	49,001.72	0.00	0.00	0.00	10/1/2011	PowerPlant	Regulated	050
09/2012	Corporate	050 Mid-States	039 - WKG Divs	1010 - Gas Plan	Transmission Pl	5 36603-Other Structures		60,828.29	0.00	0.00	0.00	60,828.29	0.00	0.00	0.00	10/1/2011	PowerPlant	Regulated	050
09/2012	Corporate	050 Mid-States	039 - WKG Divs	1010 - Gas Plan	Transmission Pl	5 36700-Mains - Cathodic F		406,035.22	0.00	0.00	0.00	406,035.22	0.00	0.00	0.00	10/1/2011	PowerPlant	Regulated	050
09/2012	Corporate	050 Mid-States	039 - WKG Divs	1010 - Gas Plan	Transmission Pl	5 36701-Mains - Steel		28,878,393.57	129,808.98	(9,558.35)	0.00	28,878,468.58	4,653.87	(9,558.35)	0.00	10/1/2011	PowerPlant	Regulated	050
09/2012	Corporate	050 Mid-States	039 - WKG Divs	1010 - Gas Plan	Transmission Pl	5 36900-Meas. & Reg. Sta.		578,023.10	0.00	0.00	0.00								

month	set_of_books	company	business_segn	description	func_class	fc_sortid	description	beginning_balanc	ytd_additions	ytd_retirements	ytd_trans_adj	ending_balance	curr_additions	curr_retiremen	curr_trans_adj	month-don't us	Source	Reg/Non Reg	BU1
10/2012	Corporate	050 Mid-States	1009 - WKKG Divit	1010 - Gas Plan Transmission Pl	5 36520-Rights-Of-Way		867,772.00	0.00	0.00	0.00	0.00	867,772.00	0.00	0.00	0.00	10/1/2012	PowerPlant	Regulated	050
10/2012	Corporate	050 Mid-States	1009 - WKKG Divit	1010 - Gas Plan Transmission Pl	5 36602-Structures & Imprc		46,001.72	0.00	0.00	0.00	0.00	49,001.72	0.00	0.00	0.00	10/1/2012	PowerPlant	Regulated	050
10/2012	Corporate	050 Mid-States	1009 - WKKG Divit	1010 - Gas Plan Transmission Pl	5 36603-Other Structures		60,626.29	0.00	0.00	0.00	0.00	80,826.29	0.00	0.00	0.00	10/1/2012	PowerPlant	Regulated	050
10/2012	Corporate	050 Mid-States	1009 - WKKG Divit	1010 - Gas Plan Transmission Pl	5 36700-Mains - Cathodic F		406,035.22	0.00	0.00	0.00	0.00	406,035.22	0.00	0.00	0.00	10/1/2012	PowerPlant	Regulated	050
10/2012	Corporate	050 Mid-States	1009 - WKKG Divit	1010 - Gas Plan Transmission Pl	5 36701-Mains - Steel		28,873,486.58	0.00	0.00	0.00	0.00	28,873,486.58	0.00	0.00	0.00	10/1/2012	PowerPlant	Regulated	050
10/2012	Corporate	050 Mid-States	1009 - WKKG Divit	1010 - Gas Plan Transmission Pl	5 36900-Meas. & Reg. Sta.		578,023.10	0.00	0.00	0.00	0.00	578,023.10	0.00	0.00	0.00	10/1/2012	PowerPlant	Regulated	050
10/2012	Corporate	050 Mid-States	1009 - WKKG Divit	1010 - Gas Plan Transmission Pl	5 36901-Meas. & Reg. Sta.		2,276,827.39	0.00	0.00	0.00	0.00	2,276,827.39	0.00	0.00	0.00	10/1/2012	PowerPlant	Regulated	050
10/2012	Corporate	050 Mid-States	1009 - WKKG Divit	1010 - Gas Plan Distribution Plar	6 37400-Land & Land Right		294,626.18	0.00	0.00	0.00	0.00	294,626.18	0.00	0.00	0.00	10/1/2012	PowerPlant	Regulated	050
10/2012	Corporate	050 Mid-States	1009 - WKKG Divit	1010 - Gas Plan Distribution Plar	6 37401-Land		37,326.42	0.00	0.00	0.00	0.00	37,326.42	0.00	0.00	0.00	10/1/2012	PowerPlant	Regulated	050
10/2012	Corporate	050 Mid-States	1009 - WKKG Divit	1010 - Gas Plan Distribution Plar	6 37402-Land Rights		253,400.80	0.00	0.00	0.00	0.00	253,400.80	0.00	0.00	0.00	10/1/2012	PowerPlant	Regulated	050
10/2012	Corporate	050 Mid-States	1009 - WKKG Divit	1010 - Gas Plan Distribution Plar	6 37403-Land Other		2,783.89	0.00	0.00	0.00	0.00	2,783.89	0.00	0.00	0.00	10/1/2012	PowerPlant	Regulated	050
10/2012	Corporate	050 Mid-States	1009 - WKKG Divit	1010 - Gas Plan Distribution Plar	6 37500-Structures & Imprc		336,204.06	(26.43)	0.00	0.00	0.00	336,177.63	(26.43)	0.00	0.00	10/1/2012	PowerPlant	Regulated	050
10/2012	Corporate	050 Mid-States	1009 - WKKG Divit	1010 - Gas Plan Distribution Plar	6 37501-Structures & Imprc		101,506.50	0.00	0.00	0.00	0.00	101,506.50	0.00	0.00	0.00	10/1/2012	PowerPlant	Regulated	050
10/2012	Corporate	050 Mid-States	1009 - WKKG Divit	1010 - Gas Plan Distribution Plar	6 37502-Land Rights		46,591.01	0.00	0.00	0.00	0.00	46,591.01	0.00	0.00	0.00	10/1/2012	PowerPlant	Regulated	050
10/2012	Corporate	050 Mid-States	1009 - WKKG Divit	1010 - Gas Plan Distribution Plar	6 37503-Improvements		4,005.06	0.00	0.00	0.00	0.00	4,005.06	0.00	0.00	0.00	10/1/2012	PowerPlant	Regulated	050
10/2012	Corporate	050 Mid-States	1009 - WKKG Divit	1010 - Gas Plan Distribution Plar	6 37600-Mains - Cathodic F		9,662,146.17	0.00	0.00	0.00	0.00	9,662,146.17	0.00	0.00	0.00	10/1/2012	PowerPlant	Regulated	050
10/2012	Corporate	050 Mid-States	1009 - WKKG Divit	1010 - Gas Plan Distribution Plar	6 37601-Mains - Steel		72,111,437.78	13,427.23	(34,599.14)	0.00	0.00	72,089,865.87	13,427.23	(34,599.14)	0.00	10/1/2012	PowerPlant	Regulated	050
10/2012	Corporate	050 Mid-States	1009 - WKKG Divit	1010 - Gas Plan Distribution Plar	6 37602-Mains - Plastic		36,861,170.51	10,776.53	(59,240.87)	0.00	0.00	36,812,706.27	10,776.53	(59,240.87)	0.00	10/1/2012	PowerPlant	Regulated	050
10/2012	Corporate	050 Mid-States	1009 - WKKG Divit	1010 - Gas Plan Distribution Plar	6 37600-Meas. & Reg. Sta.		4,897,769.99	0.00	(1,789.57)	0.00	0.00	4,895,979.32	0.00	(1,789.57)	0.00	10/1/2012	PowerPlant	Regulated	050
10/2012	Corporate	050 Mid-States	1009 - WKKG Divit	1010 - Gas Plan Distribution Plar	6 37900-Meas. & Reg. - Cit		1,601,171.26	0.00	0.00	0.00	0.00	1,601,171.26	0.00	0.00	0.00	10/1/2012	PowerPlant	Regulated	050
10/2012	Corporate	050 Mid-States	1009 - WKKG Divit	1010 - Gas Plan Distribution Plar	6 37905-Meas. & Reg. Sta.		1,415,372.62	0.00	0.00	0.00	0.00	1,415,372.62	0.00	0.00	0.00	10/1/2012	PowerPlant	Regulated	050
10/2012	Corporate	050 Mid-States	1009 - WKKG Divit	1010 - Gas Plan Distribution Plar	6 38000-Services		65,742,653.20	0.00	(63,078.29)	0.00	0.00	65,679,574.91	0.00	(63,078.29)	0.00	10/1/2012	PowerPlant	Regulated	050
10/2012	Corporate	050 Mid-States	1009 - WKKG Divit	1010 - Gas Plan Distribution Plar	6 38100-Meters		14,775,652.22	0.00	0.00	0.00	0.00	14,775,652.22	0.00	0.00	0.00	10/1/2012	PowerPlant	Regulated	050
10/2012	Corporate	050 Mid-States	1009 - WKKG Divit	1010 - Gas Plan Distribution Plar	6 38200-Meter Installations		44,122,146.09	0.00	(39,318.66)	0.00	0.00	44,082,827.43	0.00	(39,318.66)	0.00	10/1/2012	PowerPlant	Regulated	050
10/2012	Corporate	050 Mid-States	1009 - WKKG Divit	1010 - Gas Plan Distribution Plar	6 38300-House Regulators		6,564,628.09	0.00	0.00	0.00	0.00	6,564,628.09	0.00	0.00	0.00	10/1/2012	PowerPlant	Regulated	050
10/2012	Corporate	050 Mid-States	1009 - WKKG Divit	1010 - Gas Plan Distribution Plar	6 38400-House Reg. Install		154,276.35	0.00	0.00	0.00	0.00	154,276.35	0.00	0.00	0.00	10/1/2012	PowerPlant	Regulated	050
10/2012	Corporate	050 Mid-States	1009 - WKKG Divit	1010 - Gas Plan Distribution Plar	6 38500-Ind. Meas. & Reg.		4,935,678.35	0.00	0.00	0.00	0.00	4,935,678.35	0.00	0.00	0.00	10/1/2012	PowerPlant	Regulated	050
10/2012	Corporate	050 Mid-States	1009 - WKKG Divit	1010 - Gas Plan General Plant	7 38900-Land & Land Right		766,215.90	0.00	0.00	0.00	0.00	766,215.90	0.00	0.00	0.00	10/1/2012	PowerPlant	Regulated	050
10/2012	Corporate	050 Mid-States	1009 - WKKG Divit	1010 - Gas Plan General Plant	7 39000-Structures & Imprc		1,341,617.88	0.00	0.00	0.00	0.00	1,341,617.88	0.00	0.00	0.00	10/1/2012	PowerPlant	Regulated	050
10/2012	Corporate	050 Mid-States	1009 - WKKG Divit	1010 - Gas Plan General Plant	7 39002-Structures - Brnck		178,755.36	0.00	0.00	0.00	0.00	178,755.36	0.00	0.00	0.00	10/1/2012	PowerPlant	Regulated	050
10/2012	Corporate	050 Mid-States	1009 - WKKG Divit	1010 - Gas Plan General Plant	7 39003-Improvements		725,021.86	0.00	0.00	0.00	0.00	725,021.86	0.00	0.00	0.00	10/1/2012	PowerPlant	Regulated	050
10/2012	Corporate	050 Mid-States	1009 - WKKG Divit	1010 - Gas Plan General Plant	7 39004-Air Conditioning Eq		7,461.49	0.00	0.00	0.00	0.00	7,461.49	0.00	0.00	0.00	10/1/2012	PowerPlant	Regulated	050
10/2012	Corporate	050 Mid-States	1009 - WKKG Divit	1010 - Gas Plan General Plant	7 39009-Improv. to Leased		1,279,375.74	0.00	0.00	0.00	0.00	1,279,375.74	0.00	0.00	0.00	10/1/2012	PowerPlant	Regulated	050
10/2012	Corporate	050 Mid-States	1009 - WKKG Divit	1010 - Gas Plan General Plant	7 39100-Office Furnitures &		1,418,267.25	0.00	0.00	0.00	0.00	1,418,267.25	0.00	0.00	0.00	10/1/2012	PowerPlant	Regulated	050
10/2012	Corporate	050 Mid-States	1009 - WKKG Divit	1010 - Gas Plan General Plant	7 39103-Office Furn. - Copi		0.00	0.00	0.00	0.00	0.00	0.00	0.00	0.00	0.00	10/1/2012	PowerPlant	Regulated	050
10/2012	Corporate	050 Mid-States	1009 - WKKG Divit	1010 - Gas Plan General Plant	7 39200-Transportation Equi		395,444.28	0.00	0.00	0.00	0.00	395,444.28	0.00	0.00	0.00	10/1/2012	PowerPlant	Regulated	050
10/2012	Corporate	050 Mid-States	1009 - WKKG Divit	1010 - Gas Plan General Plant	7 39201-WKKG Trucks		0.00	0.00	0.00	0.00	0.00	0.00	0.00	0.00	0.00	10/1/2012	PowerPlant	Regulated	050
10/2012	Corporate	050 Mid-States	1009 - WKKG Divit	1010 - Gas Plan General Plant	7 39202-WKKG Trailers		33,191.91	0.00	0.00	0.00	0.00	33,191.91	0.00	0.00	0.00	10/1/2012	PowerPlant	Regulated	050
10/2012	Corporate	050 Mid-States	1009 - WKKG Divit	1010 - Gas Plan General Plant	7 39400-Tools, Shop, & Ga		2,002,946.50	(15.08)	0.00	0.00	0.00	2,002,931.42	(15.08)	0.00	0.00	10/1/2012	PowerPlant	Regulated	050
10/2012	Corporate	050 Mid-States	1009 - WKKG Divit	1010 - Gas Plan General Plant	7 39503-Ditchers		53,703.66	0.00	0.00	0.00	0.00	53,703.66	0.00	0.00	0.00	10/1/2012	PowerPlant	Regulated	050
10/2012	Corporate	050 Mid-States	1009 - WKKG Divit	1010 - Gas Plan General Plant	7 39504-Batchoes		62,747.29	0.00	0.00	0.00	0.00	62,747.29	0.00	0.00	0.00	10/1/2012	PowerPlant	Regulated	050
10/2012	Corporate	050 Mid-States	1009 - WKKG Divit	1010 - Gas Plan General Plant	7 39505-Welders		33,235.94	0.00	0.00	0.00	0.00	33,235.94	0.00	0.00	0.00	10/1/2012	PowerPlant	Regulated	050
10/2012	Corporate	050 Mid-States	1009 - WKKG Divit	1010 - Gas Plan General Plant	7 39700-Communication Eq		377,662.90	0.00	0.00	0.00	0.00	377,662.90	0.00	0.00	0.00	10/1/2012	PowerPlant	Regulated	050
10/2012	Corporate	050 Mid-States	1009 - WKKG Divit	1010 - Gas Plan General Plant	7 39701-Comm. Equip. - M		0.00	0.00	0.00	0.00	0.00	0.00	0.00	0.00	0.00	10/1/2012	PowerPlant	Regulated	050
10/2012	Corporate	050 Mid-States	1009 - WKKG Divit	1010 - Gas Plan General Plant	7 39702-Comm. Equip. - Fi		0.00	0.00	0.00	0.00	0.00	0.00	0.00	0.00	0.00	10/1/2012	PowerPlant	Regulated	050
10/2012	Corporate	050 Mid-States	1009 - WKKG Divit	1010 - Gas Plan General Plant	7 39703-Comm. Equip. - Te		66,315.61	0.00	0.00	0.00	0.00	66,315.61	0.00	0.00	0.00	10/1/2012	PowerPlant	Regulated	050
10/2012	Corporate	050 Mid-States	1009 - WKKG Divit	1010 - Gas Plan General Plant	7 39800-Miscellaneous Eq		3,235,891.55	0.00	0.00	0.00	0.00	3,235,891.55	0.00	0.00	0.00	10/1/2012	PowerPlant	Regulated	050
10/2012	Corporate	050 Mid-States	1009 - WKKG Divit	1010 - Gas Plan General Plant	7 39900-Oth Tang Prop - S		175,990.09	0.00	0.00	0.00	0.00	175,990.09	0.00	0.00	0.00	10/1/2012	PowerPlant	Regulated	050
10/2012	Corporate	050 Mid-States	1009 - WKKG Divit	1010 - Gas Plan General Plant	7 39902-Oth Tang Prop - N		113,472.72	0.00	0.00	0.00	0.00	113,472.72	0.00	0.00	0.00	10/1/2012	PowerPlant	Regulated	050
10/2012	Corporate	050 Mid-States	1009 - WKKG Divit	1010 - Gas Plan General Plant	7 39903-Oth Tang Prop - P		511,781.46	0.00	0.00	0.00	0.00	511,781.46	0.00	0.00	0.00	10/1/2012	PowerPlant	Regulated	050
10/2012	Corporate	050 Mid-States	1009 - WKKG Divit	1010 - Gas Plan General Plant	7 39906-Oth Tang Prop - P		3,203,224.70	0.00	0.00	0.00	0.00	3,203,224.70	0.00	0.00	0.00	10/1/2012	PowerPlant	Regulated</	

month	set_of_books	company	business_segn	description	func_class	fc_sordid	description	beginning_balanc	ytd_additions	ytd_retirements	ytd_trans_adj	ending_balance	curr_additions	curr_retiremen	curr_trans_adj	month-don't use	Source	Reg/Non Reg	BU1	
11/2012	Corporate	040 Kentucky D	009 - WKG Div	1060 - Complete General Plant		7 39004-Air Conditioning E		0.00	0.00	0.00	0.00	0.00	0.00	0.00	0.00	0.00	10/1/2012	PowerPlant	Regulated	040
11/2012	Corporate	040 Kentucky D	009 - WKG Div	1060 - Complete General Plant		7 39100-Office Furniture &		0.00	0.00	0.00	0.00	0.00	0.00	0.00	0.00	0.00	10/1/2012	PowerPlant	Regulated	040
11/2012	Corporate	040 Kentucky D	009 - WKG Div	1060 - Complete General Plant		7 39400-Tools, Shop, & Ga		0.00	0.00	0.00	0.00	0.00	0.00	0.00	0.00	0.00	10/1/2012	PowerPlant	Regulated	040
11/2012	Corporate	040 Kentucky D	009 - WKG Div	1060 - Complete General Plant		7 39800-Miscellaneous Eq		0.00	0.00	0.00	0.00	0.00	0.00	0.00	0.00	0.00	10/1/2012	PowerPlant	Regulated	040
11/2012	Corporate	050 Mid-States	009 - WKG Div	1010 - Gas Plan Intangible Plant		1 30100-Organization		8,329.72	0.00	0.00	0.00	8,329.72	0.00	0.00	0.00	0.00	10/1/2012	PowerPlant	Regulated	050
11/2012	Corporate	050 Mid-States	009 - WKG Div	1010 - Gas Plan Intangible Plant		1 30200-Franchises & Con		119,852.69	0.00	0.00	0.00	119,852.69	0.00	0.00	0.00	0.00	10/1/2012	PowerPlant	Regulated	050
11/2012	Corporate	050 Mid-States	009 - WKG Div	1010 - Gas Plan Production & Ge		3 32520-Producing Leaseh		2,352.50	0.00	0.00	0.00	2,352.50	0.00	0.00	0.00	0.00	10/1/2012	PowerPlant	Regulated	050
11/2012	Corporate	050 Mid-States	009 - WKG Div	1010 - Gas Plan Production & Ge		3 32540-Rights-of-Way		83,422.32	0.00	0.00	0.00	83,422.32	0.00	0.00	0.00	0.00	10/1/2012	PowerPlant	Regulated	050
11/2012	Corporate	050 Mid-States	009 - WKG Div	1010 - Gas Plan Production & Ge		3 33100-Production Gas W		3,492.47	0.00	0.00	0.00	3,492.47	0.00	0.00	0.00	0.00	10/1/2012	PowerPlant	Regulated	050
11/2012	Corporate	050 Mid-States	009 - WKG Div	1010 - Gas Plan Production & Ge		3 33201-Field Lines		47,162.67	0.00	0.00	0.00	47,162.67	0.00	0.00	0.00	0.00	10/1/2012	PowerPlant	Regulated	050
11/2012	Corporate	050 Mid-States	009 - WKG Div	1010 - Gas Plan Production & Ge		3 33202-Tributary Lines		528,218.00	0.00	0.00	0.00	528,218.00	0.00	0.00	0.00	0.00	10/1/2012	PowerPlant	Regulated	050
11/2012	Corporate	050 Mid-States	009 - WKG Div	1010 - Gas Plan Production & Ge		3 33400-Field Meas. & Reg		192,384.43	0.00	0.00	0.00	192,384.43	0.00	0.00	0.00	0.00	10/1/2012	PowerPlant	Regulated	050
11/2012	Corporate	050 Mid-States	009 - WKG Div	1010 - Gas Plan Production & Ge		3 33600-Purification Equip		44,389.30	0.00	0.00	0.00	44,389.30	0.00	0.00	0.00	0.00	10/1/2012	PowerPlant	Regulated	050
11/2012	Corporate	050 Mid-States	009 - WKG Div	1010 - Gas Plan Storage Plant		4 35010-Land		261,126.69	0.00	0.00	0.00	261,126.69	0.00	0.00	0.00	0.00	10/1/2012	PowerPlant	Regulated	050
11/2012	Corporate	050 Mid-States	009 - WKG Div	1010 - Gas Plan Storage Plant		4 35020-Rights of Ways		4,681.58	0.00	0.00	0.00	4,681.58	0.00	0.00	0.00	0.00	10/1/2012	PowerPlant	Regulated	050
11/2012	Corporate	050 Mid-States	009 - WKG Div	1010 - Gas Plan Storage Plant		4 35100-Structures & Impr		17,916.19	0.00	0.00	0.00	17,916.19	0.00	0.00	0.00	0.00	10/1/2012	PowerPlant	Regulated	050
11/2012	Corporate	050 Mid-States	009 - WKG Div	1010 - Gas Plan Storage Plant		4 35102-Compressor Statio		153,261.30	0.00	0.00	0.00	153,261.30	0.00	0.00	0.00	0.00	10/1/2012	PowerPlant	Regulated	050
11/2012	Corporate	050 Mid-States	009 - WKG Div	1010 - Gas Plan Storage Plant		4 35103-Meas. & Reg. Sta.		23,138.38	0.00	0.00	0.00	23,138.38	0.00	0.00	0.00	0.00	10/1/2012	PowerPlant	Regulated	050
11/2012	Corporate	050 Mid-States	009 - WKG Div	1010 - Gas Plan Storage Plant		4 35104-Other Structures		137,442.53	0.00	0.00	0.00	137,442.53	0.00	0.00	0.00	0.00	10/1/2012	PowerPlant	Regulated	050
11/2012	Corporate	050 Mid-States	009 - WKG Div	1010 - Gas Plan Storage Plant		4 35200-Well		1,259,459.09	881,720.41	0.00	0.00	2,141,179.50	881,720.41	0.00	0.00	0.00	10/1/2012	PowerPlant	Regulated	050
11/2012	Corporate	050 Mid-States	009 - WKG Div	1010 - Gas Plan Storage Plant		4 35201-Well Construction		1,699,998.54	0.00	(167,596.81)	0.00	1,699,998.54	0.00	0.00	0.00	0.00	10/1/2012	PowerPlant	Regulated	050
11/2012	Corporate	050 Mid-States	009 - WKG Div	1010 - Gas Plan Storage Plant		4 35202-Well Equipment		455,308.80	0.00	0.00	0.00	455,308.80	0.00	0.00	0.00	0.00	10/1/2012	PowerPlant	Regulated	050
11/2012	Corporate	050 Mid-States	009 - WKG Div	1010 - Gas Plan Storage Plant		4 35203-Cushion Gas		1,694,832.96	0.00	0.00	0.00	1,694,832.96	0.00	0.00	0.00	0.00	10/1/2012	PowerPlant	Regulated	050
11/2012	Corporate	050 Mid-States	009 - WKG Div	1010 - Gas Plan Storage Plant		4 35210-Leaseholds		178,530.09	0.00	0.00	0.00	178,530.09	0.00	0.00	0.00	0.00	10/1/2012	PowerPlant	Regulated	050
11/2012	Corporate	050 Mid-States	009 - WKG Div	1010 - Gas Plan Storage Plant		4 35211-Storage Rights		54,614.27	0.00	0.00	0.00	54,614.27	0.00	0.00	0.00	0.00	10/1/2012	PowerPlant	Regulated	050
11/2012	Corporate	050 Mid-States	009 - WKG Div	1010 - Gas Plan Storage Plant		4 35301-Field Lines		178,496.90	0.00	0.00	0.00	178,496.90	0.00	0.00	0.00	0.00	10/1/2012	PowerPlant	Regulated	050
11/2012	Corporate	050 Mid-States	009 - WKG Div	1010 - Gas Plan Storage Plant		4 35302-Tributary Lines		209,458.21	0.00	0.00	0.00	209,458.21	0.00	0.00	0.00	0.00	10/1/2012	PowerPlant	Regulated	050
11/2012	Corporate	050 Mid-States	009 - WKG Div	1010 - Gas Plan Storage Plant		4 35400-Compressor Statio		923,446.05	0.00	0.00	0.00	923,446.05	0.00	0.00	0.00	0.00	10/1/2012	PowerPlant	Regulated	050
11/2012	Corporate	050 Mid-States	009 - WKG Div	1010 - Gas Plan Storage Plant		4 35500-Meas. & Reg. Equ		240,893.03	0.00	0.00	0.00	240,893.03	0.00	0.00	0.00	0.00	10/1/2012	PowerPlant	Regulated	050
11/2012	Corporate	050 Mid-States	009 - WKG Div	1010 - Gas Plan Storage Plant		4 35600-Purification Equip		163,979.47	0.00	0.00	0.00	163,979.47	0.00	0.00	0.00	0.00	10/1/2012	PowerPlant	Regulated	050
11/2012	Corporate	050 Mid-States	009 - WKG Div	1010 - Gas Plan Transmission Pl		5 36510-Land & Land Right		26,970.37	0.00	0.00	0.00	26,970.37	0.00	0.00	0.00	0.00	10/1/2012	PowerPlant	Regulated	050
11/2012	Corporate	050 Mid-States	009 - WKG Div	1010 - Gas Plan Transmission Pl		5 36520-Rights-Of-Way		867,772.00	0.00	0.00	0.00	867,772.00	0.00	0.00	0.00	0.00	10/1/2012	PowerPlant	Regulated	050
11/2012	Corporate	050 Mid-States	009 - WKG Div	1010 - Gas Plan Transmission Pl		5 36602-Structures & Impr		49,001.72	0.00	0.00	0.00	49,001.72	0.00	0.00	0.00	0.00	10/1/2012	PowerPlant	Regulated	050
11/2012	Corporate	050 Mid-States	009 - WKG Div	1010 - Gas Plan Transmission Pl		5 36603-Other Structures		60,826.29	0.00	0.00	0.00	60,826.29	0.00	0.00	0.00	0.00	10/1/2012	PowerPlant	Regulated	050
11/2012	Corporate	050 Mid-States	009 - WKG Div	1010 - Gas Plan Transmission Pl		5 36700-Mains - Cathodic F		406,035.22	0.00	0.00	0.00	406,035.22	0.00	0.00	0.00	0.00	10/1/2012	PowerPlant	Regulated	050
11/2012	Corporate	050 Mid-States	009 - WKG Div	1010 - Gas Plan Transmission Pl		5 36701-Mains - Steel		28,873,488.58	0.00	(302,692.63)	0.00	28,570,795.95	0.00	(302,692.63)	0.00	0.00	10/1/2012	PowerPlant	Regulated	050
11/2012	Corporate	050 Mid-States	009 - WKG Div	1010 - Gas Plan Transmission Pl		5 36900-Meas. & Reg. Sta.		578,023.10	0.00	0.00	0.00	578,023.10	0.00	0.00	0.00	0.00	10/1/2012	PowerPlant	Regulated	050
11/2012	Corporate	050 Mid-States	009 - WKG Div	1010 - Gas Plan Transmission Pl		5 36901-Meas. & Reg. Sta.		2,276,827.39	0.00	0.00	0.00	2,276,827.39	0.00	0.00	0.00	0.00	10/1/2012	PowerPlant	Regulated	050
11/2012	Corporate	050 Mid-States	009 - WKG Div	1010 - Gas Plan Distribution Plar		6 37400-Land & Land Right		294,626.19	0.00	0.00	0.00	294,626.19	0.00	0.00	0.00	0.00	10/1/2012	PowerPlant	Regulated	050
11/2012	Corporate	050 Mid-States	009 - WKG Div	1010 - Gas Plan Distribution Plar		6 37401-Land		37,326.42	0.00	0.00	0.00	37,326.42	0.00	0.00	0.00	0.00	10/1/2012	PowerPlant	Regulated	050
11/2012	Corporate	050 Mid-States	009 - WKG Div	1010 - Gas Plan Distribution Plar		6 37402-Land Rights		253,409.50	0.00	0.00	0.00	253,409.50	0.00	0.00	0.00	0.00	10/1/2012	PowerPlant	Regulated	050
11/2012	Corporate	050 Mid-States	009 - WKG Div	1010 - Gas Plan Distribution Plar		6 37403-Land Other		2,783.89	0.00	0.00	0.00	2,783.89	0.00	0.00	0.00	0.00	10/1/2012	PowerPlant	Regulated	050
11/2012	Corporate	050 Mid-States	009 - WKG Div	1010 - Gas Plan Distribution Plar		6 37500-Structures & Impr		336,177.63	(31.18)	0.00	0.00	336,177.63	(4.75)	0.00	0.00	0.00	10/1/2012	PowerPlant	Regulated	050
11/2012	Corporate	050 Mid-States	009 - WKG Div	1010 - Gas Plan Distribution Plar		6 37501-Structures & Impr		101,506.50	0.00	0.00	0.00	101,506.50	0.00	0.00	0.00	0.00	10/1/2012	PowerPlant	Regulated	050
11/2012	Corporate	050 Mid-States	009 - WKG Div	1010 - Gas Plan Distribution Plar		6 37502-Land Rights		45,591.01	0.00	0.00	0.00	45,591.01	0.00	0.00	0.00	0.00	10/1/2012	PowerPlant	Regulated	050
11/2012	Corporate	050 Mid-States	009 - WKG Div	1010 - Gas Plan Distribution Plar		6 37503-Improvements		4,005.09	0.00	0.00	0.00	4,005.09	0.00	0.00	0.00	0.00	10/1/2012	PowerPlant	Regulated	050
11/2012	Corporate	050 Mid-States	009 - WKG Div	1010 - Gas Plan Distribution Plar		6 37500-Mains - Cathodic F		9,682,146.17	0.00	0.00	0.00	9,682,146.17	0.00	0.00	0.00	0.00	10/1/2012	PowerPlant	Regulated	050
11/2012	Corporate	050 Mid-States	009 - WKG Div	1010 - Gas Plan Distribution Plar		6 37501-Mains - Steel		72,099,865.87	15,530.00	(35,205.62)	0.00	72,091,761.96	2,102.77	(206.68)	0.00	0.00	10/1/2012	PowerPlant	Regulated	050
11/2012	Corporate	050 Mid-States	009 - WKG Div	1010 - Gas Plan Distribution Plar		6 37602-Mains - Plastic		36,812,706.27	7,903.38	(73,079.84)	0.00	36,798,994.05	(2,673.25)	(13,838.97)	0.00	0.00	10/1/2012	PowerPlant	Regulated	050
11/2012	Corporate	050 Mid-States	009 - WKG Div	1010 - Gas Plan Distribution Plar		6 37600-Meas. & Reg. Sta.		4,695,979.32	0.00	(1,789.67)	0.00	4,704,017.42	0.00	0.00	0.00	0.00	10/1/2012	PowerPlant	Regulated	050
11/2012	Corporate	050 Mid-States	009 - WKG Div	1010 - Gas Plan Distribution Plar		6 37900-Meas. & Reg. - Cht		1,601,171.26	50,161.29	0.00	0.00</									

month	set_of_books	company	business_seg	description	func_class	fc_sordit	description	beginning_bal	ytd_additions	ytd_retirements	ytd_trans_adj	ending_balance	curr_additions	curr_retiremen	curr_trans_adj	month-don't us	Source	Reg/Non Reg	BU1
11/2012	Corporate	050 Mid-States	009 - WKG Div	1060 - Complet	Storage Plant	4	35400-Compressor Statio	0.00	0.00	0.00	0.00	0.00	0.00	0.00	0.00	10/1/2012	PowerPlant	Regulated	050
11/2012	Corporate	050 Mid-States	009 - WKG Div	1060 - Complet	Transmission Pl	5	38900-Meas. & Reg. Sta.	0.00	0.00	0.00	0.00	0.00	0.00	0.00	0.00	10/1/2012	PowerPlant	Regulated	050
11/2012	Corporate	050 Mid-States	009 - WKG Div	1060 - Complet	Distribution Plar	6	37400-Land & Land Right	146,221.97	0.00	0.00	0.00	146,221.97	0.00	0.00	0.00	10/1/2012	PowerPlant	Regulated	050
11/2012	Corporate	050 Mid-States	009 - WKG Div	1060 - Complet	Distribution Plar	6	37500-Structures & Imprc	0.00	0.00	0.00	0.00	0.00	0.00	0.00	0.00	10/1/2012	PowerPlant	Regulated	050
11/2012	Corporate	050 Mid-States	009 - WKG Div	1060 - Complet	Distribution Plar	6	37600-Mains - Cathodic F	1,382,749.59	59,123.55	0.00	0.00	1,410,711.22	27,961.63	0.00	0.00	10/1/2012	PowerPlant	Regulated	050
11/2012	Corporate	050 Mid-States	009 - WKG Div	1060 - Complet	Distribution Plar	6	37601-Mains - Steel	16,903,324.56	8,703,711.36	0.00	0.00	16,944,405.46	41,080.80	0.00	0.00	10/1/2012	PowerPlant	Regulated	050
11/2012	Corporate	050 Mid-States	009 - WKG Div	1060 - Complet	Distribution Plar	6	37602-Mains - Plastic	4,605,819.48	902,025.96	0.00	0.00	4,824,918.55	218,099.07	0.00	0.00	10/1/2012	PowerPlant	Regulated	050
11/2012	Corporate	050 Mid-States	009 - WKG Div	1060 - Complet	Distribution Plar	6	37600-Meas. & Reg. Sta.	203,536.56	44,890.33	0.00	0.00	196,600.26	(6,936.40)	0.00	0.00	10/1/2012	PowerPlant	Regulated	050
11/2012	Corporate	050 Mid-States	009 - WKG Div	1060 - Complet	Distribution Plar	6	37600-Meas. & Reg. - Cit	365,389.79	(29,075.85)	0.00	0.00	333,536.54	(31,853.25)	0.00	0.00	10/1/2012	PowerPlant	Regulated	050
11/2012	Corporate	050 Mid-States	009 - WKG Div	1060 - Complet	Distribution Plar	6	39000-Services	4,932,577.73	1,241,598.79	0.00	0.00	5,480,553.54	547,975.81	0.00	0.00	10/1/2012	PowerPlant	Regulated	050
11/2012	Corporate	050 Mid-States	009 - WKG Div	1060 - Complet	Distribution Plar	6	38100-Meters	2,790,757.20	710,893.71	0.00	0.00	3,172,343.92	391,586.72	0.00	0.00	10/1/2012	PowerPlant	Regulated	050
11/2012	Corporate	050 Mid-States	009 - WKG Div	1060 - Complet	Distribution Plar	6	38200-Meter Installations	4,443,860.31	302,413.32	0.00	0.00	4,806,135.99	162,275.58	0.00	0.00	10/1/2012	PowerPlant	Regulated	050
11/2012	Corporate	050 Mid-States	009 - WKG Div	1060 - Complet	Distribution Plar	6	38300-House Regulators	361,568.01	88,887.90	0.00	0.00	392,828.66	31,360.67	0.00	0.00	10/1/2012	PowerPlant	Regulated	050
11/2012	Corporate	050 Mid-States	009 - WKG Div	1060 - Complet	Distribution Plar	6	38500-Ind. Meas. & Reg.	58,619.48	14,676.06	0.00	0.00	63,571.67	4,952.19	0.00	0.00	10/1/2012	PowerPlant	Regulated	050
11/2012	Corporate	050 Mid-States	009 - WKG Div	1060 - Complet	General Plant	7	39000-Structures & Imprc	155,362.36	(132,466.43)	0.00	0.00	22,895.93	(132,466.43)	0.00	0.00	10/1/2012	PowerPlant	Regulated	050
11/2012	Corporate	050 Mid-States	009 - WKG Div	1060 - Complet	General Plant	7	39100-Office Furniture & Imprc	35,384.33	0.00	0.00	0.00	35,384.93	0.00	0.00	0.00	10/1/2012	PowerPlant	Regulated	050
11/2012	Corporate	050 Mid-States	009 - WKG Div	1060 - Complet	General Plant	7	39200-Transportation Equi	0.00	0.00	0.00	0.00	0.00	0.00	0.00	0.00	10/1/2012	PowerPlant	Regulated	050
11/2012	Corporate	050 Mid-States	009 - WKG Div	1060 - Complet	General Plant	7	39400-Tools, Shop, & Ga	107,394.84	(70,160.16)	0.00	0.00	36,998.76	(70,395.65)	0.00	0.00	10/1/2012	PowerPlant	Regulated	050
11/2012	Corporate	050 Mid-States	009 - WKG Div	1060 - Complet	General Plant	7	39700-Communication Eq	0.00	0.00	0.00	0.00	0.00	0.00	0.00	0.00	10/1/2012	PowerPlant	Regulated	050
11/2012	Corporate	050 Mid-States	009 - WKG Div	1060 - Complet	General Plant	7	39800-Miscellaneous Equi	90,796.34	(81,925.53)	0.00	0.00	11,475.82	(79,320.22)	0.00	0.00	10/1/2012	PowerPlant	Regulated	050
11/2012	Corporate	050 Mid-States	009 - WKG Div	1060 - Complet	General Plant	7	39900-Oth Tang Prop - P	252,199.89	(252,199.89)	0.00	0.00	0.00	(252,199.89)	0.00	0.00	10/1/2012	PowerPlant	Regulated	050
12/2012	Corporate	040 Kentucky D	009 - WKG Div	1010 - Gas Plan	Intangible Plant	1	30100-Organization	0.00	0.00	0.00	0.00	0.00	0.00	0.00	0.00	10/1/2012	PowerPlant	Regulated	040
12/2012	Corporate	040 Kentucky D	009 - WKG Div	1010 - Gas Plan	Intangible Plant	1	30200-Franchises & Cont	0.00	0.00	0.00	0.00	0.00	0.00	0.00	0.00	10/1/2012	PowerPlant	Regulated	040
12/2012	Corporate	040 Kentucky D	009 - WKG Div	1010 - Gas Plan	Production & Gs	3	32520-Producing Leaseh	0.00	0.00	0.00	0.00	0.00	0.00	0.00	0.00	10/1/2012	PowerPlant	Regulated	040
12/2012	Corporate	040 Kentucky D	009 - WKG Div	1010 - Gas Plan	Production & Gs	3	32540-Rights-of-Way	0.00	0.00	0.00	0.00	0.00	0.00	0.00	0.00	10/1/2012	PowerPlant	Regulated	040
12/2012	Corporate	040 Kentucky D	009 - WKG Div	1010 - Gas Plan	Production & Gs	3	33100-Production Gas W	0.00	0.00	0.00	0.00	0.00	0.00	0.00	0.00	10/1/2012	PowerPlant	Regulated	040
12/2012	Corporate	040 Kentucky D	009 - WKG Div	1010 - Gas Plan	Production & Gs	3	33201-Field Lines	0.00	0.00	0.00	0.00	0.00	0.00	0.00	0.00	10/1/2012	PowerPlant	Regulated	040
12/2012	Corporate	040 Kentucky D	009 - WKG Div	1010 - Gas Plan	Production & Gs	3	33202-Tributary Lines	0.00	0.00	0.00	0.00	0.00	0.00	0.00	0.00	10/1/2012	PowerPlant	Regulated	040
12/2012	Corporate	040 Kentucky D	009 - WKG Div	1010 - Gas Plan	Production & Gs	3	33400-Field Meas. & Reg	0.00	0.00	0.00	0.00	0.00	0.00	0.00	0.00	10/1/2012	PowerPlant	Regulated	040
12/2012	Corporate	040 Kentucky D	009 - WKG Div	1010 - Gas Plan	Production & Gs	3	33600-Purification Equipr	0.00	0.00	0.00	0.00	0.00	0.00	0.00	0.00	10/1/2012	PowerPlant	Regulated	040
12/2012	Corporate	040 Kentucky D	009 - WKG Div	1010 - Gas Plan	Storage Plant	4	35010-Land	0.00	0.00	0.00	0.00	0.00	0.00	0.00	0.00	10/1/2012	PowerPlant	Regulated	040
12/2012	Corporate	040 Kentucky D	009 - WKG Div	1010 - Gas Plan	Storage Plant	4	35020-Rights of Ways	0.00	0.00	0.00	0.00	0.00	0.00	0.00	0.00	10/1/2012	PowerPlant	Regulated	040
12/2012	Corporate	040 Kentucky D	009 - WKG Div	1010 - Gas Plan	Storage Plant	4	35100-Structures & Imprc	0.00	0.00	0.00	0.00	0.00	0.00	0.00	0.00	10/1/2012	PowerPlant	Regulated	040
12/2012	Corporate	040 Kentucky D	009 - WKG Div	1010 - Gas Plan	Storage Plant	4	35102-Compressor Statio	0.00	0.00	0.00	0.00	0.00	0.00	0.00	0.00	10/1/2012	PowerPlant	Regulated	040
12/2012	Corporate	040 Kentucky D	009 - WKG Div	1010 - Gas Plan	Storage Plant	4	35103-Meas. & Reg. Sta.	0.00	0.00	0.00	0.00	0.00	0.00	0.00	0.00	10/1/2012	PowerPlant	Regulated	040
12/2012	Corporate	040 Kentucky D	009 - WKG Div	1010 - Gas Plan	Storage Plant	4	35104-Other Structures	0.00	0.00	0.00	0.00	0.00	0.00	0.00	0.00	10/1/2012	PowerPlant	Regulated	040
12/2012	Corporate	040 Kentucky D	009 - WKG Div	1010 - Gas Plan	Storage Plant	4	35200-Wells	0.00	0.00	0.00	0.00	0.00	0.00	0.00	0.00	10/1/2012	PowerPlant	Regulated	040
12/2012	Corporate	040 Kentucky D	009 - WKG Div	1010 - Gas Plan	Storage Plant	4	35201-Well Construction	0.00	0.00	0.00	0.00	0.00	0.00	0.00	0.00	10/1/2012	PowerPlant	Regulated	040
12/2012	Corporate	040 Kentucky D	009 - WKG Div	1010 - Gas Plan	Storage Plant	4	35202-Well Equipment	0.00	0.00	0.00	0.00	0.00	0.00	0.00	0.00	10/1/2012	PowerPlant	Regulated	040
12/2012	Corporate	040 Kentucky D	009 - WKG Div	1010 - Gas Plan	Storage Plant	4	35203-Cushion Gas	0.00	0.00	0.00	0.00	0.00	0.00	0.00	0.00	10/1/2012	PowerPlant	Regulated	040
12/2012	Corporate	040 Kentucky D	009 - WKG Div	1010 - Gas Plan	Storage Plant	4	35210-Leaseholds	0.00	0.00	0.00	0.00	0.00	0.00	0.00	0.00	10/1/2012	PowerPlant	Regulated	040
12/2012	Corporate	040 Kentucky D	009 - WKG Div	1010 - Gas Plan	Storage Plant	4	35211-Storage Rights	0.00	0.00	0.00	0.00	0.00	0.00	0.00	0.00	10/1/2012	PowerPlant	Regulated	040
12/2012	Corporate	040 Kentucky D	009 - WKG Div	1010 - Gas Plan	Storage Plant	4	35301-Field Lines	0.00	0.00	0.00	0.00	0.00	0.00	0.00	0.00	10/1/2012	PowerPlant	Regulated	040
12/2012	Corporate	040 Kentucky D	009 - WKG Div	1010 - Gas Plan	Storage Plant	4	35302-Tributary Lines	0.00	0.00	0.00	0.00	0.00	0.00	0.00	0.00	10/1/2012	PowerPlant	Regulated	040
12/2012	Corporate	040 Kentucky D	009 - WKG Div	1010 - Gas Plan	Storage Plant	4	35400-Compressor Statio	0.00	0.00	0.00	0.00	0.00	0.00	0.00	0.00	10/1/2012	PowerPlant	Regulated	040
12/2012	Corporate	040 Kentucky D	009 - WKG Div	1010 - Gas Plan	Storage Plant	4	35500-Meas. & Reg. Equi	0.00	0.00	0.00	0.00	0.00	0.00	0.00	0.00	10/1/2012	PowerPlant	Regulated	040
12/2012	Corporate	040 Kentucky D	009 - WKG Div	1010 - Gas Plan	Storage Plant	4	35600-Purification Equipr	0.00	0.00	0.00	0.00	0.00	0.00	0.00	0.00	10/1/2012	PowerPlant	Regulated	040
12/2012	Corporate	040 Kentucky D	009 - WKG Div	1010 - Gas Plan	Transmission Pl	5	36510-Land & Land Right	0.00	0.00	0.00	0.00	0.00	0.00	0.00	0.00	10/1/2012	PowerPlant	Regulated	040
12/2012	Corporate	040 Kentucky D	009 - WKG Div	1010 - Gas Plan	Transmission Pl	5	36520-Rights-Of-Way	0.00	0.00	0.00	0.00	0.00	0.00	0.00	0.00	10/1/2012	PowerPlant	Regulated	040
12/2012	Corporate	040 Kentucky D	009 - WKG Div	1010 - Gas Plan	Transmission Pl	5	36600-Structures & Imprc	0.00	0.00	0.00	0.00	0.00	0.00	0.00	0.00	10/1/2012	PowerPlant	Regulated	040
12/2012	Corporate	040 Kentucky D	009 - WKG Div	1010 - Gas Plan	Transmission Pl	5	36603-Other Structures	0.00	0.00	0.00	0.00	0.00	0.00	0.00	0.00	10/1/2012	PowerPlant	Regulated	040
12/2012	Corporate	040 Kentucky D	009 - WKG Div	1010 - Gas Plan	Transmission Pl	5	36700-Mains - Cathodic F	0.00	0.00	0.00	0.00	0.00	0.00	0.00	0.00	10/1/2012	PowerPlant	Regulated	040
12/2012	Corporate	040 Kentucky D	009 - WKG Div	1010 - Gas Plan	Transmission Pl	5	36701-Mains - Steel	0.00	0.00	0.00	0.00	0.00	0.00	0.00	0.00	10/1/2012	PowerPlant	Regulated	040
12/2012	Corporate	040 Kentucky D	009 - WKG Div	1010 - Gas Plan	Transmission Pl	5	36900-Meas. & Reg. Sta.	0.00	0.00	0.00	0.00	0.00	0.00	0.00	0.00	10/1/2012	PowerPlant	Regulated	040
12/2012	Corporate	040 Kentucky D	009 - WKG Div	1010 - Gas Plan	Transmission Pl	5	36901-Meas. & Reg. Sta.	0.00	0.00	0.00	0.00	0.00	0.00	0.00	0.00	10/1/2012	PowerPlant	Regulated	040
12/2012	Corporate	040 Kentucky D	009 - WKG Div	1010 - Gas Plan	Distribution Plar	6	37400-Land & Land Right	0.00	0.00	0.00	0.00	0.00	0.00	0.00	0.00	10/1/2012	PowerPlant	Regulated	040
12/2012	Corporate	040 Kentucky D	009 - WKG Div	1010 - Gas Plan	Distribution Plar	6	37401-Land	0.00	0.00	0.00	0.00	0.00	0.00	0.00	0.00	10/1/2012	PowerPlant	Regulated	040
12/2012	Corporate	040 Kentucky D	009 - WKG Div	1010 - Gas Plan	Distribution Plar	6	37402-Land Rights	0.00	0.00	0.00	0.00	0.00	0.00	0.00	0.00	10/1/2012	PowerPlant	Regulated	040
12/2012	Corporate	040 Kentucky D	009 - WKG Div	1010 - Gas Plan	Distribution Plar	6	37403-Land Other	0.00	0.00	0.00	0.00	0.00	0.00	0.00	0.00	10/1/2012	PowerPlant	Regulated	040
12/2012	Corporate	040 Kentucky D	009 - WKG Div	1010 - Gas Plan	Distribution Plar	6	37500-Structures & Imprc	0.00	0.00	0.00	0.00	0.00	0.00	0.00	0.00	10/1/2012	PowerPlant	Regulated	040
12/2012	Corporate	040																	

month	set_of_books	company	business_segn	description	func_class	fc_sordid	description	beginning_balanc	ytd_additions	ytd_retirements	ytd_trans_adj	ending_balance	curr_additions	curr_retiremen	curr_trans_adj	month-end	us	Source	Reg/Non Reg	BU1
12/2012	Corporate	040	Kentucky D	009 - WKG Divt 1010 - Gas Plan General	Plant	7	39202-WKG Trailers	0.00	0.00	0.00	0.00	0.00	0.00	0.00	0.00	10/1/2012	PowerPlant	Regulated	040	
12/2012	Corporate	040	Kentucky D	009 - WKG Divt 1010 - Gas Plan General	Plant	7	39400-Tools, Shop, & Ga	0.00	0.00	0.00	0.00	0.00	0.00	0.00	0.00	10/1/2012	PowerPlant	Regulated	040	
12/2012	Corporate	040	Kentucky D	009 - WKG Divt 1010 - Gas Plan General	Plant	7	39603-Ditchers	0.00	0.00	0.00	0.00	0.00	0.00	0.00	0.00	10/1/2012	PowerPlant	Regulated	040	
12/2012	Corporate	040	Kentucky D	009 - WKG Divt 1010 - Gas Plan General	Plant	7	39604-Backhoes	0.00	0.00	0.00	0.00	0.00	0.00	0.00	0.00	10/1/2012	PowerPlant	Regulated	040	
12/2012	Corporate	040	Kentucky D	009 - WKG Divt 1010 - Gas Plan General	Plant	7	39605-Welders	0.00	0.00	0.00	0.00	0.00	0.00	0.00	0.00	10/1/2012	PowerPlant	Regulated	040	
12/2012	Corporate	040	Kentucky D	009 - WKG Divt 1010 - Gas Plan General	Plant	7	39700-Communication Et	0.00	0.00	0.00	0.00	0.00	0.00	0.00	0.00	10/1/2012	PowerPlant	Regulated	040	
12/2012	Corporate	040	Kentucky D	009 - WKG Divt 1010 - Gas Plan General	Plant	7	39701-Comm. Equip. - M	0.00	0.00	0.00	0.00	0.00	0.00	0.00	0.00	10/1/2012	PowerPlant	Regulated	040	
12/2012	Corporate	040	Kentucky D	009 - WKG Divt 1010 - Gas Plan General	Plant	7	39702-Comm. Equip. - Fl	0.00	0.00	0.00	0.00	0.00	0.00	0.00	0.00	10/1/2012	PowerPlant	Regulated	040	
12/2012	Corporate	040	Kentucky D	009 - WKG Divt 1010 - Gas Plan General	Plant	7	39705-Comm. Equip. - Tt	0.00	0.00	0.00	0.00	0.00	0.00	0.00	0.00	10/1/2012	PowerPlant	Regulated	040	
12/2012	Corporate	040	Kentucky D	009 - WKG Divt 1010 - Gas Plan General	Plant	7	39800-Miscellaneous Eqt	0.00	0.00	0.00	0.00	0.00	0.00	0.00	0.00	10/1/2012	PowerPlant	Regulated	040	
12/2012	Corporate	040	Kentucky D	009 - WKG Divt 1010 - Gas Plan General	Plant	7	39901-Oth Tang Prop - S	0.00	0.00	0.00	0.00	0.00	0.00	0.00	0.00	10/1/2012	PowerPlant	Regulated	040	
12/2012	Corporate	040	Kentucky D	009 - WKG Divt 1010 - Gas Plan General	Plant	7	39902-Oth Tang Prop - P	0.00	0.00	0.00	0.00	0.00	0.00	0.00	0.00	10/1/2012	PowerPlant	Regulated	040	
12/2012	Corporate	040	Kentucky D	009 - WKG Divt 1010 - Gas Plan General	Plant	7	39903-Oth Tang Prop - N	0.00	0.00	0.00	0.00	0.00	0.00	0.00	0.00	10/1/2012	PowerPlant	Regulated	040	
12/2012	Corporate	040	Kentucky D	009 - WKG Divt 1010 - Gas Plan General	Plant	7	39905-Oth Tang Prop - P	0.00	0.00	0.00	0.00	0.00	0.00	0.00	0.00	10/1/2012	PowerPlant	Regulated	040	
12/2012	Corporate	040	Kentucky D	009 - WKG Divt 1010 - Gas Plan General	Plant	7	39907-Oth Tang Prop - P	0.00	0.00	0.00	0.00	0.00	0.00	0.00	0.00	10/1/2012	PowerPlant	Regulated	040	
12/2012	Corporate	040	Kentucky D	009 - WKG Divt 1010 - Gas Plan General	Plant	7	39908-Oth Tang Prop - A	0.00	0.00	0.00	0.00	0.00	0.00	0.00	0.00	10/1/2012	PowerPlant	Regulated	040	
12/2012	Corporate	040	Kentucky D	009 - WKG Divt 1050 - Complete Transmission Pl		5	35700-Mains - Cathodic F	0.00	0.00	0.00	0.00	0.00	0.00	0.00	0.00	10/1/2012	PowerPlant	Regulated	040	
12/2012	Corporate	040	Kentucky D	009 - WKG Divt 1050 - Complete Transmission Pl		5	35701-Mains - Steel	0.00	0.00	0.00	0.00	0.00	0.00	0.00	0.00	10/1/2012	PowerPlant	Regulated	040	
12/2012	Corporate	040	Kentucky D	009 - WKG Divt 1050 - Complete Distribution Plar		6	37500-Structures & Imprc	0.00	0.00	0.00	0.00	0.00	0.00	0.00	0.00	10/1/2012	PowerPlant	Regulated	040	
12/2012	Corporate	040	Kentucky D	009 - WKG Divt 1050 - Complete Distribution Plar		6	37600-Mains - Cathodic F	0.00	0.00	0.00	0.00	0.00	0.00	0.00	0.00	10/1/2012	PowerPlant	Regulated	040	
12/2012	Corporate	040	Kentucky D	009 - WKG Divt 1050 - Complete Distribution Plar		6	37601-Mains - Steel	0.00	0.00	0.00	0.00	0.00	0.00	0.00	0.00	10/1/2012	PowerPlant	Regulated	040	
12/2012	Corporate	040	Kentucky D	009 - WKG Divt 1050 - Complete Distribution Plar		6	37602-Mains - Plastic	0.00	0.00	0.00	0.00	0.00	0.00	0.00	0.00	10/1/2012	PowerPlant	Regulated	040	
12/2012	Corporate	040	Kentucky D	009 - WKG Divt 1050 - Complete Distribution Plar		6	37600-Meas. & Reg. Sta.	0.00	0.00	0.00	0.00	0.00	0.00	0.00	0.00	10/1/2012	PowerPlant	Regulated	040	
12/2012	Corporate	040	Kentucky D	009 - WKG Divt 1050 - Complete Distribution Plar		6	37800-Meas. & Reg. - Cit	0.00	0.00	0.00	0.00	0.00	0.00	0.00	0.00	10/1/2012	PowerPlant	Regulated	040	
12/2012	Corporate	040	Kentucky D	009 - WKG Divt 1050 - Complete Distribution Plar		6	38000-Services	0.00	0.00	0.00	0.00	0.00	0.00	0.00	0.00	10/1/2012	PowerPlant	Regulated	040	
12/2012	Corporate	040	Kentucky D	009 - WKG Divt 1050 - Complete Distribution Plar		6	38100-Meters	0.00	0.00	0.00	0.00	0.00	0.00	0.00	0.00	10/1/2012	PowerPlant	Regulated	040	
12/2012	Corporate	040	Kentucky D	009 - WKG Divt 1050 - Complete Distribution Plar		6	38200-Meter Installations	0.00	0.00	0.00	0.00	0.00	0.00	0.00	0.00	10/1/2012	PowerPlant	Regulated	040	
12/2012	Corporate	040	Kentucky D	009 - WKG Divt 1050 - Complete Distribution Plar		6	38300-House Regulators	0.00	0.00	0.00	0.00	0.00	0.00	0.00	0.00	10/1/2012	PowerPlant	Regulated	040	
12/2012	Corporate	040	Kentucky D	009 - WKG Divt 1050 - Complete Distribution Plar		6	38500-Ind. Meas. & Reg.	0.00	0.00	0.00	0.00	0.00	0.00	0.00	0.00	10/1/2012	PowerPlant	Regulated	040	
12/2012	Corporate	040	Kentucky D	009 - WKG Divt 1050 - Complete General Plant		7	39000-Structures & Imprc	0.00	0.00	0.00	0.00	0.00	0.00	0.00	0.00	10/1/2012	PowerPlant	Regulated	040	
12/2012	Corporate	040	Kentucky D	009 - WKG Divt 1050 - Complete General Plant		7	39002-Structures - Brick	0.00	0.00	0.00	0.00	0.00	0.00	0.00	0.00	10/1/2012	PowerPlant	Regulated	040	
12/2012	Corporate	040	Kentucky D	009 - WKG Divt 1050 - Complete General Plant		7	39004-Air Conditioning Ei	0.00	0.00	0.00	0.00	0.00	0.00	0.00	0.00	10/1/2012	PowerPlant	Regulated	040	
12/2012	Corporate	040	Kentucky D	009 - WKG Divt 1050 - Complete General Plant		7	39100-Office Furniture &	0.00	0.00	0.00	0.00	0.00	0.00	0.00	0.00	10/1/2012	PowerPlant	Regulated	040	
12/2012	Corporate	040	Kentucky D	009 - WKG Divt 1050 - Complete General Plant		7	39400-Tools, Shop, & Ga	0.00	0.00	0.00	0.00	0.00	0.00	0.00	0.00	10/1/2012	PowerPlant	Regulated	040	
12/2012	Corporate	040	Kentucky D	009 - WKG Divt 1050 - Complete General Plant		7	39800-Miscellaneous Eqt	0.00	0.00	0.00	0.00	0.00	0.00	0.00	0.00	10/1/2012	PowerPlant	Regulated	040	
12/2012	Corporate	050	Mid-States	1006 - WKG Divt 1010 - Gas Plan Intangible Plant		1	39100-Organization	9,329.72	0.00	0.00	0.00	8,329.72	0.00	0.00	0.00	10/1/2012	PowerPlant	Regulated	050	
12/2012	Corporate	050	Mid-States	1008 - WKG Divt 1010 - Gas Plan Production & Ge		3	32000-Franchises & Cont	119,852.69	0.00	0.00	0.00	119,852.69	0.00	0.00	0.00	10/1/2012	PowerPlant	Regulated	050	
12/2012	Corporate	050	Mid-States	1008 - WKG Divt 1010 - Gas Plan Production & Ge		3	32520-Producing Leaseh	2,352.50	0.00	0.00	0.00	2,352.50	0.00	0.00	0.00	10/1/2012	PowerPlant	Regulated	050	
12/2012	Corporate	050	Mid-States	1008 - WKG Divt 1010 - Gas Plan Production & Ge		3	32540-Rights-of-Way	83,422.32	0.00	0.00	0.00	83,422.32	0.00	0.00	0.00	10/1/2012	PowerPlant	Regulated	050	
12/2012	Corporate	050	Mid-States	1009 - WKG Divt 1010 - Gas Plan Production & Ge		3	35100-Production Gas W	8,492.47	0.00	0.00	0.00	3,462.47	0.00	0.00	0.00	10/1/2012	PowerPlant	Regulated	050	
12/2012	Corporate	050	Mid-States	1009 - WKG Divt 1010 - Gas Plan Production & Ge		3	33201-Field Lines	47,162.67	0.00	0.00	0.00	47,162.67	0.00	0.00	0.00	10/1/2012	PowerPlant	Regulated	050	
12/2012	Corporate	050	Mid-States	1009 - WKG Divt 1010 - Gas Plan Production & Ge		3	33202-Tributary Lines	528,218.00	0.00	0.00	0.00	528,218.00	0.00	0.00	0.00	10/1/2012	PowerPlant	Regulated	050	
12/2012	Corporate	050	Mid-States	1009 - WKG Divt 1010 - Gas Plan Production & Ge		3	33400-Field Meas. & Reg	192,384.43	0.00	0.00	0.00	192,384.43	0.00	0.00	0.00	10/1/2012	PowerPlant	Regulated	050	
12/2012	Corporate	050	Mid-States	1009 - WKG Divt 1010 - Gas Plan Production & Ge		3	33600-Purification Equipr	44,369.30	0.00	0.00	0.00	44,369.30	0.00	0.00	0.00	10/1/2012	PowerPlant	Regulated	050	
12/2012	Corporate	050	Mid-States	1008 - WKG Divt 1010 - Gas Plan Storage Plant		4	35101-Land	251,126.69	0.00	0.00	0.00	261,126.69	0.00	0.00	0.00	10/1/2012	PowerPlant	Regulated	050	
12/2012	Corporate	050	Mid-States	1008 - WKG Divt 1010 - Gas Plan Storage Plant		4	35200-Rights of Ways	4,681.59	0.00	0.00	0.00	4,681.59	0.00	0.00	0.00	10/1/2012	PowerPlant	Regulated	050	
12/2012	Corporate	050	Mid-States	1009 - WKG Divt 1010 - Gas Plan Storage Plant		4	35100-Structures & Imprc	17,916.19	0.00	0.00	0.00	17,916.19	0.00	0.00	0.00	10/1/2012	PowerPlant	Regulated	050	
12/2012	Corporate	050	Mid-States	1009 - WKG Divt 1010 - Gas Plan Storage Plant		4	35102-Compressor Statio	153,251.30	0.00	0.00	0.00	153,251.30	0.00	0.00	0.00	10/1/2012	PowerPlant	Regulated	050	
12/2012	Corporate	050	Mid-States	1009 - WKG Divt 1010 - Gas Plan Storage Plant		4	35103-Meas. & Reg. Sta.	23,138.38	0.00	0.00	0.00	23,138.38	0.00	0.00	0.00	10/1/2012	PowerPlant	Regulated	050	
12/2012	Corporate	050	Mid-States	1009 - WKG Divt 1010 - Gas Plan Storage Plant		4	35104-Other Structures	157,443.93	0.00	0.00	0.00	157,443.93	0.00	0.00	0.00	10/1/2012	PowerPlant	Regulated	050	
12/2012	Corporate	050	Mid-States	1009 - WKG Divt 1010 - Gas Plan Storage Plant		4	35200-Well	2,141,179.50	882,991.28	0.00	0.00	2,142,452.37	1,270.87	0.00	0.00	10/1/2012	PowerPlant	Regulated	050	
12/2012	Corporate	050	Mid-States	1008 - WKG Divt 1010 - Gas Plan Storage Plant		4	35201-Well Construction	1,699,958.54	0.00	(167,596.81)	0.00	1,699,958.54	0.00	0.00	0.00	10/1/2012	PowerPlant	Regulated	050	
12/2012	Corporate	050	Mid-States	1009 - WKG Divt 1010 - Gas Plan Storage Plant		4	35202-Well Equipment	455,308.50	0.00	0.00	0.00	455,308.50	0.00	0.00	0.00	10/1/2012	PowerPlant	Regulated	050	
12/2012	Corporate	050	Mid-States	1009 - WKG Divt 1010 - Gas Plan Storage Plant		4	35203-Cushion Gas	1,594,632.96	0.00	0.00	0.00	1,594,632.96	0.00	0.00	0.00	10/1/2012	PowerPlant	Regulated	050	
12/2012	Corporate	050	Mid-States	1009 - WKG Divt 1010 - Gas Plan Storage Plant		4	35210-Leaseholds	176,530.09	0.00	0.00	0.00	176,530.09	0.00	0.00	0.00	10/1/2012	PowerPlant	Regulated	050	
12/2012	Corporate	050	Mid-States	1009 - WKG Divt 1010 - Gas Plan Storage Plant		4	35211-Storage Rights	54,614.27	0.00	0.00	0.00	54,614.27	0.00	0.00	0.00	10/1/2012	PowerPlant	Regulated	050	
12/2012	Corporate	050	Mid-States	1009 - WKG Divt 1010 - Gas Plan Storage Plant		4	35301-Field Lines	178,496.90	0.00	0.00	0.00	178,496.90	0.00	0.00	0.00	10/1/2012	PowerPlant	Regulated	050	
12/2012	Corporate	050	Mid-States	1009 - WKG Divt 1010 - Gas Plan Storage Plant		4	35302-Tributary Lines	209,458.21	0.00	0.00	0.00	209,458.21	0.00	0.00	0.00	10/1/2012	PowerPlant	Regulated	050	
12/2012	Corporate	050	Mid-States	1009 - WKG Divt 1010 - Gas Plan Storage Plant		4	35400-Compressor Statio	923,446.05	0.00	0.00	0.00	923,446.05	0.00	0.00	0.00	10/1/2012	PowerPlant	Regulated	050	
12/2012	Corporate	050	Mid-States	1009 - WKG Divt 1010 - Gas Plan Storage Plant		4	35500-Meas. & Reg. Eqt	240,883.03	0.00	0.00	0.00	240,883.03	0.00	0.00	0.00	10/1/2012				

month	set_of_books	company	business_segndescription	func_class	fc_sordid	description	beginning_balanc	ytd_additions	ytd_retirements	ytd_trans_adj	ending_balance	curr_additions	curr_retiremen	curr_trans_adj	month-don't us	Source	Reg/Non Reg	BU1
12/2012	Corporate	050 Mid-States	009 - WKG Div# 1010	Gas Plan Distribution	Plar	6 38200-Meter Installations	44,065,174.62	64,371.66	(82,979.13)	0.00	44,123,638.52	84,371.66	(25,907.65)	0.00	10/1/2012	PowerPlant	Regulated	050
12/2012	Corporate	050 Mid-States	009 - WKG Div# 1010	Gas Plan Distribution	Plar	6 38300-House Regulators	6,584,528.09	102,175.12	0.00	0.00	6,686,707.21	102,179.12	0.00	0.00	10/1/2012	PowerPlant	Regulated	050
12/2012	Corporate	050 Mid-States	009 - WKG Div# 1010	Gas Plan Distribution	Plar	6 38400-House Reg. Install	154,276.38	0.00	0.00	0.00	154,276.38	0.00	0.00	0.00	10/1/2012	PowerPlant	Regulated	050
12/2012	Corporate	050 Mid-States	009 - WKG Div# 1010	Gas Plan Distribution	Plar	6 38500-Ind. Meas. & Reg.	4,936,678.35	0.00	0.00	0.00	4,936,678.35	0.00	0.00	0.00	10/1/2012	PowerPlant	Regulated	050
12/2012	Corporate	050 Mid-States	009 - WKG Div# 1010	Gas Plan General	Plant	7 38900-Lead & Land Right	786,215.80	0.00	0.00	0.00	786,215.80	0.00	0.00	0.00	10/1/2012	PowerPlant	Regulated	050
12/2012	Corporate	050 Mid-States	009 - WKG Div# 1010	Gas Plan General	Plant	7 39000-Structures & Imprc	1,473,908.89	203,245.91	0.00	0.00	1,644,863.79	70,957.11	0.00	0.00	10/1/2012	PowerPlant	Regulated	050
12/2012	Corporate	050 Mid-States	009 - WKG Div# 1010	Gas Plan General	Plant	7 39002-Structures - Brick	176,755.36	0.00	0.00	0.00	176,755.36	0.00	0.00	0.00	10/1/2012	PowerPlant	Regulated	050
12/2012	Corporate	050 Mid-States	009 - WKG Div# 1010	Gas Plan General	Plant	7 39003-Improvements	725,021.86	0.00	0.00	0.00	725,021.86	0.00	0.00	0.00	10/1/2012	PowerPlant	Regulated	050
12/2012	Corporate	050 Mid-States	009 - WKG Div# 1010	Gas Plan General	Plant	7 39004-Air Conditioning Eq	7,461.49	0.00	0.00	0.00	7,461.49	0.00	0.00	0.00	10/1/2012	PowerPlant	Regulated	050
12/2012	Corporate	050 Mid-States	009 - WKG Div# 1010	Gas Plan General	Plant	7 39009-Improv. to Leased	1,279,375.74	0.00	0.00	0.00	1,279,375.74	0.00	0.00	0.00	10/1/2012	PowerPlant	Regulated	050
12/2012	Corporate	050 Mid-States	009 - WKG Div# 1010	Gas Plan General	Plant	7 39100-Office Furniture &	1,418,267.25	0.00	0.00	0.00	1,418,267.25	0.00	0.00	0.00	10/1/2012	PowerPlant	Regulated	050
12/2012	Corporate	050 Mid-States	009 - WKG Div# 1010	Gas Plan General	Plant	7 39103-Office Furn. - Copi	0.00	0.00	0.00	0.00	0.00	0.00	0.00	0.00	10/1/2012	PowerPlant	Regulated	050
12/2012	Corporate	050 Mid-States	009 - WKG Div# 1010	Gas Plan General	Plant	7 39200-Transportation Eq	395,444.28	0.00	0.00	0.00	395,444.28	0.00	0.00	0.00	10/1/2012	PowerPlant	Regulated	050
12/2012	Corporate	050 Mid-States	009 - WKG Div# 1010	Gas Plan General	Plant	7 39201-WKG Trucks	0.00	0.00	0.00	0.00	0.00	0.00	0.00	0.00	10/1/2012	PowerPlant	Regulated	050
12/2012	Corporate	050 Mid-States	009 - WKG Div# 1010	Gas Plan General	Plant	7 39202-WKG Trailers	33,191.91	0.00	0.00	0.00	33,191.91	0.00	0.00	0.00	10/1/2012	PowerPlant	Regulated	050
12/2012	Corporate	050 Mid-States	009 - WKG Div# 1010	Gas Plan General	Plant	7 39400-Tools, Shop, & Ga	2,073,327.28	70,398.60	0.00	0.00	2,073,345.10	17.52	0.00	0.00	10/1/2012	PowerPlant	Regulated	050
12/2012	Corporate	050 Mid-States	009 - WKG Div# 1010	Gas Plan General	Plant	7 39600-Ditchers	53,703.66	0.00	0.00	0.00	53,703.66	0.00	0.00	0.00	10/1/2012	PowerPlant	Regulated	050
12/2012	Corporate	050 Mid-States	009 - WKG Div# 1010	Gas Plan General	Plant	7 39604-Backhoes	62,747.29	0.00	0.00	0.00	62,747.29	0.00	0.00	0.00	10/1/2012	PowerPlant	Regulated	050
12/2012	Corporate	050 Mid-States	009 - WKG Div# 1010	Gas Plan General	Plant	7 39605-Welders	33,235.94	0.00	0.00	0.00	33,235.94	0.00	0.00	0.00	10/1/2012	PowerPlant	Regulated	050
12/2012	Corporate	050 Mid-States	009 - WKG Div# 1010	Gas Plan General	Plant	7 39700-Communication Eq	377,662.90	0.00	(441.02)	0.00	377,221.88	0.00	(441.02)	0.00	10/1/2012	PowerPlant	Regulated	050
12/2012	Corporate	050 Mid-States	009 - WKG Div# 1010	Gas Plan General	Plant	7 39710-Comm. Equip. - Mi	0.00	0.00	0.00	0.00	0.00	0.00	0.00	0.00	10/1/2012	PowerPlant	Regulated	050
12/2012	Corporate	050 Mid-States	009 - WKG Div# 1010	Gas Plan General	Plant	7 39702-Comm. Equip. - Fi	0.00	0.00	0.00	0.00	0.00	0.00	0.00	0.00	10/1/2012	PowerPlant	Regulated	050
12/2012	Corporate	050 Mid-States	009 - WKG Div# 1010	Gas Plan General	Plant	7 39705-Comm. Equip. - Ft	66,315.61	0.00	0.00	0.00	66,315.61	0.00	0.00	0.00	10/1/2012	PowerPlant	Regulated	050
12/2012	Corporate	050 Mid-States	009 - WKG Div# 1010	Gas Plan General	Plant	7 39800-Miscellaneous Eq	3,317,649.43	63,598.28	(213,313.93)	0.00	3,108,172.90	1,637.40	(213,313.93)	0.00	10/1/2012	PowerPlant	Regulated	050
12/2012	Corporate	050 Mid-States	009 - WKG Div# 1010	Gas Plan General	Plant	7 39801-Oil Tang Prop - S	175,990.09	0.00	0.00	0.00	175,990.09	0.00	0.00	0.00	10/1/2012	PowerPlant	Regulated	050
12/2012	Corporate	050 Mid-States	009 - WKG Div# 1010	Gas Plan General	Plant	7 39802-Oil Tang Prop - S	113,472.72	0.00	(12,687.90)	0.00	100,775.12	0.00	(12,687.90)	0.00	10/1/2012	PowerPlant	Regulated	050
12/2012	Corporate	050 Mid-States	009 - WKG Div# 1010	Gas Plan General	Plant	7 39803-Oil Tang Prop - S	511,781.46	0.00	(459,484.83)	0.00	52,296.63	0.00	(459,484.83)	0.00	10/1/2012	PowerPlant	Regulated	050
12/2012	Corporate	050 Mid-States	009 - WKG Div# 1010	Gas Plan General	Plant	7 39804-Oil Tang Prop - P	3,455,427.39	252,198.69	(947,532.20)	0.00	2,507,982.19	0.00	(947,532.20)	0.00	10/1/2012	PowerPlant	Regulated	050
12/2012	Corporate	050 Mid-States	009 - WKG Div# 1010	Gas Plan General	Plant	7 39807-Oil Tang Prop - P	247,331.13	0.00	(233,448.29)	0.00	13,882.84	0.00	(233,448.29)	0.00	10/1/2012	PowerPlant	Regulated	050
12/2012	Corporate	050 Mid-States	009 - WKG Div# 1010	Gas Plan General	Plant	7 39808-Oil Tang Prop - A	411,708.84	0.00	(272,695.67)	0.00	139,014.17	0.00	(272,695.67)	0.00	10/1/2012	PowerPlant	Regulated	050
12/2012	Corporate	050 Mid-States	009 - WKG Div# 1060	Complete Storage	Plant	4 35200-Wells	1,563,990.19	0.00	0.00	0.00	1,563,990.19	0.00	0.00	0.00	10/1/2012	PowerPlant	Regulated	050
12/2012	Corporate	050 Mid-States	009 - WKG Div# 1060	Complete Storage	Plant	4 35400-Compressor Stati	0.00	0.00	0.00	0.00	0.00	0.00	0.00	0.00	10/1/2012	PowerPlant	Regulated	050
12/2012	Corporate	050 Mid-States	009 - WKG Div# 1060	Complete Transmision	Pl	5 36900-Meas. & Reg. Sta.	0.00	0.00	0.00	0.00	0.00	0.00	0.00	0.00	10/1/2012	PowerPlant	Regulated	050
12/2012	Corporate	050 Mid-States	009 - WKG Div# 1060	Complete Land & Land Right	Plant	6 37400-Meas. & Reg. Sta.	145,221.67	0.00	0.00	0.00	146,221.87	0.00	0.00	0.00	10/1/2012	PowerPlant	Regulated	050
12/2012	Corporate	050 Mid-States	009 - WKG Div# 1060	Complete Distribution	Plant	6 37500-Structures & Imprc	0.00	0.00	0.00	0.00	0.00	0.00	0.00	0.00	10/1/2012	PowerPlant	Regulated	050
12/2012	Corporate	050 Mid-States	009 - WKG Div# 1060	Complete Distribution	Plant	6 37600-Mains - Cathodic F	1,410,711.22	53,117.05	0.00	0.00	1,405,704.72	(5,006.50)	0.00	0.00	10/1/2012	PowerPlant	Regulated	050
12/2012	Corporate	050 Mid-States	009 - WKG Div# 1060	Complete Distribution	Plant	6 37601-Mains - Steel	16,944,405.48	8,713,307.24	0.00	0.00	16,954,001.32	9,595.86	0.00	0.00	10/1/2012	PowerPlant	Regulated	050
12/2012	Corporate	050 Mid-States	009 - WKG Div# 1060	Complete Distribution	Plant	6 37602-Mains - Plastic	4,824,918.55	461,906.20	0.00	0.00	4,394,798.79	(440,119.76)	0.00	0.00	10/1/2012	PowerPlant	Regulated	050
12/2012	Corporate	050 Mid-States	009 - WKG Div# 1060	Complete Distribution	Plant	6 37800-Meas. & Reg. Sta.	196,600.26	48,041.47	0.00	0.00	199,761.40	3,151.14	0.00	0.00	10/1/2012	PowerPlant	Regulated	050
12/2012	Corporate	050 Mid-States	009 - WKG Div# 1060	Complete Distribution	Plant	6 37900-Meas. & Reg. - Cit	939,558.54	(50,481.24)	0.00	0.00	932,151.16	(1,405.38)	0.00	0.00	10/1/2012	PowerPlant	Regulated	050
12/2012	Corporate	050 Mid-States	009 - WKG Div# 1060	Complete Distribution	Plant	6 38000-Services	5,480,553.24	269,757.02	0.00	0.00	4,508,601.77	(971,751.77)	0.00	0.00	10/1/2012	PowerPlant	Regulated	050
12/2012	Corporate	050 Mid-States	009 - WKG Div# 1060	Complete Distribution	Plant	6 38100-Meters	3,172,343.02	1,131,898.17	0.00	0.00	3,593,354.38	421,011.46	0.00	0.00	10/1/2012	PowerPlant	Regulated	050
12/2012	Corporate	050 Mid-States	009 - WKG Div# 1060	Complete Distribution	Plant	6 38200-Meter Installations	4,606,135.99	227,592.83	0.00	0.00	4,531,315.50	(74,820.49)	0.00	0.00	10/1/2012	PowerPlant	Regulated	050
12/2012	Corporate	050 Mid-States	009 - WKG Div# 1060	Complete Distribution	Plant	6 38300-House Regulators	392,928.68	5,622.38	0.00	0.00	309,683.16	(83,265.52)	0.00	0.00	10/1/2012	PowerPlant	Regulated	050
12/2012	Corporate	050 Mid-States	009 - WKG Div# 1060	Complete Distribution	Plant	6 38500-Ind. Meas. & Reg.	63,571.67	19,204.42	0.00	0.00	68,100.03	4,528.36	0.00	0.00	10/1/2012	PowerPlant	Regulated	050
12/2012	Corporate	050 Mid-States	009 - WKG Div# 1060	Complete General	Plant	7 39000-Structures & Imprc	22,895.93	(132,466.43)	0.00	0.00	22,895.93	0.00	0.00	0.00	10/1/2012	PowerPlant	Regulated	050
12/2012	Corporate	050 Mid-States	009 - WKG Div# 1060	Complete General	Plant	7 39100-Office Furniture &	35,384.03	0.00	0.00	0.00	35,384.03	0.00	0.00	0.00	10/1/2012	PowerPlant	Regulated	050
12/2012	Corporate	050 Mid-States	009 - WKG Div# 1060	Complete General	Plant	7 39200-Transportation Eq	0.00	0.00	0.00	0.00	0.00	0.00	0.00	0.00	10/1/2012	PowerPlant	Regulated	050
12/2012	Corporate	050 Mid-States	009 - WKG Div# 1060	Complete General	Plant	7 39400-Tools, Shop, & Ga	36,998.78	(70,161.16)	0.00	0.00	36,998.78	0.00	0.00	0.00	10/1/2012	PowerPlant	Regulated	050
12/2012	Corporate	050 Mid-States	009 - WKG Div# 1060	Complete General	Plant	7 39700-Communication Eq	0.00	0.00	0.00	0.00	0.00	0.00	0.00	0.00	10/1/2012	PowerPlant	Regulated	050
12/2012	Corporate	050 Mid-States	009 - WKG Div# 1060	Complete General	Plant	7 39800-Miscellaneous Eq	11,475.82	(81,926.85)	0.00	0.00	11,475.82	0.00	0.00	0.00	10/1/2012	PowerPlant	Regulated	050
12/2012	Corporate	050 Mid-States	009 - WKG Div# 1060	Complete General	Plant	7 39900-Oil Tang Prop - P	0.00	(252,198.69)	0.00	0.00	0.00	0.00	0.00	0.00	10/1/2012	PowerPlant	Regulated	050
06/2012	Corporate	010 Atmos Regi	012 - Call Centre	1010 - Gas Plan General	Plant	7 38900-Land	2,874,239.96	0.00	0.00	0.00	2,874,239.96	0.00	0.00	0.00	10/1/2011	PowerPlant		

month	set_of_books	company	business_segn	description	func_class	fc_sortid	description	beginning_bal	beginning_ytd_additions	ytd_retirements	ytd_trans_adj	ending_balance	curr_additions	curr_retiremen	curr_trans_adj	month-don't us	Source	Reg/Non Reg	BU1
07/2012	Corporate	010 Atmos Regi	012 - Cal	Cente 1010 - Gas Plan General	Plant	7 39010-CKV-Structures &	10,400,517.79	0.00	0.00	0.00	10,400,517.79	0.00	0.00	0.00	0.00	10/1/2011	PowerPlant	Regulated	010
07/2012	Corporate	010 Atmos Regi	012 - Cal	Cente 1010 - Gas Plan General	Plant	7 38100-Office Furniture &	794,387.77	262,464.36	0.00	0.00	794,387.77	0.00	0.00	0.00	0.00	10/1/2011	PowerPlant	Regulated	010
07/2012	Corporate	010 Atmos Regi	012 - Cal	Cente 1010 - Gas Plan General	Plant	7 39700-Communication Et	1,299,980.23	0.00	(24,085,334.88)	0.00	1,299,980.23	0.00	0.00	0.00	0.00	10/1/2011	PowerPlant	Regulated	010
07/2012	Corporate	010 Atmos Regi	012 - Cal	Cente 1010 - Gas Plan General	Plant	7 39710-CKV-Communication	271,621.22	0.00	0.00	0.00	271,621.22	0.00	0.00	0.00	0.00	10/1/2011	PowerPlant	Regulated	010
07/2012	Corporate	010 Atmos Regi	012 - Cal	Cente 1010 - Gas Plan General	Plant	7 39800-Miscellaneous Eqt	2,025.99	1,934.63	(1,915.92)	0.00	2,025.99	0.00	0.00	0.00	0.00	10/1/2011	PowerPlant	Regulated	010
07/2012	Corporate	010 Atmos Regi	012 - Cal	Cente 1010 - Gas Plan General	Plant	7 39900-Other Tangible Pr	0.00	0.00	0.00	0.00	0.00	0.00	0.00	0.00	0.00	10/1/2011	PowerPlant	Regulated	010
07/2012	Corporate	010 Atmos Regi	012 - Cal	Cente 1010 - Gas Plan General	Plant	7 39910-0th Tang Prop - S	4,800,956.08	14,275.00	(7,678,627.71)	0.00	4,800,741.99	(214.09)	0.00	0.00	0.00	10/1/2011	PowerPlant	Regulated	010
07/2012	Corporate	010 Atmos Regi	012 - Cal	Cente 1010 - Gas Plan General	Plant	7 39920-0th Tang Prop - S	2,370,173.63	633,183.58	(5,845,376.30)	0.00	2,370,173.63	0.00	0.00	0.00	0.00	10/1/2011	PowerPlant	Regulated	010
07/2012	Corporate	010 Atmos Regi	012 - Cal	Cente 1010 - Gas Plan General	Plant	7 39930-0th Tang Prop - N	67,943.88	51,006.75	(619,451.00)	0.00	67,943.88	0.00	0.00	0.00	0.00	10/1/2011	PowerPlant	Regulated	010
07/2012	Corporate	010 Atmos Regi	012 - Cal	Cente 1010 - Gas Plan General	Plant	7 39906-0th Tang Prop - P	286,062.49	35,471.47	(2,312,155.75)	13,584.47	286,062.49	0.00	0.00	0.00	0.00	10/1/2011	PowerPlant	Regulated	010
07/2012	Corporate	010 Atmos Regi	012 - Cal	Cente 1010 - Gas Plan General	Plant	7 39907-0th Tang Prop - P	495,832.80	87,621.19	(2,918,743.00)	(240.42)	495,832.80	0.00	0.00	0.00	0.00	10/1/2011	PowerPlant	Regulated	010
07/2012	Corporate	010 Atmos Regi	012 - Cal	Cente 1010 - Gas Plan General	Plant	7 39908-0th Tang Prop - A	90,448,813.81	58,364.55	(2,603,072.12)	0.00	90,448,813.81	0.00	0.00	0.00	0.00	10/1/2011	PowerPlant	Regulated	010
07/2012	Corporate	010 Atmos Regi	012 - Cal	Cente 1010 - Gas Plan General	Plant	7 39910-CKV-Other Tangib	90,340.91	0.00	(199.65)	0.00	90,340.91	0.00	0.00	0.00	0.00	10/1/2011	PowerPlant	Regulated	010
07/2012	Corporate	010 Atmos Regi	012 - Cal	Cente 1010 - Gas Plan General	Plant	7 39916-CKV-0th Tang Prc	194,015.41	0.00	0.00	0.00	194,015.41	0.00	0.00	0.00	0.00	10/1/2011	PowerPlant	Regulated	010
07/2012	Corporate	010 Atmos Regi	012 - Cal	Cente 1010 - Gas Plan General	Plant	7 39917-CKV-0th Tang Prc	90,540.56	0.00	0.00	0.00	90,540.56	0.00	0.00	0.00	0.00	10/1/2011	PowerPlant	Regulated	010
07/2012	Corporate	010 Atmos Regi	012 - Cal	Cente 1010 - Gas Plan General	Plant	7 39924-0th Tang Prop - G	23,172,325.96	0.00	0.00	0.00	23,172,325.96	0.00	0.00	0.00	0.00	10/1/2011	PowerPlant	Regulated	010
07/2012	Corporate	010 Atmos Regi	012 - Cal	Cente 1090 - Complete General	Plant	7 39000-Structures & Impr	11,782,031.59	(85,104.83)	0.00	0.00	11,782,031.59	0.00	0.00	0.00	0.00	10/1/2011	PowerPlant	Regulated	010
07/2012	Corporate	010 Atmos Regi	012 - Cal	Cente 1090 - Complete General	Plant	7 39100-Office Furniture &	348,751.78	(174,158.72)	0.00	0.00	348,751.78	0.00	0.00	0.00	0.00	10/1/2011	PowerPlant	Regulated	010
07/2012	Corporate	010 Atmos Regi	012 - Cal	Cente 1090 - Complete General	Plant	7 39700-Communication Et	764,100.05	5,673.92	0.00	0.00	764,100.05	0.00	0.00	0.00	0.00	10/1/2011	PowerPlant	Regulated	010
07/2012	Corporate	010 Atmos Regi	012 - Cal	Cente 1090 - Complete General	Plant	7 39800-Miscellaneous Eqt	2,888.38	(4,637.08)	0.00	0.00	2,888.38	0.00	0.00	0.00	0.00	10/1/2011	PowerPlant	Regulated	010
07/2012	Corporate	010 Atmos Regi	012 - Cal	Cente 1090 - Complete General	Plant	7 39910-0th Tang Prop - S	582,830.36	35.73	0.00	0.00	582,830.36	0.00	0.00	0.00	0.00	10/1/2011	PowerPlant	Regulated	010
07/2012	Corporate	010 Atmos Regi	012 - Cal	Cente 1090 - Complete General	Plant	7 39903-0th Tang Prop - N	276,680.94	0.00	0.00	0.00	276,680.94	0.00	0.00	0.00	0.00	10/1/2011	PowerPlant	Regulated	010
07/2012	Corporate	010 Atmos Regi	012 - Cal	Cente 1090 - Complete General	Plant	7 39905-0th Tang Prop - P	0.00	0.00	0.00	0.00	0.00	0.00	0.00	0.00	0.00	10/1/2011	PowerPlant	Regulated	010
07/2012	Corporate	010 Atmos Regi	012 - Cal	Cente 1090 - Complete General	Plant	7 39907-0th Tang Prop - P	0.00	0.00	0.00	0.00	0.00	0.00	0.00	0.00	0.00	10/1/2011	PowerPlant	Regulated	010
07/2012	Corporate	010 Atmos Regi	012 - Cal	Cente 1090 - Complete General	Plant	7 39908-0th Tang Prop - A	602,686.22	(21,876.79)	0.00	0.00	602,686.22	0.00	0.00	0.00	0.00	10/1/2011	PowerPlant	Regulated	010
08/2012	Corporate	010 Atmos Regi	012 - Cal	Cente 1010 - Gas Plan General	Plant	7 38900-Land	2,874,239.86	0.00	0.00	0.00	2,874,239.86	0.00	0.00	0.00	0.00	10/1/2011	PowerPlant	Regulated	010
08/2012	Corporate	010 Atmos Regi	012 - Cal	Cente 1010 - Gas Plan General	Plant	7 38910-CKV-Land & Land	1,887,122.88	0.00	0.00	0.00	1,887,122.88	0.00	0.00	0.00	0.00	10/1/2011	PowerPlant	Regulated	010
08/2012	Corporate	010 Atmos Regi	012 - Cal	Cente 1010 - Gas Plan General	Plant	7 39000-Structures & Impr	1,398,073.81	97,123.13	0.00	0.00	1,398,073.81	0.00	0.00	0.00	0.00	10/1/2011	PowerPlant	Regulated	010
08/2012	Corporate	010 Atmos Regi	012 - Cal	Cente 1010 - Gas Plan General	Plant	7 39009-Improv. In Leased	4,418,390.38	0.00	(19,074.13)	0.00	4,418,390.38	0.00	0.00	0.00	0.00	10/1/2011	PowerPlant	Regulated	010
08/2012	Corporate	010 Atmos Regi	012 - Cal	Cente 1010 - Gas Plan General	Plant	7 39010-CKV-Structures &	10,400,517.79	0.00	0.00	0.00	10,400,517.79	0.00	0.00	0.00	0.00	10/1/2011	PowerPlant	Regulated	010
08/2012	Corporate	010 Atmos Regi	012 - Cal	Cente 1010 - Gas Plan General	Plant	7 39100-Office Furniture &	794,387.77	262,464.36	0.00	0.00	794,387.77	0.00	0.00	0.00	0.00	10/1/2011	PowerPlant	Regulated	010
08/2012	Corporate	010 Atmos Regi	012 - Cal	Cente 1010 - Gas Plan General	Plant	7 39700-Communication Et	1,299,980.23	0.00	(24,085,334.88)	0.00	1,299,980.23	0.00	0.00	0.00	0.00	10/1/2011	PowerPlant	Regulated	010
08/2012	Corporate	010 Atmos Regi	012 - Cal	Cente 1010 - Gas Plan General	Plant	7 39710-CKV-Communication	271,621.22	0.00	0.00	0.00	271,621.22	0.00	0.00	0.00	0.00	10/1/2011	PowerPlant	Regulated	010
08/2012	Corporate	010 Atmos Regi	012 - Cal	Cente 1010 - Gas Plan General	Plant	7 39800-Miscellaneous Eqt	2,025.99	1,934.63	(1,915.92)	0.00	2,025.99	0.00	0.00	0.00	0.00	10/1/2011	PowerPlant	Regulated	010
08/2012	Corporate	010 Atmos Regi	012 - Cal	Cente 1010 - Gas Plan General	Plant	7 39900-Other Tangible Pr	0.00	0.00	0.00	0.00	0.00	0.00	0.00	0.00	0.00	10/1/2011	PowerPlant	Regulated	010
08/2012	Corporate	010 Atmos Regi	012 - Cal	Cente 1010 - Gas Plan General	Plant	7 39901-0th Tang Prop - S	4,800,741.99	14,275.00	(7,678,627.71)	0.00	4,800,741.99	0.00	0.00	0.00	0.00	10/1/2011	PowerPlant	Regulated	010
08/2012	Corporate	010 Atmos Regi	012 - Cal	Cente 1010 - Gas Plan General	Plant	7 39902-0th Tang Prop - S	2,370,173.63	633,183.58	(5,845,376.30)	0.00	2,370,173.63	0.00	0.00	0.00	0.00	10/1/2011	PowerPlant	Regulated	010
08/2012	Corporate	010 Atmos Regi	012 - Cal	Cente 1010 - Gas Plan General	Plant	7 39903-0th Tang Prop - N	67,943.88	51,006.75	(619,451.00)	0.00	67,943.88	0.00	0.00	0.00	0.00	10/1/2011	PowerPlant	Regulated	010
08/2012	Corporate	010 Atmos Regi	012 - Cal	Cente 1010 - Gas Plan General	Plant	7 39906-0th Tang Prop - P	286,062.49	37,027.80	(2,312,155.75)	13,584.47	287,618.82	1,655.33	0.00	0.00	0.00	10/1/2011	PowerPlant	Regulated	010
08/2012	Corporate	010 Atmos Regi	012 - Cal	Cente 1010 - Gas Plan General	Plant	7 39907-0th Tang Prop - P	495,832.80	87,621.19	(2,918,743.00)	(240.42)	495,832.80	0.00	0.00	0.00	0.00	10/1/2011	PowerPlant	Regulated	010
08/2012	Corporate	010 Atmos Regi	012 - Cal	Cente 1010 - Gas Plan General	Plant	7 39908-0th Tang Prop - A	90,448,813.81	58,364.55	(2,603,072.12)	0.00	90,448,813.81	0.00	0.00	0.00	0.00	10/1/2011	PowerPlant	Regulated	010
08/2012	Corporate	010 Atmos Regi	012 - Cal	Cente 1010 - Gas Plan General	Plant	7 39910-CKV-Other Tangib	90,340.91	0.00	(199.65)	0.00	90,340.91	0.00	0.00	0.00	0.00	10/1/2011	PowerPlant	Regulated	010
08/2012	Corporate	010 Atmos Regi	012 - Cal	Cente 1010 - Gas Plan General	Plant	7 39916-CKV-0th Tang Prc	194,015.41	0.00	0.00	0.00	194,015.41	0.00	0.00	0.00	0.00	10/1/2011	PowerPlant	Regulated	010
08/2012	Corporate	010 Atmos Regi	012 - Cal	Cente 1010 - Gas Plan General	Plant	7 39917-CKV-0th Tang Prc	90,540.56	0.00	0.00	0.00	90,540.56	0.00	0.00	0.00	0.00	10/1/2011	PowerPlant	Regulated	010
08/2012	Corporate	010 Atmos Regi	012 - Cal	Cente 1010 - Gas Plan General	Plant	7 39924-0th Tang Prop - G	23,172,325.96	0.00	0.00	0.00	23,172,325.96	0.00	0.00	0.00	0.00	10/1/2011	PowerPlant	Regulated	010
08/2012	Corporate	010 Atmos Regi	012 - Cal	Cente 1090 - Complete General	Plant	7 39000-Structures & Impr	11,782,031.59	(85,104.83)	0.00	0.00	11,782,031.59	0.00	0.00	0.00	0.00	10/1/2011	PowerPlant	Regulated	010
08/2012	Corporate	010 Atmos Regi	012 - Cal	Cente 1090 - Complete General	Plant	7 39100-Office Furniture &	348,751.78	(174,158.72)	0.00	0.00	348,751.78	0.00	0.00	0.00	0.00	10/1/2011	PowerPlant	Regulated	010
08/2012	Corporate	010 Atmos Regi	012 - Cal	Cente 1090 - Complete General	Plant	7 39700-Communication Et	764,100.05	5,673.92	0.00	0.00	764,100.05	0.00	0.00	0.00	0.00	10/1/2011	PowerPlant	Regulated	010
08/2012	Corporate	010 Atmos Regi	012 - Cal	Cente 1090 - Complete General	Plant	7 39800-Miscellaneous Eqt	2,888.38	(4,637.08)	0.00	0.00	2,888.38	0.00	0.00	0.00	0.00	10/1/2011	PowerPlant	Regulated	010
08/2012	Corporate	010 Atmos Regi	012 - Cal	Cente 1090 - Complete General	Plant	7 39910-0th Tang Prop - S	582,830.36	35.73	0.00	0.00	582,830.36	0.00	0.00	0.00	0.00	10/1/2011	PowerPlant	Regulated	010

month	set_of_books	company	business_segn	description	func_class	fc_sordfd	description	beginning_balanc_ytd_additions	ytd_retirements	ytd_trans_adj	ending_balance	curr_additions	curr_retiremen	curr_trans_adj	month-don't us	Source	Reg/Non Reg	BU1	
12/2012	Corporate	010	Atmos Regl 012	Call Cente 1060 - Complet	General Plant	7	39907-Oth Tang Prop - P	0.00	0.00	0.00	0.00	0.00	0.00	0.00	10/1/2012	PowerPlant	Regulated	010	
12/2012	Corporate	010	Atmos Regl 012	Call Cente 1060 - Complet	General Plant	7	39908-Oth Tang Prop - A	623,572.75	0.00	0.00	0.00	602,686.22	(20,886.53)	0.00	0.00	10/1/2012	PowerPlant	Regulated	010
06/2012	Corporate	050	Mid-States 1088	Central Rl 1010 - Gas Plan	General Plant	7	39100-Office Furniture &	0.00	0.00	0.00	0.00	0.00	0.00	0.00	10/1/2011	PowerPlant	Regulated	050	
06/2012	Corporate	050	Mid-States 1088	Central Rl 1010 - Gas Plan	General Plant	7	39200-Transportation Eq	0.00	0.00	0.00	0.00	0.00	0.00	0.00	10/1/2011	PowerPlant	Regulated	050	
06/2012	Corporate	050	Mid-States 1088	Central Rl 1010 - Gas Plan	General Plant	7	39400-Tools, Shop, & Ga	0.00	0.00	0.00	0.00	0.00	0.00	0.00	10/1/2011	PowerPlant	Regulated	050	
06/2012	Corporate	050	Mid-States 1088	Central Rl 1010 - Gas Plan	General Plant	7	39600-Power Operated E	0.00	0.00	0.00	0.00	0.00	0.00	0.00	10/1/2011	PowerPlant	Regulated	050	
06/2012	Corporate	050	Mid-States 1088	Central Rl 1010 - Gas Plan	General Plant	7	39700-Communication Eq	0.00	0.00	0.00	0.00	0.00	0.00	0.00	10/1/2011	PowerPlant	Regulated	050	
06/2012	Corporate	050	Mid-States 1088	Central Rl 1010 - Gas Plan	General Plant	7	39800-Oth Tang Prop - P	0.00	0.00	0.00	0.00	0.00	0.00	0.00	10/1/2011	PowerPlant	Regulated	050	
06/2012	Corporate	050	Mid-States 1088	Central Rl 1010 - Gas Plan	General Plant	7	39907-Oth Tang Prop - P	0.00	0.00	0.00	0.00	0.00	0.00	0.00	10/1/2011	PowerPlant	Regulated	050	
06/2012	Corporate	050	Mid-States 1090	Eastern Rl 1010 - Gas Plan	General Plant	7	39100-Office Furniture &	0.00	0.00	0.00	0.00	0.00	0.00	0.00	10/1/2011	PowerPlant	Regulated	050	
06/2012	Corporate	050	Mid-States 1090	Eastern Rl 1010 - Gas Plan	General Plant	7	39700-Communication Eq	0.00	0.00	0.00	0.00	0.00	0.00	0.00	10/1/2011	PowerPlant	Regulated	050	
06/2012	Corporate	050	Mid-States 1090	Eastern Rl 1010 - Gas Plan	General Plant	7	39800-Miscellaneous Eq	0.00	0.00	0.00	0.00	0.00	0.00	0.00	10/1/2011	PowerPlant	Regulated	050	
06/2012	Corporate	050	Mid-States 1090	Eastern Rl 1010 - Gas Plan	General Plant	7	39906-Oth Tang Prop - P	0.00	0.00	0.00	0.00	0.00	0.00	0.00	10/1/2011	PowerPlant	Regulated	050	
06/2012	Corporate	050	Mid-States 1091	Brentwood 1010 - Gas Plan	Intangible Plant	1	30100-Organization	185,309.27	0.00	0.00	0.00	185,309.27	0.00	0.00	0.00	10/1/2011	PowerPlant	Regulated	050
06/2012	Corporate	050	Mid-States 1091	Brentwood 1010 - Gas Plan	Intangible Plant	1	30300-Misc. Intangible Pl	1,109,551.68	0.00	0.00	0.00	1,109,551.68	0.00	0.00	0.00	10/1/2011	PowerPlant	Regulated	050
06/2012	Corporate	050	Mid-States 1091	Brentwood 1010 - Gas Plan	Distribution Plant	6	37601-Mains - Steel	0.00	0.00	0.00	0.00	0.00	0.00	0.00	0.00	10/1/2011	PowerPlant	Regulated	050
06/2012	Corporate	050	Mid-States 1091	Brentwood 1010 - Gas Plan	General Plant	7	39001-Structures - Frame	179,336.52	0.00	0.00	0.00	179,336.52	0.00	0.00	0.00	10/1/2011	PowerPlant	Regulated	050
06/2012	Corporate	050	Mid-States 1091	Brentwood 1010 - Gas Plan	General Plant	7	39004-Air Conditioning Eq	5,771.00	0.00	0.00	0.00	5,771.00	0.00	0.00	0.00	10/1/2011	PowerPlant	Regulated	050
06/2012	Corporate	050	Mid-States 1091	Brentwood 1010 - Gas Plan	General Plant	7	39009-Improv. to Leased	36,834.00	0.00	0.00	0.00	36,834.00	0.00	0.00	0.00	10/1/2011	PowerPlant	Regulated	050
06/2012	Corporate	050	Mid-States 1091	Brentwood 1010 - Gas Plan	General Plant	7	39100-Office Furniture &	63,449.84	0.00	0.00	0.00	63,449.84	0.00	0.00	0.00	10/1/2011	PowerPlant	Regulated	050
06/2012	Corporate	050	Mid-States 1091	Brentwood 1010 - Gas Plan	General Plant	7	39200-Transportation Eq	4,109.69	0.00	0.00	0.00	4,109.69	0.00	0.00	0.00	10/1/2011	PowerPlant	Regulated	050
06/2012	Corporate	050	Mid-States 1091	Brentwood 1010 - Gas Plan	General Plant	7	39300-Stores Equipment	4,161.06	0.00	0.00	0.00	4,161.06	0.00	0.00	0.00	10/1/2011	PowerPlant	Regulated	050
06/2012	Corporate	050	Mid-States 1091	Brentwood 1010 - Gas Plan	General Plant	7	39400-Tools, Shop, & Ga	142,558.63	0.00	0.00	0.00	142,558.63	0.00	0.00	0.00	10/1/2011	PowerPlant	Regulated	050
06/2012	Corporate	050	Mid-States 1091	Brentwood 1010 - Gas Plan	General Plant	7	39600-Power Operated E	19,534.24	0.00	0.00	0.00	19,534.24	0.00	0.00	0.00	10/1/2011	PowerPlant	Regulated	050
06/2012	Corporate	050	Mid-States 1091	Brentwood 1010 - Gas Plan	General Plant	7	39700-Communication Eq	317,544.81	0.00	(3,241.01)	0.00	317,544.81	0.00	0.00	0.00	10/1/2011	PowerPlant	Regulated	050
06/2012	Corporate	050	Mid-States 1091	Brentwood 1010 - Gas Plan	General Plant	7	39800-Miscellaneous Eq	573,322.76	0.00	0.00	(34,387.20)	573,322.76	0.00	0.00	0.00	10/1/2011	PowerPlant	Regulated	050
06/2012	Corporate	050	Mid-States 1091	Brentwood 1010 - Gas Plan	General Plant	7	39900-Other Tangible Prt	76,993.22	0.00	0.00	0.00	76,993.22	0.00	0.00	0.00	10/1/2011	PowerPlant	Regulated	050
06/2012	Corporate	050	Mid-States 1091	Brentwood 1010 - Gas Plan	General Plant	7	39901-Oth Tang Prop - S	344,193.54	0.00	0.00	0.00	344,193.54	0.00	0.00	0.00	10/1/2011	PowerPlant	Regulated	050
06/2012	Corporate	050	Mid-States 1091	Brentwood 1010 - Gas Plan	General Plant	7	39902-Oth Tang Prop - P	8,273.14	0.00	0.00	0.00	8,273.14	0.00	0.00	0.00	10/1/2011	PowerPlant	Regulated	050
06/2012	Corporate	050	Mid-States 1091	Brentwood 1010 - Gas Plan	General Plant	7	39903-Oth Tang Prop - N	251,696.15	27,746.95	0.00	(3,609.62)	251,696.15	0.00	0.00	0.00	10/1/2011	PowerPlant	Regulated	050
06/2012	Corporate	050	Mid-States 1091	Brentwood 1010 - Gas Plan	General Plant	7	39906-Oth Tang Prop - P	1,112,423.28	71,442.15	(3,062.70)	(312,663.94)	1,111,896.19	(527.09)	0.00	0.00	10/1/2011	PowerPlant	Regulated	050
06/2012	Corporate	050	Mid-States 1091	Brentwood 1010 - Gas Plan	General Plant	7	39907-Oth Tang Prop - P	128,631.48	0.00	0.00	0.00	128,631.48	0.00	0.00	0.00	10/1/2011	PowerPlant	Regulated	050
06/2012	Corporate	050	Mid-States 1091	Brentwood 1010 - Gas Plan	General Plant	7	39908-Oth Tang Prop - A	739,110.68	0.00	0.00	0.00	739,110.68	0.00	0.00	0.00	10/1/2011	PowerPlant	Regulated	050
06/2012	Corporate	050	Mid-States 1091	Brentwood 1060 - Complet	Distribution Plant	6	37601-Mains - Steel	0.00	0.00	0.00	0.00	0.00	0.00	0.00	0.00	10/1/2011	PowerPlant	Regulated	050
06/2012	Corporate	050	Mid-States 1091	Brentwood 1060 - Complet	General Plant	7	39400-Tools, Shop, & Ga	0.00	0.00	0.00	0.00	0.00	0.00	0.00	0.00	10/1/2011	PowerPlant	Regulated	050
06/2012	Corporate	050	Mid-States 1091	Brentwood 1060 - Complet	General Plant	7	39800-Miscellaneous Eq	252,372.18	0.00	0.00	0.00	252,372.18	0.00	0.00	0.00	10/1/2011	PowerPlant	Regulated	050
06/2012	Corporate	050	Mid-States 1091	Brentwood 1060 - Complet	General Plant	7	39901-Oth Tang Prop - S	0.00	0.00	0.00	0.00	0.00	0.00	0.00	0.00	10/1/2011	PowerPlant	Regulated	050
06/2012	Corporate	050	Mid-States 1091	Brentwood 1060 - Complet	General Plant	7	39903-Oth Tang Prop - N	0.00	(24,136.33)	0.00	0.00	0.00	0.00	0.00	0.00	10/1/2011	PowerPlant	Regulated	050
06/2012	Corporate	050	Mid-States 1091	Brentwood 1060 - Complet	General Plant	7	39906-Oth Tang Prop - P	0.00	(48,928.73)	0.00	0.00	0.00	0.00	0.00	0.00	10/1/2011	PowerPlant	Regulated	050
06/2012	Corporate	050	Mid-States 1091	Brentwood 1060 - Complet	General Plant	7	39908-Oth Tang Prop - A	0.00	0.00	0.00	0.00	0.00	0.00	0.00	0.00	10/1/2011	PowerPlant	Regulated	050
07/2012	Corporate	050	Mid-States 1088	Central Rl 1010 - Gas Plan	General Plant	7	39100-Office Furniture &	0.00	0.00	0.00	0.00	0.00	0.00	0.00	0.00	10/1/2011	PowerPlant	Regulated	050
07/2012	Corporate	050	Mid-States 1088	Central Rl 1010 - Gas Plan	General Plant	7	39200-Transportation Eq	0.00	0.00	0.00	0.00	0.00	0.00	0.00	0.00	10/1/2011	PowerPlant	Regulated	050
07/2012	Corporate	050	Mid-States 1088	Central Rl 1010 - Gas Plan	General Plant	7	39400-Tools, Shop, & Ga	0.00	0.00	0.00	0.00	0.00	0.00	0.00	0.00	10/1/2011	PowerPlant	Regulated	050
07/2012	Corporate	050	Mid-States 1088	Central Rl 1010 - Gas Plan	General Plant	7	39600-Power Operated E	0.00	0.00	0.00	0.00	0.00	0.00	0.00	0.00	10/1/2011	PowerPlant	Regulated	050
07/2012	Corporate	050	Mid-States 1088	Central Rl 1010 - Gas Plan	General Plant	7	39700-Communication Eq	0.00	0.00	0.00	0.00	0.00	0.00	0.00	0.00	10/1/2011	PowerPlant	Regulated	050
07/2012	Corporate	050	Mid-States 1088	Central Rl 1010 - Gas Plan	General Plant	7	39800-Oth Tang Prop - P	0.00	0.00	0.00	0.00	0.00	0.00	0.00	0.00	10/1/2011	PowerPlant	Regulated	050
07/2012	Corporate	050	Mid-States 1088	Central Rl 1010 - Gas Plan	General Plant	7	39907-Oth Tang Prop - P	0.00	0.00	0.00	0.00	0.00	0.00	0.00	0.00	10/1/2011	PowerPlant	Regulated	050
07/2012	Corporate	050	Mid-States 1090	Eastern Rl 1010 - Gas Plan	General Plant	7	39100-Office Furniture &	0.00	0.00	0.00	0.00	0.00	0.00	0.00	0.00	10/1/2011	PowerPlant	Regulated	050
07/2012	Corporate	050	Mid-States 1090	Eastern Rl 1010 - Gas Plan	General Plant	7	39700-Communication Eq	0.00	0.00	0.00	0.00	0.00	0.00	0.00	0.00	10/1/2011	PowerPlant	Regulated	050
07/2012	Corporate	050	Mid-States 1090	Eastern Rl 1010 - Gas Plan	General Plant	7	39800-Miscellaneous Eq	0.00	0.00	0.00	0.00	0.00	0.00	0.00	0.00	10/1/2011	PowerPlant	Regulated	050
07/2012	Corporate	050	Mid-States 1090	Eastern Rl 1010 - Gas Plan	General Plant	7	39906-Oth Tang Prop - P	0.00	0.00	0.00	0.00	0.00	0.00	0.00	0.00	10/1/2011	PowerPlant	Regulated	050
07/2012	Corporate	050	Mid-States 1091	Brentwood 1010 - Gas Plan	Intangible Plant	1	30100-Organization	185,309.27	0.00	0.00	0.00	185,309.27	0.00	0.00	0.00	10/1/2011	PowerPlant	Regulated	050
07/2012	Corporate	050	Mid-States 1091	Brentwood 1010 - Gas Plan	Intangible Plant	1	30300-Misc. Intangible Pl	1,109,551.68	0.00	0.00	0.00	1,109,551.68	0.00	0.00	0.00	10/1/2011	PowerPlant	Regulated	050
07/2012	Corporate	050	Mid-States 1091	Brentwood 1010 - Gas Plan	Distribution Plant	6	37601-Mains - Steel	0.00	0.00	0.00	0.00	0.00	0.00	0.00	0.00	10/1/2011	PowerPlant	Regulated	050
07/2012	Corporate	050	Mid-States 1091	Brentwood 1010 - Gas Plan	General Plant	7	39001-Structures - Frame	179,336.52	0.00	0.00	0.00	179,336.52	0.00	0.00	0.00	10/1/2011	PowerPlant	Regulated	050
07/2012	Corporate	050	Mid-States 1091	Brentwood 1010 - Gas Plan	General Plant	7	39004-Air Conditioning Eq	5,771.00	0.00	0.00	0.00	5,771.00	0.00	0.00	0.00	10/1/2011	PowerPlant	Regulated	050
07/2012	Corporate	050	Mid-States 1091	Brentwood 1010 - Gas Plan	General Plant	7	39009-Improv. to Leased	36,834.00	0.00	0.00	0.00	36,834.00	0.00	0.00	0.00	10/1/2011	PowerPlant	Regulated	050
07/2012	Corporate	050	Mid-States 1091	Brentwood 1010 - Gas Plan	General Plant	7	39100-Office Furniture &	63,449.84	0.00	0.00	0.00	63,449.84	0.00	0.00	0.00	10/1/2011	PowerPlant	Regulated	050
07/2012	Corporate	050	Mid-States 1091	Brentwood 1010 - Gas Plan	General Plant	7	39200-Transportation Eq	4,109.69	0.00	0.00	0.00	4,109.69	0.00	0.00	0.00	10/1/2011	PowerPlant	Regulated	050
07/2012	Corporate	050	Mid-States 1091	Brentwood 1010 - Gas Plan	General Plant	7	39300-Stores Equipment	4,161.06	0.00	0.00	0.00	4,161.06	0.00	0.00	0.00	10/1/2011	PowerPlant	Regulated	050
07/2012	Corporate	050	Mid-States 1091	Brentwood 1010 - Gas Plan	General Plant	7													

month	set_of_books	company	business_seg	description	func_class	fc_sord	description	beginning_balanc_ytd_additions	ytd_retirements	ytd_trans_adj	ending_balance	curr_additions	curr_retiremen	curr_trans_adj	month-don't us	Source	Reg/Non Reg	BU1
01/2013	Corporate	010 Atmos Regi:002	Dallas Atr	1010 - Gas Plan General	Plant	7	39400-Tools, Shop, & Ga	134,556.50	0.00	0.00	134,556.50	0.00	0.00	0.00	10/1/2012	PowerPlant	Regulated	010
01/2013	Corporate	010 Atmos Regi:002	Dallas Atr	1010 - Gas Plan General	Plant	7	39500-Laboratory Equipm	23,632.07	0.00	0.00	23,632.07	0.00	0.00	0.00	10/1/2012	PowerPlant	Regulated	010
01/2013	Corporate	010 Atmos Regi:002	Dallas Atr	1010 - Gas Plan General	Plant	7	39700-Communication Eqt	2,446,692.24	6,824.34	0.00	2,448,246.58	0.00	0.00	0.00	10/1/2012	PowerPlant	Regulated	010
01/2013	Corporate	010 Atmos Regi:002	Dallas Atr	1010 - Gas Plan General	Plant	7	39800-Miscellaneous Eqt	368,169.07	0.00	0.00	368,169.07	0.00	0.00	0.00	10/1/2012	PowerPlant	Regulated	010
01/2013	Corporate	010 Atmos Regi:002	Dallas Atr	1010 - Gas Plan General	Plant	7	39900-Other Tangible Prp	152,267.97	0.00	0.00	152,267.97	0.00	0.00	0.00	10/1/2012	PowerPlant	Regulated	010
01/2013	Corporate	010 Atmos Regi:002	Dallas Atr	1010 - Gas Plan General	Plant	7	39901-Oth Tang Prop - S	22,120,475.92	267,041.04	0.00	22,126,436.91	5,963.99	0.00	0.00	10/1/2012	PowerPlant	Regulated	010
01/2013	Corporate	010 Atmos Regi:002	Dallas Atr	1010 - Gas Plan General	Plant	7	39902-Oth Tang Prop - S	13,292,574.81	301,684.72	0.00	13,292,574.81	(180.91)	0.00	0.00	10/1/2012	PowerPlant	Regulated	010
01/2013	Corporate	010 Atmos Regi:002	Dallas Atr	1010 - Gas Plan General	Plant	7	39903-Oth Tang Prop - N	3,497,128.53	14,688.77	(96,187.99)	3,497,128.53	0.00	0.00	0.00	10/1/2012	PowerPlant	Regulated	010
01/2013	Corporate	010 Atmos Regi:002	Dallas Atr	1010 - Gas Plan General	Plant	7	39906-Oth Tang Prop - P	2,924,591.63	261,728.66	(215,892.31)	2,924,591.63	(57.71)	0.00	0.00	10/1/2012	PowerPlant	Regulated	010
01/2013	Corporate	010 Atmos Regi:002	Dallas Atr	1010 - Gas Plan General	Plant	7	39907-Oth Tang Prop - P	1,587,307.78	91,372.29	(361,597.48)	1,587,307.78	(2.03)	0.00	0.00	10/1/2012	PowerPlant	Regulated	010
01/2013	Corporate	010 Atmos Regi:002	Dallas Atr	1010 - Gas Plan General	Plant	7	39908-Oth Tang Prop - A	92,307,659.30	6,719,466.86	(30,794.14)	92,556,472.26	257,812.96	0.00	0.00	10/1/2012	PowerPlant	Regulated	010
01/2013	Corporate	010 Atmos Regi:002	Dallas Atr	1010 - Gas Plan General	Plant	7	39909-Oth Tang Prop - M	2,514,618.97	0.00	0.00	2,514,618.97	0.00	0.00	0.00	10/1/2012	PowerPlant	Regulated	010
01/2013	Corporate	010 Atmos Regi:002	Dallas Atr	1050 - Complet General	Plant	7	39400-Tools, Shop, & Ga	77,656.01	0.00	0.00	77,656.01	0.00	0.00	0.00	10/1/2012	PowerPlant	Regulated	010
01/2013	Corporate	010 Atmos Regi:002	Dallas Atr	1050 - Complet General	Plant	7	39901-Oth Tang Prop - S	3,987,339.56	0.00	0.00	3,987,339.56	0.00	0.00	0.00	10/1/2012	PowerPlant	Regulated	010
01/2013	Corporate	010 Atmos Regi:002	Dallas Atr	1050 - Complet General	Plant	7	39902-Oth Tang Prop - N	1,151,593.25	54,665.56	0.00	1,151,593.25	0.00	0.00	0.00	10/1/2012	PowerPlant	Regulated	010
01/2013	Corporate	010 Atmos Regi:002	Dallas Atr	1050 - Complet General	Plant	7	39906-Oth Tang Prop - N	298,430.96	0.00	0.00	298,430.96	0.00	0.00	0.00	10/1/2012	PowerPlant	Regulated	010
01/2013	Corporate	010 Atmos Regi:002	Dallas Atr	1050 - Complet General	Plant	7	39907-Oth Tang Prop - P	16,558.10	15,573.05	0.00	16,558.10	0.00	0.00	0.00	10/1/2012	PowerPlant	Regulated	010
01/2013	Corporate	010 Atmos Regi:002	Dallas Atr	1050 - Complet General	Plant	7	39908-Oth Tang Prop - P	10,508.72	289.54	0.00	10,508.72	0.00	0.00	0.00	10/1/2012	PowerPlant	Regulated	010
01/2013	Corporate	010 Atmos Regi:002	Dallas Atr	1050 - Complet General	Plant	7	39909-Oth Tang Prop - A	22,527.07	0.00	0.00	22,527.07	0.00	0.00	0.00	10/1/2012	PowerPlant	Regulated	010
01/2013	Corporate	040 Kentucky D:009	WKG Divi	1010 - Gas Plan Distribution	Plant	6	CWIP	(5,822,732.74)	0.00	0.00	(5,822,732.74)	0.00	0.00	0.00	10/1/2012	General Ledger	Regulated	010
01/2013	Corporate	040 Kentucky D:009	WKG Divi	1010 - Gas Plan Distribution	Plant	6	38000-Services	(25.68)	0.00	0.00	(25.68)	0.00	0.00	0.00	10/1/2012	PowerPlant	Regulated	040
01/2013	Corporate	040 Kentucky D:009	WKG Divi	1010 - Gas Plan Distribution	Plant	6	38200-Meter Installations	25.68	0.00	0.00	25.68	0.00	0.00	0.00	10/1/2012	PowerPlant	Regulated	040
01/2013	Corporate	050 Mid-States	009 - WKG Divi	1010 - Gas Plan Intangible	Plant	1	30100-Organization	8,329.72	0.00	0.00	8,329.72	0.00	0.00	0.00	10/1/2012	PowerPlant	Regulated	050
01/2013	Corporate	050 Mid-States	009 - WKG Divi	1010 - Gas Plan Intangible	Plant	1	30200-Franchises & Cons	119,852.89	0.00	0.00	119,852.89	0.00	0.00	0.00	10/1/2012	PowerPlant	Regulated	050
01/2013	Corporate	050 Mid-States	009 - WKG Divi	1010 - Gas Plan Production & Ge	Plant	3	33520-Producing Leaseh	2,352.50	0.00	0.00	2,352.50	0.00	0.00	0.00	10/1/2012	PowerPlant	Regulated	050
01/2013	Corporate	050 Mid-States	009 - WKG Divi	1010 - Gas Plan Production & Ge	Plant	3	32540-Rights-of-Way	83,422.32	0.00	0.00	83,422.32	0.00	0.00	0.00	10/1/2012	PowerPlant	Regulated	050
01/2013	Corporate	050 Mid-States	009 - WKG Divi	1010 - Gas Plan Production & Ge	Plant	3	33100-Production Gas W	3,482.47	0.00	0.00	3,482.47	0.00	0.00	0.00	10/1/2012	PowerPlant	Regulated	050
01/2013	Corporate	050 Mid-States	009 - WKG Divi	1010 - Gas Plan Production & Ge	Plant	3	33221-Field Lines	47,162.67	0.00	0.00	47,162.67	0.00	0.00	0.00	10/1/2012	PowerPlant	Regulated	050
01/2013	Corporate	050 Mid-States	009 - WKG Divi	1010 - Gas Plan Production & Ge	Plant	3	33232-Tributary Lines	528,218.00	0.00	0.00	528,218.00	0.00	0.00	0.00	10/1/2012	PowerPlant	Regulated	050
01/2013	Corporate	050 Mid-States	009 - WKG Divi	1010 - Gas Plan Production & Ge	Plant	3	33340-Field Meas. & Reg	192,384.43	0.00	0.00	192,384.43	0.00	0.00	0.00	10/1/2012	PowerPlant	Regulated	050
01/2013	Corporate	050 Mid-States	009 - WKG Divi	1010 - Gas Plan Production & Ge	Plant	3	33600-Purification Equipr	44,369.30	0.00	0.00	44,369.30	0.00	0.00	0.00	10/1/2012	PowerPlant	Regulated	050
01/2013	Corporate	050 Mid-States	009 - WKG Divi	1010 - Gas Plan Storage Plant	Plant	4	35010-Land	261,126.69	0.00	0.00	261,126.69	0.00	0.00	0.00	10/1/2012	PowerPlant	Regulated	050
01/2013	Corporate	050 Mid-States	009 - WKG Divi	1010 - Gas Plan Storage Plant	Plant	4	35020-Rights of Ways	151,181.58	0.00	0.00	151,181.58	0.00	0.00	0.00	10/1/2012	PowerPlant	Regulated	050
01/2013	Corporate	050 Mid-States	009 - WKG Divi	1010 - Gas Plan Storage Plant	Plant	4	35100-Structures & Imprc	17,918.19	0.00	0.00	17,918.19	0.00	0.00	0.00	10/1/2012	PowerPlant	Regulated	050
01/2013	Corporate	050 Mid-States	009 - WKG Divi	1010 - Gas Plan Storage Plant	Plant	4	35102-Compressor Slato	153,261.30	0.00	0.00	153,261.30	0.00	0.00	0.00	10/1/2012	PowerPlant	Regulated	050
01/2013	Corporate	050 Mid-States	009 - WKG Divi	1010 - Gas Plan Storage Plant	Plant	4	35103-Meas. & Reg. Sta.	23,138.38	0.00	0.00	23,138.38	0.00	0.00	0.00	10/1/2012	PowerPlant	Regulated	050
01/2013	Corporate	050 Mid-States	009 - WKG Divi	1010 - Gas Plan Storage Plant	Plant	4	35104-Other Structures	137,442.53	0.00	0.00	137,442.53	0.00	0.00	0.00	10/1/2012	PowerPlant	Regulated	050
01/2013	Corporate	050 Mid-States	009 - WKG Divi	1010 - Gas Plan Storage Plant	Plant	4	36200-Wells	2,142,450.37	862,991.28	0.00	2,142,450.37	0.00	0.00	0.00	10/1/2012	PowerPlant	Regulated	050
01/2013	Corporate	050 Mid-States	009 - WKG Divi	1010 - Gas Plan Storage Plant	Plant	4	36201-Well Construction	1,609,968.54	0.00	(167,596.81)	1,609,968.54	0.00	0.00	0.00	10/1/2012	PowerPlant	Regulated	050
01/2013	Corporate	050 Mid-States	009 - WKG Divi	1010 - Gas Plan Storage Plant	Plant	4	36302-Well Equipment	455,308.80	0.00	0.00	455,308.80	0.00	0.00	0.00	10/1/2012	PowerPlant	Regulated	050
01/2013	Corporate	050 Mid-States	009 - WKG Divi	1010 - Gas Plan Storage Plant	Plant	4	36203-Cushion Gas	1,694,632.96	0.00	0.00	1,694,632.96	0.00	0.00	0.00	10/1/2012	PowerPlant	Regulated	050
01/2013	Corporate	050 Mid-States	009 - WKG Divi	1010 - Gas Plan Storage Plant	Plant	4	35210-Lessholds	176,530.09	0.00	0.00	176,530.09	0.00	0.00	0.00	10/1/2012	PowerPlant	Regulated	050
01/2013	Corporate	050 Mid-States	009 - WKG Divi	1010 - Gas Plan Storage Plant	Plant	4	35211-Storage Rights	54,614.27	0.00	0.00	54,614.27	0.00	0.00	0.00	10/1/2012	PowerPlant	Regulated	050
01/2013	Corporate	050 Mid-States	009 - WKG Divi	1010 - Gas Plan Storage Plant	Plant	4	35301-Field Lines	176,496.90	0.00	0.00	176,496.90	0.00	0.00	0.00	10/1/2012	PowerPlant	Regulated	050
01/2013	Corporate	050 Mid-States	009 - WKG Divi	1010 - Gas Plan Storage Plant	Plant	4	35302-Tributary Lines	209,459.21	0.00	0.00	209,459.21	0.00	0.00	0.00	10/1/2012	PowerPlant	Regulated	050
01/2013	Corporate	050 Mid-States	009 - WKG Divi	1010 - Gas Plan Storage Plant	Plant	4	35400-Compressor Slato	923,446.05	0.00	0.00	923,446.05	0.00	0.00	0.00	10/1/2012	PowerPlant	Regulated	050
01/2013	Corporate	050 Mid-States	009 - WKG Divi	1010 - Gas Plan Storage Plant	Plant	4	35500-Meas. & Reg. Eq	240,883.03	0.00	0.00	240,883.03	0.00	0.00	0.00	10/1/2012	PowerPlant	Regulated	050
01/2013	Corporate	050 Mid-States	009 - WKG Divi	1010 - Gas Plan Storage Plant	Plant	4	35600-Purification Equipr	163,979.47	0.00	0.00	163,979.47	0.00	0.00	0.00	10/1/2012	PowerPlant	Regulated	050
01/2013	Corporate	050 Mid-States	009 - WKG Divi	1010 - Gas Plan Transmission Pl	Plant	5	36510-Land & Land Right	26,970.37	0.00	0.00	26,970.37	0.00	0.00	0.00	10/1/2012	PowerPlant	Regulated	050
01/2013	Corporate	050 Mid-States	009 - WKG Divi	1010 - Gas Plan Transmission Pl	Plant	5	36520-Rights-Of-Way	867,772.00	0.00	0.00	867,772.00	0.00	0.00	0.00	10/1/2012	PowerPlant	Regulated	050
01/2013	Corporate	050 Mid-States	009 - WKG Divi	1010 - Gas Plan Transmission Pl	Plant	5	36523-Structures & Imprc	49,001.72	0.00	0.00	49,001.72	0.00	0.00	0.00	10/1/2012	PowerPlant	Regulated	050
01/2013	Corporate	050 Mid-States	009 - WKG Divi	1010 - Gas Plan Transmission Pl	Plant	5	36603-Other Structures	60,626.29	0.00	0.00	60,626.29	0.00	0.00	0.00	10/1/2012	PowerPlant	Regulated	050
01/2013	Corporate	050 Mid-States	009 - WKG Divi	1010 - Gas Plan Transmission Pl	Plant	5	36700-Mains - Cathodic F	406,035.22	0.00	0.00	406,035.22	0.00	0.00	0.00	10/1/2012	PowerPlant	Regulated	050
01/2013	Corporate	050 Mid-States	009 - WKG Divi	1010 - Gas Plan Transmission Pl	Plant	5	36701-Mains - Steel	28,570,795.95	0.00	(326,438.51)	28,547,060.00	0.00	(23,745.88)	0.00	10/1/2012	PowerPlant	Regulated	050
01/2013	Corporate	050 Mid-States	009 - WKG Divi	1010 - Gas Plan Transmission Pl	Plant	5												

month	set_of_books	company	business_segn	description	func_class	fc_sordid	description	beginning_balanc	ytd_additions	ytd_retirements	ytd_trans_adj	ending_balance	curr_additions	curr_retiremen	curr_trans_adj	month-don't us	Source	Reg/Non Reg	BU1
01/2013	Corporate	050 Mid-States	1009 - WKG Divit	1010 - Gas Plan General Plant		7 39202-WKG Trailers		33,181.81	0.00	0.00	0.00	33,191.81	0.00	0.00	0.00	10/1/2012	PowerPlant	Regulated	050
01/2013	Corporate	050 Mid-States	1009 - WKG Divit	1010 - Gas Plan General Plant		7 39400-Tools, Shop, & Ga		2,073,345.10	70,998.60	0.00	0.00	2,073,345.10	0.00	0.00	0.00	10/1/2012	PowerPlant	Regulated	050
01/2013	Corporate	050 Mid-States	1009 - WKG Divit	1010 - Gas Plan General Plant		7 39603-Ditchers		53,703.66	0.00	0.00	0.00	53,703.66	0.00	0.00	0.00	10/1/2012	PowerPlant	Regulated	050
01/2013	Corporate	050 Mid-States	1009 - WKG Divit	1010 - Gas Plan General Plant		7 39604-Backhoes		62,747.29	0.00	0.00	0.00	62,747.29	0.00	0.00	0.00	10/1/2012	PowerPlant	Regulated	050
01/2013	Corporate	050 Mid-States	1009 - WKG Divit	1010 - Gas Plan General Plant		7 39605-Welders		33,235.94	0.00	0.00	0.00	33,235.94	0.00	0.00	0.00	10/1/2012	PowerPlant	Regulated	050
01/2013	Corporate	050 Mid-States	1009 - WKG Divit	1010 - Gas Plan General Plant		7 39700-Communication Et		377,221.88	0.00	(441.02)	0.00	377,221.88	0.00	0.00	0.00	10/1/2012	PowerPlant	Regulated	050
01/2013	Corporate	050 Mid-States	1009 - WKG Divit	1010 - Gas Plan General Plant		7 39705-Comm. Equip. - Te		66,315.51	0.00	0.00	0.00	66,315.51	0.00	0.00	0.00	10/1/2012	PowerPlant	Regulated	050
01/2013	Corporate	050 Mid-States	1009 - WKG Divit	1010 - Gas Plan General Plant		7 39800-Miscellaneous Eq		3,106,172.90	83,595.28	(213,313.93)	0.00	3,106,172.90	0.00	0.00	0.00	10/1/2012	PowerPlant	Regulated	050
01/2013	Corporate	050 Mid-States	1009 - WKG Divit	1010 - Gas Plan General Plant		7 39901-Oth Tang Prop - S		175,990.09	0.00	0.00	0.00	175,990.09	0.00	0.00	0.00	10/1/2012	PowerPlant	Regulated	050
01/2013	Corporate	050 Mid-States	1009 - WKG Divit	1010 - Gas Plan General Plant		7 39902-Oth Tang Prop - S		100,775.12	0.00	(12,697.60)	0.00	100,775.12	0.00	0.00	0.00	10/1/2012	PowerPlant	Regulated	050
01/2013	Corporate	050 Mid-States	1009 - WKG Divit	1010 - Gas Plan General Plant		7 39903-Oth Tang Prop - N		52,296.63	0.00	(459,484.83)	0.00	52,296.63	0.00	0.00	0.00	10/1/2012	PowerPlant	Regulated	050
01/2013	Corporate	050 Mid-States	1009 - WKG Divit	1010 - Gas Plan General Plant		7 39906-Oth Tang Prop - P		2,507,892.19	252,199.69	(947,532.20)	0.00	2,507,892.19	0.00	0.00	0.00	10/1/2012	PowerPlant	Regulated	050
01/2013	Corporate	050 Mid-States	1009 - WKG Divit	1010 - Gas Plan General Plant		7 39907-Oth Tang Prop - P		13,862.84	0.00	(233,448.28)	0.00	13,862.84	0.00	0.00	0.00	10/1/2012	PowerPlant	Regulated	050
01/2013	Corporate	050 Mid-States	1009 - WKG Divit	1010 - Gas Plan General Plant		7 39908-Oth Tang Prop - A		139,014.17	0.00	(272,695.67)	0.00	139,014.17	0.00	0.00	0.00	10/1/2012	PowerPlant	Regulated	050
01/2013	Corporate	050 Mid-States	1009 - WKG Divit	1060 - Complete Storage Plant		4 35200-Wells		1,563,990.19	0.00	0.00	0.00	1,563,990.19	0.00	0.00	0.00	10/1/2012	PowerPlant	Regulated	050
01/2013	Corporate	050 Mid-States	1009 - WKG Divit	1060 - Complete Distribution Plan		6 37400-Land & Land Right		145,221.97	42,873.38	0.00	0.00	189,095.35	42,873.38	0.00	0.00	10/1/2012	PowerPlant	Regulated	050
01/2013	Corporate	050 Mid-States	1009 - WKG Divit	1060 - Complete Distribution Plan		6 37600-Mains - Cathodic P		1,405,704.72	83,611.31	0.00	0.00	1,436,188.98	30,494.26	0.00	0.00	10/1/2012	PowerPlant	Regulated	050
01/2013	Corporate	050 Mid-States	1009 - WKG Divit	1060 - Complete Distribution Plan		6 37601-Mains - Steel		16,954,000.32	228,872.67	0.00	0.00	8,469,366.75	(6,484,634.57)	0.00	0.00	10/1/2012	PowerPlant	Regulated	050
01/2013	Corporate	050 Mid-States	1009 - WKG Divit	1060 - Complete Distribution Plan		6 37602-Mains - Plastic		4,384,799.79	714,892.09	0.00	0.00	4,637,784.68	252,985.89	0.00	0.00	10/1/2012	PowerPlant	Regulated	050
01/2013	Corporate	050 Mid-States	1009 - WKG Divit	1060 - Complete Distribution Plan		6 37600-Meas. & Reg. Sta		199,751.40	28,261.92	0.00	0.00	179,971.65	(18,779.55)	0.00	0.00	10/1/2012	PowerPlant	Regulated	050
01/2013	Corporate	050 Mid-States	1009 - WKG Divit	1060 - Complete Distribution Plan		6 37900-Meas. & Reg. - Cit		332,131.16	18,492.45	0.00	0.00	381,104.85	48,973.69	0.00	0.00	10/1/2012	PowerPlant	Regulated	050
01/2013	Corporate	050 Mid-States	1009 - WKG Divit	1060 - Complete Distribution Plan		6 38000-Services		4,809,801.77	700,990.23	0.00	0.00	4,940,034.96	431,233.21	0.00	0.00	10/1/2012	PowerPlant	Regulated	050
01/2013	Corporate	050 Mid-States	1009 - WKG Divit	1060 - Complete Distribution Plan		6 38100-Vehicles		3,593,354.36	1,366,353.36	0.00	0.00	3,627,808.57	234,454.19	0.00	0.00	10/1/2012	PowerPlant	Regulated	050
01/2013	Corporate	050 Mid-States	1009 - WKG Divit	1060 - Complete Distribution Plan		6 38200-Meter Installations		4,631,315.50	357,955.11	0.00	0.00	4,651,677.78	130,362.28	0.00	0.00	10/1/2012	PowerPlant	Regulated	050
01/2013	Corporate	050 Mid-States	1009 - WKG Divit	1060 - Complete Distribution Plan		6 38300-House Regulators		309,563.16	26,535.39	0.00	0.00	330,626.17	20,963.01	0.00	0.00	10/1/2012	PowerPlant	Regulated	050
01/2013	Corporate	050 Mid-States	1009 - WKG Divit	1060 - Complete Distribution Plan		6 38500-Ind. Meas. & Reg.		68,100.03	30,899.02	0.00	0.00	79,764.83	11,684.60	0.00	0.00	10/1/2012	PowerPlant	Regulated	050
01/2013	Corporate	050 Mid-States	1009 - WKG Divit	1060 - Complete Distribution Plan		7 39000-Structures & Imprc		22,895.93	(132,466.43)	0.00	0.00	22,895.93	0.00	0.00	0.00	10/1/2012	PowerPlant	Regulated	050
01/2013	Corporate	050 Mid-States	1009 - WKG Divit	1060 - Complete General Plant		7 38100-Office Furniture &		35,384.63	0.00	0.00	0.00	35,384.63	0.00	0.00	0.00	10/1/2012	PowerPlant	Regulated	050
01/2013	Corporate	050 Mid-States	1009 - WKG Divit	1060 - Complete General Plant		7 38400-Tools, Shop, & Ga		38,988.78	(57,014.40)	0.00	0.00	50,164.54	13,165.76	0.00	0.00	10/1/2012	PowerPlant	Regulated	050
01/2013	Corporate	050 Mid-States	1009 - WKG Divit	1060 - Complete General Plant		7 38800-Miscellaneous Eq		11,475.82	(73,202.54)	0.00	0.00	20,198.81	8,722.99	0.00	0.00	10/1/2012	PowerPlant	Regulated	050
01/2013						CWIP		(6,936,949.34)					762,732.76				General Ledger	Regulated	050
01/2013						CWIP											General Ledger	Regulated	010
01/2013	Corporate	010 Atmos Regi	012 - Call Cente	1010 - Gas Plan General Plant		7 38900-Land		2,874,239.66	0.00	0.00	0.00	2,874,239.66	0.00	0.00	0.00	10/1/2012	PowerPlant	Regulated	010
01/2013	Corporate	010 Atmos Regi	012 - Call Cente	1010 - Gas Plan General Plant		7 38910-CKV-Land & Land		1,887,122.88	0.00	0.00	0.00	1,887,122.88	0.00	0.00	0.00	10/1/2012	PowerPlant	Regulated	010
01/2013	Corporate	010 Atmos Regi	012 - Call Cente	1010 - Gas Plan General Plant		7 39000-Structures & Imprc		12,254,759.52	10,854,843.83	0.00	0.00	12,254,759.52	0.00	0.00	0.00	10/1/2012	PowerPlant	Regulated	010
01/2013	Corporate	010 Atmos Regi	012 - Call Cente	1010 - Gas Plan General Plant		7 39009-Improv. to Leased		4,424,648.63	6,258.25	0.00	0.00	4,424,648.63	0.00	0.00	0.00	10/1/2012	PowerPlant	Regulated	010
01/2013	Corporate	010 Atmos Regi	012 - Call Cente	1010 - Gas Plan General Plant		7 39010-CKV-Structures &		10,400,517.79	0.00	0.00	0.00	10,400,517.79	0.00	0.00	0.00	10/1/2012	PowerPlant	Regulated	010
01/2013	Corporate	010 Atmos Regi	012 - Call Cente	1010 - Gas Plan General Plant		7 39100-Office Furniture &		815,183.62	21,795.85	0.00	0.00	816,183.62	0.00	0.00	0.00	10/1/2012	PowerPlant	Regulated	010
01/2013	Corporate	010 Atmos Regi	012 - Call Cente	1010 - Gas Plan General Plant		7 39700-Communication Et		1,299,980.23	0.00	0.00	0.00	1,299,980.23	0.00	0.00	0.00	10/1/2012	PowerPlant	Regulated	010
01/2013	Corporate	010 Atmos Regi	012 - Call Cente	1010 - Gas Plan General Plant		7 39710-CKV-Communica		271,621.22	0.00	0.00	0.00	271,621.22	0.00	0.00	0.00	10/1/2012	PowerPlant	Regulated	010
01/2013	Corporate	010 Atmos Regi	012 - Call Cente	1010 - Gas Plan General Plant		7 39800-Miscellaneous Eq		6,923.44	0.00	0.00	0.00	6,923.44	0.00	0.00	0.00	10/1/2012	PowerPlant	Regulated	010
01/2013	Corporate	010 Atmos Regi	012 - Call Cente	1010 - Gas Plan General Plant		7 39901-Oth Tang Prop - S		4,800,741.99	0.00	0.00	0.00	4,800,741.99	0.00	0.00	0.00	10/1/2012	PowerPlant	Regulated	010
01/2013	Corporate	010 Atmos Regi	012 - Call Cente	1010 - Gas Plan General Plant		7 39902-Oth Tang Prop - S		2,370,173.63	0.00	0.00	0.00	2,370,173.63	0.00	0.00	0.00	10/1/2012	PowerPlant	Regulated	010
01/2013	Corporate	010 Atmos Regi	012 - Call Cente	1010 - Gas Plan General Plant		7 39903-Oth Tang Prop - N		158,369.98	0.00	0.00	0.00	158,369.98	0.00	0.00	0.00	10/1/2012	PowerPlant	Regulated	010
01/2013	Corporate	010 Atmos Regi	012 - Call Cente	1010 - Gas Plan General Plant		7 39906-Oth Tang Prop - P		341,994.73	51,039.88	0.00	2,258.95	343,065.50	0.00	0.00	0.00	10/1/2012	PowerPlant	Regulated	010
01/2013	Corporate	010 Atmos Regi	012 - Call Cente	1010 - Gas Plan General Plant		7 39907-Oth Tang Prop - P		495,432.80	0.00	0.00	0.00	495,432.80	0.00	0.00	0.00	10/1/2012	PowerPlant	Regulated	010
01/2013	Corporate	010 Atmos Regi	012 - Call Cente	1010 - Gas Plan General Plant		7 39908-Oth Tang Prop - A		90,826,345.29	76,545.18	(92,354.70)	55,413.22	90,826,345.29	0.00	0.00	0.00	10/1/2012	PowerPlant	Regulated	010
01/2013	Corporate	010 Atmos Regi	012 - Call Cente	1010 - Gas Plan General Plant		7 39910-CKV-Other Tangib		90,340.91	0.00	0.00	0.00	90,340.91	0.00	0.00	0.00	10/1/2012	PowerPlant	Regulated	010
01/2013	Corporate	010 Atmos Regi	012 - Call Cente	1010 - Gas Plan General Plant		7 39916-CKV-Oth Tang Prt		194,015.41	0.00	0.00	0.00	194,015.41	0.00	0.00	0.00	10/1/2012	PowerPlant	Regulated	010
01/2013	Corporate	010 Atmos Regi	012 - Call Cente	1010 - Gas Plan General Plant		7 39917-CKV-Oth Tang Prt		90,540.58	0.00	0.00	0.00	90,540.58	0.00	0.00	0.00	10/1/2012	PowerPlant	Regulated	010
01/2013	Corporate	010 Atmos Regi	012 - Call Cente	1010 - Gas Plan General Plant		7 39924-Oth Tang Prop - G		23,162,979.43	0.00	(9,346.53)	0.00	23,162,979.43	0.00	0.00	0.00	10/1/2012	PowerPlant	Regulated	010
01/2013	Corporate	010 Atmos Regi	012 - Call Cente	1060 - Complete General Plant		7 39000-Structures & Imprc		927,187.76	(10,854,843.83)	0.00	0.00	927,187.76	0.00	0.00	0.00	10/1/2012	PowerPlant	Regulated	010
01/2013	Corporate																		

month	set_of_books	company	business_seg	description	func_class	fc_sordid	description	beginning_balance	ytd_additions	ytd_retirements	ytd_trans_adj	ending_balance	curr_additions	curr_retiremen	curr_trans_adj	month-don't us	Source	Reg/Non Reg	BU1
02/2013	Corporate	010 Atmos Regi	002	Dallas Atr	1010 - Gas Plan General	Plant	7 39009-Improv. to Leased	8,856,030.28	279,143.86	0.00	0.00	8,856,030.28	0.00	0.00	0.00	0.00	41183 PowerPlant	Regulated	010
02/2013	Corporate	010 Atmos Regi	002	Dallas Atr	1010 - Gas Plan General	Plant	7 39100-Office Furniture &	10,809,371.66	26,768.42	0.00	0.00	10,809,371.66	(1.12)	0.00	0.00	0.00	41183 PowerPlant	Regulated	010
02/2013	Corporate	010 Atmos Regi	002	Dallas Atr	1010 - Gas Plan General	Plant	7 39104-G-Office Furniture	63,740.85	0.00	0.00	0.00	63,740.85	0.00	0.00	0.00	0.00	41183 PowerPlant	Regulated	010
02/2013	Corporate	010 Atmos Regi	002	Dallas Atr	1010 - Gas Plan General	Plant	7 39200-Transportation Equi	99,142.78	0.00	0.00	0.00	99,142.78	0.00	0.00	0.00	0.00	41183 PowerPlant	Regulated	010
02/2013	Corporate	010 Atmos Regi	002	Dallas Atr	1010 - Gas Plan General	Plant	7 39400-Tools, Shop, & Ga	134,556.50	0.00	0.00	0.00	134,556.50	0.00	0.00	0.00	0.00	41183 PowerPlant	Regulated	010
02/2013	Corporate	010 Atmos Regi	002	Dallas Atr	1010 - Gas Plan General	Plant	7 39500-Laboratory Equipm	23,632.07	0.00	0.00	0.00	23,632.07	0.00	0.00	0.00	0.00	41183 PowerPlant	Regulated	010
02/2013	Corporate	010 Atmos Regi	002	Dallas Atr	1010 - Gas Plan General	Plant	7 39700-Communication Eq	2,448,662.24	8,524.34	0.00	0.00	2,448,662.24	0.00	0.00	0.00	0.00	41183 PowerPlant	Regulated	010
02/2013	Corporate	010 Atmos Regi	002	Dallas Atr	1010 - Gas Plan General	Plant	7 39800-Miscellaneous Eqr	368,189.07	0.00	0.00	0.00	368,189.07	0.00	0.00	0.00	0.00	41183 PowerPlant	Regulated	010
02/2013	Corporate	010 Atmos Regi	002	Dallas Atr	1010 - Gas Plan General	Plant	7 39900-Other Tangible Pr	152,267.97	0.00	0.00	0.00	152,267.97	0.00	0.00	0.00	0.00	41183 PowerPlant	Regulated	010
02/2013	Corporate	010 Atmos Regi	002	Dallas Atr	1010 - Gas Plan General	Plant	7 39901-Oth Tang Prop - S	22,126,439.91	2,521,440.34	0.00	0.00	24,380,839.21	2,254,399.30	0.00	0.00	0.00	41183 PowerPlant	Regulated	010
02/2013	Corporate	010 Atmos Regi	002	Dallas Atr	1010 - Gas Plan General	Plant	7 39902-Oth Tang Prop - S	13,282,353.90	526,314.67	0.00	0.00	13,517,023.85	2,254,629.95	0.00	0.00	0.00	41183 PowerPlant	Regulated	010
02/2013	Corporate	010 Atmos Regi	002	Dallas Atr	1010 - Gas Plan General	Plant	7 39903-Oth Tang Prop - N	3,497,128.53	14,686.77	(98,167.99)	0.00	3,497,128.53	0.00	0.00	0.00	0.00	41183 PowerPlant	Regulated	010
02/2013	Corporate	010 Atmos Regi	002	Dallas Atr	1010 - Gas Plan General	Plant	7 39906-Oth Tang Prop - P	2,624,483.92	277,041.24	(2,16,892.31)	(2,256.95)	2,639,805.50	15,311.58	0.00	0.00	0.00	41183 PowerPlant	Regulated	010
02/2013	Corporate	010 Atmos Regi	002	Dallas Atr	1010 - Gas Plan General	Plant	7 39907-Oth Tang Prop - P	1,587,305.75	91,623.07	(361,587.48)	0.00	1,587,556.53	250.78	0.00	0.00	0.00	41183 PowerPlant	Regulated	010
02/2013	Corporate	010 Atmos Regi	002	Dallas Atr	1010 - Gas Plan General	Plant	7 39908-Oth Tang Prop - A	92,565,472.26	6,745,779.88	(30,794.14)	(55,413.22)	92,591,785.28	26,313.02	0.00	0.00	0.00	41183 PowerPlant	Regulated	010
02/2013	Corporate	010 Atmos Regi	002	Dallas Atr	1010 - Gas Plan General	Plant	7 39909-Oth Tang Prop - A	2,614,618.97	0.00	0.00	0.00	2,614,618.97	0.00	0.00	0.00	0.00	41183 PowerPlant	Regulated	010
02/2013	Corporate	010 Atmos Regi	002	Dallas Atr	1080 - Complet General	Plant	7 39400-Tools, Shop, & Ga	77,656.01	0.00	0.00	0.00	77,656.01	0.00	0.00	0.00	0.00	41183 PowerPlant	Regulated	010
02/2013	Corporate	010 Atmos Regi	002	Dallas Atr	1090 - Complet General	Plant	7 39901-Oth Tang Prop - S	3,987,339.55	0.00	0.00	0.00	1,839,513.00	(2,147,826.55)	0.00	0.00	0.00	41183 PowerPlant	Regulated	010
02/2013	Corporate	010 Atmos Regi	002	Dallas Atr	1080 - Complet General	Plant	7 39902-Oth Tang Prop - S	1,181,583.25	0.00	0.00	0.00	1,186,926.69	(54,666.56)	0.00	0.00	0.00	41183 PowerPlant	Regulated	010
02/2013	Corporate	010 Atmos Regi	002	Dallas Atr	1080 - Complet General	Plant	7 39903-Oth Tang Prop - N	298,430.95	0.00	0.00	0.00	298,430.95	0.00	0.00	0.00	0.00	41183 PowerPlant	Regulated	010
02/2013	Corporate	010 Atmos Regi	002	Dallas Atr	1080 - Complet General	Plant	7 39906-Oth Tang Prop - P	16,558.10	261.48	0.00	0.00	12,246.52	(15,311.58)	0.00	0.00	0.00	41183 PowerPlant	Regulated	010
02/2013	Corporate	010 Atmos Regi	002	Dallas Atr	1080 - Complet General	Plant	7 39907-Oth Tang Prop - P	10,508.72	38.86	0.00	0.00	10,257.94	(250.78)	0.00	0.00	0.00	41183 PowerPlant	Regulated	010
02/2013	Corporate	010 Atmos Regi	002	Dallas Atr	1080 - Complet General	Plant	7 39908-Oth Tang Prop - A	22,527.07	0.00	0.00	0.00	22,527.07	0.00	0.00	0.00	0.00	41183 PowerPlant	Regulated	010
02/2013							CWIP		(6,916,841.69)								General Ledger	Regulated	010
02/2013							CWIP										General Ledger	Regulated	050
02/2013	Corporate	040 Kentucky D	009	WKG Divt	1010 - Gas Plan Distribution	Plant	6 38000-Services	(25.88)	0.00	0.00	0.00	(25.88)	0.00	0.00	0.00	0.00	41183 PowerPlant	Regulated	040
02/2013	Corporate	040 Kentucky D	009	WKG Divt	1010 - Gas Plan Distribution	Plant	6 38200-Meter Installations	25.88	0.00	0.00	0.00	25.88	0.00	0.00	0.00	0.00	41183 PowerPlant	Regulated	040
02/2013	Corporate	050 Mid-States	1009	WKG Divt	1010 - Gas Plan Intangible	Plant	1 30100-Organization	8,329.72	0.00	0.00	0.00	8,329.72	0.00	0.00	0.00	0.00	41183 PowerPlant	Regulated	050
02/2013	Corporate	050 Mid-States	1009	WKG Divt	1010 - Gas Plan Intangible	Plant	1 30200-Franchises & Con	119,852.69	0.00	0.00	0.00	119,852.69	0.00	0.00	0.00	0.00	41183 PowerPlant	Regulated	050
02/2013	Corporate	050 Mid-States	1009	WKG Divt	1010 - Gas Plan Production & Gr	Plant	3 32500-Producing Leaseh	2,352.50	0.00	0.00	0.00	2,352.50	0.00	0.00	0.00	0.00	41183 PowerPlant	Regulated	050
02/2013	Corporate	050 Mid-States	1009	WKG Divt	1010 - Gas Plan Production & Gr	Plant	3 32540-Rights-of-Way	83,422.32	0.00	0.00	0.00	83,422.32	0.00	0.00	0.00	0.00	41183 PowerPlant	Regulated	050
02/2013	Corporate	050 Mid-States	1009	WKG Divt	1010 - Gas Plan Production & Gr	Plant	3 33100-Production Gas W	3,492.47	0.00	0.00	0.00	3,492.47	0.00	0.00	0.00	0.00	41183 PowerPlant	Regulated	050
02/2013	Corporate	050 Mid-States	1009	WKG Divt	1010 - Gas Plan Production & Gr	Plant	3 33200-Field Lines	47,162.87	0.00	0.00	0.00	47,162.87	0.00	0.00	0.00	0.00	41183 PowerPlant	Regulated	050
02/2013	Corporate	050 Mid-States	1009	WKG Divt	1010 - Gas Plan Production & Gr	Plant	3 33202-Tributary Lines	528,218.00	0.00	0.00	0.00	528,218.00	0.00	0.00	0.00	0.00	41183 PowerPlant	Regulated	050
02/2013	Corporate	050 Mid-States	1009	WKG Divt	1010 - Gas Plan Production & Gr	Plant	3 33400-Field Meas. & Reg	192,384.43	0.00	0.00	0.00	192,384.43	0.00	0.00	0.00	0.00	41183 PowerPlant	Regulated	050
02/2013	Corporate	050 Mid-States	1009	WKG Divt	1010 - Gas Plan Production & Gr	Plant	3 33600-Purification Equipr	44,369.30	0.00	0.00	0.00	44,369.30	0.00	0.00	0.00	0.00	41183 PowerPlant	Regulated	050
02/2013	Corporate	050 Mid-States	1009	WKG Divt	1010 - Gas Plan Storage	Plant	4 38010-Land	261,126.89	0.00	0.00	0.00	261,126.89	0.00	0.00	0.00	0.00	41183 PowerPlant	Regulated	050
02/2013	Corporate	050 Mid-States	1009	WKG Divt	1010 - Gas Plan Storage	Plant	4 35020-Rights of Ways	4,681.58	0.00	0.00	0.00	4,681.58	0.00	0.00	0.00	0.00	41183 PowerPlant	Regulated	050
02/2013	Corporate	050 Mid-States	1009	WKG Divt	1010 - Gas Plan Storage	Plant	4 35100-Structures & Impr	17,916.19	0.00	0.00	0.00	17,916.19	0.00	0.00	0.00	0.00	41183 PowerPlant	Regulated	050
02/2013	Corporate	050 Mid-States	1009	WKG Divt	1010 - Gas Plan Storage	Plant	4 35102-Compressor Statfo	153,261.30	0.00	0.00	0.00	153,261.30	0.00	0.00	0.00	0.00	41183 PowerPlant	Regulated	050
02/2013	Corporate	050 Mid-States	1009	WKG Divt	1010 - Gas Plan Storage	Plant	4 35103-Meas. & Reg. Sta.	23,136.38	0.00	0.00	0.00	23,136.38	0.00	0.00	0.00	0.00	41183 PowerPlant	Regulated	050
02/2013	Corporate	050 Mid-States	1009	WKG Divt	1010 - Gas Plan Storage	Plant	4 35104-Other Structures	137,442.53	0.00	0.00	0.00	137,442.53	0.00	0.00	0.00	0.00	41183 PowerPlant	Regulated	050
02/2013	Corporate	050 Mid-States	1009	WKG Divt	1010 - Gas Plan Storage	Plant	4 35200-Wells	2,142,450.37	882,991.28	(167,599.81)	0.00	2,142,450.37	0.00	0.00	0.00	0.00	41183 PowerPlant	Regulated	050
02/2013	Corporate	050 Mid-States	1009	WKG Divt	1010 - Gas Plan Storage	Plant	4 35201-Well Construction	1,999,998.54	0.00	0.00	0.00	1,999,998.54	0.00	0.00	0.00	0.00	41183 PowerPlant	Regulated	050
02/2013	Corporate	050 Mid-States	1009	WKG Divt	1010 - Gas Plan Storage	Plant	4 35202-Well Equipment	455,308.80	0.00	0.00	0.00	455,308.80	0.00	0.00	0.00	0.00	41183 PowerPlant	Regulated	050
02/2013	Corporate	050 Mid-States	1009	WKG Divt	1010 - Gas Plan Storage	Plant	4 35203-Cushion Gas	1,894,932.96	0.00	0.00	0.00	1,894,932.96	0.00	0.00	0.00	0.00	41183 PowerPlant	Regulated	050
02/2013	Corporate	050 Mid-States	1009	WKG Divt	1010 - Gas Plan Storage	Plant	4 35210-Leaseholds	178,530.09	0.00	0.00	0.00	178,530.09	0.00	0.00	0.00	0.00	41183 PowerPlant	Regulated	050
02/2013	Corporate	050 Mid-States	1009	WKG Divt	1010 - Gas Plan Storage	Plant	4 35211-Storage Rights	54,614.27	0.00	0.00	0.00	54,614.27	0.00	0.00	0.00	0.00	41183 PowerPlant	Regulated	050
02/2013	Corporate	050 Mid-States	1009	WKG Divt	1010 - Gas Plan Storage	Plant	4 35301-Field Lines	178,496.90	0.00	0.00	0.00	178,496.90	0.00	0.00	0.00	0.00	41183 PowerPlant	Regulated	050
02/2013	Corporate	050 Mid-States	1009	WKG Divt	1010 - Gas Plan Storage	Plant	4 35302-Tributary Lines	209,458.21	0.00	0.00	0.00	209,458.21	0.00	0.00	0.00	0.00	41183 PowerPlant	Regulated	050
02/2013	Corporate	050 Mid-States	1009	WKG Divt	1010 - Gas Plan Storage	Plant	4 35400-Compressor Statfo	923,446.05	0.00	0.00	0.00	923,446.05	0.00	0.00	0.00	0.00	41183 PowerPlant	Regulated	050
02/2013	Corporate	050 Mid-States	1009	WKG Divt	1010 - Gas Plan Storage	Plant	4 35500-Meas. & Reg. Equ	240,893.03	0.00	0.00	0.00	240,893.03	0.00	0.00	0.00	0.00	41183 PowerPlant	Regulated	050
02/2013	Corporate	050 Mid-States	1009	WKG Divt	1010 - Gas Plan Storage	Plant	4 35800-Purification Equipr	163,979.47	0.00	0.00	0.00	163							

month	set_of_books	company	business_segn	description	func_class	fc_sordid	description	beginning_bal	ytd_additions	ytd_retirements	ytd_trans_adj	ending_balance	curr_additions	curr_retiremen	curr_trans_adj	month-end us	Source	Reg/Non Reg	BU1	
02/2013	Corporate	050 Mid-States	1009 - WKG Divt	1010 - Gas Plan General	Plant	7	39004-Air Conditioning E	7,461.49	0.00	0.00	0.00	7,461.49	0.00	0.00	0.00	0.00	41183 PowerPlant	Regulated	050	
02/2013	Corporate	050 Mid-States	1009 - WKG Divt	1010 - Gas Plan General	Plant	7	39009-Improv. To Leased	1,279,375.74	0.00	0.00	0.00	1,279,375.74	0.00	0.00	0.00	0.00	41183 PowerPlant	Regulated	050	
02/2013	Corporate	050 Mid-States	1009 - WKG Divt	1010 - Gas Plan General	Plant	7	39100-Office Furniture &	1,418,267.25	0.00	0.00	0.00	1,418,267.25	0.00	0.00	0.00	0.00	41183 PowerPlant	Regulated	050	
02/2013	Corporate	050 Mid-States	1009 - WKG Divt	1010 - Gas Plan General	Plant	7	39200-Transportation Eq	395,444.28	0.00	0.00	0.00	395,444.28	0.00	0.00	0.00	0.00	41183 PowerPlant	Regulated	050	
02/2013	Corporate	050 Mid-States	1009 - WKG Divt	1010 - Gas Plan General	Plant	7	39202-WKG Trailers	33,191.91	0.00	0.00	0.00	33,191.91	0.00	0.00	0.00	0.00	41183 PowerPlant	Regulated	050	
02/2013	Corporate	050 Mid-States	1009 - WKG Divt	1010 - Gas Plan General	Plant	7	39400-Tools, Shop, & Ga	2,073,345.10	105,098.82	0.00	0.00	2,108,045.32	34,700.22	0.00	0.00	0.00	41183 PowerPlant	Regulated	050	
02/2013	Corporate	050 Mid-States	1009 - WKG Divt	1010 - Gas Plan General	Plant	7	39803-Others	53,703.66	0.00	0.00	0.00	53,703.66	0.00	0.00	0.00	0.00	41183 PowerPlant	Regulated	050	
02/2013	Corporate	050 Mid-States	1009 - WKG Divt	1010 - Gas Plan General	Plant	7	39804-Backhoes	62,747.29	0.00	0.00	0.00	62,747.29	0.00	0.00	0.00	0.00	41183 PowerPlant	Regulated	050	
02/2013	Corporate	050 Mid-States	1009 - WKG Divt	1010 - Gas Plan General	Plant	7	39605-Welders	33,235.94	0.00	0.00	0.00	33,235.94	0.00	0.00	0.00	0.00	41183 PowerPlant	Regulated	050	
02/2013	Corporate	050 Mid-States	1009 - WKG Divt	1010 - Gas Plan General	Plant	7	39700-Communication Et	377,221.88	0.00	(441.02)	0.00	377,221.88	0.00	0.00	0.00	0.00	41183 PowerPlant	Regulated	050	
02/2013	Corporate	050 Mid-States	1009 - WKG Divt	1010 - Gas Plan General	Plant	7	39705-Comm. Equip. - Te	66,315.61	0.00	0.00	0.00	66,315.61	0.00	0.00	0.00	0.00	41183 PowerPlant	Regulated	050	
02/2013	Corporate	050 Mid-States	1009 - WKG Divt	1010 - Gas Plan General	Plant	7	39800-Miscellaneous Eq	3,106,172.90	85,749.81	(213,313.93)	0.00	3,108,327.43	2,164.53	0.00	0.00	0.00	41183 PowerPlant	Regulated	050	
02/2013	Corporate	050 Mid-States	1009 - WKG Divt	1010 - Gas Plan General	Plant	7	39901-Oth Tang Prop - S	175,990.09	0.00	0.00	0.00	175,990.09	0.00	0.00	0.00	0.00	41183 PowerPlant	Regulated	050	
02/2013	Corporate	050 Mid-States	1009 - WKG Divt	1010 - Gas Plan General	Plant	7	39902-Oth Tang Prop - S	100,775.12	0.00	(12,897.80)	0.00	100,775.12	0.00	0.00	0.00	0.00	41183 PowerPlant	Regulated	050	
02/2013	Corporate	050 Mid-States	1009 - WKG Divt	1010 - Gas Plan General	Plant	7	39903-Oth Tang Prop - N	52,296.83	0.00	(459,484.83)	0.00	52,296.83	0.00	0.00	0.00	0.00	41183 PowerPlant	Regulated	050	
02/2013	Corporate	050 Mid-States	1009 - WKG Divt	1010 - Gas Plan General	Plant	7	39906-Oth Tang Prop - P	2,507,679.66	387,679.66	(1,057,743.39)	0.00	2,539,180.97	135,479.97	(110,211.19)	0.00	0.00	41183 PowerPlant	Regulated	050	
02/2013	Corporate	050 Mid-States	1009 - WKG Divt	1010 - Gas Plan General	Plant	7	39907-Oth Tang Prop - P	13,882.84	0.00	(233,448.29)	0.00	13,882.84	0.00	0.00	0.00	0.00	41183 PowerPlant	Regulated	050	
02/2013	Corporate	050 Mid-States	1009 - WKG Divt	1010 - Gas Plan General	Plant	7	39908-Oth Tang Prop - A	139,014.17	0.00	(272,695.67)	0.00	139,014.17	0.00	0.00	0.00	0.00	41183 PowerPlant	Regulated	050	
02/2013	Corporate	050 Mid-States	1009 - WKG Divt	1060 - Complet	Storage Plant	4	35200-Wells	1,563,990.19	0.00	0.00	0.00	1,563,990.19	0.00	0.00	0.00	0.00	41183 PowerPlant	Regulated	050	
02/2013	Corporate	050 Mid-States	1009 - WKG Divt	1060 - Complet	Distribution Plant	6	37400-Land & Land Right	169,095.35	0.00	0.00	0.00	169,095.35	0.00	0.00	0.00	0.00	41183 PowerPlant	Regulated	050	
02/2013	Corporate	050 Mid-States	1009 - WKG Divt	1060 - Complet	Distribution Plant	6	37600-Mains - Cathodic F	1,436,198.99	114,726.55	0.00	0.00	1,467,316.22	31,117.24	0.00	0.00	0.00	41183 PowerPlant	Regulated	050	
02/2013	Corporate	050 Mid-States	1009 - WKG Divt	1060 - Complet	Distribution Plant	6	37601-Mains - Steel	8,469,356.75	251,025.59	0.00	0.00	8,491,719.57	22,352.92	0.00	0.00	0.00	41183 PowerPlant	Regulated	050	
02/2013	Corporate	050 Mid-States	1009 - WKG Divt	1060 - Complet	Distribution Plant	6	37602-Mains - Plastic	4,837,764.68	1,150,579.22	0.00	0.00	5,083,471.81	446,687.13	0.00	0.00	0.00	41183 PowerPlant	Regulated	050	
02/2013	Corporate	050 Mid-States	1009 - WKG Divt	1060 - Complet	Distribution Plant	6	37800-Meas. & Reg. Sta.	179,971.85	7,010.18	0.00	0.00	158,720.11	(21,251.74)	0.00	0.00	0.00	41183 PowerPlant	Regulated	050	
02/2013	Corporate	050 Mid-States	1009 - WKG Divt	1060 - Complet	Distribution Plant	6	37900-Meas. & Reg. - Cit	381,104.85	(31,208.82)	0.00	0.00	331,405.58	(49,698.27)	0.00	0.00	0.00	41183 PowerPlant	Regulated	050	
02/2013	Corporate	050 Mid-States	1009 - WKG Divt	1060 - Complet	Distribution Plant	6	38000-Services	4,840,034.99	1,350,987.52	0.00	0.00	5,590,032.27	649,997.29	0.00	0.00	0.00	41183 PowerPlant	Regulated	050	
02/2013	Corporate	050 Mid-States	1009 - WKG Divt	1060 - Complet	Distribution Plant	6	38100-Meters	3,827,805.57	1,559,875.09	0.00	0.00	4,028,330.30	200,521.73	0.00	0.00	0.00	41183 PowerPlant	Regulated	050	
02/2013	Corporate	050 Mid-States	1009 - WKG Divt	1060 - Complet	Distribution Plant	6	38200-Meter Installations	4,861,677.78	484,143.86	0.00	0.00	4,757,865.53	106,189.75	0.00	0.00	0.00	41183 PowerPlant	Regulated	050	
02/2013	Corporate	050 Mid-States	1009 - WKG Divt	1060 - Complet	Distribution Plant	6	38300-House Regulators	300,526.17	85,243.48	0.00	0.00	385,284.26	38,659.09	0.00	0.00	0.00	41183 PowerPlant	Regulated	050	
02/2013	Corporate	050 Mid-States	1009 - WKG Divt	1060 - Complet	Distribution Plant	6	38500-Ind. Meas. & Reg.	79,754.63	31,023.20	0.00	0.00	79,516.81	124.15	0.00	0.00	0.00	41183 PowerPlant	Regulated	050	
02/2013	Corporate	050 Mid-States	1009 - WKG Divt	1060 - Complet	General Plant	7	39000-Structures & Imprc	22,895.53	(132,466.43)	0.00	0.00	22,895.53	0.00	0.00	0.00	0.00	41183 PowerPlant	Regulated	050	
02/2013	Corporate	050 Mid-States	1009 - WKG Divt	1060 - Complet	General Plant	7	39100-Office Furniture &	35,384.83	0.00	0.00	0.00	35,384.83	0.00	0.00	0.00	0.00	41183 PowerPlant	Regulated	050	
02/2013	Corporate	050 Mid-States	1009 - WKG Divt	1060 - Complet	General Plant	7	39400-Tools, Shop, & Ga	50,164.54	(70,160.15)	0.00	0.00	35,998.78	(13,165.75)	0.00	0.00	0.00	41183 PowerPlant	Regulated	050	
02/2013	Corporate	050 Mid-States	1009 - WKG Divt	1060 - Complet	General Plant	7	39800-Miscellaneous Eq	20,198.81	(75,357.07)	0.00	0.00	18,044.28	(2,154.53)	0.00	0.00	0.00	41183 PowerPlant	Regulated	050	
02/2013	Corporate	050 Mid-States	1009 - WKG Divt	1060 - Complet	General Plant	7	39900-Oth Tang Prop - P	0.00	(252,199.69)	0.00	0.00	0.00	0.00	0.00	0.00	0.00	41183 PowerPlant	Regulated	050	
02/2013	Corporate	050 Mid-States	1009 - WKG Divt	1060 - Complet	General Plant	7	CWIP	0.00	(5,623,217.07)	0.00	0.00	0.00	0.00	0.00	0.00	0.00	41183 PowerPlant	Regulated	050	
02/2013	Corporate	016 Atmos Regt	012 - Call	Centr	1010 - Gas Plan General	Plant	7	38900-Land	2,874,239.86	0.00	0.00	0.00	2,874,239.86	0.00	0.00	0.00	0.00	41183 PowerPlant	Regulated	010
02/2013	Corporate	016 Atmos Regt	012 - Call	Centr	1010 - Gas Plan General	Plant	7	38910-CWV-Land & Land	1,887,122.89	0.00	0.00	0.00	1,887,122.89	0.00	0.00	0.00	0.00	41183 PowerPlant	Regulated	010
02/2013	Corporate	016 Atmos Regt	012 - Call	Centr	1010 - Gas Plan General	Plant	7	39000-Structures & Imprc	12,254,759.52	10,854,843.83	0.00	0.00	12,254,759.52	0.00	0.00	0.00	0.00	41183 PowerPlant	Regulated	010
02/2013	Corporate	016 Atmos Regt	012 - Call	Centr	1010 - Gas Plan General	Plant	7	39009-Improv. To Leased	4,424,648.53	6,258.25	0.00	0.00	4,424,648.53	0.00	0.00	0.00	0.00	41183 PowerPlant	Regulated	010
02/2013	Corporate	016 Atmos Regt	012 - Call	Centr	1010 - Gas Plan General	Plant	7	39010-CWV-Structures &	10,400,517.79	0.00	0.00	0.00	10,400,517.79	0.00	0.00	0.00	0.00	41183 PowerPlant	Regulated	010
02/2013	Corporate	016 Atmos Regt	012 - Call	Centr	1010 - Gas Plan General	Plant	7	39100-Office Furniture &	816,183.52	21,795.85	0.00	0.00	816,183.52	0.00	0.00	0.00	0.00	41183 PowerPlant	Regulated	010
02/2013	Corporate	016 Atmos Regt	012 - Call	Centr	1010 - Gas Plan General	Plant	7	39700-Communication Et	1,299,980.23	0.00	0.00	0.00	1,299,980.23	0.00	0.00	0.00	0.00	41183 PowerPlant	Regulated	010
02/2013	Corporate	016 Atmos Regt	012 - Call	Centr	1010 - Gas Plan General	Plant	7	39710-CWV-Communicati	271,621.22	0.00	0.00	0.00	271,621.22	0.00	0.00	0.00	0.00	41183 PowerPlant	Regulated	010
02/2013	Corporate	016 Atmos Regt	012 - Call	Centr	1010 - Gas Plan General	Plant	7	39800-Miscellaneous Eq	6,923.44	0.00	0.00	0.00	6,923.44	0.00	0.00	0.00	0.00	41183 PowerPlant	Regulated	010
02/2013	Corporate	016 Atmos Regt	012 - Call	Centr	1010 - Gas Plan General	Plant	7	39901-Oth Tang Prop - S	4,800,741.99	0.00	0.00	0.00	4,800,741.99	0.00	0.00	0.00	0.00	41183 PowerPlant	Regulated	010
02/2013	Corporate	016 Atmos Regt	012 - Call	Centr	1010 - Gas Plan General	Plant	7	39902-Oth Tang Prop - S	2,370,173.83	0.00	0.00	0.00	2,370,173.83	0.00	0.00	0.00	0.00	41183 PowerPlant	Regulated	010
02/2013	Corporate	016 Atmos Regt	012 - Call	Centr	1010 - Gas Plan General	Plant	7	39903-Oth Tang Prop - N	156,369.98	0.00	0.00	0.00	156,369.98	0.00	0.00	0.00	0.00	41183 PowerPlant	Regulated	010
02/2013	Corporate	016 Atmos Regt	012 - Call	Centr	1010 - Gas Plan General	Plant	7	39905-Oth Tang Prop - P	345,065.50	50,710.44	0.00	2,258.95	342,735.06	(329.44)	0.00	0.00	0.00	41183 PowerPlant	Regulated	010
02/2013	Corporate	016 Atmos Regt	012 - Call	Centr	1010 - Gas Plan General	Plant	7	39907-Oth Tang Prop - A	496,432.80	0.00	0.00	0.00	496,432.80	0.00	0.00	0.00	0.00	41183 PowerPlant	Regulated	010
02/2013	Corporate	016 Atmos Regt	012 - Call	Centr	1010 - Gas Plan General	Plant	7	39908-Oth Tang Prop - A	90,526,345.29	76,545.18	(92,354.70)	55,413.22	90,626,345.29	0.00	0.00	0.00	0			

month	set_of_books	company	business_seg	description	func_class	fc_sord	description	beginning_balance	ytd_additions	ytd_retirements	ytd_trans_adj	ending_balance	curr_additions	curr_retiremen	curr_trans_adj	month-don't us	Source	Reg/Non Reg	BU1
02/2013	Corporate	050 Mid-States	1091	Brentwood 1060 - Complete	General Plant	7	39600-Miscellaneous Eq.	252,372.18	0.00	0.00	0.00	252,372.18	0.00	0.00	0.00	41183	PowerPlant	Regulated	050
02/2013	Corporate						CWIP		36,174.31				(104,331.28)				General Ledger	Regulated	050
03/2013	Corporate	010 Atmos Regi	002	Dallas Atr 1010 - Gas Plan	General Plant	7	39000-Structures & Imprc	49,305.76	43,435.24	0.00	0.00	49,305.76	0.00	0.00	0.00	10/1/2012	PowerPlant	Regulated	010
03/2013	Corporate	010 Atmos Regi	002	Dallas Atr 1010 - Gas Plan	General Plant	7	39005-G-Structures & Imj	9,154,265.84	0.00	0.00	0.00	9,154,265.84	0.00	0.00	0.00	10/1/2012	PowerPlant	Regulated	010
03/2013	Corporate	010 Atmos Regi	002	Dallas Atr 1010 - Gas Plan	General Plant	7	39009-Improv. to Leased	8,856,030.28	279,143.03	0.00	0.00	8,856,030.28	(0.83)	0.00	0.00	10/1/2012	PowerPlant	Regulated	010
03/2013	Corporate	010 Atmos Regi	002	Dallas Atr 1010 - Gas Plan	General Plant	7	39100-Office Furniture &	10,809,370.54	26,770.05	(294,031.90)	0.00	10,515,340.27	1.63	(294,031.90)	0.00	10/1/2012	PowerPlant	Regulated	010
03/2013	Corporate	010 Atmos Regi	002	Dallas Atr 1010 - Gas Plan	General Plant	7	39104-G-Office Furniture	63,740.85	0.00	0.00	0.00	63,740.85	0.00	0.00	0.00	10/1/2012	PowerPlant	Regulated	010
03/2013	Corporate	010 Atmos Regi	002	Dallas Atr 1010 - Gas Plan	General Plant	7	39200-Transportation Eq	99,142.78	0.00	0.00	0.00	99,142.78	0.00	0.00	0.00	10/1/2012	PowerPlant	Regulated	010
03/2013	Corporate	010 Atmos Regi	002	Dallas Atr 1010 - Gas Plan	General Plant	7	39400-Tools, Shop, & Ga	134,556.50	0.00	0.00	0.00	134,556.50	0.00	0.00	0.00	10/1/2012	PowerPlant	Regulated	010
03/2013	Corporate	010 Atmos Regi	002	Dallas Atr 1010 - Gas Plan	General Plant	7	39500-Laboratory Equipm	23,832.07	0.00	0.00	0.00	23,832.07	0.00	0.00	0.00	10/1/2012	PowerPlant	Regulated	010
03/2013	Corporate	010 Atmos Regi	002	Dallas Atr 1010 - Gas Plan	General Plant	7	39700-Communication Eq	2,448,892.24	5,924.34	0.00	0.00	2,448,892.24	0.00	0.00	0.00	10/1/2012	PowerPlant	Regulated	010
03/2013	Corporate	010 Atmos Regi	002	Dallas Atr 1010 - Gas Plan	General Plant	7	39800-Miscellaneous Eq.	388,189.07	0.00	0.00	0.00	388,189.07	0.00	0.00	0.00	10/1/2012	PowerPlant	Regulated	010
03/2013	Corporate	010 Atmos Regi	002	Dallas Atr 1010 - Gas Plan	General Plant	7	39900-Other Tangible Pr	162,267.97	0.00	0.00	0.00	162,267.97	0.00	0.00	0.00	10/1/2012	PowerPlant	Regulated	010
03/2013	Corporate	010 Atmos Regi	002	Dallas Atr 1010 - Gas Plan	General Plant	7	39901-Oth Tang Prop - S	24,380,339.21	2,506,270.06	0.00	0.00	24,458,668.93	84,829.72	0.00	0.00	10/1/2012	PowerPlant	Regulated	010
03/2013	Corporate	010 Atmos Regi	002	Dallas Atr 1010 - Gas Plan	General Plant	7	39902-Oth Tang Prop - S	13,517,023.85	536,439.27	0.00	0.00	13,527,148.45	10,124.60	0.00	0.00	10/1/2012	PowerPlant	Regulated	010
03/2013	Corporate	010 Atmos Regi	002	Dallas Atr 1010 - Gas Plan	General Plant	7	39903-Oth Tang Prop - N	3,497,128.53	14,686.77	(96,187.99)	0.00	3,497,128.53	0.00	0.00	0.00	10/1/2012	PowerPlant	Regulated	010
03/2013	Corporate	010 Atmos Regi	002	Dallas Atr 1010 - Gas Plan	General Plant	7	39906-Oth Tang Prop - P	2,639,605.50	284,449.78	(215,892.31)	(2,258.95)	2,647,214.04	7,408.54	0.00	0.00	10/1/2012	PowerPlant	Regulated	010
03/2013	Corporate	010 Atmos Regi	002	Dallas Atr 1010 - Gas Plan	General Plant	7	39907-Oth Tang Prop - P	1,587,555.53	96,526.17	(361,597.48)	0.00	1,592,459.63	4,903.10	0.00	0.00	10/1/2012	PowerPlant	Regulated	010
03/2013	Corporate	010 Atmos Regi	002	Dallas Atr 1010 - Gas Plan	General Plant	7	39908-Oth Tang Prop - A	92,591,785.28	6,789,713.75	(30,794.14)	(58,413.22)	92,634,719.15	42,933.87	0.00	0.00	10/1/2012	PowerPlant	Regulated	010
03/2013	Corporate	010 Atmos Regi	002	Dallas Atr 1010 - Gas Plan	General Plant	7	39909-Oth Tang Prop - M	2,614,618.97	0.00	0.00	0.00	2,614,618.97	0.00	0.00	0.00	10/1/2012	PowerPlant	Regulated	010
03/2013	Corporate	010 Atmos Regi	002	Dallas Atr 1060 - Complet	General Plant	7	39400-Tools, Shop, & G	77,656.01	0.00	0.00	0.00	77,656.01	0.00	0.00	0.00	10/1/2012	PowerPlant	Regulated	010
03/2013	Corporate	010 Atmos Regi	002	Dallas Atr 1060 - Complet	General Plant	7	39800-Communication Eq	1,839,513.00	0.00	0.00	0.00	1,839,513.00	0.00	0.00	0.00	10/1/2012	PowerPlant	Regulated	010
03/2013	Corporate	010 Atmos Regi	002	Dallas Atr 1060 - Complet	General Plant	7	39902-Oth Tang Prop - S	1,106,926.69	0.00	0.00	0.00	1,106,926.69	0.00	0.00	0.00	10/1/2012	PowerPlant	Regulated	010
03/2013	Corporate	010 Atmos Regi	002	Dallas Atr 1060 - Complet	General Plant	7	39903-Oth Tang Prop - N	298,430.96	0.00	0.00	0.00	298,430.96	0.00	0.00	0.00	10/1/2012	PowerPlant	Regulated	010
03/2013	Corporate	010 Atmos Regi	002	Dallas Atr 1060 - Complet	General Plant	7	39906-Oth Tang Prop - P	1,246.52	261.48	0.00	0.00	1,246.52	0.00	0.00	0.00	10/1/2012	PowerPlant	Regulated	010
03/2013	Corporate	010 Atmos Regi	002	Dallas Atr 1060 - Complet	General Plant	7	39907-Oth Tang Prop - P	10,257.94	38.86	0.00	0.00	10,257.94	0.00	0.00	0.00	10/1/2012	PowerPlant	Regulated	010
03/2013	Corporate	010 Atmos Regi	002	Dallas Atr 1060 - Complet	General Plant	7	39908-Oth Tang Prop - A	22,527.07	0.00	0.00	0.00	22,527.07	0.00	0.00	0.00	10/1/2012	PowerPlant	Regulated	010
03/2013	Corporate						CWIP		(4,397,867.18)				2,518,874.61				General Ledger	Regulated	010
03/2013	Corporate	040 Kentucky D	009	WKG Divt 1010 - Gas Plan	Distribution Plant	6	38000-Services	(25.88)	0.00	0.00	0.00	(25.88)	0.00	0.00	0.00	10/1/2012	PowerPlant	Regulated	040
03/2013	Corporate	040 Kentucky D	009	WKG Divt 1010 - Gas Plan	Distribution Plant	6	38200-Meter Installations	25.88	0.00	0.00	0.00	25.88	0.00	0.00	0.00	10/1/2012	PowerPlant	Regulated	040
03/2013	Corporate	050 Mid-States	1009	WKG Divt 1010 - Gas Plan	Intangible Plant	1	30100-Organization	8,329.72	0.00	0.00	0.00	8,329.72	0.00	0.00	0.00	10/1/2012	PowerPlant	Regulated	050
03/2013	Corporate	050 Mid-States	1009	WKG Divt 1010 - Gas Plan	Intangible Plant	1	30200-Franchises & Cont	119,652.69	0.00	0.00	0.00	119,652.69	0.00	0.00	0.00	10/1/2012	PowerPlant	Regulated	050
03/2013	Corporate	050 Mid-States	1009	WKG Divt 1010 - Gas Plan	Production & G	3	32520-Producing Leaseh	2,352.50	0.00	0.00	0.00	2,352.50	0.00	0.00	0.00	10/1/2012	PowerPlant	Regulated	050
03/2013	Corporate	050 Mid-States	1009	WKG Divt 1010 - Gas Plan	Production & G	3	32540-Rights-of-Way	83,422.32	0.00	0.00	0.00	83,422.32	0.00	0.00	0.00	10/1/2012	PowerPlant	Regulated	050
03/2013	Corporate	050 Mid-States	1009	WKG Divt 1010 - Gas Plan	Production & G	3	33100-Production Gas W	3,492.47	0.00	0.00	0.00	3,492.47	0.00	0.00	0.00	10/1/2012	PowerPlant	Regulated	050
03/2013	Corporate	050 Mid-States	1009	WKG Divt 1010 - Gas Plan	Production & G	3	33200-Field Lines	47,162.67	0.00	0.00	0.00	47,162.67	0.00	0.00	0.00	10/1/2012	PowerPlant	Regulated	050
03/2013	Corporate	050 Mid-States	1009	WKG Divt 1010 - Gas Plan	Production & G	3	33202-Tributary Lines	528,218.00	0.00	0.00	0.00	528,218.00	0.00	0.00	0.00	10/1/2012	PowerPlant	Regulated	050
03/2013	Corporate	050 Mid-States	1009	WKG Divt 1010 - Gas Plan	Production & G	3	33400-Field Meas. & Reg	192,384.43	0.00	0.00	0.00	192,384.43	0.00	0.00	0.00	10/1/2012	PowerPlant	Regulated	050
03/2013	Corporate	050 Mid-States	1009	WKG Divt 1010 - Gas Plan	Production & G	3	33600-Purification Equip	44,369.30	0.00	0.00	0.00	44,369.30	0.00	0.00	0.00	10/1/2012	PowerPlant	Regulated	050
03/2013	Corporate	050 Mid-States	1009	WKG Divt 1010 - Gas Plan	Storage Plant	4	35010-Land	261,126.69	0.00	0.00	0.00	261,126.69	0.00	0.00	0.00	10/1/2012	PowerPlant	Regulated	050
03/2013	Corporate	050 Mid-States	1009	WKG Divt 1010 - Gas Plan	Storage Plant	4	35020-Rights of Ways	4,681.58	0.00	0.00	0.00	4,681.58	0.00	0.00	0.00	10/1/2012	PowerPlant	Regulated	050
03/2013	Corporate	050 Mid-States	1009	WKG Divt 1010 - Gas Plan	Storage Plant	4	35100-Structures & Imprc	17,916.19	0.00	0.00	0.00	17,916.19	0.00	0.00	0.00	10/1/2012	PowerPlant	Regulated	050
03/2013	Corporate	050 Mid-States	1009	WKG Divt 1010 - Gas Plan	Storage Plant	4	35102-Compressor Statio	153,261.30	0.00	0.00	0.00	153,261.30	0.00	0.00	0.00	10/1/2012	PowerPlant	Regulated	050
03/2013	Corporate	050 Mid-States	1009	WKG Divt 1010 - Gas Plan	Storage Plant	4	35103-Meas. & Reg. Sta.	23,138.38	0.00	0.00	0.00	23,138.38	0.00	0.00	0.00	10/1/2012	PowerPlant	Regulated	050
03/2013	Corporate	050 Mid-States	1009	WKG Divt 1010 - Gas Plan	Storage Plant	4	35104-Other Structures	137,442.53	0.00	0.00	0.00	137,442.53	0.00	0.00	0.00	10/1/2012	PowerPlant	Regulated	050
03/2013	Corporate	050 Mid-States	1009	WKG Divt 1010 - Gas Plan	Storage Plant	4	35200-Well	2,142,450.37	1,665,976.04	0.00	0.00	2,828,337.13	782,686.76	0.00	0.00	10/1/2012	PowerPlant	Regulated	050
03/2013	Corporate	050 Mid-States	1009	WKG Divt 1010 - Gas Plan	Storage Plant	4	35201-Well Construction	1,699,998.54	0.00	(167,596.81)	0.00	1,699,998.54	0.00	0.00	0.00	10/1/2012	PowerPlant	Regulated	050
03/2013	Corporate	050 Mid-States	1009	WKG Divt 1010 - Gas Plan	Storage Plant	4	35202-Well Equipment	455,308.80	0.00	0.00	0.00	455,308.80	0.00	0.00	0.00	10/1/2012	PowerPlant	Regulated	050
03/2013	Corporate	050 Mid-States	1009	WKG Divt 1010 - Gas Plan	Storage Plant	4	35203-Cushion Gas	1,694,832.96	0.00	0.00	0.00	1,694,832.96	0.00	0.00	0.00	10/1/2012	PowerPlant	Regulated	050
03/2013	Corporate	050 Mid-States	1009	WKG Divt 1010 - Gas Plan	Storage Plant	4	35210-Leasholds	178,530.09	0.00	0.00	0.00	178,530.09	0.00	0.00	0.00	10/1/2012	PowerPlant	Regulated	050
03/2013	Corporate	050 Mid-States	1009	WKG Divt 1010 - Gas Plan	Storage Plant	4	35211-Storage Rights	54,614.27	0.00	0.00	0.00	54,614.27	0.00	0.00	0.00	10/1/2012	PowerPlant	Regulated	050
03/2013	Corporate	050 Mid-States	1009	WKG Divt 1010 - Gas Plan	Storage Plant	4	35301-Field Lines	178,496.90	0.00	0.00	0.00	178,496.90	0.00	0.00	0.00	10/1/2012	PowerPlant	Regulated	050
03/2013	Corporate	050 Mid-States	1009	WKG Divt 1010 - Gas Plan	Storage Plant	4	35302-Tributary Lines	209,458.21	0.00	0.00									

month	set_of_books	company	business_seg	description	func_class	fo_sortid	description	beginning_balance	ytd_additions	ytd_retirements	ytd_trans_adj	ending_balance	curr_additions	curr_retiremen	curr_trans_adj	month-don't-us	Source	Reg/Non Reg	BU1
03/2013	Corporate	050 Mid-States	1009 - WKG Divit	1010 - Gas Plan Distribution Plant		6	38500-Ind. Meas. & Reg.	4,935,678.35	0.00	0.00	0.00	4,936,678.35	0.00	0.00	0.00	10/1/2012	PowerPlant	Regulated	050
03/2013	Corporate	050 Mid-States	1009 - WKG Divit	1010 - Gas Plan General Plant		7	38900-Land & Land Right	786,215.90	0.00	0.00	0.00	786,215.90	0.00	0.00	0.00	10/1/2012	PowerPlant	Regulated	050
03/2013	Corporate	050 Mid-States	1009 - WKG Divit	1010 - Gas Plan General Plant		7	39000-Structures & Imprc	1,563,051.62	244,517.48	(5,256.31)	0.00	1,580,879.05	23,083.74	(5,256.31)	0.00	10/1/2012	PowerPlant	Regulated	050
03/2013	Corporate	050 Mid-States	1009 - WKG Divit	1010 - Gas Plan General Plant		7	39002-Structures - Brick	178,755.36	0.00	0.00	0.00	178,755.36	0.00	0.00	0.00	10/1/2012	PowerPlant	Regulated	050
03/2013	Corporate	050 Mid-States	1009 - WKG Divit	1010 - Gas Plan General Plant		7	39003-Improvements	725,021.86	0.00	0.00	0.00	725,021.86	0.00	0.00	0.00	10/1/2012	PowerPlant	Regulated	050
03/2013	Corporate	050 Mid-States	1009 - WKG Divit	1010 - Gas Plan General Plant		7	39004-Air Conditioning Eq	7,461.49	0.00	0.00	0.00	7,461.49	0.00	0.00	0.00	10/1/2012	PowerPlant	Regulated	050
03/2013	Corporate	050 Mid-States	1009 - WKG Divit	1010 - Gas Plan General Plant		7	39009-Improv. To Leased	1,279,375.74	0.00	0.00	0.00	1,279,375.74	0.00	0.00	0.00	10/1/2012	PowerPlant	Regulated	050
03/2013	Corporate	050 Mid-States	1009 - WKG Divit	1010 - Gas Plan General Plant		7	39100-Office Furniture &	1,418,267.25	0.00	(3,835.95)	0.00	1,414,431.30	0.00	(3,835.95)	0.00	10/1/2012	PowerPlant	Regulated	050
03/2013	Corporate	050 Mid-States	1009 - WKG Divit	1010 - Gas Plan General Plant		7	39200-Transportation Eq	395,444.28	0.00	0.00	0.00	395,444.28	0.00	0.00	0.00	10/1/2012	PowerPlant	Regulated	050
03/2013	Corporate	050 Mid-States	1009 - WKG Divit	1010 - Gas Plan General Plant		7	39202-WKG Trailers	33,191.91	0.00	0.00	0.00	33,191.91	0.00	0.00	0.00	10/1/2012	PowerPlant	Regulated	050
03/2013	Corporate	050 Mid-States	1009 - WKG Divit	1010 - Gas Plan General Plant		7	39400-Tools, Shop, & Ga	2,108,045.32	105,280.10	0.00	0.00	2,108,226.60	181.28	0.00	0.00	10/1/2012	PowerPlant	Regulated	050
03/2013	Corporate	050 Mid-States	1009 - WKG Divit	1010 - Gas Plan General Plant		7	39603-Ditchers	53,703.65	0.00	0.00	0.00	53,703.65	0.00	0.00	0.00	10/1/2012	PowerPlant	Regulated	050
03/2013	Corporate	050 Mid-States	1009 - WKG Divit	1010 - Gas Plan General Plant		7	39604-Backhoes	62,747.29	0.00	0.00	0.00	62,747.29	0.00	0.00	0.00	10/1/2012	PowerPlant	Regulated	050
03/2013	Corporate	050 Mid-States	1009 - WKG Divit	1010 - Gas Plan General Plant		7	39605-Welders	33,235.94	0.00	0.00	0.00	33,235.94	0.00	0.00	0.00	10/1/2012	PowerPlant	Regulated	050
03/2013	Corporate	050 Mid-States	1009 - WKG Divit	1010 - Gas Plan General Plant		7	39700-Communication Eq	377,221.88	0.00	(441.02)	0.00	377,221.88	0.00	0.00	0.00	10/1/2012	PowerPlant	Regulated	050
03/2013	Corporate	050 Mid-States	1009 - WKG Divit	1010 - Gas Plan General Plant		7	39705-Comm. Equip. - Te	66,315.61	0.00	0.00	0.00	66,315.61	0.00	0.00	0.00	10/1/2012	PowerPlant	Regulated	050
03/2013	Corporate	050 Mid-States	1009 - WKG Divit	1010 - Gas Plan General Plant		7	39800-Miscellaneous Eq	3,108,327.43	204,911.08	(213,313.93)	0.00	3,227,888.58	119,161.25	0.00	0.00	10/1/2012	PowerPlant	Regulated	050
03/2013	Corporate	050 Mid-States	1009 - WKG Divit	1010 - Gas Plan General Plant		7	39901-Oth Tang Prop - S	175,890.99	0.00	0.00	0.00	175,890.99	0.00	0.00	0.00	10/1/2012	PowerPlant	Regulated	050
03/2013	Corporate	050 Mid-States	1009 - WKG Divit	1010 - Gas Plan General Plant		7	39902-Oth Tang Prop - S	100,775.12	0.00	(12,637.60)	0.00	100,775.12	0.00	0.00	0.00	10/1/2012	PowerPlant	Regulated	050
03/2013	Corporate	050 Mid-States	1009 - WKG Divit	1010 - Gas Plan General Plant		7	39903-Oth Tang Prop - N	52,296.63	0.00	(459,484.83)	0.00	52,296.63	0.00	0.00	0.00	10/1/2012	PowerPlant	Regulated	050
03/2013	Corporate	050 Mid-States	1009 - WKG Divit	1010 - Gas Plan General Plant		7	39906-Oth Tang Prop - P	2,533,150.97	387,706.82	(1,057,743.39)	0.00	2,533,150.97	27.26	0.00	0.00	10/1/2012	PowerPlant	Regulated	050
03/2013	Corporate	050 Mid-States	1009 - WKG Divit	1010 - Gas Plan General Plant		7	39907-Oth Tang Prop - P	13,882.84	0.00	(233,448.29)	0.00	13,882.84	0.00	0.00	0.00	10/1/2012	PowerPlant	Regulated	050
03/2013	Corporate	050 Mid-States	1009 - WKG Divit	1010 - Gas Plan General Plant		7	39908-Oth Tang Prop - A	139,014.17	0.00	(272,685.67)	0.00	139,014.17	0.00	0.00	0.00	10/1/2012	PowerPlant	Regulated	050
03/2013	Corporate	050 Mid-States	1009 - WKG Divit	1060 - Complet Storage Plant		4	35200-Wells	1,563,990.19	(782,886.78)	0.00	0.00	781,103.43	(782,886.78)	0.00	0.00	10/1/2012	PowerPlant	Regulated	050
03/2013	Corporate	050 Mid-States	1009 - WKG Divit	1060 - Complet Distribution Plant		6	37400-Land & Land Right	146,221.97	0.00	0.00	0.00	146,221.97	0.00	0.00	0.00	10/1/2012	PowerPlant	Regulated	050
03/2013	Corporate	050 Mid-States	1009 - WKG Divit	1060 - Complet Distribution Plant		6	37600-Mains - Catholic F	1,467,316.22	152,790.75	0.00	0.00	1,505,378.42	38,022.20	0.00	0.00	10/1/2012	PowerPlant	Regulated	050
03/2013	Corporate	050 Mid-States	1009 - WKG Divit	1060 - Complet Distribution Plant		6	37601-Mains - Steel	8,491,719.67	4,176.98	0.00	0.00	8,244,871.06	(246,848.61)	0.00	0.00	10/1/2012	PowerPlant	Regulated	050
03/2013	Corporate	050 Mid-States	1009 - WKG Divit	1060 - Complet Distribution Plant		6	37602-Mains - Plastic	5,083,477.81	884,875.96	0.00	0.00	4,877,768.55	(295,703.26)	0.00	0.00	10/1/2012	PowerPlant	Regulated	050
03/2013	Corporate	050 Mid-States	1009 - WKG Divit	1060 - Complet Distribution Plant		6	37800-Meas. & Reg. Sta.	158,720.11	7,010.18	0.00	0.00	158,720.11	0.00	0.00	0.00	10/1/2012	PowerPlant	Regulated	050
03/2013	Corporate	050 Mid-States	1009 - WKG Divit	1060 - Complet Distribution Plant		6	37900-Meas. & Reg. - Cit	331,405.56	(31,206.41)	0.00	0.00	331,405.99	(0.59)	0.00	0.00	10/1/2012	PowerPlant	Regulated	050
03/2013	Corporate	050 Mid-States	1009 - WKG Divit	1060 - Complet Distribution Plant		6	38000-Services	5,580,032.27	(185,637.45)	0.00	0.00	4,653,207.30	(1,536,824.97)	0.00	0.00	10/1/2012	PowerPlant	Regulated	050
03/2013	Corporate	050 Mid-States	1009 - WKG Divit	1060 - Complet Distribution Plant		6	38100-Meters	4,028,330.30	1,708,329.42	0.00	0.00	4,169,784.63	141,454.33	0.00	0.00	10/1/2012	PowerPlant	Regulated	050
03/2013	Corporate	050 Mid-States	1009 - WKG Divit	1060 - Complet Distribution Plant		6	38200-Meter Installations	4,767,866.83	439,731.47	0.00	0.00	4,743,454.14	(24,412.39)	0.00	0.00	10/1/2012	PowerPlant	Regulated	050
03/2013	Corporate	050 Mid-States	1009 - WKG Divit	1060 - Complet Distribution Plant		6	38300-House Regulators	369,284.26	7,535.08	0.00	0.00	311,575.66	(57,709.40)	0.00	0.00	10/1/2012	PowerPlant	Regulated	050
03/2013	Corporate	050 Mid-States	1009 - WKG Divit	1060 - Complet Distribution Plant		6	38500-Ind. Meas. & Reg.	79,916.81	39,905.00	0.00	0.00	80,801.61	6,881.80	0.00	0.00	10/1/2012	PowerPlant	Regulated	050
03/2013	Corporate	050 Mid-States	1009 - WKG Divit	1060 - Complet General Plant		7	38000-Structures & Imprc	22,895.93	(155,362.35)	0.00	0.00	0.00	(22,895.93)	0.00	0.00	10/1/2012	PowerPlant	Regulated	050
03/2013	Corporate	050 Mid-States	1009 - WKG Divit	1060 - Complet General Plant		7	39100-Office Furniture &	35,384.93	0.00	0.00	0.00	35,384.93	0.00	0.00	0.00	10/1/2012	PowerPlant	Regulated	050
03/2013	Corporate	050 Mid-States	1009 - WKG Divit	1060 - Complet General Plant		7	39400-Tools, Shop, & Ga	36,998.78	(57,038.69)	0.00	0.00	50,140.25	13,141.47	0.00	0.00	10/1/2012	PowerPlant	Regulated	050
03/2013	Corporate	050 Mid-States	1009 - WKG Divit	1060 - Complet General Plant		7	39800-Miscellaneous Eq	18,044.28	(75,357.07)	0.00	0.00	18,044.28	0.00	0.00	0.00	10/1/2012	PowerPlant	Regulated	050
03/2013	Corporate	050 Mid-States	1009 - WKG Divit	1060 - Complet General Plant		7	39908-Oth Tang Prop - P	0.00	(252,199.69)	0.00	0.00	0.00	0.00	0.00	0.00	10/1/2012	PowerPlant	Regulated	050
03/2013							CWIP		(4,823,030.82)					700,186.15			General Ledger	Regulated	050
03/2013							CWIP										General Ledger	Regulated	010
03/2013	Corporate	010 Atmos Regi	012 - Call Cente	1010 - Gas Plan General Plant		7	38900-Land	2,874,239.86	0.00	0.00	0.00	2,874,239.86	0.00	0.00	0.00	10/1/2012	PowerPlant	Regulated	010
03/2013	Corporate	010 Atmos Regi	012 - Call Cente	1010 - Gas Plan General Plant		7	38910-CKV-Land & Land	1,887,122.88	0.00	0.00	0.00	1,887,122.88	0.00	0.00	0.00	10/1/2012	PowerPlant	Regulated	010
03/2013	Corporate	010 Atmos Regi	012 - Call Cente	1010 - Gas Plan General Plant		7	39000-Structures & Imprc	12,254,759.52	10,554,843.83	0.00	0.00	12,254,759.52	0.00	0.00	0.00	10/1/2012	PowerPlant	Regulated	010
03/2013	Corporate	010 Atmos Regi	012 - Call Cente	1010 - Gas Plan General Plant		7	39009-Improv. To Leased	4,424,648.63	6,258.25	0.00	0.00	4,424,648.63	0.00	0.00	0.00	10/1/2012	PowerPlant	Regulated	010
03/2013	Corporate	010 Atmos Regi	012 - Call Cente	1010 - Gas Plan General Plant		7	39010-CKV-Structures &	10,400,517.79	0.00	0.00	0.00	10,400,517.79	0.00	0.00	0.00	10/1/2012	PowerPlant	Regulated	010
03/2013	Corporate	010 Atmos Regi	012 - Call Cente	1010 - Gas Plan General Plant		7	39100-Office Furniture &	816,183.62	21,795.55	0.00	0.00	816,183.62	0.00	0.00	0.00	10/1/2012	PowerPlant	Regulated	010
03/2013	Corporate	010 Atmos Regi	012 - Call Cente	1010 - Gas Plan General Plant		7	39700-Communication Eq	1,299,680.23	0.00	0.00	0.00	1,299,680.23	0.00	0.00	0.00	10/1/2012	PowerPlant	Regulated	010
03/2013	Corporate	010 Atmos Regi	012 - Call Cente	1010 - Gas Plan General Plant		7	39710-CKV-Communication	271,621.22	0.00	0.00	0.00	271,621.22	0.00	0.00	0.00	10/1/2012	PowerPlant	Regulated	010
03/2013	Corporate	010 Atmos Regi	012 - Call Cente	1010 - Gas Plan General Plant		7	39800-Miscellaneous Eq	6,923.44	0.00	0.00	0.00	6,923.44	0.00	0.00	0.00	10/1/2012	PowerPlant	Regulated	010
03/2013	Corporate	010 Atmos Regi	012 - Call Cente	1010 - Gas Plan General Plant		7	39901-Oth Tang Prop - S	4,800,741.99	87,484.30	0.00	0.00	4,888,206.29	67,484.30	0.00	0.00	10/1/2012	PowerPlant	Regulated	010
03/2013	Corporate	010 Atmos Regi	012 -																

month	set_of_books	company	business_seg	description	func_class	fc_sordid	description	beginning_bal	ytd_additions	ytd_retirements	ytd_trans_adj	ending_balance	curr_additions	curr_retiremen	curr_trans_adj	month-don't us	Source	Reg/Non Reg	BU1
03/2013	Corporate	050 Mid-States	1091 - Brentwood	1010 - Gas Plan	General Plant	7 39503	0th Tang Prop - N	240,506.78	0.00	(11,191.37)	0.00	240,506.78	0.00	0.00	0.00	10/1/2012	PowerPlant	Regulated	050
03/2013	Corporate	050 Mid-States	1091 - Brentwood	1010 - Gas Plan	General Plant	7 39506	0th Tang Prop - P	735,713.92	254,267.87	(630,450.24)	(62,089.70)	673,624.22	0.00	0.00	(62,089.70)	10/1/2012	PowerPlant	Regulated	050
03/2013	Corporate	050 Mid-States	1091 - Brentwood	1010 - Gas Plan	General Plant	7 39507	0th Tang Prop - P	0.00	0.00	(89,815.16)	0.00	39,816.30	0.00	0.00	0.00	10/1/2012	PowerPlant	Regulated	050
03/2013	Corporate	050 Mid-States	1091 - Brentwood	1010 - Gas Plan	General Plant	7 39508	0th Tang Prop - A	31,368.38	36,575.39	(707,722.30)	0.00	0.00	38,575.38	0.00	0.00	10/1/2012	PowerPlant	Regulated	050
03/2013	Corporate	050 Mid-States	1091 - Brentwood	1060 - Complete	General Plant	7 39500	Miscellaneous Eq - CWFF	252,372.18	0.00	0.00	0.00	252,372.18	0.00	0.00	0.00	10/1/2012	PowerPlant	Regulated	050
03/2013	Corporate	050 Mid-States	1088 - Central	Rt 1010 - Gas Plan	General Plant	7 39100	Office Furniture & Equip	0.00	133,160.66	0.00	0.00	0.00	96,986.25	0.00	0.00	10/1/2011	General Ledger	Regulated	050
06/2012	Corporate	050 Mid-States	1088 - Central	Rt 1010 - Gas Plan	General Plant	7 39200	Transportation Eq	0.00	0.00	0.00	0.00	0.00	0.00	0.00	0.00	10/1/2011	PowerPlant	Regulated	050
06/2012	Corporate	050 Mid-States	1088 - Central	Rt 1010 - Gas Plan	General Plant	7 39400	Tools, Shop, & Ga	0.00	0.00	0.00	0.00	0.00	0.00	0.00	0.00	10/1/2011	PowerPlant	Regulated	050
06/2012	Corporate	050 Mid-States	1088 - Central	Rt 1010 - Gas Plan	General Plant	7 39500	Power Operated Eq	0.00	0.00	0.00	0.00	0.00	0.00	0.00	0.00	10/1/2011	PowerPlant	Regulated	050
06/2012	Corporate	050 Mid-States	1088 - Central	Rt 1010 - Gas Plan	General Plant	7 39700	Communication Eq	0.00	0.00	0.00	0.00	0.00	0.00	0.00	0.00	10/1/2011	PowerPlant	Regulated	050
06/2012	Corporate	050 Mid-States	1088 - Central	Rt 1010 - Gas Plan	General Plant	7 39906	0th Tang Prop - P	0.00	0.00	0.00	0.00	0.00	0.00	0.00	0.00	10/1/2011	PowerPlant	Regulated	050
06/2012	Corporate	050 Mid-States	1088 - Central	Rt 1010 - Gas Plan	General Plant	7 39907	0th Tang Prop - P	0.00	0.00	0.00	0.00	0.00	0.00	0.00	0.00	10/1/2011	PowerPlant	Regulated	050
06/2012	Corporate	050 Mid-States	1090 - Eastern	Rt 1010 - Gas Plan	General Plant	7 39100	Office Furniture & Equip	0.00	0.00	0.00	0.00	0.00	0.00	0.00	0.00	10/1/2011	PowerPlant	Regulated	050
06/2012	Corporate	050 Mid-States	1090 - Eastern	Rt 1010 - Gas Plan	General Plant	7 39700	Communication Eq	0.00	0.00	0.00	0.00	0.00	0.00	0.00	0.00	10/1/2011	PowerPlant	Regulated	050
06/2012	Corporate	050 Mid-States	1090 - Eastern	Rt 1010 - Gas Plan	General Plant	7 39500	Miscellaneous Eq	0.00	0.00	0.00	0.00	0.00	0.00	0.00	0.00	10/1/2011	PowerPlant	Regulated	050
06/2012	Corporate	050 Mid-States	1090 - Eastern	Rt 1010 - Gas Plan	General Plant	7 39906	0th Tang Prop - P	0.00	0.00	0.00	0.00	0.00	0.00	0.00	0.00	10/1/2011	PowerPlant	Regulated	050
06/2012	Corporate	050 Mid-States	1091 - Brentwood	1010 - Gas Plan	Intangible Plant	1 30100	Organization	185,309.27	0.00	0.00	0.00	185,309.27	0.00	0.00	0.00	10/1/2011	PowerPlant	Regulated	050
06/2012	Corporate	050 Mid-States	1091 - Brentwood	1010 - Gas Plan	Intangible Plant	1 30300	Misc. Intangible Pl	1,109,551.68	0.00	0.00	0.00	1,109,551.68	0.00	0.00	0.00	10/1/2011	PowerPlant	Regulated	050
06/2012	Corporate	050 Mid-States	1091 - Brentwood	1010 - Gas Plan	Distribution Plant	6 37601	Mains - Steel	0.00	0.00	0.00	0.00	0.00	0.00	0.00	0.00	10/1/2011	PowerPlant	Regulated	050
06/2012	Corporate	050 Mid-States	1091 - Brentwood	1010 - Gas Plan	General Plant	7 39001	Structures - Frame	179,336.52	0.00	0.00	0.00	179,336.52	0.00	0.00	0.00	10/1/2011	PowerPlant	Regulated	050
06/2012	Corporate	050 Mid-States	1091 - Brentwood	1010 - Gas Plan	General Plant	7 39004	Air Conditioning Eq	5,771.00	0.00	0.00	0.00	5,771.00	0.00	0.00	0.00	10/1/2011	PowerPlant	Regulated	050
06/2012	Corporate	050 Mid-States	1091 - Brentwood	1010 - Gas Plan	General Plant	7 39008	Improv. to Leased	38,834.00	0.00	0.00	0.00	38,834.00	0.00	0.00	0.00	10/1/2011	PowerPlant	Regulated	050
06/2012	Corporate	050 Mid-States	1091 - Brentwood	1010 - Gas Plan	General Plant	7 39100	Office Furniture & Equip	63,449.84	0.00	0.00	0.00	63,449.84	0.00	0.00	0.00	10/1/2011	PowerPlant	Regulated	050
06/2012	Corporate	050 Mid-States	1091 - Brentwood	1010 - Gas Plan	General Plant	7 39200	Transportation Eq	4,109.69	0.00	0.00	0.00	4,109.69	0.00	0.00	0.00	10/1/2011	PowerPlant	Regulated	050
06/2012	Corporate	050 Mid-States	1091 - Brentwood	1010 - Gas Plan	General Plant	7 39300	Stores Equipment	4,161.06	0.00	0.00	0.00	4,161.06	0.00	0.00	0.00	10/1/2011	PowerPlant	Regulated	050
06/2012	Corporate	050 Mid-States	1091 - Brentwood	1010 - Gas Plan	General Plant	7 39400	Tools, Shop, & Ga	142,558.63	0.00	0.00	0.00	142,558.63	0.00	0.00	0.00	10/1/2011	PowerPlant	Regulated	050
06/2012	Corporate	050 Mid-States	1091 - Brentwood	1010 - Gas Plan	General Plant	7 39500	Power Operated Eq	19,534.24	0.00	0.00	0.00	19,534.24	0.00	0.00	0.00	10/1/2011	PowerPlant	Regulated	050
06/2012	Corporate	050 Mid-States	1091 - Brentwood	1010 - Gas Plan	General Plant	7 39700	Communication Eq	317,544.81	0.00	(3,241.01)	0.00	317,544.81	0.00	0.00	0.00	10/1/2011	PowerPlant	Regulated	050
06/2012	Corporate	050 Mid-States	1091 - Brentwood	1010 - Gas Plan	General Plant	7 39500	Miscellaneous Eq	573,322.76	0.00	0.00	(34,387.20)	573,322.76	0.00	0.00	0.00	10/1/2011	PowerPlant	Regulated	050
06/2012	Corporate	050 Mid-States	1091 - Brentwood	1010 - Gas Plan	General Plant	7 39900	Other Tangible Pr	76,993.22	0.00	0.00	0.00	76,993.22	0.00	0.00	0.00	10/1/2011	PowerPlant	Regulated	050
06/2012	Corporate	050 Mid-States	1091 - Brentwood	1010 - Gas Plan	General Plant	7 39901	0th Tang Prop - S	344,153.54	0.00	0.00	0.00	344,153.54	0.00	0.00	0.00	10/1/2011	PowerPlant	Regulated	050
06/2012	Corporate	050 Mid-States	1091 - Brentwood	1010 - Gas Plan	General Plant	7 39902	0th Tang Prop - S	8,273.14	0.00	0.00	0.00	8,273.14	0.00	0.00	0.00	10/1/2011	PowerPlant	Regulated	050
06/2012	Corporate	050 Mid-States	1091 - Brentwood	1010 - Gas Plan	General Plant	7 39903	0th Tang Prop - N	251,698.15	27,748.95	(3,509.52)	0.00	251,698.15	0.00	0.00	0.00	10/1/2011	PowerPlant	Regulated	050
06/2012	Corporate	050 Mid-States	1091 - Brentwood	1010 - Gas Plan	General Plant	7 39906	0th Tang Prop - P	1,111,896.19	71,442.15	(3,062.70)	(312,683.94)	1,111,896.19	0.00	0.00	0.00	10/1/2011	PowerPlant	Regulated	050
06/2012	Corporate	050 Mid-States	1091 - Brentwood	1010 - Gas Plan	General Plant	7 39907	0th Tang Prop - P	128,631.48	0.00	0.00	0.00	128,631.48	0.00	0.00	0.00	10/1/2011	PowerPlant	Regulated	050
06/2012	Corporate	050 Mid-States	1091 - Brentwood	1010 - Gas Plan	General Plant	7 39908	0th Tang Prop - A	739,110.68	0.00	0.00	0.00	739,110.68	0.00	0.00	0.00	10/1/2011	PowerPlant	Regulated	050
06/2012	Corporate	050 Mid-States	1091 - Brentwood	1060 - Complete	Distribution Plant	6 37601	Mains - Steel	0.00	0.00	0.00	0.00	0.00	0.00	0.00	0.00	10/1/2011	PowerPlant	Regulated	050
06/2012	Corporate	050 Mid-States	1091 - Brentwood	1060 - Complete	General Plant	7 39400	Tools, Shop, & Ga	0.00	0.00	0.00	0.00	0.00	0.00	0.00	0.00	10/1/2011	PowerPlant	Regulated	050
06/2012	Corporate	050 Mid-States	1091 - Brentwood	1060 - Complete	General Plant	7 39500	Miscellaneous Eq	252,372.18	0.00	0.00	0.00	252,372.18	0.00	0.00	0.00	10/1/2011	PowerPlant	Regulated	050
06/2012	Corporate	050 Mid-States	1091 - Brentwood	1060 - Complete	General Plant	7 39901	0th Tang Prop - S	0.00	0.00	0.00	0.00	0.00	0.00	0.00	0.00	10/1/2011	PowerPlant	Regulated	050
06/2012	Corporate	050 Mid-States	1091 - Brentwood	1060 - Complete	General Plant	7 39903	0th Tang Prop - N	0.00	(24,136.33)	0.00	0.00	0.00	0.00	0.00	0.00	10/1/2011	PowerPlant	Regulated	050
06/2012	Corporate	050 Mid-States	1091 - Brentwood	1060 - Complete	General Plant	7 39906	0th Tang Prop - P	0.00	(48,926.73)	0.00	0.00	0.00	0.00	0.00	0.00	10/1/2011	PowerPlant	Regulated	050
06/2012	Corporate	050 Mid-States	1091 - Brentwood	1060 - Complete	General Plant	7 39908	0th Tang Prop - A	0.00	0.00	0.00	0.00	0.00	0.00	0.00	0.00	10/1/2011	PowerPlant	Regulated	050
06/2012	Corporate	050 Mid-States	1088 - Central	Rt 1010 - Gas Plan	General Plant	7 39200	Transportation Eq	0.00	0.00	0.00	0.00	0.00	0.00	0.00	0.00	10/1/2012	PowerPlant	Regulated	050
06/2012	Corporate	050 Mid-States	1088 - Central	Rt 1010 - Gas Plan	General Plant	7 39400	Tools, Shop, & Ga	0.00	0.00	0.00	0.00	0.00	0.00	0.00	0.00	10/1/2012	PowerPlant	Regulated	050

month	set_of_books	company	business_seg	description	func_class	fc_sortid	description	beginning_bal	ytd_additions	ytd_retirements	ytd_trans_adj	ending_balance	curr_additions	curr_retiremen	curr_trans_adj	month-end	us	Source	Reg/Non Reg	BU1
12/2012	Corporate	050 Mid-States	1090 - Eastern R	1010 - Gas Plan	General Plant	7	39800-Miscellaneous Eq.	0.00	0.00	0.00	0.00	0.00	0.00	0.00	0.00	10/1/2012	PowerPlant	Regulated	050	
12/2012	Corporate	050 Mid-States	1090 - Eastern R	1010 - Gas Plan	General Plant	7	39906-Oth Tang Prop - P	0.00	0.00	0.00	0.00	0.00	0.00	0.00	0.00	10/1/2012	PowerPlant	Regulated	050	
12/2012	Corporate	050 Mid-States	1091 - Brentwood	1010 - Gas Plan	Intangible Plant	1	30100-Organization	185,309.27	0.00	0.00	0.00	185,309.27	0.00	0.00	0.00	10/1/2012	PowerPlant	Regulated	050	
12/2012	Corporate	050 Mid-States	1091 - Brentwood	1010 - Gas Plan	Intangible Plant	1	30300-Misc. Intangible Pl	1,109,551.88	0.00	0.00	0.00	1,109,551.88	0.00	0.00	0.00	10/1/2012	PowerPlant	Regulated	050	
12/2012	Corporate	050 Mid-States	1091 - Brentwood	1010 - Gas Plan	Distribution Plant	6	37601-Mains - Steel	0.00	0.00	0.00	0.00	0.00	0.00	0.00	0.00	10/1/2012	PowerPlant	Regulated	050	
12/2012	Corporate	050 Mid-States	1091 - Brentwood	1010 - Gas Plan	General Plant	7	39001-Structures - Frame	179,336.52	0.00	0.00	0.00	179,336.52	0.00	0.00	0.00	10/1/2012	PowerPlant	Regulated	050	
12/2012	Corporate	050 Mid-States	1091 - Brentwood	1010 - Gas Plan	General Plant	7	39004-Air Conditioning Eq	5,771.00	0.00	0.00	0.00	5,771.00	0.00	0.00	0.00	10/1/2012	PowerPlant	Regulated	050	
12/2012	Corporate	050 Mid-States	1091 - Brentwood	1010 - Gas Plan	General Plant	7	39009-Improv. to Leased	38,834.00	0.00	0.00	0.00	38,834.00	0.00	0.00	0.00	10/1/2012	PowerPlant	Regulated	050	
12/2012	Corporate	050 Mid-States	1091 - Brentwood	1010 - Gas Plan	General Plant	7	39100-Office Furniture &	63,449.84	0.00	0.00	0.00	63,449.84	0.00	0.00	0.00	10/1/2012	PowerPlant	Regulated	050	
12/2012	Corporate	050 Mid-States	1091 - Brentwood	1010 - Gas Plan	General Plant	7	39200-Transportation Eq.	4,109.69	0.00	0.00	0.00	4,109.69	0.00	0.00	0.00	10/1/2012	PowerPlant	Regulated	050	
12/2012	Corporate	050 Mid-States	1091 - Brentwood	1010 - Gas Plan	General Plant	7	39300-Stores Equipment	4,161.06	0.00	0.00	0.00	4,161.06	0.00	0.00	0.00	10/1/2012	PowerPlant	Regulated	050	
12/2012	Corporate	050 Mid-States	1091 - Brentwood	1010 - Gas Plan	General Plant	7	39400-Tools, Shop, & Ga	142,558.63	0.00	0.00	0.00	142,558.63	0.00	0.00	0.00	10/1/2012	PowerPlant	Regulated	050	
12/2012	Corporate	050 Mid-States	1091 - Brentwood	1010 - Gas Plan	General Plant	7	39500-Power Operated E	19,534.24	0.00	0.00	0.00	19,534.24	0.00	0.00	0.00	10/1/2012	PowerPlant	Regulated	050	
12/2012	Corporate	050 Mid-States	1091 - Brentwood	1010 - Gas Plan	General Plant	7	39700-Communication Ec	317,544.81	0.00	(91,931.23)	0.00	225,613.58	0.00	(91,931.23)	0.00	10/1/2012	PowerPlant	Regulated	050	
12/2012	Corporate	050 Mid-States	1091 - Brentwood	1010 - Gas Plan	General Plant	7	39800-Miscellaneous Eq.	573,322.76	0.00	(231.66)	0.00	573,091.10	0.00	(231.66)	0.00	10/1/2012	PowerPlant	Regulated	050	
12/2012	Corporate	050 Mid-States	1091 - Brentwood	1010 - Gas Plan	General Plant	7	39900-Other Tangible Prc	76,993.22	0.00	0.00	0.00	76,993.22	0.00	0.00	0.00	10/1/2012	PowerPlant	Regulated	050	
12/2012	Corporate	050 Mid-States	1091 - Brentwood	1010 - Gas Plan	General Plant	7	39901-Oth Tang Prop - S	344,193.54	0.00	0.00	0.00	344,193.54	0.00	0.00	0.00	10/1/2012	PowerPlant	Regulated	050	
12/2012	Corporate	050 Mid-States	1091 - Brentwood	1010 - Gas Plan	General Plant	7	39902-Oth Tang Prop - S	8,273.14	0.00	0.00	0.00	8,273.14	0.00	0.00	0.00	10/1/2012	PowerPlant	Regulated	050	
12/2012	Corporate	050 Mid-States	1091 - Brentwood	1010 - Gas Plan	General Plant	7	39903-Oth Tang Prop - N	251,698.15	0.00	(11,191.37)	0.00	240,506.78	0.00	(11,191.37)	0.00	10/1/2012	PowerPlant	Regulated	050	
12/2012	Corporate	050 Mid-States	1091 - Brentwood	1010 - Gas Plan	General Plant	7	39906-Oth Tang Prop - P	1,111,846.83	(47.56)	(630,450.24)	0.00	481,398.39	0.00	(630,450.24)	0.00	10/1/2012	PowerPlant	Regulated	050	
12/2012	Corporate	050 Mid-States	1091 - Brentwood	1010 - Gas Plan	General Plant	7	39907-Oth Tang Prop - P	128,631.48	0.00	(88,815.18)	0.00	39,816.30	0.00	(88,815.18)	0.00	10/1/2012	PowerPlant	Regulated	050	
12/2012	Corporate	050 Mid-States	1091 - Brentwood	1010 - Gas Plan	General Plant	7	39908-Oth Tang Prop - A	739,110.88	0.00	(707,722.30)	0.00	31,388.38	0.00	(707,722.30)	0.00	10/1/2012	PowerPlant	Regulated	050	
12/2012	Corporate	050 Mid-States	1091 - Brentwood	1060 - Complet	Distribution Plant	6	37601-Mains - Steel	0.00	0.00	0.00	0.00	0.00	0.00	0.00	0.00	10/1/2012	PowerPlant	Regulated	050	
12/2012	Corporate	050 Mid-States	1091 - Brentwood	1060 - Complet	General Plant	7	39100-Office Furniture &	0.00	4,797.82	0.00	0.00	4,797.82	4,797.82	0.00	0.00	10/1/2012	PowerPlant	Regulated	050	
12/2012	Corporate	050 Mid-States	1091 - Brentwood	1060 - Complet	General Plant	7	39400-Tools, Shop, & Ga	0.00	0.00	0.00	0.00	0.00	0.00	0.00	0.00	10/1/2012	PowerPlant	Regulated	050	
12/2012	Corporate	050 Mid-States	1091 - Brentwood	1060 - Complet	General Plant	7	39800-Miscellaneous Eq.	252,372.18	0.00	0.00	0.00	252,372.18	0.00	0.00	0.00	10/1/2012	PowerPlant	Regulated	050	
12/2012	Corporate	050 Mid-States	1091 - Brentwood	1060 - Complet	General Plant	7	39901-Oth Tang Prop - S	0.00	0.00	0.00	0.00	0.00	0.00	0.00	0.00	10/1/2012	PowerPlant	Regulated	050	
12/2012	Corporate	050 Mid-States	1091 - Brentwood	1060 - Complet	General Plant	7	39903-Oth Tang Prop - N	0.00	0.00	0.00	0.00	0.00	0.00	0.00	0.00	10/1/2012	PowerPlant	Regulated	050	
12/2012	Corporate	050 Mid-States	1091 - Brentwood	1060 - Complet	General Plant	7	39906-Oth Tang Prop - P	0.00	0.00	0.00	0.00	0.00	0.00	0.00	0.00	10/1/2012	PowerPlant	Regulated	050	
12/2012	Corporate	050 Mid-States	1091 - Brentwood	1060 - Complet	General Plant	7	39908-Oth Tang Prop - A	0.00	0.00	0.00	0.00	0.00	0.00	0.00	0.00	10/1/2012	PowerPlant	Regulated	050	

BU	Division1	Division	GL Account	Acct	Balance 9/30/11	End_Balance	Recon Type	Category	Desc	Misc	Notes
010	002	002	1010	1010	-	-	Utility	Utility	Power Plant	Power Plant	
010	002	002	1010	1010	9,154,285.84	9,154,285.84	Utility	Utility	Power Plant	Power Plant	
010	002	002	1010	1010	8,253,038.38	8,576,886.42	Utility	Utility	Power Plant	Power Plant	
010	002	002	1010	1010	11,475,202.13	10,745,088.29	Utility	Utility	Power Plant	Power Plant	
010	002	002	1010	1010	-	-	Utility	Utility	Power Plant	Power Plant	
010	002	002	1010	1010	-	-	Utility	Utility	Power Plant	Power Plant	
010	002	002	1010	1010	63,740.85	63,740.85	Utility	Utility	Power Plant	Power Plant	
010	002	002	1010	1010	96,290.22	99,142.78	Utility	Utility	Power Plant	Power Plant	
010	002	002	1010	1010	-	-	Utility	Utility	Power Plant	Power Plant	
010	002	002	1010	1010	8,277.48	108,240.27	Utility	Utility	Power Plant	Power Plant	
010	002	002	1010	1010	-	12,100.47	Utility	Utility	Power Plant	Power Plant	
010	002	002	1010	1010	2,355,236.22	2,193,131.37	Utility	Utility	Power Plant	Power Plant	
010	002	002	1010	1010	236,331.11	388,189.07	Utility	Utility	Power Plant	Power Plant	
010	002	002	1010	1010	162,267.97	162,267.97	Utility	Utility	Power Plant	Power Plant	
010	002	002	1010	1010	20,200,698.89	19,187,876.31	Utility	Utility	Power Plant	Power Plant	
010	002	002	1010	1010	11,517,490.83	12,150,696.56	Utility	Utility	Power Plant	Power Plant	
010	002	002	1010	1010	3,599,232.56	3,562,965.25	Utility	Utility	Power Plant	Power Plant	
010	002	002	1010	1010	1,095,465.10	-	Utility	Utility	Power Plant	Power Plant	
010	002	002	1010	1010	1,159,964.38	-	Utility	Utility	Power Plant	Power Plant	
010	002	002	1010	1010	4,460,170.31	2,336,547.92	Utility	Utility	Power Plant	Power Plant	
010	002	002	1010	1010	1,759,440.37	1,847,044.96	Utility	Utility	Power Plant	Power Plant	
010	002	002	1010	1010	82,235,740.04	85,594,016.27	Utility	Utility	Power Plant	Power Plant	
010	002	002	1010	1010	2,614,618.97	2,614,618.97	Utility	Utility	Power Plant	Power Plant	
010	002	002	1010	1010	-	-	Utility	Utility	Power Plant	Power Plant	
010	002	002	1010	1010	-	-	Utility	Utility	Power Plant	Power Plant	
010	002	002	1010	1010	-	-	Utility	Utility	Power Plant	Power Plant	
010	002	002	1010	1010	-	-	Utility	Utility	Power Plant	Power Plant	
010	002	002	1010	1010	77,656.01	77,656.01	Utility	Utility	Power Plant	Power Plant	
010	002	002	1010	1010	-	-	Utility	Utility	Power Plant	Power Plant	
010	002	002	1010	1010	-	-	Utility	Utility	Power Plant	Power Plant	
010	002	002	1010	1010	4,559,657.76	4,483,133.04	Utility	Utility	Power Plant	Power Plant	
010	002	002	1010	1010	1,768,204.87	1,939,803.86	Utility	Utility	Power Plant	Power Plant	
010	002	002	1010	1010	311,792.18	298,430.96	Utility	Utility	Power Plant	Power Plant	
010	002	002	1010	1010	244,351.09	245,336.13	Utility	Utility	Power Plant	Power Plant	
010	002	002	1010	1010	9,968.30	10,219.08	Utility	Utility	Power Plant	Power Plant	
010	002	002	1010	1010	-	22,527.07	Utility	Utility	Power Plant	Power Plant	
010	002	002	1010	1010	-	-	Utility	Utility	Power Plant	Power Plant	
010	002	002	1010	1010	-	2,640.93	Utility	Utility	Power Plant	Power Plant	
010	002	002	1010	1010	9,154,285.84	9,154,285.84	Utility	Utility	Power Plant	Power Plant	
010	002	002	1010	1010	8,253,038.38	8,576,886.42	Utility	Utility	Power Plant	Power Plant	
010	002	002	1010	1010	11,475,202.13	10,777,276.60	Utility	Utility	Power Plant	Power Plant	
010	002	002	1010	1010	-	-	Utility	Utility	Power Plant	Power Plant	
010	002	002	1010	1010	-	-	Utility	Utility	Power Plant	Power Plant	
010	002	002	1010	1010	63,740.85	63,740.85	Utility	Utility	Power Plant	Power Plant	
010	002	002	1010	1010	96,290.22	99,142.78	Utility	Utility	Power Plant	Power Plant	
010	002	002	1010	1010	-	-	Utility	Utility	Power Plant	Power Plant	
010	002	002	1010	1010	6,277.48	108,240.27	Utility	Utility	Power Plant	Power Plant	
010	002	002	1010	1010	-	12,100.47	Utility	Utility	Power Plant	Power Plant	
010	002	002	1010	1010	2,355,236.22	2,193,131.37	Utility	Utility	Power Plant	Power Plant	
010	002	002	1010	1010	236,331.11	388,189.07	Utility	Utility	Power Plant	Power Plant	
010	002	002	1010	1010	162,267.97	162,267.97	Utility	Utility	Power Plant	Power Plant	
010	002	002	1010	1010	20,200,698.89	19,187,876.31	Utility	Utility	Power Plant	Power Plant	
010	002	002	1010	1010	11,517,490.83	12,150,696.56	Utility	Utility	Power Plant	Power Plant	
010	002	002	1010	1010	3,599,232.56	3,562,965.25	Utility	Utility	Power Plant	Power Plant	
010	002	002	1010	1010	1,095,465.10	-	Utility	Utility	Power Plant	Power Plant	
010	002	002	1010	1010	1,159,964.38	-	Utility	Utility	Power Plant	Power Plant	
010	002	002	1010	1010	4,460,170.31	2,336,563.46	Utility	Utility	Power Plant	Power Plant	
010	002	002	1010	1010	1,759,440.37	1,857,520.94	Utility	Utility	Power Plant	Power Plant	
010	002	002	1010	1010	82,235,740.04	85,721,151.15	Utility	Utility	Power Plant	Power Plant	
010	002	002	1010	1010	2,614,618.97	2,614,618.97	Utility	Utility	Power Plant	Power Plant	
010	002	002	1010	1010	-	-	Utility	Utility	Power Plant	Power Plant	
010	002	002	1010	1010	-	-	Utility	Utility	Power Plant	Power Plant	
010	002	002	1010	1010	-	-	Utility	Utility	Power Plant	Power Plant	
010	002	002	1010	1010	-	-	Utility	Utility	Power Plant	Power Plant	
010	002	002	1010	1010	77,656.01	77,656.01	Utility	Utility	Power Plant	Power Plant	
010	002	002	1010	1010	-	-	Utility	Utility	Power Plant	Power Plant	
010	002	002	1010	1010	-	-	Utility	Utility	Power Plant	Power Plant	
010	002	002	1010	1010	4,559,657.76	4,483,133.04	Utility	Utility	Power Plant	Power Plant	
010	002	002	1010	1010	1,768,204.87	1,946,615.33	Utility	Utility	Power Plant	Power Plant	
010	002	002	1010	1010	311,792.18	298,430.96	Utility	Utility	Power Plant	Power Plant	
010	002	002	1010	1010	244,351.09	245,336.13	Utility	Utility	Power Plant	Power Plant	
010	002	002	1010	1010	9,968.30	10,219.08	Utility	Utility	Power Plant	Power Plant	
010	002	002	1010	1010	-	22,527.07	Utility	Utility	Power Plant	Power Plant	
010	002	002	1010	1010	-	-	Utility	Utility	Power Plant	Power Plant	
010	002	002	1010	1010	-	5,876.74	Utility	Utility	Power Plant	Power Plant	
010	002	002	1010	1010	9,154,285.84	9,154,285.84	Utility	Utility	Power Plant	Power Plant	
010	002	002	1010	1010	8,253,038.38	8,576,886.42	Utility	Utility	Power Plant	Power Plant	
010	002	002	1010	1010	11,475,202.13	10,770,555.41	Utility	Utility	Power Plant	Power Plant	
010	002	002	1010	1010	-	-	Utility	Utility	Power Plant	Power Plant	
010	002	002	1010	1010	-	-	Utility	Utility	Power Plant	Power Plant	
010	002	002	1010	1010	63,740.85	63,740.85	Utility	Utility	Power Plant	Power Plant	
010	002	002	1010	1010	96,290.22	99,142.78	Utility	Utility	Power Plant	Power Plant	
010	002	002	1010	1010	-	-	Utility	Utility	Power Plant	Power Plant	
010	002	002	1010	1010	8,277.48	134,556.50	Utility	Utility	Power Plant	Power Plant	

BU	Division1	Division	GL Account	Acct	Balance 9/30/11	End_Balance	Recon Type	Category	Desc	Misc	Notes
010	002	002	1010	1010	-	12,100.47	Utility	Power Plant	Power Plant		
010	002	002	1010	1010	2,355,236.22	2,193,131.37	Utility	Power Plant	Power Plant		
010	002	002	1010	1010	236,331.11	388,189.07	Utility	Power Plant	Power Plant		
010	002	002	1010	1010	162,267.97	162,267.97	Utility	Power Plant	Power Plant		
010	002	002	1010	1010	20,200,696.89	19,187,876.31	Utility	Power Plant	Power Plant		
010	002	002	1010	1010	11,517,490.83	12,150,696.56	Utility	Power Plant	Power Plant		
010	002	002	1010	1010	3,589,232.56	3,562,865.25	Utility	Power Plant	Power Plant		
010	002	002	1010	1010	1,095,465.10	-	Utility	Power Plant	Power Plant		
010	002	002	1010	1010	1,159,964.38	-	Utility	Power Plant	Power Plant		
010	002	002	1010	1010	4,460,170.31	2,336,563.46	Utility	Power Plant	Power Plant		
010	002	002	1010	1010	1,759,440.37	1,857,520.94	Utility	Power Plant	Power Plant		
010	002	002	1010	1010	82,238,740.04	85,721,151.15	Utility	Power Plant	Power Plant		
010	002	002	1010	1010	2,614,618.97	2,614,618.97	Utility	Power Plant	Power Plant		
010	002	002	1010	1010	-	-	Utility	Power Plant	Power Plant		
010	002	002	1010	1010	-	-	Utility	Power Plant	Power Plant		
010	002	002	1010	1010	-	-	Utility	Power Plant	Power Plant		
010	002	002	1010	1010	-	-	Utility	Power Plant	Power Plant		
010	002	002	1010	1010	77,656.01	77,656.01	Utility	Power Plant	Power Plant		
010	002	002	1010	1010	-	-	Utility	Power Plant	Power Plant		
010	002	002	1010	1010	-	-	Utility	Power Plant	Power Plant		
010	002	002	1010	1010	4,559,657.76	4,483,133.04	Utility	Power Plant	Power Plant		
010	002	002	1010	1010	1,768,204.67	1,946,615.33	Utility	Power Plant	Power Plant		
010	002	002	1010	1010	311,792.18	298,430.96	Utility	Power Plant	Power Plant		
010	002	002	1010	1010	244,351.09	245,336.13	Utility	Power Plant	Power Plant		
010	002	002	1010	1010	9,968.30	10,219.08	Utility	Power Plant	Power Plant		
010	002	002	1010	1010	-	22,527.07	Utility	Power Plant	Power Plant		
010	002	002	1010	1010	-	-	Utility	Power Plant	Power Plant		
010	002	002	1010	1010	(0.00)	5,870.52	Utility	Power Plant	Power Plant		
010	002	002	1010	1010	9,154,285.84	9,154,285.84	Utility	Power Plant	Power Plant		
010	002	002	1010	1010	8,578,686.42	8,578,686.42	Utility	Power Plant	Power Plant		
010	002	002	1010	1010	11,475,202.13	10,782,602.12	Utility	Power Plant	Power Plant		
010	002	002	1010	1010	-	-	Utility	Power Plant	Power Plant		
010	002	002	1010	1010	-	-	Utility	Power Plant	Power Plant		
010	002	002	1010	1010	63,740.85	63,740.85	Utility	Power Plant	Power Plant		
010	002	002	1010	1010	99,142.78	99,142.78	Utility	Power Plant	Power Plant		
010	002	002	1010	1010	-	-	Utility	Power Plant	Power Plant		
010	002	002	1010	1010	6,277.48	134,556.50	Utility	Power Plant	Power Plant		
010	002	002	1010	1010	-	23,632.07	Utility	Power Plant	Power Plant		
010	002	002	1010	1010	2,355,236.22	2,439,867.90	Utility	Power Plant	Power Plant		
010	002	002	1010	1010	236,331.11	388,189.07	Utility	Power Plant	Power Plant		
010	002	002	1010	1010	162,267.97	162,267.97	Utility	Power Plant	Power Plant		
010	002	002	1010	1010	20,200,696.89	21,859,398.67	Utility	Power Plant	Power Plant		
010	002	002	1010	1010	11,517,490.83	12,990,709.18	Utility	Power Plant	Power Plant		
010	002	002	1010	1010	3,589,232.56	3,578,627.75	Utility	Power Plant	Power Plant		
010	002	002	1010	1010	1,095,465.10	-	Utility	Power Plant	Power Plant		
010	002	002	1010	1010	1,159,964.38	-	Utility	Power Plant	Power Plant		
010	002	002	1010	1010	4,460,170.31	2,580,915.52	Utility	Power Plant	Power Plant		
010	002	002	1010	1010	1,759,440.37	1,857,520.94	Utility	Power Plant	Power Plant		
010	002	002	1010	1010	82,238,740.04	85,932,212.75	Utility	Power Plant	Power Plant		
010	002	002	1010	1010	2,614,618.97	2,614,618.97	Utility	Power Plant	Power Plant		
010	002	002	1010	1010	-	-	Utility	Power Plant	Power Plant		
010	002	002	1010	1010	-	-	Utility	Power Plant	Power Plant		
010	002	002	1010	1010	-	-	Utility	Power Plant	Power Plant		
010	002	002	1010	1010	-	-	Utility	Power Plant	Power Plant		
010	002	002	1010	1010	77,656.01	77,656.01	Utility	Power Plant	Power Plant		
010	002	002	1010	1010	-	-	Utility	Power Plant	Power Plant		
010	002	002	1010	1010	-	-	Utility	Power Plant	Power Plant		
010	002	002	1010	1010	4,559,657.76	1,839,513.00	Utility	Power Plant	Power Plant		
010	002	002	1010	1010	1,768,204.67	1,106,626.69	Utility	Power Plant	Power Plant		
010	002	002	1010	1010	311,792.18	298,430.96	Utility	Power Plant	Power Plant		
010	002	002	1010	1010	244,351.09	965.04	Utility	Power Plant	Power Plant		
010	002	002	1010	1010	9,968.30	10,219.08	Utility	Power Plant	Power Plant		
010	002	002	1010	1010	-	22,527.07	Utility	Power Plant	Power Plant		
010	002	002	1010	1010	-	-	Utility	Power Plant	Power Plant		
010	002	002	1010	1010	5,870.52	40,547.14	Utility	Power Plant	Power Plant		
010	002	002	1010	1010	9,154,285.84	9,154,285.84	Utility	Power Plant	Power Plant		
010	002	002	1010	1010	8,578,686.42	8,668,900.36	Utility	Power Plant	Power Plant		
010	002	002	1010	1010	10,782,602.12	10,787,788.72	Utility	Power Plant	Power Plant		
010	002	002	1010	1010	-	-	Utility	Power Plant	Power Plant		
010	002	002	1010	1010	-	-	Utility	Power Plant	Power Plant		
010	002	002	1010	1010	63,740.85	63,740.85	Utility	Power Plant	Power Plant		
010	002	002	1010	1010	99,142.78	99,142.78	Utility	Power Plant	Power Plant		
010	002	002	1010	1010	-	-	Utility	Power Plant	Power Plant		
010	002	002	1010	1010	134,556.50	134,556.50	Utility	Power Plant	Power Plant		
010	002	002	1010	1010	23,632.07	23,632.07	Utility	Power Plant	Power Plant		
010	002	002	1010	1010	2,439,867.90	2,439,867.90	Utility	Power Plant	Power Plant		
010	002	002	1010	1010	388,189.07	388,189.07	Utility	Power Plant	Power Plant		
010	002	002	1010	1010	162,267.97	162,267.97	Utility	Power Plant	Power Plant		
010	002	002	1010	1010	21,859,398.67	21,859,398.67	Utility	Power Plant	Power Plant		
010	002	002	1010	1010	12,990,709.18	12,990,709.18	Utility	Power Plant	Power Plant		
010	002	002	1010	1010	3,578,627.75	3,593,338.35	Utility	Power Plant	Power Plant		
010	002	002	1010	1010	-	-	Utility	Power Plant	Power Plant		
010	002	002	1010	1010	-	-	Utility	Power Plant	Power Plant		
010	002	002	1010	1010	2,580,915.52	2,580,915.52	Utility	Power Plant	Power Plant		
010	002	002	1010	1010	1,857,520.94	1,857,520.94	Utility	Power Plant	Power Plant		

BU	Division1	Division	GL Account	Acct	Balance 9/30/11	End_Balance	Recon Type	Category	Unc	Misc	Notes
010	002	002	1010	1010	85,932,212.76	85,932,212.76	Utility	Power Plant			Power Plant
010	002	002	1010	1010	2,614,618.97	2,614,618.97	Utility	Power Plant			Power Plant
010	002	002	1010	1010	-	-	Utility	Power Plant			Power Plant
010	002	002	1010	1010	-	-	Utility	Power Plant			Power Plant
010	002	002	1010	1010	-	-	Utility	Power Plant			Power Plant
010	002	002	1010	1010	77,656.01	77,656.01	Utility	Power Plant			Power Plant
010	002	002	1010	1010	-	-	Utility	Power Plant			Power Plant
010	002	002	1010	1010	-	-	Utility	Power Plant			Power Plant
010	002	002	1010	1010	1,839,513.00	1,839,513.00	Utility	Power Plant			Power Plant
010	002	002	1010	1010	1,106,926.69	1,106,926.69	Utility	Power Plant			Power Plant
010	002	002	1010	1010	298,430.96	298,430.96	Utility	Power Plant			Power Plant
010	002	002	1010	1010	965.04	965.04	Utility	Power Plant			Power Plant
010	002	002	1010	1010	10,219.08	10,219.08	Utility	Power Plant			Power Plant
010	002	002	1010	1010	22,527.07	22,527.07	Utility	Power Plant			Power Plant
010	002	002	1010	1010	-	-	Utility	Power Plant			Power Plant
010	002	002	1010	1010	5,870.52	46,108.19	Utility	Power Plant			Power Plant
010	002	002	1010	1010	9,154,285.84	9,154,285.84	Utility	Power Plant			Power Plant
010	002	002	1010	1010	8,576,886.42	8,658,600.36	Utility	Power Plant			Power Plant
010	002	002	1010	1010	10,762,602.12	10,787,786.96	Utility	Power Plant			Power Plant
010	002	002	1010	1010	-	-	Utility	Power Plant			Power Plant
010	002	002	1010	1010	63,740.85	63,740.85	Utility	Power Plant			Power Plant
010	002	002	1010	1010	99,142.78	99,142.78	Utility	Power Plant			Power Plant
010	002	002	1010	1010	-	-	Utility	Power Plant			Power Plant
010	002	002	1010	1010	134,556.50	134,556.50	Utility	Power Plant			Power Plant
010	002	002	1010	1010	23,632.07	23,632.07	Utility	Power Plant			Power Plant
010	002	002	1010	1010	2,439,867.90	2,439,867.90	Utility	Power Plant			Power Plant
010	002	002	1010	1010	386,189.07	386,189.07	Utility	Power Plant			Power Plant
010	002	002	1010	1010	162,267.97	162,267.97	Utility	Power Plant			Power Plant
010	002	002	1010	1010	21,659,398.87	21,659,409.01	Utility	Power Plant			Power Plant
010	002	002	1010	1010	12,990,709.16	12,990,709.16	Utility	Power Plant			Power Plant
010	002	002	1010	1010	3,578,627.75	3,593,344.54	Utility	Power Plant			Power Plant
010	002	002	1010	1010	-	-	Utility	Power Plant			Power Plant
010	002	002	1010	1010	2,580,915.52	2,589,759.88	Utility	Power Plant			Power Plant
010	002	002	1010	1010	1,857,520.94	1,857,520.94	Utility	Power Plant			Power Plant
010	002	002	1010	1010	85,932,212.76	85,493,910.86	Utility	Power Plant			Power Plant
010	002	002	1010	1010	2,614,618.97	2,614,618.97	Utility	Power Plant			Power Plant
010	002	002	1010	1010	-	-	Utility	Power Plant			Power Plant
010	002	002	1010	1010	-	-	Utility	Power Plant			Power Plant
010	002	002	1010	1010	-	-	Utility	Power Plant			Power Plant
010	002	002	1010	1010	-	-	Utility	Power Plant			Power Plant
010	002	002	1010	1010	77,656.01	77,656.01	Utility	Power Plant			Power Plant
010	002	002	1010	1010	-	-	Utility	Power Plant			Power Plant
010	002	002	1010	1010	-	-	Utility	Power Plant			Power Plant
010	002	002	1010	1010	1,839,513.00	3,987,339.56	Utility	Power Plant			Power Plant
010	002	002	1010	1010	1,106,926.69	1,161,593.25	Utility	Power Plant			Power Plant
010	002	002	1010	1010	298,430.96	298,430.96	Utility	Power Plant			Power Plant
010	002	002	1010	1010	965.04	19,242.09	Utility	Power Plant			Power Plant
010	002	002	1010	1010	10,219.08	11,545.23	Utility	Power Plant			Power Plant
010	002	002	1010	1010	22,527.07	22,527.07	Utility	Power Plant			Power Plant
010	002	002	1010	1010	-	-	Utility	Power Plant			Power Plant
010	002	002	1010	1010	5,870.52	49,305.76	Utility	Power Plant			Power Plant
010	002	002	1010	1010	9,154,285.84	9,154,285.84	Utility	Power Plant			Power Plant
010	002	002	1010	1010	8,576,886.42	8,855,978.26	Utility	Power Plant			Power Plant
010	002	002	1010	1010	10,762,602.12	10,810,675.22	Utility	Power Plant			Power Plant
010	002	002	1010	1010	-	-	Utility	Power Plant			Power Plant
010	002	002	1010	1010	63,740.85	63,740.85	Utility	Power Plant			Power Plant
010	002	002	1010	1010	99,142.78	99,142.78	Utility	Power Plant			Power Plant
010	002	002	1010	1010	-	-	Utility	Power Plant			Power Plant
010	002	002	1010	1010	134,556.50	134,556.50	Utility	Power Plant			Power Plant
010	002	002	1010	1010	23,632.07	23,632.07	Utility	Power Plant			Power Plant
010	002	002	1010	1010	2,439,867.90	2,448,692.24	Utility	Power Plant			Power Plant
010	002	002	1010	1010	386,189.07	386,189.07	Utility	Power Plant			Power Plant
010	002	002	1010	1010	162,267.97	162,267.97	Utility	Power Plant			Power Plant
010	002	002	1010	1010	21,659,398.87	22,120,475.92	Utility	Power Plant			Power Plant
010	002	002	1010	1010	12,990,709.16	13,282,574.81	Utility	Power Plant			Power Plant
010	002	002	1010	1010	3,578,627.75	3,497,128.53	Utility	Power Plant			Power Plant
010	002	002	1010	1010	-	-	Utility	Power Plant			Power Plant
010	002	002	1010	1010	-	-	Utility	Power Plant			Power Plant
010	002	002	1010	1010	2,580,915.52	2,624,591.83	Utility	Power Plant			Power Plant
010	002	002	1010	1010	1,857,520.94	1,587,307.78	Utility	Power Plant			Power Plant
010	002	002	1010	1010	85,932,212.76	92,307,659.30	Utility	Power Plant			Power Plant
010	002	002	1010	1010	2,614,618.97	2,614,618.97	Utility	Power Plant			Power Plant
010	002	002	1010	1010	-	-	Utility	Power Plant			Power Plant
010	002	002	1010	1010	-	-	Utility	Power Plant			Power Plant
010	002	002	1010	1010	-	-	Utility	Power Plant			Power Plant
010	002	002	1010	1010	77,656.01	77,656.01	Utility	Power Plant			Power Plant
010	002	002	1010	1010	-	-	Utility	Power Plant			Power Plant
010	002	002	1010	1010	-	-	Utility	Power Plant			Power Plant
010	002	002	1010	1010	1,839,513.00	3,987,339.56	Utility	Power Plant			Power Plant
010	002	002	1010	1010	1,106,926.69	1,161,593.25	Utility	Power Plant			Power Plant

BU	Division1	Division	GL Account	Acct	Balance 9/30/11	End_Balance	Recon Type	Category	Desc	Misc	Notes
050	009	009	1010	1010	37,326.42	37,326.42	Utility	Power Plant	Power Plant		
050	009	009	1010	1010	253,400.60	253,400.60	Utility	Power Plant	Power Plant		
050	009	009	1010	1010	2,763.89	2,793.89	Utility	Power Plant	Power Plant		
050	009	009	1010	1010	321,845.42	327,880.54	Utility	Power Plant	Power Plant		
050	009	009	1010	1010	101,606.50	101,506.50	Utility	Power Plant	Power Plant		
050	009	009	1010	1010	46,591.01	46,591.01	Utility	Power Plant	Power Plant		
050	009	009	1010	1010	4,005.08	4,005.08	Utility	Power Plant	Power Plant		
050	009	009	1010	1010	10,371,993.42	9,709,386.66	Utility	Power Plant	Power Plant		
050	009	009	1010	1010	73,072,063.31	72,601,109.71	Utility	Power Plant	Power Plant		
050	009	009	1010	1010	33,021,878.12	35,277,310.45	Utility	Power Plant	Power Plant		
050	009	009	1010	1010	4,627,362.89	4,627,828.20	Utility	Power Plant	Power Plant		
050	009	009	1010	1010	1,690,920.69	1,601,171.26	Utility	Power Plant	Power Plant		
050	009	009	1010	1010	1,425,082.77	1,425,053.52	Utility	Power Plant	Power Plant		
050	009	009	1010	1010	82,604,733.52	84,839,504.24	Utility	Power Plant	Power Plant		
050	009	009	1010	1010	14,120,053.19	14,603,389.12	Utility	Power Plant	Power Plant		
050	009	009	1010	1010	43,765,075.65	44,043,435.09	Utility	Power Plant	Power Plant		
050	009	009	1010	1010	4,701,792.57	6,439,424.35	Utility	Power Plant	Power Plant		
050	009	009	1010	1010	154,276.36	154,276.36	Utility	Power Plant	Power Plant		
050	009	009	1010	1010	4,623,883.53	4,942,929.02	Utility	Power Plant	Power Plant		
050	009	009	1010	1010	88,637.97	786,215.90	Utility	Power Plant	Power Plant		
050	009	009	1010	1010	783,670.39	1,322,088.00	Utility	Power Plant	Power Plant		
050	009	009	1010	1010	178,755.36	178,755.36	Utility	Power Plant	Power Plant		
050	009	009	1010	1010	725,021.86	725,021.86	Utility	Power Plant	Power Plant		
050	009	009	1010	1010	7,461.49	7,461.49	Utility	Power Plant	Power Plant		
050	009	009	1010	1010	1,279,375.74	1,279,375.74	Utility	Power Plant	Power Plant		
050	009	009	1010	1010	1,377,694.94	1,388,084.44	Utility	Power Plant	Power Plant		
050	009	009	1010	1010	-	-	Utility	Power Plant	Power Plant		
050	009	009	1010	1010	204,711.20	395,444.28	Utility	Power Plant	Power Plant		
050	009	009	1010	1010	-	-	Utility	Power Plant	Power Plant		
050	009	009	1010	1010	34,698.65	33,191.91	Utility	Power Plant	Power Plant		
050	009	009	1010	1010	1,982,725.96	1,954,450.72	Utility	Power Plant	Power Plant		
050	009	009	1010	1010	104,561.42	53,703.66	Utility	Power Plant	Power Plant		
050	009	009	1010	1010	62,747.29	62,747.29	Utility	Power Plant	Power Plant		
050	009	009	1010	1010	24,405.24	33,235.94	Utility	Power Plant	Power Plant		
050	009	009	1010	1010	377,662.90	377,662.90	Utility	Power Plant	Power Plant		
050	009	009	1010	1010	-	-	Utility	Power Plant	Power Plant		
050	009	009	1010	1010	-	-	Utility	Power Plant	Power Plant		
050	009	009	1010	1010	66,315.61	66,315.61	Utility	Power Plant	Power Plant		
050	009	009	1010	1010	3,326,722.88	3,337,576.07	Utility	Power Plant	Power Plant		
050	009	009	1010	1010	175,960.03	175,960.03	Utility	Power Plant	Power Plant		
050	009	009	1010	1010	113,472.72	113,472.72	Utility	Power Plant	Power Plant		
050	009	009	1010	1010	511,781.46	511,781.46	Utility	Power Plant	Power Plant		
050	009	009	1010	1010	3,367,323.46	3,602,993.81	Utility	Power Plant	Power Plant		
050	009	009	1010	1010	247,331.13	247,331.13	Utility	Power Plant	Power Plant		
050	009	009	1010	1010	411,709.84	411,709.84	Utility	Power Plant	Power Plant		
050	009	009	1010	1010	2,453,410.99	1,583,990.19	Utility	Power Plant	Power Plant		
050	009	009	1010	1010	-	-	Utility	Power Plant	Power Plant		
050	009	009	1010	1010	-	-	Utility	Power Plant	Power Plant		
050	009	009	1010	1010	131,374.74	131,374.74	Utility	Power Plant	Power Plant		
050	009	009	1010	1010	6,035.12	-	Utility	Power Plant	Power Plant		
050	009	009	1010	1010	815,766.74	1,257,729.36	Utility	Power Plant	Power Plant		
050	009	009	1010	1010	4,761,585.35	5,086,563.96	Utility	Power Plant	Power Plant		
050	009	009	1010	1010	2,054,667.97	2,214,329.25	Utility	Power Plant	Power Plant		
050	009	009	1010	1010	44,715.04	73,025.11	Utility	Power Plant	Power Plant		
050	009	009	1010	1010	277,694.68	274,968.96	Utility	Power Plant	Power Plant		
050	009	009	1010	1010	4,186,840.71	4,343,906.76	Utility	Power Plant	Power Plant		
050	009	009	1010	1010	1,634,289.97	2,238,916.49	Utility	Power Plant	Power Plant		
050	009	009	1010	1010	3,336,890.78	4,082,264.48	Utility	Power Plant	Power Plant		
050	009	009	1010	1010	1,249,957.66	351,660.82	Utility	Power Plant	Power Plant		
050	009	009	1010	1010	29,740.62	29,740.82	Utility	Power Plant	Power Plant		
050	009	009	1010	1010	111,203.13	22,896.93	Utility	Power Plant	Power Plant		
050	009	009	1010	1010	-	35,364.93	Utility	Power Plant	Power Plant		
050	009	009	1010	1010	190,733.08	-	Utility	Power Plant	Power Plant		
050	009	009	1010	1010	4,391.51	107,362.52	Utility	Power Plant	Power Plant		
050	009	009	1010	1010	-	-	Utility	Power Plant	Power Plant		
050	009	009	1010	1010	674.23	6,258.87	Utility	Power Plant	Power Plant		
050	009	009	1010	1010	-	-	Utility	Power Plant	Power Plant		
050	009	009	1010	1010	-	-	Utility	Power Plant	Power Plant		
050	009	009	1010	1010	-	-	Utility	Power Plant	Power Plant		
050	009	009	1010	1010	-	-	Utility	Power Plant	Power Plant		
050	009	009	1010	1010	-	-	Utility	Power Plant	Power Plant		
050	009	009	1010	1010	-	-	Utility	Power Plant	Power Plant		
050	009	009	1010	1010	-	-	Utility	Power Plant	Power Plant		
050	009	009	1010	1010	-	-	Utility	Power Plant	Power Plant		
050	009	009	1010	1010	-	-	Utility	Power Plant	Power Plant		
050	009	009	1010	1010	-	-	Utility	Power Plant	Power Plant		
050	009	009	1010	1010	-	-	Utility	Power Plant	Power Plant		
050	009	009	1010	1010	-	-	Utility	Power Plant	Power Plant		
050	009	009	1010	1010	-	-	Utility	Power Plant	Power Plant		
050	009	009	1010	1010	-	-	Utility	Power Plant	Power Plant		
050	009	009	1010	1010	-	-	Utility	Power Plant	Power Plant		

BU	Division1	Division	GL Account	Acct	Balance 9/30/11	End_Balance	Recon Type	Category	Desc	Misc	Notes
050	009	009	1010	1010	3,492.47	3,492.47	Utility	Power Plant	Power Plant		
050	009	009	1010	1010	47,162.67	47,162.67	Utility	Power Plant	Power Plant		
050	009	009	1010	1010	528,218.00	528,218.00	Utility	Power Plant	Power Plant		
050	009	009	1010	1010	192,384.43	192,384.43	Utility	Power Plant	Power Plant		
050	009	009	1010	1010	44,369.30	44,369.30	Utility	Power Plant	Power Plant		
050	009	009	1010	1010	261,126.69	261,126.69	Utility	Power Plant	Power Plant		
050	009	009	1010	1010	4,681.58	4,681.58	Utility	Power Plant	Power Plant		
050	009	009	1010	1010	17,916.19	17,916.19	Utility	Power Plant	Power Plant		
050	009	009	1010	1010	153,261.30	153,261.30	Utility	Power Plant	Power Plant		
050	009	009	1010	1010	23,138.38	23,138.38	Utility	Power Plant	Power Plant		
050	009	009	1010	1010	137,442.53	137,442.53	Utility	Power Plant	Power Plant		
050	009	009	1010	1010	354,173.76	1,259,459.09	Utility	Power Plant	Power Plant		
050	009	009	1010	1010	1,867,595.35	1,867,595.35	Utility	Power Plant	Power Plant		
050	009	009	1010	1010	455,308.80	455,308.80	Utility	Power Plant	Power Plant		
050	009	009	1010	1010	1,694,832.96	1,694,832.96	Utility	Power Plant	Power Plant		
050	009	009	1010	1010	178,530.09	178,530.09	Utility	Power Plant	Power Plant		
050	009	009	1010	1010	54,614.27	54,614.27	Utility	Power Plant	Power Plant		
050	009	009	1010	1010	178,496.90	178,496.90	Utility	Power Plant	Power Plant		
050	009	009	1010	1010	209,458.21	209,458.21	Utility	Power Plant	Power Plant		
050	009	009	1010	1010	927,998.05	923,446.05	Utility	Power Plant	Power Plant		
050	009	009	1010	1010	240,883.03	240,883.03	Utility	Power Plant	Power Plant		
050	009	009	1010	1010	163,979.47	163,979.47	Utility	Power Plant	Power Plant		
050	009	009	1010	1010	25,970.37	26,970.37	Utility	Power Plant	Power Plant		
050	009	009	1010	1010	867,772.00	867,772.00	Utility	Power Plant	Power Plant		
050	009	009	1010	1010	41,715.25	49,001.72	Utility	Power Plant	Power Plant		
050	009	009	1010	1010	60,826.29	60,826.29	Utility	Power Plant	Power Plant		
050	009	009	1010	1010	406,035.22	406,035.22	Utility	Power Plant	Power Plant		
050	009	009	1010	1010	28,978,135.96	28,978,393.07	Utility	Power Plant	Power Plant		
050	009	009	1010	1010	578,023.10	578,023.10	Utility	Power Plant	Power Plant		
050	009	009	1010	1010	2,276,959.51	2,276,827.39	Utility	Power Plant	Power Plant		
050	009	009	1010	1010	296,881.54	294,526.18	Utility	Power Plant	Power Plant		
050	009	009	1010	1010	37,326.42	37,326.42	Utility	Power Plant	Power Plant		
050	009	009	1010	1010	253,400.60	253,400.50	Utility	Power Plant	Power Plant		
050	009	009	1010	1010	2,783.89	2,783.89	Utility	Power Plant	Power Plant		
050	009	009	1010	1010	321,845.42	327,880.54	Utility	Power Plant	Power Plant		
050	009	009	1010	1010	101,506.50	101,506.50	Utility	Power Plant	Power Plant		
050	009	009	1010	1010	45,591.01	45,591.01	Utility	Power Plant	Power Plant		
050	009	009	1010	1010	4,005.08	4,005.08	Utility	Power Plant	Power Plant		
050	009	009	1010	1010	10,371,903.42	9,709,386.66	Utility	Power Plant	Power Plant		
050	009	009	1010	1010	73,072,063.31	72,577,974.19	Utility	Power Plant	Power Plant		
050	009	009	1010	1010	33,021,878.12	35,301,365.51	Utility	Power Plant	Power Plant		
050	009	009	1010	1010	4,627,362.89	4,625,361.93	Utility	Power Plant	Power Plant		
050	009	009	1010	1010	1,590,920.59	1,601,171.26	Utility	Power Plant	Power Plant		
050	009	009	1010	1010	1,425,082.77	1,424,848.93	Utility	Power Plant	Power Plant		
050	009	009	1010	1010	82,804,733.52	84,721,287.93	Utility	Power Plant	Power Plant		
050	009	009	1010	1010	14,120,053.19	14,603,388.12	Utility	Power Plant	Power Plant		
050	009	009	1010	1010	43,765,075.65	43,994,697.22	Utility	Power Plant	Power Plant		
050	009	009	1010	1010	4,701,792.57	6,439,424.35	Utility	Power Plant	Power Plant		
050	009	009	1010	1010	154,276.36	154,276.36	Utility	Power Plant	Power Plant		
050	009	009	1010	1010	4,823,883.53	4,942,929.02	Utility	Power Plant	Power Plant		
050	009	009	1010	1010	89,637.97	786,215.90	Utility	Power Plant	Power Plant		
050	009	009	1010	1010	763,670.39	1,322,086.00	Utility	Power Plant	Power Plant		
050	009	009	1010	1010	178,755.36	178,755.36	Utility	Power Plant	Power Plant		
050	009	009	1010	1010	725,021.85	725,021.86	Utility	Power Plant	Power Plant		
050	009	009	1010	1010	7,461.49	7,461.49	Utility	Power Plant	Power Plant		
050	009	009	1010	1010	1,279,375.74	1,279,375.74	Utility	Power Plant	Power Plant		
050	009	009	1010	1010	1,377,694.94	1,390,917.41	Utility	Power Plant	Power Plant		
050	009	009	1010	1010	-	-	Utility	Power Plant	Power Plant		
050	009	009	1010	1010	204,711.20	395,444.28	Utility	Power Plant	Power Plant		
050	009	009	1010	1010	-	-	Utility	Power Plant	Power Plant		
050	009	009	1010	1010	34,696.85	33,191.91	Utility	Power Plant	Power Plant		
050	009	009	1010	1010	1,982,725.96	1,952,884.14	Utility	Power Plant	Power Plant		
050	009	009	1010	1010	104,581.42	53,703.66	Utility	Power Plant	Power Plant		
050	009	009	1010	1010	62,747.29	62,747.29	Utility	Power Plant	Power Plant		
050	009	009	1010	1010	24,405.24	33,235.94	Utility	Power Plant	Power Plant		
050	009	009	1010	1010	377,662.90	377,662.90	Utility	Power Plant	Power Plant		
050	009	009	1010	1010	-	-	Utility	Power Plant	Power Plant		
050	009	009	1010	1010	-	-	Utility	Power Plant	Power Plant		
050	009	009	1010	1010	66,315.61	66,315.61	Utility	Power Plant	Power Plant		
050	009	009	1010	1010	3,328,722.98	3,337,576.07	Utility	Power Plant	Power Plant		
050	009	009	1010	1010	175,990.08	175,990.09	Utility	Power Plant	Power Plant		
050	009	009	1010	1010	113,472.72	113,472.72	Utility	Power Plant	Power Plant		
050	009	009	1010	1010	511,781.46	511,781.46	Utility	Power Plant	Power Plant		
050	009	009	1010	1010	3,657,323.46	3,602,993.91	Utility	Power Plant	Power Plant		
050	009	009	1010	1010	247,331.13	247,331.13	Utility	Power Plant	Power Plant		
050	009	009	1010	1010	411,709.84	411,709.84	Utility	Power Plant	Power Plant		
050	009	009	1010	1010	2,453,410.99	1,563,960.19	Utility	Power Plant	Power Plant		
050	009	009	1010	1010	-	-	Utility	Power Plant	Power Plant		
050	009	009	1010	1010	-	-	Utility	Power Plant	Power Plant		
050	009	009	1010	1010	131,374.74	131,374.74	Utility	Power Plant	Power Plant		
050	009	009	1010	1010	6,035.12	-	Utility	Power Plant	Power Plant		
050	009	009	1010	1010	815,766.74	1,287,960.49	Utility	Power Plant	Power Plant		
050	009	009	1010	1010	4,761,595.35	5,146,718.26	Utility	Power Plant	Power Plant		
050	009	009	1010	1010	2,064,687.87	2,438,473.53	Utility	Power Plant	Power Plant		
050	009	009	1010	1010	44,715.04	81,576.78	Utility	Power Plant	Power Plant		

BU	Division1	Division	GL Account	Acct	Balance 9/30/11	End_Balance	Recon Type	Category	Description	Asset	Notes
050	009	009	1010	1010	-	-	Utility	Power Plant	Power Plant		
050	009	009	1010	1010	-	-	Utility	Power Plant	Power Plant		
050	009	009	1010	1010	-	-	Utility	Power Plant	Power Plant		
050	009	009	1010	1010	-	-	Utility	Power Plant	Power Plant		
050	009	009	1010	1010	8,329.72	8,329.72	Utility	Power Plant	Power Plant		
050	009	009	1010	1010	119,852.69	119,852.69	Utility	Power Plant	Power Plant		
050	009	009	1010	1010	2,352.50	2,352.50	Utility	Power Plant	Power Plant		
050	009	009	1010	1010	83,422.32	83,422.32	Utility	Power Plant	Power Plant		
050	009	009	1010	1010	3,492.47	3,492.47	Utility	Power Plant	Power Plant		
050	009	009	1010	1010	47,162.67	47,162.67	Utility	Power Plant	Power Plant		
050	009	009	1010	1010	528,218.00	528,218.00	Utility	Power Plant	Power Plant		
050	009	009	1010	1010	192,384.43	192,384.43	Utility	Power Plant	Power Plant		
050	009	009	1010	1010	44,369.30	44,369.30	Utility	Power Plant	Power Plant		
050	009	009	1010	1010	261,126.69	261,126.69	Utility	Power Plant	Power Plant		
050	009	009	1010	1010	4,681.58	4,681.58	Utility	Power Plant	Power Plant		
050	009	009	1010	1010	17,818.19	17,818.19	Utility	Power Plant	Power Plant		
050	009	009	1010	1010	153,261.30	153,261.30	Utility	Power Plant	Power Plant		
050	009	009	1010	1010	23,136.38	23,136.38	Utility	Power Plant	Power Plant		
050	009	009	1010	1010	137,442.53	137,442.53	Utility	Power Plant	Power Plant		
050	009	009	1010	1010	1,259,459.09	2,141,179.50	Utility	Power Plant	Power Plant		
050	009	009	1010	1010	1,867,995.35	1,699,998.54	Utility	Power Plant	Power Plant		
050	009	009	1010	1010	455,308.80	465,309.80	Utility	Power Plant	Power Plant		
050	009	009	1010	1010	1,694,832.96	1,694,832.96	Utility	Power Plant	Power Plant		
050	009	009	1010	1010	178,530.09	178,530.09	Utility	Power Plant	Power Plant		
050	009	009	1010	1010	54,614.27	54,614.27	Utility	Power Plant	Power Plant		
050	009	009	1010	1010	178,498.90	178,498.90	Utility	Power Plant	Power Plant		
050	009	009	1010	1010	209,458.21	209,458.21	Utility	Power Plant	Power Plant		
050	009	009	1010	1010	923,446.05	923,446.05	Utility	Power Plant	Power Plant		
050	009	009	1010	1010	240,883.03	240,883.03	Utility	Power Plant	Power Plant		
050	009	009	1010	1010	163,978.47	163,978.47	Utility	Power Plant	Power Plant		
050	009	009	1010	1010	26,970.37	26,970.37	Utility	Power Plant	Power Plant		
050	009	009	1010	1010	667,772.00	667,772.00	Utility	Power Plant	Power Plant		
050	009	009	1010	1010	49,001.72	49,001.72	Utility	Power Plant	Power Plant		
050	009	009	1010	1010	60,826.29	60,826.29	Utility	Power Plant	Power Plant		
050	009	009	1010	1010	406,035.22	406,035.22	Utility	Power Plant	Power Plant		
050	009	009	1010	1010	28,873,488.58	28,570,755.95	Utility	Power Plant	Power Plant		
050	009	009	1010	1010	578,923.10	578,923.10	Utility	Power Plant	Power Plant		
050	009	009	1010	1010	2,276,827.39	2,276,827.39	Utility	Power Plant	Power Plant		
050	009	009	1010	1010	294,626.18	294,626.18	Utility	Power Plant	Power Plant		
050	009	009	1010	1010	37,326.42	37,326.42	Utility	Power Plant	Power Plant		
050	009	009	1010	1010	263,400.60	263,400.60	Utility	Power Plant	Power Plant		
050	009	009	1010	1010	2,783.89	2,783.89	Utility	Power Plant	Power Plant		
050	009	009	1010	1010	336,204.06	336,172.88	Utility	Power Plant	Power Plant		
050	009	009	1010	1010	101,506.50	101,506.50	Utility	Power Plant	Power Plant		
050	009	009	1010	1010	46,591.01	46,591.01	Utility	Power Plant	Power Plant		
050	009	009	1010	1010	4,005.08	4,005.08	Utility	Power Plant	Power Plant		
050	009	009	1010	1010	9,682,146.17	9,682,146.17	Utility	Power Plant	Power Plant		
050	009	009	1010	1010	72,111,437.78	72,091,761.96	Utility	Power Plant	Power Plant		
050	009	009	1010	1010	36,861,170.51	36,785,994.05	Utility	Power Plant	Power Plant		
050	009	009	1010	1010	4,697,759.99	4,704,017.42	Utility	Power Plant	Power Plant		
050	009	009	1010	1010	1,601,171.25	1,651,332.55	Utility	Power Plant	Power Plant		
050	009	009	1010	1010	1,415,372.62	1,415,372.62	Utility	Power Plant	Power Plant		
050	009	009	1010	1010	85,742,853.20	85,571,941.08	Utility	Power Plant	Power Plant		
050	009	009	1010	1010	14,775,652.22	14,775,652.22	Utility	Power Plant	Power Plant		
050	009	009	1010	1010	44,122,146.09	44,065,174.62	Utility	Power Plant	Power Plant		
050	009	009	1010	1010	6,564,528.09	6,564,528.09	Utility	Power Plant	Power Plant		
050	009	009	1010	1010	154,276.36	154,276.36	Utility	Power Plant	Power Plant		
050	009	009	1010	1010	4,936,878.35	4,936,878.35	Utility	Power Plant	Power Plant		
050	009	009	1010	1010	766,215.90	766,215.90	Utility	Power Plant	Power Plant		
050	009	009	1010	1010	1,341,517.88	1,473,906.59	Utility	Power Plant	Power Plant		
050	009	009	1010	1010	178,755.36	178,755.36	Utility	Power Plant	Power Plant		
050	009	009	1010	1010	725,021.86	725,021.86	Utility	Power Plant	Power Plant		
050	009	009	1010	1010	7,461.49	7,461.49	Utility	Power Plant	Power Plant		
050	009	009	1010	1010	1,279,375.74	1,279,375.74	Utility	Power Plant	Power Plant		
050	009	009	1010	1010	1,418,287.25	1,418,287.25	Utility	Power Plant	Power Plant		
050	009	009	1010	1010	395,444.28	395,444.28	Utility	Power Plant	Power Plant		
050	009	009	1010	1010	-	-	Utility	Power Plant	Power Plant		
050	009	009	1010	1010	33,191.91	33,191.91	Utility	Power Plant	Power Plant		
050	009	009	1010	1010	2,002,946.50	2,073,327.28	Utility	Power Plant	Power Plant		
050	009	009	1010	1010	53,703.66	53,703.66	Utility	Power Plant	Power Plant		
050	009	009	1010	1010	62,747.29	62,747.29	Utility	Power Plant	Power Plant		
050	009	009	1010	1010	33,235.94	33,235.94	Utility	Power Plant	Power Plant		
050	009	009	1010	1010	377,662.90	377,662.90	Utility	Power Plant	Power Plant		
050	009	009	1010	1010	-	-	Utility	Power Plant	Power Plant		
050	009	009	1010	1010	66,315.61	66,315.61	Utility	Power Plant	Power Plant		
050	009	009	1010	1010	3,235,891.55	3,317,649.43	Utility	Power Plant	Power Plant		
050	009	009	1010	1010	175,690.09	175,990.09	Utility	Power Plant	Power Plant		
050	009	009	1010	1010	113,472.72	113,472.72	Utility	Power Plant	Power Plant		
050	009	009	1010	1010	511,781.46	511,781.46	Utility	Power Plant	Power Plant		
050	009	009	1010	1010	3,203,224.70	3,455,424.39	Utility	Power Plant	Power Plant		
050	009	009	1010	1010	247,331.13	247,331.13	Utility	Power Plant	Power Plant		
050	009	009	1010	1010	411,709.84	411,709.84	Utility	Power Plant	Power Plant		
050	009	009	1010	1010	1,563,990.19	1,563,990.19	Utility	Power Plant	Power Plant		

BU	Division1	Division	GL Account	Acct	Balance 9/30/11	End_Balance	Recon Type	Category	Desc	Misc	Notes
050	009	009	1010	1010	44,122,146.09	44,123,638.62	Utility	Utility	Power Plant	Power Plant	
050	009	009	1010	1010	6,564,528.09	6,566,707.21	Utility	Utility	Power Plant	Power Plant	
050	009	009	1010	1010	154,276.36	154,276.36	Utility	Utility	Power Plant	Power Plant	
050	009	009	1010	1010	4,936,679.35	4,936,679.35	Utility	Utility	Power Plant	Power Plant	
050	009	009	1010	1010	786,216.90	786,216.90	Utility	Utility	Power Plant	Power Plant	
050	009	009	1010	1010	1,341,517.88	1,344,853.78	Utility	Utility	Power Plant	Power Plant	
050	009	009	1010	1010	178,755.36	178,755.36	Utility	Utility	Power Plant	Power Plant	
050	009	009	1010	1010	725,021.86	725,021.86	Utility	Utility	Power Plant	Power Plant	
050	009	009	1010	1010	7,461.49	7,461.49	Utility	Utility	Power Plant	Power Plant	
050	009	009	1010	1010	1,279,375.74	1,279,375.74	Utility	Utility	Power Plant	Power Plant	
050	009	009	1010	1010	1,418,267.25	1,418,267.25	Utility	Utility	Power Plant	Power Plant	
050	009	009	1010	1010	-	-	Utility	Utility	Power Plant	Power Plant	
050	009	009	1010	1010	395,444.28	395,444.28	Utility	Utility	Power Plant	Power Plant	
050	009	009	1010	1010	-	-	Utility	Utility	Power Plant	Power Plant	
050	009	009	1010	1010	33,191.91	33,191.91	Utility	Utility	Power Plant	Power Plant	
050	009	009	1010	1010	2,002,946.50	2,073,345.10	Utility	Utility	Power Plant	Power Plant	
050	009	009	1010	1010	53,703.66	53,703.66	Utility	Utility	Power Plant	Power Plant	
050	009	009	1010	1010	62,747.29	62,747.29	Utility	Utility	Power Plant	Power Plant	
050	009	009	1010	1010	33,235.94	33,235.94	Utility	Utility	Power Plant	Power Plant	
050	009	009	1010	1010	377,662.80	377,221.88	Utility	Utility	Power Plant	Power Plant	
050	009	009	1010	1010	-	-	Utility	Utility	Power Plant	Power Plant	
050	009	009	1010	1010	66,315.61	66,315.61	Utility	Utility	Power Plant	Power Plant	
050	009	009	1010	1010	3,235,881.55	3,106,172.90	Utility	Utility	Power Plant	Power Plant	
050	009	009	1010	1010	175,990.09	175,990.09	Utility	Utility	Power Plant	Power Plant	
050	009	009	1010	1010	113,472.72	100,775.12	Utility	Utility	Power Plant	Power Plant	
050	009	009	1010	1010	511,781.46	52,296.63	Utility	Utility	Power Plant	Power Plant	
050	009	009	1010	1010	3,203,224.70	2,507,892.19	Utility	Utility	Power Plant	Power Plant	
050	009	009	1010	1010	247,331.13	13,882.94	Utility	Utility	Power Plant	Power Plant	
050	009	009	1010	1010	411,709.84	139,014.17	Utility	Utility	Power Plant	Power Plant	
050	009	009	1010	1010	1,563,990.19	1,563,990.19	Utility	Utility	Power Plant	Power Plant	
050	009	009	1010	1010	-	-	Utility	Utility	Power Plant	Power Plant	
050	009	009	1010	1010	-	-	Utility	Utility	Power Plant	Power Plant	
050	009	009	1010	1010	146,221.97	146,221.97	Utility	Utility	Power Plant	Power Plant	
050	009	009	1010	1010	-	-	Utility	Utility	Power Plant	Power Plant	
050	009	009	1010	1010	1,352,587.67	1,405,704.72	Utility	Utility	Power Plant	Power Plant	
050	009	009	1010	1010	8,240,694.08	16,954,001.32	Utility	Utility	Power Plant	Power Plant	
050	009	009	1010	1010	3,822,892.59	4,384,796.79	Utility	Utility	Power Plant	Power Plant	
050	009	009	1010	1010	151,709.93	199,751.40	Utility	Utility	Power Plant	Power Plant	
050	009	009	1010	1010	362,612.40	332,131.16	Utility	Utility	Power Plant	Power Plant	
050	009	009	1010	1010	4,238,044.75	4,506,801.77	Utility	Utility	Power Plant	Power Plant	
050	009	009	1010	1010	2,461,455.21	3,593,354.38	Utility	Utility	Power Plant	Power Plant	
050	009	009	1010	1010	4,303,722.67	4,531,315.50	Utility	Utility	Power Plant	Power Plant	
050	009	009	1010	1010	304,040.78	309,663.16	Utility	Utility	Power Plant	Power Plant	
050	009	009	1010	1010	48,895.61	68,100.03	Utility	Utility	Power Plant	Power Plant	
050	009	009	1010	1010	156,362.36	22,895.93	Utility	Utility	Power Plant	Power Plant	
050	009	009	1010	1010	35,384.93	35,384.93	Utility	Utility	Power Plant	Power Plant	
050	009	009	1010	1010	-	-	Utility	Utility	Power Plant	Power Plant	
050	009	009	1010	1010	107,178.94	36,996.78	Utility	Utility	Power Plant	Power Plant	
050	009	009	1010	1010	-	-	Utility	Utility	Power Plant	Power Plant	
050	009	009	1010	1010	93,401.35	11,475.82	Utility	Utility	Power Plant	Power Plant	
050	009	009	1010	1010	252,199.69	-	Utility	Utility	Power Plant	Power Plant	
050	009	009	1010	1010	2,874,239.89	2,874,239.86	Utility	Utility	Power Plant	Power Plant	
010	012	012	1010	1010	1,887,122.88	1,887,122.88	Utility	Utility	Power Plant	Power Plant	
010	012	012	1010	1010	1,300,950.68	1,398,073.81	Utility	Utility	Power Plant	Power Plant	
010	012	012	1010	1010	4,437,464.51	4,418,390.38	Utility	Utility	Power Plant	Power Plant	
010	012	012	1010	1010	10,400,517.79	10,400,517.79	Utility	Utility	Power Plant	Power Plant	
010	012	012	1010	1010	531,623.41	784,387.77	Utility	Utility	Power Plant	Power Plant	
010	012	012	1010	1010	25,385,315.11	1,289,860.23	Utility	Utility	Power Plant	Power Plant	
010	012	012	1010	1010	271,621.22	271,621.22	Utility	Utility	Power Plant	Power Plant	
010	012	012	1010	1010	2,007.28	-	Utility	Utility	Power Plant	Power Plant	
010	012	012	1010	1010	-	-	Utility	Utility	Power Plant	Power Plant	
010	012	012	1010	1010	12,465,094.70	4,800,956.08	Utility	Utility	Power Plant	Power Plant	
010	012	012	1010	1010	7,582,366.35	2,370,173.63	Utility	Utility	Power Plant	Power Plant	
010	012	012	1010	1010	836,388.13	67,943.88	Utility	Utility	Power Plant	Power Plant	
010	012	012	1010	1010	2,549,162.30	286,062.49	Utility	Utility	Power Plant	Power Plant	
010	012	012	1010	1010	3,327,195.03	485,632.80	Utility	Utility	Power Plant	Power Plant	
010	012	012	1010	1010	82,993,321.38	90,446,813.81	Utility	Utility	Power Plant	Power Plant	
010	012	012	1010	1010	90,540.56	80,340.91	Utility	Utility	Power Plant	Power Plant	
010	012	012	1010	1010	194,015.41	194,015.41	Utility	Utility	Power Plant	Power Plant	
010	012	012	1010	1010	90,540.56	90,540.56	Utility	Utility	Power Plant	Power Plant	
010	012	012	1010	1010	23,172,325.96	23,172,325.96	Utility	Utility	Power Plant	Power Plant	
010	012	012	1010	1010	11,867,136.42	11,782,031.59	Utility	Utility	Power Plant	Power Plant	
010	012	012	1010	1010	522,910.50	346,751.78	Utility	Utility	Power Plant	Power Plant	
010	012	012	1010	1010	758,428.13	784,100.05	Utility	Utility	Power Plant	Power Plant	
010	012	012	1010	1010	7,525.48	2,888.36	Utility	Utility	Power Plant	Power Plant	
010	012	012	1010	1010	562,784.63	562,830.36	Utility	Utility	Power Plant	Power Plant	
010	012	012	1010	1010	276,660.94	276,660.94	Utility	Utility	Power Plant	Power Plant	
010	012	012	1010	1010	-	-	Utility	Utility	Power Plant	Power Plant	
010	012	012	1010	1010	-	-	Utility	Utility	Power Plant	Power Plant	
010	012	012	1010	1010	604,563.01	602,686.22	Utility	Utility	Power Plant	Power Plant	
010	012	012	1010	1010	2,674,239.86	2,674,239.86	Utility	Utility	Power Plant	Power Plant	
010	012	012	1010	1010	1,887,122.88	1,887,122.88	Utility	Utility	Power Plant	Power Plant	
010	012	012	1010	1010	1,300,950.68	1,398,073.81	Utility	Utility	Power Plant	Power Plant	
010	012	012	1010	1010	4,437,464.51	4,418,390.38	Utility	Utility	Power Plant	Power Plant	

BU	Division1	Division	GL Account	Acct	Balance 9/30/11	End_Balance	Recon Type	Category	Date	MSGL	Notes
010	002	002	1010	1010	134,556.50	134,556.50	Utility	Power Plant			Power Plant
010	002	002	1010	1010	23,632.07	23,632.07	Utility	Power Plant			Power Plant
010	002	002	1010	1010	2,439,867.90	2,448,692.24	Utility	Power Plant			Power Plant
010	002	002	1010	1010	388,189.07	388,189.07	Utility	Power Plant			Power Plant
010	002	002	1010	1010	162,267.97	162,267.97	Utility	Power Plant			Power Plant
010	002	002	1010	1010	21,859,388.67	22,126,439.91	Utility	Power Plant			Power Plant
010	002	002	1010	1010	12,990,709.18	13,292,393.90	Utility	Power Plant			Power Plant
010	002	002	1010	1010	3,578,627.75	3,497,128.53	Utility	Power Plant			Power Plant
010	002	002	1010	1010	2,580,915.52	2,624,493.92	Utility	Power Plant			Power Plant
010	002	002	1010	1010	1,857,520.94	1,587,305.75	Utility	Power Plant			Power Plant
010	002	002	1010	1010	85,932,212.76	82,565,472.26	Utility	Power Plant			Power Plant
010	002	002	1010	1010	2,614,618.97	2,614,618.97	Utility	Power Plant			Power Plant
010	002	002	1010	1010	77,656.01	77,656.01	Utility	Power Plant			Power Plant
010	002	002	1010	1010	1,839,513.00	3,987,339.56	Utility	Power Plant			Power Plant
010	002	002	1010	1010	1,108,926.69	1,161,593.25	Utility	Power Plant			Power Plant
010	002	002	1010	1010	298,430.95	298,430.96	Utility	Power Plant			Power Plant
010	002	002	1010	1010	985.04	16,658.10	Utility	Power Plant			Power Plant
010	002	002	1010	1010	10,219.08	10,508.72	Utility	Power Plant			Power Plant
010	002	002	1010	1010	22,527.07	22,527.07	Utility	Power Plant			Power Plant
050	009	009	1070	1070	(5,822,732.74)	(5,822,732.74)	CWIP	CWIP			CWIP
050	009	009	1070	1070	13,705,510.53	13,705,510.53	CWIP	CWIP			CWIP
050	009	009	1010	1010	(25.88)	(25.88)	Utility	Power Plant			Power Plant
050	009	009	1010	1010	25.68	8,326.72	Utility	Power Plant			Power Plant
050	009	009	1010	1010	8,329.72	8,326.72	Utility	Power Plant			Power Plant
050	009	009	1010	1010	119,852.69	119,852.69	Utility	Power Plant			Power Plant
050	009	009	1010	1010	2,352.50	2,352.50	Utility	Power Plant			Power Plant
050	009	009	1010	1010	83,422.32	83,422.32	Utility	Power Plant			Power Plant
050	009	009	1010	1010	3,492.47	3,492.47	Utility	Power Plant			Power Plant
050	009	009	1010	1010	47,162.57	47,162.67	Utility	Power Plant			Power Plant
050	009	009	1010	1010	528,218.00	528,218.00	Utility	Power Plant			Power Plant
050	009	009	1010	1010	192,384.43	192,384.43	Utility	Power Plant			Power Plant
050	009	009	1010	1010	44,369.30	44,369.30	Utility	Power Plant			Power Plant
050	009	009	1010	1010	261,126.69	261,126.69	Utility	Power Plant			Power Plant
050	009	009	1010	1010	4,681.58	4,681.58	Utility	Power Plant			Power Plant
050	009	009	1010	1010	17,916.19	17,916.19	Utility	Power Plant			Power Plant
050	009	009	1010	1010	153,261.30	153,261.30	Utility	Power Plant			Power Plant
050	009	009	1010	1010	23,136.38	23,136.38	Utility	Power Plant			Power Plant
050	009	009	1010	1010	137,442.53	137,442.53	Utility	Power Plant			Power Plant
050	009	009	1010	1010	1,259,459.09	2,142,450.37	Utility	Power Plant			Power Plant
050	009	009	1010	1010	1,867,565.35	1,699,898.54	Utility	Power Plant			Power Plant
050	009	009	1010	1010	455,308.80	455,308.80	Utility	Power Plant			Power Plant
050	009	009	1010	1010	1,694,832.96	1,694,832.96	Utility	Power Plant			Power Plant
050	009	009	1010	1010	178,530.09	178,530.09	Utility	Power Plant			Power Plant
050	009	009	1010	1010	54,614.27	54,614.27	Utility	Power Plant			Power Plant
050	009	009	1010	1010	178,496.90	178,496.90	Utility	Power Plant			Power Plant
050	009	009	1010	1010	209,458.21	209,458.21	Utility	Power Plant			Power Plant
050	009	009	1010	1010	923,446.05	923,446.05	Utility	Power Plant			Power Plant
050	009	009	1010	1010	240,883.03	240,883.03	Utility	Power Plant			Power Plant
050	009	009	1010	1010	163,979.47	163,979.47	Utility	Power Plant			Power Plant
050	009	009	1010	1010	26,970.37	26,970.37	Utility	Power Plant			Power Plant
050	009	009	1010	1010	857,772.00	857,772.00	Utility	Power Plant			Power Plant
050	009	009	1010	1010	49,001.72	49,001.72	Utility	Power Plant			Power Plant
050	009	009	1010	1010	60,826.23	60,826.29	Utility	Power Plant			Power Plant
050	009	009	1010	1010	406,035.22	406,035.22	Utility	Power Plant			Power Plant
050	009	009	1010	1010	28,873,488.58	28,547,050.07	Utility	Power Plant			Power Plant
050	009	009	1010	1010	576,023.10	576,023.10	Utility	Power Plant			Power Plant
050	009	009	1010	1010	2,276,827.39	2,276,022.83	Utility	Power Plant			Power Plant
050	009	009	1010	1010	294,626.18	294,626.18	Utility	Power Plant			Power Plant
050	009	009	1010	1010	37,326.42	37,326.42	Utility	Power Plant			Power Plant
050	009	009	1010	1010	253,400.60	253,400.60	Utility	Power Plant			Power Plant
050	009	009	1010	1010	2,783.89	2,783.89	Utility	Power Plant			Power Plant
050	009	009	1010	1010	336,204.06	336,167.54	Utility	Power Plant			Power Plant
050	009	009	1010	1010	101,506.50	101,506.50	Utility	Power Plant			Power Plant
050	009	009	1010	1010	46,591.01	45,991.01	Utility	Power Plant			Power Plant
050	009	009	1010	1010	4,005.08	4,005.08	Utility	Power Plant			Power Plant
050	009	009	1010	1010	9,682,146.17	9,718,692.19	Utility	Power Plant			Power Plant
050	009	009	1010	1010	72,111,437.78	80,827,159.39	Utility	Power Plant			Power Plant
050	009	009	1010	1010	36,881,170.51	37,765,643.88	Utility	Power Plant			Power Plant
050	009	009	1010	1010	4,697,768.99	4,851,136.52	Utility	Power Plant			Power Plant
050	009	009	1010	1010	1,601,171.26	1,654,214.16	Utility	Power Plant			Power Plant
050	009	009	1010	1010	1,415,372.62	1,415,372.62	Utility	Power Plant			Power Plant
050	009	009	1010	1010	85,742,653.20	86,917,205.94	Utility	Power Plant			Power Plant
050	009	009	1010	1010	14,775,652.22	15,051,161.60	Utility	Power Plant			Power Plant
050	009	009	1010	1010	44,122,146.03	44,086,636.88	Utility	Power Plant			Power Plant
050	009	009	1010	1010	5,564,528.09	6,656,707.21	Utility	Power Plant			Power Plant
050	009	009	1010	1010	154,276.36	154,276.36	Utility	Power Plant			Power Plant
050	009	009	1010	1010	4,936,676.35	4,936,676.35	Utility	Power Plant			Power Plant
050	009	009	1010	1010	786,215.90	786,215.90	Utility	Power Plant			Power Plant
050	009	009	1010	1010	1,341,617.88	1,563,051.62	Utility	Power Plant			Power Plant
050	009	009	1010	1010	178,755.36	178,755.36	Utility	Power Plant			Power Plant
050	009	009	1010	1010	725,021.86	725,021.86	Utility	Power Plant			Power Plant
050	009	009	1010	1010	7,461.49	7,461.49	Utility	Power Plant			Power Plant
050	009	009	1010	1010	1,279,375.74	1,279,375.74	Utility	Power Plant			Power Plant
050	009	009	1010	1010	1,418,267.25	1,418,267.25	Utility	Power Plant			Power Plant
050	009	009	1010	1010	385,444.28	395,444.28	Utility	Power Plant			Power Plant

BU	Division1	Division	GL Account	Acct	Balance 9/30/11	End_Balance	Recon Type	Category	Doc	Check	Notes
050	009	009	1010	1010	33,191.91	33,191.91	Utility	Power Plant	Power Plant		
050	009	009	1010	1010	2,002,946.50	2,073,345.10	Utility	Power Plant	Power Plant		
050	009	009	1010	1010	53,703.66	53,703.66	Utility	Power Plant	Power Plant		
050	009	009	1010	1010	62,747.29	62,747.29	Utility	Power Plant	Power Plant		
050	009	009	1010	1010	33,235.94	33,235.94	Utility	Power Plant	Power Plant		
050	009	009	1010	1010	377,652.90	377,221.88	Utility	Power Plant	Power Plant		
050	009	009	1010	1010	66,315.61	66,315.61	Utility	Power Plant	Power Plant		
050	009	009	1010	1010	3,233,891.55	3,106,172.30	Utility	Power Plant	Power Plant		
050	009	009	1010	1010	175,990.09	175,990.09	Utility	Power Plant	Power Plant		
050	009	009	1010	1010	113,472.72	100,775.12	Utility	Power Plant	Power Plant		
050	009	009	1010	1010	511,781.46	52,296.63	Utility	Power Plant	Power Plant		
050	009	009	1010	1010	3,203,224.70	2,507,892.19	Utility	Power Plant	Power Plant		
050	009	009	1010	1010	247,331.13	13,882.84	Utility	Power Plant	Power Plant		
050	009	009	1010	1010	411,709.84	139,014.17	Utility	Power Plant	Power Plant		
050	009	009	1010	1010	1,563,990.19	1,563,990.19	Utility	Power Plant	Power Plant		
050	009	009	1010	1010	146,221.97	189,095.35	Utility	Power Plant	Power Plant		
050	009	009	1010	1010	1,352,587.67	1,436,196.98	Utility	Power Plant	Power Plant		
050	009	009	1010	1010	6,240,694.05	6,469,365.75	Utility	Power Plant	Power Plant		
050	009	009	1010	1010	3,922,892.59	4,837,784.58	Utility	Power Plant	Power Plant		
050	009	009	1010	1010	151,709.93	179,971.85	Utility	Power Plant	Power Plant		
050	009	009	1010	1010	362,612.40	381,104.85	Utility	Power Plant	Power Plant		
050	009	009	1010	1010	4,239,044.75	4,940,034.86	Utility	Power Plant	Power Plant		
050	009	009	1010	1010	2,451,455.21	3,827,808.57	Utility	Power Plant	Power Plant		
050	009	009	1010	1010	4,303,722.67	4,861,677.78	Utility	Power Plant	Power Plant		
050	009	009	1010	1010	304,040.78	330,625.17	Utility	Power Plant	Power Plant		
050	009	009	1010	1010	49,895.61	79,794.53	Utility	Power Plant	Power Plant		
050	009	009	1010	1010	155,562.36	22,895.93	Utility	Power Plant	Power Plant		
050	009	009	1010	1010	35,384.93	35,384.93	Utility	Power Plant	Power Plant		
050	009	009	1010	1010	107,178.94	50,164.54	Utility	Power Plant	Power Plant		
050	009	009	1010	1010	93,401.35	20,198.81	Utility	Power Plant	Power Plant		
010	012	012	1070	1070		(8,936,849.34)	CWIP	CWIP			
010	012	012	1070	1070	65,427,599.87	65,427,599.87	CWIP	CWIP	Prior Yr	Do Not Delete	
010	012	012	1010	1010	2,874,239.85	2,874,239.85	Utility	Power Plant	Power Plant		
010	012	012	1010	1010	1,887,122.88	1,887,122.88	Utility	Power Plant	Power Plant		
010	012	012	1010	1010	1,399,915.69	12,254,759.52	Utility	Power Plant	Power Plant		
010	012	012	1010	1010	4,418,390.38	4,424,646.53	Utility	Power Plant	Power Plant		
010	012	012	1010	1010	10,400,517.79	10,400,517.79	Utility	Power Plant	Power Plant		
010	012	012	1010	1010	794,387.77	516,183.62	Utility	Power Plant	Power Plant		
010	012	012	1010	1010	1,299,980.23	1,299,980.23	Utility	Power Plant	Power Plant		
010	012	012	1010	1010	271,621.22	271,621.22	Utility	Power Plant	Power Plant		
010	012	012	1010	1010	5,933.44	6,923.49	Utility	Power Plant	Power Plant		
010	012	012	1010	1010	4,800,741.59	4,800,741.99	Utility	Power Plant	Power Plant		
010	012	012	1010	1010	2,370,173.63	2,370,173.63	Utility	Power Plant	Power Plant		
010	012	012	1010	1010	158,369.98	158,369.98	Utility	Power Plant	Power Plant		
010	012	012	1010	1010	289,766.67	343,065.50	Utility	Power Plant	Power Plant		
010	012	012	1010	1010	495,432.80	496,432.80	Utility	Power Plant	Power Plant		
010	012	012	1010	1010	90,566,741.59	90,626,345.29	Utility	Power Plant	Power Plant		
010	012	012	1010	1010	90,340.91	90,340.91	Utility	Power Plant	Power Plant		
010	012	012	1010	1010	194,015.41	194,015.41	Utility	Power Plant	Power Plant		
010	012	012	1010	1010	90,540.56	90,540.56	Utility	Power Plant	Power Plant		
010	012	012	1010	1010	23,172,325.96	23,162,979.43	Utility	Power Plant	Power Plant		
010	012	012	1010	1010	11,782,031.59	927,187.76	Utility	Power Plant	Power Plant		
010	012	012	1010	1010	346,751.76	326,955.33	Utility	Power Plant	Power Plant		
010	012	012	1010	1010	764,100.05	764,100.05	Utility	Power Plant	Power Plant		
010	012	012	1010	1010	2,866.38	2,888.38	Utility	Power Plant	Power Plant		
010	012	012	1010	1010	592,830.36	592,830.36	Utility	Power Plant	Power Plant		
010	012	012	1010	1010	276,680.94	276,680.94	Utility	Power Plant	Power Plant		
010	012	012	1010	1010	602,686.22	502,685.22	Utility	Power Plant	Power Plant		
050	091	091	1070	1070		12,177,889.81	CWIP	CWIP			
050	091	091	1010	1010	857,188.30	857,188.30	CWIP	CWIP	Prior Yr	Do Not Delete	
050	091	091	1010	1010	165,309.27	165,309.27	Utility	Power Plant	Power Plant		
050	091	091	1010	1010	1,109,551.68	1,109,551.68	Utility	Power Plant	Power Plant		
050	091	091	1010	1010	179,338.52	179,338.52	Utility	Power Plant	Power Plant		
050	091	091	1010	1010	5,771.00	5,771.00	Utility	Power Plant	Power Plant		
050	091	091	1010	1010	38,834.00	38,834.00	Utility	Power Plant	Power Plant		
050	091	091	1010	1010	63,449.94	63,449.94	Utility	Power Plant	Power Plant		
050	091	091	1010	1010	4,109.69	4,109.69	Utility	Power Plant	Power Plant		
050	091	091	1010	1010	4,161.06	4,161.06	Utility	Power Plant	Power Plant		
050	091	091	1010	1010	142,558.83	142,558.83	Utility	Power Plant	Power Plant		
050	091	091	1010	1010	19,534.24	19,534.24	Utility	Power Plant	Power Plant		
050	091	091	1010	1010	317,544.81	225,613.58	Utility	Power Plant	Power Plant		
050	091	091	1010	1010	573,322.76	573,091.10	Utility	Power Plant	Power Plant		
050	091	091	1010	1010	76,993.22	76,993.22	Utility	Power Plant	Power Plant		
050	091	091	1010	1010	344,193.54	344,193.54	Utility	Power Plant	Power Plant		
050	091	091	1010	1010	8,273.14	8,273.14	Utility	Power Plant	Power Plant		
050	091	091	1010	1010	251,689.15	240,506.78	Utility	Power Plant	Power Plant		
050	091	091	1010	1010	1,111,896.19	481,398.39	Utility	Power Plant	Power Plant		
050	091	091	1010	1010	126,631.48	38,816.30	Utility	Power Plant	Power Plant		
050	091	091	1010	1010	739,110.66	31,386.38	Utility	Power Plant	Power Plant		
050	091	091	1010	1010	252,372.18	4,797.82	Utility	Power Plant	Power Plant		
050	091	091	1070	1070		252,372.18	CWIP	CWIP			
050	091	091	1070	1070		140,505.59	CWIP	CWIP			
010	002	002	1070	1070	13,644,047.36	13,644,047.36	CWIP	CWIP	Prior Yr	Do Not Delete	
010	002	002	1010	1010	5,870.52	48,305.76	Utility	Power Plant	Power Plant		
010	002	002	1010	1010	9,154,285.84	9,154,285.84	Utility	Power Plant	Power Plant		

BU	Division1	Division	GL Account	Acct	Balance 9/30/11	End_Balance	Recon Type	Category	Doc	Missed	Notes
010	002	002	1010	1010	8,576,886.42	8,856,030.28	Utility	Utility			Power Plant
010	002	002	1010	1010	10,782,802.12	10,809,370.54	Utility	Utility			Power Plant
010	002	002	1010	1010	63,740.85	63,740.85	Utility	Utility			Power Plant
010	002	002	1010	1010	99,142.78	99,142.78	Utility	Utility			Power Plant
010	002	002	1010	1010	134,556.50	134,556.50	Utility	Utility			Power Plant
010	002	002	1010	1010	23,632.07	23,632.07	Utility	Utility			Power Plant
010	002	002	1010	1010	2,438,867.90	2,448,892.24	Utility	Utility			Power Plant
010	002	002	1010	1010	388,189.07	388,189.07	Utility	Utility			Power Plant
010	002	002	1010	1010	162,267.97	162,267.97	Utility	Utility			Power Plant
010	002	002	1010	1010	21,859,388.87	24,380,839.21	Utility	Utility			Power Plant
010	002	002	1010	1010	12,990,709.18	13,517,023.85	Utility	Utility			Power Plant
010	002	002	1010	1010	3,578,627.75	3,497,128.53	Utility	Utility			Power Plant
010	002	002	1010	1010	2,590,915.52	2,639,805.50	Utility	Utility			Power Plant
010	002	002	1010	1010	1,857,520.34	1,587,556.53	Utility	Utility			Power Plant
010	002	002	1010	1010	85,932,212.76	92,591,755.28	Utility	Utility			Power Plant
010	002	002	1010	1010	2,814,618.97	2,614,618.97	Utility	Utility			Power Plant
010	002	002	1010	1010	77,656.01	77,656.01	Utility	Utility			Power Plant
010	002	002	1010	1010	1,839,513.00	1,839,513.00	Utility	Utility			Power Plant
010	002	002	1010	1010	1,106,926.69	1,106,926.69	Utility	Utility			Power Plant
010	002	002	1010	1010	298,430.96	298,430.96	Utility	Utility			Power Plant
010	002	002	1010	1010	985.04	1,246.52	Utility	Utility			Power Plant
010	002	002	1010	1010	10,219.08	10,257.94	Utility	Utility			Power Plant
010	002	002	1010	1010	22,527.07	22,527.07	Utility	Utility			Power Plant
010	002	002	1070	1070		(6,916,841.69)	CWIP	CWIP			CWIP
050	009	009	1070	1070	13,705,510.53	13,705,510.53	CWIP	CWIP			CWIP-Prior Yr Do Not Delete
050	009	009	1010	1010	(25.68)	(25.68)	Utility	Utility			Power Plant
050	009	009	1010	1010	25.68	25.68	Utility	Utility			Power Plant
050	009	009	1010	1010	8,329.72	8,329.72	Utility	Utility			Power Plant
050	009	009	1010	1010	118,852.58	118,852.69	Utility	Utility			Power Plant
050	009	009	1010	1010	2,352.50	2,352.50	Utility	Utility			Power Plant
050	009	009	1010	1010	83,422.32	83,422.32	Utility	Utility			Power Plant
050	009	009	1010	1010	3,492.47	3,492.47	Utility	Utility			Power Plant
050	009	009	1010	1010	47,162.67	47,162.67	Utility	Utility			Power Plant
050	009	009	1010	1010	528,218.00	528,218.00	Utility	Utility			Power Plant
050	009	009	1010	1010	192,384.43	192,384.43	Utility	Utility			Power Plant
050	009	009	1010	1010	44,389.30	44,389.30	Utility	Utility			Power Plant
050	009	009	1010	1010	261,126.69	261,126.69	Utility	Utility			Power Plant
050	009	009	1010	1010	4,681.58	4,681.58	Utility	Utility			Power Plant
050	009	009	1010	1010	17,916.19	17,916.19	Utility	Utility			Power Plant
050	009	009	1010	1010	153,261.30	153,261.30	Utility	Utility			Power Plant
050	009	009	1010	1010	23,138.36	23,138.36	Utility	Utility			Power Plant
050	009	009	1010	1010	137,442.53	137,442.53	Utility	Utility			Power Plant
050	009	009	1010	1010	1,259,459.09	2,142,450.37	Utility	Utility			Power Plant
050	009	009	1010	1010	1,867,555.35	1,699,996.54	Utility	Utility			Power Plant
050	009	009	1010	1010	455,308.80	455,308.80	Utility	Utility			Power Plant
050	009	009	1010	1010	1,694,832.96	1,694,832.96	Utility	Utility			Power Plant
050	009	009	1010	1010	178,530.09	178,530.09	Utility	Utility			Power Plant
050	009	009	1010	1010	54,614.27	54,614.27	Utility	Utility			Power Plant
050	009	009	1010	1010	178,496.90	178,496.90	Utility	Utility			Power Plant
050	009	009	1010	1010	209,458.21	209,458.21	Utility	Utility			Power Plant
050	009	009	1010	1010	923,446.05	923,446.05	Utility	Utility			Power Plant
050	009	009	1010	1010	240,883.03	240,883.03	Utility	Utility			Power Plant
050	009	009	1010	1010	163,979.47	163,979.47	Utility	Utility			Power Plant
050	009	009	1010	1010	26,970.37	26,970.37	Utility	Utility			Power Plant
050	009	009	1010	1010	867,772.00	867,772.00	Utility	Utility			Power Plant
050	009	009	1010	1010	49,001.72	49,001.72	Utility	Utility			Power Plant
050	009	009	1010	1010	60,826.29	60,826.29	Utility	Utility			Power Plant
050	009	009	1010	1010	406,035.22	406,035.22	Utility	Utility			Power Plant
050	009	009	1010	1010	28,873,488.58	28,547,050.07	Utility	Utility			Power Plant
050	009	009	1010	1010	578,023.10	578,023.10	Utility	Utility			Power Plant
050	009	009	1010	1010	2,276,827.39	2,276,022.63	Utility	Utility			Power Plant
050	009	009	1010	1010	294,625.18	337,499.58	Utility	Utility			Power Plant
050	009	009	1010	1010	37,323.42	37,326.42	Utility	Utility			Power Plant
050	009	009	1010	1010	253,400.60	253,400.60	Utility	Utility			Power Plant
050	009	009	1010	1010	2,783.89	2,783.89	Utility	Utility			Power Plant
050	009	009	1010	1010	336,204.06	336,167.54	Utility	Utility			Power Plant
050	009	009	1010	1010	101,506.50	101,506.50	Utility	Utility			Power Plant
050	009	009	1010	1010	46,591.01	46,591.01	Utility	Utility			Power Plant
050	009	009	1010	1010	4,005.08	4,005.08	Utility	Utility			Power Plant
050	009	009	1010	1010	9,682,146.17	9,716,692.19	Utility	Utility			Power Plant
050	009	009	1010	1010	72,111,437.78	80,591,297.25	Utility	Utility			Power Plant
050	009	009	1010	1010	36,861,170.51	37,820,260.68	Utility	Utility			Power Plant
050	009	009	1010	1010	4,697,768.99	4,916,315.57	Utility	Utility			Power Plant
050	009	009	1010	1010	1,801,171.28	1,761,203.47	Utility	Utility			Power Plant
050	009	009	1010	1010	1,415,372.62	1,415,372.62	Utility	Utility			Power Plant
050	009	009	1010	1010	65,742,653.20	65,706,598.74	Utility	Utility			Power Plant
050	009	009	1010	1010	14,775,652.22	15,051,151.60	Utility	Utility			Power Plant
050	009	009	1010	1010	44,122,146.09	44,071,817.20	Utility	Utility			Power Plant
050	009	009	1010	1010	6,564,528.09	6,666,707.21	Utility	Utility			Power Plant
050	009	009	1010	1010	154,276.36	154,276.36	Utility	Utility			Power Plant
050	009	009	1010	1010	4,936,676.35	4,936,676.35	Utility	Utility			Power Plant
050	009	009	1010	1010	786,215.90	786,215.90	Utility	Utility			Power Plant
050	009	009	1010	1010	1,341,817.88	1,563,051.62	Utility	Utility			Power Plant
050	009	009	1010	1010	178,755.36	178,755.36	Utility	Utility			Power Plant
050	009	009	1010	1010	725,021.66	725,021.66	Utility	Utility			Power Plant

BU	Division1	Division	GL Account	Acct	Balance 9/30/11	End_Balance	Recon Type	Category	Debit	Credit	Notes
050	009	009	1010	1010	7,461.49	7,461.49	Utility	Power Plant			
050	009	009	1010	1010	1,279,375.74	1,279,375.74	Utility	Power Plant			
050	009	009	1010	1010	1,418,267.25	1,418,267.25	Utility	Power Plant			
050	009	009	1010	1010	395,444.28	395,444.28	Utility	Power Plant			
050	009	009	1010	1010	33,191.91	33,191.91	Utility	Power Plant			
050	009	009	1010	1010	2,002,946.50	2,108,045.32	Utility	Power Plant			
050	009	009	1010	1010	53,703.66	53,703.66	Utility	Power Plant			
050	009	009	1010	1010	62,747.29	62,747.29	Utility	Power Plant			
050	009	009	1010	1010	33,235.94	33,235.94	Utility	Power Plant			
050	009	009	1010	1010	377,682.90	377,221.98	Utility	Power Plant			
050	009	009	1010	1010	66,315.61	66,315.61	Utility	Power Plant			
050	009	009	1010	1010	3,235,891.55	3,108,327.43	Utility	Power Plant			
050	009	009	1010	1010	175,990.09	175,990.09	Utility	Power Plant			
050	009	009	1010	1010	113,472.72	160,775.12	Utility	Power Plant			
050	009	009	1010	1010	51,781.46	52,286.63	Utility	Power Plant			
050	009	009	1010	1010	3,203,224.70	2,533,160.97	Utility	Power Plant			
050	009	009	1010	1010	247,331.13	13,882.84	Utility	Power Plant			
050	009	009	1010	1010	411,709.84	139,014.17	Utility	Power Plant			
050	009	009	1010	1010	1,563,980.19	1,563,990.19	Utility	Power Plant			
050	009	009	1010	1010	146,221.57	146,221.97	Utility	Power Plant			
050	009	009	1010	1010	1,352,587.67	1,467,316.22	Utility	Power Plant			
050	009	009	1010	1010	8,240,694.08	8,491,719.67	Utility	Power Plant			
050	009	009	1010	1010	3,922,892.58	5,083,471.81	Utility	Power Plant			
050	009	009	1010	1010	151,709.93	158,720.11	Utility	Power Plant			
050	009	009	1010	1010	362,512.40	331,406.58	Utility	Power Plant			
050	009	009	1010	1010	4,239,044.75	5,590,032.27	Utility	Power Plant			
050	009	009	1010	1010	2,461,455.21	4,026,330.30	Utility	Power Plant			
050	009	009	1010	1010	4,303,722.67	4,767,666.53	Utility	Power Plant			
050	009	009	1010	1010	304,040.78	369,284.26	Utility	Power Plant			
050	009	009	1010	1010	46,885.61	79,918.91	Utility	Power Plant			
050	009	009	1010	1010	155,362.36	22,895.93	Utility	Power Plant			
050	009	009	1010	1010	35,384.93	35,384.93	Utility	Power Plant			
050	009	009	1010	1010	107,176.84	36,998.78	Utility	Power Plant			
050	009	009	1010	1010	93,401.35	19,044.28	Utility	Power Plant			
050	009	009	1010	1010	252,199.69		Utility	Power Plant			
050	009	009	1070	1070		(5,523,217.07)	CWIP	CWIP			
010	012	012	1010	1010	65,427,599.87	65,427,599.87	Utility	CWIP-Prior Yr			Do Not Delete
010	012	012	1010	1010	2,874,239.86	2,874,239.86	Utility	Power Plant			
010	012	012	1010	1010	1,887,122.88	1,887,122.88	Utility	Power Plant			
010	012	012	1010	1010	1,399,915.69	12,254,759.52	Utility	Power Plant			
010	012	012	1010	1010	4,416,390.38	4,424,648.63	Utility	Power Plant			
010	012	012	1010	1010	10,400,517.79	10,400,517.79	Utility	Power Plant			
010	012	012	1010	1010	794,387.77	816,163.62	Utility	Power Plant			
010	012	012	1010	1010	1,299,980.23	1,299,980.23	Utility	Power Plant			
010	012	012	1010	1010	271,621.22	271,621.22	Utility	Power Plant			
010	012	012	1010	1010	6,923.44	6,923.44	Utility	Power Plant			
010	012	012	1010	1010	4,800,741.99	4,800,741.99	Utility	Power Plant			
010	012	012	1010	1010	2,370,173.63	2,370,173.63	Utility	Power Plant			
010	012	012	1010	1010	158,369.98	158,369.98	Utility	Power Plant			
010	012	012	1010	1010	289,756.67	342,735.06	Utility	Power Plant			
010	012	012	1010	1010	496,432.80	496,432.80	Utility	Power Plant			
010	012	012	1010	1010	90,586,741.59	90,626,345.29	Utility	Power Plant			
010	012	012	1010	1010	90,340.91	91,890.37	Utility	Power Plant			
010	012	012	1010	1010	194,015.41	194,015.41	Utility	Power Plant			
010	012	012	1010	1010	90,540.56	90,540.56	Utility	Power Plant			
010	012	012	1010	1010	23,172,325.96	23,162,979.43	Utility	Power Plant			
010	012	012	1010	1010	11,782,031.59	927,187.75	Utility	Power Plant			
010	012	012	1010	1010	348,751.78	326,955.93	Utility	Power Plant			
010	012	012	1010	1010	764,100.05	764,100.05	Utility	Power Plant			
010	012	012	1010	1010	2,888.38	2,888.38	Utility	Power Plant			
010	012	012	1010	1010	582,830.36	582,830.36	Utility	Power Plant			
010	012	012	1010	1010	276,680.34	276,680.34	Utility	Power Plant			
010	012	012	1010	1010	602,686.22	602,686.22	Utility	Power Plant			
010	012	012	1070	1070		13,254,901.05	CWIP	CWIP			
050	091	091	1010	1010	857,186.30	857,186.30	Utility	CWIP-Prior Yr			Do Not Delete
050	091	091	1010	1010	185,309.27	185,309.27	Utility	Power Plant			
050	091	091	1010	1010	1,109,551.68	1,109,551.68	Utility	Power Plant			
050	091	091	1010	1010	179,338.52	179,338.52	Utility	Power Plant			
050	091	091	1010	1010	5,771.00	5,771.00	Utility	Power Plant			
050	091	091	1010	1010	38,834.00	38,834.00	Utility	Power Plant			
050	091	091	1010	1010	63,443.84	63,917.16	Utility	Power Plant			
050	091	091	1010	1010	4,109.69	4,109.69	Utility	Power Plant			
050	091	091	1010	1010	4,161.06	4,161.06	Utility	Power Plant			
050	091	091	1010	1010	142,558.63	142,558.63	Utility	Power Plant			
050	091	091	1010	1010	19,534.24	19,534.24	Utility	Power Plant			
050	091	091	1010	1010	317,544.81	225,613.58	Utility	Power Plant			
050	091	091	1010	1010	573,322.76	573,091.10	Utility	Power Plant			
050	091	091	1010	1010	76,993.22	76,993.22	Utility	Power Plant			
050	091	091	1010	1010	344,193.54	344,193.54	Utility	Power Plant			
050	091	091	1010	1010	8,273.14	8,273.14	Utility	Power Plant			
050	091	091	1010	1010	251,998.15	240,506.78	Utility	Power Plant			
050	091	091	1010	1010	1,111,896.19	735,713.92	Utility	Power Plant			
050	091	091	1010	1010	129,631.48	39,816.30	Utility	Power Plant			
050	091	091	1010	1010	739,110.68	31,368.38	Utility	Power Plant			
050	091	091	1010	1010	-	-	Utility	Power Plant			

BU	Division1	Division	GL Account	Acct	Balance 9/30/11	End_Balance	Recon Type	Category	Doc#	DocDt	Misc#	Notes
050	091	091	1010	1010	252,372.18	252,372.18	Utility	Power Plant				Power Plant
050	091	091	1070	1070		36,174.31	CWIP	CWIP				CWIP
010	002	002	1070	1070	13,644,047.36	13,644,047.36	CWIP	CWIP				CWIP-Prior Y: Do Not Delete
010	002	002	1010	1010	5,870.52	49,305.76	Utility	Power Plant				Power Plant
010	002	002	1010	1010	9,154,285.84	9,154,285.84	Utility	Power Plant				Power Plant
010	002	002	1010	1010	8,575,866.42	8,656,029.46	Utility	Power Plant				Power Plant
010	002	002	1010	1010	10,782,602.12	10,515,340.27	Utility	Power Plant				Power Plant
010	002	002	1010	1010	63,740.85	63,740.85	Utility	Power Plant				Power Plant
010	002	002	1010	1010	99,142.78	99,142.78	Utility	Power Plant				Power Plant
010	002	002	1010	1010	134,556.50	134,556.50	Utility	Power Plant				Power Plant
010	002	002	1010	1010	23,632.07	23,632.07	Utility	Power Plant				Power Plant
010	002	002	1010	1010	2,439,967.90	2,448,592.24	Utility	Power Plant				Power Plant
010	002	002	1010	1010	385,189.07	385,189.07	Utility	Power Plant				Power Plant
010	002	002	1010	1010	162,267.97	162,267.97	Utility	Power Plant				Power Plant
010	002	002	1010	1010	21,859,398.67	24,465,668.93	Utility	Power Plant				Power Plant
010	002	002	1010	1010	12,990,709.18	13,527,148.45	Utility	Power Plant				Power Plant
010	002	002	1010	1010	3,576,627.76	3,497,128.53	Utility	Power Plant				Power Plant
010	002	002	1010	1010	2,580,915.52	2,647,214.04	Utility	Power Plant				Power Plant
010	002	002	1010	1010	1,857,520.94	1,592,459.63	Utility	Power Plant				Power Plant
010	002	002	1010	1010	85,932,212.76	92,634,719.15	Utility	Power Plant				Power Plant
010	002	002	1010	1010	2,614,618.87	2,614,618.97	Utility	Power Plant				Power Plant
010	002	002	1010	1010	77,656.01	77,656.01	Utility	Power Plant				Power Plant
010	002	002	1010	1010	1,839,513.00	1,839,513.00	Utility	Power Plant				Power Plant
010	002	002	1010	1010	1,106,926.69	1,106,926.69	Utility	Power Plant				Power Plant
010	002	002	1010	1010	298,430.98	298,430.98	Utility	Power Plant				Power Plant
010	002	002	1010	1010	885.04	1,246.52	Utility	Power Plant				Power Plant
010	002	002	1010	1010	10,219.08	10,257.94	Utility	Power Plant				Power Plant
010	002	002	1010	1010	22,527.07	22,527.07	Utility	Power Plant				Power Plant
050	009	009	1070	1070	13,705,510.53	13,705,510.53	CWIP	CWIP				CWIP-Prior Y: Do Not Delete
050	009	009	1010	1010	(25.68)	(25.68)	Utility	Power Plant				Power Plant
050	009	009	1010	1010	25.68	25.68	Utility	Power Plant				Power Plant
050	009	009	1010	1010	8,329.72	8,329.72	Utility	Power Plant				Power Plant
050	009	009	1010	1010	119,852.69	119,852.69	Utility	Power Plant				Power Plant
050	009	009	1010	1010	2,352.50	2,352.50	Utility	Power Plant				Power Plant
050	009	009	1010	1010	83,422.32	83,422.32	Utility	Power Plant				Power Plant
050	009	009	1010	1010	3,492.47	3,492.47	Utility	Power Plant				Power Plant
050	009	009	1010	1010	47,162.67	47,162.67	Utility	Power Plant				Power Plant
050	009	009	1010	1010	528,218.00	528,218.00	Utility	Power Plant				Power Plant
050	009	009	1010	1010	192,384.43	192,384.43	Utility	Power Plant				Power Plant
050	009	009	1010	1010	44,369.30	44,369.30	Utility	Power Plant				Power Plant
050	009	009	1010	1010	251,126.69	261,126.69	Utility	Power Plant				Power Plant
050	009	009	1010	1010	4,681.58	4,681.58	Utility	Power Plant				Power Plant
050	009	009	1010	1010	17,916.19	17,916.19	Utility	Power Plant				Power Plant
050	009	009	1010	1010	153,261.30	153,261.30	Utility	Power Plant				Power Plant
050	009	009	1010	1010	23,138.38	23,138.38	Utility	Power Plant				Power Plant
050	009	009	1010	1010	137,442.53	137,442.53	Utility	Power Plant				Power Plant
050	009	009	1010	1010	1,259,459.09	2,925,337.13	Utility	Power Plant				Power Plant
050	009	009	1010	1010	1,867,595.35	1,699,998.54	Utility	Power Plant				Power Plant
050	009	009	1010	1010	455,308.80	455,308.80	Utility	Power Plant				Power Plant
050	009	009	1010	1010	1,694,932.98	1,594,932.96	Utility	Power Plant				Power Plant
050	009	009	1010	1010	178,530.09	178,530.09	Utility	Power Plant				Power Plant
050	009	009	1010	1010	54,614.27	54,614.27	Utility	Power Plant				Power Plant
050	009	009	1010	1010	178,496.90	178,496.90	Utility	Power Plant				Power Plant
050	009	009	1010	1010	209,458.21	209,458.21	Utility	Power Plant				Power Plant
050	009	009	1010	1010	923,446.05	923,446.05	Utility	Power Plant				Power Plant
050	009	009	1010	1010	240,883.03	240,883.03	Utility	Power Plant				Power Plant
050	009	009	1010	1010	163,979.47	163,979.47	Utility	Power Plant				Power Plant
050	009	009	1010	1010	26,970.37	26,970.37	Utility	Power Plant				Power Plant
050	009	009	1010	1010	667,772.00	667,772.00	Utility	Power Plant				Power Plant
050	009	009	1010	1010	49,001.72	49,001.72	Utility	Power Plant				Power Plant
050	009	009	1010	1010	60,826.29	60,826.29	Utility	Power Plant				Power Plant
050	009	009	1010	1010	406,035.22	406,035.22	Utility	Power Plant				Power Plant
050	009	009	1010	1010	28,873,488.58	28,647,050.07	Utility	Power Plant				Power Plant
050	009	009	1010	1010	578,023.10	578,023.10	Utility	Power Plant				Power Plant
050	009	009	1010	1010	2,276,827.39	2,276,822.83	Utility	Power Plant				Power Plant
050	009	009	1010	1010	294,626.18	337,496.66	Utility	Power Plant				Power Plant
050	009	009	1010	1010	37,326.42	37,326.42	Utility	Power Plant				Power Plant
050	009	009	1010	1010	253,400.60	253,400.60	Utility	Power Plant				Power Plant
050	009	009	1010	1010	2,793.89	2,793.89	Utility	Power Plant				Power Plant
050	009	009	1010	1010	336,204.06	336,167.64	Utility	Power Plant				Power Plant
050	009	009	1010	1010	101,506.50	101,506.50	Utility	Power Plant				Power Plant
050	009	009	1010	1010	46,591.01	46,591.01	Utility	Power Plant				Power Plant
050	009	009	1010	1010	4,005.08	4,005.08	Utility	Power Plant				Power Plant
050	009	009	1010	1010	9,682,146.17	9,718,892.19	Utility	Power Plant				Power Plant
050	009	009	1010	1010	72,111,437.78	80,965,341.47	Utility	Power Plant				Power Plant
050	009	009	1010	1010	38,881,170.51	38,205,418.06	Utility	Power Plant				Power Plant
050	009	009	1010	1010	4,687,768.99	4,916,371.12	Utility	Power Plant				Power Plant
050	009	009	1010	1010	1,801,171.26	1,795,762.62	Utility	Power Plant				Power Plant
050	009	009	1010	1010	1,415,372.62	1,415,372.62	Utility	Power Plant				Power Plant
050	009	009	1010	1010	65,742,653.20	68,618,438.43	Utility	Power Plant				Power Plant
050	009	009	1010	1010	14,775,662.22	15,135,109.05	Utility	Power Plant				Power Plant
050	009	009	1010	1010	44,122,148.09	44,132,384.51	Utility	Power Plant				Power Plant
050	009	009	1010	1010	6,584,528.09	6,720,117.92	Utility	Power Plant				Power Plant
050	009	009	1010	1010	154,276.36	154,276.36	Utility	Power Plant				Power Plant

BU	Division1	Division	GL Account	Acct	Balance 9/30/11	End_Balance	Recon Type	Category	Debit	Credit	Notes
050	009	009	1010	1010	4,936,678.35	4,936,678.35	Utility	Power Plant			Power Plant
050	009	009	1010	1010	766,215.90	766,215.90	Utility	Power Plant			Power Plant
050	009	009	1010	1010	1,341,617.88	1,580,879.05	Utility	Power Plant			Power Plant
050	009	009	1010	1010	178,755.36	178,755.36	Utility	Power Plant			Power Plant
050	009	009	1010	1010	725,021.86	725,021.86	Utility	Power Plant			Power Plant
050	009	009	1010	1010	7,461.49	7,461.49	Utility	Power Plant			Power Plant
050	009	009	1010	1010	1,279,375.74	1,279,375.74	Utility	Power Plant			Power Plant
050	009	009	1010	1010	1,418,267.25	1,414,431.30	Utility	Power Plant			Power Plant
050	009	009	1010	1010	395,444.26	395,444.28	Utility	Power Plant			Power Plant
050	009	009	1010	1010	33,191.91	33,191.91	Utility	Power Plant			Power Plant
050	009	009	1010	1010	2,002,946.50	2,108,226.80	Utility	Power Plant			Power Plant
050	009	009	1010	1010	53,703.66	53,703.66	Utility	Power Plant			Power Plant
050	009	009	1010	1010	62,747.29	62,747.29	Utility	Power Plant			Power Plant
050	009	009	1010	1010	33,235.94	33,235.94	Utility	Power Plant			Power Plant
050	009	009	1010	1010	377,662.90	377,221.88	Utility	Power Plant			Power Plant
050	009	009	1010	1010	66,315.61	66,315.61	Utility	Power Plant			Power Plant
050	009	009	1010	1010	3,235,891.55	3,227,488.58	Utility	Power Plant			Power Plant
050	009	009	1010	1010	175,990.09	175,990.09	Utility	Power Plant			Power Plant
050	009	009	1010	1010	113,472.72	100,775.12	Utility	Power Plant			Power Plant
050	009	009	1010	1010	511,781.46	52,296.53	Utility	Power Plant			Power Plant
050	009	009	1010	1010	3,203,224.70	2,533,188.23	Utility	Power Plant			Power Plant
050	009	009	1010	1010	247,331.13	13,882.84	Utility	Power Plant			Power Plant
050	009	009	1010	1010	411,709.84	139,014.17	Utility	Power Plant			Power Plant
050	009	009	1010	1010	1,583,990.19	781,103.43	Utility	Power Plant			Power Plant
050	009	009	1010	1010	146,221.97	146,221.97	Utility	Power Plant			Power Plant
050	009	009	1010	1010	1,352,587.67	1,506,378.42	Utility	Power Plant			Power Plant
050	009	009	1010	1010	8,249,694.08	8,244,871.05	Utility	Power Plant			Power Plant
050	009	009	1010	1010	3,922,892.59	4,787,768.55	Utility	Power Plant			Power Plant
050	009	009	1010	1010	151,709.93	158,720.11	Utility	Power Plant			Power Plant
050	009	009	1010	1010	362,612.40	331,405.99	Utility	Power Plant			Power Plant
050	009	009	1010	1010	4,239,044.75	4,053,207.30	Utility	Power Plant			Power Plant
050	009	009	1010	1010	2,481,455.21	4,169,784.63	Utility	Power Plant			Power Plant
050	009	009	1010	1010	4,303,722.67	4,743,454.14	Utility	Power Plant			Power Plant
050	009	009	1010	1010	304,040.78	311,575.86	Utility	Power Plant			Power Plant
050	009	009	1010	1010	48,895.61	88,800.61	Utility	Power Plant			Power Plant
050	009	009	1010	1010	155,362.36	-	Utility	Power Plant			Power Plant
050	009	009	1010	1010	35,384.93	35,384.93	Utility	Power Plant			Power Plant
050	009	009	1010	1010	107,176.94	50,140.25	Utility	Power Plant			Power Plant
050	009	009	1010	1010	93,401.35	18,044.28	Utility	Power Plant			Power Plant
050	009	009	1010	1010	252,199.69	-	Utility	Power Plant			Power Plant
050	009	009	1070	1070		(4,823,030.92)	CWIP	CWIP			CWIP
010	012	012	1070	1070	65,427,599.87	65,427,599.87	CWIP	CWIP	Prior Yr		Do Not Delete
010	012	012	1010	1010	2,874,239.86	2,874,239.86	Utility	Power Plant			Power Plant
010	012	012	1010	1010	1,887,122.88	1,887,122.88	Utility	Power Plant			Power Plant
010	012	012	1010	1010	1,399,915.89	12,254,759.52	Utility	Power Plant			Power Plant
010	012	012	1010	1010	4,418,390.38	4,424,648.63	Utility	Power Plant			Power Plant
010	012	012	1010	1010	10,400,517.79	10,400,517.79	Utility	Power Plant			Power Plant
010	012	012	1010	1010	794,387.77	816,183.62	Utility	Power Plant			Power Plant
010	012	012	1010	1010	1,299,980.23	1,299,980.23	Utility	Power Plant			Power Plant
010	012	012	1010	1010	271,621.22	271,621.22	Utility	Power Plant			Power Plant
010	012	012	1010	1010	6,923.44	6,923.44	Utility	Power Plant			Power Plant
010	012	012	1010	1010	4,800,741.99	4,868,206.29	Utility	Power Plant			Power Plant
010	012	012	1010	1010	2,370,173.63	2,885,955.59	Utility	Power Plant			Power Plant
010	012	012	1010	1010	158,359.98	158,369.98	Utility	Power Plant			Power Plant
010	012	012	1010	1010	289,756.67	684,124.88	Utility	Power Plant			Power Plant
010	012	012	1010	1010	496,432.60	496,432.80	Utility	Power Plant			Power Plant
010	012	012	1010	1010	90,586,741.59	90,626,345.29	Utility	Power Plant			Power Plant
010	012	012	1010	1010	90,340.91	91,992.46	Utility	Power Plant			Power Plant
010	012	012	1010	1010	194,015.41	194,015.41	Utility	Power Plant			Power Plant
010	012	012	1010	1010	90,540.56	90,540.56	Utility	Power Plant			Power Plant
010	012	012	1010	1010	23,172,325.96	23,162,979.43	Utility	Power Plant			Power Plant
010	012	012	1010	1010	11,782,031.69	927,187.76	Utility	Power Plant			Power Plant
010	012	012	1010	1010	348,751.78	326,955.93	Utility	Power Plant			Power Plant
010	012	012	1010	1010	784,100.05	784,100.05	Utility	Power Plant			Power Plant
010	012	012	1010	1010	2,888.38	2,889.38	Utility	Power Plant			Power Plant
010	012	012	1010	1010	582,830.36	582,830.36	Utility	Power Plant			Power Plant
010	012	012	1010	1010	276,880.94	276,880.94	Utility	Power Plant			Power Plant
010	012	012	1010	1010	602,686.22	602,686.22	Utility	Power Plant			Power Plant
010	012	012	1070	1070		13,387,333.31	CWIP	CWIP			CWIP
050	091	091	1070	1070	957,165.30	857,186.30	CWIP	CWIP	Prior Yr		Do Not Delete
050	091	091	1010	1010	185,309.27	185,309.27	Utility	Power Plant			Power Plant
050	091	091	1010	1010	1,109,551.68	1,109,551.68	Utility	Power Plant			Power Plant
050	091	091	1010	1010	179,338.52	179,338.52	Utility	Power Plant			Power Plant
050	091	091	1010	1010	5,771.00	5,771.00	Utility	Power Plant			Power Plant
050	091	091	1010	1010	38,834.00	38,834.00	Utility	Power Plant			Power Plant
050	091	091	1010	1010	63,449.84	63,917.16	Utility	Power Plant			Power Plant
050	091	091	1010	1010	4,109.69	4,109.69	Utility	Power Plant			Power Plant
050	091	091	1010	1010	4,161.06	4,161.06	Utility	Power Plant			Power Plant
050	091	091	1010	1010	142,556.63	142,558.63	Utility	Power Plant			Power Plant
050	091	091	1010	1010	19,534.24	19,534.24	Utility	Power Plant			Power Plant
050	091	091	1010	1010	317,544.81	226,613.58	Utility	Power Plant			Power Plant
050	091	091	1010	1010	573,322.76	573,322.76	Utility	Power Plant			Power Plant
050	091	091	1010	1010	76,993.22	76,993.22	Utility	Power Plant			Power Plant
050	091	091	1010	1010	344,193.54	344,193.54	Utility	Power Plant			Power Plant
050	091	091	1010	1010	8,273.14	8,273.14	Utility	Power Plant			Power Plant

BU	Division1	Division	GL Account	Acct	Balance 9/30/11	End_Balance	Recon Type	Category	Doc	Disc	Int	Notes
050	090	091	1010	1010	-	-	Utility	Utility				
050	090	091	1010	1010	-	-	Utility	Utility				
050	091	091	1010	1010	185,309.27	185,309.27	Utility	Utility				
050	091	091	1010	1010	1,109,551.88	1,109,551.88	Utility	Utility				
050	091	091	1010	1010	-	-	Utility	Utility				
050	091	091	1010	1010	179,338.52	179,338.52	Utility	Utility				
050	091	091	1010	1010	5,771.00	5,771.00	Utility	Utility				
050	091	091	1010	1010	38,834.00	38,834.00	Utility	Utility				
050	091	091	1010	1010	63,449.84	63,449.84	Utility	Utility				
050	091	091	1010	1010	4,109.69	4,109.69	Utility	Utility				
050	091	091	1010	1010	4,161.06	4,161.06	Utility	Utility				
050	091	091	1010	1010	142,558.83	142,558.83	Utility	Utility				
050	091	091	1010	1010	19,534.24	19,534.24	Utility	Utility				
050	091	091	1010	1010	317,544.51	225,813.58	Utility	Utility				
050	091	091	1010	1010	573,322.76	573,091.10	Utility	Utility				
050	091	091	1010	1010	76,993.22	76,993.22	Utility	Utility				
050	091	091	1010	1010	344,193.54	344,193.54	Utility	Utility				
050	091	091	1010	1010	8,273.14	8,273.14	Utility	Utility				
050	091	091	1010	1010	251,698.15	240,506.78	Utility	Utility				
050	091	091	1010	1010	1,111,896.19	481,396.39	Utility	Utility				
050	091	091	1010	1010	128,831.48	39,816.30	Utility	Utility				
050	091	091	1010	1010	739,110.88	31,388.36	Utility	Utility				
050	091	091	1010	1010	-	-	Utility	Utility				
050	091	091	1010	1010	-	4,797.82	Utility	Utility				
050	091	091	1010	1010	-	-	Utility	Utility				
050	091	091	1010	1010	252,372.18	252,372.18	Utility	Utility				
050	091	091	1010	1010	-	-	Utility	Utility				
050	091	091	1010	1010	-	-	Utility	Utility				
050	091	091	1010	1010	-	-	Utility	Utility				
050	091	091	1010	1010	-	-	Utility	Utility				
050	091	091	1010	1010	-	-	Utility	Utility				
050	091	091	1010	1010	-	-	Utility	Utility				