

Ronald M. Sullivan
Jesse T. Mountjoy
Frank Stainback
James M. Miller
Michael A. Fiorella
R. Michael Sullivan
Bryan R. Reynolds*
Tyson A. Kamuf
Mark W. Starnes
C. Ellsworth Mountjoy
John S. Wathen
K. Timothy Kline**

*Also Licensed in Indiana
**Also Licensed in Indiana
and New York

RECEIVED

FEB 19 2016

PUBLIC SERVICE
COMMISSION

February 18, 2016

Via Federal Express

Jeff Derouen
Executive Director
Public Service Commission
211 Sower Boulevard, P.O. Box 615
Frankfort, Kentucky 40602-0615

Re: *In the Matter of: An Examination of the Application of the
Fuel Adjustment Clause of Big Rivers Electric Corporation
from May 1, 2015 through October 31, 2015*
Case No. 2016-00006

Dear Mr. Derouen:

Enclosed for filing on behalf of Big Rivers Electric Corporation are an original and ten copies of (i) Big Rivers' responses to the information requests contained in the appendix to the Public Service Commission's February 5, 2016, order in the above-referenced matter; and (ii) a petition for confidential treatment. I certify that on this date, a copy of the responses, a copy of the petition, and a copy of this letter were served on all parties of record.

Sincerely,



Tyson Kamuf
Counsel for Big Rivers Electric Corporation

TAK/lm
Enclosures


Telephone (270) 926-4000
Telecopier (270) 683-6694

100 St. Ann Building
PO Box 727
Owensboro, Kentucky
42302-0727

www.westkylaw.com

ORIGINAL



Your Touchstone Energy® Cooperative 

RECEIVED

FEB 19 2016

**PUBLIC SERVICE
COMMISSION**

COMMONWEALTH OF KENTUCKY

BEFORE THE PUBLIC SERVICE COMMISSION OF KENTUCKY

In the Matter of:

**AN EXAMINATION OF THE APPLICATION)
OF THE FUEL ADJUSTMENT CLAUSE)
OF BIG RIVERS ELECTRIC CORPORATION)
FROM)
MAY 1, 2015 THROUGH OCTOBER 31, 2015)**

**Case No.
2016-00006**

**Responses to Commission Staff's Request for Information
dated
February 5, 2016**


FILED: February 19, 2016

ORIGINAL

BIG RIVERS ELECTRIC CORPORATION
AN EXAMINATION OF THE APPLICATION
OF THE FUEL ADJUSTMENT CLAUSE
OF BIG RIVERS ELECTRIC CORPORATION
FROM MAY 1, 2015 THROUGH OCTOBER 31, 2015
CASE NO. 2016-00006

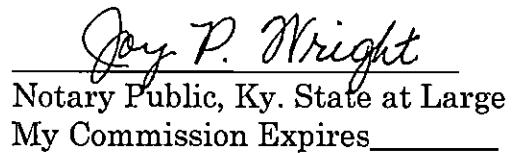
VERIFICATION

I, Mark W. McAdams, verify, state, and affirm that I prepared or supervised the preparation of my responses to data requests filed with this Verification, and that those responses are true and accurate to the best of my knowledge, information, and belief formed after a reasonable inquiry.


Mark W. McAdams

COMMONWEALTH OF KENTUCKY)
COUNTY OF HENDERSON)

SUBSCRIBED AND SWORN TO before me by Mark W. McAdams on this
the 18 day of February, 2016.


Notary Public, Ky. State at Large
My Commission Expires _____

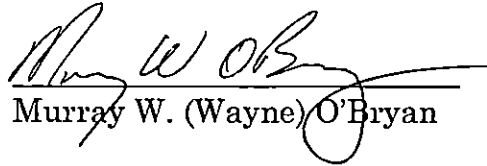
Notary Public, Kentucky State-At-Large
My Commission Expires: July 3, 2018
ID 513528



BIG RIVERS ELECTRIC CORPORATION
AN EXAMINATION OF THE APPLICATION
OF THE FUEL ADJUSTMENT CLAUSE
OF BIG RIVERS ELECTRIC CORPORATION
FROM MAY 1, 2015 THROUGH OCTOBER 31, 2015
CASE NO. 2016-00006

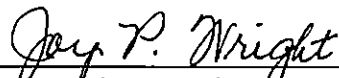
VERIFICATION

I, Murray W. (Wayne) O'Bryan, verify, state, and affirm that I prepared or supervised the preparation of my responses to data requests filed with this Verification, and that those responses are true and accurate to the best of my knowledge, information, and belief formed after a reasonable inquiry.



Murray W. (Wayne) O'Bryan

COMMONWEALTH OF KENTUCKY)
COUNTY OF HENDERSON)

SUBSCRIBED AND SWORN TO before me by Murray W. (Wayne) O'Bryan on this the 18 day of February, 2016.


Notary Public, Ky. State at Large
My Commission Expires _____


Notary Public, Kentucky State-At-Large
My Commission Expires: July 3, 2018
ID 513528



BIG RIVERS ELECTRIC CORPORATION
AN EXAMINATION OF THE APPLICATION
OF THE FUEL ADJUSTMENT CLAUSE
OF BIG RIVERS ELECTRIC CORPORATION
FROM MAY 1, 2015 THROUGH OCTOBER 31, 2015
CASE NO. 2016-00006

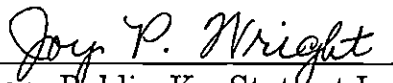
VERIFICATION

I, Lawrence V. (Larry) Baronowsky, verify, state, and affirm that I prepared or supervised the preparation of my responses to data requests filed with this Verification, and that those responses are true and accurate to the best of my knowledge, information, and belief formed after a reasonable inquiry.



Lawrence V. (Larry) Baronowsky

COMMONWEALTH OF KENTUCKY)
COUNTY OF HENDERSON)

SUBSCRIBED AND SWORN TO before me by Lawrence V. (Larry)
Baronowsky on this the 18 day of February, 2016.


Notary Public, Ky. State at Large
My Commission Expires _____


Notary Public, Kentucky State-At-Large
My Commission Expires: July 3, 2018
ID 513528



BIG RIVERS ELECTRIC CORPORATION
AN EXAMINATION OF THE APPLICATION
OF THE FUEL ADJUSTMENT CLAUSE
OF BIG RIVERS ELECTRIC CORPORATION
FROM MAY 1, 2015 THROUGH OCTOBER 31, 2015
CASE NO. 2016-00006

VERIFICATION

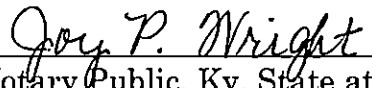
I, Nicholas R. (Nick) Castlen, verify, state, and affirm that I prepared or supervised the preparation of my responses to data requests filed with this Verification, and that those responses are true and accurate to the best of my knowledge, information, and belief formed after a reasonable inquiry.



Nicholas R. (Nick) Castlen


COMMONWEALTH OF KENTUCKY)
COUNTY OF HENDERSON)

SUBSCRIBED AND SWORN TO before me by Nicholas R. (Nick) Castlen
on this the 18 day of February, 2016.



Notary Public, Ky. State at Large
My Commission Expires _____

Notary Public, Kentucky State-At-Large
My Commission Expires: July 3, 2018
ID 513528



**BIG RIVERS ELECTRIC CORPORATION
AN EXAMINATION OF THE APPLICATION OF THE FUEL
ADJUSTMENT CLAUSE OF BIG RIVERS ELECTRIC CORPORATION
FROM MAY 1, 2015 THROUGH OCTOBER 31, 2015
CASE NO. 2016-00006**

**Response to Commission Staff's Request for Information
dated February 5, 2016**

February 19, 2016

1 Item 1) *For the period from May 1, 2015, through October 31, 2015, list*
2 *each vendor from whom coal was purchased and the quantities and the*
3 *nature of each purchase (i.e., spot or contract). For the period under*
4 *review in total, provide the percentage of purchases that were spot versus*
5 *contract. For contract purchases, state whether the contract has been*
6 *filed with the Commission. If no, explain why it has not been filed.*

7

8 **Response)** Please see the schedules below.

9

For the Period from May 1, 2015, through October 31, 2015

Purchase Vendor	Fuel Type	Purchase Tonnage	Contract Type
Alliance Coal *	Coal	317,580.30	Contract
Armstrong Coal	Coal	464,678.45	Contract
Coeclerici-Coal Network	Coal	75,395.81	Contract
Coeclerici-Coal Network	Coal	75,998.40	Spot
Foresight Coal	Coal	123,807.75	Contract
KenAmerican Resources	Coal	155,058.77	Contract
Koch Carbon	Pet Coke	86,283.40	Spot
Oxbow Carbon & Minerals	Pet Coke	24,281.44	Spot
Rhino Energy, LLC	Coal	81,011.00	Contract
Sebree Mining, LLC	Coal	335,864.39	Contract
TCP Pet Coke	Pet Coke	220,770.20	Spot
Total Tonnage		<u>1,960,729.91</u>	

* Patriot Coal Contract BRE-11-021 assigned to Alliance Coal in January 2015.

10

11

**Case No. 2016-00006
Response to Staff Item 1
Witness: Mark W. McAdams
Page 1 of 2**

**BIG RIVERS ELECTRIC CORPORATION
AN EXAMINATION OF THE APPLICATION OF THE FUEL
ADJUSTMENT CLAUSE OF BIG RIVERS ELECTRIC CORPORATION
FROM MAY 1, 2015 THROUGH OCTOBER 31, 2015
CASE NO. 2016-00006**

**Response to Commission Staff's Request for Information
dated February 5, 2016**

February 19, 2016

1

For the Period from May 1, 2015, through October 31, 2015

Percentage Spot Purchase Tons	20.77 %
Percentage Contract Purchase Tons	79.23 %
Percentage Total Purchase Tons	<u>100.00 %</u>

2

3 Big Rivers has filed its contract purchases with the Commission.

4

5

6 **Witness)** Mark W. McAdams

7

**BIG RIVERS ELECTRIC CORPORATION
AN EXAMINATION OF THE APPLICATION OF THE FUEL
ADJUSTMENT CLAUSE OF BIG RIVERS ELECTRIC CORPORATION
FROM MAY 1, 2015 THROUGH OCTOBER 31, 2015
CASE NO. 2016-00006**

**Response to Commission Staff's Request for Information
dated February 5, 2016**

February 19, 2016

1 **Item 2)** *For the period from May 1, 2015, through October 31, 2015, list*
2 *each vendor from whom natural gas was purchased for generation and*
3 *the quantities and the nature of each purchase (i.e. , spot or contract) .*
4 *For contract purchases, state whether the contract has been filed with the*
5 *Commission. If no, explain why it has not been filed.*

6
7 **Response)** Please see the listing on the following page for vendors from whom
8 natural gas was purchased for generation and the quantity and nature of each
9 purchase from May 1, 2015, through October 31, 2015. Also on the following page
10 please see the percentage of purchases that were either spot versus contract for
11 the period under review in total.

12 Starting in July 2010, Big Rivers began purchasing natural gas under
13 a North American Energy Standard Board ("NAESB") base contract for sale and
14 purchase of natural gas. Actual purchases of gas are made using transaction
15 confirmations that are governed by the NAESB contract. Big Rivers also entered
16 into a contract with Texas Gas Transmission, LLC for the transportation and
17 storage and borrowing of gas to Big Rivers' delivery point, the Reid Combustion
18 Turbine. All of these contracts are on file with the Kentucky Public Service
19 Commission.

20

21

**BIG RIVERS ELECTRIC CORPORATION
AN EXAMINATION OF THE APPLICATION OF THE FUEL
ADJUSTMENT CLAUSE OF BIG RIVERS ELECTRIC CORPORATION
FROM MAY 1, 2015 THROUGH OCTOBER 31, 2015
CASE NO. 2016-00006**

**Response to Commission Staff's Request for Information
dated February 5, 2016**

February 19, 2016

1

For the Period from May 1, 2015, through October 31, 2015

Purchase Vendor	Fuel Type	MCF	Contract Type
Atmos Energy Marketing, LLC	Natural Gas	2,535.00	Spot
CIMA Energy, LTD	Natural Gas	16,510.00	Spot
NJR Energy, LLC	Natural Gas	7,216.00	Spot

For the Period from May 1, 2015, through October 31, 2015

Percentage Contract	0.00%
Percentage Spot	100.00%
Percentage Total	<u>100.00 %</u>

2

3

4 **Witness)** Wayne O'Bryan

5

**BIG RIVERS ELECTRIC CORPORATION
AN EXAMINATION OF THE APPLICATION OF THE FUEL
ADJUSTMENT CLAUSE OF BIG RIVERS ELECTRIC CORPORATION
FROM MAY 1, 2015 THROUGH OCTOBER 31, 2015
CASE NO. 2016-00006**

**Response to Commission Staff's Request for Information
dated February 5, 2016**

February 19, 2016

1 **Item 3)** *State whether Big Rivers engages in hedging activities for its*
2 *coal or natural gas purchases used for generation. If yes, describe the*
3 *hedging activities in detail.*

4
5 **Response)** Big Rivers does not engage in financial hedging activities regarding
6 its coal or natural gas purchases used for generation. Big Rivers does, however,
7 stagger its purchases of coal to create a natural hedge on price volatility pursuant
8 to Policy No. 111 – Hedge Policy.

9
10 **Witnesses)** Mark W. McAdams (*Coal*) and
11 Wayne O'Bryan (*Natural Gas*)

12

**BIG RIVERS ELECTRIC CORPORATION
AN EXAMINATION OF THE APPLICATION OF THE FUEL
ADJUSTMENT CLAUSE OF BIG RIVERS ELECTRIC CORPORATION
FROM MAY 1, 2015 THROUGH OCTOBER 31, 2015
CASE NO. 2016-00006**

**Response to Commission Staff's Request for Information
dated February 5, 2016**

February 19, 2016

1 **Item 4)** *For each generating station or unit for which a separate coal*
2 *pile is maintained, state, for the period from May 1, 2015, through October*
3 *31, 2015, the actual amount of coal burned in tons, the actual amount of*
4 *coal deliveries in tons, the total kWh generated, and the actual capacity*
5 *factor at which the plant operated.*

6
7 **Response)** Please see the schedule below. The North American Electric
8 Reliability Corporation's Generating Availability Data System defines Capacity
9 Factor as the value equal to the net MWh produced divided by the product of the
10 hours in the period times the unit rating in Net MWs, which is the formula for
11 this response.

12

Plant	Coal & Pet Coke Burn (Tons)	Coal & Pet Coke Receipts (Tons)	Net kWh	Capacity Factor (Net MWh) / (Period Hrs x MW rating)
Reid Station (Coal)	0.00	712.30	(8,149,000)	-2.84%
Station Two (Coal) *	192,535.92	319,068.00	438,424,220	54.90%
Green Station (Coal)	469,322.95	516,026.30	1,203,515,233	60.03%
Green Station (Pet Coke) **	86,209.00	164,009.63		
Coleman Station (Coal) ***	0.00	0.00	(4,385,000)	-0.22%
Wilson Station (Coal)	659,788.56	793,588.27	1,667,075,501	90.53%
Wilson Station (Pet Coke) **	74,823.90	167,325.41		

* Net of City of Henderson. City of Henderson generation take was 318,035,000 kWhs.

** Net kWh and Capacity Factor includes energy from burning Coal and Pet Coke.

*** Net kWh for Coleman Station is for Station Power as it has been idled since May 2014.

13

14 **Witness)** Mark W. McAdams

**Case No. 2016-00006
Response to Staff Item 4
Witness: Mark W. McAdams
Page 1 of 1**

**BIG RIVERS ELECTRIC CORPORATION
AN EXAMINATION OF THE APPLICATION OF THE FUEL
ADJUSTMENT CLAUSE OF BIG RIVERS ELECTRIC CORPORATION
FROM MAY 1, 2015 THROUGH OCTOBER 31, 2015
CASE NO. 2016-00006**

**Response to Commission Staff's Request for Information
dated February 5, 2016**

February 19, 2016

1 **Item 5)** *List all firm power commitments for Big Rivers from May 1,*
2 *2015, through October 31, 2015, for (a) purchases and (b) sales. This list*
3 *shall identify the electric utility, the amount of commitment in MW, and*
4 *the purpose of the commitment (i.e., peaking, emergency).*

5
6 **Response)**

7 (a) Purchases:

8 Southeastern Power Administration ("SEPA"), up to 178 MW,
9 energy for system. A force majeure, previously declared by
10 SEPA for this contract due to dam safety issues at Wolf Creek
11 and Center Hill dams on the Cumberland System, remained in
12 effect from May 1, 2015, through October 31, 2015. For the
13 period under review, Big Rivers has operated under an annual
14 contract in which purchases have been scheduled under the
15 terms of weekly capacity declarations. The current limit is
16 154 MWs due to ongoing repairs on the Center Hill dam. The
17 repairs currently are expected to last until late in 2018.

18 Additional purchases are shown on the table which
19 follows. Please note, the purchases listed were made to
20 support firm Off-System Sales and were not passed through
21 Big Rivers' FAC.
22
23
24

**Case No. 2016-00006
Response to Staff Item 5
Witness: Wayne O'Bryan
Page 1 of 4**

**BIG RIVERS ELECTRIC CORPORATION
AN EXAMINATION OF THE APPLICATION OF THE FUEL
ADJUSTMENT CLAUSE OF BIG RIVERS ELECTRIC CORPORATION
FROM MAY 1, 2015 THROUGH OCTOBER 31, 2015
CASE NO. 2016-00006**

**Response to Commission Staff's Request for Information
dated February 5, 2016**

February 19, 2016

1
2

(a) Purchases

Big Rivers Electric Corporation Power Purchases May 1, 2015, through October 31, 2015			
Date	Electric Utility	MW Commitment	Purpose
May - Oct 2015	MISO	200 MWs - On Peak 412,800 Total	Purchases for Off-System Sales
May 2015	MISO	50 MWs - On Peak 16,000 Total	Purchases for Off-System Sales
May 2015	MISO	50 MWs - On Peak 16,000 Total	Purchases for Off-System Sales
May 23-24 2015	MISO	100 MWs - Off Peak 3,200 Total	Purchases for Off-System Sales
May 27 2015	MISO	100 MWs - On Peak 1,600 Total	Purchases for Off-System Sales
May 28 2015	MISO	100 MWs - On Peak 1,600 Total	Purchases for Off-System Sales
Jun 2 2015	MISO	100 MWs - On Peak 1,600 Total	Purchases for Off-System Sales
Jun 2015	MISO	100 MWs - On Peak 35,200 Total	Purchases for Off-System Sales
Jul - Aug 2015	MISO	100 MWs - On Peak 70,400 Total	Purchases for Off-System Sales
Sep 2015	MISO	100 MWs - On Peak 33,600 Total	Purchases for Off-System Sales
Oct 2015	MISO	100 MWs - On Peak 35,200 Total	Purchases for Off-System Sales
Oct 2015	MISO	100 MWs - Off Peak 39,200 Total	Purchases for Off-System Sales

3
4

**Case No. 2016-00006
Response to Staff Item 5
Witness: Wayne O'Bryan
Page 2 of 4**

**BIG RIVERS ELECTRIC CORPORATION
 AN EXAMINATION OF THE APPLICATION OF THE FUEL
 ADJUSTMENT CLAUSE OF BIG RIVERS ELECTRIC CORPORATION
 FROM MAY 1, 2015 THROUGH OCTOBER 31, 2015
 CASE NO. 2016-00006**

**Response to Commission Staff's Request for Information
 dated February 5, 2016**

February 19, 2016

(b) Sales:

Firm Off-System Sales are shown on the table that follows.

Big Rivers Electric Corporation Firm Off-System Sales May 1, 2015, through October 31, 2015			
Date	Electric Utility	MW Commitment	Purpose
May - Oct, 2015	NextEra	200 MWs - On Peak 412,800 Total	Off-System Sales
May 2015	Hoosier	50 MWs - On Peak 16,000 Total	Off-System Sales
May 2015	Hoosier	50 MWs - On Peak 16,000 Total	Off-System Sales
May 23-24 2015	Hoosier	100 MWs - Off Peak 3,200 Total	Off-System Sales
May 27 2015	Hoosier	100 MWs - On Peak 1,600 Total	Off-System Sales
May 28 2015	Hoosier	100 MWs - On Peak 1,600 Total	Off-System Sales
May 2015	ADM ¹	50 MWs - On Peak 16,000 Total	Off-System Sales
Jun 2 2015	Hoosier	100 MWs - On Peak 1,600 Total	Off-System Sales
Jun 2015	Cargill	100 MWs - On Peak 35,200 Total	Off-System Sales
Jun 2015	ADM	100 MWs - On Peak 35,200 Total	Off-System Sales
Jul - Aug 2015	BP Energy	100 MWs	Off-System Sales- 100 MWs Call Option

¹ ADM = Archer Daniels Midland.

**BIG RIVERS ELECTRIC CORPORATION
AN EXAMINATION OF THE APPLICATION OF THE FUEL
ADJUSTMENT CLAUSE OF BIG RIVERS ELECTRIC CORPORATION
FROM MAY 1, 2015 THROUGH OCTOBER 31, 2015
CASE NO. 2016-00006**

**Response to Commission Staff's Request for Information
dated February 5, 2016**

February 19, 2016

Sales: (continued)

1
2

Big Rivers Electric Corporation Firm Off-System Sales (continued) May 1, 2015, through October 31, 2015			
Date	Electric Utility	MW Commitment	Purpose
Jul 2015	ADM	125 MWs - On Peak 46,000 Total	Off-System Sales
Jul 21 2015	ADM	100 MWs - On Peak 1,600 Total	Off-System Sales
Aug 2015	ADM	125 MWs - On Peak 42,000 Total	Off-System Sales
Sep 2015	ADM	100 MWs - On Peak 33,600 Total	Off-System Sales
Jul - Aug 2015	NextEra	100 MWs - On Peak 70,400 Total	Off-System Sales
Sep 2015	EDF	100 MWs - On Peak 33,600 Total	Off-System Sales
Oct 2015	ADM	50MWs - On Peak 17,600 Total	Off-System Sales
Oct 2015	NextEra	100 MWs - On Peak 35,200 Total	Off-System Sales
Oct 2015	NextEra	100 MWs - Off Peak 39,200 Total	Off-System Sales

3
4
5
6

Witness) Wayne O'Bryan

**BIG RIVERS ELECTRIC CORPORATION
AN EXAMINATION OF THE APPLICATION OF THE FUEL
ADJUSTMENT CLAUSE OF BIG RIVERS ELECTRIC CORPORATION
FROM MAY 1, 2015 THROUGH OCTOBER 31, 2015
CASE NO. 2016-00006**

**Response to Commission Staff's Request for Information
dated February 5, 2016**

February 19, 2016

1 **Item 6)** *Provide a monthly billing summary of sales to all electric*
2 *utilities for the period May 1, 2015, through October 31, 2015.*

3

4 **Response)** Please see the attached monthly billing summaries for sales to all
5 electric utilities for the period May 1, 2015, through October 31, 2015.

6

7

8 **Witness)** Nicholas R. Castlen

9

**Big Rivers Electric Corporation
Monthly Billing Summary
Sales to Electric Utilities
May 2015**

	KW BILLED	KWH	DEMAND \$	BASE ENERGY \$	DEMAND \$ AND ENERGY \$	POWER FACTOR PENALTY (FPF) \$	BILLING ADJ
1 MAY 2015							
2							
3 JP RURALS	104,589	47,115,760	\$ 1,443,851.15	\$ 2,120,209.20	\$ 3,564,060.35		
4 KENERGY RURALS	186,039	84,193,362	\$ 2,568,268.40	\$ 3,788,701.29	\$ 6,356,969.69		
5 MEADE CO. RURALS	63,917	31,439,820	\$ 882,374.19	\$ 1,414,791.90	\$ 2,297,166.09		
6							
7 TOTAL RURALS	354,545	162,748,942	\$ 4,894,493.74	\$ 7,323,702.39	\$ 12,218,196.13	\$ -	\$ -
8							
9 KI-ACCURIDE	5,428	2,350,320	\$ 58,161.02	\$ 89,429.68	\$ 147,590.70	\$ -	\$ -
10 KI-ALCOA	55	34,920	\$ 589.33	\$ 1,328.71	\$ 1,918.04	\$ 707.19	\$ -
11 KI-ALERIS	26,372	13,637,350	\$ 282,575.98	\$ 518,901.17	\$ 801,477.15	\$ -	\$ -
12 KI-AMG ALUMINUM NORTH AMERICA	1,860	552,250	\$ 19,929.90	\$ 21,013.11	\$ 40,943.01	\$ 685.76	\$ -
13 KI-ARMSTRONG - DOCK	10,263	4,648,930	\$ 109,968.05	\$ 176,891.79	\$ 286,859.84	\$ -	\$ 13,445.96
14 KI-ARMSTRONG - EQUALITY	3,200	1,498,780	\$ 34,288.00	\$ 56,952.48	\$ 91,240.48	\$ -	\$ 3,059.73
15 KI-ARMSTRONG - LEWIS	1,000	292,130	\$ 10,715.00	\$ 11,115.55	\$ 21,830.55	\$ -	\$ (703.34)
16 KI-ARMSTRONG - MIDWAY	4,593	1,614,340	\$ 49,214.00	\$ 61,425.64	\$ 110,639.64	\$ 2,293.01	\$ -
17 KI-DOMTAR PAPER CO.	15,000	10,791,857	\$ 160,725.00	\$ 410,630.16	\$ 571,355.16	\$ -	\$ -
18 KI-DOTIKI #3	60	14,190	\$ 642.90	\$ 599.93	\$ 1,182.83	\$ -	\$ -
19 KI-ELK CREEK MINE - HOPKINS CO. COAL	756	554,300	\$ 8,100.54	\$ 21,091.12	\$ 29,191.66	\$ 375.03	\$ -
20 KI-HOPKINS CO. COAL	101	28,550	\$ 1,082.22	\$ 1,086.33	\$ 2,168.55	\$ 10.72	\$ -
21 KI-KIMBERLY-CLARK	37,714	22,526,410	\$ 404,105.51	\$ 857,129.90	\$ 1,261,235.41	\$ -	\$ -
22 KI-PENNYRILE ENERGY, LLC	4,200	1,482,230	\$ 45,003.00	\$ 56,398.85	\$ 101,401.85	\$ -	\$ -
23 KI-PRECOAT	3,447	1,316,880	\$ 36,934.61	\$ 50,107.28	\$ 87,041.89	\$ -	\$ -
24 KI-SEBREE MINING-KMMC	100	26,860	\$ 1,071.50	\$ 1,022.02	\$ 2,093.52	\$ -	\$ -
25 KI-SEBREE MINING-STEAMPORT-ALLIED	4,800	1,392,320	\$ 51,432.00	\$ 52,977.78	\$ 104,409.78	\$ -	\$ -
26 KI-SOUTHWIRE CO.	7,303	4,496,850	\$ 78,251.65	\$ 171,105.14	\$ 249,356.79	\$ -	\$ -
27 KI-TYSON FOODS	12,092	6,515,450	\$ 129,565.78	\$ 247,912.87	\$ 377,478.65	\$ -	\$ -
28 KI-VALLEY GRAIN	1,990	1,119,270	\$ 21,322.85	\$ 42,588.22	\$ 63,911.07	\$ 3,278.79	\$ -
29							
30 SUBTOTAL INDUSTRIALS	140,334	74,892,187	\$ 1,503,678.84	\$ 2,849,647.73	\$ 4,353,326.57	\$ 7,350.50	\$ 15,802.35
31							
32 JPI-SHELL OIL	1,771	626,160	\$ 18,976.27	\$ 23,825.39	\$ 42,801.66	\$ -	\$ -
33							
34 TOTAL INDUSTRIALS	142,105	75,518,347	\$ 1,522,655.11	\$ 2,873,473.12	\$ 4,396,128.23	\$ 7,350.50	\$ 15,802.35
35							
36							
37 GRAND TOTAL	496,650	238,267,289	\$ 6,417,148.85	\$ 10,197,175.51	\$ 16,614,324.36	\$ 7,350.50	\$ 15,802.35

**Big Rivers Electric Corporation
 Monthly Billing Summary
 Sales to Electric Utilities
 May 2015**

	DEMAND \$ ENERGY \$ AND PFP \$	GREEN POWER \$	DEMAND \$ ENERGY \$ PFP \$ AND GREEN POWER \$	FUEL ADJUSTMENT CLAUSE \$	FAC MILLS/ KWH	ES \$	ES MILLS/ KWH
1 MAY 2015							
2							
3 JP RURALS	\$ 3,564,060.35	\$ 5.00	\$ 3,564,065.35	\$ 194,682.32	4.13	\$ 124,144.78	2.63
4 KENERGY RURALS	\$ 6,356,969.69	\$ -	\$ 6,356,969.69	\$ 347,886.97	4.13	\$ 221,413.47	2.63
5 MEADE CO. RURALS	\$ 2,297,166.09	\$ -	\$ 2,297,166.09	\$ 129,909.34	4.13	\$ 79,912.51	2.54
6							
7 TOTAL RURALS	\$ 12,218,196.13	\$ 5.00	\$ 12,218,201.13	\$ 672,478.63	4.13	\$ 425,470.76	2.61
8							
9 KI-ACCURIDE	\$ 147,590.70		\$ 147,590.70	\$ 9,711.52	4.13	\$ 5,383.56	2.29
10 KI-ALCOA	\$ 2,625.23		\$ 2,625.23	\$ 144.29	4.13	\$ 69.38	1.99
11 KI-ALERIS	\$ 801,477.15		\$ 801,477.15	\$ 56,349.53	4.13	\$ 29,118.47	2.14
12 KI-AMG ALUMINUM NORTH AMERICA	\$ 41,628.77		\$ 41,628.77	\$ 2,281.90	4.13	\$ 1,506.74	2.73
13 KI-ARMSTRONG - DOCK	\$ 300,305.80		\$ 300,305.80	\$ 19,209.38	4.13	\$ 10,452.82	2.25
14 KI-ARMSTRONG - EQUALITY	\$ 94,300.21		\$ 94,300.21	\$ 6,184.69	4.13	\$ 3,322.28	2.22
15 KI-ARMSTRONG - LEWIS	\$ 21,127.21		\$ 21,127.21	\$ 1,207.08	4.13	\$ 803.69	2.75
16 KI-ARMSTRONG - MIDWAY	\$ 112,932.65		\$ 112,932.65	\$ 6,670.45	4.13	\$ 4,056.38	2.51
17 KI-DOMTAR PAPER CO.	\$ 571,355.16		\$ 571,355.16	\$ 44,591.95	4.13	\$ 20,615.37	1.91
18 KI-DOTIKI #3	\$ 1,182.83		\$ 1,182.83	\$ 58.63	4.13	\$ 43.76	3.08
19 KI-ELK CREEK MINE - HOPKINS CO. COAL	\$ 29,566.69		\$ 29,566.69	\$ 2,290.37	4.13	\$ 1,052.89	1.90
20 KI-HOPKINS CO. COAL	\$ 2,179.27		\$ 2,179.27	\$ 117.97	4.13	\$ 79.90	2.80
21 KI-KIMBERLY-CLARK	\$ 1,261,235.41		\$ 1,261,235.41	\$ 93,079.13	4.13	\$ 45,679.95	2.03
22 KI-PENNYRILE ENERGY, LLC	\$ 101,401.85		\$ 101,401.85	\$ 6,124.57	4.13	\$ 3,716.42	2.51
23 KI-PRECOAT	\$ 87,041.89		\$ 87,041.89	\$ 5,441.35	4.13	\$ 3,184.19	2.42
24 KI-SEBREE MINING-KMMC	\$ 2,093.52		\$ 2,093.52	\$ 110.99	4.13	\$ 77.23	2.88
25 KI-SEBREE MINING-STEAMPORT-ALLIED	\$ 104,409.78		\$ 104,409.78	\$ 5,753.07	4.13	\$ 3,844.49	2.76
26 KI-SOUTHWIRE CO.	\$ 249,356.79		\$ 249,356.79	\$ 18,580.98	4.13	\$ 9,025.55	2.01
27 KI-TYSON FOODS	\$ 377,478.65		\$ 377,478.65	\$ 26,921.84	4.13	\$ 13,701.85	2.10
28 KI-VALLEY GRAIN	\$ 67,189.88		\$ 67,189.88	\$ 4,624.82	4.13	\$ 2,317.72	2.07
29							
30 SUBTOTAL INDUSTRIALS	\$ 4,376,479.42	\$ -	\$ 4,376,479.42	\$ 309,454.51	4.13	\$ 158,051.64	2.11
31							
32 JPI-SHELL OIL	\$ 42,801.66		\$ 42,801.66	\$ 2,587.29	4.13	\$ 1,568.63	2.51
33							
34 TOTAL INDUSTRIALS	\$ 4,419,281.08	\$ -	\$ 4,419,281.08	\$ 312,041.80	4.13	\$ 159,620.27	2.11
35							
36							
37 GRAND TOTAL	\$ 16,637,477.21	\$ 5.00	\$ 16,637,482.21	\$ 984,520.43	4.13	\$ 585,091.03	2.46

Big Rivers Electric Corporation
Monthly Billing Summary
Sales to Electric Utilities
May 2015

	UNWIND SURCREDIT (US) \$	US MILLS/ KWH	NON SMELTER NON FAC PPA	NON SMELTER NON FAC PPA	NSNFPPA MILLS/ KWH	REVENUE \$	REVENUE MILLS/ KWH
1 MAY 2015							
2							
3 JP RURALS	\$ -	0.00	\$ 22,003.06	\$ -	0.47	\$ 3,904,895.51	82.88
4 KENERGY RURALS	\$ -	0.00	\$ 39,318.30	\$ -	0.47	\$ 6,965,588.43	82.73
5 MEADE CO. RURALS	\$ -	0.00	\$ 14,682.40	\$ -	0.47	\$ 2,521,670.34	80.21
6							
7 TOTAL RURALS	\$ -	0.00	\$ 76,003.76	\$ -	0.47	\$ 13,392,154.28	82.29
8							
9 KI-ACCURIDE	\$ -	0.00	\$ 1,097.60	\$ -	0.47	\$ 163,783.38	69.69
10 KI-ALCOA	\$ -	0.00	\$ 16.31	\$ -	0.47	\$ 2,855.21	81.76
11 KI-ALERIS	\$ -	0.00	\$ 6,368.64	\$ -	0.47	\$ 893,313.79	65.50
12 KI-AMG ALUMINUM NORTH AMERICA	\$ -	0.00	\$ 257.90	\$ -	0.47	\$ 45,675.31	82.71
13 KI-ARMSTRONG - DOCK	\$ -	0.00	\$ 2,171.05	\$ -	0.47	\$ 332,139.05	71.44
14 KI-ARMSTRONG - EQUALITY	\$ -	0.00	\$ 699.00	\$ -	0.47	\$ 104,506.18	69.82
15 KI-ARMSTRONG - LEWIS	\$ -	0.00	\$ 136.42	\$ -	0.47	\$ 23,274.40	79.67
16 KI-ARMSTRONG - MIDWAY	\$ -	0.00	\$ 753.90	\$ -	0.47	\$ 124,412.38	77.07
17 KI-DOMTAR PAPER CO.	\$ -	0.00	\$ 5,039.80	\$ -	0.47	\$ 641,602.28	59.45
18 KI-DOTIKI #3	\$ -	0.00	\$ 6.63	\$ -	0.47	\$ 1,291.85	91.04
19 KI-ELE CREEK MINE - HOPKINS CO. COAL	\$ -	0.00	\$ 258.86	\$ -	0.47	\$ 33,168.81	59.84
20 KI-HOPKINS CO. COAL	\$ -	0.00	\$ 13.33	\$ -	0.47	\$ 2,390.47	83.73
21 KI-KIMBERLY-CLARK	\$ -	0.00	\$ 10,519.83	\$ -	0.47	\$ 1,410,514.32	62.62
22 KI-PENNYRILE ENERGY, LLC	\$ -	0.00	\$ 692.20	\$ -	0.47	\$ 111,935.04	75.52
23 KI-PRECOAT	\$ -	0.00	\$ 614.98	\$ -	0.47	\$ 96,282.41	73.11
24 KI-SEBREE MINING-KMMC	\$ -	0.00	\$ 12.54	\$ -	0.47	\$ 2,294.28	85.42
25 KI-SEBREE MINING-STEAMPORT-ALLIED	\$ -	0.00	\$ 650.21	\$ -	0.47	\$ 114,657.55	82.35
26 KI-SOUTHWIRE CO.	\$ -	0.00	\$ 2,100.03	\$ -	0.47	\$ 279,063.35	62.06
27 KI-TYSON FOODS	\$ -	0.00	\$ 3,042.72	\$ -	0.47	\$ 421,145.06	64.64
28 KI-VALLEY GRAIN	\$ -	0.00	\$ 522.70	\$ -	0.47	\$ 74,656.10	66.70
29							
30 SUBTOTAL INDUSTRIALS	\$ -	0.00	\$ 34,974.65	\$ -	0.47	\$ 4,878,960.22	65.15
31							
32 JPI-SHELL OIL	\$ -	0.00	\$ 292.42	\$ -	0.47	\$ 47,250.00	75.46
33							
34 TOTAL INDUSTRIALS	\$ -	0.00	\$ 35,267.07	\$ -	0.47	\$ 4,926,210.22	65.23
35							
36							
37 GRAND TOTAL	\$ -	0.00	\$ 111,270.83	\$ -	0.47	\$ 18,318,364.50	76.88

Big Rivers Electric Corporation
Monthly Billing Summary
Sales to Electric Utilities
May 2015

	MRSM \$	MRSM MILLS/ KWH	CN 2013-00199 MRSM TO OFF- SET BASE RATE INCREASE	MRSM - BASE RATE CREDIT MILLS/ KWH	REVENUE \$ NET OF MRSM \$ AND BASE RATE CREDIT \$	REV NET OF MRSM AND BASE RATE CREDIT MILLS/KWH
1 MAY 2015						
2						
3 JP RURALS	\$ (375,931.39)	(7.98)	(564,346.39)	(11.98)	\$ 2,964,617.73	62.92
4 KENERGY RURALS	\$ (671,342.78)	(7.97)	(1,007,694.36)	(11.97)	\$ 5,286,551.29	62.79
5 MEADE CO. RURALS	\$ (247,926.90)	(7.89)	(371,348.24)	(11.81)	\$ 1,902,395.20	60.51
6						
7 TOTAL RURALS	\$ (1,295,201.07)	(7.96)	\$ (1,943,388.99)	(11.94)	\$ 10,153,564.22	62.39
8						
9 KI-ACCURIDE	\$ (17,943.67)	(7.63)	(18,920.08)	(8.05)	\$ 126,919.63	54.00
10 KI-ALCOA	\$ (255.99)	(7.33)	(281.11)	(8.05)	\$ 2,318.11	66.38
11 KI-ALERIS	\$ (101,996.47)	(7.48)	(109,780.67)	(8.05)	\$ 681,536.65	49.98
12 KI-AMG ALUMINUM NORTH AMERICA	\$ (4,457.97)	(8.07)	(4,445.61)	(8.05)	\$ 36,771.73	66.59
13 KI-ARMSTRONG - DOCK	\$ (35,296.70)	(7.59)	(37,423.89)	(8.05)	\$ 259,418.46	55.80
14 KI-ARMSTRONG - EQUALITY	\$ (11,321.07)	(7.56)	(12,049.08)	(8.05)	\$ 81,136.03	54.21
15 KI-ARMSTRONG - LEWIS	\$ (2,364.83)	(8.10)	(2,351.65)	(8.05)	\$ 18,657.92	63.53
16 KI-ARMSTRONG - MIDWAY	\$ (12,882.41)	(7.86)	(12,995.44)	(8.05)	\$ 98,734.53	61.16
17 KI-DOMTAR PAPER CO.	\$ (78,287.05)	(7.25)	(86,874.46)	(8.05)	\$ 476,440.78	44.15
18 KI-DOTIKI #3	\$ (119.59)	(8.43)	(114.23)	(8.05)	\$ 1,058.03	74.56
19 KI-ELK CREEK MINE - HOPKINS CO. COAL	\$ (4,015.07)	(7.24)	(4,462.12)	(8.05)	\$ 24,691.62	44.55
20 KI-HOPKINS CO. COAL	\$ (232.47)	(8.14)	(229.83)	(8.05)	\$ 1,928.17	67.64
21 KI-KIMBERLY-CLARK	\$ (166,061.09)	(7.37)	(181,337.60)	(8.05)	\$ 1,063,115.63	47.19
22 KI-PENNYRILE ENERGY, LLC	\$ (11,637.46)	(7.85)	(11,931.95)	(8.05)	\$ 88,365.64	59.62
23 KI-PRECOAT	\$ (10,221.60)	(7.76)	(10,600.88)	(8.05)	\$ 75,459.93	57.30
24 KI-SEBREE MINING-KMMC	\$ (220.77)	(8.22)	(216.22)	(8.05)	\$ 1,857.29	69.15
25 KI-SEBREE MINING-STEAMPORT-ALLIED	\$ (11,285.05)	(8.11)	(11,208.18)	(8.05)	\$ 92,164.32	66.19
26 KI-SOUTHWIRE CO.	\$ (33,056.71)	(7.35)	(36,199.64)	(8.05)	\$ 209,807.00	46.66
27 KI-TYSON FOODS	\$ (48,520.42)	(7.46)	(52,449.37)	(8.05)	\$ 320,175.27	49.14
28 KI-VALLEY GRAIN	\$ (8,299.10)	(7.41)	(9,010.12)	(8.05)	\$ 57,345.88	51.24
29						
30 SUBTOTAL INDUSTRIALS	\$ (658,275.48)	(7.45)	(602,882.12)	(8.05)	\$ 3,717,802.62	49.64
31						
32 JPI-SHELL OIL	\$ (4,914.83)	(7.85)	(5,040.59)	(8.05)	\$ 37,294.58	59.56
33						
34 TOTAL INDUSTRIALS	\$ (663,190.31)	(7.46)	\$ (607,922.71)	(8.05)	\$ 3,755,097.20	49.72
35						
36						
37 GRAND TOTAL	\$ (1,858,391.38)	(7.80)	\$ (2,551,311.70)	(10.71)	\$ 13,908,661.42	58.37

**Big Rivers Electric Corporation
Monthly Billing Summary
Sales to Electric Utilities
June 2015**

	KW BILLED	KWH	DEMAND \$	BASE ENERGY \$	DEMAND \$ AND ENERGY \$	POWER FACTOR PENALTY (PFP) \$	BILLING ADJ
1 JUNE 2015							
2							
3 JP RURALS	139,347	61,188,890	\$ 1,923,685.34	\$ 2,753,500.05	\$ 4,677,185.39		
4 KENERGY RURALS	236,657	106,308,502	\$ 3,267,049.89	\$ 4,783,882.59	\$ 8,050,932.48		\$ 30,251.76
5 MEADE CO. RURALS	81,706	38,239,430	\$ 1,127,951.33	\$ 1,720,774.35	\$ 2,848,725.68		
6							
7 TOTAL RURALS	457,710	205,736,822	\$ 6,318,686.56	\$ 9,258,156.99	\$ 15,576,843.55	\$ -	\$ 30,251.76
8							
9 KI-ACCURIDE	5,436	2,382,810	\$ 58,246.74	\$ 90,665.92	\$ 148,912.66	\$ -	\$ -
10 KI-ALCOA	55	33,930	\$ 589.33	\$ 1,291.04	\$ 1,880.37	\$ 610.76	\$ -
11 KI-ALERIS	27,768	14,772,050	\$ 297,534.12	\$ 562,076.50	\$ 859,610.62	\$ -	\$ -
12 KI-AMG ALUMINUM NORTH AMERICA	1,620	550,880	\$ 17,358.30	\$ 20,960.98	\$ 38,319.28	\$ -	\$ -
13 KI-ARMSTRONG - DOCK	10,313	4,092,360	\$ 110,503.80	\$ 155,713.92	\$ 266,217.72	\$ -	\$ 13,349.00
14 KI-ARMSTRONG - EQUALITY	3,308	1,489,954	\$ 35,445.22	\$ 56,692.75	\$ 92,137.97	\$ -	\$ 3,397.47
15 KI-ARMSTRONG - LEWIS	1,000	305,540	\$ 10,715.00	\$ 11,625.80	\$ 22,340.80	\$ -	\$ 9,489.26
16 KI-ARMSTRONG - MIDWAY	4,602	1,916,300	\$ 49,310.43	\$ 72,915.22	\$ 122,225.65	\$ 2,293.01	\$ -
17 KI-DOMTAR PAPER CO.	15,000	10,800,000	\$ 160,725.00	\$ 410,940.00	\$ 571,665.00	\$ -	\$ 13,698.00
18 KI-DOTIKI #3	60	15,020	\$ 642.90	\$ 571.51	\$ 1,214.41	\$ -	\$ -
19 KI-ELK CREEK MINE - HOPKINS CO. COAL	750	532,770	\$ 8,036.25	\$ 20,271.90	\$ 28,308.15	\$ 375.03	\$ -
20 KI-HOPKINS CO. COAL	101	27,480	\$ 1,082.22	\$ 1,045.61	\$ 2,127.83	\$ -	\$ -
21 KI-KIMBERLY-CLARK	37,714	25,203,440	\$ 404,105.51	\$ 958,990.89	\$ 1,363,096.40	\$ -	\$ -
22 KI-PENNYRILE ENERGY, LLC	4,200	1,990,210	\$ 45,003.00	\$ 62,029.49	\$ 107,032.49	\$ 1,285.80	\$ -
23 KI-PRECOAT	3,470	1,512,750	\$ 37,181.05	\$ 57,560.14	\$ 94,741.19	\$ -	\$ -
24 KI-SEBREE MINING-KMMC	100	26,570	\$ 1,071.50	\$ 1,010.99	\$ 2,082.49	\$ -	\$ -
25 KI-SEBREE MINING-STEAMPORT-ALLIED	3,219	1,048,020	\$ 34,491.59	\$ 39,877.16	\$ 74,368.75	\$ -	\$ (17,411.87)
26 KI-SOUTHWIRE CO.	7,477	4,470,590	\$ 80,116.06	\$ 170,105.95	\$ 250,222.01	\$ -	\$ -
27 KI-TYSON FOODS	12,144	6,638,000	\$ 130,122.96	\$ 252,575.90	\$ 382,698.86	\$ -	\$ -
28 KI-VALLEY GRAIN	1,932	1,152,700	\$ 20,701.38	\$ 43,860.24	\$ 64,561.62	\$ 3,814.54	\$ -
29							
30 SUBTOTAL INDUSTRIALS	140,269	78,961,364	\$ 1,502,982.36	\$ 2,990,781.91	\$ 4,493,764.27	\$ 8,379.14	\$ 22,521.86
31							
32 JPI-SHELL OIL	1,750	555,410	\$ 18,751.25	\$ 21,133.35	\$ 39,884.60	\$ -	\$ -
33							
34 TOTAL INDUSTRIALS	142,019	79,516,774	\$ 1,521,733.61	\$ 3,011,915.26	\$ 4,533,648.87	\$ 8,379.14	\$ 22,521.86
35							
36							
37 GRAND TOTAL	599,729	285,263,596	\$ 7,840,420.17	\$ 12,270,072.25	\$ 20,110,492.42	\$ 8,379.14	\$ 52,773.62

**Big Rivers Electric Corporation
Monthly Billing Summary
Sales to Electric Utilities
June 2015**

	DEMAND \$ ENERGY \$ AND PFP \$	GREEN POWER \$	DEMAND \$ ENERGY \$ PFP AND GREEN POWER \$	FUEL ADJUSTMENT CLAUSE \$	FAC MILLS/ KWH	ES \$	ES MILLS/ KWH
1 JUNE 2015							
2							
3 JP RURALS	\$ 4,677,185.39	\$ 5.00	\$ 4,677,190.39	\$ 23,435.34	0.38	\$ 340,139.53	5.56
4 KENERGY RURALS	\$ 8,081,184.24	\$ -	\$ 8,081,184.24	\$ 40,888.10	0.38	\$ 587,137.81	5.52
5 MEADE CO. RURALS	\$ 2,848,725.68	\$ -	\$ 2,848,725.68	\$ 14,645.70	0.38	\$ 206,651.54	5.40
6							
7 TOTAL RURALS	\$ 15,607,095.31	\$ 5.00	\$ 15,607,100.31	\$ 78,969.14	0.38	\$ 1,133,928.88	5.51
8							
9 KI-ACCURIDE	\$ 148,912.66		\$ 148,912.66	\$ 912.62	0.38	\$ 11,223.12	4.71
10 KI-ALCOA	\$ 2,491.13		\$ 2,491.13	\$ 13.00	0.38	\$ 139.36	4.11
11 KI-ALERIS	\$ 859,610.62		\$ 859,610.62	\$ 5,657.70	0.38	\$ 64,162.58	4.34
12 KI-AMG ALUMINUM NORTH AMERICA	\$ 38,319.28		\$ 38,319.28	\$ 210.99	0.38	\$ 2,926.21	5.31
13 KI-ARMSTRONG - DOCK	\$ 279,566.72		\$ 279,566.72	\$ 1,567.37	0.38	\$ 20,166.79	4.93
14 KI-ARMSTRONG - EQUALITY	\$ 95,535.44		\$ 95,535.44	\$ 570.65	0.38	\$ 6,934.59	4.65
15 KI-ARMSTRONG - LEWIS	\$ 31,830.06		\$ 31,830.06	\$ 117.02	0.38	\$ 1,979.48	6.48
16 KI-ARMSTRONG - MIDWAY	\$ 124,518.66		\$ 124,518.66	\$ 733.94	0.38	\$ 9,236.01	4.82
17 KI-DOMTAR PAPER CO.	\$ 585,363.00		\$ 585,363.00	\$ 5,623.92	0.52	\$ 42,551.97	3.94
18 KI-DOTIKI #3	\$ 1,214.41		\$ 1,214.41	\$ 5.75	0.38	\$ 94.23	6.27
19 KI-ELK CREEK MINE - HOPKINS CO. COAL	\$ 28,683.18		\$ 28,683.18	\$ 204.05	0.38	\$ 2,084.56	3.91
20 KI-HOPKINS CO. COAL	\$ 2,127.83		\$ 2,127.83	\$ 10.52	0.38	\$ 164.40	5.98
21 KI-KIMBERLY-CLARK	\$ 1,363,096.40		\$ 1,363,096.40	\$ 9,652.92	0.38	\$ 100,652.30	3.99
22 KI-PENNYRILE ENERGY, LLC	\$ 108,318.29		\$ 108,318.29	\$ 624.37	0.31	\$ 8,117.30	4.08
23 KI-PRECOAT	\$ 94,741.19		\$ 94,741.19	\$ 579.38	0.38	\$ 7,142.36	4.72
24 KI-SEBREE MINING-KMMC	\$ 2,082.49		\$ 2,082.49	\$ 10.18	0.38	\$ 161.09	6.06
25 KI-SEBREE MINING-STEAMPORT-ALLIED	\$ 56,956.88		\$ 56,956.88	\$ 401.39	0.38	\$ 5,019.99	4.79
26 KI-SOUTHWIRE CO.	\$ 250,222.01		\$ 250,222.01	\$ 1,712.24	0.38	\$ 18,572.29	4.15
27 KI-TYSON FOODS	\$ 382,698.86		\$ 382,698.86	\$ 2,542.35	0.38	\$ 28,527.49	4.30
28 KI-VALLEY GRAIN	\$ 68,376.16		\$ 68,376.16	\$ 441.48	0.38	\$ 4,792.46	4.16
29							
30 SUBTOTAL INDUSTRIALS	\$ 4,524,665.27	\$ -	\$ 4,524,665.27	\$ 31,591.84	0.40	\$ 334,648.58	4.24
31							
32 JPI-SHELL OIL	\$ 39,884.60		\$ 39,884.60	\$ 212.72	0.38	\$ 3,056.77	5.50
33							
34 TOTAL INDUSTRIALS	\$ 4,564,549.87	\$ -	\$ 4,564,549.87	\$ 31,804.56	0.40	\$ 337,705.35	4.25
35							
36							
37 GRAND TOTAL	\$ 20,171,645.18	\$ 5.00	\$ 20,171,650.18	\$ 110,773.70	0.39	\$ 1,471,634.23	5.16

**Big Rivers Electric Corporation
 Monthly Billing Summary
 Sales to Electric Utilities
 June 2015**

	UNWIND SURCREDIT (US) \$	US MILLS/ KWH	NON SMELTER NON FAC PPA	NON SMELTER NON FAC PPA	NSNFPPA MILLS/ KWH	REVENUE \$	REVENUE MILLS/ KWH
1 JUNE 2015							
2							
3 JP RURALS	\$ -	0.00	\$ 28,575.21	\$ -	0.47	\$ 5,069,340.47	82.85
4 KENERGY RURALS	\$ -	0.00	\$ 49,855.72	\$ -	0.47	\$ 8,769,065.87	82.39
5 MEADE CO. RURALS	\$ -	0.00	\$ 17,857.81	\$ -	0.47	\$ 3,087,880.73	80.75
6							
7 TOTAL RURALS	\$ -	0.00	\$ 96,288.74	\$ -	0.47	\$ 16,916,287.07	82.22
8							
9 KI-ACCURIDE	\$ -	0.00	\$ 1,112.77	\$ -	0.47	\$ 162,161.17	68.05
10 KI-ALCOA	\$ -	0.00	\$ 15.85	\$ -	0.47	\$ 2,659.34	78.38
11 KI-ALERIS	\$ -	0.00	\$ 6,898.55	\$ -	0.47	\$ 936,329.45	63.39
12 KI-AMG ALUMINUM NORTH AMERICA	\$ -	0.00	\$ 257.26	\$ -	0.47	\$ 41,713.74	75.72
13 KI-ARMSTRONG - DOCK	\$ -	0.00	\$ 1,911.13	\$ -	0.47	\$ 303,212.01	74.09
14 KI-ARMSTRONG - EQUALITY	\$ -	0.00	\$ 695.81	\$ -	0.47	\$ 103,736.49	69.62
15 KI-ARMSTRONG - LEWIS	\$ -	0.00	\$ 142.69	\$ -	0.47	\$ 34,069.25	111.51
16 KI-ARMSTRONG - MIDWAY	\$ -	0.00	\$ 894.91	\$ -	0.47	\$ 135,383.52	70.65
17 KI-DOMTAR PAPER CO.	\$ -	0.00	\$ 5,211.72	\$ -	0.48	\$ 638,760.61	59.14
18 KI-DOTIKI #3	\$ -	0.00	\$ 7.01	\$ -	0.47	\$ 1,321.40	87.98
19 KI-ELK CREEK MINE - HOPKINS CO. COAL	\$ -	0.00	\$ 248.80	\$ -	0.47	\$ 31,220.59	58.60
20 KI-HOPKINS CO. COAL	\$ -	0.00	\$ 12.83	\$ -	0.47	\$ 2,315.58	84.26
21 KI-KIMBERLY-CLARK	\$ -	0.00	\$ 11,770.01	\$ -	0.47	\$ 1,485,171.63	58.93
22 KI-PENNYRILE ENERGY, LLC	\$ -	0.00	\$ 761.31	\$ -	0.38	\$ 117,821.27	59.20
23 KI-PRECOAT	\$ -	0.00	\$ 706.46	\$ -	0.47	\$ 103,169.38	68.20
24 KI-SEBREE MINING-KMMC	\$ -	0.00	\$ 12.41	\$ -	0.47	\$ 2,266.17	85.29
25 KI-SEBREE MINING-STEAMPORT-ALLIED	\$ -	0.00	\$ 489.43	\$ -	0.47	\$ 62,867.69	59.99
26 KI-SOUTHWIRE CO.	\$ -	0.00	\$ 2,087.77	\$ -	0.47	\$ 272,594.31	60.98
27 KI-TYSON FOODS	\$ -	0.00	\$ 3,099.95	\$ -	0.47	\$ 416,868.65	62.80
28 KI-VALLEY GRAIN	\$ -	0.00	\$ 538.31	\$ -	0.47	\$ 74,148.41	64.33
29							
30 SUBTOTAL INDUSTRIALS	\$ -	0.00	\$ 36,874.97	\$ -	0.47	\$ 4,927,780.66	62.41
31							
32 JPI-SHELL OIL	\$ -	0.00	\$ 259.38	\$ -	0.47	\$ 43,413.47	78.16
33							
34 TOTAL INDUSTRIALS	\$ -	0.00	\$ 37,134.35	\$ -	0.47	\$ 4,971,194.13	62.52
35							
36							
37 GRAND TOTAL	\$ -	0.00	\$ 133,423.09	\$ -	0.47	\$ 21,887,481.20	76.73

**Big Rivers Electric Corporation
Monthly Billing Summary
Sales to Electric Utilities
June 2015**

	MRSM \$	MRSM MILLS/ KWH	CN 2013-00199 MRSM TO OFF- SET BASE RATE INCREASE	MRSM - BASE RATE CREDIT MILLS/ KWH	REVENUE \$ NET OF MRSM \$ AND BASE RATE CREDIT \$	REV NET OF MRSM AND BASE RATE CREDIT MILLS/KWH
1 JUNE 2015						
2						
3 JP RURALS	\$ (437,735.79)	(7.15)	(736,047.07)	(12.03)	\$ 3,895,557.61	63.66
4 KENERGY RURALS	\$ (757,415.90)	(7.12)	(1,279,084.32)	(12.03)	\$ 6,722,565.65	63.24
5 MEADE CO. RURALS	\$ (267,643.42)	(7.00)	(456,194.34)	(11.90)	\$ 2,365,042.97	61.85
6						
7 TOTAL RURALS	\$ (1,462,795.11)	(7.11)	\$ (2,470,325.73)	(12.01)	\$ 12,983,166.23	63.11
8						
9 KI-ACCURIDE	\$ (15,023.71)	(6.31)	(19,181.62)	(8.05)	\$ 127,955.84	53.70
10 KI-ALCOA	\$ (193.48)	(5.70)	(273.14)	(8.05)	\$ 2,192.72	64.62
11 KI-ALERIS	\$ (87,724.00)	(5.94)	(118,915.00)	(8.05)	\$ 729,690.45	49.40
12 KI-AMG ALUMINUM NORTH AMERICA	\$ (3,804.87)	(6.91)	(4,434.58)	(8.05)	\$ 33,474.29	60.77
13 KI-ARMSTRONG - DOCK	\$ (26,694.09)	(6.52)	(32,943.42)	(8.05)	\$ 243,574.50	59.52
14 KI-ARMSTRONG - EQUALITY	\$ (9,311.06)	(6.25)	(11,994.13)	(8.05)	\$ 82,431.30	55.32
15 KI-ARMSTRONG - LEWIS	\$ (2,466.81)	(8.07)	(2,459.60)	(8.05)	\$ 29,142.84	95.38
16 KI-ARMSTRONG - MIDWAY	\$ (12,292.51)	(6.41)	(15,426.22)	(8.05)	\$ 107,664.79	56.18
17 KI-DOMTAR PAPER CO.	\$ (61,701.81)	(5.71)	(89,838.00)	(8.32)	\$ 487,210.80	45.11
18 KI-DOTIKI #3	\$ (118.18)	(7.87)	(120.91)	(8.05)	\$ 1,082.31	72.06
19 KI-ELK CREEK MINE - HOPKINS CO. COAL	\$ (2,934.33)	(5.51)	(4,288.80)	(8.05)	\$ 23,997.46	45.04
20 KI-HOPKINS CO. COAL	\$ (208.23)	(7.58)	(221.21)	(8.05)	\$ 1,886.14	68.64
21 KI-KIMBERLY-CLARK	\$ (140,851.79)	(5.59)	(202,887.69)	(8.05)	\$ 1,141,432.15	45.29
22 KI-PENNYRILE ENERGY, LLC	\$ (10,717.48)	(5.39)	(13,123.19)	(6.59)	\$ 93,980.60	47.22
23 KI-PRECOAT	\$ (9,555.19)	(6.32)	(12,177.64)	(8.05)	\$ 81,436.55	53.83
24 KI-SEBREE MINING-KMMC	\$ (203.47)	(7.66)	(213.89)	(8.05)	\$ 1,848.81	69.58
25 KI-SEBREE MINING-STEAMPORT-ALLIED	\$ (6,691.58)	(6.38)	(8,436.56)	(8.05)	\$ 47,739.55	45.55
26 KI-SOUTHWIRE CO.	\$ (25,702.89)	(5.75)	(35,988.25)	(8.05)	\$ 210,903.17	47.18
27 KI-TYSON FOODS	\$ (39,115.10)	(5.89)	(53,435.90)	(8.05)	\$ 324,317.65	48.86
28 KI-VALLEY GRAIN	\$ (8,631.01)	(5.75)	(9,279.24)	(8.05)	\$ 58,238.16	50.52
29						
30 SUBTOTAL INDUSTRIALS	\$ (461,941.59)	(5.85)	(635,638.99)	(8.05)	\$ 3,830,200.08	48.51
31						
32 JPL-SHELL OIL	\$ (3,942.65)	(7.10)	(4,471.05)	(8.05)	\$ 34,999.77	63.02
33						
34 TOTAL INDUSTRIALS	\$ (465,884.24)	(5.86)	\$ (640,110.04)	(8.05)	\$ 3,865,199.85	48.61
35						
36						
37 GRAND TOTAL	\$ (1,928,679.35)	(6.76)	\$ (3,110,435.77)	(10.90)	\$ 16,848,366.08	59.06

**Big Rivers Electric Corporation
Monthly Billing Summary
Sales to Electric Utilities.
July 2015**

	KW BILLED	KWH	DEMAND \$	BASE ENERGY \$	DEMAND \$ AND ENERGY \$	POWER FACTOR PENALTY (PFP) \$	BILLING ADJ
1 JULY 2015							
2							
3 JP RURALS	152,181	70,179,670	\$ 2,100,868.71	\$ 3,158,085.15	\$ 5,258,943.86		
4 KENERGY RURALS	258,334	121,128,860	\$ 3,566,300.87	\$ 5,460,798.70	\$ 9,017,099.57		
5 MEADE CO. RURALS	94,464	43,529,170	\$ 1,303,937.47	\$ 1,958,812.65	\$ 3,262,750.12		
6							
7 TOTAL RURALS	504,969	234,837,700	\$ 6,971,097.05	\$ 10,567,696.50	\$ 17,538,793.55	\$ -	\$ -
8							
9 KI-ACCURIDE	5,587	2,576,720	\$ 59,864.71	\$ 98,044.20	\$ 157,908.91	\$ -	\$ -
10 KI-ALCOA	55	34,580	\$ 589.33	\$ 1,315.77	\$ 1,905.10	\$ 889.35	\$ -
11 KI-ALERIS	26,782	15,123,790	\$ 286,969.13	\$ 575,460.21	\$ 862,429.34	\$ -	\$ -
12 KI-AMG ALUMINUM NORTH AMERICA	1,704	591,660	\$ 18,258.36	\$ 22,512.66	\$ 40,771.02	\$ -	\$ -
13 KI-ARMSTRONG - DOCK	10,162	4,337,110	\$ 108,885.83	\$ 165,027.04	\$ 273,912.87	\$ -	\$ 15,465.32
14 KI-ARMSTRONG - EQUALITY	3,106	1,421,560	\$ 33,280.79	\$ 54,089.98	\$ 87,370.77	\$ -	\$ 4,598.86
15 KI-ARMSTRONG - LEWIS	1,000	301,650	\$ 10,715.00	\$ 11,477.78	\$ 22,192.78	\$ -	\$ 937.82
16 KI-ARMSTRONG - MIDWAY	4,599	1,547,770	\$ 49,278.29	\$ 58,892.65	\$ 108,170.94	\$ 2,293.01	\$ -
17 KI-DOMTAR PAPER CO.	15,000	11,108,774	\$ 160,725.00	\$ 422,688.85	\$ 583,413.85	\$ -	\$ -
18 KI-DOTIKI #3	60	16,400	\$ 642.90	\$ 624.02	\$ 1,266.92	\$ -	\$ -
19 KI-ELK CREEK MINE - HOPKINS CO. COAL	750	546,170	\$ 8,036.25	\$ 20,781.77	\$ 28,818.02	\$ 300.02	\$ -
20 KI-HOPKINS CO. COAL	100	25,360	\$ 1,071.50	\$ 964.95	\$ 2,036.45	\$ -	\$ -
21 KI-KIMBERLY-CLARK	37,627	26,871,010	\$ 403,173.31	\$ 1,022,441.93	\$ 1,425,615.24	\$ -	\$ -
22 KI-PENNYRILE ENERGY, LLC	4,200	1,475,530	\$ 45,003.00	\$ 56,143.92	\$ 101,146.92	\$ 4,296.72	\$ -
23 KI-PRECOAT	3,455	1,567,890	\$ 37,020.33	\$ 59,658.21	\$ 96,678.54	\$ 846.49	\$ -
24 KI-SEBREE MINING-KMMC	100	35,080	\$ 1,071.60	\$ 1,334.79	\$ 2,406.29	\$ -	\$ -
25 KI-SEBREE MINING-STEAMPORT-ALLIED	3,236	1,224,430	\$ 34,673.74	\$ 46,589.56	\$ 81,263.30	\$ -	\$ -
26 KI-SOUTHWIRE CO.	7,711	4,349,000	\$ 82,623.37	\$ 165,479.46	\$ 248,102.82	\$ -	\$ -
27 KI-TYSON FOODS	12,306	6,595,580	\$ 131,858.79	\$ 250,961.82	\$ 382,820.61	\$ -	\$ -
28 KI-VALLEY GRAIN	2,053	1,180,030	\$ 21,997.90	\$ 44,900.14	\$ 66,898.04	\$ 3,064.49	\$ -
29							
30 SUBTOTAL INDUSTRIALS	139,593	80,930,084	\$ 1,495,739.03	\$ 3,079,389.70	\$ 4,575,128.73	\$ 11,690.08	\$ 21,002.00
31							
32 JPI-SHELL OIL	1,804	712,070	\$ 19,329.86	\$ 27,094.26	\$ 46,424.12	\$ -	\$ -
33							
34 TOTAL INDUSTRIALS	141,397	81,642,154	\$ 1,515,068.89	\$ 3,106,483.96	\$ 4,621,552.85	\$ 11,690.08	\$ 21,002.00
35							
36							
37 GRAND TOTAL	646,366	316,479,854	\$ 8,486,165.94	\$ 13,674,180.46	\$ 22,160,346.40	\$ 11,690.08	\$ 21,002.00

**Big Rivers Electric Corporation
Monthly Billing Summary
Sales to Electric Utilities
July 2015**

	DEMAND \$ ENERGY \$ AND PFP \$	GREEN POWER \$	DEMAND \$ ENERGY \$ PFP & AND GREEN POWER \$	FUEL ADJUSTMENT CLAUSE \$	FAC MILLS/ KWH	ES \$	ES MILLS/ KWH
1 JULY 2015							
2							
3 JP RURALS	\$ 5,258,943.86	\$ 5.00	\$ 5,258,943.86	\$ 41,686.72	0.59	\$ 255,350.29	3.64
4 KENERGY RURALS	\$ 9,017,099.57	\$ -	\$ 9,017,099.57	\$ 71,950.54	0.59	\$ 437,555.91	3.61
5 MEADE CO. RURALS	\$ 3,262,750.12	\$ -	\$ 3,262,750.12	\$ 25,856.33	0.59	\$ 158,428.23	3.64
6							
7 TOTAL RURALS	\$ 17,538,793.55	\$ 5.00	\$ 17,538,793.55	\$ 139,493.59	0.59	\$ 851,334.43	3.63
8							
9 KI-ACCURIDE	\$ 157,908.91		\$ 157,908.91	\$ 1,530.57	0.59	\$ 7,945.61	3.08
10 KI-ALCOA	\$ 2,794.45		\$ 2,794.45	\$ 20.54	0.59	\$ 94.47	2.73
11 KI-ALERIS	\$ 862,429.34		\$ 862,429.34	\$ 8,983.53	0.59	\$ 42,978.29	2.84
12 KI-AMG ALUMINUM NORTH AMERICA	\$ 40,771.02		\$ 40,771.02	\$ 351.45	0.59	\$ 2,080.73	3.52
13 KI-ARMSTRONG - DOCK	\$ 289,378.19		\$ 289,378.19	\$ 2,576.24	0.59	\$ 13,835.26	3.19
14 KI-ARMSTRONG - EQUALITY	\$ 91,969.63		\$ 91,969.63	\$ 844.40	0.59	\$ 4,397.94	3.09
15 KI-ARMSTRONG - LEWIS	\$ 23,130.60		\$ 23,130.60	\$ 179.18	0.59	\$ 1,140.70	3.78
16 KI-ARMSTRONG - MIDWAY	\$ 110,463.95		\$ 110,463.95	\$ 919.38	0.59	\$ 5,529.18	3.57
17 KI-DOMTAR PAPER CO.	\$ 583,413.85		\$ 583,413.85	\$ 6,598.61	0.59	\$ 28,725.37	2.59
18 KI-DOTIKI #3	\$ 1,266.92		\$ 1,266.92	\$ 9.74	0.59	\$ 65.44	3.99
19 KI-ELK CREEK MINE - HOPKINS CO. COAL	\$ 29,118.04		\$ 29,118.04	\$ 324.42	0.59	\$ 1,419.92	2.60
20 KI-HOPKINS CO. COAL	\$ 2,036.45		\$ 2,036.45	\$ 15.06	0.59	\$ 105.59	4.16
21 KI-KIMBERLY-CLARK	\$ 1,425,615.24		\$ 1,425,615.24	\$ 15,961.38	0.59	\$ 70,301.40	2.62
22 KI-PENNYRILE ENERGY, LLC	\$ 105,443.64		\$ 105,443.64	\$ 876.46	0.59	\$ 5,158.92	3.50
23 KI-PRECOAT	\$ 97,525.03		\$ 97,525.03	\$ 931.33	0.59	\$ 4,868.48	3.11
24 KI-SEBREE MINING-KMMC	\$ 2,406.29		\$ 2,406.29	\$ 20.84	0.59	\$ 122.74	3.50
25 KI-SEBREE MINING-STEAMPORT-ALLIED	\$ 81,263.30		\$ 81,263.30	\$ 727.31	0.59	\$ 4,129.31	3.37
26 KI-SOUTHWIRE CO.	\$ 248,102.82		\$ 248,102.82	\$ 2,583.31	0.59	\$ 12,364.67	2.84
27 KI-TYSON FOODS	\$ 382,820.61		\$ 382,820.61	\$ 3,917.77	0.59	\$ 19,124.18	2.90
28 KI-VALLEY GRAIN	\$ 69,962.53		\$ 69,962.53	\$ 700.94	0.59	\$ 3,331.06	2.82
29							
30 SUBTOTAL INDUSTRIALS	\$ 4,607,820.81	\$ -	\$ 4,607,820.81	\$ 48,072.46	0.59	\$ 227,719.26	2.81
31							
32 JPI-SHELL OIL	\$ 46,424.12		\$ 46,424.12	\$ 422.97	0.59	\$ 2,354.00	3.31
33							
34 TOTAL INDUSTRIALS	\$ 4,654,244.93	\$ -	\$ 4,654,244.93	\$ 48,495.43	0.59	\$ 230,073.26	2.82
35							
36							
37 GRAND TOTAL	\$ 22,193,038.48	\$ 5.00	\$ 22,193,043.48	\$ 187,989.02	0.59	\$ 1,081,407.69	3.42

**Big Rivers Electric Corporation
Monthly Billing Summary
Sales to Electric Utilities
July 2015**

	UNWIND SURCREDIT (US) \$	US MILLS/ KWH	NON SMELTER NON FAC PPA	NON SMELTER NON FAC PPA	NSNFPPA MILLS/ KWH	REVENUE \$	REVENUE MILLS/ KWH
1 JULY 2015							
2							
3 JP RURALS	\$ -	0.00	\$ 32,773.91	\$ -	0.47	\$ 5,588,759.78	79.64
4 KENERGY RURALS	\$ -	0.00	\$ 56,567.18	\$ -	0.47	\$ 9,583,173.20	79.12
5 MEADE CO. RURALS	\$ -	0.00	\$ 20,328.12	\$ -	0.47	\$ 3,467,362.80	79.66
6							
7 TOTAL RURALS	\$ -	0.00	\$ 109,669.21	\$ -	0.47	\$ 18,639,295.78	79.37
8							
9 KI-ACCURIDE	\$ -	0.00	\$ 1,203.33	\$ -	0.47	\$ 168,588.42	65.43
10 KI-ALCOA	\$ -	0.00	\$ 16.15	\$ -	0.47	\$ 2,925.61	84.60
11 KI-ALERIS	\$ -	0.00	\$ 7,062.81	\$ -	0.47	\$ 921,453.97	60.93
12 KI-AMG ALUMINUM NORTH AMERICA	\$ -	0.00	\$ 276.31	\$ -	0.47	\$ 43,479.51	73.49
13 KI-ARMSTRONG - DOCK	\$ -	0.00	\$ 2,025.43	\$ -	0.47	\$ 307,815.12	70.97
14 KI-ARMSTRONG - EQUALITY	\$ -	0.00	\$ 663.86	\$ -	0.47	\$ 97,875.83	68.85
15 KI-ARMSTRONG - LEWIS	\$ -	0.00	\$ 140.87	\$ -	0.47	\$ 24,591.35	81.52
16 KI-ARMSTRONG - MIDWAY	\$ -	0.00	\$ 722.81	\$ -	0.47	\$ 117,635.32	76.00
17 KI-DOMTAR PAPER CO.	\$ -	0.00	\$ 5,187.80	\$ -	0.47	\$ 623,925.63	56.17
18 KI-DOTIKI #3	\$ -	0.00	\$ 7.66	\$ -	0.47	\$ 1,349.76	82.30
19 KI-ELK CREEK MINE - HOPKINS CO. COAL	\$ -	0.00	\$ 255.06	\$ -	0.47	\$ 31,117.44	56.97
20 KI-HOPKINS CO. COAL	\$ -	0.00	\$ 11.84	\$ -	0.47	\$ 2,168.94	85.53
21 KI-KIMBERLY-CLARK	\$ -	0.00	\$ 12,548.76	\$ -	0.47	\$ 1,524,426.78	56.73
22 KI-PENNYRILE ENERGY, LLC	\$ -	0.00	\$ 689.07	\$ -	0.47	\$ 112,168.09	76.02
23 KI-PRECOAT	\$ -	0.00	\$ 732.20	\$ -	0.47	\$ 104,057.04	66.37
24 KI-SEBREE MINING-KMMC	\$ -	0.00	\$ 16.38	\$ -	0.47	\$ 2,566.25	73.15
25 KI-SEBREE MINING-STEAMPORT-ALLIED	\$ -	0.00	\$ 571.81	\$ -	0.47	\$ 86,691.73	70.80
26 KI-SOUTHWIRE CO.	\$ -	0.00	\$ 2,030.98	\$ -	0.47	\$ 265,081.78	60.95
27 KI-TYSON FOODS	\$ -	0.00	\$ 3,080.14	\$ -	0.47	\$ 408,942.70	62.00
28 KI-VALLEY GRAIN	\$ -	0.00	\$ 651.07	\$ -	0.47	\$ 74,545.60	63.17
29							
30 SUBTOTAL INDUSTRIALS	\$ -	0.00	\$ 37,794.34	\$ -	0.47	\$ 4,921,406.87	60.81
31							
32 JPI-SHELL OIL	\$ -	0.00	\$ 332.54	\$ -	0.47	\$ 49,533.63	69.56
33							
34 TOTAL INDUSTRIALS	\$ -	0.00	\$ 38,126.88	\$ -	0.47	\$ 4,970,940.50	60.89
35							
36							
37 GRAND TOTAL	\$ -	0.00	\$ 147,796.09	\$ -	0.47	\$ 23,610,236.28	74.60

Big Rivers Electric Corporation
Monthly Billing Summary
Sales to Electric Utilities
July 2015

	MRSRM \$	MRSRM MILLS/ KWH	CN 2013-00199 MRSRM TO OFF- SET BASE RATE INCREASE	MRSRM - BASE RATE CREDIT MILLS/ KWH	REVENUE \$ NET OF MRSRM \$ AND BASE RATE CREDIT \$	REV NET OF MRSRM AND BASE RATE CREDIT MILLS/KWH
1 JULY 2015						
2						
3 JP RURALS	\$ (382,094.76)	(5.44)	(837,389.97)	(11.93)	\$ 4,369,275.05	62.26
4 KENERGY RURALS	\$ (656,314.62)	(5.42)	(1,441,464.18)	(11.90)	\$ 7,485,394.40	61.80
5 MEADE CO. RURALS	\$ (237,041.90)	(5.45)	(619,450.20)	(11.93)	\$ 2,710,870.70	62.28
6						
7 TOTAL RURALS	\$ (1,275,451.28)	(5.43)	\$ (2,798,304.35)	(11.92)	\$ 14,565,640.15	62.02
8						
9 KI-ACCURIDE	\$ (12,599.16)	(4.89)	(20,742.60)	(8.05)	\$ 136,246.66	52.49
10 KI-ALCOA	\$ (156.92)	(4.54)	(278.37)	(8.05)	\$ 2,490.32	72.02
11 KI-ALERIS	\$ (70,291.85)	(4.65)	(121,746.51)	(8.05)	\$ 729,415.61	48.23
12 KI-AMG ALUMINUM NORTH AMERICA	\$ (3,149.27)	(5.32)	(4,762.86)	(8.05)	\$ 35,567.38	60.11
13 KI-ARMSTRONG - DOCK	\$ (21,668.08)	(5.00)	(34,913.74)	(8.05)	\$ 251,233.30	57.93
14 KI-ARMSTRONG - EQUALITY	\$ (6,965.26)	(4.90)	(11,443.48)	(8.05)	\$ 79,467.09	65.90
15 KI-ARMSTRONG - LEWIS	\$ (1,685.48)	(5.59)	(2,428.28)	(8.05)	\$ 20,477.69	67.89
16 KI-ARMSTRONG - MIDWAY	\$ (8,324.46)	(5.38)	(12,459.55)	(8.05)	\$ 96,851.31	62.57
17 KI-DOMTAR PAPER CO.	\$ (48,787.81)	(4.39)	(89,425.63)	(8.05)	\$ 486,712.19	43.72
18 KI-DOTIKI #3	\$ (95.06)	(5.80)	(132.02)	(8.05)	\$ 1,122.68	68.46
19 KI-ELK CREEK MINE - HOPKINS CO. COAL	\$ (2,406.30)	(4.41)	(4,396.67)	(8.05)	\$ 24,314.47	44.62
20 KI-HOPKINS CO. COAL	\$ (151.39)	(5.97)	(204.15)	(8.05)	\$ 1,813.40	71.51
21 KI-KIMBERLY-CLARK	\$ (118,830.44)	(4.42)	(216,311.63)	(8.05)	\$ 1,189,284.71	44.26
22 KI-PENNYRILE ENERGY, LLC	\$ (7,823.72)	(5.30)	(11,878.02)	(8.05)	\$ 92,466.35	62.67
23 KI-PRECOAT	\$ (7,700.09)	(4.91)	(12,621.51)	(8.05)	\$ 83,735.44	53.41
24 KI-SEBREE MINING-KMMC	\$ (186.10)	(5.31)	(282.39)	(8.05)	\$ 2,097.76	59.80
25 KI-SEBREE MINING-STEAMPORT-ALLIED	\$ (6,340.63)	(5.18)	(9,856.66)	(8.05)	\$ 70,494.44	57.57
26 KI-SOUTHWIRE CO.	\$ (20,218.97)	(4.65)	(35,009.45)	(8.05)	\$ 209,863.36	48.25
27 KI-TYSON FOODS	\$ (31,085.79)	(4.71)	(63,094.42)	(8.05)	\$ 324,812.49	49.25
28 KI-VALLEY GRAIN	\$ (5,462.20)	(4.63)	(9,499.24)	(8.05)	\$ 59,584.16	50.49
29						
30 SUBTOTAL INDUSTRIALS	\$ (373,878.98)	(4.62)	(651,487.18)	(8.05)	\$ 3,896,040.71	48.14
31						
32 JPI-SHELL OIL	\$ (3,640.00)	(5.11)	(6,732.16)	(8.05)	\$ 40,161.47	56.40
33						
34 TOTAL INDUSTRIALS	\$ (377,518.98)	(4.62)	\$ (657,219.34)	(8.05)	\$ 3,936,202.18	48.21
35						
36						
37 GRAND TOTAL	\$ (1,652,970.26)	(5.22)	\$ (3,455,523.69)	(10.92)	\$ 18,501,742.33	58.46

**Big Rivers Electric Corporation
Monthly Billing Summary
Sales to Electric Utilities
August 2015**

	KW BILLED	KWH	DEMAND \$	BASE ENERGY \$	DEMAND \$ AND ENERGY \$	POWER FACTOR PENALTY (PFP) \$	BILLING ADJ
1 AUGUST 2015							
2							
3 JP RURALS	143,270	61,027,790	\$ 1,977,842.35	\$ 2,746,250.55	\$ 4,724,092.90		
4 KENERGY RURALS	247,216	106,718,137	\$ 3,412,816.88	\$ 4,802,316.17	\$ 8,215,133.05		
5 MEADE CO. RURALS	87,012	38,372,890	\$ 1,201,200.66	\$ 1,726,780.05	\$ 2,927,980.71		
6							
7 TOTAL RURALS	477,498	206,118,817	\$ 6,591,859.89	\$ 9,275,346.77	\$ 15,867,206.66	\$ -	\$ -
8							
9 KI-ACCURIDE	5,496	2,464,920	\$ 58,889.64	\$ 93,790.21	\$ 152,679.85	\$ -	\$ -
10 KI-ALCOA	55	33,680	\$ 589.33	\$ 1,281.52	\$ 1,870.85	\$ 803.63	\$ -
11 KI-ALERIS	26,906	15,558,700	\$ 288,297.79	\$ 592,008.54	\$ 880,306.33	\$ -	\$ -
12 KI-AMG ALUMINUM NORTH AMERICA	1,752	541,430	\$ 18,772.68	\$ 20,601.41	\$ 39,374.09	\$ 214.30	\$ -
13 KI-ARMSTRONG - DOCK	10,924	4,718,210	\$ 117,050.66	\$ 179,527.89	\$ 296,578.55	\$ -	\$ 15,341.00
14 KI-ARMSTRONG - EQUALITY	3,093	1,463,080	\$ 33,141.50	\$ 55,670.19	\$ 88,811.69	\$ -	\$ 2,336.80
15 KI-ARMSTRONG - LEWIS	1,000	327,110	\$ 10,715.00	\$ 12,446.54	\$ 23,161.54	\$ -	\$ 440.26
16 KI-ARMSTRONG - MIDWAY	4,640	1,607,960	\$ 49,717.60	\$ 61,182.88	\$ 110,900.48	\$ 1,714.40	\$ -
17 KI-DOMTAR PAPER CO.	15,000	11,160,000	\$ 160,725.00	\$ 424,638.00	\$ 585,363.00	\$ -	\$ -
18 KI-DOTIKI #3	60	14,900	\$ 642.90	\$ 566.95	\$ 1,209.85	\$ -	\$ -
19 KI-ELK CREEK MINE - HOPKINS CO. COAL	750	546,220	\$ 8,036.25	\$ 20,783.67	\$ 28,819.92	\$ 300.02	\$ -
20 KI-HOPKINS CO. COAL	100	23,210	\$ 1,071.50	\$ 883.14	\$ 1,954.64	\$ -	\$ -
21 KI-KIMBERLY-CLARK	37,973	25,928,620	\$ 406,880.70	\$ 986,583.99	\$ 1,393,464.69	\$ -	\$ -
22 KI-PENNYRILE ENERGY, LLC	4,200	1,579,340	\$ 46,003.00	\$ 60,093.89	\$ 105,096.89	\$ 5,743.24	\$ -
23 KI-PRECOAT	3,515	1,654,660	\$ 37,663.23	\$ 62,959.81	\$ 100,623.04	\$ -	\$ -
24 KI-SEBREE MINING-KMMC	100	28,360	\$ 1,071.50	\$ 1,079.10	\$ 2,150.60	\$ -	\$ -
25 KI-SEBREE MINING-STEAMPORT-ALLIED	3,194	1,107,610	\$ 34,223.71	\$ 42,144.56	\$ 76,368.27	\$ -	\$ -
26 KI-SOUTHWIRE CO.	7,537	4,654,770	\$ 80,758.96	\$ 177,114.00	\$ 267,872.96	\$ -	\$ -
27 KI-TYSON FOODS	11,930	6,384,320	\$ 127,829.95	\$ 242,923.38	\$ 370,753.33	\$ -	\$ -
28 KI-VALLEY GRAIN	2,106	1,244,670	\$ 22,565.79	\$ 47,359.69	\$ 69,925.48	\$ 3,471.66	\$ -
29							
30 SUBTOTAL INDUSTRIALS	140,331	81,041,770	\$ 1,503,646.69	\$ 3,083,639.36	\$ 4,687,286.05	\$ 12,247.25	\$ 18,118.06
31							
32 JPI-SHELL OIL	1,825	509,840	\$ 19,554.88	\$ 19,399.41	\$ 38,954.29	\$ -	\$ -
33							
34 TOTAL INDUSTRIALS	142,156	81,551,610	\$ 1,523,201.57	\$ 3,103,038.77	\$ 4,626,240.34	\$ 12,247.25	\$ 18,118.06
35							
36							
37 GRAND TOTAL	619,654	287,670,427	\$ 8,116,061.46	\$ 12,378,385.54	\$ 20,493,447.00	\$ 12,247.25	\$ 18,118.06

**Big Rivers Electric Corporation
 Monthly Billing Summary
 Sales to Electric Utilities
 August 2015**

	DEMAND \$ ENERGY \$ AND PFP \$	GREEN POWER \$	DEMAND \$ ENERGY \$ PFP AND GREEN POWER \$	FUEL ADJUSTMENT CLAUSE \$	FAC MILLS/ KWH	ES \$	ES MILLS/ KWH
1 AUGUST 2015							
2							
3 JP RURALS	\$ 4,724,092.90	\$ 5.00	\$ 4,724,097.90	\$ 117,478.50	1.93	\$ 281,154.81	4.61
4 KENERGY RURALS	\$ 8,215,133.05	\$ -	\$ 8,215,133.05	\$ 205,432.41	1.92	\$ 488,735.02	4.58
5 MEADE CO. RURALS	\$ 2,927,980.71	\$ -	\$ 2,927,980.71	\$ 73,867.81	1.92	\$ 174,083.64	4.54
6							
7 TOTAL RURALS	\$ 15,867,206.66	\$ 5.00	\$ 15,867,211.66	\$ 396,778.72	1.92	\$ 943,973.47	4.58
8							
9 KI-ACCURIDE	\$ 152,679.85		\$ 152,679.85	\$ 4,744.97	1.92	\$ 9,439.55	3.83
10 KI-ALCOA	\$ 2,674.48		\$ 2,674.48	\$ 64.83	1.92	\$ 114.33	3.39
11 KI-ALERIS	\$ 880,306.33		\$ 880,306.33	\$ 29,950.50	1.93	\$ 53,907.17	3.46
12 KI-AMG ALUMINUM NORTH AMERICA	\$ 39,588.39		\$ 39,588.39	\$ 1,042.25	1.92	\$ 2,470.61	4.56
13 KI-ARMSTRONG - DOCK	\$ 311,919.55		\$ 311,919.55	\$ 9,082.55	1.92	\$ 18,363.09	3.89
14 KI-ARMSTRONG - EQUALITY	\$ 91,148.49		\$ 91,148.49	\$ 2,816.43	1.93	\$ 5,479.58	3.75
15 KI-ARMSTRONG - LEWIS	\$ 23,601.80		\$ 23,601.80	\$ 629.69	1.93	\$ 1,450.00	4.43
16 KI-ARMSTRONG - MIDWAY	\$ 112,614.88		\$ 112,614.88	\$ 3,095.32	1.92	\$ 6,926.75	4.31
17 KI-DOMTAR PAPER CO.	\$ 585,363.00		\$ 585,363.00	\$ 21,483.00	1.93	\$ 35,532.34	3.18
18 KI-DOTIKI #3	\$ 1,209.85		\$ 1,209.85	\$ 28.68	1.92	\$ 76.58	5.14
19 KI-ELK CREEK MINE - HOPKINS CO. COAL	\$ 29,119.94		\$ 29,119.94	\$ 1,051.47	1.92	\$ 1,750.65	3.21
20 KI-HOPKINS CO. COAL	\$ 1,954.64		\$ 1,954.64	\$ 44.68	1.93	\$ 124.06	5.35
21 KI-KIMBERLY-CLARK	\$ 1,393,464.69		\$ 1,393,464.69	\$ 49,912.59	1.92	\$ 84,830.80	3.27
22 KI-PENNYRILE ENERGY, LLC	\$ 110,840.13		\$ 110,840.13	\$ 3,040.23	1.93	\$ 6,542.89	4.14
23 KI-PRECOAT	\$ 100,623.04		\$ 100,623.04	\$ 3,185.22	1.92	\$ 6,209.49	3.75
24 KI-SEBREE MINING-KMMC	\$ 2,150.60		\$ 2,150.60	\$ 54.59	1.92	\$ 135.41	4.77
25 KI-SEBREE MINING-STEAMPORT-ALLIED	\$ 76,368.27		\$ 76,368.27	\$ 2,132.15	1.93	\$ 4,769.77	4.31
26 KI-SOUTHWIRE CO.	\$ 257,872.96		\$ 257,872.96	\$ 8,960.43	1.92	\$ 15,753.95	3.38
27 KI-TYSON FOODS	\$ 370,753.33		\$ 370,753.33	\$ 12,289.82	1.93	\$ 22,768.61	3.57
28 KI-VALLEY GRAIN	\$ 73,397.14		\$ 73,397.14	\$ 2,395.99	1.93	\$ 4,278.63	3.44
29							
30 SUBTOTAL INDUSTRIALS	\$ 4,617,651.36	\$ -	\$ 4,617,651.36	\$ 156,005.39	1.92	\$ 280,924.26	3.47
31							
32 JPI-SHELL OIL	\$ 38,954.29		\$ 38,954.29	\$ 981.44	1.92	\$ 2,454.21	4.81
33							
34 TOTAL INDUSTRIALS	\$ 4,656,605.65	\$ -	\$ 4,656,605.65	\$ 156,986.83	1.92	\$ 283,378.47	3.47
35							
36							
37 GRAND TOTAL	\$ 20,523,812.31	\$ 5.00	\$ 20,523,817.31	\$ 553,765.55	1.92	\$ 1,227,351.94	4.27

**Big Rivers Electric Corporation
Monthly Billing Summary
Sales to Electric Utilities
August 2015**

	UNWIND SURCREDIT (US) \$	US MILLS/ KWH	NON SMELTER NON FAC PPA	NON SMELTER NON FAC PPA	NSNFPPA MILLS/ KWH	REVENUE \$	REVENUE MILLS/ KWH
1 AUGUST 2015							
2							
3 JP RURALS	\$ -	0.00	\$ 28,499.98	\$ -	0.47	\$ 5,151,231.19	84.41
4 KENERGY RURALS	\$ -	0.00	\$ 49,837.37	\$ -	0.47	\$ 8,959,137.85	83.95
5 MEADE CO. RURALS	\$ -	0.00	\$ 17,920.14	\$ -	0.47	\$ 3,193,852.30	83.23
6							
7 TOTAL RURALS	\$ -	0.00	\$ 96,257.49	\$ -	0.47	\$ 17,304,221.34	83.95
8							
9 KI-ACCURIDE	\$ -	0.00	\$ 1,151.12	\$ -	0.47	\$ 168,015.49	68.16
10 KI-ALCOA	\$ -	0.00	\$ 15.73	\$ -	0.47	\$ 2,869.37	85.20
11 KI-ALERIS	\$ -	0.00	\$ 7,265.91	\$ -	0.47	\$ 971,429.91	62.44
12 KI-AMG ALUMINUM NORTH AMERICA	\$ -	0.00	\$ 252.85	\$ -	0.47	\$ 43,354.10	80.07
13 KI-ARMSTRONG - DOCK	\$ -	0.00	\$ 2,203.40	\$ -	0.47	\$ 341,568.59	72.39
14 KI-ARMSTRONG - EQUALITY	\$ -	0.00	\$ 683.26	\$ -	0.47	\$ 100,127.76	68.44
15 KI-ARMSTRONG - LEWIS	\$ -	0.00	\$ 152.76	\$ -	0.47	\$ 25,834.25	78.98
16 KI-ARMSTRONG - MIDWAY	\$ -	0.00	\$ 750.92	\$ -	0.47	\$ 123,387.87	76.74
17 KI-DOMTAR PAPER CO.	\$ -	0.00	\$ 5,211.72	\$ -	0.47	\$ 647,590.06	58.03
18 KI-DOTIKI #3	\$ -	0.00	\$ 6.96	\$ -	0.47	\$ 1,322.07	88.73
19 KI-ELK CREEK MINE - HOPKINS CO. COAL	\$ -	0.00	\$ 255.08	\$ -	0.47	\$ 32,177.14	58.91
20 KI-HOPKINS CO. COAL	\$ -	0.00	\$ 10.84	\$ -	0.47	\$ 2,134.22	91.96
21 KI-KIMBERLY-CLARK	\$ -	0.00	\$ 12,108.67	\$ -	0.47	\$ 1,540,316.75	59.41
22 KI-PENNYRILE ENERGY, LLC	\$ -	0.00	\$ 737.55	\$ -	0.47	\$ 121,160.80	76.72
23 KI-PRECOAT	\$ -	0.00	\$ 772.73	\$ -	0.47	\$ 110,790.48	66.96
24 KI-SEBREE MINING-KMMC	\$ -	0.00	\$ 13.24	\$ -	0.47	\$ 2,353.84	83.00
25 KI-SEBREE MINING-STEAMPORT-ALLIED	\$ -	0.00	\$ 517.25	\$ -	0.47	\$ 83,787.44	75.65
26 KI-SOUTHWIRE CO.	\$ -	0.00	\$ 2,173.78	\$ -	0.47	\$ 284,761.12	61.18
27 KI-TYSON FOODS	\$ -	0.00	\$ 2,981.48	\$ -	0.47	\$ 408,793.24	64.03
28 KI-VALLEY GRAIN	\$ -	0.00	\$ 581.26	\$ -	0.47	\$ 80,653.02	64.80
29							
30 SUBTOTAL INDUSTRIALS	\$ -	0.00	\$ 37,846.51	\$ -	0.47	\$ 5,092,427.52	62.84
31							
32 JPI-SHELL OIL	\$ -	0.00	\$ 238.10	\$ -	0.47	\$ 42,628.04	83.61
33							
34 TOTAL INDUSTRIALS	\$ -	0.00	\$ 38,084.61	\$ -	0.47	\$ 5,135,055.56	62.97
35							
36							
37 GRAND TOTAL	\$ -	0.00	\$ 134,342.10	\$ -	0.47	\$ 22,439,276.90	78.00

Big Rivers Electric Corporation
Monthly Billing Summary
Sales to Electric Utilities
August 2015

	MRS M	MRS M	CN 2013-00199 MRS M	MRS M	REVENUE \$ NET OF MRS \$ AND BASE	REV NET OF MRS M
	\$	MILLS/ KWH	SET BASE RATE INCREASE	CREDIT MILLS/ KWH	RATE CREDIT \$	BASE RATE CREDIT MILLS/KWH
1 AUGUST 2015						
2						
3 JP RURALS	\$ (472,598.98)	(7.74)	(737,931.46)	(12.09)	\$ 3,940,700.75	64.57
4 KENERGY RURALS	\$ (823,509.81)	(7.72)	(1,287,450.82)	(12.06)	\$ 6,848,177.22	64.17
5 MEADE CO. RURALS	\$ (294,459.38)	(7.67)	(461,256.58)	(12.02)	\$ 2,438,136.34	63.54
6						
7 TOTAL RURALS	\$ (1,590,568.17)	(7.72)	\$ (2,486,638.86)	(12.06)	\$ 13,227,014.31	64.17
8						
9 KI-ACCURIDE	\$ (17,172.00)	(6.97)	(19,842.61)	(8.05)	\$ 131,000.88	53.15
10 KI-ALCOA	\$ (219.98)	(6.53)	(271.12)	(8.05)	\$ 2,378.27	70.61
11 KI-ALERIS	\$ (102,714.81)	(6.60)	(125,247.54)	(8.05)	\$ 743,467.56	47.78
12 KI-AMG ALUMINUM NORTH AMERICA	\$ (4,169.07)	(7.70)	(4,358.51)	(8.05)	\$ 34,826.52	64.32
13 KI-ARMSTRONG - DOCK	\$ (33,164.11)	(7.03)	(37,981.59)	(8.05)	\$ 270,422.89	57.31
14 KI-ARMSTRONG - EQUALITY	\$ (10,069.26)	(6.88)	(11,777.79)	(8.05)	\$ 78,280.71	53.50
15 KI-ARMSTRONG - LEWIS	\$ (2,476.15)	(7.57)	(2,633.24)	(8.05)	\$ 20,724.86	63.36
16 KI-ARMSTRONG - MIDWAY	\$ (11,970.92)	(7.44)	(12,944.08)	(8.05)	\$ 98,472.87	61.24
17 KI-DOMTAR PAPER CO.	\$ (70,541.26)	(6.32)	(89,838.00)	(8.05)	\$ 487,210.80	43.66
18 KI-DOTIKI #3	\$ (123.32)	(8.28)	(119.95)	(8.05)	\$ 1,078.80	72.40
19 KI-ELK CREEK MINE - HOPKINS CO. COAL	\$ (3,464.14)	(6.34)	(4,397.07)	(8.05)	\$ 24,315.93	44.52
20 KI-HOPKINS CO. COAL	\$ (196.87)	(8.48)	(186.84)	(8.05)	\$ 1,750.51	75.42
21 KI-KIMBERLY-CLARE	\$ (166,168.88)	(6.41)	(208,725.39)	(8.05)	\$ 1,165,422.48	44.95
22 KI-PENNYRILE ENERGY, LLC	\$ (11,497.28)	(7.28)	(12,713.59)	(8.05)	\$ 96,949.83	61.39
23 KI-PRECOAT	\$ (11,400.16)	(6.89)	(13,320.01)	(8.05)	\$ 86,070.31	52.02
24 KI-SEBREE MINING-KMMC	\$ (224.37)	(7.91)	(228.30)	(8.05)	\$ 1,901.17	67.04
25 KI-SEBREE MINING-STEAMPORT-ALLIED	\$ (8,244.34)	(7.44)	(8,916.26)	(8.05)	\$ 66,626.84	60.15
26 KI-SOUTHWIRE CO.	\$ (30,355.96)	(6.52)	(37,470.90)	(8.05)	\$ 216,934.26	46.60
27 KI-TYSON FOODS	\$ (42,796.23)	(6.70)	(51,393.78)	(8.05)	\$ 314,603.23	49.28
28 KI-VALLEY GRAIN	\$ (8,183.16)	(6.57)	(10,019.59)	(8.05)	\$ 62,450.27	50.17
29						
30 SUBTOTAL INDUSTRIALS	\$ (635,152.27)	(6.60)	(652,386.26)	(8.05)	\$ 3,804,888.99	48.18
31						
32 JPL-SHELL OIL	\$ (4,053.58)	(7.95)	(4,104.21)	(8.05)	\$ 34,470.25	67.61
33						
34 TOTAL INDUSTRIALS	\$ (639,205.85)	(6.61)	\$ (656,490.47)	(8.05)	\$ 3,939,359.24	48.31
35						
36						
37 GRAND TOTAL	\$ (2,129,774.02)	(7.40)	\$ (3,143,129.33)	(10.93)	\$ 17,166,373.55	59.67

**Big Rivers Electric Corporation
Monthly Billing Summary
Sales to Electric Utilities
September 2015**

	KW BILLED	KWH	DEMAND \$	BASE ENERGY \$	DEMAND \$ AND ENERGY \$	POWER FACTOR PENALTY (PFP) \$	BILLING ADJ
1 SEPTEMBER 2015							
2							
3 JP RURALS	135,305	53,016,060	\$ 1,867,885.53	\$ 2,385,722.70	\$ 4,253,608.23		
4 KENERGY RURALS	241,292	96,861,824	\$ 3,331,036.06	\$ 4,358,782.08	\$ 7,689,818.14		
5 MEADE CO. RURALS	86,172	34,009,150	\$ 1,189,604.46	\$ 1,530,411.75	\$ 2,720,016.21		
6							
7 TOTAL RURALS	462,769	183,887,034	\$ 6,388,626.05	\$ 8,274,916.53	\$ 14,663,442.58	\$ -	\$ -
8							
9 KI-ACCURIDE	5,496	2,318,200	\$ 58,889.64	\$ 88,207.51	\$ 147,097.15		
10 KI-ALCOA	55	32,880	\$ 589.33	\$ 1,251.08	\$ 1,840.41	\$ 803.63	
11 KI-ALERIS	27,313	14,812,420	\$ 292,658.80	\$ 563,612.58	\$ 856,271.38		
12 KI-AMG ALUMINUM NORTH AMERICA	1,905	491,270	\$ 20,412.08	\$ 18,692.82	\$ 39,104.90	\$ 707.19	
13 KI-ARMSTRONG - DOCK	11,113	4,761,000	\$ 119,075.80	\$ 181,166.05	\$ 300,231.85		\$ 14,848.00
14 KI-ARMSTRONG - EQUALITY	3,169	1,365,240	\$ 33,955.84	\$ 51,947.38	\$ 85,903.22		\$ 4,157.70
15 KI-ARMSTRONG - LEWIS	1,000	297,530	\$ 10,715.00	\$ 11,321.02	\$ 22,036.02		\$ 897.96
16 KI-ARMSTRONG - MIDWAY	4,577	1,548,350	\$ 49,042.66	\$ 68,914.72	\$ 107,957.28	\$ 2,282.30	
17 KI-DOMTAR PAPER CO.	15,000	9,899,722	\$ 160,725.00	\$ 376,684.42	\$ 537,409.42		
18 KI-DOTIKI #3	60	13,530	\$ 642.90	\$ 514.82	\$ 1,157.72		
19 KI-ELK CREEK MINE - HOPKINS CO. COAL	750	530,680	\$ 8,036.25	\$ 20,192.37	\$ 28,228.62	\$ 375.03	
20 KI-HOPKINS CO. COAL	100	28,730	\$ 1,071.50	\$ 1,093.18	\$ 2,164.68		
21 KI-KIMBERLY-CLARK	38,146	25,625,080	\$ 408,734.39	\$ 975,034.29	\$ 1,383,768.68		
22 KI-PENNYRILE ENERGY, LLC	4,200	1,402,680	\$ 45,003.00	\$ 53,371.97	\$ 98,374.97	\$ 3,482.38	
23 KI-PRECOAT	3,553	1,707,170	\$ 38,070.40	\$ 64,957.82	\$ 103,028.22	\$ 428.60	
24 KI-SEBREE MINING-KMMC	100	22,350	\$ 1,071.50	\$ 850.42	\$ 1,921.92		
25 KI-SEBREE MINING-STEAMPORT-ALLIED	2,972	913,700	\$ 31,844.98	\$ 34,766.29	\$ 66,611.27		
26 KI-SOUTHWIRE CO.	7,122	4,368,690	\$ 76,312.23	\$ 165,848.15	\$ 242,160.38		
27 KI-TYSON FOODS	12,215	6,380,590	\$ 130,883.73	\$ 242,781.45	\$ 373,665.18		
28 KI-VALLEY GRAIN	2,405	1,328,710	\$ 25,769.68	\$ 50,557.42	\$ 76,327.00	\$ 3,589.53	
29							
30 SUBTOTAL INDUSTRIALS	141,251	77,838,522	\$ 1,513,504.51	\$ 2,961,755.76	\$ 4,475,260.27	\$ 11,668.66	\$ 19,903.66
31							
32 JPI-SHELL OIL	1,728	364,800	\$ 18,515.52	\$ 13,880.64	\$ 32,396.16	\$ -	\$ -
33							
34 TOTAL INDUSTRIALS	142,979	78,203,322	\$ 1,532,020.03	\$ 2,975,636.40	\$ 4,507,656.43	\$ 11,668.66	\$ 19,903.66
35							
36							
37 GRAND TOTAL	605,748	262,090,356	\$ 7,920,546.08	\$ 11,250,552.93	\$ 19,171,099.01	\$ 11,668.66	\$ 19,903.66

**Big Rivers Electric Corporation
Monthly Billing Summary
Sales to Electric Utilities
September 2015**

	DEMAND \$ ENERGY \$ AND PFP \$	GREEN POWER \$	DEMAND \$ ENERGY \$ PFP \$ AND GREEN POWER \$	FUEL ADJUSTMENT CLAUSE \$	FAC MILLS/ KWH	ES \$	ES MILLS/ KWH
1 SEPTEMBER 2015							
2							
3 JP RURALS	\$ 4,253,608.23	\$ 5.00	\$ 4,253,613.23	\$ 85,514.90	1.61	\$ 204,337.66	3.85
4 KENERGY RURALS	\$ 7,689,818.14	\$ -	\$ 7,689,818.14	\$ 156,238.12	1.61	\$ 369,160.00	3.81
5 MEADE CO. RURALS	\$ 2,720,016.21	\$ -	\$ 2,720,016.21	\$ 54,856.76	1.61	\$ 130,639.70	3.84
6							
7 TOTAL RURALS	\$ 14,663,442.58	\$ 5.00	\$ 14,663,447.58	\$ 296,609.78	1.61	\$ 704,137.36	3.83
8							
9 KI-ACCURIDE	\$ 147,097.15		\$ 147,097.15	\$ 3,739.26	1.61	\$ 7,345.54	3.17
10 KI-ALCOA	\$ 2,644.04		\$ 2,644.04	\$ 53.04	1.61	\$ 90.76	2.76
11 KI-ALERIS	\$ 856,271.38		\$ 856,271.38	\$ 23,892.43	1.61	\$ 42,368.69	2.86
12 KI-AMG ALUMINUM NORTH AMERICA	\$ 39,812.09		\$ 39,812.09	\$ 792.42	1.61	\$ 1,989.82	4.05
13 KI-ARMSTRONG - DOCK	\$ 315,079.85		\$ 315,079.85	\$ 7,679.49	1.61	\$ 14,983.84	3.15
14 KI-ARMSTRONG - EQUALITY	\$ 90,060.92		\$ 90,060.92	\$ 2,202.13	1.61	\$ 4,286.33	3.14
15 KI-ARMSTRONG - LEWIS	\$ 22,933.98		\$ 22,933.98	\$ 479.92	1.61	\$ 1,115.15	3.75
16 KI-ARMSTRONG - MIDWAY	\$ 110,239.58		\$ 110,239.58	\$ 2,497.49	1.61	\$ 5,436.38	3.51
17 KI-DOMTAR PAPER CO.	\$ 537,409.42		\$ 537,409.42	\$ 15,968.25	1.61	\$ 26,412.46	2.67
18 KI-DOTIKI #3	\$ 1,157.72		\$ 1,157.72	\$ 21.82	1.61	\$ 59.21	4.38
19 KI-ELK CREEK MINE - HOPKINS CO. COAL	\$ 28,603.65		\$ 28,603.65	\$ 855.99	1.61	\$ 1,384.21	2.61
20 KI-HOPKINS CO. COAL	\$ 2,164.68		\$ 2,164.68	\$ 46.34	1.61	\$ 109.69	3.82
21 KI-KIMBERLY-CLARK	\$ 1,383,768.68		\$ 1,383,768.68	\$ 41,333.25	1.61	\$ 67,969.27	2.65
22 KI-PENNYRILE ENERGY, LLC	\$ 101,857.35		\$ 101,857.35	\$ 2,262.52	1.61	\$ 4,956.29	3.53
23 KI-PRECOAT	\$ 103,456.82		\$ 103,456.82	\$ 2,753.67	1.61	\$ 5,120.14	3.00
24 KI-SEBREE MINING-KMMC	\$ 1,921.92		\$ 1,921.92	\$ 36.05	1.61	\$ 98.33	4.40
25 KI-SEBREE MINING-STEAMPORT-ALLIED	\$ 66,611.27		\$ 66,611.27	\$ 1,473.80	1.61	\$ 3,366.68	3.68
26 KI-SOUTHWIRE CO.	\$ 242,160.38		\$ 242,160.38	\$ 7,030.57	1.61	\$ 11,931.93	2.74
27 KI-TYSON FOODS	\$ 373,665.18		\$ 373,665.18	\$ 10,291.89	1.61	\$ 18,513.88	2.90
28 KI-VALLEY GRAIN	\$ 79,916.53		\$ 79,916.53	\$ 2,143.21	1.61	\$ 3,774.22	2.84
29							
30 SUBTOTAL INDUSTRIALS	\$ 4,506,832.59	\$ -	\$ 4,506,832.59	\$ 125,553.54	1.61	\$ 221,312.77	2.84
31							
32 JPI-SHELL OIL	\$ 32,396.16		\$ 32,396.16	\$ 588.42	1.61	\$ 1,660.96	4.55
33							
34 TOTAL INDUSTRIALS	\$ 4,539,228.75	\$ -	\$ 4,539,228.75	\$ 126,141.96	1.61	\$ 222,973.73	2.85
35							
36							
37 GRAND TOTAL	\$ 19,202,671.33	\$ 5.00	\$ 19,202,676.33	\$ 422,751.74	1.61	\$ 927,111.09	3.54

**Big Rivers Electric Corporation
 Monthly Billing Summary
 Sales to Electric Utilities
 September 2015**

	UNWIND SURCREDIT (US) \$	US MILLS/ KWH	NON SMELTER NON FAC PPA	NON SMELTER NON FAC PPA	NSNFPPA MILLS/ KWH	REVENUE \$	REVENUE MILLS/ KWH
1 SEPTEMBER 2015							
2							
3 JP RURALS	\$ -	0.00	\$ 53,493.20	\$ -	1.01	\$ 4,596,958.99	86.71
4 KENERGY RURALS	\$ -	0.00	\$ 97,733.58	\$ -	1.01	\$ 8,312,949.84	85.82
5 MEADE CO. RURALS	\$ -	0.00	\$ 34,315.23	\$ -	1.01	\$ 2,939,827.90	86.44
6							
7 TOTAL RURALS	\$ -	0.00	\$ 185,542.01	\$ -	1.01	\$ 15,849,736.73	86.19
8							
9 KI-ACCURIDE	\$ -	0.00	\$ 2,339.06	\$ -	1.01	\$ 160,521.01	69.24
10 KI-ALCOA	\$ -	0.00	\$ 33.18	\$ -	1.01	\$ 2,821.02	85.80
11 KI-ALERIS	\$ -	0.00	\$ 14,945.73	\$ -	1.01	\$ 937,478.23	63.29
12 KI-AMG ALUMINUM NORTH AMERICA	\$ -	0.00	\$ 495.69	\$ -	1.01	\$ 43,090.02	87.71
13 KI-ARMSTRONG - DOCK	\$ -	0.00	\$ 4,803.85	\$ -	1.01	\$ 342,547.03	71.95
14 KI-ARMSTRONG - EQUALITY	\$ -	0.00	\$ 1,377.53	\$ -	1.01	\$ 97,926.91	71.73
15 KI-ARMSTRONG - LEWIS	\$ -	0.00	\$ 300.21	\$ -	1.01	\$ 24,829.26	83.46
16 KI-ARMSTRONG - MIDWAY	\$ -	0.00	\$ 1,562.29	\$ -	1.01	\$ 119,736.74	77.33
17 KI-DOMTAR PAPER CO.	\$ -	0.00	\$ 9,988.82	\$ -	1.01	\$ 689,778.95	69.68
18 KI-DOTIKI #3	\$ -	0.00	\$ 13.65	\$ -	1.01	\$ 1,252.40	92.66
19 KI-ELK CREEK MINE - HOPKINS CO. COAL	\$ -	0.00	\$ 535.46	\$ -	1.01	\$ 31,379.31	59.13
20 KI-HOPKINS CO. COAL	\$ -	0.00	\$ 28.99	\$ -	1.01	\$ 2,349.70	81.79
21 KI-KIMBERLY-CLARK	\$ -	0.00	\$ 25,855.71	\$ -	1.01	\$ 1,518,926.91	69.28
22 KI-PENNYRILE ENERGY, LLC	\$ -	0.00	\$ 1,415.30	\$ -	1.01	\$ 110,491.46	78.77
23 KI-PRECOAT	\$ -	0.00	\$ 1,722.53	\$ -	1.01	\$ 113,053.16	66.22
24 KI-SEBREE MINING-KMMC	\$ -	0.00	\$ 22.55	\$ -	1.01	\$ 2,078.85	93.01
25 KI-SEBREE MINING-STEAMPORT-ALLIED	\$ -	0.00	\$ 921.82	\$ -	1.01	\$ 72,373.67	79.21
26 KI-SOUTHWIRE CO.	\$ -	0.00	\$ 4,397.92	\$ -	1.01	\$ 265,520.80	60.92
27 KI-TYSON FOODS	\$ -	0.00	\$ 6,438.02	\$ -	1.01	\$ 408,908.92	64.09
28 KI-VALLEY GRAIN	\$ -	0.00	\$ 1,340.67	\$ -	1.01	\$ 87,174.63	65.61
29							
30 SUBTOTAL INDUSTRIALS	\$ -	0.00	\$ 78,539.08	\$ -	1.01	\$ 4,932,237.98	63.37
31							
32 JPI-SHELL OIL	\$ -	0.00	\$ 368.08	\$ -	1.01	\$ 35,013.62	95.98
33							
34 TOTAL INDUSTRIALS	\$ -	0.00	\$ 78,907.16	\$ -	1.01	\$ 4,967,251.60	63.52
35							
36							
37 GRAND TOTAL	\$ -	0.00	\$ 264,449.17	\$ -	1.01	\$ 20,816,988.33	79.43

**Big Rivers Electric Corporation
Monthly Billing Summary
Sales to Electric Utilities
September 2015**

	MRSM \$	MRSM MILLS/ KWH	CN 2013-00199 MRSM TO OFF- SET BASE RATE INCREASE	MRSM - BASE RATE CREDIT MILLS/ KWH	REVENUE \$ NET OF MRSM \$ AND BASE RATE CREDIT \$	REV NET OF MRSM AND BASE RATE CREDIT MILLS/KWH
1 SEPTEMBER 2015						
2						
3 JP RURALS	\$ (354,108.01)	(6.68)	(650,717.35)	(12.27)	\$ 3,592,133.63	67.76
4 KENERGY RURALS	\$ (642,794.64)	(6.64)	(1,183,609.40)	(12.22)	\$ 6,486,545.80	66.97
5 MEADE CO. RURALS	\$ (226,715.54)	(6.67)	(416,870.74)	(12.26)	\$ 2,296,241.62	67.52
6						
7 TOTAL RURALS	\$ (1,223,618.19)	(6.65)	\$ (2,251,197.49)	(12.24)	\$ 12,374,921.05	67.30
8						
9 KI-ACCURIDE	\$ (13,894.46)	(5.99)	(18,661.51)	(8.05)	\$ 127,965.04	55.20
10 KI-ALCOA	\$ (183.65)	(5.59)	(264.68)	(8.05)	\$ 2,372.69	72.16
11 KI-ALERIS	\$ (84,213.77)	(5.69)	(119,239.98)	(8.05)	\$ 734,024.48	49.55
12 KI-AMG ALUMINUM NORTH AMERICA	\$ (3,377.66)	(6.88)	(3,954.72)	(8.05)	\$ 36,757.64	72.79
13 KI-ARMSTRONG - DOCK	\$ (28,433.66)	(5.97)	(38,326.05)	(8.05)	\$ 276,787.32	57.93
14 KI-ARMSTRONG - EQUALITY	\$ (8,143.13)	(5.96)	(10,990.18)	(8.05)	\$ 78,793.60	67.71
15 KI-ARMSTRONG - LEWIS	\$ (1,955.68)	(6.57)	(2,395.12)	(8.05)	\$ 20,478.46	68.83
16 KI-ARMSTRONG - MIDWAY	\$ (9,810.47)	(6.34)	(12,464.22)	(8.05)	\$ 97,461.05	62.95
17 KI-DOMTAR PAPER CO.	\$ (64,379.17)	(5.49)	(79,692.76)	(8.05)	\$ 455,707.02	46.03
18 KI-DOTIKI #3	\$ (97.43)	(7.20)	(108.92)	(8.05)	\$ 1,046.05	77.31
19 KI-ELK CREEK MINE - HOPKINS CO. COAL	\$ (2,883.38)	(5.43)	(4,271.97)	(8.05)	\$ 24,223.96	45.65
20 KI-HOPKINS CO. COAL	\$ (190.85)	(6.64)	(231.28)	(8.05)	\$ 1,927.57	67.09
21 KI-KIMBERLY-CLARK	\$ (140,360.12)	(5.48)	(206,281.89)	(8.05)	\$ 1,172,284.90	45.75
22 KI-PENNYRILE ENERGY, LLC	\$ (8,918.86)	(6.36)	(11,291.57)	(8.05)	\$ 90,281.03	64.36
23 KI-PRECOAT	\$ (9,942.80)	(5.82)	(13,742.72)	(8.05)	\$ 89,367.54	52.35
24 KI-SEBREE MINING-KMMC	\$ (161.47)	(7.22)	(179.92)	(8.05)	\$ 1,737.46	77.74
25 KI-SEBREE MINING-STEAMPORT-ALLIED	\$ (5,947.88)	(6.51)	(7,355.29)	(8.05)	\$ 59,070.50	64.65
26 KI-SOUTHWIRE CO.	\$ (24,245.23)	(5.56)	(35,087.45)	(8.05)	\$ 206,188.12	47.31
27 KI-TYSON FOODS	\$ (36,539.00)	(5.73)	(51,363.75)	(8.05)	\$ 321,006.17	50.31
28 KI-VALLEY GRAIN	\$ (7,527.83)	(5.67)	(10,696.12)	(8.05)	\$ 68,950.68	51.89
29						
30 SUBTOTAL INDUSTRIALS	\$ (441,206.60)	(5.67)	(626,600.10)	(8.05)	\$ 3,864,431.28	49.65
31						
32 JPI-SHELL OIL	\$ (2,691.52)	(7.38)	(2,936.64)	(8.05)	\$ 29,385.46	80.55
33						
34 TOTAL INDUSTRIALS	\$ (443,898.12)	(5.68)	\$ (629,536.74)	(8.05)	\$ 3,893,816.74	49.79
35						
36						
37 GRAND TOTAL	\$ (1,667,516.31)	(6.36)	\$ (2,880,734.23)	(10.99)	\$ 16,268,737.79	62.07

**Big Rivers Electric Corporation
 Monthly Billing Summary
 Sales to Electric Utilities
 October 2015**

	KW BILLED	KWH	DEMAND \$	BASE ENERGY \$	DEMAND \$ AND ENERGY \$	POWER FACTOR PENALTY (PFP) \$	BILLING ADJ
1 OCTOBER 2015							
2							
3 JP RURALS	84,659	43,003,590	\$ 1,168,717.50	\$ 1,985,161.55	\$ 3,103,879.05		
4 KENERGY RURALS	166,207	78,808,791	\$ 2,294,487.64	\$ 3,546,395.60	\$ 5,840,883.24		
5 MEADE CO. RURALS	56,140	29,717,880	\$ 775,012.70	\$ 1,337,304.60	\$ 2,112,317.30		
6							
7 TOTAL RURALS	307,006	151,530,261	\$ 4,238,217.84	\$ 6,818,861.75	\$ 11,057,079.59	\$ -	\$ -
8							
9 KI-ACCURIDE	5,209	2,112,770	\$ 55,814.44	\$ 80,390.90	\$ 136,205.34		
10 KI-ALCOA	55	34,040	\$ 589.33	\$ 1,295.22	\$ 1,884.55	\$ 771.48	\$ -
11 KI-ALERIS	26,677	15,439,618	\$ 285,844.06	\$ 587,477.46	\$ 873,321.52	\$ -	\$ -
12 KI-AMG ALUMINUM NORTH AMERICA	1,793	604,180	\$ 19,212.00	\$ 22,989.05	\$ 42,201.05	\$ -	\$ -
13 KI-ARMSTRONG - DOCK	11,025	4,889,120	\$ 118,132.88	\$ 186,031.02	\$ 304,163.90	\$ -	\$ 2,529.65
14 KI-ARMSTRONG - EQUALITY	3,182	1,442,915	\$ 34,095.13	\$ 54,902.92	\$ 88,998.05	\$ -	\$ 153.62
15 KI-ARMSTRONG - LEWIS	1,000	310,020	\$ 10,715.00	\$ 11,796.26	\$ 22,511.26	\$ -	\$ (1,850.70)
16 KI-ARMSTRONG - MIDWAY	4,684	1,704,670	\$ 50,189.06	\$ 64,862.69	\$ 115,051.75	\$ 1,135.79	\$ -
17 KI-DOMTAR PAPER CO.	15,000	11,160,000	\$ 160,725.00	\$ 424,638.00	\$ 585,363.00	\$ -	\$ -
18 KI-DOTIKI #3	60	11,230	\$ 642.90	\$ 427.30	\$ 1,070.20	\$ -	\$ -
19 KI-ELK CREEK MINE - HOPKINS CO. COAL	756	550,740	\$ 8,100.54	\$ 20,955.66	\$ 29,056.20	\$ 375.03	\$ -
20 KI-HOPKINS CO. COAL	100	34,390	\$ 1,071.50	\$ 1,308.54	\$ 2,380.04	\$ -	\$ -
21 KI-KIMBERLY-CLARK	36,547	25,774,370	\$ 391,601.11	\$ 980,714.78	\$ 1,372,315.89	\$ -	\$ -
22 KI-PENNYRILE ENERGY, LLC	4,200	1,728,940	\$ 45,003.00	\$ 65,786.17	\$ 110,789.17	\$ -	\$ -
23 KI-PRECOAT	3,606	2,016,490	\$ 38,638.29	\$ 76,727.44	\$ 115,365.73	\$ -	\$ -
24 KI-SEBREE MINING-KMMC	100	22,070	\$ 1,071.50	\$ 839.76	\$ 1,911.26	\$ -	\$ -
25 KI-SEBREE MINING-STEAMPORT-ALLIED	3,185	1,035,980	\$ 33,591.53	\$ 39,419.04	\$ 73,010.57	\$ -	\$ -
26 KI-SOUTHWIRE CO.	7,250	4,519,080	\$ 77,683.75	\$ 171,950.99	\$ 249,634.74	\$ -	\$ -
27 KI-TYSON FOODS	11,029	5,787,486	\$ 118,175.74	\$ 220,213.84	\$ 338,389.58	\$ -	\$ -
28 KI-VALLEY GRAIN	2,443	1,310,980	\$ 26,176.75	\$ 49,882.79	\$ 76,059.54	\$ 2,903.77	\$ -
29							
30 SUBTOTAL INDUSTRIALS	137,851	80,489,089	\$ 1,477,073.51	\$ 3,062,609.83	\$ 4,539,683.34	\$ 5,186.07	\$ 832.57
31							
32 JPI-SHELL OIL	1,760	283,160	\$ 18,858.40	\$ 10,774.24	\$ 29,632.64	\$ -	\$ -
33							
34 TOTAL INDUSTRIALS	139,611	80,772,249	\$ 1,495,931.91	\$ 3,073,384.07	\$ 4,569,315.98	\$ 5,186.07	\$ 832.57
35							
36							
37 GRAND TOTAL	446,617	232,302,510	\$ 5,734,149.75	\$ 9,892,245.82	\$ 15,626,395.57	\$ 5,186.07	\$ 832.57

**Big Rivers Electric Corporation
 Monthly Billing Summary
 Sales to Electric Utilities
 October 2015**

	DEMAND \$ ENERGY \$ AND PFP \$	GREEN POWER \$	DEMAND \$ ENERGY \$ PFP & AND GREEN POWER \$	FUEL ADJUSTMENT CLAUSE \$	FAC MILLS/ KWH	ES \$	ES MILLS/ KWH
1 OCTOBER 2015							
2							
3 JP RURALS	\$ 3,103,879.05	\$ 5.00	\$ 3,103,884.05	\$ 113,013.43	2.63	\$ 154,649.41	3.60
4 KENERGY RURALS	\$ 5,840,883.24	\$ -	\$ 5,840,883.24	\$ 207,109.50	2.63	\$ 288,917.18	3.67
5 MEADE CO. RURALS	\$ 2,112,317.30	\$ -	\$ 2,112,317.30	\$ 78,098.59	2.63	\$ 104,292.15	3.51
6							
7 TOTAL RURALS	\$ 11,057,079.59	\$ 5.00	\$ 11,057,084.59	\$ 398,221.52	2.63	\$ 547,858.74	3.62
8							
9 KI-ACCURIDE	\$ 136,205.34		\$ 136,205.34	\$ 5,552.36	2.63	\$ 7,602.52	3.60
10 KI-ALCOA	\$ 2,656.03		\$ 2,656.03	\$ 89.46	2.63	\$ 106.11	3.12
11 KI-ALERIS	\$ 873,321.52		\$ 873,321.52	\$ 40,575.32	2.63	\$ 49,109.63	3.18
12 KI-AMG ALUMINUM NORTH AMERICA	\$ 42,201.05		\$ 42,201.05	\$ 1,587.79	2.63	\$ 2,345.83	3.88
13 KI-ARMSTRONG - DOCK	\$ 306,693.55		\$ 306,693.55	\$ 12,848.61	2.63	\$ 17,010.27	3.48
14 KI-ARMSTRONG - EQUALITY	\$ 89,151.67		\$ 89,151.67	\$ 3,791.98	2.63	\$ 4,979.56	3.45
15 KI-ARMSTRONG - LEWIS	\$ 20,660.56		\$ 20,660.56	\$ 814.73	2.63	\$ 1,248.98	4.03
16 KI-ARMSTRONG - MIDWAY	\$ 116,187.54		\$ 116,187.54	\$ 4,479.87	2.63	\$ 6,406.43	3.76
17 KI-DOMTAR PAPER CO.	\$ 585,363.00		\$ 585,363.00	\$ 29,328.48	2.63	\$ 33,072.71	2.96
18 KI-DOTIKI #3	\$ 1,070.20		\$ 1,070.20	\$ 29.51	2.63	\$ 58.70	5.23
19 KI-ELK CREEK MINE - HOPKINS CO. COAL	\$ 29,431.23		\$ 29,431.23	\$ 1,447.34	2.63	\$ 1,641.04	2.98
20 KI-HOPKINS CO. COAL	\$ 2,380.04		\$ 2,380.04	\$ 90.38	2.63	\$ 132.36	3.85
21 KI-KIMBERLY-CLARK	\$ 1,372,315.89		\$ 1,372,315.89	\$ 67,735.04	2.63	\$ 77,460.40	3.01
22 KI-PENNYRILE ENERGY, LLC	\$ 110,789.17		\$ 110,789.17	\$ 4,543.65	2.63	\$ 6,185.88	3.58
23 KI-PRECOAT	\$ 115,365.73		\$ 115,365.73	\$ 5,299.34	2.63	\$ 6,482.94	3.21
24 KI-SEBREE MINING-KMMC	\$ 1,911.26		\$ 1,911.26	\$ 58.00	2.63	\$ 105.22	4.77
25 KI-SEBREE MINING-STEAMPORT-ALLIED	\$ 73,010.57		\$ 73,010.57	\$ 2,722.56	2.63	\$ 4,056.65	3.92
26 KI-SOUTHWIRE CO.	\$ 249,634.74		\$ 249,634.74	\$ 11,376.14	2.63	\$ 14,058.07	3.11
27 KI-TYSON FOODS	\$ 338,389.58		\$ 338,389.58	\$ 15,209.51	2.63	\$ 18,991.25	3.28
28 KI-VALLEY GRAIN	\$ 78,963.31		\$ 78,963.31	\$ 3,445.26	2.63	\$ 4,270.59	3.26
29							
30 SUBTOTAL INDUSTRIALS	\$ 4,545,701.98	\$ -	\$ 4,545,701.98	\$ 211,525.33	2.63	\$ 255,325.14	3.17
31							
32 JPI-SHELL OIL	\$ 29,632.64		\$ 29,632.64	\$ 744.14	2.63	\$ 1,620.08	5.72
33							
34 TOTAL INDUSTRIALS	\$ 4,575,334.62	\$ -	\$ 4,575,334.62	\$ 212,269.47	2.63	\$ 256,945.22	3.18
35							
36							
37 GRAND TOTAL	\$ 15,632,414.21	\$ 5.00	\$ 15,632,419.21	\$ 610,490.99	2.63	\$ 804,803.96	3.46

**Big Rivers Electric Corporation
Monthly Billing Summary
Sales to Electric Utilities
October 2015**

	UNWIND SURCREDIT (US) \$	US MILLS/ KWH	NON SMELTER NON FAC PPA	NON SMELTER NON FAC PPA	NSNFPPA MILLS/ KWH	REVENUE \$	REVENUE MILLS/ KWH
1 OCTOBER 2015							
2							
3 JP RURALS	\$ -	0.00	\$ 43,390.62	\$ -	1.01	\$ 3,414,937.51	79.41
4 KENERGY RURALS	\$ -	0.00	\$ 79,518.07	\$ -	1.01	\$ 6,416,427.99	81.42
5 MEADE CO. RURALS	\$ -	0.00	\$ 29,985.34	\$ -	1.01	\$ 2,324,693.38	78.23
6							
7 TOTAL RURALS	\$ -	0.00	\$ 152,894.03	\$ -	1.01	\$ 12,156,058.88	80.22
8							
9 KI-ACCURIDE	\$ -	0.00	\$ 2,131.78	\$ -	1.01	\$ 151,492.00	71.70
10 KI-ALCOA	\$ -	0.00	\$ 34.35	\$ -	1.01	\$ 2,885.95	84.78
11 KI-ALERIS	\$ -	0.00	\$ 15,578.57	\$ -	1.01	\$ 978,585.04	63.38
12 KI-AMG ALUMINUM NORTH AMERICA	\$ -	0.00	\$ 609.62	\$ -	1.01	\$ 46,744.29	77.37
13 KI-ARMSTRONG - DOCK	\$ -	0.00	\$ 4,933.12	\$ -	1.01	\$ 341,485.55	69.85
14 KI-ARMSTRONG - EQUALITY	\$ -	0.00	\$ 1,455.90	\$ -	1.01	\$ 99,379.11	68.87
15 KI-ARMSTRONG - LEWIS	\$ -	0.00	\$ 312.81	\$ -	1.01	\$ 23,037.08	74.31
16 KI-ARMSTRONG - MIDWAY	\$ -	0.00	\$ 1,720.01	\$ -	1.01	\$ 128,793.85	75.55
17 KI-DOMTAR PAPER CO.	\$ -	0.00	\$ 11,260.44	\$ -	1.01	\$ 659,024.63	59.05
18 KI-DOTIKI #3	\$ -	0.00	\$ 11.33	\$ -	1.01	\$ 1,169.74	104.16
19 KI-ELK CREEK MINE - HOPKINS CO. COAL	\$ -	0.00	\$ 555.70	\$ -	1.01	\$ 33,075.31	60.06
20 KI-HOPKINS CO. COAL	\$ -	0.00	\$ 34.70	\$ -	1.01	\$ 2,637.48	76.69
21 KI-KIMBERLY-CLARK	\$ -	0.00	\$ 26,006.34	\$ -	1.01	\$ 1,543,517.67	59.89
22 KI-PENNYRILE ENERGY, LLC	\$ -	0.00	\$ 1,744.50	\$ -	1.01	\$ 123,263.20	71.29
23 KI-PRECOAT	\$ -	0.00	\$ 2,034.64	\$ -	1.01	\$ 129,182.65	64.06
24 KI-SEBREE MINING-KMMC	\$ -	0.00	\$ 22.27	\$ -	1.01	\$ 2,096.75	95.00
25 KI-SEBREE MINING-STEAMPORT-ALLIED	\$ -	0.00	\$ 1,045.30	\$ -	1.01	\$ 80,835.08	78.03
26 KI-SOUTHWIRE CO.	\$ -	0.00	\$ 4,559.75	\$ -	1.01	\$ 280,128.70	61.99
27 KI-TYSON FOODS	\$ -	0.00	\$ 5,839.57	\$ -	1.01	\$ 378,429.91	65.39
28 KI-VALLEY GRAIN	\$ -	0.00	\$ 1,322.78	\$ -	1.01	\$ 88,001.94	67.13
29							
30 SUBTOTAL INDUSTRIALS	\$ -	0.00	\$ 81,213.48	\$ -	1.01	\$ 5,093,765.93	63.29
31							
32 JPI-SHELL OIL	\$ -	0.00	\$ 285.71	\$ -	1.01	\$ 32,282.57	114.01
33							
34 TOTAL INDUSTRIALS	\$ -	0.00	\$ 81,499.19	\$ -	1.01	\$ 5,126,048.50	63.46
35							
36							
37 GRAND TOTAL	\$ -	0.00	\$ 234,393.22	\$ -	1.01	\$ 17,282,107.38	74.39

**Big Rivers Electric Corporation
 Monthly Billing Summary
 Sales to Electric Utilities
 October 2015**

	MRSM \$	MRSM MILLS/ KWH	CN 2013-00199 MRSM TO OFF- SET BASE RATE INCREASE	MRSM - BASE RATE CREDIT MILLS/ KWH	REVENUE \$ NET OF MRSM \$ AND BASE RATE CREDIT \$	REV NET OF MRSM AND BASE RATE CREDIT MILLS/KWH
1 OCTOBER 2015						
2						
3 JP RURALS	\$ (319,783.18)	(7.44)	\$ (333,304.99)	(7.75)	\$ 2,761,849.34	64.22
4 KENERGY RURALS	\$ (591,542.92)	(7.51)	\$ (659,308.28)	(8.37)	\$ 5,165,576.79	65.55
5 MEADE CO. RURALS	\$ (218,408.80)	(7.35)	\$ (246,511.67)	(8.30)	\$ 1,859,772.91	62.58
6						
7 TOTAL RURALS	\$ (1,129,734.90)	(7.46)	\$ (1,239,124.94)	(8.18)	\$ 9,787,199.04	64.59
8						
9 KI-ACCURIDE	\$ (15,715.56)	(7.44)	\$ -	0.00	\$ 135,776.44	64.26
10 KI-ALCOA	\$ (236.83)	(6.96)	\$ -	0.00	\$ 2,649.12	77.82
11 KI-ALERIS	\$ (108,397.77)	(7.02)	\$ -	0.00	\$ 870,187.27	56.36
12 KI-AMG ALUMINUM NORTH AMERICA	\$ (4,665.89)	(7.72)	\$ -	0.00	\$ 42,078.40	69.65
13 KI-ARMSTRONG - DOCK	\$ (35,784.49)	(7.32)	\$ -	0.00	\$ 305,701.06	62.53
14 KI-ARMSTRONG - EQUALITY	\$ (10,520.35)	(7.29)	\$ -	0.00	\$ 88,858.76	61.58
15 KI-ARMSTRONG - LEWIS	\$ (2,439.45)	(7.87)	\$ -	0.00	\$ 20,597.63	66.44
16 KI-ARMSTRONG - MIDWAY	\$ (12,952.36)	(7.60)	\$ -	0.00	\$ 115,841.49	67.96
17 KI-DOMTAR PAPER CO.	\$ (75,927.11)	(6.80)	\$ -	0.00	\$ 583,097.52	52.25
18 KI-DOTIKI #3	\$ (101.82)	(9.07)	\$ -	0.00	\$ 1,067.92	95.10
19 KI-ELK CREEK MINE - HOPKINS CO. COAL	\$ (3,755.88)	(6.82)	\$ -	0.00	\$ 29,319.43	53.24
20 KI-HOPKINS CO. COAL	\$ (264.42)	(7.69)	\$ -	0.00	\$ 2,373.06	69.00
21 KI-KIMBERLY-CLARK	\$ (176,433.98)	(6.85)	\$ -	0.00	\$ 1,367,083.69	53.04
22 KI-PENNYRILE ENERGY, LLC	\$ (12,825.01)	(7.42)	\$ -	0.00	\$ 110,438.19	63.88
23 KI-PRECOAT	\$ (14,226.27)	(7.05)	\$ -	0.00	\$ 114,956.38	57.01
24 KI-SEBREE MINING-KMMC	\$ (189.97)	(8.61)	\$ -	0.00	\$ 1,906.78	86.40
25 KI-SEBREE MINING-STEAMPORT-ALLIED	\$ (8,034.82)	(7.76)	\$ -	0.00	\$ 72,800.26	70.27
26 KI-SOUTHWIRE CO.	\$ (31,411.33)	(6.95)	\$ -	0.00	\$ 248,717.37	55.04
27 KI-TYSON FOODS	\$ (41,215.20)	(7.12)	\$ -	0.00	\$ 337,214.71	58.27
28 KI-VALLEY GRAIN	\$ (9,304.76)	(7.10)	\$ -	0.00	\$ 78,697.18	60.03
29						
30 SUBTOTAL INDUSTRIALS	\$ (564,403.27)	(7.01)	\$ -	0.00	\$ 4,529,362.66	56.27
31						
32 JPI-SHELL OIL	\$ (2,707.41)	(9.56)	\$ -	0.00	\$ 29,575.16	104.45
33						
34 TOTAL INDUSTRIALS	\$ (567,110.68)	(7.02)	\$ -	0.00	\$ 4,558,937.82	56.44
35						
36						
37 GRAND TOTAL	\$ (1,696,845.58)	(7.30)	\$ (1,239,124.94)	(5.33)	\$ 14,346,136.86	61.76

**Big Rivers Electric Corporation
 Monthly Billing Summary
 Others
 May 2015**

1 MAY 2015	KWH	AMOUNT	REVENUE \$ MILLS/KWH
2			
3 SPECIAL SALES TO RUS BORROWERS:			
4			
5 KENERGY-DOMTAR COGEN	4,122,306	\$ 155,302.62	37.67
6			
7 TOTAL SPECIAL SALES TO RUS BORROWERS	4,122,306	\$ 155,302.62	37.67
8			
9			
10			
11 TO OTHER THAN RUS BORROWERS:			
12			
13 CALPINE ENERGY SERVICES-CAPACITY SALES		\$ 38,210.40	
14 HENDERSON MUNICIPAL POWER & LIGHT			
15 HOOSIER ENERGY REC	38,400,000	\$ 1,334,400.00	34.75
16 HOOSIER ENERGY REC-CAPACITY SALES		\$ 45,000.00	
17 MISO	465,192,494	\$ 13,375,868.56	28.75
18 NEXTRA ENERGY POWER MARKETING	64,000,000	\$ 2,848,000.00	44.50
19 PJM		\$ 238.41	
20			
21 TOTAL TO OTHER THAN RUS BORROWERS	567,592,494	\$ 17,641,717.37	31.08
22			
23			
24 TOTAL	<u>571,714,800</u>	<u>\$ 17,797,019.99</u>	<u>31.13</u>

**Big Rivers Electric Corporation
Monthly Billing Summary
Others
June 2015**

1 JUNE 2015	KWH	AMOUNT	REVENUE \$ MILLS/KWH
2			
3 SPECIAL SALES TO RUS BORROWERS:			
4			
5 KENERGY-DOMTAR COGEN	4,957,131	\$ 164,313.81	33.15
6			
7 TOTAL SPECIAL SALES TO RUS BORROWERS	4,957,131	\$ 164,313.81	33.15
8			
9			
10			
11 TO OTHER THAN RUS BORROWERS:			
12			
13 ADM INVESTOR SERVICES		\$ (18,515.00)	
14 CALPINE ENERGY SERVICES-CAPACITY SALES		\$ (35,026.20)	
15 CARGILL POWER MARKETS	35,200,000	\$ 1,349,820.00	38.35
16 EDF TRADING-CAPACITY SALES		\$ 150,000.00	
17 HENDERSON MUNICIPAL POWER & LIGHT			
18 HOOSIER ENERGY REC	1,600,000	\$ 49,200.00	30.75
19 HOOSIER ENERGY REC-CAPACITY SALES		\$ 150,000.00	
20 INDIANA MUNICIPAL POWER AGENCY-CAPACITY SALES		\$ 200,000.00	
21 INDIANAPOLIS POWER & LIGHT-CAPACITY SALES		\$ 150,015.00	
22 MISO	410,395,672	\$ 10,665,780.42	25.99
23 NEXTRA ENERGY POWER MARKETING	70,400,000	\$ 3,132,800.00	44.50
24 PJM		\$ 104.78	
25			
26 TOTAL TO OTHER THAN RUS BORROWERS	517,595,672	\$ 15,794,179.00	30.51
27			
28			
29 TOTAL	<u>522,552,803</u>	<u>\$ 15,958,492.81</u>	<u>30.54</u>

**Big Rivers Electric Corporation
Monthly Billing Summary
Others
July 2015**

1 JULY 2015	KWH	AMOUNT	REVENUE \$ MILLS/KWH
2			
3 SPECIAL SALES TO RUS BORROWERS:			
4			
5 KENERGY-DOMTAR COGEN	4,933,751	\$ 167,279.28	33.91
6			
7 TOTAL SPECIAL SALES TO RUS BORROWERS	4,933,751	\$ 167,279.28	33.91
8			
9			
10			
11 TO OTHER THAN RUS BORROWERS:			
12			
13 ADM INVESTOR SERVICES		\$ 1,474,987.50	
14 BP ENERGY-CAPACITY SALES		\$ 105,600.00	
15 CALPINE ENERGY SERVICES-CAPACITY SALES		\$ 3,184.20	
16 CARGILL POWER MARKETS			
17 DAIRYLAND POWER COOPERATIVE-CAPACITY SALES		\$ 5,000.00	
18 EDF TRADING-CAPACITY SALES		\$ 150,000.00	
19 HENDERSON MUNICIPAL POWER & LIGHT			
20 HOOSIER ENERGY REC			
21 HOOSIER ENERGY REC-CAPACITY SALES		\$ 150,000.00	
22 INDIANA MUNICIPAL POWER AGENCY-CAPACITY SALES		\$ 200,000.00	
23 INDIANAPOLIS POWER & LIGHT-CAPACITY SALES		\$ 150,015.00	
24 MISO	344,636,415	\$ 9,769,690.88	28.35
25 NEXTRA ENERGY POWER MARKETING	110,400,000	\$ 4,883,360.00	44.23
26 PJM			
27			
28 TOTAL TO OTHER THAN RUS BORROWERS	455,036,415	\$ 16,891,837.58	37.12
29			
30			
31 TOTAL	459,970,166	\$ 17,059,116.86	37.09

**Big Rivers Electric Corporation
Monthly Billing Summary
Others
August 2015**

1 AUGUST 2015	KWH	AMOUNT	REVENUE \$ MILLS/KWH
2			
3 SPECIAL SALES TO RUS BORROWERS:			
4			
5 KENERGY-DOMTAR COGEN	12,298,712	\$ 386,776.14	31.45
6			
7 TOTAL SPECIAL SALES TO RUS BORROWERS	12,298,712	\$ 386,776.14	31.45
8			
9			
10			
11 TO OTHER THAN RUS BORROWERS:			
12			
13 ADM INVESTOR SERVICES			
14 BP ENERGY-CAPACITY SALES		\$ 105,600.00	
15 CALPINE ENERGY SERVICES-CAPACITY SALES		\$ 3,184.20	
16 CARGILL POWER MARKETS			
17 DAIRYLAND POWER COOPERATIVE-CAPACITY SALES			
18 EDF TRADING-CAPACITY SALES		\$ 150,000.00	
19 HENDERSON MUNICIPAL POWER & LIGHT			
20 HOOSIER ENERGY REC			
21 HOOSIER ENERGY REC-CAPACITY SALES		\$ 150,000.00	
22 INDIANA MUNICIPAL POWER AGENCY-CAPACITY SALES		\$ 200,000.00	
23 INDIANAPOLIS POWER & LIGHT-CAPACITY SALES		\$ 150,015.00	
24 MISO	293,653,460	\$ 7,903,479.31	26.91
25 NEXTRA ENERGY POWER MARKETING	100,800,000	\$ 4,458,720.00	44.23
26 PJM			
27			
28 TOTAL TO OTHER THAN RUS BORROWERS	394,453,460	\$ 13,120,998.51	33.26
29			
30			
31 TOTAL	<u>406,752,172</u>	<u>\$ 13,507,774.65</u>	<u>33.21</u>

**Big Rivers Electric Corporation
 Monthly Billing Summary
 Others
 September 2015**

1 SEPTEMBER 2015	KWH	AMOUNT	REVENUE \$ MILLS/KWH
2			
3 SPECIAL SALES TO RUS BORROWERS:			
4			
5 KENERGY-DOMTAR COGEN	11,627,011	\$ 429,124.33	36.91
6			
7 TOTAL SPECIAL SALES TO RUS BORROWERS	11,627,011	\$ 429,124.33	36.91
8			
9			
10			
11 TO OTHER THAN RUS BORROWERS:			
12			
13 ADM INVESTOR SERVICES		\$ 881,892.50	
14 BP ENERGY-CAPACITY SALES			
15 CALPINE ENERGY SERVICES-CAPACITY SALES		\$ 3,184.20	
16 CARGILL POWER MARKETS		\$ 100.00	
17 DAIRYLAND POWER COOPERATIVE-CAPACITY SALES			
18 EDF TRADING	33,600,000	\$ 1,142,400.00	34.00
19 EDF TRADING-CAPACITY SALES		\$ 150,000.00	
20 HENDERSON MUNICIPAL POWER & LIGHT			
21 HOOSIER ENERGY REC			
22 HOOSIER ENERGY REC-CAPACITY SALES		\$ 150,000.00	
23 INDIANA MUNICIPAL POWER AGENCY-CAPACITY SALES		\$ 200,000.00	
24 INDIANAPOLIS POWER & LIGHT-CAPACITY SALES		\$ 150,015.00	
25 MISO	247,308,672	\$ 6,757,424.49	27.32
26 NEXTRA ENERGY POWER MARKETING	67,200,000	\$ 2,990,400.00	44.50
27 PJM			
28			
29 TOTAL TO OTHER THAN RUS BORROWERS	348,108,672	\$ 12,425,416.19	35.69
30			
31			
32 TOTAL	<u>359,735,683</u>	<u>\$ 12,854,540.52</u>	<u>35.73</u>

**Big Rivers Electric Corporation
Monthly Billing Summary
Others
October 2015**

1 OCTOBER 2015	KWH	AMOUNT	REVENUE \$ MILLS/KWH
2			
3 SPECIAL SALES TO RUS BORROWERS:			
4			
5 KENERGY-DOMTAR COGEN	22,209,127	\$ 661,852.58	29.80
6			
7 TOTAL SPECIAL SALES TO RUS BORROWERS	22,209,127	\$ 661,852.58	29.80
8			
9			
10			
11 TO OTHER THAN RUS BORROWERS:			
12			
13 ADM INVESTOR SERVICES		\$ 132,842.00	
14 BP ENERGY-CAPACITY SALES			
15 CALPINE ENERGY SERVICES-CAPACITY SALES		\$ 3,184.20	
16 CARGILL POWER MARKETS			
17 DAIRYLAND POWER COOPERATIVE-CAPACITY SALES		\$ 1,170.00	
18 EDF TRADING			
19 EDF TRADING-CAPACITY SALES		\$ 150,000.00	
20 HENDERSON MUNICIPAL POWER & LIGHT			
21 HOOSIER ENERGY REC			
22 HOOSIER ENERGY REC-CAPACITY SALES		\$ 150,000.00	
23 INDIANA MUNICIPAL POWER AGENCY-CAPACITY SALES		\$ 200,000.00	
24 INDIANAPOLIS POWER & LIGHT-CAPACITY SALES		\$ 150,015.00	
25 MISO	206,166,119	\$ 5,538,832.91	26.87
26 NEXTRA ENERGY POWER MARKETING	144,800,000	\$ 5,403,600.00	37.32
27 PJM			
28			
29 TOTAL TO OTHER THAN RUS BORROWERS	350,966,119	\$ 11,729,644.11	33.42
30			
31			
32 TOTAL	<u>373,175,246</u>	<u>\$ 12,391,496.69</u>	<u>33.21</u>

**BIG RIVERS ELECTRIC CORPORATION
AN EXAMINATION OF THE APPLICATION OF THE FUEL
ADJUSTMENT CLAUSE OF BIG RIVERS ELECTRIC CORPORATION
FROM MAY 1, 2015 THROUGH OCTOBER 31, 2015
CASE NO. 2016-00006**

**Response to Commission Staff's Request for Information
dated February 5, 2016**

February 19, 2016

1 **Item 7)** *List Big Rivers' scheduled, actual, and forced outages from*
2 *May 1, 2015, through October 31, 2015.*

3

4 **Response)** Please see the attached summary for the requested information
5 regarding scheduled ("S"), actual ("A"), and forced ("F") outages.

6

7

8 **Witness)** Lawrence V. Baronowsky

9

10

**Big Rivers Electric Corporation
 Scheduled ("S"), Actual ("A"), and Forced ("F") Outages
 May 1, 2015 thru October 31, 2015**

Big Rivers Electric Corporation
 Reid Station Unit #1 - Coal - 65MW Net
 May 1, 2015 thru October 31, 2015

Schedule vs. Actual

MONTH	TYPE	MAINTENANCE				HOURS OF DURATION			REASON FOR DEVIATION FROM SCHEDULED MAINTENANCE OR REASON FOR FORCED OUTAGE AS APPROPRIATE
		Scheduled		Actual		Scheduled	Forced	Actual	
		FROM	TO	FROM	TO				
May	No Outages								This unit was on reserve standby for the entire reporting period and was not dispatched by MISO for service.
June	No Outages								
July	No Outages								
August	No Outages								
September	No Outages								
October	No Outages								

**Big Rivers Electric Corporation
Scheduled ("S"), Actual ("A"), and Forced ("F") Outages
May 1, 2015 thru October 31, 2015**

Big Rivers Electric Corporation
Reid Station Unit #2 - Combustion Turbine - Oil/Gas - 65MW Net
May 1, 2015 thru October 31, 2015

Schedule vs. Actual

MONTH	TYPE	MAINTENANCE				HOURS OF DURATION			REASON FOR DEVIATION FROM SCHEDULED MAINTENANCE OR REASON FOR FORCED OUTAGE AS APPROPRIATE
		Scheduled		Actual		Scheduled	Forced	Actual	
		FROM	TO	FROM	TO				
May		No Outages							
June	F			6/7/2015 16:34	6/7/2015 16:56		0:22		A starting failure was declared when the unit did not tie on line within the allotted fifteen minute time limit.
June	F			6/7/2015 17:35	6/7/2015 22:00		4:25		The unit was removed from reserve standby status to repair one of the cooling tower fan motors.
June	F			6/10/2015 10:00	6/11/2015 21:00		35:00		The unit was removed from reserve standby status to repair one of the cooling water pump motors.
June	F			6/14/2015 15:00	6/14/2015 16:45		1:45		A starting failure was declared when the unit did not tie on line within the allotted fifteen minute time limit.
June	S;A	6/19/2015 5:00	6/19/2015 17:00	6/19/2015 5:00	6/19/2015 17:30	12:00		12:30	The unit was removed from reserve standby status to repair a gas leak on one of the combustion can flanges.
June	F			6/20/2015 15:49	6/22/2015 12:32		44:43		A starting failure was declared when the unit did not tie on line within the allotted fifteen minute time limit. The unit was then removed from reserve standby status to repair the generator sync check relay.

**Big Rivers Electric Corporation
Scheduled ("S"), Actual ("A"), and Forced ("F") Outages
May 1, 2015 thru October 31, 2015**

Big Rivers Electric Corporation
Reid Station Unit #2 - Combustion Turbine - Oil/Gas - 65MW Net
May 1, 2015 thru October 31, 2015

Schedule vs. Actual

MONTH	TYPE	MAINTENANCE				HOURS OF DURATION			REASON FOR DEVIATION FROM SCHEDULED MAINTENANCE OR REASON FOR FORCED OUTAGE AS APPROPRIATE
		Scheduled		Actual		Scheduled	Forced	Actual	
		FROM	TO	FROM	TO				
July	S,A	7/2/2015 8:00	7/2/2015 10:00	7/2/2015 8:00	7/2/2015 10:00	2:00		2:00	The unit was removed from reserve standby status to inspect the generator breaker due to recent starting failures.
July	F			7/11/2015 12:25	7/11/2015 13:26			1:01	A starting failure was declared when the unit did not tie on line within the allotted fifteen minute time limit.
July	F			7/16/2015 14:01	7/16/2015 14:49			0:48	A starting failure was declared when the unit did not tie on line within the allotted fifteen minute time limit.
July	F			7/21/2015 12:53	7/21/2015 13:25			0:32	The unit was tripped by the operator due to voltage regulator issues. The voltage dropped to zero (0) and frequency increased to 65 Hz.
August	S,A	8/11/2015 9:00	8/12/2015 0:00	8/11/2015 9:00	8/12/2015 0:00	15:00		15:00	The unit was removed from reserve standby status to allow Texas Gas to work on the gas supply main.

**Big Rivers Electric Corporation
Scheduled ("S"), Actual ("A"), and Forced ("F") Outages
May 1, 2015 thru October 31, 2015**

Big Rivers Electric Corporation
Reid Station Unit #2 - Combustion Turbine - Oil/Gas - 65MW Net
May 1, 2015 thru October 31, 2015

Schedule vs. Actual

MONTH	TYPE	MAINTENANCE				HOURS OF DURATION			REASON FOR DEVIATION FROM SCHEDULED MAINTENANCE OR REASON FOR FORCED OUTAGE AS APPROPRIATE
		Scheduled		Actual		Scheduled	Forced	Actual	
		FROM	TO	FROM	TO				
September	F			9/4/2015 14:29	9/4/2015 15:00		0:31		A starting failure was declared when the unit did not tie on line within the allotted fifteen minute time limit.
September	F			9/17/2015 14:57	9/22/2015 19:05		124:08		A starting failure was declared when the unit did not tie on line within the allotted fifteen minute time limit. The unit was then removed from reserve standby status to repair the generator breaker due to recent starting failures. The breaker was sent to GE's service shop for reconditioning.
September	F			9/24/2015 7:45	----->		160:15		The unit was removed from reserve standby status to allow testing of the generator and voltage regulator. Testing revealed a shorted field winding and the generator was disassembled to send the field for repairs.
October	F			----->	----->		744:00		The unit is expected to return to service on April 5, 2016 at 16:00.

**Big Rivers Electric Corporation
Scheduled ("S"), Actual ("A"), and Forced ("F") Outages
May 1, 2015 thru October 31, 2015**

Big Rivers Electric Corporation
Henderson Station Two - Unit #1 - Coal - 153MW Net
May 1, 2015 thru October 31, 2015

Schedule vs. Actual

MONTH	TYPE	MAINTENANCE				HOURS OF DURATION			REASON FOR DEVIATION FROM SCHEDULED MAINTENANCE OR REASON FOR FORCED OUTAGE AS APPROPRIATE
		Scheduled		Actual		Scheduled	Forced	Actual	
		FROM	TO	FROM	TO				
May	S,A	5/20/2015 0:00	5/23/2015 0:00	5/20/2015 0:53	5/23/2015 11:00	72:00		82:07	The unit was removed from service to wash the air heaters and clean the SCR catalyst. Due to difficulties cleaning the catalyst the unit was returned to reserve standby status 10 hours behind schedule. The unit was returned to service on 5/25/2015 at 12:50.
June	F			6/9/2015 0:41	6/14/2015 15:33			134:52	The unit was removed from service to repair a tube leak in the boiler penthouse.
July		No Outages							
August		No Outages							
September		No Outages							
October	F			10/27/2015 23:18	10/28/2015 4:16			4:58	The unit tripped offline due to wet fuel plugging the pulverizer inlets which allowed the burners to flame out.

**Big Rivers Electric Corporation
Scheduled ("S"), Actual ("A"), and Forced ("F") Outages
May 1, 2015 thru October 31, 2015**

Big Rivers Electric Corporation
Henderson Station Two - Unit #2 - Coal - 159MW Net
May 1, 2015 thru October 31, 2015

Schedule vs. Actual

MONTH	TYPE	MAINTENANCE				HOURS OF DURATION			REASON FOR DEVIATION FROM SCHEDULED MAINTENANCE OR REASON FOR FORCED OUTAGE AS APPROPRIATE
		Scheduled		Actual		Scheduled	Forced	Actual	
		FROM	TO	FROM	TO				
May	S,A	----->	5/1/2015 0:00	----->	5/2/2015 6:58	0:00		30:58	On 3/14/2015 at 00:34 the unit was removed from service for a forty-eight day planned maintenance outage. The unit was returned to service on 2-May-2015 at 06:58, thirty hours and fifty-eight minutes behind schedule because the left side turbine reheat stop valve failed to open.
	F			5/2/2015 7:31	5/2/2015 9:17			1:46	The unit tripped off line on reverse power relay while transferring from start up power to auxiliary power. The "B" side 480 V load center tripped shutting down "B" air heater and "B1" coal feeder.
	F			5/13/2015 8:57	5/15/2015 20:00			59:03	The unit tripped off line due to a water wall tube leak.
June		No outages							
July	F			7/18/2015 1:03	----->			334:57	The unit tripped off line due to a short in the generator windings. The generator stator and field will both need to be rewound.
August	F			----->	----->			744:00	
September	F			----->	----->			720:00	
October	F			----->	----->			744:00	After a series of starts and trips to correct high vibration at number seven bearing the unit was returned to service on December 15, 2015 at 18:27 .

**Big Rivers Electric Corporation
Scheduled ("S"), Actual ("A"), and Forced ("F") Outages
May 1, 2015 thru October 31, 2015**

Big Rivers Electric Corporation
Green Station Unit #1 - Coal/Pet coke - 231MW Net
May 1, 2015 thru October 31, 2015

Schedule vs. Actual

MONTH	TYPE	MAINTENANCE				HOURS OF DURATION			REASON FOR DEVIATION FROM SCHEDULED MAINTENANCE OR REASON FOR FORCED OUTAGE AS APPROPRIATE
		Scheduled		Actual		Scheduled	Forced	Actual	
		FROM	TO	FROM	TO				
May	F			5/17/2015 10:35	5/19/2015 1:41		39:06		The unit tripped off line due to a water wall tube leak on the east wall just above the seventh floor.
June	S,A	6/24/2015 22:00	6/26/2015 22:00	6/24/2015 21:40	6/26/2015 19:22	48:00		45:42	The unit was removed from service to repair holes in the ID Fan inlet ductwork. On 6/26/2015 at 19:22 the repairs were complete and the unit was placed in reserve standby status.
	F			6/30/2015 16:00	----->			8:00	On 6/30/2015 at 16:00 the unit was removed from reserve standby status to repair a water wall tube leak that was discovered during a hydrostatic test of the boiler.
July	F			----->	7/2/2015 4:00			28:00	The unit was returned to reserve standby status on 7/2/2015 at 04:00 following repairs to the water wall tube. The unit was returned to service on 7/5/2015 at 17:08.
	S,A	7/11/2015 9:30	7/11/2015 17:30	7/11/2015 9:26	7/11/2015 17:29	8:00		8:03	The unit was removed from service and placed on reserve standby status on 7/10/2015 at 00:45. On 7/11/2015 at 09:26 the unit was removed from reserve standby status and placed in maintenance outage status to repair additional duct leaks. On 7/11/2015 at 17:29 the unit was returned to reserve standby status following repairs to the ductwork. The unit was returned to service on 7/12/2015 at 01:32.

**Big Rivers Electric Corporation
Scheduled ("S"), Actual ("A"), and Forced ("F") Outages
May 1, 2015 thru October 31, 2015**

Big Rivers Electric Corporation
Green Station Unit #1 - Coal/Pet coke - 231MW Net
May 1, 2015 thru October 31, 2015

Schedule vs. Actual

MONTH	TYPE	MAINTENANCE				HOURS OF DURATION			REASON FOR DEVIATION FROM SCHEDULED MAINTENANCE OR REASON FOR FORCED OUTAGE AS APPROPRIATE
		Scheduled		Actual		Scheduled	Forced	Actual	
		FROM	TO	FROM	TO				
August	F			8/27/2015 16:05	8/30/2015 9:00	64:55			The unit tripped off line due to a water wall tube leak on the east wall just above the seventh floor. Repairs were completed on 8/30/2015 at 09:00 and the unit was placed in reserve standby status. The unit was returned to service on 8/30/2015 at 20:11.
September	F			9/1/2015 20:46	9/2/2015 1:01	4:15			The unit was removed from service to replace the servo on the turbine #1 main steam stop valve.
	S,A	9/26/2015 0:00	----->	9/25/2015 23:45	----->	120:00		120:15	The unit was removed from service for a 49 day planned maintenance outage.
October	S,A	----->	----->	----->	----->	744:00		744:00	The unit was returned to service on 11/14/2015 at 12:09.

**Big Rivers Electric Corporation
Scheduled ("S"), Actual ("A"), and Forced ("F") Outages
May 1, 2015 thru October 31, 2015**

Big Rivers Electric Corporation
Green Station Unit #2 - Coal/Pet coke - 223MW Net
May 1, 2015 thru October 31, 2015

Schedule vs. Actual

MONTH	TYPE	MAINTENANCE				HOURS OF DURATION			REASON FOR DEVIATION FROM SCHEDULED MAINTENANCE OR REASON FOR FORCED OUTAGE AS APPROPRIATE
		Scheduled		Actual		Scheduled	Forced	Actual	
		FROM	TO	FROM	TO				
May	F			5/29/2015 0:50	5/30/2015 12:00		35:10		The unit was removed from service to repair a water wall tube leak on the east wall at elevation 535' 6". Following repairs to the boiler tube the unit was placed in reserve standby status on 5/30/2015 at 12:00. The unit was returned to service on 5/31/2015 at 10:59.
June		No Outages							
July	F			7/16/2015 6:34	7/17/2015 7:52		25:18		The unit tripped off line due to a water wall tube leak on the east wall at elevation 506' 1".
	F			7/28/2015 12:37	----->		83:23		The unit tripped off line due to loss of field on the generator. Inspection revealed that the generator exciter had failed. Big Rivers rented a temporary exciter from Siemens and installed it on the generator and returned the unit to service. The original exciter was sent to Siemens shop for refurbishment.
August	F			----->	8/6/2015 15:41		135:41		The unit tripped off line due to loss of field on the generator. Inspection revealed that the generator exciter had failed. Big Rivers rented a temporary exciter from Siemens and installed it on the generator and returned the unit to service. The original exciter was sent to Siemens shop for refurbishment.

**Big Rivers Electric Corporation
Scheduled ("S"), Actual ("A"), and Forced ("F") Outages
May 1, 2015 thru October 31, 2015**

Big Rivers Electric Corporation
Green Station Unit #2 - Coal/Pet coke - 223MW Net
May 1, 2015 thru October 31, 2015

Schedule vs. Actual

MONTH	TYPE	MAINTENANCE				HOURS OF DURATION			REASON FOR DEVIATION FROM SCHEDULED MAINTENANCE OR REASON FOR FORCED OUTAGE AS APPROPRIATE
		Scheduled		Actual		Scheduled	Forced	Actual	
		FROM	TO	FROM	TO				
September	S,A	9/15/2015 0:00	9/24/2015 06:00	9/15/2015 0:22	9/24/2015 5:04	222:00		220:42	The unit was removed from service to remove the rented temporary exciter and install Big Rivers' refurbished exciter.
	F			9/27/2015 14:07	9/27/2015 21:00		6:53		The unit tripped off line due to issues with the voltage regulator caused by a loose wire on the voltage transducer.
October	S,A	10/4/2015 9:00	10/7/2015 9:00	10/4/2015 8:49	10/8/2015 4:23	72:00		91:34	The unit was removed from service to repair a steam leak on the turbine crossover flange. At 09:25 on 10/7/2015 a starting failure was declared due to a leak in one of the crossover expansion joints that extended the outage for 18:58.
	S,A	10/15/2015 0:00	10/19/2015 0:00	10/15/2015 0:09	10/18/2015 22:42	96:00		94:33	The unit was removed from service to investigate a generator ground alarm.

**Big Rivers Electric Corporation
Scheduled ("S"), Actual ("A"), and Forced ("F") Outages
May 1, 2015 thru October 31, 2015**

Big Rivers Electric Corporation
Coleman Station Unit #1 - Coal - 150MW Net
May 1, 2015 thru October 31, 2015

Schedule vs. Actual

MONTH	TYPE	MAINTENANCE				HOURS OF DURATION			REASON FOR DEVIATION FROM SCHEDULED MAINTENANCE OR REASON FOR FORCED OUTAGE AS APPROPRIATE
		Scheduled		Actual		Scheduled	Forced	Actual	
		FROM	TO	FROM	TO				
May	No Outages								Coleman Unit 1 was idled on May 1, 2014, and has not yet been returned to service.
June	No Outages								
July	No Outages								
August	No Outages								
September	No Outages								
October	No Outages								

**Big Rivers Electric Corporation
Scheduled ("S"), Actual ("A"), and Forced ("F") Outages
May 1, 2015 thru October 31, 2015**

Big Rivers Electric Corporation
Coleman Station Unit #2 - Coal - 138MW Net
May 1, 2015 thru October 31, 2015

Schedule vs. Actual

MONTH	TYPE	MAINTENANCE				HOURS OF DURATION			REASON FOR DEVIATION FROM SCHEDULED MAINTENANCE OR REASON FOR FORCED OUTAGE AS APPROPRIATE
		Scheduled		Actual		Scheduled	Forced	Actual	
		FROM	TO	FROM	TO				
May	No Outages								Coleman Unit 2 was idled on May 1, 2014, and has not yet been returned to service.
June	No Outages								
July	No Outages								
August	No Outages								
September	No Outages								
October	No Outages								

**Big Rivers Electric Corporation
Scheduled ("S"), Actual ("A"), and Forced ("F") Outages
May 1, 2015 thru October 31, 2015**

Big Rivers Electric Corporation
Coleman Station Unit #3 - Coal - 155MW Net
May 1, 2015 thru October 31, 2015

Schedule vs. Actual

MONTH	TYPE	MAINTENANCE				HOURS OF DURATION			REASON FOR DEVIATION FROM SCHEDULED MAINTENANCE OR REASON FOR FORCED OUTAGE AS APPROPRIATE
		Scheduled		Actual		Scheduled	Forced	Actual	
		FROM	TO	FROM	TO				
May	No Outages								Coleman Unit 3 was idled on May 8, 2014, and has not yet been returned to service.
June	No Outages								
July	No Outages								
August	No Outages								
September	No Outages								
October	No Outages								

**Big Rivers Electric Corporation
Scheduled ("S"), Actual ("A"), and Forced ("F") Outages
May 1, 2015 thru October 31, 2015**

Big Rivers Electric Corporation
Wilson Station - Unit #1 - Coal/Pet Coke - 417MW Net
May 1, 2015 thru October 31, 2015

Schedule vs. Actual

MONTH	TYPE	MAINTENANCE				HOURS OF DURATION			REASON FOR DEVIATION FROM SCHEDULED MAINTENANCE OR REASON FOR FORCED OUTAGE AS APPROPRIATE
		Scheduled		Actual		Scheduled	Forced	Actual	
		FROM	TO	FROM	TO				
May	F			5/8/2015 12:32	5/8/2015 15:25	2:53			The boiler tripped on low drum level after #1 BFP tripped due to a vibration spike on the outboard pump bearing.
June		No Outages							
July	F			7/29/2015 13:51	7/31/2015 12:28	46:37			The Unit was removed from service to repair a tube leak at the boiler knees that was caused by a slag fall. Two subsequent leaks were discovered and repaired during the outage inspection; one in the nose area and one in the reheater.
August		No Outages							
September	F			9/19/2015 14:30	9/22/2015 9:36	67:06			The unit was removed from service to repair a water wall tube leak in the boiler nose area.
October		No Outages							

**BIG RIVERS ELECTRIC CORPORATION
AN EXAMINATION OF THE APPLICATION OF THE FUEL
ADJUSTMENT CLAUSE OF BIG RIVERS ELECTRIC CORPORATION
FROM MAY 1, 2015 THROUGH OCTOBER 31, 2015
CASE NO. 2016-00006**

**Response to Commission Staff's Request for Information
dated February 5, 2016**

February 19, 2016

1 **Item 8)** *List all existing fuel contracts categorized as long-term (i.e.,*
2 *one year or more in length). Provide the following information for each*
3 *contract:*

- 4
- 5 *a. Supplier's name and address;*
6 *b. Name and location of production facility;*
7 *c. Date when contract was executed;*
8 *d. Duration of contract;*
9 *e. Date(s) of each contract revision, modification, or*
10 *amendment;*
11 *f. Annual tonnage requirements;*
12 *g. Actual annual tonnage received since the contract's*
13 *inception;*
14 *h. Percent of annual requirements received during the*
15 *contract's term;*
16 *i. Base price in dollars per ton;*
17 *j. Total amount of price escalations to date in dollars per*
18 *ton; and*
19 *k. Current price paid for coal under the contract in dollars*
20 *per ton (i + j).*

21

22 **Response)** Please see the attached schedule.

23

24

25 **Witness)** Mark W. McAdams

**Case No. 2016-00006
Response to Staff Item 8
Witness: Mark W. McAdams
Page 1 of 1**

**Big Rivers Electric Corporation
Case No. 2016-00006
Long-Term Fuel Contract Information**

Patriot Coal Sales 11021

A. NAME / ADDRESS: Patriot Coal Sales, LLC.
12312 Olive Boulevard, Suite 400
St. Louis, MO 63141
Following January 30, 2015 Assignment:
Alliance Coal, LLC
1717 South Boulder, Suite 400
Tulsa, OK 74119

B. PRODUCTION FACILITY: Freedom and Grand Eagle Mines
Henderson County, Kentucky

Highland Mine
Union County, Kentucky
Following January 30, 2015 Assignment includes:
Onton No. 9 Mine
Webster County, Kentucky

River View Mine
Union County, Kentucky

C. CONTRACT EXECUTED DATE: October 24, 2011

D. CONTRACT DURATION: January 1, 2012 through December 31, 2015

E. CONTRACT AMENDMENTS: November 8, 2011 (Amendment One)
January 30, 2015 (Assignment to Alliance)

F. ANNUAL TONNAGE REQUIREMENTS:

2012	-	964,000	tons
2013	-	700,000	tons
2014	-	700,000	tons
2015	-	700,000	tons

G. ACTUAL TONNAGE:

2012	-	963,662	tons
2013	-	671,818	tons
2014	-	701,025	tons
2015	-	550,603	tons (through October)

H. PERCENT OF ANNUAL REQUIREMENTS:

2012	-	99.96	%
2013	-	95.97	%
2014	-	100.15	%
2015	-	78.66	% (through October)

**Big Rivers Electric Corporation
Case No. 2016-00006
Long-Term Fuel Contract Information**

Patriot Coal Sales 11021 (continued)

I. BASE PRICE:	Highland 2012	–	\$ 48.0992	per ton
	Patriot Blend 2012	–	\$ 47.0624	per ton
	Highland 2013	–	\$ 50.0251	per ton
	Highland 2014	–	\$ 52.0220	per ton
	Highland / Onton / River View 2015	–	\$ 54.1013	per ton
J. ESCALATIONS TO DATE:	None			
K. CURRENT CONTRACT PRICE:	Highland 2013	–	\$ 50.0251	per ton
	Highland 2014	–	\$ 52.0220	per ton
	Highland / Onton / River View 2015	–	\$ 54.1013	per ton

**Big Rivers Electric Corporation
Case No. 2016-00006
Long-Term Fuel Contract Information**

Sebree Mining 11002

A. NAME / ADDRESS:	Sebree Mining, LLC <i>(formerly Allied Resources)</i> 15 New Steamport Road Sebree, KY 42455		
B. PRODUCTION FACILITY:	Onton No. 9 Mine, Dotiki Mine Webster County, Kentucky		
C. CONTRACT EXECUTED DATE:	March 29, 2012		
D. CONTRACT DURATION:	January 1, 2010 <i>through</i> December 31, 2016		
E. CONTRACT AMENDMENTS:	April 29, 2011		<i>(Amendment One)</i>
	November 17, 2011		<i>(Amendment Two)</i>
	March 29, 2012		<i>(Contract Assigned from Allied resources to Sebree Mining, LLC)</i>
	August 12, 2013		<i>(Amendment Three)</i>
	January 8, 2014		<i>(Amendment Four)</i>
	February 14, 2014		<i>(Amendment Five)</i>
F. ANNUAL TONNAGE REQUIREMENTS:	2010 -	650,000	tons
	2011 -	500,000	tons
	2012 -	750,000	tons
	2013 -	960,000	tons
	2014 -	800,000	tons
	2015 -	890,000	tons
	2016 -	900,000	tons
G. ACTUAL TONNAGE:	2010 -	664,320	tons
	2011 -	500,614	tons
	2012 -	748,127	tons
	2013 -	919,426	tons
	2014 -	838,340	tons
	2015 -	599,978	tons <i>(through October)</i>
H. PERCENT OF ANNUAL REQUIREMENTS:	2010 -	102.20 %	
	2011 -	100.12 %	
	2012 -	99.75 %	
	2013 -	95.77 %	
	2014 -	104.79 %	
	2015 -	67.41 %	<i>(through October)</i>
I. BASE PRICE:	<u>Sebree Complex</u>		
	Quality A 2012 -	\$ 52.5500	per ton
	Quality B 2012 -	\$ 50.6259	per ton
	Quality C 2012 -	\$ 48.9946	per ton
	Quality D 2012 -	\$ 46.0108	per ton

**Big Rivers Electric Corporation
Case No. 2016-00006
Long-Term Fuel Contract Information**

Sebree Mining 11002 (continued)

I. BASE PRICE: (continued)

Sebree Complex (continued)

Quality A 2013	-	\$ 54.9153	per ton
Quality B 2013	-	\$ 53.8668	per ton
Quality C 2013	-	\$ 52.1824	per ton
Quality D 2013	-	\$ 49.1854	per ton
Quality A 2014	-	\$ 57.6621	per ton
Quality B 2014	-	\$ 55.6405	per ton
Quality C 2014	-	\$ 53.8706	per ton
Quality D 2014	-	\$ 50.5978	per ton
Quality A 2015	-	\$ 61.6911	per ton
Quality B 2015	-	\$ 59.5694	per ton
Quality C 2015	-	\$ 57.7116	per ton
Quality D 2015	-	\$ 54.2146	per ton
Quality A 2016	-	No Price	
Quality B 2016	-	\$ 62.4897	per ton
Quality C 2016	-	\$ 60.7085	per ton
Quality D 2016	-	\$ 57.8600	per ton

Steamport Dock

Quality A 2012	-	\$ 51.9551	per ton
Quality B 2012	-	\$ 50.0269	per ton
Quality C 2012	-	\$ 48.3943	per ton
Quality D 2012	-	\$ 45.4102	per ton
Quality A 2013	-	\$ 54.3204	per ton
Quality B 2013	-	\$ 53.1133	per ton
Quality C 2013	-	\$ 51.4303	per ton
Quality D 2013	-	\$ 48.4308	per ton
Quality A 2014	-	\$ 57.0672	per ton
Quality B 2014	-	\$ 55.0415	per ton
Quality C 2014	-	\$ 53.2703	per ton
Quality D 2014	-	\$ 49.9994	per ton
Quality A 2015	-	\$ 61.0512	per ton
Quality B 2015	-	\$ 58.9399	per ton
Quality C 2015	-	\$ 57.0745	per ton
Quality D 2015	-	\$ 53.5832	per ton
Quality A 2016	-	No Price	
Quality B 2016	-	\$ 61.1910	per ton
Quality C 2016	-	\$ 60.4422	per ton
Quality D 2016	-	\$ 56.5598	per ton

**Big Rivers Electric Corporation
Case No. 2016-00006
Long-Term Fuel Contract Information**

Sebree Mining 11002 (continued)

J. ESCALATIONS TO DATE: None

K. CURRENT CONTRACT PRICE:

<u>Sebree Complex</u>			
Quality A 2013	-	\$ 54.9153	per ton
Quality B 2013	-	\$ 53.8668	per ton
Quality C 2013	-	\$ 52.1824	per ton
Quality D 2013	-	\$ 49.1854	per ton
Quality A 2014	-	\$ 57.6621	per ton
Quality B 2014	-	\$ 55.6405	per ton
Quality C 2014	-	\$ 53.8706	per ton
Quality D 2014	-	\$ 50.5978	per ton
Quality A 2015	-	\$ 61.6911	per ton
Quality B 2015	-	\$ 59.5694	per ton
Quality C 2015	-	\$ 57.7116	per ton
Quality D 2015	-	\$ 54.2146	per ton

<u>Steamport Dock</u>			
Quality A 2013	-	\$ 54.3204	per ton
Quality B 2013	-	\$ 53.1133	per ton
Quality C 2013	-	\$ 51.4303	per ton
Quality D 2013	-	\$ 48.4308	per ton
Quality A 2014	-	\$ 57.0672	per ton
Quality B 2014	-	\$ 55.0415	per ton
Quality C 2014	-	\$ 53.2703	per ton
Quality D 2014	-	\$ 49.9994	per ton
Quality A 2015	-	\$ 61.0512	per ton
Quality B 2015	-	\$ 58.9399	per ton
Quality C 2015	-	\$ 57.0745	per ton
Quality D 2015	-	\$ 53.5832	per ton

**Big Rivers Electric Corporation
Case No. 2016-00006
Long-Term Fuel Contract Information**

Armstrong Coal 11023

A. NAME / ADDRESS: Armstrong Coal Company, Inc.
7733 Forsyth Boulevard, Suite 1625
St. Louis, MO 63105

B. PRODUCTION FACILITY: Parkway, Big Run, Ceralvo, East Fork,
Kronos, Lewis Creek, and Equality Boot Mines
Muhlenberg and Ohio Counties, Kentucky

C. CONTRACT EXECUTED DATE: July 4, 2011

D. CONTRACT DURATION: January 1, 2012 *through* December 31, 2015

E. CONTRACT AMENDMENTS None

F. ANNUAL TONNAGE REQUIREMENTS:

2012	-	350,000	tons
2013	-	400,000	tons
2014	-	800,000	tons
2015	-	875,000	tons

G. ACTUAL TONNAGE:

2012	-	351,376	tons
2013	-	401,613	tons
2014	-	801,572	tons
2015	-	744,702	tons (<i>through October</i>)

H. PERCENT OF ANNUAL REQUIREMENTS:

2012	-	100.39	%
2013	-	100.40	%
2014	-	100.20	%
2015	-	85.11	% (<i>through October</i>)

I. BASE PRICE:

2012	-	\$ 47.2512	per ton
2013	-	\$ 48.4012	per ton
2014	-	\$ 51.3682	per ton
2015	-	\$ 54.5123	per ton

**Big Rivers Electric Corporation
Case No. 2016-00006
Long-Term Fuel Contract Information**

Armstrong Coal 11023 (continued)

J. ESCALATIONS TO DATE:	1 st Quarter 2012	-	\$ 0.8970	per ton
	2 nd Quarter 2012	-	\$ 0.9039	per ton
	3 rd Quarter 2012	-	\$ 0.8119	per ton
	4 th Quarter 2012	-	(\$ 0.1679)	per ton
	1 st Quarter 2013	-	\$ 0.1840	per ton
	2 nd Quarter 2013	-	\$ 0.1863	per ton
	3 rd Quarter 2013	-	\$ 0.1564	per ton
	4 th Quarter 2013	-	(\$ 0.3473)	per ton
	1 st Quarter 2014	-	(\$ 0.7245)	per ton
	2 nd Quarter 2014	-	\$ 0.4508	per ton
	3 rd Quarter 2014	-	(\$ 0.0759)	per ton
	4 th Quarter 2014	-	(\$ 0.3979)	per ton
	1 st Quarter 2015	-	(\$ 0.9338)	per ton
	2 nd Quarter 2015	-	(\$ 2.7692)	per ton
	3 rd Quarter 2015	-	(\$ 3.2591)	per ton
K. CURRENT CONTRACT PRICE:	2013	-	\$ 48.5875	per ton
	2014	-	\$ 50.6437	per ton
	2015	-	\$ 51.1405	per ton

**Big Rivers Electric Corporation
Case No. 2016-00006
Long-Term Fuel Contract Information**

Coeclerici / Coal Network Inc. 15001

A. NAME / ADDRESS:	Coeclerici Coal Network, Inc. 7697 Innovation Way, Suite 100 Mason, Ohio 45040
B. PRODUCTION FACILITY:	Western Kentucky Minerals (<i>WKM</i>), North Knottsville and Pleasant Ridge Mines
C. CONTRACT EXECUTED DATE:	January 7, 2015
D. CONTRACT DURATION:	January 1, 2015 <i>through</i> December 31, 2015
E. CONTRACT AMENDMENTS:	None
F. ANNUAL TONNAGE REQUIREMENTS:	2015 - 144,000 tons
G. ACTUAL TONNAGE:	2015 - 114,025 tons (<i>through October</i>)
H. PERCENT OF ANNUAL REQUIREMENTS:	2015 - 79.18 % (<i>through October</i>)
I. BASE PRICE:	WKM 2015 - \$ 44.7507 per ton
J. ESCALATIONS TO DATE:	None
K. CURRENT CONTRACT PRICE	WKM 2015 - \$ 44.7507 per ton

**Big Rivers Electric Corporation
Case No. 2016-00006
Long-Term Fuel Contract Information**

Foresight 15005

A. NAME / ADDRESS:	Foresight Coal Sales, LLC 211 North Broadway, Suite 2600 St. Louis, Missouri 63102
B. PRODUCTION FACILITY:	Deer Run and/or Shay No. 1 in Montgomery and Macoupin, Illinois.
C. CONTRACT EXECUTED DATE:	March 6, 2015
D. CONTRACT DURATION:	February 6, 2015 <i>through</i> December 31, 2019
E. CONTRACT AMENDMENTS:	None
F. ANNUAL TONNAGE REQUIREMENTS:	2015 - 200,000 tons 2016 - 240,000 tons 2017 - 240,000 tons 2018 - 240,000 tons 2019 - 240,000 tons
G. ACTUAL TONNAGE:	2015 - 163,494 tons (<i>through October</i>)
H. PERCENT OF ANNUAL REQUIREMENTS:	2015 - 81.75 % (<i>through October</i>)
I. BASE PRICE:	2015 - \$ 34.0006 per ton 2016 - \$ 36.2491 per ton 2017 - \$ 38.4998 per ton 2018 - \$ 40.5497 per ton 2019 - \$ 42.3490 per ton
J. ESCALATIONS TO DATE:	None
K. CURRENT CONTRACT PRICE:	2015 - \$ 34.0006 per ton

**Big Rivers Electric Corporation
Case No. 2016-00006
Long-Term Fuel Contract Information**

KenAmerican Resources 15006

A. NAME / ADDRESS: KenAmerican Resources, Inc.
46226 National Road
St. Clairsville, Ohio 43950

B. PRODUCTION FACILITY: Paradise #9 Mine
Muhlenberg County, Kentucky

C. CONTRACT EXECUTED DATE: January 30, 2015

D. CONTRACT DURATION: January 1, 2015 *through* December 31, 2019

E. CONTRACT AMENDMENTS: None

F. ANNUAL TONNAGE REQUIREMENTS:

2015	-	300,000	tons
2016	-	500,000	tons
2017	-	500,000	tons
2018	-	400,000	tons
2019	-	400,000	tons

G. ACTUAL TONNAGE: 2015 - 259,482 tons (*through October*)

H. PERCENT OF ANNUAL REQUIREMENTS: 2015 - 86.49 % (*through October*)

I. BASE PRICE:

2015	-	\$ 49.2505	per ton
2016	-	\$ 50.5000	per ton
2017	-	\$ 51.7496	per ton
2018	-	\$ 53.0506	per ton
2019	-	\$ 54.4080	per ton

J. ESCALATIONS TO DATE: None

K. CURRENT CONTRACT PRICE: 2015 - \$ 49.2505 per ton

**Big Rivers Electric Corporation
Case No. 2016-00006
Long-Term Fuel Contract Information**

Rhino Energy LLC and Pennyrile Energy LLC Coal Sales 15009

A. NAME / ADDRESS: Rhino Energy LLC/Pennyrile Energy, LLC.
424 Lewis Hargett Circle, Suite 250
Lexington, Kentucky 40503

B. PRODUCTION FACILITY: Pennyrile Energy LLC
Riveredge Mine
McLean County, Kentucky

C. CONTRACT EXECUTED DATE: March 16, 2015

D. CONTRACT DURATION: March 16, 2015 *through* December 31, 2017

E. CONTRACT AMENDMENTS: None

F. ANNUAL TONNAGE REQUIREMENTS:

2015	-	105,000	tons	<i>(Start date for tonnage delivery June 1, 2015)</i>
2016	-	400,000	tons	
2017	-	550,000	tons	

G. ACTUAL TONNAGE:

2015	-	81,011	tons	<i>(through October)</i>
------	---	--------	------	--------------------------

H. PERCENT OF ANNUAL REQUIREMENTS:

2015	-	77.15 %	<i>(through October)</i>
------	---	---------	--------------------------

I. BASE PRICE:

Riveredge 2015	-	\$ 43.7490	per ton
Riveredge 2016	-	\$ 45.7498	per ton
Riveredge 2017	-	\$ 47.7500	per ton

J. ESCALATIONS TO DATE: None

K. CURRENT CONTRACT PRICE: Riveredge 2015 - \$ 43.7490 per ton

**BIG RIVERS ELECTRIC CORPORATION
AN EXAMINATION OF THE APPLICATION OF THE FUEL
ADJUSTMENT CLAUSE OF BIG RIVERS ELECTRIC CORPORATION
FROM MAY 1, 2015 THROUGH OCTOBER 31, 2015
CASE NO. 2016-00006**

**Response to Commission Staff's Request for Information
dated February 5, 2016**

February 19, 2016

1 **Item 9)**

2 *a. State whether Big Rivers regularly compares the price of*
3 *its coal purchases to those paid by other electric utilities.*

4 *b. If yes, state:*

5 *(1) How Big Rivers' prices compare with those of other*
6 *utilities. If the comparison includes months outside*
7 *of the review period, a comparison limited to the*
8 *review period should be provided separately.*
9 *Provide a copy of the source documents and*
10 *calculations used to support the amounts used in*
11 *the comparison and include all prices used in the*
12 *comparison in cents per MMBtu.*

13 *(2) The utilities that are included in this comparison*
14 *and their locations.*

15

16 **Response)**

17 *a. Yes, Big Rivers has compared the price of its coal purchases*
18 *with those paid by other electric utilities.*

19 *b.*

20 *(1) Big Rivers' coal pricing is competitive with that of its*
21 *comparison group for the review period. Attached hereto*
22 *are tables and charts on a ¢ per MMBTU and showing Big*
23 *Rivers with and without petcoke.*

**BIG RIVERS ELECTRIC CORPORATION
AN EXAMINATION OF THE APPLICATION OF THE FUEL
ADJUSTMENT CLAUSE OF BIG RIVERS ELECTRIC CORPORATION
FROM MAY 1, 2015 THROUGH OCTOBER 31, 2015
CASE NO. 2016-00006**

**Response to Commission Staff's Request for Information
dated February 5, 2016**

February 19, 2016

1 (2) Utilities that are included in this comparison are Kentucky-
2 based companies. These utilities are identified on the
3 attached tables and charts.

4

5

6 **Witness)** Mark W. McAdams

7

**Big Rivers Electric Corporation
Case No. 2016-00006**

Cents per MMBTU (Big Rivers w/o Pet Coke)

Company	May-15	Jun-15	Jul-15	Aug-15	Sep-15	Oct-15
Big Rivers Electric Corporation	225.59	235.70	230.02	226.64	230.95	226.96
Duke Energy - Kentucky	222.86	222.95	222.53	214.04	209.50	209.33
Louisville Gas and Electric Company	223.92	223.11	229.30	231.93	222.57	228.39
Kentucky Utilites Company	228.74	227.63	216.00	216.61	227.26	209.25
East Kentucky Power Cooperative	226.00	219.50	219.50	219.20	221.90	227.90
Kentucky Power	220.04	219.59	207.77	206.03	194.38	206.13

Cents per MMBTU (Big Rivers w/ Pet Coke)

Company	May-15	Jun-15	Jul-15	Aug-15	Sep-15	Oct-15
Big Rivers Electric Corporation	208.53	225.41	227.63	220.13	218.79	214.77
Duke Energy - Kentucky	222.86	222.95	222.53	214.04	209.50	209.33
Louisville Gas and Electric Company	223.92	223.11	229.30	231.93	222.57	228.39
Kentucky Utilites Company	228.74	227.63	216.00	216.61	227.26	209.25
East Kentucky Power Cooperative	226.00	219.50	219.50	219.20	221.90	227.90
Kentucky Power	220.04	219.59	207.77	206.03	194.38	206.13

Source: Utilities' Monthly FAC Filings w/ Kentucky Public Service Commission

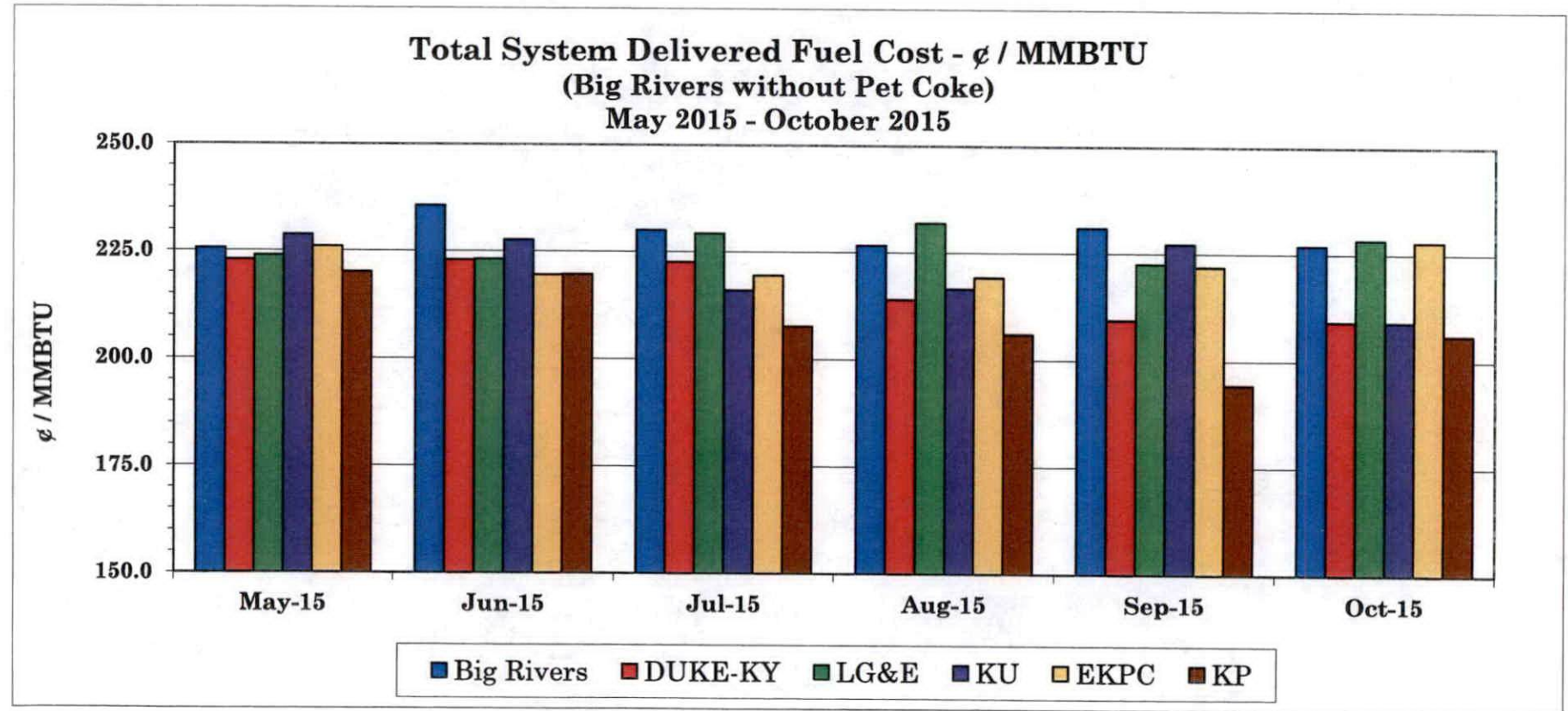
Case No. 2016-00006

Witness: Mark W. McAdams

Attachment for Response to Staff Item 9

Page 1 of 3

**Big Rivers Electric Corporation
Case No. 2016-00006**



Source: Utilities' Monthly FAC Filings w/ Kentucky Public Service Commission

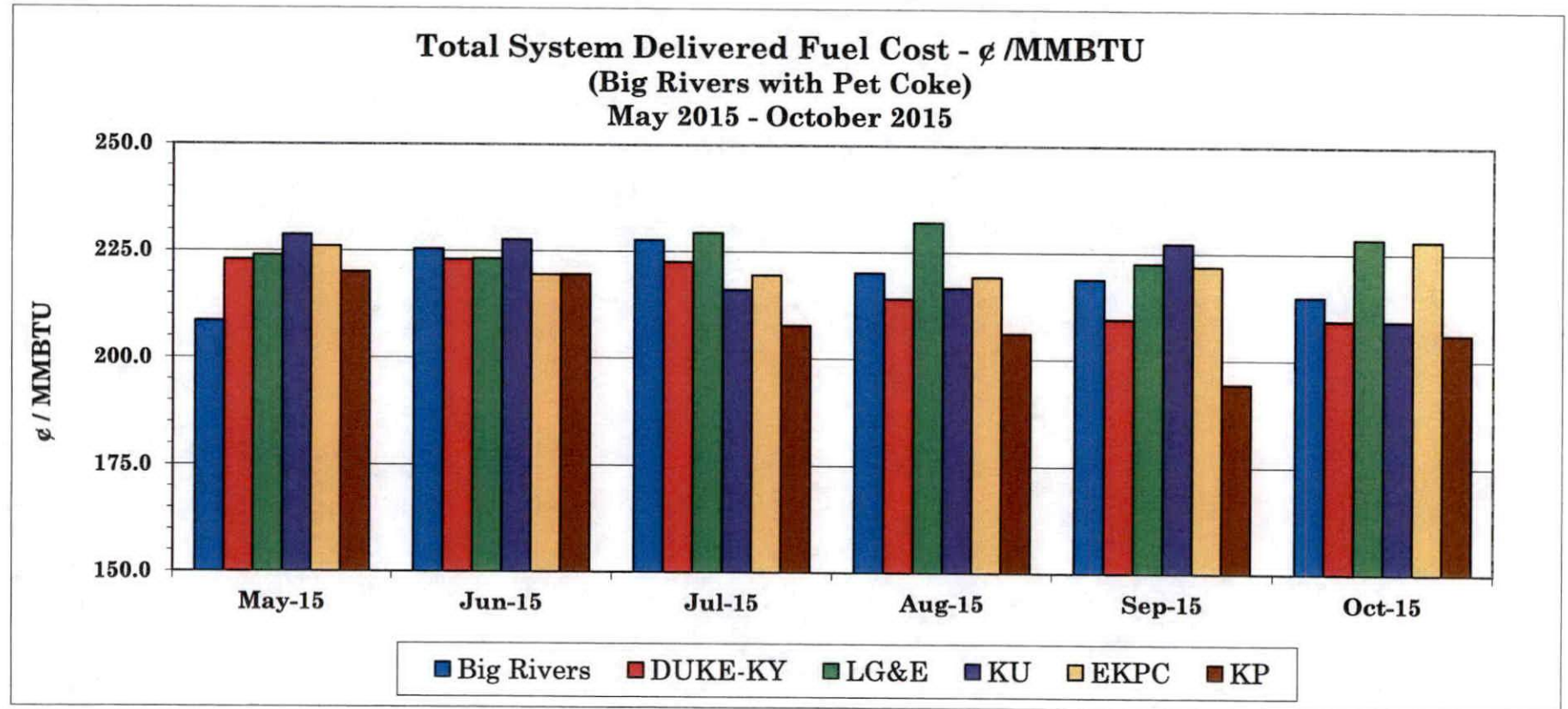
Case No. 2016-00006

Witness: Mark W. McAdams

Attachment for Response to Staff Item 9

Page 2 of 3

**Big Rivers Electric Corporation
Case No. 2016-0006**



Source: Utilities' Monthly FAC Filings w/ Kentucky Public Service Commission

Case No. 2016-00006

Witness: Mark W. McAdams

Attachment for Response to Staff Item 9

Page 3 of 3

**BIG RIVERS ELECTRIC CORPORATION
AN EXAMINATION OF THE APPLICATION OF THE FUEL
ADJUSTMENT CLAUSE OF BIG RIVERS ELECTRIC CORPORATION
FROM MAY 1, 2015 THROUGH OCTOBER 31, 2015
CASE NO. 2016-00006**

**Response to Commission Staff's Request for Information
dated February 5, 2016**

February 19, 2016

1 **Item 10)** *State the percentage of Big Rivers' coal, as of the date of this*
2 *Order, that is delivered by:*

3

4 *a. Rail;*

5 *b. Truck; or*

6 *c. Barge.*

7

8 **Response)** For the period from May 1, 2015, through October 31, 2015, Big
9 Rivers' coal delivery percentages are as follows:

10

11 *a. Rail – None;*

12 *b. Truck – 47.75% (Coal only);*

13 *c. Barge – 52.25% (Coal plus Pet Coke).*

14

15

16 **Witness)** Mark W. McAdams

17

BIG RIVERS ELECTRIC CORPORATION

**AN EXAMINATION OF THE APPLICATION OF THE FUEL
ADJUSTMENT CLAUSE OF BIG RIVERS ELECTRIC CORPORATION
FROM MAY 1, 2015 THROUGH OCTOBER 31, 2015
CASE NO. 2016-00006**

**Response to Commission Staff's Request for Information
dated February 5, 2016**

February 19, 2016

1 **Item 11)**

- 2 a. *State Big Rivers' coal inventory level in tons and in*
3 *number of days' supply as of October 31, 2015. Provide*
4 *this information by generating station and in the*
5 *aggregate.*
- 6 b. *Describe the criteria used to determine number of days'*
7 *supply.*
- 8 c. *Compare Big Rivers' coal inventory as of October 31, 2015,*
9 *to its inventory target for that date for each plant and for*
10 *total inventory.*
- 11 d. *If actual coal inventory exceeds inventory target by ten*
12 *days' supply, state the reasons for excessive inventory.*
- 13 e. (1) *State whether Big Rivers expects any significant*
14 *changes in its current coal inventory target within*
15 *the next 12 months.*
- 16 (2) *If yes, state the expected change and the reasons for*
17 *this change.*

18

19 **Response)**

- 20 a. As of October 31, 2015, Big Rivers' generating stations
21 individually and in the aggregate had the following inventory
22 levels and days' supply.

23

24

25

BIG RIVERS ELECTRIC CORPORATION

**AN EXAMINATION OF THE APPLICATION OF THE FUEL
ADJUSTMENT CLAUSE OF BIG RIVERS ELECTRIC CORPORATION
FROM MAY 1, 2015 THROUGH OCTOBER 31, 2015
CASE NO. 2016-00006**

**Response to Commission Staff's Request for Information
dated February 5, 2016**

February 19, 2016

1

<u>Total System/Station</u>	<u>Inventory Level (In Tons) ¹</u>	<u>Number of Days' Supply ²</u>	<u>Duration (In Days)</u>	<u>Preceding 6 Months Burn (In Tons)</u>
Big Rivers Electric System	1,304,538.56	103	117	1,482,680.33
Reid Station ³	10,114.70	16	0	0.00
Henderson Station Two ⁴	313,340.93	200	123	192,535.92
Green Station ⁵	394,980.85	99	139	555,531.95
Coleman Station ⁶	0.00	0	0	0.00
Wilson Station ⁷	586.102.08	143	179	734,612.46

2

3

b. Days Burn = [{ Current Inventory (In Tons) / Preceding 6
Months Burn (In Tons) }] x Duration (In Days)

4

5

c. Big Rivers Electric Corporation's Target Supply is the following
range for each Station in days.

6

7

**Big Rivers Electric Corporation
Coal Inventory Target Ranges**

Total System	30 – 60 Days
Reid Station	16 – 20 Days
Henderson Station Two	30 – 60 Days
Green	30 – 60 Days
Coleman	0 Days
Wilson	30 – 60 Days

8

9

d. The actual inventory for Henderson Station Two exceeds the
target range by 140 days. Reduced demand for electricity, and
extended outage on Unit 1, followed by the unscheduled outage
on Henderson Station Two Unit 2 caused Henderson Station

10

11

12

**Case No. 2016-00006
Response to Staff Item 11
Witness: Mark W. McAdams
Page 2 of 5**

BIG RIVERS ELECTRIC CORPORATION

**AN EXAMINATION OF THE APPLICATION OF THE FUEL
ADJUSTMENT CLAUSE OF BIG RIVERS ELECTRIC CORPORATION
FROM MAY 1, 2015 THROUGH OCTOBER 31, 2015
CASE NO. 2016-00006**

**Response to Commission Staff's Request for Information
dated February 5, 2016**

February 19, 2016

1 Two to exceed its target range. Henderson Station Two Unit 2
2 tripped off line due to generator going to ground. The outage
3 repairs to the generator and rotor lasted from July 18, 2015,
4 through December 5, 2015, for a total of 3,335 hours of which
5 2,543 hours were in the period under review. Big Rivers force
6 majeure tonnage associated with the Sebree Mining, LLC
7 contract as a result of the Unit 2 outage. The actual inventory
8 for Green Station exceeds the target range by 39 days. During
9 the period under review, the two Green units were placed on
10 reserve for 410 hours due to reduced electricity demand and
11 pricing. There was also a planned maintenance outage of 864
12 hours during this time period, and there were 388 hours of
13 unscheduled outages and 477 hours of scheduled outages.
14 Finally, the Wilson Station exceeds the target range by 83 days.
15 Wilson Station exceeded its target range due to the impact of
16 electricity market conditions and demand. During the review
17 period, Big Rivers continued to receive coal previously procured
18 for Coleman Station.

19 e.

- 20 (1) Yes.
- 21 (2) Big Rivers, because of a planned temporary idling of its
22 Reid Station, intends to reduce the coal pile inventory there
23 to zero (0) tons in April, 2016. Further, Big Rivers, as part
24 of its solid fuel procurement plans, has intentionally
25 reduced its solid fuel procurement in order to reclaim coal

BIG RIVERS ELECTRIC CORPORATION

**AN EXAMINATION OF THE APPLICATION OF THE FUEL
ADJUSTMENT CLAUSE OF BIG RIVERS ELECTRIC CORPORATION
FROM MAY 1, 2015 THROUGH OCTOBER 31, 2015
CASE NO. 2016-00006**

**Response to Commission Staff's Request for Information
dated February 5, 2016**

February 19, 2016

1
2
3
4
5
6
7
8
9
10
11
12

and pet coke that is currently held in inventory during the course of 2016. By intentionally reducing its market purchases, the Company is focused on inventory reduction at each generating station. Market conditions will continue to play a significant role in the pace and overall quantity of inventory reduction. In the event 2016 is similar in market pricing and demand, inventory reduction efforts will be hampered.

BIG RIVERS ELECTRIC CORPORATION

**AN EXAMINATION OF THE APPLICATION OF THE FUEL
ADJUSTMENT CLAUSE OF BIG RIVERS ELECTRIC CORPORATION
FROM MAY 1, 2015 THROUGH OCTOBER 31, 2015
CASE NO. 2016-00006**

**Response to Commission Staff's Request for Information
dated February 5, 2016**

February 19, 2016

1

Footnotes -

¹ Green Station had a pet coke inventory of 157,453.74 tons as of October 31, 2015. Wilson Station had a pet coke inventory of 206,958.61 tons as of October 31, 2015.

² Number of days' supply is rounded to reflect whole days.

³ Reid Station Unit 1 was in standby reserve 184 days. The duration of generation was reduced to 0 days.

⁴ Henderson Station Two Units 1 and 2 had unscheduled and scheduled maintenance hours of 313.8 hours. Unit 2 had an abnormal unscheduled outage of 2,543 hours that extended beyond the period under review due to grounding of the generator. These hours were equivalent to 59 days. There were also reserve outage hours of 90 hours which was equivalent to two days. The duration of generation was reduced to 123 days.

⁵ Green Units 1 and 2 had unscheduled and scheduled maintenance hours of 864.3 hours. These hours were equivalent to 18 days. Green 1 and 2 were placed in standby reserve for 410.5 hours. These hours were equivalent to 9 days. Green 1 had a planned Maintenance Outage which lasted 864.3 hours which was equivalent to 18 days. The duration of generation was reduced to 139 days.

⁶ Coleman Station Units 1, 2 and 3 were placed on Inactive Reserve Status on May 8, 2014, and this totaled 13,248.0 hours which was equivalent to 184 days. The duration of generation was reduced to 0 days. Coleman Station will have no inventory going forward unless it is removed from the Inactive Reserve Status.

⁷ Wilson Unit 1 had 116.6 unscheduled maintenance hours. These hours were equivalent to 5 days. The duration of generation was reduced to 179 days.

2

3

4 **Witness) Mark W. McAdams**

5

**BIG RIVERS ELECTRIC CORPORATION
AN EXAMINATION OF THE APPLICATION OF THE FUEL
ADJUSTMENT CLAUSE OF BIG RIVERS ELECTRIC CORPORATION
FROM MAY 1, 2015 THROUGH OCTOBER 31, 2015
CASE NO. 2016-00006**

**Response to Commission Staff's Request for Information
dated February 5, 2016**

February 19, 2016

1 **Item 12)**

2 a. *State whether Big Rivers has audited any of its coal*
3 *contracts during the period from May 1, 2015, through*
4 *October 31, 2015.*

5 b. *If yes, for each audited contract:*

6 (1) *Identify the contract;*

7 (2) *Identify the auditor;*

8 (3) *State the results of the audit; and*

9 (4) *Describe the actions that Big Rivers took as a result*
10 *of the audit.*

11

12 **Response)**

13 a. Big Rivers has not audited any of its coal supply agreements
14 during the period from May 1, 2015, through October 31, 2015.

15 b. (1) – (4)

16 Not Applicable.

17

18

19 **Witness)** Mark W. McAdams

20

**BIG RIVERS ELECTRIC CORPORATION
AN EXAMINATION OF THE APPLICATION OF THE FUEL
ADJUSTMENT CLAUSE OF BIG RIVERS ELECTRIC CORPORATION
FROM MAY 1, 2015 THROUGH OCTOBER 31, 2015
CASE NO. 2016-00006**

**Response to Commission Staff's Request for Information
dated February 5, 2016**

February 19, 2016

1 **Item 13)**

2 *a. State whether Big Rivers has received any customer*
3 *complaints regarding its FAC during the period from May*
4 *1, 2015, through October 31, 2015.*

5 *b. If yes, for each complaint, state:*

6 1. *The nature of the complaint; and*

7 2. *Big Rivers' response.*

8

9 **Response)**

10 a. Big Rivers has received no customer complaints regarding
11 its FAC during the period from May 1, 2015, through October
12 31, 2015.

13 b. Not Applicable.

14

15

16 **Witness)** Nicholas R. Castlen

17

**BIG RIVERS ELECTRIC CORPORATION
AN EXAMINATION OF THE APPLICATION OF THE FUEL
ADJUSTMENT CLAUSE OF BIG RIVERS ELECTRIC CORPORATION
FROM MAY 1, 2015 THROUGH OCTOBER 31, 2015
CASE NO. 2016-00006**

**Response to Commission Staff's Request for Information
dated February 5, 2016**

February 19, 2016

1 **Item 14)**

- 2 *a. State whether Big Rivers is currently involved in any*
3 *litigation with its current or former coal suppliers.*
4 *b. If yes, for each litigation:*
5 *(1) Identify the coal supplier;*
6 *(2) Identify the coal contract involved;*
7 *(3) State the potential liability or recovery to Big*
8 *Rivers;*
9 *(4) List the issues presented; and*
10 *(5) Provide a copy of the complaint or other legal*
11 *pleading that initiated the litigation and any*
12 *answers or counterclaims. If a copy has previously*
13 *been filed with the Commission, provide the date on*
14 *which it was filed and the case in which it was filed.*
15 *c. State the current status of all litigation with coal*
16 *suppliers.*

17
18 **Response)**

- 19 a. No.
20 b. (1) – (5)
21 Not applicable.
22 c. Not Applicable.

23
24 **Witness)** Mark W. McAdams

25

**Case No. 2016-00006
Response to Staff Item 14
Witness: Mark W. McAdams
Page 1 of 1**

**BIG RIVERS ELECTRIC CORPORATION
AN EXAMINATION OF THE APPLICATION OF THE FUEL
ADJUSTMENT CLAUSE OF BIG RIVERS ELECTRIC CORPORATION
FROM MAY 1, 2015 THROUGH OCTOBER 31, 2015
CASE NO. 2016-00006**

**Response to Commission Staff's Request for Information
dated February 5, 2016**

February 19, 2016

1 Item 15)

- 2 a. *During the period from May 1, 2015, through October 31,*
3 *2015, have there been any changes to Big Rivers' written*
4 *policies and procedures regarding its fuel procurement?*
5 b. *If yes,*
6 *(1) Describe the changes;*
7 *(2) Provide the written policies and procedures as*
8 *changed;*
9 *(3) State the date(s) the changes were made; and*
10 *(4) Explain why the changes were made.*
11 c. *If no, provide the date Big Rivers' current fuel*
12 *procurement policies and procedures were last changed,*
13 *when they were last provided to the Commission, and*
14 *identify the proceeding in which they were provided.*

15

16 **Response)**

- 17 a. Yes. During the period May 1, 2015, to October 31, 2015, Big
18 Rivers made changes to the following fuel-related policies and
19 procedures:
20 i. Policy No. 111 – Hedge Policy;
21 ii. Policy No. 120 – Fuel Procurement Policies and Procedures;
22 iii. Policy No. 121 – Solid Fuel Inventory Policy.
23 b. (1) through (4)

24

25

Policy No. 111 – Hedge Policy

**Case No. 2016-00006
Response to Staff Item 15
Witnesses: Mark W. McAdams (Coal) and
Wayne O'Bryan (Natural Gas)
Page 1 of 4**

**BIG RIVERS ELECTRIC CORPORATION
AN EXAMINATION OF THE APPLICATION OF THE FUEL
ADJUSTMENT CLAUSE OF BIG RIVERS ELECTRIC CORPORATION
FROM MAY 1, 2015 THROUGH OCTOBER 31, 2015
CASE NO. 2016-00006**

**Response to Commission Staff's Request for Information
dated February 5, 2016**

February 19, 2016

- 1 On September 18, 2015, Big Rivers made the following
2 changes –
3 i. General clean-up and formatting changes;
4 ii. Updated various and sundry terminology including
5 changing 'coal' to 'solid fuel' and 'energy' to 'commodity';
6 iii. Collectively defining 'natural gas, solid fuel, fuel oil and
7 purchased power resources' as 'Commodity/Commodities';
8 iv. Adjusted certain percentage ranges and tonnage limits;
9 v. Updated emission allowance section;
10 vi. Clarified resource diversity language;
11 vii. Removed Appendix A which had included out-of-date
12 examples;
13 viii. Removed Appendix B which was no longer applicable.

14
15 Policy No. 120 – Fuel Procurement Policy and Procedure

- 16 On August 21, 2015, Big Rivers made the following
17 changes –
18 i. General clean-up and formatting changes;
19 ii. Added references to Policy No. 105 – Energy-Related
20 Transaction Authority;
21 iii. Added references to Policy No. 121 – Solid Fuel Inventory
22 Policy.

23
24 Policy No. 121 – Solid Fuel Inventory Policy

**Case No. 2016-00006
Response to Staff Item 15
Witnesses: Mark W. McAdams (*Coal*) and
Wayne O'Bryan (*Natural Gas*)
Page 2 of 4**

**BIG RIVERS ELECTRIC CORPORATION
 AN EXAMINATION OF THE APPLICATION OF THE FUEL
 ADJUSTMENT CLAUSE OF BIG RIVERS ELECTRIC CORPORATION
 FROM MAY 1, 2015 THROUGH OCTOBER 31, 2015
 CASE NO. 2016-00006**

**Response to Commission Staff's Request for Information
 dated February 5, 2016**

February 19, 2016

1 On August 21, 2015, Big Rivers made the following
 2 change –

3 i. Added weather, logistics and market conditions as reasons
 4 for deviating from solid fuel inventory level ranges.

5
 6 Black-line and red-line copies of Policy Nos. 111, 120, and 121,
 7 mentioned in the response to sub-item a., are attached to this
 8 response.

9 c. Big Rivers' other fuel procurement policies and procedures were
 10 not changed during the period of May 1, 2015, through October
 11 31, 2015. In the table below, Big Rivers lists those unchanged
 12 policies and procedures, the dates of their last changes, and the
 13 proceedings in which Big Rivers provided them to the
 14 Commission.

15

Big Rivers Electric Corporation Policies and Procedures for Fuel Procurement				
Number	Name	Date Last Change	Provided In	Date Provided
105	Energy-Related Transaction Authority Policy	2015-02-20	Case No. 2015-00237	2015-08-28
122	Energy-Related Transaction Credit Policy	2014-08-15	Case No. 2014-00455	2015-02-20
Appendix A	Energy-Related Transaction Authority Policy	2014-07-21	Case No. 2014-00455	2015-02-20

16

17

**Case No. 2016-00006
 Response to Staff Item 15
 Witnesses: Mark W. McAdams (Coal) and
 Wayne O'Bryan (Natural Gas)
 Page 3 of 4**

**BIG RIVERS ELECTRIC CORPORATION
AN EXAMINATION OF THE APPLICATION OF THE FUEL
ADJUSTMENT CLAUSE OF BIG RIVERS ELECTRIC CORPORATION
FROM MAY 1, 2015 THROUGH OCTOBER 31, 2015
CASE NO. 2016-00006**

**Response to Commission Staff's Request for Information
dated February 5, 2016**

February 19, 2016

1
2
3
4

**Witnesses) Mark W. McAdams (*Coal*) and
Wayne O'Bryan (*Natural Gas*).**

Policy No. 111 – Hedge Policy

Hedge Policy				
Original Effective Date	07/16/2009	Date Last Reviewed	09/18/2015	Approved by BOARD
Original Approval Date	06/15/2007	Date Last Revised	09/18/2015	

1. Objective

The Big Rivers Electric Corporation (“Big Rivers”) Hedge Policy will guide disciplined hedging of forward natural gas, solid fuel, fuel oil and purchased power resources (“Commodity/Commodities”). This Hedge Policy is designed to reduce Member-Owners’ wholesale rate volatility and to maintain rates within desired tolerances. The primary purpose of this policy is to identify specific time and volume (as a percent of total projected generation) criteria for procuring projected Commodity-related needs.

This policy largely employs a price-averaging strategy of declining percentage of Commodity supply positions held over forward time periods. This strategy protects Big Rivers from potential adverse impacts that could result in either significant Commodity price increases or decreases. The strategy also maintains some elements of procurement flexibility. For example, during times of extremely attractive market conditions, this policy allows for increasing the amount of forward Commodities hedged above the stated ranges with the concurrence of the Board of Directors (“Board”). A key component of the policy is a monthly compliance report for the Board, which is outlined herein.

Although this document is primarily concerned with managing Commodity costs and risks, a limited amount of discussion on capacity adequacy, transmission congestion risk, emission allowances and fuel transportation based on similar principles is included.

2. Hedge Policy Criteria

The hedging criteria identified within this policy address the primary Commodity supply portfolio components that affect rates and reliability the most. Accordingly, the hedge criteria in the following sections represent the risk tolerance of Big Rivers and identify the processes Big Rivers will employ to manage these key Commodity supply risks.

a. Volumetric and Lead Time Criteria for Hedging

This policy employs a total Commodity hedging methodology whereby the MWh equivalent of all Commodity hedges are compared to the expected generation of Big Rivers. To apply as a Commodity hedge, fuel purchases must be combined with physical generation ownership or contracted capacity. The MWh equivalent hedge from fuel purchases will be the volume of mmBTUs of fuel procured for the unit or contract divided by the expected average heat rate of the generation unit or contract divided by 1,000. The total Commodity hedge is the MWh equivalent of the sum of fuel purchases and electricity purchases.

Rolling Monthly Hedge Ranges

One criteria of this policy is to have Commodities procured within defined volumetric ranges during the following rolling timeframes. These ranges identify the percentage of Big Rivers’ projected total Commodity needs that will be procured with fixed price Commodities over a given time period. For purposes of this policy, Commodity needs are considered hedged or procured to the extent that the projected need is met by 1) authorized purchase transactions, as defined in the Big Rivers Energy Related Transaction Policy, or 2) authorized fuel transactions combined with physical generation unit ownership, heat rate transactions, or physical capacity transactions.

Hedge Policy				
Original Effective Date	07/16/2009	Date Last Reviewed	09/18/2015	Approved by BOARD
Original Approval Date	06/15/2007	Date Last Revised	09/18/2015	

Additionally, Commodity option transactions with out of the money strike prices may be used to hedge forward volumes, provided that they do not account for more than 15 percent of the projected Commodity needs in any given month, and they are not more than 50 percent out of the money at the time of the transaction.

Lead Time	Months 1 thru 3	Months 4 thru 12	Quarters 5 thru 8	Quarters 9 thru 12	Years 4 thru 5
Measurement Period	Rolling	Rolling	Rolling	Rolling	Calendar Year
Hedging Frequency	Monthly	Monthly	Quarterly	Quarterly	Annual
Range (%)	80-100	75-100	50-85	25-75	0-50

For the above table, Big Rivers will hedge projected Commodity needs based on the following criteria:

- **Lead Time:** The amount of time from the current period. Defined in months, quarters, or years.
- **Measurement Period:** This is the mechanism under which this volumetric range is measured. There are two measures - rolling, where the measurement period changes monthly and calendar year, where the measurement period is only changed at the change of a calendar year. In the case of conflict, the rolling criterion has precedence over calendar year.
- **Hedging Frequency:** This is primarily useful in conjunction with the rolling measurement period. This is the frequency that the rolling measurement period changes for policy compliance reporting purposes. The hedging frequency period prevents, for example, a situation where the transaction execution staff would have to hedge month 36 (the last month of quarter 12) at a time where monthly purchases are very illiquid (not readily available).
- **Range:** This is the range of overall Commodity needs that will be hedged with fixed price Commodities, of which up to 15 percent may be covered with options...

Commodity procurements that deviate from the stated range will require approval of the Board, and will be part of the regular reporting to the Board.

Commodity hedging will be a complementary hedging activity since Big Rivers has natural gas and coal-fired generation. Big Rivers may also hedge with Commodities if it enters a transaction that uses a natural gas, fuel oil, or coal index price to derive its electricity cost. Such natural gas, fuel oil, and coal-related generation or purchase transactions, while considered capacity, would not be considered Commodity hedges until the projected Commodity volumes are procured. In order to allow flexibility in overall Commodity hedging decisions, specific sub-targets for natural gas hedging are not set within this policy.

Hedge Policy				
Original Effective Date	07/16/2009	Date Last Reviewed	09/18/2015	Approved by BOARD
Original Approval Date	06/15/2007	Date Last Revised	09/18/2015	

b. MISO Resource Adequacy Requirements

Big Rivers will comply with all MISO capacity requirement rules.

c. Congestion Hedging with Financial Transmission Rights (FTR)

It will be Big Rivers' policy to actively participate in the MISO FTR allocation and auction process with a prudent and predetermined strategy for addressing the planning year congestion risk.

Big Rivers will target to mitigate a minimum of 50% of congestion risk (measured by annual native load and non-member sales requirements) prior to or by the end of the MISO annual FTR auction.

Big Rivers will target to mitigate a minimum of 70% of congestion risk prior to the month of delivery.

d. Emission Allowance Hedging

This hedging policy calls for the establishment of an emission allowance procurement process to meet expected future requirements. Fixed price hedges for emission allowances include 1) actual or expected emission allowances allocated to Big Rivers from the EPA, 2) fixed price allowance purchases and sales, and 3) projected, budgeted, and Board-approved emission control equipment additions. Big Rivers will price average into its emission allowance position when purchasing emission allowances. Emission allowance needs will be managed similar to its approach for Commodities. Big Rivers will maintain fixed price allowance hedges based on the following table.

Lead Time	Current Calendar Year	Calendar Year Two	Calendar Year Three
Minimum (%)	80	70	60

Per applicable regulatory requirements, Big Rivers will hold enough allowances in all compliance accounts to cover emissions for the current reporting period. Specifically, all compliance accounts shall be populated with sufficient allowances to cover emissions for the current reporting period prior to the accounts being closed by the EPA, which is currently two (2) consecutive calendar months after the end of the reporting period. Furthermore, the Designated Representative will ensure that all compliance accounts have an adequate number of allowances prior to running "Final Compliance True up" after the accounts have been closed by the EPA.

Big Rivers will not buy emission allowances from the market for any given year if it results in emission allowances that exceed 105 percent of its expected needs without prior CEO approval.

e. Resource Diversity Management

Big Rivers will manage its resource diversity concentration risks on a rolling 12-month basis by diversifying its Commodity supply resources as follows:

Hedge Policy				
Original Effective Date	07/16/2009	Date Last Reviewed	09/18/2015	Approved by BOARD
Original Approval Date	06/15/2007	Date Last Revised	09/18/2015	

Capacity resources (generation and purchased power contracts) shall not exceed 30 percent concentration from a single resource or supplier. Fuel supply contracts will be diversified such that no more than 40 percent (but not more than 1.5 million tons) will be from a single supplier that has the ability to source coal from multiple coal mining operations to supply Big Rivers for any rolling 12-month period. For fuel suppliers that have the ability to source coal from a single mining operation, no more than 25% (but not more than 1.0 million tons) will be from such supplier to supply Big Rivers for any rolling 12-month period.

Exceptions to these limits shall require approval of Big Rivers' Board.

f. Risk Measurement and Compliance Reporting

Risk measurement and policy compliance within the volumetric and lead time criteria will be provided to Big Rivers' Board monthly. This report will generally cover five years of projections.

Responsibility

It shall be the responsibility of the Board, CEO and IRMC to ensure compliance with this policy. Implementation of this policy shall adhere to the authority granted in the Energy Related Transaction Policy.

Number	Date	Notes	Approved by
Original	06/15/2007	Approved to be effective at close of unwind	Board
Rev 1	03/16/2012	Update out-of-date language (joining MISO, old policy reference), general cleanup	Board
Rev 2	09/18/2015	Update terminology (I.E. energy to Commodity, coal to solid fuel, electricity to purchased power), removed Appendix A (out-of-date examples) and Appendix B (no longer applicable), updated emission allowance section to be more concise and clarified resource diversity language.	Board



Hedge Policy				
Original Effective Date	07/16/2009	Date Last Reviewed	09/18/2015	Approved by BOARD
Original Approval Date	06/15/2007	Date Last Revised	09/18/2015	

1. Objective

The Big Rivers Electric Corporation ("Big Rivers") Hedge Policy will guide disciplined hedging of forward natural gas, solid fuel, fuel oil and purchased power resources ("Commodity/Commodities"). This Hedge Policy is designed to reduce Member-Owners' wholesale rate volatility and to maintain rates within desired tolerances. The primary purpose of this policy is to identify specific time and volume (as a percent of total projected generation) criteria for procuring projected Commodity-related needs.

This policy largely employs a price-averaging strategy of declining percentage of Commodity supply positions held over forward time periods. This strategy protects Big Rivers from potential adverse impacts that could result in either significant Commodity price increases or decreases. The strategy also maintains some elements of procurement flexibility. For example, during times of extremely attractive market conditions, this policy allows for increasing the amount of forward Commodities hedged above the stated ranges with the concurrence of the Board of Directors ("Board"). A key component of the policy is a monthly compliance report for the Board, which is outlined herein.

Although this document is primarily concerned with managing Commodity costs and risks, a limited amount of discussion on capacity adequacy, transmission congestion risk, emission allowances and fuel transportation based on similar principles is included.

2. Hedge Policy Criteria

The hedging criteria identified within this policy address the primary Commodity supply portfolio components that affect rates and reliability the most. Accordingly, the hedge criteria in the following sections represent the risk tolerance of Big Rivers and identify the processes Big Rivers will employ to manage these key Commodity supply risks.

a. Volumetric and Lead Time Criteria for Hedging

This policy employs a total Commodity hedging methodology whereby the MWh equivalent of all Commodity hedges are compared to the expected generation of Big Rivers. To apply as a Commodity hedge, fuel purchases must be combined with physical generation ownership or contracted capacity. The MWh equivalent hedge from fuel purchases will be the volume of mmBTUs of fuel procured for the unit or contract divided by the expected average heat rate of the generation unit or contract divided by 1,000. The total Commodity hedge is the MWh equivalent of the sum of fuel purchases and electricity purchases.

Rolling Monthly Hedge Ranges

One criteria of this policy is to have Commodities procured within defined volumetric ranges during the following rolling timeframes. These ranges identify the percentage of Big Rivers' projected total Commodity needs that will be procured with fixed price Commodities over a given time period. For purposes of this policy, Commodity needs are considered hedged or procured to the extent that the projected need is met by 1) authorized purchase transactions, as defined in the Big Rivers Energy Related Transaction Policy, or 2) authorized fuel transactions combined with physical generation unit ownership, heat rate transactions, or physical capacity transactions.

Deleted: ¶

Deleted: outlines the ... [2]

Formatted: Left

Deleted: energy

Deleted: .

Deleted: member

Deleted: %

Deleted: native load

Deleted: energy

Deleted: energy

Deleted: energy

Deleted: energy

Deleted: energy

Deleted: Appendix A ... [3]

Formatted: Left

Deleted: energy

Deleted: energy

Deleted: Fixed Pri ... [4]

Deleted: Energy

Deleted: The

Formatted: Left

Deleted: energy

Deleted: energy

Deleted: native load

Deleted: Total energ ... [5]

Deleted: an energy

Deleted:

Deleted: energy

Deleted: energy

Deleted: energy

Deleted: energy

Deleted: power

Hedge Policy				
Original Effective Date	07/16/2009	Date Last Reviewed	09/18/2015	Approved by BOARD
Original Approval Date	06/15/2007	Date Last Revised	09/18/2015	

Additionally, Commodity option transactions with out of the money strike prices may be used to hedge forward volumes, provided that they do not account for more than 15 percent of the projected Commodity needs in any given month, and they are not more than 50 percent out of the money at the time of the transaction.

Lead Time	Months 1 thru 3	Months 4 thru 12	Quarters 5 thru 8	Quarters 9 thru 12	Years 4 thru 5
Measurement Period	Rolling	Rolling	Rolling	Rolling	Calendar Year
Hedging Frequency	Monthly	Monthly	Quarterly	Quarterly	Annual
Range (%)	80-100	75-100	50-85	25-75	0-50

For the above table, Big Rivers will hedge projected Commodity needs based on the following criteria:

- **Lead Time:** The amount of time from the current period. Defined in months, quarters, or years.
- **Measurement Period:** This is the mechanism under which this volumetric range is measured. There are two measures - rolling, where the measurement period changes monthly and calendar year, where the measurement period is only changed at the change of a calendar year. In the case of conflict, the rolling criterion has precedence over calendar year.
- **Hedging Frequency:** This is primarily useful in conjunction with the rolling measurement period. This is the frequency that the rolling measurement period changes for policy compliance reporting purposes. The hedging frequency period prevents, for example, a situation where the transaction execution staff would have to hedge month 36 (the last month of quarter 12) at a time where monthly purchases are very illiquid (not readily available).
- **Range:** This is the range of overall Commodity needs that will be hedged with fixed price Commodities, of which up to 15 percent may be covered with options.

Commodity procurements that deviate from the stated range will require approval of the Board, and will be part of the regular reporting to the Board.

Commodity hedging will be a complementary hedging activity since Big Rivers has natural gas and coal-fired generation. Big Rivers may also hedge with Commodities if it enters a transaction that uses a natural gas, fuel oil, or coal index price to derive its electricity cost. Such natural gas, fuel oil, and coal-related generation or purchase transactions, while considered capacity, would not be considered Commodity hedges until the projected Commodity volumes are procured. In order to allow flexibility in overall Commodity hedging decisions, specific sub-targets for natural gas hedging are not set within this policy.



Formatted: Left
Deleted: power
Deleted: energy

Formatted Table

Deleted: 85
Deleted: 80
Deleted: 60
Deleted: 50
Deleted: 10
Formatted: Left
Deleted: energy

Deleted: energy
Deleted: energy
Deleted: ..
Deleted: Energy
Deleted: b. . Natural Gas, Fuel Oil, and Coal Hedging

Natural gas, coal, fuel oil, and power
Deleted: and because it procures replacement power when generation units are unavailable.

Deleted: natural gas, fuel oil or coal

Deleted: energy

Deleted: natural gas, fuel oil, and coal

Deleted: The monthly hedge criteria are measured based on total energy exposure for native load (total proje... [6]

Deleted: energy

Deleted: (e.g., ... [7]

Deleted: c.

Hedge Policy				
Original Effective Date	07/16/2009	Date Last Reviewed	09/18/2015	Approved by BOARD
Original Approval Date	06/15/2007	Date Last Revised	09/18/2015	

b. MISO Resource Adequacy Requirements

Big Rivers will comply with all MISO capacity requirement rules.

c. Congestion Hedging with Financial Transmission Rights (FTR)

It will be Big Rivers' policy to actively participate in the MISO FTR allocation and auction process with a prudent and predetermined strategy for addressing the planning year congestion risk.

Big Rivers will target to mitigate a minimum of 50% of congestion risk (measured by annual native load and non-member sales requirements) prior to or by the end of the MISO annual FTR auction.

Big Rivers will target to mitigate a minimum of 70% of congestion risk prior to the month of delivery.

d. Emission Allowance Hedging

This hedging policy calls for the establishment of an emission allowance procurement process to meet expected future requirements. Fixed price hedges for emission allowances include 1) actual or expected emission allowances allocated to Big Rivers from the EPA, 2) fixed price allowance purchases and sales, and 3) projected, budgeted, and Board-approved emission control equipment additions. Big Rivers will price average into its emission allowance position when purchasing emission allowances. Emission allowance needs will be managed similar to its approach for Commodities. Big Rivers will maintain fixed price allowance hedges based on the following table.

Lead Time	Current Calendar Year	Calendar Year Two	Calendar Year Three
Minimum (%)	80	70	60

Per applicable regulatory requirements, Big Rivers will hold enough allowances in all compliance accounts to cover emissions for the current reporting period. Specifically, all compliance accounts shall be populated with sufficient allowances to cover emissions for the current reporting period prior to the accounts being closed by the EPA, which is currently two (2) consecutive calendar months after the end of the reporting period. Furthermore, the Designated Representative will ensure that all compliance accounts have an adequate number of allowances prior to running "Final Compliance True up" after the accounts have been closed by the EPA.

Big Rivers will not buy emission allowances from the market for any given year if it results in emission allowances that exceed 105 percent of its expected needs without prior CEO approval.

e. Resource Diversity Management

Big Rivers will manage its resource diversity concentration risks on a rolling 12-month basis by diversifying its Commodity supply resources as follows:

Deleted: <object><object>
<object><object>



Your Touchstone Energy® Coopera

¶
Hedge Policy¶

Formatted: Left, Numbered + Level: 1 + Numbering Style: a, b, c, ... + Start at: 1 + Alignment: Left + Aligned at: 0" + Indent at: 0.25"

Deleted: d.

Formatted: No Spacing, Numbered + Level: 1 + Numbering Style: a, b, c, ... + Start at: 1 + Alignment: Left + Aligned at: 0" + Indent at: 0.25", Tab stops: 0.25", Left

Formatted: Font: Times New Roman

Formatted: Left

Deleted: e.

Formatted: Left, Numbered + Level: 1 + Numbering Style: a, b, c, ... + Start at: 1 + Alignment: Left + Aligned at: 0" + Indent at: 0.25"

Formatted: Left

Deleted: Big Rivers must meet EPA environmen(... [8]

Deleted: Options with "out of the money" strike pr(... [9]

Deleted: energy

Formatted Table

Formatted: Left

Formatted: Left

Deleted: Board

Deleted: f.

Formatted (... [10]

Formatted: Left

Deleted: energy

Hedge Policy			
Original Effective Date	07/16/2009	Date Last Reviewed	09/18/2015
Original Approval Date	06/15/2007	Date Last Revised	09/18/2015
			Approved by BOARD

Capacity resources (generation and purchased power contracts) shall not exceed 30 percent concentration from a single resource or supplier. Fuel supply contracts will be diversified such that no more than 40 percent (but not more than 1.5 million tons) will be from a single supplier that has the ability to source coal from multiple coal mining operations to supply Big Rivers for any rolling 12-month period. For fuel suppliers that have the ability to source coal from a single mining operation, no more than 25% (but not more than 1.0 million tons) will be from such supplier to supply Big Rivers for any rolling 12-month period.

Exceptions to these limits shall require approval of Big Rivers' Board.

f. Risk Measurement and Compliance Reporting

Risk measurement and policy compliance within the volumetric and lead time criteria will be provided to Big Rivers' Board monthly. This report will generally cover five years of projections.

Responsibility

It shall be the responsibility of the Board, CEO and IRMC to ensure compliance with this policy. Implementation of this policy shall adhere to the authority granted in the Energy Related Transaction Policy.

Number	Date	Notes	Approved by
Original	06/15/2007	Approved to be effective at close of unwind	Board
Rev 1	03/16/2012	Update out-of-date language (joining MISO, old policy reference), general cleanup	Board
Rev 2	09/18/2015	Update terminology (I.E. energy to Commodity, coal to solid fuel, electricity to purchased power), removed Appendix A (out-of-date examples) and Appendix B (no longer applicable), updated emission allowance section to be more concise and clarified resource diversity language.	Board

Deleted: <object><object>
<object><object>



Your Touchstone Energy® Cooper

Hedge Policy¶

Deleted: 20

Deleted: 2

Deleted: g. .

Formatted: Left, Numbered + Level: 1 + Numbering Style: a, b, c, ... + Start at: 1 + Alignment: Left + Aligned at: 0" + Indent at: 0.25"

Formatted: Left

Deleted: demonstrated on a regular basis in the ACES portfolio model risk report.

Deleted: three

Deleted: with five-year runs performed as needed

Formatted: Font: Not Bold

Deleted: ¶

¶

Formatted Table

Deleted: .

Moved (insertion) [1]

Formatted: Font color: Custom Color(RGB(54,95,145))

Deleted: Appendix A—Comprehensive Policy Objectives and Implementation Controls ¶

¶ Insulate portfolio from near term shocks¶

¶ ... [11]

Moved up [1]: Board

Formatted ... [12]


Deleted: to exceed the ranges. ¶ ... [13]

Approved by:	Original Effective Date <u>07/16/2009</u>
Board	Original Approval Date <u>06/15/2007</u>
	Date Last Reviewed <u>08/08/2014</u>
	Date Last Revised <u>03/16/2012</u>

Policy Number 111

BOARD POLICY



Your Touchstone Energy® Cooperative 

Hedge Policy

outlines the energy-related hedging policy (natural gas, coal, and electricity) that

Appendix A includes a more comprehensive review of the objectives of this policy.

Fixed Price Energy Policy -

Total energy hedged is the MWh equivalent of the sum of fuel purchases and electricity purchases.

The monthly hedge criteria are measured based on total energy exposure for native load (total projected electricity needed for native load minus energy already hedged).

(e.g., economically hedging additional needs via natural gas or coal contracts versus power purchases),

Big Rivers must meet EPA environmental compliance standards.

Options with "out of the money" strike prices may be used to hedge forward volumes, provided that they do not account for more than 15 percent of the projected emission needs in any given month, and they are not more than 50 percent out of the money at the time of the transaction.

Left, Numbered + Level: 1 + Numbering Style: a, b, c, ... + Start at: 1 + Alignment: Left + Aligned at: 0" + Indent at: 0.25"

Appendix A—Comprehensive Policy Objectives and Implementation Controls

Insulate portfolio from near term shocks

Spot market wholesale power, coal, natural gas, capacity and emission allowance market volatility can create a financial burden to Big Rivers and, therefore, Big Rivers' objective is to minimize exposure to this short-term volatility. In order to mitigate the financial exposure to short-term price shocks, Big Rivers

should continually reduce its exposure to these markets as a certain time period nears. Upcoming months should be hedged close to 100 percent as the month nears. An upcoming calendar year should be more hedged than out years. This should provide more budget certainty and reduce the likelihood of unsettling cost changes.

Interaction with Rates

Although purchases above the specified hedge ranges are not generally pursued, the flexibility of this hedging strategy allows for rate impact assessments to play an important role. In general, if satisfied with the rate consequence, Big Rivers can buy towards the top of the hedge range or seek approval from the

Page 4: [12] Formatted

2/8/2016 2:06:00 PM

Font color: Custom Color(54,95,145)

Page 4: [13] Deleted

2/8/2016 2:06:00 PM

to exceed the ranges.

During an upcoming 12-month period, a rate driven target to fill and/or a trailing stop can be used to drive residual purchases. Since this time interval allows hedges up to 100 percent (if achievable), a rate objective could be used in this timeframe while imposing little risk of becoming too out of balance with the market as is the case for the out years.

Another key component of the hedging strategy is to understand the impact of various market conditions on Big Rivers' all-in member rates. Ongoing analyses of the relationship between Big Rivers' rates and various market price levels allows recognition of market conditions where additional purchases are warranted to pursue an attractive absolute rate level.

Execution Strategy and Potential Departures

Execution strategies will be developed to implement this hedging policy. Hedges will be entered based on disciplined execution strategies developed to comply with this policy. Execution strategies will include considerations of hedge timing, market price levels, rates and the Big Rivers budget.

Departures above the monthly ranges or for additional years past the stated horizon should only occur when market prices indicate fundamental value. Fundamental value will be determined with a historical view of market prices combined with forward looking fundamental supply and demand dynamics given expected generation diversity. Fundamental value can also address Big Rivers' desire to stabilize a portion of its long-term rates through long-term transactions or asset ownership.

As an example, given current market price dynamics, Big Rivers could consider buying above the hedging ranges and/or for added years if forward power drops below \$28/MWh for an annual 7x24 block. The

execution strategy may specify the magnitude and duration of departure from the stated hedging ranges. It might indicate that at \$25/MWh prices add 15 percent to the range and extend hedging to four years.

Execution strategies are continually in the development stage, but will become an important aspect of the hedging policy. Approved execution strategies will be firmly followed, but may be modified through the IRMC.

Appendix B – ACES Report on the Big Rivers Portfolio

Purpose – A consistent report to formally communicate risk, hedging activities, and other information to the IRMC and the Board, including:

Projected costs,

Changes in projections compared to the previous report and the budget,

Market changes,

Probability or “certainty” in the projections,

Potential changes in projected costs due to stress events such as drastic forward price changes,

Actual hedges compared to hedge policy ranges.

Addendums – Periodically or as necessary the report may contain risk assessments or decision support information for issues such as:

Hedging opportunities outside of policy (e.g., long-term transaction/power plant investments),

Longer term portfolio risk assessments.

**Policy No. 120 –
Fuel Procurement Policy and Procedure**

Fuel Procurement Policies and Procedures				
Original Effective Date	07/16/2009	Date Last Reviewed	08/21/2015	Approved by BOARD
Original Approval Date	12/20/2007	Date Last Revised	08/21/2015	

Policy Purpose

The purpose of the Fuel Procurement Policies and Procedures guidelines is to present the principles that govern the procurement of fuel, reagent, and associated transportation. This document is not intended to provide a step-by-step procedural flow, but place an emphasis on procurement policies and a concise overview of appropriate procurement practices. The awarding of Contracts and Purchase Orders will comply with business controls including corporate governance, authority limit matrices, auditing recommendations, and other established practices and limitations.

FUEL PROCUREMENT POLICIES AND PROCEDURES

A. Definitions:

1. "Agreement" means a legally binding document, in which one party agrees to sell and the other agrees to buy fuel, reagent, or transportation services for such, which is executed by both Buyer and Seller.
2. "Award Recommendation" means the Company's approval process for the review and approval by Senior Management of a recommended fuel, reagent, or transportation purchase that fall outside the limits established in the Company's granted authority limits.
3. "Company" means Big Rivers Electric Corporation.
4. "Contract" is an Agreement, Letter Agreement, Purchase Order, or Spot Contract for fuel supply, reagent, or such transportation with certain terms and conditions that describe the business transaction under which the Company procures fuel, reagent, and related transportation.
5. "Contract purchase" means any purchase of fuel, reagent, or transportation on behalf of the Company under a contract, typically more than one year's duration.
6. "Department" means the Company's Fuels Department.
7. "Director" means the Company's Director of Fuels.
8. "Emergency" means extraordinary conditions affecting fuel production, transportation, or usage, including but not limited to strikes, lockouts or other labor problems, embargoes, mining impediments and other problems affecting the production or transportation of fuel, existing and/or forecasted extreme weather conditions, or any other conditions or circumstances that could be reasonably foreseen as impairing the continued supply of fuel to Company facilities.
9. "Environmental standards" mean the legal requirements for compliance with emission levels or other environmental requirements applicable to one or more of the Company's generating units.
10. "Fuel" means combustibles purchased by the Company for one or more of its generating stations.

Fuel Procurement Policies and Procedures				
Original Effective Date	07/16/2009	Date Last Reviewed	08/21/2015	Approved by BOARD
Original Approval Date	12/20/2007	Date Last Revised	08/21/2015	

11. "VP Production" means the Company's principal individual responsible for power generation and fuel procurement, among other duties.
12. "Solicitation" means the process of soliciting bids (written or oral) for the supply of fuel, reagent, and/or related transportation services.
13. "Spot Contract" is a type of agreement that may be issued by the Company for the supply of fuel, reagent, or related transportation of such with a term of typically one year or less.
14. "Spot Purchase" means any purchase of fuel, reagent, or related transportation on behalf of the Company where the terms and conditions are incorporated in the Letter Agreement, Purchase Order or Spot Contract and the term is typically of one year or less.
15. "Station" means one of the Company's generating facilities.
16. "Supplier" means the seller or counterparty to an agreement who is obligated to comply with and fulfill the agreement's terms and conditions.
17. "Unit" means a generating unit at a station.
18. "Unit bus bar cost" is the total variable production cost including the maintenance cost associated with burning the fuel.

B. Fuel Procurement Policies:

The Company's fuel procurement policy is to obtain an adequate supply of fuel and reagent of sufficient quality at the most competitive overall evaluated cost on a unit bus bar basis consistent with the Company's obligations to provide adequate and reliable service to its customers, to meet operational and environmental standards, and to meet any other applicable legal requirements. The Company will use its best efforts to secure its fuel and reagent supply at competitive prices through solicitation for such.

Implementation of this policy is of highest priority to the Company. The Fuels Department shall be organized and staffed, and fuel procurement procedures and administration shall be conducted, in an efficient and practical manner consistent with this policy. Fuel, reagent, and related transportation shall be purchased at competitive prices considering all material factors. The factors include but are not limited to: quantity needed to maintain an adequate supply, quality necessary to ensure generating unit operating and maintenance characteristics and environmental standards, reliability of the supplier, creditworthiness, and forward planning to meet projected system requirements, and meeting emergency or other unusual circumstances that might affect operating conditions. From time to time, the Director of Fuels will review the Company's Fuel Procurement Policies and Procedures and recommend updates as appropriate.

Fuel Procurement Policies and Procedures				
Original Effective Date	07/16/2009	Date Last Reviewed	08/21/2015	Approved by BOARD
Original Approval Date	12/20/2007	Date Last Revised	08/21/2015	

C. Organization:

1. Department Structure. The Department shall be organized and staffed to effectively administer the Company's fuel procurement function.
2. Organizational Responsibility. The VP Production to whom the Director reports, has the responsibility for fuel procurement. The Director is responsible for the Department. Other departments may be called upon by the Department to the extent the Director or VP Production considers advisable in the execution of the functions of the Department.
3. Approval Authority (Award Recommendation). An Award Recommendation will be prepared for all fuel purchases that exceed the term, tenor, or notional amount of authority of the Director of Fuels which is specified in the single transaction authority limits by the Company. The Award Recommendation will be drafted by the Director. Contractual agreements and amendments for procurement shall be reviewed by Fuels legal counsel, and executed by the VP Production within the authority granted by the Energy Related Transaction Authority Policy. Greater expenditures shall require the signature of the Company's President and Chief Executive Officer when such expenditure is within his trading authority as established by the Board of Directors. These levels of authority may be amended, supplemented, or superseded as dictated by the Company.
4. Reports. The Director will instruct the Department to prepare, maintain and distribute reports to management and others as deemed necessary for business operations and regulatory requirements.
5. Records. The Department shall maintain the following records:
 - a. Open Contract Files. The Department shall maintain the following on open status for at least one-year or longer as the contract term or other conditions warrant:
 1. For each current contract supplier, the files will contain:
 - a) Contract documents, amendments, purchase orders and escalation documentation;
 - b) General correspondence;
 - c) Invoices and invoice verification data;
 - d) Delivery records and quality analyses data;
 - e) Inspection reports and other data.
 2. A record of transportation equipment owned or leased by the Company (as applicable).
 3. A list containing current suppliers and known potential Suppliers of fuel.
 - b. Closed Contract Files. The Department shall maintain its files according to the Company's record retention plan.

Fuel Procurement Policies and Procedures				
Original Effective Date	07/16/2009	Date Last Reviewed	08/21/2015	Approved by BOARD
Original Approval Date	12/20/2007	Date Last Revised	08/21/2015	

6. General Administrative Duties.

The Department shall subscribe to and have membership in appropriate trade and industry publications and/or associations, to include reports of governmental or consulting agencies concerning fuel, reagent, and related transportation market information, to include fuel prices and/or projections. Department personnel shall use their best efforts to keep current with fuel market conditions, prices and availability, and other developments relating to fuel procurement.

D. Fuel Supply Procedures:

1. Projections. In conjunction with other departments of the Company, the Department shall prepare annually a projection of fuel usage and cost at each Station for the number of years required for use in the Company's planning process.
2. Contract/Spot Mix. Subject to the approval of the VP Production, the Director shall determine whether a contract purchase is advisable, considering the following factors: (a) the availability of adequate supplies from qualified suppliers, (b) the advisability or need to have an adequate supply committed for an existing or planned unit (subject to inventory limits specified by the Company), (c) the desire to maintain practical flexibility as to market conditions and other factors affecting price and availability, (d) existing and anticipated environmental standards, (e) such other factors as may reasonably affect the implementation of the Company's Fuel Procurement Policy and (f) fuel impact on generation facilities' operation and maintenance.
3. Current Requirements. The Department shall review and analyze the data available to the Department for purposes of conducting fuel and reagent purchases in a timely manner to meet the requirements of the Company.
4. Supplier Qualifications. The Company shall select potential suppliers on the basis of evaluation, market intelligence, performance information (as available), industry research, and creditworthiness, as determined by the Director and his staff. No potential qualified supplier shall be preferred or discriminated against because of race, religion, color, sex, age or marital status of the supplier or any of its representatives.

A supplier evaluation (to include site visit and mine engineering and/or performance report) may be performed to determine if a supplier has the ability to deliver in the time frame requested the quantity and quality of coal or reagent bid at the offered price.

5. Solicitations. The Department shall maintain a current list of Suppliers and shall review that list from time to time to ensure that it remains current. Normally, the Company shall purchase its fuel and reagent through sealed bid solicitations; however, the Company reserves the right to utilize its market intelligence to seize opportunity purchases of fuels and reagent, request oral, written, or electronic offers, potentially followed by negotiations, when in its judgment market conditions provide an opportunity to obtain fuel or reagent more advantageously than through mailed bid solicitations and usual procedures. When the Company foregoes the solicitation process, documentation shall be appended to the resulting purchase order file describing the conditions.

Fuel Procurement Policies and Procedures				
Original Effective Date	07/16/2009	Date Last Reviewed	08/21/2015	Approved by BOARD
Original Approval Date	12/20/2007	Date Last Revised	08/21/2015	

A notice of a request for quotation (“RFQ”) shall be provided to normal industry newsletters and information postings. The normal solicitation process shall require that potential suppliers be notified in writing as to the general quantities, terms and quality specifications required. An RFQ number will be assigned to for the quotation package. An RFQ will include: instructions to bidders (date and time due); scope of supply (quantity and quality); potential term; standard terms and conditions of typical agreements.

Offers from potential suppliers shall be returned by the requested date and time or they will be rejected. A bid log shall be kept for logging in receipt of bid offers. Attendees viewing the opening of the bid shall initial the bid document as opened and the log as at the completion of the opening. Offers shall be opened and logged in the presence of the VP Production and Director of Fuel or their representative in their absence, and another selected representative outside of the Fuels Department.

All appropriate bid data shall be documented and electronically categorized for the process of evaluation of the various offerings of fuel and reagent. The documents shall be maintained in a secured area and shall be kept pursuant to normal record keeping practices.

6. Contract Awards. The Department shall review and analyze each Contract offer. The Director, or his/her representative, may engage in preliminary negotiations to determine which offers warrant further consideration. The Director and/or representative shall investigate the potential supplier and proposed source of supply; and, as to any offer for fuel, the Department shall verify the adequacy of the proposed source of supply as to quantity, quality, and timely deliverability.

The evaluation shall include, but not necessarily be limited to, the response to the RFQ (items required by the RFQ for satisfactory operational, environmental, and economic criteria); diversity of supply; supplier credit assessment; transportation mode and cost; and diversity of suppliers to provide the lowest evaluated cost of electrical energy to the Unit bus bar over the long term.

From this initial evaluation, a select group of potential suppliers (a “short-list”) of suppliers shall be developed for more in-depth evaluation. The Department may then engage in preliminary discussions to ensure that the offer warrants further evaluation and consideration. The objective of the negotiating discussions is to ensure that the Company achieves balanced terms and conditions and the lowest evaluated electrical energy delivered to the Unit bus bar and reliable supply consistent with other qualifiers related to supplier reliability, environmental restraints, transportation options, etc.

The recommended Supplier(s) shall be selected by the negotiating team based upon the evaluation criteria and the results of the negotiating discussions. The Department shall prepare a detailed Award Recommendation for approval. The Award Recommendation shall document the selection criteria and pertinent factors, and in circumstances where more than one company is selected, the recommendation shall describe the tonnage requirements and other responsibilities of each of the other recommended Suppliers.

Fuel Procurement Policies and Procedures				
Original Effective Date	07/16/2009	Date Last Reviewed	08/21/2015	Approved by BOARD
Original Approval Date	12/20/2007	Date Last Revised	08/21/2015	

All contracts for which the term, tenor or notional amount exceed the limits specified for the Director of Fuels must be approved and signed by individual(s) authorized per the Energy Related Transaction Authority Policy.

7. Spot Purchases. Spot purchases may be made by the Company whenever considered advisable by the Director in furtherance of the Company's fuel and reagent needs, subject to the limit of authority as outlined by the Company.
 8. Documentation. Contracts shall be signed by a duly appointed officer of the Supplier and an Officer of the Company. A purchase order may be issued for a spot purchase. A purchase order shall contain all terms of that purchase. Further, the Department shall maintain documentation of the final list (log) of bidders, a copy of the entire bid package; bidder's responses; and the bid evaluation summary used for decision support.
 9. Fuel Oil. Fuel Supply Procedures principally address procurement of solid fuel. Fuel oil is procured on an "as-needed" basis due to the infrequency of use of this fuel and the nature of the oil markets. When the need for oil arises, the Fuels Department shall act to solicit vendors for offers. Orders are assigned on the basis of lowest delivered cost per gallon and ability to fill the order. Solicitation results shall be documented and purchase orders issued in the Fuels Department for those purchases initiated and completed by the Department.
- E. Fuel Supply and Reagent Agreement Administration:**
1. Compliance. The Department shall review and analyze daily business and operational reports to properly administer all fuel and transportation agreements.
 2. Coal weights. Coal weights shall be obtained by either the Company or by Supplier, upon agreement by Company. Coal weight is obtained by scale or draft method, depending upon Company site or methodology employed by Supplier to ascertain weights. In either event, coal weights are obtained by industry-accepted standards, and in cases where scales are utilized, are duly tested and maintained in proper order for such purpose. In cases where draft weights are utilized, the Company employs processes to verify actions to obtain draft weights and that such measures are by industry-accepted standards. Coal quantity is obtained by Station personnel and reported through the fuels information system or is provided by the Supplier pursuant to the contract agreement.
 3. Coal sampling. Coal sampling and analysis shall be performed by either the Company or the Supplier, upon agreement by Company. Coal sampling and analysis shall be performed according to procedures adopted by the Company's laboratory in accordance with A.S.T.M. standards for coal sampling, coal sample preparation, coal sample identification, handling of sample, and coal analysis. Coal quality is assessed and reported through the fuels information system by the Company's laboratory personnel or is provided by the Supplier pursuant to the contract agreement.

Fuel Procurement Policies and Procedures				
Original Effective Date	07/16/2009	Date Last Reviewed	08/21/2015	Approved by BOARD
Original Approval Date	12/20/2007	Date Last Revised	08/21/2015	

4. Amendments. A contract shall not be materially amended except after analysis by the Department and recommendation of the Director of Fuels or the VP Production. No material contract or purchase order addendum shall be made except upon legal review of such amendment, recommendation of the Director and the approval of the VP Production pursuant to the limits of the Company stated in Board Policy 105 – Energy Related Transaction Authority. Amendments to contracts that were originally approved by the Board shall also be approved by the Board.

5. Contract Administration. The Director and the Department shall remain informed as to the terms and conditions of each current contract, and maintain the necessary data to administer the contracts. Every supplier request for a change in terms, conditions, or prices must be written and supported by adequate data in conformity with the contract. Each such request shall be analyzed by the Department against the contract provisions, and reported with recommendations to the Director. After review by the Director, the supplier request and Department's recommendations shall be approved as required by the Company. If any request is not approved in whole or in part, the Director shall advise the supplier, specifying the Company's objections with an adequate explanation. If the supplier's request is not approved, negotiation between the supplier and Company as dictated by contract terms shall be the primary method of resolving the issue.

6. Force Majeure. A supplier's claim for relief from compliance with fuel supply agreement terms due to force majeure conditions must be in writing with an adequate description of conditions warranting nonperformance. Each force majeure claim shall be reviewed by the Director and the company's legal counsel.

7. Inspections. The Director shall request inspections of mining and other facilities of a contract fuel and/or reagent supplier or other facilities as required or deemed necessary to manage the performance and contractual relationship (Contract Administration).

- F. Fuel and Reagent Supply Agreement Enforcement:**
 1. General Enforcement Policy. Supplier obligations under Fuel or Reagent Supply Agreements shall be enforced by the Company in a reasonable, fair, and practical manner to achieve supplier compliance with the Company's overall procurement policy and the continuing supply of fuel to meet current and anticipated system requirements.

 2. Director Responsibility. Whenever it is determined that a shipment does not meet Fuel Supply or Reagent Agreement terms, the Director, or his/her designee, shall inform the supplier and direct that subsequent shipments be in compliance. When necessary the VP Production and the Director may determine, or receive advice, as to further action needed to assure fuel or reagent supply agreement compliance.

 3. Legal Assistance. The Department shall have access to, and shall receive advice from, legal counsel as provided by the Company on any matter relating to fuel, reagent, and related transportation procurement, contracts and amendments thereto, administration, and enforcement. Should a dispute as to a supplier's performance fail to be satisfactorily resolved by the Director, the matter shall be referred to legal counsel. Legal counsel may consider further negotiation,

Fuel Procurement Policies and Procedures				
Original Effective Date	07/16/2009	Date Last Reviewed	08/21/2015	Approved by BOARD
Original Approval Date	12/20/2007	Date Last Revised	08/21/2015	

arbitration (if provided by the contract), or litigation. No arbitration or litigation shall commence except on the advice of said counsel with approval by senior management.

G. Inventory Levels:

The Company has an obligation to ensure continuous low cost, reliable service to its Member-Owners. Decisions affecting fuel inventory shall consider these obligations.

The Company shall maintain an adequate inventory while allowing for enough flexibility to permit inventory levels to be responsive to known and anticipated changes in conditions in an attempt to avoid risks and stoppages due to unforeseen conditions. Inventory shall be recommended based upon, but not limited to, supplier performance, environmental conditions, labor matters, logistical issues and concerns, and generation requirements and dispatch. The general level of inventory shall be monitored for such matters and recommendations to adjust inventory to meet anticipated conditions shall be made from time to time. Such inventory recommendations shall be made by the Director for approval by the Senior Management of the Company and shall be in accordance with or modify concurrently Board Policy 121 – Solid Fuel Inventory.

Solid fuel inventories and reagent shall be monitored and reported regularly via the Company's fuel information system(s).

H. Emergency Procurement:

Any one or more of the procedures described herein may be waived by the VP Production, when, in the informed judgment of the Director, and on his recommendation, fuel must be purchased without complying with one or more of such provisions due to extraordinary conditions including strikes, lockouts or other labor problems affecting fuel production, embargoes, mining or other problems affecting production or transportation, existing and/or forecasted extreme weather conditions, or any other conditions or circumstances that can be reasonably foreseen as impairing the continued supply of fuel and reagent to the Company from its existing suppliers. When such a purchase is made, documentation of circumstances will be appended to the purchase order and/or contract file.

I. Transportation Services Contracts:

Transportation services bids shall be requested and Contracts negotiated whenever appropriate. Consideration shall be given to plant requirements, supplier loading capabilities, relative location of supplier to Stations, transportation mix, unloading capabilities and capacities at Stations, logistic constraints, transportation provider economics, Station material handling economics, and any other factor which might affect the delivery of Fuel and reagent to the Company's Stations.

Unless otherwise dictated by Emergency situations, the Solicitation process will be utilized for transportation services. The selection of transportation provider will generally be based upon, but not necessarily limited to cost, reliability, insurance, past / current performance, container availability

Fuel Procurement Policies and Procedures				
Original Effective Date	07/16/2009	Date Last Reviewed	08/21/2015	Approved by BOARD
Original Approval Date	12/20/2007	Date Last Revised	08/21/2015	

and suitability for purpose, material handling capacities and constraints, transportation mix, and any other mitigating factors in terms of logistics.

All transportation service agreements shall be in written contractual form duly executed by an authorized supplier of service and the Company.

J. Ethics and Conduct:

The Company recognizes the importance of following appropriate business ethics to guide the conduct of the Fuels Department in the performance of its duties and responsibilities. Fuels staff shall adhere to the ethical standards and policies of the Company including, but not limited to, the Business Ethics Policy and the Conflicts of Interest Policy for Big Rivers' Employees. Also, each contractual document shall denote that the contract was prepared and executed in ethical dealing.

Fuels staff shall endeavor to serve the best interests of the Company, its Members, and stakeholders in the performance of their duties and responsibilities.

Number	Date	Notes	Approved by
Original	12/21/2007	Approved to be effective at close of unwind	Board
Rev 1	03/16/2012	Update out of date language and staffing changes	Board
Rev 2	03/14/2013	Update due to title change	
Rev 3	03/21/2014	Add date last reviewed line, section header and change "mmBTU" to "gallon"	Board
Rev 4	09/19/2014	Change Chief Operating Officer to VP Production	Board
Rev 5	08/21/2015	Add reference to Board Policy 105 – Energy Related Transaction Authority and Board Policy 120 – Solid Fuel Inventory; general clean up	Board



Fuel Procurement Policies and Procedures				
Original Effective Date	07/16/2009	Date Last Reviewed	08/21/2015	Approved by BOARD
Original Approval Date	12/20/2007	Date Last Revised	08/21/2015	

Policy Purpose

The purpose of the Fuel Procurement Policies and Procedures guidelines is to present the principles that govern the procurement of fuel, reagent, and associated transportation. This document is not intended to provide a step-by-step procedural flow, but place an emphasis on procurement policies and a concise overview of appropriate procurement practices. The awarding of Contracts and Purchase Orders will comply with business controls including corporate governance, authority limit matrices, auditing recommendations, and other established practices and limitations.

FUEL PROCUREMENT POLICIES AND PROCEDURES

A. Definitions:

1. "Agreement" means a legally binding document, in which one party agrees to sell and the other agrees to buy fuel, reagent, or transportation services for such, which is executed by both Buyer and Seller.
2. "Award Recommendation" means the Company's approval process for the review and approval by Senior Management of a recommended fuel, reagent, or transportation purchase that fall outside the limits established in the Company's granted authority limits.
3. "Company" means Big Rivers Electric Corporation.
4. "Contract" is an Agreement, Letter Agreement, Purchase Order, or Spot Contract for fuel supply, reagent, or such transportation with certain terms and conditions that describe the business transaction under which the Company procures fuel, reagent, and related transportation.
5. "Contract purchase" means any purchase of fuel, reagent, or transportation on behalf of the Company under a contract, typically more than one year's duration.
6. "Department" means the Company's Fuels Department.
7. "Director" means the Company's Director of Fuels.
8. "Emergency" means extraordinary conditions affecting fuel production, transportation, or usage, including but not limited to strikes, lockouts or other labor problems, embargoes, mining impediments and other problems affecting the production or transportation of fuel, existing and/or forecasted extreme weather conditions, or any other conditions or circumstances that could be reasonably foreseen as impairing the continued supply of fuel to Company facilities.
9. "Environmental standards" mean the legal requirements for compliance with emission levels or other environmental requirements applicable to one or more of the Company's generating units.
10. "Fuel" means combustibles purchased by the Company for one or more of its generating stations.

Fuel Procurement Policies and Procedures

Original Effective Date	07/16/2009	Date Last Reviewed	08/21/2015	Approved by BOARD
Original Approval Date	12/20/2007	Date Last Revised	08/21/2015	



11. "VP Production" means the Company's principal individual responsible for power generation and fuel procurement, among other duties.
12. "Solicitation" means the process of soliciting bids (written or oral) for the supply of fuel, reagent, and/or related transportation services.
13. "Spot Contract" is a type of agreement that may be issued by the Company for the supply of fuel, reagent, or related transportation of such with a term of typically one year or less.
14. "Spot Purchase" means any purchase of fuel, reagent, or related transportation on behalf of the Company where the terms and conditions are incorporated in the Letter Agreement, Purchase Order or Spot Contract and the term is typically of one year or less.
15. "Station" means one of the Company's generating facilities.
16. "Supplier" means the seller or counterparty to an agreement who is obligated to comply with and fulfill the agreement's terms and conditions.
17. "Unit" means a generating unit at a station.
18. "Unit bus bar cost" is the total variable production cost including the maintenance cost associated with burning the fuel.

B. Fuel Procurement Policies:

The Company's fuel procurement policy is to obtain an adequate supply of fuel and reagent of sufficient quality at the most competitive overall evaluated cost on a unit bus bar basis consistent with the Company's obligations to provide adequate and reliable service to its customers, to meet operational and environmental standards, and to meet any other applicable legal requirements. The Company will use its best efforts to secure its fuel and reagent supply at competitive prices through solicitation for such.

Implementation of this policy is of highest priority to the Company. The Fuels Department shall be organized and staffed, and fuel procurement procedures and administration shall be conducted, in an efficient and practical manner consistent with this policy. Fuel, reagent, and related transportation shall be purchased at competitive prices considering all material factors. The factors include but are not limited to: quantity needed to maintain an adequate supply, quality necessary to ensure generating unit operating and maintenance characteristics and environmental standards, reliability of the supplier, creditworthiness, and forward planning to meet projected system requirements, and meeting emergency or other unusual circumstances that might affect operating conditions. From time to time, the Director of Fuels will review the Company's Fuel Procurement Policies and Procedures and recommend updates as appropriate.

Fuel Procurement Policies and Procedures				
Original Effective Date	07/16/2009	Date Last Reviewed	08/21/2015	Approved by BOARD
Original Approval Date	12/20/2007	Date Last Revised	08/21/2015	

Deleted: <object><object>
<object><object>



Your Touchstone Energy Cooperative

Fuel Procurement Policies and Procedures

C. Organization:

1. Department Structure. The Department shall be organized and staffed to effectively administer the Company's fuel procurement function.
2. Organizational Responsibility. The VP Production to whom the Director reports, has the responsibility for fuel procurement. The Director is responsible for the Department. Other departments may be called upon by the Department to the extent the Director or VP Production considers advisable in the execution of the functions of the Department.
3. Approval Authority (Award Recommendation). An Award Recommendation will be prepared for all fuel purchases that exceed the term, tenor, or notional amount of authority of the Director of Fuels which is specified in the single transaction authority limits by the Company. The Award Recommendation will be drafted by the Director. Contractual agreements and amendments for procurement shall be reviewed by Fuels legal counsel, and executed by the VP Production within the authority granted by the Energy Related Transaction Authority Policy. Greater expenditures shall require the signature of the Company's President and Chief Executive Officer, when such expenditure is within his trading authority as established by the Board of Directors. These levels of authority may be amended, supplemented, or superseded as dictated by the Company.
4. Reports. The Director will instruct the Department to prepare, maintain and distribute reports to management and others as deemed necessary for business operations and regulatory requirements.
5. Records. The Department shall maintain the following records:
 - a. Open Contract Files. The Department shall maintain the following on open status for at least one-year or longer as the contract term or other conditions warrant:
 1. For each current contract supplier, the files will contain:
 - a) Contract documents, amendments, purchase orders and escalation documentation;
 - b) General correspondence;
 - c) Invoices and invoice verification data;
 - d) Delivery records and quality analyses data;
 - e) Inspection reports and other data.
 2. A record of transportation equipment owned or leased by the Company (as applicable).
 3. A list containing current suppliers and known potential Suppliers of fuel.
 - b. Closed Contract Files. The Department shall maintain its files according to the Company's record retention plan.

Deleted: ,

Deleted: and

Fuel Procurement Policies and Procedures				
Original Effective Date	07/16/2009	Date Last Reviewed	08/21/2015	Approved by BOARD
Original Approval Date	12/20/2007	Date Last Revised	08/21/2015	

Deleted: <object><object>
<object><object>



Your Touchstone Energy® Cooperative

Fuel Procurement Policies and Procedures

6. General Administrative Duties.

The Department shall subscribe to and have membership in appropriate trade and industry publications and/or associations, to include reports of governmental or consulting agencies concerning fuel, reagent, and related transportation market information, to include fuel prices and/or projections. Department personnel shall use their best efforts to keep current with fuel market conditions, prices and availability, and other developments relating to fuel procurement.

Deleted: ¶

D. Fuel Supply Procedures:

1. Projections. In conjunction with other departments of the Company, the Department shall prepare annually a projection of fuel usage and cost at each Station for the number of years required for use in the Company's planning process.
2. Contract/Spot Mix. Subject to the approval of the VP Production, the Director shall determine whether a contract purchase is advisable, considering the following factors: (a) the availability of adequate supplies from qualified suppliers, (b) the advisability or need to have an adequate supply committed for an existing or planned unit (subject to inventory limits specified by the Company), (c) the desire to maintain practical flexibility as to market conditions and other factors affecting price and availability, (d) existing and anticipated environmental standards, (e) such other factors as may reasonably affect the implementation of the Company's Fuel Procurement Policy and (f) fuel impact on generation facilities' operation and maintenance.
3. Current Requirements. The Department shall review and analyze the data available to the Department for purposes of conducting fuel and reagent purchases in a timely manner to meet the requirements of the Company.
4. Supplier Qualifications. The Company shall select potential suppliers on the basis of evaluation, market intelligence, performance information (as available), industry research, and creditworthiness, as determined by the Director and his staff. No potential qualified supplier shall be preferred or discriminated against because of race, religion, color, sex, age or marital status of the supplier or any of its representatives.

A supplier evaluation (to include site visit and mine engineering and/or performance report) may be performed to determine if a supplier has the ability to deliver in the time frame requested the quantity and quality of coal or reagent bid at the offered price.

5. Solicitations. The Department shall maintain a current list of Suppliers and shall review that list from time to time to ensure that it remains current. Normally, the Company shall purchase its fuel and reagent through sealed bid solicitations; however, the Company reserves the right to utilize its market intelligence to seize opportunity purchases of fuels and reagent, request oral, written, or electronic offers, potentially followed by negotiations, when in its judgment market conditions provide an opportunity to obtain fuel or reagent more advantageously than through mailed bid solicitations and usual procedures. When the Company foregoes the solicitation process, documentation shall be appended to the resulting purchase order file describing the conditions.

Fuel Procurement Policies and Procedures				
Original Effective Date	07/16/2009	Date Last Reviewed	08/21/2015	Approved by BOARD
Original Approval Date	12/20/2007	Date Last Revised	08/21/2015	

Deleted: <object><object>
<object><object>



Your Touchstone Energy® Cooperative

Fuel Procurement Policies and Procedures

Deleted: ¶

A notice of a request for quotation (“RFQ”) shall be provided to normal industry newsletters and information postings. The normal solicitation process shall require that potential suppliers be notified in writing as to the general quantities, terms and quality specifications required. An RFQ number will be assigned to for the quotation package. An RFQ will include: instructions to bidders (date and time due); scope of supply (quantity and quality); potential term; standard terms and conditions of typical agreements.

Offers from potential suppliers shall be returned by the requested date and time or they will be rejected. A bid log shall be kept for logging in receipt of bid offers. Attendees viewing the opening of the bid shall initial the bid document as opened and the log as at the completion of the opening. Offers shall be opened and logged in the presence of the VP Production and Director of Fuel or their representative in their absence, and another selected representative outside of the Fuels Department.

All appropriate bid data shall be documented and electronically categorized for the process of evaluation of the various offerings of fuel and reagent. The documents shall be maintained in a secured area and shall be kept pursuant to normal record keeping practices.

6. Contract Awards. The Department shall review and analyze each Contract offer. The Director, or his/her representative, may engage in preliminary negotiations to determine which offers warrant further consideration. The Director and/or representative shall investigate the potential supplier and proposed source of supply; and, as to any offer for fuel, the Department shall verify the adequacy of the proposed source of supply as to quantity, quality, and timely deliverability.

The evaluation shall include, but not necessarily be limited to, the response to the RFQ (items required by the RFQ for satisfactory operational, environmental, and economic criteria); diversity of supply; supplier credit assessment; transportation mode and cost; and diversity of suppliers to provide the lowest evaluated cost of electrical energy to the Unit bus bar over the long term.

From this initial evaluation, a select group of potential suppliers (a “short-list”) of suppliers shall be developed for more in-depth evaluation. The Department may then engage in preliminary discussions to ensure that the offer warrants further evaluation and consideration. The objective of the negotiating discussions is to ensure that the Company achieves balanced terms and conditions and the lowest evaluated electrical energy delivered to the Unit bus bar and reliable supply consistent with other qualifiers related to supplier reliability, environmental restraints, transportation options, etc.

The recommended Supplier(s) shall be selected by the negotiating team based upon the evaluation criteria and the results of the negotiating discussions. The Department shall prepare a detailed Award Recommendation for approval. The Award Recommendation shall document the selection criteria and pertinent factors, and in circumstances where more than one company is selected, the recommendation shall describe the tonnage requirements and other responsibilities of each of the other recommended Suppliers.



Fuel Procurement Policies and Procedures

Original Effective Date	07/16/2009	Date Last Reviewed	08/21/2015	Approved by BOARD
Original Approval Date	12/20/2007	Date Last Revised	08/21/2015	

All contracts for which the term, tenor or notional amount exceed the limits specified for the Director of Fuels must be approved and signed by individual(s) authorized per the Energy Related Transaction Authority Policy.

7. **Spot Purchases.** Spot purchases may be made by the Company whenever considered advisable by the Director in furtherance of the Company's fuel and reagent needs, subject to the limit of authority as outlined by the Company.
 8. **Documentation.** Contracts shall be signed by a duly appointed officer of the Supplier and an Officer of the Company. A purchase order may be issued for a spot purchase. A purchase order shall contain all terms of that purchase. Further, the Department shall maintain documentation of the final list (log) of bidders, a copy of the entire bid package; bidder's responses; and the bid evaluation summary used for decision support.
 9. **Fuel Oil.** Fuel Supply Procedures principally address procurement of solid fuel. Fuel oil is procured on an "as-needed" basis due to the infrequency of use of this fuel and the nature of the oil markets. When the need for oil arises, the Fuels Department shall act to solicit vendors for offers. Orders are assigned on the basis of lowest delivered cost per gallon and ability to fill the order. Solicitation results shall be documented and purchase orders issued in the Fuels Department for those purchases initiated and completed by the Department.
- E. Fuel Supply and Reagent Agreement Administration:**
1. **Compliance.** The Department shall review and analyze daily business and operational reports to properly administer all fuel and transportation agreements.
 2. **Coal weights.** Coal weights shall be obtained by either the Company or by Supplier, upon agreement by Company. Coal weight is obtained by scale or draft method, depending upon Company site or methodology employed by Supplier to ascertain weights. In either event, coal weights are obtained by industry-accepted standards, and in cases where scales are utilized, are duly tested and maintained in proper order for such purpose. In cases where draft weights are utilized, the Company employs processes to verify actions to obtain draft weights and that such measures are by industry-accepted standards. Coal quantity is obtained by Station personnel and reported through the fuels information system or is provided by the Supplier pursuant to the contract agreement.
 3. **Coal sampling.** Coal sampling and analysis shall be performed by either the Company or the Supplier, upon agreement by Company. Coal sampling and analysis shall be performed according to procedures adopted by the Company's laboratory in accordance with A.S.T.M. standards for coal sampling, coal sample preparation, coal sample identification, handling of sample, and coal analysis. Coal quality is assessed and reported through the fuels information system by the Company's laboratory personnel or is provided by the Supplier pursuant to the contract agreement.

Fuel Procurement Policies and Procedures

Original Effective Date	07/16/2009	Date Last Reviewed	08/21/2015	Approved by BOARD
Original Approval Date	12/20/2007	Date Last Revised	08/21/2015	



Deleted: subject to

4. Amendments. A contract shall not be materially amended except after analysis by the Department and recommendation of the Director of Fuels or the VP Production. No material contract or purchase order addendum shall be made except upon legal review of such amendment, recommendation of the Director and the approval of the VP Production pursuant to the limits of the Company stated in Board Policy 105 – Energy Related Transaction Authority. Amendments to contracts that were originally approved by the Board shall also be approved by the Board.

5. Contract Administration. The Director and the Department shall remain informed as to the terms and conditions of each current contract, and maintain the necessary data to administer the contracts. Every supplier request for a change in terms, conditions, or prices must be written and supported by adequate data in conformity with the contract. Each such request shall be analyzed by the Department against the contract provisions, and reported with recommendations to the Director. After review by the Director, the supplier request and Department's recommendations shall be approved as required by the Company. If any request is not approved in whole or in part, the Director shall advise the supplier, specifying the Company's objections with an adequate explanation. If the supplier's request is not approved, negotiation between the supplier and Company as dictated by contract terms shall be the primary method of resolving the issue.

6. Force Majeure. A supplier's claim for relief from compliance with fuel supply agreement terms due to force majeure conditions must be in writing with an adequate description of conditions warranting nonperformance. Each force majeure claim shall be reviewed by the Director and the company's legal counsel.

7. Inspections. The Director shall request inspections of mining and other facilities of a contract fuel and/or reagent supplier or other facilities as required or deemed necessary to manage the performance and contractual relationship (Contract Administration).

- F. Fuel and Reagent Supply Agreement Enforcement:**
 1. General Enforcement Policy. Supplier obligations under Fuel or Reagent Supply Agreements shall be enforced by the Company in a reasonable, fair, and practical manner to achieve supplier compliance with the Company's overall procurement policy and the continuing supply of fuel to meet current and anticipated system requirements.

 2. Director Responsibility. Whenever it is determined that a shipment does not meet Fuel Supply or Reagent Agreement terms, the Director, or his/her designee, shall inform the supplier and direct that subsequent shipments be in compliance. When necessary the VP Production and the Director may determine, or receive advice, as to further action needed to assure fuel or reagent supply agreement compliance.

 3. Legal Assistance. The Department shall have access to, and shall receive advice from, legal counsel as provided by the Company on any matter relating to fuel, reagent, and related transportation procurement, contracts and amendments thereto, administration, and enforcement. Should a dispute as to a supplier's performance fail to be satisfactorily resolved by the Director, the matter shall be referred to legal counsel. Legal counsel may consider further negotiation,

Fuel Procurement Policies and Procedures

Original Effective Date	07/16/2009	Date Last Reviewed	08/21/2015	Approved by BOARD
Original Approval Date	12/20/2007	Date Last Revised	08/21/2015	

Deleted: <object><object>
<object><object>



Your Touchstone Energy® Cooperative

Fuel Procurement Policies and Procedures

arbitration (if provided by the contract), or litigation. No arbitration or litigation shall commence except on the advice of said counsel with approval by senior management.

G. Inventory Levels:

The Company has an obligation to ensure continuous low cost, reliable service to its ~~Member-Owners~~. Decisions affecting fuel inventory shall consider these obligations.

Deleted: members.

The Company shall maintain an adequate inventory while allowing for enough flexibility to permit inventory levels to be responsive to known and anticipated changes in conditions in an attempt to avoid risks and stoppages due to unforeseen conditions. Inventory shall be recommended based upon, but not limited to, supplier performance, environmental conditions, labor matters, logistical issues and concerns, and generation requirements and dispatch. The ~~general level of inventory shall be monitored for such matters and recommendations to adjust inventory to meet anticipated conditions shall be made from time to time.~~ Such inventory recommendations shall be made by the Director for approval by the Senior Management of the Company and shall be in accordance with or modify concurrently Board Policy 121 – Solid Fuel Inventory.

Deleted: ¶

~~Solid fuel~~ inventories and reagent shall be monitored and reported regularly via the Company's fuel information system(s).

Deleted: Coal

H. Emergency Procurement:

Any one or more of the procedures described herein may be waived by the VP Production, when, in the informed judgment of the Director, and on his recommendation, fuel must be purchased without complying with one or more of such provisions due to extraordinary conditions including strikes, lockouts or other labor problems affecting fuel production, embargoes, mining or other problems affecting production or transportation, existing and/or forecasted extreme weather conditions, or any other conditions or circumstances that can be reasonably foreseen as impairing the continued supply of fuel and reagent to the Company from its existing suppliers. When such a purchase is made, documentation of circumstances will be appended to the purchase order and/or contract file.

I. Transportation Services Contracts:

Transportation services bids shall be requested and Contracts negotiated whenever appropriate. Consideration shall be given to plant requirements, supplier loading capabilities, relative location of supplier to Stations, transportation mix, unloading capabilities and capacities at Stations, logistic constraints, transportation provider economics, Station material handling economics, and any other factor which might affect the delivery of Fuel and reagent to the Company's Stations.

Unless otherwise dictated by Emergency situations, the Solicitation process will be utilized for transportation services. The selection of transportation provider will generally be based upon, but not necessarily limited to cost, reliability, insurance, past / current performance, container availability

Deleted: <object><object>
<object><object>



Your Touchstone Energy® Cooperative

Fuel Procurement Policies and Procedures

Fuel Procurement Policies and Procedures				
Original Effective Date	07/16/2009	Date Last Reviewed	08/21/2015	Approved by
Original Approval Date	12/20/2007	Date Last Revised	08/21/2015	BOARD

and suitability for purpose, material handling capacities and constraints, transportation mix, and any other mitigating factors in terms of logistics.

All transportation service agreements shall be in written contractual form duly executed by an authorized supplier of service and the Company.

J. Ethics and Conduct:

The Company recognizes the importance of following appropriate business ethics to guide the conduct of the Fuels Department in the performance of its duties and responsibilities. Fuels staff shall adhere to the ethical standards and policies of the Company including, but not limited to, the Business Ethics Policy and the Conflicts of Interest Policy for Big Rivers' Employees. Also, each contractual document shall denote that the contract was prepared and executed in ethical dealing.

Fuels staff shall endeavor to serve the best interests of the Company, its Members, and stakeholders in the performance of their duties and responsibilities.

Deleted: ¶
¶

Number	Date	Notes	Approved by
Original	12/21/2007	Approved to be effective at close of unwind	Board
Rev.1	03/16/2012	Update out of date language and staffing changes	Board
Rev.2	03/14/2013	Update due to title change	
Rev.3	03/21/2014	Add date last reviewed line, section header and change "mmBTU" to "gallon"	Board
Rev.4	09/19/2014	Change Chief Operating Officer to VP Production	Board
Rev 5	08/21/2015	Add reference to Board Policy 105 – Energy Related Transaction Authority and Board Policy 121 – Solid Fuel Inventory; general clean up	Board

Formatted Table

Deleted: .

Deleted: .

Deleted: .

Deleted: .

Policy No. 121 – Solid Fuel Inventory Policy

Solid Fuel Inventory Policy				
Original Effective Date	01/15/1994	Date Last Reviewed	08/21/2015	Approved by BOARD
Original Approval Date	0/15/1994	Date Last Revised	08/21/2015	

Scope

To provide guidelines for the Fuels Procurement section in planning fuel procurement and deliveries such that the rate of receipt of solid fuel, in regard to actual and projected solid fuel burn, provides a desired inventory level at each generating station.

Desired Solid Fuel Inventory Level

Under normal circumstances, the solid fuel inventories shall be maintained within the minimum and maximum ranges, optimizing around the midpoint, as follows:

	Day's Inventory		
<u>Station</u>	<u>Minimum</u>	<u>Midpoint</u>	<u>Maximum</u>
Coleman	0	0	0
Green	30	45	60
HMPL Station II	30	45	60
Reid	16	18	20
Wilson	30	45	60
System	30	45	60

Solid fuel inventory, by Station or by System, may be decreased or increased from the levels shown in the above table as deemed necessary in preparation for planned maintenance (outage), expected interruptions (weather, logistics, etc.) to solid fuel supply or market conditions.

Calculation of Number of Days Supply

The number of "days" of solid fuel inventory at each generating station plant shall be calculated by dividing the total tons in inventory by the projected average daily burn rate.

Projection of Average Daily Burn Rate

The projected average daily burn rate for each generating station shall be calculated by dividing the total tons projected to be burned for the year at that plant by the number of days in the year. The total tons projected to be burned for a given year for each plant shall be that projected in the process of preparing the annual budget and this projection may be revised from time-to-time during the year as more current information affecting the projection becomes available.

Solid Fuel Inventory Policy				
Original Effective Date	01/15/1994	Date Last Reviewed	08/21/2015	Approved by BOARD
Original Approval Date	0/15/1994	Date Last Revised	08/21/2015	

Number	Date	Notes	Approved by
Original	01/15/1994	Originally Coal Inventory Policy	President/CEO
Rev 1	03/18/2011	Revised and renamed Solid Fuel Inventory	Board
Rev 2	10/17/2014	Inventory level change for Coleman and HMPL; update HMPL name	Board
Rev 3	08/21/2015	Added weather, logistics and market conditions as reasons for deviating from solid fuel inventory level ranges	Board



Solid Fuel Inventory Policy				
Original Effective Date	01/15/1994	Date Last Reviewed	08/21/2015	Approved by BOARD
Original Approval Date	0/15/1994	Date Last Revised	08/21/2015	

Scope

To provide guidelines for the Fuels Procurement section in planning fuel procurement and deliveries such that the rate of receipt of solid fuel, in regard to actual and projected solid fuel burn, provides a desired inventory level at each generating station.

Desired Solid Fuel Inventory Level

Under normal circumstances, the solid fuel inventories shall be maintained within the minimum and maximum ranges, optimizing around the midpoint, as follows:

Day's Inventory

<u>Station</u>	<u>Minimum</u>	<u>Midpoint</u>	<u>Maximum</u>
Coleman	0	0	0
Green	30	45	60
HMPL Station II	30	45	60
Reid	16	18	20
Wilson	30	45	60
System	30	45	60

Solid fuel inventory, by Station or by System, may be decreased or increased from the levels shown in the above table as deemed necessary in preparation for planned maintenance (outage), expected interruptions (weather, logistics, etc.) to solid fuel supply or market conditions.

Deleted:) or

Calculation of Number of Days Supply

The number of "days" of solid fuel inventory at each generating station plant shall be calculated by dividing the total tons in inventory by the projected average daily burn rate.

Projection of Average Daily Burn Rate

The projected average daily burn rate for each generating station shall be calculated by dividing the total tons projected to be burned for the year at that plant by the number of days in the year. The total tons projected to be burned for a given year for each plant shall be that projected in the process of preparing the annual budget and this projection may be revised from time-to-time during the year as more current information affecting the projection becomes available.

Formatted: Justified

Solid Fuel Inventory Policy

Original Effective Date	01/15/1994	Date Last Reviewed	08/21/2015	Approved by
Original Approval Date	01/15/1994	Date Last Revised	08/21/2015	BOARD

Number	Date	Notes	Approved by
Original	01/15/1994	Originally Coal Inventory Policy	President/CEO
Rev 1	03/18/2011	Revised and renamed Solid Fuel Inventory	Board
Rev 2	10/17/2014	Inventory level change for Coleman and HMPL; update HMPL name	Board
Rev 3	08/21/2015	Added weather, logistics and market conditions as reasons for deviating from solid fuel inventory level ranges	Board

Deleted: <object><object>
<object><object>



Your Touchstone Energy® Coopera

¶
Solid Fuel Inventory Policy¶

Formatted Table

Deleted: ¶ ... [1]

Formatted: Normal, Left,
Tab stops: 0.65", Left

Formatted: Font: Calibri

**BIG RIVERS ELECTRIC CORPORATION
AN EXAMINATION OF THE APPLICATION OF THE FUEL
ADJUSTMENT CLAUSE OF BIG RIVERS ELECTRIC CORPORATION
FROM MAY 1, 2015 THROUGH OCTOBER 31, 2015
CASE NO. 2016-00006**

**Response to Commission Staff's Request for Information
dated February 5, 2016**

February 19, 2016

1 **Item 16)**

2 a. *State whether Big Rivers is aware of any violations of its*
3 *policies and procedures regarding fuel procurement that*
4 *occurred prior to or during the period from May 1, 2015,*
5 *through October 31, 2015.*

6 b. *If yes, for each violation:*

7 (1) *Describe the violation;*

8 (2) *Describe the action(s) that Big Rivers took upon*
9 *discovering the violation; and*

10 (3) *Identify the person(s) who committed the violation.*

11

12 **Response)**

13 a. Big Rivers is aware of one violation of its policies and procedures
14 regarding fuel procurement that occurred during the period May
15 1, 2015, through October 31, 2015.

16 b.

17 (1) - (3)

18 On or about June 17, 2015, ACES, Big Rivers' agent,
19 informed Big Rivers that one of ACES's traders inadvertently
20 had made an intra-day natural gas trade with a counter-party
21 which, though on ACES's approved credit list for Big Rivers, was
22 labelled 'No Trading' on the date of the transaction. The natural
23 gas trade was for approximately \$7,000. This trade violated Big
24 Rivers' Policy No. 122 – Energy-Related Transaction Credit
25 Policy which applies to both Big Rivers and ACES. Big Rivers

Case No. 2016-00006

Response to Staff Item 16

**Witnesses: Mark W. McAdams (Coal) and
Wayne O'Bryan (Natural Gas)**

Page 1 of 2

**BIG RIVERS ELECTRIC CORPORATION
AN EXAMINATION OF THE APPLICATION OF THE FUEL
ADJUSTMENT CLAUSE OF BIG RIVERS ELECTRIC CORPORATION
FROM MAY 1, 2015 THROUGH OCTOBER 31, 2015
CASE NO. 2016-00006**

**Response to Commission Staff's Request for Information
dated February 5, 2016**

February 19, 2016

1 last provided the Commission a copy of Policy No. 122 on
2 February 20, 2015, in its response to Item 31 of Commission
3 Staff's Request for Information, dated February 5, 2015, in Case
4 No. 2014-00455.

5 Big Rivers subsequently approved this intra-day trade.
6 Since the trader was an ACES employee, Big Rivers took no
7 further action. ACES, however, did discipline the trader
8 according to ACES's guidelines by placing a statement in the
9 trader's file.

10

11

12 **Witnesses) Mark W. McAdams (*Coal*) and**
13 Wayne O'Bryan (*Natural Gas*).

14

**Case No. 2016-00006
Response to Staff Item 16
Witnesses: Mark W. McAdams (*Coal*) and
Wayne O'Bryan (*Natural Gas*)
Page 2 of 2**

**BIG RIVERS ELECTRIC CORPORATION
AN EXAMINATION OF THE APPLICATION OF THE FUEL
ADJUSTMENT CLAUSE OF BIG RIVERS ELECTRIC CORPORATION
FROM MAY 1, 2015 THROUGH OCTOBER 31, 2015
CASE NO. 2016-00006**

**Response to Commission Staff's Request for Information
dated February 5, 2016**

February 19, 2016

1 **Item 17) *Identify and explain the reasons for all changes in the***
2 ***organizational structure and personnel of the departments or divisions***
3 ***that are responsible for Big Rivers' fuel procurement activities that***
4 ***occurred during the period from May 1, 2015, through October 31, 2015.***

5

6 **Response)** During the period from May 1, 2015, through October 31, 2015, there
7 have been no changes in the organizational structure and personnel of the
8 departments or divisions that are responsible for Big Rivers' fuel procurement
9 activities.

10

11

12 **Witnesses) Mark W. McAdams (*Coal*) and**
13 **Wayne O'Bryan (*Natural Gas*)**

14

**BIG RIVERS ELECTRIC CORPORATION
AN EXAMINATION OF THE APPLICATION OF THE FUEL
ADJUSTMENT CLAUSE OF BIG RIVERS ELECTRIC CORPORATION
FROM MAY 1, 2015 THROUGH OCTOBER 31, 2015
CASE NO. 2016-00006**

**Response to Commission Staff's Request for Information
dated February 5, 2016**

February 19, 2016

1 18,537 tons that would have been burned at the higher
2 minimum generation.

3

4

5 **Witness)** Lawrence V. Baronowsky

6

BIG RIVERS ELECTRIC CORPORATION

**AN EXAMINATION OF THE APPLICATION OF THE FUEL
ADJUSTMENT CLAUSE OF BIG RIVERS ELECTRIC CORPORATION
FROM MAY 1, 2015 THROUGH OCTOBER 31, 2015
CASE NO. 2016-00006**

**Response to Commission Staff's Request for Information
dated February 5, 2016**

February 19, 2016

1 **Item 19)** *List each written coal supply solicitation issued during the*
2 *period from May 1, 2015, through October 31, 2015.*

3

4 *a. For each solicitation, provide the date of the solicitation,*
5 *the type of solicitation (contract or spot), the quantities*
6 *solicited, a general description of the quality of coal*
7 *solicited, the time period over which deliveries were*
8 *requested, and the generating unit(s) for which the coal*
9 *was intended.*

10 *b. For each solicitation, state the number of vendors to*
11 *whom the solicitation was sent, the number of vendors*
12 *who responded, and the selected vendor. Provide the bid*
13 *tabulation sheet or corresponding document that ranked*
14 *the proposals. (This document should identify all vendors*
15 *who made offers.) State the reasons for each selection.*
16 *For each lowest-cost bid not selected, explain why the bid*
17 *was not selected.*

18

19 **Response)**

20 *a. and b.*

21 *Big Rivers issued no written coal supply solicitations during the*
22 *period from May 1, 2015, through October 31, 2015.*

23

24

25 **Witness)** Mark W. McAdams

BIG RIVERS ELECTRIC CORPORATION

**AN EXAMINATION OF THE APPLICATION OF THE FUEL
ADJUSTMENT CLAUSE OF BIG RIVERS ELECTRIC CORPORATION
FROM MAY 1, 2015 THROUGH OCTOBER 31, 2015
CASE NO. 2016-00006**

**Response to Commission Staff's Request for Information
dated February 5, 2016**

February 19, 2016

1 **Item 20) *List each oral coal supply solicitation issued during the***
2 ***period from May 1, 2015, through October 31, 2015.***

3

4 ***a. For each solicitation, state why the solicitation was not***
5 ***written, the date(s) of the solicitation, the quantities***
6 ***solicited, a general description of the quality of coal***
7 ***solicited, the time period over which deliveries were***
8 ***requested, and the generating unit(s) for which the coal***
9 ***was intended.***

10 ***b. For each solicitation, identify all vendors solicited and***
11 ***the vendor selected. Provide the tabulation sheet or other***
12 ***document that ranks the proposals. (This document***
13 ***should identify all vendors who made offers.) State the***
14 ***reasons for each selection. For each lowest-cost bid not***
15 ***selected, explain why the bid was not selected.***

16

17 **Response)**

18 **a. and b.**

19 **Big Rivers issued no oral coal supply solicitations during the**
20 **period from May 1, 2015, through October 31, 2015.**

21

22

23 **Witness) Mark W. McAdams**

24

BIG RIVERS ELECTRIC CORPORATION

**AN EXAMINATION OF THE APPLICATION OF THE FUEL
ADJUSTMENT CLAUSE OF BIG RIVERS ELECTRIC CORPORATION
FROM MAY 1, 2015 THROUGH OCTOBER 31, 2015
CASE NO. 2016-00006**

**Response to Commission Staff's Request for Information
dated February 5, 2016**

February 19, 2016

1 **Item 21)**

- 2 a. *List all intersystem sales during the period under review*
3 *in which Big Rivers used a third party's transmission*
4 *system.*
5 b. *For each sale listed above:*
6 (1) *Describe the effect on the FAC calculation of line*
7 *losses related to intersystem sales when using a third*
8 *party's transmission system; and*
9 (2) *State the line-loss factor used for each transaction*
10 *and describe how that line-loss factor was*
11 *determined.*

12

13 **Response)**

- 14 a. Big Rivers had no intersystem sales during the period under
15 review in which Big Rivers used a third party's transmission
16 system.
17 b.
18 (1) Not Applicable.
19 (2) Not Applicable.

20

21 **Witnesses)**

- 22 a. Wayne O'Bryan
23 b.(1) Nicholas R. Castlen
24 b.(2) Wayne O'Bryan

Case No. 2016-00006
Response to Staff Item 21
Witnesses: Wayne O'Bryan [a. and b.(2)] and
Nicholas R. Castlen [b.(1)]
Page 1 of 1

BIG RIVERS ELECTRIC CORPORATION

**AN EXAMINATION OF THE APPLICATION OF THE FUEL
ADJUSTMENT CLAUSE OF BIG RIVERS ELECTRIC CORPORATION
FROM MAY 1, 2015 THROUGH OCTOBER 31, 2015
CASE NO. 2016-00006**

**Response to Commission Staff's Request for Information
dated February 5, 2016**

February 19, 2016

1 **Item 22)**

2 *a. Describe the effect on the FAC calculation of line losses*
3 *related to intersystem sales when not using a third party's*
4 *transmission system.*

5 *b. Describe each change that Big Rivers made to its*
6 *methodology for calculating intersystem sales line losses*
7 *during the period under review*

8

9 **Response)**

10 a. Line losses related to intersystem sales are included in Big Rivers'
11 total System Losses reported on page 3 of its monthly Form A
12 filing. Big Rivers calculates an overall system average fuel cost
13 per kWh each month by dividing (1) the total cost of fuel for
14 generation by (2) the net kWh generated minus total System
15 Losses. The overall system average fuel cost per kWh (which
16 accounts for total System Losses, including line losses related to
17 intersystem sales) is multiplied by the intersystem sales volume
18 to calculate the cost of fuel allocated to intersystem sales in Big
19 Rivers' monthly Form A filing.

20 b. Big Rivers made no changes to its methodology for calculating
21 intersystem sales line losses during the period under review

22

23 **Witnesses)**

24 a. Nicholas R. Castlen

25 b. Wayne O'Bryan

**Case No. 2016-00006
Response to Staff Item 22
Witnesses: Nicholas R. Castlen (a.) and
Wayne O'Bryan (b.)
Page 1 of 1**

BIG RIVERS ELECTRIC CORPORATION

**AN EXAMINATION OF THE APPLICATION OF THE FUEL
ADJUSTMENT CLAUSE OF BIG RIVERS ELECTRIC CORPORATION
FROM MAY 1, 2015 THROUGH OCTOBER 31, 2015
CASE NO. 2016-00006**

**Response to Commission Staff's Request for Information
dated February 5, 2016**

February 19, 2015

1 **Item 23)** *State whether, during the period under review, Big Rivers has*
2 *solicited bids for coal with the restriction that it was not mined through*
3 *strip mining or mountain top removal. If yes, explain the reasons for the*
4 *restriction on the solicitation, the quantity in tons and price per ton of the*
5 *coal purchased as a result of this solicitation, and the difference between*
6 *the price of this coal and the price it could have obtained for the coal if*
7 *the solicitation had not been restricted.*

8

9 **Response)** Big Rivers has not solicited any bids for coal with the restrictions
10 that it was not mined through strip mining or mountain top removal.

11

12

13 **Witness)** Mark W. McAdams

14

BIG RIVERS ELECTRIC CORPORATION

**AN EXAMINATION OF THE APPLICATION OF THE FUEL
ADJUSTMENT CLAUSE OF BIG RIVERS ELECTRIC CORPORATION
FROM MAY 1, 2015 THROUGH OCTOBER 31, 2015
CASE NO. 2016-00006**

**Response to Commission Staff's Request for Information
dated February 5, 2016**

February 19, 2015

1 *Item 24) Provide a detailed discussion of any specific generation*
2 *efficiency improvements Big Rivers has undertaken during the period*
3 *under review.*

4
5 **Response)** During this reporting period, Big Rivers' Wilson Station embarked
6 on a mission to improve the unit heat rate. Beginning in July, the Wilson unit
7 average net heat rate was [REDACTED] Btu/kWh. Operations and maintenance
8 employees identified some leaking steam traps, leaking drain valves, and other
9 areas for generation efficiency improvements. Afterward, these employees shifted
10 their focus to combustion tuning and boiler efficiency. At the end of October the
11 average unit net heat rate had been reduced to [REDACTED] Btu/kWh, giving Big Rivers
12 a [REDACTED] Btu/kWh net heat rate improvement on its Wilson unit.

13
14
15 **Witness)** Lawrence V. Baronowsky

16

BIG RIVERS ELECTRIC CORPORATION

**AN EXAMINATION OF THE APPLICATION OF THE FUEL
ADJUSTMENT CLAUSE OF BIG RIVERS ELECTRIC CORPORATION
FROM MAY 1, 2015 THROUGH OCTOBER 31, 2015
CASE NO. 2016-00006**

**Response to Commission Staff's Request for Information
dated February 5, 2016**

February 19, 2015

1 **Item 25)** *State whether all long-term fuel contracts related to*
2 *commodity and/or transportation have been filed with the Commission. If*
3 *any contracts have not been filed, explain why they have not filed and*
4 *provide a copy.*

5

6 **Response)** All of Big Rivers' long-term fuel and transportation contracts have
7 been filed with the Commission.

8

9

10 **Witnesses)** Mark W. McAdams (*Coal*) and
11 Wayne O'Bryan (*Natural Gas*)

12