



MASONRY AND CONCRETE DRILLING





CONCRETE INDUSTRY LEADERSHIP

POWER TOOLS AND ACCESSORIES THAT DELIVER PERFORMANCE AND PROTECTION

Backed by more than 80 years of service to concrete professionals worldwide, Bosch is the acknowledged leader in the industry. With an innovative, robust line that can address everything from the toughest concrete drilling jobs to heavy material removal, Bosch is a company whose legacy is truly written in concrete.

A COMPANY OF FIRSTS

Since the introduction of the first electro-pneumatic, hand-held rotary hammer in 1932, Bosch has delivered breakthrough products and new ideas to the global construction industry. That heritage was enhanced in 1950 with the launch of the Brute™ Breaker Hammer, which continues to be the breaker pros demand.

Bosch offers achievement on the accessories side as well. Bosch invented the industry-leading SDS-plus® interface system in 1975, which remains the choice for concrete professionals. Today, the accolades go to dust-reducing Bosch Speed Clean™ bits built around an internal dust channel that's milled to deliver less dust in a lightweight concrete bit featuring 25 percent greater speed.

CORDLESS CONVENIENCE, CORDED PERFORMANCE

In taking its concrete legacy to the next level, Bosch has invested extensive resources in creating the right cordless platform to address the heavy workload concrete demands. By extending the performance of its legacy corded tools to cordless hammer drills and rotary hammers, Bosch has assured its users of a seamless transition without the cord.

Thanks to CoolPack™ technology, Bosch batteries offer longer life and greater runtime than competitive options. And the Bosch solution offers the advantages of Electronic Motor Protection (EMP), which protects the motor against overload for longer life, and Electronic Cell Protection (ECP) that protects the battery. Combined with Bosch-built EC Brushless Motors that deliver up to 2x motor life with no maintenance, this is the best cordless offering for the concrete professional.



Bosch innovation extends to flexible dust collection as well; attachments that fit an array of tools, including grinders for concrete cutting and surfacing, and hammer attachments for virtually dust-free drilling.

THE RIGHT CHOICE

If the project requires work in concrete, from polishing and anchoring to material removal, from dust control to laser measurement, there's only one place to turn for a complete solution. Trust Bosch to provide the professional-grade tools and accessories to get it right—every day, every job.



THE BOSCH CONCRETE SYSTEM

Bosch has the right tool and accessory to optimize your project. From technology and corresponding interface, to maximum power transfer and overall performance. If your job is anchoring or large material breaking, the chart below matches the right tool type and shank type to the proper application.

Type	Wood/Metal	Brick/Block	Concrete	Reinforced Concrete
Hammer Drills ▶ Drilling  	●	●	▲	—
Rotary Hammers ▶ 1/8"–1-1/4" ▶ Drilling ▶ Anchoring ▶ Chiseling  	▲	●	●	⊙
Combination Hammers ▶ 1-9/16"–2" ▶ Drilling ▶ Anchoring ▶ Light demolition   	—	●	●	⊙
Demolition Hammers ▶ Demolition only  	—	—	●	●
1-1/8" Breaker Hammers ▶ Pavement breaking  	—	—	●	●

● = Recommended ⊙ = Acceptable ▲ = Occasional Use





QUICK TOOL REFERENCE GUIDE

MASONRY/CONCRETE DRILLING

Item#	1191VSRK	HD18-2	HD21-2	11250VSR/11250VSRD	11253VSR
Drive System					
Hammer Classification	Hammer Drill	Hammer Drill	Hammer Drill	Rotary	Rotary
Amperage	7.0	8.5	9.2	6.1	7.2
Impact Energy* (ft.-lbs.)	—	—	—	1.7 EPTA	2.0 EPTA
Max. Capacity—Concrete/Masonry	5/8"	3/4"	7/8" / 1"	7/8"	1"
Optimal Range	1/8"—5/16"	1/8"—3/8"	1/8"—1/2"	5/32"—5/8"	3/16"—5/8"
Core Bits	—	—	—	1-1/2"	2-5/8"
No Load RPM	0–3,000	0–1,200/0–3,200	0–900/0–3,000	0–1,000	0–1,300
No Load BPM	0–48,000	0–19,550/0–51,000	0–15,300/0–51,000	0–4,400	0–5,800
Vibration Control™	—	—	—	No	No
**Vibration Levels m/s ²	—	—	—	Drilling: 16.0/15.5	Drilling: 17.5 Chiseling: 9.5
Modes of Operation	Hammer Drill Rotation Only	Hammer Drill Rotation Only	Hammer Drill Rotation Only	Rotary Hammer Rotation Only	Rotary Hammer Hammer Only Rotation Only
Length	11.0"	13.4"	13.5"	14.0"	14.8"
Weight	4.1 lbs.	5.8 lbs.	5.9 lbs.	5.5 lbs.	6.4 lbs.

*Based on EPTA (European Power Tool Association) guidelines

Item#	11255VSR	RH228VC	RH328VC/RH328VCQ	RH432VCQ
Drive System				
Hammer Classification	Rotary	Rotary	Rotary	Rotary
Amperage	7.5	8.0	8.0	8.5
Impact Energy* (ft.-lbs.)	2.0 EPTA	2.4 EPTA	2.4	3.1 EPTA
Max. Concrete Capacity	1"	1-1/8"	1-1/8"	1-1/4"
Optimal Range	3/16"—5/8"	3/16"—3/4"	1/4"—7/8"	3/8"—1"
Core Bits	2-5/8"	2-3/4"	3-1/8"	3-1/2"
No Load RPM	0–1,300	0–1,230	0–900	0–760
No Load BPM	0–5,800	0–5,460	0–4,000	0–3,600
Vibration Control™	No	Hammer Mechanism and Counter Balance	Hammer Mechanism and Handle	Hammer Mechanism and Handle
**Vibration Levels m/s ²	Drilling: 15.0 Chiseling: 12.0	Drilling: 11.0 Chiseling: 11.0	Drilling: 14.5/10.0 Chiseling: 13.0/9.5	Drilling: 12.0 Chiseling: 9.0
Modes of Operation	Rotary Hammer Hammer Only Rotation Only	Rotary Hammer Hammer Only Rotation Only	Rotary Hammer Rotation Only	Rotary Hammer Hammer Only Rotation Only
Length	17.3"	17.4"	12.5"/13.6"	15.75"
Weight	6.7 lbs.	6.9 lbs.	7.7/7.9 lbs.	10.3 lbs.

*Based on EPTA (European Power Tool Association) guidelines

**Per EPTA EN 60745

Cordless Quick Tool Reference Guide available on pages 75-77.



Item #	RH540M	RH540S	11264EVS	11265EVS	RH745	RH850VC	RH1255VC
Drive System							
Hammer Classification	Combination	Combination	Combination	Combination	Combination	Combination	Combination
Amperage	12.0	12.0	13.0	13.0	13.5	14.5	15.0
Impact Energy* (ft.-lbs.)	6.1 EPTA	6.1 EPTA	6.5 EPTA	6.5 EPTA	8.2 EPTA	9.3 EPTA	14.0 EPTA
Max. Concrete Capacity	1-9/16"	1-9/16"	1-5/8"	1-5/8"	1-3/4"	1-7/8"	2"
Optimal Range	1/2"-1-3/8"	1/2"-1-3/8"	1/2"-1-7/16"	1/2"-1-7/16"	5/8"-1-9/16"	3/4"-1-3/4"	1"-2"
Thru Hole Bits	2-1/2"	2-1/2"	2-9/16"	2-9/16"	3-1/8"	3-1/8"	3-1/8"
Core Bits	4"	4"	4-1/8"	4-1/8"	6"	6"	6"
No Load RPM	170-340	170-340	170-340	170-340	150-305	150-305	0-220
No Load BPM	1,500-2,900	1,500-2,900	1,700-2,900	1,700-2,900	1,380-2,760	1,380-2,760	1,750-2,150
Vibration Control™	No	No	Hammer Mechanism and Handle	Hammer Mechanism and Handle	No	Hammer Mechanism, Counter Balance and Handle	Hammer Mechanism and Handle
**Vibration Levels m/s²	Drilling: 12.5 Chiseling: 10.0	Drilling: 12.5 Chiseling: 10.0	Drilling: 10.5 Chiseling: 7.5	Drilling: 10.5 Chiseling: 7.5	Drilling: 18.5 Chiseling: 14.0	Drilling: 8.0 Chiseling: 7.0	Drilling: 10.0 Chiseling: 8.0
Modes of Operation	Rotary Hammer and Hammer Only	Rotary Hammer and Hammer Only	Rotary Hammer and Hammer Only	Rotary Hammer and Hammer Only	Rotary Hammer and Hammer Only	Rotary Hammer and Hammer Only	Rotary Hammer Hammer Only
Length	19.0"	19.0"	19.25"	19.25"	21.0"	21.4"	23.6"
Weight	15.2 lbs.	15.0 lbs.	15.2 lbs.	15.0 lbs.	18.5 lbs.	19.7 lbs.	26.0 lbs.

*Based on EPTA (European Power Tool Association) guidelines


**Per EPTA EN 60745

Item #	DH507	11321EVS	DH712VC	11316EVS	DH1020VC	11335K	BH2760VC/ BH2760VCB/ BH2770VC
Drive System							
Hammer Classification	Demolition	Demolition	Demolition	Demolition	Demolition	Breaker	Breaker
Amperage	10.0	13.0	14.5	14.0	15.0	15.0	15.0
Impact Energy* (ft.-lbs.)	5.6 EPTA	6.1 EPTA	9.6 EPTA	12.4 EPTA	17.0 EPTA	22.0 EPTA	35.0 EPTA/ 43.0 EPTA
No Load BPM	2,800	1,300-2,900	1,380-2,720	900-1,890	900-1,700	1,300	1,000
Vibration Control™	No	Hammer Mechanism and Handle	Hammer Mechanism and Handle	No	Hammer Mechanism and Handle	Hammer Mechanism and Handle	Hammer Mechanism and Handles
**Vibration Levels m/s²	14.0	11.0	9.5	18.5	8.0	13.0	8.5
Modes of Operation	Hammer Only	Hammer Only	Hammer Only	Hammer Only	Hammer Only	Hammer Only	Hammer Only
Length	17.5"	18.6"	21.3"	22.5"	27.5"	30.4"	30.5"
Weight	12.4 lbs.	13.7 lbs.	18.2 lbs.	22.5 lbs.	25.4 lbs.	38.0 lbs.	63.0 lbs.

*Based on EPTA (European Power Tool Association) guidelines

**Per EPTA EN 60745

COLOR-CODED ACCESSORY SYSTEM



For small and medium rotary hammers



For medium and large rotary hammers or demolition hammers



For medium and large rotary hammers or demolition hammers



For large breaker or demolition hammers





HAMMER DRILLS

MASONRY/CONCRETE DRILLING
HAMMER DRILLS

HAMMER DRILL

1191VSRK



- ▶ 1/2" three-jaw chuck for rugged hammer drilling applications
- ▶ Dual-Mode Selector—Easily converts from hammer drill to rotation-only mode
- ▶ Variable-Speed Trigger with Reversing—For accurate bit starting as well as removing fasteners or bound bits
- ▶ 360° auxiliary handle with built-in quick-release depth gauge

INCLUDES

360° Auxiliary Handle **2602025094**
 Depth Gauge **2609005615**
 Chuck Key **2607950007**
 Carrying Case

Specifications	
Rating	120V AC
Amperage	7.0
No Load RPM	0–3,000
No Load BPM	0–48,000
Maximum Capacities: Concrete/Masonry	5/8" / 5/8"
Maximum Capacities: Steel	1/2"
Maximum Capacities: Wood	1-1/2"
Maximum Capacities: Aluminum	5/8"
Length	11.0"
Weight	4.1 lbs.

Optional dust collection attachments available on pages 7, 318 and 320.

TWO-SPEED HAMMER DRILL

HD18-2

NEW



- ▶ Torque-Control Auxiliary Handle—Securely locks into place for maximum control
- ▶ Dual-Mode Selector—Easily converts from hammer drill to rotation-only mode
- ▶ Two-Speed Gear Box—Select high-speed (for concrete) or high-torque (for wood and metal) drilling applications
- ▶ Integral Slip Clutch—Helps minimize torque reaction

INCLUDES

360° Auxiliary Handle **2609199430**
 Depth Gauge **2609005615**
 Chuck Key **2607950007**

Specifications	
Rating	120V AC
Amperage	8.5
No Load RPM	0–1,200/0–3,200
No Load BPM	0–19,550/0–51,000
Maximum Capacities: Concrete/Masonry	3/4"
Maximum Capacities: Steel	1/2"
Maximum Capacities: Wood	1-1/2"
Length	13.4"
Weight	5.8 lbs.

Optional dust collection attachments available on pages 7, 318 and 320.

TWO-SPEED HAMMER DRILL

HD21-2



- ▶ Torque-Control Auxiliary Handle—Securely locks into place for maximum control
- ▶ Dual-Mode Selector—Easily converts from hammer drill to rotation-only mode
- ▶ Two-Speed Gear Box—Select high-speed (for concrete) or high-torque (for wood and metal drilling applications)
- ▶ Integral Slip Clutch—Helps minimize torque reaction

INCLUDES

360° Auxiliary Handle **2602025184**
 Chuck Key **2607950007**
 Depth Gauge **1613001010**
 Carrying Case

Specifications	
Rating	120V AC
Amperage	9.2
No Load RPM	0–900/0–3,000
No Load BPM	0–15,300/0–51,000
Maximum Capacities: Concrete/Masonry	7/8" / 1"
Maximum Capacities: Steel	5/8"
Maximum Capacities: Wood	1-5/8"
Length	13.5"
Weight	5.9 lbs.

Optional dust collection attachments available on pages 7, 318 and 320.

DUST COLLECTION ADAPTER

DUST COLLECTION FIXTURE

- ▶ Attaches to tool and vacuum cleaner hose to provide excellent dust collection when drilling in dust-sensitive areas



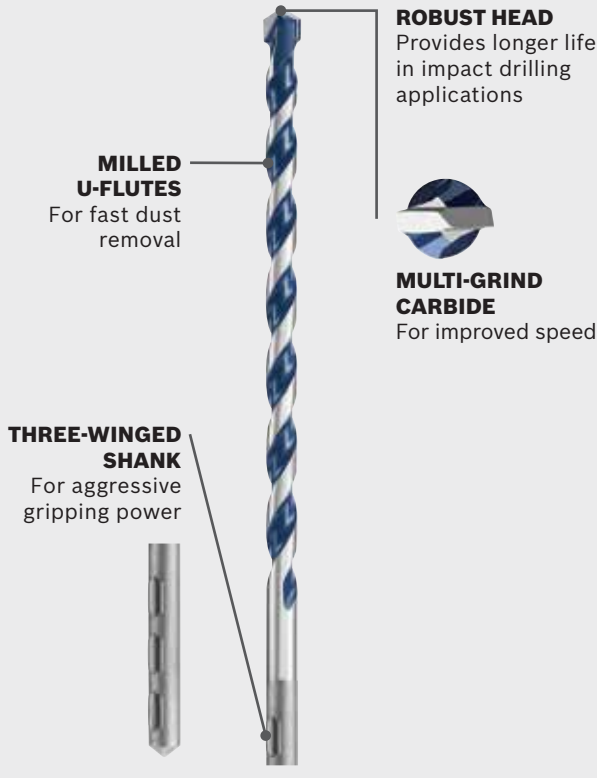
Item #	Description
1618190006	Dust collection fixture

HAMMER DRILL BITS

BLUEGRANITE TURBO®

HAMMER DRILL BIT

Fast, precise drilling in concrete, stone and masonry



BLUEGRANITE TURBO® CARBIDE HAMMER DRILL BITS

Item #	Diameter	Usable Length	Overall Length	Qty.	Bulk Item #	Bulk Qty.
HCBG01T	1/8"	2"	3"	1	HCBG01B25T	25
HCBG02T	5/32"	3"	6"	1	HCBG0205T	5
					HCBG02B25T	25
HCBG03T	3/16"	3"	4"	1	HCBG03B25T	25
HCBG04T	3/16"	4"	6"	1	HCBG0405T	5
					HCBG04B25T	25
HCBG05T	7/32"	4"	6"	1	HCBG05B25T	25
					HCBG0605T	5
HCBG06T	1/4"	4"	6"	1	HCBG0610T	10
					HCBG06B25T	25
HCBG07T	1/4"	8"	10"	1	—	—
HCBG08T	1/4"	10"	12"	1	—	—
HCBG09T	5/16"	4"	6"	1	HCBG09B25T	25
HCBG10T	5/16"	7-1/2"	10"	1	—	—
HCBG11T	5/16"	10"	12"	1	—	—
HCBG12T	3/8"	4"	6"	1	HCBG12B25T	25
HCBG13T	3/8"	8"	10"	1	—	—
HCBG14T	3/8"	10"	12"	1	—	—
HCBG15T	7/16"	4"	6"	1	HCBG15B25T	25
HCBG16T	1/2"	4"	6"	1	HCBG16B25T	25
HCBG17T	1/2"	8"	10"	1	—	—
HCBG18T	1/2"	10"	12"	1	—	—
HCBG19T	9/16"	7-1/2"	10"	1	—	—
HCBG20T	5/8"	4"	6"	1	—	—
HCBG21T	5/8"	10"	12"	1	—	—
HCBG22T	3/4"	4"	6"	1	—	—
HCBG23T	3/4"	10"	12"	1	—	—
HCBG24T	7/8"	4"	6"	1	—	—
HCBG25T	7/8"	10"	12"	1	—	—
HCBG26T	1"	4"	6"	1	—	—
HCBG27T	1"	10"	12"	1	—	—

NOTE: Three-winged shank on sizes 3/16" and larger.

BLUEGRANITE TURBO® CARBIDE HAMMER DRILL BIT SETS

Item #	# of Pieces	Includes	Case Type
HCBG500T	5	(1) 1/8"×2"×3", (1) 3/16"×4"×6", (1) 1/4"×4"×6", (1) 5/16"×4"×6", (1) 3/8"×4"×6"	—
HCBG501T	5	(1) 5/32"×2"×3", (1) 3/16"×4"×6", (1) 1/4"×4"×6", (1) 5/16"×4"×6", (1) 3/8"×4"×6"	—
HCBG600T	6	(3) 5/32"×4"×6", (3) 3/16"×4"×6"	—
HCBG700T	7	(1) 1/8"×2"×3", (2) 5/32"×3"×6", (2) 3/16"×4"×6", (1) 1/4"×4"×6", (1) 3/8"×4"×6"	Brute Tough™



HCBG501T



HCBG700T



MASONRY/CONCRETE DRILLING
HAMMER DRILL ACCESSORIES

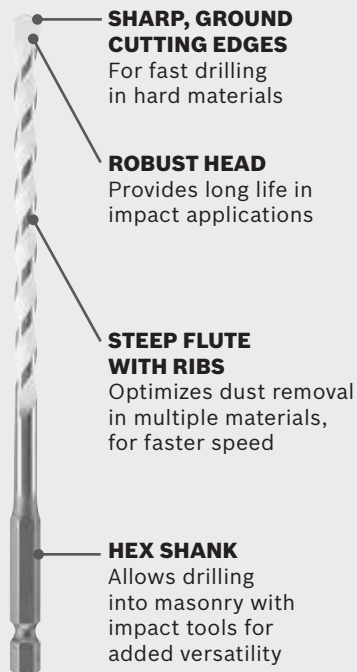



BOSCH
Invented for life



DAREDEVIL® MULTIPURPOSE™ BIT

Ultimate versatility for sandwich materials



SHARP, GROUND CUTTING EDGES

For fast drilling in hard materials

ROBUST HEAD

Provides long life in impact applications

STEEP FLUTE WITH RIBS

Optimizes dust removal in multiple materials, for faster speed

HEX SHANK

Allows drilling into masonry with impact tools for added versatility

DAREDEVIL® MULTIPURPOSE™ DRILL BITS

Item #	Diameter	Usable Length	Overall Length	Qty.
MP02	5/32"	4"	6"	1
MP03	3/16"	4"	6"	1
MP06	1/4"	4"	6"	1
MP09	5/16"	4"	6"	1
MP12	3/8"	4"	6"	1
MP16	1/2"	4"	6"	1

DAREDEVIL® MULTIPURPOSE™ DRILL BIT SET

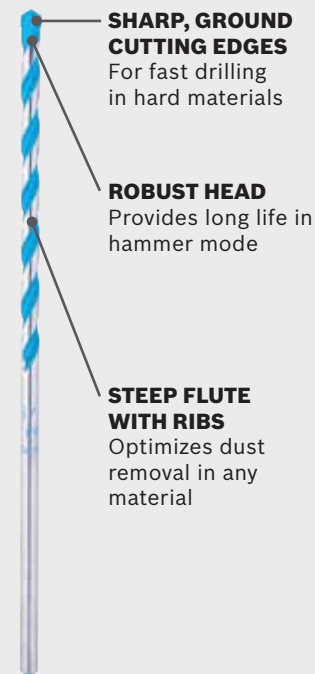

Item #	# of Pieces	Includes	Case Type
MP500T	5	(1) 5/32" x 4" x 6", (1) 3/16" x 4" x 6", (1) 1/4" x 4" x 6", (1) 5/16" x 4" x 6", (1) 3/8" x 4" x 6"	Plastic



MC500T

MULTICONSTRUCTION™ BIT

6 Bits in one



SHARP, GROUND CUTTING EDGES

For fast drilling in hard materials

ROBUST HEAD

Provides long life in hammer mode

STEEP FLUTE WITH RIBS

Optimizes dust removal in any material

MULTICONSTRUCTION™ DRILL BITS

Item #	Diameter	Usable Length	Overall Length	Qty.
MC02	5/32"	4"	6"	1
MC03	3/16"	4"	6"	1
MC06	1/4"	4"	6"	1
MC09	5/16"	4"	6"	1
MC12	3/8"	4"	6"	1
MC16	1/2"	4"	6"	1

MULTICONSTRUCTION™ DRILL BIT SET

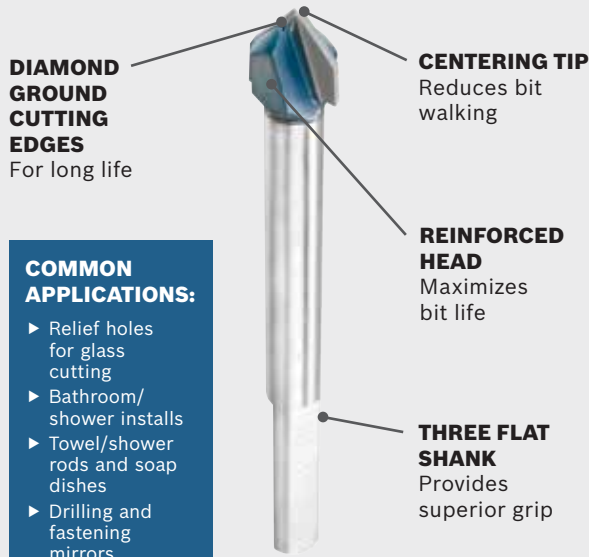
Item #	# of Pieces	Includes	Case Type
MC500	5	(1) 5/32" x 4" x 6", (1) 3/16" x 4" x 6", (1) 1/4" x 4" x 6", (1) 5/16" x 4" x 6", (1) 3/8" x 4" x 6"	Plastic



MC500

GLASS AND TILE BIT

Drills faster, lasts longer



DIAMOND GROUND CUTTING EDGES
For long life

CENTERING TIP
Reduces bit walking

REINFORCED HEAD
Maximizes bit life

THREE FLAT SHANK
Provides superior grip

COMMON APPLICATIONS:

- ▶ Relief holes for glass cutting
- ▶ Bathroom/shower installs
- ▶ Towel/shower rods and soap dishes
- ▶ Drilling and fastening mirrors
- ▶ Setting concrete screws in tile

GLASS AND TILE BITS

Item #	Diameter	Qty.
GT100	1/8"	1
GT200	3/16"	1
GT300	1/4"	1
GT400	5/16"	1
GT500	3/8"	1
GT600	1/2"	1
GT700	5/8"	1
GT800	3/4"	1
GT900	7/8"	1
GT1000	1"	1

NOTE: Three flat shank on sizes 5/16" and larger.

GLASS AND TILE BIT SETS

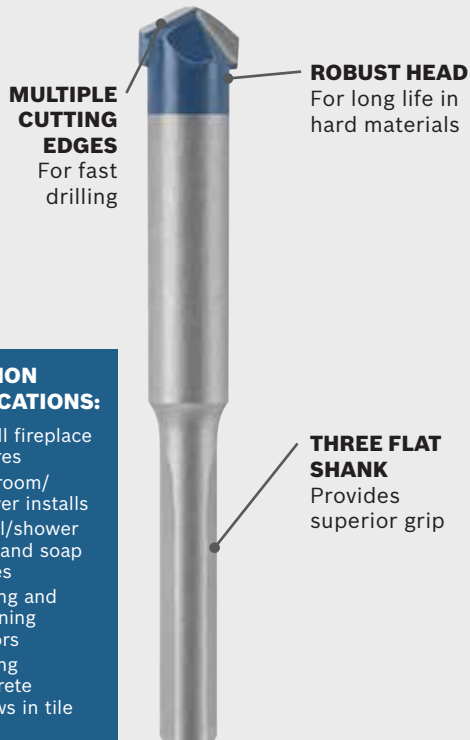
Item #	# of Pieces	Includes	Case Type
GT2000	4	(1) 1/8", (1) 3/16", (1) 1/4", (1) 5/16"	-
GT3000	8	(1) 1/8", (1) 3/16", (1) 1/4", (1) 5/16", (1) 3/8", (1) 1/2", (1) 5/8", (1) 3/4"	Brute Tough™



GT3000

NATURAL STONE TILE BIT

Tough carbide for tough tile



MULTIPLE CUTTING EDGES
For fast drilling

ROBUST HEAD
For long life in hard materials

THREE FLAT SHANK
Provides superior grip

COMMON APPLICATIONS:

- ▶ Install fireplace fixtures
- ▶ Bathroom/shower installs
- ▶ Towel/shower rods and soap dishes
- ▶ Drilling and fastening mirrors
- ▶ Setting concrete screws in tile

NATURAL STONE TILE BITS

Item #	Diameter	Qty.
NS100	1/8"	1
NS200	3/16"	1
NS300	1/4"	1
NS400	5/16"	1
NS500	3/8"	1
NS600	1/2"	1

NOTE: Three flat shank on sizes 3/8" and larger.

NATURAL STONE TILE BIT SET

Item #	# of Pieces	Includes	Case Type
NS2000	4	(1) 1/8", (1) 3/16", (1) 1/4", (1) 5/16"	Plastic Box



NS2000



MASONRY/CONCRETE DRILLING
HAMMER DRILL ACCESSORIES



BOSCH
Invented for life



STRAIGHT SHANK REBAR CUTTERS



Item #	Diameter	Length	Qty.
RCSS2064	3/8"	12"	1
RCSS2084	1/2"	12"	1
RCSS2086	1/2"	18"	1
RCSS2094	9/16"	12"	1
RCSS2104	5/8"	12"	1
RCSS2124	3/4"	12"	1
RCSS2144	7/8"	12"	1
RCSS2164	1"	12"	1
RCSS2168	1-1/8"	12"	1
RCSS2172	1-1/4"	12"	1
RCSS2176	1-1/2"	12"	1
RCSS2106	5/8"	18"	1
RCSS2126	3/4"	18"	1

*Available in SDS-plus®—see page 20

STRAIGHT SHANK EXTENSIONS

Item #	Diameter	Length	Qty.
EX1006	7/16" shank	6"	1
EX1012	7/16" shank	12"	1

NOTE: May be used with rebar cutters in rotary mode only

CUTTING REBAR



STEP 1

Drill with SDS-plus® carbide bit and remove after contact with rebar

STEP 2

Replace bit with rebar cutter and switch to rotary mode

STEP 3

Cut through rebar and remove after contact with concrete

STEP 4

Switch back to hammer carbide bit to continue drilling

CONCRETE SCREW ANCHORING SYSTEM

Holds tight tolerances that are critical to precision anchoring



FLAT SHANK

Prevents bit slippage

HIGH-QUALITY CARBIDE TIP

For long life

COMMON APPLICATIONS:

- ▶ Conduit
- ▶ Electrical boxes
- ▶ Pipe straps
- ▶ HVAC strapping
- ▶ Sign fastening
- ▶ Window frames
- ▶ Backer boards

FLAT SHANK HEX MASONRY DRILL BITS

For use with masonry fastening systems/hex sleeve drive tools.
Hex drive on bit fits into driver sleeve.

Item #	Diameter	Length	Qty.	Bulk Item #	Bulk Qty.
TC100	5/32"	3-1/2"	1	TC1005	5
				TC1025	25
TC200	5/32"	4-1/2"	1	TC2005	5
				TC2025	25
TC300	5/32"	5-1/2"	1	TC3005	5
				TC3025	25
TC400	3/16"	3-1/2"	1	TC4005	5
TC500	3/16"	4-1/2"	1	TC5005	5
TC600	3/16"	5-1/2"	1	TC6005	5
				TC6025	25

FLAT SHANK HEX ACCESSORIES

For use with masonry fastening systems/hex sleeve drive tools.
Hex drive on bit fits into driver sleeve.

Item #	Descriptions	Qty.
TC700	Masonry screw drill bit holder	1
TC800	Masonry screw drill bit sleeve	1
TCNS516	Drill bit nutsetter 5/16" hex	1
TCNS14	Drill bit nutsetter 1/4" hex	1
TCSDP2	Concrete screwdriving bit P2	1
TCSDP3	Concrete screwdriving bit P3	1

FLAT SHANK DRILL BIT SET

For use with masonry fastening systems/hex sleeve drive tools.
Hex drive on bit fits into driver sleeve.

Item #	# of Pieces	Includes	Case Type
TC900	9	Power bits: (1) P2, (1) P3; hex sockets: (1) 5/16", (1) 1/4"; drill bits: (1) 3/16", (1) 5/32"; (1) drive sleeve, (1) hex key, (1) bit holder	Brute Tough™

SDS-plus® ROTARY HAMMERS



7/8" SDS-plus® BULLDOG™ ROTARY HAMMER 11250VSR



- ▶ Dual-Mode Selector—Two modes of operation: rotary hammer and rotation only
- ▶ Rotating Brush Plate—Provides equal power in reverse and extends brush life
- ▶ Integral Clutch—Disengages torque transmission if the bit gets into a bind situation
- ▶ Variable-Speed Trigger with Reversing—For accurate bit starting, as well as removing fasteners or bound bits
- ▶ Integrated Dual-Fan System—Second set of fan blades with the motor creates air suction for maximum dust collection

INCLUDES
360° Auxiliary Handle **1619P06104**
Carrying Case **2605438524**

Specifications	
Rating	120V
Amperage	6.1
No Load RPM	0–1,000
No Load BPM	0–4,400
Impact Energy (ft.-lbs.)	1.7 EPTA
Maximum Capacities: Concrete	7/8"
Maximum Capacities: Steel	1/2"
Maximum Capacities: Wood	1/2"–3/4"
Maximum Capacities: Concrete-Thin Wall Core Bit	1-1/2"
Length	14.0"
Weight	5.5 lbs.

Optional dust collection attachments listed below and on pages 15 and 320.

7/8" SDS-plus® BULLDOG™ ROTARY HAMMER 11250VSRD

NEW



Same features as 11250VSR above.

- ▶ Converts 11250VSR into the 11250VSRD dust collection hammer

INCLUDES
360° Auxiliary Handle **1619P06104**
Carrying Case **2605438524**

Same specifications as 11250VSR above.

Specifications	
Length	19.6"
Weight	7.4 lbs.



NOW YOU SEE IT. NOW YOU DON'T!

Containing silica dust is a requirement for promoting better worker health and safety on the jobsite. The Bosch 11250VSRD employs a dust-containment design that can deliver both improved safety and greater productivity thanks to quicker clean up.

For additional dust collection information and options see pages 316–320.



BOSCH
Invented for life

MASONRY/CONCRETE DRILLING
SDS-plus® ROTARY HAMMERS



1" SDS-plus® BULLDOG™ XTREME ROTARY HAMMER

11253VSR



- ▶ Multi-Function Selector—Three modes of operation: rotary hammer, rotation only and hammer only
- ▶ Vario-Lock™ Positioning—Rotates and locks chisel into 36 different positions to optimize working angle
- ▶ Variable-Speed Trigger with Reversing—For accurate bit starting as well as removing fasteners or bound bits
- ▶ Integral Clutch—Disengages torque transmission if the bit gets into a bind situation

INCLUDES

Auxiliary Handle **1612025057**
 Depth Gauge **1613001010**
 Carrying Case **2605438294**

Specifications	
Rating	120V
Amperage	7.2
No Load RPM	0–1,300
BPM Under Load	0–5,800
Impact Energy (ft.-lbs.)	2.0 EPTA
Maximum Capacities: Concrete	1"
Maximum Capacities: Steel	1/2"
Maximum Capacities: Wood	1"–1-1/8"
Maximum Capacities: Concrete-Thin Wall Core Bit	2-5/8"
Length	14.8"
Weight	6.4 lbs.

Optional dust collection attachments available on pages 15, 28 and 320.

1" SDS-plus® BULLDOG™ XTREME ROTARY HAMMER

11255VSR



- ▶ Multi-Function Selector—Three modes of operation: rotary hammer, rotation only and hammer only
- ▶ Vario-Lock™ Positioning—Rotates and locks chisel into 36 different positions to optimize working angle
- ▶ Integral Clutch—Disengages torque transmission if the bit gets into a bind situation
- ▶ Variable-Speed Trigger with Reversing—For accurate bit starting as well as removing fasteners or bound bits

INCLUDES

Auxiliary Handle **1612025057**
 Depth Gauge **1613001010**
 Carrying Case **2610958165**

Specifications	
Rating	120V
Amperage	7.5
No Load RPM	0–1,300
BPM Under Load	0–5,800
Impact Energy (ft.-lbs.)	2.0 EPTA
Maximum Capacities: Concrete	1"
Maximum Capacities: Steel	1/2"
Maximum Capacities: Wood	1"–1-1/8"
Maximum Capacities: Concrete-Thin Wall Core Bit	2-5/8"
Length	17.3"
Weight	6.7 lbs.

Optional dust collection attachments available on pages 15, 28 and 320.

1-1/8" SDS-plus® BULLDOG™ XTREME MAX ROTARY HAMMER

RH228VC



- ▶ 2.4 ft.-lbs. impact energy
- ▶ Counter Balance Vibration—Vibration reduction in the hammer mechanism for lowest vibration levels in its class
- ▶ 8.0 Amps—Maximum power to get the job done fast
- ▶ Integral Clutch—Disengages torque transmission if the bit gets into a bind situation
- ▶ Variable-Speed Trigger with Reversing—For accurate bit starting as well as removing fasteners or bound bits

INCLUDES

Auxiliary Handle **1612025057**
 Depth Gauge **1613001010**
 Carrying Case **2610958165**

Specifications	
Rating	120V
Amperage	8.0
No Load RPM	0–1,230
No Load BPM	0–5,460
Impact Energy (ft.-lbs.)	2.4 EPTA
Maximum Capacities: Concrete	1-1/8"
Maximum Capacities: Steel	1/2"
Maximum Capacities: Concrete-Thin Wall Core Bit	2-3/4"
Length	17.4"
Weight	6.9 lbs.

Optional dust collection attachments available on pages 15, 28 and 320.


HammerHook™ for quick on-the-job storage



IMPACT THE JOB, NOT YOUR BODY

Increased performance, reduced fatigue

Bosch developed active Vibration Control™ for improved user comfort over extended periods of work. The system is engineered to control vibration—so while tools continue to increase performance, they're also designed to be easier to use.



Bosch's Vibration Control™ system works in two places

- 1** Isolation technology in the handles reduces vibration at the hands
- 2** Longer air cushion in the hammer mechanism further reduces vibration at the source



MASONRY/CONCRETE DRILLING
SDS-plus® ROTARY HAMMERS



BOSCH
Invented for life



1-1/8" SDS-plus® ROTARY HAMMER

RH328VC



- ▶ Vibration Control™—Vibration reduction in the hammer mechanism and grip provide maximum user comfort for extended work
- ▶ Multi-Function Selector—Three modes of operation: rotary hammer, rotation only and hammer only
- ▶ Integral Clutch—Helps minimize torque reaction
- ▶ Vario-Lock™ Positioning—Rotates and locks chisel into 12 different positions
- ▶ Variable-Speed Trigger with Reversing—For accurate bit starting as well as removing fasteners or bound bits

INCLUDES

Auxiliary Handle **1612025086**
Depth Gauge **1613001010**
Carrying Case

Specifications	
Rating	120V
Amperage	8.0
No Load RPM	0–900
BPM Under Load	0–4,000
Impact Energy (ft.-lbs.)	2.4
Maximum Capacities: Concrete	1-1/8"
Maximum Capacities: Steel	1/2"
Maximum Capacities: Wood	1"-1-1/8"
Maximum Capacities: Concrete-Thin Wall Core Bit	3-1/8"
Length	12.5"
Weight	7.7 lbs.

Optional dust collection attachments available on pages 15, 28 and 320.

1-1/8" SDS-plus® ROTARY HAMMER WITH QUICK-CHANGE™ CHUCK SYSTEM

RH328VCQ



Same features as RH328VC above.
Quick-Change™ Chuck System—Allows quick exchange of SDS-plus® chucks (three-jaw chuck not included)

ALSO INCLUDES

Quick-Change™ Chuck—SDS-plus® **1617000895**
Carrying Case

Same specifications as RH328VC above.

Specifications	
Length	13.6"
Weight	7.9 lbs.

Optional dust collection attachments available on pages 15, 28 and 320.

1-1/4" SDS-plus® ROTARY HAMMER WITH QUICK-CHANGE™ CHUCK SYSTEM

RH432VCQ



- ▶ Vibration Control™—Vibration reduction in the hammer mechanism and grip provide maximum user comfort for extended periods of work
- ▶ Quick-Change™ Chuck System—Allows quick exchange of SDS-plus® chucks
- ▶ Multi-Function Selector—Three modes of operation: rotary hammer, rotation only and hammer only
- ▶ Integral Clutch—Disengages torque transmission if the bit gets into a bind situation
- ▶ Variable-Speed Trigger with Reversing—For accurate bit starting as well as removing fasteners or bound bits

INCLUDES

Auxiliary Handle **1612025079**
Depth Gauge **1613001008**
Quick-Change™ Chuck—SDS-plus® **1617000895**
Carrying Case

Specifications	
Rating	120V
Amperage	8.5
No Load RPM	0–760
BPM Under Load	0–3,600
Impact Energy (ft.-lbs.)	3.1 EPTA
Maximum Capacities: Concrete	1-1/4"
Maximum Capacities: Steel	1/2"
Maximum Capacities: Concrete-Thin Wall Core Bit	3-1/8"
Maximum Capacities: Core Bit	3-1/2"
Length	15.75"
Weight	10.3 lbs.

Optional dust collection attachments available on pages 15, 28 and 320.

SDS-plus® CHUCKS AND ADAPTERS



SDS-plus® RIGHT-ANGLE ATTACHMENT



- ▶ Easily drill into concrete in hard-to-reach spots. Pivots 360° ensuring correct positioning for any application
- ▶ Impact strength of tool is reduced by approximately 40%
- ▶ Replacement spacer rings sold separately (2916660015, 2916660016)

Item #	Description
RHA-50	Right-angle attachment compatible with 11253VSR, 11255VSR, RH228VSR, RH328VSR, 11536VSR and RH328VC-36
1618580000	Right-angle attachment compatible with 11224VSR and 11250VSR (only)

KEYLESS THREE-JAW CHUCK WITH SDS-plus® SHANK

- ▶ 1/2" capacity three-jaw chuck with SDS-plus® shank
- ▶ Keyless ratcheting to quickly lock bits in place
- ▶ For use with straight shank drill bits
- ▶ Can be used in the drill-only mode



Item #	Description
HA3JAW	Keyless three-jaw chuck with SDS-plus® shank

SDS-plus® CHIPPING ADAPTER


- ▶ For SDS-plus® rotary hammer item numbers: 11225VSR, 11225VSRH, 11250VSR



Item #	Description
2607018296	SDS-plus® chipping adapter

THREE-JAW CHUCK WITH INTEGRAL SDS-plus® SHANK

- ▶ 1/2" capacity chuck with integral SDS-plus® shank
- ▶ Use for straight shank drill bits
- ▶ Can be used in the drill-only mode
- ▶ For all Bosch SDS-plus® rotary hammers



Item #	Description
1618571014	Keyed three-jaw chuck with SDS-plus® shank
1610508015	Replacement dust boot
CRK005	Replacement chuck key

MASONRY/CONCRETE DRILLING
SDS-plus® ROTARY HAMMER ACCESSORIES

DUST COLLECTION ATTACHMENT AND ADAPTER

DUST EXTRACTION ATTACHMENT

- ▶ Attaches to tool and vacuum cleaner hose to provide excellent dust collection when drilling in dust-sensitive areas, such as computer rooms and medical facilities
- ▶ For use with bits up to 3/4" in diameter for extracting fine dust
- ▶ Built-in depth gauge
- ▶ For use with most Bosch SDS-plus® rotary hammers
- ▶ Compatible with 11253VSR, 11255VSR, RH228VC, RH328VC, 11536VSR, 11536C, RHH181-01 and RH328VC-36 (see page 112).



Item #	Description
HDC100	SDS-plus® depth control dust extraction unit

VACUUM DUST PORT ADAPTER



Item #	Description
2610014502	For DC11250 dust collection canister attachment when used with the 11250VSR and Bosch vacuum system



BOSCH
Invented for life



SDS-plus® BULLDOG™ XTREME FULL CARBIDE HEAD*



MASONRY/CONCRETE DRILLING
SDS-plus® ROTARY HAMMER ACCESSORIES

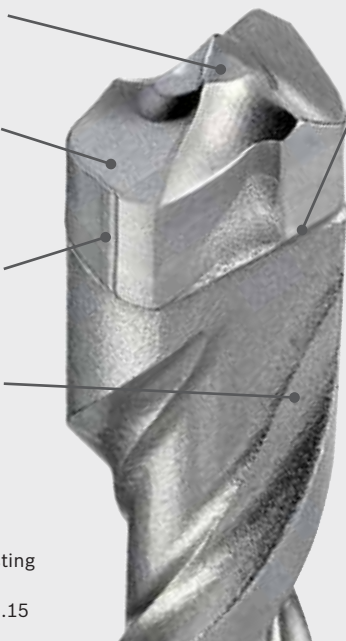
FIVE INNOVATIONS OF THE **BULLDOG™** Xtreme

CENTRIC CONICAL TIP
Guides bit through concrete
and provides rounder holes

FULL CARBIDE HEAD*
Drills faster with less carbide
wear. Lasts four times longer
than Hilti TE-C3X in rebar**

WEAR MARK
Assures accuracy
of hole diameter

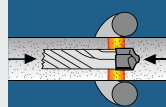
FLUTE DESIGN
Runs cooler with fast dust
removal, optimized flute
cross section reduces stress



4x

**LONGER LIFE IN REBAR VS.
STANDARD SDS-plus® BIT**

DIFFUSION BONDING TECHNOLOGY
Provides stronger carbide bond for a
longer-lasting bit



DIFFUSION BONDING
Carbide and steel are
bonded together at a
molecular level.

HOLE SHAPES BASED ON TIP TYPE



Y-cutter



Two-cutter



Four-cutter



Bulldog™
Xtreme
Centric
Conical

The new tip shape provides
rounder holes for precision
anchoring applications

*Less than or equal to 5/8" diameter

**Based on independent head-to-head testing
of 1/4" bits performed by Räbel

*Manufactured to ANSI specification B212.15



SDS-plus® HAMMER BITS AND CHISELS



SDS-plus® BULLDOG™ XTREME ROTARY HAMMER BITS



Item #	Diameter	Usable Length	Overall Length	Qty.	Bulk Item #	Bulk Qty.
HCFC2000	5/32"	2"	4"	1	—	—
HCFC2001	5/32"	4"	6"	1	—	—
HCFC2010	3/16"	2"	4"	1	HCFC2010B25	25
HCFC2011	3/16"	4"	6-1/2"	1	HCFC2011B10	10
					HCFC2011B25	25
HCFC2012	3/16"	6"	8-1/2"	1	HCFC2012B25	25
HCFC2013	3/16"	8"	10"	1	—	—
HCFC2014	3/16"	10"	12"	1	HCFC2014B25	25
HCFC2015	3/16"	12"	14"	1	—	—
HCFC2031	7/32"	4"	6-1/2"	1	—	—
HCFC2032	7/32"	6"	8-1/2"	1	—	—
HCFC2034	7/32"	10"	12"	1	—	—
HCFC2040	1/4"	2"	4"	1	HCFC2040B25	25
HCFC2041	1/4"	4"	6-1/2"	1	HCFC2041B10	10
					HCFC2041B25	25
HCFC2042	1/4"	6"	8-1/2"	1	HCFC2042B25	25
HCFC2043	1/4"	8"	10"	1	—	—
HCFC2044	1/4"	10"	12"	1	HCFC2044B25	25
HCFC2045	1/4"	12"	14"	1	—	—
HCFC2051	5/16"	4"	6"	1	HCFC2051B25	25
HCFC2054	5/16"	10"	12"	1	—	—
HCFC2061	3/8"	4"	6"	1	HCFC2061B25	25
HCFC2064	3/8"	10"	12"	1	HCFC2064B25	25
HCFC2067	3/8"	16"	18"	1	—	—
HCFC2072	7/16"	4"	6"	1	—	—
HCFC2074	7/16"	10"	12"	1	—	—
HCFC2081	1/2"	4"	6"	1	HCFC2081B25	25
HCFC2084	1/2"	10"	12"	1	HCFC2084B25	25
HCFC2087	1/2"	16"	18"	1	—	—
HCFC2092	9/16"	4"	6"	1	—	—
HCFC2093	9/16"	6"	8"	1	—	—
HCFC2094	9/16"	10"	12"	1	—	—
HCFC2097	9/16"	16"	18"	1	—	—
HCFC2102	5/8"	6"	8-1/2"	1	—	—
HCFC2103	5/8"	10"	12"	1	—	—
HCFC2104	5/8"	16"	18"	1	—	—
HCFC2223*	3/4"	6"	8"	1	—	—
HCFC2224*	3/4"	8"	10"	1	—	—
HCFC2227*	3/4"	16"	18"	1	—	—
HCFC2244*	7/8"	8"	10"	1	—	—
HCFC2245*	7/8"	10"	12"	1	—	—
HCFC2247*	7/8"	16"	18"	1	—	—
HCFC2263*	1"	8"	10"	1	—	—
HCFC2267*	1"	16"	18"	1	—	—
HCFC2283*	1-1/8"	8"	10"	1	—	—
HCFC2287*	1-1/8"	16"	18"	1	—	—

*Four cutter

MASONRY/CONCRETE DRILLING
SDS-plus® ROTARY HAMMER ACCESSORIES



BOSCH
Invented for life



SDS-plus® BULLDOG™ ROTARY HAMMER BITS



- ▶ 15% faster in concrete (compared to S4L)
- ▶ Optimized brazing and hardening process for long life
- ▶ Manufactured to ANSI specification B212.15

- ▶ Optimized flute design to reduce bit stress and make the bit run cooler
- ▶ Centric tip for optimal hole geometry

MASONRY/CONCRETE DRILLING
SDS-plus® ROTARY HAMMER ACCESSORIES

Item #	Diameter	Usable Length	Overall Length	Qty.	Bulk Item #	Bulk Qty.					
HC2000	5/32"	2"	4"	1	—	—					
HC2001	5/32"	4"	6"	1	HC2001B5	5					
					HC2001B10	10					
					HC2001B25	25					
HC2009	5/32"	6"	8"	1	—	—					
HC2010	3/16"	2"	4"	1	HC2010B5	5					
					HC2010B25	25					
					HC2011B5	5					
HC2011	3/16"	4"	6"	1	HC2011B10	10					
					HC2011B25	25					
					HC2012B5	5					
HC2012	3/16"	6"	8"	1	HC2012B25	25					
					HC2014B5	5					
					HC2014B25	25					
HC2016	3/16"	16"	18"	1	—	—					
HC2031	7/32"	4"	6"	1	HC2031B5	5					
					HC2031B25	25					
					HC2032B25	25					
HC2032	7/32"	6"	8"	1	—	—					
HC2034	7/32"	10"	12"	1	—	—					
HC2040	1/4"	2"	4"	1	HC2040B5	5					
					HC2040B25	25					
					HC2041B5	5					
HC2041	1/4"	4"	6"	1	HC2041B10	10					
					HC2041B25	25					
					HC2042B5	5					
HC2042	1/4"	6"	8"	1	HC2042B25	25					
					HC2044	1/4"	10"	12"	1	—	—
					HC2046	1/4"	16"	18"	1	—	—
HC2051	5/16"	4"	6"	1	HC2051B5	5					
					HC2051B25	25					
					HC2052	5/16"	6"	8"	1	—	—
HC2054	5/16"	10"	12"	1	—	—					
HC2055	5/16"	16"	18"	1	—	—					
HC2061	3/8"	4"	6"	1	HC2061B5	5					
					HC2061B10	10					
					HC2061B25	25					
HC2062	3/8"	6"	8"	1	—	—					
HC2064	3/8"	10"	12"	1	HC2064B5	5					
					HC2064B25	25					
					HC2067	3/8"	16"	18"	1	—	—
HC2068	3/8"	22"	24"	1	—	—					
HC2069	3/8"	37"	39"	1	—	—					
HC2073	7/16"	6"	8"	1	—	—					
HC2074	7/16"	10"	12"	1	—	—					
HC2081	1/2"	4"	6"	1	HC2081B5	5					
					HC2081B10	10					
					HC2081B25	25					
HC2083	1/2"	6"	8"	1	—	—					
HC2084	1/2"	10"	12"	1	HC2084B5	5					
					HC2084B25	25					
					HC2087	1/2"	16"	18"	1	—	—
HC2088	1/2"	22"	24"	1	—	—					
HC2089	1/2"	37"	39"	1	—	—					
HC2093	9/16"	6"	8"	1	—	—					
HC2094	9/16"	10"	12"	1	—	—					
HC2097	9/16"	16"	18"	1	—	—					

Item #	Diameter	Usable Length	Overall Length	Qty.	Bulk Item #	Bulk Qty.
HC2102	5/8"	6"	8"	1	HC2102B5	5
					HC2102B25	25
HC2104	5/8"	10"	12"	1	—	—
HC2107	5/8"	16"	18"	1	—	—
HC2108	5/8"	22"	24"	1	—	—
HC2109	5/8"	37"	39"	1	—	—
HC2122	3/4"	6"	8"	1	—	—
HC2124	3/4"	10"	12"	1	—	—
HC2127	3/4"	16"	18"	1	—	—
HC2128	3/4"	22"	24"	1	—	—
HC2129	3/4"	37"	39"	1	—	—
HC2146	7/8"	8"	10"	1	—	—
HC2147	7/8"	16"	18"	1	—	—
HC2163	1"	8"	10"	1	—	—
HC2167	1"	16"	18"	1	—	—

SDS-plus® BULLDOG™ ROTARY HAMMER BIT SETS

Item #	# of Pieces	Includes	Case Type
HCK001	7	(1) 3/16" x 2" x 4", (1) 1/4" x 2" x 4", (2) 1/4" x 4" x 6", (1) 5/16" x 4" x 6", (1) 3/8" x 4" x 6", (1) 1/2" x 4" x 6"	Brute Tough™
HCK005	5	(1) 3/16" x 4" x 6", (1) 1/4" x 2" x 4", (1) 1/4" x 4" x 6", (1) 3/8" x 4" x 6", (1) 1/2" x 4" x 6"	Tube
HCST006	6	(1) 5/32" x 4" x 6", (1) 3/16" x 4" x 6", (1) 1/4" x 2" x 4", (1) 3/8" x 4" x 6", (1) flat chisel, (1) point chisel	Brute Tough™



HCK001



HCK005



HCST006

UNLEASH YOUR BULLDOG

HARDEST HITTING HAMMERS
LONGEST LASTING BITS



BULLDOG  **G**™

Bosch secures its reputation as the industry leader in concrete power tools and accessories with every use of its Bulldog™ line of rotary hammers and concrete bits.

Engineered to handle everyday applications and designed to user specifications, all Bulldog™ rotary hammers deliver unsurpassed striking power-to-weight ratios. The result is high-performance tools that get the job done faster and with less user fatigue.

The Bosch Bulldog™ bit accessory line offers faster speeds in applications for lightweight and spec concrete. Bulldog™ Xtreme bits and chisels are built around full-head carbide that lasts longer than competitive offerings. This innovative design provides faster drilling speeds and longer life, with toughness that withstands multiple rebar strikes.

Concrete to the core. The Bulldog™ line of rotary hammers and bits.



BOSCH
Invented for life



SDS-plus® STOP DRILL BITS

Item #	Diameter	Usable Length	Anchor Diameter
HCSTP2061	3/8"	1-1/16"	1/4"
HCSTP2081	1/2"	13/16"	3/8"
HCSTP2083	1/2"	1-11/16"	3/8"
HCSTP2084	5/8"	1-3/16"	1/2"
HCSTP2086	5/8"	2-1/16"	1/2"

SDS-plus® REBAR CUTTERS




Item #	Diameter	Length	Qty.
RC2064	3/8"	12"	1
RC2084	1/2"	12"	1
RC2094	9/16"	12"	1
RC2104	5/8"	12"	1
RC2124	3/4"	12"	1
RC2144	7/8"	12"	1
RC2164	1"	12"	1
RC2168	1-1/8"	12"	1
RC2172	1-1/4"	12"	1
RC2176	1-1/2"	12"	1

*Available in straight shank—see page 10

CONCRETE SCREW ANCHORING SYSTEM

Holds tight tolerances that are critical to precision anchoring



SDS-plus® SHANK

HIGH-QUALITY CARBIDE TIP
For long life

COMMON APPLICATIONS:

- ▶ Conduit
- ▶ Electrical boxes
- ▶ Pipe straps
- ▶ HVAC strapping
- ▶ Sign fastening
- ▶ Window frames
- ▶ Backer boards

SDS-plus® BULLDOG™ HEX DRIVE ROTARY HAMMER DRILL BITS

For use with masonry fastening systems/hex sleeve drive tools.
Hex drive on bit fits into driver sleeve.

▶ Manufactured to ANSI specification B212.15



Item #	Diameter	Usable Length	Overall Length	Qty.	Bulk Item #	Bulk Qty.
HC2302	5/32"	3-1/2"	6"	1	HC2302B25	25
HC2312	3/16"	3-1/2"	6"	1	HC2312B25	25
HC2341	1/4"	3-1/2"	6"	1	HC2341B25	25

SDS-plus® BULLDOG™ HEX DRIVE ACCESSORY AND KIT

For use with masonry fastening systems/hex sleeve drive tools.
Hex drive on bit fits into driver sleeve.

▶ 1/4" hex shoulder for drive sleeve used to set masonry screws

Item #	Description
AD2300	Anchor drive sleeve used to set masonry screws and concrete anchors. Accepts 5/32", 3/16" and 1/4" bits
HC2309	7 pc anchor drive installation kit: 5/32" x 6" and 3/16" x 6" hex bits, #2 and #3 Phillips® power bits, 5-3/4" sleeve, 1/4" and 5/16" sockets

NOTE: Drill bits (or extension + drill bit) in excess of 8" should never exceed 600 RPM

SDS-plus® BULLDOG™ XTREME HEX DRIVE ROTARY HAMMER DRILL BITS

NEW



Item #	Diameter	Usable Length	Overall Length	Qty.
HCFC2302	5/32"	4"	6.5"	1
HCFC2312	3/16"	4"	6.5"	1

SPEEDCORE™ THIN-WALL CORE DRILL BITS

CORE BIT ASSEMBLY
Screw core bit onto shank



One-piece SDS-plus® Extension



Thin-Wall Core Bit

SDS-plus® SPEEDCORE™ THIN-WALL CORE DRILL BITS

Bosch SDS-plus® thin-wall core bits are designed for drilling with smaller hammers; core body range is 1" up to 4-3/8" with a usable cutting depth of 3".




Item #	Diameter	Item #	Diameter	Item #	Description
T3910SC	1"	T3916SC	2-11/16"	T3922	3" extension straight (2 pc)
T3911SC	1-3/16"	T3917SC	3-1/8"	T3923SC	4" extension SDS-plus® (2 pc)
T3912SC	1-3/8"	T3918SC	3-3/16"	T3924	SpeedCore™ pilot bit
T3913SC	1-9/16"	T3919SC	3-1/2"	T3925SC	7" extension SDS-plus® (1 pc)
T3914SC	1-7/8"	T3920SC	3-7/8"	T3926SC	13" extension SDS-plus® (1 pc)
T3915SC	2-9/16"	T3921SC	4-3/8"	T3927SC	17" extension SDS-plus® (1 pc)

NOTE: Drill bits (or extension + drill bit) in excess of 8" should never exceed 600 RPM

MORTAR KNIFE

1/4" AND 3/8" WIDTHS
Ensure precise fit between brick, block and stone without jamming



MORTAR KNIFE FITS ALL SDS-plus® ROTARY HAMMERS FOR MAXIMUM POWER TRANSFER

PRECISION PLUNGE TIP
Controls depth in mortar for greater efficiency

SHARP STRAIGHT EDGE
Cuts away debris quickly and easily, avoiding damage to the work surface

SDS-plus® BULLDOG™ HAMMER STEEL

Item #	Description	Qty.	Bulk Item #	Bulk Qty.
HS1415	10" point	1	—	—
HS1420	3/4" x 10" chisel	1	—	—
HS1430	1/4" x 7" wood chisel	1	—	—
HS1435	1/2" x 7" wood chisel	1	—	—
HS1440	3/4" x 7" wood chisel	1	—	—
HS1445	1" x 7" wood chisel	1	—	—
HS1450	1-1/4" x 7" wood chisel	1	—	—



Item #	Description	Qty.	Bulk Item #	Bulk Qty.
HS1475	10" gouging chisel	1	—	—
HS1480	8" carbide-tipped point	1	—	—
HS1485	1-1/2" x 5-3/4" stubby scaling chisel	1	—	—
HS1490	5-3/4" stubby point	1	—	—
HS1495	3/4" x 5-3/4" stubby flat chisel	1	—	—

SDS-plus® BULLDOG™ XTREME HAMMER STEEL

Bosch offers a full assortment of SDS-plus® hammer steel points and chisels.

- ▶ **HS1465** removes material up to 40% faster than conventional tile chisels. Ideal for smaller grout joints and specially shaped for prying and removing tile in one piece
- ▶ **HS1470** viper flat chisel and **HS1472** pointed chisel provide 30% longer life and 15% more material removal

Item #	Description	Qty.	Bulk Item #	Bulk Qty.
HS1400	1/4" mortar knife	1	HS1400B5	5
			HS1400B25	25
HS1401	3/8" mortar knife	1	HS1401B5	5
			HS1401B25	25
HS1465	1-1/2" x 10" tile chisel	1	—	—
HS1470	3/4" x 10" viper flat chisel (long life)	1	—	—
HS1472	10" point (long life)	1	—	—



Wide HS1427



Tile HS1465



Point HS1472



Viper Flat HS1470



BOSCH
Invented for life

ANCHOR WITH SPEED AND CONFIDENCE

CONTROLLING DUST TO
SAVE TIME AND MONEY

SPEEDCLEAN™

Bosch's Speed Clean™ concrete bits work to remove dust while drilling for adhesive anchoring applications. This system works with an attached dust extraction system to produce precise, clean holes quickly.

Reducing dust on the jobsite is no longer a nice-to-have, it's a requirement. Speed Clean™ bits are built around a vacuum system that extracts dust through the bit's internal dust channel. Speed Clean™ bits are optimized for adhesive anchoring applications, which require cleaner hole standards, and provide up to 50% time savings*. The Speed Clean™ system is engineered to reduce airborne silica dust.

Speed Clean™. Anchor it up to 50% faster.

*Always follow manufacturer installation instructions for proper anchor installation methods.



BOSCH
Invented for life

SDS-plus® SPEED CLEAN™ DUST EXTRACTION BITS

SDS-plus® SPEED CLEAN™ DUST EXTRACTION DRILL BITS



Item #	Diameter	Usable Length	Overall Length	Qty.
DXS2074*	7/16"	7-1/2"	13"	1
DXS2084*	1/2"	7-1/2"	13"	1
DXS2094*	9/16"	10"	15"	1
DXS2104	5/8"	10"	15"	1
DXS2114	11/16"	12-1/2"	18"	1
DXS2124	3/4"	12-1/2"	18"	1

*Available in SDS-max®—see page 30

**Adapter included

*Available winter 2017

Information about dust collection products are available on pages 314 and 320.

SDS-plus® SPEED CLEAN™ ADAPTER



Item #	Description
DXSPLUS	Rubber adapter connecting SDS-plus® Speed Clean™ dust extraction bits to standard 35mm diameter vacuum hose

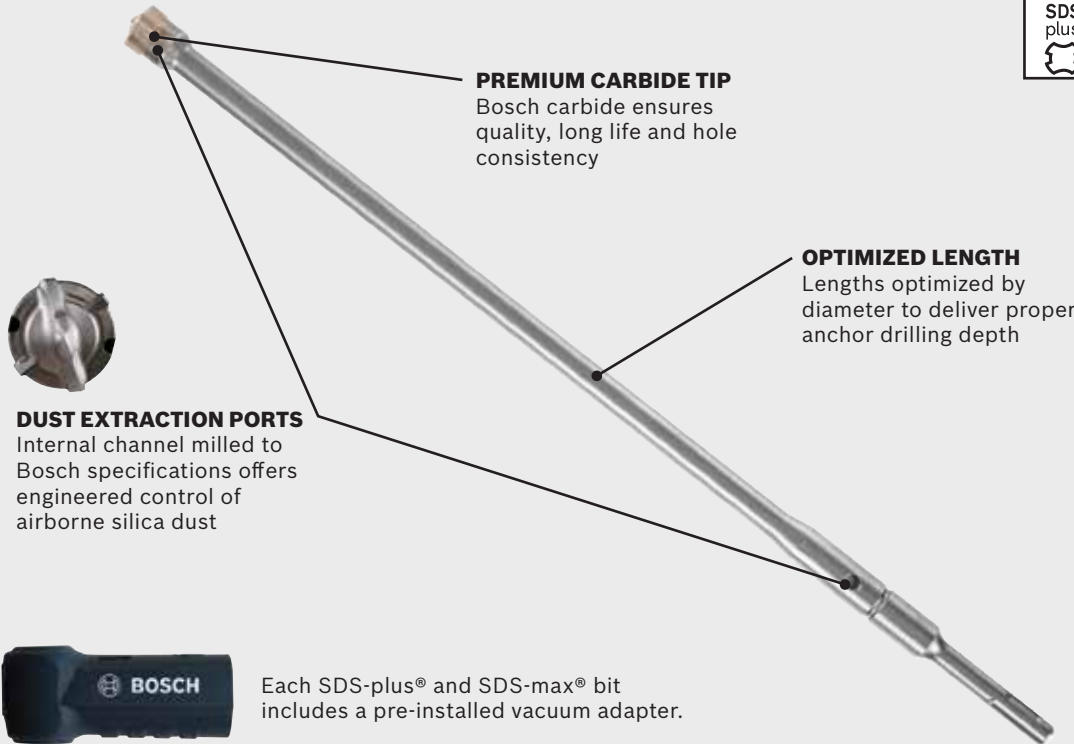
SDS-plus® SPEED CLEAN™ DUST EXTRACTION DRILL BIT AND ADAPTER



NEW

- ▶ CONTROLS AIRBORNE SILICA DUST
- ▶ 50% FASTER ANCHOR INSTALLATION

AVAILABLE FOR SDS-plus® AND SDS-max® HAMMERS



PREMIUM CARBIDE TIP
Bosch carbide ensures quality, long life and hole consistency

OPTIMIZED LENGTH
Lengths optimized by diameter to deliver proper anchor drilling depth

DUST EXTRACTION PORTS
Internal channel milled to Bosch specifications offers engineered control of airborne silica dust



Each SDS-plus® and SDS-max® bit includes a pre-installed vacuum adapter.

*Always follow manufacturer installation instructions for proper anchor installation methods.

MASONRY/CONCRETE DRILLING
SDS-plus® ROTARY HAMMER ACCESSORIES



BOSCH
Invented for life



SDS-max® HAMMERS

MASONRY/CONCRETE DRILLING
SDS-max® HAMMERS

1-9/16" SDS-max® COMBINATION HAMMER

RH540M



- ▶ "Combination" Dual-Mode Selector—Two modes of operation: rotary hammer and hammer only
- ▶ Integral Clutch—Disengages torque transmission if the bit gets into a bind situation
- ▶ Vario-Lock™ Positioning—Rotates and locks chisel into 12 different positions to optimize working angle
- ▶ Innovative Service Modules—Allows qualified service technician to quickly replace brushes and cord

INCLUDES

Auxiliary Handle **1619P07778**
Grease Tube **1615430010**
Carrying Case **1619P10379**

Specifications	
Rating	120V
Amperage	12.0
No Load RPM	170–340
No Load BPM	1,500–2,900
Impact Energy (ft.-lbs.)	6.1 EPTA
Maximum Capacities: Concrete	1-9/16"
Maximum Capacities: Concrete Core Bit	4"
Length	19.0"
Weight	15.2 lbs.

Optional dust collection attachments available on pages 28 and 320.

1-5/8" SDS-max® COMBINATION HAMMER

11264EVS



- ▶ Vibration Control™—Vibration reduction in the hammer mechanism and grip provide maximum user comfort
- ▶ Turbo™ Power Feature—Delivers 20% more power in hammer-only mode
- ▶ Integral Clutch—Disengages torque transmission if the bit gets into a bind situation

INCLUDES

Auxiliary Handle **1612025055**
Grease Tube **1615430010**
Carrying Case **1615438461**

Specifications	
Rating	120V
Amperage	13.0
No Load RPM	170–340
No Load BPM	1,700–2,900
Impact Energy (ft.-lbs.)	6.5 EPTA
Maximum Capacities: Concrete	1-5/8"
Maximum Capacities: Concrete Thru Hole Bit	2-9/16"
Maximum Capacities: Concrete Core Bit	4-1/8"
Optimal Concrete Capacity Range	1/2"–1-7/16"
Length	19.25"
Weight	15.2 lbs.

Optional dust collection attachments available on pages 28 and 320.

1-3/4" SDS-max® COMBINATION HAMMER

RH745



- ▶ "Combination" Dual-Mode Selector—Two modes of operation: rotary hammer and hammer only
- ▶ Constant Response™ Circuitry—Provides soft-start, constant speed under load, and overload protection
- ▶ Turbo™ Power Feature—Delivers 20% more power in hammer-only mode
- ▶ Integral Clutch—Disengages torque transmission if bit gets into a bind situation

INCLUDES

Auxiliary Handle **1612025004**
Grease Tube **1615430010**
Carrying Case **161543851A**

Specifications	
Rating	120V
Amperage	13.5
No Load RPM	150–305
No Load BPM	1,380–2,760
Impact Energy (ft.-lbs.)	8.2 EPTA
Maximum Capacities: Concrete	1-3/4"
Maximum Capacities: Concrete Thru Hole Bit	3"
Maximum Capacities: Concrete Core Bit	5"
Optimal Concrete Capacity Range	5/8"–1-9/16"
Length	21.0"
Weight	18.5 lbs.

Optional dust collection attachments available on pages 28 and 320.



1-7/8" SDS-max® COMBINATION HAMMER
RH850VC



- ▶ "Combination" Dual-Mode Selector—Two modes of operation: rotary hammer and hammer only
- ▶ Constant Response™ Circuitry—Provides soft-start, constant speed under load, and overload protection
- ▶ Integral Clutch—Disengages torque transmission if bit gets into a bind situation
- ▶ Vibration Control™—Vibration reduction in the hammer mechanism and grip provide maximum user comfort

INCLUDES
Auxiliary Handle **1612025004**
Grease Tube **1615430010**
Carrying Case **161543851A**

Specifications	
Rating	120V
Amperage	14.5
No Load RPM	150–305
No Load BPM	1,380–2,760
Impact Energy (ft.-lbs.)	9.3 EPTA
Maximum Capacities: Concrete	1-7/8"
Maximum Capacities: Concrete Thru Hole Bit	3-1/8"
Maximum Capacities: Concrete Core Bit	6"
Optimal Concrete Capacity Range	3/4"–1-3/4"
Length	21.4"
Weight	19.7 lbs.

Optional dust collection attachments available on pages 28 and 320.

2" SDS-max® COMBINATION HAMMER
RH1255VC

NEW



- ▶ "Combination" Dual-Mode Selector—Two modes of operation: rotary hammer and hammer only
- ▶ Constant Response™ Circuitry—Provides soft-start, constant speed under load, and overload protection
- ▶ Integral Clutch—Disengages torque transmission if bit gets into a bind situation
- ▶ Service Minder™ Light—Indicates when preventative maintenance is required

INCLUDES
Auxiliary Handle **1602025004**
Grease Tube **1615430010**
Carrying Case

Specifications	
Rating	120V
Amperage	15.0
No Load RPM	0–220
No Load BPM	1,750–2,150
Impact Energy (ft.-lbs.)	14.0 EPTA
Maximum Capacities: Concrete	2"
Maximum Capacities: Concrete Thru Hole Bit	3-1/8"
Maximum Capacities: Concrete Core Bit	6"
Optimal Concrete Capacity Range	1"–2"
Length	23.6"
Weight	26.0 lbs.

Optional dust collection attachments available on pages 28 and 320.





SDS-max® DEMOLITION HAMMER
DH507



- ▶ Vario-Lock™ Positioning—Rotates and locks chisel into 12 different positions to optimize working angle
- ▶ 360° Auxiliary Handle—Provides a wide range of movement along with operator comfort
- ▶ Innovative Service Modules—Designed for quick brush and cord replacement by qualified technician

INCLUDES
Auxiliary Handle **1619P07778**
Grease Tube **1615430010**
Carrying Case **1619P07831**

Specifications	
Rating	120V
Amperage	10.0
No Load BPM	2,800
Impact Energy (ft.-lbs.)	5.6 EPTA
Length	17.5"
Weight	12.4 lbs.

Optional dust collection attachments available on pages 28 and 320.

SDS-max® DEMOLITION HAMMER
11321EVS



- ▶ Vibration Control™—Vibration reduction in the hammer mechanism and grip provide maximum user comfort for extended periods of work
- ▶ Constant Response™ Circuitry—Provides soft-start, constant speed under load, and overload protection
- ▶ Vario-Lock™ Positioning—Rotates and locks chisel into 12 different positions to optimize working angle
- ▶ Auto-Max™ Variable-Speed Dial—Designed to automatically ensure maximum speed and power every time the tool is plugged in

INCLUDES
Auxiliary Handle **1612025061**
Grease Tube **1615430010**
Carrying Case **16054381CC**

Specifications	
Rating	120V
Amperage	13.0
No Load BPM	1,300–2,900
Impact Energy (ft.-lbs.)	6.1 EPTA
Length	18.6"
Weight	13.7 lbs.

Optional dust collection attachments available on pages 28 and 320.

SDS-max® DEMOLITION HAMMER

DH712VC



- ▶ Vibration Control™—Vibration reduction in the hammer mechanism and grip provide maximum user comfort for extended periods of work
- ▶ Constant Response™ Circuitry—Provides soft-start, constant speed under load, and overload protection
- ▶ Vario-Lock™ Positioning—Rotates and locks chisel into 12 different positions to optimize working angle

INCLUDES
 Auxiliary Handle **1615132131**
 Grease Tube **1615430010**
 Carrying Case **161543851A**

Specifications	
Rating	120V
Amperage	14.5
No Load BPM	1,380–2,720
Impact Energy (ft.-lbs.)	9.6 EPTA
Length	21.3"
Weight	18.2 lbs.

Optional dust collection attachments available on pages 28 and 320.

SDS-max® DEMOLITION HAMMER

11316EVS



- ▶ Variable-Speed Dial—For controlled chipping applications
- ▶ Constant Response™ Circuitry—Provides soft-start, constant speed under load, and overload protection
- ▶ Vario-Lock™ Positioning—Rotates and locks chisel into 12 different positions to optimize working angle
- ▶ Service Minder™ Light—Indicates when preventative maintenance is required

INCLUDES
 Auxiliary Handle **2602025076**
 Grease Tube **1615430010**
 Carrying Case **2605438297**

Specifications	
Rating	120V
Amperage	14.0
No Load BPM	900–1,890
Impact Energy (ft.-lbs.)	12.4 EPTA
Length	22.5"
Weight	22.5 lbs.

Optional dust collection attachments available on pages 28 and 320.

SDS-max® DEMOLITION HAMMER

DH1020VC



- ▶ In-Line Design—Perfect handling for downward/vertical chiseling applications
- ▶ Vibration Control™—Vibration reduction in the hammer mechanism and grip provide maximum user comfort for extended periods of work
- ▶ Constant Response™ Circuitry—Provides soft-start, constant speed under load, and overload protection
- ▶ Vario-Lock™ Positioning—Rotates and locks chisel into 12 different positions to optimize working angle

INCLUDES
 Auxiliary Handle **1615132131**
 Grease Tube **1615430010**
 Carrying Case **1615438492**

Specifications	
Rating	120V
Amperage	15.0
No Load BPM	900–1,700
Impact Energy (ft.-lbs.)	17.0 EPTA
Length	27.5"
Weight	25.4 lbs.

Optional dust collection attachments available on pages 28, 36 and 320.



MASONRY/CONCRETE DRILLING
SDS-max® DEMOLITION HAMMERS



BOSCH
Invented for life



SDS-max® ADAPTERS

SDS-max® ROTARY HAMMER ADAPTERS

Bosch offers adapters to make it easy to move up to SDS-max® while still utilizing current SDS-plus® and spline accessories.



Item #	Description
HA1030	SDS-max® to SDS-plus® adapter
HA1031	SDS-max® to spline adapter
HA1032	SDS-max® to 1/2"-20 thread

DUST COLLECTION ATTACHMENTS

HAMMER DRILLING DUST EXTRACTION ATTACHMENTS

- ▶ Dust extraction attachments for drilling holes in concrete and masonry
- ▶ Can be used with a wide variety of drill bit diameters and bit lengths
- ▶ For use with Bosch SDS-max® or SDS-plus® combination/rotary hammer
- ▶ Includes adapter VAC020



HDC200

HDC250

Item #	Description
HDC200	Optimized for 1/4"-1-3/8" diameter. Maximum hole diameter is 2-5/8"
HDC250	Optimized for 2-1/4"-5" diameter. Maximum hole diameter is 6"

*Brush ring needs to be removed

CHISELING DUST EXTRACTION ATTACHMENT

- ▶ Dust extraction attachment for chiseling into concrete/masonry. For best results, keep the attachment within 3" of the bit tip
- ▶ For use with Bosch SDS-max® or spline chisels
- ▶ Toolless Installation—Installs easily and quickly without additional tools
- ▶ Accommodates a variety of chisel lengths; easily change out chisels without removing the attachment



Item #	Includes
HDC300	Extension tube and (3) adapter pieces



GRL 400 H SELF-LEVELING ROTARY LASER

For fast, fully automatic exterior self-leveling. The durable Bosch GRL 400 H rotary laser makes concrete leveling easy while delivering maximum accuracy.

See page 356 for more information on the GRL 400 H Self-Leveling Rotary Laser.

SDS-max® HAMMER BITS AND CHISELS




MASONRY/CONCRETE DRILLING
SDS-max® HAMMER ACCESSORIES

SpeedX®

WEAR MARK INDICATOR
Assures accuracy of hole diameter



HIGHEST DRILLING SPEED
Inclined side cutters provide fast concrete drilling



COMPACT HEAD
For fast dust removal and longer life

ACTIVE CENTERING TIP
Provides quick, accurate starts

UNRIVALED DRILLING POWER
Solid carbide with robust S-cutter design for added speed and life

SDS-max® SPEEDX® ROTARY HAMMER DRILL BITS

Bosch carbide rotary hammer bits feature tips that stay sharper longer and deliver more holes within specification than competitors' bits.

- ▶ Manufactured to ANSI specification B212.15
- ▶ SDS-max® rotary hammer bits fit Bosch SDS-max® hammers, but also competitive SDS-max® drive hammers and Hilti® hammers using TE-Y and TE-FY shanks



Item #	Diameter	Usable Length	Overall Length
HC5005*	3/8"	8"	13"
HC5010*	1/2"	8"	13"
HC5011*	1/2"	16"	21"
HC5013*	1/2"	24"	29"
HC5015*	9/16"	8"	13"
HC5016*	9/16"	16"	21"
HC5017*	9/16"	24"	29"
HC5020	5/8"	8"	13"
HC5021	5/8"	16"	21"
HC5024	5/8"	24"	29"
HC5023	5/8"	31"	36"
HC5026	11/16"	16"	21"
HC5030	3/4"	8"	13"
HC5031	3/4"	16"	21"
HC5034	3/4"	24"	29"
HC5033	3/4"	31"	36"
HC5036	13/16"	16"	21"
HC5040	7/8"	8"	13"
HC5041	7/8"	16"	21"
HC5044	7/8"	24"	29"
HC5043	7/8"	31"	36"

Item #	Diameter	Usable Length	Overall Length
HC5050	1"	8"	13"
HC5051	1"	16"	21"
HC5054	1"	24"	29"
HC5053	1"	31"	36"
HC5060	1-1/8"	8"	13"
HC5061	1-1/8"	16"	21"
HC5062	1-1/8"	24"	29"
HC5063	1-1/8"	31"	36"
HC5070	1-1/4"	8"	13"
HC5071	1-1/4"	16"	21"
HC5072	1-1/4"	24"	29"
HC5073	1-1/4"	31"	36"
HC5081	1-3/8"	16"	21"
HC5082	1-3/8"	24"	29"
HC5083	1-3/8"	31"	36"
HC5091	1-1/2"	16"	21"
HC5092	1-1/2"	24"	29"
HC5093	1-1/2"	31"	36"
HC5098	1-3/4"	16"	21"
HC5099	2"	16"	21"

*Two cutter



BOSCH
Invented for life



SDS-max® SPEED CLEAN™ DUST EXTRACTION DRILL BITS



Item #	Diameter	Usable Length	Overall Length	Qty.
DXS5034	3/4"	12-1/2"	21"	1
DXS5048	13/16"	15"	25"	1
DXS5044	7/8"	15"	25"	1
DXS5054	1"	17-1/2"	27"	1
DXS5062	1-1/8"	20"	29"	1
DXS5082	1-3/8"	25"	34"	1

*Available in SDS-plus®—see page 23 **Adapter included

Information about dust collection products are available on pages 314 and 320.

SDS-max® SPEED CLEAN™ ADAPTER



Item #	Description
DXSMAX	Rubber adapter connecting SDS-max® Speed Clean™ dust extraction bits to standard 35mm diameter vacuum hose

CORE DRILL BITS WITH WAVE DESIGN

Larger, cleaner holes
up to 6" in diameter

CARBIDE-TIPPED CENTERING BIT

Item# HC88



ASYMMETRICAL CARBIDE TEETH

For faster cutting,
longer life

ONE PIECE DESIGN

Transmits power
directly to the
end of the bit

WAVE DESIGN

Transfers
energy to bit
more effectively
for up to 40%
faster drilling vs.
previous design



SDS-max® THRU-HOLE ROTARY HAMMER DRILL BITS

One-piece, thru-hole bits are designed for fast work without the need to change shanks. The all-in-one core with SDS-max® shank transmits power directly to the end of the bit. Additionally, thru-hole bits are more economical due to their long life.



Item #	Diameter	Usable Length	Overall Length
HC6501	1-3/4"	18"	24"
HC6511	2-1/8"	18"	24"
HC6521	2-1/2"	18"	24"
HC6531	3-1/8"	18"	24"

NOTE: Drill bits (or extension + drill bit) in excess of 8" should never exceed 600 RPM

SDS-max® ROTARY HAMMER CORE DRILL BITS (1 PC)

Bosch SDS-max® carbide-tipped rotary hammer core bits offer an integral shank for better power transmission. Maximum core size is 2-5/8" deep.



Item #	Diameter	Usable Length	Overall Length
HC8501	1-3/4"	7"	12"
HC8506	1-3/4"	17"	22"
HC8510	2"	7"	12"
HC8515	2"	17"	22"
HC8516	2-1/4"	7"	12"
HC8517	2-1/4"	17"	22"
HC8521	2-5/8"	7"	12"
HC8526	2-5/8"	17"	22"
HC8531	3-1/4"	7"	12"
HC8536	3-1/4"	17"	22"
HC8540	3-9/16"	7"	12"
HC8545	3-9/16"	17"	22"
HC8550	4"	7"	12"
HC8555	4"	17"	22"
HC8570	5"	7"	12"
HC8575	5"	17"	22"
HC8580	6"	7"	12"
HC8595	6"	17"	22"
HC88 centering bit	—	—	5-5/16"
HCRR001 rubber ring and pin	—	—	—

NOTE: Drill bits (or extension + drill bit) in excess of 8" should never exceed 600 RPM

ROTARY HAMMER CORE DRILL BITS (2 PC)

Item #	Diameter	Item #	Diameter
HC7501	1-3/4"	HC7505	3-1/2"
HC7502	2"	HC7506	4"
HC7503	2-1/2"	HC7507	5"
HC7504	3"	HC7508	6"

NOTE: Interchangeable core bits work with SDS-max® or spline adapters

SDS-max® CORE DRILL BIT EXTENSIONS


Item #	Length
CAM008	8"
CAM018	18"

SDS-max® R-TEC


The R-Tec Advantage

Bosch R-Tec technology for SDS-max® chisels use an energy diverting reflection element that increases material removal by 15%. Because the energy is dispersed back into the work material, the tool and bit do more of the work with less vibration for the user. And the R-Tec chisel features a unique cutting head with extra wedges for increased breakout. Bosch SDS-max® R-Tec chisels and points produce faster results in less time and help increase overall jobsite productivity and profitability.

15%
HIGHER REMOVAL RATE
VS. STANDARD CHISEL



The reflection element diverts the energy of the return shock and converts it into additional impact energy.



SDS-max® HAMMER STEEL

Bosch offers a full assortment of SDS-max® hammer steel points and chisels.



Item #	Description	Size	Qty.	Bulk Item #	Bulk Qty.
HS1934	R-Tec star point chisel <i>self-sharpening, no jam</i>	16"	1	HS1934B10	10
HS1935	R-Tec flat chisel <i>self-sharpening</i>	1" x 16"	1	HS1935B	10
HS1936	R-Tec star point chisel twist <i>self-sharpening, no jam</i>	16"	1	—	—
HS1904	R-Tec bull point	16"	1	HS1904B10	10
HS1906	Asphalt cutter	5" x 15"	1	—	—
HS1909	Bushing tool, one piece	16 tooth head, 1-3/4" square x 9-1/4"	1	—	—
HS1910	Scaling chisel	3" x 12"	1	—	—
HS1916	Scaling chisel	1-1/2" x 12"	1	—	—
HS1917	Scaling chisel <i>self-sharpening</i>	2" x 14"	1	—	—
HS1911	Flat chisel	1" x 12"	1	HS1911B20	20
HS1912	Flat chisel	1" x 18"	1	HS1912B10	10
HS1913	Bull point	12"	1	HS1913B20	20
HS1914	Bull point	18"	1	HS1914B10	10
HS1915	Tile chisel	2" x 12"	1	—	—
HS1918	Floor scraper	6" x 25"	1	—	—
HS1920	Seam tool	1-1/8" x 15"	1	—	—
HS1921	Slotting tool	1-1/8" x 12"	1	—	—
HS1922	Clay spade	4-1/2" x 16"	1	—	—
HS1924	Ground rod driver	5/8" and 3/4" rods	1	—	—
HS1926	Round spade	5-3/8" x 16"	1	—	—
HS1927	Tamper plate shank	9"	1	—	—
HS1828	Tamper plate	5" x 5"	1	—	—
HS1929	Gouge	1" x 12"	1	—	—
HS1969	Carbide bushing head	25 tooth head (carbide), 2" x 2" square	1	—	—

NOTE: Use HS1969 carbide bushing tool with HS1927 tamper plate shank



MASONRY/CONCRETE DRILLING
SDS-max® HAMMER ACCESSORIES



BOSCH
Invented for life



SPLINE/ROUND HEX HAMMERS

MASONRY/CONCRETE DRILLING
SPLINE/ROUND HEX HAMMERS

1-9/16" SPLINE COMBINATION HAMMER

RH540S



- ▶ "Combination" Dual-Mode Selector—Two modes of operation: rotary hammer and hammer only
- ▶ Integral Clutch—Disengages torque transmission if the bit gets into a bind situation
- ▶ Vario-Lock™ Positioning—Rotates and locks chisel into 12 different positions to optimize working angle
- ▶ Innovative Service Modules—Allows qualified service technician to quickly replace brushes and cord

INCLUDES

Auxiliary Handle **1619P07778**
 Grease Tube **1615430010**
 Carrying Case **1619P10379**

Specifications	
Rating	120V
Amperage	12.0
No Load RPM	170–340
No Load BPM	1,500–2,900
Impact Energy (ft.-lbs.)	6.1 EPTA
Maximum Capacities: Concrete	1-9/16"
Maximum Capacities: Concrete-Thru Hole Bit	2-1/2"
Maximum Capacities: Concrete-Core Bit	4"
Optimal Concrete Capacity Range	1/2"–1-3/8"
Length	19.0"
Weight	15.0 lbs.

Optional dust collection attachments available on pages 28 and 320.

1-5/8" SPLINE COMBINATION HAMMER

11265EVS



- ▶ Vibration Control™—Vibration reduction in the hammer mechanism and grip provide maximum user comfort for extended periods of work
- ▶ Turbo™ Power Feature—Delivers 20% more power in hammer-only mode
- ▶ Integral Clutch—Disengages torque transmission if the bit gets into a bind situation
- ▶ Auto-Max™ Variable Speed Dial—Designed to ensure maximum speed and power every time the tool is plugged in

INCLUDES

Auxiliary Handle **1612025055**
 Grease Tube **1615430010**
 Carrying Case **1615438461**

Specifications	
Rating	120V
Amperage	13.0
No Load RPM	170–340
No Load BPM	1,700–2,900
Impact Energy (ft.-lbs.)	6.5 EPTA
Maximum Capacities: Concrete	1-5/8"
Maximum Capacities: Concrete-Thru Hole Bit	2-9/16"
Maximum Capacities: Concrete-Core Bit	4-1/8"
Optimal Concrete Capacity Range	1/2"–1-7/16"
Length	19.25"
Weight	15.0 lbs.

Optional dust collection attachments available on pages 28 and 320.

SPLINE ADAPTERS

SPLINE ROTARY HAMMER ADAPTERS

Use these Bosch adapters with a spline hammer to utilize B taper and SDS-plus® accessories.



Item #	Description
1618598151	Spline shank to SDS-max® adapter
HA1020	Spline drive to SDS-plus® adapter
1601030009	Drift pin (for T1831)

SPLINE HAMMER CARBIDE AND ROUND HEX HAMMER STEEL

SPLINE SPEEDX® ROTARY HAMMER BITS

Bosch spline rotary hammer bits are carbide tipped, fit Bosch and other spline hammers. Manufactured to ANSI specification B212.15.



Item #	Diameter	Usable Length	Overall Length
HC4501*	3/8"	8"	13"
HC4511*	1/2"	8"	13"
HC4512*	1/2"	16"	21"
HC4513*	1/2"	24"	29"
HC4516*	9/16"	16"	21"
HC4021	5/8"	8"	13"
HC4022	5/8"	16"	21"
HC4023	5/8"	24"	29"
HC4024	5/8"	31"	36"
HC4031	3/4"	8"	13"
HC4032	3/4"	16"	21"
HC4033	3/4"	24"	29"
HC4034	3/4"	31"	36"
HC4040	7/8"	8"	13"
HC4041	7/8"	16"	21"
HC4042	7/8"	24"	29"
HC4043	7/8"	31"	36"
HC4050	1"	8"	13"

Item #	Diameter	Usable Length	Overall Length
HC4051	1"	16"	21"
HC4052	1"	24"	29"
HC4053	1"	31"	36"
HC4060	1-1/8"	8"	13"
HC4061	1-1/8"	16"	21"
HC4062	1-1/8"	24"	29"
HC4063	1-1/8"	31"	36"
HC4070	1-1/4"	8"	13"
HC4071	1-1/4"	16"	21"
HC4072	1-1/4"	24"	29"
HC4073	1-1/4"	31"	36"
HC4081	1-3/8"	16"	21"
HC4082	1-3/8"	24"	29"
HC4083	1-3/8"	31"	36"
HC4091	1-1/2"	16"	21"
HC4092	1-1/2"	24"	29"
HC4093	1-1/2"	31"	36"

*Two cutter

SPLINE ROTARY HAMMER CORE BITS WITH WAVE DESIGN (1 PC)

Item #	Diameter	Usable Length	Overall Length
HC8001	1-3/4"	7"	12"
HC8006	1-3/4"	17"	22"
HC8010	2"	7"	12"
HC8015	2"	17"	22"
HC8016	2-1/4"	7"	12"
HC8017	2-1/4"	12"	22"
HC8021	2-5/8"	7"	12"
HC8026	2-5/8"	17"	22"
HC8031	3-1/4"	7"	12"
HC8036	3-1/4"	12"	22"
HC8040	3-9/16"	7"	12"
HC8045	3-9/16"	17"	22"

Item #	Diameter	Usable Length	Overall Length
HC8050	4"	7"	12"
HC8055	4"	17"	22"
HC8070	5"	7"	12"
HC8075	5"	17"	22"
HC8080	6"	7"	22"
HC8085	6"	17"	22"
HC88 centering bit	—	—	5-5/16"
HCRR001 rubber ring and pin	—	—	—

SPLINE CORE BIT EXTENSIONS

Item #	Length
CAS008	8"
CAS018	18"

NOTE: For interchangeable two-piece core bits see page 30.



MASONRY/CONCRETE DRILLING
SPLINE/ROUND HEX ACCESSORIES




BOSCH
Invented for life



ROUND HEX/SPLINE HAMMER STEEL

Bosch offers a full assortment of round hex/spline hammer steel points and chisels.



MASONRY/CONCRETE DRILLING
SPLINE/ROUND HEX HAMMER ACCESSORIES

Item #	Description	Size	Qty.	Bulk Item #	Bulk Qty.
HS1809	Bushing tool, one piece	16 tooth head, 1-3/4" square x 9-1/4"	1	HS1809B10	10
HS1810	Scaling chisel	3" x 12"	1	HS1810B10	10
HS1811	Flat chisel	1" x 12"	1	HS1811B20	20
HS1812	Flat chisel	1" x 18"	1	HS1812B10	10
HS1813	Bull point	12"	1	HS1813B20	20
HS1814	Bull point	18"	1	HS1814B10	10
HS1815	Scraping chisel	2" x 12"	1	—	—
HS1816	Scaling chisel	1-1/2" x 12"	1	—	—
HS1817	Scaling chisel	2" x 12"	1	HS1817B10	10
HS1521	Bushing head	16 tooth head, 1-3/4" square	1	—	—
HS1818	Bushing head shank	12"	1	—	—
HS1820	Seam tool	1-1/8" x 15"	1	—	—
HS1821	Slotting tool	1-1/8" x 15"	1	—	—
HS1822	Clay spade	4-1/2" x 16"	1	HS1822B3	3
HS1824	Ground rod driver	5/8" and 3/4" rods	1	—	—
HS1826	Pointed spade	4-1/2" x 16"	1	—	—
HS1827	Tamper plate shank	12"	1	—	—
HS1828	Tamper plate	5" x 5"	1	—	—

NOTE: Use HS1521 bushing head with HS1818 bushing head shank

BREAKER HAMMERS

JACK 35 LB. BREAKER HAMMER

11335K



- ▶ Vibration Control™—Vibration reduction in the hammer mechanism and grip provide maximum user comfort
- ▶ In-Line Design—Ultimate tool balance with multiple grip positions for maximum performance in angled, horizontal and vertical applications
- ▶ Two-Way Tool Retainer—Accepts standard 1-1/8" (28mm) hex, air tool steel with retaining collar or Bosch internal-locking combo steel

INCLUDES

Star Point Chisel **HS2861**
 Articulating Auxiliary Handle **1617000A55**
 Grease Tube **1615430010**
 Carrying Case with Wheels **2605438628**

Specifications	
Rating	120V
Amperage	15.0
No Load BPM	1,300
Impact Energy (ft.-lbs.)	22.0 EPTA
Length	30.4"
Weight	38.0 lbs.

Optional dust collection attachments available on pages 36 and 320.



BRUTE™ BREAKER HAMMER

BH2760VC



- ▶ Vibration Control™—Vibration reduction in the hammer mechanism and grip provide maximum user comfort for extended periods of work
- ▶ The Plug-In-Anywhere Hammer—Does not need a compressor
- ▶ Total Portability—Operates on 115/120V AC/DC, 15 amp. outlet or 2,500-watt portable generator

Specifications	
Rating	115/120V AC/DC
Amperage	15.0
No Load BPM	1,000
Impact Energy (ft.-lbs.)	35.0 EPTA
Length	30.5"
Weight	63.0 lbs.

Optional dust collection attachments available on pages 36 and 320.

BRUTE™ BREAKER HAMMER WITH BASIC CART PLUS TWO CHISELS

BH2760VCB



Same features as BH2760VC above.

ALSO INCLUDES
 Basic Cart **T1657**
 Narrow Chisel **HS2163**
 Moil Point Chisel **HS2161**

Same specifications as BH2760VC above.

Optional dust collection attachments available on pages 36 and 320.

BRUTE™ TURBO BREAKER HAMMER WITH DELUXE CART PLUS FOUR CHISELS

BH2770VCD



Same features as BH2760VC above.

ALSO INCLUDES
 Deluxe Cart **T1757**
 (2) Narrow Chisels **HS2163**
 (2) Star Point Chisels **HS2861**

Specifications	
Rating	115/120V AC/DC
Amperage	15.0
No Load BPM	1,000
Impact Energy (ft.-lbs.)	43.0 EPTA
Length	30.5"
Weight	63.0 lbs.

Optional dust collection attachments available on pages 36 and 320.






BREAKER HAMMER CARTS

DELUXE HAMMER CART

T1757



- ▶ Folding Foot Plate—Easily folds out of the way for use as a hand truck
- ▶ 8" Foam Tires—Puncture-free tires absorb shock over rugged terrain
- ▶ Truck Ramp—For easy loading in and out of a truck or van
- ▶ Accessory Holders—Securely holds hammer steel in place during transportation



Pin up

For use as a handtruck



Pin down

For use with hammer

Specifications	
Use as Hand Truck	Yes
Truck Ramp	Yes
Secure Accessory Holders	Yes
Capacity	250 lbs.
Length	42.3"
Weight	28.9 lbs.

BASIC HAMMER CART

T1657



- ▶ 8" Foam Tires—Puncture-free tires absorb shock over rugged terrain
- ▶ 8" Diameter Semi-Pneumatic, Ball-Bearing Wheels—Easy rolling over rough jobsites
- ▶ Rugged 1" Diameter All-Welded Steel Frame, Plus Heavy-Duty Rubber Tiedown—For convenient storage and easy transportation
- ▶ Nylon strap/metal buckle easily secures hammer to cart

Specifications	
Use as Hand Truck	No
Truck Ramp	No
Secure Accessory Holders	No
Capacity	250 lbs.
Length	42.3"
Weight	21.0 lbs.

DUST COLLECTION ATTACHMENT



DUST COLLECTION ATTACHMENT

Item #	Description
HDC400	Hammer dust collection attachment for demolition applications

For more information on dust collection see pages 314–320.

BREAKER AND DEMOLITION HAMMER STEEL



STAR-POINT CHISEL


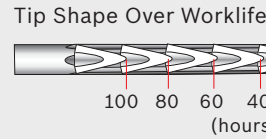
Self-sharpening eliminates downtime and increases removal rate



STAR-POINT SHAPE
Creates self-sharpening edge to eliminate downtime and increase removal rate




30% HIGHER REMOVAL RATE VS. STANDARD CHISEL



3/4" HEX HAMMER STEEL

Bosch offers a full assortment of 3/4" hex hammer steel points and chisels.




Item #	Description	Size	Qty.	Bulk Item #	Bulk Qty.
HS1502	Scraping chisel	2" x 12"	1	—	—
HS1503	Scaling chisel	3" x 12"	1	HS1503B10	10
HS1504	Clay spade	4-1/2" x 16"	1	—	—
HS1506	Asphalt cutter	5" x 15"	1	—	—
HS1508	Bushing head shank	12"	1	—	—
HS1515	Bull point	12"	1	HS1515B20	20
HS1516	Bull point	18"	1	HS1516B10	10
HS1517	Flat chisel	1" x 12"	1	HS1517B20	20
HS1518	Flat chisel	1" x 18"	1	HS1518B10	10
HS1520	Bushing tool, one piece	16-tooth head, 1-3/4" square x 9-1/4"	1	HS1520B10	10
HS1521	Bushing head	16-tooth head, 1-3/4" square	1	—	—
HS1524	Ground rod driver	5/8" and 3/4" rods	1	—	—
HS1526	Pointed spade	4-1/2" x 16"	1	—	—
HS1527	Tamper plate shank	12"	1	—	—
HS1828	Tamper plate	5" x 5"	1	—	—

NOTE: Use HS1521 bushing head with HS1508 bushing head shank

1-1/8" HEX HAMMER STEEL

Bosch offers a full assortment of 1-1/8" hex hammer steel points and chisels.



Item #	Description	Overall Length	Qty.	Bulk Item #	Bulk Qty.
HS2124	Tamper plate	6" x 6"	1	—	—
HS2125	Tamper plate	8" x 8"	1	—	—
HS2126	Tent stake driver	5-1/2"	1	—	—
HS2861	Star point, self-sharpening	16"	1	—	—
HS2161	Moil point	20"	1	HS2161B5	5
HS2863	Flat chisel	16"	1	—	—
HS2163	Narrow chisel	20"	1	HS2163B5	5
HS2164	3" chisel	20"	1	HS2164B5	5
HS2166	Superkut chisel	20-1/2"	1	—	—
HS2167	5" asphalt cutter	19"	1	HS2167B3	3
HS2168	3" digging chisel	22-1/2"	1	—	—
HS2169	5-3/8" clay spade	21"	1	HS2169B3	3
HS2170	Frost wedge	24-1/2"	1	—	—
HS2171	Spike/pin driver	14-1/2"	1	—	—
HS2172	Ground rod driver	15-1/2"	1	—	—
HS2173	Tamper shank	15-1/2"	1	—	—

MASONRY/CONCRETE DRILLING
BREAKER AND DEMOLITION HAMMER ACCESSORIES



BOSCH
Invented for life



AIR TOOL STEEL

Bosch offers a full assortment of air tool steel points and chisels. For use with pneumatic hammers only.



Moil Point



Asphalt Cutter



Narrow Chisel



Clay Spade



3" Chisel



Item #	Description	Overall Length	Shank	Qty.
HS2262	Narrow chisel	18"	7/8"	1
HS2263	Narrow chisel	14"	7/8"	1
HS2264	3" chisel	20-1/2"	7/8"	1
HS2360	Moil point	18"	1"	1
HS2362	Narrow chisel	18"	1"	1
HS2364	3" chisel	20-1/2"	1"	1
HS2460	Moil point	18"	1-1/4"	1
HS2461	Moil point	14"	1-1/4"	1
HS2462	Narrow chisel	18"	1-1/4"	1
HS2463	Narrow chisel	14"	1-1/4"	1
HS2464	3" chisel	20-1/2"	1-1/4"	1
HS2467	5" asphalt cutter	17-1/2"	1-1/4"	1

MASONRY/CONCRETE DRILLING
AIR TOOL STEEL ACCESSORIES