

Insight Managed WiFi 6 AX3000 Dual-Band Multi-Gig PoE Wireless Access Point



WAX615

High Performance WiFi 6 Access Points for the Small and Medium Size Businesses

The WAX615 is a high performance WiFi 6 access point, ideal for small and medium sized businesses. The access point is a dual band 2x2 design delivering up to 3Gbps total WiFi throughput, supported by a 2.5Gbps Power-over-Ethernet port, an industry leader of performance and cost effectiveness in its product class.

The WAX615 supports the next generation WiFi 6 smart phones, IoT devices, and notebook computers. The WAX615 WiFi is based on WiFi 6 Release 2 technology, featuring 160MHz channelization on 5GHz band, delivering 100% more throughput than designs based on WiFi 6 Release 1. Compared to WiFi 5 access points, the WAX615 provides 4x the client device connection, allowing businesses to serve more customers with better speed and less congestion.

The WAX615 is ideal in high density client device environments such as schools, hotels, restaurants and conference centers, and provides enterprise grade WiFi network security. With Insight management, WAX615 works seamlessly with your current NETGEAR Insight managed switches, WiFi access points and network storage, and is compatible with previous generation WiFi devices (WiFi 5 802.11ac for example) and WiFi Access Points.

Enjoy a 1-Year Insight subscription included with WAX615.

In the past several years, the WiFi industry has made progress in increasing speeds by leaps and bounds. However, capacity continues to be a challenge, namely, supporting a large number of concurrent users. This requirement is particularly acute for businesses, where very high throughput to each individual device may not be the paramount requirement. Rather, it is providing network connectivity to a large number of client devices, with good throughput, stable connection, and robust responses to environmental changes that is most important.

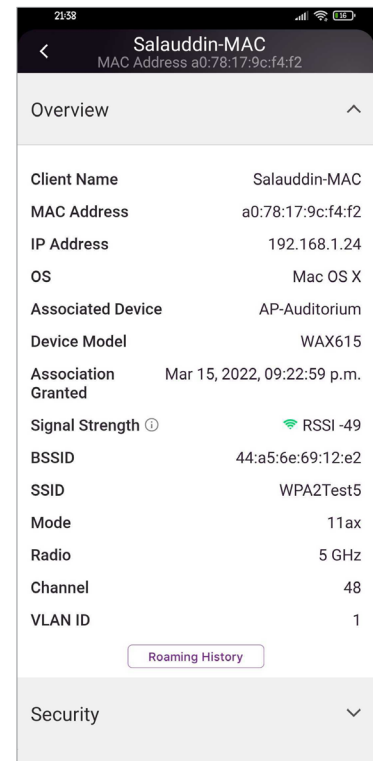
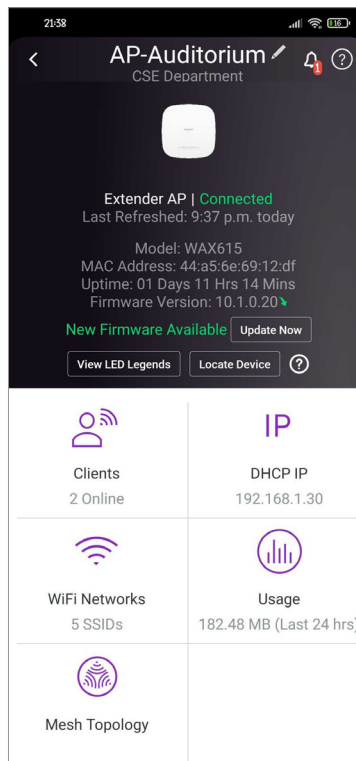
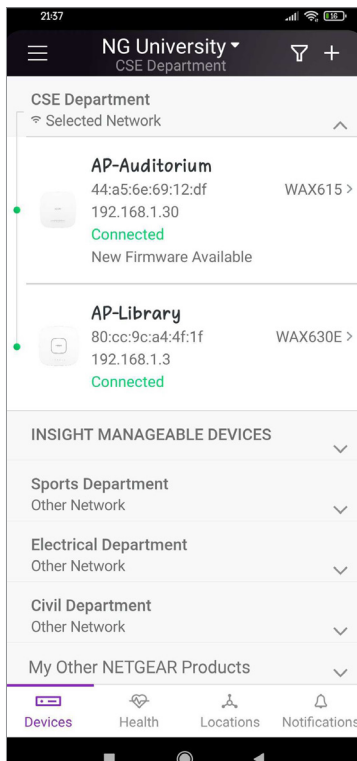
With the updated WiFi 6 (802.11ax) technology such as OFDMA, upstream and downstream MU-MIMO, and increased speeds, coverage, and capacity, you can feel confident that you're getting the highest performance WiFi that's set for years to come! Plus the assurance that you can now add more connected devices on your business WiFi network without any slowdowns or blind spots.

The WAX615, a WiFi 6 Business Access Point, combined with Insight, helps small and medium businesses with an easy way to manage their network without an IT expert, providing great WiFi connection leaving each of their customers satisfied as a network user. NETGEAR empowers businesses with an all new WiFi 6 Business Access Point for high performance and high coverage for the years to come.

The WAX615 is compatible with WAC510, WAC564, WAX610, WAX610Y, WAX620, WAX630, WAX630E Insight Managed Access Points to form a scalable wireless network.

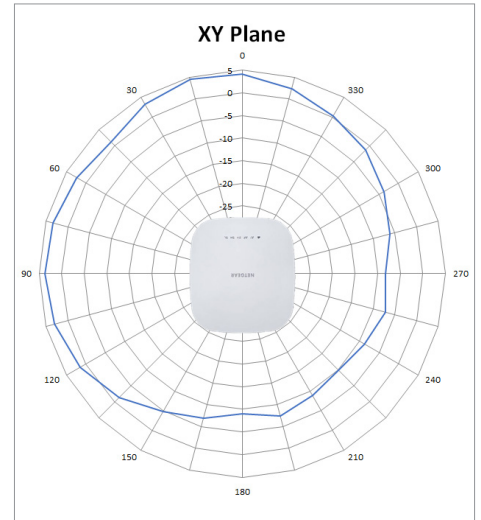
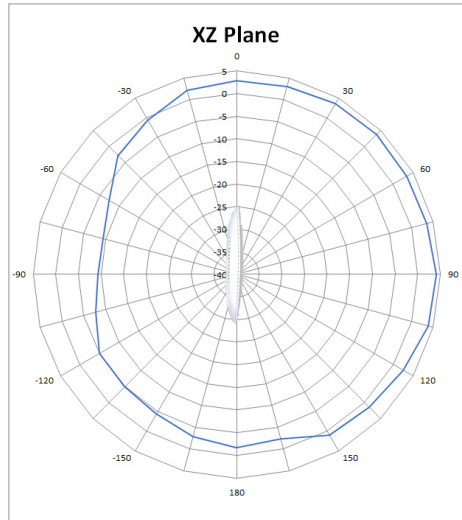
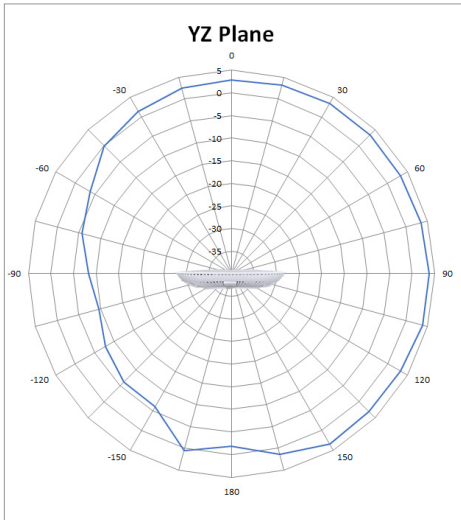
Business Features for higher speed, greater coverage and higher density WiFi

- Business class WiFi based on next generation 802.11ax WiFi 6 technology on both 5GHz and 2.4GHz bands. Backward compatible to 802.11b/g/n/a/ac
- Dual band 2x2 (2.4GHz and 5GHz) 4 streams of data for an aggregate throughput of up to 3Gbps
- Instant WiFi Mesh forming wireless backhaul with other WAC540, WAC564, WAX610, WAX610Y, WAX620, WAX630, or WAX630E units to form a WiFi mesh network
- 160MHz channelization on the 5GHz allows 100% more throughput than WiFi 6 Release 1 80MHz channelization
- 4 times more client device supported
- Enterprise security and Enhanced Open security, such as WPA3/WPA3 Enterprise, 8x SSID and VLAN
- Basic Service Set Coloring (BSS Coloring) enabling significant improvement in radio frequency channel efficiency and reduction of interference
- Orthogonal Frequency Division Multiple Access (OFDMA) allowing simultaneous services to multiple devices in the same channel thus improving bandwidth efficiency and reducing latency
- 2.5GbE port, backward compatible with 100/1000Mbps Ethernet, supported by NETGEAR GSM4210P, MS510TXPP and other multi-gig Ethernet switches
- Target Wake Time (TWT) allows more efficient power usage resulting in longer battery life in WiFi 6 client devices
- Beamforming+; Advanced 6th generation WiFi technology such as up and downstream MU-MIMO
- One 802.3at 2.5Gbps PoE port: Remote management and monitoring from NETGEAR Insight app or Cloud Portal for unrivaled management experience of your wireless network
- App managed for faster installation through NETGEAR Insight app or Cloud Portal with no additional hardware needed
- Market leading 5-year warranty with 24x7 chat support for peace of mind

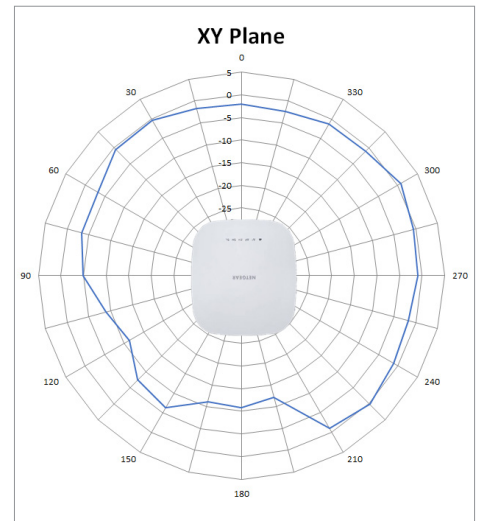
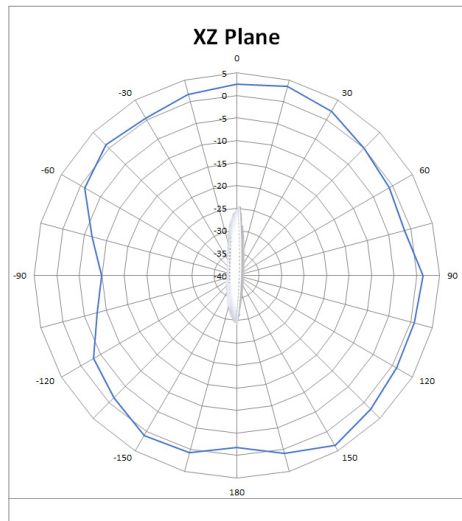
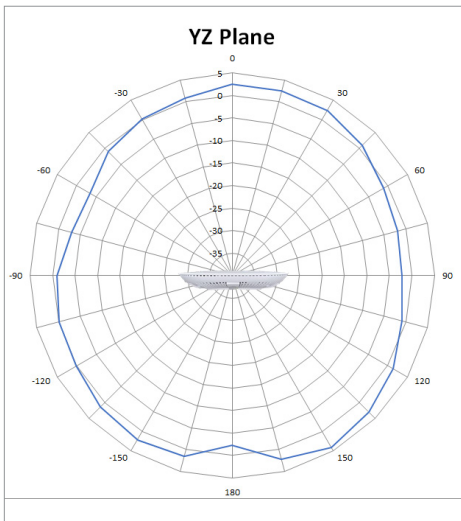


Radio Patterns for WAX615

Radio Pattern for 2.4GHz

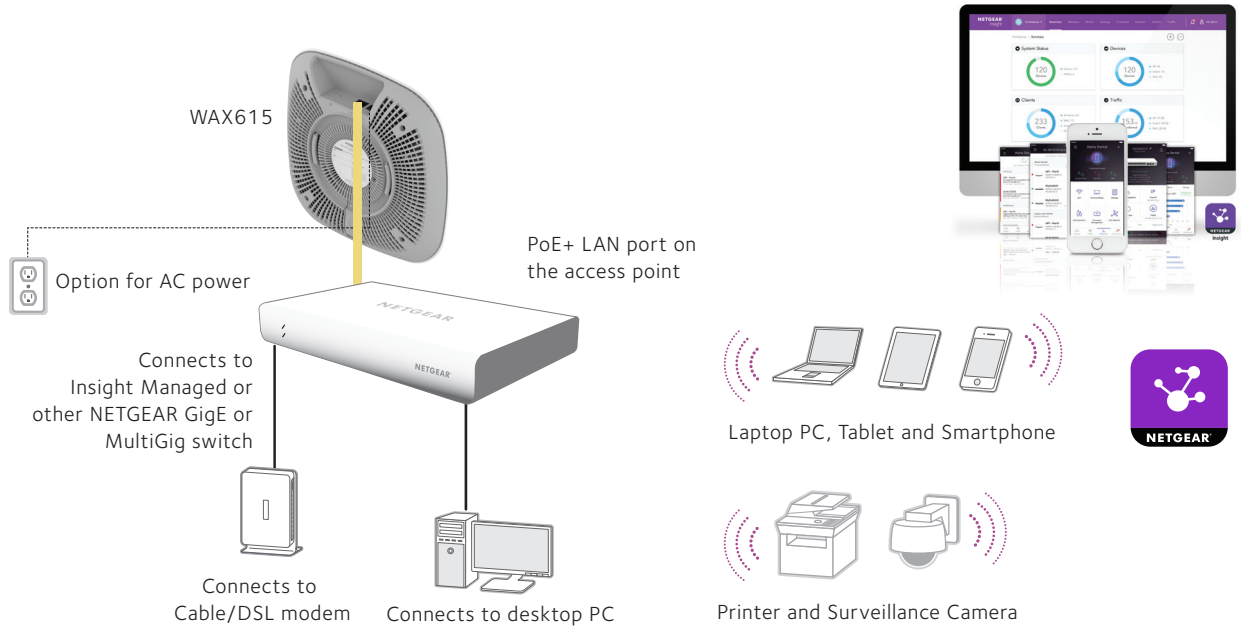


Radio Pattern for 5GHz



Example Application

WAX615 Deployment Scenario



Insight Managed WiFi 6
AX3000 Dual-Band Multi-Gig PoE Wireless Access Point

Product Comparison

Product Comparison	WAX610	WAX615	WAX620	WAX630	WAX630E
WiFi Standards	5GHz: 802.11a/n/ac/ax 2.4GHz: 802.11b/g/n/ax	5GHz: 802.11a/n/ac/ax 2.4GHz: 802.11b/g/n/ax	5GHz: 802.11a/n/ac/ax 2.4GHz: 802.11b/g/n/ax	5GHz: 802.11a/n/ac/ax 2.4GHz: 802.11b/g/n/ax	6GHz: 802.11ax 5GHz: 802.11a/n/ac/ax 2.4GHz: 802.11b/g/n/ax
Wireless Mode (Transmit x Receive)	2x2 in 5GHz 2x2 in 2.4GHz	2x2 in 5GHz 2x2 in 2.4GHz	4x4 in 5GHz 4x4 in 2.4GHz	4x4 in 5GHz H 4x4 in 5GHz L 4x4 in 2.4GHz	2x2 in 6GHz 4x4 in 5GHz 2x2 in 2.4GHz
Channelization	5GHz: 20/40/80MHz 2.4GHz: 20/40MHz	5GHz: 20/40/80/160MHz 2.4GHz: 20/40MHz	5GHz: 20/40/80MHz 2.4GHz: 20/40MHz	5GHz H: 20/40/80MHz 5GHz L: 20/40/80MHz 2.4GHz: 20/40MHz	5GHz: 20/40/80/160MHz 6GHz: 20/40/80/160MHz 2.4GHz: 20/40MHz
OFDM/OFDMA	OFDM and OFDMA	OFDM and OFDMA	OFDM and OFDMA	OFDM and OFDMA	OFDM and OFDMA
BSS Coloring	Yes	Yes	Yes	Yes	Yes
Multi-User MIMO	Bidir MU-MIMO	Bidir MU-MIMO	Bidir MU-MIMO	Bidir MU-MIMO	Bidir MU-MIMO
Target Wake Time (TWT) ²	Yes	Yes	Yes	Yes	Yes
Maximum Theoretical Throughput	AX1800 1.8Gbps	AX3000 3Gbps	AX3600 3.6Gbps	AX6000 6Gbps	AXE7800 7.8Gbps
Maximum Theoretical Throughput per Band	5GHz: 1200Mbps 2.4GHz: 600Mbps	5GHz: 2400Mbps 2.4GHz: 600Mbps	5GHz: 2400Mbps 2.4GHz: 1200Mbps	5GHz H: 2400Mbps 5GHz L: 2400Mbps 2.4GHz: 1200Mbps	6GHz: 2400Mbps 5GHz: 4800Mbps 2.4GHz: 600Mbps
Antenna Gain	Internal 3.8/4.5dBi (2.4GHz/5GHz)	Internal 2.9/2.8dBi (2.4GHz/5GHz)	Internal 3.1/4.3 dBi (2.4GHz/5GHz)	Internal 2.9/4.4/4.9 dBi (2.4GHz/5GHz L/5GHz H)	Internal 4.4/6.3/3.1 dBi (2.4GHz/5GHz/6GHz)
Power over Ethernet (PoE)	802.3at/af	802.3at /af	802.3at/af	802.3bt/at	802.3bt/at
PoE Power Consumption	15.3W	21.2W	25.5W	30.1W	27.64W
Centralized Management	Insight App	Insight App	Insight App	Insight App	Insight App
Secure Socket Layer (SSL)	Yes	Yes	Yes	Yes	Yes
Router Mode	No	No	No	No	No
Wireless Distribution System (WDS)					
Repeater	Yes	Yes	Yes	Yes	Yes
Bridge Point-to-point/Multi-point	Yes	Yes	Yes	Yes	Yes
Simultaneous Bridge and Wireless Client Association	Yes	Yes	Yes	Yes	Yes
Security					
WiFi Protected Access (WPA/WPA2/WPA3), 802.11i	Yes	Yes	Yes	Yes	Yes
MAC address filtering with access control	Yes	Yes	Yes	Yes	Yes
802.1x RADIUS support with EAP TLS, TTLS, PEAP	Yes	Yes	Yes	Yes	Yes
Neighbor AP detection	Yes	Yes	Yes	Yes	Yes
Block SSID Broadcast	Yes	Yes	Yes	Yes	Yes
VLAN Support	Yes	Yes	Yes	Yes	Yes
Guest Network/Captive Portal	Yes	Yes	Yes	Yes	Yes
Bandwidth management	Yes	Yes	Yes	Yes	Yes
Link Layer Discovery Protocol	Yes	Yes	Yes	Yes	Yes
Bandsteering	Yes	Yes	Yes	Yes	Yes
Instant WiFi Mesh					
Wireless backhaul to form Mesh Network	Yes	Yes	Yes	Yes	Yes

Technical Specifications

Standards	WAX610	WAX615
IEEE 802.11ax WiFi 6 standard	Yes	Yes
WMM Wireless Multimedia Prioritization	Yes	Yes
WDS Wireless Distribution System	Yes	Yes
Power over Ethernet (PoE) IEEE 802.3af	Yes, approximately 60% of full throughput performance	Yes, approximately 60% of full throughput performance
Power over Ethernet (PoE) IEEE 802.3at	Yes	Yes
OFDM/OFDMA	Yes	Yes

Physical Specifications

Dimensions W x D x H	(6.33 x 6.33 x 1.30 in) 160.9 x 160.9 x 33.25 mm	9.5 x 9.5 x 1.58 in (241.5 x 241.5 x 40.2 mm)
Weight	412 g (0.90 lb)	727 g (1.6 lb)

Environmental Specifications

Operating temperature	0° to 40°C(32° to 104°F)	0° to 40°C(32° to 104°F)
-----------------------	--------------------------	--------------------------

Physical Interfaces

Interface	One 100/1000/2.5GBASE-T Gigabit Ethernet (RJ-45) ports with Auto Uplink™ (Auto MDI-X) supporting IEEE 802.3af or 802.3at Power over Ethernet (PoE)	One 100/1000/2.5GBASE-T Gigabit Ethernet (RJ-45) ports with Auto Uplink™ (Auto MDI-X) supporting IEEE 802.3af or 802.3at Power over Ethernet (PoE)
Power adapter (not included)	12V DC, 2.5A; plug is localized to country of sale	12V DC, 2.5A; plug is localized to country of sale
LED	Four (4): Power and Cloud connection; LAN speed; 2.4GHz status; 5GHz status	Four (4): Power and Cloud connection; LAN speed; 2.4GHz status; 5GHz status

Security

WiFi Protected Access® (WPA, WPA2, WPA3)	Yes
WPA2 Enterprise	Yes
Wireless access control to identify authorized wireless network devices	Yes
MAC address authentication	Yes

Network Management

NETGEAR Insight App	App Management for setup, monitoring and management
---------------------	---

Advanced Wireless

Wireless Distribution System (WDS)	<ul style="list-style-type: none"> Bridge mode: Point-to-point wireless Bridge mode: Point-to-multipoint wireless Repeater mode Adjustable Transmit Power Control (TPC) Device detection Identify type of wireless clients in the network
------------------------------------	---

Technical Specifications

Package Contents		WAX615
		WAX615 Insight Managed Wireless Access Point Wall/ceiling mount kit Installation guide
Warranty and Support		
Hardware Limited Warranty		5 years
Next-Business-Day (NBD) Replacement		5 years
Technical support (online, phone)		90 days free from date of purchase*
ProSUPPORT OnCall 24x7 Service Packs**		PMB0311-10000S, 1 year PMB0331-10000S, 3 years PMB0351-10000S, 5 years
Ordering Information		
WAX615-100APS		Asia Pacific
WAX615-100NAS		US
WAX615-100EUS		Europe
WAX615PA-100NAS		US (Power adapter included)
Compatible Power Adapters from NETGEAR		
PAV12V-100NAS		US and Canada
PAV12V-100UKS		UK
PAV12V-100EUS		Europe except UK
PAV12V-100PRS		China
PAV12V-100AUS		Australia and New Zealand

*This product comes with a limited warranty that is valid only if purchased from a NETGEAR authorized reseller, and covers unmodified hardware, fans and internal power supplies - not software or external power supplies, and requires product registration using the Insight mobile app or Insight Cloud portal within 90 days of purchase; see <https://www.netgear.com/about/warranty> for details. Intended for indoor use only.

**The NETGEAR OnCall 24x7 contract provides unlimited phone, chat and email technical support for your networking product.

NETGEAR and the NETGEAR logo are trademarks and/or registered trademarks of NETGEAR, Inc. and/or its subsidiaries in the United States and/or other countries. Other brand names mentioned herein are for identification purposes only and may be trademarks of their respective holder(s). Information is subject to change without notice.
© 2022 NETGEAR, Inc. All rights reserved.