

TORONTO BLUE JAYS 2022 SEASON



2022 OFFICIAL GUIDE

PROMOTIONS & EVENTS SCHEDULE

APRIL

FRI APR 8	OPENING NIGHT PRESENTED BY TD <i>BLUE JAYS</i> PANEL HAT GIVEAWAY PRESENTED BY TD (FIRST 45,000 FANS)
SAT APR 9	OPENING WEEKEND PRESENTED BY TD GEORGE SPRINGER BOBBLEHEAD GIVEAWAY PRESENTED BY TD (FIRST 15,000 FANS)
SUN APR 10	OPENING WEEKEND PRESENTED BY TD
FRI APR 15	JACKIE ROBINSON NIGHT JACKIE ROBINSON T-SHIRT GIVEAWAY (FIRST 15,000 FANS)
SUN APR 17	JR. JAYS OPENING DAY <i>JR. JAYS</i> SUNDAYS. KIDS 14 & UNDER RUN THE BASES POSTGAME
TUE APR 26	LOONIE DOGS NIGHT PRESENTED BY SCHNEIDERS \$1 HOT DOG NIGHT AT THE BALLPARK
FRI APR 29	"BO FLOW" BOBBLEHEAD GIVEAWAY NIGHT "BO FLOW" BOBBLEHEAD GIVEAWAY (FIRST 15,000 FANS)

MAY

SUN MAY 1	JR. JAYS SUNDAYS <i>JR. JAYS</i> SUNDAYS. KIDS 14 & UNDER RUN THE BASES POSTGAME
TUE MAY 3	LOONIE DOGS NIGHT PRESENTED BY SCHNEIDERS \$1 HOT DOG NIGHT AT THE BALLPARK
WED MAY 4	STAR WARS™ NIGHT PRESENTED BY TOYS "R" US CHEWBACCA MESSENGER BAG GIVEAWAY PRESENTED BY TOYS "R" US (FIRST 15,000 FANS)
MON MAY 16	JOSÉ BERRIOS NEW BLUE REPLICA JERSEY GIVEAWAY NIGHT JOSE BERRIOS NEW BLUE REPLICA JERSEY GIVEAWAY (FIRST 15,000 FANS)
TUE MAY 17	LOONIE DOGS NIGHT PRESENTED BY SCHNEIDERS \$1 HOT DOG NIGHT AT THE BALLPARK
FRI MAY 20	BLUE JAYS COUNTRY WEEKEND <i>BLUE JAYS</i> ARMY GREEN HAT GIVEAWAY (FIRST 15,000 FANS)
SAT MAY 21	BLUE JAYS COUNTRY WEEKEND
SUN MAY 22	JR. JAYS SUNDAYS <i>JR. JAYS</i> SUNDAYS. KIDS 14 & UNDER RUN THE BASES POSTGAME
TUE MAY 31	LOONIE DOGS NIGHT PRESENTED BY SCHNEIDERS \$1 HOT DOG NIGHT AT THE BALLPARK

JUNE

WED JUN 1	TEOSCAR HERNÁNDEZ SILVER SLUGGER BOBBLEHEAD GIVEAWAY NIGHT TEOSCAR HERNÁNDEZ SILVER SLUGGER BOBBLEHEAD GIVEAWAY (FIRST 15,000 FANS)
FRI JUN 3	PRIDE WEEKEND PRESENTED BY TD <i>BLUE JAYS</i> RAINBOW TOWEL GIVEAWAY PRESENTED BY TD (FIRST 15,000 FANS)
SAT JUN 4	PRIDE WEEKEND PRESENTED BY TD
SUN JUN 5	JR. JAYS SUNDAYS OUTDOOR PROGRAM BEGINS! KIDS 14 & UNDER RUN THE BASES POSTGAME. SPECIAL <i>JR. JAYS</i> FOCUS ON KINDNESS & INCLUSION AS PART OF PRIDE WEEKEND
TUE JUN 14	LOONIE DOGS NIGHT PRESENTED BY SCHNEIDERS \$1 HOT DOG NIGHT AT THE BALLPARK
WED JUN 15	MLB NETWORK REUSABLE BAG GIVEAWAY NIGHT MLB NETWORK REUSABLE BAG GIVEAWAY (FIRST 15,000 FANS)
THU JUN 16	HYUN JIN RYU BLUE REPLICA JERSEY GIVEAWAY NIGHT HYUN JIN RYU BLUE REPLICA JERSEY GIVEAWAY (FIRST 15,000 FANS)
FRI JUN 17	BLUE JAYS VINTAGE SHORT SLEEVE SWEATSHIRT GIVEAWAY NIGHT <i>BLUE JAYS</i> VINTAGE SHORT SLEEVE SWEATSHIRT GIVEAWAY (FIRST 15,000 FANS)
SUN JUN 19	JR. JAYS FATHER'S DAY <i>JR. JAYS</i> SUNDAYS. KIDS 14 & UNDER RUN THE BASES POSTGAME
TUE JUN 28	LOONIE DOGS NIGHT PRESENTED BY SCHNEIDERS \$1 HOT DOG NIGHT AT THE BALLPARK
WED JUN 29	BLUE JAYS PLAYER DESIGNED T-SHIRT GIVEAWAY NIGHT <i>BLUE JAYS</i> PLAYER DESIGNED T-SHIRT GIVEAWAY (FIRST 15,000 FANS)

JULY

FRI JUL 1	CANADA DAY WEEKEND GEORGE SPRINGER RED REPLICA JERSEY GIVEAWAY (FIRST 15,000 FANS)
SAT JUL 2	CANADA DAY WEEKEND VLAD & DAD DUAL BOBBLEHEAD GIVEAWAY (FIRST 15,000 FANS)
SUN JUL 3	JR. JAYS SUNDAYS <i>JR. JAYS</i> SUNDAYS. KIDS 14 & UNDER RUN THE BASES POSTGAME
TUE JUL 12	LOONIE DOGS NIGHT PRESENTED BY SCHNEIDERS \$1 HOT DOG NIGHT AT THE BALLPARK
WED JUL 13	KEVIN GAUSMAN BOBBLEHEAD GIVEAWAY NIGHT KEVIN GAUSMAN BOBBLEHEAD (FIRST 15,000 FANS)
SUN JUL 17	JR. JAYS SUNDAYS <i>JR. JAYS</i> SUNDAYS. KIDS 14 & UNDER RUN THE BASES POSTGAME
TUE JUL 26	LOONIE DOGS NIGHT PRESENTED BY SCHNEIDERS \$1 HOT DOG NIGHT AT THE BALLPARK
WED JUL 27	BLUE JAYS CARIBBEAN CARNIVAL <i>BLUE JAYS</i> CROSSBODY BAG GIVEAWAY (FIRST 15,000 FANS)
SAT JUL 30	BLUE JAYS FLOPPY HAT GIVEAWAY DAY <i>BLUE JAYS</i> FLOPPY HAT GIVEAWAY (FIRST 15,000 FANS)
SUN JUL 31	JR. JAYS SUNDAYS <i>JR. JAYS</i> SUNDAYS. KIDS 14 & UNDER RUN THE BASES POSTGAME

AUGUST

FRI AUG 12	SITCOM NIGHT AT THE BALLPARK <i>BLUE JAYS</i> F.R.I.E.N.D.S. T-SHIRT GIVEAWAY (FIRST 15,000 FANS)
SAT AUG 13	VICTORY VLAD BOBBLEHEAD GIVEAWAY DAY PRESENTED BY DOORDASH VICTORY VLAD BOBBLEHEAD GIVEAWAY PRESENTED BY DOORDASH (FIRST 15,000 FANS)
SUN AUG 14	JR. JAYS SUNDAYS <i>JR. JAYS</i> SUNDAYS. KIDS 14 & UNDER RUN THE BASES POSTGAME
TUE AUG 16	LOONIE DOGS NIGHT PRESENTED BY SCHNEIDERS \$1 HOT DOG NIGHT AT THE BALLPARK
SAT AUG 27	BLUE JAYS 30TH ANNIVERSARY OF THE 1992 WORLD SERIES WIN <i>BLUE JAYS</i> BOMBER JACKET GIVEAWAY (FIRST 15,000 FANS)
SUN AUG 28	JR. JAYS SUNDAYS FINAL OUTDOOR PROGRAM! <i>JR. JAYS</i> SUNDAYS. KIDS 14 & UNDER RUN THE BASES POSTGAME
TUE AUG 30	LOONIE DOGS NIGHT PRESENTED BY SCHNEIDERS \$1 HOT DOG NIGHT AT THE BALLPARK

SEPTEMBER

TUE SEP 13	LOONIE DOGS NIGHT PRESENTED BY SCHNEIDERS \$1 HOT DOG NIGHT AT THE BALLPARK
SAT SEP 17	MARVEL SUPER HERO DAY PRESENTED BY TOYS "R" US <i>BLUE JAYS</i> SPIDER-MAN FIGURINE GIVEAWAY PRESENTED BY TOYS "R" US (FIRST 15,000 FANS)
SUN SEP 18	JR. JAYS SUNDAYS <i>JR. JAYS</i> SUNDAYS. KIDS 14 & UNDER RUN THE BASES POSTGAME
TUE SEP 27	LOONIE DOGS NIGHT PRESENTED BY SCHNEIDERS \$1 HOT DOG NIGHT AT THE BALLPARK

OCTOBER

SAT OCT 1	FAN APPRECIATION WEEKEND PRESENTED BY TD <i>BLUE JAYS</i> VEST GIVEAWAY PRESENTED BY TD (FIRST 15,000 FANS)
SUN OCT 2	FAN APPRECIATION WEEKEND PRESENTED BY TD

SPECIALTY TICKETS

SAT APR 16	BLUE JAYS HELLO KITTY DAY YOUR SPECIALTY TICKET INCLUDES A TICKET TO THE GAME AND A <i>BLUE JAYS</i> HELLO KITTY BOBBLEHEAD GIVEAWAY
SAT APR 30	BLUE JAYS PEANUTS DAY YOUR SPECIALTY TICKET INCLUDES A TICKET TO THE GAME AND A <i>BLUE JAYS</i> SNOOPY & WOODSTOCK DOGHOUSE GIVEAWAY
SAT JUN 18	YOGA AT THE BALLPARK YOUR SPECIALTY TICKET INCLUDES A TICKET TO THE GAME, ADMISSION TO THE PRIVATE POSTGAME ON-FIELD YOGA SESSION AND A <i>BLUE JAYS</i> YOGA MAT GIVEAWAY
FRI SEP 16	UNIVERSITY & COLLEGE NIGHT YOUR SPECIALTY TICKET INCLUDES A TICKET TO THE GAME AND A <i>BLUE JAYS</i> CO-BRANDED HAT WITH YOUR SCHOOL LOGO

2022

OFFICIAL GUIDE

CONTENTS

Jays Care Foundation.....	3
Toronto Blue Jays Baseball Club	6
23 MANAGER AND COACHES BIOGRAPHIES	
37 PLAYER BIOGRAPHIES	
2022 40-Man Roster.....	171
177 2021 SEASON IN REVIEW	
2021 Toronto Blue Jays Season in Review.....	178
2021 Toronto Blue Jays Final Statistics.....	186
191 TORONTO BLUE JAYS HISTORY	
History of the Toronto Blue Jays	192
Blue Jays in the Postseason	203
Player History.....	211
Awards	229
Opening Day.....	248
253 TORONTO BLUE JAYS RECORDS	
Season Records	254
Attendance Records	265
Individual Records.....	271
Club Records.....	296
Blue Jays Rookies.....	311
Home Runs.....	314
331 OPPONENTS	
Leading Opponents vs. Blue Jays	332
Opponents All-Time Leaders vs. Toronto	334
Consecutive Wins and Losses vs. AL Opponents	345
347 PLAYER DEVELOPMENT	
Player Development	348
Scouting	349
2022 Minor League Instructors	355
Minor League Affiliates	357
2022 Minor League Players.....	366
371 MEDIA & MISCELLANEOUS	
Media Services	372
Broadcasting	374
Blue Jays Spring Training Directory.....	382
Detailed Table of Contents.....	387





TORONTO BLUE JAYS BASEBALL CLUB

1 BLUE JAYS WAY, SUITE 3200, ROGERS CENTRE
TORONTO, ONTARIO M5V 1J1
(416) 341-1000

www.bluejays.com



THE 2022 TORONTO BLUE JAYS MEDIA GUIDE

Data for the 2022 Toronto Blue Jays Media Guide was gathered through March 16, 2022

Produced by: Toronto Blue Jays Communications Department:
Jessica Beard, Madeleine Davidson, Adam Felton, Richard Griffin, Rodney Hiemstra, Simon Wells

Stats provided by: Major League Baseball Information System, Elias Sports Bureau, Stats Perform

Cover Design: Toronto Blue Jays

Photo Credits: Steven Crawford, Alykhan Ravjani

Copyright © Toronto Blue Jays, 2022. All rights reserved.





Jays Care Foundation, the charitable arm of the Toronto Blue Jays, uses baseball to teach life skills and create lasting social change for children and youth all across Canada. Jays Care proudly works in all ten provinces and two territories running programs to level the playing field for thousands of Canadian kids facing barriers, including:

- Children and youth living with disabilities
- Indigenous children and youth
- Girls without access to sport
- Children and youth living at or below the poverty line

OUR NATIONAL PROGRAMS

CHALLENGER BASEBALL:

Challenger Baseball is Jays Care's adaptive baseball program, run in partnership with Little League Canada and Baseball Canada, specifically designed to empower children, youth, and adults living with physical and/or cognitive disabilities. The program teaches athletes living with disabilities the core life skills inherent to baseball, including: teamwork, communication, determination, resiliency, inclusion, support, and courage. Challenger Baseball ensures every athlete has the opportunity to play in a fun and safe environment where they learn to become more independent, build confidence, improve their communication skills, and set and achieve their own personal goals.

GIRLS AT BAT:

Girls At Bat is an initiative designed to help girls across the country set lofty goals and pursue them with tenacity. Jays Care Foundation has partnered with communities, schools, and non-profit organizations to help increase female participation and retention in sport, using an eight to 12 week baseball and/or softball program as the vehicle. Partners apply to implement the program and receive robust training, coaching resources, equipment, some financial support, and remote and in-person support to launch and sustain their programs.





FIELD OF DREAMS:

To play is to learn! Field Of Dreams is Jays Care's granting program dedicated to baseball infrastructure development that provides a safe space for children and youth to develop life skills through sport. The Field Of Dreams program provides funding to design, refurbish, and build safe spaces for children and youth across Canada. Jays Care has invested nearly \$7 million across 68 projects in ten provinces and two territories over the past five years.

INDIGENOUS ROOKIE LEAGUE:

Using baseball as a tool to engage children, youth, and adults in regular inter-generational play, Indigenous Rookie League enhances connections between all community members through creating safe spaces for communities to join together and play. This program increases mental health outcomes for children and youth in Indigenous communities while providing opportunities for the sharing of culture and development of life skills.

OUR TORONTO PROGRAMS

TCHC ROOKIE LEAGUE:

In partnership with Toronto Community Housing Corporation (TCHC), Rookie League is a best-in-class program for children and youth living in priority neighbourhoods across Toronto. Entering its 33rd season, Rookie League is designed to be a high-quality experience that engages kids in activities to help them learn essential life skills, and increase the number of positive peer relationships in their lives. Provided free of cost, more than 800 kids from 45 TCHC neighbourhoods participated in the program last summer.

RBI:

RBI is a program based in schools across the country. Through working with local schools, school boards, and organizations, RBI removes any barriers that students may face to participate in baseball. Participating schools receive trained coaches, equipment, and uniforms so that students are fully prepared to participate in structured league play and championship tournaments. Students participate in weekly practices and games where they learn all of the basic rules, fundamentals, and life-lessons that come from the game of baseball.





SUPPORT OUR #BLUEJAYSCOMMUNITY

GET YOUR 50/50 TICKETS:

The ultimate win-win! Fans across Ontario over the age of 18 can support Jays Care and join our league-leading 50/50 jackpots at bluejays.com/5050. Last year, the most philanthropic fans in baseball won nearly \$6 million in 50/50 jackpots and set an MLB record with a \$1.9 million jackpot to celebrate the team's return to Toronto.

GET SOCIAL:

Follow us on Twitter and Instagram @JaysCare and like @JaysCare on Facebook to see our #BlueJaysCommunity in action across Canada!

BE OUR GUEST:

There are many opportunities to get involved with Jays Care virtual programming and events throughout the season. Visit jayscare.com to learn more about our programs, fundraising events, and the annual Sportsnet Jays Care Broadcast Auction presented by TD!

LEARN MORE:

For more information on Jays Care programming and events visit www.jayscare.com or contact Ben Sibley at 416-341-1169 or ben.sibley@bluejays.com.



TORONTO BLUE JAYS

BASEBALL CLUB & ROGERS CENTRE

*For a current version, visit bluejays.com

ROGERS COMMUNICATIONS

Edward Rogers..... Chairman, Toronto Blue Jays
 Phil Lind Vice Chairman, Rogers Communications Inc.
 Anthony Staffieri President & CEO,
 Rogers Communications Inc.
 Colette Watson..... President, Rogers Sports & Media

EXECUTIVE OFFICE

Mark A. Shapiro..... President & CEO
 Paul Beeston..... President Emeritus
 Ross Atkins Executive Vice President,
 Baseball Operations & General Manager
 Ben Colabrese..... Executive Vice President, Finance
 Anuk Karunaratne..... Executive Vice President,
 Business Operations
 Marnie Starkman Executive Vice President,
 Business Operations
 Gail Ricci Executive Assistant to the President & CEO

BASEBALL OPERATIONS

Tony Lacava..... Senior Vice President, Player Personnel
 Andrew Tinnish..... Vice President, International Scouting
 & Baseball Operations
 Joe Sheehan Assistant General Manager
 Michael Murov Assistant General Manager
 Michael Shaw Director, Team Travel
 & Clubhouse Operations
 Sanjay Choudhury Director, Baseball Research
 Jeremy Reesor Director, Baseball Operations
 Peter Saunders..... Director, Baseball Systems
 Kevin Malloy Senior Manager, Visiting Clubhouse
 Scott Blinn..... Senior Manager, Clubhouse Operations
 Mustafa Hassan..... Manager, Home Clubhouse Operations
 Graydon Carruthers..... Manager, Baseball Research
 Anna Coppola ...Executive Assistant to the General Manager
 Spencer Estey Coordinator, Baseball Research
 & Development
 Liam Stevenson..... Coordinator, Baseball Research
 Theron Simpson Coordinator, Game Planning
 Bryan Lee..... Coordinator, Baseball Operations
 Eric Slotter..... Major League Video Coordinator
 John Babocsi Player Personnel Analyst
 Dan Goldberg..... Research Analyst
 Megan Evans..... Assistant, Pro Scouting
 & Baseball Operations
 Gabrielle Campos..... Assistant, Baseball Research
 & Development
 Anthony Lucchese..... Assistant, Advance Scouting
 Matt McCue Assistant, Scouting
 Alex Robson Baseball Systems Engineer
 John Meloche..... Analytics Developer
 Alex Andreopoulos Bullpen Catcher
 Luis Hurtado..... Bullpen Catcher
 Hector Lebron Bilingual Player Interpreter
 Jun Sung Park..... Bilingual Player Interpreter

BASEBALL OPERATIONS - HIGH PERFORMANCE

Angus Mugford..... Vice President, High Performance
 Dehra Harris ... Assistant Director, High Performance Applied
 Performance Research
 Steve Rassel..... Assistant Director, High Performance
 Operations
 Andrew Pipkin Medical Director
 Jose Julian Ministral..... Head Athletic Trainer
 Voon Chong Major League First Assistant Athletic Trainer
 Drew MacDonald..... Major League Second Assistant
 & Athletic Training Coordinator
 John Biggar Major League Physical Therapist
 Jeremy Chiang Head of Nutrition
 Todd Earl..... Sports Massage
 Jimmy VanOstrand..... Major League Mental Performance
 Coach
 Scott Weberg Head Major League Strength
 & Conditioning Coach
 Jeremy Trach Major League Assistant Strength
 & Conditioning Coach
 Se Hong Jang Performance Coach
 Adam Ingle Assistant Medical Director
 Michael Rendon..... Assistant Athletic Training Coordinator
 Scott Peters Medical Research Coordinator
 Phil Dimino Rehab Coordinator
 Alex Suerte..... Assistant Physical Therapist
 Jon Woodworth..... GCL ATC & Latin America Medical
 Coordinator
 Brandon Stone Sports Science Coordinator
 Clare Padmore Biomechanist
 Aaron Spano Minor League Strength
 & Conditioning Coordinator
 Omar Aguilar Latin America Strength
 & Conditioning Coordinator
 Taylor Haslinger Rehab Strength & Conditioning Coach
 Rob DiBernardo..... Mental Performance Coordinator
 John Lannan Senior Mental Performance Coach
 Raul Pimentel Mental Performance Coach
 Erika Monsalve Assistant Mental Performance Coach
 Katarina Mangieri..... Nutrition Coordinator
 Sam Lima..... Employee Assistance Program Director
 Paul Steinhauer..... Certified Mental Health Clinician
 Hillary Cauthen Makeup Profile Coordinator
 Dr. John Theodoropoulos..... Head Orthopedic Surgeon
 Dr. David Lawrence Head Primary Care Physician
 Dr. Ted Farrar Florida Internal Medicine Team Physician
 Dr. Fred Brennan... Florida Internal Medicine Team Physician
 Dr. James Fischer... Florida Internal Medicine Team Physician
 Dr. Peter Howard... Florida Internal Medicine Team Physician
 Dr. Aaron Mates ... Florida Internal Medicine Team Physician
 Dr. Steven Mirabello Florida Internal Medicine Team
 Physician
 Melissa Doldron..... Consulting Sports Massage
 Dr. Jason Smith..... Consulting Orthopedic Surgeon
 Dr. Inv Feferman..... Consulting Team Physician
 Dr. Pat Graham Consulting Chiropractor
 Dr. Ron Taylor Physician Emeritus



BASEBALL OPERATIONS - PLAYER DEVELOPMENT

Joe Scalfani.....Director, Player Development
Charlie Wilson.....Director, Minor League Operations
Matt Buschmann.....Director of Pitching Development
& Major League Bullpen Coach
Casey Candaele.....Field Coordinator & AAA Manager
John Tamargo Jr.....Short-Season Field Coordinator
Dallas McPherson.....Defensive Coordinator
Hunter Mense.....Assistant Major League Hitting Coach
& Minor League Hitting Coordinator
Danny Solano.....Infield Coordinator
Cory Popham.....Pitching Development Coordinator
Matt Tracy.....Pitching Development Coordinator
Will Habib.....Coordinator, Player Development
& High Performance Operations
Reed Kienle.....Coordinator, Player Development
& Amateur Scouting
Matt Hague.....Swing Consultant & AA Hitting Coach
Matt von Roemer.....Coordinator, Technology Operations
& AA Development Coach
Michelle Rodgers.....Minor League Operations Business
Manager
Sonia De La Cruz.....Education Coordinator
Evan Short.....Minor League Pitching Analyst
Michael Rivera.....Assistant, Player Development
Robelin Bautista.....Assistant, Short-Season Player
Development & Transitions

Jordan Eaddy.....Assistant, Player Development Technology
Tim Raines.....Special Assistant to Player Development
Billy Wardlow.....Equipment Coordinator
Ryan Beckman.....Hitting Lab Technician
Greg Vogt.....Rehab Pitching Coach
Luis Silva.....Rehab Position Player Coach

BASEBALL OPERATIONS - PRO SCOUTING

Ryan Mittleman.....Director, Pro Scouting
Russ Bove.....Special Assignment Scout
Dean Decillis.....Special Assignment Scout
Sal Butera.....Major League Scout
Jim Skaalen.....Major League Scout
Kevin Briand.....Professional Scout
Justin Coleman.....Professional Scout
David May Jr.....Professional Scout
Stephen Yoo.....Professional Scout
Matt Anderson.....Coordinator, Player Personnel
Blake Bentley.....Coordinator, Player Personnel
Marc Lippman.....Coordinator, Player Personnel
Tim Rooney.....Coordinator, Player Personnel
Hideaki Sato.....Pacific Rim Scout
Carson Cistulli.....Manager, Player Personnel
Jon Lalonde.....Manager, Player Personnel
Nick Manno.....Manager, Player Personnel
Brent Urcheck.....Manager, Player Personnel
Tommy Farah.....Pro Scouting Analyst
Frank Herrmann.....Pro Scouting Fellow
Dean Steinman.....Pro Scouting Fellow

BASEBALL OPERATIONS - AMATEUR SCOUTING

Shane Farrell.....Director, Amateur Scouting
Harry Einbinder.....Manager, Amateur & International Scouting
Kory Lafraniere.....Manager, Amateur Scouting
Blake Crosby.....National Supervisor
C.J. Ebarb Jr.....Regional Crosschecker
Jamie Lehman.....Regional Crosschecker
Greg Runser.....Regional Crosschecker
Noah St. Urbain.....Regional Crosschecker
Michael Youngberg.....Regional Crosschecker
Paul Tinnell.....Amateur Crosschecker
Brian Johnston.....Amateur & International Crosschecker
Joey Aversa.....Area Scout - Fountain Valley, CA
Coulson Barbiche Jr.....Area Scout - Midlothian, VA
Brandon Bishoff.....Area Scout - Tampa, FL
Tom Burns.....Area Scout - Harrisburg, PA
Adrian Casanova.....Area Scout - Miami, FL
Chris Curtis.....Area Scout - Houston, TX

Ryan Fox.....Area Scout - Yakima, WA
Pete Holmes.....Area Scout - Boston, MA
Matt Huck.....Area Scout - Chicago, IL
Randy Kramer.....Area Scout - Aptos, CA
Jim Lentine.....Area Scout - San Clemente, CA
Nate Murrie.....Area Scout - Bowling Green, KY
Don Norris.....Area Scout - Hoover, AL
Matt O'Brien.....Area Scout - Clermont, FL
Wes Penick.....Area Scout - Clive, IA
Max Semler.....Area Scout - Dallas, TX
Bud Smith.....Area Scout - Lakewood, CA
Mike Tidick.....Area Scout - Statesboro, GA
Adam Arnold.....Area Scout - Phoenix, AZ
Roberto Santana.....Scout - Puerto Rico
Adam Lan.....Development Scout
Chris Lionetti.....Amateur Scout
Jay Lapp.....Canadian Scouting - London, ON
Jasmin Roy.....Canadian Scouting - Longueuil, QC
Rene Tosoni.....Canadian Scouting - Coquitlam, BC
Patrick Griffin.....Canadian Scouting - Toronto, ON
Chris Weikel.....Amateur Scouting Analyst
Reeve Bergesen.....Project Manager, Amateur Scouting
Tony Cho.....Amateur & International Video Associate

BASEBALL OPERATIONS - INTERNATIONAL SCOUTING

Jose "Sandy" Rosario.....Director, Latin America Operations
Aaron Acosta.....Supervisor, Mexican Scouting
Jose Contreras.....Supervisor, Venezuelan Scouting
Lorenzo Perez.....Supervisor, Dominican Scouting
Francisco Plasencia.....Scouting Coordinator, South America
Julio Ramirez.....Assistant, International Scouting
Tyler Baldwin.....Assistant, International Operations
Franklin Briceno.....International Video Coordinator
Caracas, VZ
Alexis de la Cruz.....International Scouting
Santo Domingo, DR
Luciano del Rosario.....International Scouting
Santo Domingo, DR
Oscar Delgado.....International Scouting - Oriente, VZ
Enrique Falcon.....International Scouting - Cartagena, COL
Jhoan Gomez.....International Scouting - Mao, DR
Miguel Leal.....International Scouting - Maracaibo, VZ
Alirio Ledezma.....International Scouting - Maracaibo, VZ
Jose Natera.....International Scouting
San Pedro de Macoris, DR
Luis Natera.....International Scouting
San Pedro de Macoris, DR
Enmanuel Rojo.....International Scouting
Santo Domingo, DR
Daniel Sotelo.....International Scouting - Managua, NIC
Alex Zapata.....International Scouting - Colon, PAN

COMMUNICATIONS

Richard Griffin.....Communications Advisor & Liaison
Jessica Beard.....Director, Communications
Madeleine Davidson.....Manager, Communications
Adam Felton.....Manager, Baseball Communications
Rodney Hiemstra.....Coordinator, Communications

CORPORATE PARTNERSHIPS

Mark Ditmars.....Vice President, Corporate Partnerships
John Griffin.....Director, Business Development
David O'Reilly.....Director, Corporate Partnerships
Mark Palmer.....Director, Corporate Partnerships
Max Sisam.....Director, Corporate Partnerships
Michael Lunder.....Senior Manager, Business Planning
Honsing Leung.....Manager, Client Service
Shauna Powell.....Manager, Client Service
Matthew Dexter.....Manager, Partnership Marketing
Ryan Knapp.....Manager, Partnership Development



FACILITY MANAGEMENT

Jennifer Angioliella..... Senior Director, Facility Management
Tom Farrell..... Director, Field Operations
Mike Medeiros..... Senior Manager, Facility Services
Sanj Perera..... Senior Manager, Project Management
Shiraz Salih..... Manager, Parking
Ailen Taitt-Kinsey..... Manager, Health & Safety
Ben Jamieson..... Specialist, Field Operations
Jeff Kleesc..... Specialist, Field Operations
Emily Robertson..... Specialist, Project Management
Chris Binns..... Technician, Field Operations
Tyler Letofsky..... Technician, Field Operations
Rob Stiles..... Technician, Field Operations
Regan Ramos..... Assistant Manager, Facility Services
Graham Jackson..... Technician, Facility Services
Louis Leandro..... Technician, Facility Services

FACILITY MAINTENANCE

Paul Zuschlag..... Senior Manager, Facility Maintenance
Justin Lobert..... Manager, Facility Maintenance
Russell Shapland..... Senior Building Operator
Kin-Chung Pang..... Senior Building Operator
Juan Medrano..... Senior Building Operator
Matthew Shepherd..... HVAC Operator
Karl Petemel..... Electrician
Michael Lynch..... Maintenance Mechanic
Carlo Garbin..... Automotive Service Mechanic
Alex Blakeney..... Plumber
Brittany Monague..... Coordinator, Engineering

FAN EXPERIENCE & CONCESSIONS

Michelle Seniuk..... Vice President, Fan Experience & Concessions
Karyn Gottschalk..... Director, Stadium Operations
Christine Robertson..... Director, Fan Services
Michelle Kostuik..... Senior Manager, Concerts & Events
Cristina Mastrantoni..... Senior Manager, Planning and Buying
Jessica Wood..... Senior Manager, Promotions
Courtney Jolliffe..... Manager, Stadium Operations
Michelle Young..... Manager, Retail
Jake Walton..... Manager, Ballpark Setup & Marketing Activations
Dean Caracciolo..... Manager, Ballpark Setup
Veronica Zavala..... Manager, Jays Shop Eaton Centre
Julie Fach..... Buyer
Danielle Brouwer..... Assistant Manager, Retail
Carol Balfour..... Coordinator, Technical Production
Stéphane Côté..... Coordinator, Stadium Operations
Vanessa Hoffmann..... Coordinator, Fan Services
Sam Platsis..... Coordinator, Office Services
Cassandra Prins..... Coordinator, Promotions
MaryAnne Sturley..... Receptionist, Fan Services

FINANCE

Josh Hoffman..... Director, Finance
Sharon Dykstra..... Senior Manager, Blue Jays US Payroll & Benefits
Mark Murray..... Senior Manager, Finance
Leslie Galant-Gardiner..... Manager, Finance
Garrett Mercer..... Manager, Treasury & Vault Operations
Melissa Paterson..... Senior Financial Analyst
Troy Mercuri..... Senior Financial Analyst
Joyce Chan..... Senior Payroll Administrator
Joy Baybayan..... Senior Payroll Analyst
Marisa Paine..... Finance Associate

JAYS CARE FOUNDATION

Robert Witche..... Executive Director
Jules Porter..... Director, Programs
Shari Ralph-Topolpe..... Director, Finance & Operations
Matthew Judd..... Senior Manager, National Programs
Ben Sibley..... Senior Manager, Marketing & Communications
Alysha Kavanagh..... Program Manager ** Maternity Leave **
Caitlyn Nelson..... Manager, Youth Program Development & Innovation
Jessica Yep..... Program Manager
Bhanesha Ollek..... Program Manager
Matthew Appleby..... Manager, Partnerships & Events
Jeremy Miller..... Financial Analyst
Daniel Barias..... Program Specialist
Meghan Saundercook..... Program Specialist
Caroline Butler..... Program Specialist
Alex Mohamed..... Program Specialist
Alex Nolfi..... Data & Analytics Specialist
Alexandra Kleinert..... Coordinator, Partnerships & Events
Hailey Noronha..... Coordinator, Partnerships & Events
Samantha Mohammed..... Coordinator, Donor Engagement

LEGAL & GOVERNMENT AFFAIRS

Matthew Shuber..... Senior Vice President, Legal & Government Affairs and General Counsel
Michael Alvaro..... Director, Legal & Government Affairs and Legal Counsel
Amir Torabi..... Director, Legal & Government Affairs and Legal Counsel
Suzanne Joncas..... Director, Risk Management
Suey Lau..... Executive Assistant, Legal & Government Affairs

MARKETING

Christine DesJardine..... Vice President, Brand & Digital Marketing
Sherry Oosterhuis..... Director, Creative Services & Marketing Management
Stefanie Wright..... Director, Game Entertainment & Production
George Skoutakis..... Content Director
Shannon Curley..... Senior Manager, Player Relations & Community Marketing
John Woo..... Content Producer
T.J. Burton..... Program Manager, Amateur Baseball
Maureen Kinghorn..... Manager, Creative Services
Maria Cresswell..... Marketing Department Manager & Alumni Relations
Michael Campbell..... Senior Motion Graphics Designer
Ben Simpson..... Motion Graphics Designer
Alykhan Ravjani..... Social Media Manager
Nico Canavo..... Social Content Specialist
Steven Crawford..... Photographer & Graphic Designer
Jeff Holloway..... Program Specialist, Amateur Baseball
Mike Ferguson..... Authentics Specialist
Lucas McKernan..... Program Assistant, Amateur Baseball
Erinn White..... Coordinator, Community Marketing
Shaina Gibson..... Coordinator, In-Game Entertainment & Production

PEOPLE OPERATIONS

Matt Phinney..... Vice President, People Operations
Althea Netto..... Manager, Human Resources
Sahar Merchant..... Specialist, Human Resources

SECURITY & GAMEDAY OPERATIONS

Mario Coutinho..... Vice President, Stadium Operations & Security
Russ Cook..... Manager, Security Operations
Piero Aceto..... Coordinator, Office Services
Desmond Buchanan..... Control Room Guard
Ryan Cobham..... Security Guard
Suzanne DiCecca..... Security Guard
Christopher Lautenbach..... Security Guard



STRATEGY & ANALYTICS

Alex Wong..... Vice President, Strategy & Analytics
 Bessam Mustafa..... Director, Fan Insights
 Ryan Bricker..... Senior Manager, Analytics
 Khaalil Kassam..... Manager, Strategy
 Kurtis Sterling..... Manager, Special Projects
 Joanna Huang..... Strategy Analyst
 Ian Noriega..... Data Analyst

TECHNOLOGY

Anthony Miranda..... Vice President, Technology
 Mike Christiansen..... Director, Technical Production & Broadcast Services
 Christina Gunn..... Senior Manager, Technical Production
 Richard Solis..... Manager, Applications and User Support
 Donny Catinari..... Manager, Network and Infrastructure
 Yvan Duval..... Infrastructure Architect
 Ashley Morris..... Technical Support Analyst
 Victor Tran..... Technical Support Analyst
 Xavon Charles..... Technical Support Analyst
 David Sardella..... Data Architect

TICKET SALES, SERVICE & OPERATIONS

Eric Cowell..... Senior Director, Ticket Operations
 Matt O'Brien..... Senior Director, Premium Sales & Service
 John Santana..... Senior Director, Ticket Sales & Service
 Sheila Stella..... Director, Executive & Promoter Ticketing
 Jonathan Bagnell..... Manager, Ticket Service
 Christina Dodge..... Manager, Ticket Operations
 Fauzia Quddus..... Manager, CRM
 Manuel Villeda..... Manager, Call Centre, Inside Sales & Support
 Richard Chautems..... System Administrator, Ticket Operations
 Richard Overend..... System Administrator, Ticket Operations
 Michelle Chaves..... Assistant Manager, Box Office
 Mike Skrobacky..... Premium Service Executive
 Tom Zapletal..... Premium Service Executive
 Corey Henders..... Premium Sales Representative
 Ashley Penrice..... Coordinator, Client Service
 Cassandra Brunshaw..... Service Executive
 Jeff Gale..... Service Executive
 Glenn Jackson..... Service Executive
 Ryan McMorrow..... Service Executive
 Dimitri Tzaneteas..... Service Executive
 Daniel Marozzo..... Coordinator, Ticket Sales & Service
 Sheldon Sookdeo..... Sales Representative
 John Whelly..... Sales Representative

FLORIDA OPERATIONS

Shelby Nelson..... Director, Florida Operations
 Rob Durr..... Senior Manager, Facilities, Player Development Complex
 Kathi Beckman..... Senior Manager, TD Ballpark Business Operations
 Zac Phelps..... Senior Manager, TD Ballpark Facility Operations
 Jason Weaving..... Senior Manager, Security
 Gayle Gentry..... Manager, Accounting
 Patrick Skunda..... Head Superintendent
 Brian Cox..... Assistant Head Superintendent, TD Ballpark
 Alex Henderl..... Assistant Manager, Turf Grass
 Bobby Walker..... Clubhouse Manager, Player Development Complex
 Freddy Medina..... Clubhouse Assistant, Player Development Complex
 Justin Williams..... Maintenance Technician, Player Development Complex
 Randy Morrison..... Facilities Supervisor, Player Development Complex
 Andrew Thriffley..... Communication & Administration Specialist
 Matt Woak..... In-Game Entertainment & Community Relations Specialist



CLUB OFFICERS



MARK SHAPIRO
PRESIDENT & CEO

Now entering his 31st year in baseball and seventh season with the Toronto Blue Jays, Mark Shapiro is widely recognized as one of MLB's top executives and a key leader for his meaningful contributions to all aspects of the game. Following 24 seasons with the Cleveland Guardians organization, he was appointed President & CEO of the Toronto Blue Jays on November 2, 2015, overseeing both Baseball and Business Operations for the club. His career in baseball began in January of 1992 when he joined Cleveland as an assistant in Baseball Operations. Later, he spent five seasons as the club's Director of Minor League Operations from 1994-1998, before becoming Vice President, Baseball Operations & Assistant General Manager from 1999-2001. Prior to joining the Blue Jays, Shapiro spent five seasons as President of the Cleveland Guardians organization (2011-2015) after spending the previous nine as Executive Vice President and General Manager (2002-2010). Following both the 2005 and 2007 seasons, he was named the Sporting News Executive of the Year, the only active GM at the time in Major League Baseball to win the award twice. Shapiro was also named Executive of the Year by Baseball America in 2005, and in 2007, was named to the elite "40 under 40" by Sports Business Journal, as well as being listed on Baseball America's "Ten to Watch" list. His leadership and impact go beyond the club level, where he continues to be involved in various key initiatives led by the Office of the Commissioner. From 2010-2014, Shapiro served on Commissioner Selig's Special Committee for On-Field Matters, and was previously on the MLB Ticketing Committee, which examined marketplace issues relative to digital ticketing, alternative revenue sources, and secondary ticketing market/dynamic pricing. In 2015, Commissioner Rob Manfred named him to the then newly formed Competition Committee – a group under Manfred's Ownership Committee structure that continues to address on-field issues relative to Major League Baseball. In addition to the Competition Committee, he also currently serves on the Strategic Planning Committee and the Revenue Sharing Definitions Committee. The Baltimore native played four years of football for the Princeton University Tigers, graduating in 1989 with a degree in history.



ROSS ATKINS
**EXECUTIVE VICE PRESIDENT, BASEBALL OPERATIONS
& GENERAL MANAGER**

Ross Atkins was named the seventh General Manager of the Toronto Blue Jays on December 3, 2015. Prior to that, he spent his entire professional career with the Cleveland Guardians organization after being selected in the 38th round of the 1995 draft as a right-handed pitcher and joining Cleveland's front office in 2000 following his playing career. Atkins spent 15 seasons in Player Development, most recently as Vice President of Player Personnel, overseeing all elements of Cleveland's Player Development system. He previously served as Director and then Vice President of Player Development from 2007-2010 and 2011-2014, respectively. His ascension in the Cleveland system also included three seasons (2004-2006) as the Director of Latin American Operations. Atkins spent four years playing baseball for Wake Forest University where he received a bachelor's degree in economics and was a member of the ACC honor roll.

He now resides in Toronto with his wife, Christine, and their two daughters, Jane and Marita.

TORONTO BLUE JAYS OWNERSHIP

On March 26, 1976, the American League granted an expansion franchise to a group consisting of Labatt Breweries, Imperial Trust Limited and The Canadian Imperial Bank of Commerce. Both Labatt Breweries and Imperial Trust each controlled 45% of the team. The C.I.B.C. had the other 10% of the club. Imperial Trust was a holding company set up by the late R. Howard Webster, who was instrumental in the granting of the franchise in 1976. The Webster family still maintained their share of the ownership until selling their 45% to Labatt in November, 1991. The ownership then consisted of John Labatt Limited, 90% and Canadian Imperial Bank of Commerce, 10%. In June of 1995 John Labatt Limited was purchased by Interbrew S.A., Belgium's leading brewer.

In September of 2000, local ownership returned to the Toronto Blue Jays as Rogers Communications Inc. purchased 80% control of the franchise. John Labatt Limited (Interbrew) maintains a 20% interest while The Canadian Imperial Bank of Commerce relinquished their stake. In January of 2004 Rogers Communications Inc. acquired the remaining 20% of the Club. Rogers Communications Inc. now owns 100% of the Toronto Blue Jays Baseball Club.

On November 29, 2004, the Toronto Blue Jays reached an agreement with Sportsco International to acquire the former SkyDome. The purchase price for the stadium, now known as Rogers Centre, was approximately \$25 million (CDN).



BUSINESS OPERATIONS



BEN COLABRESE
EXECUTIVE VICE PRESIDENT, FINANCE

Ben Colabrese is beginning his fifth season with the Toronto Blue Jays and is a key ownership liaison, responsible for all club financial matters including MLB and ownership reporting, capital management, and payroll. Colabrese joined the Blue Jays in early 2018 from the club's parent company, Rogers Communications. He has been with Rogers since 2015, previously holding the roles of VP & GM of Mobicity (acquired by Rogers in 2015), then Senior Vice President, Finance for the X1 Syndication Program. Before his most recent tenure at Rogers Communications, Colabrese was the Chief Financial Officer of Peformex Media Inc. / The Weather Network (2013-2014) and prior to that, Vice President, Corporate Development at Rogers (2005-2013) where he was responsible for all merger and acquisition activity, completing more than 30 transactions. Colabrese is a member of the Board and Audit Committee Chair for Enthusiast Gaming and has been a past Board Member for Vecima Networks and Perk.com.



ANUK KARUNARATNE
EXECUTIVE VICE PRESIDENT, BUSINESS OPERATIONS

Now entering his sixth season with the Toronto Blue Jays, Anuk Karunaratne co-leads Business Operations for the club, overseeing revenue generation, business strategy, human resources, technology, and Rogers Centre facility operations. Karunaratne joined the Blue Jays as Vice President, Strategy & Analytics on Opening Day of 2017, where he built out the club's organizational strategy, strategic planning and projects, fan insights, and advanced analytics capabilities. Prior to joining the Blue Jays, Karunaratne held multiple roles at Boston Consulting Group (BCG), focused on corporate strategy in the CPG, retail, healthcare, and sports & entertainment industries. Before BCG, he held progressive roles at customer research, analytics, and marketing consulting firms, where he built and led teams and major client initiatives. Karunaratne holds a Master of Business Administration degree from INSEAD and a Bachelor of Science degree in Biomedical Engineering from Washington University in St. Louis. Born in Vancouver, he now resides in Toronto with his wife, Tiffanie, and their son, Maxime.



MARNIE STARKMAN
EXECUTIVE VICE PRESIDENT, BUSINESS OPERATIONS

Marnie Starkman is entering her 13th season with the Blue Jays and third as a co-leader of Business Operations for the club, overseeing marketing, fan experience, communications, security & gameday operations, Florida operations, and Rogers Centre events. Starkman joined the Blue Jays in 2009 as Director, Game Entertainment, adding the responsibilities of overseeing promotions in 2010, leading the Marketing department in 2016, and co-leading Business Operations as Senior Vice President in 2019. Prior to joining the Blue Jays, she was Creative Producer, Content and Production at Maple Leaf Sports & Entertainment, where she received the MLSE Rookie of the Year Award in 2008. While completing her education, Starkman also spent nine years with Dome Productions as well as freelancing in multiple production capacities at various major sporting events. The Toronto native completed her Master of Arts degree in Communications at York/Ryerson University with a thesis on the Business of Contemporary Sports Television Broadcasting and Production. Starkman graduated from the University of Toronto with an Honours Bachelor of Arts degree and completed a diploma in Information Technology at Sheridan College. She was a 2018 recipient of the One of 5 to Watch Award, presented annually to five Canadian sports business professionals who have achieved remarkable career success prior to their 40th birthdays.



MARK DITMARS
VICE PRESIDENT, CORPORATE PARTNERSHIPS

Mark Ditmars joined the Toronto Blue Jays organization in July of 2011. He spent 20 years with Labatt Breweries of Canada in various sales and marketing roles, including Director of Marketing and Brand Management for Bud Light and Budweiser, where he developed marketing strategies for sports properties, including the NFL, Super Bowl, Formula 1, and NASCAR. Ditmars was formerly Vice President Sales for EMI Music Canada responsible for sales revenue of many artists, including Katy Perry, Coldplay, The Beatles, and Pink Floyd through retail channels such as Walmart and iTunes. The University of Windsor graduate is a certified amateur coach through the Ontario Baseball Association, formerly coaching in the "AAA" Mississauga Majors and Twins organizations.





MARIO R. COUTINHO
VICE PRESIDENT, STADIUM OPERATIONS & SECURITY

Mario Coutinho was named to his current role in October 2005, overseeing the management of all event staff and medical and security operations, including investigations, threat/risk assessments, BCP, and emergency response planning for all large scale events at Rogers Centre, including Blue Jays home games, concerts, and special events. Coutinho is one of the club's longest tenured employees, beginning his Blue Jays career in 1982, part-time in Gameday Operations, and joining the club full-time in 1989 as Manager, Game Operations. In addition to his responsibilities at the Blue Jays, Coutinho has served on the planning committee for the annual Toronto Police Emergency Management Symposium (since 2008); is a founding member of SAFE (South Area Facilities and Entertainment Group); serves on the Board of TAPPS (Toronto Associations of Police and Private Security); participates in a number of key industry associations, including ASIS, NCS4 (National Center for Spectator Sports Safety and Security - Advisory

Board member), BOMA Toronto - SRMAC (Security Risk Management Advisory Council), IIFX (Innovation Institute for Fan Experience - Distinguished Fellow), SMA (Stadium Managers Association Vice President); and serves on the Membership and Technology/Operations Committee, CSLA (Canadian Security Lifesaver Association - Board of Directors). Coutinho graduated from the University of Toronto with a Bachelor of Science degree in 1985, after completing his secondary schooling at Toronto's De La Salle College.



ANTHONY MIRANDA
VICE PRESIDENT, TECHNOLOGY

Anthony Miranda is entering his 24th season with the Toronto Blue Jays, joining the organization in 1998 as a Systems Analyst. Currently Vice President, Technology, Anthony and his team are responsible for all information technology systems and technical production at Rogers Centre and the Blue Jays' Florida facilities. A native of Toronto, Anthony graduated from the University of Toronto with an Honours Bachelor of Science degree in Computer Science. He obtained his PMP designation in 2008 and is currently an active PMI member in good standing. Anthony and his wife, Lindsey, reside in Mississauga with their two children, Emily and Violet.



MICHELLE SENIUK
VICE PRESIDENT, FAN EXPERIENCE & CONCESSIONS

Michelle Seniuk is starting her 11th season with the Blue Jays and her second as Vice President, Fan Experience & Concessions. She joined the organization in 2012 as Manager, Promotions & Fan Activations and saw her role expand in 2017 as Senior Manager, Promotions, and again in 2019 as Director, Promotions & Events. Prior to joining the Blue Jays, Seniuk served as an Account Coordinator at a communications agency and worked as a freelancer in the sports industry. She's spent many years in the sports and entertainment industry, working the Bills Toronto Series and spending seven seasons as a CFL cheerleader. Michelle has an Ontario Graduate Certificate in Public Relations from Humber College and earned an Honours Bachelor of Fine Arts degree from Ryerson University.





MATTHEW SHUBER
SENIOR VICE PRESIDENT, LEGAL & GOVERNMENT AFFAIRS
AND GENERAL COUNCIL

Matthew Shuber joined the Blue Jays in 2003, in the role of Director, Business Affairs, acting as business and legal advisor to the organization's executive leadership group and operational departments. He began reporting directly to the President & CEO in 2007, was promoted to Vice President in 2011, and Senior Vice President in 2021. Shuber's responsibilities include the oversight and management of all legal matters affecting the organization, as well as certain relationships and business matters relating to Major League Baseball and the Blue Jays' intellectual property. Shuber provides ongoing legal, business, and strategic advice and direction on a variety of different organizational imperatives, including broadcasting, baseball operations, ticketing, merchandising, marketing, and corporate partnerships. He played a central role in the design, development, and implementation of the Blue Jays' current logos, uniforms, and related

branding elements, all of which were introduced in 2012. Shuber was part of the core Blue Jays team that led the planning, financing, and redevelopment of TD Ballpark (opened in 2020) and associated Player Development Complex in Dunedin, FL (opened in 2021). Shuber was called to the Ontario Bar in 1999. He attended Schulich School of Business MBA program in 2003 on a Dean's Entrance Scholarship, completing core courses. Prior to entering the business world, he was in legal practice as criminal defence counsel at the Toronto firm of Cooper, Sandler and West (Austin Cooper, Q.C., Mark Sandler and Peter West). Shuber received his law degree (Juris Doctor) from Osgoode Hall Law School in Toronto in 1997 and was the recipient of six separate academic awards. Shuber received his Bachelor of Arts degree from the University of Toronto, graduating with high distinction in 1994. He also attended the Toronto French School and is fluent in French. Shuber has been a guest lecturer for Osgoode Hall Law School's Entertainment and Sports Law course for the last four years. Shuber has been a member of and/or special advisor to the Board of Directors of the Jewish Camp Council of Toronto, the not-for-profit, charitable organization that operates Camp Northland, since 2005. He is an avid photographer, traveller and amateur chef, as well as an occasional musician and sportsman, with a strong appreciation for music (particularly live performances of the band Phish). Shuber is a very proud father to one remarkable son.



ALEX WONG
VICE PRESIDENT, STRATEGY & ANALYTICS

Alex Wong is entering his fourth season with the Toronto Blue Jays. He is responsible for organizational strategy, strategic planning and projects, fan insights, and advanced analytics. Prior to joining the Blue Jays, Alex worked at GALE Partners, a creative media consultancy, as part of the strategy and data team with a focus on creating digital customer experiences through the application of data and analytics. Before GALE, he held multiple roles at Deloitte Consulting, focused on corporate strategy in financial services, sports & entertainment, public sector, and telecom. Alex holds an HBA from the Richard Ivey School of Business. The Strathroy, ON, native now resides in Toronto with his wife, Dawn.

NAME THE TEAM CONTEST

The Blue Jays were named in a contest conducted in June and July of 1976. Over 30,000 individual entries were received, suggesting over 4,000 names for the new American League club. From the list of names submitted, specially-appointed panels of judges selected ten names to submit to the Board of Directors. The Directors chose the name "Blue Jays" from that list and announced their decision on August 12th, at which time the team officially became the Toronto Blue Jays Baseball Club.

A total of 154 people submitted the name "Blue Jays" and a drawing was held to select a grand prize winner from those who submitted the name. Dr. William Mills of Etobicoke, Ontario, won a pair of season tickets for 1977 and an all-expenses paid trip for himself and his family to watch the Blue Jays at spring training in Dunedin, Florida. Nine runners-up also won season tickets.




BASEBALL OPERATIONS



TONY LACAVAL
SENIOR VICE PRESIDENT, PLAYER PERSONNEL

Tony Lacava is entering his 20th year with the Blue Jays after joining the organization on October 15, 2002 as Assistant to the General Manager. He was named Assistant General Manager, Player Personnel in October of 2007, a role he held until 2011 when he was appointed Vice President, Baseball Operations and Assistant General Manager. Lacava was then appointed to the position of Senior Vice President of Baseball Operations and Assistant General Manager in December of 2015. He also served as interim General Manager during the 2015 off-season. Following his playing career, he joined the Anaheim Angels organization as an Associate Scout in 1989. The resident of Oakmont, PA, was promoted to full-time duties as an Area Scout in 1991. He was promoted again in 1996 to the position of Regional Crosschecker, serving through 1999. Lacava joined the Atlanta Braves as the National Scouting Supervisor in 2000 and was named as the Director, Player Development for the Montreal Expos in September of that year, overseeing the club's Minor League field personnel and the farm teams. He also spent the 2002 season with Cleveland as National Crosschecker. Lacava graduated from Central Catholic in 1979 where he played baseball. He then obtained an Associates Degree from Gulf Coast Community College before transferring to the University of Pittsburgh. He left Pitt after two years to sign with the Pittsburgh Pirates as a non-drafted free agent and spent two seasons in the club's Minor League system as an infielder with Bradenton and Greenwood in 1983, and Macon in 1984. Lacava was born on May 21, 1961 in Pittsburgh, and is married with three children.



ANDREW TINNISH
VICE PRESIDENT, INTERNATIONAL SCOUTING AND BASEBALL OPERATIONS

Andrew Tinnish was named Assistant General Manager on June 21, 2012 and oversees the club's International Scouting operations. He was elevated to the position of Assistant Scouting Director in September of 2006, a role he performed until his promotion to Director, Amateur Scouting on October 9, 2009, where he oversaw the direction of the Amateur Scouts in preparation for each season's Amateur draft. Tinnish was named an Area Scout for the Blue Jays, covering North Florida and Alabama, before being promoted to Scouting Coordinator in August of 2003. During July/August of 2002, he acted as Hitting Coach for Team Canada at the FISU World University Games in Italy. The native of Hamilton, ON, moved into a full-time position in January of 2002 as an Assistant in the Baseball Operations department after he first joined the Blue Jays in April of 2001 as an Intern in Baseball Operations. Tinnish pitched for the Quebec Capitales of the Northern League in the summer of 1999, appearing in 22 games while compiling a 3-1 record covering 38.2 innings. He also played for the Brock Badgers baseball club from 1995-1999 and was awarded the honour of Brock University Male Athlete of the Year for the 1999-2000 school year, as well as being named team MVP in the 1996, 1998 and 1999 seasons. Tinnish played baseball for Niagara University (NCAA) in 1997 and graduated from Brock University with a degree in Sports Management. He grew up in Nepean, ON, where he played minor baseball for East Nepean.



JOE SHEEHAN
ASSISTANT GENERAL MANAGER

Joe Sheehan was named Assistant General Manager on September 29, 2016. He originally started with the Blue Jays in November of 2010 as a Baseball Information Analyst. On January 2, 2015, he was promoted to Manager, Baseball Research and Development, a role he held until his appointment to Director of Analytics in December of 2015. In that role, he was responsible for creating and communicating many of the advanced analytic metrics and processes used by the Baseball Operations staff. Sheehan helped develop the team's internal scouting software, as well as other systems used across all levels of the department and was responsible for managing departmental statistical and scouting databases. He previously worked for the Pirates from 2009-2010, both as an intern and as a Baseball Operations Data Analyst, contributing analytic work to baseball operations decisions. Sheehan interned for San Diego Padres and Colorado Rockies in 2006 and 2008, respectively. He graduated from Oberlin College (Ohio) with a degree in Biology and played baseball at Oberlin from 2002-2006. Originally from Winchester, MA (outside Boston), Sheehan currently resides in Toronto.





MIKE MUROV
ASSISTANT GENERAL MANAGER

Mike Murov is entering his seventh season with the Blue Jays and his first as Assistant General Manager. He works with closely the Pro Scouting, Amateur Scouting, and the Major League Coaching staffs to evaluate player acquisition opportunities, collaboration between departments, and staffing strategies. Prior to joining the Blue Jays, Murov spent six years with the Boston Red Sox, most notably as the club's Assistant Director of Major League Operations. He began his career in baseball in 2008 as a Player Development intern with the Florida Marlins organization. He then worked for the Cincinnati Reds as an intern in 2009 before joining Boston's Player Development department in 2010. Murov attended Dartmouth College where he majored in government and minored in history, graduating with high honours in 2007.



MIKE SHAW
DIRECTOR, TEAM TRAVEL & CLUBHOUSE OPERATIONS

Born on October 30, 1968, in Halifax, and raised in Montreal, Mike Shaw played baseball through the junior ranks in the Montreal Lac St. Louis League. He graduated from Montreal's Marymount Academy in 1986, capturing a provincial physical education award in his final year. He then attended Dawson College, earning a Diploma in Social Sciences in 1989, and also graduated with an Honours Bachelor of Commerce in Sports Administration from Sudbury's Laurentian University in 1995. Shaw joined the Blue Jays organization in 1996, taking on a part-time position in the club's ticket office. He joined the PR staff as an assistant in 1997, before being appointed as Manager, Baseball Information in 1999. Shaw was appointed to Manager of Team Travel in November of 2004, overseeing the team's transportation and accommodations in Spring Training and throughout the regular season, and was promoted to Director of Team Travel and Clubhouse Operations in January of 2011. In a vote amongst his peers, Shaw was awarded Travel Secretary of the Year in December of 2014 and again in December of 2021. He has two children and resides in Oakville.

Travel Secretary of the Year in



SANJAY CHOUDHURY
DIRECTOR, BASEBALL RESEARCH

Sanjay Choudhury enters his seventh season with the Blue Jays and his first as Director, Baseball Research, having spent the prior two years as Assistant Director, Research and Development. In his current role, he is responsible for managing and conducting research projects to support decisions across Baseball Operations. Choudhury was previously employed by KIPP DC Charter Schools and Deloitte Consulting. He holds his BA and MPP from the University of Virginia, where he graduated from the Batten School of Leadership and Public Policy.



JEREMY REESOR
DIRECTOR, BASEBALL OPERATIONS

Entering his 10th season with the Blue Jays and ninth in the Baseball Operations department, Jeremy Reesor was promoted to his current position for the 2022 campaign, coming off three seasons in which he served as Assistant Director, Baseball Operations. In his current role, he is responsible for applying the team's decision-making processes in all areas of Baseball Operations with a focus on applying analytical tools to player acquisition, transactions, and game preparation, and leading project management and strategy initiatives. Reesor joined the Blue Jays in 2013 as a Field Conversion Technician before moving to Baseball Operations as an Analytics intern for the 2014 season. He was then hired as Assistant, Baseball Research prior to the 2015 season, working closely with the Amateur Scouting staff on coordination for the draft, as well as supporting the club's analytics team. He was promoted to Coordinator, Baseball Research prior to the 2017 season and Manager, Baseball Research prior to the 2018 season.

Reesor graduated with a BSc in Honours Biology from the University of Waterloo in 2012. Originally from Stouffville, ON, he currently resides in Toronto with his wife and child.



PETER SAUNDERS
DIRECTOR, BASEBALL SYSTEMS

Peter Saunders is entering his seventh season with the Blue Jays in the new role of Director, Baseball Systems. He joined the Blue Jays in 2016 as Data Architect before being promoted to Assistant Director and Tech Lead prior to the 2020 season. He is responsible for building and maintaining databases and technology systems in Baseball Operations and oversees a small team of software developers. Saunders is a native of Cambridge, England and graduated from the University of Cambridge with an MSc in Experimental and Theoretical Physics. He currently resides in Toronto with his partner, Emilie.





ANGUS MUGFORD **VICE PRESIDENT, HIGH PERFORMANCE**

Angus Mugford was appointed to oversee the High Performance Department in 2015. This department is one of the first to exclusively focus on the holistic support of the development and performance of players, coaches and staff. Mugford oversees the integration of an interdisciplinary performance team, including sports medicine, strength and conditioning, mental performance, and nutrition with a sport science-based approach. He came to the Blue Jays from IMG (International Management Group), where he had served for more than a decade, leading their external consulting through the IMG Institute. There he developed programs and oversaw mental conditioning and performance programs as part of IMG Academy, for professional and junior athletes and coaches, as well as US military special operations and executives. Mugford has a PhD from the University of Kansas and in 2015 he was elected by his peers as the president of the Association for Applied Sport Psychology (AASP), the leading professional organization for

applied sport psychology consultants in the world. He has authored in many academic and professional publications, presented at conferences across the globe, and has a track record as a consultant on mental performance as well as leadership, culture change and human performance teams. Mugford is originally from the United Kingdom, but now lives in Florida with his wife, Sarah, and their sons, Will and Tom.



DEHRA HARRIS **ASSISTANT DIRECTOR, APPLIED PERFORMANCE RESEARCH**

Dehra Harris is a physician and teacher by training who has found a true home in sports. After an admittedly non-traditional road here, she now happily gets to lead a team of interdisciplinary rock stars collaborating with coaches and players to create comprehensive individualized training for athletes. Her work brings together biomechanics as well as applied research in learning theory, workload management, nutrition, strength training, and mental performance. The heart of the process is helping people follow their dreams with her special expertise in maximizing and designing adaptive learning environments across high performance settings to make that happen. Dehra is passionate about coaching education and developing individualized learning plans that allow fast-paced growth and improvement for athletes, leaders, and the whole team while emphasizing the holistic well-being of everyone involved.



STEVE RASSEL **ASSISTANT DIRECTOR, HIGH PERFORMANCE**

Steve Rassel enters his first year as Assistant Director, High Performance, having joined the Blue Jays in 2019 as the Minor League Strength & Conditioning Coordinator. For a decade prior to that, he served at Webber International University as the Associate Athletic Director and Head Strength & Conditioning Coach, directing the training of all 22 athletic programs and 550 athletes. Before Webber, Rassel's career began with the Boston Red Sox, followed by a stint with the Chicago Cubs. He was named a finalist for the 2017 and 2019 NSCA College Strength & Conditioning Coach of the Year award. He is certified through the National Strength & Conditioning Association as a CSCS®D and RSCC, and through the Collegiate Strength and Conditioning Coaches Association as an SCCC and Approved Mentor. He lives in Trinity, FL, with his wife, Dr. Brittany Rassel, seven-year-old son, Stevie III, and six-year-old son, Brayden.



ANDREW PIPKIN **MEDICAL DIRECTOR**

Andrew Pipkin completed his undergraduate and graduate physical therapy degrees at Lebanon Valley College in Pennsylvania. He went on to complete a sports physical therapy residency at the University of Wisconsin Hospital and Clinics in 2014 and is a board-certified sports specialist. Andrew continued his career at The Ohio State University where he completed an Upper Extremity Athlete Fellowship in collaboration with Cleveland's baseball club. He joined Cleveland's medical staff in 2016 and served as both the Rehab Coordinator and Minor League Medical Coordinator until 2020. In January of 2021, Andrew transitioned to his current role as the Medical Director for the Toronto Blue Jays.



ADAM INGLE **ASSISTANT MEDICAL DIRECTOR**

Adam Ingle joins the Blue Jays for his first season as Assistant Medical Director. He enters the organization as an experienced physical therapist and leader, having spent the past 11.5 years working in the Sports Medicine program at The Ohio State University. Most recently, Ingle led the OSU Sports Medicine Rehab Clinic, and Upper Extremity Athlete Fellowship programs that partnered with the Cleveland Guardian organization. The graduate of Ohio State and board certified sports clinical specialist is passionate about leading and mentoring staff, and providing optimal care for elite level baseball athletes. Ingle, his wife, Jen, and two children, Olivia and Evan, now reside in Dunedin, FL.






PHILLIP DIMINO
REHAB COORDINATOR

Phillip Dimino spent 2019 completing a physical therapy fellowship with the Toronto Blue Jays and transitioned into Rehab Coordinator for the 2020 season. He is a graduate of East Mississippi Community College where he played football for two years before receiving his bachelor's degree from Mississippi State University. Phillip then went on to receive his Doctor of Physical Therapy from the University of Mississippi Medical Center. Following physical therapy school, he completed an APTA credentialed sports physical therapy residency with Houston Methodist in Houston, TX. During his residency, he served as an Assistant Physical Therapist with Rice University, working with all sports, and completed an internship with the Houston Astros' rehab team in West Palm Beach, FL. After the conclusion of Phillip's residency program, he spent time as a Clinic Therapist with ATI Physical Therapy in Birmingham, AL, prior to completing the Blue Jays' Professional Sports Physical Therapy Fellowship in 2019.



MICHAEL RENDON
ATHLETIC TRAINING COORDINATOR

Michael Rendon is entering his sixth season in the Toronto Blue Jays organization and his second as Athletic Training Coordinator. He spent the 2020 season as Assistant Athletic Training Coordinator, after serving as a Minor League Athletic Trainer in Dunedin (2019), Vancouver (2018) and the GCL (2017). A native of Du Quoin, IL, he graduated from Southern Illinois University in 2010 with Bachelor's degree in Athletic Training. Rendon's previous experience includes athletic training intern with the Springfield Cardinals (2009-2010) and Minor League Athletic Trainer with the Houston Astros organization (2011-2016). Rendon currently resides in Palm Harbor, FL, with his wife Brittany, his sons, Adrian, Gideon and Elijah, and their dog, Shana.



SCOTT PETERS
MEDICAL RESEARCH COORDINATOR

Scott Peters is entering his eighth season with the Blue Jays and his third as Medical Research Coordinator, after spending the previous two seasons as the Major League Assistant Physical Therapist. A native of Altona, MB, he obtained his Doctorate in Physical Therapy from Duke University in 2017 after receiving his Bachelors in Athletic Training and Corporate Fitness from Minot State University (ND) in 2013. He then completed a Masters degree in Management from Minot State in 2014 while serving as a graduate assistant strength and conditioning coach with the baseball program for the Division II University. Peters' other previous experience includes an athletic training internship with the Los Angeles Angels of Anaheim (2012) in Tempe, AZ, assistant athletic trainer for the Lowell Spinners (Boston Red Sox, 2014), and game day assistant with the Carolina Hurricanes (NHL, 2015-2016). He also recently finished a Fellowship in Orthopedic Manual Physical Therapy through the American Academy of Manipulative Therapy.



SAM LIMA
EAP DIRECTOR

Sam Lima joined the Toronto Blue Jays Baseball Club in 2014. As Employee Assistance Program (EAP) Director, Certified EAP, Licensed Clinical Mental Health Counselor-Supervisor and National Certified Counselor, he provides critical support to staff, players and family members. Lima maintains a vibrant private practice where he focuses on supporting adolescent, young adult and adult men, and their families, with clinical issues impeding daily functioning and performance. He brings a depth of life experiences derived from more than 30 years of service in the United States Marine Corps and the Department of Homeland Security. Lima is bilingual and bicultural, having travelled extensively throughout the world - a culturally diverse practitioner. As a life-long learner, Lima continues his professional education at Liberty University, working toward a Ph.D. in Counselor Education and Supervision. He is a member of the International Employee Assistance Professional Association, a member of the Central Florida Chapter, and is

certified to provide mental health services as crisis response support. Sam has four adult children in full flight and lives with his lovely wife, Anne, and daughter, Sloane.



JEREMY CHIANG
HEAD OF NUTRITION

Jeremy Chiang is entering his first full season with Toronto Blue Jays as Head of Nutrition, having previously served as Major League Nutritionist. Chiang started his career with the Toronto Blue Jays in 2019 as a Triple-A Affiliate Dietitian for the Buffalo Bisons. In 2020, he was appointed to oversee the nutrition team within the High Performance Department. This nutrition program is one of the first to be incorporated at all levels, from MLB to MiLB. It focuses on promoting positive behavioral changes to maximize performance and daily recovery routines. As the Major League Nutritionist, Chiang works directly with the players. His goal is to provide high-level nutrition service, education, and integration of fueling principles into players' performance routines. Before the Blue Jays, Chiang served as an Associate Director of Sports Nutrition at Baylor University, and Sports Nutrition Assistant at University of Florida. Chiang completed his MS in Nutrition Sciences at Baylor University. He is a Certified Registered Dietitian (RD) from the Commission on Dietetic Registration, and Certified Strength & Conditioning Specialist (CSCS) from NSCA. Chiang was born and raised in Taiwan, where he served in the military and completed his B.S. in Electrical Engineering at the Ming-Chi University of Technology. He now resides in St. Petersburg, Florida.

certified to provide mental health services as crisis response support. Sam has four adult children in full flight and lives with his lovely wife, Anne, and daughter, Sloane.





BRANDON STONE
SPORTS SCIENCE COORDINATOR

Brandon Stone enters his third season with the Blue Jays. Prior to the Jays, Stone worked as a Sr. Sports Physiologist at the United States Olympic Committee, within the US Military Special Operations community and in multiple capacities across collegiate athletics. Stone has also served as Recruiting Coordinator (Trinidad State Junior College), Head Coach (Chattfield HS) and Manager (Arvada Colts – Collegiate Summer League). Stone played baseball and received his undergraduate degree from Southern Nazarene University. He holds a PhD in Cellular and Behavioral Neurobiology from the University of Oklahoma. He resides in Trinity, FL, with his wife, Amy, and sons, Wheeler and Beau.



JOSE JULIAN MINISTRAL
HEAD ATHLETIC TRAINER

Jose Julian Ministral begins his 10th season with the Toronto Blue Jays Organization and fourth year as the Head Athletic Trainer. The Summit, NJ, native earned his undergraduate degree from Springfield College and is certified by the CATA, NATA, and NSCA. He was named to the position of Assistant Athletic Training Coordinator in 2013, a position he held until becoming the Minor League Athletic Training Coordinator in 2016. Jose began his baseball career in 1998 with the Pittsburgh Pirates organization as a GCL Intern, spending 14 years with the organization as a Minor League athletic trainer. He spent six seasons (2003-2005 and 2007-2009) as Pittsburgh's Triple-A athletic trainer, and also served as athletic trainer at Lynchburg (A) in 2002 and as the Pirates Minor League Rehab Coordinator in 2001. Jose resides in Palm Harbor, FL, during the offseason with his wife, Jenna, and children, Gillyan and Kirk.



VOON CHONG
FIRST ASSISTANT ATHLETIC TRAINER

Voon Chong is entering his 21st season overall with the Blue Jays organization, his fifth on the Major League staff, and his third as the First Assistant Athletic Trainer. He began his baseball athletic training career with the Blue Jays in Medicine Hat (Rookie-A) in 2002 and has made stops in Charleston (A) in 2003, Manchester (AA) from 2004-2009, Las Vegas (AAA) from 2010-2012, and Buffalo (AAA) from 2013-2017. Chong was voted the Eastern League Athletic Trainer of the Year in 2007 and 2008, and was selected to represent the Blue Jays in the Hawaii Winter Baseball League (Honolulu Sharks) in 2006, and the Arizona Fall League (Scottsdale Scorpions) in 2007. Prior to baseball, he represented Canada as an Athletic Trainer/Equipment Manager on the Canadian U-20 National Soccer Team at the World Youth Cup in 1997 (Malaysia) and 2001 (Argentina), the 2001 Canadian U-23 National Soccer Team at Francophone Games in Ottawa, and the Canadian Olympic National Soccer Team in the 2003 Olympic Qualifying Tournament.

Chong graduated from Simon Fraser University with a Bachelor of Applied Science in Kinesiology in 1998. He was born in Ipoh, Malaysia, and now resides in Vancouver, BC.



JOHN BIGGAR
MAJOR LEAGUE PHYSICAL THERAPIST

John Biggar began his Major League career in Toronto with the Blue Jays in 2020, after spending two seasons as Minor League Physical Therapist with the San Diego Padres. He received a Bachelor of Science Kinesiology degree from Dalhousie University in 2005 and completed his Master of Science in Physical Therapy degree from the University of Toronto in 2008. Biggar began his sports medicine career in Toronto and has worked with athletes and teams across multiple events, including the 2015 Toronto Pan Am Games, the 2017 Canada Summer Games and the 2017 WBSC U-18 Baseball World Cup. He holds a Sport Certificate through the Canadian Physiotherapy Association and CSCS designation through the NSCA. A native of Cobourg, ON, he currently resides in Toronto.



DREW MACDONALD
MAJOR LEAGUE 2ND ASSISTANT & ATHLETIC TRAINING COORDINATOR

Drew MacDonald, 35, is entering his third season on the Major League staff as the 2nd Assistant Athletic Trainer, and 12th season with the Blue Jays overall. A graduate of Sheridan College's Athletic Therapy program, MacDonald interned for the Blue Jays in 2008 before being hired to serve as the Bluefield Athletic Trainer in 2011. Since then, he has made professional stops in Vancouver (2012), Lansing (2013-2017) and New Hampshire (2018), prior to serving as the Assistant Medical and Athletic Training Coordinator in 2019. MacDonald also spent time with Baseball Canada's Junior National Team in 2010 and represented the Blue Jays organization as a trainer in the Arizona Fall League in 2015. Originally from Teeswater, ON, he currently resides in Paris, ON, with his wife, Heidi, his sons, Max and Brooks, and baby number 3 arriving in May.





DR. JOHN THEODOROPOULOS
HEAD ORTHOPEDIC PHYSICIAN

Dr. John Theodoropoulos earned his Medical Degree at Queen's University and completed his residency in Orthopaedic Surgery at McGill University. He completed a Fellowship in Sports Medicine at the University of Illinois Chicago and completed his Masters of Science in Cartilage Regeneration at the University of Toronto. Dr. Theodoropoulos is currently an Assistant Professor of the Division of Orthopaedic Surgery, Department of Surgery at the University of Toronto. He is the Director of the Doviği Orthopaedic Sport Medicine Institute (DOSMI), a non-profit institute dedicated to the treatment, prevention and research of sport related injuries. He is also the Director of the University of Toronto Orthopaedic Sports Medicine Fellowship Program mentoring National and International Fellows annually. As a distinguished and invited speaker, presenter and lecturer, he has contributed locally, provincially and nationally at meetings and conferences on topics such as ACL reconstruction, cartilage repair and tissue engineering, and

arthroscopic shoulder repair. Dr. Theodoropoulos is the Head Orthopaedic Surgeon for the Toronto Maple Leafs and Toronto Blue Jays. He also consults for many local amateur and professional athletes and was part of the medical team at the 2010 Vancouver Olympic Hockey Tournament.



DR. DAVID LAWRENCE
HEAD PRIMARY CARE PHYSICIAN

Dr. David Lawrence is a sports medicine physician and assistant professor at the University of Toronto. He completed his medical degree (MD), residency, and sports medicine fellowship at the University of Toronto, and completed a post-graduate Masters of Public Health (MPH) at the Dalla Lana School of Public Health (University of Toronto). Dr. Lawrence is the lead team Primary Care Physician for the Toronto Blue Jays and is the medical director of the David L. MacIntosh Sport Medicine Clinic (University of Toronto).



TODD EARL
SPORTS MASSAGE

Todd Earl returns for his 12th season with the Toronto Blue Jays. A longtime resident of the Tampa Bay, area, he spent several years with the Tampa Bay Buccaneers before joining the Blue Jays. Earl is a 2005 graduate of the Suncoast School of Massage and now resides in Nanaimo, BC. He enjoys hiking, going to the movies, and yoga. He also has one daughter who is currently on active duty with the United States Navy.



JIMMY VANOSTRAND
MAJOR LEAGUE MENTAL PERFORMANCE COACH

Jimmy VanOstrand was born and raised in Vancouver, BC. He attended college at Cal Poly - San Luis Obispo and was drafted in 2006 by the Houston Astros, playing eight years in the Astros and Washington Nationals organizations, reaching as high as Triple-A in 2013. He competed for Canada in the 2008 Olympics and 2013 World Baseball Classic, and won gold at the 2011 Pan Am Games. In 2014 and 2015, he was an assistant coach at Boston College before spending the 2016 season as the Director of Player Development at the University of Arizona. VanOstrand spent three years as a mental skills coach with the Seattle Mariners, working with players at all levels, including the Major League team in 2019. He obtained his Masters Degree in Psychology from Cal Southern University in 2018. VanOstrand is a Certified Mental Performance Consultant (CMPC) through the Association of Applied Sports Psychology (AASP) and a member of the Professional Baseball Performance Psychology Group (PBPPG).





SCOTT WEBERG
HEAD MAJOR LEAGUE STRENGTH & CONDITIONING COACH

Scott Weberg is entering his 16th season in professional baseball and fourth as the Head Major League Strength and Conditioning Coach for the Blue Jays. The 2021 Strength and Conditioning Coach of the Year previously has held various positions over the past 10 years with the Blue Jays. Weberg entered professional baseball with the Chicago Cubs (2007-2011), spending time at the minor league, coordinator and MLB levels. He was the Strength and Conditioning Coach for Team Canada at the 2017 World Baseball Classic, and was also the Strength and Conditioning Coordinator, Netherlands Region, with MLB International from 2012-2013. Weberg earned his Master of Arts Degree in Health, Physical Education and Sport Sciences from Morehead State University (Morehead, KY) in 2008, and his Bachelor of Arts Degree in Health Promotion – Fitness Management from Grand View University (Des Moines, IA) in 2007 where he played three years of varsity baseball. He also attended and played baseball at Porterville College (CA) from 2003-2004. Weberg is a Certified Strength and Conditioning Specialist (CSCS) and Registered Strength and Conditioning Coach with Distinction (RSCC[®]D) from the National Strength and Conditioning Association (NSCA). He is also currently the Treasurer of the Professional Baseball Strength and Conditioning Coaches Society (PBSCCS). Originally from Kelowna, BC, Weberg currently resides in Tarpon Springs, FL, with his wife, Amanda, and son, Louke.



JEREMY TRACH
MAJOR LEAGUE ASSISTANT STRENGTH & CONDITIONING COACH

Jeremy Trach enters his 10th season with the Toronto Blue Jays organization and fourth as the Major League Assistant Strength and Conditioning Coach. In 2016 and 2017, he served as Minor League Strength and Conditioning Coordinator for the team, and in the previous four years, he worked as Minor League Strength and Conditioning Coach for the Advanced-A Dunedin Blue Jays (2015-2016) and the Short-Season Vancouver Canadians (2013-2014). In 2017, Jeremy received the Toronto Blue Jays High Performance Award for his commitment to the values of the High Performance Team. For his efforts in 2014, he was named the Northwest League Strength Coach of the year. A native of Coquitlam, BC, Jeremy has more than 10 years of experience working with youth, high school, college, and professional baseball players. He attended University in Kansas and Iowa where he received his Bachelors of Arts in Wellness and played four years of competitive college baseball. In 2011, he was named the Assistant Strength and Conditioning Coach at Waldorf College in Iowa. In 2013, Jeremy attained his Masters in Exercise and Sports Science in Human Performance at the University of Wisconsin-La Crosse, where he worked as the Sports Performance Graduate Assistant Strength Coach. Jeremy is a Registered Strength and Conditioning Coach and a Certified Strength and Conditioning Specialist through the National Strength and Conditioning Association. A member of the Professional Baseball Strength Coaches Society, he holds his Level 1 Sports Performance Coach Certification through USA Weightlifting and is certified with the Functional Movement Screen.



SE HONG JANG
PERFORMANCE COACH

Se Hong Jang enters his second season with the Blue Jays as a Performance Coach after spending over 20 years with the Kia Tigers of the Korean Baseball Organization. Some of his highlights include being part of three Korean Series Championships with the Tigers and earning the 2017 South Korea's Trainer Award by the Korean Athletic Trainers Association (KATA). Jang holds a PhD in Sports Science from Chonam National University in South Korea. He resides in Korea during the offseason with his wife and two sons, who are both striving to become baseball players in Korea.



**KEVIN MALLOY**
SENIOR MANAGER, VISITING CLUBHOUSE OPERATIONS

Kevin Malloy is entering his 41st season with the organization. In 2018, he changed roles to assume the lead position of the visiting clubhouse, where he is responsible for hosting all visiting Major League teams, their equipment and uniforms and visiting clubhouse staff. Malloy was named Senior Manager, Home Clubhouse Operations prior to the 2017 season and previously served as the team's Clubhouse Manager since 1996. He graduated from Seneca College in 1987 where he studied Marketing and Administration. Malloy joined the Toronto Blue Jays in 1982 when he was a seasonal assistant in the Blue Jays Clubhouse. He is married with two children and enjoys ice hockey, downhill skiing, and golf while residing in Pickering, ON.

**SCOTT BLINN**
SENIOR MANAGER, CLUBHOUSE OPERATIONS

Scott Blinn starts his 32nd season with the Toronto Blue Jays, having joined the club in 1991 as a Visiting Clubhouse attendant. He was promoted to Assistant Manager, Visiting Clubhouse in 1997 where he served for 20 years before moving into his current role. Blinn was born and raised just outside of Toronto where he lives with his wife and two children.

**MUSTAFA (MOOSE) HASSAN**
MANAGER, HOME CLUBHOUSE OPERATIONS

Mustafa Hassan is entering his 21st season in the Toronto Blue Jays organization and his third as Manager, Home Clubhouse Operations, having spent the previous two years as Clubhouse Manager, Equipment. Prior to the 2017 season he was named Assistant Clubhouse Manager. Mustafa got his start as the Blue Jays' Ballboy from 2001-2003 before moving to team Batboy from 2004-2006. In 2007, he moved into the role of Clubhouse Assistant and served in that capacity until 2016. Mustafa was raised, educated, and currently resides in Toronto.

**ALEX ANDREOPOULOS**
BULLPEN CATCHER

Alekos (Alex) Andreopoulos was born and raised in Toronto and is now married with one child. He was named to his current position in 2003. He attended Seton Hall from 1992-1995 where, as a catcher, he earned conference All-Star honours in each of his seasons. He was also named as the Big East Conference Rookie of the Year and included on Baseball America's Freshman All American team in 1992. Andreopoulos was selected in the 17th round by the Milwaukee Brewers in 1995 and spent eight seasons in the minors with the Milwaukee, Cleveland, Montreal and St. Louis organizations. He batted .288 with 37 home runs and 268 RBI in 525 career Minor and Independent League games.

**LUIS HURTADO**
BULLPEN CATCHER


Luis Hurtado is entering his first season as bullpen catcher for Toronto. He will also assist in the preparation and development of the club's Major League catchers. The 33-year-old managed Low-A Dunedin in 2021, Rookie-level Bluefield in 2019, and the GCL Blue Jays for the 2017 and 2018 campaigns. Prior to that, he took on coaching roles with the DSL and GSL squads (2013-2015), as well as Triple-A Buffalo (2016). The native of Maracay, Venezuela, played seven seasons in the Blue Jays' system, reaching as high as Triple-A Las Vegas in 2011-2012, and posted a .229 batting average over 129 career contests. Hurtado now resides in Odessa, FL, with his wife and child.





ERIC SLOTTER
MAJOR LEAGUE VIDEO COORDINATOR

Eric Slotter joined the Toronto Blue Jays organization prior to the 2011 season as a Minor League Video Assistant. He remained in that role for three seasons before being promoted to Minor League Video Scout, a role which he held for three additional seasons. Prior to the 2017 season, Eric was promoted to his current role of Major League Video Coordinator. The native of Tampa, FL, worked as a student manager and video assistant while completing his undergraduate degree at the University of Florida. He currently resides in Tampa with his wife, Lindsey.



THERON SIMPSON
COORDINATOR, GAME PLANNING & ADVANCE SCOUTING

Theron Simpson is entering his fifth season with the Blue Jays organization, his fourth in advance scouting, and first in his current position as Coordinator. Simpson began in 2018 as an affiliate intern for Triple-A Buffalo before assisting in advance scouting as an intern in 2019, then as analyst in 2020 and 2021. Born and raised in Seattle, Simpson attended Claremont McKenna College in Southern California, where he pitched in relief for the Claremont-Mudd-Scripps Stags for two seasons. He graduated from Claremont McKenna College in 2016 with a dual major in Economics and Government. Simpson previously interned in the Houston Astros and Tampa Bay Rays Minor League systems and coached for City Baseball in Seattle from 2016-2018.



ANTHONY LUCCHESI
ASSISTANT, ADVANCE SCOUTING

Anthony Lucchese is entering his fourth season with the Blue Jays organization, his third in advance scouting, and first in his current position as Assistant, Advance Scouting. Lucchese began working for the organization in 2019 as an Affiliate Intern for Class-A Vancouver. He then assisted in advance scouting as an intern with the Blue Jays for the 2020 and 2021 seasons. Lucchese attended Ryerson University in downtown Toronto and graduated with a Bachelor of Commerce in 2018. He currently resides in Toronto.

1991 ALL-STAR GAME

The 1991 All-Star Game was played at SkyDome (now Rogers Centre) in Toronto on Tuesday, July 9, 1991. It was the first time that the game had been held in Toronto and just the second time that it had been held outside of the United States (Montreal in 1982). Three Blue Jays players were selected to participate in the 63rd All-Star Game: second baseman Roberto Alomar, outfielder Joe Carter and pitcher Jimmy Key. As well, Manager Cito Gaston was a coach and Tommy Craig was named AL trainer. 52,382 fans came to SkyDome to watch the action unfold in person and millions more watched and listened to the Midseason Classic on television and radio. 56 players from both the National and American Leagues came to Toronto to participate. Of those 56 players, 49 saw action as the American League defeated the National League by a 4-2 count. Toronto pitcher Jimmy Key was credited with the win in his second career All-Star Game appearance. Joe Carter was 1-for-1 with a run scored and Roberto Alomar went 0-for-4. It was the fourth consecutive win for the American League dating back to 1988.





MANAGER AND COACHES

CHARLIE MONTOYO



MONTOMOY CHARLIE

25 MANAGER

BIRTHDATE October 17, 1965
 OPENING DAY AGE 56
 BIRTHPLACE Florida, Puerto Rico
 RESIDENCE Sahuarita, AZ

APPOINTED:

- Named Manager of the Toronto Blue Jays on October 25, 2018.

PERSONAL:

- Jose Carlos Montoyo Diaz.
- Attended San Jose De Anza (CA) Junior College and Louisiana Tech.
- He and his wife, Samantha, have two sons, Tyson and Alexander.
- Is featured in *Where Nobody Knows Your Name: Life in the Minor Leagues of Baseball*, a 2015 book by best-selling author John Feinstein.

PROFESSIONAL CAREER:

- Selected by the Milwaukee Brewers in the 6th round of the 1987 First-Year Player Draft.
- Played 10 seasons as an infielder in the minors: six with the Brewers, two with the Expos and two with the Phillies.
- Played in four Major League games for the Expos in 1993...Went 2-for-5 (.400) with three RBI, including a two-out, pinch-hit RBI single off Gary Wayne in his 1st career plate appearance on Sept. 7 vs. COL...His other MLB hit was a two-run double off Chris Hammond on Sept. 29 at FLA.

COACHING & MANAGERIAL CAREER:

- Joined the Rays organization on Oct. 31, 1996 and managed at every Minor League level over 18 seasons while amassing a 1,266-1,142 (.526) record.
- Won a division title with Short-A Hudson Valley in 1998.
- Took Class-A Bakersfield to the playoffs in 2001.
- Claimed a Southern League title in 2006 while with Double-A Montgomery.
- Spent eight seasons (2007-2014) as manager of the Triple-A Durham Bulls and led the club to seven International League South Division Titles, six trips to the IL finals and two Governors' Cup Championships (2009, 2013), including the Triple-A title in 2009.
- Compiled a 633-515 (.551) record while with Durham and had his No. 25 retired on May 26, 2016...Was inducted into the International League Hall of Fame in January, 2016.
- Garnered much recognition while with the Bulls, including IL Manager of the Year (2010, 2013), Baseball America Triple-A Manager of the Year (2007), IL All-Star Team Manager (2010, 2014), Baseball America Minor League Manager of the Year (2009), and Minor League Baseball's Mike Coolbaugh Award (2009).
- Named Futures Game coach for the World Team (2010, 2011, 2013) and was also a coach for Puerto Rico in the 2009 World Baseball Classic.
- Joined Tampa Bay's big-league staff as Third Base Coach from 2015-2017.
- Spent the 2018 season as the Rays' Bench Coach.
- Joined the Blue Jays as Manager for the 2019 season.
- Took Toronto to the playoffs as a Wild Card team in 2020 without playing a single game in Toronto...Finished 3rd in AL Manager of the Year voting...Became the only manager in MLB history to have 90+ losses in his 1st season at the helm and then make playoffs in his 2nd season.
- Led Toronto to 91 wins in 2021 while managing in three different home cities...Went 10-11 at TD Ballpark in Dunedin, FL, 12-11 at Sahlen Field in Buffalo, NY, and 25-11 in Toronto...The .694 winning percentage at Rogers Centre was the highest in team history.

PLAYING CAREER:

	AVG	G	AB	R	H	2B	3B	HR	RBI	BB	SO	SB
Minor Totals	.266	1028	3340	579	889	148	20	38	400	744	459	72
MAJOR TOTALS	.400	4	5	1	2	4	0	0	3	0	0	0

MANAGERIAL/COACHING CAREER

1997	Manager, Princeton, Appalachian League (Devil Rays)
1998	Manager, Hudson Valley, New York-Penn League (Devil Rays)
1999-2000	Manager, Charleston, South Atlantic League (Devil Rays)
2001-2002	Manager, Bakersfield, California League (Devil Rays)
2003	Manager, Orlando, Southern League (Devil Rays)
2004-2006	Manager, Montgomery, Southern League (Devil Rays)
2007-2014	Manager, Durham, International League (Rays)
2015-2017	Third Base Coach, Tampa Bay Rays
2018	Bench Coach, Tampa Bay Rays
2019-	Manager, Toronto Blue Jays



RECORD AS MANAGER

Year	Club & League	W-L	PCT	Finish
1997	Princeton (Appalachian)	39-30	.565	2nd
1998	Hudson Valley (NYP)	50-26	.658	1st
1999	Charleston (South Atlantic)	65-77	.458	5th
2000	Charleston (South Atlantic)	73-66	.525	6th
2001	Bakersfield (California)	71-69	.507	3rd
2002	Bakersfield (California)	69-72	.489	4th
2003	Orlando (Southern)	65-72	.474	5th
2004	Montgomery (Southern)	57-83	.407	5th
2005	Montgomery (Southern)	67-70	.489	4th
2006	Montgomery (Southern)	77-62	.554	2nd
2007	Durham (International)	80-63	.559	1st
2008	Durham (International)	74-70	.514	1st
2009	Durham (International)	83-61	.576	1st
2010	Durham (International)	88-55	.615	1st
2011	Durham (International)	80-62	.563	1st
2012	Durham (International)	66-78	.458	3rd
2013	Durham (International)	87-57	.604	1st
2014	Durham (International)	75-69	.521	1st
2019	TORONTO (AL)	67-95	.414	4th
2020	TORONTO (AL)	32-28	.533	3rd
2021	TORONTO (AL)	91-71	.562	4th
Minor Totals		1266-1142	.526	
MAJOR TOTALS		190-194	.495	

POSTSEASON RECORD AS MANAGER

Year	Club & League	W-L	PCT	Finish
1998	Hudson Valley (NYP)	0-2	.000	Lost in Semi-Finals
2001	Bakersfield (California)	3-3	.500	Lost in Division Finals
2006	Montgomery (Southern)	6-1	.857	Won Championship
2007	Durham (International)	5-3	.625	Lost in Finals
2008	Durham (International)	4-4	.500	Lost in Finals
2009	Durham (International)	7-2	.777	Won Championship and Triple-A Title
2010	Durham (International)	4-5	.444	Lost in Finals
2011	Durham (International)	0-3	.000	Lost in Semi-Finals
2013	Durham (International)	6-1	.857	Won Championship
2014	Durham (International)	5-3	.625	Lost in Finals
2020	TORONTO (AL)	0-2	.000	Lost in Wild Card Round
Minor Totals		40-27	.597	
MAJOR TOTALS		0-2	.000	

AGE WHEN MANAGERS TOOK OVER THEIR FIRST GAME

MANAGER	FIRST GAME	AGE
Bobby Mattick	April 9, 1980	64
Cito Gaston	June 20, 2008	63
Jim Fregosi	April 6, 1999	57
Mel Queen	Sept. 24, 1997	55
Charlie Montoyo**	March 28, 2019	53
Buck Martinez	April 1, 2001	52
Roy Hartsfield	April 7, 1977	51
John Gibbons	April 2, 2013	50
Tim Johnson	April 1, 1998	48
Carlos Tosca	June 3, 2002	48
John Farrell	April 1, 2011	48
Cito Gaston	May 15, 1989	45
Jimmy Williams	April 8, 1986	42
John Gibbons	Aug. 8, 2004	42
Bobby Cox	April 6, 1982	40

** denotes active manager

MANAGERS

	G	W	L	PCT	YEARS
Gaston, Cito	1764	913	851	.518	1989-1997, 2008-2010
Gibbons, John	1582	793	789	.501	2004-2008, 2013-2018
Cox, Bobby	647	355	292	.549	1982-1985
Williams, Jimmy	522	281	241	.538	1986-1989
Hartsfield, Roy	484	166	318	.343	1977-1979
Montoyo, Charlie**	384	190	194	.495	2019-
Tosca, Carlos	382	191	191	.500	2002-2004
Fregosi, Jim	324	167	157	.515	1999-2000
Farrell, John	324	154	170	.475	2011-2012
Mattick, Bobby	268	104	164	.388	1980-1981
Martinez, Buck	215	100	115	.465	2001-2002
Johnson, Tim	162	88	74	.543	1998
Queen, Mel	5	4	1	.800	1997

** denotes active manager

John Schneider served as Interim Manager (1-1) on June 22, 2021 at MIA in the absence of Manager Charlie Montoyo (suspension) and on Sept. 23, 2021 at MIN (suspension)

DeMarlo Hale served as Interim Manager (1-1) on Aug. 4, 2015 vs. MIN in the absence of Manager John Gibbons (suspension) and on June 10 at CWS, 2013 (son's high school graduation)

Don Wakamatsu served as Interim Manager from Aug. 26-Sept. 4, 2011 (3-8) in the absence of Manager John Farrell (pneumonia) and on Sept. 26, 2011 (0-1) due to personal reasons

Brian Butterfield served as Interim Manager from July 10-11, 2009 (1-1) in the absence of Manager Cito Gaston (family funeral)

John Gibbons served as Interim Manager from May 2-3, 2003 (2-0) in the absence of Manager Carlos Tosca (daughter's graduation) and again on Sept. 5, 2003 (suspension)

Cookie Rojas served as Interim Manager from May 24-26, 2001 (1-2) in the absence of Manager Buck Martinez (family funeral)

Gene Tenace served as Interim Manager from May 27-29, 1994 (2-1) in the absence of Manager Cito Gaston (suspension)

Gene Tenace served as Interim Manager from Aug. 21-Sept. 26, 1991 (19-14) in the absence of Manager Cito Gaston (ruptured disk in lower back)

Harry Warner served as Interim Manager from May 20-29, 1978 (3-9) in the absence of Manager Roy Hartsfield (wife's illness)

Records are for regular season games only





BUDZINSKI

MARK

53
FIRST BASE
COACH

BIRTHDATE August 26, 1973
 OPENING DAY AGE 48
 BIRTHPLACE Baltimore, MD
 RESIDENCE Henrico, VA

APPOINTED:

- Named First Base Coach for the Toronto Blue Jays on November 27, 2018.

PERSONAL:

- Mark Joseph Budzinski.
- Holds his BSBA from the University of Richmond with concentrations in Marketing and Economics.
- Became a licensed realtor for RE/MAX Action Real Estate in 2012.
- Won a silver medal as an outfielder for the United States in the 2001 Baseball World Cup.

PROFESSIONAL CAREER:

- Selected by Cleveland in the 21st round of the 1995 draft and played seven years within their system, from 1995-2001.
- Also spent time in the Chicago (NL), Milwaukee, Cincinnati and Philadelphia organizations.
- Made his Major League debut with the Cincinnati Reds as a pinch-hitter on August 3, 2003 vs. SF, and appeared in a total of four big-league games with the club.

COACHING & MANAGERIAL CAREER:

- Posted a 290-269 Minor League record over four seasons managing in Cleveland's system.
- Managed Single-A Lake County to a championship appearance in 2014.
- Managed Advanced-A Lynchburg to back-to-back playoff appearances, making the semi-finals in 2015 and the finals in 2016.
- Spent the 2018 season as a Major League Coach with Cleveland, where he supported the coaching staff with advance preparation, player performance, and on-field pregame work.
- Joined the Blue Jays as First Base Coach for the 2019 season.

PLAYING CAREER:

Year	Club & League	AVG	G	AB	R	H	2B	3B	HR	RBI	BB	SO	SB
Minor Totals		.274	1235	4450	734	1221	229	74	56	469	559	1024	150
MAJOR TOTALS		.000	4	7	0	0	0	0	0	0	0	4	0

MANAGERIAL/COACHING CAREER

2014	Manager, Lake County, Midwest (Indians)
2015-16	Manager, Lynchburg, Carolina (Indians)
2017	Manager, Akron, Eastern (Indians)
2018	Major League Coach, Cleveland Indians
2019-	First Base Coach, Toronto Blue Jays

RECORD AS MANAGER

Year	Club & League	W-L	PCT	Finish
2014	Lake County (Midwest)	65-74	.468	3rd (Lost in Championship)
2015	Lynchburg (Carolina)	72-68	.514	1st (Lost in Semi-Finals)
2016	Lynchburg (Carolina)	84-56	.600	1st (Lost in Championship)
2017	Akron (Eastern)	69-71	.493	3rd

CAREER TOTALS 290-269 .519





BUSCHMANN MATT

10
BULLPEN
COACH

BIRTHDATE February 13, 1984
OPENING DAY AGE 38
BIRTHPLACE St. Louis, MO
RESIDENCE Nashville, TN

APPOINTED:

- Named Bullpen Coach for the Toronto Blue Jays on November 27, 2018.
- Also took on the role of Director of Pitching Development for the organization prior to the 2020 season.

PERSONAL:

- Matthew David Buschmann.
- Graduated from Lafayette High School in Wildwood, MO...There he earned honourable mention All-State accolades as a senior.
- Attended Vanderbilt University where he went 17-6 with a 3.31 ERA (71 ER/193.0 IP) over four seasons.

PROFESSIONAL CAREER:

- Was selected in the 15th round of the 2006 First-Year Player Draft by the San Diego Padres.
- Spent 11 years in the minors with San Diego (2006-2011), Tampa Bay (2012-2013, 2015), Oakland (2014) Cincinnati (2015), Baltimore (2015) and Arizona (2016)...Signed a Minor League deal with the Toronto Blue Jays on February 28, 2017 and was assigned to Triple-A Buffalo but did not play.
- Named to the 2007 California League Post-Season All-Star Team, the 2008 Texas League Mid-Season and Post-Season All-Star Teams, and earned Pitcher of the Week on four occasions.
- Made his Major League debut at 32 years of age for the Arizona Diamondbacks...Pitched in three games, recording three strikeouts while allowing one run over 4.1 innings for a 2.08 ERA.

COACHING CAREER:

- Held his first player development role in 2018 with the San Francisco Giants as Assistant Director of Player Development - Run Prevention.
- Landed the role of Bullpen Coach with the Blue Jays for the 2019 season.
- Also became the club's Director of Pitching Development in 2020.

PLAYING CAREER:

Year	Club & League	W-L	ERA	G	GS	CG	ShO	SV	IP	H	R	ER	BB	SO
Minor Totals		92-79	4.20	307	239	8	2	1	1468.2	1503	767	686	511	1189
MAJOR TOTALS		0-0	2.08	3	0	0	0	0	4.1	2	1	1	1	3

MANAGERIAL/COACHING CAREER

2018 Assitant Director Player Development - Run Prevention, San Francisco Giants
 2019- Bullpen Coach, Toronto Blue Jays

BIOGRAPHIES

LAST SEASON

HISTORY

RECORDS

OPPONENTS

PLAYER DEV.

MEDIA & MISC.





HOWELL DAVID

85
PITCHING
STRATEGIST

BIRTHDATE November 11, 1997
OPENING DAY AGE 24
BIRTHPLACE Cokato, MN
RESIDENCE Dunedin, FL

APPOINTED:

- Named Major League Pitching Strategist for the Toronto Blue Jays on March 13, 2022.

PERSONAL:

- David Thomas Howell.
- Attended Dassel-Cokato High School.
- Graduated from the University of Minnesota with a degree in Management Information Systems in 2018.

COACHING CAREER:

- Served as an Intern at Driveline Baseball in 2019.
- Spent time with Louisiana State University in Shreveport as a Graduate Assistant.
- While in Shreveport, worked with head coach Brent Lavallee (hired by Toronto in 2020, managing High-A Vancouver this season) to incorporate metrics into their baseball training program.
- Served as Toronto's Development Coach at the alternate training site in Rochester, NY, for the 2020 campaign.
- Spent the 2021 season as Complex Pitching Coach.
- Now serves as Major League Pitching Strategist in his 1st year with the big-league group...Responsible for conducting research and analysis to help further the club's understanding of pitcher success.

COACHING CAREER:

2020	Development Coach, Toronto Blue Jays
2021	Complex Pitching Coach, Toronto Blue Jays
2022-	Major League Pitching Strategist, Toronto Blue Jays

HITTING FOR THE CYCLE

FOR TORONTO:

PLAYER	OPP	DATE & SITE
Kelly Gruber	vs. KC	April 16, 1989 Exhibition Stadium
Jeff Frye	vs. TEX	August 17, 2001 SkyDome
Cavan Biggio	at BAL	September 17, 2019 Camden Yards

FOR OPPONENTS:


PLAYER	OPP	DATE & SITE
Mike Cabbage	vs. MIN	July 27, 1978 Metropolitan Stadium
Rich Gedman	vs. BOS	September 18, 1985 Fenway Park
George Brett	vs. KC	July 25, 1990 SkyDome
Rajai Davis	vs. CLE	July 2, 2016 Rogers Centre

What Gruber Did: Went 4-4 with a career-high six RBI...Homered in the 1st inning against Floyd Bannister and had a two-run double in the 2nd, also against Bannister...In the 7th inning, he notched a two-run triple versus Tom Gordon... In the 9th, Gruber had an RBI single off Jerry Don Gleaton to complete the cycle.

What Frye Did: Went 4-4 with three RBI to tie his career-high...Tripled in the 2nd inning off of Darren Oliver and then doubled in the 5th, again off Oliver...In the 6th, hit a two-run home run off Pat Mahomes...In the 7th inning facing Kevin Foster, Frye hit an RBI single to right-center field to complete the cycle...Became just the second ninth-hitter to hit for the cycle since 1978 as the last was Charlie Moore for Milwaukee at California on October 1, 1980.

What Biggio Did: Went 4-for-5 with three runs and two stolen bases...Homered in the 3rd inning off Chandler Shepherd...Singled to lead off the 6th inning and doubled off of Shawn Armstrong in the 8th...Drove in the go-ahead run and he knocked a two-run triple to wall on a Michael Givens offering...He and his dad, Craig (2002), became the 2nd father-son duo to ever record cycles, joining Gary and Daryle Ward.





HUDGENS DAVE

19
HITTING
STRATEGIST

BIRTHDATE December 5, 1956
OPENING DAY AGE 65
BIRTHPLACE Oroville, CA
RESIDENCE Dunedin, FL

APPOINTED:

- Named Bench Coach for the Toronto Blue Jays on November 7, 2018.
- Took on the role of Major League Hitting Strategist for the 2022 season.

PERSONAL:

- David Mark Hudgens.
- Attended Arizona State University from 1975-1978...Appeared twice in the College World Series while posting a .313 batting average across four seasons.

PROFESSIONAL CAREER:

- Selected by the New York Mets in the 1st round of the January Draft in 1975, and was also selected in the 18th round by the Milwaukee Brewers in the 1977 June Amateur Draft.
- Spent six seasons playing in Oakland and Cleveland's systems, which included a six-game Major League stint with the Athletics in 1983.

MANAGERIAL & COACHING CAREER:

- Began his coaching career in 1985 when he managed Rookie-level Pocatello in the Pioneer League.
- Managed within Oakland's system until 1988 before joining Houston as a Roving Hitting Instructor from 1989 to 1995.
- Returned to Oakland for the next 10 seasons, where in addition to coaching, he held the role of Assistant Director, Player Development from 1996-1998 and 2000-2002.
- Served as Hitting Coach for the Oakland Athletics in years 1999 and 2003-2005.
- Then joined the Cleveland Indians as their Field Coordinator from 2006-2010.
- Managed in the Venezuelan Winter League from 2009-2014, taking Caracas to the playoffs five times and winning the 2009-2010 VWL Championship.
- Served as Hitting Coach for the New York Mets from 2011-2014.
- Spent 2015-2018 with the Houston Astros as the team's Hitting Coach...Won a World Series Championship in 2017.
- Joined the Blue Jays as Bench Coach for the 2019 campaign.
- Named Major League Hitting Strategist for 2022, focused on an overarching offensive approach for each individual player as it relates to skills and competition.

PLAYING CAREER:

Year	Club & League	AVG	G	AB	R	H	2B	3B	HR	RBI	BB	SO	SB
Minor Totals		.264	672	2200	320	581	122	18	92	354	259	470	41
MAJOR TOTALS		.143	6	7	0	1	0	0	0	0	0	3	0

MANAGERIAL/COACHING CAREER

1985	Manager, Pocatello, Pioneer League (Athletics)
1986-87	Manager, Medford, Northwest League (Athletics)
1988	Manager, Arizona, Arizona League (Athletics)
1989-95	Roving Hitting Instructor, Houston Astros
1996-98	Assistant Director of Player Development, Oakland Athletics
1999	Hitting Coach, Oakland Athletics
2000-02	Assistant Director of Player Development, Oakland Athletics
2003-05	Hitting Coach, Oakland Athletics
2006-10	Field Coordinator, Cleveland Indians
2011-14	Hitting Coach, New York Mets
2015-18	Hitting Coach, Houston Astros
2019-21	Bench Coach, Toronto Blue Jays
2022-	Major League Hitting Strategist, Toronto Blue Jays

RECORD AS MANAGER

Year	Club & League	W-L	PCT.	FINISH
1985	Pocatello (Pioneer)	24-45	.348	3rd
1986	Medford (Northwest)	43-31	.581	2nd
1987	Medford (Northwest)	31-45	.408	3rd
1988	Arizona (Arizona)	34-24	.586	1st

CAREER TOTALS 132-145 .477

BIOGRAPHIES

LAST SEASON

HISTORY

RECORDS

OPPONENTS

PLAYER DEV.

MEDIA & MISC.





KIM GIL

22

FIELD
COORDINATOR

BIRTHDATE December 20, 1981
 OPENING DAY AGE 40
 BIRTHPLACE Philadelphia, PA
 RESIDENCE Tampa, FL

APPOINTED:

- Named Director, Player Development for the Toronto Blue Jays on January 23, 2016.
- Added to the team's Major League coaching staff on February 6, 2020.
- Took on the role of Field Coordinator going into the 2022 season.

PERSONAL:

- Gil Kim.
- Grew up in Pottsville, PA, and attended Pottsville Area High School before eventually graduating from Lawrenceville (NJ) High School.
- Played at Middlebury College (Middlebury, VT) in 2002, and Vanderbilt University (Nashville, TN) from 2003-2005.
- Currently resides in Tampa, FL, with his wife, Melissa.

PROFESSIONAL CAREER:

- Had a three-year playing career as an infielder.
- Played for the Omron Pioneers of the Dutch Minor Leagues, the Beijing Tigers of the China Baseball League, FC Barcelona of the Spanish Baseball League, the Tiburones de la Guaira of the Venezuelan Parallel League, and played club baseball in the Greater Brisbane Baseball League in Australia.

FRONT OFFICE & COACHING CAREER:

- Spent seven years (2009-2015) in the Texas Rangers organization, the last two years as the club's Director, International Scouting.
- Served in several other scouting roles, including Coordinator and Assistant Director, within the Rangers organization...His focus was mainly in Mexico and the Dominican Republic.
- Joined the Blue Jays in 2016 as Director, Player Development.
- Was added to the Major League coaching staff in 2020.
- Transitioned to Field Coordinator for the 2022 campaign, responsible for coordinating daily schedules, practice designs, individual development plans, and player communication.

FRONT OFFICE/COACHING CAREER:

2009-11	Mexico Scout, Texas Rangers
2012	Coordinator, International Scouting, Texas Rangers
2013	Assistant Director, International Scouting, Texas Rangers
2014-15	Director, International Scouting, Texas Rangers
2016-21	Director, Player Development, Toronto Blue Jays
2022-	Field Coordinator, Toronto Blue Jays





MARTINEZ GUILLERMO

18
HITTING
COACH

BIRTHDATE October 5, 1984
OPENING DAY AGE 37
BIRTHPLACE Managua, Nicaragua
RESIDENCE Knoxville, TN

APPOINTED:

- Named Hitting Coach for the Toronto Blue Jays on November 27, 2018.

PERSONAL:

- Guillermo Enrique Martinez.
- Attended Coral Park High School in Miami, FL.
- Played shortstop for the University of South Alabama and batted .306 in his junior year (2006).
- Founded Pro Hitting Baseball, a baseball academy in Knoxville, TN.

PROFESSIONAL CAREER:

- Was originally selected by the Chicago White Sox in the 17th round of the 2003 draft from Coral Park High School (Miami, FL) but did not sign.
- Attended the University of South Alabama.
- Was then selected by the Florida Marlins in the 15th round of the 2006 First-Year Player Draft.
- Played three seasons in the Florida Marlins system (2006-2008).
- Took part in three more campaigns of independent ball (2009-2011).

COACHING CAREER:

- Served as Minor League hitting and infield coach for the Blue Jays in 2012 and 2013.
- Was the hitting coach for Advanced-A Myrtle Beach in the Chicago Cubs organization for four years (2014-2017).
- Spent the 2018 season as Toronto's hitting coordinator.
- At 34 years old, became the youngest active hitting coach in the Majors when he was appointed to the position by the Blue Jays on Nov. 27, 2018 (later eclipsed by LAD's Robert Van Scoyoc - 32).
- Coached his batters to a franchise-record and MLB-high 262 home runs in 2021, while also leading the Majors in SLG (.466) and OPS (.797)...The club not only led the Majors in home runs but also struck out the fewest times (1, 218), joining Cleveland in 1995 as the only teams to accomplish the feat since tracking began in 1913.

PLAYING CAREER:

Year	Club & League	AVG	G	AB	R	H	2B	3B	HR	RBI	BB	SO	SB
Minor Totals		.214	147	402	32	86	11	0	1	34	32	95	4

MANAGERIAL/COACHING CAREER

2012-13	Hitting and Infield Coach, Minor League (Blue Jays)
2014-17	Hitting Coach, Myrtle Beach, Carolina League (Cubs)
2018	Hitting Coordinator, Minor League (Blue Jays)
2019-	Hitting Coach, Toronto Blue Jays

BIOGRAPHIES

LAST SEASON

HISTORY

RECORDS

OPPONENTS

PLAYER DEV.

MEDIA & MISC.





MENSE HUNTER

23
ASSISTANT
HITTING
COACH

BIRTHDATE Aug. 30, 1984
 OPENING DAY AGE 37
 BIRTHPLACE Liberty, MO
 RESIDENCE Randolph, NJ

APPOINTED:

- Named Assistant Hitting Coach for the Toronto Blue Jays on March 13, 2022.
- Has also served as Minor League Hitting Coordinator since the 2019 season.

PERSONAL:

- David Hunter Mense.
- Achieved his Master's in Sports Psychology from the University of Missouri in 2016.
- Currently resides in Randolph, NJ, with his wife, Nici, and son, Mason.

PROFESSIONAL CAREER:

- Played outfield at the University of Missouri.
- Selected by the Florida Marlins in the 17th round of the 2006 First-Year Player Draft.
- Played Minor League ball from 2006-2010, all within the Marlins' system, reaching Triple-A in his final season...Named a Mid-Season All-Star while with the Jamestown Jammers in 2006.
- Joined indy ball to play for Kansas City in 2010 (Northern League) and 2012 (American Association).
- Following his playing career, returned to the University of Missouri to finish his degree and begin his coaching career.

COACHING CAREER:

- Spent six seasons as Assistant Coach at the University of Missouri.
- Joined the San Diego Padres in 2017 as the Hitting Coach for Class-A (short) Tri-City
- Took on the role of Hitting Coach for Double-A New Hampshire for the 2018 season.
- Became Minor League Hitting Coordinator for the Toronto Blue Jays heading into the 2019 season.
- Joined the big-league squad as Assistant Hitting Coach with a focus on swing mechanics and drill design for the 2022 campaign.

PLAYING CAREER:

Year	Club & League	AVG	G	AB	R	H	2B	3B	HR	RBI	BB	SO	SB
Minor Totals		.254	349	1223	143	311	61	7	19	124	98	229	13

MANAGERIAL/COACHING CAREER

- 2017 Hitting Coach, Tri-City, Northwest League (Padres)
- 2018 Hitting Coach, New Hampshire, Eastern League (Blue Jays)
- 2019- Minor League Hitting Coordinator, Toronto Blue Jays
- 2022- Assistant Hitting Coach, Toronto Blue Jays





RIVERA LUIS

20
THIRD BASE
COACH

BIRTHDATE January 3, 1964
OPENING DAY AGE 58
BIRTHPLACE Cidra, Puerto Rico
RESIDENCE Caguas, Puerto Rico

APPOINTED:

- Named Coaching Assistant for the Toronto Blue Jays on November 10, 2010.
- Named Third Base Coach for the Toronto Blue Jays on November 26, 2012.

PERSONAL:

- Luis Antonio Rivera.
- Played Little League in Guaynabo, Puerto Rico.
- Graduated from Luis Munoz Iglesias in Puerto Rico in 1981.
- Signed by the Montreal Expos on Sept. 22, 1981.
- Had a baseball field in Puerto Rico named in his honour in 2014.

PROFESSIONAL CAREER:

- Played professionally for 18 seasons, from 1981-1998.
- Played parts of 11 seasons in the Major Leagues, from 1986-1998 with Montreal, Boston, New York (NL), Houston and Kansas City.
- Recorded his finest big-league season in 1992 with the Red Sox when he hit .258 (107-for-414) with 22 doubles, three triples, eight home runs and 40 RBI across 129 games.
- Compiled a Major League career average of .233 with 28 home runs and 209 RBI in 781 games.

COACHING & MANAGERIAL CAREER:

- Spent six seasons from 2000-2005 coaching and managing in the Cleveland Indians Player Development system...Managed the Class-A Kinston Indians to a record of 76-64 (.543) in 2005, guiding the club to the finals of the Carolina League Championship Series...Managed the Class-A Lake County Captains in 2003-2004, winning South Atlantic League Manager of the Year honours in 2003, after the Captains compiled a Minor League-best record of 97-43 (.693)...In his three seasons as Manager at Kinston and Lake County, his teams compiled a record of 246-173 (.587) and went to the playoffs twice... Was also a coach at Kinston for three seasons from 2000-2002.
- Spent four seasons as the Cleveland Indians' Infield and First Base Coach (2006-2009).
- In his first season with the Blue Jays (2010), managed the Double-A New Hampshire Fisher Cats and led them to their first postseason appearance since 2004, finishing 2nd in the Eastern Division...Lost in the first round of the playoffs to Trenton, 3-0.
- Made his debut as a Blue Jays coach in 2011 when he was named as a Coaching Assistant, and spent two seasons in that capacity.
- Returning for a 10th season as Third Base Coach and his 12th consecutive as a coach at the Major League level.

PLAYING CAREER:

Year	Club & League	AVG	G	AB	R	H	2B	3B	HR	RBI	BB	SO	SB
Minor Totals		.245	1070	3765	499	924	185	26	57	420	336	617	105
MAJOR TOTALS		.233	781	2215	249	516	114	12	28	209	171	443	20

MANAGERIAL/COACHING CAREER

2000-02	Coach, Kinston, Carolina League (Indians)
2003-04	Manager, Lake County, South Atlantic League (Indians)
2005	Manager, Kinston, Carolina League (Indians)
2006-09	Infield and First Base Coach, Cleveland Indians
2010	Manager, New Hampshire, Eastern League (Blue Jays)
2011-12	Coaching Assistant, Toronto Blue Jays
2013-	Third Base Coach, Toronto Blue Jays

RECORD AS MANAGER

Year	Club & League	W-L	PCT.	Position
2003	Lake County (SAL)	97-43	.693	1st (Lost in Championship)
2004	Lake County (SAL)	73-66	.525	3rd
2005	Kinston (Car)	76-64	.543	2nd (Lost in Championship)
2010	New Hampshire (East)	79-62	.560	2nd (Lost in Semi-Finals)

CAREER TOTALS 325-235 .580





SCHNEIDER JOHN

14
BENCH
COACH

BIRTHDATE February 14, 1980
 OPENING DAY AGE 42
 BIRTHPLACE Princeton, NJ
 RESIDENCE Clearwater, FL

APPOINTED:

- Named Major League Coach by the Toronto Blue Jays on November 27, 2018.
- Promoted to Bench Coach going into the 2022 season.

PERSONAL:

- John P. Schneider.
- Attended Lawrence Township High School in New Jersey.
- Caught at the University of Delaware...Named Colonial Athletic Association All-Conference in 2002.
- Resides in Clearwater, FL, with his wife, Jess, and two sons, Gunner and Greyson.

PROFESSIONAL CAREER:

- Selected by the Toronto Blue Jays in the 13th round of the 2002 First-Year Player Draft.
- Caught six seasons (311 games) in Toronto's Minor League system, advancing as high as Triple-A Syracuse in 2007.

COACHING & MANAGERIAL CAREER:

- Will be his 14th season in a coaching role with the Blue Jays organization.
- Spent 2008 as hitting coach for the Gulf Coast League Blue Jays...Then managed the squad from 2009-2010 and again in 2013.
- Managed the Vancouver Canadians for half a season in 2011 before leaving the club to attend a family matter...Managed the club again from 2014-2015 and led them to a division-leading 46-30 record and a finals appearance in 2014.
- Took the reins as manager of the Class-A Lansing Lugnuts for the 2016 season.
- Managed the Advanced-A Dunedin Blue Jays to 72-66 record and a Florida State League Championship in 2017 (co-champs with the Palm Beach Cardinals due to Hurricane Irma).
- Was named Manager of Double-A New Hampshire in 2018 and led the Fisher Cats to an Eastern League Championship.
- Served a coaching role at the Major League level for the first time in 2019, with a focus on the development of Major League catching.
- Landed the role of Bench Coach for the 2022 campaign.

PLAYING CAREER:

Year	Club & League	AVG	G	AB	R	H	2B	3B	HR	RBI	BB	SO	SB
Minor Totals		.206	311	928	107	191	49	0	24	111	171	302	3

MANAGERIAL/COACHING CAREER

2008	Hitting Coach, Blue Jays, GCL (Blue Jays)
2009-10	Manager, Blue Jays, GCL (Blue Jays)
2011	Manager, Vancouver, North West (Blue Jays)
2013	Manager, Blue Jays, GCL (Blue Jays)
2014-15	Manager, Vancouver, North West (Blue Jays)
2016	Manager, Lansing, Midwest (Blue Jays)
2017	Manager, Dunedin, Florida State (Blue Jays)
2018	Manager, New Hampshire, Eastern League (Blue Jays)
2019-21	Major League Coach, Toronto Blue Jays
2022-	Bench Coach, Toronto Blue Jays

RECORD AS MANAGER

Year	Club & League	W-L	PCT	Finish
2009	Blue Jays (GCL)	30-28	.517	3rd
2010	Blue Jays (GCL)	31-28	.525	2nd
2011	Vancouver (North West)	39-37	.513	2nd (Won Championship)
2013	Blue Jays (GCL)	28-32	.467	3rd
2014	Vancouver (North West)	46-30	.605	1st (Lost in Finals)
2015	Vancouver (North West)	34-42	.447	4th
2016	Lansing (Midwest)	69-71	.493	5th
2017	Dunedin (Florida State)	72-66	.522	2nd (Won Championship)
2018	New Hampshire (Eastern)	76-62	.550	2nd (Won Championship)
CAREER TOTALS		425-396	.518	





WALKER PETE

40
PITCHING
COACH

BIRTHDATE April 8, 1969
OPENING DAY AGE 52
BIRTHPLACE Beverly, MA
RESIDENCE Quaker Hill, CT

APPOINTED:

- Named Bulpen Coach for the Toronto Blue Jays on November 7, 2011.
- Named Pitching Coach for the Toronto Blue Jays on November 26, 2012.

PERSONAL:

- Peter Brian Walker.
- Earned letters in baseball and basketball at East Lyme (CT) High School...Graduated in 1987.
- Went to the University of Connecticut from 1988-1990 and helped the Huskies capture the Big East Championship in 1990.

PROFESSIONAL CAREER:

- Selected in the 7th round by the New York Mets in 1990.
- Played eight seasons in the Major Leagues, the last four with the Toronto Blue Jays.
- Made all 31 of his big-league starts and played 124 of his 144 MLB games as a Blue Jay, posting a career 20-14 record with a 4.48 ERA.
- During his best season (2002), made 20 starts with Toronto while going 10-5 record with a 4.33 ERA.

COACHING CAREER:

- Began his coaching career with the Blue Jays' organization in 2009, working with the clubs' rehabbing pitchers.
- Named Pitching Coach for Double-A New Hampshire in 2011 and led the squad to an Eastern League Championship.
- Made his debut at the Major League level in 2012 as the Blue Jays' Bulpen Coach.
- Named Pitching Coach in 2013 and saw the team ERA improve to 4.00 in 2014 from 4.21 in 2013, including an improvement in starters ERA from 4.81 to 3.96.
- Led Toronto to a league-leading 3.78 team ERA in 2016...In fact, Toronto starters posted the best marks in ERA (3.64), opponents' average (.236), OPS (.688), WHIP (1.22), H/9 (8.03), HR/9 (1.08) and QS (100)...The 100 quality starts were a franchise high (previous: 93 in 1998) and the sub-4.00 starters ERA was the only one in the AL.
- Coached a then club-record 14 different starters in 2017 to a 4.57 ERA...Had 14 different starters again in 2018...Then used 21 different starters in 2019, the 2nd most in MLB history at the time (1915 Philadelphia Athletics - 24), and needed a team-record 39 pitchers to navigate the season.
- Got his club to a collective 4.60 ERA in 2020, its best since 2017 (4.42), without pitching a single game in Toronto.
- Kept Toronto's staff at a 3.91 ERA in 2021, 5th best in the AL...The 3.79 starters' ERA ranked 3rd in the AL and was 6th best in team history...The starting rotation's 3.57 ERA after the All-Star Break was the best in the AL (3rd in MLB).
- Returns for a 10th season as Pitching Coach.

PLAYING CAREER:

Year	Club & League	W-L	ERA	G	GS	CG	ShO	SV	IP	H	R	ER	BB	SO
Minor Totals		67-65	3.77	399	115	6	0	44	1004.0	982	500	421	385	745
TORONTO TOTALS		19-14	4.32	124	31	0	0	4	308.2	320	160	148	121	179
MAJOR TOTALS		20-14	4.48	144	31	0	0	4	339.1	362	181	169	133	191

MANAGERIAL/COACHING CAREER

2009-10	Rehab Pitching Coach (Blue Jays)
2011	Pitching Coach, New Hampshire, Eastern League (Blue Jays)
2012	Bulpen Coach, Toronto Blue Jays
2013-	Pitching Coach, Toronto Blue Jays





YUDELMAN

ADAM

86
MAJOR
LEAGUE
COACH

BIRTHDATE October 4, 1993
OPENING DAY AGE 28
BIRTHPLACE Fort Myers, FL
RESIDENCE Toronto, ON

APPOINTED:

- Named Major League Coach for the Toronto Blue Jays on March 13, 2022.

PERSONAL:

- Adam Yudelman.
- Attended Canterbury School in his hometown of Fort Myers, FL.
- Went to Wake Forest University where he earned a Bachelor of Science in Mathematical Economics.

PROFESSIONAL CAREER:

- Worked on the Wake Forest women's basketball team in an analyst role.
- Interned with the Charlotte Hornets for a summer in their business analytics department.
- Joined the club as a Baseball Research Intern in 2016 and became Assistant, Baseball Research in 2017.
- Promoted to Coordinator, Baseball Research for the 2019-2021 seasons.

COACHING CAREER:

- Joined the big-league staff as Major League Coach in 2022.
- Will be focused on developing consistency throughout Major League staff game-day routines and will act as the point-person for data-driven evaluation and strategic recommendations.

COACHING CAREER

2022- Major League Coach, Toronto Blue Jays

OLDEST & YOUNGEST BLUE JAYS

OLDEST BLUE JAYS (40 YEARS OR OLDER)

Player	D.O.B	Last Game	Age at Last Game
Phil Niekro	April 1, 1939	Aug. 29, 1987	48 yrs, 4 mths, 28 days
Omar Vizquel	April 24, 1967	Oct. 3, 2012	45 yrs, 5 mths, 9 days
Darren Oliver	Oct. 6, 1970	Sept. 29, 2013	42 yrs, 11 mths, 23 days
LaTroy Hawkins	Dec. 21, 1972	Oct. 3, 2015	42 yrs, 9 mths, 12 days
Henry Blanco	Aug. 29, 1971	June 5, 2013	41 yrs, 8 mths, 7 days
Dave Stieb	July 22, 1957	Sept. 25, 1998	41 yrs, 2 mths, 3 days
Dave Winfield	Oct. 3, 1951	Oct. 24, 1992	41 yrs, 0 mths, 21 days
Matt Stairs	Feb. 27, 1968	Aug. 27, 2008	40 yrs, 6 mths, 0 days
Dave Parker	June 9, 1951	Oct. 2, 1991	40 yrs, 3 mths, 23 days
Dan Plesac	Feb. 4, 1962	May 22, 2002	40 yrs, 3 mths, 18 days
Ramon Ortiz	May 23, 1973	June 2, 2013	40 yrs, 0 mths, 10 days

YOUNGEST BLUE JAYS (20 YEARS OR YOUNGER)

Player	D.O.B	First Game	Age at First Game
Brian Milner	Nov. 17, 1959	June 23, 1978	18 yrs, 7 mths, 6 days
Elvis Luciano	Feb. 15, 2000	March 31, 2019	19 yrs, 1 mth, 14 days
Fred Manrique	Nov. 5, 1961	Aug. 23, 1981	19 yrs, 9 mths, 18 days
Manny Lee	June 17, 1965	April 10, 1985	19 yrs, 9 mths, 24 days
Roberto Osuna	Feb. 7, 1995	April 8, 2015	20 yrs, 2 mths, 1 day
Vladimir Guerrero Jr.	Mar. 16, 1999	April 26, 2019	20 yrs, 1 mth, 10 days
Miguel Castro	Dec. 24, 1994	April 6, 2015	20 yrs, 3 mths, 13 days
Travis Snider	Feb. 2, 1988	Aug. 29, 2008	20 yrs, 6 mths, 27 days





2022 TORONTO BLUE JAYS

JOSÉ BERRÍOS



NON-ROSTER

ALLGEYER

NICK

52

PITCHER

BIRTHDATE February 3, 1996
 OPENING DAY AGE 25
 BIRTHPLACE St. Louis, MO
 RESIDENCE St. Louis, MO
 INSTAGRAM nick_allgeyer

BATS/THROWS L/L
 HEIGHT/WEIGHT 6-3/225
 CONTRACT STATUS signed thru 2022
 M.L. SERVICE 0.005
 OPTIONS USED 1 of 3

PERSONAL:

- Nick Allgeyer.
- Attended Vianney High School in Kirkwood, MO.
- Played three seasons at the University of Iowa from 2015-2018 (missed 2017 after undergoing Tommy John surgery)... Went 5-4 with a 2.41 ERA (26 ER/97.0 IP) in 15 starts in his junior year...Lasted five innings in his first start of the season and then tossed at least six frames in each of his other 14 games.
- Is a huge St. Louis Blues fan and ignored his charting duties in the press box on June 12, 2019 so he could watch the Blues win Game 7 of the Stanley Cup Final.

LAST SEASON:

- Made his **MLB debut** on July 2 vs. TB...Tossed a clean 9th inning, retiring all three batters he faced on 14 pitches (seven strikes).
- Optioned on July 4.
- Appeared in 22 games (17 starts) for Triple-A Buffalo, pitching to a 5-5 record and a 5.34 ERA.
- Struck out 80 batters over 89.1 innings.

Bold – career high; Red – league high

Year	Club & League	W-L	ERA	G	GS	CG	SHO	SV	IP	H	R	ER	HR	HB	BB	IBB	SO	WP	BK	AVG
2018	Vancouver (NWL)	0-2	2.73	15	6	0	0	1	26.1	19	11	8	3	2	8	0	31	3	0	.196
2019	Dunedin (FSL)	10-6	3.95	23	22	0	0	0	118.1	113	57	52	10	7	29	0	104	6	0	.247
2021	Buffalo (AAAE)	5-5	5.34	22	17	0	0	0	89.1	95	58	53	15	3	52	0	80	4	0	.274
	TORONTO (AL)	0-0	0.00	1	0	0	0	0	1.0	0	0	0	0	0	0	0	0	0	0	.000
Minor Totals		15-13	4.35	60	45	0	0	1	234.0	227	126	113	28	12	89	0	215	13	0	.252
MAJOR TOTALS		0-0	0.00	1	0	0	0	0	1.0	0	0	0	0	0	0	0	0	0	0	.000

TRANSACTIONS

- Selected by the Toronto Blue Jays in the 12th round of the 2018 First-Year Player Draft

PROFESSIONAL CAREER:

MINORS:

- Got his pro career underway after being drafted in 2018 with Class-A (short) Vancouver.
- Made six starts and nine relief appearances for the Canadians while keeping a 2.73 ERA and a 1.03 WHIP.
- Spent his entire 2019 season with Advanced-A Dunedin.
- Went 10-6 with a 3.95 ERA over 22 starts and one relief outing.
- Named a Mid-Season All-Star and was also tabbed an MiLB.com Organization All-Star at the end of the season.
- With the 2020 Minor League season cancelled, spent the summer training and working out at Premier Pitching Performance in Wentzville, MO.

Statcast Data

	2021	Career
Strikeout %:	0.0	0.0
Walk %:	0.0	0.0
Hard Hit %:	66.7	66.7
Fastest Pitch:	93.7 MPH	July 2, 2021 vs. TB





ANDERSON SHAUN

64
PITCHER

NON-ROSTER

BIRTHDATE October 29, 1994
 OPENING DAY AGE 27
 BIRTHPLACE..... Coral Springs, FL
 RESIDENCE..... Coral Springs, FL
 INSTAGRAM..... @shaun.anderson_

BATS/THROWS R/R
 HEIGHT/WEIGHT 6-6/228
 CONTRACT STATUS..... signed thru 2022
 M.L. SERVICE 2.011
 OPTIONS USED 2 of 3

PERSONAL:

- Shaun Anderson.
- Hobbies include cooking, training others/creating workout routines, and driving a golf ball...Favourite type of exercise is a Bulgarian lunge, which is supposed to help develop lower-body strength and stability.
- Attended American Heritage High School, a private prep school in Plantation, FL, before playing three seasons at the University of Florida...In his junior year as a Gator, he fashioned a 3-0 record with a 0.97 ERA and a 0.82 WHIP over 36 games.
- Drafted by Washington out of high school in 2013 but did not sign...Was selected with the final pick of the 40th round.
- Named a Rawlings Preseason All-American and Florida All Region 1st Team member in 2013.

LAST SEASON:

- Split the 2021 season between Minnesota, Baltimore, and San Diego, going 0-0 with an 8.49 ERA (22 ER/23.1 IP) over 16 contests.
- Appeared in 18 games in the Triple-A level with El Paso, Round Rock, and St. Paul, finishing the year with a combined 2-0 record and a 2.70 ERA (7 ER/23.1 IP).

Bold – career high; Red – league high

Year	Club & League	W-L	ERA	G	GS	CG	SHO	SV	IP	H	R	ER	HR	HB	BB	IBB	SO	WP	BK	AVG
2016	Lowell (NYPL)	0-0	30.38	2	2	0	0	0	2.2	12	9	9	1	0	0	0	4	3	0	.571
2017	Greenville (SALL)	3-0	2.56	7	7	0	0	0	38.2	30	12	11	2	2	11	0	37	7	0	.216
	Salem (CARL)	3-3	3.99	11	11	0	0	0	58.2	53	30	26	6	2	18	0	48	3	0	.236
	San Jose (CALL)	3-3	3.51	6	5	0	0	0	25.2	19	13	10	1	2	4	0	22	3	0	.198
2018	Richmond (EL)	6-5	3.45	17	16	0	0	0	94.0	93	42	36	9	2	22	0	93	7	0	.256
	Sacramento (PCL)	2-2	4.18	8	8	0	0	0	47.1	48	27	22	5	1	11	0	34	2	0	.261
2019	Sacramento (PCL)	2-1	3.76	8	8	0	0	0	38.1	36	18	16	3	0	13	0	41	3	0	.245
	SAN FRANCISCO (NL)	3-5	5.44	28	16	0	0	2	96.0	111	61	58	13	2	38	3	70	6	0	.291
2020	SAN FRANCISCO (NL)	0-0	3.52	18	0	0	0	0	15.1	10	6	6	3	0	12	0	18	2	0	.182
2021	El Paso (AAA)	1-0	4.40	11	0	0	0	1	14.1	13	7	7	2	0	6	0	18	3	0	.236
	Round Rock (AAA)	0-0	0.00	2	0	0	0	0	3.0	0	0	0	0	0	1	0	4	0	0	.000
	St. Paul (AAA)	1-0	0.00	5	0	0	0	0	6.0	2	0	0	0	0	3	0	5	0	0	.105
	MINNESOTA (AL)	0-0	9.35	4	0	0	0	0	8.2	13	12	9	1	1	5	0	8	0	0	.317
	BALTIMORE (AL)	0-0	0.00	7	0	0	0	0	10.0	17	15	10	3	1	5	0	7	3	0	.347
	SAN DIEGO (NL)	0-0	5.79	5	0	0	0	0	4.2	6	3	3	0	0	2	1	4	0	0	.316
Minor Totals		21-14	3.75	77	57	0	0	1	328.2	306	158	137	29	9	89	0	306	31	0	.243
MAJOR TOTALS		3-5	5.75	62	16	0	0	2	134.2	157	97	86	20	4	62	4	107	11	0	.288

TRANSACTIONS

- Selected by the Boston Red Sox in the 3rd round of the 2016 First-Year Player Draft
- Traded to the San Francisco Giants along with RHP Gregory Santos in exchange for IF Eduardo Núñez on July 26, 2017
- On injured list (right middle finger blister) from Aug. 8-24, 2019
- Traded to the Minnesota Twins in exchange for OF LaMonte Wade Jr. on Feb. 4, 2021
- On injured list (left quad strain) from May 18-31, 2021
- On injured list (right hand finger blisters) from June 6-16, 2021
- Claimed off waivers by the Texas Rangers on June 18, 2021
- Claimed off waivers by the Baltimore Orioles on July 3, 2021
- Claimed off waivers by the San Diego Padres on Aug. 7, 2021
- Claimed off waivers by the Toronto Blue Jays on Nov. 19, 2021

GAME HIGHS

ML Debut	May 15, 2019 vs. TOR	ER Allowed	5 – July 17, 2019 at COL
Innings Pitched:		HR Allowed	2 – 2x, last: July 22, 2019 vs. CHC
Starter	7.0 – June 1, 2019 at BAL	Low Hit CG	None
Reliever	3.2 – June 4, 2021 at KC	Last Win	June 28, 2019 vs. ARI
Walks:		Last Save	Sept. 13, 2019 vs. MIA
Starter	3 – 6x, last: Aug. 7, 2019 vs. WAS	Last CG	None
Reliever	2 – 7x, last: Aug. 1, 2021 at DET	Last Sho	None
Strikeouts:		Last ShO	Aug. 7, 2019 vs. WAS
Starter	8 – July 12, 2019 at MIL	Last Relief App.	Sept. 30, 2021 at LAD
Reliever	4 – Sept. 1, 2019 vs. SD	Longest Win Streak	2G – June 1-12, 2019
Hits Allowed	9 – May 26, 2019 vs. ARI	Longest Losing Streak	3G – July 27, 2019-current
		Scoreless Innings Streak	5.2 – Aug. 25, 2020-May 12, 2021



MILESTONES

Category	Date	Opponent	Notes
Start	1 May 15, 2019	Toronto	ND - 5.0 IP, 2H, 3R/2ER, 3BB, 5K
Win	1 June 1, 2019	at Baltimore	as a starter - 7.0 IP, 5H, 2ER, HR, BB, 4K
Save	1 Sept. 10, 2019	Pittsburgh	1.1 IP, BB, 2K

PROFESSIONAL CAREER:**MINORS:**

- Made his professional debut for Class-A (short) Lowell in 2016 after being selected by Boston in the 3rd round out of the University of Florida...Made two appearances, both starts, yielding nine earned runs in 2.2 innings pitched, with no walks and four strikeouts.
- In 2017, made 24 appearances (23 starts) and went 9-6 with a 3.44 ERA (47 ER/123.0 IP), 33 walks, 107 strikeouts, and a .222 opponent batting average with three different teams across two organizations in his first full professional season... Began the year with Class-A Greenville in the Boston system, allowing two-or-fewer earned runs in each of his first five starts of the season...Was acquired by San Francisco on July 26 and finished the season with Class-A San Jose.
- Split the 2018 season between Double-A Richmond and Triple-A Sacramento, going a combined 8-7 with a 3.69 ERA (58 ER/141.1 IP), 33 walks, and a career-high 127 strikeouts...Ranked 3rd among Giants farmhands in strikeouts and 4th in ERA...Selected to represent the Giants at the 2018 All-Star Futures Game in Washington, D.C...Also named an Eastern League Mid-Season All-Star, but did not participate in the game due to his Futures Game selection.

2019:

- Went 3-5 with a 5.44 ERA and two saves in 28 games (16 starts) in his first season with San Francisco...In 16 starts, he went 3-4 with a 5.33 ERA (49 ER/82.2 IP) and a 1.55 WHIP.
- Earned his 1st career save on Sept. 10 vs. PIT (1.1 IP, BB, 2K).
- Picked up his 1st big league win on June 1 at BAL (7.0 IP, 5H, 2ER, HR, BB, 4K).

2020:

- Completed his 2nd season with the Giants, posting a 3.52 ERA (15.1 IP, 6 ER) in 18 games across two stints.
- Threw his slider 53.4% of the time last season, 8th highest among all right-handed pitchers (min. 250 pitches)...Posted a 39% whiff percent on the pitch while holding opposing hitters to a .108 (4-for-37) batting average.
- Ended the season on a career-best 5.1-inning scoreless streak, beginning on Aug. 25 vs. LAD.

Statcast Data

	2021	Career
Strikeout %:	15.3	17.3
Walk %:	9.7	10.0
Hard Hit %:	44.0	38.3
Fastest Pitch:	96.8 MPH	Aug. 6, 2020 at COL

MOST CONSECUTIVE OUTINGS WITHOUT ALLOWING A RUN TO START CAREER WITH BLUE JAYS - ALL-TIME

PLAYER	STREAK	START DATE	END DATE
Joaquin Benoit	18	07/27/2016	09/10/2016
Victor Cruz	13	06/24/1978	07/29/1978
B.J. Ryan	13	04/04/2006	05/03/2006
Tom Henke	11	07/29/1985	08/24/1985
Randy Moffitt	10	04/17/1983	05/18/1983





BEASLEY JEREMY

55
PITCHER

BIRTHDATE November 20, 1995
 OPENING DAY AGE 26
 BIRTHPLACE Lyons, GA
 RESIDENCE Lyons, GA
 INSTAGRAM NA

BATS/THROWS R/R
 HEIGHT/WEIGHT 6-2/235
 CONTRACT STATUS signed thru 2022
 M.L. SERVICE 0.169
 OPTIONS USED 1 of 3

NON-ROSTER

PERSONAL:

- Jeremy Lonnie Beasley.
- Attended Toombs County High School and did not receive a single offer coming out of high school...Was given an opportunity to play at Darton State College through a friend who knew the head coach...Was able to raise his velocity from the mid-80s to the low-90s in his two years there, helping lead the Cavaliers to a JUCO World Series berth in his second year.
- Spent one year at Clemson University (2017) after transferring from Darton State College (2015-2016).

LAST SEASON:

- Acquired by Toronto from Arizona for cash on April 22.
- Recalled from Triple-A Buffalo on May 11.
- Made his Blue Jays debut on May 14 vs. PHI, throwing 1.1 scoreless innings (H, BB, K).
- Appeared in eight contests for the Jays, going 0-1 with a 7.71 ERA.
- Split the rest of the season between Double-A New Hampshire and Triple-A Buffalo, combining to go 4-1 with a 3.86 ERA and 34 strikeouts over 23.1 innings.

Bold – career high; Red – league high

Year	Club & League	W-L	ERA	G	GS	CG	SHO	SV	IP	H	R	ER	HR	HB	BB	IBB	SO	WP	BK	AVG
2017	AZL Angels (AZL)	1-0	3.18	4	0	0	0	0	5.2	3	2	0	0	0	0	0	6	1	0	.150
	Orem (PIO)	2-1	3.12	13	0	0	0	1	26.0	21	12	9	3	1	12	0	31	0	0	.219
2018	Burlington (MID)	0-2	2.35	6	5	0	0	0	23.0	16	6	6	0	0	7	0	19	2	1	.198
	Inland Empire (CAL)	3-2	3.05	9	6	0	0	1	44.1	48	20	15	4	2	11	0	48	3	0	.281
2019	Mobile (SOU)	3-3	2.44	10	7	0	0	0	44.1	32	13	12	3	1	14	0	37	7	0	.206
	Salt Lake (PCL)	6-7	4.06	23	22	0	0	0	108.2	110	56	49	13	5	42	0	102	8	0	.258
2020	ARIZONA (NL)	1-0	7.90	3	3	0	0	0	13.2	19	12	12	1	1	6	0	13	0	0	.322
	New Hampshire (AANE)	0-0	0.00	1	0	0	0	0	0.1	2	0	0	0	0	0	0	1	0	0	.667
2021	Buffalo (AAAE)	1-1	7.71	3	2	0	0	0	4.2	3	4	4	1	1	2	0	8	2	0	.188
	TORONTO (AL)	3-0	2.89	17	2	0	0	0	18.2	13	7	6	0	1	15	0	26	1	0	.197
Minor Totals		20-16	3.58	88	47	0	0	2	289.0	265	132	115	25	12	109	0	290	24	1	.243
MAJOR TOTALS		0-1	7.71	8	0	0	0	0	9.1	7	9	8	3	2	9	2	13	2	0	.200

TRANSACTIONS

- Selected by the Los Angeles Angels in the 30th round of the 2017 First-Year Player Draft
- Traded to the Arizona Diamondbacks in exchange for RHP Matt Andriese on January 14, 2020
- On injured list (right shoulder strain) on August 16, 2021 for the remainder of the season
- Traded to the Toronto Blue Jays in exchange for cash considerations on April 22, 2021

GAME HIGHS

ML Debut	Aug. 11, 2020 at COL	ER Allowed	3 – May 21, 2021 vs. TB
Innings Pitched:		HR Allowed	1 – 3x, last: June 18, 2021 at BAL
Starter	None	Low Hit CG	None
Reliever	2.0 – 2x, last: June 4, 2021 vs. HOU	Last Win	None
Walks:		Last Save	None
Starter	None	Last CG	None
Reliever	3 – June 17, 2021 vs. NYY	Last Sho	None
Strikeouts:		Last Start	None
Starter	None	Last Relief App.	June 18, 2021 at BAL
Reliever	4 – May 19, 2021 vs. BOS	Longest Win Streak	None
Hits Allowed	2 – 3x, last: June 18, 2021 at BAL	Longest Losing Streak	1G – May 21, 2021-current
		Scoreless Innings Streak	3.2 – May 21-June 17, 2021

BIOGRAPHIES

LAST SEASON

HISTORY

RECORDS

OPPONENTS

PLAYER DEV.

MEDIA & MISC.



PROFESSIONAL CAREER:**MINORS:**

- Began his pro career in 2017 with the AZL Angels...After four relief appearances there, made his way to Rookie-level Orem where he kept a 3.12 ERA and a 1.27 WHIP over 13 outings (26.0 IP).
- Pitched across three levels in 2018 (Class-A, Advanced-A, Double-A) and combined to go 6-7 with a 2.66 ERA over 18 starts and seven relief appearances.
- Pitched the majority of the 2019 season with Double-A Mobile and claimed Southern League Pitcher of the Week on April 28...Went 6-7 with a 4.06 ERA over 23 games (22 starts) for the BayBears...Also pitched at the Triple-A level for the first time, making three starts for Salt Lake where he went 0-1 with a 7.90 ERA.

2020:

- Made his 1st career Major League appearance before suffering a season-ending right shoulder injury.
- Had his contract selected from Arizona's alternate training site on Aug. 10.
- Threw 0.1 inning on Aug. 11 at COL as he made his **MLB debut**...Struck out one of the three batters he faced (**Trevor Story**).
- Placed on the 10-day injured list (strained right shoulder) on Aug. 16 and was transferred to the 45-day injured list on Aug. 31.

Statcast Data

	2021	Career
Strikeout %:	27.7	28.0
Walk %:	19.1	18.0
Hard Hit %:	52.2	48.0
Fastest Pitch:	97.3 MPH	June 17, 2021 vs. NYY

MOST STRIKEOUTS IN FIRST START FOR BLUE JAYS

PLAYER	OPPONENT	IP	H	R	ER	BB	SO	WL
José Núñez	07/09/1987 vs. KC	8.0	6	1	1	0	11	W
Steven Matz	04/05/2021 at TEX	6.1	2	1	1	1	9	W
Roger Clemens	04/02/1997 vs. CWS	9.0	6	1	1	1	9	W
Anthony Kay	09/07/2019 at TB	5.2	4	2	2	3	8	ND
Trent Thornton	03/31/2019 vs. NYY	5.0	2	0	0	0	8	ND
Sean Douglass	07/26/2004 vs. NYY	5.0	5	4	4	4	8	ND
Lance Painter	05/10/2000 vs. BAL	5.0	2	1	1	1	8	W
Mike Flanagan	09/05/1987 vs. SEA	7.2	4	0	0	1	8	W
José Berríos	08/01/2021 vs. KC	6.0	5	0	0	1	7	W
Alek Manoah	05/27/2021 at NYY	6.0	2	0	0	2	7	W
Jaime García	04/02/2018 vs. CWS	6.0	4	1	1	2	7	ND
Matt Boyd	06/27/2015 vs. TEX	6.2	9	4	4	0	7	L
Marc Rzepczynski	07/07/2009 at TB	6.0	2	1	1	4	7	ND
Cory Lidle	04/01/2003 vs. NYY	6.0	7	5	5	0	7	L
Omar Daal	09/13/1997 at SEA	7.0	6	3	3	1	7	ND
Jack Morris	04/06/1992 at DET	9.0	5	2	2	3	7	W
Todd Stottlemyre	04/10/1988 at MIN	4.1	3	4	4	3	7	L
Dave Lemanczyk	04/09/1977 vs. CWS	9.0	8	3	3	5	7	L





BECCHRIS

89
CATCHER

NON-ROSTER

BIRTHDATE December 30, 1995
OPENING DAY AGE 26
BIRTHPLACE Miami, FL
RESIDENCE Miami, FL
INSTAGRAM @bec_says

BATS/THROWS R/R
HEIGHT/WEIGHT 5-9/195
CONTRACT STATUS signed thru 2022
M.L. SERVICE 0.000
OPTIONS USED 0 of 3

PERSONAL:

- Christopher Bec.
- Attended Northwestern University as a freshman and Miami Dade College as a sophomore.
- Transferred from Miami-Dade to Maine for his junior season...As a senior in 2018, batted a team-high .315 with a .918 OPS while leading the club with 16 stolen bases...Tabbed as a unanimous America East First Team selection and was named to the conference All-Tournament Team.

LAST SEASON:

- Played in three Major League Spring Training games, going 1-for-3 with an RBI and a strikeout.
- Spent the entire season with Double-A New Hampshire...Appeared in 49 games for the Fisher Cats, batting .181 with two doubles, two home runs, 14 RBI, and 19 walks (.498 OPS).
- Started 48 games behind the plate, committing just two errors (.996 fielding %).

Bold – career high; Red – league high

Year	Club and League	AVG	G	AB	R	H	2B	3B	HR	RBI	BB	IBB	SO	SB	CS	OBP	SLG	OPS	SH	SF	HBP
2018	Vancouver (NWL)	.245	49	159	25	39	8	1	3	21	27	0	34	16	0	.351	.365	.716	0	4	1
2019	Dunedin (FSL)	.232	54	168	22	39	9	1	2	24	28	0	42	16	3	.343	.333	.676	1	1	1
2021	New Hampshire (AA)	.181	49	166	20	30	2	0	2	14	19	0	47	11	3	.269	.229	.498	0	0	1
Minor Totals		.219	152	493	67	108	19	2	7	59	74	0	123	43	6	.322	.308	.630	1	5	3

TRANSACTIONS

- Selected by the Toronto Blue Jays in the 5th round of the 2018 First-Year Player Draft

PROFESSIONAL CAREER:

MINORS:

- After his draft in 2018, joined Class-A (short) Vancouver for 49 games.
- Hit .245 for the Canadians while recording 12 extra-base hits and 21 RBI.
- In 2019, played all 54 of his games with the Advanced-A Dunedin Blue Jays, batting .232 with a .676 OPS.
- Did not play in 2020 as the Minor League season was cancelled due to COVID-19 pandemic...Instead, trained at a facility near his home in Miami.
- Was one of five catchers to take part in Toronto's Fall Development League after the 2020 season.

NO SWEEPS

In 1992, the Toronto Blue Jays became only the 6th team in Major League history to complete a season without being swept in a series, joining the 1904 New York Giants, 1905 Philadelphia Athletics, 1910 Chicago Cubs, 1921 Cleveland Indians and the 1943 St. Louis Cardinals.

BIOGRAPHIES

LAST SEASON

HISTORY

RECORDS

OPPONENTS

PLAYER DEV.

MEDIA & MISC.





BERRÍOS

JOSÉ

17
PITCHER

BIRTHDATE May 27, 1994
 OPENING DAY AGE 27
 BIRTHPLACE Bayamón, Puerto Rico
 RESIDENCE Bayamón, Puerto Rico
 INSTAGRAM @jolamakina

BATS/THROWS R/R
 HEIGHT/WEIGHT 6-0/215
 CONTRACT STATUS signed thru 2028
 M.L. SERVICE 5.044
 OPTIONS USED 2 of 3

PERSONAL:

- José Orlando Berríos...Pronounced beh-REE-ohs.
- Husband to Jannieliz and father to Valentina, Sebastian, and Diego José.
- Favourite player growing up was **Iván Rodríguez**...If he wasn't a baseball player, he would be a teacher.
- Was a 2012 graduate of Papa Juan XXIII High School, one of four players from that high school to be drafted...Named 2011 Underclass High Honorable Mention and 2012 Rawlings Second-team All-American.
- Was the 14th pitcher selected in the June 2012 draft, 28 spots after his Blue Jays teammate **Kevin Gausman**.
- Played for Puerto Rico in the 2013 World Baseball Classic and made two appearances, going 0-1 with five hits and four earned runs allowed, one walk, and one strikeout in two games.
- Brother-in-law of Tigers infielder **Javier Báez** as their wives are sisters...Was in Báez's wedding party in the winter of 2019.
- Over the winter of 2018-2019, donated gym equipment and \$20,000 to Casa los Forjadores de Esperanza to improve their facilities...The facility is an orphanage in his hometown of Bayamón, Puerto Rico.

LAST SEASON:

- His 3.52 ERA was 5th best in the AL while his 192.0 innings pitched ranked 2nd.
- Set a career high with 204 strikeouts, good for 5th in the AL.
- His overall opponents' average of .229 ranked 4th in the AL...Kept right-handed hitters to .193 (71-for-368), 9th in the AL.
- His five defensive runs saved were tied for the 3rd most among all pitchers (**Dallas Keuchel** - 12, **Max Fried** - 6)...His three pickoffs were tied for tops in the AL and tied for 8th most in MLB.
- Went 5-4 with a 3.58 ERA in his 12 starts for the Blue Jays.
- Made his season debut and earned the win on April 3 at MIL with 6.0 hitless innings...Struck out **12 batters** without issuing a walk...The 12 strikeouts matched **Camilo Pascual** (April 14, 1961) for most K's by a Twins starting pitcher in his season debut.
- Fanned **Seth Brown** for his **700th career strikeout** in the 5th inning on May 15 vs. OAK...Became the 15th Twin to reach 700 strikeouts and the 28th Twin to reach 700.0 innings pitched.
- Picked up the win on June 12 vs. HOU with 7.0 innings and two runs allowed...Was his 32nd career victory at Target Field, tied with former Twin **Kyle Gibson** for most in the ballpark's history.
- Took a no-decision on July 11 vs. DET, working 7.0 innings and allowing four runs on three hits (4BB, 8K) in a game the Twins ultimately won in extra innings, 12-9...Worked at least 7.0 innings in back-to-back starts for the first time since Sept. 10-16, 2019.
- Shouldered his 4th loss of the season on July 19 at CWS in the 2nd game of a doubleheader, despite recording his 4th career complete game in a 5-3 Twins loss...Tossed 6.0 innings, allowing five runs on four hits (3 HR) with a walk and eight strikeouts...Gave him three straight starts of at least eight punchouts in the same season for the 3rd time in his career (last: Sept. 14-28, 2018).
- Made his last start for the Twins on July 24 vs. LAA, throwing 7.0 innings with two unearned runs on three hits with four strikeouts and no walks...Was his 2nd ER-free start of 2021 (April 3 at MIL).
- Acquired by Toronto from Minnesota on July 30 in exchange for **Austin Martin** and **Simeon Woods Richardson**.
- Won his Blue Jays debut on Aug. 1 vs. KC, throwing 6.0 scoreless innings with five hits, a walk, three hit batters, and [seven strikeouts](#)...Became the 13th player all-time to throw 6.0+ scoreless innings in his Blue Jays debut.
- Took a no-decision in Game 2 of a doubleheader on Aug. 7 vs. BOS...Threw 6.0 innings of one-run ball with five hits, no walks, and six strikeouts...Over his last three starts, held a 0.47 ERA (1 ER/19.0 IP) with 13H, 1BB, and 17K.
- Picked up his 2nd win as a Blue Jay on Aug. 29 at DET, giving up an unearned run and six hits over 7.0 frames with no walks and 11 strikeouts...Became the 3rd player in franchise history to go 7.0+ IP with 0ER, 0BB, and 11+ K's in a start, joining **Rogers Clemens** (2x) and **Chris Carpenter**.
- Took the loss on Sept. 14 vs. TB, despite tossing 7.0 innings of one-run ball with four hits, no walks, and four strikeouts.
- Bested his former mates on Sept. 19 in his first meeting with the Twins since being traded to the Blue Jays on July 30...Gave up three runs on four hits over 6.2 innings with a walk and six strikeouts.
- Named 2021 Pitcher of the Year for the Twins, going 7-5 in 20 starts with a 3.48 ERA...Accepted the award at a ceremony while in Minneapolis.
- Took the no-decision on Sept. 29 vs. NYY, giving up three runs on four hits over 6.0 innings with no walks and seven strikeouts...Marked his 7th straight quality start, and his 9th in 12 outings with Toronto.



Year	Club & League	W-L	ERA	G	GS	CG	SHO	SV	IP	H	R	ER	HR	HB	BB	IBB	SO	WP	BK	AVG
2012	Elizabethhton (APP)	2-0	1.29	3	3	0	0	0	14.0	8	2	2	1	1	1	0	22	1	0	.163
	Twins (GCL)	1-0	1.08	8	1	0	4	4	16.2	7	2	2	0	0	3	0	27	0	0	.121
2013	Cedar Rapids (MID)	7-7	3.99	19	19	0	0	0	103.2	105	58	46	6	9	40	0	100	13	1	.262
2014	Fort Myers (FSL)	9-3	1.96	16	16	1	1	0	96.1	78	29	21	4	4	23	0	109	5	3	.218
	New Britain (EAS)	3-4	3.54	8	8	1	0	0	40.2	33	17	16	2	2	12	0	28	1	1	.226
	Rochester (INT)	0-1	18.00	1	1	0	0	0	3.0	7	6	6	0	0	3	0	3	0	0	.438
2015	Chattanooga (SOU)	8-3	3.08	15	15	1	1	0	90.2	77	32	31	6	5	24	0	92	0	0	.232
	Rochester (INT)	6-2	2.62	12	12	0	0	0	75.2	59	24	22	6	6	14	0	83	4	1	.212
2016	Rochester (INT)	10-5	2.51	17	17	1	0	0	111.1	74	39	31	8	3	36	0	125	3	0	.191
	MINNESOTA (AL)	3-7	8.02	14	14	0	0	0	58.1	74	56	52	12	5	35	0	49	1	0	.310
2017	Rochester (INT)	3-0	1.13	6	6	0	0	0	39.2	24	8	5	2	0	8	0	39	0	0	.169
	MINNESOTA (AL)	14-8	3.89	26	25	0	0	0	145.2	131	71	63	15	13	48	0	139	7	1	.239
2018	MINNESOTA (AL)	12-11	3.84	32	32	2	1	0	192.1	159	83	82	25	13	61	1	202	2	0	.222
2019	MINNESOTA (AL)	14-8	3.68	32	32	1	0	0	200.1	194	94	82	26	9	51	0	195	8	1	.251
2020	MINNESOTA (AL)	5-4	4.00	12	12	0	0	0	63.0	57	28	28	8	3	26	0	68	5	0	.238
2021	MINNESOTA (AL)	7-5	3.48	20	20	1	0	0	121.2	95	53	47	14	8	32	0	126	3	0	.213
	TORONTO (AL)	5-4	3.58	12	12	0	0	0	70.1	64	30	28	8	7	13	0	78	0	0	.238
Minor Totals		49-25	2.77	105	98	4	2	4	591.2	472	217	182	35	30	164	0	628	27	6	.218
MAJOR TOTALS		60-47	4.04	148	147	4	1	0	851.2	774	415	382	108	58	266	1	857	26	2	.239

TRANSACTIONS

- Selected by the Minnesota Twins in the 1st round (32nd overall) of the 2012 First-Year Player Draft
- Traded to the Toronto Blue Jays in exchange for INF Austin Martin and RHP Simeon Woods Richardson on July 30, 2021

GAME HIGHS

ML Debut	April 27, 2016 vs. CLE	ER Allowed	9 – Aug. 6, 2019 vs. ATL
Innings Pitched:		HR Allowed	3 – 6x, last: July 19, 2021
Starter	9.0 – 2x, last: June 7, 2018 vs. CWS	Low Hit CG	3 – April 1, 2018 at BAL
Reliever	1.1 – Sept. 29, 2017 vs. DET	Last Win	Sept. 19, 2021 vs. MIN
Walks:		Last Save	None
Starter	6 – Aug. 9, 2018 at CLE	Last CG	July 19, 2021 at CWS
Reliever	0 – Sept. 29, 2017 vs. DET	Last Sho	April 1, 2018 at BAL
Strikeouts:		Last Start	Sept. 29, 2021 vs. NYY
Starter	12 – 2x, last: April 3, 2021 at MIL	Last Relief App.	Sept. 29, 2017 vs. DET
Reliever	1 – Sept. 29, 2017 vs. DET	Longest Win Streak	5G – April 14-May 7, 2019
Hits Allowed	12 – May 13, 2019 vs. LAA	Longest Losing Streak	4G – Aug. 25-Sept. 16, 2016
		Scoreless Innings Streak	17.0 – July 24-Aug. 7, 2021

MILESTONES

Category	Date	Opponent	Notes
Start	1 April 27, 2016	Cleveland	L - 4.0 IP, 6H, 5ER, 0HR, 2BB, 5K
Win	1 May 2, 2016	at Houston	5.1 IP, 3H, 2ER, 5BB, 8K
ShO (1)	1 April 1, 2018	at Baltimore	9.0 IP, 3H, 1BB, 6K
10+ Strikeout Games (13)	13 Sept. 24, 2021	at Minnesota	10 strikeouts

PROFESSIONAL CAREER:

MINORS:

- In 2012, named Twins Minor League Pitcher of the Month for August, going 3-0, 0.90 ERA (2 ER/20.0 IP) with 29 strikeouts and nine hits allowed in four starts.
- Ranked 6th-best prospect in Twins organization by Baseball America entering 2013 season.
- Named a 2013 Midwest League Mid-Season All-Star...Named 90th best prospect in baseball by MLB.com and 75th best by BaseballProspectus.com entering 2014.
- In 2014, was named Florida State League Mid- and Post-season All-Star...Started for the World Team in the SiriusXM Futures Game July 13 at Target Field, pitching 1.0 perfect inning...Combined to go 12-8, 2.76 ERA (43 ER/140.0 IP) with 140 strikeouts and 38 walks in 25 starts between all three stops...Recipient of the Jim Rantz Award as Twins Minor League Pitcher of the Year.
- In 2015, named Southern League Midseason All-Star while pitching for Chattanooga...Started for the World Team in the SiriusXM Futures Game for the second straight season, July 12 at Great American Ball Park, pitching 1.0 shutout inning with one walk allowed...Led all of Minor League Baseball in strikeouts and tied for 9th in wins...Named Triple-A All-Star and Minor League All-Star by Baseball America...Recipient of the Jim Rantz Award as Twins Minor League Pitcher of the Year for the second straight season, becoming the 1st back-to-back winner of the award.

2016:

- Made his **MLB debut** in a start April 27 vs. CLE, allowing five runs on six hits in 4.0 innings pitched and was dealt the loss... At 21 years, 336 days, he became the youngest Twins pitcher to debut as a starter since **Pat Mahomes** (21 years, 247 days) on April 12, 1992 against TEX.
- Earned his 1st Major League win May 2 at HOU, allowing two runs on three hits in 5.1 innings pitched, with five walks and eight strikeouts.
- Made 14 starts for the Twins throughout the season, going 3-7 with an 8.02 ERA.



2017:

- Became the 3rd Twins pitcher in last 30 years to pitch into the 8th and win each of first two starts (**Brad Radke** in 2001 and **Andrew Albers** in 2013).
- Won six of his first seven decisions from May 13-June 21...According to Elias, became the 2nd Twins pitcher since 1980 to win at least six of his first seven appearances in one season (**Brad Radke** in 2001)...Became the 1st pitcher in franchise history (1901-present) to win six games that early in the calendar year after not pitching in the majors in April.
- Went 9-1 with a 2.41 ERA (18 ER/67.1 IP) in 11 home games (10 starts) and 5-7, 5.17 ERA (45 ER/78.1 IP) in 15 road starts...Held right-handed hitters to a .222 batting average and left-handers to a .260 average.
- Pitched in relief in AL Wild Card Game October 3 at NYY, allowing three runs on five hits in 3.0 innings pitched and was dealt the loss.

2018:

- Reached 200 strikeouts for the season, the 21st time in club history for a pitcher to do so (8th different pitcher), and the first Twin to reach 200 strikeouts since **Francisco Liriano** in 2010 (201)...Finished with 202 strikeouts, the most for a Twin since **Johan Santana** had 235 in 2007.
- Led the Twins in wins (12), complete games (2), and strikeouts (202)...Tied for 1st in starts (32) and ranked 2nd in innings pitched (192.1).
- Given Joseph W. Haynes Award for Twins Pitcher of the Year, voted on by the Twin Cities Chapter of the BBWAA...Also awarded the Carl R. Pohlad Community Service Award.
- Made his season debut on April 1 at BAL, pitching his 1st career complete game shutout, allowing three hits with one walk and six strikeouts.
- Went 9-7 with a 3.68 ERA (52 ER/127.1 IP) in 20 starts pre-All-Star Break and was selected to his 1st All-Star Game where he pitched 1.0 hitless inning with a walk.

2019:

- Was the Opening Day starter on March 28 vs. CLE, pitching 7.2 scoreless innings with two hits allowed, one walk, and 10 strikeouts...Set a club record for strikeouts by an Opening Day starter, surpassing the previous high of eight done by **Brad Radke** (1996), **Bert Blyleven** (1975), and **Dean Chance** (1968).
- Named to the American League All-Star team for the 2nd straight season...Tossed 1.0 frame with one hit and two strikeouts.
- Set the Twins club record for most strikeouts (559) through first 100 career games, surpassing **Bert Blyleven**, who struck out 553 through 100.
- Made 1st career postseason start (2nd appearance) in Game 1 of the ALDS at NYY on Oct. 4, allowing three runs (one earned) on four hits with three walks and six strikeouts in 4.0 innings.


2020:

- Named the Twins' Opening Day starter for 2nd straight year and the 2nd time in his career.
- Went 4-1 with a 2.57 ERA (8 ER/28.0 IP) in Interleague Play...The four wins were tied for the most in the majors, and the most by a Twin since **Phil Hughes** had four in 2014.
- Led the club in games started (12), while ranking 2nd in innings pitched (63.0), quality starts (4), and pitching WAR (1.1).
- Started Game 2 in AL Wild Card Sept. 30 vs. HOU, allowing one run on two hits in 5.0 innings pitched with two walks and four strikeouts as the Twins lost, 3-1.

Statcast Data

	2021	Career
Strikeout %:	26.1	23.9
Walk %:	5.8	7.4
Hard Hit %:	38.3	34.2
Fastest Pitch:	97.9 MPH	Sept. 14, 2017 vs. TOR





BIAGINI

JOE

41
PITCHER

NON-ROSTER

BIRTHDATE May 29, 1990
 OPENING DAY AGE 31
 BIRTHPLACE Redwood City, CA
 RESIDENCE Santa Clara, CA
 INSTAGRAM NA

BATS/THROWS R/R
 HEIGHT/WEIGHT 6-4/230
 CONTRACT STATUS signed thru 2022
 M.L. SERVICE 4.083
 OPTIONS USED 3 of 3

PERSONAL:

- Joseph Carlo Biagini.
- Selected by the San Francisco Giants in the 26th round of the 2011 First-Year Player Draft out of the University of California, Davis.
- Made 13 appearances for UC-Davis in 2011 after transferring from the College of San Mateo.
- His father, **Rob**, played in the San Francisco Giants' Minor League system from 1981-1982.
- Made an appearance on *The Tonight Show Starring Jimmy Fallon* on November 19, 2016 to take part in a skit in which Fallon made up for a missed high-five from earlier in the week when Biagini was sitting in the crowd.

LAST SEASON:

- Earned the win in his lone Major League outing of the season for the Cubs on Oct. 3 at STL, tossing 3.0 scoreless innings (2H, BB, HB, 2K).
- Went 3-8 with a 5.50 ERA (56 ER/91.2 IP) in 22 games (19 starts) for Triple-A Iowa, walking 43 and striking out 85.

Bold – career high; Red – league high

Year	Club & League	W-L	ERA	G	GS	CG	ShO	SV	IP	H	R	ER	HR	HB	BB	IBB	SO	WP	BK	AVG
2012	Augusta (SAL)	0-4	7.41	9	9	0	0	0	34.0	36	33	28	4	0	29	0	36	7	0	.267
	Salem-Keizer (NOR)	2-4	4.27	14	12	0	0	0	59.0	54	32	28	5	3	18	0	63	6	0	.248
2013	Augusta (SAL)	7-6	5.03	20	20	0	0	0	96.2	102	63	54	5	4	42	0	79	6	0	.267
2014	San Jose (CAL)	10-9	4.01	23	23	0	0	0	128.0	133	58	57	5	6	46	0	103	10	0	.275
2015	Richmond (EAS)	10-7	2.42	23	22	0	0	0	130.1	112	45	35	5	4	34	0	84	7	0	.228
2016	TORONTO (AL)	4-3	3.06	60	0	0	0	1	67.2	69	28	23	3	5	19	1	62	3	0	.259
2017	Buffalo (INT)	1-1	3.12	4	4	0	0	0	17.1	13	6	6	2	0	6	0	14	2	0	.210
2018	TORONTO (AL)	3-13	5.34	44	18	0	0	1	119.2	125	78	71	15	2	42	0	97	6	0	.265
2018	Buffalo (INT)	0-3	4.57	4	4	0	0	0	21.2	19	12	11	1	1	8	0	13	1	0	.232
2018	TORONTO (AL)	4-7	6.00	50	4	0	0	0	172.0	96	50	48	14	6	24	0	53	8	0	.323
2019	Round Rock (PCL)	0-0	27.00	2	0	0	0	0	1.2	3	5	5	0	0	3	0	3	1	0	.375
	TORONTO (AL)	3-1	3.78	50	0	0	0	1	50.0	50	22	21	8	1	17	3	50	2	0	.259
	HOUSTON (AL)	0-1	7.36	13	0	0	0	0	14.2	21	13	12	6	0	9	0	10	1	0	.350
2020	HOUSTON (AL)	0-0	20.77	4	0	0	0	0	4.1	10	10	10	1	0	4	0	4	1	0	.435
2021	Iowa (AAAE)	3-8	5.50	22	19	0	0	0	91.2	99	57	56	14	6	43	1	85	5	1	.272
	CHICAGO (NL)	1-0	0.00	1	0	0	0	0	3.0	2	0	0	0	1	1	0	2	0	0	.200
Minor Totals		33-42	4.34	121	113	0	0	0	580.1	571	311	280	41	24	229	1	480	45	1	.257
MAJOR Totals		15-25	5.03	222	22	0	0	3	331.1	373	201	185	47	15	116	4	278	21	0	.283

WILD CARD GAME RECORD

Year	Club & Opp.	W-L	ERA	G	GS	CG	ShO	SV	IP	H	R	ER	HR	HB	BB	IBB	SO	WP	BK	AVG
2016	TOR vs. BAL	0-0	0.00	1	0	0	0	0	0.2	0	0	0	0	0	0	0	2	0	0	.000

DIVISION SERIES RECORD

Year	Club & Opp.	W-L	ERA	G	GS	CG	ShO	SV	IP	H	R	ER	HR	HB	BB	IBB	SO	WP	BK	AVG
2016	TOR vs. TEX	0-0	0.00	2	0	0	0	0	3.0	2	0	0	0	0	0	0	1	0	0	.182

LEAGUE CHAMPIONSHIP SERIES RECORD

Year	Club & Opp.	W-L	ERA	G	GS	CG	ShO	SV	IP	H	R	ER	HR	HB	BB	IBB	SO	WP	BK	AVG
2016	TOR vs. CLE	0-0	0.00	3	0	0	0	0	3.2	1	0	0	0	0	1	0	3	1	0	.083

TRANSACTIONS

- Selected by the San Francisco Giants in the 26th round of the 2011 First-Year Player Draft
- Selected by the Toronto Blue Jays in the Rule 5 Draft on December 10, 2015
- On injured list (left oblique strain) from Sept. 1-13, 2018
- Traded to the Houston Astros along with RHP Aaron Sanchez and OF Cal Stevenson in exchange for OF Derek Fisher on July 31, 2019
- On injured list (sore right shoulder) from July 28-August 15, 2020
- Signed by the Chicago Cubs on February 4, 2021
- Signed by the Toronto Blue Jays on March 10, 2022



GAME HIGHS

ML Debut	April 8, 2016 vs. BOS	ER Allowed	7 – July 2, 2017 vs. BOS
Innings Pitched:		HR Allowed	3 – Sept. 10, 2019 vs. OAK
Starter	8.0 – Sept. 12, 2017 vs. BAL	Low Hit CG	None
Reliever	3.1 – Aug. 19, 2018 at NYY	Last Win	Oct. 3, 2021 at STL
Walks:		Last Save	April 15, 2019 at MIN
Starter	4 – 2x, last: Sept. 23, 2017 vs. NYY	Last CG	None
Reliever	3 – July 9, 2017 vs. HOU	Last ShO	None
Strikeouts:		Last Start	May 20, 2018 vs. OAK
Starter	10 – Sept. 1, 2017 at BAL	Last Relief App.	Oct. 3, 2021 at STL
Reliever	5 – May 3, 2017 at NYY	Longest Win Streak	3G – 3x, last: April 18-July 13, 2019
Hits Allowed	10 – 2x, last: May 3, 2018 (G2) at CLE	Longest Losing Streak	10G – Aug. 27, 2017-June 6, 2018
		Scoreless Innings Streak	20.2 – July 9-Aug. 25, 2016

MILESTONES

Category	Date	Opponent	Notes
Start	1 May 7, 2017	at Tampa Bay	4.0 IP, 2H, 1R, 0ER, 0BB, 4K
Win	1 May 3, 2016	Texas	as a reliever – 2.0 IP, 2H, K
Save	1 May 19, 2016	at Minnesota	1.0 IP, H, K
10+ Strikeout Games			
	1 Sept. 1, 2017	at Baltimore	10 strikeouts

PROFESSIONAL CAREER:

MINORS:

- His 2.42 ERA in 2015 was 2nd best in the Eastern League (**Michael Fulmer**-2.14) and ranked 4th in all of Double-A baseball...Ranked 7th in the Eastern League with 10 wins.

2016:

- Made his **MLB debut** on April 8 vs. BOS (1.0, K)...Fanned **David Ortiz** for his 1st career strikeout.
- Picked up his 1st career victory on May 3 vs. TEX after tossing 2.0 scoreless innings in a 10-inning walk-off win.
- Recorded his 1st career save on May 19 at MIN (1.0, H, K).
- On Sept. 3 at TB, surrendered his 1st career homer (**Kevin Kiermaier**)...Entered with a MLB-best 62.0 innings pitched without allowing a home run...His 49 games without giving up a home run set a new club mark to start a career, passing **Aaron Loup** (44 games)...Was the longest such streak since **Dan Otero** started his career with 55 homerless games (63.2 IP) from April 7, 2012 until April 25, 2014 for SF and OAK.
- Issued just one walk to the final 47 batters he faced (including regular and postseason).
- Was one of four relievers in the 2016 postseason to post a 0.00 ERA through the first three rounds of the playoffs (**Roberto Osuna**, **Andrew Miller** and **Cody Allen**)...Is one of five relievers to not allow an earned run in postseason play in club history joining **Roberto Osuna** (2016), **Aaron Sanchez** (2015), **Jim Acker** (1985) and **Dennis Lamp** (1985).
- Joined teammate **Aaron Sanchez** as the only rookie relievers in franchise history to record an ERA of 0.00 in the playoffs (**Sanchez** did so in 2015)...Opponents hit just .120 off of him in the playoffs, which ranks as the 4th-lowest opposition average in a single postseason for a reliever in Blue Jays history (minimum 6.0 IP)...It was also the lowest opposition average among all relievers in that postseason.

2017:

- Went 2-12 with a 5.73 ERA and a .279 opponents' average as a starter in 2017 (1.48 WHIP).
- Went 1-1 out of the bullpen with a 4.26 ERA (15 ER/31.2 IP), a .223 opponents' average and a 1.17 WHIP.
- Nine of his last 10 relief appearances were scoreless outings (.184 AVG, 7-for-38).
- Struck out five batters on May 3 at NYY, a career-best in a relief appearance.
- Made his 1st career start on May 7 at TB (4.0 IP, 2H, 1R, 0ER, 0BB, 4K).
- Had his best Major League start on Sept. 1 at BAL, recording a career-high 10 strikeouts over 7.0 scoreless innings.
- On Sept. 12 vs. BAL, went a career-best 8.0 innings (6H, 2ER, 2K) and earned a no-decision as Toronto came back in the bottom of the 9th for a 3-2 victory.

2018:

- Went 0-3 with a 7.71 ERA in his four starts (16 ER/18.2 IP, 26H, 9BB, 13K)...Was 4-4 with a 5.40 ERA in 46 relief appearances (32 ER/53.1 IP, 70H, 15BB, 40K).
- Placed on the DL with a left oblique strain from Sept. 1-13.
- Earned his 1st win of the season on July 6 vs. NYY, ending his career-long streak of 10 consecutive lost decisions (Aug. 27, 2017-June 6, 2018).

2019:

- Dealt to the Astros at the trade deadline on July 31...Pitched in a career-high 63 games (50 with Toronto, 13 with Houston).
- Pitched in the Astros combined no-hitter on Aug. 3 vs. SEA, tossing a scoreless 8th inning (the 12th no-hitter in club history and second combined no-hitter).

2020:

- Appeared in four games for the Astros, surrendering 10 runs over 4.1 innings (10H, 4BB, 4K).
- Spent time on the injured from July 28-August 15 dealing with a sore right shoulder.

Statcast Data

	2021	Career
Strikeout %:	15.4	19.0
Walk %:	7.7	7.9
Hard Hit %:	11.1	33.2
Fastest Pitch:	97.8 MPH	Sept. 20, 2018 vs. TB





BICHETTE BO

11

INFIELDER

BIRTHDATE March 5, 1998
OPENING DAY AGE 24
BIRTHPLACE..... Orlando, FL
RESIDENCE..... St. Petersburg, FL
INSTAGRAM..... @boflows

BATS/THROWS R/R
HEIGHT/WEIGHT 6-0/190
CONTRACT STATUS..... signed thru 2022
M.L. SERVICE 2.063
OPTIONS USED 0 of 3

PERSONAL:

- Bo Joseph Bichette.
- Son of four-time All-Star **Dante Bichette** who played for California, Milwaukee, Colorado, Cincinnati, and Boston over 14 Major League seasons (1988-2001).
- Played on a Florida Travel Baseball team with former Blue Jays teammates **Forrest Wall** and **Sean Reid-Foley** in 2013.
- Attended Lakewood High School in St. Petersburg, FL.
- Drafted 66th overall in 2016, two spots behind the Mets' selection of **Pete Alonso**.
- Heading into 2018, was ranked as the 8th overall MLB prospect by Baseball America, 14th by MLB, and 19th by Baseball Prospectus.
- Ranked as Toronto's 2nd-best prospect and the 8th overall prospect by Baseball America going into 2019...Ranked 11th overall by MLB and 12th overall by Baseball Prospectus.
- Named Toronto's nominee for the 2021 Roberto Clemente Award.

LAST SEASON:

- Tied for 1st in MLB with 58 multi-hit games while 2nd with 191 hits, T-9th with 310 total bases, 15th with a .298 AVG, and T-15th with 102 RBI...His 25 stolen bases were tied for 9th most (1 CS).
- His 121 runs scored were the 2nd most in MLB.
- Led AL batters with 191 hits.
- Named an All-Star for the 1st time in his career, a reserve at shortstop...Went 0-for-1 while playing 4.0 innings at short.
- His 289 hits are the most in franchise history by a player in his first 234 career games (2nd: **Bob Bailor** - 256).
- Became the only player in MLB history with 30+ HR, 200+ H, 20+ SB, 40+ 2B, 100+ RBI, 100+ R, and a .300 AVG in his first 162 career games.
- Doubled on April 4 at NYY for his [100th career hit](#) in what was his 78th game, setting the franchise record for fewest games to reach 100 career hits (2nd: **Alex Rios** - 85 games).
- Hit his first two home runs of the season on April 6 at TEX, his [3rd career multi-homer game](#)...Gave him a franchise-best 18 homers in his first 80 career games (2nd: **Fred McGriff** - 16)...His 47 XBH tied for 6th most in MLB history by a player in his first 80 games (9th with 187 total bases).
- Recorded a career-high [five RBI](#) on April 10 vs. LAA, tied for the most in a single game by a Blue Jays shortstop (last: **Troy Tulowitzki** - Aug. 10, 2016 vs. TB).
- Tied a career-high with an 11-game hitting streak from April 3-14 (also: July 29-Aug. 9, 2019)...Went 16-for-45 (.356) with four doubles, four homers, and 10 RBI over that stretch (1.099 OPS).
- [Homered twice](#) on April 14 vs. NYY, including his [2nd career walk-off home run](#) in the bottom of the 9th (also: Sept. 13, 2019 vs. NYY)...Was his 2nd multi-homer game of the season and 4th of his career.
- Drilled his [7th home run](#) on April 30 vs. ATL, tied for the most by a Blue Jays shortstop in the month of April (also: **Alex Gonzalez** in 2010)...Homered in consecutive games for the 3rd time in his career.
- Followed a **Marcus Semien** leadoff home run with his [9th longball](#) on May 16 vs. PHI...Marked the 5th time in team history that the first two batters of a game homered (last: **Curtis Granderson** & **Lourdes Gurriel Jr.** on July 27, 2018 at CWS)...Had an exit velocity of 112.0 MPH, the hardest hit homer of his career.
- Swatted a [home run in both games](#) of the doubleheader on May 27 at NYY, the 12th player in Blue Jays history to do so.
- Set a career high with his [12th homer](#) of the year on June 12 at BOS, eclipsing the 11 bombs he hit in 2019...The blast travelled 468 feet, the farthest hit ball of his career.
- Went 4-for-5 with a walk and five runs scored on June 13 at BOS, becoming the 3rd player in franchise history with a four-hit, five-run game (**Orlando Hudson** - May 13, 2004 vs. BOS; **Josh Donaldson** - May 26, 2015 vs. CWS)...Cranked his [13th longball](#), homering in consecutive games for the 3rd time in 2021 (5th career)...Was his 1st four-hit game of the season.
- Became the fastest player in franchise history to [30 career home runs](#) with a blast on June 15 vs. NYY, doing so in his 140th game (2nd: **Lourdes Gurriel Jr.** - 143 games).
- Had a career-long 21 game on-base streak from June 19-July 18 (1)...Went 30-for-86 (.349) with four doubles, two home runs, and 17 RBI over that span.
- Drilled his [17th homer](#) on July 24 at NYM, surpassing his combined total from 2019 (11) and 2020 (5).
- Launched a [two-run home run](#) on July 30 vs. KC, his 19th bomb of the year...Marked the most homers by a Blue Jays shortstop in the team's first 100 games of a season (**Alex Gonzalez** - 17 HR in 2010).
- Crushed his [20th longball](#) on Aug. 5 vs. CLE, his 10th go-ahead shot of the season...At 23 years of age, became the youngest shortstop in team history to reach the 20-homer mark in a season (2nd: **Tony Batista** - 25 years old in 1999).
- Went 2-for-5 on Aug. 28 at DET with an RBI and his 20th stolen base of the year...Joined **Paul Molitor** (20-for-20 in 1994) as the only Blue Jays ever with 20 straight successful stolen base attempts to start a season.
- Snapped a 19-game homerless drought on Aug. 29 at DET with his [21st](#) of the year, his first since Aug. 5 vs. CLE.
- Went [4-for-4](#) on Sept. 5 vs. OAK to extend his hitting streak to 10 games, one shy of his career-best (11 games, 2x).
- Led off the night on Sept. 9 at NYY with his [22nd homer](#), his 1st leadoff bomb of the year (3rd career)...Went 3-for-5 with a pair of RBI.
- Drilled his [25th home run](#) on Sept. 15 vs. TB while picking up a career-high-tying five RBI.
- Hit his [27th](#) & [28th](#) bombs on Sept. 29 vs. NYY, the most in a season by a Toronto shortstop (**Tony Batista** - 26 HR in 1999)...Reached 100 RBI for the 1st time in his career...Was his 3rd multi-homer game of the year and the 5th of his career.
- Went 2-for-3 on Sept. 30 vs. NYY with his 25th stolen base of the year...Became the 3rd player in team history with 25+ SB, 25+ HR, and 100+ RBI in a season, joining **Jose Canseco** (1998) and **Shawn Green** (1998).

BIOGRAPHIES

LAST SEASON

HISTORY

RECORDS

OPPONENTS

PLAYER DEV.

MEDIA & MISC.



Bold – career high; Red – league high

Year	Club and League	AVG	G	AB	R	H	2B	3B	HR	RBI	BB	IBB	SO	SB	CS	OBP	SLG	OPS	SH	SF	HBP
2016	GCL Blue Jays (GCL)	.427	22	82	21	35	9	2	4	36	6	0	17	3	0	.451	.732	1.183	0	3	0
2017	Lansing (MID)	.384	70	284	60	109	32	3	10	51	28	0	55	12	3	.448	.623	1.071	0	0	5
	Dunedin (FSL)	.323	40	164	28	53	9	1	4	23	14	2	26	10	4	.379	.463	.842	0	2	2
2018	New Hampshire (EAS)	.286	131	539	95	154	43	7	11	74	48	1	101	32	11	.343	.453	.796	1	5	2
2019	Dunedin (FSL)	.545	4	11	4	6	2	0	0	1	5	0	3	1	0	.688	.727	1.415	0	0	0
	Buffalo (INT)	.275	56	222	34	61	16	2	8	32	19	0	48	15	5	.333	.473	.806	1	1	1
	TORONTO (AL)	.311	46	196	32	61	18	0	11	21	14	0	50	4	4	.358	.571	.929	0	1	1
2020	TORONTO (AL)	.301	29	123	18	37	9	1	5	23	5	1	27	4	1	.328	.512	.840	0	0	0
2021	TORONTO (AL)	.298	159	640	121	191	30	1	29	102	40	0	137	25	1	.343	.484	.828	0	4	6
Minor Totals		.321	323	1302	242	418	111	15	37	217	120	3	250	73	23	.380	.515	.894	2	11	10
MAJOR TOTALS		.301	234	959	171	289	57	2	45	146	59	1	214	33	6	.345	.506	.850	0	5	7

ALL-STAR GAME RECORD

Year	League and City	AVG	G	AB	R	H	2B	3B	HR	RBI	BB	IBB	SO	SB	CS	OBP	SLG	OPS	SH	SF	HBP
2021	AL at COL	.000	1	1	0	0	0	0	0	0	0	0	1	0	0	.000	.000	.000	0	0	0

WILD CARD RECORD

Year	Club and Opp.	AVG	G	AB	R	H	2B	3B	HR	RBI	BB	IBB	SO	SB	CS	OBP	SLG	OPS	SH	SF	HBP
2020	TOR vs. TB	.000	2	6	0	0	0	0	0	1	1	0	1	0	0	.125	.000	.125	0	1	0

HOME RUN BREAKDOWN

Total	H	A	ONE GAME			GS	LO	XN	IP	PH	RHP	LHP
			2	3	4							
45	21	24	5	0	0	0	3	1	0	0	32	13

TRANSACTIONS

- Selected by the Toronto Blue Jays in the 2nd round of the 2016 First-Year Player Draft
- On injured list (right knee sprain) from August 16-September 12, 2020

GAME HIGHS

ML Debut	July 29, 2019 at KC	Stolen Bases	2 – 2x, last: May 6, 2021 at OAK
Runs	5 – June 13, 2021 at BOS	Last ML Home Run	Oct. 2, 2021 vs. BAL
Hits	5 – Aug. 12, 2020 vs. MIA	Longest Hitting Streak	11G – 2x, last: April 3-14, 2021
Home Runs	2 – 5x, last: Sept. 29, 2021 vs. NYY	Longest On-Base Streak	21G – June 19-July 18, 2021
RBI	5 – 2x, last: Sept. 15, 2021 vs. TB	Longest Hitless Streak	16AB – April 23-28, 2021

MILESTONES

Category	Date	Opponent	Pitcher	Notes
Hit	1 July 29, 2019	at Kansas City	Keller	Single
Home Run	1 July 31, 2019	at Kansas City	Junis	1R
Multi-HR Game	1 Aug. 20, 2019	at Los Angeles (NL)	Kershaw, Kershaw	1R, 1R
	2 Sept. 5, 2019	at Tampa Bay	Pruitt, Drake	1R, 2R
	3 April 6, 2021	at Texas	Dunning, Bush	1R, 1R
	4 April 14, 2021	New York (AL)	Kluber, Green	1R, 1R
	5 Sept. 29, 2021	New York (AL)	Cole, Holmes	1R, 1R
Leadoff HR	1 Aug. 20, 2019	at Los Angeles (NL)	Kershaw	—
	2 Sept. 5, 2019	at Tampa Bay	Pruitt	—
	3 Sept. 9, 2021	at New York (AL)	Cortez Jr.	—
Walk-off HR	1 Sept. 13, 2019	New York (AL)	Lyons	1R, 12th inning
	2 April 14, 2021	New York (AL)	Green	1R, 9th inning
Extra-Inning HR	1 Sept. 13, 2019	New York (AL)	Lyons	1R, 12th inning
RBI	1 July 31, 2019	at Kansas City	Junis	HR, 1R
Stolen Base	1 Aug. 6, 2019	at Tampa Bay	Roe	3rd base, part of DS
			C-d'Arnaud	



PROFESSIONAL CAREER:

MINORS:

- Began his pro career in 2016 with 22 games for the GCL Blue Jays...Batted .427 with a 1.183 OPS while driving in 36 runs en route to a Post-Season All-Star selection.
- Started the 2017 season with Class-A Lansing and slashed .384/.448/.623 over 70 contests...Was a Futures Game Selection and a Mid-Season All-Star.
- Jumped up to Advanced-A Dunedin in July of 2017 and played 40 games there to round out his season...Hit .323 (53-for-164) while with Dunedin, including 14 extra-base hits and 23 RBI.
- His honours at the end of 2017 included MiLB.com Organizational All-Star, Post-Season All-Star, MiLB.com Fans' Choice for Breakout Prospect, MiLB.com Staff Choice for Best Offensive Player, Baseball America Minor League All-Star, Baseball America Low Class-A All-Star, Midwest League MVP, and Midwest League Prospect of the Year.
- Played his entire 2018 campaign for Double-A New Hampshire...Slashed .286/.343/.453 with 61 extra-base hits and 32 steals over 131 games...Named an Eastern League Mid-Season All-Star and was a Futures Game Selection...Started at shortstop and went 1-for-3 to help the U.S. Futures to a 10-6 victory.
- Ranked 1st in the Eastern League in hits (154), 1st in doubles (43), 1st in runs (95), 1st in total bases (244), T-1st in triples (7), 2nd in steals (32), T-5th in RBI (74) and 10th in batting average (.286)...Batted .346 (9-for-26) in six playoff games, including a double, two RBI and three stolen bases as the Fisher Cats claimed the Eastern League Championship.
- At the end of the season, was named an Eastern League Post-Season All-Star and an MiLB.com Organizational All-Star.

2019:

- Became the 1st player in team history to start his career with a hitting streak of 11 games, ahead of **Jesse Barfield** (8G in 1981) and **Ryan Goins** (8G in 2013)...Was also the 3rd longest by a player 21 years old or younger to begin a career, behind **Rocco Baldelli** (13G in 2013) and **Eddie Murphy** (12G in 1912)...Hit .408 (20-for-29) with nine doubles and four homers over that 11-game stretch.
- Went 16-for-42 (.381) when leading off the 1st inning (5-2B, 2HR, 3BB)...His .381 AVG in such at-bats led the Majors (min. 40 PA) and was the 7th highest by a rookie dating back to 1974 (when leadoff stats were first recorded)...His 1.065 OPS leading off for his team was 3rd highest that season and 3rd highest by a rookie all-time (*courtesy STATS*).
- The 17-game on-base streak to start his career was the longest in team history (**Aaron Hill** - 9G in 2005) and tied for the 2nd longest all-time to begin a career by a player 21 or younger (**Rocco Baldelli** - 24G in 2003; **Bill Russell** - 17G in 1969).
- His 29 extra-base in his first 43 games tied **Ryan Braun** (2007) for the 2nd most ever in a player's first 43 career games, trailing only **Joe DiMaggio** (31 in 1936).
- Had his contract selected from Triple-A Buffalo on July 29 and made his **MLB debut** that night at KC...**Singled** in his 1st at-bat, becoming the 33rd player in team history to pick up a hit in his 1st career AB.
- Hit his **1st home run** off of **Jakob Junis** on July 31 at KC, doing so at 21 years and 148 days old to become the youngest player in team history to homer from the leadoff spot...Also doubled and singled for his 1st **three-hit game**...Tied a team record with six hits in his first three career games (5th time).
- Connected for his **2nd home run** on Aug. 4 at BAL, batting ahead of **Cavan Biggio**, forming the 1st set of rookie back-to-back home runs in team history.
- On Aug. 5 at TB, **homered** again, doing so in back-to-back games for the 1st time in his career...Became the 2nd Blue Jay all-time to hit three home runs in his first eight career games, joining **Carlos Delgado** (1993).
- Singled and doubled on Aug. 6 at TB, becoming the 1st player in MLB history to record 10 extra-base hits in his first nine games (7-2B, 3-HR), surpassing **Alvin Davis** (9 in 1984), **Trevor Story** (9 in 2016) and **Pete Alonso** (9 in 2019).
- Recorded his **4th home run** on Aug. 8 vs. NYY...Became the 8th Blue Jay to homer in his Rogers Centre debut.
- Had a **double** in nine straight games from July 31-Aug. 8, surpassing **Derrek Lee** (8G in 2000) and **Yadier Molina** (8G in 2016) for the longest in Major League history.
- His nine-game extra-base hit streak from July 31-Aug. 8 (9-2B, 4-HR) was the longest by a rookie since **Ted Williams** in 1939 (4th rookie all-time to do so).
- Singled twice and doubled twice on Aug. 12 vs. TEX for his 1st career **four-hit game**...Gave him 15 extra-base hits, the most in a player's first 15 career games in MLB history.
- At 21 years and 168 days old on Aug. 20 at LAD, established himself nationally in Los Angeles with two home runs off of **Clayton Kershaw**...Became the youngest Blue Jay all-time to hit a **leadoff home run**...In the 6th inning, hit his **2nd homer** off of **Kershaw** (6th player to ever do so) for his 1st career multi-HR game.
- Finished a triple shy of the cycle on Aug. 24 at SEA and joined **Carlos Delgado** as the only Blue Jays to record eight home runs in their first 25 career games.
- Registered 39 hits in August, the most by a Toronto rookie in any calendar month (**Alex Rios**, **Reed Johnson**, **Steve Stiggs** - 34), and the most by any Blue Jays batter since **Melky Cabrera** had 40 in April of 2014.
- Recorded his 2nd **multi-HR** game on Sept. 5 at TB...Became the 4th Blue Jays rookie to hit two leadoff home runs in a season, joining **Rick Bosetti** (1978), **Reed Johnson** (2003) and **Devon Travis** (2015)...Hit 10 homers in his first 34 MLB games, the most by any Blue Jay (**Carlos Delgado** - 8; **Brett Lawrie** - 8)...His **leadoff home run** came on the 13th pitch, the first leadoff homer in a plate appearance of at least 13 pitches since **Dave Martinez** hit the 15th pitch out on June 23, 1989 at CHC...Marked the first Toronto homer on the 13th pitch or more since **Dave Berg** (13) on July 8, 2004 vs. SEA.
- Hit his 1st career **walk-off home run** in the 12th inning off **Tyler Lyons** on Sept. 13 vs. NYY, which was also his 1st career extra-inning home run...At 21 years, 192 days old, became the youngest Blue Jay ever to hit a walk-off homer, ahead of **Willie Canate** (21.219 on July 18, 1993 vs. KC), and the youngest to hit an extra-inning blast, ahead of **Brett Lawrie** (21.230 on Sept. 5, 2001 vs. NYY)...Also singled, doubled and drew a walk as part of a 3-for-5 night.
- Was **hit by a pitch** on Sept. 19 vs. BAL by **Gabriel Ynoa** and missed the remainder of the season due to concussion symptoms.

2020:

- Doubled [twice](#) on July 30 at WAS, becoming the 6th player in MLB history with 20+ doubles in his first 50 career games.
- Hit his [1st home run](#) of 2020 on Aug. 6 at ATL...Was his 12th career homer, reaching the dozen homer mark the fastest in team history (53 games).
- Hit Toronto's [1st home run](#) at Sahlen Field in Buffalo, NY, on Aug. 11 vs. MIA...Homered in back-to-back games for the 1st time in 2020.
- Set a career high with [five hits](#) as he homered and singled four times on Aug. 12 vs. MIA...At 22 years old, became the youngest player in team history with a five-hit game, ahead of **Roy Howell** (23 in 1977), and the youngest to homer in three straight games...Also swiped two bases, becoming the only shortstop in the modern era with five hits, a home run and two stolen bases in the same game...The previous MLB player to accomplish such a feat was **Andrew McCutchen** on May 14, 2010 at CHC (5H, 1HR, 2SB).
- Belted a [three-run homer](#) on Aug. 14 vs. TB, becoming the youngest player in team history to homer in four consecutive games...Became just the 3rd player ever to record 38+ XBH in his first 59 games (**Joe DiMaggio** - 46; **Cody Bellinger** - 38).
- Went seven consecutive games with an extra-base hit and an RBI from Aug. 6-14, the longest streak by a shortstop since 1920 - when RBI became an official stat.
- Placed on the injured list with a right knee sprain from Aug. 16-Sept. 11...Among AL hitters at the time of his injury, ranked 2nd in AVG (.361), 4th in OPS (1.063), and 5th in SLG (.672).
- Strung together a 10-game hitting streak around his IL stint from Aug. 5-Sept. 12 (17-for-40, 2-2B, 5 HR, 11 RBI), one shy of his career best (11G from July 29-Aug. 8, 2019).
- Recorded his [1st career triple](#) on Sept. 20 at PHI...Also doubled giving him 42 career extra-base hits, tied for 5th most in MLB history by a player in his first 69 MLB games, behind **Joe DiMaggio** (50), **Ted Williams** (44), **José Abreu** (43) and **Bob Meusel** (43).
- Made his postseason debut in Game 1 of the ALWC on Sept. 29 at TB...Drove in Toronto's lone run with a [sac fly](#) in the 8th inning...Became the 2nd youngest player in franchise history to pick up a playoff RBI (**Junior Felix** - 22 in Game 3 and Game 4 of the 1989 ALCS vs. OAK).

Career-Highs - Statcast

	Speed/Distance	Date
Hardest Hit Ball:	115.5 MPH	April 17, 2021 at KC
Farthest Hit Ball:	468 feet	June 12, 2021 at BOS
Top Sprint Speed:	30.1 ft/s	Aug. 27, 2019 vs. ATL





BIGGIO CAVAN



INFIELDER

BIRTHDATE April 11, 1995
 OPENING DAY AGE 26
 BIRTHPLACE Houston, TX
 RESIDENCE Houston, TX
 INSTAGRAM @cb_2_3

BATS/THROWS L/R
 HEIGHT/WEIGHT 6-2/200
 CONTRACT STATUS signed thru 2022
 M.L. SERVICE 2.129
 OPTIONS USED 0 of 3

PERSONAL:

- Cavan Thomas Biggio.
- Son of seven-time All-Star, five-time Silver Slugger, four-time Gold Glove Award winner and Hall of Famer **Craig Biggio**, who played his entire 20-year career with the Houston Astros.
- Attended St. Thomas High School in Houston, TX, and was selected by the Phillies in the 29th round of the 2013 draft but did not sign.
- Went on to play for the University of Notre Dame...Batted .246 in his freshman year, .258 as a sophomore, and .311 in his junior year.
- Ranked by Baseball America as Toronto's 9th-best prospect heading into the 2019 season (10th by MLB).
- Participated in the 2020 Blue Jays Winter Tour in Calgary, AB.

LAST SEASON:

- Followed up a **Marcus Semien** blast with his **1st home run** of the season on April 5 at TEX, forming Toronto's 1st pair of back-to-back homers of 2021.
- Had his 20-for-20 career streak of stolen bases snapped on May 7 at HOU...Were the most successful attempts to begin a career in club history (**Shannon Stewart** - 10), and tied for 6th most in MLB history.
- Hit his **3rd home** of the year on May 8 at HOU...Was the 1st of his career at Minute Maid Park where his father, **Craig Biggio**, hit 79 home runs (T-3rd all-time).
- Landed on the injured list with a cervical spine ligament sprain from May 22-June 10.
- Drilled his **4th bomb** of the year on June 12 at BOS, his first since May 8 at HOU.
- Launched his **5th longball** on June 13 at BOS, homering in back-to-back games for the 2nd time in his career (also: Aug. 30-31, 2019).
- Crushed his **6th home run** of the year on June 16 vs. NYY, the 3rd in his last five games.
- Placed on IL for the second time in 2021 with mid-back tightness from Aug. 3-Sept. 27.
- Went **3-for-4** with an RBI on Oct. 1 vs. BAL, his 1st game since Aug. 3.
- Played 22 total rehab games with Triple-A Buffalo, batting .182 (14-for-77) with two doubles, three homers, and 11 RBI.

Bold – career high; Red – league high

Year	Club and League	AVG	G	AB	R	H	2B	3B	HR	RBI	BB	IBB	SO	SB	CS	OBP	SLG	OPS	SH	SF	HBP
2016	Vancouver (NWL)	.282	53	202	24	57	11	3	0	21	29	0	28	9	3	.382	.366	.748	0	2	5
	Lansing (MID)	.222	9	36	3	8	1	0	0	5	4	0	7	2	0	.310	.250	.560	0	1	1
2017	Dunedin (FSL)	.233	127	463	75	108	17	5	11	60	74	3	140	11	7	.342	.363	.705	6	7	6
2018	New Hampshire (EAS)	.252	132	449	80	113	23	5	26	99	100	4	148	20	8	.388	.499	.887	1	8	5
2019	Buffalo (INT)	.312	43	138	23	43	8	1	6	27	34	0	28	5	1	.448	.514	.962	0	1	1
	TORONTO (AL)	.234	100	354	66	83	17	2	16	48	71	0	123	14	0	.364	.429	.793	0	2	2
2020	TORONTO (AL)	.250	59	220	41	55	16	0	8	28	41	0	61	6	0	.375	.432	.807	0	0	3
2021	Buffalo (AAA)	.182	22	77	15	14	2	0	3	11	11	0	26	0	0	.289	.325	.614	0	1	1
	TORONTO (AL)	.224	79	250	27	56	10	1	7	27	37	2	78	3	1	.322	.356	.678	1	4	1
Minor Totals		.251	386	1365	220	343	62	14	46	223	252	7	377	47	19	.371	.418	.789	7	20	19
MAJOR TOTALS		.235	238	824	134	194	43	3	31	103	149	2	262	23	1	.354	.408	.762	1	6	6

WILD CARD RECORD

Year	Club and Opp.	AVG	G	AB	R	H	2B	3B	HR	RBI	BB	IBB	SO	SB	CS	OBP	SLG	OPS	SH	SF	HBP
2020	TOR vs. TB	.125	2	8	0	1	1	0	0	0	0	0	6	0	0	.125	.250	.375	0	0	0

HOME RUN BREAKDOWN

Total	ONE GAME												
	H	A	2	3	4	GS	LO	XN	IP	PH	RHP	LHP	
31	16	15	2	0	0	1	1	0	0	0	0	27	4

TRANSACTIONS

- Selected by the Toronto Blue Jays in the 5th round of the 2016 First-Year Player Draft
- On injured list (cervical spine ligament sprain) from May 22-June 10, 2021
- On injured list (mid-back tightness) from Aug. 3-Sept. 27, 2021

BIOGRAPHIES

LAST SEASON

HISTORY

RECORDS

OPPONENTS

PLAYER DEV.

MEDIA & MISC.



GAME HIGHS

ML Debut	May 24, 2019 vs. SD	Stolen Bases	2 – Sept. 17, 2019 at BAL
Runs	3 – 6x, last: April 5, 2021 at TEX	Last ML Home Run	July 19, 2021 vs. BOS
Hits	4 – Sept. 17, 2019 at BAL	Longest Hitting Streak	7G – Sept. 17-23, 2019
Home Runs	2 – 2x, last: June 17, 2019 vs. LAA	Longest On-Base Streak	32G – Aug. 23, 2019-July 26, 2020
RBI	4 – 3x, last: Sept. 17, 2019 at BAL	Longest Hitless Streak	17AB – July 19-26, 2019

MILESTONES

Category	Date	Opponent	Pitcher	Notes
Hit	1 May 26, 2019	San Diego	Erlin	Single
Home Run	1 May 26, 2019	San Diego	Wisler	1R
Multi-HR Game	1 June 13, 2019	at Baltimore	Ynoa, Lucas	1R, 1R
	2 June 17, 2019	Los Angeles (AL)	García, Peña	1R, 2R
Grand Slam HR	1 June 29, 2019	Kansas City	Bailey	5th inning
Leadoff HR	1 Aug. 7, 2020	at Boston	Weber	—
RBI	1 May 26, 2019	San Diego	Wisler	1R, HR
Stolen Base	1 June 1, 2019	at Colorado	Gray	2nd base
			C-Wolters	

PROFESSIONAL CAREER:

MINORS:

- Kicked off his pro career in 2016 with the Class-A (short) Vancouver Canadians...Hit .282 with 14 extra-base hits and 21 RBI there...Was named a Mid-Season All-Star.
- Was promoted to Class-A Lansing for nine games to round out his 2016 campaign...Batted .222 with a double and four RBI for the Lugnuts.
- Played his entire 2017 season for Advanced-A Dunedin...Led the Florida State League with 75 runs and 74 walks while ranking T-8th in RBI (60)...Named a Florida State League Mid-Season All-Star.
- Spent all of 2018 with Double-A New Hampshire...Led the Eastern League in home runs (26), walks (100), slugging percentage (.499) and OPS (.887)...Ranked 2nd in RBI (99), 3rd in OBP (.388), 4th in total bases (244), T-8th in triples (5) and T-10th in stolen bases (20)...Named a Mid-Season All-Star for the third straight year.
- In the playoffs, went 6-for-20 (.300) with a double, a home run, six walks (.462 OBP) and nine RBI across six games to help the Fisher Cats to an Eastern League Championship.
- At season's end, claimed Eastern League Most Valuable Player and Eastern League Rookie of the Year...Was also named an MiLB.com Organizational All-Star and a Post-Season All-Star.
- Played for the Surprise Saguaros in the Arizona Fall League and was named one of the 2018 Rising Stars as he slashed .262/.400/.415 with four doubles, two homers, and 10 RBI over 19 games.

2019:

- Finished 5th in AL Rookie of the Year voting.
- Ended the season on a [29-game](#) on-base streak, the longest by a Blue Jay in 2019 and the longest ever by a Toronto rookie ([Russ Adams](#) - 27G in 2005)...Had seven doubles, two triples, six home runs, 17 RBI, and 25BB/34K for a .446 OBP over that stretch...Marked the longest on-base streak by a Blue Jay since [Jose Bautista's](#) 33-game stretch in 2016.
- His walk rate of 6.06 PA/BB was 4th highest in MLB (min. 400PA).
- Posted a .364 on-base percentage, the highest among AL rookies and the 3rd highest ever by a Toronto rookie ([Eric Hinske](#) - .365 in 2002; [John Olerud](#) - .364 in 1990).
- Recorded 71 walks through his first 100 career games, the most ever by a Blue Jay.
- Became the 5th player in MLB history with at least 16 home runs, 71 walks, and 14 stolen bases in a rookie campaign (last: [Scott Rolen](#) in 1997).
- Did not ground into any double plays in 68 opportunities, the 2nd most without doing so among all MLB hitters.
- Had his contract selected from Triple-A Buffalo on May 24 and made his **MLB debut** that night vs. SD (0-for-3, 2K)...Along with [Vladimir Guerrero Jr.](#), became the 1st sons of baseball Hall of Famers to play on the same team.
- Collected his [1st MLB hit](#) on May 26 vs. SD as he singled in the 2nd inning...Then hit his [1st career home run](#) in the 4th, a solo blast into the 4th deck off of [Matt Wisler](#)...Added a single in the 5th inning, becoming the 10th player in Blue Jays history to record a three-hit game within his first three MLB contests (last: [Rowdy Tellez](#) - Sept. 6, 2018 vs. CLE).
- On June 13 at BAL, became the 5th player in Blue Jays history to have a [multi-HR game](#) within his first 15 career contests, joining [Doug Ault](#), [Carlos Delgado](#), [J.P. Arenchibia](#) (2x), and [Vladimir Guerrero Jr.](#)
- Recorded his [2nd multi-HR game](#) on June 17 vs. LAA, joining [J.P. Arenchibia](#) (Aug. 7, 2010 vs. TB and April 1, 2011 vs. MIN) as the only batters in team history with two multi-HR games within their first 19 career games.
- Notched his [1st career grand slam](#) on June 29 vs. KC...Was the 3rd go-ahead grand slam by a Blue Jays rookie all-time ([Glenallen Hill](#) - Sept. 1, 1989 vs. MIN; [Brett Lawrie](#) - Aug. 10, 2011 vs. OAK)...Set a career high with his four-RBI day.
- Went 3-for-4 with four RBI on July 1 vs. KC, joining [Junior Felix](#) (1989) as the only players in team history to record two 4+ RBI efforts within their first 32 career games.
- Became the 4th player since 1920 with 6+ HR, 5+ SB and 25+ BB in his first 35 MLB games ([Barry Bonds](#) - 1986; [Chris Dickerson](#) - 2009; [Kris Bryant](#) - 2015).
- Reached 50 hits and 50 walks in 74 games, the fastest in team history ([Fred McGriff](#) - 92G in 1986-1987).
- On Aug. 4 at BAL, followed [Bo Bichette's](#) home run with his [9th blast](#) of the season...Marked the 1st time in franchise history that two rookies hit consecutive homers.
- Hit the [10th home run](#) of his career and his 1st off of a left-handed pitcher ([Ryan Yarbrough](#)) on Aug. 6 at TB.
- Homered in back-to-back games for the 1st time on Aug. 30-31 vs. HOU.



- On Sept. 17 at BAL, joined **Kelly Gruber** (April 16, 1989 vs. KC) and **Jeff Frye** (Aug. 17, 2001 vs. TEX) as the only Blue Jays to [hit for the cycle](#)...Was his 1st career four-hit game and his 1st three-XBH game...He and his dad, **Craig** (2002), became the 2nd father-son duo to ever record cycles, joining **Gary** and **Daryle Ward**...Also stole two bases in a game for the 1st time...Donated his batting gloves from the game to the National Baseball Hall of Fame.
- Became the 9th Toronto rookie to ever reach the **15-HR mark** when he accomplished the feat on Sept. 19 at BAL.
- Became the 1st player in team history to [bunt for a double](#) when he beat the shift, pushing a ball over the head of a charging third baseman (**Joey Wendle**) on Sept. 27 vs. TB.
- Played in each of the Bisons' 43 games before his callup, batting .312 (43-for-138) with 15 extra-base hits, 27 RBI, and a 34BB/28K ratio.


2020:

- Tied for 3rd in the Majors with 265 plate appearances and finished T-4th in runs scored (41) as he played in all but one of Toronto's 60 games.
- Drew 41 walks, tied for 2nd most in the AL...His walk rate of 6.46 PA/BB ranked 4th.
- His .390 OBP when batting 1st was the 2nd highest in the AL (**DJ LeMahieu** - .423)...His .375 OBP for the season ranked 9th among AL batters.
- Registered a 15.6 chase percentage, the lowest among all qualified hitters (2nd: **Mike Trout** - 16.4%)...His 63.8% pitches taken marked the 4th highest rate in MLB.
- Led the team with 16 doubles, tied for 3rd most in the AL and tied for 6th most in the Majors.
- Played 2B (37G), 3B (10G), LF (1G), CF (3G), and RF (11G).
- Went 6-for-6 swiping bases to reach 20-for-20 in stolen base attempts for his career, the most successful consecutive attempts to begin a career in club history (**Shannon Stewart** - 10), and tied for 6th most in MLB history.
- Hit a [three-run homer](#) on Opening Night, July 24 at TB...Was Toronto's first Opening Day home run since **Kevin Pillar** on March 28, 2018 vs. NYY.
- Put together a 32-game on-base streak from Aug. 23, 2019-July 26, 2020...Recorded seven doubles, two triples, eight homers, 23 RBI, and 26BB/43K for a .444 OBP and a 1.036 OPS over the stretch...Was the longest active streak in the Majors, the 10th longest in team history, and the longest by a Blue Jay since **Jose Bautista's** 33-game streak in 2016.
- Connected for his [2nd home run](#) to end a 0-for-15 drought on July 30 at WAS.
- Hit his [1st career leadoff](#) home run on Aug. 7 at BOS.
- Notched his 4th home run of the season and the [20th of his career](#) on Aug. 9 at BOS.
- On Aug. 17 at BAL, went 3-for-5 with three RBI and his [6th homer](#) in a 7-2 Blue Jays win...He and **Randal Grichuk** became the 7th duo since 1920 (when RBI became a stat) to bat in the top two spots of the order and drive in all 7+ runs for a team.
- Drove in a run in the 10th inning on Aug. 21 at TB with a leadoff double for his 1st career [extra-inning hit](#) and RBI...Finished 3-for-3 with a walk to reach base four times.
- Recorded a 22-game on-base streak from Aug. 7-30, the longest active streak in MLB at the time and tied for 2nd longest in the AL in 2020 (**Alex Bregman** - 25; **José Abreu** - 22)...Went 26-for-81 (.321) with seven doubles, four homers, 14 RBI and 18 walks for a .461 OBP and 1.016 OPS during that span.
- On Sept. 12 vs. NYM, reached the [100-walk](#) milestone in what was his 145th career game, the fastest in team history (**Fred McGriff** - 182G)...Became the 9th player in MLB history to reach 100 career walks in 145 or fewer games.
- Scored his [100th career run](#) on Sept. 21 vs. NYY...Reached 100 runs the fastest in team history (154 games), ahead of **Eric Hinske** (159 games)...Became the 5th AL player all-time to reach 100 runs and 100 walks in his first 154 games...Became the 2nd player ever with 100 runs, 100 walks and 20 stolen bases in such a span, joining **Jim Gilliam** (150 games with Brooklyn in 1953).
- Hit his [7th home run](#) on Sept. 22 vs. NYY, ending a career-long 34-game homerless drought.
- [Homered](#) in the 6th inning on Sept. 26 vs. BAL, giving him an extra-base hit in four straight games for the 1st time in his career.
- Made his postseason debut in Game 1 of the ALWC on Sept. 29 at TB...[Doubled](#) in the 8th inning for his 1st career playoff hit...Became the 9th Blue Jay all-time to pick up an extra-base hit in his 1st postseason game.

Career-Highs - Statcast

	Speed/Distance	Date
Hardest Hit Ball:	109.6 MPH	June 20, 2021 at BAL
Farthest Hit Ball:	429 feet	July 27, 2019 vs. TB
Top Sprint Speed:	29.8 ft/s	Sept. 13, 2019 vs. NYY





NON-ROSTER

BIRD GREG

3

INFIELDER

BIRTHDATE November 9, 1992
 OPENING DAY AGE 29
 BIRTHPLACE Memphis, TN
 RESIDENCE Tampa, FL
 INSTAGRAM @gregbird33

BATS/THROWS L/R
 HEIGHT/WEIGHT 6-3/220
 CONTRACT STATUS signed thru 2022
 M.L. SERVICE 4.095
 OPTIONS USED 0 of 3

PERSONAL:

- Gregory Paul Bird.
- Born in Memphis, TN, before moving to Colorado at the age of 10.
- Was a catcher at Grandview High School (graduated in 2011)...Batted .553 with 12 home runs and 38 RBI as a senior and was named the 2011 Gatorade Colorado High School Player of the Year...Participated in the Under Armour All-America Game in 2010.
- Drafted by the Yankees in the 5th round in 2011...Had committed to play at the University of Arkansas before signing with New York.

LAST SEASON:

- Played 112 games for Triple-A Albuquerque, batting .267 with career highs in home runs (27) and RBI (91).
- His 91 RBI led all Triple-A West batters...Ranked 4th in homers and while his .894 OPS ranked 5th (min. 350 AB).
- Marked his first season without a trip to the injured list since 2015.

Bold – career high; Red – league high

Year	Club and League	AVG	G	AB	R	H	2B	3B	HR	RBI	BB	IBB	SO	SB	CS	OBP	SLG	OPS	SH	SF	HBP
2011	Yankees (GULF)	.083	4	12	0	1	0	0	0	0	1	0	4	0	0	.154	.083	.237	0	0	0
2012	Yankees (GULF)	.286	17	49	9	14	2	1	0	5	11	0	13	0	0	.419	.367	.786	0	1	1
	Staten Island (NYPL)	.400	11	40	4	16	4	0	2	8	6	1	10	0	0	.489	.650	1.139	0	0	1
2013	Charleston (SALL)	.288	130	458	84	132	36	3	20	84	107	4	132	1	1	.428	.511	.939	0	2	6
2014	Tampa (FL)	.277	75	274	37	76	22	1	7	32	45	3	70	1	0	.375	.442	.817	0	5	1
	Trenton (EL)	.253	27	95	16	24	8	0	7	11	18	0	27	0	0	.379	.558	.937	0	1	2
2015	Trenton (EL)	.258	49	182	29	47	16	0	6	29	24	1	30	1	1	.358	.445	.803	0	1	5
	Scranton/Wilkes-Barre (IL)	.301	34	136	15	41	7	1	6	23	11	0	27	0	0	.353	.500	.853	0	2	1
	NEW YORK (AL)	.261	46	157	26	41	9	0	11	31	19	0	53	0	0	.343	.529	.872	0	1	1
2016										Did Not Play Due To Injury											
2017	Tampa (FL)	.353	6	17	2	6	2	0	0	3	5	0	1	0	0	.500	.471	.971	0	0	0
	Scranton/Wilkes-Barre (IL)	.298	15	47	12	14	4	0	3	7	11	0	9	0	0	.424	.574	.998	0	1	0
	NEW YORK (AL)	.190	48	147	20	28	7	0	9	28	19	0	42	0	0	.288	.422	.710	0	2	2
2018	Tampa (FL)	.250	3	8	1	2	0	0	0	2	3	0	2	0	0	.455	.250	.705	0	0	0
	Trenton (EL)	.133	5	15	5	2	0	0	1	1	5	0	2	0	0	.350	.333	.683	0	0	0
	Scranton/Wilkes-Barre (IL)	.250	4	16	3	4	0	0	2	5	2	0	7	0	0	.333	.625	.958	0	0	0
	NEW YORK (AL)	.199	82	272	23	54	16	1	11	38	30	1	78	0	0	.286	.386	.672	0	4	5
2019	NEW YORK (AL)	.171	10	35	6	6	0	0	1	1	6	0	16	0	0	.293	.257	.550	0	0	0
2021	Albuquerque (AAA)	.267	112	393	63	105	21	1	27	91	58	0	106	0	1	.362	.532	.894	0	6	4
Minor Totals		.278	492	1742	280	484	122	7	81	301	307	9	440	3	3	.389	.495	.884	0	19	21
MAJOR TOTALS		.211	186	611	75	129	32	1	32	98	74	1	189	0	0	.301	.424	.725	0	7	8

WILD CARD RECORD

Year	Club and Opp.	AVG	G	AB	R	H	2B	3B	HR	RBI	BB	IBB	SO	SB	CS	OBP	SLG	OPS	SH	SF	HBP
2015	NY vs. HOU	.333	1	3	0	1	0	0	0	0	0	0	1	0	0	.333	.333	.666	0	0	0
2017	NY vs. MIN	.333	1	3	0	1	0	0	0	1	1	0	2	0	0	.500	.333	.833	0	0	0
TOTALS		.333	2	6	0	2	0	0	0	1	1	0	3	0	0	.429	.333	.762	0	0	0

DIVISION SERIES RECORD

Year	Club and Opp.	AVG	G	AB	R	H	2B	3B	HR	RBI	BB	IBB	SO	SB	CS	OBP	SLG	OPS	SH	SF	HBP
2017	NY vs. CLE	.222	5	18	3	4	0	0	2	3	3	0	7	0	0	.364	.556	.920	0	0	1

CHAMPIONSHIP SERIES RECORD

Year	Club and Opp.	AVG	G	AB	R	H	2B	3B	HR	RBI	BB	IBB	SO	SB	CS	OBP	SLG	OPS	SH	SF	HBP
2017	NY vs. HOU	.250	7	20	2	5	2	0	1	2	8	1	8	0	0	.464	.500	.964	0	0	0

HOME RUN BREAKDOWN

Total	ONE GAME											
	H	A	2	3	4	GS	LO	XN	IP	PH	RHP	LHP
32	21	11	2	0	0	2	0	1	0	0	23	9



TRANSACTIONS

- Selected by the New York Yankees in the 5th round of the 2011 First-Year Player Draft
- On injured list (right labrum tear) from April 3-October 10, 2016
- On injured list (right ankle bruise) from May 2-August 26, 2017
- On injured list (right ankle surgery) from March 29-May 26, 2018
- On injured list (left plantar fascia tear) from April 16-November 4, 2019
- Signed by the Texas Rangers on February 4, 2020
- On injured list (right calf strain) from August 1-11, 2020
- Signed by the Philadelphia Phillies on September 15, 2020
- Signed by the Colorado Rockies on February 11, 2021
- Signed by the Toronto Blue Jays on March 10, 2022

GAME HIGHS

ML Debut	Aug. 13, 2015 at CLE	Stolen Bases	None
Runs	3 – Aug. 30, 2015 at ATL	Last ML Home Run	March 28, 2019 vs. BAL
Hits	3 – 2x, last: Sept. 20, 2017 vs. MIN	Longest Hitting Streak	8G – 3x, last: July 7-14, 2018
Home Runs	2 – 2x, last: June 29, 2018 vs. BOS	Longest On-Base Streak	12G – Sept. 11-25, 2015
RBI	4 – 5x, last: Aug. 19, 2018 vs. TOR	Longest Hitless Streak	21AB – Aug. 19-28, 2018

MILESTONES

Category	Date	Opponent	Pitcher	Notes
Hit	1 August 15, 2015	at Toronto	Hawkins	Single
Home Run	1 August 19, 2015	Minnesota	Santana	2R
Multi-HR Game (2)				
	1 Aug. 19, 2015	Minnesota	Santana, Santana	2R, 2R
	2 June 29, 2018	Boston	Rodriguez, Haley	1R, 1R
Grand Slam HR (2)				
	1 July 11, 2018	at Baltimore	Bundy	3rd inning
	2 August 19, 2018	Toronto	Borucki	1st inning
Extra-Inning HR	1 Sept. 22, 2015	at Toronto	Lowe	3R, 10th inning
RBI	1 August 18, 2015	Minnesota	Pelfrey	Single

PROFESSIONAL CAREER:

MINORS:

- Made his professional debut on Aug. 22, 2011 with the GCL Yankees, going 1-for-12 in four games.
- In 2012, combined to hit .337 with two home runs and 13 RBI in 28 games between Class-A (short) Staten Island and the Rookie-level GCL Yankees.
- Led the Low-A South Atlantic League in 2013 in OBP (.429) and was 2nd in extra-base hits (59).
- In 2014, combined to hit .271 with 14 home runs and 43 RBI in 102 games with High-A Tampa and Double-A Trenton... Named the Arizona Fall League MVP after batting .313 with six home runs and 21 RBI in 26 games with Scottsdale... Was also named as an AFL Rising Star and was the MVP of the Fall Stars Game... Picked by Baseball America as the 4th-ranked prospect in the Yankees organization at season's end.

2015:

- Had his contract selected on Aug. 13 and made his **MLB debut** that day, going 0-for-5.
- Led the Yankees in home runs (11) and tied for the lead in RBI (31) from Aug. 13 through the end of the season... His 11 homers were the most in club history in his 1st season after debuting in August or later, surpassing **Steve Whitaker** in 1966... Hit eight home runs in September, the most in a month by a Yankees rookie since **Shane Spencer** in September 1988.
- Singled off **LaTroy Hawkins** for his first career hit on Aug. 15 at TOR.
- Hit his first two home runs off **Ervin Santana** on Aug. 19 vs. MIN.
- Went 1-for-3 in a start at first base in the Yankees' Wild Card loss to Houston.

2016:

- Missed the entire season recovering from right shoulder labrum surgery, performed on Feb. 2 by Dr. David Altchek in NY.

2017:

- Appeared in 48 games with the Yankees despite two stints on the injured list... Activated on Aug. 28 and recorded 25 RBI in 29 games the rest of the year.
- Recorded at least one extra-base hit and one RBI in seven straight games from Sept. 20-29, tied for the 3rd-longest such streak in Yankees history.
- Batted .244 with three home runs and six RBI in 12 playoff games... Homered in ALDS Games 2 and 3 vs. CLE, the first Yankee to homer in consecutive postseason games since **Robinson Canó** in 2010 ALCS Games 4 and 5 vs. TEX.

2018:

- Set career highs in games (82), hits (54), doubles (16), home runs (tied, 11), RBI (38), and walks (30).

2019:

- Started 10 of the first 14 games of the season before missing the remainder of the season with a left plantar fascia tear.
- Hit his 1st career Opening Day home run on March 28 vs. BAL.

2020:

- Signed a pair of Minor League contracts with TEX and PHI, splitting the season between the team's alternate sites.

Career-Highs - Statcast

	Speed/Distance	Date
Hardest Hit Ball:	110.8 MPH	Sept. 11, 2015 vs. TOR
Farthest Hit Ball:	440 feet	Sept. 15, 2015 at TB
Top Sprint Speed:	27.4 ft/s	July 29, 2018 vs. KC





BORUCKI RYAN

56

PITCHER

BIRTHDATE March 31, 1994
 OPENING DAY AGE 28
 BIRTHPLACE Highland Park, IL
 RESIDENCE Mundelein, IL
 INSTAGRAM @ryan_borucki

BATS/THROWS L/L
 HEIGHT/WEIGHT 6-4/210
 CONTRACT STATUS signed thru 2022
 M.L. SERVICE 3.066
 OPTIONS USED 3 of 3

PERSONAL:

- Ryan Joseph Borucki.
- Attended Mundelein High School in his hometown of Mundelein, Illinois.
- Ranked 12th on Major League Baseball's Top 30 Blue Jays prospects list and ranked as Toronto's 10th-best prospect by Baseball America entering 2018.
- Participated in the 2019 Blue Jays Winter Tour.
- Wears number 56 as a tribute to five-time All-Star **Mark Buehrle**, his favourite player growing up.

LAST SEASON:

- Made a career-high 24 appearances.
- Earned the win on April 4 at NYY as he retired both batters faced and stranded a runner on second...Was his first victory since July 27, 2020 at WAS.
- Placed on the injured list with a left forearm flexor strain from May 11-July 15.
- Pitched a scoreless 8th inning in his return from IL on July 16 vs. TEX (1H, 2K).
- Optioned to Triple-A Buffalo on Aug. 7 before being recalled on Sept. 13...Held a 2.89 ERA (3 ER/9.1 IP) and a 1.39 WHIP in nine games for the Bisons (8BB, 12K).

Bold – career high; Red – league high

Year	Club & League	W-L	ERA	G	GS	CG	ShO	SV	IP	H	R	ER	HR	HB	BB	IBB	SO	WP	BK	AVG
2012	GCL Blue Jays (GCL)	1-0	3.00	4	0	0	0	0	6.0	4	2	2	1	0	0	0	10	0	0	.182
2014	Bluefield (APP)	2-1	2.70	8	6	0	0	0	33.1	26	11	10	2	1	6	0	30	2	0	.211
	Vancouver (NOR)	1-1	1.90	5	4	0	0	1	23.2	13	8	5	1	1	3	0	22	1	0	.159
2015	GCL Blue Jays (GCL)	0-0	0.00	1	0	0	0	0	1.0	1	0	0	0	0	0	0	1	0	0	.250
	Vancouver (NWL)	0-1	3.86	2	2	0	0	0	4.2	6	2	2	2	0	3	0	6	0	0	.300
2016	Lansing (MID)	10-4	2.41	20	20	1	0	0	115.2	105	36	31	1	5	26	0	107	9	2	.247
	Dunedin (FSL)	1-4	14.40	6	6	0	0	0	20.0	40	33	32	10	0	12	0	10	0	0	.421
2017	Dunedin (FSL)	6-5	3.58	19	18	0	0	0	98.0	95	49	39	5	7	27	0	109	7	2	.255
	New Hampshire (EAS)	2-3	1.94	7	7	0	0	0	46.1	31	11	10	2	4	8	1	42	1	0	.187
	Buffalo (INT)	0-0	0.00	1	1	0	0	0	6.0	6	0	0	0	0	1	0	6	0	0	.273
2018	Buffalo (INT)	6-5	3.27	13	13	1	1	0	77.0	62	29	28	6	3	28	0	58	0	0	.221
	TORONTO (AL)	4-6	3.87	17	17	0	0	0	97.2	96	48	42	7	2	33	3	67	2	0	.256
2019	GCL Blue Jays (GCL)	0-0	0.00	1	1	0	0	0	3.0	0	0	0	0	0	0	0	6	0	0	.000
	Dunedin (FSL)	0-0	0.00	1	1	0	0	0	4.0	1	0	0	0	0	0	0	4	0	0	.083
	Buffalo (INT)	1-0	4.91	2	2	0	0	0	11.0	11	7	6	4	0	3	0	9	1	0	.262
	TORONTO (AL)	0-1	10.80	2	2	0	0	0	6.2	15	10	8	2	0	6	0	6	0	0	.441
2020	TORONTO (AL)	1-1	2.70	21	0	0	0	0	16.2	12	5	5	1	0	12	1	21	0	0	.200
2021	Buffalo (AAA)	0-0	2.89	9	0	0	0	0	9.1	5	3	3	0	0	8	0	12	2	0	.161
	TORONTO (AL)	3-1	4.94	24	0	0	0	0	23.2	18	14	13	5	1	11	0	21	2	0	.214
Minor Totals		30-24	3.29	99	81	2	1	1	459.0	406	191	168	32	21	125	1	432	23	4	.238
MAJOR TOTALS		8-9	4.23	64	19	0	0	0	144.2	141	77	68	15	3	62	4	115	4	0	.255

WILD CARD RECORD

Year	Club and Opp.	W-L	ERA	G	GS	CG	ShO	SV	IP	H	R	ER	HR	HB	BB	IBB	SO	WP	BK	AVG
2020	TOR vs. TB	0-0	0.00	1	0	0	0	0	0.2	0	0	0	0	0	0	0	1	0	0	.000

TRANSACTIONS

- Selected by the Toronto Blue Jays in the 15th round of the 2012 First-Year Player Draft
- On injured list (left forearm flexor strain) from May 11-July 15, 2021

GAME HIGHS

ML Debut	June 26, 2018 vs. HOU	ER Allowed	6 – 2x, last: July 27, 2019 vs. TB
Innings Pitched:		HR Allowed	2 – 3x, last: July 27, 2019 vs. TB
Starter	8.0 – 2x, last: Sept. 17, 2018 at BAL	Low Hit CG	None
Reliever	2.0 – April 21, 2021 at BOS	Last Win	May 2, 2021 vs. ATL
Walks:		Last Save	None
Starter	4 – 5x, last: July 22, 2019 vs. CLE	Last CG	None
Reliever	2 – 4x, last: Sept. 17, 2021 vs. MIN	Last ShO	None
Strikeouts:		Last Start	July 27, 2019 vs. TB
Starter	8 – July 2, 2018 vs. DET	Last Relief App.	Sept. 23, 2021 at MIN
Reliever	3 – 2x, last: May 2, 2021 vs. ATL	Longest Win Streak	2G – Aug. 3-9, 2018
Hits Allowed	9 – Aug. 9, 2018 vs. BOS	Longest Losing Streak	3G – Sept. 23, 2018-July 22, 2019 vs. CLE
		Scoreless Innings Streak	11.0 – Sept. 17-23, 2018



MILESTONES

Category	Date	Opponent	Notes
Start	1 June 26, 2018	at Houston	L - 6.0 IP, 6H, 2ER, 4BB, 3K
Win	1 Aug. 3, 2018	at Seattle	8.0 IP, 4H, 1ER, 2K

PROFESSIONAL CAREER:

MINORS:

- Selected by the Blue Jays in the 15th round of the 2012 First-Year Player Draft and was assigned to the Rookie-level Gulf Coast League Blue Jays.
- Pitched six innings in the GCL in 2012, posting a 1–0 record and a 3.00 ERA before undergoing Tommy John surgery, causing him to miss the entire 2013 season.
- In 2014, pitched for the Rookie-level Bluefield Blue Jays and the Class-A (short) Vancouver Canadians...Posted a combined record of 3-2 with a 2.37 ERA and 52 strikeouts in 57 innings pitched.
- Made only three appearances in the 2015 season due to injury (bone spurs in left elbow), posting an 0–1 record, a 3.18 ERA, and seven strikeouts.
- Assigned to Advanced-A Dunedin to open the 2016 Minor League season...Struggled with Dunedin, posting a 14.40 ERA through six starts before being assigned to Class-A Lansing...With the Lugnuts, made 20 starts and recorded a 10-4 record, a 2.41 ERA, and 107 strikeouts.
- Was added to Toronto's 40-man roster after the 2016 season to protect him from the Rule 5 Draft.
- Assigned to the Advanced-A Dunedin Blue Jays for the start of the 2017 season...Pitched in 19 games (18 starts), going 6-5 with a 3.58 ERA and 109 strikeouts over 98.0 innings.
- Promoted to Double-A New Hampshire on July 20, 2017...Made his Double-A debut on July 23 at Trenton, throwing seven scoreless innings while allowing just two hits (2BB, 4K).
- After seven starts with the Fisher Cats (2-3, 1.94 ERA) was promoted to Triple-A Buffalo on Aug. 29, 2017...Made one start for the Bisons, taking the mound on Aug. 31 vs. Pawtucket, striking out six batters over six scoreless innings while allowing six hits and one walk.
- At the end of the 2017 campaign, was named an Organizational All-Star by MiLB.com.

2018:

- Made 11 starts of at least 6.0 innings while giving up two-or-fewer runs...Had 11 quality starts to lead all AL rookies and tie **Marco Estrada** for the most on the team...Had the most quality starts in a season by a Blue Jays rookie since **Marcus Stroman** had 14 in 2014.
- His 3.87 ERA ranked 6th best all-time by a Blue Jays rookie (min. 12 starts).
- Finished the season with a 2.64 ERA (13 ER/33.1 IP) at home and a 4.89 ERA (29 ER/53.1 IP) on the road.
- Went 6-5 with a 3.27 ERA over 13 starts for Triple-A Buffalo.
- Made his **MLB debut** on June 26 vs. HOU...Became the 44th player in club history to make his MLB debut as a starting pitcher (last: **Chris Rowley** on Aug. 12, 2017 vs. PIT)...Allowed two runs on six hits over 6.0 IP (4BB, 3K)...It was the 15th quality start by a Jays pitcher in an MLB debut and the first since **Zach Stewart** in 2011.
- Gave up a run on four singles in the 1st inning and then retired the next 13 batters he faced on July 2 vs. DET...Recorded **eight strikeouts** without a walk...The eight K's tied **Roy Halladay** (Sept. 27, 1998 vs. DET) for the most by a Blue Jay in his MLB home debut...Joined Halladay (Sept. 27, 1998 vs. DET) as the only pitchers in team history with an 8-SO and 0-BB performance within their first two MLB games.
- Allowed one run over 7.0 innings (1BB, 5K) on July 8 vs. NYY...Joined **Ricky Romero** (2009) as the only pitchers in team history to throw 6+ innings while allowing 2ER-or-less in each of his first three MLB starts...Had 16 strikeouts through his first three MLB starts, tying **Marc Rzepczynski** (2009) for 2nd most by a Blue Jays pitcher in his first three MLB games (**Jerry Garvin** - 18 in 1977).
- Was optioned to Triple-A Buffalo on July 14 and recalled on July 24.
- Took the loss on July 24 vs. MIN when he allowed two runs (both unearned) on six hits over 6.0 innings, making it the 1st OER outing of his career...Did not walk a batter for the 2nd time.
- On July 29 at CWS, an hour from his hometown of Mundelein, had over 200 family and friends on hand as he tossed 6.0 innings and allowed just two unearned runs.
- Earned his 1st win on Aug. 3 at SEA after recording a career-high 8.0 IP and gave up just one unearned run on four hits (2K, 0BB)...Held a 2.30 ERA (11 ER/43.0 IP) through seven starts, the best all-time among Blue Jays starters in his first seven MLB games (**Gustavo Chacin** - 2.51, **Juan Guzman** - 2.75)...Had one-or-fewer runs of support in five of his first seven starts.
- Earned his 2nd win on Aug. 9 vs. BOS while giving up four runs and allowing a career-high nine hits over 5.0 innings (3BB, 2K)...Had his homerless streak come to an end at 47.1 innings, tied for the 3rd longest all-time by a Blue Jay to start their career...Six of his first eight starts were quality starts.
- Tossed his shortest outing of the year on Aug. 19 at NYY, lasting 0.2 IP while giving up six ER, including his 1st grand slam...Was the shortest non-injury shortened start by a Blue Jays pitcher since **Francisco Liriano** on April 7, 2017 at TB (0.1 IP).
- Earned his 4th win on Sept. 17 at BAL after tossing **8.0 shutout innings** (1BB, 7K)...Tied his career-long outing (Aug. 3 at SEA)...Tied his personal best by allowing just three hits.
- Allowed three-or-fewer hits in four straight starts from Sept. 4-23 to tie a Blue Jays record (**Juan Guzman** in 1991, **Roger Clemens** in 1998, **Marco Estrada** in 2015).
- Posted a September ERA of 2.65 (10 ER/34.0 IP) with an OBA of .165, 4th best among AL starters.



2019:

- Limited to two starts due to a pair of lengthy stints on the injured list.
- Made five Spring Training starts, going 2-1 with a 3.24 ERA (6 ER/16.2 IP) and a .254 OBA, but then missed Toronto's first 101 regular season games due to left elbow inflammation.
- Posted a 3.00 ERA (6 ER/18.0 IP) over four rehab starts across three levels: one for the GCL club, one for Advanced-A Dunedin, and two for Triple-A Buffalo.
- Came off the 60-day IL to make his season debut on July 22 vs. CLE...Lasted 4.2 innings, allowing 4R/2ER on seven hits (4BB, 3K) while throwing 94 pitches (47 strikes)...Gave him 12 starts of 2ER-or-less, the most by any Blue Jay all-time in his first 18 career games (**Juan Guzman** - 11, **Gustavo Chacin** - 11)...Became the 10th player in team history to reach 100+ IP within his first 18 MLB contests, and the first to do so since **Henderson Alvarez** in 2011-2012...Was also one of 11 Toronto pitchers to reach the 70-SO mark in that time frame.
- Made his 2nd and final start of the season on July 27 vs. TB...Allowed six earned runs to tie a career high over just 2.0 innings of work (8H, 2HR, 2BB, 3K).
- Landed on the IL for the 2nd time on July 28 with left elbow inflammation and remained there for the rest of the season.
- Underwent surgery to remove a spur in his left elbow on Aug. 8 with Dr. James Andrews.

2020:

- Recorded 21 strikeouts over 16.2 innings for an 11.34 SO/9.
- Surrendered just one home run over 21 appearances.
- His .125 AVG vs. left-handed hitters was 6th best in the AL (min. 30BF).
- Made his season debut on July 27 at WAS, his first MLB outing in exactly a year...Appeared out of the bullpen for the 1st time in his career and earned the win with 1.1 innings of relief (1H, 1BB, 2K)...Was his first win since Sept. 17, 2018 at BAL.
- Made his postseason debut in Game 1 of the ALWC on Sept. 29 at TB and retired both batters faced ([1K](#)).

Statcast Data

	2021	Career
Strikeout %:	21.4	18.4
Walk %:	11.2	9.9
Hard Hit %:	36.9	35.2
Fastest Pitch:	97.8 MPH	May 7, 2021 at HOU

STIEB'S NO-HITTER**SEPTEMBER 2, 1990 AT CLEVELAND — TORONTO 3, CLEVELAND 0**

Dave Stieb chalked up his first no-hitter and the first in franchise history as he blanked the Cleveland Indians on a sunny Sunday afternoon at Cleveland Stadium before a crowd of 23,640.

The game ended as Cleveland's Jerry Browne sent a fly to right field where Junior Felix put the squeeze on it.

Stieb had a season-high nine strikeouts and walked four over his 122-pitch afternoon.

There were no tough plays and only a couple of well hit balls. The closest the Tribe came to a hit was Ken Phelps pulling a liner about three feet foul to open the eighth inning.

The Blue Jays and Stieb got their offensive support from Fred McGriff who hit two solo home runs, and from Manny Lee who doubled home Kenny Williams in the 5th inning.

Stieb had previously gone 8.2 innings, three times, protecting no-hitters. He had back-to-back attempts in September 1988: on September 24 at Cleveland Stadium, Julio Franco had a bad-hop single over second baseman Manny Lee's head. In his next start, September 30 vs. Baltimore at Exhibition Stadium, Jim Traber looped a single over first baseman Fred McGriff's outstretched glove hand. Both no-hit bids were lost on 2-2 pitches. Stieb also had a perfect game for 8.2 innings on August 4, 1989 vs. the Yankees at SkyDome. Roberto Kelly doubled to left to break it up.

TORONTO	0	0	0	1	1	0	0	0	1	—	3	8	0
CLEVELAND	0	0	0	0	0	0	0	0	0	—	0	0	1

P: STIEB C: BORDERS

P: BLACK, OROSCO, OLIN C: SKINNER

WP—STIEB (17-5) LP—BLACK (10-9)

STIEB PITCHING LINE: 9.0 IP 0 H 0 R 0 ER 4 BB 9 SO





CASTILLO MAX

69
PITCHER

BIRTHDATE May 4, 1999
 OPENING DAY AGE 22
 BIRTHPLACE Caracas, Venezuela
 RESIDENCE Caracas, Venezuela
 INSTAGRAM @_maximocastillo

BATS/THROWS R/R
 HEIGHT/WEIGHT 6-2/280
 CONTRACT STATUS signed thru 2022
 M.L. SERVICE 0.000
 OPTIONS USED 0 of 3

NON-ROSTER

PERSONAL:

- Maximo Alberto Castillo.
- Signed by with Toronto as an international free agent on September 25, 2015.
- Favourite play is **Jacob deGrom**.

LAST SEASON:

- Spent the 2021 campaign with Double-A New Hampshire, appearing in 21 games (20 starts).
- His 11 wins on the year were the most among all Double-A hurlers, while his 102.0 innings pitched were 3rd most in the Northeast...Marked his 3rd consecutive season with double-digit wins and triple-digit innings.
- Pitched for the Cardenales de Lara in the Venezuelan Winter League and kept a 2.33 ERA (5 ER/19.1 IP) while going 1-1 in 12 appearances.

Bold – career high; Red – league high

Year	Club & League	W-L	ERA	G	GS	CG	SHO	SV	IP	H	R	ER	HR	HB	BB	IBB	SO	WP	BK	AVG
2016	Blue Jays (GULF)	2-3	4.62	9	9	0	0	0	39.0	38	23	20	2	3	13	0	29	6	0	.257
	Blue Jays (DOSL)	0-0	2.45	4	3	0	0	0	11.0	7	3	3	0	1	3	0	11	2	0	.175
2017	Bluefield (APP)	6-0	3.80	10	10	0	0	0	47.1	54	23	20	4	1	7	0	52	4	1	.284
2018	Lansing (MIDW)	10-5	4.52	28	22	0	0	1	131.1	142	74	66	12	7	42	0	115	13	3	.277
2019	Dunedin (FL)	11-5	2.69	24	24	0	0	0	130.1	115	46	39	8	4	28	0	114	3	0	.235
2021	New Hampshire (AANE)	11-4	4.85	21	20	0	0	0	102.0	106	60	55	12	4	35	0	89	9	1	.265
Minor Totals		40-17	3.96	96	88	0	0	1	461.0	462	229	203	38	20	128	0	410	37	5	.260

TRANSACTIONS

- Signed by the Toronto Blue Jays on September 25, 2015

PROFESSIONAL CAREER:

MINORS:

- Split his first professional season in 2016 between the Jays squads in the Gulf Coast League and the Dominican Summer League...Made 13 combined appearances (12 starts), pitching to a 4.14 ERA and a 1.22 WHIP.
- Spent the 2017 campaign with Bluefield, going an undefeated 6-0 with a 3.80 ERA...Struck out 52 batters while walking only seven over 47.1 innings, the highest SO/9 of his career (9.9).
- Made 28 appearances (22 starts) for Lansing in 2018, fashioning a 10-5 record and a 4.52 ERA...Set career highs in innings pitched (131.1) and strikeouts (115)...Was named a MID Mid-Season All-Star for the Lugnuts.
- Started 24 contests for Single-A Dunedin in 2019...Went 11-5 with a career-best 2.69 ERA (39 ER/130.1 IP)...Was named a FSL Postseason All-Star.
- Did not play in 2020 due to the cancelled Minor League season.
- Worked out at home for the summer and then pitched for the Cardenales de Lara in the Venezuelan Winter League where he went 0-1 with a 1.69 ERA (2 ER/10.2 IP).

TORONTO, 20 WINS IN A 25-GAME SPAN - ALL-TIME

2015	(July/August)
2014	(May/June)
1999	(June/July)
1991	(June/July)
1989	(August/September)
1985	(May/June)





CASTRO ANTHONY

63

PITCHER

BIRTHDATE April 13, 1995
 OPENING DAY AGE 26
 BIRTHPLACE Caracas, Venezuela
 RESIDENCE Miranda, Venezuela
 INSTAGRAM @tonykstro

BATS/THROWS R/R
 HEIGHT/WEIGHT 6-2/185
 CONTRACT STATUS signed thru 2022
 M.L. SERVICE 1.024
 OPTIONS USED 2 of 3

PERSONAL:

- Anthony Silfredo Castro.
- Resides in Miranda, Venezuela, during the offseason with his wife, Maria Ortiz.
- Signed with the Detroit Tigers as an international free agent at the age of 16 on July 18, 2011.
- Favourite players growing up were six-time All-Star **Félix Hernández** and Hall of Famer **Pedro Martínez**.

LAST SEASON:

- Made his Blue Jays debut on April 14 vs. NYY, pitching scoreless 7th and 8th innings (2.0 IP, 1H, 1K)...Was his 2nd career MLB appearance (July 27, 2020 vs. KC while with DET).
- Picked up [1st career save](#) on April 21 at BOS, retiring the only batter he faced by inducing a groundout from J.D. Martinez.
- Placed on the injured list with a right forearm strain from April 29-May 21.
- Earned his 1st career win on June 2 vs. MIA (1.0 IP, 1BB) as the Blue Jays came back in the bottom of the 9th for a 6-5 win.
- Placed on IL for the second time in 2021 with a right ulnar nerve irritation from July 12-Aug. 31.
- Made 10 appearances for Triple-A Buffalo, going 0-1 with a 1.80 ERA and a 0.60 WHIP (10.0 IP, 2ER, 0BB, 15K).

Bold – career high; Red – league high

Year	Club & League	W-L	ERA	G	GS	CG	SHO	SV	IP	H	R	ER	HR	HB	BB	IBB	SO	WP	BK	AVG	
2012	VSL Tigers (VSL)	1-2	3.38	13	13	0	0	0	53.1	40	32	20	2	10	30	0	46	8	1	.212	
2013	VSL Tigers (VSL)	2-2	2.73	13	11	0	0	0	56.0	45	24	17	2	5	17	0	55	3	0	.221	
2014	GCL Tigers (GCL)	6-3	4.10	13	12	0	0	0	59.1	53	32	27	1	3	30	0	50	5	0	.241	
2015		Did not play due to injury																			
2016	GCL Tigers West (GCL)	3-3	4.26	11	10	0	0	0	50.2	52	26	24	0	2	16	0	54	13	1	.272	
2017	West Michigan (MID)	10-6	2.49	21	21	1	1	0	108.1	91	41	30	4	6	35	1	95	5	0	.226	
2018	Lakeland (FSL)	9-4	2.93	22	20	2	0	0	116.2	112	42	38	8	12	43	0	101	6	3	.253	
	Erie (EAS)	0-0	8.10	3	3	0	0	0	10.0	8	10	9	1	3	12	0	4	2	0	.229	
2019	Erie (EAS)	5-3	4.40	27	18	0	0	1	102.1	75	55	50	9	6	65	0	116	7	2	.207	
2020	DETROIT (AL)	0-0	18.00	1	0	0	0	0	1.0	1	2	2	1	0	1	0	1	0	0	.250	
2021	Buffalo (AAA)	0-1	1.80	10	0	0	0	0	10.0	6	2	2	1	0	0	0	15	0	0	.167	
	TORONTO (AL)	1-2	4.74	25	0	0	0	1	24.2	23	15	13	4	3	8	2	32	4	0	.237	
	Minor Totals	36-24	3.45	133	108	3	1	1	566.2	482	264	217	28	47	248	1	536	49	7	.232	
	MAJOR TOTALS	1-2	5.26	26	0	0	0	1	25.2	24	17	15	5	3	9	2	33	4	0	.238	

TRANSACTIONS

- Signed by the Detroit Tigers on July 18, 2011
- Claimed off waivers by the Toronto Blue Jays on December 7, 2020
- On injured list (right forearm strain) from April 29-May 21, 2021
- On injured list (right ulnar nerve irritation) from July 12-Aug. 31, 2021

GAME HIGHS

ML Debut	July 27, 2020 vs. KC	ER Allowed	4 – June 17, 2021 vs. NYY
Innings Pitched:	None	HR Allowed	1 – 5x, last: Sept. 28, 2021 vs. NYY
Starter	None	Low Hit CG	None
Reliever	2.1 – Sept. 22, 2021 at TB	Last Win	June 2, 2021 vs. MIA
Walks:	None	Last Save	April 21, 2021 at BOS
Starter	None	Last CG	None
Reliever	1 – 9x, last: Sept. 28, 2021 vs. NYY	Last Sho	None
Strikeouts:	None	Last Start	None
Starter	None	Last Relief App.	Sept. 28, 2021 vs. NYY
Reliever	3 – 3x, last: June 27, 2021 vs. BAL	Longest Win Streak	1G – June 2, 2021 vs. MIA
Hits Allowed	5 – June 17, 2021 vs. NYY	Longest Losing Streak	1G – 2x, last: June 17, 2021 vs. NYY
		Scoreless Innings Streak	7.1 – April 14-27, 2021

MILESTONES

Category	Date	Opponent	Notes
Win	1 June 2, 2021	Miami	as a reliever - 1.0 IP, 0H, 0ER, 1BB
Save	1 April 21, 2021	at Boston	0.1 IP



PROFESSIONAL CAREER:

MINORS:

- Made his professional debut in 2012 with the VSL Tigers, starting 13 games...Ranked 3rd in the Venezuelan Summer League with 46 strikeouts.
- In 2013, finished 4th in the VSL a .221 opponents' average, T-4th with 55 strikeouts, and 6th with a 2.73 ERA (17 ER/56.0 IP).
- Spent 2014 with the GCL Tigers, pitching in 13 games, including 12 starts...Finished tied for the league lead in starts, while ranking 2nd in innings pitched (59.1), T-2nd in wins (6), 3rd in opponents' average (.241), 5th in strikeouts (50), and 10th in ERA (4.10)...Made two appearances with Leones del Caracas in the Venezuelan Winter League (1-1, 1.0 IP, 2ER).
- Missed the entire 2015 season after undergoing right elbow surgery.
- Made 11 appearances, including 10 starts, with the GCL Tigers West in 2016...Ranked 4th in the Gulf Coast League with 54 strikeouts, while 6th with 10 games started.
- Started 21 games for Class-A West Michigan in 2017...Tied for 3rd in the Midwest League with one shutout, while tied for 7th in wins (10)...Rated as the 19th-best prospect in the Tigers organization by Baseball America following the season.
- Spent most of the 2018 season with Advanced-A Lakeland, pitching in 22 games (20 starts)...Tied for the FSL lead with two complete games while 4th in ERA (2.93), 5th in WHIP (1.33 WHIP), T-8th in strikeouts (101) and 10th in innings (116.2).
- Appeared in a career-high 27 games (18 starts) in 2019 as he spent the entire season with Double-A Erie...Made six starts for Mesa in the Arizona Fall League (3-2, 4.58 ERA) and was selected to the Rising Stars Game.

2020:

- Recalled by the Tigers on July 27 and made his **MLB debut** vs. KC...Pitched one inning of relief, allowing two runs after a walk and a homer while recording his [1st career strikeout](#) (**Bubba Starling**).
- Optioned on Aug. 4 and was recalled for two other brief big-league stints but did not play.
- Spent the rest of the season at Detroit's alternate training site.

Statcast Data

	2021	Career
Strikeout %:	29.4	28.9
Walk %:	7.3	7.9
Hard Hit %:	47.0	44.9
Fastest Pitch:	98.8 MPH	June 6, 2021 vs. HOU

TORONTO, YOUNGEST OPENING DAY STARTERS - ALL-TIME

PITCHER	DATE	OPPONENT	AGE	IP	OUTCOME
Drew Hutchison	04/06/2015	at NYY	24 years, 227 days	6.0	W
Todd Stottlemire	04/09/1990	at TEX	24 years, 324 days	3.2	L
Marcus Stroman	04/03/2016	at TB	24 years, 338 days	8.0	W
Tom Underwood	04/05/1979	at KC	25 years, 104 days	1.2	L
Jim Clancy	04/09/1981	at DET	25 years, 113 days	6.0	ND
Dave Stieb	04/05/1983	at BOS	25 years, 258 days	6.0	W





CHAPMAN

MATT

26
INFIELDER

BIRTHDATE April 28, 1993
 OPENING DAY AGE 28
 BIRTHPLACE Victorville, CA
 RESIDENCE Phoenix, AZ
 INSTAGRAM @matthewchapman26

BATS/THROWS R/R
 HEIGHT/WEIGHT 6-0/215
 CONTRACT STATUS signed thru 2022
 M.L. SERVICE 4.109
 OPTIONS USED 0 of 3

PERSONAL:

- Matthew James Chapman.
- Married Taylor Chapman on December 11, 2021.
- Graduated from El Toro (CA) High School and had his jersey #6 retired on January 29, 2022.
- Attended Cal State Fullerton...Was All-Big West Honorable Mention as a freshman, Second Team as a sophomore, and First Team as a junior...Was a Baseball America and Louisville Slugger Third-Team All-American as a junior.
- Selected 25th overall by the Athletics in the 2014 MLB Draft, two rounds ahead of his Cal State Fullerton teammate and Mets third baseman, **J.D. Davis**.

LAST SEASON:

- Won his 3rd AL Gold Glove in the last four years after leading Major League third basemen in fielding percentage (.987)...Rounded to four digits, his mark of .9865 fell .0007 short of the Oakland record of .9872 set by **Eric Chavez** in 2006.
- Had 166 putouts, the most by a third baseman since **Darrell Evans** had 185 for Atlanta in 1974...They were 3rd most in Oakland history to **Sal Bando** (188 in 1968 and 178 in 1969)...Also led all third basemen in total chances (446), ranked 2nd in double plays (38), and 4th in assists (274).
- Offensively, he finished 4th among AL third basemen in both home runs (27) and RBI (72).
- Reached double figures in homers for the 5th time in five seasons, joining **Bob Johnson** as the only players in Athletics history hit 10 or more home runs in each of his first five seasons...**Johnson** did it in his first 10 seasons from 1933-42.
- Walked a career-high 80 times, which tied for 9th most in the AL...Tied a career high while leading the Majors in pitches per plate appearance (4.30).
- Tied for 5th in the AL with a career-high nine sacrifice flies.
- Stole three bases after tallying just two in 422 games over his first four seasons.
- Hit 23 of his 27 home runs with the bases empty and tied for 5th in the AL in solo home runs...31 of his 37 home runs over the last two years have come with no one on base.
- Pinch-hit for the 1st time in his career on April 27 at TB and struck out.
- Had a career-high 52-game errorless streak from May 14-July 17, the 7th-longest errorless streak in Oakland history by a third baseman.
- Had a career-high 16-game hitting streak from June 11-29...Batted .323 (21-for-65) with 15 runs, four doubles, a triple, six home runs, and 18 RBI during the streak.
- Drove in 21 runs in the month of June, the 2nd-most RBI in a single month in his career (22 in August 2020).
- Tied an Athletics record with five walks on Aug. 12 at CLE (done eight times).
- Drilled a pair of home runs on Aug. 14 at TEX, the 2nd of which was the 100th of his career, a 7th-inning solo shot off **Jordan Lyles**.
- Hit nine home runs in August, which tied for 4th in the AL and matched his most ever in a month (Aug. 2018 and Aug. 2020).
- Plated a pair of runs with a double in the 1st inning on Sept. 3 at Toronto for the 500th hit of his career.
- Started games at every spot in the order except 1st and 9th.

Bold – career high; Red – league high

Year	Club and League	AVG	G	AB	R	H	2B	3B	HR	RBI	BB	SO	SB	CS	OBP	SLG	OPS	SH	SF	HB	FP
2014	Athletic (ARIZ)	.429	3	14	1	6	1	1	0	0	1	0	1	0	0	.467	.643	1.110	0	0	0
	Beloit (MIDW)	.237	50	190	22	45	8	3	5	20	7	0	46	2	1	.282	.389	.671	0	0	5
	Midland (TL)	.000	1	3	0	0	0	0	0	0	0	0	0	0	0	.000	.000	.000	0	0	0
2015	Stockton (CALL)	.250	80	304	60	76	21	3	23	57	39	0	79	4	1	.341	.566	.907	0	4	5
2016	Midland (TL)	.244	117	438	78	107	26	4	29	83	59	5	147	7	4	.335	.521	.856	0	4	3
	Nashville (PCL)	.197	18	76	14	15	1	1	7	13	9	1	26	0	0	.282	.513	.795	0	0	0
2017	Stockton (CALL)	.000	2	7	0	0	0	0	0	0	1	0	3	0	0	.125	.000	.125	0	0	0
	Nashville (PCL)	.257	49	175	30	45	6	2	16	30	25	1	63	5	4	.348	.589	.937	0	3	1
	OAKLAND (AL)	.234	84	290	39	68	23	2	14	40	32	0	92	0	0	.313	.472	.785	0	2	2
2018	Stockton (CALL)	.250	1	4	0	1	0	0	0	0	0	0	1	0	0	.250	.250	.500	0	0	0
	OAKLAND (AL)	.278	145	547	100	152	42	6	24	68	58	0	146	1	2	.356	.508	.864	0	2	9
2019	OAKLAND (AL)	.249	156	583	102	145	36	3	36	91	73	0	147	1	1	.342	.506	.848	0	3	11
2020	OAKLAND (AL)	.232	37	142	22	33	9	2	10	25	8	0	54	0	0	.276	.535	.811	0	1	1
2021	OAKLAND (AL)	.210	151	529	75	111	15	3	27	72	80	0	202	3	2	.314	.403	.717	0	9	4
	Minor Totals	.244	321	1211	205	295	63	14	80	203	141	7	366	18	10	.327	.517	.844	0	11	14
	MAJOR TOTALS	.243	573	2091	338	509	125	16	111	296	251	0	641	5	8	.330	.478	.808	0	17	27



ALL-STAR GAME RECORD

Year	League and City	AVG	G	AB	R	H	2B	3B	HR	RBI	BB	IBB	SO	SB	CS	OBP	SLG	OPS	SH	SF	HBP
2019	AL at CLE	.000	1	0	1	0	0	0	0	0	1	0	0	0	0	1.000	.000	1.000	0	0	0

WILD CARD RECORD

Year	Club and Opp.	AVG	G	AB	R	H	2B	3B	HR	RBI	BB	IBB	SO	SB	CS	OBP	SLG	OPS	SH	SF	HBP
2018	OAK vs. NYY	.200	1	5	0	1	0	0	0	0	0	0	0	0	0	.200	.200	.400	0	0	0
2019	OAK vs. TB	.333	1	3	0	1	0	0	0	0	1	0	0	0	0	.500	.333	.833	0	0	0
TOTALS		.250	2	8	0	2	0	0	0	0	1	0	0	0	0	.333	.250	.583	0	0	0

HOME RUN BREAKDOWN

Total	H	A	ONE GAME										
			2	3	4	GS	LO	XN	IP	PH	RHP	LHP	
111	54	57	8	0	0	0	0	0	1	0	0	77	34

TRANSACTIONS

- Selected by the Oakland Athletics in the 1st round (25th overall) of the 2014 First-Year Player Draft
- On injured list (left knee cellulitis) from June 22-July 3, 2017
- On injured list (right hand soreness) from June 16-July 3, 2018
- On injured list (right hip strain) on September 12, 2020 for the remainder of the season
- Traded to the Toronto Blue Jays in exchange for RHP Gunnar Hoglund, LHP Zach Logue, INF Kevin Smith, and LHP Kirby Sneed on March 16, 2022

GAME HIGHS

ML Debut	June 15, 2017 vs. NYY	Stolen Bases	1–5x, last: Aug. 3, 2021 vs. SD
Runs	3–13x, last: Aug. 12, 2021 at CLE	Last ML Home Run	Sept. 22, 2021 vs. SEA
Hits	4–July 7, 2018 at CLE	Longest Hitting Streak	16G–June 11-29, 2021
Home Runs	2–8x, last: Aug. 31, 2021 at DET	Longest On-Base Streak	30G–July 11-Aug. 17, 2018
RBI	6–2x, last: Aug. 10, 2020 at LAA	Longest Hitless Streak	23AB–Sept. 22-28, 2021

MILESTONES

Category	Date	Opponent	Pitcher	Notes
Hit	1 June 16, 2017	New York (AL)	Holder	RBI Single
	500 Sept. 3, 2021	at Toronto	Manoah	RBI Double
Home Run	1 July 15, 2017	Cleveland	Kluber	1R
	100 August 14, 2021	at Texas	Lyles	1R
Multi-HR Game (8)	8 August 31, 2021	at Detroit	Skubal, Holland	2R, 1R
	Walk-off HR	1 May 10, 2019	Cleveland	Hand
Extra-Inning HR	2 June 20, 2019	Tampa Bay	Castillo	3R, 9th inning
	1 May 10, 2019	Cleveland	Hand	1R, 12th inning
RBI	1 June 16, 2017	New York (AL)	Severino	Groundout
Stolen Base	1 July 7, 2018	at Cleveland	Tomlin	3rd base
			C-Gomes	

PROFESSIONAL CAREER:**MINORS:**

- Spent most of his 1st professional season in 2014 at Class-A Beloit of the Midwest League where he batted .237 with five home runs and 20 RBI in 50 games...Batted .310 with two home runs and four RBI in eight postseason games to help the Double-A Midland RockHounds to the Texas League Championship...Was rated as the A's 4th-best prospect by Baseball America following the season.
- Spent the entire 2015 campaign at Single-A Stockton but appeared in just 80 games due to two stints on the disabled list... Despite the limited playing time, he led the A's farm system in home runs (23)...Was rated as the A's 3rd-best prospect by Baseball America following the season.
- Was named Texas League Player of the Year in 2016 after batting .244 with 29 home runs and 83 RBI in 117 games with Double-A Midland...Led the league in runs (78), home runs, slugging percentage (.521), extra-base hits (59), and strikeouts (147), ranked 2nd in RBI and tied for 3rd in walks (59)...Was named to the TL Mid-Season and Post-Season All-Star teams and was a Baseball America Double-A All-Star.

2017:

- Selected from Triple-A Nashville on June 15 and made his **MLB debut** that night vs. NYY (0-for-3, 2BB, R)...Started 83 of the A's 84 games at third base while on the active roster following his promotion.
- Led Major League rookies in doubles (21) and extra-base hits (37) after the All-Star Break and ranked 3rd among American League rookies in runs (37), home runs (14), and RBI (37).
- Was the third baseman on Baseball America's All-Rookie Team.
- Had 68 hits, 39 of which went for extra bases (57.4%)...That was the 2nd-highest percentage of hits going for extra bases in Athletics history among players with 250 or more plate appearances (**Mark McGwire** - 59.8% in 1995).
- Turned 34 double plays, the 4th most among AL third basemen...They were also the most in ML history among third basemen with fewer than 100 games played (84G).
- Hit his 1st Major League home run on July 15 off **Corey Kluber**, a **solo blast** in the third inning.



2018:

- Earned the American League Gold Glove for third basemen after leading all Major League fielders with 29 defensive runs saved and topping all third basemen in total chances (484) and assists (331)...Also won the Platinum Glove for all AL fielders and was named Defensive Player of the Year by Wilson.
- Tied for 7th in the AL in doubles (42), T-8th in triples (6), 9th in OPS (.864), 10th in runs (100), and 10th in extra-base hits (72).
- Finished 7th in AL MVP voting and was one of seven players to be named on all 30 ballots.
- Became the first Athletic to score 100 runs since **Nick Swisher** had 106 in 2006.
- In addition to leading all third basemen in total chances and assists, he ranked 2nd in putouts (133), 3rd in double plays (37), and 3rd in games (145).
- Made his 1st career Opening Day start on March 29 vs. LAA and became the A's 5th different Opening Day starter at third base in the last five years.
- Had a career-best streak of five consecutive multi-hit games from April 2-6.
- Tied an Oakland record on June 12 vs. HOU with two doubles and did it again on August 13 vs. SEA...Became the 3rd player in Oakland history with multiple three-double games in a season (**Joe Rudi** in 1974, **Ben Grievie** in 1998).
- Went 4-for-4 with two doubles, a walk, and a stolen base on July 7 at CLE...Marked his 1st career four-hit game, his 1st stolen base, and the 1st time he reached base safely five times in a game.
- Reached base safely in a career-high 30 consecutive games from July 11-August 17...Hit .342 with a .415 on-base percentage and .658 slugging percentage during the streak, which was the longest by an Athletic since **Jack Cust** had a 39-game streak from August 26, 2008-April 18, 2009.
- Tied an Oakland record with two triples on July 26 at Texas...Also homered to join **Adam Piatt** (April 30, 2000 vs. MIN) as the only players in Oakland history to homer in a two-triple game.
- Led the Majors with 22 extra-base hits in the month of August, matching the most in Athletics history (**Bob Johnson** in 1938)...It was the 2nd-highest total in any month in Oakland history to **Reggie Jackson's** 24 in June of 1969.
- Went 1-for-5 in a start at third base in the Wild Card game on Oct. 3 at NYY.

2019:

- Set career highs in runs (102), home runs (36), RBI (91), and extra-base hits (75).
- Won his 2nd consecutive Rawlings Gold Glove for American League third basemen, his 2nd straight Wilson Defensive Player of the Year for Major League third basemen, and his 2nd straight AL Platinum Glove Award.
- Led all third basemen in fielding percentage (.981), total chances (466), putouts (146), and defensive runs saved (18) while his 311 assists were 2nd to **Nolan Arenado** (337)...Led all players, regardless of position, in ultimate zone rating (14.8).
- Named best third baseman in the Fielding Bible Awards for the 2nd consecutive season.
- Finished 6th in AL MVP voting after placing 7th in 2018.
- Set an Athletics record for home runs by a third baseman (36), breaking the previous mark of 32 by **Eric Chavez** in 2001.
- Scored 100+ runs for a 2nd straight season, the 5th player in Oakland history with two seasons of 100 or more runs.
- His 36 home runs are third most in Athletics history by a player in his first three seasons in the majors behind **Mark McGwire** (49 in 1987) and **Reggie Jackson** (47 in 1969).
- Led the AL with 17 of his 36 home runs coming in the 7th inning or later, tied for 2nd in the Majors and 2nd most in Oakland history (**Khrist Davis** - 19 in 2018).
- Recorded 36 doubles and joined **Marcus Semien** as the first Athletic teammates with at least 30 doubles and 30 homers in a season since 2002, when both **Eric Chavez** and **Miguel Tejada** did it.
- Tied for the AL lead in home runs at home (21).
- Homered in the A's 1-0 win over Boston April 2 to become the 1st player in Athletics history to hit a 1st-inning home run in a 1-0 victory...Had six putouts the next day against the Red Sox to set an Oakland record for putouts in a nine-inning game by a third baseman.
- Notched his 1st career game-ending RBI on May 10 vs. CLE, a walk-off home run off **Brad Hand** to lead off the 12th...Was the 3rd time he was at the plate for a walk-off (single and error on July 22, 2010 vs. SF; wild pitch on Sept. 22, 2018 vs. MIN).
- Hit his 2nd career walk-off home run June 20 vs. TB, a three-run shot off **Diego Castillo** in the bottom of the 9th.
- Had a career-high six RBI on June 30 at LAA, going 3-for-5 with a double, a triple, and a home run...Became the 10th player in Oakland history to fall a single short of the cycle (last: **Mark Canha** on May 19, 2017 vs. BOS).
- Named to his 1st AL All-Star team on June 30...Finished 2nd on the Player Ballot to **Alex Bregman**, who was voted in by the fans...Walked and scored in his only at bat in the All-Star Game on July 9 in Cleveland...Participated in the Home Run Derby and hit 13 homers, losing to **Vladimir Guerrero Jr.** (29) in the opening round.
- Started at third base in the AL Wild Card Game on Oct. 2 vs. TB and went 1-for-3 with a walk.

2020:

- Batted .232 with 10 home runs and 25 RBI in 37 games before going on the injured list Sept. 12 with a strained right hip...Underwent surgery that day and missed the remainder of the season.
- Had a career-best .535 slugging percentage...Averaged 14.20 AB/HR and 5.68 AB/RBI, both were the best of his career.
- Hit .240 with nine of his 10 home runs and 23 of his 25 RBI against right-handed pitching.
- Started 35 games at third base and one at shortstop, his 1st career appearance at a position other than third...Started the 2nd game of the doubleheader on Aug. 29 at HOU at short following an injury to **Marcus Semien**.
- Had a .295 batting average in 15 starts hitting clean-up.
- Notched an Oakland record streak of eight consecutive home games with an extra-base hit from Aug. 7-23 (previous: seven by **Coco Crisp** in 2013 and **Tony Phillips** in 1985)...Hit .394 with five doubles and five home runs over that span.
- Had a career-high 11 total bases on Aug. 10 at LAA and matched his highs with two home runs (5th time), six RBI (also June 30, 2019 at LAA), three runs scored (10th time), and three extra-base hits (7th time)...Also tripled to become the 1st player in Athletics history with at least two home runs, a triple, and six RBI in a game.
- Recorded eight doubles, a triple, nine home runs, and 22 RBI in 25 games in August...Tied for 3rd in the majors in extra-base hits for the month (18) and tied for 10th in RBI...The 22 RBI were his most ever in a month and the home runs matched his most (Aug. 2018)...The 18 extra-base hits were 2nd most in Oakland history in August, trailing only the record of 22 that he set in 2018.

Career-Highs - Statcast

	Speed/Distance	Date
Hardest Hit Ball:	115.9 MPH	Aug. 29, 2020 at HOU
Farthest Hit Ball:	455 feet	July 15, 2017 vs. CLE
Top Sprint Speed:	32.8 ft/s	June 5, 2018 at TEX





CIMBER ADAM

90
PITCHER

BIRTHDATE August 15, 1990
 OPENING DAY AGE 31
 BIRTHPLACE Portland, OR
 RESIDENCE Scottsdale, AZ
 INSTAGRAM @a_cimber

BATS/THROWS R/R
 HEIGHT/WEIGHT 6-3/195
 CONTRACT STATUS signed thru 2022
 M.L. SERVICE 3.156
 OPTIONS USED 0 of 3

PERSONAL:

- Adam Christian Cimber.
- Married to Lauren...Missed a portion of 2022 Spring Training for the birth of their son, River.
- Graduated from Puyallup High School (WA) where he threw a no-hitter, a one-hitter, and earned First-Team All-State honors and Tacoma News-Tribune's Area Player of the Year.
- Before transferring to the University of San Francisco for his senior season, attended the University of Washington where he twice made the second-team All-Pac-10/Pac-12 Academic roster in three seasons for UW (graduated after three years with a degree in history)...Gives credit to his first college pitching coach, Greg Moore, as the person who has had the biggest influence in his life (Moore was at USF for his senior year)...Did grad classes at USF in sport management.
- His dad is production manager for Mariners radio affiliate (KIRO), writes and voices commercials that air during M's games.
- His music hobby started when he was 14...Sister had a class on history of rock and roll and brought home the Beatles movie, "It's a Hard Day's Night" and decided he wanted to play guitar...First concert was Aerosmith.
- Is the only player in Blue Jays history to wear number 90.

LAST SEASON:

- Pitched in a career-high 72 games while throwing a career-high 71.2 innings.
- Kept a 1.69 ERA (7 ER/37.1 IP), a 0.96 WHIP, and a .226 AVG in 39 games as a Blue Jay.
- 54 of his 72 outings were scoreless.
- Did not allowed a home run from Aug. 12, 2020 vs. CHC until Aug. 15, 2021 at SEA...The 58.2 homer-free innings marked the longest active streak in MLB.
- Acquired from Miami along with **Corey Dickerson** and cash considerations in exchange for **Joe Panik** and **Andrew McInvalde** on June 29.
- Made his Blue Jays debut on July 1 vs. SEA, tossing 1.1 scoreless innings with a hit and a strikeout.
- Picked up his 1st Toronto win on July 3 vs. TB (1.0 IP, 1H).
- Tied a career high with [four strikeouts](#) on July 31 vs. KC (also April 11, 2018 at COL).
- Picked up his [1st save of the season](#) on Aug. 5 vs. CLE with a 1-2-3 9th inning (1.0 IP, 1K)...His only other career save came as a member of Cleveland's bullpen on Sept. 11, 2019 at LAA (0.1 IP, 1K).

Bold - career high; Red - league high

Year	Club & League	W-L	ERA	G	GS	CG	SHO	SV	IP	H	R	ER	HR	HB	BB	IBB	SO	WP	BK	AVG
2013	Eugene (NOR)	3-1	2.56	28	0	0	0	10	31.2	25	10	9	2	2	7	2	27	2	0	.216
2014	Lake Elsinore (CAL)	5-3	2.90	52	1	0	0	0	77.2	80	27	25	5	2	9	2	43	5	0	.272
2015	San Antonio (TEX)	4-2	3.05	44	0	0	0	1	56.0	56	21	19	4	0	15	1	45	2	0	.264
	El Paso (PCL)	0-0	3.00	2	0	0	0	0	3.0	5	3	1	1	1	0	0	1	0	0	.333
2016	San Antonio (TEX)	3-2	2.56	42	0	0	0	3	52.2	41	19	15	1	1	14	3	27	0	0	.216
	El Paso (PCL)	0-1	17.36	4	0	0	0	0	4.2	15	9	9	3	0	1	0	4	0	0	.556
2017	San Antonio (TEX)	1-1	2.81	12	0	0	0	1	16.0	12	5	5	1	4	2	0	13	0	0	.203
	El Paso (PCL)	4-1	2.92	37	2	0	0	4	64.2	51	21	21	10	2	8	0	52	0	0	.216
2018	CLEVELAND (AL)	0-3	4.05	28	0	0	0	0	20.0	26	9	9	3	4	7	6	7	1	0	.325
	SAN DIEGO (NL)	3-5	3.17	42	0	0	0	0	48.1	42	19	17	2	2	10	3	51	0	0	.237
2019	CLEVELAND (AL)	6-3	4.45	68	0	0	0	1	56.2	56	29	28	6	4	19	2	41	0	0	.257
2020	CLEVELAND (AL)	0-1	3.97	14	0	0	0	0	11.1	13	5	5	1	0	2	0	5	0	0	.289
2021	MIAMI (NL)	1-2	2.88	33	0	0	0	0	34.1	30	14	11	0	5	11	4	21	1	0	.242
	TORONTO (AL)	2-2	1.69	39	0	0	0	1	37.1	31	10	7	2	2	5	0	30	0	0	.226
Minor Totals		20-11	3.06	221	3	0	0	19	306.1	285	115	104	27	11	56	8	212	9	0	.248
MAJOR TOTALS		12-16	3.33	224	0	0	0	2	208.0	198	86	77	14	17	54	15	155	2	0	.254

TRANSACTIONS

- Selected by the San Diego Padres in the 9th round of the 2013 First-Year Player Draft.
- Traded to the Cleveland Indians along with LHP Brad Hand in exchange for C Francisco Mejia on July 19, 2018.
- Traded to the Miami Marlins in exchange for cash considerations on November 30, 2020.
- Traded to the Toronto Blue Jays along with OF Corey Dickerson and cash considerations in exchange for INF Joe Panik and RHP Andrew McInvalde on June 29, 2021.

BIOGRAPHIES

LAST SEASON

HISTORY

RECORDS

OPPONENTS

PLAYER DEV.

MEDIA & MISC.



GAME HIGHS

ML Debut	March 29, 2018 vs. MIL	ER Allowed	4 – April 20, 2019 vs. ATL
Innings Pitched:		HR Allowed	2 – Aug. 12, 2018 at CWS
Starter	None	Low Hit CG	None
Reliever	3.0 – 3x, last: June 12, 2018 at STL	Last Win	Sept. 29, 2021 vs. NYY
Walks:		Last Save	Aug. 5, 2021 vs. CLE
Starter	None	Last CG	None
Reliever	3 – 2x, last: April 20, 2019 vs. ATL	Last Sho	None
Strikeouts:		Last Start	None
Starter	None	Last Relief App.	Oct. 3, 2021 vs. BAL
Reliever	4 – 2x, last: July 31, 2021 vs. KC	Longest Win Streak	3G – June 21-July 14, 2019
Hits Allowed	5 – May 27, 2018 at LAD	Longest Losing Streak	6G – June 19-Sept. 20, 2018
		Scoreless Innings Streak	12.0 – Sept. 4-29, 2021

MILESTONES

Category	Date	Opponent	Notes
Win	1 April 14, 2018	San Francisco	2.0 IP, 1H, 0ER, 0BB, 3K
Save	1 Sept. 11, 2019	at Los Angeles (AL)	0.1 IP, 1K

PROFESSIONAL CAREER:

MINORS:

- In 2013, began his professional career with Class-A (short) Eugene, pitching to a 3-1 record with a 2.56 ERA while converting 10 of his 13 save opportunities...His 28 games tied for 1st in the Northwest League, while he ranked 3rd in games finished (22) and 4th in saves (10).
- Spent the entire season 2014 with Advanced-A Lake Elsinore, posting a 5-3 record with a 2.90 ERA (25 ER/77.2 IP) in 52 games (one start).
- Spent most of the 2015 season with Double-A San Antonio, pitching to a 4-2 record with a 3.05 ERA (19 ER/56.0 IP) over 44 games...His 44 games for San Antonio ranked 7th among Texas League pitchers.
- Split the 2016 campaign between Triple-A El Paso and San Antonio, pitching to a 3-3 record and a 3.77 ERA (24 ER/57.1 IP) over 46 relief appearances...Named a Texas League Mid-Season All-Star for San Antonio after posting a 2-1 record and 1.86 ERA over 22 appearances before the All-Star break.
- Split the 2017 season between San Antonio and El Paso, combining for a 5-2 record and a 2.90 ERA (26 ER/80.2 IP) over 49 games (two starts)...Promoted to El Paso on May 20 and contributed to El Paso's postseason run, pitching to a 1-0 record over five games and 6.2 scoreless innings.

2018:

- Invited to Major League camp by San Diego in 2018 and made the Opening Day roster after 10 scoreless appearances in Arizona over 9.0 innings.
- Made his **MLB debut** on March 29 vs. MIL, taking the loss in a 2-1, 12.0-inning defeat (1.0 IP, 3H, ER).
- Overall with San Diego, recorded an ERA of 3.17 in 42 relief appearances (17ER/48.1 IP).
- Acquired by Cleveland along with **Brad Hand** in exchange for **Francisco Mejia** on July 19, 2018.
- Tied for 3rd among MLB rookie pitchers in games pitched (70).
- 48 of his 70 total outings were scoreless, including 22 of his 28 outings with Cleveland.

2019:

- Spent entire 2019 season in Cleveland's bullpen, finishing 2nd on the club with 19 holds, tied for 14th among American League relievers.
- Also finished T-15th in the AL in games pitched (68), which led the team.
- Posted scoreless outings in 49 of his 68 appearances...His inherited runner scored percentage of 24.4% (11-for-45) was 7th-lowest in the AL.
- Recorded his 1st Major League save on Sept. 11 at LAA (0.1 IP, 1K).

2020:

- Made 14 appearances for Cleveland, going 0-1 with a 3.97 ERA in 11.1 innings with two walks, five strikeouts, and only one home run allowed.
- Kept left-handed hitters to a .143 average (2-for-14).

Statcast Data

	2021	Career
Strikeout %:	17.8	18.0
Walk %:	5.6	6.3
Hard Hit %:	39.1	33.9
Fastest Pitch:	90.2 MPH	July 6, 2018 at ARI





DANNER HAGEN

65
PITCHER

BIRTHDATE September 30, 1998
OPENING DAY AGE 23
BIRTHPLACE Newport Beach, CA
RESIDENCE Huntington Beach, CA
INSTAGRAM @hagyd

BATS/THROWS R/R
HEIGHT/WEIGHT 6-1/210
CONTRACT STATUS signed thru 2022
M.L. SERVICE 0.000
OPTIONS USED 0 of 3

PERSONAL:

- Hagen Jarrell Danner (HAY-gen).
- Attended Huntington Beach High School.
- Was named a Rawlings Preseason All-American and California All Region 1st Team member in 2017.

LAST SEASON:

- In his first season solely as a pitcher, pitched 25 games with High-A Vancouver, going 2-1 with a 2.02 ERA (8 ER/35.2 IP), 12 walks, and 42 strikeouts.
- His 0.93 WHIP ranked 3rd among all High-A pitchers (min. 25G).
- Added to Toronto's 40-man roster at the end of the year to protect him from the Rule 5 Draft.

Bold - career high; Red - league high

Year	Club & League	W-L	ERA	G	GS	CG	SHO	SV	IP	H	R	ER	HR	HB	BB	IBB	SO	WP	BK	AVG
2021	Vancouver (HAW)	2-1	2.02	25	0	0	0	3	35.2	21	11	8	2	3	12	0	42	10	0	.171
Minor Totals		2-1	2.02	25	0	0	0	3	35.2	21	11	8	2	3	12	0	42	10	0	.171

TRANSACTIONS

- Selected by the Toronto Blue Jays in the 2nd round of the 2017 First-Year Player Draft.

PROFESSIONAL CAREER:

MINORS:

- Spent his first professional season in 2017 with the GCL Blue Jays...Batted .160 with five doubles, two homers, and 20 RBI over 34 games.
- In 2018, appeared in 32 games for Rookie-level Bluefield, going 31-for-111 (.279) with 11 doubles, two homers, and 19 RBI (.841 OPS).
- In last full season as a primary hitter in 2019, played in 80 games for Class-A Lansing...Finished the year with a .170 batting average, eight doubles, five triples, 12 home runs, and 33 RBI.
- Spent the cancelled 2020 season working out at a facility in Southern California called A2D Fitness...Trained specifically as a pitcher...Was joined there by NYM's **Dominic Smith**, SD's **Jacob Nix**, and TB's **Chris Betts**.

TORONTO, MOST CONSECUTIVE GAMES WITH STARTING PITCHER ALLOWING 3ER OR LESS - ALL-TIME

(SINGLE-SEASON)

20G	July 26-August 18, 2015
18G	May 5-25, 1991
17G	April 9-May 1, 1980

BIOGRAPHIES

LAST SEASON

HISTORY

RECORDS

OPPONENTS

PLAYER DEV.

MEDIA & MISC.





NON-ROSTER

DEGLAN KELLIN

80

CATCHER

BIRTHDATE May 3, 1992
 OPENING DAY AGE 29
 BIRTHPLACE Langley, BC
 RESIDENCE Milton, GA
 INSTAGRAM @keldegs

BATS/THROWS L/R
 HEIGHT/WEIGHT 6-2/215
 CONTRACT STATUS signed thru 2022
 M.L. SERVICE 0.000
 OPTIONS USED 0 of 3

PERSONAL:

- Kellin Lee Deglan.
- Husband to Ashley and father to Jameson.
- Attended R.E. Mountain Secondary School in Langley, BC...Played for the Langley Blaze of the wood-bat British Columbia Premier Baseball League before being drafted 22nd overall by the Texas Rangers in the 2010 First-Year Player Draft.
- Won a gold medal as a member of Team Canada at the 2015 Pan American Games.
- Was the second catcher selected in the June 2010 draft (TEX), 10 spots after **Yasmani Grandal** (CIN).

LAST SEASON:

- Played 12 games for Triple-A Scranton/Wilkes-Barre (NYY), batting .233 (7-for-30) with a double, a homer, and three RBI.
- Acquired by the Blue Jays on August 3.
- Spent the rest of the season with the Bisons, appearing in 27 games while going 16-for-79 (.203) with three doubles, three home runs, and 13 RBI (.688 OPS).

Bold – career high; Red – league high

Year	Club and League	AVG	G	AB	R	H	2B	3B	HR	RBI	BB	IBB	SO	SB	CS	OBP	SLG	OPS	SH	SF	HBP
2010	Rangers (ARIZ)	.286	10	28	5	8	0	1	0	5	2	0	7	0	0	.355	.357	.712	0	0	1
	Spokane (NOR)	.159	22	82	7	13	2	0	1	4	7	0	21	0	0	.222	.220	.442	0	1	0
2011	Hickory (SAL)	.227	89	291	39	66	15	1	6	39	34	0	91	2	0	.320	.347	.668	2	4	8
2012	Hickory (SAL)	.234	92	320	46	75	25	2	12	41	32	0	96	4	4	.310	.438	.748	1	4	5
2013	Myrtle Beach (CAR)	.231	89	308	37	71	10	2	12	49	33	0	94	0	0	.331	.393	.723	2	2	14
2014	Hickory (SAL)	.251	89	327	46	82	21	2	15	60	34	0	87	2	0	.326	.465	.791	3	3	4
	Myrtle Beach (CAR)	.217	12	46	3	10	3	0	1	8	1	0	16	0	0	.224	.348	.572	0	2	0
2015	High Desert (CAL)	.236	62	237	36	56	7	1	12	38	17	0	76	1	0	.295	.426	.721	1	1	3
	Frisco (TEX)	.214	19	70	5	15	3	0	1	4	3	0	22	0	0	.247	.300	.547	0	0	0
2016	Frisco (TEX)	.194	83	268	24	52	8	1	9	27	18	0	108	1	3	.256	.332	.588	1	2	5
2017																					
2018	Charleston (SAL)	.250	1	4	0	1	0	0	0	0	0	0	2	0	0	.250	.250	.500	0	0	0
	Tampa (FSL)	.184	32	98	8	18	6	0	2	14	9	0	32	0	0	.273	.306	.579	1	0	3
	Trenton (EAS)	.100	3	10	0	1	0	0	0	0	0	0	3	0	0	.100	.100	.200	0	0	0
2019	Trenton (EAS)	.265	65	230	30	61	13	1	8	30	17	0	73	1	0	.333	.435	.768	0	1	7
	Scranton/Wilkes-Barre(INT)	.158	6	19	3	3	0	0	1	2	2	0	6	0	0	.273	.316	.588	0	0	1
2021	Scranton/Wilkes-Barre(AAA)	.233	12	30	3	7	1	0	1	3	2	0	10	0	0	.281	.367	.648	0	0	0
	Buffalo (AAA)	.203	27	79	10	16	3	0	3	13	12	0	30	1	0	.333	.354	.688	0	1	4
	Minor Totals	.227	713	2447	302	555	117	11	84	337	223	0	774	12	7	.303	.387	.690	11	21	55

TRANSACTIONS


- Selected by the Texas Rangers in the 1st round (22nd overall) of the 2010 First-Year Player Draft
- Signed by the New York Yankees on December 12, 2016
- Traded to the Toronto Blue Jays on August 3, 2021
- Signed by the Toronto Blue Jays on November 29, 2021

PROFESSIONAL CAREER:

MINORS:

- Named a Texas Rangers organizational All-Star in 2012, batting .234 (75-for-320) in 92 games with Single-A Hickory (25-2B, 2-3B, 12 HR, and 41 RBI (.748 OPS).
- Missed the 2017 season due to a shoulder injury which required surgery and a year of rehab.
- Named the Eastern League Playoff MVP in 2019, helping the Double-A Trenton Thunder win their 4th league championship...Batted .304 (7-for-23) with a double, a triple, a home run, and four RBI over five postseason contests.
- With no Minor League baseball in 2020, worked out at a facility in John's Creek, GA, with HOU's **Luke Berryhill**, OAK's **Bryce Connelly**, SF's **Ronnie Freeman**, and DET's **DJ Petit**.





DE LEÓN

JOSÉ

87
PITCHER

NON-ROSTER

BIRTHDATE August 7, 1992
 OPENING DAY AGE 29
 BIRTHPLACE Isabela, Puerto Rico
 RESIDENCE Isabela, Puerto Rico
 INSTAGRAM @jdl_87

BATS/THROWS R/R
 HEIGHT/WEIGHT 6-0/220
 CONTRACT STATUS signed thru 2022
 M.L. SERVICE 2.095
 OPTIONS USED 4 of 4

PERSONAL:

- José Eugenio De León.
- Spent three seasons at Southern University, combining to go 17-8 with a 3.50 ERA (86 ER/221.0 IP), 86 walks, and 248 strikeouts.
- Is one of 18 Southern University products to play in the Major Leagues, including **Lou Brock** and **Vida Blue**.

LAST SEASON:

- Made his 1st Opening Day roster as an active player.
- Recorded nine strikeouts in each of his two starts, tying the single-game career high he established in 2016 while pitching for the Dodgers.
- In his season debut, a 5-3 win on April 5 vs. PIT, became only the 2nd pitcher born in Puerto Rico to start a game for the Reds, joining **Ricky Bones**.
- Designated for assignment on July 19 and signed a Minor League deal with Boston on Aug. 4.
- Finished the season with two appearances for the FCL Red Sox and made one more for the Caguas of the Puerto Rico Winter League.

Bold – career high; Red – league high

Year	Club & League	W-L	ERA	G	GS	CG	SHO	SV	IP	H	R	ER	HR	HB	BB	IBB	SO	WP	BK	AVG
2013	Dodgers (ARIZ)	2-3	4.01	9	8	0	0	0	33.2	32	18	15	1	4	18	0	35	4	0	.256
	Ogden (PION)	1-2	12.10	5	5	0	0	0	19.1	35	30	26	5	5	3	0	18	5	0	.380
2014	Ogden (PION)	5-0	2.65	10	8	0	0	0	54.1	44	25	16	2	4	19	0	77	6	2	.217
	Great Lakes (MIDW)	2-0	1.19	4	4	0	0	0	22.2	14	4	3	1	0	2	0	42	1	0	.171
2015	Rancho Cucamonga (CALL)	4-1	1.67	7	7	0	0	0	37.2	26	9	7	1	4	8	0	58	1	0	.193
	Tulsa (TL)	2-6	3.64	16	16	1	1	0	76.2	61	35	31	11	2	29	1	105	2	0	.216
2016	Oklahoma City (PCL)	7-1	2.61	16	16	0	0	0	86.1	61	29	25	9	1	20	0	111	1	0	.194
	LOS ANGELES (NL)	2-0	6.35	4	4	0	0	0	17.0	19	17	12	5	3	7	1	15	0	0	.288
2017	Rays (GULF)	1-0	0.75	3	2	0	0	0	12.0	4	1	1	1	1	1	0	12	1	0	.103
	Charlotte (FL)	1-0	1.88	4	3	0	0	0	14.1	11	3	3	0	0	9	0	18	0	0	.216
	Durham (IL)	0-2	6.75	3	3	0	0	0	12.0	14	9	9	1	0	6	0	14	1	0	.292
	TAMPA BAY (AL)	1-0	10.13	1	0	0	0	0	2.2	4	3	3	1	0	3	0	2	2	0	.333
2018									Missed season due to injury											
2019	Charlotte (FL)	0-0	3.86	2	2	0	0	0	4.2	4	3	2	1	0	3	0	1	0	0	.250
	Durham (IL)	2-1	3.51	17	13	0	0	1	51.1	41	20	20	4	6	27	0	73	2	0	.219
	TAMPA BAY (AL)	1-0	2.25	3	0	0	0	0	4.0	3	2	1	0	2	3	1	7	1	0	.188
2020	CINCINNATI (NL)	0-0	18.00	5	0	0	0	0	6.0	6	12	12	1	0	11	2	10	0	0	.250
2021	Red Sox (FCL)	0-1	9.00	2	0	0	0	0	2.0	3	2	2	1	0	0	0	4	0	0	.333
	Louisville (AAA)	1-1	4.63	12	0	0	0	1	11.2	8	7	6	1	0	7	0	19	0	0	.190
	CINCINNATI (NL)	0-1	8.35	9	2	0	0	0	18.1	22	17	17	4	2	11	0	33	3	0	.289
Minor Totals		28-18	3.41	110	87	1	1	2	438.2	358	195	166	39	27	152	1	587	24	2	.220
MAJOR TOTALS		4-1	8.44	22	6	0	0	0	48.0	54	51	45	11	7	35	4	67	6	0	.278

TRANSACTIONS

- Selected by the Los Angeles Dodgers in the 24th round of the 2013 First-Year Player Draft
- On injured list (right elbow surgery) from March 27, 2018-July 3, 2019
- Traded to the Cincinnati Reds in exchange for cash considerations on November 20, 2019
- On injured list (right groin strain) from September 15-28, 2020
- Signed by the Boston Red Sox on August 4, 2021
- Signed by the Toronto Blue Jays on November 29, 2021

GAME HIGHS

ML Debut	Sept. 4, 2016 vs. SD	ER Allowed	8 – Aug. 6, 2020 at CLE
Innings Pitched:		HR Allowed	2 – 3x, last: April 11, 2021 at ARI
Starter	6.0 – Sept. 4, 2016 vs. SD	Low Hit CG	None
Reliever	2.2 – May 29, 2017 at TEX	Last Win	Aug. 29, 2019 at HOU
Walks:		Last Save	None
Starter	3 – 2x, last: April 11, 2021 at ARI	Last CG	None
Reliever	4 – 2x, last: Aug. 30, 2020 vs. CHC	Last Sho	None
Strikeouts:		Last Start	April 11, 2021 at ARI
Starter	9 – 3x, last: April 11, 2021 at ARI	Last Relief App.	May 4, 2021 vs. CWS
Reliever	3 – 6x, last: April 30, 2021 vs. CHC	Longest Win Streak	4G – Sept. 4, 2016-Aug. 29, 2019
Hits Allowed	8 – April 11, 2021 at ARI	Longest Losing Streak	1G – April 11, 2021
		Scoreless Innings Streak	2.0 – 2x, last: April 17-20, 2021



MILESTONES

Category	Date	Opponent	Notes
Start	1 Sept. 4, 2016	San Diego	W - 6.0 IP, 5H, 4R/3ER, HR, 9K
Win	1 Sept. 4, 2016	San Diego	as a starter - 6.0 IP, 5H, 4R/3ER, HR, 9K

PROFESSIONAL CAREER:

MINORS:

- In 2014, was the Pioneer League Pitcher of the Year...Ended the season with four starts at Class-A Great Lakes...In his 2nd start there, recorded 14 strikeouts, breaking the club's single-game record held by **Clayton Kershaw** (12).
- Was a California League All-Star for Class-A Rancho Cucamonga in 2015...His 163 strikeouts for Rancho Cucamonga and Double-A Tulsa tied for fourth-highest in the minor leagues...Following the season, his changeup was rated by Baseball America as the best in the Texas League.

2016:

- Made his **MLB debut** on Sept. 4 vs. SD for the Dodgers at the age of 24...In a 7-4 win, became the youngest Dodgers pitcher to win his Major League debut since **Nathan Eovaldi** on Aug. 6, 2011 at ARI (6.0 IP, 5H, 4R/3ER, 9K)...Was the 5th pitcher since records became available in 1913 to win his debut as a starter while recording no walks and at least nine strikeouts, the first since **Stephen Strasburg** on June 8, 2010 vs. PIT.
- Became the first Dodgers pitcher to win the first two appearances of his career as a starter since **Kazuhiro Ishii** in 2002.
- Was a Baseball America Class Triple-A All-Star with Oklahoma City.
- Following the season, was rated by Baseball America as the 29th-best overall prospect in the minor leagues, the No. 3 prospect in the Dodgers organization and No. 3. prospect in the PCL.

2017:

- Spent the entire season in the minor leagues aside from a one-day stint with the Rays on May 29 at TEX...Pitched in relief that night and earned the 10-8 win by throwing 2.2 innings and 69 pitches, the most by a Rays reliever since **Chris Archer** threw 79 on Sept. 13, 2012 at BAL...Became the 11th pitcher in franchise history to win his Rays debut as a reliever and the first since **Andrew Bellatti** on May 9, 2015 vs. TEX.
- In March, was added to Puerto Rico's roster for the second round of the World Baseball Classic and threw 2.2 scoreless innings (5K) in a start vs. Venezuela...His strikeout victims included **José Altuve** (2x), **Robinson Chirinos**, **Aldes Escobar**, and **Ender Inciarte**.

2018:

- After two spring training games, was diagnosed with a torn ulnar collateral ligament in his right elbow...On March 13, had season-ending surgery and spent the year on the Rays' injured list.

2019:

- Began the season on the Rays' injured list recovering from March 2018 "Tommy John" surgery to repair the torn ulnar collateral ligament in his right elbow.
- Made 11 rehab appearances for Advanced-A Charlotte and Double-A Durham before he was reinstated from the IL on July 2.
- Went 806 days between Major League games (May 29, 2017 at TEX & Aug. 14, 2019 at SD).
- Earned his only win of the season in a 9-8 victory on Aug. 29 at HOU.
- Made two starts for Durham in the International League's Governors' Cup finals, including Game 1.
- On Nov. 20, just minutes before the Rule 5 Draft reserve lists were due, was acquired by the Reds for cash and a player to be named later.

2020:

- In his 1st season in the Reds organization, made five relief appearances during six stints on the Reds' 28-man roster.
- Threw 1.0+ inning in three of his five appearances, including a season-high 2.0 innings on Sept. 12 at STL.
- On Sept. 9 at Wrigley Field, the native and resident of Puerto Rico wore uniform #21, instead of his usual #87, in recognition of Roberto Clemente Day.
- While on the injured list, he traveled to the Wild Card Series at ATL as part of the Reds' 40-player Postseason pool.
- Following the season, played for Caguas in the Puerto Rico Winter League (4G, 2-1, 3.18 ERA, 17.0 IP, 8H, 10BB, 31K, .145 AVG).

Statcast Data

	2021	Career
Strikeout %:	36.3	27.7
Walk %:	12.1	14.5
Hard Hit %:	44.4	30.8
Fastest Pitch:	97.3 MPH	Aug. 29, 2020 vs. CHC





ESPINAL SANTIAGO

5
INFIELDER

BIRTHDATE November 13, 1994
 OPENING DAY AGE 27
 BIRTHPLACE Santiago, Dominican Republic
 RESIDENCE Miami, FL
 INSTAGRAM @stgo1313

BATS/THROWS R/R
 HEIGHT/WEIGHT 5-10/187
 CONTRACT STATUS signed thru 2022
 M.L. SERVICE 1.149
 OPTIONS USED 1 of 3

PERSONAL:

- Santiago Roman Espinal.
- Attended Lyman High School in Longwood, FL.
- Went to Miami-Dade Community College in Miami, FL...Played one season for the junior college, batting .432 (70-for-162) over 43 games.
- Enjoys playing basketball in his spare time...Favourite player is Kyrie Irving.

LAST SEASON:

- Batted .320 (65-for-203) across 62 starts...Hit .346 (54-for-156) with nine doubles, two homers, 11 RBI, and a 19BB/17K ratio from June 1st to the end of the season (.863 OPS).
- Played four games at Triple-A Buffalo, hitting .308 (4-for-13) with a double, a home run, and two RBI (.923 OPS).
- Recalled from the PDC training site on April 10 vs. LAA and tied a career-high with [three hits](#) in his season debut (also: Aug. 25, 2020 vs. BOS).
- Notched his [1st career triple](#) on May 16 vs. PHI.
- Tied his career-high with [three RBI](#) on May 28 at CLE (also: Sept. 13, 2020 vs. NYM).
- Hit his [1st career home run](#) on July 3 vs. TB, a two-run shot off [Matt Wisler](#) in the 6th...Wisler also surrendered [Cavan Biggio's](#) 1st homer on May 26, 2019.
- Launched his [2nd career roundtripper](#) on Aug. 1 vs. KC, a solo bomb off [Josh Staumont](#) in the 4th.
- Placed on the injured list with a right hip flexor strain from Aug. 29-Sept. 23.
- Went 13-for-29 (.448) in nine games after his IL stint to end the year.

Bold – career high; Red – league high

Year	Club and League	AVG	G	AB	R	H	2B	3B	HR	RBI	BB	IBB	SO	SB	CS	OBP	SLG	OPS	SH	SF	HBP
2016	GCL Red Sox (GCL)	.244	26	86	8	21	2	0	0	10	10	0	11	1	0	.330	.267	.597	2	0	1
2017	Greenville (SAL)	.280	123	492	64	138	18	4	4	46	39	0	67	20	6	.334	.358	.692	5	5	3
2018	Salem (CAR)	.313	65	256	53	80	15	3	7	32	18	1	35	9	1	.363	.477	.840	0	3	4
	Dunedin (FSL)	.262	17	65	9	17	3	1	2	8	6	0	10	0	3	.333	.431	.764	1	0	1
	New Hampshire (EAS)	.286	42	147	17	42	9	2	1	20	14	0	22	2	1	.354	.395	.749	0	1	2
2019	New Hampshire (EAS)	.278	94	367	46	102	21	1	5	57	35	1	50	10	11	.343	.381	.724	4	1	2
	Buffalo (INT)	.317	28	104	11	33	6	0	2	14	7	0	23	2	2	.360	.433	.793	1	0	0
2020	TORONTO (AL)	.267	26	60	10	16	4	0	0	6	4	0	16	1	0	.308	.333	.641	1	1	0
2021	Buffalo (AAA)	.308	4	13	1	4	1	0	1	2	0	0	4	0	0	.308	.615	.923	0	0	0
	TORONTO (AL)	.311	92	222	32	69	13	1	2	17	22	0	30	6	1	.376	.405	.781	1	0	1
Minor Totals		.286	399	1530	209	437	75	11	22	189	129	2	222	44	24	.344	.392	.736	13	10	13
MAJOR TOTALS		.301	118	282	42	85	17	1	2	23	26	0	46	7	1	.361	.390	.751	2	1	1

HOME RUN BREAKDOWN

Total	ONE GAME											
	H	A	2	3	4	GS	LO	XN	IP	PH	RHP	LHP
2	2	0	0	0	0	0	0	0	0	0	2	0

TRANSACTIONS

- Selected by the Boston Red Sox in the 10th round of the 2016 First-Year Player Draft
- Traded to the Toronto Blue Jays in exchange for OF Steve Pearce and cash considerations on June 28, 2018
- On injured list (right hip flexor strain) from Aug. 29-Sept. 23, 2021

GAME HIGHS

ML Debut	July 25, 2020 at TB	Stolen Bases	1 – 7x, last: Sept. 30, 2021 vs. NYY
Runs	2 – 6x, last: Oct. 2, 2021 vs. BAL	Last ML Home Run	Aug. 1, 2021 vs. KC
Hits	3 – 6x, last: Oct. 2, 2021 vs. BAL	Longest Hitting Streak	7G – 2x, last: Aug. 15-25, 2021
Home Runs	1 – 2x, last: Aug. 1, 2021 vs. KC	Longest On-Base Streak	13G – Aug. 10-26, 2021
RBI	3 – 2x, last: May 28, 2021 at CLE	Longest Hitless Streak	13AB – Aug. 19-Aug. 24, 2020



MILESTONES

Category	Date	Opponent	Pitcher	Notes
Hit	1 July 28, 2020	at Washington	Freeman	Single
Home Run	1 July 3, 2021	Tampa Bay	Wisler	2R
	2 Aug. 1, 2021	Kansas City	Staumont	1R
RBI	1 Aug. 20, 2020 (G1)	Philadelphia	Howard	Sacrifice Fly
Stolen Base	1 July 26, 2020	at Tampa Bay	Roe C-Perez	3rd base

PROFESSIONAL CAREER:

MINORS:

- Began his pro career with the GCL Red Sox in 2016 and batted .244 over 26 games.
- Connected for 18 doubles, four triples, and four homers while hitting .333 for Class-A Greenville in 2017.
- Among South Atlantic League batters in 2017, ranked 2nd in hits (138) and 10th in average (.280).
- Spent time in the Dominican Winter League with the Estrellas de Oriente, going 1-for-6 with a walk in five games.
- Started 2018 with Advanced-A Salem where he hit .313 with 15 doubles, three triples, and seven home runs over 65 games while being named a Mid-Season All-Star.
- Acquired by the Blue Jays from the Red Sox in exchange for **Steve Pearce** and cash considerations on June 28 and was assigned to Advanced-A Dunedin.
- Played 17 games for the D-Jays and slashed .262/.333/.431 with six extra-base hits.
- Wrapped up his 2018 season playing in 42 contests for Double-A New Hampshire...Hit .286 (42-for-147) for the Fisher Cats, including nine doubles, a pair of triples, a homer, and 20 RBI.
- Recorded four singles, two runs, and two walks over five postseason games for New Hampshire.
- Played in 15 games for the Surprise Saguaros in the Arizona Fall League, batting .250 (14-for-56) with three doubles, a triple, and four RBI.
- Began the 2019 season with Double-A New Hampshire.
- Batted .278 with 27 extra-base hits in 94 games for the Fisher Cats.
- Promoted to Triple-A Buffalo on Aug. 3 and slashed .317/.360/.433 over 28 contests for the Bisons to wrap up his 2019 campaign.
- After the season, was added to Toronto's 40-man roster to protect him from the Rule 5 Draft.

2020:

- Made his MLB Debut on July 25 at TB with a start at third base (0-for-2, K).
- Entered the game on July 26 at TB as a pinch-runner at 2nd base in the 10th inning...Swiped 3rd for his 1st career stolen base and then scored on a sac fly for his 1st career run.
- Recorded his [1st MLB hit](#) on July 28 at WAS, a single off **Sam Freeman**.
- On Aug. 20 vs. PHI (G1), picked up his 1st career RBI with a [sac fly](#).
- Singled twice and doubled on Aug. 25 vs. BOS for his 1st [three-hit game](#).
- Went 1-for-3 at the plate on Sept. 11 vs. NYM before pitching for the 1st time in his career as he tossed the 9th inning (2H, 1ER, HBP)...Pitched again on Sept. 15 at NYY (1.0 IP, 1H, 1ER, 1HR, 1BB), becoming the 5th position player in team history to pitch more than once in a season.
- Recorded a personal-best three RBI on Sept. 13 vs. NYM as he went 1-for-4 with a bases-clearing [double](#).
- Ended the season with a six-game hitting streak (6-for-15, 2-2B, 5 RBI).
- Named to Toronto's Wild Card roster but did not play.

Career-Highs - Statcast

	Speed/Distance	Date
Hardest Hit Ball:	104.4 MPH	Aug. 31, 2021 vs. BAL
Farthest Hit Ball:	400 feet	July 3, 2021 vs. TB
Top Sprint Speed:	28.9 ft/s	June 17, 2021 vs. NYY





FRANCIS BOWDEN

59
PITCHER

BIRTHDATE April 22, 1996
OPENING DAY AGE 25
BIRTHPLACE Tallahassee, FL
RESIDENCE Tallahassee, FL
INSTAGRAM @bowdenfrancis33

BATS/THROWS R/R
HEIGHT/WEIGHT 6-5/220
CONTRACT STATUS signed thru 2022
M.L. SERVICE 0.000
OPTIONS USED 0 of 3

PERSONAL:

- Bowden Francis...Pronounced "bao-den".
- Married to Jenna Francis and father to son, Booker.
- Brother of **Harrison Francis**, a 4th round draft pick of the Arizona Diamondbacks in 2017.
- First drafted by the Diamondbacks in the 18th round of the 2016 First-Year Player Draft but did not sign.
- Spent two seasons at Chipola College in Marianna, FL, combining to go 21-5 with a 3.31 ERA (59 ER/160.7 IP) and a 1.15 WHIP.
- Named a Rawlings Preseason All-American and Florida All Region 1st Team member in 2015.

LAST SEASON:

- Split the first half of the 2021 season between Double-A Biloxi and Triple-A Nashville before being traded to the Blue Jays on July 6.
- Spent the remainder of the year with Triple-A Buffalo, going 6-4 with a 4.19 ERA (34 ER/73.0 IP) and a 1.19 WHIP across 14 games (13 starts) with the Bisons.
- His 1.12 WHIP in 21 Triple-A East games ranked 2nd best in the league while his 110 strikeouts were 6th most.
- Added to Toronto's 40-man roster at the end of the year to protect him from the Rule 5 Draft.

Bold – career high; Red – league high

Year	Club & League	W-L	ERA	G	GS	CG	SHO	SV	IP	H	R	ER	HR	HB	BB	IBB	SO	WP	BK	AVG
2017	Brewers (ARIZ)	0-1	8.10	4	2	0	0	0	10.0	17	9	9	0	1	3	0	13	1	0	.362
2018	Wisconsin (MIDW)	5-8	4.41	22	19	0	0	0	104.0	120	63	51	9	2	29	1	95	6	0	.288
	Carolina (CARL)	2-2	4.88	4	4	0	0	0	24.0	19	13	13	3	2	9	0	11	0	0	.216
2019	Carolina (CARL)	1-1	3.86	3	3	0	0	0	14.0	13	6	6	1	0	6	0	20	2	0	.241
	Biloxi (SOUL)	7-8	3.99	25	24	0	0	0	128.2	111	61	57	14	7	49	1	145	4	2	.233
2021	Biloxi (AASO)	3-1	3.86	4	4	0	0	0	21.0	18	9	9	5	1	5	0	26	0	0	.222
	Nashville (AAAE)	4-2	3.49	7	7	0	0	0	38.2	26	17	15	4	2	12	0	39	0	0	.197
	Buffalo (AAAE)	6-4	4.19	14	13	0	0	0	73.0	56	38	34	15	7	31	0	71	4	1	.209
Minor Totals		28-27	4.22	83	76	0	0	0	413.1	380	216	194	51	22	144	2	420	17	3	.243

TRANSACTIONS

- Selected by the Milwaukee Brewers in the 7th round of the 2017 First-Year Player Draft.
- Traded to the Toronto Blue Jays along with RHP Trevor Richards in exchange for 1B Rowdy Tellez on July 6, 2021.

PROFESSIONAL CAREER:

MINORS:

- Spent his first professional season in 2017 with the Brewers' Rookie ball squad, surrendering nine runs over 10.0 innings (8.10 ERA).
- Split the 2018 campaign between Class-A Wisconsin and Advanced-A Carolina, going 7-10 with a 4.50 ERA (64 ER/128.0 IP).
- Started the 2019 season with Carolina before earning a mid-season promotion to Double-A Biloxi...Combined to go 8-9 with a 3.97 ERA (63 ER/142.2 IP).
- Did not play in 2020 due to the cancelled Minor League season.
- Trained at Diesel Fitness in Tampa during the shutdown.
- Joined the Brewers' alternate training site for the month of September.

BIOGRAPHIES

LAST SEASON

HISTORY

RECORDS

OPPONENTS

PLAYER DEV.

MEDIA & MISC.





NON-ROSTER

GAGE MATT

82

PITCHER

BIRTHDATE February 11, 1993
 OPENING DAY AGE 29
 BIRTHPLACE Johnstown, NY
 RESIDENCE Wilmington, DE
 INSTAGRAM @matt.gage.91

BATS/THROWS R/L
 HEIGHT/WEIGHT 6-3/265
 CONTRACT STATUS signed thru 2022
 M.L. SERVICE 0.000
 OPTIONS USED 0 of 0

PERSONAL:

- Matthew Robert Gage.
- Attended Broadalbin-Perth High School in Broadalbin, NY.
- Spent three years at Siena College, pitching in 46 games (37 starts) while fashioning a 11-16 record, a 3.99 ERA (110 ER/248.3 IP), and striking out 212 batters...Tossed four complete games in each of his last two collegiate seasons.
- Grew up near Cooperstown and would often attend induction ceremonies at the National Baseball Hall of Fame.
- Likes to golf in his spare time.

LAST SEASON:

- Combined to go 4-1 with a 4.14 ERA (21 ER/45.2 IP) and a 1.29 WHIP over 43 appearances between Double-A Amarillo and Triple-A Reno.
- Started the year with the Sod Poodles where he put up a 0.68 ERA across seven appearances (1 ER/13.1 IP).
- Earned a promotion to Reno on May 29 and made 36 outings for the Aces to close out the year.

Bold – career high; Red – league high

Year	Club & League	W-L	ERA	G	GS	CG	SHO	SV	IP	H	R	ER	HR	HB	BB	IBB	SO	WP	BK	AVG
2014	Giants (ARIZ)	2-0	1.89	13	6	0	0	0	33.1	27	8	7	1	0	8	0	32	6	0	.225
2015	Augusta (SALL)	4-4	4.07	15	15	0	0	0	77.1	87	43	35	3	1	13	0	71	3	1	.290
	Richmond (EL)	2-3	4.66	9	7	0	0	0	38.2	39	21	20	2	0	10	1	30	0	0	.262
2016	Richmond (EL)	9-7	3.38	23	23	1	0	0	136.0	130	55	51	2	3	34	0	106	3	1	.248
2017	Richmond (EL)	4-4	2.88	13	13	1	1	0	78.0	77	25	25	5	4	20	1	55	1	1	.261
	Sacramento (PCL)	2-7	5.75	13	12	0	0	0	67.1	99	49	43	3	2	20	0	40	5	0	.350
2018	Richmond (EL)	0-2	3.18	4	4	0	0	0	22.2	24	12	8	3	0	3	0	15	1	0	.270
	Binghamton (EL)	2-1	3.12	3	3	0	0	0	17.1	24	7	6	0	0	4	1	17	0	0	.338
	Sacramento (PCL)	4-7	6.45	11	10	0	0	0	53.0	83	45	38	4	1	15	0	32	1	0	.356
	Las Vegas (PCL)	1-1	6.30	2	2	0	0	0	10.0	13	7	7	0	2	4	0	16	0	0	.317
2019	Mexico (MEX)	10-4	5.57	25	24	0	0	0	118.0	142	79	73	14	6	39	0	106	5	2	.300
2021	Amarillo (AAACN)	2-0	0.68	7	0	0	0	1	13.1	9	2	1	1	2	1	0	18	1	1	.191
	Reno (AAAAN)	2-1	5.57	36	0	0	0	2	32.1	37	22	20	7	1	12	0	40	3	0	.276
	Minor Totals	44-41	4.31	174	119	2	1	3	697.1	791	375	334	45	22	183	3	578	29	6	.287

TRANSACTIONS

- Selected by the San Francisco Giants in the 10th round of the 2014 First-Year Player Draft
- Signed by the New York Mets on August 4, 2018
- Signed by the Arizona Diamondbacks on February 9, 2021
- Signed by the Toronto Blue Jays on November 29, 2021

PROFESSIONAL CAREER:

MINORS:

- Spent his 1st professional season in 2014 with the Giants' rookie ball team, posting a 2-0 record and a 1.89 ERA (7 ER/33.1 IP) over 13 games (6 starts).
- Split the 2015 campaign between Class-A Augusta and Double-A Richmond, going 6-7 with a 4.27 ERA (55 ER/116.0 IP).
- Was with the Richmond Flying Squirrels for the entirety of the 2016 season, finishing the year with a 9-7 record and a 3.38 ERA (51 ER/136.0 IP).
- Began the 2017 season in Richmond before receiving a promotion to Triple-A Sacramento...Named an Eastern League Mid-Season All-Star with Double-A Richmond.
- In 2018, made starts with four different teams, suiting up for Richmond and Binghamton at the Double-A level, while taking the hill for Sacramento and Las Vegas in Triple-A...Combined to go 7-11 with a 5.16 ERA (59 ER/103.0 IP).
- Spent the 2019 season with Triple-A Mexico, going 10-4 with a 5.57 ERA (73 ER/118.0 IP) across 25 games (24 starts).
- Played for Eastern Reyes del Tigre in the Constellation Energy League in 2020, making 11 appearances (3 starts) while fashioning a 3.07 ERA (5 ER/14.2 IP).





GARCÍA

YIMI

93
PITCHER

BIRTHDATE August 18, 1990
 OPENING DAY AGE 31
 BIRTHPLACE Moca, Dominican Republic
 RESIDENCE Moca, Dominican Republic
 INSTAGRAM @yimigarcia106

BATS/THROWS R/R
 HEIGHT/WEIGHT 6-1/230
 CONTRACT STATUS signed thru 2023
 M.L. SERVICE 6.149
 OPTIONS USED 3 of 3

PERSONAL:

- Yimi Garcia.
- Has a son named Jimmy.
- Signed as a non-drafted free agent on January 29, 2009 by the Dodgers...Signed by scout **Bienvenido Tavarez**.
- Will be the 1st player in franchise history to wear number 93 on his uniform.

LAST SEASON:

- Split the 2021 season between the Marlins and Astros, pitching to a 4-9 record with a 4.21 ERA (27 ER/57.2 IP), 18 walks, 60 strikeouts, and a 1.16 WHIP.
- Converted 15 of his 18 save opportunities (all with Miami)...Had only two career saves prior to the season.
- Made 10 appearances for Houston during the postseason, going 1-1 with a 7.00 ERA (7 ER/9.0 IP), including three walks and eight strikeouts.

		<i>Bold – career high; Red – league high</i>																			
Year	Club & League	W-L	ERA	G	GS	CG	SHO	SV	IP	H	R	ER	HR	HB	BB	IBB	SO	WP	BK	AVG	
2009	Dodgers (DOSL)	3-2	1.67	16	5	0	0	0	54.0	37	13	10	0	4	15	0	51	3	0	.202	
2010	Dodgers (ARIZ)	1-2	7.04	13	4	0	0	1	30.2	47	26	24	1	2	8	0	22	3	0	.356	
2011	Ogden (PION)	4-2	3.10	20	1	0	0	4	52.1	46	23	18	4	4	19	2	71	2	2	.236	
2012	Great Lakes (MIDW)	4-4	3.02	40	0	0	0	14	41.2	42	19	14	0	1	17	3	60	4	1	.253	
	Rancho Cucamonga (CALL)	2-1	2.53	9	0	0	0	2	10.2	7	5	3	0	0	5	0	22	0	0	.175	
2013	Chattanooga (SOUL)	4-6	2.54	49	0	0	0	19	60.1	35	17	17	9	2	14	1	85	1	0	.164	
2014	Albuquerque (PCL)	4-2	3.10	47	0	0	0	5	61.0	58	23	21	5	5	18	0	69	0	0	.249	
	LOS ANGELES (NL)	0-0	1.80	8	0	0	0	0	10.0	6	2	2	2	0	1	0	9	0	0	.171	
2015	Oklahoma City (PCL)	0-0	4.22	9	0	0	0	0	10.2	9	5	5	1	0	5	0	12	0	0	.231	
	LOS ANGELES (NL)	3-5	3.34	59	1	0	0	1	56.2	44	23	21	8	2	10	1	68	1	0	.209	
2016	Dodgers (ARIZ)	0-0	0.00	1	1	0	0	0	1.0	0	0	0	0	0	0	0	0	0	0	.000	
	Rancho Cucamonga (CALL)	0-0	6.00	2	2	0	0	0	3.0	3	2	2	2	1	0	0	5	0	0	.273	
	Tulsa (TL)	0-1	10.80	3	0	0	0	0	3.1	4	4	4	1	1	0	0	5	0	0	.308	
	LOS ANGELES (NL)	0-0	3.24	9	0	0	0	0	8.1	9	3	3	0	1	1	0	4	0	0	.310	
2017	Missed season due to injury																				
2018	Dodgers (ARIZ)	0-0	0.00	3	2	0	0	0	3.0	2	1	0	0	0	0	0	4	0	0	.182	
	Oklahoma City (PCL)	1-0	4.30	14	0	0	0	1	14.2	16	7	7	2	1	0	0	14	0	0	.281	
	LOS ANGELES (NL)	1-2	5.64	25	0	0	0	0	22.1	29	18	14	7	2	4	1	19	0	0	.305	
2019	LOS ANGELES (NL)	1-4	3.61	64	0	0	0	0	62.1	40	28	25	15	6	14	2	66	1	1	.178	
2020	MIAMI (NL)	3-0	0.60	14	0	0	0	1	15.0	9	1	1	0	0	5	0	19	0	1	.164	
2021	MIAMI (NL)	3-7	3.47	39	0	0	0	15	36.1	31	18	14	5	1	13	5	35	0	0	.223	
	HOUSTON (AL)	1-2	5.48	23	0	0	0	0	21.1	18	15	13	3	0	5	0	25	0	0	.235	
Minor Totals		23-20	3.25	226	15	0	0	46	346.1	306	145	125	25	21	101	6	420	13	3	.236	
MAJOR TOTALS		12-20	3.60	241	1	0	0	17	232.1	186	108	93	40	12	53	9	245	2	2	.216	

WILD CARD RECORD

Year	Club and Opp.	W-L	ERA	G	GS	CG	ShO	SV	IP	H	R	ER	HR	HB	BB	IBB	SO	WP	BK	AVG
2020	MIA vs. CHC	0-0	0.00	2	0	0	0	0	2.0	0	0	0	0	1	0	0	2	0	0	.000

DIVISION SERIES RECORD

Year	Club and Opp.	W-L	ERA	G	GS	CG	ShO	SV	IP	H	R	ER	HR	HB	BB	IBB	SO	WP	BK	AVG
2015	LAD vs. NYM	0-0	0.00	1	0	0	0	0	1.0	0	0	0	0	0	1	0	3	0	0	.000
2020	MIA vs. ATL	0-0	20.25	2	0	0	0	0	1.1	4	3	3	1	0	1	0	1	0	1	5.000
2021	HOU vs. CWS	1-1	18.00	3	0	0	0	0	2.0	5	4	4	1	0	0	0	2	1	0	.500
TOTALS		1-1	14.54	6	0	0	0	0	4.1	9	7	7	2	0	2	0	6	1	1	.429

CHAMPIONSHIP SERIES RECORD

Year	Club and Opp.	W-L	ERA	G	GS	CG	ShO	SV	IP	H	R	ER	HR	HB	BB	IBB	SO	WP	BK	AVG
2021	HOU vs. BOS	0-0	9.00	3	0	0	0	0	3.0	3	3	3	1	1	2	0	4	1	0	.250

WORLD SERIES RECORD

Year	Club and Opp.	W-L	ERA	G	GS	CG	ShO	SV	IP	H	R	ER	HR	HB	BB	IBB	SO	WP	BK	AVG
2021	HOU vs. ATL	0-0	0.00	4	0	0	0	0	4.0	1	0	0	0	0	1	0	2	0	0	.077



TRANSACTIONS

- Signed by the Los Angeles Dodgers on January 29, 2009
- On injured list (right biceps soreness) from April 23-November 7, 2016
- On injured list (right elbow surgery) from February 15, 2017-April 25, 2018
- On injured list (right forearm inflammation) from July 7-August 24, 2018
- Signed by the Miami Marlins on December 20, 2019
- Traded to the Houston Astros in exchange for OF Bryan De La Cruz and RHP Austin Pruitt on July 28, 2021
- Signed by the Toronto Blue Jays on December 1, 2021

GAME HIGHS

ML Debut	Sept. 1, 2014 vs. WAS	ER Allowed	4 – 2x, last: Sept. 24, 2021 at OAK
Innings Pitched:		HR Allowed	2 – 2x, last: May 19, 2019 at CIN
Starter	2.0 – July 6, 2015 vs. PHI	Low Hit CG	None
Reliever	2.0 – 14x, last: Sept. 6, 2020 at TB	Last Win	Sept. 22, 2021 at LAA
Walks:		Last Save	July 24, 2021 vs. SD
Starter	0 – July 6, 2015 vs. PHI	Last CG	None
Reliever	3 – 2x, last: July 4, 2021 at ATL	Last ShO	None
Strikeouts:		Last Start	July 6, 2015 vs. PHI
Starter	2 – July 6, 2015 vs. PHI	Last Relief App.	Oct. 1, 2021 vs. OAK
Reliever	4 – 3x, last: Sept. 6, 2020 at TB	Longest Win Streak	3G – Sept. 10-18, 2020
Hits Allowed	4 – 3x, last: July 4, 2021 at ATL	Longest Losing Streak	7G – May 27-Sept. 18, 2021
		Scoreless Innings Streak	12.1 – April 10-May 9, 2015

MILESTONES

Category	Date	Opponent	Notes
Start	1 July 6, 2015	Philadelphia	ND - 2.0 IP, 4H, 2ER, HR, 2K
Win	1 April 13, 2015	Seattle	as a reliever - 1.0 IP, 2K
Save	1 April 24, 2015	at San Diego	1.0 IP, 2K

PROFESSIONAL CAREER:

MINORS:

- Posted a 3-2 record in 16 games (five starts) with the Rookie-level DSL Dodgers in his 1st professional season in 2009 and ranked 2nd on the club with a 1.67 ERA...Limited opponents to a .202 average with 51 strikeouts against just 15 walks in 54.0 innings.
- Went 1-2 with one save and a 7.04 ERA in 13 games (four starts) for the Rookie-level AZL Dodgers in 2010.
- Appeared in 20 games (one start) with Rookie-level Ogden in 2011, going 4-2 with four saves and a 3.10 ERA...Struck out 71 batters in just 52.1 innings and limited opposing hitters to a .236 average.
- In 2012, went a combined 6-5 with a 2.92 ERA in 49 appearances with Class-A Great Lakes and Advanced-A Rancho Cucamonga...Struck out 82 in 52.1 innings, while limiting opposing hitters to a .238 batting average.
- Spent the entire 2013 campaign with Double-A Chattanooga, going 4-6 with 19 saves and a 2.54 ERA in 49 games... Tied for 2nd in the league with 19 saves in 26 opportunities, which led all Dodger minor leaguers in 2013...Selected as a Southern League Mid-Season All-Star...Also named a MiLB.com Organizational All-Star and was selected to the Arizona Fall League Rising Stars game.

2014:

- Broke into the Majors as a September callup after spending the majority of the year with Triple-A Albuquerque.
- Recalled from Albuquerque on Sept. 1 and made his **MLB debut** that evening against Washington at Dodger Stadium, firing a 2.0 scoreless innings while striking out one hitter (**Anthony Rendon**).
- Posted a 1.80 ERA (2 ER/10.0 IP) in 10 games for Los Angeles...Registered nine strikeouts to just one walk in his 10 games.
- Went 4-2 with five saves and a 3.10 ERA in 47 appearances with Triple-A Albuquerque before his promotion to LAD.

2015:

- Made his 1st Opening Day roster in his 2nd big-league season, going 3-5 with one save and 3.34 ERA in 59 games (one start) across three stints with Los Angeles.
- Ranked among the NL's best relievers in WHIP (0.95, 5th), opponents' batting average (.199, 16th), opponents' on-base percentage (.242, 4th), strikeout-to-walk ratio (6.60, 3rd), and strikeout per nine innings (10.87, 15th).
- Recorded a career-high 68 strikeouts against just 10 walks in 56.2 innings...Did not issue a walk between June 7-Sept. 28, a span of 33.2 innings over 33 games...Had a streak of 12.1 scoreless innings over 12 appearances from April 10-May 10.
- Earned his 1st MLB victory on April 13 vs. SEA with a scoreless inning pitched in the Dodgers' 6-5 win.
- Recorded his 1st big-league save on April 24 at SD.
- Posted a 3.13 ERA (19 ER/54.2 IP) in 58 relief appearances and made one start on July 6 vs. PHI, allowing two runs on four hits in 2.0 innings.
- Selected to the Dodgers' 2015 NLDS roster and made his 1st career postseason appearance at NYM, striking out three and issuing one walk in 1.0 inning of relief.

2016:

- Opened the season with Los Angeles and made nine relief appearances, posting a 3.24 ERA (3 ER/8.1 IP), before being placed on the DL with right biceps soreness for the rest of the season.
- Attempted a comeback with six rehab appearances (three starts) in July, but underwent arthroscopic surgery to remove a bone fragment in his left knee on Sept. 6.

2017:

- Missed the entire season while recovering from Tommy John surgery which he underwent on Oct. 25, 2016.



2018:

- Appeared in the Majors for the first time since 2016 due to injury, and went 1-2 with a 5.64 ERA in 25 games...Struck out 19 batters and walked four over 22.1 innings of relief.
- Pitched the 8th inning of the Dodgers' combined no-hitter on May 4 vs. SD in Monterrey, Mexico, striking out two in a 1-2-3 frame...**Walker Buehler** started the game (6.0 IP), followed by **Tony Cingrani** (1.0 IP), Garcia (1.0 IP), and **Adam Liberatore** (1.0 IP), as the group tossed the 1st combined no-hitter in franchise history.

2019:

- Set career-highs in appearances (64) and innings (62.1).
- Finished the season with a 1-4 record and 3.61 ERA, and held opponents to a .178 batting average while posting a 0.87 WHIP.
- His WHIP ranked 3rd among NL relievers, behind only **Josh Hader** (0.81) and **Giovanny Gallegos** (0.81)...His opponents' batting average ranked 5th in the NL (7th in MLB), and his ERA ranked 21st.

2020:

- Went 3-0 with a 0.60 ERA (1 ER/15.0 IP) in 2020, collecting one save...Allowed just nine hits in 15.0 innings, striking out 19 and walking five.
- Recorded his [2nd career save](#) on September 11 vs. PHI...His only previous save came on April 24, 2015 at SD with the Dodgers.
- Set the Cubs [down in order](#) on Sept. 30, striking out two, in the 8th inning of Game 1 of the Wild Card Series.
- Worked another clean 8th inning in Game 2 to help send the Marlins to the Division Series.

Statcast Data

	2021	Career
Strikeout %:	25.3	26.1
Walk %:	7.6	5.7
Hard Hit %:	37.3	33.7
Fastest Pitch:	99.1 MPH	June 20, 2021 at CHC

LONGEST SCORELESS INNINGS STREAKS BY A TORONTO RELIEVER WITHIN A SEASON

1989	26.2	Tom Henke	Aug. 6-Sept. 14, 1989
2015	26.0	Brett Cecil	June 24-Sept. 19, 2015
2008	26.0	Scott Downs	May 2-July 1, 2008
1986	24.0	Mark Eichhorn	Aug. 10-29, 1986
2001	23.0	Paul Quantrill	April 3-May 10, 2001
2007	21.2	Jeremy Accardo	April 4-May 26, 2007
1987	21.1	Tom Henke	April 6-May 20, 1987
1978	21.1	Victor Cruz	June 24-July 31, 1978





GAUSMAN

KEVIN

34
PITCHER

BIRTHDATE January 6, 1991
 OPENING DAY AGE 31
 BIRTHPLACE Centennial, CO
 RESIDENCE Baton Rouge, LA
 INSTAGRAM @kevingausman34

BATS/THROWS L/R
 HEIGHT/WEIGHT 6-2/205
 CONTRACT STATUS signed thru 2026
 M.L. SERVICE 7.151
 OPTIONS USED 3 of 3

PERSONAL:

- Kevin John Gausman (GAZW-min).
- Married his wife, Taylor, in December of 2016...The couple have two daughters, Sadie and Sutton.
- Before the 2018 season, changed from his old number of 39 to 34, in honor of the late former Toronto Blue Jays and Philadelphia Phillies pitcher **Roy Halladay**...Said Halladay was his idol growing up because they both hailed from Colorado.
- Wears his home state pride on his left arm where he has a sleeve tattoo that includes spot colour of the red and gold "C" logo that is on the Colorado state flag.
- Has two career immaculate innings (striking out three batters in one inning on just nine pitches): on April 23, 2018 vs. CLE and on August 18, 2019 vs. STL.

LAST SEASON:

- Set career-best marks in innings pitched (192.0), wins (14), quality starts (20), ERA (2.81), strikeouts (227), opponents' batting average (.210), and WHIP (1.04).
- Named a National League All-Star for the 1st time in his career and finished 6th in NL Cy Young voting.
- Among NL pitchers, ranked T-1st in games started (33), 4th in strikeouts, 5th in innings pitched, T-5th in wins, 6th in ERA, 6th in opponents' average, and 7th in WHIP.
- Became the 5th Giants starter since 1995 to finish a season with a winning percentage of at least .700 and an ERA under 3.00, joining **Johnny Cueto** (2016), **Matt Cain** (2012), **Tim Lincecum** (2008), and **Jason Schmidt** (2003).
- Allowed three earned runs or fewer in 29 of 33 starts overall...His 20 quality starts were tied for 4th most in the NL.
- His 227 strikeouts were the most by a Giants pitcher in a single-season since **Madison Bumgarner** struck out 251 batters in 2016.
- San Francisco went 21-12 (.636) in his starts, going 7-7 at Oracle Park and 14-5 on the road.
- Opposition went 22-for-143 (.154) against him with RISP, and 10-for-68 (.147) with RISP and two outs.
- Made his 2nd career Opening Day start on April 1 at SEA, taking a no-decision while allowing one run on two hits over 6.2 frames (2BB, 6K).
- Set a career-high with [12 strikeouts](#) on May 14 at PIT.
- Went six consecutive starts of allowing one run or fewer while tossing at least 6.0 innings from April 19-May 19, matching the 2nd-longest streak of its kind for any Giants pitcher since 1893 (**Christy Mathewson** - 8G in 1901; **Madison Bumgarner** - 6G in 2016).
- Named NL Pitcher of the Month for May, his 1st career MLB monthly honour and the first by a Giants pitcher since **Madison Bumgarner** in August of 2014...Across six starts, compiled a perfect 5-0 record with a 0.73 ERA and 49 strikeouts over 37.0 innings...Became the 3rd pitcher in Giants history to record an ERA lower than 0.80 and at least 49 strikeouts in a calendar month, joining Hall of Famers **Gaylord Perry** (Sept., 1967) and **Juan Marichal** (June, 1965).
- Drove in San Francisco's game-winning run with a [pinch-hit sacrifice fly](#) in the 11th inning on Sept. 17 vs. ATL, the Giants' first walk-off RBI by a pitcher since **Madison Bumgarner** on Sept. 25, 2018...The only other Giants pitcher with a walk-off RBI since 1974 was **Don Robinson**, on July 31, 1990.
- Placed on the Paternity List on Aug. 5 as he and his wife welcomed a baby girl (Sutton Clair) on Aug. 6...Sutton was named after Hall of Famer **Don Sutton**.
- Issued no more than one walk in any of his final nine starts of the season, the longest active streak among Major League starters.
- Appeared twice for the Giants during the NLDS against Los Angeles...Started Game 2 and took the loss (5.1 IP, 4H, 4ER, 3BB, 7K), and pitched in relief in Game 5 (0.2 IP).



Year	Club & League	W-L	ERA	G	GS	CG	SHO	SV	IP	H	R	ER	HR	HB	BB	IBB	SO	WP	BK	AVG
2012	Aberdeen (NYP/L)	0-0	0.00	2	2	0	0	0	6.0	1	0	0	0	0	0	0	5	0	0	.053
	Frederick (CARL)	0-1	6.00	3	3	0	0	0	9.0	10	6	6	3	0	1	0	8	0	1	.278
2013	Bowie (EL)	2-4	3.11	8	8	0	0	0	46.1	44	21	16	3	3	5	0	49	7	0	.246
	Norfolk (IL)	1-2	4.04	8	7	0	0	0	35.2	36	16	16	1	1	9	0	33	2	0	.271
	BALTIMORE (AL)	3-5	5.66	20	5	0	0	0	47.2	51	30	8	0	13	2	49	4	0	0	.276
2014	Aberdeen (NYP/L)	0-0	0.00	1	1	0	0	0	2.0	1	1	0	0	0	1	0	1	0	0	.143
	Norfolk (IL)	1-3	3.32	11	11	0	0	0	43.1	41	18	16	5	0	18	0	44	1	0	.246
	BALTIMORE (AL)	7-7	3.57	20	20	1	0	0	113.1	111	48	45	7	1	38	0	88	9	0	.260
2015	Frederick (CARL)	0-0	1.80	2	2	0	0	0	5.0	2	1	1	1	0	0	0	6	0	0	.100
	Bowie (EL)	0-1	10.80	1	1	0	0	0	3.1	4	4	4	2	0	0	0	4	0	0	.286
	Norfolk (IL)	0-1	1.29	3	3	0	0	0	14.0	10	3	2	2	0	6	0	14	0	0	.204
	BALTIMORE (AL)	4-7	4.25	25	17	0	0	0	112.1	109	56	53	17	2	29	1	103	7	0	.251
2016	Frederick (CARL)	0-1	2.70	1	1	0	0	0	3.1	4	2	1	0	0	2	0	8	0	0	.267
	Bowie (EL)	0-1	0.00	1	1	0	0	0	2.0	4	1	0	0	0	1	0	2	0	0	.364
	Norfolk (IL)	0-1	4.76	1	1	0	0	0	5.2	4	3	3	0	0	2	0	9	1	0	.200
	BALTIMORE (AL)	9-12	3.61	30	30	0	0	0	179.2	183	76	72	28	5	47	1	174	8	0	.262
2017	BALTIMORE (AL)	11-12	4.68	34	34	0	0	0	186.2	208	99	97	29	5	71	0	179	8	1	.283
2018	BALTIMORE (AL)	5-8	4.43	21	21	0	0	0	124.0	139	62	61	21	5	32	0	104	6	0	.281
	ATLANTA (NL)	5-3	2.87	10	10	0	0	0	59.2	50	23	19	5	2	18	1	44	0	0	.227
2019	Florida (FL)	0-1	5.40	1	1	0	0	0	5.0	5	3	3	1	0	1	0	6	0	0	.263
	Mississippi (SOUL)	0-0	0.00	1	1	0	0	0	6.0	3	1	0	0	0	0	0	3	0	0	.136
	Gwinnett (IL)	0-1	2.57	1	1	0	0	0	7.0	6	3	2	1	0	1	0	10	0	0	.240
	ATLANTA (NL)	3-7	6.19	16	16	0	0	0	80.0	92	60	55	12	4	27	2	85	2	0	.290
	CINCINNATI (NL)	0-2	4.03	15	1	0	0	0	22.1	21	11	10	3	1	5	1	29	0	0	.250
2020	SAN FRANCISCO (NL)	3-3	3.62	12	10	0	0	0	59.2	50	26	24	8	0	16	0	79	4	1	.221
2021	SAN FRANCISCO (NL)	14-6	2.81	33	33	0	0	0	192.0	150	66	60	20	4	50	1	227	7	0	.210
Minor Totals		4-17	3.25	45	44	0	0	0	193.2	175	83	70	19	4	47	0	202	11	1	.238
MAJOR TOTALS		64-72	4.02	236	197	1	0	0	1177.1	1164	557	526	158	29	346	9	1161	55	2	.257

DIVISION SERIES RECORD

Year	Club and Opp.	W-L	ERA	G	GS	CG	SHO	SV	IP	H	R	ER	HR	HB	BB	IBB	SO	WP	BK	AVG
2014	BAL vs. DET	0-0	2.45	1	0	0	0	0	3.2	3	1	1	0	0	1	0	5	0	0	.250
2018	ATL vs. LAD	0-0	9.00	1	0	0	0	0	2.0	2	2	2	1	0	2	0	4	0	0	.250
2021	SF vs. LAD	0-1	6.00	2	1	0	0	0	6.0	4	4	4	0	0	3	1	7	0	0	.182
TOTALS		0-1	5.40	4	1	0	0	0	11.2	9	7	7	1	0	6	1	16	0	0	.214

CHAMPIONSHIP SERIES RECORD

Year	Club and Opp.	W-L	ERA	G	GS	CG	SHO	SV	IP	H	R	ER	HR	HB	BB	IBB	SO	WP	BK	AVG
2014	BAL vs. KC	0-0	0.00	2	0	0	0	0	4.1	1	0	0	0	0	1	0	2	0	0	.083

TRANSACTIONS

- Selected by the Baltimore Orioles in the 1st round (4th overall) of the 2012 First-Year Player Draft.
- On injured list (right shoulder tendinitis) from May 8-June 20, 2015
- On injured list (right shoulder tendinitis) from April 3-25, 2016
- Traded to the Atlanta Braves along with RHP Darren O'Day in exchange for INF JC Encarnacion, C Brett Cumberland, RHP Evan Phillips, LHP Bruce Zimmermann, and international bonus slot money on July 31, 2018
- On injured list (right shoulder inflammation) from March 28-April 5, 2019
- On injured list (plantar fasciitis) from June 11-July 21, 2019
- Claimed off waivers by the Cincinnati Reds on August 5, 2019
- Signed by the San Francisco Giants on December 11, 2019
- Signed by the Toronto Blue Jays on December 1, 2021

GAME HIGHS

ML Debut	May 23, 2013 at TOR	ER Allowed	8 – 3x, last: May 29, 2019 vs. WAS
Innings Pitched:		HR Allowed	4 – 2x, last: Aug. 19, 2017 vs. LAA
Starter	9.0 – May 5, 2018 at OAK	Low Hit CG	4 – July 13, 2014 vs. NYY
Reliever	4.1 – June 28, 2013 vs. NYY	Last Win	Sept. 11, 2021 at CHC
Walks:		Last Save	None
Starter	6 – 2x, last: June 11, 2017 at NYY	Last CG	July 13, 2014 vs. NYY
Reliever	2 – 6x, last: Sept. 28, 2019 at PIT	Last Sho	None
Strikeouts:		Last Start	Oct. 2, 2021 vs. SD
Starter	12 – May 14, 2021 at PIT	Last Relief App.	Sept. 27, 2020 vs. SD
Reliever	6 – Aug. 18, 2019 vs. STL	Longest Win Streak	7G – April 19-June 5, 2021
Hits Allowed	12 – 2x, last: June 5, 2019 at PIT	Longest Losing Streak	5G – 2x, last: July 28, 2019-Aug. 4, 2020
		Scoreless Innings Streak	20.0 – Aug. 23-Sept. 9, 2016

MILESTONES

Category	Date	Opponent	Notes
Start	1 May 23, 2013	at Toronto	L - 5.0 IP, 7H, 4ER, HR, 2BB, 5K
	100 Aug. 26, 2017	at Boston	W - 7.2 IP, 4H, OR, 3BB, 5K
Win	1 June 28, 2013	New York (AL)	as a reliever - 4.1 IP, 3H, OR, 4K
10+ Strikeout Games (8)	8 Sept. 26, 2021	at Colorado	11 strikeouts



PROFESSIONAL CAREER:

MINORS:

- Signed on July 13, 2012 and made his professional debut with Class-A (short) Aberdeen...Also made three starts for Advanced-A Frederick.

2013:

- Reached the Majors in just his 2nd professional season, making five starts and 15 relief appearances during three stints with the Orioles...Entered the season as the O's 2nd-ranked prospect by Baseball America.
- Made his **MLB debut** on May 23 with a start in the 12-6 loss at TOR (5.0 IP, 7H, 4ER, HR, 2BB, 5K)...Recorded his 1st career strikeout in the 1st inning (**Edwin Encarnacion**).
- Following the season, was rated by Baseball America as the 2nd-best prospect in the Orioles' organization and a Top 100 overall prospect by Baseball Prospectus (10th), ESPN.com (23rd), and MLB.com (31st).

2014:

- Allowed three earned runs or fewer in 16 of his 20 starts for the Orioles, leading to nine quality starts.
- Posted a 3.18 ERA (18 ER/51.0 IP) in nine road starts and a 3.90 ERA (27 ER/62.1 IP) in 11 home starts...His road ERA was the 2nd-best road mark among AL rookies (min. 8 starts).
- Recorded a rain-shortened 5.0-inning complete game on July 13 vs. NYY.
- Tossed a season-high 7.1 innings on Sept. 1 vs. MIN...His streak of three straight starts with at least 7.0 IP and seven strikeouts was the longest by an Oriole since **Erik Bedard** did so from Aug. 10-21, 2007.
- Made three postseason appearances, all in relief, pitching to a 1.13 ERA (1 ER/8.0 IP) with seven strikeouts.

2015:

- Recorded his 1st Major League season with at least 100 strikeouts (103).
- Struck out 10 batters over 8.0 innings on Sept. 30 vs. TOR (G2)...The 10 strikeouts matched an Orioles season high (also: **Miguel Gonzalez** on April 14 vs. NYY).
- Went 3-1 with a 2.19 ERA (13 ER/53.1 IP) in 11 appearances (eight starts) at home...Posted a quality start in seven of his eight home starts, going 3-1 with a 1.97 ERA (11 ER/50.1 IP) and holding opponents to a .205 batting average in those eight outings.

2016:

- Led the Orioles with 18 quality starts.
- Began the season on the injured list with a right shoulder strain...Came off the IL on April 25.
- In a pair of starts vs. NYY, threw 7.0 scoreless innings on Aug. 28 at Yankee Stadium and 6.0 scoreless innings on Sept. 3 at Camden Yards...Became first pitcher to make consecutive starts, both vs. NYY and both scoreless, since Oakland's **Scott Sanderson** in 1990.

2017:

- His 34 starts tied **Chris Archer** for the most in the Majors and set a career-high mark.
- Set personal bests at the time with 186.2 innings pitched and 179 strikeouts.
- On May 3 at BOS, was **ejected** for the 1st time in his career after hitting **Xander Bogaerts** with a pitch.

2018:

- Tossed his 1st career **immaculate inning** on April 23 vs. CLE.
- Traded from Baltimore to Atlanta at the July 31 trade deadline.
- In 10 starts for the Braves, went 5-3 with a 2.87 ERA (4.43 in 21 starts for BAL)...His five wins were the most by a Braves pitcher acquired in a season since 2000, when **Andy Ashby** went 8-6 in 15 starts after he was acquired from Philadelphia.
- Appeared in one game during the NLDS vs. LAD, tossing **2.0 innings** of relief during Game 3.

2019:

- Split the season between Atlanta and Cincinnati...Was claimed off waivers from Atlanta on Aug. 5.
- Made his Reds debut on Aug. 8 vs. CHC...Was his first regular-season relief outing since May 6, 2015 at NYM, snapping a streak of 128 consecutive starts.
- Recorded at least two strikeouts in 10 of his 15 appearances with the Reds.
- In perfect 8th and 9th innings on Aug. 18 vs. STL, struck out all six batters, the most strikeouts by a Reds reliever in a game in 2019...In the 9th, became the 5th documented pitcher in Reds history to throw an **immaculate inning**, the first since **Drew Storen** on April 18, 2017 vs. BAL, and one of six Major Leaguers to do it in 2019 (**Chris Sale** x2, **Josh Hader**, **Thomas Pannone**, **Stephen Strasburg**, **Chris Martin**).


2020:

- Made 12 appearances (10 starts) for the Giants and emerged as the anchor of the starting rotation, leading the club in strikeouts (79) and quality starts (four) while finishing 2nd behind **Johnny Cueto** in innings pitched (59.2).
- Had one of his best years as a pro, setting personal bests in strikeouts per 9.0 innings (11.92), strikeout to walk ratio (4.94), and strikeout percentage (32.2%), with then career-low markers in WHIP (1.11) and baserunners per 9.0 innings (10.0).
- Opposing batters swung and missed at 33.1% of Gausman's pitches, the 7th-highest total of any pitcher in 2020 (min. 55.0 IP) and the 3rd best in the NL, behind **Jacob deGrom** (40.9) and **Corbin Burnes** (34.7).
- His 4.94 K/BB ratio was 7th best in the NL (min. 55.0 IP)
- Fanned 11 batters in his Aug. 15 start vs. OAK at Oracle Park, setting a new **career high**...Was his 4th career double-digit strikeout game.
- Over his last six outings, opposing hitters were held to a .157 average (16-for-102) with a .516 OPS).

Statcast Data

	2021	Career
Strikeout %:	29.3	23.9
Walk %:	6.5	6.9
Hard Hit %:	40.6	36.8
Fastest Pitch:	101.0 MPH	April 22, 2015 at TOR





GRICHUK RANDAL

15

OUTFIELDER

BIRTHDATE August 13, 1991
 OPENING DAY AGE 30
 BIRTHPLACE Rosenberg, TX
 RESIDENCE Rosenberg, TX
 INSTAGRAM @grich15

BATS/THROWS R/R
 HEIGHT/WEIGHT 6-2/215
 CONTRACT STATUS signed thru 2023
 M.L. SERVICE 7.033
 OPTIONS USED 3 of 3

PERSONAL:

- Randal Alexander Grichuk...Pronounced GRICH-ick.
- Played in the Little League World Series in 2003 and 2004 for Lamar (Texas)...Batted .632 (12-for-19) with four homers and 11 RBI in his 12-year-old season at the LLWS, helping Lamar to a 3rd-place finish.
- Played for Team USA in the 2007 World Youth Baseball Championship in Venezuela, hitting three home runs en route to the Gold Medal.
- Played high school baseball at Lamar Consolidated HS in Rosenberg, TX...Hit .613 with a nation-leading 21 home runs to go with 46 RBI in 28 games in his senior year...Combined for 38 home runs over his junior and senior seasons...Signed a letter of intent with the University of Arizona.
- Selected ahead of **Mike Trout** in back-to-back Los Angeles Angels picks (24th and 25th overall) in the 2009 draft.

LAST SEASON:

- Had a career-high 81 RBI (80 in 2019).
- Put together a career-long 12 game hitting streak from Sept. 21, 2020-April 6, 2021, batting .429 (18-for-42) with a double, four homers, and 12 RBI over that stretch (1,227 OPS).
- Drove in the go-ahead run with a **double** in the 10th inning of a 3-2 Opening Day win on April 1 at NYY.
- Hit his **1st home run** of the year on April 4 at NYY, a two-run shot to extend his hitting streak to 10 games.
- Cranked a **three-run homer** on April 24 at TB, his 4th longball of the year, all on the road...Homered in consecutive games for the 20th time in his career.
- Launched his **5th home run** of 2021 on April 30 vs. ATL...Ended his streak of homers vs. divisional teams at 23, the longest since divisions were formed in 1969.
- Plated the winning run in the 10th on May 1 vs. ATL, a **bases-loaded RBI single** for his 4th career walk-off hit, and 2nd as a Blue Jay (last: Aug. 28, 2020 vs. BAL).
- Hit his **6th bomb** of the season on May 6 at OAK, finishing the game with five RBI, one off his career high (six RBI on July 18, 2015 vs. NYM).
- Launched his **10th** and **11th** homers of the year on June 2 vs. MIA, his 1st multi-homer game of the season and 10th of his career (last: Aug. 19, 2020 at BAL).
- Drilled his **12th roundtripper** of the year on June 4 vs. HOU, homering in consecutive games for the 2nd time of the year.
- Hit a **solo home run** on July 4 vs. TB, his 15th of the year and 9th vs. AL East teams.
- On July 6 at BAL, homered in consecutive games for the 22nd time in his career and 3rd time this year...Marked his **21st career home run** vs. BAL, his most against any team.
- Drilled a **two-run homer** in the 2nd inning on Aug. 15 at SEA, reaching the 20-home run mark for the 5th time in his career.
- Went 2-for-5 with his **22nd blast** on Sept. 9 at NYY, his 3rd of the year at Yankee Stadium.
- Set a new career high with his **81st RBI** on Sept. 13 vs. TB (80 RBI in 2019)...Tallied three hits in consecutive games for the 1st time in 2021.

Bold – career high; Red – league high

Year	Club and League	AVG	G	AB	R	H	2B	3B	HR	RBI	BB	IBB	SO	SB	CS	OBP	SLG	OPS	SH	SF	HBP
2009	AZL Angels (AZL)	.322	53	236	47	76	13	10	7	53	9	0	64	6	4	.352	.551	.903	3	4	4
2010	AZL Angels (AZL)	.327	12	49	7	16	3	2	4	10	3	0	9	0	0	.365	.714	1.079	0	0	0
	Cedar Rapids (MID)	.292	52	202	41	59	19	4	7	36	9	0	50	4	0	.327	.530	857	0	1	2
2011	AZL Angels (AZL)	.333	7	24	2	8	1	1	0	6	2	0	4	0	0	.357	.458	815	0	2	0
	Cedar Rapids (MID)	.230	32	122	12	28	7	4	2	13	6	0	29	0	1	.267	.402	669	0	2	1
	Inland Empire (CAL)	.283	14	53	13	15	4	2	1	6	0	0	13	0	0	.316	.491	807	0	1	3
2012	Inland Empire (CAL)	.298	135	537	79	160	30	9	18	71	23	3	92	16	6	.335	.488	823	2	4	9
2013	Arkansas (TEX)	.256	128	506	85	128	27	8	22	64	28	2	92	9	5	.306	.474	780	2	3	9
2014	Memphis (PCL)	.259	108	436	73	113	23	2	25	71	28	2	108	8	5	.311	.493	804	0	2	6
	ST. LOUIS (NL)	.245	47	110	11	27	6	1	3	8	5	0	31	2	2	.278	.400	678	1	0	0
2015	ST. LOUIS (NL)	.276	103	323	49	89	23	7	17	47	22	2	110	4	2	.329	.548	877	0	1	4
2016	Memphis (PCL)	.272	23	81	12	22	4	1	6	18	2	0	14	0	0	.302	.568	870	0	1	2
	ST. LOUIS (NL)	.240	132	446	66	107	29	3	24	68	28	0	141	5	4	.289	.480	769	0	1	3
2017	Palm Beach (FSL)	.333	1	3	1	1	0	1	0	1	1	0	1	0	0	.500	1.000	1.500	0	0	0
	Springfield (TEX)	.250	1	4	1	1	0	0	1	3	0	0	2	0	0	.250	1.000	1.250	0	0	0
	Memphis (PCL)	.270	14	63	11	17	3	0	6	9	3	1	20	0	0	.313	.603	916	0	0	1
	ST. LOUIS (NL)	.238	122	412	53	98	25	3	22	59	26	3	133	6	1	.285	.473	758	0	2	2
2018	Dunedin (FSL)	.333	3	6	2	2	0	0	1	2	5	0	3	0	0	.636	.833	1.469	0	0	0
	New Hampshire (EAS)	.143	2	7	1	1	0	0	0	1	0	2	0	0	0	.250	.143	.393	0	0	0
	Buffalo (INT)	.250	2	8	1	2	0	0	1	2	1	1	3	0	0	.333	.625	958	0	0	0
	TORONTO (AL)	.245	124	424	60	104	32	1	25	61	27	0	122	3	2	.301	.502	803	0	3	8
2019	TORONTO (AL)	.232	151	586	75	136	29	5	31	80	35	0	163	2	1	.280	.457	737	0	2	5
2020	TORONTO (AL)	.273	55	216	38	59	9	0	12	35	13	1	49	1	1	.312	.481	793	0	2	0
2021	TORONTO (AL)	.241	149	511	59	123	25	1	22	81	27	0	114	0	3	.281	.423	.703	0	4	3
Minor Totals		.278	587	2331	388	649	134	44	101	365	121	9	506	43	21	.322	.504	825	7	20	37
MAJOR TOTALS		.245	883	3028	411	743	178	21	156	439	183	6	863	21	16	.293	.473	765	1	15	25



WILD CARD RECORD

Year	Club and Opp.	AVG	G	AB	R	H	2B	3B	HR	RBI	BB	IBB	SO	SB	CS	OBP	SLG	OPS	SH	SF	HBP
2020	TOR vs. TB	.143	2	7	0	1	0	0	0	0	1	0	5	0	0	.250	.143	.393	0	0	0

DIVISION SERIES RECORD

Year	Club and Opp.	AVG	G	AB	R	H	2B	3B	HR	RBI	BB	IBB	SO	SB	CS	OBP	SLG	OPS	SH	SF	HBP
2014	STL vs. LAD	.188	4	16	2	3	0	0	1	1	1	0	7	0	0	.235	.375	.610	0	0	0
2015	STL vs. CHI	.250	4	8	2	2	0	0	1	1	0	0	4	0	0	.250	.625	.875	0	0	0
TOTALS		.208	8	24	4	5	0	0	2	2	1	0	11	0	0	.240	.458	.698	0	0	0

LEAGUE CHAMPIONSHIP SERIES RECORD

Year	Club and Opp.	AVG	G	AB	R	H	2B	3B	HR	RBI	BB	IBB	SO	SB	CS	OBP	SLG	OPS	SH	SF	HBP
2014	STL vs. SF	.158	5	19	1	3	0	0	1	2	0	0	6	0	0	.158	.316	.474	0	0	0

HOME RUN BREAKDOWN

Total	ONE GAME											
	H	A	2	3	4	GS	LO	XN	IP	PH	RHP	LHP
156	91	65	10	0	0	2	0	2	0	3	109	47

TRANSACTIONS

- Selected by the Los Angeles Angels in the 1st round (24th overall) of the 2009 First-Year Player Draft
- Traded to the St. Louis Cardinals along with OF Peter Bourjos in exchange for IF David Freese and RHP Fernando Salas on November 22, 2013
- On disabled list (lower back strain) from April 17-May 15, 2015
- On disabled list (right elbow strain) from August 17-September 5, 2015
- On disabled list (lower back strain) from July 10-20, 2017
- Traded to the Toronto Blue Jays in exchange for RHP Dominic Leone and RHP Conner Greene on January 19, 2018
- On disabled list (right knee sprain) from April 30-May 31, 2018

GAME HIGHS

ML Debut	April 28, 2014 vs. MIL	Stolen Bases	2 – May 6, 2017 at ATL
Runs	4 – Sept. 20, 2016 at COL	Last ML Home Run	Sept. 9, 2021 at NYY
Hits	4 – 5x, last: Aug. 4, 2019 at BAL	Longest Hitting Streak	12G – Sept. 21, 2020-April 6, 2021
Home Runs	2 – 10x, last: June 2, 2021 vs. MIA	Longest On-Base Streak	15G – April 20-May 7, 2017
RBI	6 – July 18, 2015 vs. NYM	Longest Hitless Streak	26AB – March 31-April 9, 2016

MILESTONES

Category	Date	Opponent	Pitcher	Notes
Hit	1 April 29, 2014	Milwaukee	Lohse	Single
Home Run	1 June 7, 2014	at Toronto	Buerhle	1R
Multi-HR Game (10)	10 June 2, 2021	Miami	López, López	1R, 1R
Grand Slam HR	1 Aug. 13, 2016	at Chicago (NL)	Smith	8th inning
	2 Sept. 18, 2019	at Baltimore	Castro	9th inning
Walk-off HR	1 May 23, 2016	Chicago (NL)	Warren	1R, 9th inning
	2 Aug. 28, 2020	Baltimore	Sulser	2R, 10th inning
Extra-Inning HR	1 Aug. 5, 2015	at Cincinnati	Axelrod	1R, 13th inning
	2 Aug. 28, 2020	Baltimore	Sulser	2R, 10th inning
Pinch-hit HR	1 Sept. 20, 2014	Cincinnati	Dennick	1R, 6th inning
	2 Sept. 8, 2015	Chicago (NL)	Hammel	2R, 7th inning
	3 Aug. 11, 2016	at Chicago (NL)	Wood	1R, 7th inning
RBI	1 May 4, 2014	at Chicago (NL)	Hammel	Triple
Stolen Base	1 May 26, 2015	Arizona	Bradley C-Gosewisch	2nd base



PROFESSIONAL CAREER:

MINORS:

- Played in 53 games for the AZL Angels in his 1st season of professional baseball in 2009...Led the league in hits (76), triples (10), and at-bats (236) while ranking 2nd in RBI (53), extra-base hits (30), and total bases (130).
- Suffered injuries stemming from a torn ligament and a broken left wrist while diving for a ball, limiting him to 64 games in 2010.
- Suffered a broken knee cap from a foul ball during Spring Training in 2011, putting him on the disabled list until July 10 when he started playing for the AZL Angels...Then played at three different levels throughout the season (Rookie, A, A+) and combined to hit .256 with five home runs.
- Played 135 games for Advanced-A Inland Empire in 2012...Ranked T-2nd in the league in at-bats (537), 2nd in hits (160), 2nd in total bases (262), and T-4th in triples (9)...Led Inland Empire in runs (85), hits, and triples.
- After the 2012 season, played for Scottsdale in the Arizona Fall League where he hit .228 (13-for-57) over 16 games.
- Selected as an MLB.com Organizational All-Star for 2012...Ranked as the Angels' No. 6 prospect by Baseball America.
- Played exclusively for Double-A Arkansas in 2013...Was one of only two players in Minor League Baseball with at least 20 doubles, eight triples, and 20 home runs (**Scott Schebler**)...Led the Texas League in runs scored (85) and extra-base hits (57) while ranking 2nd in total bases (237).

2014:

- Began his first year in the St. Louis organization at Triple-A Memphis but joined the Cardinals three separate times.
- Recalled to St. Louis on April 28 and made his **MLB debut** that night vs. MIL, coming off the bench and playing both right field and center field (0-for-2)...Picked up his 1st Major League hit with a single off **Kyle Lohse** a day later.
- Collected his 1st RBI with a triple on May 4, 2014 at CHC.
- Hit his 1st home run off **Mark Buerhle** on June 7, 2014 at TOR.
- Slugged .435 vs. left-handed pitchers, including all three of his home runs.
- Was recalled for the final time of the season on Aug. 26 and batted .318 (21-for-66) in the remaining 28 games with an OPS of .823...Went 6-for-18 (.333) as a pinch-hitter and had five hits in his first six pinch-hit at-bats...Had an RBI in three consecutive games (Sept. 18-20) which included home runs in back-to-back games vs. CIN on Sept. 19 and 20...His home run on Sept. 20 was his 1st career pinch-hit homer, a 448-foot solo shot.
- Scored from second base on a wild pitch on Sept. 27, 2014 at ARI.
- Started each of the Cardinals' nine postseason games in right field...Batted .171 (6-for-35) with two homers and three RBI, hitting safely in six games.
- Homered off **Clayton Kershaw** in his 1st postseason plate appearance, at Dodger Stadium in Game 1 of the 2014 NLDS...Became the 6th Cardinals player to homer in his 1st postseason game, the 2nd Cardinals rookie to homer in his 1st post-season plate appearance (**George Watkins**, Game 2 of the 1930 WS vs. PHI) and the 3rd Cardinals rookie to homer in his 1st game, joining **Watkins** and **Mike Shannon** (Game 1 of the 1964 WS vs. NYY).
- Hit a game-tying home run in Game 3 of the 2014 NLCS at SF off **Tim Hudson** in the 7th inning, the 1st of his career vs. a right-handed pitcher.
- Rated as the No. 4 prospect in the Cardinals organization by Baseball America after the season...Was also listed as the "Best Athlete" and "Best Power Hitter" in the Cardinals' organization by Baseball America's "Best Tools" survey.

2015:

- Ranked among MLB rookie leaders in several categories despite having 50 less games played and almost half as many at-bats as most other rookie leaders...Had 47 extra-base hits, 2nd among rookies (**Kris Bryant** - 62), out of 89 total hits on the season (53%). Among NL rookies, tied for 1st in triples (7) while ranking 4th in home runs (17) and 6th in doubles (23)...His seven triples ranked T-5th in the NL and were the most by a Cardinal since **Matt Carpenter** had seven in 2013.
- Had his 1st career multi-HR game on June 20 at PHI.
- Went 3-for-3 with two home runs and a career-high six RBI on July 18 vs. NYM, reaching in all five plate appearances (HBP, BB).
- Homered for the game-winning RBI in the 13th inning on Aug. 5 at CIN, the 1st extra-inning blast of his career.
- Hit a 451-foot home run in a pinch-hit at-bat on Sept. 8, his 2nd career PH-HR.
- Named to the 2015 Topps MLB All-Star Rookie Team as an outfielder and shared St. Louis BBWAA Rookie of the Year honours with **Stephen Piscotty**.

2016:

- Was 6-for-14 (.429) with a home run as a pinch-hitter, including a pinch-hit homer on Aug. 11 at CHI, in his first game back after a recall from Memphis...
- Homered in consecutive games three times during the 2016 season (April 14-15, July 10-15, Aug. 23-24).
- Hit his 1st career walk-off home run on May 23 vs. CHI (off **Adam Warren**).
- Hit a grand slam on his 25th birthday on Aug. 13, 2016 at CHI...Became the 5th Cardinal to hit a grand slam on his birthday, joining **Colby Rasmus** (2010), **Todd Zeile** (1993), **Ted Simmons** (1974), and **Julian Javier** (1961).
- His seven home runs in August were a career best and his 15 extra-base hits that month ranked T-8th in the NL.
- Hit 10 homers over 23 games from Aug. 11-Sept. 6, T-4th in MLB over that period...His 20 extra-base hits ranked 2nd (**Brian Dozier** - 24)...Had eight consecutive hits for extra bases from Aug. 11-19 (4-2B, 1-3B, 3-HR).
- Led the Cardinals with 14 extra-base hits, nine doubles, and 18 RBI in Sept./Oct.

2017:

- Of his 22 home runs, 15 were solo homers and 17 of the 22 were hit in the No. 7 position or later in the lineup (T-3rd in NL).
- Homered on Opening Day and also the final day of the regular season.
- 50 of his 98 hits (51%) went for extra-bases...Ranked 2nd on St. Louis behind **Matt Carpenter** (194) with 153 extra-base hits from 2015-2017.
- Hit six home runs against the Cubs, the most by any opposing player vs. CHC...Went 16-for-45 (.356) in 14 games vs. CHC with two doubles, a triple, and six homers for an OPS of 1.240.
- Recorded his 2nd career walk-off hit with an RBI single off **Mike Montgomery** in an Opening Day win on April 2 vs. CHI.
- Hit a two-run homer with two out off **Roberto Osuna** to tie the game in the bottom of the 9th inning on April 27 vs. TOR (GM1).
- Stole two bases on May 6 at ATL for his 1st career multi-steal game.
- Posted a season-high five RBI on June 29 at ARI, one shy of his career best (July 18, 2015 vs. NYM).
- Landed on the disabled list with a lower back strain from July 10-20.
- Homered in four straight games from July 21-24, matching **Dexter Fowler** for the longest streak by a Cardinal in 2017.
- Recorded his 1st four-hit game on July 26 vs. COL (4-for-5, 1R).
- Hit his 20th home run of the year on Sept. 10 vs. PIT, giving him back-to-back seasons of 20+ homers.

2018:

- Set a then career high with 25 home runs (24 in 2016) which tied **Justin Smoak** for the team lead.
- Also set career bests with 32 doubles...His 55.8 XBH% (58/104) ranked 3rd highest among all qualified batters.
- Tied for 2nd in the AL with 36 extra-base hits after the All-Star break (21-2B, 1-3B, 14-HR).
- Went 36-for-119 (.303) with 13-2B, 1-3B, 9-HR and 18-RBI over his last 34 games.
- Hit his [1st home run](#) as a Blue Jay on March 30 vs. NYY.
- Doubled on April 9 at BAL to snap his career-long 0-for-26 drought, six more at-bats than his previous long (2x, last: April 25 - May 1, 2016).
- Was placed on the DL with a right knee sprain from April 30-May 31.
- Hit his [3rd home run](#) on June 3 at DET, a two-run shot in the 8th inning...Also doubled for his 2nd multi-XB game (April 17 (1) vs. KC: 2B, HR)...Marked his first road homer since Sept. 1, 2017 at SF.
- On June 8 vs. BAL, hit his [4th home run](#) of the season, a solo shot in the 5th inning to put the Jays up, 2-1...Marked his 20th career go-ahead HR.
- Hit his [5th homer](#) on June 9 vs. BAL, the 3rd of his last five contests...Homered in back-to-back games for the 1st time as a Blue Jay (last: Aug. 30-Sept. 1, 2017).
- Hit a pair of solo homers for his 3rd career [multi-HR](#) game on June 17 vs. WAS (last: July 8, 2015 vs. NYM)...Added an RBI single for a season-best four-RBI game.
- Hit a [471-foot home run](#) on June 25 at HOU, the longest by a Blue Jay in 2018.
- Homered in back-to-back games for the 2nd time of the season on Aug. 8 and 9 vs. BOS (also June 8-9 vs. BAL)...Had three RBI in consecutive games for the 1st time in his career.
- On Aug. 28 at BAL, recorded his 19th home run and singled three times to tie a career high with four hits (3rd time).
- On Aug. 29 at BAL, doubled twice, singled, and walked to reach base four times in consecutive games for the 1st time in his career.
- Homered twice in a game for the 4th time in his career on Sept. 8 vs. CLE...Marked his [20th](#) and [21st](#) home runs, hitting the 20-HR mark for the 3rd straight year.
- Recorded his 5th career [multi-HR](#) game and 3rd of the season on Sept. 15 at NYY...The three multi-HR efforts led the team.
- Hit his [25th HR](#) to set a career high (24 in 2016) on Sept. 26 vs. HOU.
- Notched a pinch-hit, bases-loaded [triple](#) on Sept. 28 at TB, the first by a Blue Jay since **Jason Smith** did so on April 4, 2007 at DET.
- Had each of his 10 hits go for extra-bases (5-2B, 1-3B, 4-HR) from Sept. 15-28, one shy of a franchise record (**José Cruz Jr.** - 11 straight XBH in 2000).

2019:

- Set career highs in games (151), runs (75), hits (136), home runs (31), walks (35), and strikeouts (163).
- Led the team in games played, runs, hits, doubles (29), triples (5), home runs, and RBI (80).
- Nominated for the Hank Aaron Award as the Blue Jays' top hitter.
- Was also Toronto's 2019 Roberto Clemente Award nominee...The award is bestowed annually to the player who best represents the game of baseball through extraordinary character, community involvement, philanthropy and positive contributions, both on and off the field.
- Hit his [1st home run](#) of the season on April 1 vs. BAL, ending a 0-for-14 drought to start the year...Added a double in the 9th inning.
- Signed a five-year contract extension (through 2023) worth \$52 million on April 2.
- Hit two solo homers on April 3 vs. BAL for his 6th career [multi-HR](#) game.
- On April 16 at MIN, drew three walks in a game for the 2nd time in his career (also April 10, 2016 at ATL).
- Belted a [469-foot home run](#) on May 31 at COL, which was the longest by a Blue Jay in 2019.
- Connected for his [10th homer](#) of the season on June 4 vs. NYY, his 7th to give the Blue Jays their first run(s) of the game.
- Hit a pair of homers on June 5 vs. NYY for his 7th career [multi-HR](#) game...Homered in consecutive games for the 14th time in his career (2nd time in 2019).
- Tied a career high with a [four-hit game](#) on July 1 vs. KC (4th time, last: Aug. 28, 2018 at BAL)...Reached the 500-hit mark for his career.
- Singled, tripled and homered (17th) in the same game for the 1st time in his career on July 29 vs. KC.
- Singled twice and doubled twice on Aug. 4 at BAL to tie a career high in hits for the 5th time, and 2nd time during the season (July 1 vs. KC).
- Notched his [20th home run](#) on Aug. 9 vs. NYY, reaching the 20-HR mark for the 4th straight season.
- Belted his [22nd homer](#) of the campaign on Aug. 13 vs. TEX...Marked his 300th career RBI...Homered in consecutive games for the 15th time in his career.
- Followed up a **Vladimir Guerrero Jr.** home run with [his own](#) on Aug. 16 vs. SEA, helping Toronto set a new franchise-record with its 12th set of back-to-back homers of the season (11 in 1999).
- On Sept. 8 at TB, recorded his [25th homer](#) to tie a career high (2018).
- Set a career mark with his [26th home run](#) on Sept. 13 vs. NYY.
- Recorded his 8th career [multi-HR](#) game and his 3rd of the season on Sept. 15 vs. NYY...Gave him eight homers vs. NYY, the most by any player in 2019...Became the 20th player all-time with eight home runs against the Yankees in a single season.
- Belted his [2nd career grand slam](#) with two out in the 9th inning to give the Blue Jays a 10-9 lead on Sept. 18 at BAL...Became the 5th player in club history with a slam in the 9th inning or later when down three runs...Reached the 30-HR mark for the 1st time...Homered in three straight games for the 3rd time in his career (2x in 2017).
- Put together a career-long 11-game hitting streak from Sept. 6-19...Hit .283 (13-for-46) with four doubles, a triple and six home runs over that span...The streak was tied with **Bo Bichette** for the longest by a Blue Jay in 2019.
- Hit his [31st homer](#) to extend his career high on Sept. 23 vs. BAL.

TORONTO, MOST CONSECUTIVE HITS FOR EXTRA BASES - ALL-TIME

Rank	Player	Streak	Start Date - End Date
1	Jose Cruz Jr.	11	07/03/2000 - 07/18/2000
2	Randal Grichuk	10	09/15/2018 - 09/28/2018
2	Kevin Pillar	10	04/24/2018 - 05/01/2018
2	Adam Lind	10	08/29/2009 - 09/04/2009
4	Three Players	9	--



2020:

- Led the team with 35 RBI (T-13th in the AL) and registered a team-high 18 multi-hit games (T-8th in the AL).
- Batted .328 (20-for-61) with a .950 OPS vs. left-handed pitchers, including four doubles and four home runs.
- Hit his [1st home run](#) of 2020 on Aug. 14 vs. TB, ending a career-long streak of 11 singles without an extra-base hit.
- Recorded multiple hits in a career-best five consecutive games from Aug. 15-19.
- On Aug. 16 vs. TB, took the injured **Bo Bichette's** spot at 2nd in the order and [homered](#) in his 1st plate appearance...Gave him extra-base hits in three straight games after registering none in his first 11 contests.
- Drove in a season-high four runs and hit his [3rd homer](#), all in his last four games, on Aug. 17 at BAL...Along with **Cavan Biggio**, became the 7th duo since 1920 (when RBI became a stat) to bat in the top two spots of the order and drive in all 7+ runs for a team...Homered in consecutive games for the 17th time in his career.
- Belted a [two-run blast](#) on Aug. 18 at BAL, homering in three straight games for the 4th time in his career...Had four RBI in back-to-back games for the 1st time in his career.
- Homered [twice](#) on Aug. 19 at BAL for his 9th career multi-HR game...Homered in four straight games to match a personal best streak (July 21-24, 2017)...Finished with 11 RBI in the series, tied for 2nd most by a Blue Jay in a three-game series (1st: **Josh Phelps** - 13 vs. SEA in 2004)...Became the 3rd batter in team history with at least five homers and 13 RBI over any four-game span, joining **Otto Velez** (1980) and **George Bell** (1987).
- Notched his [7th home run](#) (4th vs. LHPs) on Aug. 24 at TB, a three-run homer...Was his 4th 3+ RBI game in eight days.
- Connected for a game-winning two-run home run in the 10th inning on Aug. 28 vs. BAL...Was his 2nd career [walk-off homer](#) (also: May 23, 2016 vs. CHC)...Gave him nine home runs for the year, all since Aug. 14, tied with **José Abreu** for the most in MLB over that time...Marked his 300th career extra-base hit.
- Registered his [10th home run](#) on Sept. 21 vs. NYY, ending a career-long 22-game homerless drought.
- Hit a [solo shot](#) on Sept. 25 vs. BAL and a [three-run blast](#) on Sept. 26 vs. BAL, homering in consecutive games for the 19th time in his career and 3rd time in 2020...Gave him seven home runs and 18 RBI vs. Baltimore, both the most by any player vs. one team during the 2020 season.
- Went 1-for-7 with a walk in the Wild Card round, his first playoff action since 2015.

Career-Highs - Statcast

	Speed/Distance	Date
Hardest Hit Ball:	114.2 MPH	May 24, 2016 vs. CHC
Farthest Hit Ball:	471 feet	June 25, 2018 at HOU
Top Sprint Speed:	34.0 ft/s	Sept. 5, 2016 at PIT

TORONTO, BACK-TO-BACK HOME RUNS MORE THAN ONCE IN THE SAME GAME

6/19/2012	TOR 10 at MIL 9	Colby Rasmus/Jose Bautista/Edwin Encarnacion Colby Rasmus/Jose Bautista
7/22/2002	TOR 6 at BAL 3	Vernon Wells/Chris Woodward Carlos Delgado/Vernon Wells
4/20/2001	TOR 12 at KC 4	Raul Mondesi/Carlos Delgado Raul Mondesi/Carlos Delgado
8/17/2001	TOR 11 vs TEX 3	Jeff Frye/Jose Cruz, Jose Jr. Shannon Stewart/Carlos Delgado
7/30/1999	TOR 8 vs DET 2	Willie Greene/Shawn Green Carlos Delgado/Tony Fernandez





NON-ROSTER

GROSHANS

JORDAN

76

INFIELDER

BIRTHDATE November 10, 1999
 OPENING DAY AGE 22
 BIRTHPLACE Magnolia, TX
 RESIDENCE Magnolia, TX
 INSTAGRAM @groshans_jordan

BATS/THROWS R/R
 HEIGHT/WEIGHT 6-3/200
 CONTRACT STATUS signed thru 2022
 M.L. SERVICE 0.000
 OPTIONS USED 0 of 3

PERSONAL:

- Jordan Groshans.
- His brother, **Jaxx Groshans**, was drafted by Boston in the 5th round in 2019.
- Drafted by the Blue Jays out of Magnolia High School (TX) in the same year as his teammate, **Adam Kloffenstein**, was also selected by Toronto...Named a 2017 Perfect Game All-American...Three INF selected ahead of him were **Alec Bohm** (PHI), **Nick Madrigal** (CWS), and **Jonathan India** (CIN).
- Ranked by Baseball America as Toronto's 2nd-best prospect heading into 2020, 3rd-best heading into 2021 (34th overall in MLB), and 4th-best heading into 2022 (73rd overall in MLB)...Listed as the Blue Jays 3rd-best prospect (80th overall) entering the 2022 season by MLB Pipeline.

LAST SEASON:

- Appeared in nine Spring Training games, going 1-for-11 (.091) with an RBI and four strikeouts.
- Spent the year with Double-A New Hampshire...Batted .291 across 75 contests with 23 doubles, seven home runs, 40 RBI, and 34 walks (.817 OPS).
- His 23 doubles were 3rd most among Double-A shortstops.

Bold – career high; Red – league high

Year	Club and League	AVG	G	AB	R	H	2B	3B	HR	RBI	BB	IBB	SO	SB	CS	OBP	SLG	OPS	SF	SH	HBP
2018	GCL Blue Jays (GCL)	.331	37	142	17	47	12	0	4	39	13	0	29	0	0	.390	.500	.890	2	0	2
	Bluefield (APP)	.182	11	44	4	8	1	0	1	4	2	0	8	0	0	.229	.273	.502	1	0	1
2019	Lansing (MID)	.337	23	83	12	28	6	0	2	13	13	0	21	1	1	.427	.482	.909	0	0	0
2021	New Hampshire (AA)	.291	75	278	46	81	23	0	7	40	34	0	61	0	0	.367	.450	.817	3	0	1
Minor Totals		.300	146	547	79	164	42	0	14	96	62	0	119	1	1	.372	.453	.825	6	0	4

TRANSACTIONS

- Selected by the Toronto Blue Jays in the 1st round (12th overall) of the 2018 First-Year Player Draft.

PROFESSIONAL CAREER:

MINORS:

- Played his first season of pro ball in 2018, splitting time between the GCL (37G) and Rookie-level Bluefield (11G)...Combined to hit .296 with 13 doubles and five home runs over 48 games.
- Spent his entire 2019 campaign with Class-A Lansing where he hit .337 with a .909 OPS.
- Was limited to 23 contests due to a left foot injury which shut him down in May for the remainder of the season.
- Invited to Summer Camp at Rogers Centre in July 2020.
- Spent the regular season at the club's alternate training site in Rochester, NY.

SEASONS IN WHICH TORONTO WAS THE 1ST TEAM TO SCORE 500 RUNS

YEAR	DATE	GAME #
2003	June 28	81
1986	July 20	94
2015	July 21	95
2012	July 28	100





GUERRERO JR. VLADIMIR

27
INFILDER

BIRTHDATE March 16, 1999
OPENING DAY AGE 23
BIRTHPLACE..... Montreal, QC
RESIDENCE..... Nizao, Dominican Republic
INSTAGRAM..... @vladdyjr27

BATS/THROWS R/R
HEIGHT/WEIGHT 6-2/240
CONTRACT STATUS..... signed thru 2022
M.L. SERVICE 2.157
OPTIONS USED 0 of 3

PERSONAL:

- Vladimir Guerrero Jr.
- Son of nine-time All-Star and 2004 AL MVP **Vladimir Guerrero**, who was inducted into the Hall of Fame in 2018 with Vladimir Jr. in attendance...Nephew of former Major Leaguer **Wilton Guerrero**.
- Signed by the Toronto Blue Jays as a 16-year-old on July 2, 2015...Was ranked 4th on MLB.com's Top 30 International Prospects list at the time.
- Ranked as the 3rd-best prospect by both Baseball America and MLB prior to the 2018 season...Ranked 4th by Baseball Prospectus.
- Listed as the top overall prospect heading into the 2019 season by MLB, Baseball America and Baseball Prospectus...Was rated with an 80 hit tool for the second straight year, the highest ever given out by MLB Pipeline.

LAST SEASON:

- His 48 homers tied **Salvador Perez** for the MLB lead and eclipsed **George Bell** (47 in 1987) for 2nd most in franchise history **José Bautista** - 54 in 2010).
- Hit 11 home runs at TD Ballpark, 10 at Sahlen Field, and 10 at Rogers Centre, marking the 1st time in MLB history that a player hit 10 or more home runs or more at each of three different ballparks in the same season.
- Led MLB hitters in runs (123) and total bases (363).
- Among AL batters, ranked 1st in OBP (.401), 1st in SLG (.601), 1st in OPS (1.002), T-1st in home runs (48), 2nd in hits (188), 3rd in AVG (.311), 3rd in extra-base hits (78), T-5th in RBI (111) and T-6th in walks (86)...Became the 1st player in franchise history to lead the AL in both OBP and SLG.
- Named the AL Hank Aaron Award winner, the youngest recipient in the history of the award...Joined **Carlos Delgado** (2000), **José Bautista** (2010, 2011), and **Josh Donaldson** (2015) as the only Blue Jays to earn the award.
- Claimed the inaugural Juan Marichal Award, recognizing the best Dominican player in Major League Baseball.
- Won the Canadian Baseball Hall of Fame and Museum's 2021 Tip O'Neill Award, presented annually to the Canadian player judged to have excelled in individual achievement and team contribution while adhering to baseball's highest ideals.
- Named All-MLB first baseman.
- His 86 batted balls of 110+ MPH led MLB, ahead of **Giancarlo Stanton** (75).
- His 280 times on base topped AL hitters and finished 2nd most in MLB (**Juan Soto** - 304).
- His .332 AVG at home also led the AL and was 3rd best overall (**Nick Castellanos** - .359; **Trea Turner** - .336).
- His 17 three-hit games were tied for the 2nd most in MLB (**Yuli Gurriel** - 18)...His 52 multi-hit games ranked 3rd in the AL.
- Connected for his [1st home run](#) of the season on April 4 at NYY, a solo shot to right field...Was his 2nd career homer to right (also: Aug. 28, 2020 vs. BAL).
- During Toronto's home opener on April 8 vs. LAA, recorded the [1st Major League home run](#) in the history of Dunedin's TD Ballpark, a two-run blast off of **Griffin Canning**.
- At 22 years and 42 days old on April 27 vs. WAS, became the youngest player ever with [three home runs](#) and seven RBI in a game...Became the 5th Canadian-born player to record a three-homer game (**Joey Votto** - 3x, **Larry Walker** - 3x, **Justin Morneau**, **Michael Saunders**)...Hit his [3rd career grand slam](#) off **Max Scherzer** in the 3rd inning (also: July 20, 2019 at DET and July 30, 2019 at KC)...Became the youngest player in Blue Jays history with three career grand slams and the 8th youngest in MLB history to reach three slams (last: **Alex Rodriguez** - 20.345 in 1996)...The [seven RBI](#) set a career best (5 RBI on July 30, 2019 at KC)...With his father, **Vladimir Guerrero**, became the 4th father-son duo in the expansion era (since 1961) to homer off the same Cy Young winning pitcher.
- Notched his [9th homer](#) in his 37th game on May 14 vs. PHI, matching his season total from 2020 in 23 fewer games.
- His 1.092 OPS after 50 games was the 3rd highest through the first 50 games of a season by an AL player age 22 or younger all-time.
- Hit a [career-long homer](#) of 465 feet on May 16 vs. PHI...Homered in three straight games for the 1st time in his career.
- Recorded his [2nd multi-home run](#) game of the season (4th career) on May 21 vs. TB...Hit a [two-run homer](#) in the 12th inning, his 1st career home run in extra innings.
- Picked up his [3rd multi-homer](#) game of the season (5th career) on May 24 vs. TB...The [first shot](#) was hit at 117.4 MPH, tying **Rowdy Tellez** (Aug. 20, 2020 vs. PHI) for the hardest-hit home run by a Blue Jay in the Statcast Era (since 2015).
- Hit his MLB-leading [16th home run](#) on May 25 at NYY, homering in consecutive games for the 3rd time this year (4th career)...Set a career-high with 16 home runs, doing so in just 47 games (15 HR in 123 games in 2019).
- Became the first player age 22 or younger to lead the Triple Crown categories 60+ games into a season since Hall of Famer **Al Kaline** in 1955.
- Recorded a 4-for-4 effort, the 1st four-hit game of his career, on June 1 vs. MIA.
- Belted his MLB-best [20th homer](#) in his 62nd game of the season on June 12 at BOS...The only Blue Jays to reach 20 home runs in a season in fewer team games were **José Bautista** in 2011 (52G), **George Bell** in 1987 (54G), and **Carlos Delgado** in 2000 (58G)...Homered in consecutive games for the 4th time in 2021 (5th career)...At age 22, became the 3rd youngest player ever to be the 1st batter in a season to reach 20 home runs, behind **Mel Ott** in 1929 (20) and **Eddie Mathews** in 1953 (21).
- Notched his [21st longball](#) as part of a 3-for-5 day on June 13 at BOS...Homered in three straight games for the 2nd time in his career and 2nd time of the season (May 14-16 vs. PHI).

BIOGRAPHIES

LAST SEASON

HISTORY

RECORDS

OPPONENTS

PLAYER DEV.

MEDIA & MISC.



- Launched a **game-tying home run** with two out in the 9th on June 14 at BOS...Homered in four straight games for the 1st time in his career...At the age of 22.090, became the youngest player in MLB history to homer in every game of a four-game road series.
- Recorded his **25th homer** on June 25 vs. BAL, becoming the 3rd-fastest in team history to reach the 25-HR mark in a season, doing so in 74 games (**George Bell** - 69G in 1987; **Carlos Delgado** - 72G in 2000)...Set the single-season home run record for a Canadian-born Blue Jay (**Michael Saunders** - 24 in 2016)...At 22 years old, became the youngest player in team history with a 25-HR campaign (**Jesse Barfield** - 23 in 1983).
- Hit his **26th bomb** on June 26 vs. BAL, homering in 3+ consecutive games for the 3rd time this season...Marked his 50th career home run.
- Named AL Player of the Week for June 21-27...Hit .391 (9-for-23) with a double, three home runs, and seven RBI (1.308 OPS)...Was his 3rd career POTW nod (2x in 2019).
- Finished 1st among all Major Leaguers in All-Star voting with 2,704,788 total votes, joining **José Bautista** (2011, 2014) and **Josh Donaldson** (2015) as the only Blue Jays to finish atop the Majors in All-Star balloting...The 22-year-old became the youngest player ever to lead the Majors in All-Star Balloting since the process was returned to the fans in 1970, ahead of **Cody Bellinger**, who was 23 during the voting period in 2019.
- At 22 years and 119 days old, became the youngest player ever to win All-Star Game MVP (**Ken Griffey Jr.** - 22.236 in 1992)...Homered and finished 1-for-3 with two RBIs...Became the 2nd-youngest to hit a home run at the ASG (**Johnny Bench** - 21.228 in 1969) and the 2nd Blue Jay to do so (**Roberto Alomar** in 1993)...His 468-th homer was the longest Midsummer shot in the Statcast era (since 2015)...Joined the **Griffey**s and the **Bonds** as the only father-son duos to homer in an All-Star Game.
- Launched home runs number **29** and **30** on July 16 vs. TEX for his 4th multi-HR game of the season (**6th career**)...Reached 30 home runs in 88 games, the fewest team games to reach the mark in franchise history, ahead of **José Bautista** (91G in 2011)...Became the 1st player ever to homer in the ASG and then hit two homers in the 1st game after it...At 22, became the youngest in team history to record a 30-HR season (**Vernon Wells** - 24 in 2003).
- Belted a **three-run blast** on July 29 at BOS for his 33rd home run of the year, becoming the 1st player in franchise history with 33 homers in the team's first 100 games of a season (**Carlos Delgado** - 32 in 2000)...Also became the 2nd MLB player age 22 or younger to hit at least 33 home runs before the start of August, joining **Johnny Bench** (36 in 1970).
- **Singled** in the 1st inning in the Blue Jays' return home, on July 30 vs. KC, for the first hit at Rogers Centre in 670 days.
- Cranked his **35th home run** of the season on Aug. 8 vs. BOS...Became the 2nd Toronto batter all-time to reach 35 dingers in the team's first 110 games of a season, joining **George Bell** who also hit his 35th home run in the 110th game, also on Aug. 8, during his 1987 MVP campaign.
- Notched his **40th home run** of the season on Sept. 6 at NYY, becoming the youngest player in franchise history to reach the mark (**Jesse Barfield/Tony Batista/Shawn Green** - 26 years old)...Became the 10th player in MLB history with a 40-HR campaign in his age 22 or younger season...He and his father, **Vladimir Guerrero**, joined **Cecil** and **Prince Fielder** as the only father-son duos to reach the 40-HR mark.
- Had a career-best 14-game hitting streak from Aug. 23-Sept. 6, batting .414 (24-for-58) with 12 runs, a double, four homers and nine RBI over that span (1.090 OPS).
- Notched his **42nd home run** and 100th RBI of the year on Sept. 9 at NYY...Became the youngest player in franchise history to reach 100 RBI in a season (**Vernon Wells** - 23 in 2002)...Joined **Joe DiMaggio** (1937) and **Juan Gonzalez** (1992) as the only players in AL history with 40+ HR and 100+ RBI in a season before turning 23.
- Cranked his **43rd home run** on Sept. 11 at BAL (1), joining **Joe DiMaggio** (46 in 1937) and **Juan Gonzalez** (43 in 1992) as the only players in AL history to reach 43 homers at age 22 or younger.
- Laced his **45th longball** on Sept. 13 vs. TB, the 4th most in a season in franchise history...With a launch angle of 15 degrees, tied **Manny Machado** (Aug. 20 vs. PHI) for the lowest launch angle on a fence-clearing home run in 2021...Surpassed his father's career high in home runs (44 in 2000).
- Put together a career-best 25-game on-base streak from Aug. 20-Sept. 13...Batted .340 (35-for-103) with a double, 10 homers, and 15 RBI (1.039 OPS) during the streak.
- Crushed his **46th bomb** on Sept. 17 vs. MIN, tying **Jose Canseco** for the 3rd most homers in a season in Blue Jays history.
- Drilled his **47th homer** on Oct. 2 vs. BAL, tying **George Bell** (1987) for 2nd most in a season all-time by a Blue Jay.
- Recorded his **48th home run** on the final day of the season, Oct. 3 vs. BAL, the most by a player age 22 or younger in MLB history (**Eddie Mathews** - 47 HR in 1953)...Marked his 12th homer vs. BAL in 2021, the most vs. a single opponent by any player in 2021 and the most vs. a single club in a season in franchise history.

Bold - career high; Red - league high

Year	Club and League	AVG	G	AB	R	H	2B	3B	HR	RBI	BB	IBB	SO	SB	CS	SLG	OBP	OPS	SH	SF	HBP
2016	Bluefield (APP)	.271	62	236	32	64	12	3	8	46	33	1	35	15	5	.359	.449	.808	0	5	2
2017	Lansing (MID)	.316	71	269	53	85	21	1	7	45	40	2	34	6	2	.409	.480	.889	0	4	5
	Dunedin (FSL)	.333	48	168	31	56	7	1	6	31	36	1	28	2	2	.450	.494	.944	0	3	2
2018	GCL Blue (GCL)	.333	3	9	3	3	2	0	0	0	1	0	1	0	0	.400	.556	.956	0	0	0
	Dunedin (FSL)	.500	1	4	1	2	1	0	0	2	0	0	0	0	0	.500	.750	1.250	0	0	0
	New Hampshire (EAS)	.402	61	234	48	94	19	1	14	60	21	5	27	3	3	.449	.671	1.120	1	6	4
	Buffalo (INT)	.336	30	110	15	37	7	0	6	16	15	0	10	0	0	.414	.564	.978	0	2	1
2019	Dunedin (FSL)	.267	4	15	2	4	1	0	0	1	1	0	2	0	0	.353	.333	.686	0	0	1
	Buffalo (INT)	.367	9	30	7	11	1	0	3	8	4	0	2	1	0	.441	.700	1.141	0	0	0
	TORONTO (AL)	.272	123	464	52	126	26	2	15	69	46	0	91	0	1	.339	.433	.772	0	2	2
	TORONTO (AL)	.262	60	221	34	58	13	2	9	33	20	1	38	1	0	.329	.462	.791	0	0	2
2020	TORONTO (AL)	.311	161	604	123	188	29	1	48	111	86	7	110	4	1	.401	.601	1.002	0	2	6
	Minor Totals	.331	289	1075	192	356	71	6	44	209	151	9	139	27	12	.414	.531	.945	1	20	15
	MAJOR TOTALS	.289	344	1289	209	372	68	5	72	213	152	8	239	5	2	.367	.517	.884	0	4	10

ALL-STAR GAME RECORD

Year	League and City	AVG	G	AB	R	H	2B	3B	HR	RBI	BB	IBB	SO	SB	CS	OBP	SLG	OPS	SH	SF	HBP
2021	AL at COL	.333	1	3	1	1	0	0	1	2	0	0	0	0	0	.333	1.334	1.667	0	0	0

WILD CARD RECORD

Year	Club and Opp.	AVG	G	AB	R	H	2B	3B	HR	RBI	BB	IBB	SO	SB	CS	OBP	SLG	OPS	SH	SF	HBP
2020	TOR vs. TB	.143	2	7	0	1	0	0	0	0	0	0	4	0	0	.250	.143	.393	0	0	1



HOME RUN BREAKDOWN

Total	H	A	ONE GAME				GS	LO	XN	IP	PH	RHP	LHP
			2	3	4								
72	41	31	6	1	0		3	0	1	0	0	52	20

TRANSACTIONS

- Signed by the Toronto Blue Jays on July 2, 2015

GAME HIGHS

ML Debut	April 26, 2019 vs. OAK	Stolen Bases	1 – 5x, last: Aug. 23, 2021 vs. CWS
Runs	3 – 8x, last: Sept. 12, 2021 at BAL	Last ML Home Run	Oct. 3, 2021 vs. BAL
Hits	4 – June 1, 2021 vs. MIA	Longest Hitting Streak	14G – Aug. 23-Sept. 6, 2021
Home Runs	3 – April 27, 2021 vs. WAS	Longest On-Base Streak	25G – Aug. 20-Sept. 13, 2021
RBI	7 – April 27, 2021 vs. WAS	Longest Hitless Streak	20AB – Sept. 23-29, 2021

MILESTONES

Category	Date	Opponent	Pitcher	Notes
Hit	1 April 26, 2019	Oakland	Petit	Double
Home Run	1 May 14, 2019	at San Francisco	Vincent	1R
Multi-HR Game (6)	6 Aug. 30, 2021	Baltimore	Ellis, Diplán	1R, 3R
3-HR Game	1 April 27, 2021	Washington	Scherzer (2), Finnegan	GS, 1R, 2R
Grand Slam HR (3)	1 July 20, 2019	at Detroit	Soto	5th inning
	2 July 30, 2019	at Kansas City	Staumont	9th inning
	3 April 27, 2021	Washington	Scherzer	3rd inning
RBI	1 May 4, 2019	at Texas	Lynn	Single

PROFESSIONAL CAREER:

MINORS:

- In 259 minor-league games, has 151 walks and 139 strikeouts.
- Played his 1st season of pro ball in 2016 for Rookie-level Bluefield where he slashed .271/.359/.449 over 62 games... Named an MiLB.com Organizational All-Star, Appalachian League All-Star, and Baseball America Rookie All-Star at the end of the year.
- Started 2017 with Single-A Lansing...Over 71 contests for the Lugnuts, batted .316 with 21 doubles, a triple, seven home runs and 45 RBI while drawing 40 walks to go against just 34 strikeouts (.888 OPS)...Named a 2017 Mid-Season All-Star and was a Futures Game selection...Promoted to Advanced-A Dunedin where he upped his average to .333 and his OPS to .944 across 48 games...Helped Dunedin to a Florida State League Championship (co-winners with Palm Beach Cardinals due to Hurricane Irma).
- After his 2017 campaign, was named a Baseball America Minor League All-Star, Baseball America Low Class-A All-Star, MiLB.com Organizational All-Star and MiLB Post-Season All-Star.
- Went 7-for-13 (.538) across four spring training games with the Major League squad to start 2018, including a walk-off home run in Montreal vs. STL on March 27...His father also hit a walk-off homer at Olympic Stadium, a 10th-inning three-run blast on May 7, 2003 vs. SD.
- Was assigned to Double-A New Hampshire to begin the 2018 season...Slashed .402/.449/.671 (94-for-234) across 61 games for the Fisher Cats, including 19 doubles, one triple, 14 home runs and 60 RBI...Named a MiLB Player of the Month for May...Named a Mid-Season All-Star...Promoted to Triple-A Buffalo and drove from New Hampshire to join the Bisons with a stop in Cooperstown to see his father inducted into the Hall of Fame...On July 31, walked three times while scoring twice and driving in a run in his Triple-A debut vs. Lehigh Valley...Homered in four straight games from Aug. 8-11...Over 30 hits for the Bisons, hit .336 (37-for-110) with a .414 OBP (15BB, 10K).
- Hit .381 across his 95 Minor League games during the 2018 season, 32 points better than the next qualified full-season player...Named Player of the Week on three occasions (April 15-NH, May 6-NH, Aug. 12-BUF).
- At the end of the season, was named Baseball America Minor League Player of the Year, MiLB.com Organizational All-Star, Post-Season All-Star, and was dubbed as the minors' Top Third Baseman in MiLB.com's Toolshed 2018 edition.
- Played for the Surprise Saguaros in the Arizona Fall League where he batted .351 (27-for-77) with seven doubles and 17 RBI over 19 games.

MLB, MOST HOME RUNS HIT IN A SINGLE DERBY - ALL-TIME

Rank	Player	Season	HR
1	Vladimir Guerrero Jr.	2019	91
2	Giancarlo Stanton	2016	61
3	Joc Pederson	2019	60
4	Pete Alonso	2019	57
5	Kyle Swarber	2018	55



2019:

- Among AL rookies, ranked 1st in hits (126), T-1st in doubles (26), T-3rd in extra-base hits (43), 3rd in walks (46), 3rd in RBI (69) and T-7th in home runs (15)...His .272 batting average was the highest by a qualified Toronto rookie since **Eric Hinske** hit .279 in 2002...Recorded 12 three-hit games, the most among AL rookies and 3rd most by a Blue Jays rookie all-time (**Bob Bailor** - 15 in 1977; **Alfredo Griffin** - 14 in 1979)...His 69 RBI for the season were 3rd most by a rookie in franchise history and 3rd most by a Canadian-born player while with the Blue Jays (**Russell Martin** - 77 in 2015 and 74 in 2016).
- Finished 7th in AL Rookie of the Year voting.
- Named to Baseball America's All-Rookie Team.
- Had his contract selected on April 26...Made his **MLB debut** that night vs. OAK and **doubled** in his final at-bat (1-for-4) to set up the game-winning run...At 20 years and 41 days old, became the 5th youngest Blue Jays player to make his MLB debut and the 4th youngest Toronto player to record a hit.
- May 4 at TEX, singled to collect his **1st career RBI**...Drove in **Justin Smoak**, who himself collected his 1st career RBI on April 27, 2010 with a sac fly to score **Vladimir Guerrero Sr.**
- Hit a 118.9 MPH **single** on May 11 vs. CWS, the hardest hit ball by a Blue Jay in the Statcast era (since 2015)...Went 2-for-2 with two walks for his 1st career multi-hit game...At 20.056 years old, became the youngest player in team history to reach base four times in a game, and the 2nd youngest with a multi-hit game (**Brian Milner** - 18.221 on June 26, 1978 vs. BAL).
- Opened the scoring with his **1st career home run** on May 14 at SF...At 20 years and 59 days old, became the youngest player in franchise history to hit a home run, 18 days younger than **Danny Ainge** (June 2, 1979 at SEA)...Connected for another home run in the 6th, a **three-run blast**...Became the youngest in team history with a multi-HR game, ahead of **Travis Snider** (21.070 on April 13, 2009 at MIN) and the 15th youngest (19th time) all-time with a multi-HR effort (last: **Juan Soto** - 3x in 2018)...His home runs had exit velocities of 111.3 and 113.7 MPH, making him the 1st Blue Jay in Statcast history (since 2015) to hit two homers of at least 110 MPH in the same game...Added a single for his 1st career three-hit game...Became the 2nd youngest Blue Jay with a three-hit effort, behind **Brian Milner** (18.221 on June 26, 1978 vs. BAL)...His 1st four-RBI night made him the 26th youngest all-time to drive in 4+ runs in a game, and the youngest in team history as well, ahead of Lloyd Moseby (20.202 on May 25, 1980 vs. NYY).
- Notched his **4th homer** of the season on May 19 at CWS, all on the same six-game road trip.
- Claimed AL Player of the Week for May 13-19...Went 7-for-21 (.333) in six games, with four home runs, nine RBI and 3BB/1K for a 1.321 OPS.
- Hit the **5th homer** of his career and his 1st at home on May 22 vs. BOS...Became the 4th player in Blue Jays history at the time to hit 5+ HR in his first 21 career games (**Carlos Delgado** - 8; **Devon Travis** - 6; **Brett Lawrie** - 5)...Later in the year, **Bo Bichette** became the 5th with seven homers in his first 21 games.
- **HOME RUN DERBY**: Became the youngest player to ever take part in the Home Run Derby...Connected for 29 home runs in the 1st round, surpassing **Josh Hamilton** (28 in 2008) for the most all-time in a single round...Then hit another 29 bombs in the 2nd round, and needed extra time and a swing-off to best **Joc Pederson**, giving him 69 homers through two rounds of competition...Guerrero Jr.'s 22 home runs in the final round were topped by **Pete Alonso's** 23...The 20-year-old's **91 home runs** on the night were 30 more than any player had ever produced in a single Home Run Derby (**Giancarlo Stanton** - 61 in 2016)...Coach **John Schneider** was his pitcher for the event.
- Belted his **1st career grand slam** on July 20 at DET...At 20 years and 126 days old, became the youngest Blue Jay to hit a grand slam (**Brett Lawrie** - 21.204).
- On July 30 at KC, became the 2nd Blue Jays rookie all-time to hit two **grand slams** in a season, joining **Rowdy Tellez** who did so earlier in the year...Became the youngest player in MLB history to hit his first two grand slams...Also set a career high with five RBI, becoming the 4th youngest player (20.136) in AL history with a five-RBI game, behind **Mike Trout** in 2011 (20.023), **Rougned Odor** in 2014 (20.110) and **Al Kaline** in 1955 (20.119).
- **Homered twice** and doubled while driving in four runs on Aug. 1 at BAL...Became the 3rd youngest player in AL history with two multi-HR games, behind **Ken Griffey Jr.** (1989) and **Manny Machado** (2012)...Became the 3rd youngest player in AL history with 10+ total bases in a game, trailing **Buddy Lewis** (1936) and **Al Kaline** (1955)...Gave him 16 RBI over five games, making him the youngest player in MLB history with 16+ RBI over any five-game span.
- Collected 17 RBI in a six-game stretch from July 27-Aug. 2, joining **Mel Ott** (1929) as the only 20-year-olds in MLB history to accomplish the feat...Was the 2nd most RBI in a six-game span in team history (**Edwin Encarnacion** - 20 in 2015).
- Took AL Player of the Week for July 29-Aug. 4, becoming the 1st rookie in team history with two Player of the Week Awards (also May 13-19)...Went 13-for-26 (.500) over six games, with three doubles, three home runs and 11 RBI (1.497 OPS).
- Strung together a season-long nine-game hitting streak from July 27-Aug. 5, in which he hit .463 (19-for-41) with five doubles, four homers and 18 RBI.
- Recorded his **1st career triple** on Aug. 10 vs. NYY, driving in two runs in the 7th inning to put the Jays up, 5-4.
- Hit his **14th home run** of the campaign on Aug. 16 vs. SEA...His 54 RBI at the time tied for 2nd most all-time by a Blue Jay in his first 92 career games (**Josh Phelps** - 62, **Eric Hinske** - 54, **Devon Travis** - 54).
- Connected for his **15th home run** and his 10th on the road on Aug. 22 at LAD.
- Batted .310 (67-for-216) with 13 doubles, two triples, seven home runs, 43 RBI, 18 walks and 40 strikeouts over his last 56 games (.851 OPS)...His .310 AVG from July 19 through the end of the season was 11th best in the AL.
- Went 11-for-30 (.367) with a double, three home runs and eight RBI over eight games for Triple-A Buffalo (.700 SLG, 1.124 OPS)...Batted .267 (4-for-15) with a double and an RBI in four rehab games for Advanced-A Dunedin.

TORONTO, MOST HOME RUNS HIT IN A SINGLE SEASON - ALL-TIME

Rank	Player	Season	HR
1	José Bautista	2010	54
2	Vladimir Guerrero Jr.	2021	48
3	George Bell	1987	47
4	Jose Canseco	1998	46
5	Marcus Semien	2021	45



2020:

- Was one of 15 MLB players to play in all 60 games.
- Batted .323 (32-for-99) with seven doubles, five home runs and 22 RBI in 26 games at Sahlen Field (.945 OPS).
- Hit his [1st home run](#) of the season on July 28 at WAS...Had last homered on Aug. 22, 2019 vs. LAD, ending a drought of 31 games and 138 plate appearances.
- Laced a 115.9 MPH [homer](#) with a 16° launch angle on Aug. 21 at TB, the lowest angle for a fence-clearing home run in MLB during 2020.
- Extended his hitting streak to a career-high 10 games as he notched his [5th home run](#) of the season on Aug. 28 vs. BAL... Was his 20th career homer and his 1st hit to right field.
- Put together a career-long 12-game hitting streak from Aug. 19-30 (9G from July 7-Aug. 25, 2019)...Was the 2nd longest by a Blue Jay in 2020 ([Teoscar Hernández](#) - 15G)...Went 16-for-44 (.364) with four doubles, a triple, two homers and 11 RBI over that stretch (.440 OBP, 1.076 OPS).
- On Sept. 5 at BOS, recorded his [6th home run](#) of 2020 and his 1st career long-ball at Fenway.
- Stole his 1st career base while going 2-for-4 with a walk and two RBI on Sept. 7 vs. NYY.
- Finished a triple shy of the cycle on Sept. 15 at NYY for his 1st [three-hit game](#) of the year.
- Picked up his [2nd triple](#) of the season (4th career) on Sept. 21 vs. NYY...Was the only Blue Jay with multiple triples in 2020.
- Drove in three runs on Sept. 23 vs. NYY to reach 100 career RBI...At 21 years and 191 days old, became the youngest in team history to reach the milestone.
- Went 3-for-4 with his [8th home run](#) on Sept. 24 vs. NYY, his 5th go-ahead homer.
- In the final game of the regular season, on Sept. 27 vs. BAL, hit his [9th home run](#), which was his 6th to break a tie.
- Went 0-for-3 and was hit by a pitch in Game 1 of the ALWC...Started as the designated hitter in Game 2 and recorded his 1st career postseason hit as he [singled](#) in the 6th inning...At 21 years and 198 days old, became the youngest player in team history to record a playoff hit, surpassing teammate [Alejandro Kirk](#) who set the mark a night earlier (21.328)...Was the 2nd youngest player in MLB history to start at DH in the postseason, trailing Oakland's [Claudell Washington](#) (21.035 on Oct. 5, 1975 at BOS) and supplanting [Kirk's](#) mark from the night before.
- Played 10 games for the Leones del Escogido in the Dominican Winter League following the season and batted .359 (14-for-39) with four doubles, two homers and 11 RBI for a .996 OPS.

Career-Highs - Statcast

	Speed/Distance	Date
Hardest Hit Ball:	118.9 MPH	May 11, 2019 vs. CWS
Farthest Hit Ball:	465 feet	May 16, 2021 vs. PHI
Top Sprint Speed:	29.6 ft/s	Sept. 1, 2021 vs. BAL





GURRIEL JR. LOURDES

13

OUTFIELDER

BIRTHDATE October 10, 1993
 OPENING DAY AGE 28
 BIRTHPLACE Sancti Spiritus, Cuba
 RESIDENCE Vivi Mitchel, Haiti
 INSTAGRAM @yunitogurriel

BATS/THROWS R/R
 HEIGHT/WEIGHT 6-4/215
 CONTRACT STATUS signed thru 2023
 M.L. SERVICE 3.094
 OPTIONS USED 3 of 4

PERSONAL:

- Lourdes Yunielki Gurriel Castillo Jr.
- Played for Sancti Spiritus and the Industriales of the Cuban National Series before defecting.
- In February of 2016, Lourdes and his brother, **Yulieski**, defected from Cuba after competing in the Caribbean Series in the Dominican Republic.
- Ranked as one of the top international prospects available following his defection.
- His eldest brother, **Yunieski**, played almost two decades in Cuba's Serie Nacional and also starred for Quebec in the Canadian-American Association.
- Their father, **Lourdes Gurriel Sr.**, played for Cuba's national team for 15 years and won a gold medal, two batting titles, and a Most Valuable Player Award...He was also a national team manager.
- The brothers also had an uncle, great uncle, and cousin who shone on the diamond in Cuba.
- Ranked as the Blue Jays' 5th-best prospect by Baseball America entering 2018.

LAST SEASON:

- Led the AL with a .368 RISP batting average (42-for-114).
- Nominated for a Gold Glove for the 2nd consecutive season...His 12 outfield assists tied for 5th most in MLB and led all left fielders.
- Hit his **1st home run** of the season on April 28 vs. WAS, snapping a career-long 19-game homerless drought.
- Picked up two outfield assists in the 2nd game of the doubleheader on May 27 at NYY...Marked the 2nd time in his career with two OF assists in a single game (also: June 15, 2019 at HOU).
- Drilled his **7th bomb** of the year on June 18 at BAL to end a 0-for-18 drought.
- Hit his **1st career grand slam** in the 1st inning on June 24 at BAL...Was his 8th home run of the year and 50th of his career.
- Reached the **10-homer mark** on July 6 at BAL while recording his 7th three-hit game.
- Launched his **2nd career grand slam** in the 1st inning in the 2nd game of the doubleheader on July 18 vs. TEX.
- Drove in a **pair of runs** on Aug. 13 at SEA, bringing his RBI season total to 51 for a new career high (50 RBI in 2019).
- Hit a **game-tying grand slam** in the 8th inning on Sept. 3 vs. OAK, becoming the 4th player in franchise history with three slams in a single season (**Carlos Delgado** - 1997, **Darrin Fletcher** - 2000, **Edwin Encarnacion** - 2015)...Became the 3rd Blue Jay to hit a game-tying grand slam in the 8th inning or later, joining **Rick Bosetti** (May 7, 1978 at SEA) and **George Bell** (June 20, 1986 vs. NYY).
- Smashed his **16th longball** of the year on Sept. 4 vs. OAK, homering in consecutive games for the 4th time this season (10th career)...Went 3-for-5 with four RBI, becoming the 8th player in franchise history to record 4+ RBI in consecutive games.
- Reached 70 RBI for the 1st time in his career with his **17th homer** in the 1st game of the doubleheader on Sept. 11 at BAL.
- Hit a pair of homers on Sept. 12 at BAL, including a **1st-inning grand slam**, his franchise-record 4th slam of the season...Became the 2nd player in MLB history with three 1st-inning slams in a season, joining **Carlos Delgado** in 1997...His **two-run home run** in the 5th inning went 460 feet, the farthest of his career...Became the only player ever with seven RBI, five runs, and three walks in a single game.
- Crushed his **21st bomb** on Sept. 21 at TB for a new career high (20 home runs in 2019)...Homered in consecutive games for the 5th time this year (11th career).
- Recorded **30 RBI** in September to lead the Majors and tie the club record for RBI in the month of September (**Kelly Gruber** - 30 in 1990)...Batted .329 (28-for-85) with six doubles, two triples, and seven homers in the month...His 26 RBI in a 13 game span from Sept. 1-13 were 2nd most in team history (**Edwin Encarnacion**-27).

Bold - career high; Red - league high

Year	Club and League	AVG	G	AB	R	H	2B	3B	HR	RBI	BB	IBB	SO	SB	CS	OBP	SLG	OPS	SH	SF	HBP
2017	Dunedin (FSL)	.197	18	66	6	13	1	0	1	8	2	0	13	1	0	.217	.258	.475	0	1	0
	New Hampshire (EAS)	.241	46	170	20	41	10	0	4	28	10	0	30	2	0	.286	.371	.657	0	3	2
2018	New Hampshire (EAS)	.322	14	59	7	19	3	1	2	14	3	0	8	1	1	.354	.508	.862	0	2	1
	Buffalo (INT)	.293	37	147	20	43	8	0	5	30	4	0	34	3	2	.321	.449	.770	0	2	3
	TORONTO (AL)	.281	65	249	30	70	8	0	11	35	9	1	59	1	2	.309	.446	.755	1	2	2
2019	Buffalo (INT)	.276	31	123	18	34	13	0	4	26	3	0	23	0	2	.308	.480	.788	0	1	3
	TORONTO (AL)	.277	84	314	52	87	19	2	20	50	20	0	86	6	4	.327	.541	.868	1	3	5
2020	TORONTO (AL)	.308	57	208	28	64	14	0	11	33	14	0	48	3	1	.348	.534	.882	0	2	0
2021	TORONTO (AL)	.276	141	500	62	138	28	2	21	84	32	1	102	1	3	.319	.466	.784	1	6	2
	Minor Totals	.265	146	565	71	150	35	1	16	106	22	0	108	7	5	.299	.416	.715	0	9	9
	MAJOR TOTALS	.282	347	1271	172	359	69	4	63	202	75	2	295	11	10	.324	.492	.816	3	13	9

WILD CARD RECORD

Year	Club and Opp.	AVG	G	AB	R	H	2B	3B	HR	RBI	BB	IBB	SO	SB	CS	OBP	SLG	OPS	SH	SF	HBP
2020	TOR vs. TB	.250	2	8	0	2	1	0	0	0	0	0	1	0	0	.250	.375	.625	0	0	0



HOME RUN BREAKDOWN

Total	H	A	ONE GAME				GS	LO	XN	IP	PH	RHP	LHP
			2	3	4								
63	29	34	6	0	0	4	0	1	0	0	41	22	

TRANSACTIONS

- Signed by the Toronto Blue Jays on November 12, 2016
- On disabled list (concussion) from July 15-21, 2018
- On disabled list (left ankle sprain) from July 30-August 23, 2018
- On injured list (left quad strain) from August 9-September 13, 2019
- On injured list (appendectomy) on September 25, 2019 for the remainder of the season

GAME HIGHS

ML Debut	April 20, 2018 at NYY	Stolen Bases	1 – 11x, last: April 21, 2021 at BOS
Runs	5 – Sept. 12, 2021 at BAL	Last ML Home Run	Sept. 21, 2021 at TB
Hits	4 – 4x, last: Sept. 27, 2021 vs. BAL	Longest Hitting Streak	12G – July 11-Aug. 24, 2018
Home Runs	2 – 6x, last: Sept. 12, 2021 at BAL	Longest On-Base Streak	17G – Aug. 27-Sept. 13, 2021
RBI	7 – Sept. 12, 2021 at BAL	Longest Hitless Streak	25AB – Sept. 21, 2018-April 3, 2019

MILESTONES

Category	Date	Opponent	Pitcher	Notes
Hit	1 April 20, 2018	at New York (AL)	Gray	Single
Home Run	1 April 28, 2018	Texas	Colon	1R
Multi-HR Game (6)	6 Sept. 12, 2021	at Baltimore	Lowther, Baumann	GS, 2R
Grand Slam HR (4)	1 June 24, 2021	Baltimore	Kremer	1st inning
	2 July 18, 2021 (2)	Texas	Foltynewicz	1st inning
	3 Sept. 3, 2021	Oakland	Petit	8th inning
	4 Sept. 12, 2021	at Baltimore	Lowther	1st inning
Extra-Inning HR 1	Sept. 3, 2020	at Boston	Valdez	1R, 10th inning
RBI	1 April 20, 2018	at New York (AL)	German	Single
Stolen Base	1 April 25, 2018	Boston	Rodriguez C-Vazquez	2nd base

PROFESSIONAL CAREER:

MINORS:

- Debuted with Sancti Spiritus in 2010 as a 16-year-old and was used as a pinch-hitter, hitting .200 in 15 at-bats over 16 games.
- In 2011, appeared in 55 games and batted .227 with three home runs and 16 runs batted in.
- In his final season with Sancti Spiritus (2012), hit .253 with four home runs and 32 RBI in 67 games.
- Joined the Industriales in 2013...Played 45 games and batted .218 with one home run and 17 RBI.
- Prior to the start of the 2014 season, represented Cuba at the 2014 Central American and Caribbean Games, earning the gold medal.
- Appeared in 63 games in 2014 and batted .308 with eight home runs and 42 RBI.
- With the Industriales in 2015, hit .344 with 10 home runs and 53 RBI.
- After the 2015 Cuban League season, agreed to a contract with the Yokohama DeNA BayStars of Nippon Professional Baseball (NPB), but did not appear in any games for the team and was placed on the restricted list.
- In August of 2016, was declared a free agent by Major League Baseball...Ranked as the 6th-best international prospect available at that time.
- In September of 2016, held a showcase of his skills at Rod Carew Stadium that was attended by 60 MLB scouts.
- Signed a seven-year, Major League contract with the Toronto Blue Jays while in Panama on November 12, 2016.
- Assigned to the Advanced-A Dunedin Blue Jays to start the 2017 season...Spent time on the disabled list from April 6-18 (thumb and hamstring)...Re-injured his leg in his Minor League debut on April 19 (1-for-2, 2B, RBI) and returned to the DL from April 20-June 18...Promoted to Double-A New Hampshire on July 12 after 18 games with Dunedin (.197 AVG, 1-2B, 1 HR, 8 RBI)...Slashed .241/.286/.371 over 46 games for the Fisher Cats, including 10 doubles, four homers, and 28 RBI.
- Played for the Peoria Javelinas in the Arizona Fall League after the 2017 season...Hit .291 (23-for-79) in 21 games (7-2B, 3 HR, 11 RBI).



2018:

- Among AL rookies (min. 200 PA), ranked 4th in AVG (.281), 7th in SLG (.446), and 8th in OPS (.755).
- His 70 hits tied for 4th most all-time by a Toronto batter through his first 65 career games.
- Had an 11-game [multi-hit streak](#) from July 11-29, surpassing **Tony Fernandez** (9G in 1986) for the longest in franchise history...Was the longest by a rookie all-time and tied for the longest in AL history with **Shoeshoe Joe Jackson** (1912) and **Sam Rice** (1925)...Became the 7th player since 1900 to record an 11+ game multi-hit streak (last: **Tony Perez** - 11 in 1973).
- Had hits in each of his 18 starts from June 21-Aug. 18, tied for the 4th-longest streak in the Majors...Hit .423 (33-for-78) with four doubles, five homers, and 16 RBI over that span.
- Had a career-long 12-game hitting streak from July 11-Aug. 24 (481, 26-for-54, three doubles, three homers, 10 RBI), one game shy of **Justin Smoak** for the longest by a Blue Jay in 2018.
- Hit .423 (30-for-71) over the course of July for the highest batting average in the AL...Named AL rookie of the month, the 7th player in team history to claim the honour (last: **Devon Travis** - April, 2015).
- Was on the DL with a concussion from July 15-21 and landed there again from July 30-Aug. 23 with a left ankle sprain.
- Reached base safely in 37 of his last 44 starts (.311/.343/.482).
- Called up from Double-A New Hampshire on April 20...Recalled from Triple-A Buffalo on June 19 and July 2...Went 17-for-49 (.347) for the Fisher Cats (5-XBH, 11 RBI) and hit .281 (38-for-135) over 34 games for the Bisons, with eight doubles, five homers, and 28 RBI.
- In his **MLB debut** on April 20 at NYY, drove in two runs with a 4th-inning [single](#) and added a [3rd RBI](#) with a single in his next at-bat...Became the 4th Blue Jay all-time with a 2+ hit and 3+ RBI MLB debut (**Pat Borders**, **Eric Hinkle**, **J.P. Arencibia**).
- Hit his [1st career home run](#), a solo shot off **Bartolo Colon**, to start the 7th inning on April 28 vs. TEX.
- In Game 1 of a doubleheader on May 3 at CLE, hit his 1st career double...Went 3-for-5 for his 1st career three-hit effort...Put the Jays ahead, 8-7, with a single in the 7th.
- Followed up a **Curtis Granderson** leadoff homer with a [home run](#) of his own on July 27 at CWS, starting a game with back-to-back home runs for the 4th time in franchise history...Added [another blast](#) for his 1st career multi-HR game...Added a double for his 3rd three-hit game and his 1st career 3-XBH game.
- Tied the game, 8-8, in the 9th inning with his [9th home run](#) on Sept. 20 vs. TB...Was his 1st game-tying blast and his 1st 9th-inning homer.
- On Sept. 21 vs. TB, homered [twice](#) for his 2nd career multi-HR game...Became the 14th player in team history to homer in three straight plate appearances and the 1st Blue Jays rookie to do so...Along with his brother, **Yuli** (HOU), became the 1st set of brothers in MLB history with multi-HR games on the same day.

2019:

- Limited to 84 games due to a stint with Triple-A Buffalo and two placements on the injured list.
- Became the 6th player in Blue Jays history to record a straight [steal of home](#) when he accomplished the feat on April 9 at BOS (last: **Kevin Pillar** - March 31, 2018 vs. NYY).
- Optioned to Triple-A Buffalo on April 15 (.273 AVG in 30G)...Recalled on May 24...Hit .273 (33-for-121) in 30 games for the Bisons while transitioning to the outfield (13 doubles, four homers, 26 RBI).
- Recorded his [1st home run](#) of the season in his first game after being recalled, on May 24 vs. SD.
- Hit his [2nd homer](#) on May 25 vs. SD, homering in back-to-back contests for the 2nd time in his career (also Sept. 20-21, 2018 vs. TB).
- Belted a [solo shot](#) in the 4th inning on May 26 vs. SD...Homered in three consecutive contests for the 1st time in his career, doing so in each game since being recalled...Finished 4-for-4 with two RBI for his 1st career [four-hit game](#).
- Extended his career-best extra-base hit streak to seven games with a [double](#) on May 31 at COL.
- Notched his 1st career [triple](#) on June 8 vs. ARI.
- Recorded two assists while in left field on June 15 at HOU, becoming the 1st player in team history to have 2+ assists in a game within his first 19 career games in LF.
- Hit a [three-run home run](#) and a [solo shot](#) off of **James Paxton** for his 3rd career multi-HR game on June 26 at NYY...Tied a career high with his four-RBI day, having also done so 10 days earlier, on June 16, 2019 at HOU.
- Homered [twice](#) for his 4th career multi-HR game on June 28 vs. KC...Became the 4th player in team history with back-to-back multi-HR games (**Jesse Barfield** - 1983; **Edwin Encarnacion** - 2014; **Josh Donaldson** - 2017)...Gave him 14 home runs since his May 24 recall, the most in the Majors over that stretch.
- From May 24-June 28, led the AL in home runs (14), AVG (.352), SLG (.768), OPS (1.156), and total bases (96), while also leading all MLB outfielders with six assists.
- Recorded six consecutive multi-hit games from June 22-28, tied for the 5th-longest streak in the Majors in 2019.
- On July 7 vs. BAL, hit his then team-leading [16th home run](#)...Became the 1st player ever to lead his team in home runs at the All-Star break after hitting 0 HR in the first 50 team games (*courtesy STATS*).
- Sent the game to extras with a [two-run homer](#) in the 9th inning on July 21 at DET, his 2nd career game-tying home run in the 9th (also Sept. 20, 2018 vs. TB).
- Hit his [19th homer](#) of the season on Aug. 7 at TB, becoming the fastest player to reach 30 career home runs in Blue Jays history (143 games).
- Landed on the IL with a left quad strain from Aug. 9-Sept. 13.
- Went 2-for-3 with a double in his first game back from the injured list, on Sept. 14 vs. NYY.
- On Sept. 19 at BAL, followed up a **Cavan Biggio** blast with his [20th home run](#) of the season, extending Toronto's club-record in back-to-back homers to 13 (11 in 2009)...Reached the 20-HR mark for the 1st time in his career.
- Missed the final four games of the season due to an appendectomy...Placed on the 60-day IL on Sept. 25.

MLB, LONGEST MULTI-HIT STREAKS - SINCE 1900

Rank	Player	Games	Start-End
1	Rogers Hornsby	13	07/05/1923-07/18/1923
2	Billy Herman	12	09/16/1935-04/14/1936
3	Lourdes Gurriel Jr.	11	07/11/2018-07/29/2018
3	Tony Perez	11	08/08/1973-08/20/1973
3	Paul Waner	11	06/03/1927-06/16/1927
3	Sam Rice	11	05/26/1925-06/03/1925
3	Joe Jackson	11	06/21/1912-06/30/1912



2020:

- Led the team with 64 hits, tied for 7th most among AL hitters.
- Ranked 6th in the AL with a .308 batting average while ranking 11th with a .534 slugging percentage.
- Led all AL hitters with a .350 road batting average and 43 road hits.
- His .351 AVG on breaking balls ranked 8th in MLB (4th in the AL).
- Nominated for a Gold Glove for his play in left field...Led all MLB left fielder in total chances (104) and putouts (100) while tied for 6th in assists (3)...According to *Stats Perform*, his 1.94 Range Factor/Game was the best among all qualified left fielders.
- Homered for the [1st time](#) of the season on July 28 at WAS, a solo go-ahead home run in the 4th inning...Had 11 of his first 32 career home runs hit as go-ahead blasts.
- On Aug. 20 vs. PHI, won Game 1 of a doubleheader with a [walk-off RBI single](#)...In Game 2, hit his [2nd home run](#) of the year.
- Won MLB Play of the Week (Aug. 17-23) for his [outfield assist](#) from the left-field corner to home plate on Aug. 21 at TB.
- Belted a [two-run homer](#) on Aug. 23 at TB, his 3rd home run of the season, giving him 10 RBI in his last seven games.
- Hit a [solo shot](#) on Aug. 24 at TB, homering in consecutive games for the 4th time in his career.
- Drove in both runs with a [home run](#) in the Jays' 2-1 win on Sept. 2 at MIA, his 5th longball and his 2nd go-ahead homer.
- Hit his 1st career [extra-inning home run](#), a solo shot in the 10th inning on Sept. 3 at BOS...Homered in consecutive games for the 5th time in his career.
- Singled four times on Sept. 6 at BOS for his 2nd career [four-hit game](#) (also May 26, 2019 vs. SD).
- Named AL Player of the Week for Aug. 31-Sept. 6...Hit .467 (14-for-30) over eight games, including three doubles, two home runs and six RBI (.515 OBP, 1.282 OPS).
- Recorded two-run homers on [Sept. 13](#) vs. NYM and [Sept. 15](#) at NYY...Homered in consecutive games for the 6th time in his career and 3rd time in 2020.
- Slugged two solo shots for his 5th career [multi-HR](#) game on Sept. 17 at NYY...Added a single and a double, tying a career best with four hits for the 3rd time...The 11 total bases were a career high.
- Went [4-for-4](#) with his [11th home run](#) on Sept. 27 vs. BAL...Was one of four players in 2020 with 3+ four-hit games (**Tim Anderson** - 4, **DJ LeMahieu** - 4, **Jose Iglesias** - 3).
- Was 50-for-146 (.342) with 11 doubles, 10 home runs, and 30 RBI in his last 40 games of the regular season (1.009 OPS)... Since that stretch began on Aug. 17, ranked 3rd in the AL in hits, 3rd in batting average, 3rd in total bases (78), T-3rd in extra-base hits (21), 4th in slugging (.623), 4th in OPS, T-5th in home runs, and 6th in RBI.
- Made his postseason debut in Game 1 of the ALWC on Sept. 29 at TB...Went 2-for-4 on a [single](#) and a [double](#)...Became the 9th player in team history to record a multiple hits in his 1st career playoff game, and became the 10th with an extra-base hit in his 1st playoff game (**Cavan Biggio** was 9th earlier in the game).
- Became the 5th player in team history to record an [outfield assist](#) in the postseason when he threw out **Mike Brosseau** in the 1st inning of Game 2.

Career-Highs - Statcast

	Speed/Distance	Date
Hardest Hit Ball:	110.7 MPH	Sept. 20, 2021 at TB
Farthest Hit Ball:	460 feet	Sept. 12, 2021 at BAL
Top Sprint Speed:	29.5 ft/s	April 25, 2018 vs. BOS





HATCH THOMAS

31

PITCHER

BIRTHDATE September 29, 1994
 OPENING DAY AGE 27
 BIRTHPLACE Tulsa, OK
 RESIDENCE Dallas, TX
 INSTAGRAM @thomashatch27

BATS/THROWS R/R
 HEIGHT/WEIGHT 6-1/195
 CONTRACT STATUS signed thru 2022
 M.L. SERVICE 1.123
 OPTIONS USED 1 of 3

PERSONAL:

- Thomas Hatch.
- Attended Jenks High School (OK)...Was a 2012 and 2013 Under Armour All-American, and ranked as the top prospect in Oklahoma by ESPN.
- Selected by the Colorado Rockies in the 32nd round of the 2013 draft but did not sign.
- Played for Oklahoma State University and went 2-2 in his freshman season before missing all of 2015 with a strained ulnar collateral ligament in his right arm...Was named 2016 Big 12 Conference Pitcher of the Year after he went 9-3 with a 2.14 ERA over 19 starts, including four shutouts, as he led his team to the College World Series...Beat **Shane Bieber** (University of Santa Barbara) 1-0 with a complete game shutout in 2016 CWS.

LAST SEASON:

- Played in just two games for the Blue Jays as he landed on the injured list twice, leading to a 0-1 record and a 6.75 ERA.
- Began the season on the IL with a right elbow impingement...Was activated on July 6 and optioned to Triple-A Buffalo.
- Made 14 starts and one relief appearance for the Bisons, going 2-6 with a 4.04 ERA.
- Made his season debut with a start on July 26 at BOS, giving up three runs and seven hits over 3.2 innings (HR, BB, 4K).
- Got his 2nd start in Game 2 on Sept. 11 at BAL when he came up as the 29th man (4.0 IP, 3H, ER, 2BB, 3K).
- Landed back on the IL on Sept. 24 for the rest of the season due to right hamstring tendonitis.

Bold – career high; Red – league high

Year	Club & League	W-L	ERA	G	GS	CG	ShO	SV	IP	H	R	ER	HR	HB	BB	IBB	SO	WP	BK	AVG
2017	Myrtle Beach (CAR)	5-11	4.04	26	26	0	0	0	124.2	126	74	56	2	8	50	1	126	13	0	.264
2018	Tennessee (SOU)	8-6	3.82	26	26	2	1	0	143.2	127	62	61	16	15	61	0	117	6	1	.245
2019	Tennessee (SOU)	4-10	4.59	21	21	0	0	0	100.0	104	60	51	13	6	37	0	93	2	1	.274
	New Hampshire (EAS)	2-3	2.80	6	6	1	0	0	35.1	25	11	11	5	2	2	0	34	0	0	.205
2020	TORONTO (AL)	3-1	2.73	17	1	0	0	0	26.1	18	11	8	2	2	13	0	23	0	0	.191
2021	Buffalo (AAA)	2-6	4.04	15	14	0	0	0	64.2	58	33	29	10	7	19	0	70	2	0	.238
	TORONTO (AL)	0-1	6.75	3	2	0	0	0	9.1	11	7	7	2	1	6	0	8	2	0	.289
Minor Totals		21-36	4.00	94	93	3	1	0	468.1	440	240	208	46	38	169	1	440	23	2	.253
MAJOR TOTALS		3-2	3.79	20	3	0	0	0	35.2	29	18	15	4	3	19	0	31	2	0	.220

WILD CARD RECORD

Year	Club and Opp.	W-L	ERA	G	GS	CG	ShO	SV	IP	H	R	ER	HR	HB	BB	IBB	SO	WP	BK	AVG
2020	TOR vs. TB	0-0	0.00	2	0	0	0	0	2.0	0	0	0	0	0	0	0	1	0	0	.000

TRANSACTIONS

- Selected by the Chicago Cubs in the 3rd round of the 2016 First-Year Player Draft
- Traded to the Toronto Blue Jays in exchange for RHP David Phelps and cash considerations on July 30, 2019
- On injured list (right elbow impingement) from March 29-July 5, 2021
- On injured list (right hamstring tendonitis) on September 24, 2021 for the remainder of the season

GAME HIGHS

ML Debut	July 26, 2020 at TB	ER Allowed	3 – 2x, last: Sept. 23, 2021 at MIN
Innings Pitched:		HR Allowed	1 – 4x, last: Sept. 11, 2021 at BAL(2)
Starter	4.0 – Sept. 11, 2021 at BAL(2)	Low Hit CG	None
Reliever	2.2 – July. 30, 2020 at WAS	Last Win	Sept. 6, 2020 at BOS
Walks:		Last Save	None
Starter	2 – 2x, last: Sept. 11, 2021 at BAL(2)	Last CG	None
Reliever	3 – Sept. 23, 2021 at MIN	Last ShO	None
Strikeouts:		Last Start	Sept. 11, 2021 at BAL(2)
Starter	4 – July 26, 2021 at BOS	Last Relief App.	Sept. 23, 2021 at MIN
Reliever	4 – Aug. 15, 2020 vs. TB	Longest Win Streak	3G – Aug. 21-Sept. 6, 2020
Hits Allowed	7 – July 26, 2021 at BOS	Longest Losing Streak	1G – 2x, last: Sept. 23, 2021
		Scoreless Innings Streak	12.1 – Aug. 15-Sept. 13, 2020



MILESTONES

Category	Date	Opponent	Notes
Start	1 July 26, 2020	at Tampa Bay	ND - 2.1 IP, 0H, 0ER, 2BB, 3K
Win	1 Aug. 21, 2020	at Tampa Bay	as a reliever - 1.0 IP, H, 0ER, 2K

PROFESSIONAL CAREER:

MINORS:

- Made his pro debut in 2017 with 26 starts for Advanced-A Myrtle Beach where he went 5-11 with a 4.04 ERA...Struck out 126 batters over 124.2 innings, including a career-best 13-strikeout performance in 5.1 innings of work on May 28 at Carolina...Finished 5th among Carolina League pitchers with a 9.1 K/9...Was ranked as the Cubs' 8th-best prospect by Baseball America at the end of the year.
- Spent all of 2018 with Double-A Tennessee and posted a 3.82 ERA while going 8-6 over 26 starts, including two complete-game efforts...Named a Southern League Mid-Season All-Star.
- Split the 2019 season between Double-A Tennessee and Double-A New Hampshire...Tied **Ricardo Sanchez** (SEA) for the most starts among all Double-A pitchers at 27...Posted a 4.59 ERA and went 4-10 across 21 starts for the Smokies.
- Traded from the Cubs to the Blue Jays on July 30 in exchange for RHP **David Phelps** and cash considerations.
- Registered a 2.80 ERA (11 ER/35.1 IP) while recording 34 strikeouts and just two walks over 35.1 innings pitched for the Fisher Cats...Ended the year with a season-high 11 strikeouts and no walks on Aug. 29 vs. Trenton (7.0 IP, 3H, 2ER).
- After the season, was added to Toronto's 40-man roster to protect him from the Rule 5 Draft.

2020:

- Named Toronto's Rookie of the Year by Baseball America.
- His 12.1 scoreless innings streak from Aug. 15-Sept. 13 was the longest by a Blue Jay in 2020.
- Held opponents to a .183 AVG (13-for-71) on pitches in the strike zone, 7th best among all qualified relievers.
- Made his **MLB debut** with his only start on July 26 at TB...Tossed 2.1 hitless innings while recording two walks and three strikeouts...Fanned **Brandon Lowe** in the 1st inning for his [1st career strikeout](#)...Became the 48th player in team history to make his MLB debut as a starting pitcher.
- Threw a scoreless 9th (H, 2K) to earn his 1st career win on Aug. 21 at TB...Picked up his 2nd win in his next game, on Aug. 24 at TB (2.0 IP, 2BB, 2K).
- Did not allow a home run in his last 14 regular-season outings (19.1 IP).
- Made his postseason debut with a [1-2-3 8th inning](#) in Game 1 of the ALWC on Sept. 29 at TB...Was his 26th birthday, making him the 2nd player in team history to pitch in the playoffs on his birthday (**Al Leiter** - 28 in Game 6 of the 1993 World Series)...Also pitched in Game 2 and [retired all three](#) batters faced (**1K**)...Was the only Blue Jay to pitch in both games of the ALWC.


Statcast Data

	2021	Career
Strikeout %:	17.8	20.1
Walk %:	13.3	12.3
Hard Hit %:	50.0	42.5
Fastest Pitch:	97.8 MPH	Aug. 31, 2020 vs. BAL

TORONTO, YOUNGEST PITCHERS MLB DEBUT - ALL-TIME

PLAYER	DATE	OPPONENT	AGE
Elvis Luciano	03/31/2019	vs. DET	19 years, 44 days
Roberto Osuna	04/08/2015	at NYY	20 years, 60 days
Miguel Castro	04/06/2015	at NYY	20 years, 103 days
Victor Cruz	06/24/1978	at CLE	20 years, 182 days
Jeff Byrd	06/20/1977	vs. CLE	20 years, 221 days
Phil Huffman	04/10/1979	at CWS	20 years, 294 days





NON-ROSTER

HEINEMAN

TYLER

50

CATCHER

BIRTHDATE June 19, 1991
 OPENING DAY AGE 30
 BIRTHPLACE Pacific Palisades, CA
 RESIDENCE Pacific Palisades, CA
 INSTAGRAM @theineman13

BATS/THROWS S/R
 HEIGHT/WEIGHT 5-10/190
 CONTRACT STATUS signed thru 2022
 M.L. SERVICE 0.121
 OPTIONS USED 1 of 3

PERSONAL:

- Tyler Andrew Heineman.
- Was college teammates of current Major League pitchers **Trevor Bauer** and **Gerrit Cole** on the 2010 UCLA Bruins College World Series qualifying team.
- Played three seasons at UCLA (2010-2012), advancing to the College World Series twice (2010 & 2012)...Selected as a Johnny Bench Award semifinalist after hitting .351 with seven doubles and 26 RBI as a junior.
- Left UCLA tied as the single-season record holder for hit by pitch (18) in 2012.
- His brother, **Scott Heineman**, was an outfielder with the Cincinnati Reds last season.
- Performs magic tricks with cards...Began this hobby while playing winter ball in the Dominican Republic...Found he had a skill for it and developed his craft while watching DVD and took private lessons from a man he met after he happened to wander into a magic shop.

LAST SEASON:

- Split the 2021 season between a pair of Triple-A squads, Memphis and Lehigh Valley...Combined to hit .264 with six doubles, 11 RBI, and 16 walks over 41 games (.345 OBP).
- Saw an average of 3.97 pitchers per plate appearance, the 2nd-highest mark of his career (4.04 in 2017).
- Threw out nine of 38 attempted base stealers (23.7%) over 30 starts behind the plate.

Bold – career high; Red – league high

Year	Club and League	AVG	G	AB	R	H	2B	3B	HR	RBI	BB	IBB	SO	SB	CS	OBP	SLG	OPS	SH	5F	HBP
2012	Tri-City (NYPL)	.358	55	193	33	69	14	0	0	26	26	1	12	6	2	.452	.430	.882	3	2	9
2013	Lancaster (CALL)	.286	104	370	67	106	23	4	13	71	32	0	47	2	3	.361	.476	.837	4	7	15
2014	Corpus Christi (TL)	.242	78	265	34	64	15	3	1	25	24	0	37	3	3	.332	.332	.664	2	2	13
2015	Corpus Christi (TL)	.318	22	85	12	27	7	0	0	5	8	0	6	0	0	.383	.400	.783	1	0	1
	Fresno (PCL)	.271	56	192	27	52	10	0	3	25	11	0	15	2	0	.312	.370	.682	4	1	1
2016	Fresno (PCL)	.259	73	239	27	62	9	2	3	14	26	0	44	1	2	.344	.351	.695	1	0	5
2017	Colorado Springs (PCL)	.281	65	199	24	56	19	0	2	20	20	0	34	2	0	.342	.407	.749	6	3	0
2018	Biloxi (SOUL)	.254	72	224	29	57	11	0	4	23	36	4	32	3	1	.361	.357	.718	4	5	4
	Colorado Springs (PCL)	.211	6	19	1	4	0	0	0	1	4	0	4	1	0	.348	.211	.559	0	0	0
2019	Reno (PCL)	.325	25	80	16	26	5	1	3	13	9	0	14	0	0	.407	.525	.932	0	0	2
	New Orleans (PCL)	.341	48	164	26	56	12	2	10	25	12	0	21	4	0	.397	.622	1.019	3	0	3
	MIAMI (NL)	.273	5	11	1	3	1	0	1	2	0	0	4	0	0	.273	.636	.909	1	0	0
2020	SAN FRANCISCO (NL)	.190	15	42	3	8	1	0	0	1	4	0	6	1	0	.292	.214	.506	2	0	2
2021	Memphis (AAA)	.254	21	67	8	17	4	0	0	5	7	0	17	0	2	.325	.313	.638	0	2	1
	Lehigh Valley (AAA)	.274	20	62	5	17	2	0	0	6	9	0	12	0	1	.366	.306	.672	3	0	0
Minor Totals		.284	645	2159	309	613	131	12	39	259	224	5	295	24	14	.362	.410	.772	31	22	54
MAJOR TOTALS		.208	20	53	4	11	2	0	1	3	4	0	10	1	0	.288	.302	.590	3	0	2

HOME RUN BREAKDOWN

Total	ONE GAME											
	H	A	2	3	4	GS	LO	XN	IP	PH	RHP	LHP
1	0	1	0	0	0	0	0	0	0	0	1	0

TRANSACTIONS

- Selected by the Houston Astros in the 8th round of the 2012 First-Year Player Draft
- Traded to the Milwaukee Brewers in exchange for a Player To Be Named Later on March 26, 2017
- Signed by the Arizona Diamondbacks on November 12, 2018
- Traded to the Miami Marlins in exchange for cash considerations on June 3, 2019
- Signed by the San Francisco Giants on January 6, 2020
- Signed by the St. Louis Cardinals on November 13, 2020
- Signed by the Philadelphia Phillies on July 6, 2021
- Signed by the Toronto Blue Jays on March 13, 2022

GAME HIGHS

ML Debut	Sept. 4, 2019 at PIT	Stolen Bases	1 – July 26, 2020 at LAD
Runs	1 – 4x, last: Aug. 1, 2020 vs. TEX	Last ML Home Run	Sept. 26, 2019 at NYM
Hits	2 – July 23, 2020 at LAD	Longest Hitting Streak	7G – Sept. 25, 2019–July 28, 2020
Home Runs	1 – Sept. 26, 2019 at NYM	Longest On-Base Streak	9G – Sept. 25, 2019–Aug. 1, 2020
RBI	2 – Sept. 26, 2019 at NYM	Longest Hitless Streak	11AB – Aug. 4–12, 2020



MILESTONES

Category	Date	Opponent	Pitcher	Notes
Hit	1 Sept. 25, 2019	at New York (NL)	deGrom	PH-double
Home Run	1 Sept. 26, 2019	at New York (NL)	Wheeler	2R
RBI	1 Sept. 26, 2019	at New York (NL)	Wheeler	2R-HR
Stolen Base	1 July 26, 2020	at Los Angeles (NL)	Urias C-Smith	2nd base

PROFESSIONAL CAREER:

MINORS:

- Named an Organizational All-Star for Houston in 2012 after hitting .358 (69-for-193) with 14 doubles in 55 games for Class-A (short) Tri-City...His .358 batting average led the league...Was named a NYP Mid-Season All-Star for Tri-City.
- In 2015, won the PCL championship with the Fresno Grizzlies.
- During spring training in 2017, was traded by the Astros to Milwaukee for a player to be named later or cash considerations.
- Spent the majority of the 2018 season with Double-A Biloxi and hit .254 with 11 doubles, four home runs, and 23 RBI in 72 games...Also played in six games with Triple-A Colorado Springs.

2019:

- Started the season with Triple-A Reno and hit .325 (26-for-80) with 13 RBI in 25 games before being traded to the Miami Marlins on June 4.
- Appeared in 48 games for Triple-A New Orleans, batting .341 (56-for-164) with 10 home runs and 25 RBI.
- Had his contract purchased by Miami on Sept. 3 and made his **MLB debut** on Sept. 4 as a pinch-hitter, going 0-for-1.
- Recorded his 1st career hit on Sept. 25 at NYM (double) and recorded his 1st career home run the next day off Mets righty **Zack Wheeler**.
- Named a MLB.com organizational All-Star for Miami.

2020:

- Was the Giants starting catcher on Opening Day at LAD, the first catcher other than **Buster Posey** since **Bengie Molina** in 2010.
- Went 2-for-3 on Opening Day, becoming the 1st Giants starting catcher with a multi-hit game on Opening Day in franchise history.
- Charged with three catchers interference calls, the 2nd most by a Giants catcher in the Expansion Era (since 1961), trailing only **Tom Haller** (four in 1965).
- Made his Major League pitching debut on Aug. 16 in the 9th inning vs. OAK, tossing a scoreless inning...Caught the first 8.0 innings, then pitched the 9th, becoming the 2nd Giants player since 1900 to catch and pitch in the same game, joining **Frank Bowerman** on Sept. 23, 1904.
- Hit safely in his first four games, becoming the first Giants catcher to hit safely in his first four games since **Buster Posey** did in his first six games of the 2011 season...Teammate and rookie catcher **Joey Bart** would hit safely in his first four games later in the 2020 season.
- Played against his brother, Scott, an outfielder with the Texas Rangers, on Aug. 1 at SF...Both brothers recorded a hit and scored a run in the game.

Career-Highs - Statcast

	Speed/Distance	Date
Hardest Hit Ball:	100.8 MPH	July 23, 2020 at LAD
Farthest Hit Ball:	398 feet	Aug. 12, 2020 at HOU
Top Sprint Speed:	27.3 ft/s	Aug. 11, 2020 at HOU

BLUE JAYS WITH TWO EXTRA-BASE HITS IN A SINGLE INNING - ALL-TIME

Player	Opponent	Hits	Inning
Danny Jansen	09/12/2021 @ BAL	2B/2B	3
Edwin Encarnacion	05/07/2014 vs. PHI	3B/HR	7
Edwin Encarnacion	07/26/2013 vs. HOU	HR/HR	7
Kelly Johnson	06/30/2012 vs. LAA	2B/3B	2
Eric Thames	07/14/2011 vs. NYY	2B/2B	1
Vernon Wells	08/31/2010 @ TB	2B/2B	6
Travis Snider	08/02/2010 @ NYY	2B/2B	5
Adam Lind	08/31/2009 @ TEX	HR/2B	9
Gregg Zaun	07/25/2007 vs. MIN	2B/HR	6
Frank Thomas	06/20/2007 vs. LAD	2B/HR	2
Carlos Delgado	07/27/2003 vs. BAL	HR/2B	4
Joe Carter	10/03/1993 @ BAL	HR/HR	2
Dave McKay	06/26/1978 vs. BAL	2B/2B	2
Otto Velez	06/26/1978 vs. BAL	2B/2B	2





NON-ROSTER

HERNANDEZ

ADRIAN

74

PITCHER

BIRTHDATE January 22, 2000
 OPENING DAY AGE 22
 BIRTHPLACE Esquinapa de Hidalgo, Mexico
 RESIDENCE Esquinapa de Hidalgo, Mexico
 INSTAGRAM @hernandez_adrian22

BATS/THROWS R/R
 HEIGHT/WEIGHT 5-8/190
 CONTRACT STATUS signed thru 2022
 M.L. SERVICE 0.000
 OPTIONS USED 0 of 3

PERSONAL:

- Adrian Ulises Hernandez.
- Signed with Toronto as an international free agent on November 23, 2017.

LAST SEASON:

- Split the 2021 campaign between Low-A Dunedin, High-A Vancouver, and Double-A New Hampshire.
- Combined to make 31 appearances (2 starts), going 3-2 with a 2.74 ERA (19 ER/62.1 IP)...Struck out 108 batters, walked 29, and held opponents to a .140 batting average.
- Promoted to New Hampshire on Aug. 2 before finishing the year with 10 games (one start) for the Fisher Cats...Surrendered only five hits and four runs over 15.2 innings with 27 strikeouts and six walks (.096 opp avg).
- Named an MiLB.com Organizational All-Star at the end of the year.

Bold – career high; Red – league high

Year	Club & League	W-L	ERA	G	GS	CG	SHO	SV	IP	H	R	ER	HR	HB	BB	IBB	SO	WP	BK	AVG
2018	Blue Jays (DOSL)	3-1	2.60	13	8	0	0	2	55.1	47	20	16	2	2	21	0	64	3	0	.227
2019	Blue Jays (GULF)	3-2	8.02	16	0	0	0	1	21.1	28	21	19	1	2	8	0	15	3	0	.326
2021	Dunedin (LASE)	0-1	4.50	9	1	0	0	3	18.0	13	13	9	1	0	15	1	37	2	0	.194
	Vancouver (HAW)	3-1	1.88	12	0	0	0	0	28.2	12	6	6	2	3	8	0	44	3	1	.125
	New Hampshire (AANE)	0-0	2.30	10	1	0	0	4	15.2	5	4	4	2	3	6	0	27	5	0	.096
Minor Totals		9-5	3.50	60	10	0	0	10	139.0	105	64	54	8	10	58	1	187	16	1	.207

TRANSACTIONS

- Signed by the Toronto Blue Jays on November 23, 2017

PROFESSIONAL CAREER:

MINORS:

- Began his professional career in 2018 with the DSL Blue Jays...Made 13 appearances (8 starts) fashioning a 3-1 record and a 2.60 ERA (16 ER/55.1 IP) with 64 strikeouts and 21 walks...Was named a DSL Mid-Season All-Star.
- Spent the 2019 season with the GCL Blue Jays, appearing in 16 games out of the bullpen...Pitched to a 3-2 record and a 8.02 ERA.
- Did not play in 2020 due to the cancelled Minor League season.
- Spent the summer working out near his home and then joined the Caneros de Los Mochis in the Mexican Pacific Winter League...Went 1-0 there with a 2.45 ERA (7 ER/25.2 IP) across 20 relief appearances.

HOW LONG DID IT TAKE

LONGEST OFFICIAL GAME

HOME 6:37-Aug. 10, 2014 vs. Detroit (19 inn.)

ROAD 6:00-Sept. 5, 2017 at Boston (19 inn.)

SHORTEST OFFICIAL GAME

1:04-Sept. 15, 1977 vs. Baltimore (forfeit, 4.5 inn.)

LONGEST NINE-INNING GAME

HOME 4:15-April 11, 1988 vs. New York

ROAD 4:23-Sept. 6, 2020 at Boston

SHORTEST NINE-INNING GAME

ROAD 1:39-June 16/77 vs. Detroit

HOME 1:33-Sept. 28/82 (GM1) vs. Minnesota





HERNÁNDEZ TEOSCAR

37
OUTFIELDER

BIRTHDATE October 15, 1992
OPENING DAY AGE 29
BIRTHPLACE Cotui, Dominican Republic
RESIDENCE Bonao, Dominican Republic
INSTAGRAM @elchino242

BATS/THROWS R/R
HEIGHT/WEIGHT 6-2/215
CONTRACT STATUS signed thru 2022
M.L. SERVICE 4.097
OPTIONS USED 2 of 3

PERSONAL:

- Teoscar Jose Hernández.
- Born on October 15, 1992 in Cotui, Dominican Republic.
- Signed by the Houston Astros as an 18-year-old international free agent on February 17, 2011.
- His favourite player growing up was Hall of Fame outfielder **Vladimir Guerrero**.

LAST SEASON:

- Ranked 3rd in MLB with 116 RBI and finished 7th in the AL with a .296 AVG.
- Set career-highs in runs (92), hits (163), AVG (.296), OBP (.346), home runs (32), and RBI (116).
- His .372 AVG vs. LHP led the AL and was 2nd in MLB (**Trea Turner** - .392).
- His 114 RBI after returning from the COVID-related IL on April 30 were the most in the Majors while his 157 hits over that span were T-7th.
- Recorded an MLB-high 68 RBI on the road, 3rd most in Blue Jays history (**George Bell** - 78 in 1987, **Carlos Delgado** - 76 in 1999).
- Named an All-Star for the 1st time in his career...Edged **Byron Buxton** by less than 5,000 votes, the narrowest margin in 2021...Doubled and scored a run (1-for-2) while starting in left field.
- Made All-MLB Second Team after the season.
- On Opening Day, April 1 at NYY, hit Toronto's **1st home run** of the season, a 437-foot blast off of **Gerrit Cole**...Finished 3-for-4 to become the 13th player (15th time) in team history with three hits and a homer on Opening Day.
- Hit an **RBI single** in the 1st inning on April 8 vs. LAA for the Blue Jays' 1st ever hit at Dunedin's TD Ballpark.
- Placed on the COVID-related IL on April 9 following exposure to a close contact positive COVID-19 case...Activated on April 30.
- Went **deep twice** on May 12 at ATL for his 10th career multi-homer game (last: Aug. 14, 2020 vs. TB)...Hit a **464-foot home run**, the 2nd longest of his career (466 ft on Aug. 12, 2020 vs. MIA).
- Hit his **7th home run** on May 24 vs. TB, homering in consecutive games for the 1st time this season (11th career).
- Belted a pair of **three-run homers** on June 13 at BOS, his **2nd multi-home run** game of the season (11th career)...Finished 3-for-6 with a career-high six RBI.
- On paternity list from June 17-20...Returned to the team after the birth of his son, Mateo Javier.
- Drilled a pair of **two-run bombs** on July 24 at NYM, bringing his season total to 15...Marked his **3rd multi-homer** game of the year (12th career).
- Hit his **16th longball** of the year in the 2nd inning on July 30 vs. KC, the first homer at Rogers Centre since **Breyvic Valera's** longball on Sept. 29, 2019 vs. TB...Homered in four straight games in Toronto, dating back to 2019.
- Launched his **17th home run** on Aug. 3 vs. CLE to go with a pair of singles and a HBP, the 2nd time he reached base safely four times in a game this season (also: July 29 at BOS)...Drove in three runs, bringing his season total to 66 RBI for a new career high (65 in 2019).
- Crushed his **1st career grand slam** in the 5th inning on Aug. 11 at LAA, part of a 2-for-5 game.
- Went 3-for-4 on Aug. 15 at SEA, reaching the 20-homer plateau for the 3rd time in his career with a **solo bomb** in the 2nd inning...Homered in consecutive games for the 2nd time this season (12th career)...Became the 3rd player in team history to single, double, and homer in back-to-back games, joining **Carlos Delgado** (1999) and **Yangervis Solarte** (2018).
- Mashed his **21st bomb** on Aug. 17 at WAS, homering in three straight games for the 3rd time in his career.
- Drilled his **22nd roundtripper** on Aug. 18 at WAS, homering in a career-high four straight games...Went 2-for-4, extending his season-long hitting streak to 10 games, tied for the 2nd-longest of his career.
- Named AL Player of the Week for Aug. 9-15, his 1st career POTW award...Hit .500 (14-for-28) with eight runs, two doubles, two homers, and 10 RBI (1.393 OPS).
- Hit a **two-run home run** in the 4th inning on Sept. 3 vs. OAK, his 23rd homer and his first since Aug. 18 at WAS, ending a streak of 13 homerless games.
- Belted his **24th home run** of the year on Sept. 4 vs. OAK, his 100th career longball...Homered in consecutive games for the 3rd time this season (13th career).
- Hit his **26th home run** in Game 2 on Sept. 11 at BAL, tying his career high set in 2019.
- Drilled his **2nd career grand slam** on Sept. 12 at BAL, going 2-for-3 with five RBI...Set a new career high with his 27th homer (26 in 2019) while eclipsing 100 RBI for the 1st time in his career.
- Went 5-for-5 on Sept. 13 vs. TB, his 1st career **five-hit game**.
- Reached the **30-home run** plateau for the 1st time in his career on Sept. 23 at MIN.
- Hit his **31st longball** on Sept. 25 at MIN, homering in three of his last six games and four of his last eight.
- Launched his **32nd bomb** on Oct. 2 vs. BAL, marking his 300th career RBI.

BIOGRAPHIES

LAST SEASON

HISTORY

RECORDS

OPPONENTS

PLAYER DEV.

MEDIA & MISC.



Bold – career high; Red – league high

Year	Club and League	AVG	G	AB	R	H	2B	3B	HR	RBI	BB	IBB	SO	SB	CS	OBP	SLG	OPS	SH	SF	HBP
2011	DSL Astros (DSL)	.274	65	226	41	62	13	7	7	35	28	1	42	16	4	.360	.487	.847	0	3	4
2012	GCL Astros (GCL)	.243	51	177	25	43	11	2	4	18	19	0	54	10	1	.325	.395	.720	0	1	3
	Lexington (SAL)	.240	8	25	2	6	2	0	1	5	3	0	12	1	0	.310	.440	.750	1	1	0
2013	Quad Cities (MID)	.271	123	499	97	135	25	9	13	55	41	0	135	24	11	.328	.435	.763	17	4	4
2014	Lancaster (CAL)	.294	96	391	72	115	33	8	17	75	49	0	117	31	6	.376	.550	.926	5	5	5
	Corpus Christi (TEX)	.284	23	95	12	27	4	1	4	10	2	0	36	2	3	.299	.474	.773	1	0	0
2015	Corpus Christi (TEX)	.219	121	470	92	103	12	2	17	48	33	1	126	33	7	.275	.362	.637	5	2	4
2016	Corpus Christi (TEX)	.305	69	279	53	85	19	0	6	30	32	0	55	29	11	.384	.437	.821	3	2	5
	Fresno (PCL)	.313	38	144	20	45	9	3	4	23	13	0	25	5	4	.365	.500	.865	1	2	0
	HOUSTON (AL)	.230	41	100	15	23	7	0	4	11	11	1	28	0	2	.304	.420	.724	0	1	0
2017	Fresno (PCL)	.279	79	301	54	84	20	3	12	44	39	2	72	12	7	.369	.485	.854	0	2	5
	HOUSTON (AL)	-	1	0	0	0	0	0	0	0	0	0	0	0	0	-	.000	0	0	0	0
	Buffalo (INT)	.222	26	99	14	22	6	2	6	22	8	0	30	4	1	.294	.505	.799	0	0	2
	TORONTO (AL)	.261	26	88	16	23	6	0	8	20	6	0	36	0	1	.305	.602	.907	0	1	0
2018	Buffalo (INT)	.278	4	18	4	5	1	0	2	3	0	0	7	2	0	.278	.667	.945	0	0	0
	TORONTO (AL)	.239	134	476	67	114	29	7	22	57	41	0	163	5	5	.302	.468	.770	0	3	3
2019	Buffalo (INT)	.253	19	75	11	19	0	1	5	11	6	1	21	3	0	.313	.480	.793	0	1	1
	TORONTO (AL)	.230	125	417	58	96	19	2	26	65	45	1	153	6	3	.306	.472	.778	0	1	1
2020	TORONTO (AL)	.289	50	190	33	55	7	0	16	34	14	0	63	6	1	.340	.579	.919	0	1	1
2021	TORONTO (AL)	.296	143	550	92	163	29	0	32	116	36	1	148	12	4	.346	.524	.870	0	2	7
Minor Totals		.268	722	2799	497	751	155	38	98	379	273	5	732	172	55	.338	.456	.794	33	23	33
MAJOR TOTALS		.260	520	1821	281	474	97	9	108	303	153	3	591	29	16	.320	.501	.822	0	9	12

ALL-STAR GAME RECORD

Year	League and City	AVG	G	AB	R	H	2B	3B	HR	RBI	BB	IBB	SO	SB	CS	OBP	SLG	OPS	SH	SF	HBP
2021	AL at COL	.500	1	2	1	1	1	0	0	0	0	0	0	0	0	.500	1.000	1.500	0	0	0

WILD CARD RECORD

Year	Club and Opp.	AVG	G	AB	R	H	2B	3B	HR	RBI	BB	IBB	SO	SB	CS	OBP	SLG	OPS	SH	SF	HBP
2020	TOR vs. TB	.143	2	7	0	1	0	0	0	0	1	0	4	0	0	.250	.143	.393	0	0	0

HOME RUN BREAKDOWN

Total	ONE GAME											
	H	A	2	3	4	GS	LO	XN	IP	PH	RHP	LHP
108	48	60	12	0	0	0	3	2	0	0	70	38

TRANSACTIONS

- Signed by the Houston Astros on February 17, 2011
- On disabled list (bruised left knee) from April 26-May 13, 2017
- Traded to the Blue Jays along with OF Norichika Aoki in exchange for LHP Francisco Liriano on July 31, 2017
- On injured list (left oblique strain) from September 6-15, 2020

GAME HIGHS

ML Debut	Aug. 12, 2016 at TOR	Stolen Bases	2 – Aug. 23, 2020 at TB
Runs	4 – Sept. 12, 2021 at BAL	Last ML Home Run	Oct. 2, 2021 vs. BAL
Hits	5 – Sept. 13, 2021 vs. TB	Longest Hitting Streak	15G – Aug. 20, 2020-Sept. 3, 2020
Home Runs	2 – 12x, last: July 24, 2021 at NYM	Longest On-Base Streak	16G – Aug. 20, 2020-Sept. 4, 2020
RBI	6 – June 13, 2021 at BOS	Longest Hitless Streak	19AB – Aug. 18-24, 2021

MILESTONES

Category	Date	Opponent	Pitcher	Notes
Hit	1 Aug. 12, 2016	at Toronto	Liriano	HR, MLB debut
Home Run	1 Aug. 12, 2016	at Toronto	Liriano	1R
Multi-HR Games (12)				
	12 July 24, 2021	at New York (NL)	Walker, Banda	2R, 2R
Grand Slam HR	1 Aug. 11, 2021	at Los Angeles (AL)	Selman	5th inning
	2 Sept. 12, 2021	at Baltimore	Watkins	3rd inning
Leadoff HR	1 Sept. 24, 2017	New York (AL)	Garcia	—
	2 Sept. 28, 2019	Tampa Bay	Yarbrough	—
	3 July 27, 2020	at Washington	Sanchez	—
Walk-off HR	1 July 27, 2019	Tampa Bay	Pagan	1R, 12th inning
Extra-Inning HR	1 July 27, 2019	Tampa Bay	Pagan	1R, 12th inning
	2 Sept. 3, 2020	at Boston	Barnes	3R, 10th inning
RBI	1 Aug. 12, 2016	at Toronto	Liriano	HR, 1R
Stolen Base	1 April 13, 2018	at Cleveland	Miller	3rd base
			C-Gomes	



PROFESSIONAL CAREER:

MINORS:

- In 2011, his first professional season, was named the DSL Astros team MVP after hitting .274 with an .847 OPS...Was named the team's Player of the Month for July (.298, six doubles, three triples, five homers, 19 RBI).
- Combined to hit .243 in 2012 over 51 games for for the GCL Astros and eight games for Class-A Lexington.
- Played with Class-A Quad Cities for the entire 2013 season...Led the Midwest League in runs (97) and ranked 2nd in outfield assists (14)...Played for the Toros del Este in the Dominican Winter League and appeared in 23 games (.212 AVG).
- Split 2014 with Advanced-A Lancaster (96G) and Double-A Corpus Christi (23G)...Posted his best single-season OPS (.897) while batting .228...Named a Mid-Season All-Star, a Post-Season All-Star, an Organizational All-Star by MiLB.com, and a Baseball America High Class-A All-Star...Played for the Toros del Este again and batted .228 over 34 games.
- Entered 2015 ranked by Baseball America as the Astros' 9th-best prospect...Played the full season with Corpus Christi while hitting .219, splitting time in center field (77 starts) and right field (37 starts)...Hit .275 in 17 games of Dominican Winter Ball.

2016:

- Started the season in Double-A and hit .305 before a June 30 promotion to Triple-A Fresno where he batted .313 over 38 games.
- Was named a Mid-Season All-Star while with Double-A Corpus Christi...Also named a Post-Season All-Star and an Organizational All-Star by MiLB.com at the end of the year.
- Had his contract purchased from the minors on Aug. 12 and made his **MLB debut** that night in Toronto...Homered in his 3rd plate appearance, a solo shot off of **Francisco Liriano** (for whom he was later traded)...Became the 5th Houston player all-time with a home run in his MLB debut.
- Hit three home runs in his first 10 MLB games, becoming the 5th Astro all-time to do so.
- Posted a slugging percentage of .420 over 41 games while with the Astros, having 11 of his 23 hits go for extra bases (seven doubles, four homers).

2017:

- Started the campaign with Triple-A Fresno...Was called up to Houston on April 25 and made his season debut as a defensive replacement in right field...Landed on the DL the next day with a bruised left knee.
- Came off the DL on May 14 and was sent to Fresno where he hit .279 with 20 doubles, three triples, and 12 homers over 79 games.
- Traded to Toronto along with **Norichika Aoki** in exchange for **Francisco Liriano** on July 31, 2017 and assigned to Triple-A Buffalo where he hit .221 in 25 games (six homers, 22 RBI, four SB, .811 OPS).
- Recalled from the Bisons on Sept. 1, 2017 and made his Toronto debut that night in Baltimore (1-for-4, 2B, BB).
- Went 3-for-4 with two home runs and five RBI on Sept. 10 vs. DET, his 1st career multi-homer game...Became the 4th Toronto rookie all-time with at least two homers and five RBI in a game...The others were **Carlos Delgado** (April 11, 1994 at OAK), **Felipe Lopez** (Sept. 4, 2001 vs. NYY), and **J.P. Arencibia** (April 1, 2011 vs. MIN)...Became the 13th rookie in Blue Jays history to collect five RBI in a game (last: **Anthony Gose** on Sept. 8, 2012 at BOS).
- Put together a six-game RBI streak from Sept. 22-27, the longest by a Blue Jay in 2017...Hit .346 (9-for-26) with a double, six home runs, and 11 RBI over that span.
- Homered for the 3rd consecutive game on Sept. 24, 2017 vs. NYY, becoming the 1st Toronto rookie all-time to do so.
- Recorded his 2nd career multi-homer game on Sept. 26 at BOS...Became the 1st Toronto rookie all-time to record two multi-HR games in a single month and the 8th different Toronto rookie to record two multi-HR games in a season (last: **J.P. Arencibia** in 2011).
- Hit a two-run home run with two outs in the 9th on Sept. 27 at BOS...Marked his third consecutive first-pitch homer...Extended his Blue Jays rookie-record home run total for September to eight, which tied for the 2nd-most by a Toronto rookie in any month in club history (**Jose Cruz Jr.** - 9 in August, 1997; **Carlos Delgado** - 8 in April, 1994)...Drove in his 19th and 20th runs of September, setting a new record for the most RBI in September by a Blue Jays rookie (**Josh Phelps** - 19 in 2002)...Was his 6th straight game with an extra-base hit to join **Steve Stagg**s (7), **Shannon Stewart** (6) and **Bob Bailor** (6) as the only Toronto rookies to have an XBH in six or more consecutive games.
- Went 23-for-88 (.261) over 26 games as a Blue Jay (.305 OBP, .908 OPS).

2018:

- Had 58 of his 114 hits go for extra bases (29-2B, 7-3B, 22 HR)...His 50.9% XBH rate was 7th highest in MLB.
- His seven triples were the most by a Blue Jay since **Alex Rios** had eight in 2008.
- Finished 2nd on the team with 223 total bases (**Justin Smoak** - 231).
- Recorded 11 outfield assists, 3rd most in the AL (**Andrew Benintendi** - 12, **Mitch Haniger** - 12).
- Assigned to Triple-A Buffalo to start the season.
- Recalled to the Blue Jays from the Bisons on April 13 and made his season debut that night in Cleveland...Went 2-for-5 with two doubles and two RBI.
- Went 4-for-6 on April 18 vs. KC for his 1st career four-hit game...Finished a double shy of a cycle...Hit his 1st career triple and his 1st home run of the season.
- On April 22 at NYY, belted the 3rd home run in his last five games...Was his 30th RBI since joining the Jays on Sept. 1, 2017, the most on the team over that time.
- Connected for his 4th home run of the year on April 29 vs. TEX...Hit 12 home runs in his first 40 games as a Blue Jay - tied for 2nd most in team history (**Tony Batista**-13, **Troy Glaus**-12).
- Hit a triple after **Devon Travis** tripled on May 28 at BOS, forming Toronto's first back-to-back triples since July 27, 2012 at DET (**Brett Lawrie**/**Omar Vizquel**).
- Notched his 9th home run of the season on June 5 vs. NYY to mark a new career high (eight in 2017).
- On June 8 vs. BAL, hit his 5th triple of the season in his 190th at-bat, matching the team's entire total from 2017 (5,499 AB).
- Tied a career high with four hits on Aug. 3 at SEA (also April 18, 2018 vs. KC), including three doubles for his 1st career three-XBH game.
- Homered in consecutive games for the 4th time in his career on Aug. 8 and Aug. 9 vs. BOS...Gave him eight home runs and 20 RBI in 20 career games vs. BOS.
- Reached the 20-HR mark for the 1st time in his career on Sept. 9 vs. CLE.
- Homered in back-to-back games for the 3rd time of the season on Sept. 28 and Sept. 29 at TB.



2019:

- Set then career highs in home runs (26), RBI (65), walks (45), and stolen bases (6).
- Hit his [1st home run](#) of the season on April 15 at MIN, a three-run blast to give the Jays a 5-3 win...Was the 13th go-ahead home run of his career (35th overall).
- On April 16 at MIN, ended the game for a 6-5 win with an [outfield assist](#), his 2nd of the night...Marked his 2nd career game with multiple assists (also: May 3, 2018 at CLE)...Marked the 8th time in franchise history that a runner was thrown out at home to seal a victory (last: Aug. 31, 2012 vs. TB - [Elliot Johnson](#) thrown out by [Moises Sierra](#)).
- Connected for his [2nd home run](#) of the season while recording the 100th RBI of his career on April 18 at MIN.
- Optioned to Triple-A Buffalo on May 16...Recalled on June 5...Hit .253 (19-for-75) with six extra-base hits and 11 RBI in 19 games for the Bisons (.793 OPS).
- Homered [twice](#) on June 16 at HOU...Marked his 3rd career multi-HR game, also doing so twice in September of 2017...The four-RBI effort marked a season high.
- Belted two homers on July 17 at BOS for his 4th career [multi-HR game](#)...Also homered in consecutive games for the 6th time in his career...Gave him nine home runs and 22 RBI in 20 career games at Fenway Park...His [1st dinger](#) of the night travelled 442 feet for the longest hit home run of his career, surpassing his shot from a night earlier by 12 inches.
- On July 27 vs. TB, followed up a [Brandon Drury](#) blast with one of [his own](#) for Toronto's 8th set of back-to-back homers...Then won the game in the 12th inning with his 1st career [walk-off home run](#), which was also his 1st career extra-inning home run...Marked his 5th career multi-HR game.
- Notched his [8th home run](#) of the month on July 29 at KC to tie a career high set in September of 2017.
- Recorded his 6th career [multi-HR game](#) and team-leading 4th multi-HR effort of the season on Aug. 9 vs. NYY...His four multi-homer games in 2019 tied for 9th most among AL hitters.
- Hit his [18th home run](#) of the season and his 4th go-ahead blast on Aug. 10 vs. NYY...Homered in consecutive games for the 7th time in his career and 2nd time in the season.
- Connected for his [19th home run](#) on Aug. 13 vs. TEX, giving him 15 home runs in 43 games since June 16, tied for 5th most in the AL over that stretch.
- Notched his [20th home run](#) of the campaign on Aug. 24 at SEA, reaching the 20-HR mark in consecutive seasons.
- Set a new career high with his [23rd homer](#) (22 in 2018) on Sept. 18 at BAL...Drove in three runs to bring his season total to 58 RBI, also a new high (57 in 2018).
- Hit his 2nd career [leadoff home run](#) on Sept. 28 vs. TB (also: Sept. 24, 2017 vs. NYY)...Reached the 25-HR mark for the 1st time.
- Connected for his career-high [26th home run](#) on Sept. 29 vs. TB...Homered in three consecutive games for the 2nd time in his career (also Sept. 22-24, 2017)...Gave him 18 home runs after the All-Star break, tied for 11th among AL batters.
- Posted a .961 OPS over his last 59 contests (11-2B, 1-3B, 18 HR, 38 RBI), 13th best in the AL during that span.

2020:

- Won a Silver Slugger Award, becoming the first Blue Jay to claim one since [Josh Donaldson](#) in 2016, and the first Toronto outfielder to do so since [Jose Bautista](#) in 2014.
- Among AL hitters, ranked T-5th in home runs (16), 7th in slugging (.579), 7th in OPS (.919), T-9th in total bases (110), and T-16th in extra-base hits (23)...His 11.88 AB/HR rate was 4th highest in the AL (T-6th in MLB).
- Tied with [Alex Verdugo](#) for 1st in the Majors with seven outfield assists.
- Nominated for the Hank Aaron Award as Toronto's top hitter.
- Named to The Sporting News AL All-Star team.
- His .416 AVG on fastballs was 5th highest in MLB (4th in the AL), while his .650 AVG when ahead in the count led the Majors.
- Put together a then career-high 10-game hitting streak from Sept. 17, 2019-July 14, 2020...Went 13-for-37 (.351) with four doubles, one triple, four homers and 11 RBI over that span (.838 SLG).
- Recorded his 3rd career [leadoff home run](#) on July 27 at WAS...Added [another longball](#) for his 7th career multi-HR game.
- Hit a pair of solo homers on July 30 vs. WAS, becoming the 1st player in 2020 with two [multi-HR](#) games.
- Belted his team-leading 5th home run on Aug. 12 vs. MIA...The [466-foot blast](#) was the longest of his career (450 feet on July 29, 2019 at KC).
- Hit his [6th](#) and [7th](#) home runs for his 9th career multi-HR game (3rd in 2020) on Aug. 14 vs. TB...Homered in consecutive games for the 9th time...His three multi-homer games tied with five others for 2nd most in 2020 ([José Ramírez](#) - 4).
- Recorded a career-best 15-game hitting streak from Aug. 20 (G1)-Sept. 3...Was the longest hitting streak by a Blue Jay in 2020 and the 4th longest in the AL (T-7th in MLB)...Went 19-for-52 (.365) with 14 runs scored, a double, six home runs, and 11 RBI (1.190 OPS) over that stretch.
- Slugged a [solo shot](#) on Aug. 21 at TB, homering in consecutive games for the 10th time in his career.
- Notched his [10th home run](#) on Aug. 23 at TB, joining [Carlos Delgado](#) (2001) as the only batters in club history to hit 10 home runs in the team's first 26 games of a season...Also walked three times to tie a career high and stole two bases in a game for the 1st time in his career...Became the 1st player in franchise history to record a home run, three walks and two stolen bases in the same game..
- Went 2-for-5 on Aug. 30 vs. BAL, including the [walk-off](#) two-RBI single in the 9th.
- Gave Toronto a 5-2 lead with a [three-run homer](#) in the 10th inning on Sept. 3 at BOS...Was his 2nd career extra-inning home (also July 27, 2017 vs. TB)...Finished 2-for-4 with a walk to extend his career-long hitting streak to 15 games.
- Belted his [14th home run](#) on Sept. 5 at BOS, moving into a temporary tie for the MLB lead ([Mike Trout](#) hit his 15th later in the night)...Became the 2nd player in club history with 14 homers in the team's first 39 games of a season, joining [Carlos Delgado](#) (16 in 2001).
- Placed on the injured list with a left oblique strain from Sept. 6-15...Among AL hitters at the time of his injury, ranked T-2nd in home runs (14), 3rd in SLG (.637), 3rd in OPS (.995), 3rd in total bases (93), T-5th in hits (45), T-7th in extra-base hits (20) and 12th in AVG (.308).
- In Game 2 of a doubleheader on Sept. 18 at PHI, hit his [first home run](#) since his IL stint, becoming the 10th MLB player to reach the 15-homer mark.
- Connected for his [16th home run](#) on Sept. 20 at PHI, tying him for 3rd most in MLB at the time.
- Made his postseason debut in Game 1 of the ALWC at TB and reached base on a walk...[Singled](#) in Game 2 for his 1st career playoff hit.

Career-Highs - Statcast

	Speed/Distance	Date
Hardest Hit Ball:	115.9 MPH	Aug. 12, 2020 vs. MIA
Farthest Hit Ball:	466 feet	Aug. 12, 2020 vs. MIA
Top Sprint Speed:	30.6 ft/s	Sept. 3, 2016 at TEX





JANSEN DANNY

9
CATCHER

BIRTHDATE April 15, 1995
 OPENING DAY AGE 26
 BIRTHPLACE..... Elmhurst, IL
 RESIDENCE..... Largo, FL
 INSTAGRAM..... @d_jansen31

BATS/THROWS R/R
 HEIGHT/WEIGHT 6-2/215
 CONTRACT STATUS..... signed thru 2022
 M.L. SERVICE 3.050
 OPTIONS USED 1 of 3

PERSONAL:

- Daniel Robert Jansen.
- Attended West High School in Appleton, Wisconsin...Was named First-Team All-State in his junior year.
- Ranked as Toronto's 7th-best prospect by Baseball America entering 2018...Ranked as the 71st overall prospect by Fan-Graphs...Also ranked by BA as baseball's 9th-best catching prospect.
- Listed as Toronto's 3rd-best prospect and the 42nd overall prospect by Baseball America going into the 2019 season... Ranked 65th overall by MLB (5th among catchers) and 89th by Baseball Prospectus.
- Participated in the 2019 and 2020 Blue Jays Winter Tours.
- Married his wife, Alexis, prior to the 2021 season.

LAST SEASON:

- Posted a career-best .473 slugging percentage...His .772 OPS was the 2nd-highest of his career (.779 in 2018).
- Blocked 97% of balls in the dirt (195/201), 3rd best in MLB.
- Snapped a franchise-tying 0-for-35 drought on May 2 vs. ATL (also: **Ed Sprague** in 1994) with an **RBI single**, his 1st RBI of the season...Was also his 1st multi-hit game of the season (2-for-3, RBI, BB).
- Launched his **1st home run** of 2021 on May 6 at OAK, a two-run go-ahead homer in the 4th.
- **Homered** on May 7 at Hou, going deep in consecutive games for the 4th time in his career (last: three-game streak from July 2-4, 2019 vs. BOS).
- **Went deep** for a 3rd straight game on May 8 at HOU (a career-long 448 ft.), his 2nd career three-game home run streak... Became the 3rd catcher in Blue Jays history with multiple three-game home run streaks, joining **Ernie Whitt** (four-game streak in 1989, three-game streak in 1985) and **Russell Martin** (three-game streaks in 2016 and 2018).
- Placed on the injured with a right hamstring strain from June 7-July 2 and again from July 23-Aug. 30...Played seven rehab games for Triple-A Buffalo, batting .238 (5-for-21) with a homer and four RBI.
- Hit his **4th home run** of the year on July 11 at TB, his first since May 8 at HOU.
- Notched his **5th home run** in Game 1 on July 18 vs. TEX, homering in consecutive games for the 2nd time of the season.
- Returned from the IL on Aug. 31 vs. BAL and hit his 6th longball of the year.
- Launched his **7th home run** on Sept. 4 vs. OAK to go with two doubles, notching three extra-base hits in a game for the 3rd time in his career (last: Sept. 23, 2020 vs. NYY).
- Went 4-for-6 on Sept. 12 at BAL with a **trio of doubles** while driving in four runs, the 5th Blue Jay ever with three doubles and four RBI in a game (last: **Jose Bautista** - May 26, 2015 vs. CWS)...Was his 2nd career four-hit game and his 1st with three doubles...Doubled twice in the 3rd inning, becoming the 13th player (14th time) in club history with multiple extra-base hits in an inning (last: **Edwin Encarnacion** - May 7, 2014).
- Drilled his **10th longball** on Oct. 1 vs. BAL, reaching double-digit home runs for the 2nd time in his career (13 in 2019).
- Went 2-for-4 on Oct. 2 vs. BAL with his **11th roundtripper**, homering in consecutive games for the 4th time this season (7th career).
- Batted .322 (19-for-59) over 21 games to end the season after his 2nd IL stint, including eight doubles, six homers, and 18 RBI (1.147 OPS).

Bold – career high; Red – league high

Year	Club and League	AVG	G	AB	R	H	2B	3B	HR	RBI	BB	IBB	SO	SB	CS	OBP	SLG	OPS	SH	SF	HBP
2013	GCL Blue Jays (GCL)	.246	36	114	19	28	4	0	0	18	21	0	10	0	0	0.364	.281	.645	0	3	2
2014	Bluefield (APP)	.282	38	124	22	35	10	0	5	17	16	0	17	2	1	.390	.484	.874	0	0	6
2015	GCL Blue Jays (GCL)	.238	7	21	4	5	1	0	1	3	2	0	5	0	0	.304	.429	.733	0	0	0
	Lansing (MID)	.206	46	160	19	33	8	0	4	27	19	0	22	2	0	.299	.331	.630	0	2	3
2016	GCL Blue Jays (GCL)	.222	3	9	0	2	0	0	0	2	1	0	2	0	0	.364	.222	.586	0	0	1
	Dunedin (FSL)	.218	54	188	18	41	7	0	1	23	22	0	40	7	1	.313	.271	.584	0	2	5
2017	Dunedin (FSL)	.369	31	122	19	45	6	0	5	18	8	0	14	0	0	.422	.541	.963	1	1	4
	New Hampshire (EAS)	.291	52	179	23	52	15	1	2	20	22	2	19	1	0	.378	.419	.797	1	3	5
	Buffalo (INT)	.328	21	67	8	22	4	1	3	10	11	1	7	0	0	.423	.552	.975	0	0	0
2018	Buffalo (INT)	.275	88	298	45	82	21	1	12	58	44	1	49	5	1	.390	.473	.863	1	3	14
	TORONTO (AL)	.247	31	81	12	20	6	0	3	8	9	0	17	0	0	.347	.432	.779	0	1	4
2019	TORONTO (AL)	.207	107	347	41	72	12	1	13	43	31	1	79	0	1	.279	.360	.639	1	1	4
2020	TORONTO (AL)	.183	43	120	18	22	3	0	6	20	21	0	31	0	0	.313	.358	.671	3	1	2
2021	Buffalo (AAA)	.238	7	21	5	5	0	0	1	4	4	0	3	0	0	.346	.381	.727	0	1	0
	TORONTO (AL)	.223	70	184	32	41	13	0	11	28	17	0	44	0	0	.299	.473	.772	0	1	3
	Minor Totals	.269	383	1303	182	350	76	3	34	200	170	4	188	17	3	.366	.410	.776	3	15	40
	MAJOR TOTALS	.212	251	732	103	155	34	1	33	99	78	1	171	0	1	.298	.396	.694	5	3	13

WILD CARD RECORD

Year	Club and Opp.	AVG	G	AB	R	H	2B	3B	HR	RBI	BB	IBB	SO	SB	CS	OBP	SLG	OPS	SH	SF	HBP
2020	TOR vs. TB	.400	2	5	2	2	0	0	2	2	0	0	0	0	0	.400	1.600	2.000	0	0	0

BIOGRAPHIES

LAST SEASON

HISTORY

RECORDS

OPPONENTS

PLAYER DEV.

MEDIA & MISC.



HOME RUN BREAKDOWN

Total	H	A	ONE GAME										
			2	3	4	GS	LO	XN	IP	PH	RHP	LHP	
33	18	15	2	0	0	1	0	0	0	0	0	23	10

TRANSACTIONS

- Selected by the Toronto Blue Jays in the 16th round of the 2013 First-Year Player Draft
- On injured list (right hamstring strain) from June 7-July 2, 2021
- On injured list (right hamstring strain) from July 23-Aug. 30, 2021

GAME HIGHS

ML Debut	Aug. 13, 2018 at KC	Stolen Bases	None
Runs	3 – 4x, last: Sept. 23, 2020 vs. NYY	Last ML Home Run	Oct. 2, 2021 vs. BAL
Hits	4 – 2x, last: Sept. 12, 2021 at BAL	Longest Hitting Streak	6G – 2x, last: July 11-Sept. 6, 2021
Home Runs	2 – 2x, last: Sept. 23, 2020 vs. NYY	Longest On-Base Streak	10G – July 11-Sept. 12, 2021
RBI	4 – 2x, last: Sept. 12, 2021 at BAL	Longest Hitless Streak	35AB – April 7-May 1, 2021

MILESTONES

Category	Date	Opponent	Pitcher	Notes
Hit	1 Aug. 13, 2018	at Kansas City	Keller	Single
Home Run	1 Aug. 14, 2018	at Kansas City	Fillmyer	1R
Multi-HR Game	1 July 4, 2019	Boston	Velazquez, Brewer	1R, 1R
	2 Sept. 23, 2020	New York (AL)	Tanaka, Kratz	1R, 1R
Grand Siam HR	1 Sept. 7, 2020	New York (AL)	Ottavino	6th inning
Walk-off HR	1 June 29, 2019	Kansas City	Barlow	2R, 9th inning
RBI	1 Aug. 14, 2018	at Kansas City	Fillmyer	Home Run

PROFESSIONAL CAREER:

MINORS:

- Promoted to the Rookie-Level Bluefield for the 2014 season...In 38 games, he batted .282 with five home runs and 17 RBI... Had a 22-game on-base streak from July 6-31, 2014...Over the course of that month, hit .318 with a .447 OBP.
- Assigned to the Class-A Lansing Lugnuts in 2015 and was placed on the disabled list on May 30...Played seven games in the Gulf Coast League for rehab and rejoined Lansing in August.
- Joined Advanced-A Dunedin to open the 2016 season...In 57 total games, hit .218 with one home run and 25 RBI.
- Was assigned to the Mesa Solar Sox of the Arizona Fall League after the 2016 season...Appeared in 20 games for the Sox and hit .282 with 11 RBI and the first two triples of his professional career.
- Started the 2017 season in Advanced-A Dunedin and slashed .369/.422/.541 over 31 games...Hit .291 in 52 games with Double-A New Hampshire, including 15 doubles, one triple, two home runs and 20 RBI while throwing out 14 of 45 stolen base attempts (31.1%).
- Named a 2017 Mid-Season All-Star in both the Florida State League (A+) and the Eastern League (AA).
- Promoted to Triple-A Buffalo in August...Doubled and drove in two runs in his Triple-A debut on Aug. 4 vs. Lehigh Valley... it a triple and homered twice in a 4-for-4 effort on Aug. 21 at Pawtucket, bringing his average to .500 through his first 12 games with the Bisons...Finished with a .328/.423/.552 line over 21 games at the Triple-A level..
- Named a 2017 Baseball America Minor-League First-Team All-Star and an MLB.com Organizational All-Star.

2018:

- Recalled from Triple-A Buffalo on Aug. 12.
- Made his **MLB debut** on Aug. 13 at KC and **singled** in his 1st plate appearance...Finished 2-for-3 to become the 19th player in team history with multiple hits in his MLB debut, and the 4th catcher to do so...Along with **Sean Reid-Foley**, formed the 1st starting battery mates in team history to debut at the same time...Marked the first such occasion in the AL since April 14, 1967, when **Billy Rohr** pitched and **Russ Gibson** caught for the Red Sox at Yankee Stadium (*courtesy STATS*).
- Hit his 1st Major League **home run** on Aug. 14 at KC...Became the 11th player in team history to homer within his first two MLB contests and the 3rd catcher to do so, joining **J.P. Arencibia** (2010) and **Sandy Martinez** (1995).
- Had hits in each of his first six MLB games (Aug. 13-22), just the 3rd player and the only catcher in team history to do so... Became the 8th Blue Jay to record 8+ hits across his first six MLB games, the most by any catcher.
- Recorded his **2nd longball** on Sept. 17 at BAL, a two-run blast to mark his 1st career multi-RBI effort.
- On Sept. 20 vs. TB, connected for his **3rd home run**, a three-run homer...Was his 1st home run at Rogers Centre...Was also his 1st career three-RBI game.
- Reached base safely in 23 of his 30 MLB games with a plate appearance (.347 OBP).
- Among all rookie catchers with at least 30 games played, ranked 2nd in OBP (.347), 2nd in SLG (.432), 2nd in OPS (.779) and 5th in AVG (.247).
- Slashed .275/.390/.473 with 21 doubles, one triple, 12 home runs and a team-leading 58 RBI over 88 games for Triple-A Buffalo...Named a Mid-Season All-Star and played in the Futures Game where he went 1-for-2 with a two-run homer.
- Named Bisons 2018 MVP at the end of the season.
- Was also tabbed as the minor's Top Catcher in MLB.com's Toolshed 2018 edition.



2019:

- Connected for 13 home runs, one shy of **Will Smith** for the most among rookie catchers, while his 42 RBI led the way... His home run and RBI totals were 2nd most in a season by a Toronto rookie catcher all-time (**J.P. Arenchibia** - 23 HR and 75 RBI in 2011).
- Nominated for a Gold Glove Award...Finished 4th among AL catchers in stolen base percentage (70.0%), 4th in fielding percentage (.995), and 4th with 19 runners caught stealing...According to Baseball Savant, ranked 5th among AL catchers in pitch framing.
- Drew 31 walks, tied for 8th most among AL rookies.
- Hit his [1st home run](#) of the season and 4th of his career with dozens of friends and family in attendance on May 17 at CWS.
- Recorded his [2nd homer](#) on May 19 at CWS, connecting for homers in back-to-back games for the 1st time in his career.
- On May 22 vs. BOS, tied the game in the 9th inning with his 1st career [pinch-hit RBI](#), a single to score **Brandon Drury**.
- Finished 3-for-5 with two RBI on June 13 at BAL for his 1st career three-hit game.
- Notched his 1st career [walk-off home run](#) on June 29 vs. KC, a two-run shot in the 9th...Became the 8th rookie in team history to hit a walk-off home run.
- Belted his [6th home run](#) on July 3 vs. BOS, homering in back-to-back games for the 2nd time in his career.
- On July 4 vs. BOS, hit a [solo homer](#) to become the 4th catcher in team history to homer in three consecutive games, joining **Ernie Whitt** (3G in 1985), **J.P. Arenchibia** (3G in 2012), and **Russell Martin** (3G in 2016 and 2018)...[Homered again](#) for his 1st career multi-HR game...Became the 4th catcher in team history to hit four homers in any three-game span (also **Whitt, Arenchibia, and Martin**)...Became the 5th rookie catcher in MLB history to hit six home runs over any seven-game span... Added a [double](#) in the 8th inning for his 1st career three-XBH game.
- Recorded his [1st career triple](#) on July 5 vs. BAL as he led off the 2nd inning.
- Went 45 plate appearances without a strikeout from June 23-July 7, the longest active streak at the time, the 7th-longest streak in MLB in 2019, and the longest streak by a Blue Jay since **José Reyes** (50 PA) in 2015.
- Hit his [10th homer](#) of the season on Aug. 9 vs. NYY...At 24 years old, became the youngest catcher in team history with a 10+ HR campaign, ahead of **J.P. Arenchibia** (25 years old in 2011 - 23 HR).
- Went 3-for-5 with a [homer](#) and two RBI on Aug. 12 vs. TEX...Was also his 6th career three-hit game, all since June 13, a span of 42 games.
- Recorded his [12th home run](#) on Aug. 16 vs. SEA, his 10th long-ball since June 26.
- Hit his [13th homer](#) of the season on Sept. 20 at NYY.

2020:

- Toronto's 2020 nominee for the Roberto Clemente Award for his community work.
- Hit his [2nd home run](#) on Aug. 12 vs. MIA...Each of his first two blasts were interleague homers (also [July 27 at WAS](#)).
- Capped a 10-run 6th inning on Sept. 7 vs. NYY with his [1st career grand slam](#) off **Adam Ottavino**...Became the 2nd catcher in team history with a home run, four RBI, and two walks in the same game, joining **Russell Martin** on July 3, 2016 vs. CLE...Was his 1st career four-RBI game.
- Singled three times on Sept. 17 at NYY for his 1st three-hit game of 2020 (7th career).
- Went 4-for-4 with a HBP, three runs, a double, [two home runs](#), and three RBI on Sept. 23 vs. NYY for his 1st career four-hit game and his 2nd career multi-HR game (also July 4, 2019 vs. BOS)...Became the 5th catcher (6th time) in team history to record 11+ total bases in a game.
- Hit a [pair of solo homers](#) in Game 2 of the ALWC on Sept. 30 at TB...Became the 2nd player in franchise history with a multi-HR game in the playoffs, joining **José Bautista** who did so on Oct. 23, 2015 in Game 6 of the ALCS at KC...Became the 3rd MLB player to ever record a multi-HR postseason game while batting 9th, joining Anaheim's **Adam Kennedy** (3 HR in Game 5 of the ALCS on Oct. 12, 2002) and Cleveland's **Roberto Pérez** (2 HR in Game 1 of the World Series on Oct. 25, 2016).

Career-Highs - Statcast

	Speed/Distance	Date
Hardest Hit Ball:	111.4 MPH	May 19, 2019 at CWS
Farthest Hit Ball:	448 feet	May 8, 2021 at HOU
Top Sprint Speed:	31.7 ft/s	Sept. 15, 2018 at NYY



JIMENEZ LEONARDO

49
INFIELDER

BIRTHDATE May 17, 2001
 OPENING DAY AGE 20
 BIRTHPLACE Chitre, Panama
 RESIDENCE Las Tablas, Panama
 INSTAGRAM @joy17jimenez

BATS/THROWS R/R
 HEIGHT/WEIGHT 5-11/215
 CONTRACT STATUS signed thru 2022
 M.L. SERVICE 0.000
 OPTIONS USED 0 of 3

PERSONAL:

- Leonardo Joel Jimenez.
- Signed with the Blue Jays as an international free agent on July 2, 2017.
- His favourite player growing up was Hall of Fame shortstop **Derek Jeter**.
- Can become the 4th Toronto player born in Panama, joining **Juan Berenguer**, **Davis Romero**, and **Julio Mosquera**.
- Ranked by Baseball America as Toronto's No. 16 prospect in 2021 and its 10th-best prospect entering the 2022 season.

LAST SEASON:

- Appeared in eight Spring Training games, going 3-for-6 (.500) with two runs, a double, and a strikeout.
- Played five games for FCL Blue Jays before spending the rest of the year with Low-A Dunedin.
- Combined to play 59 games, batting .320 with 10 doubles, a home run, 21 RBI, and a 54BB/36K ratio (.523 OBP, 1.138 OPS).
- Was hit by a pitch 21 times in 54 games with Dunedin, the 5th most among all Minor League baseball players.
- Played 15 games for the Mesa Solar Sox in the Arizona Fall League, batting .237 (9-for-38) with four extra-base hits, four RBI, eight walks and eight strikeouts.
- Added to Toronto's 40-man roster at the end of the year to protect him from the Rule 5 Draft.

Bold – career high; Red – league high

Year	Club and League	AVG	G	AB	R	H	2B	3B	HR	RBI	BB	IBB	SO	SB	CS	OBP	SLG	OPS	SH	SF	HBP
2018	GCL Blue Jays (GCL)	.250	37	132	13	33	8	2	0	19	16	0	17	0	0	.333	.341	.674	0	1	1
2019	Bluefield (APP)	.298	56	215	34	64	13	2	0	22	21	0	42	2	1	.377	.377	.754	1	1	7
	Lansing (MID)	.167	2	6	0	1	0	0	0	0	0	0	2	0	0	.167	.167	.334	0	0	0
2021	Blue Jays (FCL)	.385	5	13	6	5	2	0	0	2	3	0	1	1	0	.600	.538	1.138	0	0	4
	Dunedin (A)	.315	54	168	35	53	8	0	1	19	51	0	35	4	1	.517	.361	.898	0	2	21
Minor Totals		.292	154	534	88	156	31	4	1	62	91	0	97	7	2	.423	.371	.794	1	4	33

TRANSACTIONS

- Signed by the Toronto Blue Jays on July 2, 2017

PROFESSIONAL CAREER:

MINORS:

- Started his pro career in 2018 with Toronto's GCL squad.
- Batted .250 across 37 games while recording 10 extra-base hits and 19 RBI while splitting time almost evenly between second base and shortstop.
- Began his 2019 campaign with Rookie-level Bluefield where he hit .298 with a .754 OPS.
- Promoted to Class-A Lansing for a pair of games at the end of the season and picked up one hit in six at-bats.
- Combined for 40 games at shortstop, 17 games at second base and one contest at third.
- Spent the 2020 shutdown working out at a facility near his home in Panama.
- Made his way to Dunedin, FL, at the end of the summer to take part in the Fall Development League.





JOHNSTON KYLE

71
PITCHER

NON-ROSTER

BIRTHDATE July 17, 1996
 OPENING DAY AGE 25
 BIRTHPLACE Flower Mound, TX
 RESIDENCE Flower Mound, TX
 INSTAGRAM @kyle_johnston8

BATS/THROWS R/R
 HEIGHT/WEIGHT 5-11/218
 CONTRACT STATUS signed thru 2022
 M.L. SERVICE 0.000
 OPTIONS USED 0 of 3

PERSONAL:

- Kyle Joseph Johnston.
- Named a 2014 Preseason All-American from the Texas Region.
- Spent three seasons at the University of Texas, combining to go 7-5 with a 3.32 ERA and a trio of saves.

LAST SEASON:

- Split the 2021 campaign between Double-A New Hampshire and Triple-A Buffalo, combining to appear in 35 games (9 starts).
- Was called up to the Bisons on Aug. 9 for the remainder of the season...Allowed just two runs over 17.1 innings for the Herd, going 1-0 with a 1.04 ERA, a 0.75 WHIP, and a .169 opponents batting average.

Bold - career high; Red - league high

Year	Club & League	W-L	ERA	G	GS	CG	SHO	SV	IP	H	R	ER	HR	HB	BB	IBB	SO	WP	BK	AVG
2017	Nationals (GULF)	0-0	0.00	1	0	0	0	0	2.0	0	0	0	0	0	2	0	1	0	0	.000
	Auburn (NYPL)	0-2	3.43	14	7	0	0	0	44.2	41	21	17	2	3	23	0	32	4	0	.241
2018	Hagerstown (SALL)	2-3	3.42	18	7	0	0	2	55.1	50	27	21	3	5	25	0	59	2	1	.238
	Potomac (CARL)	5-2	4.94	10	9	1	0	0	47.1	41	30	26	4	2	28	0	37	4	1	.237
2019	Potomac (CARL)	9-9	4.03	20	20	0	0	0	105.0	92	52	47	7	4	37	0	100	5	0	.235
	Dunedin (FL)	1-3	10.07	6	4	0	0	0	19.2	18	23	22	2	2	20	0	13	5	0	.273
2021	New Hampshire (AANE)	1-1	1.74	21	6	0	0	3	51.2	41	10	10	2	2	26	1	41	7	0	.222
	Buffalo (AAAE)	1-0	1.04	14	3	0	0	0	17.1	10	2	2	1	3	3	0	14	1	0	.169
Minor Totals		19-20	3.80	104	56	1	0	5	343.0	293	165	145	21	21	164	1	297	28	2	.233

TRANSACTIONS

- Selected by the Washington Nationals in the 6th round of the 2017 First-Year Player Draft
- Traded to the Toronto Blue Jays in exchange for RHP Daniel Hudson on July 31, 2019

PROFESSIONAL CAREER:

MINORS:

- Began his professional career in 2017, splitting time between the Nationals' GCL squad and Class-A (short) Auburn... Combined to go 0-2 with a 3.28 ERA over 15 appearances (7 starts).
- Earned a mid-season promotion in 2018 from Single-A Hagerstown to High-A Potomac...Fashioned a 4.12 ERA (47 ER/102.2 IP) while striking out 96 batters...Picked up a pair of saves for Hagerstown, the first of his professional career.
- Won nine games in 20 starts with Potomac in 2019 before being dealt to the Blue Jays at the trade deadline in exchange for reliever **Daniel Hudson**.
- Was assigned to Advanced-A Dunedin after the trade and made four more starts and two relief appearances.
- Did not play in 2020 due to the cancelled Minor League season.
- Threw at TPA, a facility in Grapevine, TX...Trained there with former slugger **Chris Davis**, HOU's **Ryan Pressly**, and other Minor League players.

BIOGRAPHIES

LAST SEASON

HISTORY

RECORDS

OPPONENTS

PLAYER DEV.

MEDIA & MISC.





NON-ROSTER

KATOH GOSUKE

75 UTILITY

BIRTHDATE October 8, 1994
 OPENING DAY AGE 27
 BIRTHPLACE Mountain View, CA
 RESIDENCE Poway, CA
 INSTAGRAM @gokuskekatoh

BATS/THROWS L/R
 HEIGHT/WEIGHT 6-1/200
 CONTRACT STATUS signed thru 2022
 M.L. SERVICE 0.000
 OPTIONS USED 0 of 3

PERSONAL:

- Gosuke John KatoH (pronounced GOHS-kay ka-toe).
- Born in California but spent three years as a youth in Japan when his father worked for Sony...Moved from Japan to the United States in 2000, which happened to coincide with Ichiro Suzuki's arrival to play in the Major Leagues.
- Selected by the Yankees in the 2nd round of the 2013 First-Year Player Draft...At that time, **Ichiro Suzuki** played for the Yankees...Shortly after the draft, New York was on a road trip in Anaheim where KatoH took batting practice with the team and established a bond with Ichiro...Spends a week in Japan for offseason workouts with his hero, returning each year.
- Graduated in 2013 from Rancho Bernardo High School, where he was named Palomar League's Player of the Year after hitting .468 with nine home runs and 31 RBI.

LAST SEASON:

- Spent the entire season with the Padres Triple-A squad in El Paso.
- Posted his highest AVG (.306), OBP (.388), SLG (.474), and OPS (.862) since his first professional season in 2013.
- Led the Chihuahuas in doubles (27) while ranking 3rd in walks (46) and T-3rd in extra-base hits (39).

Bold – career high; Red – league high

Year	Club and League	AVG	G	AB	R	H	2B	3B	HR	RBI	BB	IBB	SO	SB	CS	OBP	SLG	OPS	SH	SF	HBP
2013	Yankees (GULF)	.310	50	184	28	57	11	5	6	25	27	0	44	4	2	.402	.522	.924	1	1	2
2014	Charleston (SALL)	.222	121	383	58	85	19	6	3	37	71	0	142	20	10	.345	.326	.671	4	4	3
2015	Pulaski (APPY)	.287	59	202	31	58	9	1	5	22	49	0	61	9	0	.426	.416	.842	3	0	0
	Charleston (SALL)	.161	39	124	7	20	2	0	1	9	18	0	50	8	2	.264	.202	.466	5	2	0
2016	Charleston (SALL)	.229	65	218	30	50	14	3	1	25	26	0	66	6	1	.320	.335	.655	3	2	4
2017	Tampa (FL)	.293	84	300	44	88	20	3	6	43	40	1	72	11	7	.376	.440	.816	3	2	1
2018	Trenton (EL)	.229	118	433	55	99	27	2	5	35	62	3	123	11	6	.327	.335	.662	2	3	3
2019	Trenton (EL)	.237	30	97	11	23	3	1	0	7	10	0	28	3	1	.306	.289	.594	0	1	0
	Scranton/Wilkes-Barre (IL)	.279	83	262	45	73	10	0	11	39	42	1	82	4	4	.382	.443	.825	1	0	2
2021	El Paso (AAAW)	.306	114	350	62	107	27	4	8	42	46	0	84	8	4	.388	.474	.862	2	2	2
Minor Totals		.259	763	2553	371	660	142	25	46	284	391	5	752	88	37	.359	.388	.746	24	17	17

TRANSACTIONS

- Selected by the New York Yankees in the 2nd round of the 2013 First-Year Player Draft
- Signed by the Miami Marlins on December 18, 2019
- Signed by the San Diego Padres on November 16, 2020
- Signed by the Toronto Blue Jays on January 4, 2022

PROFESSIONAL CAREER:

MINORS:

- In 2013, led all Yankees Minor League hitters in AVG (.310)...Tied for the GCL lead in home runs (6) and ranked 2nd in SLG (.522) and extra-base hits (22)...Following the season, was tabbed by Baseball America as the No. 10 prospect in the Yankees organization...Was also named a Gulf Coast League Post-Season All-Star.
- Spent the 2014 season with Class-A Charleston, ranking 2nd in the South Atlantic League in walks with a career-high 71...Stole 20 bases in 30 attempts (66.7%).
- Split the 2015 campaign between Charleston and Rookie-level Pulaski...Finished 4th among qualifying batters in the Appalachian League with a .426 OBP for Pulaski...Was named an Appalachian League Post-Season All-Star.
- In 65 games for Charleston in 2016, hit .229 with 14 doubles, three triples, one home run, and 25 RBI.
- Spent all of 2017 with Advanced-A Tampa, batting .293 with 20 doubles, three triples, six homers, and 43 RBI while drawing 40 walks.
- Spent the entire 2018 season with Double-A Trenton...His 62 walks were 2nd most in the Eastern League...Hit .229 (99-433) with five home runs, 27 doubles, two triples, and 35 RBI.
- Split the 2019 campaign between Trenton and Triple-A Scranton/Wilkes-Barre...Marked the 1st time he reached the Triple-A level, hitting .279 with 11 homers, 10 doubles, and 39 RBI in 83 games for the RailRiders.
- Did not play any games in 2020 due to the cancelled Minor League season...Spent the summer at Miami's alternate training site.





KAY ANTHONY

47
PITCHER

BIRTHDATE March 21, 1995
 OPENING DAY AGE 27
 BIRTHPLACE Stony Brook, NY
 RESIDENCE Stony Brook, NY
 INSTAGRAM @tonybuckets23

BATS/THROWS L/L
 HEIGHT/WEIGHT 6-0/225
 CONTRACT STATUS signed thru 2022
 M.L. SERVICE 1.091
 OPTIONS USED 1 of 3

PERSONAL:

- Anthony Benjamin Kay.
- Graduated from Ward Melville High School (Long Island, NY) in 2013, the same school from which former teammate **Steven Matz** graduated in 2009, where he set 27 school records...Was the recipient of the Paul Gibson Award, given annually to the best High School pitcher on Long Island...Finished his junior year with a 0.00 ERA (49.0 IP).
- Originally drafted by the Mets in the 29th round of the 2013 First-Year Player Draft but did not sign.
- Attended the University of Connecticut, the same school as Pitching Coach **Pete Walker**...Named Louisville Slugger Second Team All-American following his junior season at UConn...Also named the 2016 AAC Pitcher of the Year and was first team All-Conference in both his sophomore and junior seasons...Established a UConn record with 263 career strikeouts and became the 6th Husky to reach 20 career wins (22).
- Ranked by MLB as Toronto's 4th-best prospect heading into 2020...Ranked 9th by Baseball America.

LAST SEASON:

- Held a 4.43 ERA (10 ER/20.1 IP) in five starts...Posted a 7.43 ERA (11 ER/13.1 IP) in six relief appearances.
- Made eight starts for Triple-A Buffalo.
- Recalled on April 15 to make the start at KC and took his 1st career loss (3.1 IP, 5R/4ER)...Was his first start since Sept. 13, 2019 vs. NYY.
- On injured list with a left fourth digit blister from May 22-June 3.
- Earned his 1st win of the season on June 24 vs. BAL, tossing 5.0 scoreless innings, giving up five hits and two walks while tying a career high with eight punchouts...Became the 1st player in franchise history to register each of the [first seven outs](#) of a game via the strikeout.
- Threw 4.0 scoreless innings in relief on June 30 vs. SEA, surrendering a hit and a walk with five strikeouts, the longest scoreless relief outing of his career.

Bold – career high; Red – league high

Year	Club & League	W-L	ERA	G	GS	CG	ShO	SV	IP	H	R	ER	HR	HB	BB	IBB	SO	WP	BK	AVG
2018	Columbia (SAL)	4-4	4.54	13	13	0	0	0	69.1	73	41	35	6	6	22	0	78	5	0	.275
	St. Lucie (FSL)	3-7	3.88	10	10	0	0	0	53.1	51	28	23	1	2	27	0	45	1	0	.262
2019	Binghamton (EAS)	7-3	1.49	12	12	1	1	0	66.1	38	13	11	2	5	23	0	70	1	0	.165
	Syracuse (INT)	1-3	6.61	7	7	0	0	0	31.1	40	23	23	7	3	11	1	26	0	0	.325
	Buffalo (INT)	2-2	2.50	7	7	0	0	0	36.0	33	21	10	3	2	22	0	39	1	0	.244
	TORONTO (AL)	1-0	5.79	3	2	0	0	0	14.0	15	9	9	0	1	5	0	13	1	0	.263
2020	TORONTO (AL)	2-0	5.14	13	0	0	0	0	21.0	22	13	12	3	0	14	1	22	0	0	.268
2021	Buffalo (AAA)	0-4	8.89	8	8	0	0	0	26.1	31	30	26	5	4	13	0	29	4	0	.287
	TORONTO (AL)	1-2	5.61	11	5	0	0	0	33.2	38	22	21	7	3	18	0	39	2	0	.281
Minor Totals		17-23	4.08	57	57	1	1	0	282.2	266	156	128	24	22	118	1	287	12	0	.252
MAJOR TOTALS		4-2	5.50	27	7	0	0	0	68.2	75	44	42	10	4	37	1	74	3	0	.274

TRANSACTIONS

- Selected by the New York Mets in the 1st round (31st overall) of the 2016 First-Year Player Draft
- Traded to the Toronto Blue Jays along with RHP Simeon Woods Richardson in exchange for RHP Marcus Stroman and cash considerations on July 28, 2019
- On injured list (left fourth digit blister) from May 22-June 3, 2021

GAME HIGHS

ML Debut	Sept. 7, 2019 at TB	ER Allowed	5 – 3x, last: July 19, 2021 vs. BOS
Innings Pitched:		HR Allowed	2 – 2x, last: July 19, 2021 vs. BOS
Starter	5.2 – Sept. 7, 2019 at TB	Low Hit CG	None
Reliever	4.0 – 2x, last: June 30, 2021 vs. SEA	Last Win	June 24, 2021 vs. BAL
Walks:		Last Save	None
Starter	4 – May 21, 2021 vs. TB	Last CG	None
Reliever	3 – 2x, last: July 19, 2021 vs. BOS	Last ShO	None
Strikeouts:		Last Start	June 24, 2021 vs. BAL
Starter	8 – 2x, last: June 24, 2021 vs. BAL	Last Relief App.	July 19, 2021 vs. BOS
Reliever	5 – June 30, 2021 vs. SEA	Longest Win Streak	3G – Sept. 19, 2019-Aug. 20, 2020
Hits Allowed	7 – Sept. 13, 2019 vs. NYY	Longest Losing Streak	2G – April 15-May 4, 2021
		Scoreless Innings Streak	10.0 – June 24-July 7, 2021



MILESTONES

Category	Date	Opponent	Notes
Start	1 Sept. 7, 2019	at Tampa Bay	ND - 5.2 IP, 4H, 2ER, 3BB, 8K
Win	1 Sept. 19, 2019	at Baltimore	as a reliever - 4.0 IP, 4H, 2ER, 1BB, 3K

PROFESSIONAL CAREER:

MINORS:

- Did not pitch in 2016 or 2017 due to elbow issues...Underwent Tommy John surgery on Oct. 4, 2016 at the Hospital for Special Surgery.
- Made his professional debut in 2018, splitting the year between Class-A Columbia of the South Atlantic League and Advanced-A St. Lucie of the Florida State League...His 1st pro outing was April 8 vs. Augusta, in which he tossed 4.0 innings with two unearned runs (2H, BB, 4K).
- Recorded a season-high 11 strikeouts in 6.2 innings on June 28 vs. Asheville, his final start with Columbia...Was promoted to St. Lucie on July 3.
- Worked 6.0+ innings in six of his 10 starts with St. Lucie, including a season-high 7.1 innings on July 4 vs. Bradenton.
- Allowed three runs or fewer in 15 of his 23 total starts.
- Ranked by Baseball America as the Mets' 5th-best prospect after the 2018 season.

2019:

- Started his campaign with 12 starts for Binghamton, his first action at Double-A...Did not allow an earned run in his first two starts there (8.1 IP).
- Went 1-3 for the Rumble Ponies while posting a 1.49 ERA (11 ER/66.1 IP) and a .165 opponents' average (38H, 2HR, 23BB, 70K).
- Tossed a 7.0-inning complete-game shutout on May 14 vs. Altoona, allowing three hits with eight strikeouts.
- Promoted to Triple-A Syracuse in June and went 1-3 in seven starts there.
- Selected to the 2019 MLB Futures Game as part of All-Star Week in Cleveland...Threw one inning with one hit allowed and a strikeout.
- Traded to the Blue Jays along with **Simeon Woods Richardson** in exchange for **Marcus Stroman** and cash considerations on July 28.
- Finished his Minor League campaign with seven starts for Triple-A Buffalo, where he posted a 2-2 record and a 2.50 ERA (10 ER/36.0 IP)...Allowed no earned runs in three of his last five starts...Did not allow more than three earned runs in any of his starts as a Bison.
- Had his contract selected from Buffalo on Sept. 7 and made his **MLB debut** that night in Tampa Bay...Lasted 5.2 innings, allowing both of his runs in the 4th inning before leaving the game with a 3-2 lead...Gave up four hits and three walks while recording eight **strikeouts**, which tied **Trent Thornton** (8 SO on March 31, 2019 vs. DET) for a team record in an MLB debut...Was Toronto's 38th pitcher during the season to extend a franchise high (36 in 2018) and their 19th different starter (14 in 2017 and 2018)...Also became the 47th player in team history to make his MLB debut as a starting pitcher.
- Allowed five runs on seven hits over 4.1 innings in his 2nd start, on Sept. 13 vs. NYY (BB, 2K).
- Earned his 1st MLB win as he pitched in relief for the 1st time on Sept. 19 at BAL...Allowed a pair of runs on four hits over 4.0 frames (BB, 3K).
- Over his three big-league outings, kept left-handed hitters to a .182 AVG (2-for-11) while righties went 13-for-46 (.283).

2020:

- Went 2-0 in 13 games while used exclusively in relief.
- 12 of his 13 outings were 1.0+ innings pitched, seven of which were scoreless for a 3.10 ERA in those 12 games (7 ER/20.1 IP).
- Kept right-handed hitters to a .195 AVG (8-for-41) while lefties batted .341 (14-for-41).
- Allowed five earned runs over his first 11 games (18.1 IP) for a 2.45 ERA, but gave up seven in his last two appearances (2.2 IP) to finish the campaign with a 5.14 ERA.
- Earned his 1st win of 2020 (2nd career) with 3.1 scoreless innings of relief on Aug. 8 at BOS (2H, 3K).

Statcast Data

	2021	Career
Strikeout %:	25.0	23.3
Walk %:	11.5	11.7
Hard Hit %:	33.3	33.7
Fastest Pitch:	97.7 MPH	June 24, 2021 vs. BAL





KIKUCHI YUSEI

16
PITCHER

BIRTHDATE June 17, 1991
 OPENING DAY AGE 30
 BIRTHPLACE..... Morioka, Japan
 RESIDENCE..... Tokyo, Japan
 INSTAGRAM..... yuseik18

BATS/THROWS L/L
 HEIGHT/WEIGHT 6-0/205
 CONTRACT STATUS..... signed thru 2024
 M.L. SERVICE 3.000
 OPTIONS USED 0 of 3

PERSONAL:

- Yusei Kikuchi (pronounced YOU-say key-KOO-chee).
- Resides for most of the offseason with his wife, Rumi, and son, Leo, in Arizona...Rumi previously worked as a broadcaster for NHK TV.
- Pitched for Hanamaki Higashi High School in Japan where he led the team to to a runner-up finish at the national high school invitational in April, 2009, and to the semifinals in the national championship in August, 2009...Became the top pick in the 2009 NPB Draft by the Saitama Seibu Lions.
- Is the 7th Japanese-born player to play for the Blue Jays, and the 5th pitcher to do so, joining **Mike Nakamura** (2004), **Tomo Ohka** (2007), **Ryota Igarashi** (2012), and **Shun Yamaguchi** (2020).

LAST SEASON:

- Set personal bests with seven wins and 163 strikeouts (16th in the AL).
- Averaged a career-high 9.30 SO/9.
- Named to the American League All-Star Team for the 1st time on July 4...Was on the AL club but did not pitch...Became the 14th Japanese-born player to be selected to participate in the Midsummer Classic.
- In the 1st half of the season, went 6-4 with a 3.48 ERA (38 ER/98.1 IP) with 73 hits, 34 walks, and 98 strikeouts in 16 starts.
- Recorded a career-best streak of six quality starts from April 29-May 30, a streak ended when Kikuchi was forced to leave the game on June 5 at LAA after being hit with a comebacker, having tossed just 4.0 innings on 64 pitches.
- Ran off a career-best five-game winning streak from May 24-July 1...Over the seven-start run, was 5-0 with a 1.87 (9 ER/43.1 IP) and 40 strikeouts...Included a four-start stretch from June 12-July 1 in which he posted a 1.01 ERA and 24 strikeouts in 26.2 innings...The last Mariner with an ERA that low and that many strikeouts over a four-start span was **Félix Hernández** in September of 2014 (0.96 ERA and 31 strikeouts in 28.0 innings).
- Had a career-high 12 strikeouts in 6.0 IP on July 23 vs. OAK...Was his 3rd double-digit strikeout game of the year and the 4th of his career.

Bold – career high; Red – league high

Year	Club & League	W-L	ERA	G	GS	CG	SHO	SV	IP	H	R	ER	HR	HB	BB	IBB	SO	WP	BK	AVG
2011	Seibu (NPB)	4-1	4.14	10	9	2	0	0	54.1	63	26	25	6	3	8	0	24	1	0	
2012	SEIBU (NPB)	4-3	3.10	14	12	0	0	1	81.1	75	34	28	5	1	25	0	57	3	0	
2013	SEIBU (NPB)	9-4	1.92	17	17	3	3	0	108.0	79	28	23	5	3	44	0	92	2	0	
2014	SEIBU (NPB)	5-11	3.54	23	23	1	0	0	139.2	133	61	55	9	5	78	0	111	7	1	
2015	SEIBU (NPB)	9-10	2.84	23	21	0	0	0	133.0	97	48	42	9	2	55	1	122	5	1	
2016	SEIBU (NPB)	12-7	2.58	22	22	2	0	0	143.0	117	51	41	7	2	67	0	127	3	0	
2017	SEIBU (NPB)	16-6	1.97	26	26	6	4	0	187.2	122	49	41	16	6	49	0	217	6	0	
2018	SEIBU (NPB)	14-4	3.08	23	23	1	0	0	163.2	124	59	56	16	4	45	1	153	7	0	
2019	SEATTLE (AL)	6-11	5.46	32	32	1	1	0	161.2	195	109	98	36	6	50	0	116	5	1	.295
2020	SEATTLE (AL)	2-4	5.17	9	9	0	0	0	47.0	41	27	27	3	0	20	0	47	3	0	.238
2021	SEATTLE (AL)	7-9	4.41	29	29	0	0	0	157.0	145	82	77	27	5	62	0	163	6	0	.243
NPB Minor Totals		4-1	4.14	10	9	2	0	0	54.1	63	26	25	6	3	8	0	24	1	0	
NPB Totals		69-45	2.69	148	144	13	7	1	956.1	747	330	286	67	23	363	2	879	33	2	
MAJOR TOTALS		15-24	4.97	70	70	1	1	0	365.2	381	218	202	66	11	132	0	326	14	1	.267

TRANSACTIONS

- Signed by the Seattle Mariners on January 2, 2019
- Signed by the Toronto Blue Jays on March 14, 2022

GAME HIGHS

ML Debut	March 21, 2019 at OAK	ER Allowed	7 – 3x, last: Aug. 20, 2021 at HOU
Innings Pitched:		HR Allowed	4 – Aug. 2, 2019 at HOU
Starter	9.0 – Aug. 18, 2019 at TOR	Low Hit CG	2 – Aug. 18, 2019 at TOR
Reliever	None	Last Win	Aug. 3, 2021 at TB
Walks:		Last Save	None
Starter	6 – Sept. 18, 2020 at SD	Last CG	Aug. 18, 2019 at TOR
Reliever	None	Last ShO	Aug. 18, 2019 at TOR
Strikeouts:		Last Start	Sept. 23, 2021 at OAK
Starter	12 – July 23, 2021 vs. OAK	Last Relief App.	None
Reliever	None	Longest Win Streak	5G – May 24-July 1, 2021
Hits Allowed	10 – 3x, last: Sept. 13, 2019 vs. CWS	Longest Losing Streak	4G – 2x, last: Sept. 13, 2019-Aug. 20, 2020
		Scoreless Innings Streak	9.0 – Aug. 18, 2019



MILESTONES

Category	Date	Opponent	Notes
Start	1 March 21, 2019	at Oakland	ND - 4.2 IP, 4H, ER, BB, 3K
Win	1 April 20, 2019	at Los Angeles (AL)	as a starter - 5.0 IP, 10H, 4ER, 2BB, 3K
ShO (1)	1 Aug. 18, 2019	at Toronto	9.0 IP, 2H, BB, 8K
10+ Strikeout Games (4)			
	1 May 3, 2019	at Cleveland	10 strikeouts
	2 April 2, 2021	San Francisco	10 strikeouts
	3 May 11, 2021	at Los Angeles (NL)	11 strikeouts
	4 July 23, 2021	Oakland	12 strikeouts

PROFESSIONAL CAREER:

JAPAN:

- In 2011, made his pro debut with Seibu's minor league team, going 4-1 with a 4.14 ERA (25 ER/54.1 IP), 24 strikeouts, and eight walks in 10 games (nine starts)...Pitched with Melbourne in the Australian Winter League.
- In his 1st season with Seibu's major league team in 2012, compiled a record of 4-3 with a 3.10 ERA (28 ER/81.1 IP), 57 strikeouts, and 25 walks in 14 games (12 starts)...Earned his 1st professional save.
- In 2013, recorded three shutouts and allowed only five home runs over 17 starts with the Lions (1.92 ERA).
- Made 23 starts with Seibu in 2014, posting a 3.54 ERA while striking out 111 batters in 139.2 innings pitched.
- In 2015, made 23 appearances, including 21 starts, with Seibu...Posted a record of 9-10 with a 2.84 ERA (42 ER/133.0 IP), 122 strikeouts, and 55 walks.
- Reached double-digits in wins for the first time in his career in 2016...In 22 starts with Seibu, worked two complete games.
- Led the Pacific League in wins (16) and ERA (1.97) in 2017...Tossed a career-high 187.2 innings...Made 26 starts with Seibu, recording six complete games and four shutouts.
- In 2018, went 14-4 with a 3.08 ERA (56 ER/163.2 IP), 153 strikeouts, and 45 walks in 23 starts for the Lions...Named to the NPB All-Star Team for the 3rd time in his career (also: 2013 and 2017)...Earned double-digit wins (14) for the 3rd consecutive season, following 12 wins in 2016 and a league-best 16 wins in 2017.

2019:

- Made his **MLB debut** on March 21 against Oakland at the Tokyo Dome in Japan...Became the 1st Japanese-born player to make his Major League debut in Japan, picking up a no-decision (4.2 IP, 4H, ER, BB, 3K).
- Earned his 1st Major League win on April 20 at LAA...Worked 5.0 innings, allowing four runs on 10 hits and two walks while striking out three.
- His 32 starts tied for 4th-most by a rookie in single-season M's history (also: **Matt Young** in 1983), trailing only **Mark Langston** (33 in 1984), **Dave Fleming** (33 in 1992), and **Freddy Garcia** (33 in 1999), and tied for the Major League lead among rookies in 2019 (also: **Sandy Alcantara**, **Dakota Hudson**, and **Merrill Kelly**).
- Finished the season with 116 strikeouts, 6th-most in club history by a Mariners rookie.
- Recorded his 1st career complete game shutout on August 18 at TOR, pitching 9.0 scoreless innings and allowing only two hits and a walk with eight strikeouts...Became just the 13th pitcher (17th time) in club history to throw a complete game shutout within his first 30 career appearances (last: **Mike Montgomery** on June 30, 2015 at SD).

2020:

- Was one of 10 players in baseball to make nine or more starts and allow no more than three home runs in 2020.
- Held opponents to a .190 batting average at T-Mobile Park, allowing just four extra-base hits with 24 strikeouts and a .513 OPS in four starts.
- His four-seam fastball averaged 95.0 MPH over 298 throws in 2020...Among left-handed pitchers with at least 250 4-seamers thrown, Kikuchi ranked 2nd in MLB behind only **Jesús Luzardo**, who averaged 95.9 MPH (282 four-seamers thrown).

Statcast Data

	2021	Career
Strikeout %:	24.5	20.6
Walk %:	9.3	8.3
Hard Hit %:	47.0	41.9
Fastest Pitch:	98.8 MPH	July 1, 2021 at TOR





KIRK ALEJANDRO

30 CATCHER

BIRTHDATE November 6, 1998
 OPENING DAY AGE 23
 BIRTHPLACE Tijuana, Mexico
 RESIDENCE Tijuana, Mexico
 INSTAGRAM @alexkirks

BATS/THROWS R/R
 HEIGHT/WEIGHT 5-8/245
 CONTRACT STATUS signed thru 2022
 M.L. SERVICE 1.047
 OPTIONS USED 0 of 3

PERSONAL:

- Alejandro Kirk.
- Signed with the Blue Jays as an international free agent on September 24, 2016.
- His favourite player growing up was 10-time All-Star **Albert Pujols**.
- Ranked by Baseball America as the 70th overall prospect heading into the 2021 season (5th on Toronto).

LAST SEASON:

- Hit .292 with a .916 OPS in Spring Training and broke camp with the Major League team.
- Picked up his **1st home run** of the season on April 14 vs. NYY...Was also his 1st hit of the year, snapping an 0-for-13 drought...Marked his 2nd career home run in his 16th career game, just the 2nd Blue Jays catcher to accomplish the feat (**J.P. Arencibia** - 4HR).
- Hit a home run in the **4th** and **5th** innings on April 30 vs. ATL...At 22 years and 175 days old, became the youngest catcher in team history with a multi-homer game (**Danny Jansen** - 24.080)...Also became the 5th catcher (6th time) in Blue Jays history with home runs in back-to-back innings (last: **Russell Martin** on May 25, 2016 at NYY).
- Placed on the injured list with a left hip flexor strain on May 2.
- Activated on July 20 and optioned to the Triple-A Buffalo...Hit .347 (17-for-49) with three doubles, two homers, and 13 RBI over 14 rehab/MiLB games for the Bisons.
- Recalled from Buffalo on July 23 and went 1-for-3 that night at NYM.
- Caught **Joakim Soria** on Aug. 2 vs. CLE to form the 4th Mexican-born battery in MLB history (last: **Oliver Perez/Miguel Ojeda** for the Padres in 2003).
- Hit his **4th longball** of the year on Aug. 28 at DET, his 1st career homer on the road...Was his 1st career start at cleanup, finishing the game 1-for-5.
- Went 3-for-4 on Sept. 5 vs. OAK with a **three-run bomb**, his 5th home run of the year and 1st career home run at Rogers Centre.
- Hit a pair of **solo shots** as part of a 3-for-4 effort on Sept. 7 at NYY, his 2nd career **multi-homer effort**...Homered in consecutive games for the 1st time in his career.
- Crushed his **8th roundtripper** in Game 2 of a doubleheader on Sept. 11 at BAL, his 4th homer in his last six games.
- Batted .248 (31-for-125) with seven doubles, five homers, and 16 RBI (.753 OPS) in 43 games after being recalled on July 23.

Bold - career high; Red - league high

Year	Club and League	AVG	G	AB	R	H	2B	3B	HR	RBI	BB	IBB	SO	SB	CS	OBP	SLG	OPS	SH	SF	HBP
2017	GCL Blue Jays (GCL)	.000	1	2	0	0	0	0	0	0	0	0	0	0	0	.333	.000	.333	0	0	1
2018	Bluefield (APP)	.354	58	206	31	73	10	1	10	57	33	3	21	2	0	.443	.558	1.001	0	3	2
2019	Lansing (MID)	.299	21	77	15	23	6	1	3	8	18	0	8	1	0	.427	.519	.946	0	1	0
	Dunedin (FSL)	.288	71	233	26	67	25	0	4	36	38	1	31	2	0	.395	.446	.841	0	1	4
2020	TORONTO (AL)	.375	9	24	4	9	2	0	1	3	1	0	4	0	0	.400	.583	.983	0	0	0
2021	Buffalo (AAA)	.347	14	49	7	17	3	0	2	13	5	0	9	0	0	.393	.531	.924	0	2	0
	TORONTO (AL)	.242	60	165	19	40	8	0	8	24	19	0	22	0	0	.328	.436	.764	0	2	3
Minor Totals		.317	165	567	79	180	44	2	19	114	94	4	69	5	0	.416	.503	.919	0	7	7
MAJOR TOTALS		.259	69	189	23	49	10	0	9	27	20	0	26	0	0	.336	.455	.792	0	2	3

WILD CARD RECORD

Year	Club and Opp.	AVG	G	AB	R	H	2B	3B	HR	RBI	BB	IBB	SO	SB	CS	OBP	SLG	OPS	SH	SF	HBP
2020	TOR vs. TB	.333	1	3	0	1	0	0	0	0	0	0	0	0	0	.333	.333	.667	0	0	0

HOME RUN BREAKDOWN

Total	ONE GAME												
	H	A	2	3	4	GS	LO	XN	IP	PH	RHP	LHP	
9	5	4	2	0	0	0	0	0	0	0	0	5	4

TRANSACTIONS

- Signed by the Toronto Blue Jays on September 24, 2016
- On injured list (left hip flexor strain) from May 2-July 19, 2021

BIOGRAPHIES

LAST SEASON

HISTORY

RECORDS

OPPONENTS

PLAYER DEV.

MEDIA & MISC.



GAME HIGHS

ML Debut	Sept 12, 2020 vs. NYM	Stolen Bases	None
Runs	3 – 3x, last: Sept. 7, 2021 at NYY	Last ML Home Run	Sept. 11, 2021 at BAL(2)
Hits	4 – Sept. 21, 2020 vs. NYY	Longest Hitting Streak	7G – Aug. 20-29, 2021
Home Runs	2 – 2x, last: Sept. 7, 2021 at NYY	Longest On-Base Streak	7G – 2x, last: Aug. 20-29, 2021
RBI	4 – April 30, 2021 vs. ATL	Longest Hitless Streak	21AB – Sept. 13-25, 2021

MILESTONES

Category	Date	Opponent	Pitcher	Notes
Hit	1 Sept. 12, 2020	New York (NL)	Shreve	Single
Home Run	1 Sept. 21, 2020	New York (AL)	Green	1R
Multi-HR Game	1 April 30, 2021	Atlanta	Smyly, Santana	2R, 2R
	2 Sept. 7, 2021	at New York (AL)	Cole, Holmes	1R, 1R
RBI	1 Sept. 21, 2020	New York (AL)	Green	Home Run

PROFESSIONAL CAREER:

MINORS:

- Started his pro career with a single game for the GCL Blue Jays in 2017, as he spent over two months on the disabled list.
- Spent all of 2018 with Rookie-level Bluefield...Batted .354 with a 1.001 OPS in 58 games, while connecting for 10 doubles, a triple, 10 homers and 57 RBI...Boasted a 33BB/21K ratio for the year...Tied for the Appalachian League lead in RBI while ranked 3rd in AVG, 4th in hits (73), 4th in OBP (.443), 4th in SLG (.558) and 6th in OPS (1.001)...Named a 2018 Post-Season All-Star.
- Began the 2019 season with 21 games for Class-A Lansing...Slashed .299/.427/.519 with 10 extra-base hits for the Lug-nuts...Promoted to Advanced-A Dunedin on May 3...Kept a .288 average and an .841 OPS in 71 games to close out the campaign...Named an MiLB.com Organizational All-Star at the end of the season.

2020:

- Had his contract selected on Sept. 11 and made his **MLB debut** with a start on Sept. 12 vs. NYM...At 21 years and 311 days old, made the 4th-youngest catcher debut in team history, behind **Brian Milner** (18.218 on June 23, 1978), **Carlos Delgado** (21.098 on Oct. 1, 1993) and **Greg Myers** (21.151 on Sept. 12, 1987)...Became the 2nd catcher in team history to skip Double-A and Triple-A, joining **Milner**, who went straight from the draft to the Majors...**Singled** off of **Chasen Shreve** in the 6th inning for his 1st career hit...Finished 1-for-3 with a walk and a run scored.
- Hit his **1st career home run** on Sept. 21 vs. NYY, becoming the youngest catcher in team history to do so...Led off the 3rd, 4th, 5th and 7th innings with a hit, becoming the 5th player in team history to lead off four innings with a hit in the same game...Became the 7th catcher in the last 50 years to record a four-hit game at the age of 21 or younger...Became the 7th player in team history with a four-hit game at 21 or younger (last: **Bo Bichette** on Aug. 12, 2019 at TEX).
- Made his postseason debut as the designated hitter in Game 1 of the ALWC on Sept. 29 at TB...At 21 years and 328 days old, was the 2nd youngest in MLB history to start at DH in the postseason, behind Oakland's **Claudell Washington** (21.035 on Oct. 5, 1975 at BOS)...Had the Blue Jays' **1st hit** of the playoffs, a single to start the 6th inning...Became the youngest player in team history to record a playoff hit, ahead of **Junior Felix** (22.003 in Game 3 of the 1989 ALCS vs. OAK)...Had both his DH and hit marks eclipsed a day later by **Vladimir Guerrero Jr.** (21.198).

Career-Highs - Statcast

	Speed/Distance	Date
Hardest Hit Ball:	109.4 MPH	April 30, 2021 vs. ATL
Farthest Hit Ball:	435 feet	April 30, 2021 vs. ATL
Top Sprint Speed:	26.1 ft/s	Sept. 8, 2021 at NYY





LAWRENCE CASEY

62
PITCHER

NON-ROSTER

BIRTHDATE October 28, 1987
 OPENING DAY AGE 34
 BIRTHPLACE McSherrystown, PA
 RESIDENCE Hanover, PA
 INSTAGRAM @caseylawrence

BATS/THROWS R/R
 HEIGHT/WEIGHT 6-0/170
 CONTRACT STATUS signed thru 2022
 M.L. SERVICE 0.171
 OPTIONS USED 2 of 3

PERSONAL:

- Casey Lee Lawrence.
- Signed with the Blue Jays out of a NCAA Division III school, Albright College in Pennsylvania.
- Went undrafted in 2009 and 2010...Blue Jays scout **Bobby Gandolfo** signed him a week after the 2010 draft as a free agent.
- Went 15-4 for Albright striking out 181 over 192.1 career innings...Finished with a 2.53 ERA and only 21 walks during his time with Albright.

LAST SEASON:

- Signed with the York Revolution of the independent Atlantic League to start the year and had his contract selected by the Blue Jays on May 19.
- Split the rest of the campaign between Double-A New Hampshire and Triple-A Buffalo...Combined to go 8-3 with a 4.40 ERA (42 ER/86.0 IP), 17 walks, 80 strikeouts, and a 1.12 WHIP.
- His 13 walks over 65.0 innings with the Bisons were the fewest among Buffalo hurlers with at least 10 starts.

Bold – career high; Red – league high

Year	Club & League	W-L	ERA	G	GS	CG	SHO	SV	IP	H	R	ER	HR	HB	BB	IBB	SO	WP	BK	AVG
2010	Lansing (MIDW)	1-1	3.98	4	3	0	0	1	20.1	21	9	9	1	3	3	0	13	1	0	.273
	Auburn (NYPL)	6-1	1.74	12	10	0	0	0	57.0	41	13	11	2	2	9	0	48	0	1	.202
2011	Lansing (MIDW)	11-8	3.08	22	21	2	0	0	125.2	123	57	43	9	1	22	0	97	1	2	.252
	Dunedin (FL)	3-1	2.84	4	4	1	0	0	25.1	26	8	8	3	0	2	0	14	1	0	.268
2012	Dunedin (FL)	9-6	3.63	24	23	1	0	0	138.2	149	60	56	9	1	21	0	90	1	1	.277
	New Hampshire (EL)	0-1	6.39	3	2	0	0	0	12.2	20	9	9	1	1	5	1	6	0	0	.392
2013	Dunedin (FL)	4-6	4.43	16	15	0	0	0	89.1	107	48	44	7	0	15	0	54	1	1	.302
	New Hampshire (EL)	0-0	2.70	2	2	0	0	0	10.0	9	4	3	2	0	3	0	6	0	0	.250
	Buffalo (IL)	0-1	11.25	1	1	0	0	0	4.0	10	6	5	0	0	2	0	3	0	0	.455
2014	New Hampshire (EL)	9-9	3.69	26	22	1	1	0	151.1	161	72	62	9	2	29	0	93	1	1	.276
2015	New Hampshire (EL)	12-13	4.52	26	26	1	0	0	161.1	208	92	81	9	2	32	1	91	4	0	.315
	Buffalo (IL)	0-1	5.68	1	1	0	0	0	6.1	9	4	4	1	0	0	0	6	0	0	.321
2016	New Hampshire (EL)	3-6	4.56	13	13	0	0	0	75.0	92	42	38	8	1	13	0	50	0	1	.311
	Buffalo (IL)	5-6	3.83	15	15	1	0	0	87.0	87	47	37	5	3	24	0	58	2	0	.260
2017	Buffalo (IL)	1-0	0.90	3	3	0	0	0	10.0	9	2	1	1	1	1	0	7	0	0	.231
	Tacoma (PCL)	2-4	4.08	11	7	1	1	0	57.1	50	26	26	7	1	10	0	41	0	0	.236
	TORONTO (AL)	0-3	8.78	4	2	0	0	0	13.1	21	14	13	2	0	11	3	7	0	0	.356
	SEATTLE (AL)	2-0	5.57	23	0	0	0	0	42.0	56	27	26	9	1	14	1	45	1	0	.318
2018	Tacoma (PCL)	7-5	3.31	19	16	1	1	1	98.0	98	40	36	11	2	13	0	89	1	0	.255
	SEATTLE (AL)	1-0	7.33	11	0	0	0	0	23.1	28	19	19	2	2	10	1	14	1	0	.298
2019	Hiroshima (JPWL)	4-8	4.80	22	22	0	0	0	110.2	129	65	59	13	7	19	1	76	2	0	.293
2021	New Hampshire (AANE)	1-1	3.00	4	4	0	0	0	21.0	14	7	7	2	1	4	0	18	0	0	.194
	Buffalo (AAA)	7-2	4.85	21	10	0	0	0	65.0	65	36	35	10	3	13	0	62	1	1	.260
Minor Totals		81-72	3.81	227	198	9	3	2	1215.1	1299	582	515	97	24	221	2	846	14	8	.275
Japan Totals		4-8	4.80	22	22	0	0	0	110.2	129	65	59	13	7	19	1	76	2	0	.293
MAJOR TOTALS		3-3	6.64	38	2	0	0	0	78.2	105	60	58	13	3	35	5	66	2	0	.319

TRANSACTIONS

- Signed by the Toronto Blue Jays on June 17, 2010.
- Claimed off waivers by the Seattle Mariners on May 11, 2017
- Signed by the Hiroshima Carp on December 4, 2018
- Signed by the Minnesota Twins on January 28, 2020
- Signed by the Toronto Blue Jays on May 19, 2021
- Signed by the Toronto Blue Jays on November 29, 2021

BIOGRAPHIES

LAST SEASON

HISTORY

RECORDS

OPPONENTS

PLAYER DEV.

MEDIA & MISC.



GAME HIGHS

ML Debut	April 8, 2017 at TB	ER Allowed	6 – 2x, last: June 13, 2017 at MIN
Innings Pitched:		HR Allowed	2 – 2x, last: Aug. 14, 2017 vs. BAL
Starter	6.1 – April 22, 2017 at LAA	Low Hit CG	None
Reliever	5.0 – June 1, 2017 vs. COL	Last Win	Sept. 19, 2018 at HOU
Walks:		Last Save	None
Starter	3 – 2x, last: April 27, 2017 at STL	Last CG	None
Reliever	3 – 2x, last: June 1, 2017 vs. COL	Last Sho	None
Strikeouts:		Last Start	April 27, 2017 at STL
Starter	4 – April 22, 2017 at LAA	Last Relief App.	Sept. 26, 2018 vs. OAK
Reliever	9 – June 1, 2017 vs. COL	Longest Win Streak	3G – Aug. 1, 2017-current
Hits Allowed	11 – June 13, 2017 at MIN	Longest Losing Streak	3G – April 8-27, 2017
		Scoreless Innings Streak	10.0 – Sept. 9, 2017-April 9, 2018

MILESTONES

Category	Date	Opponent	Notes
Start	1 April 22, 2017	at Los Angeles (AL)	L - 6.1 IP, 8H, 5R/4ER, HR, 3BB, 4K
Win	1 Aug. 1, 2017	at Texas	as a reliever - 2.1 IP, 4H, 3ER, 3K

PROFESSIONAL CAREER:

MINORS:

- In his first professional season, pitched to a mark of 1.74 in 12 games (10 starts) with Class-A (short) Auburn in the New York-Penn League before being promoted to Class-A Lansing...With the Lugnuts, made three starts (4G), finishing with a 3.98 ERA (9ER/20.1IP).
- Spent most of 2011 with Lansing, making 21 starts (22G) before being promoted to Advanced-A Dunedin...In four starts with the D-Jays, posted a 2.84 ERA (8ER/25.1 IP), allowing three home runs in those outings.
- In his third pro season in 2012, was selected to play in the Florida State League All-Star game, earning a hold after recording one inning of work.
- In 2013 was named as a FSL All-Star, tossing one scoreless inning of relief, recording one strikeout...Received Player of the Week honours (April 18-22) for the Florida State League.
- Awarded "Best Control" in the Eastern League by Baseball America's annual "Best Tools survey" in 2014 after he went 9-9 with a 3.69 ERA for the Fisher Cats...Named the Eastern League's Player of the Week for June 23-29.
- Allowed just 32 walks and nine home runs over 141.1 innings in 2015, while tossing one of only two complete games for New Hampshire on the season.
- Finished 2015 with 12 wins combined for New Hampshire and Triple-A Buffalo, 2nd most among Blue Jays minor league pitchers while 4th in strikeouts with 97.
- Split the 2016 season between New Hampshire and Buffalo...Had a string of 12 consecutive starts in which he did not allow more than three earned runs from June 19-Aug. 19...Retired 19 consecutive batters on July 21 at Harrisburg...Had his perfect game bid broken up in the 7th after allowing a single...Finished the year 5th among Blue Jays minor league pitchers in strikeouts (108).

2017:

- Selected by Toronto from Triple-A Buffalo on April 8 and made his **MLB debut** in relief later that day at Tampa Bay...Was 1-0 with a 0.90 ERA (1 ER/10.0 IP) and seven strikeouts in three starts with the Bisons before the callup.
- Claimed off waivers by Seattle on May 11 after being designated for assignment on May 8.
- Recorded his first Major League win on Aug. 1 at TEX (2.1 IP, 4H, 3ER, HR, 3K).
- Struck out nine batters over 5.0 innings of relief on June 1 vs. COL, setting a single-game Mariners record for strikeouts by a reliever.

2018:

- Appeared in 11 games for Seattle, going 1-0 with a 7.33 ERA (19 ER/23.1 IP) with two homers and 14 strikeouts.
- Made 19 appearances (16 starts) for Triple-A Tacoma, pitching to a 7-5 record and a 3.31 ERA (36 ER/98.0 IP).

2019:

- Spent the season pitching in Japan for the Hiroshima Carp.
- Suited up for 22 games, going 4-8 with a 4.80 ERA (59 ER/110.2 IP).

2020:

- Did not play due to the cancelled Minor League season.
- Spent the season at Minnesota's alternate training site.

Statcast Data

	2018	Career
Strikeout %:	13.2	17.8
Walk %:	9.4	9.5
Hard Hit %:	35.0	34.0
Fastest Pitch:	93.9 MPH	Aug. 1, 2017 at TEX





LOPEZ OTTO

72
INFIELDER

BIRTHDATE October 1, 1998
 OPENING DAY AGE 23
 BIRTHPLACE Santo Domingo, D.R.
 RESIDENCE Santo Domingo, D.R.
 INSTAGRAM @o.lopez23

BATS/THROWS R/R
 HEIGHT/WEIGHT 5-10/185
 CONTRACT STATUS signed thru 2022
 M.L. SERVICE 0.005
 OPTIONS USED 1 of 3

PERSONAL:

- Otto Ariel Lopez.
- Spent his formative years, age 10 to 14, with his family in Montreal and speaks Spanish, French, and English.
- Signed by the Blue Jays as an international free agent on July 4, 2016.
- Listed by Baseball America as Toronto's 6th-best prospect heading into 2022.

LAST SEASON:

- Ranked 8th-best prospect in the organization by MLB.com entering the year.
- Started the season playing in 70 games for Double-A New Hampshire where he hit .331 (92-for-278) with 24 doubles, a triple, three home runs, 39 RBI, and seven stolen bases.
- Promoted to Buffalo for his first action at the Triple-A level on Aug. 2.
- Played 43 games for the Bisons, batting .289 (50-for-173) with eight doubles, three triples, two home runs, 25 RBI, and 15 steals.
- Recalled from the Bisons on Aug. 17...Made his **MLB debut** that night in Washington, pinch-hitting in the 4th inning (0-for-1, K)...Optioned on Aug. 22.
- Named an MiLB.com Organizational All-Star after the season.

Bold – career high; Red – league high

Year	Club and League	AVG	G	AB	R	H	2B	3B	HR	RBI	BB	IBB	SO	SB	CS	OBP	SLG	OPS	SH	SF	HBP
2017	GCL Blue Jays (GCL)	.275	51	178	30	49	6	3	1	15	19	0	23	7	3	.361	.360	.721	1	0	5
2018	Bluefield (APP)	.364	7	33	8	12	5	2	0	6	0	0	5	1	0	.382	.636	1.018	0	0	1
	Vancouver (NWL)	.297	51	175	31	52	7	4	3	22	26	0	21	13	6	.390	.434	.824	1	2	2
2019	Lansing (MID)	.324	108	447	61	145	20	5	5	50	34	0	63	20	15	.371	.425	.796	4	5	2
2021	New Hampshire (AA)	.331	70	278	52	92	24	1	3	39	28	1	62	7	3	.398	.457	.855	0	3	5
	Buffalo (AAA)	.289	43	173	36	50	8	3	2	25	13	1	26	15	1	.347	.405	.752	1	3	4
	TORONTO (AL)	.000	1	1	0	0	0	0	0	0	0	0	1	0	0	.000	.000	.000	0	0	0
Minor Totals		.312	330	1284	218	400	70	18	14	157	120	2	200	63	28	.375	.427	.802	7	13	19
MAJOR TOTALS		.000	1	1	0	0	0	0	0	0	0	0	1	0	0	.000	.000	.000	0	0	0

TRANSACTIONS

- Signed by the Toronto Blue Jays on July 4, 2016

PROFESSIONAL CAREER:

MINORS:

- Made his pro debut in 2017 with the GCL Blue Jays and hit .275 with 10 extra-base hits over 51 contests.
- Started 2018 with Rookie-level Bluefield and batted .364 with seven extra-base hits in seven games before being promoted to Class-A (short) Vancouver.
- Slashed .297/.390/.434 across 51 games for the Canadians and was named a 2018 Northwest League Post-Season All-Star.
- Spent his entire 2019 campaign with Class-A Lansing.
- Posted a .324 batting average over 108 contests for the Lugnuts, including 20 doubles, five triples, five home runs and 50 RBI...Recorded hits in 31 of his last 32 games while hitting .385 (55-for-143).
- Led the Midwest League in batting average and hits (145 while 3rd in OPS (.796), 5th in total bases (190), 6th in SLG (.425), and 9th in OBP (.371).
- Named an MiLB.com Organizational All-Star.
- Played for the Leones de Escogido in the Dominican Winter League post-2019 and hit .289 in 13 contests.
- In 2020, took part in three Major League Spring Training games and went 2-for-6 at the plate with both hits going for doubles.
- Added to Toronto's 40-man roster in November to protect him from the Rule 5 Draft.
- Played in the Dominican Winter League with Escogido and batted .254 across 18 games.





NON-ROSTER

LUKES NATHAN

81

OUTFIELDER

BIRTHDATE July 12, 1994
 OPENING DAY AGE 27
 BIRTHPLACE Portland, OR
 RESIDENCE Phoenix, AZ
 INSTAGRAM @nathanlukes33

BATS/THROWS L/R
 HEIGHT/WEIGHT 5-11/180
 CONTRACT STATUS signed thru 2022
 M.L. SERVICE 0.000
 OPTIONS USED 0 of 0

PERSONAL:

- Nathan Donald Lukes.
- Attended Center High School in Antelope, CA.
- Played at Sacramento State for three years, batting .336 over 183 games with 37 doubles, nine triples, nine home runs, 96 RBI, and 27 stolen bases (.858 OPS).

LAST SEASON:

- Spent the entire season with the Triple-A Durham Bulls, batting .303 (89-for-294) with 31 doubles, a triple, four homers, and 44 RBI (.909 OPS).
- His 31 doubles were tied with teammate **Vidal Brujan** for the most among Triple-A East batters.

Bold - career high; Red - league high

Year	Club and League	AVG	G	AB	R	H	2B	3B	HR	RBI	BB	IBB	SO	SB	CS	OBP	SLG	OPS	SH	SF	HB2
2015	Mahoning Valley (NYPL)	.313	5	16	4	5	2	0	0	5	2	0	4	0	0	.389	.438	.826	0	0	0
2016	Lake County (MIDW)	.301	89	342	54	103	21	8	5	32	37	0	60	14	8	.375	.453	.828	4	4	6
	Lynchburg (CARL)	.261	5	23	3	6	1	0	0	1	0	0	5	1	0	.261	.304	.565	0	0	0
	Charlotte (FL)	.194	21	67	5	13	1	0	1	4	3	0	9	0	1	.229	.254	.482	1	0	0
2017	Charlotte (FL)	.400	6	20	3	8	1	0	0	3	2	0	4	1	2	.455	.450	.904	0	0	0
	Montgomery (SOUL)	.270	98	359	46	97	15	5	3	35	32	1	71	6	8	.330	.365	.695	4	6	3
2018	Montgomery (SOUL)	.278	115	435	62	121	29	3	6	51	31	0	93	9	4	.331	.400	.730	6	6	6
2019	Durham (IL)	.219	91	260	26	57	8	3	4	31	26	0	56	7	3	.294	.319	.613	2	4	3
2021	Durham (AAAE)	.303	85	294	50	89	31	1	4	44	21	0	41	2	2	.352	.456	.808	2	5	4
Minor Totals		.275	515	1816	253	499	109	20	23	206	154	1	343	40	28	.335	.395	.730	19	25	22

TRANSACTIONS

- Selected by the Cleveland Indians in the 7th round of the 2015 First-Year Player Draft
- Traded to the Tampa Bay Rays along with RHP Jhonleider Salinas in exchange for OF Brandon Guyer on August 3, 2016
- Signed by the Toronto Blue Jays on November 29, 2021

PROFESSIONAL CAREER:

MINORS:

- In 2015, spent his 1st professional season in Class-A (short) with Mahoning Valley...Played just five games, going 5-for-16 (.313) with a pair of doubles and five RBI.
- Split the first half of the 2016 campaign between Class-A Lake County and Advanced-A Lynchburg before being traded to the Rays organization on Aug. 3...Played the rest of the year with Tampa's Advanced-A squad in Charlotte.
- Started the 2017 season in Charlotte before earning a promotion to Double-A Montgomery...Combined to hit .277 (105-for-379) with 16 doubles, five triples, three homers, and 38 RBI.
- Spent the entirety of the 2018 season with Montgomery, earning himself a Southern League Mid-Season All-Star nod... Finished the year with a .278 batting average to go along with 29 doubles, three triples, six home runs, and 51 RBI.
- Played for Triple-A Durham in 2019, his 1st season at the Triple-A level, and hit .219 with 15 extra-base hits across 91 contests.
- Did not play in 2020 due to the cancelled Minor League season.
- Worked out at Helix for the summer, a fitness centre in Scottsdale, AZ, and was often joined there by **Randal Grichuk** until the Major League season began.





MANOAH

ALEK

6

PITCHER

BIRTHDATE January 9, 1998
OPENING DAY AGE 24
BIRTHPLACE..... Homestead, FL
RESIDENCE..... Miami, FL
INSTAGRAM..... @alek_manoah6

BATS/THROWS R/R
HEIGHT/WEIGHT 6-6/285
CONTRACT STATUS..... signed thru 2022
M.L. SERVICE 0.130
OPTIONS USED 0 of 3

PERSONAL:

- Alek Isaac Manoah.
- Brother to **Erik Manoah Jr.** who was drafted by the Mets in 2014 and joined the Angels organization after a trade in 2016... Works out of Erik's Miami gym in the offseason.
- Attended South Dade High School in his hometown of Homestead, FL.
- Went on to pitch for West Virginia University...Posted a 2.81 ERA with 249 strikeouts in 218.0 innings over three seasons.
- Selected 11th overall by the Blue Jays in the 2019 First-Year Player Draft, the second-highest pitcher taken in the draft behind LHP **Nick Lodolo** of the Reds (6th overall).
- Ranked by Baseball America as Toronto's 5th-best prospect in 2020 and listed at 7th going into the 2021 season.

LAST SEASON:

- Named Toronto's Rookie of the Year by the Toronto Chapter of the BBWAA as the Blue Jays went 16-4 in his 20 starts.
- His 3.22 season ERA was tied with **Aaron Sanchez** (2015) for the 2nd lowest by a rookie in team history, trailing only **Juan Guzman's** 2.99 ERA in 1991 (min. 10 starts).
- Led MLB rookies (min. 10 starts) in WHIP (1.05), opponents' average (.192), and opponents' OPS (.604), while 2nd in ERA, 3rd in K rate (27.7%) and 4th in SO/9 (10.24)...Became the 4th pitcher aged 23 or younger to average at least 10 strikeouts per nine innings in his debut season, joining **Mark Prior** (2002), **Kerry Wood** (1998) and **Dwight Gooden** (1984).
- His 127 strikeouts were the most in franchise history by a player in his first 20 career games (2nd: **Juan Guzman** - 106).
- Kept right-handed hitters to a .156 (30-for-199) batting average, the 3rd-best mark in MLB (min. 200 BF).
- Entered the season ranked by MLB Pipeline as the Blue Jays' 5th-best prospect and 97th overall...Listed by Baseball America as Toronto's 7th-best prospect and 91st overall.
- Held a 0-0 record and a 0.00 ERA (0 ER/7.0 IP) with no walks and 15 strikeouts over three appearances in Spring Training.
- Posted a 3-0 record with a 0.50 ERA (1 ER/18.0 IP) in three games with Triple-A Buffalo...Stuck out 27 batters, walked three and hit four (0.56 WHIP).
- Earned the win in his **MLB debut** on May 27 at NYY as he threw 6.0 scoreless innings...Allowed two hits, walked two and struck out seven batters...Became the 1st player in Blue Jays history with 6.0+ innings, 7+ K's and 0 runs allowed in an MLB debut...Was the 50th player in team history to make his MLB debut as a starting pitcher (last: **Nate Pearson** on July 29, 2020 at WAS)...Became the 2nd player from the 2019 draft to make the Majors (CWS's **Andrew Vaughn** - April 2, 2021 at LAA).
- Allowed 2R/1ER on June 9 at CWS, giving up four hits over 5.0 innings (2BB, 4K)...Became the 4th pitcher in Blue Jays history to have his team win each of his first three career games as a starter, joining **Jerry Garvin** (1977), **Mauro Gozzo** (1989), and **Brett Cecil** (2009).
- Took a no-decision on June 19 at BAL, allowing four hits (all solo home runs) and five runs with a walk and six strikeouts over 3.1 innings...Ejected for the 1st time in his career by Jerry Meals after hitting **Maikel Franco** with a pitch.
- Earned his 2nd career win on July 2 vs. TB, tossing 7.0 scoreless innings, giving up three hits with a walk and 10 strikeouts on 109 pitches (71 strikes)...Kept a no-hitter through 5.1 innings, the longest no-hit bid by a Toronto rookie since **Thomas Pannone** on Aug. 22, 2018 vs. BAL (6.0 IP)...Set a franchise record by striking out **seven consecutive batters** from the 1st to the 3rd inning (five other Toronto pitchers had six straight K's)...Became the 5th pitcher since 1974 (as far as tracking goes back) to strike out seven straight batters in a game within his first seven career starts (last: **Stephen Strasburg** in 2010)...Became the 1st pitcher in club history to go 7+ IP with no runs and 10+ strikeouts in a game within his first seven career contests...Tied a club record by beginning his career with seven straight starts without a loss (**Jerry Garvin** in 1977).
- Took his 1st career loss on July 9 at TB, giving up 3R/2ER on three hits over 3.2 innings with a trio of walks and nine strikeouts.
- Placed on the injured list from July 16-30 with a back contusion after slipping on the dugout steps during a rain delay in Buffalo.
- Picked up his 3rd win on July 31 vs. KC, tossing 7.0 scoreless innings while giving up just two hits (1BB, 4K)...Became the 1st Blue Jay and 16th player all-time with no earned runs in four of his first nine career starts.
- Won his 4th game on Aug. 6 vs. BOS, giving up two runs and four hits over 5.0 innings (3BB, 4K)...Became the 4th pitcher all-time to allow four or fewer hits and strike out 4+ batters in 10 straight games, joining **Jacob deGrom** (11 games in 2021), **Mike Clevenger** (10 games in 2018), and **Johan Santana** (10 games in 2004)...Allowed four hits or fewer in each of his first 10 career starts, the longest such streak to start a career in MLB history.
- Picked up his 5th win on Aug. 11 at LAA, giving up two runs and five hits over 6.2 innings with a career-high **11 strikeouts** and 114 pitches (78 strikes)...The 11 punchouts tied a franchise record for the most in a game by a rookie (5th time).
- Earned his 6th win on Sept. 13 vs. TB, throwing 8.0 innings of one-hit, shutout ball with no walks and 10 strikeouts...Marked the longest outing of his career and tied for the longest by a Blue Jay in 2021 (**Robbie Ray** - 8.0 IP on Aug. 20 vs. DET)...Became the fastest pitcher in Toronto history to reach **100 career strikeouts**, doing so in 17 games (2nd: **Juan Guzmán/Drew Hutchison** - 20 games)...Joined **Dave Bush** as the only rookies in franchise history with 8.0+ IP, no runs, and 10+ K's in a game.
- Picked up his 8th win on Sept. 26 at MIN, giving up two runs on six hits over 5.2 innings with two walks and eight strikeouts.
- Earned his 9th win in his last outing, on Oct. 2 vs. BAL, tossing 7.0 innings of one-hit, one-run ball with a walk and **10 strikeouts**...Marked his 4th start with 10+ K's, more than any other rookie in Blue Jays history.
- Named AL Rookie of the Month for Sept./Oct., going 4-0 with a 3.38 ERA and 41 strikeouts over 37.1 innings (six starts)...Was the first Blue Jay to win the award since **Lourdes Gurriel Jr.** in July of 2018, and the first Toronto pitcher since **Scott Richmond** in April of 2009.
- Named to the MLB Pipeline All-Rookie Team at the end of the season.

BIOGRAPHIES

LAST SEASON

HISTORY

RECORDS

OPPONENTS

PLAYER DEV.

MEDIA & MISC.



Bold – career high; Red – league high

Year	Club & League	W-L	ERA	G	GS	CG	ShO	SV	IP	H	R	ER	HR	HB	BB	IBB	SO	WP	BK	AVG
2019	Vancouver (NWL)	0-1	2.65	6	6	0	0	0	17.0	13	5	5	1	2	5	0	27	1	0	.213
2021	Buffalo (AAA)	3-0	0.50	3	3	0	0	0	18.0	7	1	1	1	4	3	0	27	0	0	.119
	TORONTO (AL)	9-2	3.22	20	20	0	0	0	111.2	77	44	40	12	16	40	0	127	0	1	.192
Minor Totals		3-1	1.54	9	9	0	0	0	35.0	20	6	6	2	6	8	0	54	1	0	.167
MAJOR TOTALS		9-2	3.22	20	20	0	0	0	111.2	77	44	40	12	16	40	0	127	0	1	.192

TRANSACTIONS

- Selected by the Toronto Blue Jays in the 11th round (11th overall) of the 2019 First-Year Player Draft
- On injured list (back contusion) from July 16-30, 2021

GAME HIGHS

ML Debut	May 27, 2021 at NYY	ER Allowed	6 – 2x, last: Sept. 3, 2021 vs. OAK
Innings Pitched:		HR Allowed	4 – June 19, 2021 at BAL
Starter	8.0 – Sept. 13, 2021 vs. TB	Low Hit CG	None
Reliever	None	Last Win	Oct. 2, 2021 vs. BAL
Walks:		Last Save	None
Starter	6 – Sept. 21, 2021 at TB	Last CG	None
Reliever	None	Last ShO	None
Strikeouts:		Last Start	Oct. 2, 2021 vs. BAL
Starter	11 – Aug. 11, 2021 at LAA	Last Relief App.	None
Reliever	None	Longest Win Streak	4G – Sept. 13, 2021-current
Hits Allowed	6 – 2x, last: Sept. 26, 2021 at MIN	Longest Losing Streak	1G – 2x, last: Aug. 17, 2021 at WAS
		Scoreless Innings Streak	12.0 – June 25-July 9, 2021

MILESTONES

Category	Date	Opponent	Notes
Start	1 May 27, 2021	at New York (AL)	W - 6.0 IP, 2H, 0ER, 0HR, 2BB, 7K
Win	1 May 27, 2021	at New York (AL)	W - 6.0 IP, 2H, 0ER, 0HR, 2BB, 7K
10+ Strikeout Games (4)			
	1 July 2, 2021	Tampa Bay	10 strikeouts
	2 Aug. 11, 2021	at Los Angeles (AL)	11 strikeouts
	3 Sept. 13, 2021	Tampa Bay	10 strikeouts
	4 Oct. 2, 2021	Baltimore	10 strikeouts

PROFESSIONAL CAREER:**MINORS:**

- After he was taken 11th overall by the Blue Jays, was assigned to Class-A (short) Vancouver to begin his professional career.
- Made six starts for the Canadians, allowing a total of five runs over 17.0 frames for a 2.65 ERA.
- Fanned 27 batters and walked just five for a 1.06 WHIP and a 14.3 SO/9.
- Was one of 60 players invited to Summer Camp at Rogers Centre in July of 2020.
- Spent the season at Toronto's alternate training site in Rochester, NY.

Statcast Data

	2021	Career
Strikeout %:	27.7	27.7
Walk %:	8.7	8.7
Hard Hit %:	31.2	31.2
Fastest Pitch:	97.3 MPH	May 27, 2021 at NYY





MARTINEZ

ORELVIS

79
OUTFIELDER

NON-ROSTER

BIRTHDATE November 19, 2001
 OPENING DAY AGE 20
 BIRTHPLACE Santo Domingo, D.R.
 RESIDENCE Santo Domingo, D.R.
 INSTAGRAM @orelvis_martinez

BATS/THROWS R/R
 HEIGHT/WEIGHT 6-1/200
 CONTRACT STATUS signed thru 2022
 M.L. SERVICE 0.000
 OPTIONS USED 0 of 3

PERSONAL:

- Orelvis Miguel Martinez.
- Favourite player is shortstop **Didi Gregorius**.
- Signed by the Blue Jays as an international free agent on July 4, 2018.
- Listed by Baseball America as Toronto's 6th-best prospect for 2020, 6th-best in 2021 (96th overall), and 3rd-best entering 2022 (75th overall)...Ranked as the Blue Jays 2nd-best prospect (38th overall) heading into 2022 by MLB Pipeline.

LAST SEASON:

- Named Blue Jays Minor League Player of the Year by Baseball America.
- Appeared in 10 Spring Training games, going 4-for-11 (.364) with three runs, a double, a home run, three RBI, a walk, and six strikeouts.
- Played 71 games with the Low-A Dunedin Blue Jays before earning a promotion to High-A Vancouver where he appeared in 27 contests...Combined to bat .261 with 26 doubles, two triples, 28 home runs, and 87 RBI (.345 OBP, .549 SLG, .895 OPS)...Of his combined 103 hits between Dunedin and Vancouver, 56 went for extra bases.

Bold – career high; Red – league high

Year	Club and League	AVG	G	AB	R	H	2B	3B	HR	RBI	BB	IBB	SO	SB	CS	OBP	SLG	OPS	SH	SF	HBP
2019	GCL Blue Jays (GCL)	.275	40	142	20	39	8	5	7	32	14	0	29	2	0	.352	.549	.901	0	2	4
2021	Dunedin (A)	.279	71	283	49	79	22	2	19	68	33	0	85	4	1	.369	.572	.942	0	1	8
	Vancouver (A+)	.214	27	112	17	24	4	0	9	19	10	0	28	0	1	.282	.491	.773	0	1	1
Minor Totals		.264	138	537	86	142	34	7	35	119	57	0	142	6	2	.347	.549	.896	0	4	13

TRANSACTIONS

- Signed by the Toronto Blue Jays on July 4, 2018

PROFESSIONAL CAREER:

MINORS:

- Started his pro career in 2019 with Toronto's Gulf Coast League affiliate.
- Batted .275 with 30 extra-base hits and 32 RBI in 40 games.
- Named Baseball America's top GCL prospect and was also dubbed a GCL Post-Season All-Star.
- Spent the 2020 summer at Toronto's alternate training site.
- Took part in the Blue Jays' Fall Development League in Dunedin, FL.

TORONTO, YOUNGEST PLAYERS TO HIT FIRST HOME RUN - ALL-TIME

PLAYER	DATE	OPPONENT	AGE
Vladimir Guerrero Jr.	05/14/2019	at SF	20 years, 59 days
Danny Ainge	06/02/1979	at SEA	20 years, 77 days
Paul Hodgson	09/19/1980	at BAL	20 years, 158 days
Lloyd Moseby	05/25/1980	vs. NYY	20 years, 202 days
Travis Snider	09/04/2008	vs. MIN	20 years, 215 days
Vernon Wells	09/13/1999	vs. NYY	20 years, 279 days

BIOGRAPHIES

LAST SEASON

HISTORY

RECORDS

OPPONENTS

PLAYER DEV.

MEDIA & MISC.





MAYZA

TIM

58

PITCHER

BIRTHDATE January 15, 1992
 OPENING DAY AGE 30
 BIRTHPLACE Allentown, PA
 RESIDENCE Pennsburg, PA
 INSTAGRAM NA

BATS/THROWS L/L
 HEIGHT/WEIGHT 6-3/213
 CONTRACT STATUS signed thru 2022
 M.L. SERVICE 2.156
 OPTIONS USED 1 of 3

PERSONAL:

- Timothy Gerard Mayza.
- Attended Upper Perkiomen High School in Red Hill, Pennsylvania.
- Named an All-American in his junior year at Millersville University of Pennsylvania.
- Landed a spot with the Cotuit Kettleers of the Cape Cod League in 2012.
- Baseball America tabbed him as the No. 6 prospect in Division II prior to that 2012 campaign.
- As Millersville's No. 1 starter, he posted an 11-3 record and a PSAC-best 1.55 ERA in 2013.
- His accolades included Daktronics All-America Third Team, All-Atlantic Region First Team by Daktronics, ABCA and NCB-WA, and All-PSAC East First Team.

LAST SEASON:

- Pitched a career-high 53.0 innings (51.1 in 2019) with a career-high 57 strikeouts (55 in 2019).
- His 38 inherited runners tied for 13th most in MLB...Stranded 30 of those runners, allowing 21.1% of inherited runners to score, the 10th-best mark in the Majors.
- From June 1 to the end of the season, went 4-2 with a 1.83 ERA (8 ER/39.1 IP) and a 0.74 WHIP.
- Made his season debut with a scoreless 1.0 IP on April 3 at NYY (H, 2K)...Was his first appearance since injuring his elbow on Sept. 13, 2019 vs. NYY.
- Picked up his 1st win of the season on April 25 at TB (0.1 IP, 2 H), his 1st victory since July 29, 2019 at KC.
- Graduated with a Masters Degree in Sport Administration from Ohio University on April 30.
- Allowed his first runs of the season on May 7 at HOU (1.1 IP, 2H, 2ER, HR) after 12 scoreless outings to start the year...Surrendered his first homer since Aug. 21, 2019 at LAD.
- Didn't allow an extra-base hit in 23 consecutive games from June 1-July 30, the 2nd-longest streak in club history (1st: **Duane Ward** - 24 games from Sept. 2, 1991-April 19, 1992).
- Placed on the injured list with left elbow inflammation from Aug. 6-17.
- Picked up his [1st career save](#) on Aug. 29 at DET, going 1.1 innings with a hit.

Bold – career high; Red – league high

Year	Club & League	W-L	ERA	G	GS	CG	ShO	SV	IP	H	R	ER	HR	HB	BB	IBB	SO	WP	BK	OBA
2013	GCL Blue Jays (GCL)	0-2	10.29	3	2	0	0	0	7.0	11	8	8	0	0	2	0	10	0	0	.355
	Bluefield (APP)	1-2	6.95	10	3	0	0	0	22.0	30	20	17	2	1	10	1	17	4	0	.323
2014	Bluefield (APP)	0-1	6.75	4	0	0	0	1	6.2	7	5	5	0	1	4	0	3	0	0	.304
	Vancouver (NOR)	2-3	6.75	12	0	0	0	0	20.0	31	20	15	2	2	12	0	17	6	0	.356
2015	Lansing (MID)	3-2	3.07	26	1	0	0	3	55.2	49	21	19	0	0	27	1	62	6	1	.238
2016	Dunedin (FSL)	2-0	1.66	28	0	0	0	4	48.2	36	16	9	1	0	15	0	52	1	0	.201
	New Hampshire (EAS)	1-3	4.11	14	0	0	0	0	15.1	16	10	7	0	0	15	0	13	2	0	.281
2017	New Hampshire (EAS)	1-1	4.59	29	0	0	0	4	33.1	32	18	17	5	1	15	2	42	1	0	.252
	Buffalo (INT)	1-1	0.93	11	0	0	0	0	19.1	16	2	2	0	0	7	0	16	0	0	.216
	TORONTO (AL)	1-0	6.88	19	0	0	0	0	17.0	24	15	13	3	0	4	0	27	0	0	.320
2018	Buffalo (INT)	6-2	4.56	20	0	0	0	1	25.2	26	14	13	2	1	11	1	36	1	0	.265
	TORONTO (AL)	2-0	3.28	37	0	0	0	0	35.2	33	13	13	3	2	14	4	40	2	0	.244
2019	TORONTO (AL)	1-3	4.91	68	0	0	0	0	51.1	45	29	28	8	1	27	2	55	4	0	.230
2020									Did not pitch due to injury											
2021	Buffalo (AAA)	0-0	9.00	1	0	0	0	0	1.0	1	1	1	1	0	0	0	0	0	0	.250
	TORONTO (AL)	5-2	3.40	61	0	0	0	1	53.0	40	21	20	5	3	12	0	57	2	0	.206
	Minor Totals	17-17	3.99	158	6	0	0	13	254.2	255	135	113	13	6	118	5	268	21	1	.260
	MAJOR TOTALS	9-5	4.24	185	0	0	0	1	157.0	142	78	74	19	6	57	6	179	8	0	.237

TRANSACTIONS

- Selected by the Toronto Blue Jays in the 12th round of the 2013 First-Year Player Draft
- On injured list (left ulnar neuritis) from May 23-June 3, 2019
- On injured list (left UCL tear) on September 18, 2019 for the remainder of the season
- On injured list (left elbow inflammation) from Aug. 6-17, 2021



GAME HIGHS

ML Debut	Aug. 15, 2017 vs. TB	ER Allowed	4 – 4x, last: June 14, 2019 at HOU
Innings Pitched:		HR Allowed	1 – 19x, last: Sept. 14, 2021 vs. TB
Starter	None	Low Hit CG	None
Reliever	2.0 – 5x, last: Sept. 3, 2018 vs. TB	Last Win	Sept. 1, 2021 vs. BAL
Walks:		Last Save	Aug. 29, 2021 at DET
Starter	None	Last CG	None
Reliever	4 – June 14, 2019 at HOU	Last Sho	None
Strikeouts:		Last Start	None
Starter	None	Last Relief App.	Sept. 29, 2021 vs. NYY
Reliever	4 – July 11, 2018 at ATL	Longest Win Streak	3G – 2x, last: June 22-Aug. 25, 2021
Hits Allowed	4 – 4x, last: April 14, 2019	Longest Losing Streak	2G – Aug. 17-21, 2019
		Scoreless Innings Streak	16.1 – Aug. 25, 2018 - March 30, 2019

MILESTONES

Category	Date	Opponent	Notes
Win	1 Sept. 12, 2017	Baltimore	0.1 IP, K
Save	1 Aug. 29, 2021	at Detroit	1.1 IP, H

PROFESSIONAL CAREER:

MINORS:

- Posted career bests in WHIP (1.37), ERA (3.07), opponents' batting average (.238) and H/9 ratio (7.92) during the 2015 season at Class-A Lansing...Recorded a save in his 1st career professional postseason contest on Sept. 12, 2015 vs. West Michigan...Worked 2.1 innings that afternoon and allowed one run (2K).
- Was added to Toronto's Arizona Fall League roster after the 2015 campaign.
- Began the 2016 season at Advanced-A Dunedin...Posted a 1.66 ERA over 48.2 IP of work (28 games)...Was named a Florida State League Mid-Season All-Star...On April 22 vs. Lakeland, combined to throw a no-hitter along with **Brad Allen** and **Adonys Cardona**...It was the first no-hitter recorded by Dunedin since 1992.
- Promoted to Double-A New Hampshire on June 20, 2016...Sent back to Dunedin on Aug. 4, after appearing in 14 games for the Fisher Cats (4.11 ERA, .281 OBA)...In 42 relief appearances between Dunedin and New Hampshire in 2016, combined to produce a 2.25 ERA with 30 walks and 65 strikeouts over 64.0 innings.

2017:

- Started the season with New Hampshire and was promoted to Triple-A Buffalo in July.
- Had his contract selected from Buffalo (1-1, 0.93 ERA in 11 games) on Aug. 14.
- Made his **MLB debut** on Aug. 15 vs. TB, tossing one inning (2H, K)...Struck out the 1st batter he faced (**Peter Bourjos**)... Became the first player from Millersville University to appear in a MLB game since RHP **Jim Todd** in 1979 (*courtesy MLB Network*).
- Was sent down to Buffalo on Aug. 19 and recalled again three days later.
- Picked up his 1st MLB win on Sept. 12 vs. BAL (0.1 IP, K).
- Recorded at least one strikeout in 17 of his 19 MLB games for a 14.29 SO/9 ratio (highest among Toronto pitchers) and a 6.75 SO/BB ratio (2nd highest).
- Allowed just one extra-base hit (a double) to a left-handed hitter while limiting them to a .206 average (7-for-34, 3BB, 12K).

2018:

- Gave up seven hits over his last 18 scoreless outings (15.2 IP, 4BB/19K)...His 15.2 scoreless frames was the 5th-longest active streak in the Majors and was the longest by a Blue Jay in 2018.
- Allowed runs in five of his 37 outings (13 ER/35.2 IP).
- Let only four of his 27 inherited runners score...The 14.8% rate was the best on the team.
- Recalled from Triple-A Buffalo on April 10, April 23, May 3, June 1, June 23, July 8 and Aug. 15...His seven recalls tied a franchise high (**Ryan Tepera** - 2016, **Leonel Campos** - 2017).
- Made his season debut on April 18 vs. KC (1.0 IP, H, BB, K).
- Struck out a career-high four batters over 2.0 frames on July 11 at ATL.
- Improved to 3-0 for his career with his 2nd win of the season on Sept. 28 at TB.

2019:

- Led the team with 68 appearances and 18 holds.
- Went 31.1 innings without allowing a homer from July 3, 2018-April 13, 2019.
- Gave up seven hits over 19 scoreless outings (16.1 IP, 5BB/20K) from Aug. 25, 2018-March 30, 2019...His 16.1 scoreless frames was the 5th-longest active streak in the Majors at the time.
- Landed on the injured list from May 23-June 3 with left ulnar neuritis.
- Picked up his lone win of the season on July 29 at KC (1.1 IP, 1H, 1K).
- Left the game on Sept. 13 vs. NYY with a left elbow injury after facing one batter.
- Underwent Tommy John reconstructive surgery on the ulnar collateral ligament in his left elbow on Sept. 18 in Dallas with Dr. Keith Meister.

2020:

- Spent the year recovering from Tommy John surgery which he had in September, 2019.
- Did his rehab at a facility in Lancaster, PA, near his home.

Statcast Data

	2021	Career
Strikeout %:	27.0	26.8
Walk %:	6.2	8.7
Hard Hit %:	32.6	34.4
Fastest Pitch:	97.7 MPH	June 27, 2021 vs. BAL





McGUIRE REESE

7

CATCHER

BIRTHDATE March 2, 1995
 OPENING DAY AGE 27
 BIRTHPLACE Seattle, WA
 RESIDENCE Kent, WA
 INSTAGRAM NA

BATS/THROWS L/R
 HEIGHT/WEIGHT 6-0/218
 CONTRACT STATUS signed thru 2022
 M.L. SERVICE 2.027
 OPTIONS USED 3 of 3

PERSONAL:

- Reese Jackson McGuire.
- His grandfather, **Jack McGuire**, was a catcher on Duke University's team that made the 1952 College World Series.
- Graduated from Kentwood High School in Covington, WA, in 2013, where he hit .436 with 13 doubles, three triples, four home runs and 20 RBI in his senior season.
- Rated as the 5th-best position player and 12th-best player overall in the 2013 draft by Baseball America...Was also rated by Baseball America as the second-best "Defensive Player" among high school players eligible in the draft.
- Named the 2012-2013 Gatorade Washington Player of the Year, while also receiving the 2012 Dick Chase Award after helping Team USA's 18-and-under squad defeat Canada and win the gold medal at the IBAF 18U World Championship in Seoul, South Korea in September of 2012.
- Was the 1st catcher taken in the 2013 draft (14th overall).
- Rated by Baseball America as Toronto's No. 15 prospect entering 2018.
- Participated in the 2020 Blue Jays Winter Tour.

LAST SEASON:

- Spent the first month of the year at the alternate site and on the taxi squad before he was recalled for his season debut on May 5 at OAK (0-2, BB, 2K).
- Hit his **1st home run** of the year on June 12 at BOS, a solo shot in the 9th inning.
- Went 4-for-5 with a trio of doubles and two RBI on June 20 at BAL...Became the 2nd Toronto catcher with **four hits** and three doubles in a single game, joining **Kevin Cash** on April 13, 2004 at DET...The four hits tied a career-high (Aug. 8, 2019 vs. NYY).
- On June 24 vs. BAL, finished the game 3-for-4 with **three singles**, his 5th multi-hit game of the season (4th in his last five starts), and his 3rd three-hit game of the year.
- Went 3-for-5 with **three doubles** and an RBI on July 29 at BOS...Became the 5th player in team history with multiple games of three doubles in a single game, joining **John Buck** (2010), **Adam Lind** (2009), **Shannon Stewart** (2000), and **Tony Fernandez** (1999).
- Bunted for a **double** in the 6th inning on Aug. 3 vs. CLE, becoming the 2nd player in team history with a bunt double, joining **Cavan Biggio** (Sept. 27, 2019 vs. TB).
- Over his final 56 games, went 39-for-144 (.271) with 13 doubles and eight RBI.

Bold - career high; Red - league high

Year	Club and League	AVG	G	AB	R	H	2B	3B	HR	RBI	BB	IBB	SO	SB	CS	OBP	SLG	OPS	SF	SH	HBP
2013	GCL Pirates (GCL)	.330	46	176	30	58	11	0	0	21	15	2	18	5	1	.388	.392	.780	2	2	3
	Jamestown (NYP)	.250	4	16	3	4	0	0	0	0	1	0	1	1	0	.294	.250	.544	0	0	0
2014	West Virginia (SAL)	.262	98	389	46	102	11	4	3	45	24	0	44	7	2	.307	.334	.641	4	6	4
2015	Bradenton (FSL)	.254	98	374	32	95	15	0	0	34	26	1	39	14	7	.301	.294	.595	6	4	1
2016	Altoona (EAS)	.259	77	266	29	69	16	2	1	37	29	0	26	4	4	.337	.346	.683	4	2	3
	New Hampshire (EAS)	.226	15	53	5	12	2	0	0	5	7	0	8	2	2	.328	.264	.592	0	0	1
2017	GCL Blue Jays (GCL)	.409	8	22	4	9	2	0	0	7	3	0	1	0	1	.462	.500	.962	0	1	0
	Dunedin (FSL)	.250	3	12	1	3	1	0	0	1	1	0	2	0	0	.308	.333	.641	0	0	0
	New Hampshire (EAS)	.278	34	115	19	32	5	1	6	20	16	1	19	2	1	.366	.496	.862	2	2	1
2018	Buffalo (INT)	.233	96	322	31	75	9	2	7	37	33	0	77	3	2	.312	.339	.651	4	4	6
	TORONTO (AL)	.290	14	31	5	9	3	0	2	4	2	0	9	1	0	.333	.581	.914	0	0	0
2019	Buffalo (INT)	.247	72	243	30	60	12	1	5	29	25	2	44	4	0	.316	.366	.682	2	5	2
	TORONTO (AL)	.299	30	97	14	29	7	0	5	11	7	0	11	0	0	.346	.526	.872	0	0	0
2020	TORONTO (AL)	.073	19	41	2	3	0	0	1	1	0	0	11	0	0	.073	.146	.219	4	0	0
2021	TORONTO (AL)	.253	78	198	22	50	15	0	1	10	15	0	44	0	0	.310	.343	.654	1	1	2
	Minor Totals	.260	554	1994	230	519	84	10	22	236	181	6	281	42	20	.324	.346	.670	24	26	21
	MAJOR TOTALS	.248	141	367	43	91	25	0	9	26	24	0	82	1	0	.297	.390	.687	5	1	2

WILD CARD RECORD

Year	Club and Opp.	AVG	G	AB	R	H	2B	3B	HR	RBI	BB	IBB	SO	SB	CS	OBP	SLG	OPS	SF	SH	HBP
2020	TOR vs. TB	----	1	0	0	0	0	0	0	0	0	0	0	0	0	----	----	----	0	0	0

HOME RUN BREAKDOWN

Total	ONE GAME											
	H	A	2	3	4	GS	LO	XN	IP	PH	RHP	LHP
9	5	4	0	0	4	0	0	0	0	1	6	3



TRANSACTIONS

- Selected by the Pittsburgh Pirates in the 1st round (14th overall) in the 2013 First-Year Player Draft
- Traded to the Toronto Blue Jays along with LHP Francisco Liriano and OF Harold Ramirez in exchange for RHP Drew Hutchison on August 1, 2016

GAME HIGHS

ML Debut	Sept. 6, 2018 vs. CLE	Stolen Bases	1 – Sept. 9, 2018 vs. CLE
Runs	3 – Aug. 8, 2019 vs. NYY	Last ML Home Run	June 12, 2021 at BOS
Hits	4 – 2x, last: June 20, 2021 at BAL	Longest Hitting Streak	5G – 3x, last: Aug. 21-29, 2021
Home Runs	1 – 9x, last: June 12, 2021 at BOS	Longest On-Base Streak	8G – 2x, last: June 20-29, 2021
RBI	2 – 3x, last: June 20, 2021 at BAL	Longest Hitless Streak	21AB – Aug. 21, 2020-May 9, 2021

MILESTONES

Category	Date	Opponent	Pitcher	Notes
Hit	1 Sept. 6, 2018	Cleveland	Otero	Double
Home Run	1 Sept. 26, 2018	Houston	Perez	1R
Pinch-hit HR	1 Sept. 29, 2018	at Tampa Bay	Romo	1R, 9th inning
RBI	1 Sept. 16, 2018	at New York (AL)	Lynn	Double
Stolen Base	1 Sept. 9, 2018	Cleveland	Clevinger	2nd base
			C-Gomes	

PROFESSIONAL CAREER:

MINORS:

- Began his career with the Gulf Coast Pirates in 2013, after being selected by the Pirates with the 14th overall pick in June... Was named the GCL Player of the Month in August after hitting .369 with nine doubles and 12 RBI in 21 games...Promoted to Jamestown of the New York-Penn League (A-short) on Aug. 31...Was selected to the Post-Season GCL All-Star team.
- Was ranked as the 8th-best prospect in Pittsburgh's system entering 2014, as well as the "Best Defensive Catcher" in the club's minor league system by Baseball America.
- Spent the entire 2014 campaign with Class-A West Virginia, where he was named to the South Atlantic League's Mid-Season All-Star team...Hit .351 over a 19-game hitting streak from May 7-30, tied for the longest hitting streak in the South Atlantic League during the 2014 season...Threw out a league-leading 49 of 77 runners attempting to steal against him in 2014 (61.1%), while also leading all catchers in double plays (9).
- Spent the entire 2015 campaign with Advanced-A Bradenton, where he was named to the Florida State League's Mid-Season All-Star team...Threw out 27 of the 107 runners (25%) attempting to steal against him...Rated by Baseball America as Pittsburgh's "Best Defensive Catcher" in the publication's "Best Tools" edition at the end of the campaign...Ranked as Pittsburgh's 6th-best prospect following the season by Baseball America...Hit .294 for the Glendale Desert Dogs of the Arizona Fall League and was named to the 2015 Rising Stars game.
- Tabbed by MLB Pipeline.com as the 4th-best catching prospect entering 2016, behind **Wilson Contreras** (CHC), **Gary Sánchez** (NYY) and **Jorge Alfaro** (PHI).
- Was limited to just 15 games for New Hampshire following his trade on Aug. 1, 2016 from Pittsburgh due to injury (on DL from Aug. 12-22)...Threw out 37% (35/96) of runners attempting to steal a base on him in 2016...Named a 2016 Organizational All-Star by MLB.com.
- Ranked as the 6th-best catching prospect by MLB.com entering 2017...Spent the majority of his 2017 campaign with Double-A New Hampshire...Missed two months with a right knee injury...Named Eastern League Player of the Week for the week of Aug. 14-20, 2017...Finished the Double-A season with a line of .278/.366/.496 over 34 games...His overall .859 OPS in 2017 was the highest of his career.
- Played for Aguilas Cibaenas in the Dominican Winter League and batted .283 (13-for-46) in 18 games.

2018:

- Batted .290 (9-for-31) with three doubles, two homers and four RBI in his 14 games with the Blue Jays.
- Called up to Toronto on Sept. 6...Made his **MLB debut** that night vs. CLE (1-for-4, 2B, K)...Doubled off **Dan Otero** in the 9th inning for his **1st MLB hit**.
- Collected his 1st RBI on Sept. 16 at NYY and went 2-for-4 for his 1st multi-hit game.
- Belted a solo shot off **Cionel Perez** for his **1st career home run** on Sept. 26 vs. HOU.
- Hit a **pinch-hit home run** on Sept. 29 at TB, the 3rd by a Blue Jay in 2018 and the 11th all-time by a Toronto rookie (last: **Yan Gomes** on June 11, 2012 vs. WAS).
- Had spent the full 2018 season with Triple-A Buffalo, his first action at that level...Hit .233 (75-for-322) with nine doubles, a pair of triples, seven home runs and 37 RBI over 96 games for the Bisons...Threw out 14 of 48 attempted steals (29.2%).



2019:

- Hit .299 (29-for-98) in 30 games with the Blue Jays (7-2B, 5 HR, 11RBI).
- Went 60-for-243 (.247) with 18 extra-base hits in 72 games for the Bisons.
- Recalled from Triple-A Buffalo on July 27 and made his season debut that night vs. TB as he caught the 12th inning.
- Hit a [two-run shot](#) on Aug. 3 at BAL for his 1st home run of the season.
- Belted his [2nd home run](#) on Aug. 8 vs. NYY...Also singled twice and doubled for his 1st career four-hit game...Became the 19th catcher (32nd time) in team history with a four-hit game (last: **Josh Thole** - Sept. 25, 2013 at BAL).
- Hit his [3rd homer](#) on Aug. 17 vs. SEA, in what was his 10th game with the Blue Jays in 2019.
- On Aug. 30 vs. HOU, connected for his [6th career home run](#) in his 29th career contest.
- Notched his [5th home run](#) of the season on Sept. 10 vs. BOS...Became the 7th player in team history to record 7+ homers in his first 34 career games, and the 1st catcher to do so (**J.P. Arencibia** - 6).
- Singled, doubled twice and walked twice on Sept. 18 at BAL, reaching base five times in a game for the 1st time in his career.
- Recorded 38 hits in his first 44 career contests, the most ever by a Toronto catcher.

2020:

- Hit his [1st home run](#) of the season on July 25 at TB...Was his 8th career homer, three of which were game-tying homers in the 7th inning...Became the 7th player in team history to record 8+ home runs in his first 45 career games.
- Had a 0-for-18 drought, the longest of his career, before being optioned on Sept. 5 until the end of the season.
- Tied three others for the AL lead with four sacrifice hits.
- Was added to Toronto's postseason roster and made his playoff debut as a defensive replacement in Game 1 of the ALWC on Sept. 29 at TB.

Career-Highs - Statcast

	Speed/Distance	Date
Hardest Hit Ball:	107.5 MPH	June 2, 2021 vs. MIA
Furthest Hit Ball:	415 feet	Sept. 10, 2019 vs. BOS
Top Sprint Speed:	27.9 ft/s	June 11, 2021 at BOS

BLUE JAYS, MOST CONSECUTIVE GAMES WITH 1+ DOUBLE – ALL-TIME

32	07/22/2007 - 08/25/2007
31	04/10/2015 - 05/12/2015
31	06/21/2009 - 07/28/2009
31	07/09/2008 - 08/13/2008
31	04/11/2004 - 05/14/2004
29	07/27/1990 - 08/25/1990
29	08/14/1987 - 09/15/1987
27	07/16/1995 - 08/12/1995
26	08/31/2008 - 09/27/2008
26	06/24/1986 - 07/23/1986
25	08/25/2017 - 09/20/2017





MERRYWEATHER

JULIAN

67
PITCHER

BIRTHDATE October 14, 1991
 OPENING DAY AGE 30
 BIRTHPLACE Berkeley, CA
 RESIDENCE Hillsborough, CA
 INSTAGRAM @jerryweather

BATS/THROWS R/R
 HEIGHT/WEIGHT 6-4/215
 CONTRACT STATUS signed thru 2022
 M.L. SERVICE 1.114
 OPTIONS USED 3 of 4

PERSONAL:

- Julian Christopher Merryweather.
- Attended Junipero Serra High School in San Mateo, CA, where he went 8-1 in his senior season (2010).
- Pitched two seasons at Oklahoma Baptist University in Shawnee, OK, combining for a 22-5 record and a 1.73 ERA (35 ER/181.1 IP)...Recorded 11 complete games in 28 starts.
- Likes to play guitar in his free time.

LAST SEASON:

- Earned his **1st career save** as he struck out all three batters faced in the 10th inning on Opening Day at NYY...Became the 8th pitcher in team history to earn his 1st career save in extra innings (last: **Jordan Romano** - Aug. 21, 2020 at TB).
- Picked up his 2nd save with a 1-2-3 9th on April 4 at NYY...Touched 100.4 MPH, which at the time tied for the 4th-fastest pitch in team history (tracking began in 2008).
- Landed on the 60-day injured list with a left oblique strain from April 14-Sept. 7...Made six rehab appearances (two starts) across three levels, going 1-0 with a 5.40 ERA (5.0 IP, 6H, 3ER, 2BB, 7K).

Bold – career high; Red – league high

Year	Club & League	W-L	ERA	G	GS	CG	ShO	SV	IP	H	R	ER	HR	HB	BB	IBB	SO	WP	BK	AVG
2014	Mahoning Valley (NYP)	1-2	3.66	13	12	0	0	0	46.2	47	22	19	2	3	13	0	35	3	1	.260
2015	Lake County (MID)	2-3	4.08	21	4	0	0	1	70.2	89	40	32	6	4	12	1	69	4	1	.299
2016	Lynchburg (CAR)	8-2	1.03	11	11	0	0	0	61.0	47	14	7	4	1	15	0	58	6	0	.210
	Akron (EAS)	5-4	3.89	13	13	0	0	0	74.0	75	42	32	6	3	17	0	61	8	0	.255
2017	Akron (EAS)	4-2	3.38	9	9	0	0	0	50.2	37	21	19	3	5	10	0	52	3	1	.196
	Columbus (INT)	3-7	6.58	16	16	0	0	0	78.0	105	58	57	13	6	25	0	76	2	1	.327
2018									Did not play due to injury											
2019	GCL Blue Jays (GCL)	0-0	9.00	1	1	0	0	0	2.0	4	2	2	0	0	0	0	3	1	0	.400
	Dunedin (FSL)	0-0	9.00	1	1	0	0	0	4.0	5	4	4	1	0	2	0	4	2	0	.294
2020	TORONTO (AL)	0-0	4.15	8	3	0	0	0	13.0	11	6	6	0	0	6	0	15	0	0	.224
2021	Bluefield (FCL)	0-0	0.00	1	1	0	0	0	1.0	0	0	0	0	0	0	0	1	0	0	.000
	Dunedin (A)	0-0	0.00	1	1	0	0	0	1.0	1	0	0	0	0	1	0	1	0	0	.500
	Buffalo (AAA)	1-0	9.00	4	0	0	0	0	3.0	5	3	3	0	1	1	0	5	0	0	.357
	TORONTO (AL)	0-1	4.85	13	1	0	0	2	13.0	13	7	7	4	1	4	0	12	2	0	.265
Minor Totals		24-20	4.02	91	69	0	0	1	392.0	415	206	175	35	23	96	1	365	29	4	.267
MAJOR TOTALS		0-1	4.50	21	4	0	0	2	26.0	24	13	13	4	1	10	0	27	2	0	.245

TRANSACTIONS

- Selected by the Cleveland Indians in the 5th round of the 2014 First-Year Player Draft
- Traded to the Toronto Blue Jays on October 5, 2018 as the Player To Be Named Later in exchange for INF Josh Donaldson, who was acquired by the Cleveland Indians on August 31, 2018
- On injured list (right elbow tendinitis) on September 18, 2020 for the remainder of the season
- On injured list (left oblique strain) from April 14-September 7, 2021

GAME HIGHS

ML Debut	Aug. 20, 2020 vs. PHI	ER Allowed	3 – 2x, last: Sept. 10, 2021 at BAL
Innings Pitched:		HR Allowed	1 – 4x, last: Sept. 30, 2021 vs. NYY
Starter	2.0 – 2x, last: Sept. 1, 2020 at MIA	Low Hit CG	None
Reliever	2.0 – 4x, last: April 8, 2021 vs. LAA	Last Win	None
Walks:		Last Save	April 4, 2021 at NYY
Starter	2 – Sept. 17, 2020 at NYY	Last CG	None
Reliever	2 – Aug. 22, 2020 at TB	Last ShO	None
Strikeouts:		Last Start	Sept. 22, 2021 at TB
Starter	3 – 2x, last: Sept. 1, 2020 at MIA	Last Relief App.	Oct. 3, 2021 vs. BAL
Reliever	3 – 3x, last: April 1, 2021 at NYY	Longest Win Streak	None
Hits Allowed	4 – Sept. 4, 2020 at BOS	Longest Losing Streak	1G – Sept. 10, 2021 at BAL
		Scoreless Innings Streak	7.1 – Aug. 20-Sept. 1, 2020

MILESTONES

Category	Date	Opponent	Notes
Start	1 Aug. 26, 2020	Boston	ND - 2.0 IP, 1H, 0ER, 0BB, 3K
Save	1 April 1, 2021	at New York (AL)	1.0 IP, 3K



PROFESSIONAL CAREER:**MINORS:**

- Got his pro career underway in 2014 with 13 games (12 starts) for Class-A (short) Mahoning Valley where he went 1-2 with a 3.66 ERA.
- Played his entire 2015 season with Class-A Lake County...Made four starts while appearing in 21 games, going 2-3 with a 4.08 ERA and 69 strikeouts in 70.2 innings along the way.
- Started 2016 with Advanced-A Lynchburg...Went 8-2 with a 1.03 ERA and a .210 opponents' batting average across 11 starts for the Hillcats...Claimed Carolina League Pitcher of the Week on May 15 after going 2-0 with a 0.71 ERA (1 EP/12.2 IP) in two starts...Named a Mid-Season All-Star...Earned a promotion to Double-A Akron on June 26 and made 13 starts for the RubberDucks...Posted a 3.89 ERA and a 5-4 record to round out his 2016 campaign.
- Went 4-2 with a 3.38 ERA for Akron to start 2017...Earned Eastern League Player of the Week on April 30, after going 2-0 with 11 strikeouts and a 1.42 ERA (2 ER/11.2 IP)...Was promoted to Triple-A Columbus on May 29...Tossed 8.0 scoreless innings in his Triple-A debut on May 30 at Scranton/Wilkes-Barre (4H, 0BB, 8K)...Over 16 starts for the Clippers, posted a 6.58 ERA with a 3-7 record.
- Suffered a right elbow UCL sprain during 2018 spring training...Underwent Tommy John surgery on March 9...Was operated on by Dr. Keith Meister.
- Was traded from the Indians to the Blue Jays on Oct. 5 as the Player To Be Named Later for the Aug. 31 acquisition of INF **Josh Donaldson**.
- Started 2019 on the injured list...Made one rehab start for the Rookie-level GCL Blue Jays on June 24 (2.0 IP, 4H, 2ER, 3K)...Pitched in one game for the Advanced-A Dunedin Blue Jays on June 29 (4.0 IP, 5H, 4ER, 2BB, 4K)...Returned to the IL on July 7 for the remainder of the 2019 season.
- Pitched for Scottsdale in the Arizona Fall League and allowed three runs over four appearances (6.0 IP, 4H, HR, 2BB, 8K).

2020:

- Made five appearances of 2.0 innings and allowed just one run total over those 10.0 innings (4H, 4BB, 11K).
- Did not surrender a home run in his eight outings (13.0 IP).
- Started the season at the club's alternate training site in Rochester, NY, and was recalled on Aug. 18.
- Made his **MLB debut** on Aug. 20 vs. PHI (G1)...[Struck out](#) his 1st batter faced (**Alec Bohm**) and finished with three strikeouts and one hit over 1.1 innings.
- Made his 1st MLB start on Aug. 26 vs. BOS...Fanned three batters over 2.0 IP (H).
- Allowed just two hits with no runs allowed over his first four career appearances (7.1 IP)...Issued three walks and struck out 12 of the 27 batters he faced (14.73 SO/9)...Became the 10th player in team history to record 3+ K's in each of his first four MLB games, and the only one to do so with any relief appearances.
- Placed on the injured list with right elbow tendinitis from Sept. 18 for the remainder of the season.

Statcast Data

	2021	Career
Strikeout %:	21.8	24.5
Walk %:	7.3	9.1
Hard Hit %:	47.4	40.3
Fastest Pitch:	100.4 MPH	April 4, 2021 at NYY

TORONTO, LONGEST CONSECUTIVE BATTERS RETIRED STREAKS

BF	First	Last	Pitcher
26	08/04/1989	08/04/1989	Dave Stieb
25	04/13/2013	05/07/2013	Casey Janssen
25	05/31/2013	07/17/2013	Brett Cecil
25	06/17/1995	06/17/1995	David Cone
25	06/13/1991	06/19/1991	Jimmy Key
25	09/22/1982	09/28/1982	Jim Clancy





MORENO GABRIEL

70
CATCHER

BIRTHDATE February 14, 2000
OPENING DAY AGE 22
BIRTHPLACE Barquisimeto, Venezuela
RESIDENCE Barquisimeto, Venezuela
INSTAGRAM @gabriel_mo13

BATS/THROWS R/R
HEIGHT/WEIGHT 5-11/195
CONTRACT STATUS signed thru 2022
M.L. SERVICE 0.000
OPTIONS USED 1 of 3

PERSONAL:

- Gabriel Jose Moreno.
- Favourite player is four-time All-Star shortstop **Francisco Lindor**.
- Signed with the Blue Jays as an international free agent on August 3, 2016.
- Ranked by Baseball America as Toronto's 8th-best prospect going into the 2021 season.
- Listed as Toronto's top prospect (7th overall) heading into the 2022 season by both MLB Pipeline and Baseball America.

LAST SEASON:

- Appeared in seven Spring Training games, going 2-for-9 (.222) with a strikeout.
- Split the season between FCL Blue Jays (two games), Double-A New Hampshire (32 games), and Triple-A Buffalo (three games).
- Combined to hit .367 with 10 doubles, a triple, eight home runs, and 45 RBI in just 37 contests (.434 OBP, .626 SLG, 1.060 OPS).
- Placed on the injured with a fractured thumb from June 30-September 24.
- Played 22 games for the Mesa Solar Sox in the Arizona Fall League...Hits .329 (28-for-85) with 11 doubles, one home run, and 18 RBI for a .904 OPS...Named to the AFL Fall Stars Game where he went 1-for-2 with a run scored.

Bold – career high; Red – league high

Year	Club and League	AVG	G	AB	R	H	2B	3B	HR	RBI	BB	IBB	SO	SB	CS	OBP	SLG	OPS	SH	SF	HBP
2017	DSL Blue Jays (DSL)	.248	32	125	9	31	4	1	0	17	6	0	5	5	4	.274	.296	.570	0	4	0
2018	GCL Blue Jays (GCL)	.413	23	92	14	38	12	2	2	22	4	1	7	1	1	.455	.652	1.107	0	1	4
	Bluefield (APP)	.279	17	61	10	17	5	0	2	14	3	0	13	1	0	.303	.459	.762	0	2	0
2019	Lansing (MID)	.280	82	307	47	86	17	5	12	52	22	1	38	7	1	.337	.485	.822	0	5	7
2021	Blue Jays (FCL)	.750	2	4	1	3	1	0	0	0	0	0	1	0	0	.750	1.000	1.750	0	0	0
	New Hampshire (AA)	.373	32	126	29	47	9	1	8	45	14	0	22	1	2	.441	.651	1.092	0	2	3
	Buffalo (AAA)	.111	3	9	0	1	0	0	0	0	0	0	2	0	0	.200	.111	.311	0	0	1
Minor Totals		.308	191	724	110	223	48	9	24	150	49	2	88	15	8	.358	.499	.856	0	14	15

TRANSACTIONS

- Signed by the Toronto Blue Jays on August 3, 2016

PROFESSIONAL CAREER:

MINORS:

- Began his pro career as a 17-year-old with the Dominican Summer League Blue Jays in 2017, batting .248 over 32 games.
- Started 2018 in the Gulf Coast League and hit .413 while racking up 16 extra-base hits and 22 RBI in 23 contests.
- Joined Rookie-level Bluefield in August of 2018 and batted .279 across 17 games.
- Spent his entire 2019 season with Class-A Lansing and slashed .280/.337/.485 with 34 extra-base hits over 82 games.
- Caught 18 of 54 runners attempting to steal (33.3%).
- In 2020, played in one Major League Spring Training game.
- Spent the season at the club's alternate training site in Rochester, NY.
- Added to Toronto's 40-man roster in November to protect him from the Rule 5 Draft.

BIOGRAPHIES

LAST SEASON

HISTORY

RECORDS

OPPONENTS

PLAYER DEV.

MEDIA & MISC.





PALACIOS

JOSH

77

OUTFIELDER

BIRTHDATE July 30, 1995
 OPENING DAY AGE 26
 BIRTHPLACE Brooklyn, NY
 RESIDENCE Brooklyn, NY
 INSTAGRAM @p_lo_numero1

BATS/THROWS L/R
 HEIGHT/WEIGHT 6-1/200
 CONTRACT STATUS signed thru 2022
 M.L. SERVICE 0.024
 OPTIONS USED 1 of 3

PERSONAL:

- Joshua John Palacios.
- Brother of **Richard Palacios**, an infielder who was drafted by Cleveland in the 3rd round in the 2018 First-Year Player Draft...Nephew of former MLB player, **Rey Palacios**, who played parts of three seasons (1988-1990) for the Kansas City Royals.
- Attended San Jacinto College for two seasons before transferring to Auburn University...Batted .385 with a 1.071 OPS in 34 games for the Tigers in 2016 before suffering a wrist injury.

LAST SEASON:

- Recalled from the alternate site and made his MLB debut on April 9 vs. LAA, starting the game in right field before moving to left field in the 3rd inning...Finished the night 0-for-3 with a hit-by-pitch and two strikeouts.
- Notched his **1st MLB hit** on April 10 vs. LAA, picking up a bunt single in the 2nd inning before finishing the night **4-for-4** with four runs and a walk...Became the 2nd player in AL history with 4+ hits and 4+ runs in one of his first two career games (also: Milwaukee's **Wid Conroy** - April 25, 1901)...Also became the 2nd player in Blue Jays history to have a four-hit game within his first two MLB contests, joining **J.P. Arencibia** (4H on Aug. 7, 2010 vs. TB), and is the only Blue Jay to reach base five times in a single contest within his first two games.
- Hit .241 with two doubles and two RBI in 16 total games for Triple-A Buffalo...Was on the Minor League injured list with a hand injury from May 10-Aug. 12.
- Recalled from the Bisons on Aug. 23 for his 2nd stint with Toronto...Went 0-for-7 in three games before being optioned on Aug. 30.

Bold – career high; Red – league high

Year	Club and League	AVG	G	AB	R	H	2B	3B	HR	RBI	BB	IBB	SO	SB	CS	OBP	SLG	OPS	SF	SH	HBP
2016	GCL Blue Jays (GCL)	.265	13	49	10	13	3	0	0	4	3	0	6	4	1	.321	.327	.648	0	0	1
	Vancouver (NWL)	.355	28	110	15	39	7	3	0	13	14	0	17	4	2	.437	.473	.910	0	0	2
	Lansing (MID)	.342	9	38	2	13	3	0	0	1	1	0	3	0	2	.375	.421	.796	0	0	1
2017	Lansing (MID)	.280	91	368	65	103	18	3	2	39	42	0	78	12	6	.360	.361	.721	0	3	6
2018	Dunedin (FSL)	.292	125	507	62	148	30	5	8	78	47	2	125	15	9	.357	.418	.775	1	2	5
	New Hampshire (EAS)	.000	1	3	0	0	0	0	0	0	0	0	2	0	0	.000	.000	.000	0	0	0
2019	New Hampshire (EAS)	.266	82	286	43	76	18	2	7	38	45	1	70	15	5	.371	.416	.787	1	4	5
2021	Blue Jays (FCL)	.500	2	4	2	2	1	0	0	2	4	0	0	0	0	1.750	.750	1.500	0	0	0
	Dunedin (A)	1.000	1	2	0	2	0	0	0	0	0	0	0	0	0	1.000	1.000	2.000	0	0	0
	Buffalo (AAA)	.241	16	54	7	13	2	0	0	2	5	0	16	1	2	.349	.278	.627	0	0	4
	TORONTO (AL)	.200	13	35	7	7	0	0	0	4	3	0	11	0	0	.293	.200	.493	1	1	2
	Minor Totals	.288	368	1421	206	409	82	13	17	177	161	3	317	51	29	.368	.400	.768	2	9	24
	MAJOR TOTALS	.200	13	35	7	7	0	0	0	4	3	0	11	0	0	.293	.200	.493	1	1	2

TRANSACTIONS

- Selected by the Toronto Blue Jays in the 4th round of the 2016 First-Year Player Draft

GAME HIGHS

ML Debut	April 9, 2021 vs. LAA	Stolen Bases	None
Runs	4 – April 10, 2021 vs. LAA	Last ML Home Run	None
Hits	4 – April 10, 2021 vs. LAA	Longest Hitting Streak	2G – April 13-14, 2021
Home Runs	None	Longest On-Base Streak	2G – 2x, last: April 13-14, 2021
RBI	2 – April 13, 2021 vs. NYY	Longest Hitless Streak	15AB – April 17, 2021-current

MILESTONES

Category	Date	Opponent	Pitcher	Notes
Hit	1 April 10, 2021	Los Angeles (AL)	Quintana	Infield single
RBI	1 April 10, 2021	Los Angeles (AL)	Barria	Single



PROFESSIONAL CAREER:

MINORS:

- Played at three different levels in 2016 (Rookie, Class-A (short), Class-A), combining to hit .330 with an .824 OPS.
- Spent all of 2017 with Class-A Lansing, recording 18 doubles, three triples, and a pair of home runs in 91 games.
- Set personal bests in 2018 with 126 games played, 148 hits, 30 doubles, five triples, eight homers, and 78 RBI.
- Named a 2018 Florida State League Post-Season All-Star...Led the FSL in hits and RBI while ranked 2nd in doubles, 2nd in total bases (212), 6th in average (.292), 7th in OBP (.357), 8th in OPS (.775), and 9th in slugging (.418).
- Spent the entire 2019 season with Double-A New Hampshire...Landed on the injured list from April 29-May 28...Homered in back-to-back games on Aug. 9 and 10...Finished the campaign strong with three doubles, three home runs, and six RBI while going 9-for-29 (.310) over his last eight games...Slashed .280/.376/.469 with five of his seven homers after the All-Star break.
- In 2020, played in 13 games during Spring Training, going 2-for-21 with two runs scored, a double, and three RBI.
- Joined the 60-player pool for Summer Camp at Rogers Centre in July and spent the season at the club's alternate training site.
- Added to Toronto's 40-man roster at the end of the year to protect him from the Rule 5 Draft.

Career-Highs - Statcast

	Speed/Distance	Date
Hardest Hit Ball:	104.4 MPH	April 10, 2021 vs. LAA
Furthest Hit Ball:	391 feet	April 15, 2021 at KC
Top Sprint Speed:	29.8 ft/s	April 10, 2021 vs. LAA

200 HOME RUNS

The Blue Jays have had 12 seasons in which they hit at least 200 home runs. Toronto hit a club-record 262 home runs in 2021 to lead the Majors.

Season	Home Runs
2021	262
2010	257
2019	247
2000	244
2015	232
2017	222
2016	221
1998	221
2018	217
1987	215
1999	212
2009	209





PEARSON

NATE

24

PITCHER

BIRTHDATE August 20, 1996
 OPENING DAY AGE 25
 BIRTHPLACE Odessa, FL
 RESIDENCE Odessa, FL
 INSTAGRAM @npearson24

BATS/THROWS R/R
 HEIGHT/WEIGHT 6-6/255
 CONTRACT STATUS signed thru 2022
 M.L. SERVICE 1.061
 OPTIONS USED 1 of 3

PERSONAL:

- Nathan Alexander Pearson.
- Attended Florida International for a year before transferring to Central Florida Community College in Ocala, FL...Went 5-2 with a 1.56 ERA in his 13 starts for Patriots in 2017 and struck out 118 batters over 81.0 innings (23 walks).
- Ranked by Baseball America as Toronto's 4th-best prospect after the 2017 season (91st overall), 6th after 2018 (70th overall) and then was ranked as the club's top prospect at the end of 2019.
- Ranked by MLB as Toronto's No. 1 prospect heading into 2020...Listed as Baseball America's 7th-best overall prospect.
- Ranked 14th overall and the Blue Jays' No. 1 by Baseball America heading into 2021...Named No. 1 RHP prospect by MLB Pipeline, as well as 10th overall and Toronto's No.1...Listed as Toronto's 2nd-best prospect by Baseball America (62nd overall) entering the 2022 season.
- Spends his leisure time golfing, jet skiing, and watching movies.

LAST SEASON:

- Entered the season as Toronto's top-rated prospect by MLB and Baseball America...Named top RHP prospect by MLB Pipeline.
- Made 12 appearances for Triple-A Buffalo (six starts), going 1-3 with a 4.40 ERA and a .189 AVG (30.2 IP, 21H, 15ER, 4HR, 13BB, 44K).
- Placed on injured list from March 29-April 28 with a right adductor strain...Also landed on the Minor League IL from June 22-Aug. 13.
- Called up from Triple-A Buffalo on May 9 and lasted 2.1 innings in his only MLB start of the season (5th career start) at HOU (4H, 3ER, 5BB, OK).
- Recalled again from Buffalo on Sept. 1 and made 11 relief appearances to close out the year.
- Went 1-0 with a 2.84 ERA (4 ER/12.2 IP), seven walks, and 20 strikeouts for a 1.34 WHIP out of the bullpen.
- Earned his 2nd career win on Sept. 11 at BAL with 2.0 scoreless frames (H, 2BB, 2K).
- Fanned four batters, his personal high as a reliever, over 2.0 hitless innings on Sept. 30 vs. NYY.
- Threw a [101.8 MPH fastball](#) on Sept. 30 vs. NYY, the fastest ever tracked (since 2008) by a Blue Jays pitcher, breaking his own 101.5 MPH record from Sept. 25, 2020.

Bold – career high; Red – league high

Year	Club & League	W-L	ERA	G	GS	CG	ShO	SV	IP	H	R	ER	HR	HB	BB	IBB	SO	WP	BK	AVG
2017	GCL Blue Jays (GCL)	0-0	0.00	1	1	0	0	0	1.0	1	0	0	0	0	0	0	2	0	0	.250
	Vancouver (NWL)	0-0	0.95	7	7	0	0	0	19.0	6	2	2	0	0	5	0	24	2	0	.097
2018	Dunedin (FSL)	0-1	10.80	1	1	0	0	0	1.2	5	3	2	1	0	0	0	1	1	0	.500
2019	Dunedin (FSL)	3-0	0.86	6	6	0	0	0	21.0	10	2	2	0	0	3	0	35	0	0	.139
	New Hampshire (EAS)	1-4	2.59	16	16	0	0	0	62.2	41	18	18	4	2	21	0	69	6	0	.186
	Buffalo Bisons (INT)	1-0	3.00	3	3	0	0	0	18.0	12	6	6	2	1	3	0	15	2	0	.185
2020	TORONTO (AL)	1-0	6.00	5	4	0	0	0	18.0	14	15	12	5	0	13	0	16	1	0	.209
2021	Buffalo (AAA)	1-3	4.40	12	6	0	0	0	30.2	21	15	15	4	4	13	0	44	5	1	.189
	TORONTO (AL)	1-1	4.20	12	1	0	0	0	15.0	14	8	7	2	0	12	1	20	5	0	.237
	Minor Totals	6-8	2.63	46	40	0	0	0	154.0	96	46	45	13	7	45	0	190	16	1	.176
	MAJOR TOTALS	2-1	5.18	17	5	0	0	0	33.0	28	23	19	7	0	25	1	36	6	0	.222

WILD CARD RECORD

Year	Club and Opp.	W-L	ERA	G	GS	CG	ShO	SV	IP	H	R	ER	HR	HB	BB	IBB	SO	WP	BK	AVG
2020	TOR vs. TB	0-0	0.00	1	0	0	0	0	2.0	0	0	0	0	0	0	0	5	0	0	.000

TRANSACTIONS

- Selected by the Toronto Blue Jays in the 1st round (28th overall) of the 2017 First-Year Player Draft
- On injured list (right elbow tightness) from Aug. 19-Sept. 23, 2020
- On injured list (right adductor strain) from March 29-April 28, 2021



GAME HIGHS

ML Debut	July 29, 2020 at WAS	ER Allowed	5 – Aug. 18, 2020 at BAL
Innings Pitched:		HR Allowed	3 – Aug. 18, 2020 at BAL
Starter	5.0 – 2x, last: Aug. 6, 2020 at ATL	Low Hit CG	None
Reliever	2.0 – 2x, last: Sept. 30, 2021 vs. NYY	Last Win	Sept. 11, 2021 at BAL(1)
Walks:		Last Save	None
Starter	5 – May 9, 2021 at HOU	Last CG	None
Reliever	2 – Sept. 11, 2021 at BAL(1)	Last ShO	None
Strikeouts:		Last Start	May 9, 2021 at HOU
Starter	5 – 2x, last: Aug. 6, 2020 at ATL	Last Relief App.	Oct. 3, 2021 vs. BAL
Reliever	4 – Sept. 30, 2021 vs. NYY	Longest Win Streak	1G – 2x, last: Sept. 11, 2021 at BAL(1)
Hits Allowed	5 – Aug. 12, 2020 vs. MIA	Longest Losing Streak	1G – May 9, 2021 at HOU
		Scoreless Innings Streak	6.0 – Sept. 22, 2021-current

MILESTONES

Category	Date	Opponent	Notes
Start	1 July 29, 2020	at Washington	ND - 5.0 IP, 2H, 0ER, 2BB, 5K
Win	1 Sept. 25, 2020	Baltimore	as a reliever - 1.2 IP, 1H, 0ER, 1BB, 2K

PROFESSIONAL CAREER:

MINORS:

- Made eight starts in his 1st pro season in 2017: one for the GCL Blue Jays and seven for Class-A (short) Vancouver...Combined for a 0.90 ERA as he allowed just two runs over 20.0 innings while striking out 26 batters (0.60 WHIP).
- Made just one start in 2018 before having his season ended with a fractured right ulna when he was hit by a line drive.
- Played for the Surprise Saguaros in the Arizona Fall League and went 2-2 over six starts...Had his fastball reach as high as 104 MPH while there and was named to both the 2018 AFL Rising Stars Team and the All-Prospect Team.
- Started his 2019 campaign with Advanced-A Duncedin and posted a 0.86 ERA across six starts...Earned a promotion to Double-A New Hampshire on May 7 and held a 2.59 ERA in his 16 starts for the Fisher Cats...Was selected to the Futures Game where he threw a hitless inning with two strikeouts...Touched 101 MPH with his fastball on four occasions...Finished the year with three starts for Triple-A Buffalo...Went 1-0 while allowing six runs over 18.0 innings for a 3.00 ERA and a 0.83 WHIP (15K/3BB)...Threw 7.0 shutout innings in his Triple-A debut on Aug. 20 at Rochester...Allowed three hits and struck out three batters without issuing a walk on what was his 23rd birthday.


2020:

- Entered the season as Toronto's top-rated prospect by MLB and Baseball America (7th overall by BA; 8th overall by MLB).
- Made his **MLB Debut** on July 29 at WAS...Threw 5.0 scoreless innings, taking a no-decision as the Jays were shutout, 4-0, by **Max Scherzer** and the Nationals...Allowed two hits and two walks while striking out five batters...**Punched out** the 1st batter he faced (**Trea Turner**), becoming the 7th pitcher in team history to debut as a starter and strike out the 1st batter faced (last: **Matt Boyd** on June 27, 2015 vs. TEX)...Became the 3rd pitcher in Blue Jays history to throw 5+ scoreless innings in an MLB debut, joining **Mauro Gozzo** (Aug. 8, 1989 vs. TEX) and **Trent Thornton** (March 31, 2019 vs. DET)...Also became the 49th player in team history to make his MLB debut as a starting pitcher, following up **Thomas Hatch** from three days earlier (July 26 at TB).
- Earned a no-decision on Aug. 6 at ATL where he allowed three runs over 5.0 frames (2H, 3BB, 5K).
- Made his 1st start at home on Aug. 12 vs. MIA...Lasted 2.1 frames while allowing seven runs (four earned) with five hits, four walks and one strikeout...Walked four batters for the 1st time in his professional career.
- Two days before his 24th birthday, on Aug. 18 at BAL, made his 5th start and threw 4.0+ frames while allowing a season-high five earned runs and three home runs (3BB, 3K).
- Placed on the injured list from Aug. 19-Sept. 23 with right elbow tightness.
- Pitched in relief for the 1st time on Sept. 25 vs. BAL...Earned his 1st career win with 1.2 scoreless innings (1H, 1BB, 2K)...Struck out the 1st batter he faced (**Austin Hays**) with a **101.5 MPH** fastball, then the fastest pitch ever recorded by a Blue Jay (tracking began in 2008), surpassing the 101.2 MPH pitch by **Brandon Morrow** on Sept. 10, 2014 vs. CHC.
- Made his postseason debut in Game 2 of the ALWC on Sept. 30 at TB...Fired 2.0 frames in relief and retired all six batters faced...**Fanned five** hitters, the most by a reliever making his 1st career postseason appearance in club history...Became the 5th rookie all-time to strike out the first three batters faced in a postseason career, joining **John Candelaria** (4 in 1975) **Alan Hembree** (3 in 1995), **Dave Riske** (3 in 2001) and **Craig Kimbrel** (3 in 2010).

Statcast Data

	2021	Career
Strikeout %:	28.2	23.7
Walk %:	16.9	16.4
Hard Hit %:	46.2	41.8
Fastest Pitch:	101.8 MPH	Sept. 30, 2021 vs. NYY





NON-ROSTER

PHELPS DAVID

35

PITCHER

BIRTHDATE October 9, 1986
 OPENING DAY AGE 35
 BIRTHPLACE St. Louis, MO
 RESIDENCE Pittsburgh, PA
 INSTAGRAM NA

BATS/THROWS R/R
 HEIGHT/WEIGHT 6-2/200
 CONTRACT STATUS signed thru 2022
 M.L. SERVICE 9.156
 OPTIONS USED 1 of 3

PERSONAL:

- David Edward Phelps.
- Married to Maria with three daughters, Adeline, Eloise and Genevieve, and a son, Jackson.
- His older brother, Mike, pitched in the Cubs organization from 2005-2008.
- Attended Hazelwood West High School in Florissant, Missouri, where he was 14-4 with 2.96 ERA in 27 games (17 starts) with 172 strikeouts.
- Played in three seasons at the University of Notre Dame...As a sophomore in 2007, became the 2nd Notre Dame pitcher to record at least 100 strikeouts (102) and an ERA under 2.00 (1.88) in a single season, joining **Aaron Heilman**...In his junior year, went 5-5 with 4.65 ERA while leading the club in starts (14), innings (93.0) and strikeouts (75).

LAST SEASON:

- Allowed just a single earned run over 11 appearances (10.1 IP) with 15 strikeouts and four walks for a 0.87 ERA and a 1.16 WHIP.
- Opened on April 9 vs. LAA...Threw a scoreless inning with a walk and a pair of strikeouts...Marked his first start since July 3, 2019 vs. BOS.
- Left the game on May 5 at OAK after warmup with discomfort in his right shoulder...Placed on the injured list with a right lat strain...Underwent surgery on his lat on May 24 and was out for the remainder of the season.

Bold - career high; Red - league high

Year	Club & League	W-L	ERA	G	GS	CG	ShO	SV	IP	H	R	ER	HR	HB	BB	IBB	SO	WP	BK	AVG
2008	Staten Island (NYP)	8-2	2.72	15	15	0	0	0	72.2	67	28	22	4	1	18	0	52	1	1	.245
2009	Charleston (SAL)	10-3	2.80	19	19	0	0	0	112.2	117	48	35	9	4	25	0	90	5	2	.272
	Tampa (FSL)	3-1	1.17	7	7	0	0	0	38.1	34	9	5	1	0	6	0	32	2	0	.234
2010	Trenton (EAS)	6-0	2.04	14	14	0	0	0	88.1	63	21	20	2	2	13	0	84	2	3	.199
	Scranton/W-B (INT)	4-2	3.07	12	11	0	0	0	70.1	76	31	24	4	1	23	0	57	1	1	.274
2011	GCL Yankees (GCL)	1-1	0.00	2	2	0	0	0	7.0	4	2	0	0	0	1	0	5	0	0	.154
	Scranton/W-B (INT)	6-6	3.19	18	18	1	1	0	107.1	115	42	38	11	4	26	0	90	0	0	.278
2012	Tampa (FSL)	0-0	0.00	2	2	0	0	0	5.1	7	0	0	0	0	1	0	5	0	0	.350
	Trenton (EAS)	1-0	0.00	1	1	0	0	0	6.2	1	0	0	0	0	1	0	11	0	0	.048
	Scranton/W-B (INT)	1-0	0.00	1	1	0	0	0	6.2	4	0	0	0	0	3	0	7	0	0	.167
	NEW YORK (AL)	4-4	3.34	33	11	0	0	0	99.2	81	38	37	14	6	38	2	96	2	2	.223
2013	Trenton (EAS)	0-0	3.52	2	2	0	0	0	7.2	5	3	3	2	0	5	0	12	0	0	.185
	NEW YORK (AL)	6-5	4.98	22	12	0	0	0	86.2	88	50	48	8	5	35	1	79	2	0	.265
2014	NEW YORK (AL)	5-5	4.38	32	17	1	0	1	113.0	115	62	55	13	7	46	2	92	2	1	.263
2015	MIAMI (NL)	4-8	4.50	23	19	0	0	0	112.0	119	59	56	11	4	33	0	77	2	0	.272
2016	MIAMI (NL)	7-6	2.28	64	5	0	0	4	86.2	61	23	22	6	2	38	6	114	0	1	.197
2017	MIAMI (NL)	2-4	3.45	44	0	0	0	0	47.0	42	20	18	5	0	21	3	51	0	0	.243
	SEATTLE (AL)	2-1	3.12	10	0	0	0	0	8.2	9	3	3	0	1	5	0	11	0	0	.266
2018	Did not play due to injury																			
2019	Dunedin (FSL)	0-0	0.00	1	0	0	0	0	1.0	1	0	0	0	0	0	0	1	0	0	.250
	Buffalo (INT)	1-0	0.00	3	1	0	0	0	2.1	2	0	0	0	0	0	0	3	0	0	.222
	TORONTO (AL)	0-0	3.63	17	1	0	0	0	17.1	14	7	7	3	1	7	1	18	1	0	.222
	CHICAGO (NL)	2-1	3.18	24	0	0	0	1	17.0	17	7	6	2	0	10	0	18	2	0	.262
2020	MILWAUKEE (NL)	2-3	2.77	12	0	0	0	0	13.0	7	5	4	2	1	2	0	20	1	0	.156
	PHILADELPHIA (NL)	0-1	12.91	10	0	0	0	0	7.2	12	11	11	5	0	3	0	11	0	0	.353
2021	TORONTO (AL)	0-0	0.87	11	1	0	0	0	10.1	8	2	1	0	1	4	0	15	0	0	.216
Minor Totals		41-15	2.51	97	93	1	1	0	526.1	496	184	147	33	12	122	0	449	11	7	.250
MAJOR TOTALS		34-38	3.90	302	66	1	0	6	619.0	573	287	268	69	28	242	15	602	12	4	.246

DIVISION SERIES RECORD

Year	Club and Opp.	W-L	ERA	G	GS	CG	ShO	SV	IP	H	R	ER	HR	HB	BB	IBB	SO	WP	BK	AVG
2012	NY vs. BAL	0-1	6.75	1	0	0	0	0	1.1	2	1	1	0	0	0	0	1	0	0	.333



LEAGUE CHAMPIONSHIP SERIES RECORD

Year	Club and Opp.	W-L	ERA	G	GS	CG	ShO	SV	IP	H	R	ER	HR	HB	BB	IBB	SO	WP	BK	AVG
2012	NY Yankees vs. DET	0-1	9.00	2	0	0	0	0	2.0	5	3	2	0	0	1	0	1	0	0	.417

TRANSACTIONS

- Selected by the New York Yankees in the 14th round of the 2008 First-Year Player Draft
- On disabled list (right forearm strain) from July 5-September 13, 2013
- On disabled list (right elbow inflammation) from August 4-September 11, 2014
- Traded to the Miami Marlins along with 3B Martin Prado in exchange for RHP Nathan Eovaldi, RF Garrett Jones and RHP Domingo German on December 19, 2014
- On disabled list (right forearm strain) on August 17, 2015 for the remainder of the season
- On disabled list (left oblique strain) from August 27-September 10, 2016
- Traded to the Seattle Mariners in exchange for CF Brayan Hernandez, RHP Pablo Lopez, RHP Brandon Miller and RHP Lukas Schiraldi on July 20, 2017
- On disabled list (right elbow impingement) from August 8-22, 2017
- On disabled list (right elbow posterior impingement) on August 31, 2017 for the remainder of the season
- On disabled list (right elbow UCL construction) on March 26, 2018 for the remainder of the season
- Signed by the Toronto Blue Jays on January 11, 2019
- On injured list (Tommy John surgery recovery) from March 25-June 16, 2019
- Traded to the Chicago Cubs along with cash considerations in exchange for RHP Thomas Hatch
- Signed by the Milwaukee Brewers on January 30, 2020
- Traded to the Philadelphia Phillies in exchange for three Players To Be Named Later (RHP Juan Geraldo, RHP Israel Puelo and RHP Brandon Ramey)
- Signed by the Toronto Blue Jays on February 11, 2021
- On injured list (right lat strain) on May 6 for the remainder of the season
- Signed by the Toronto Blue Jays on November 29, 2021

GAME HIGHS

ML Debut	April 8, 2012 at TB	ER Allowed	9 – 2x, last: June 6, 2015 at COL
Innings Pitched:		HR Allowed	2 – 15x, last: Sept. 14, 2020 at MIA
Starter	8.0 – June 11, 2015 vs. COL	Low Hit CG	5 – (5.0 IP) July 23, 2014 vs. TEX
Reliever	5.1 – April 14, 2012 vs. LAA	Last Win	Aug. 15, 2020 at CHC
Walks:		Last Save	Aug. 5, 2019 vs. OAK
Starter	6 – Sept. 1, 2012 vs. BAL	Last CG	(5.0 IP) July 23, 2014 vs. TEX
Reliever	3 – 5x, last: Aug. 25, 2017 at LAA	Last ShO	None
Strikeouts:		Last Start	July 3, 2019 vs. BOS
Starter	9 – Aug. 20, 2016 at PIT	Last Relief App.	Sept. 22, 2020 at WAS
Reliever	9 – April 26, 2013 vs. TOR	Longest Win Streak	4G – 2x, last: July 31-Sept. 2, 2019
Hits Allowed	11 – June 6, 2015 at COL	Longest Losing Streak	5G – June 21-Aug. 5, 2015
		Scoreless Innings Streak	12.1 – July 19-Aug. 13, 2012

MILESTONES

Category	Date	Opponent	Notes
Start	1 May 3, 2012	at Kansas City	L - 4.0 IP, 6H, 2ER, 1HR, 0BB, 5K
Win	1 May 14, 2012	at Baltimore	as a reliever - 1.0 IP, 3H, 0ER, 0BB, 1K
Save	1 April 10, 2014	Boston	2.1 IP, 3K

PROFESSIONAL CAREER:

MINORS:

- Named 2010 Yankees Minor League Pitcher of the Year after combining to go 10-2 with a 2.50 ERA (44 ER/158.2 IP) and 141 strikeouts in 26 games (25 starts) between Double-A Trenton and Triple-A Scranton/Wilkes-Barre...Named to the Eastern League Mid-Season All-Star team but did not appear in the game due to his promotion to SWB.
- Spent his 2011 season with Scranton/Wilkes-Barre and the GCL Yankees...In 18 starts with the RailRiders, was 6-6 with 3.19 ERA (38 ER/107.1 IP) and 90 strikeouts.

2012:

- Named to his 1st career Opening Day roster...Made his **MLB debut** on April 8 at TB and retired the only two batters he faced, including a strikeout of **Elliot Johnson** to begin his career.
- Picked up his 1st Major League win on May 14 at BAL, tossing 1.0 scoreless inning in relief (3H, 1K).
- In 33 games (11 starts) with the Yankees, went 4-4 with 3.34 ERA (37 ER/99.2 IP) with 96 strikeouts...His 3.34 ERA ranked 3rd lowest among AL rookies and 4th lowest among all rookies.
- Ranked 2nd among AL rookies in opponents' batting average (.223) and 8th in strikeouts (96).
- Over his 11 starts, was 2-2 with a 3.77 ERA (24 ER/57.1 IP) and 54 strikeouts...As a reliever, went 2-2 with a 2.76 ERA (13 ER/42.1 IP) with 42 strikeouts in 22 appearances.
- From July 19-Sept. 23, did not allow a run in nine consecutive relief appearances (12.1 IP).
- Made three relief appearances for New York in the postseason...In Game 4 of ALDS vs. BAL, allowed one run in 1.1 innings of work...In the opening game of the ALCS vs. Detroit, gave up two runs on three hits and a walk over 1.0 inning...Allowed one unearned run on a pair of hits in 1.0 inning of work in Game 3.



2013:

- In 22 games, went 6-5 with a 4.98 ERA (48 ER/86.2 IP) and 79 strikeouts.
- In his 12 starts, was 5-4 with a 4.93 ERA (36 ER/65.2 IP), including 53 strikeouts...As a reliever, went 1-1 with a 5.14 ERA (12 ER/21.0 IP).
- Missed 62 games while on disabled list from July 6-Sept. 14 with a right forearm strain.

2014:

- Went 5-5 with a 4.38 ERA (55 ER/113.0 IP) and 92 strikeouts across 32 games.
- In his 17 starts, was 5-5 with a 4.28 ERA (46 ER/96.2 IP) and 73 strikeouts...In 15 relief outings, posted a 4.96 ERA (9 ER/16.1 IP) with 19 strikeouts.
- Earned his 1st career save on April 10 vs. BOS, retiring all seven batters faced over 2.1 scoreless innings (3K).
- Picked up his 1st career complete game in a rain-shortened contest on July 23 at Texas (5.0 IP).
- From June 13-July 23, went 4-0 with a 2.96 ERA (16 ER/48.2 IP) and 40 strikeouts in eight starts for the longest winning streak of his career.
- Landed on the disabled list from Aug. 4-Sept. 11 with right elbow tendinitis.

2015:

- Joined the Marlins and was 4-8 with a 4.50 ERA (56 ER/112.0 IP) and 77 strikeouts in 23 games.
- In 19 starts, went 4-8 with a 4.39 ERA (52 ER/106.2 IP) with 73 strikeouts...As a reliever, posted a 6.75 ERA (4 ER/5.1 IP) with four strikeouts in four appearances.
- From April 23-May 15, posted five consecutive starts of at least 6.0 innings with two-or-fewer earned runs allowed.
- On Aug. 16 at STL, sustained a stress fracture in right forearm, which brought an end to his 2015 campaign.

2016:

- Went 7-6 with four saves, a 2.28 ERA (22 ER/86.2 IP) and 114 strikeouts in 64 games (five starts).
- Posted career-bests in wins (7), saves (4), ERA (2.28), strikeouts (114), opponents' batting average (.197) and holds (25).
- Among NL relievers, ranked 9th in ERA (2.31), 12th in strikeouts (82) and 17th in opponents' batting average (.203).

2017:

- Went 4-5 with 21 holds, 62 strikeouts and a 3.40 ERA (21 ER/55.2 IP) across 54 relief outings.
- Started the season with Miami and made 44 appearances for the Marlins (3.45 ERA).
- Traded to Seattle on July 20 and went 2-1 for the Mariners (3.12 ERA).
- Hit the disabled list twice after his trade to Seattle...Had a right elbow impingement injury from Aug. 7-23...Suffered a right elbow posterior impingement and landed on the DL from Sept. 1 through the end of the season...At the time of his Aug. 8 DL stint, he ranked 2nd among all relievers in holds (21) and T-15th in innings pitched (54.0).

2018:

- Suffered an injury in spring training, tearing his ulnar collateral ligament in a game on March 21.
- Missed the entire regular season after undergoing "Tommy John" surgery, performed by Dr. James Andrews on March 26.

2019:

- Went a combined 2-1 with a 3.41 ERA and one save in 41 games (one start) between the Blue Jays and the Cubs.
- Stranded 17 of 23 inherited runners (73.9%).
- Signed with Toronto in January and began the season on the 10-day injured list recovering from Tommy John surgery...Was transferred to the 60-day injured list on May 15 and reinstated on June 17 after making four rehab appearances between Advanced-A Dunedin (1G) and Triple-A Buffalo (3G).
- Went 0-0 with a 3.63 ERA in 17 games (one start) with the Jays.
- Made his only start of 2019 on July 3 vs. BOS (1.0 IP, 1BB, 1K).
- Traded to the Cubs along with cash in exchange for **Thomas Hatch** on July 30.
- Went 2-1 with a 3.18 ERA and one save in 24 relief appearances with Chicago.
- Notched his only save of the season on Aug. 5 vs. OAK.

2020:

- Struck out 21 of the 45 (46.7%) left-handed batters he faced and had a 36.5% strikeout rate overall (31 SO/85 BF).
- Held lefties to a .190 AVG (8-for-42).
- Started the season with the Brewers and kept a 0.69 WHIP and a 2.84 ERA over 12 games (4 ER/13.0 IP).
- Acquired by the Phillies on Aug. 31 for three players to be named later.
- His appearance on Sept. 11 (G2) at MIA was his first ever against the Marlins, the last of the 30 teams he had not yet faced.

Statcast Data

	2021	Career
Strikeout %:	35.7	24.9
Walk %:	9.5	9.1
Hard Hit %:	36.4	35.2
Fastest Pitch:	98.3 MPH	July 19, 2016 at PHI





RICHARDS

TREVOR

33
PITCHER

BIRTHDATE May 15, 1993
 OPENING DAY AGE 28
 BIRTHPLACE..... Aviston, IL
 RESIDENCE..... Aviston, IL
 INSTAGRAM..... @trevrchrds

BATS/THROWS R/R
 HEIGHT/WEIGHT 6-2/205
 CONTRACT STATUS..... signed thru 2022
 M.L. SERVICE 3.084
 OPTIONS USED 3 of 3

PERSONAL:

- Trevor Michael Richards.
- Trevor and his wife, Aunna, married in November of 2019 in the chapel at Drury University...Trevor graduated from Drury and returns there for offseason workouts...Drury is a small private school with an enrollment of less than 1,600 undergraduates...Trevor is just the 6th major leaguer in its history and the first since outfielder **Bill Virdon** finished playing in 1968.
- After pitching for the independent Gateway Grizzlies in 2015, entered the hiring process for the U.S. Border Patrol...He decided to give baseball one more shot in 2016 and signed with Miami that July.

LAST SEASON:

- Pitched for Tampa Bay, Milwaukee, and Toronto, combining to go 7-2 with a 3.50 ERA (25 ER/64.1 IP) over 53 games... The seven wins and 53 outings were both career marks.
- Started the season with the Rays, posting a 4.50 ERA (6 ER/12.0 IP) over nine appearances.
- Traded to Milwaukee as part of a four-player deal on May 21.
- Notched his [1st professional save](#) on April 20 at KC (3.0 IP in a 14-7 win).
- Went 3-0 with a 3.20 ERA (7 ER/19.2 IP) in 15 games for the Brewers.
- Put together a career-long 10.2 scoreless innings streak over eight appearances from June 1-21.
- Acquired from the Brewers along with **Bowden Francis** for **Rowdy Tellez** on July 6.
- Made his Blue Jays debut on July 7 at BAL with a 1-2-3 6th inning (1K).
- Earned his 1st win as a Blue Jay on July 24 at NYM (1.0 IP, 1H, 3K), improving to 4-0 overall this season.
- Went 4-2 with a 3.31 ERA and a 0.80 WHIP in 32 games with Toronto.

Bold – career high; Red – league high

Year	Club & League	W-L	ERA	G	GS	CG	SHO	SV	IP	H	R	ER	HR	HB	BB	IBB	SO	WP	BK	AVG
2016	Batavia (NYP)	0-0	1.69	3	1	0	0	0	10.2	9	5	2	1	0	2	0	15	4	0	.225
	Greensboro (SAL)	2-3	2.68	8	8	0	0	0	43.2	29	17	13	3	6	14	0	38	7	0	.186
2017	Jacksonville (SOU)	5-7	2.87	14	14	0	0	0	75.1	67	32	24	4	3	18	1	77	3	0	.231
	Jupiter (FSL)	7-4	2.17	13	11	0	0	0	70.2	54	21	17	2	5	12	0	81	4	0	.204
2018	New Orleans (PCL)	3-2	2.06	6	6	0	0	0	39.1	31	10	9	4	2	4	0	37	0	0	.215
	MIAMI (NL)	4-9	4.42	25	25	0	0	0	126.1	121	65	62	15	5	54	5	130	8	1	.253
2019	Durham (INT)	0-0	1.69	3	3	0	0	0	5.1	4	1	1	0	0	4	0	8	1	0	.200
	MIAMI (NL)	3-12	4.50	23	20	0	0	0	112.0	104	56	56	16	5	51	6	103	4	0	.248
	TAMPA BAY (AL)	3-0	1.93	7	3	0	0	0	23.1	23	7	5	3	0	5	0	24	0	0	.253
2020	TAMPA BAY (AL)	0-0	5.91	9	4	0	0	0	32.0	44	24	21	6	0	11	0	27	1	0	.321
2021	Durham (AAA)	1-0	0.00	7	0	0	0	0	7.1	3	0	0	0	0	1	0	12	0	0	.120
	TAMPA BAY (AL)	0-0	4.50	6	0	0	0	1	12.0	9	6	6	2	0	3	0	16	1	0	.205
	MILWAUKEE (NL)	3-0	3.20	15	0	0	0	0	19.2	15	7	7	3	0	9	1	25	6	0	.208
	TORONTO (AL)	4-2	3.31	32	0	0	0	0	32.2	16	13	12	7	0	10	0	37	1	0	.143
Minor Totals		18-16	2.35	54	43	0	0	0	252.1	197	86	66	14	16	55	1	268	19	0	.210
MAJOR TOTALS		17-23	4.25	117	52	0	0	1	358.0	332	178	169	52	10	143	12	362	21	1	.245

TRANSACTIONS

- Signed by the Miami Marlins as an undrafted free agent on July 7, 2016
- Traded to the Tampa Bay Rays along with RHP Nick Anderson in exchange for OF Jesus Sanchez and RHP Ryne Stanek on July 31, 2019
- Traded to the Milwaukee Brewers along with SS Willy Adames in exchange for RHP J.P. Feyereisen and RHP Drew Rasmussen on May 21, 2021
- Traded to the Toronto Blue Jays along with RHP Bowden Francis in exchange for 1B Rowdy Tellez on July 6, 2021

GAME HIGHS

ML Debut	April 2, 2018 vs. BOS	ER Allowed	7 – July 22, 2019 at CWS
Innings Pitched:		HR Allowed	2 – 14x, last: Aug. 14, 2021 at SEA
Starter	7.0 – 4x, last: June 8, 2019 vs. ATL	Low Hit CG	None
Reliever	4.0 – Aug. 9, 2020 vs. NYY	Last Win	Sept. 11, 2021 at BAL(2)
Walks:		Last Save	April 20, 2021 at KC
Starter	7 – July 8, 2018 at WAS	Last CG	None
Reliever	2 – 8x, last: Sept. 21, 2021 at TB	Last ShO	None
Strikeouts:		Last Start	Sept. 17, 2020 at BAL
Starter	10 – April 25, 2018 at LAD	Last Relief App.	Sept. 30, 2021 vs. NYY
Reliever	4 – 6x, last: July 10, 2021 at TB	Longest Win Streak	7G – Aug. 23, 2019-July 24, 2021
Hits Allowed	11 – June 14, 2019 vs. PIT	Longest Losing Streak	7G – June 8-July 22, 2019
		Scoreless Innings Streak	10.2 – June 1-21, 2021



MILESTONES

Category	Date	Opponent	Notes
Start	1 April 2, 2018	Boston	L - 4.1 IP, 8H, 5ER, HR, BB, 5K
Win	1 June 12, 2018	San Francisco	as a starter - 6.0 IP, 2H, ER, 3BB, 2K
10+ Strikeout Games (1)	1 April 25, 2018	at Los Angeles (NL)	10 strikeouts
Save	1 April 20, 2021	at Kansas City	3.0 IP, H, ER, 4K

PROFESSIONAL CAREER:

MINORS:

- Signed with the Marlins on July 7, 2016 after making nine appearances (8 starts) for the Gateway Grizzlies in independent ball...Split his 1st affiliated professional season between Class-A (short) Batavia and Class-A Greensboro.
- Named the 2017 Marlins Minor League Pitcher of the Year...Led Marlins minor leaguers with 158 strikeouts and ranked 2nd with 12 wins...Split the season between Advanced-A Jupiter and Double-A Jacksonville, going 12-11 with a 2.53 ERA (41 ER/146.0 IP) in 27 appearances (25 starts)...Named to the Florida State League Mid-Season All-Star Team prior to his June 21 promotion...Named FSL Pitcher of the Week for May 29–June 4 after pitching six scoreless innings with 11 K's on June 2 at Dunedin...Named to the Marlins Organizational All-Star Team by MLB.com...Ranked by Baseball America as the No. 22 prospect in the Marlins system following the season...The publication also tabbed him as having the Best Changeup in the organization.

2018:

- Began the 2018 season in the Marlins' starting rotation and made 25 starts over two stints with the club, his 1st career Major League action...Optioned on April 28 after six starts but was recalled on June 7 for the remainder of the season.
- Made his **MLB debut** on April 2 vs. BOS in the Marlins' 5th game...Took the loss after allowing a go-ahead, two-run double to **Christian Vázquez** in the 4th inning and a two-run homer to **Hanley Ramírez** in the 5th.
- On April 25 at LAD, yielded one hit in 4.2 scoreless innings and recorded 10 strikeouts...Became the 6th rookie pitcher since 1913 to record double-digit strikeouts in a start of fewer than 5.0 innings, and the 1st to do it in a scoreless start... Was the 3rd Marlin with a double-digit strikeout outing within his first five career games, and the first since **Chuck Smith** on June 19, 2000 vs. MIL (11).
- Recorded his 1st career win on June 12 vs. SF...Yielded two hits, and his only run allowed in 6.0 IP was a 1st-inning RBI groundout.

2019:

- Spent most of the 2019 season in the Majors, split between the Marlins and Rays organization.
- Acquired by the Rays in a four-player deal just minutes before the July 31 trade deadline...Optioned to Triple-A Durham after the trade and made three starts there before his Aug 18 recall.
- Went 3-0 with a 1.93 ERA (5 ER/23.1 IP) in seven games (three starts) with the Rays...Only allowed 5 BB in 23.1 IP with the Rays for a 1.93 BB/9, compared to a 4.10 BB/9 ratio with the Marlins.
- Averaged 3.52 R/9 of support, 5th lowest in the majors (min. 100 IP)...Received two-or-fewer runs of support in 19 of his 23 starts.


2020:

- Pitched in nine games (four starts) spanning three stints with the Rays.
- Made his third consecutive Opening Day roster, following 2018-2019 with Miami.
- Added to the ALDS roster prior to Game 4, replacing Oliver Drake (right flexor tendon strain), but did not pitch...Was not on the postseason roster for the Wild Card Series, ALCS or World Series.

Statcast Data

	2021	Career
Strikeout %:	31.1	23.7
Walk %:	8.8	9.4
Hard Hit %:	44.9	37.8
Fastest Pitch:	95.3 MPH	Aug. 20, 2021 vs. DET





ROMANO JORDAN

68
PITCHER

BIRTHDATE April 21, 1993
OPENING DAY AGE 28
BIRTHPLACE Markham, ON
RESIDENCE Markham, ON
INSTAGRAM NA

BATS/THROWS R/R
HEIGHT/WEIGHT 6-5/210
CONTRACT STATUS signed thru 2022
M.L. SERVICE 2.051
OPTIONS USED 1 of 3

PERSONAL:

- Jordan R. Romano.
- Went to high school at Father Michael McGivney Catholic Academy in Markham, Ontario.
- Attended Cornors State College in Warner, Oklahoma, in 2013 and went 4-3 with a 4.74 ERA (46BB/53K).
- Pitched at Oral Roberts University in Tulsa, Oklahoma, in 2014 and held a 3-4 record with a 2.66 ERA (17BB/49K).
- Played for Team Italy in the 2017 World Baseball Classic...Appeared in two games and earned the win against Mexico with a scoreless 9th inning (0H, 0BB, 2K) as his teammates plated five runs in the bottom of the frame for a 10-9 victory.

LAST SEASON:

- Recorded a career-best 23 saves, 7th most in the AL...His 95.8 save percentage (23/24) was the highest in the AL, 2nd in MLB (**Josh Hader** - 97.1), and tied **Ken Giles** (23/24 in 2019) for the best in team history.
- His 2.14 ERA ranked 7th among AL relievers...His 85 K's were 8th most while his 33.6% K rate was 9th.
- Finished as a runner up for the Mariano Rivera American League Reliever of the Year Award.
- Was the most clutch reliever in baseball, according to FanGraphs' Clutch stat (1.54), while his 3.75 win probability added ranked 2nd among relief pitchers (1st: **Josh Hader** - 4.93 WPA).
- Became the 4th player in team history with 7+ wins and 20+ saves in a single season, and the first since **Billy Koch** in 2000 (9 W, 33 SV).
- Claimed the win on Opening Day, April 1 at NYY, with a scoreless 9th inning (2BB, 2K)...Was his 2nd Opening Day win, also doing so in 2020 at TB.
- Placed on the injured list from April 14-23 with right ulnar neuritis.
- Earned his 4th win of the year on June 19 at BAL, throwing 2.0 IP for the 2nd time in his career (Sept. 23, 2019 vs. BAL).
- Picked up his 9th save of the season in the Blue Jays' return to Toronto on July 30 vs. KC (1.0 IP, H, ER, K)...Joined **Paul Quantrill** (8) as the only Canadians to record a save at Rogers Centre.
- Claimed his 5th win on Aug. 7 vs. BOS (1)...Became the 18th Canadian all-time to earn a win at Rogers Centre, and the 6th to do so as a Blue Jay.
- Converted his 20th straight save opportunity on Sept. 21 at TB, the 7th pitcher in franchise history to accomplish the feat.
- Converted his 23rd consecutive save on Oct. 1 vs. BAL, tied for the 3rd-longest streak in Blue Jays history, trailing only **Tom Henke** (25 in 1998) and **Casey Janssen** (24 in 2013-2014).
- Allowed three runs over his last 23 games (1.09 ERA) while going 3-0 and converting all 14 save opportunities (7BB, 37K).

Bold - career high; Red - league high

Year	Club & League	W-L	ERA	G	GS	CG	ShO	SV	IP	H	R	ER	HR	HB	BB	IBB	SO	WP	BK	AVG	
2014	GCL Blue Jays (GCL)	0-0	0.00	2	0	0	0	0	3.0	2	0	0	0	0	4	0	1	0	0	.182	
	Bluefield (APP)	1-1	2.16	11	0	0	0	0	25.0	19	7	6	0	2	9	0	33	3	1	.209	
2015									Did not play due to injury												
2016	Lansing (MID)	3-2	2.11	15	14	1	0	0	72.2	49	24	17	3	5	27	0	72	4	1	.191	
2017	Dunedin (FSL)	7-5	3.39	28	26	0	0	0	138.0	141	65	52	2	14	54	0	138	10	4	.263	
2018	New Hampshire (EAS)	11-8	4.13	25	25	0	0	0	137.1	122	80	63	15	7	41	0	125	2	2	.237	
	Buffalo (INT)	1-0	3.60	1	1	0	0	0	5.0	4	2	2	0	0	4	0	3	0	1	.222	
2019	GCL Blue Jays (GCL)	0-0	0.00	1	0	0	0	0	1.0	0	0	0	0	0	0	0	0	0	0	.000	
	Buffalo (INT)	2-2	5.73	24	3	0	0	5	37.2	37	26	24	8	4	14	0	53	2	0	.252	
	TORONTO (AL)	0-2	7.63	17	0	0	0	0	15.1	17	14	13	4	4	9	0	21	0	0	.274	
2020	TORONTO (AL)	2-1	1.23	15	0	0	0	2	14.2	8	3	2	2	0	5	0	21	0	0	.154	
2021	TORONTO (AL)	7-1	2.14	62	0	0	0	23	63.0	41	17	15	7	1	25	0	85	2	0	.181	
	Minor Totals	25-18	3.52	107	69	1	0	5	419.2	374	204	164	28	32	153	0	425	21	9	.237	
	MAJOR TOTALS	9-4	2.90	94	0	0	0	0	25	93.0	66	34	30	13	5	39	0	127	2	0	.194

WORLD BASEBALL CLASSIC RECORD

Year	Club	W-L	ERA	G	GS	CG	ShO	SV	IP	H	R	ER	HR	HB	BB	IBB	SO	WP	BK
2017	Italy	1-0	16.20	2	0	0	0	0	1.2	2	3	3	1	1	2	0	4	0	0

TRANSACTIONS

- Selected by the Toronto Blue Jays in the 10th round of the 2014 First-Year Player Draft
- Selected by the Chicago White Sox in the 1st round (3rd overall) of the 2018 Rule 5 Draft
- Traded to the Texas Rangers in exchange for cash considerations on December 13, 2018
- Returned to the Toronto Blue Jays from the Texas Rangers on March 23, 2019
- On injured list (right middle finger strain) on August 29, 2020 for the remainder of the season
- On injured list (right ulnar neuritis) from April 14-23, 2021

BIOGRAPHIES

LAST SEASON

HISTORY

RECORDS

OPPONENTS

PLAYER DEV.

MEDIA & MISC.



GAME HIGHS

ML Debut	June 12, 2019 at BAL	ER Allowed	2 – 7x, last: Sept. 3, 2021 vs. OAK
Innings Pitched:		HR Allowed	2 – 2x, last: Aug. 4, 2021 vs. CLE
Starter	None	Low Hit CG	None
Reliever	2.0 – 3x, last: Aug. 28, 2021 at DET	Last Win	Sept. 3, 2021 vs. OAK
Walks:		Last Save	Oct. 1, 2021 vs. BAL
Starter	None	Last CG	None
Reliever	3 – Sept. 21, 2021 at TB	Last Sho	None
Strikeouts:		Last Start	None
Starter	None	Last Relief App.	Oct. 1, 2021 vs. BAL
Reliever	5 – June 21, 2019 at BOS	Longest Win Streak	6G – May 1, 2021-current
Hits Allowed	3 – 4x, last: Aug. 4, 2021 vs. CLE	Longest Losing Streak	2G – June 21-Sept. 7, 2019
		Scoreless Innings Streak	13.0 – May 27-June 30, 2021

MILESTONES

Category	Date	Opponent	Notes
Win	1 July 24, 2020	at Tampa Bay	as a reliever - 1.0 IP, 0H, 0ER, 2BB, 2K
Save	1 Aug. 21, 2020	at Tampa Bay	1.0 IP, 2H, 1R, 1K

PROFESSIONAL CAREER:

MINORS:

- Signed with the Blue Jays on June 12, 2014 and was assigned to the GCL Blue Jays...After two games in the Gulf Coast League, was assigned to Rookie-level Bluefield where he struck out 33 batters over 25.0 innings while allowing only six earned runs (2.16 ERA).
- Missed the entire 2015 campaign due to Tommy John surgery.
- Played exclusively for Class-A Lansing in 2016, starting 14 of 15 games...Started the season with back-to-back one-run, seven-strikeout performances, including his 1st professional complete game in his return from Tommy John surgery on June 13 vs. Great Lakes (7.0 IP, 2H, 0BB, 7K)...Recorded his 1st 10-strikeout game with 10 punch-outs over 6.0 innings on Aug. 24 at Dayton...Made two brief stints on the DL over the course of the season: July 15-23 and Aug. 27-Sept. 3.
- Assigned to Advanced-A Dunedin in 2017 where he spent the entire season...Made 26 starts and appeared twice as a reliever...Set career highs in starts (26) and strikeouts (138)...Ranked 2nd in the Florida State League in strikeouts, T-2nd in starts and 3rd in ERA (3.39)...Ranked 5th in innings pitched but surrendered just two homers, the fewest of any pitcher ranked in the top-40 in innings pitched...Went 5-1 at home with a 2.33 ERA (2-4 on the road, 4.75 ERA)...In his only postseason start, hurled 6.2 innings of one-run ball to earn the win against the Tampa Yankees on Sept. 6...Named an Organizational All-Star by MLB.com at the end of the year.
- Went 11-8 with a 4.13 ERA over 25 starts for Double-A New Hampshire in 2018...Named a Mid-Season All-Star and a Post-Season All-Star...Earned Eastern League Pitcher of the Week on June 22, going 1-0 over two starts while allowing two runs over 14.2 innings of work with eight hits, one walk and 12 strikeouts...Called up to Buffalo for his 1st career Triple-A start on May 27 and earned the win at Rochester (5.0 IP, 4H, 2ER, 4BB, 3K)...After the game, was returned to New Hampshire where he remained for the rest of the season...Made two starts for the Fisher Cats in the 2018 postseason, combining to go 1-0 with a 2.70 ERA (3 ER/10.0 IP, BB, 7K) en route to an Eastern League Championship.

2019:

- Taken in the Rule 5 Draft by the White Sox on Dec. 13, 2018 (3rd overall pick) and was traded to the Rangers for cash...Was returned to Toronto on March 23, 2019.
- Made his **MLB debut** on June 12 at BAL...Became the 28th Canadian-born player to play for Toronto (11th ON-born) and the 13th to make his MLB debut with the Jays...Retired all three hitters in a 1-2-3 7th inning...Fanned **Pedro Severino** and **Rio Ruiz** to become the 8th player in team history to strike out his **first two** career batters faced.
- Pitched 1.2 innings on June 21 at BOS and recorded all five outs via a personal-best **five K's**.
- Optioned on June 23...Recalled again on Aug. 22.
- Finished the big-league part of his campaign with 21 strikeouts in 15.1 innings for a 12.33 SO/9.
- Went 2-2 with a 5.73 ERA in 24 games (three starts) for Triple-A Buffalo (37.2 IP, 24 ER, 14BB, 53K).

2020:

- Named Toronto's Rookie of the Year by the Toronto Chapter of the BBWAA.
- Among AL pitchers with 15+ appearances, ranked 6th in ERA (1.23), 6th in strikeout rate (36.8%), 9th in AVG (.154), 11th in SO/9 (12.89), and 12th in WHIP (0.89).
- Allowed eight hits to go with five walks for a 0.89 WHIP and a .154 AVG...Gave up only two hits to 24 left-handed hitters for a .083 AVG.
- Struck out 21 batters in 14.2 innings pitched for a 12.89 SO/9.
- Gave up just two earned runs over the entire campaign, both on solo homers: one on Aug. 15 vs. TB and another on Aug. 28 vs. BAL.
- Started the season with 9.1 scoreless innings, the 2nd-longest streak by a Blue Jay in 2020 (**Thomas Hatch** - 12.1).
- His 8.2 IP without allowing a hit to start a season passed **Tom Henke** (8.0 in 1985) for the most in team history, and his 29 consecutive batters faced without allowing a hit were also the most (**Henke** - 26).
- Earned his 1st career win on Opening Night at TB with a scoreless inning of work (2BB, 2K).
- Claimed his **1st career save** as he pitched the 10th inning on Aug. 21 vs. TB (2H, 1R, 0ER, 1K).
- Placed on the injured list with a right middle finger strain on Aug. 29 for the rest of the season.

Statcast Data

	2021	Career
Strikeout %:	33.6	33.0
Walk %:	9.9	10.1
Hard Hit %:	33.8	37.9
Fastest Pitch:	101.4 MPH	Aug. 8, 2021 vs. BOS





RYU HYUN JIN

99
PITCHER

BIRTHDATE March 25, 1987
OPENING DAY AGE 35
BIRTHPLACE..... Incheon, South Korea
RESIDENCE..... Incheon, South Korea
INSTAGRAM..... @hyunjinyu325

BATS/THROWS R/L
HEIGHT/WEIGHT 6-3/250
CONTRACT STATUS..... signed thru 2023
M.L. SERVICE 9.000
OPTIONS USED 0 of 3

PERSONAL:

- Hyun Jin Ryu...Pronounced He-yun Jin Ree-yoo.
- Resides in Incheon, South Korea, with his wife, Ji-Hyun Bae.
- Is naturally right-handed, but learned to throw left as a child.
- Received the Cultural Achievement Award from the Asia Society Korea Center for his contribution to US-Korea relations and mutual goodwill through sports in 2013.
- Appointed as an honorary ambassador for the 2018 PyeongChang Olympic and Paralympic Winter Games.
- Has a charity foundation in Korea, the HJ99 Foundation, which helps underprivileged youth play baseball...Released two pop singles in Korea with stars Hyuna and G.NA with the proceeds going to his foundation.
- Joined other prominent public figures in delivering a speech at the 2014 Samsung "Passion Talk" series, which aims to provide guidance and advice to youngsters.
- Pitched internationally for Korea in the 2008 Olympics and 2009 World Baseball Classic...Won a Gold Medal as a member of the South Korean team at the 2008 Beijing Olympics, going 2-0 with a 1.04 ERA in Olympic play...Went 1-0 with a 2.57 ERA (2 ER/7.0 IP) in five games (two starts) in the 2009 World Baseball Classic, helping Team Korea to a silver medal.
- Signed by Los Angeles on December 12, 2012 after his posting by the Hanwha Eagles of the Korea Baseball Organization.
- His No. 99 is the highest number ever worn by a Blue Jay, surpassing the 88 worn by **Rene Gonzales** in 1991.
- His 73 regular-season wins are 2nd most all-time by a South Korean-born pitcher, trailing **Chan Ho Park** (124).

LAST SEASON:

- Among AL pitchers, ranked T-2nd in wins (14), 7th in SO/BB (3.86), 9th in WHIP (1.22) and 13th in ERA (4.37).
- Made his 3rd career Opening Day start on April 1 at NYY in which he took a no-decision with two runs allowed in 5.1 innings of work (4H, 1HR, 1BB, 5K) in an eventual 3-2 Blue Jays victory.
- Earned his 1st win at TD Ballpark as he threw 6.2 innings on April 13 vs. NYY, allowing an unearned run on four hits (BB, 7K)...Faced the minimum through 5.2 IP.
- Left his start on April 25 at TB after 3.2 scoreless IP (3H, BB, 5K) with a minor right glute strain...Was his shortest outing since April 8, 2019 at STL (1.2 IP) when he suffered a left groin strain.
- Earned his 2nd win on May 6 at OAK when he returned from the injured list (right glute strain)...Allowed four runs over 5.0 IP.
- Claimed his 4th win of 2021 on May 18 vs. BOS, tossing 7.0 scoreless innings to go with four hits, no walks, and seven strikeouts...Won three consecutive starts for the first time since May 7-June 4, 2019 (six games).
- Earned his 6th win of the year on June 20 at BAL, tossing 7.0 innings of one-run ball with three hits, a walk, and four strikeouts on 100 pitches (67 pitches)...The 7.0 IP tied a season high (4th time).
- Picked up his 7th win on June 26 vs. BAL...Took a two-hit shutout into the 7th inning before running into trouble, finishing with a line of 6.2 IP, 7H, 4ER, 2BB and 3K...Gave him [809 career strikeouts](#), surpassing **Byung-Hyun Kim** (806) for the 2nd-most strikeouts all-time by a South Korean-born pitcher, trailing only **Chan Ho Park** (1,715).
- Tossed his [4th career complete game](#) and 3rd career CG shutout in Game 1 of a doubleheader on July 18 vs. TEX, earning his 9th win of the year...Gave up three hits with a walk and four strikeouts over 7.0 innings...Marked the first complete-game shutout by a Blue Jays pitcher since **Mark Buehrle** on June 3, 2015 at WAS.
- Picked up his 10th win on July 29 at BOS, tossing 6.0 scoreless innings with a season-best two hits, no walks, and five strikeouts...Marked his 5th start with no earned runs in 2021.
- Earned the win in his 1st start at Rogers Centre as a Blue Jay on Aug. 3 vs. CLE, giving up two runs and seven hits over 7.0 innings with no walks and a season-high eight strikeouts.
- Claimed his 12th win on Aug. 21 vs. DET, throwing 7.0 scoreless innings with five hits, a walk, and five strikeouts - his 5th scoreless outing of the year.
- Took a no-hitter into the 6th inning on Aug. 31 vs. BAL, eventually taking the loss while finishing with a line of 5.2 IP, 3H, 3ER, 3BB and 6K.
- Earned his 13th win on Sept. 6 at NYY, tossing 6.0 scoreless innings with three hits, no walks, and six strikeouts...Marked his 13th quality start of the campaign and his 5th scoreless start of at least 6.0 innings.
- Took the loss on Sept. 28 vs. NYY, his first outing since coming off the IL (neck tightness)...Gave up three runs on six hits over 4.1 innings with a walk and three strikeouts.
- Picked up his career-high-tying 14th win on Oct. 3 vs. BAL, giving up two runs on six hits over 5.0 innings with a walk and seven strikeouts...Marked his career-high 31st start of the season.

BIOGRAPHIES

LAST SEASON

HISTORY

RECORDS

OPPONENTS

PLAYER DEV.

MEDIA & MISC.



Bold – career high; Red – league high

Year	Club & League	W-L	ERA	G	GS	CG	ShO	SV	IP	H	R	ER	HR	HB	BB	IBB	SO	WP	BK	AVG	
2006	Hanwha (KBO)	18-6	2.23	30	28	6	1	1	201.2	159	57	50	11	2	52	3	204	6	0	-	
2007	Hanwha (KBO)	17-7	2.94	30	30	6	1	0	211.0	195	74	69	15	3	68	4	178	6	0	-	
2008	Hanwha (KBO)	14-7	3.31	26	26	2	1	0	165.2	144	66	61	12	1	67	2	143	5	0	-	
2009	Hanwha (KBO)	13-12	3.57	28	27	4	2	0	189.1	180	80	75	19	2	67	3	188	4	1	-	
2010	Hanwha (KBO)	16-4	1.82	25	25	5	3	0	192.2	149	42	39	11	9	45	2	187	6	1	-	
2011	Hanwha (KBO)	11-7	3.36	24	17	3	0	0	126.0	101	54	47	12	1	38	0	128	6	0	-	
2012	Hanwha (KBO)	9-9	2.66	27	27	1	0	0	182.2	153	58	54	12	5	46	6	210	3	1	-	
2013	LOS ANGELES (NL)	14-8	3.00	30	30	2	1	0	192.0	182	67	64	15	1	49	4	154	5	0	.252	
2014	LOS ANGELES (NL)	14-7	3.38	26	26	0	0	0	152.0	152	60	57	8	3	29	2	139	2	0	.257	
2015	Did not play due to injury																				
2016	Rancho Cucamonga (CAL)	1-1	2.00	5	5	0	0	0	18.0	15	7	4	2	0	1	0	14	0	0	.214	
	Oklahoma City (PCL)	0-1	8.38	3	3	0	0	0	9.2	17	9	9	2	0	0	0	9	2	0	.378	
	LOS ANGELES (NL)	0-1	11.57	1	1	0	0	0	4.2	8	6	6	1	0	2	1	4	0	0	.364	
2017	LOS ANGELES (NL)	5-9	3.77	25	24	0	0	1	126.2	128	58	53	22	4	45	3	116	4	1	.263	
2018	Rancho Cucamonga (CAL)	0-0	0.00	1	1	0	0	0	4.0	2	0	0	0	0	0	0	4	0	0	.154	
	Oklahoma City (PCL)	0-1	1.80	1	1	0	0	0	5.0	5	1	1	0	0	0	0	3	0	0	.250	
	LOS ANGELES (NL)	7-3	1.97	15	15	0	0	0	82.1	68	23	18	9	1	15	1	89	0	0	.221	
2019	LOS ANGELES (NL)	14-5	2.32	29	29	1	1	0	182.2	160	53	47	17	4	24	2	163	0	0	.234	
2020	TORONTO (AL)	5-2	2.69	12	12	0	0	0	67.0	60	22	20	6	1	17	0	72	1	0	.234	
2021	TORONTO (AL)	14-10	4.37	31	31	1	1	0	169.0	170	85	82	24	2	37	0	143	2	0	.258	
	Minor Totals	1-3	3.44	10	10	0	0	0	36.2	39	17	14	4	0	1	0	30	2	0	.264	
	MAJOR TOTALS	73-45	3.20	169	168	4	3	1	976.1	928	374	347	102	16	218	13	880	14	1	.249	

WILD CARD RECORD

Year	Club and Opp.	W-L	ERA	G	GS	CG	ShO	SV	IP	H	R	ER	HR	HB	BB	IBB	SO	WP	BK	AVG
2020	TOR vs. TB	0-1	16.20	1	1	0	0	0	1.2	8	7	3	2	0	1	0	3	0	0	.571

DIVISION SERIES RECORD

Year	Club & League	W-L	ERA	G	GS	CG	ShO	SV	IP	H	R	ER	HR	HB	BB	IBB	SO	WP	BK	AVG
2013	LAD vs. ATL	0-0	12.00	1	1	0	0	0	3.0	6	4	4	0	0	1	0	1	0	0	.400
2014	LAD vs. STL	0-0	1.50	1	1	0	0	0	6.0	5	1	1	1	0	1	0	4	0	0	.227
2018	LAD vs. ATL	1-0	0.00	1	1	0	0	0	7.0	4	0	0	0	0	0	0	8	0	0	.160
2019	LAD vs. WAS	1-0	3.60	1	1	0	0	0	5.0	4	2	2	1	0	2	1	3	0	0	.222
TOTALS		2-0	3.00	4	4	0	0	0	21.0	19	7	7	2	0	4	1	16	0	0	.238

CHAMPIONSHIP SERIES RECORD

Year	Club & League	W-L	ERA	G	GS	CG	ShO	SV	IP	H	R	ER	HR	HB	BB	IBB	SO	WP	BK	AVG
2013	LAD vs. STL	1-0	0.00	1	1	0	0	0	7.0	3	0	0	0	0	1	0	4	0	0	.130
2018	LAD vs. MIL	0-1	8.59	2	2	0	0	0	7.1	13	7	7	1	0	2	1	7	0	0	.371
TOTALS		1-1	4.40	3	3	0	0	0	14.1	16	7	7	1	0	3	1	11	0	0	.276

WORLD SERIES RECORD

Year	Club & League	W-L	ERA	G	GS	CG	ShO	SV	IP	H	R	ER	HR	HB	BB	IBB	SO	WP	BK	AVG
2018	LAD vs. BOS	0-1	7.71	1	1	0	0	0	4.2	6	4	4	0	0	1	0	5	0	0	.316

TRANSACTIONS

- Signed by the Los Angeles Dodgers on December 12, 2012
- On disabled list (left shoulder inflammation) from April 28-May 20, 2014
- On disabled list (right hip strain) from August 14-30, 2014
- On disabled list (left shoulder surgery) on March 27, 2015 for the remainder of the season
- On disabled list (recovery from left shoulder surgery) from April 3-July 6, 2016
- On disabled list (left elbow tendinitis) on July 9, 2016 for the remainder of the season
- On disabled list (left hip contusion) from May 1-10, 2017
- On disabled list (left foot contusion) July 4-23, 2017
- On disabled list (left groin strain) from May 3-August 14, 2018
- Re-signed by the Los Angeles Dodgers on November 14, 2018
- On injured list (left groin strain) from April 9-19, 2019
- On injured list (neck soreness) from August 1-10, 2019
- Signed by the Toronto Blue Jays on December 27, 2019
- On injured list (right glute strain) from April 26-May 6, 2021
- On injured list (neck tightness) from September 18-27, 2021

GAME HIGHS

ML Debut	April 2, 2013 vs. SF	ER Allowed	7 – 7x, last: Sept. 11, 2021 at BAL(1)
Innings Pitched:		HR Allowed	3 – 8x, last: Aug. 26, 2021 vs. CWS
Starter	9.0 – 2x, last: May 7, 2019 vs. ATL	Low Hit CG	2 – 2x, last: Sept. 16, 2013 at ARI
Reliever	4.0 – May 25, 2017 vs. STL	Last Win	Oct. 3, 2021 vs. BAL
Walks:		Last Save	May 25, 2017 vs. STL
Starter	6 – May 11, 2017 at COL	Last CG	July 18, 2021 vs. TEX(1)
Reliever	1 – May 25, 2017 vs. STL	Last ShO	July 18, 2021 vs. TEX(1)
Strikeouts:		Last Start	Oct. 3, 2021 vs. BAL
Starter	12 – April 30, 2013 vs. COL	Last Relief App.	May 25, 2017 vs. STL
Reliever	2 – May 25, 2017 vs. STL	Longest Win Streak	7G – April 26-June 4, 2019
Hits Allowed	11 – 3x, last: Aug. 26, 2018 vs. SD	Longest Losing Streak	6G – Sept. 12, 2014-April 24, 2017
		Scoreless Innings Streak	32.0 – May 1-25, 2019



MILESTONES

Category	Date	Opponent	Notes
Start	1 April 2, 2013	San Francisco	L - 6.1 IP, 10H, 3R, 1ER, 0HR, 0BB, 5K
	100 April 20, 2019	at Milwaukee	L - 5.2 IP, 6H, 2ER, 2HR, 1BB, 9K
Win	1 April 7, 2013	Pittsburgh	6.1 IP, 3H, 2ER, 1HR, 2BB, 6K
ShO	1 May 28, 2013	Los Angeles (AL)	9.0 IP, 2H, 0BB, 7K
	2 May 7, 2019	Atlanta	9.0 IP, 4H, 0BB, 6K
10+ Strikeout Games	1 April 30, 2013	Colorado	12 strikeouts
	2 July 13, 2014	San Diego	10 strikeouts
	3 April 26, 2019	Pittsburgh	10 strikeouts
Save	1 May 25, 2017	St. Louis	4.0 IP, 2H, 0ER, 1BB, 2K

PROFESSIONAL CAREER:

2006-2012:

- Pitched for the Hanwha Eagles of the Korean Baseball Organization from age 19 to 25.
- Combined to go 98-52 with a 2.80 ERA over 190 games (181 starts).
- Tossed 27 complete games and eight shutouts.
- Won two KBO Gold Glove Awards (2006, 2010) and was named an All-Star on seven occasions.

2013:

- Went 14-8 with a 3.00 ERA in 30 starts during his 1st MLB campaign.
- Named to Baseball America's 2013 All-Rookie Team...Among Major League rookies, ranked 1st in innings pitched (192.0), 2nd in ERA (3.00), T-2nd in wins (14), T-3rd in winning percentage (.636), T-3rd in starts (30), and 4th in strikeouts (154).
- His 14 wins tied for 3rd most by a Los Angeles rookie all-time.
- Made his **MLB debut** on April 2 vs. SF, allowing three runs (one earned) in 6.1 innings while taking a 3-0 loss.
- Picked up his 1st win in his 2nd start on April 7 vs. PIT with 6.1 innings of two-run ball in the Dodgers' 6-2 victory.
- Tossed the 1st shutout of his career on May 28 vs. LAA, allowing just two hits while striking out seven batters for a 3-0 win.
- Won six consecutive decisions from July 5-Aug. 13, going 6-0 with a 3.12 ERA (15 ER/43.1 IP) in seven starts.
- Made two postseason starts and became the first-ever Korea-born pitcher to start a playoff game, going 1-0 with a 3.60 ERA (4 ER/10.0 IP).

2014:

- Recorded his second consecutive 14-win season, going 14-7 with a 3.38 ERA in 26 starts.
- Posted a 4.79 SO/BB ratio to rank 7th in the NL, striking out 139 while walking only 29 in 152.0 innings...Averaged 1.72 BB/9, also the 7th-best mark in the NL.
- Made his season debut on March 23 against the D-backs in Australia and picked up the win, allowing just two hits in 5.0 scoreless innings...Also started the Dodgers' North American opener on March 30 at SD, and then the club's home opener on April 4 vs. SF.
- Placed on the DL from April 28-May 21 with left shoulder inflammation and again from Aug. 14-30 with a right hip strain... Did not make another regular season start following his Sept. 12 outing at SF due to left shoulder irritation.
- Started Game 3 of the NLDS at STL, allowing just one run on five hits in 6.0 innings while landing a no-decision in a 3-1 loss (BB, 4K).

2015:

- Developed shoulder discomfort in spring training that eventually led to season-ending labral repair surgery on May 21, which was performed by Dr. Neal ElAttrache.

2016:

- Began the season on the DL following his recovery from left shoulder surgery and was reinstated on July 7 to make his first regular season start since Sept. 12, 2014...Allowed six runs on eight hits in 4.2 innings and recorded the loss against the Padres.
- Returned to the DL on July 19 and missed the rest of the season with elbow tendinitis.
- Went a combined 1-2 with a 4.23 ERA (13 ER/27.2 IP) in eight rehab starts for Single-A Rancho Cucamonga and Triple-A Oklahoma City.

2017:

- In his first full season since 2014 after recovering from shoulder surgery (2015-2016) and elbow tendonitis (2016), went 5-9 with one save and posted a 3.77 ERA in 25 games (24 starts).
- Struck out 116 batters and issued 45 walks in 126.2 innings.
- Made his 1st career relief appearance on May 25 against the Cardinals and collected his 1st career save after tossing 4.0 scoreless innings of relief with two strikeouts...Became the 2nd Dodger to record a save in his 1st career relief appearance, joining **Charlie Hough** who did so on August 12, 1970 at PIT.
- Pitched well following the All-Star break, going 2-3 with a 3.17 ERA (19 ER/54.0 IP) and holding hitters to a .240 average... Ranked 10th in ERA among NL starting pitchers over that stretch (min. 50.0 IP).
- Had two stints on the 10-day disabled list: from May 1-11 with a left hip contusion and again from July 1-24 with a left foot contusion.

2018:

- Despite missing 90 games on the disabled list with a left groin strain, managed a 7-3 record and a 1.97 ERA in 15 starts... His 1.97 ERA ranked 3rd among Major League starters (min. 15 starts).
- Held opposing hitters to a career-best .221 average, including a .213 mark against righties.
- In nine home games, posted a 5-2 record and a 1.15 ERA (7 ER/54.2 IP) while limiting the opposition to a .212 batting average...Led MLB in home ERA (min. 50.0 IP).
- Went 5-0 with a 1.83 ERA (11 ER/54.1 IP) in 10 starts against NL West opponents.
- Among NL pitchers with at least 15 starts, ranked 2nd in SO/BB ratio (5.93), 5th in WHIP (1.01) and 5th in opponents' on-base percentage (.260).
- Batted .269 (7-for-26), which set career high and ranked 4th among all pitchers with at least 25 at-bats.
- Made four postseason starts, going 1-2 with a 5.21 ERA (11 ER/19.0 IP) while striking out 20 batters and walking three.

2019:

- Led all Major League pitchers with a 2.32 ERA and finished 2nd in NL Cy Young voting.
- His 1.18 BB/9 clip led the Majors while his 6.79 SO/BB rate was tied for 3rd best and his 1.01 WHIP sat 6th.
- Set a career mark with 163 strikeouts while tying a personal best with 14 wins.
- Ranked 2nd among NL pitchers in SO/BB ratio (6.79), 2nd in HR/9 (0.84), 3rd in WHIP (1.01), and 3rd in base runners allowed per 9.0 IP (9.26)...Also ranked 3rd in the NL in opponents' OBP (.263), 5th in OPS (.622), and 7th in SLG (.359).
- Kept left-handed hitters to a .199 batting average (34-for-171) while righties hit .245 (126-for-514).
- In 14 starts at Dodger Stadium, went 10-1 with a 1.93 ERA (20 ER/93.1 IP), striking out 94 batters against 15 walks while posting a 0.94 WHIP and holding opponents to a .214/.251/.326 slash line...Led Major League starters in home ERA and ranked 4th among NL pitchers in home SO/BB ratio (6.27), 5th in BB/9 (1.45), and 7th in WHIP (0.94).
- Went 4-4 with a 2.72 ERA (27 ER/89.1 IP) in 15 road starts, striking out 69 batters while posting a 1.07 WHIP.
- Threw a **complete-game shutout** on May 7 vs. ATL, the 2nd of his career (May 28, 2013 vs. LAA) and the first complete-game shutout by a Dodger since **Clayton Kershaw** on May 23, 2016 vs. CIN.
- Recorded a 32.0 scoreless inning streak from May 1-25, the longest in MLB in 2019.
- Named NL Pitcher of the Month for May, posting a 5-0 record and a 0.59 ERA (3 ER/45.2 IP) in six starts.
- Put together a career-best seven-game winning streak from April 26-June 4, boasting a 0.75 ERA (5 ER/59.2 IP) with 48 strikeouts and just three walks in eight starts during that span.
- Selected to his 1st All-Star Game after going 10-2 with a 1.73 ERA (21 ER/109.0 IP) and a 0.91 WHIP in 17 first-half starts... Named the National League starter by Manager **Dave Roberts**, becoming the 1st South Korean-born pitcher to get the nod during the Mid-Summer Classic.
- Hit his **1st career home run** on Sept. 22 vs. COL, a solo shot off of **Antonio Senzatela** in the 5th inning...Also laid down 12 sacrifice hits throughout the season, tied for 3rd most in the Majors.
- Earned the win in his only postseason start, a Game 3 NLDS 10-4 victory in Washington (5.0 IP, 4H, 2ER, 2BB, 3K).

2020:

- Finished 3rd in AL Cy Young voting and was named to the All-MLB Second Team.
- His 3.0 WAR (Baseball Reference) was 3rd best in the Majors and 2nd among all pitchers (**Mookie Betts** - 3.4; **Shane Bieber** - 3.2).
- Ranked 4th in the AL with a 2.69 ERA, which was also the 5th-best mark posted for a single season in team history.
- Also ranked T-9th in the AL in strikeouts (72), 9th in SO/9 (9.67), 7th in BB/9 (2.28), T-8th in SO/BB (4.24), T-10th in IP (67.0), and 11th in WHIP (1.15)...His 50.5 ground ball percentage was 5th highest in the AL (9th in MLB).
- Led the team with 12 starts...The Jays went 9-3 in those outings...The nine wins in games he started were tied for 4th most in MLB, one back of the leaders (**Shane Bieber**, **Max Fried**, **Dinelson Lamet**).
- After allowing eight runs in 9.0 innings across his first two outings (8.00 ERA, 13H, 2HR, 4BB, 9K), allowed 12 earned runs in 58.0 frames over his last 10 starts for a 1.86 ERA (47H, 4HR, 13BB, 63K).
- Made his 1st start as a Blue Jay and the 2nd Opening Day start of his career on July 24 at TB...Took a no-decision with three runs over 4.2 IP (3BB, 4K).
- Earned his 1st win as a Blue Jay on Aug. 5 at ATL as he gave up just one hit over 5.0 scoreless innings (3BB, 8K)...Was his 55th career win, surpassing **Byung-Hyun Kim** (54) for 2nd most all-time by a South Korean-born pitcher, trailing only **Chan Ho Park** (124).
- Pitched his 1st quality start on Aug. 11 vs. MIA as he started Toronto's home opener at Sahlen Field in Buffalo, NY...Allowed two hits and a run over 6.0 innings (1HR, 2BB, 7K).
- Allowed a lone run on five hits over 6.0 IP on Sept. 2 at MIA, while tying a season-high with eight strikeouts...Had 5+ IP with zero or one earned run in each of his last six starts, which was the longest single-season streak in team history, and matched **Dave Stieb** (6G from Sept. 13, 1988-April 10, 1989) for the longest overall by a Blue Jays pitcher.
- Allowed five runs on six hits over 5.0 IP on Sept. 7 vs. NYY...Surrendered three home runs in a game for the first time since Aug. 23, 2019 vs. NYY...Had given up three total homers in his other eight starts combined.
- Threw 6.0 innings of one-run ball on Sept. 13 vs. NYM to earn his 1st win at Sahlen Field (8H, 0BB, 7K).
- On Sept. 19 at PHI, tied a season high with **eight strikeouts** (3rd time) while allowing two runs over 6.0 IP.
- Made his final regular-season start on Sept. 24 vs. NYY...Threw **7.0 scoreless innings**, his longest scoreless start since his last game with the Dodgers (Sept. 28, 2019 at SF)...Became the first Toronto starter to pitch into the 7th inning since Aug. 22, 2019 at LAD (**Jacob Waguespack**)...The 88 consecutive games without a starter going beyond the 6th inning was the longest streak in MLB history (2nd: LAA - 48G in 2019).
- Nine of his last 10 regular-season starts were two-or-fewer earned runs (0-3x, 1-5x, 2-1x).
- Made his 9th career postseason start in Game 2 of the ALWC on Sept. 30 at TB...Took the loss as he allowed seven runs (three earned) over 1.2 innings, his shortest career playoff start...The eight hits, seven runs, and two home runs were all career marks for a postseason game.

AL, ERA LEADERS - 2020

Rank	Player	ERA
1	Shane Bieber	1.63
2	Dalls Keuchel	1.99
3	Chris Bassitt	2.29
4	Hyun Jin Ryu	2.69
5	Kenta Maeda	2.70

Statcast Data

	2021	Career
Strikeout %:	20.4	22.7
Walk %:	5.3	5.4
Hard Hit %:	41.6	33.8
Fastest Pitch:	95.7 MPH	Aug. 7, 2014 at LAA





SAUCEDO TAYLER

54 PITCHER

BIRTHDATE June 18, 1993
 OPENING DAY AGE 28
 BIRTHPLACE Honolulu, HI
 RESIDENCE Maple Valley, WA
 INSTAGRAM @saucey07

BATS/THROWS L/L
 HEIGHT/WEIGHT 6-4/205
 CONTRACT STATUS signed thru 2022
 M.L. SERVICE 0.112
 OPTIONS USED 1 of 3

PERSONAL:

- Tayler Andrew Saucedo.
- His favourite player is **Félix Hernández**.
- Spent his freshman year at Tacoma Community College before taking his sophomore year off.
- Enrolled at Tennessee Wesleyan College, pitching to a 5-2 record and a 1.96 ERA in his Junior year in 2014-2015 before entering the 2015 Draft.

LAST SEASON:

- Allowed just five hits to lefty batters (5-for-36) for a .139 average during his 29 games with Toronto.
- Had his contract selected on June 12 from Triple-A Buffalo and made his **MLB debut** on June 17 vs. NYY, retiring all three batters he faced on 14 pitches (1.0 IP, K)...Fanned **Miguel Andújar** for his 1st career strikeout.
- Made his only 2.0-inning appearance on July 19 vs. BOS and struck out a personal-best three batters.
- Optioned on August 1, Sept. 11, and Sept. 23...Recalled on Aug. 4 and Sept. 19.
- Made 12 appearances for the Bisons, going 2-1 with a 1.96 ERA (4 ER/18.1 IP) and a 0.93 WHIP (15H, 2BB, 25K).

Bold – career high; Red – league high

Year	Club & League	W-L	ERA	G	GS	CG	SHO	SV	IP	H	R	ER	HR	HB	BB	IBB	SO	WP	BK	AVG
2015	Bluefield (APP)	1-1	2.42	6	2	0	0	1	22.1	23	8	6	0	1	4	0	18	1	0	.253
	Vancouver (NWL)	3-1	2.52	7	7	0	0	0	35.2	33	11	10	0	1	19	0	31	1	0	.244
2016	Lansing (MID)	8-11	5.91	28	16	1	1	0	120.1	151	89	79	14	14	41	0	71	9	2	.307
2017	Lansing (MID)	3-2	4.50	17	3	0	0	1	40.0	44	25	20	4	2	16	0	37	3	0	.272
	Dunedin (FSL)	2-1	4.47	16	10	0	0	0	56.1	61	29	28	0	5	29	0	48	6	1	.274
2018	Dunedin (FSL)	6-4	3.49	15	15	1	0	0	85.0	78	44	33	7	5	18	0	66	2	1	.243
	New Hampshire (EAS)	4-5	5.17	11	11	0	0	0	62.2	77	41	36	9	1	18	0	38	3	1	.300
2019	New Hampshire (EAS)	2-1	1.01	12	1	0	0	0	26.2	17	6	3	1	1	16	0	23	3	0	.183
	Buffalo (INT)	6-1	4.85	24	7	0	0	0	55.2	70	39	30	5	4	20	0	46	6	0	.307
2021	Buffalo (AAA E)	2-1	1.96	12	0	0	0	0	18.1	15	4	4	0	2	2	1	25	1	0	.231
	TORONTO (AL)	0-0	4.56	29	0	0	0	0	25.2	22	14	13	1	2	10	0	19	2	1	.229
Minor Totals		37-28	4.27	148	72	2	1	2	523.0	568	296	248	40	36	183	1	403	35	5	.275
MAJOR TOTALS		0-0	4.56	29	0	0	0	0	25.2	22	14	13	1	2	10	0	19	2	1	.229

TRANSACTIONS

- Selected by the Toronto Blue Jays in the 21st round of the 2015 MLB June Amateur Draft.

GAME HIGHS

ML Debut	June 17, 2021 vs. NYY	ER Allowed	4 – Aug. 4, 2021 vs. CLE
Innings Pitched:	None	HR Allowed	1 – July 19, 2021 vs. BOS
Starter	None	Low Hit CG	None
Reliever	2.0 – July 19, 2021 vs. BOS	Last Win	None
Walks:	None	Last Save	None
Starter	None	Last CG	None
Reliever	3 – Sept. 10, 2021 at BAL	Last ShO	None
Strikeouts:	None	Last Start	None
Starter	None	Last Relief App.	Sept. 22, 2021 at TB
Reliever	3 – July 19, 2021 vs. BOS	Longest Win Streak	None
Hits Allowed	5 – Aug. 4, 2021 vs. CLE	Longest Losing Streak	None
		Scoreless Innings Streak	6.2 – June 29-July 18, 2021

BIOGRAPHIES

LAST SEASON

HISTORY

RECORDS

OPPONENTS

PLAYER DEV.

MEDIA & MISC.



PROFESSIONAL CAREER:**MINORS:**

- Split his 1st professional season in 2015 between Rookie-level Bluefield and Class-A (short) Vancouver, combining to go 4-2 with a 2.48 ERA over 13 appearances (9 starts).
- Spent the entire 2016 season at Class-A Lansing, finishing the campaign 8-11 with a 5.91 ERA over 28 games (16 starts).
- Started the 2017 season at Lansing before being promoted to Advanced-A Dunedin in June, combining to go 5-3 with a 4.48 ERA over 33 games (13 starts).
- Split the 2018 season between Dunedin and Double-A New Hampshire, fashioning a combined 10-9 record with a 4.21 ERA over 26 games, all starts.
- Spent the majority of 2019 with Triple-A Buffalo (24G, 7GS) around a stint at New Hampshire (12G, 1GS), combining to go 8-2 with a 3.61 ERA over 36 appearances (8 starts).
- Did not pitch in 2020 due to the cancelled Minor League season...Spent the summer in Seattle working out and throwing at his home...Worked mostly on his changeup.

Statcast Data

	2021	Career
Strikeout %:	17.4	17.4
Walk %:	9.2	9.2
Hard Hit %:	36.8	36.8
Fastest Pitch:	96.4 MPH	June 24, 2021 vs. BAL

CANADIAN BLUE JAYS

28 Canadian-born players have worn the Blue Jays uniform for a Major League game:

NAME	POS.	HOMETOWN	YEAR(S)
Dave McKay	INF	Vancouver, BC	1977-1979
Paul Hodgson	OF	Fredericton, NB	1980
Rob Ducey	OF	Cambridge, ON	1987-1992; 2000
Denis Boucher	LHP	Lachine, QC	1991
Vince Horsman	LHP	Dartmouth, NS	1991
Rob Butler	OF	Toronto, ON	1993-1994; 1999
Paul Spoljaric	LHP	Kelowna, BC	1994; 1996-1997; 1999
Paul Quantrill	RHP	Cobourg, ON	1996-2001
Rich Butler	OF	Toronto, ON	1997
Steve Sinclair	LHP	Victoria, BC	1998-1999
Simon Pond	OF	North Vancouver, BC	2004
Corey Koskie	INF	Anola, MB	2005
Matt Stairs	INF/OF	St. John, NB	2007-2008
Scott Richmond	RHP	North Vancouver, BC	2008-2009; 2011-2012
Shawn Hill	RHP	Mississauga, ON	2010; 2012
Brett Lawrie	INF	Langley, BC	2011-2014
Adam Loewen	OF	Vancouver, BC	2011
Mike Nickeas	C	Vancouver, BC	2013
Dalton Pompey	OF	Mississauga, ON	2014-2018
George Kottaras	C	Scarborough, ON	2014
Russell Martin	C	East York, ON	2015-2018
Michael Saunders	OF	Victoria, BC	2015-2016; 2017
Jeff Francis	LHP	Vancouver, BC	2015
Andrew Albers	LHP	North Battleford, SK	2015
Scott Diamond	RHP	Guelph, ON	2016
John Axford	RHP	Simcoe, ON	2018
Vladimir Guerrero Jr.	INF	Montreal, QC	2019-
Jordan Romano	RHP	Markham, ON	2019-





SMITH MALLEX

O

OUTFIELDER

NON-ROSTER

BIRTHDATE May 6, 1993
 OPENING DAY AGE 28
 BIRTHPLACE Tallahassee, FL
 RESIDENCE Tampa, FL
 INSTAGRAM NA

BATS/THROWS L/R
 HEIGHT/WEIGHT 5-9/170
 CONTRACT STATUS signed thru 2022
 M.L. SERVICE 4.028
 OPTIONS USED 2 of 3

PERSONAL:

- Mallex Lydell Smith.
- Graduated from Rickards High School (FL) in 2011 where he was all-conference in baseball and football...Was offered a football scholarship to Florida A&M.
- Attended Santa Fe Community College in Gainesville, FL for one season where he hit .380 (62-163) with 31 stolen bases.
- Selected by Milwaukee in the 13th round of the 2011 First-Year Player Draft, but did not sign.

LAST SEASON:

- Signed a Minor League Contract with the Reds on June 18.
- Appeared in 22 games with Triple-A Louisville, batting .231 (15-for-65) with a double, a homer, and five RBI.
- Acquired by the Blue Jays in exchange for cash considerations on August 14.
- Split the remainder of the season between the Blue Jays rookie ball squad and the Triple-A Bisons, playing in 13 games while going 10-for-33 (.303) with a double, a triple, two home runs, and nine RBI.

Bold – career high; Red – league high

Year	Club and League	AVG	G	AB	R	H	2B	3B	HR	RBI	BB	IBB	SO	SB	CS	OBP	SLG	OPS	SH	SF	HBP
2012	Padres (ARIZ)	.344	25	96	23	33	2	1	1	10	5	0	19	13	3	.379	.417	.795	2	1	1
	Eugene (NORW)	.188	10	32	6	6	0	0	1	5	6	0	8	4	1	.333	.281	.615	2	0	1
2013	Fort Wayne (MIDW)	.262	110	424	81	111	17	2	4	29	59	0	84	64	16	.367	.340	.707	11	0	12
2014	Fort Wayne (MIDW)	.295	65	254	56	75	13	6	0	15	38	0	55	48	16	.393	.394	.786	5	2	4
	Lake Elsinore (CALL)	.327	55	223	43	73	16	1	5	16	31	0	48	40	10	.414	.475	.889	5	0	2
2015	Mississippi (SOUL)	.340	57	206	35	70	5	2	2	22	27	2	41	23	6	.418	.413	.830	3	2	2
	Gwinnett (AAA)	.281	69	278	49	78	12	6	0	13	24	0	44	34	7	.339	.367	.706	3	1	1
2016	Mississippi (SOUL)	.438	5	16	4	7	0	1	0	4	4	0	5	3	1	.550	.563	1.113	0	0	0
	Gwinnett (AAA)	.400	3	15	5	6	2	1	0	0	0	0	3	1	0	.438	.667	1.104	0	0	1
	ATLANTA (NL)	.238	72	189	28	45	7	4	3	22	20	0	48	16	8	.316	.365	.681	3	1	2
2017	Charlotte (FLOR)	.286	2	7	1	2	0	1	0	0	0	0	0	1	0	.286	.571	.857	0	0	0
	Durham (AAA)	.263	45	186	26	49	7	4	3	10	17	1	45	21	8	.325	.392	.718	2	0	0
	TAMPA BAY (AL)	.270	81	256	33	69	8	4	2	12	23	0	62	16	5	.329	.355	.684	2	1	0
2018	Charlotte (FLOR)	.000	1	4	0	0	0	0	0	0	1	0	1	0	0	.200	.000	.200	0	0	0
	TAMPA BAY (AL)	.296	141	480	65	142	27	10	2	40	47	0	98	40	12	.367	.406	.773	7	2	8
2019	Tacoma (PCL)	.333	10	45	8	15	3	0	1	6	3	0	4	7	0	.375	.467	.842	0	0	0
	SEATTLE (AL)	.227	134	510	70	116	19	9	6	37	42	0	141	46	9	.300	.335	.635	2	1	11
2020	SEATTLE (AL)	.133	14	45	2	6	2	0	0	3	2	0	13	2	0	.170	.178	.348	0	0	0
2021	Louisville (AAA)	.231	22	65	7	15	1	0	1	5	6	0	19	4	2	.296	.292	.588	0	0	0
	Blue Jays (FCL)	.200	6	15	6	3	1	0	0	3	7	0	8	4	1	.478	.267	.745	0	0	1
	Buffalo (AAA)	.389	7	18	7	7	0	1	2	6	5	0	3	3	1	.522	.833	1.355	0	0	0
Minor Totals		.292	492	1884	357	550	79	26	20	144	233	3	387	269	73	.376	.393	.769	33	7	25
MAJOR TOTALS		.255	442	1480	198	378	63	27	13	114	134	0	362	120	34	.325	.361	.686	14	5	21

HOME RUN BREAKDOWN

Total	ONE GAME										RHP	LHP	
	H	A	2	3	4	GS	LO	XN	IP	PH			
13	7	6	1	0	0	0	1	0	0	0	0	12	1

TRANSACTIONS

- Selected by the San Diego Padres in the 5th round of the 2012 First-Year Player Draft
- Traded to the Atlanta Braves along with LHP Max Fried, INF Jace Peterson, INF Dustin Peterson, and international bonus compensation in exchange for OF Justin Upton and RHP Aaron Northcraft on December 19, 2014
- On injured list (left thumb fracture) from June 21-Sept. 16, 2016
- Traded to the Seattle Mariners along with RHP Shaw Simmons in exchange for LHP Luiz Gohara and LHP Thomas Burrows on January 11, 2017
- Traded to the Tampa Bay Rays along with LHP Ryan Yarbrough and SS Carlos Vargas in exchange for LHP Drew Smyly on January 11, 2017
- On injured list (right hamstring strain) from April 14-27, 2017
- On injured list (viral infection) from August 25-September 3, 2018
- Traded to the Seattle Mariners along with OF Jake Fraley in exchange for C Mike Zunino, OF Guillermo Heredia, and LHP Michael Plassmeyer on November 8, 2018
- Signed by the New York Mets on November 4, 2020
- Signed by the Cincinnati Reds on June 18, 2021
- Traded to the Toronto Blue Jays in exchange for cash considerations on August 14, 2021
- Signed by the Toronto Blue Jays on November 29, 2021

BIOGRAPHIES

LAST SEASON

HISTORY

RECORDS

OPPONENTS

PLAYER DEV.

MEDIA & MISC.



GAME HIGHS

ML Debut	April 11, 2016 at WAS	Stolen Bases	4 – May 27, 2019 vs. TEX
Runs	4 – June 21, 2019 vs. BAL	Last ML Home Run	Aug. 26, 2019 vs. NYY
Hits	4 – 4x, last: Aug. 5, 2018 vs. CWS	Longest Hitting Streak	13G – June 1-14, 2019
Home Runs	2 – May 17, 2016 at PIT	Longest On-Base Streak	15G – 2x, last: July 17-Aug. 3, 2019
RBI	4 – May 17, 2016 at PIT	Longest Hitless Streak	24AB – April 18-28, 2019

MILESTONES

Category	Date	Opponent	Pitcher	Notes
Hit	1 April 11, 2016	at Washington	Scherzer	Single
Home Run	1 May 3, 2016	at New York (NL)	Harvey	1R
Multi-HR Game (1)				
	1 May 17, 2016	at Pittsburgh	Nicasio, Caminero	2R, 2R
Leadoff HR (1)	1 March 29, 2019	Boston	Eovaldi	—
RBI	1 April 17, 2016	at Miami	Jackson	Single
Stolen Base	1 April 13, 2016	at Washington	Roark	2nd base
			C-Ramos	
	100 July 30, 2019	at Texas	Jurado	2nd base
			C-Federowicz	

PROFESSIONAL CAREER:

MINORS:

- Named a MID Mid-Season All-Star in 2014 as a member of the Class-A Fort Wayne TinCaps, as well as a Padres organizational All-Star...Split the season between Fort Wayne and Advanced-A Lake Elsinore, batting .310 (148-for-477) with 29 doubles, seven triples, five home runs, and 31 RBI's (.834 OPS).
- In 2015, was named the Braves' Organizational Player of the Year after splitting his season between Double-A Mississippi and Triple-A Gwinnett, hitting a combined .306 (148-for-484) with two home runs, 35 RBI, and 57 steals in 126 games...His 57 steals were the 5th most in all of Minor League baseball and tops in the organization, while his .306 average ranked 5th in the Braves' farm system...Named to the Southern League All-Star game after beginning the season with the M-Braves and hitting .340 (70-for-206) with a team-best 23 steals in 57 games.

2016:

- Made his **MLB debut** on April 11 at WAS, going 1-for-3 with a strikeout...Stayed on the Major League roster through the end of the season, but missed three months with a fractured left thumb.
- Launched his 1st career home run on May 3 at NYM in the 5th inning off **Matt Harvey**.
- Slugged a pair of two-run homers on May 17 at PIT, the only multi-HR game of his career...Was the first Brave with a multi-homer game out of the No. 9 spot in the batting order since pitcher **Derek Lilliquist** in 1990, and the first with a two-homer, four-RBI game since pitcher **Tony Cloninger** in 1966 (two grand slams).

2017:

- Traded twice within a span of 90 minutes on Jan 11, 2017...Sent by the Braves to Mariners, then Mariners to Rays as part of the return for **Drew Smyly**.
- Appeared in 81 games across four stints in the Majors with the Rays and started 68 games (47-CF, 14-LF, 7-RF).
- Went 16-for-21 in stolen base attempts, tying **Steven Souza Jr.** and **Kevin Kiermaier** for the team lead.
- Tied for 4th in the AL with five bunt hits...Were the most by a Ray since **Brandon Guyer** (7) in 2014.
- On April 8 vs. TOR, reached base a career-high five times with a career-high three walks...Posted the 3rd multi-SB game of his career, joining **Carl Crawford** as the only Rays to ever reach five times and record two swipes.
- On June 9 vs. OAK, became the 2nd player in Tampa history with a homer and three stolen bases in a game, joining **Carl Crawford** on May 24, 2006 at TOR...Was the first center fielder to do that since **Mike Cameron** on May 16, 2002 at TOR... Was the 9th center fielder to do it since Baseball Reference data is available (1913), a list that includes Hall of Famers **Rickey Henderson** and **Willie Mays**.

2018:

- Set career-marks in games (141), hits (142), triples (10), and RBI (40).
- The 10 triples tied for the AL lead (also: **Yolmer Sánchez**)...Trailed only **Ketel Marte** (12) for the Major League lead.
- Among players 25-or-younger, his .296 batting average was 4th best in the Majors, trailing only **Mookie Betts** (.346), **Miguel Andújar** (.297), and **Manny Machado** (.297).
- Ranked 3rd in the Majors with 40 stolen bases, trailing only **Whit Merrifield** (45) and **Trea Turner** (43).
- Won the Rays Paul C. Smith Champion Award, given to the player who best exemplifies the spirit of true professionalism on and off the field...Was also selected as the Rays nominee for the Roberto Clemente Award.



2019:

- His career-high 46 stolen bases were tied for 5th most in a single-season in Mariners history.
- Recorded 10 stolen bases against Texas, becoming the 3rd Mariner with 10 steals against a single opponent in single-season club history...Joined **Harold Reynolds** (10 SB vs. the Twins, 1988) and **Ichiro Suzuki** (10 SB vs. the Angels, 2010) in accomplishing the feat.
- Ranked 8th in the Majors with 10 Outs Above Average (Statcast).
- Hit his 1st leadoff home run off **Nathan Eovaldi** on March 29 vs. Boston.
- Recorded a career-high four stolen bases, including a steal of home, on May 27 vs. Texas.
- Recorded his 100th career stolen base on July 30 at Texas.
- Hit his 1st career home run vs. a lefthander, **Nestor Cortes Jr.**, on Aug. 26 vs. NYY.

2020:

- Collected two doubles and three RBI over 14 MLB contests.
- Optioned to the club's alternate training site on Aug 18.

Career-Highs - Statcast

	Speed/Distance	Date
Hardest Hit Ball:	107.1 MPH	June 10, 2016 vs. CHC
Furthest Hit Ball:	412 feet	Aug. 23, 2018 vs. KC
Top Sprint Speed:	32.8 ft/s	Aug. 14, 2017 at TOR

FIRST-YEAR PLAYER DRAFT, 1ST ROUND SELECTIONS

1977	Tom Goffena-SS, #25	2001	Gabe Gross-OF, #15
1978	Lloyd Moseby-OF, #2	2002	Russ Adams-SS, #14
1979	Jay Schroeder-C, #3	2003	Aaron Hill-SS, #13
1980	Garry Harris-SS, #2	2004	David Purcey-LHP, #16
1981	Matt Williams-RHP, #5	2005	Ricky Romero-LHP, #6
1981	John Cerutti-LHP, #21	2006	Travis Snider-OF, #14
1982	Augie Schmidt-SS, #2	2007	Kevin Ahrens-INF, #16
1983	Matt Stark-C, #9	2007	J.P. Arencibia-C, #21
1985	Greg David-OF, #25	2008	David Cooper-IB, #17
1986	Earl Sanders-RHP, #25	2009	Chad Jenkins-RHP, #20
1987	Alex Sanchez-RHP, #17	2010	Deck McGuire-RHP, #11
1988	Ed Sprague-3B, #25	2011	Tyler Beede-RHP, #21
1989	Eddie Zosky-SS, #19	2012	D.J. Davis-OF, #17
1990	Steve Karsay-RHP, #22	2012	Marcus Stroman-RHP, #22
1991	Shawn Green-OF, #16	2013	Phillip Bickford-RHP, #10
1992	Shannon Stewart-OF, #19	2014	Jeff Hoffman-RHP, #9
1992	Todd Steverson-OF, #25	2014	Max Pentecost-C, #11
1993	Chris Carpenter-RHP, #15	2015	Jon Harris-RHP, #29
1994	Kevin Witt-INF, #28	2016	T.J. Zeuch-RHP, #21
1995	Roy Halladay-RHP, #17	2017	Logan Warmoth-SS, #22
1996	Billy Koch-RHP, #4	2017	Nate Pearson-RHP, #28
1996	Joe Lawrence-SS, #16	2018	Jordan Groshans-SS, #12
1997	Vernon Wells-OF, #5	2019	Alek Manoah-RHP, #11
1998	Felipe Lopez-SS, #8	2020	Austin Martin-SS, #5
1999	Alexis Rios-OF, #19	2021	Gunnar Hoglund-RHP, #19
2000	Miguel Negron-OF, #18		





NON-ROSTER

SPRAKER GRAHAM

84

PITCHER

BIRTHDATE March 19, 1995
 OPENING DAY AGE 27
 BIRTHPLACE Tucson, AZ
 RESIDENCE Tucson, AZ
 INSTAGRAM @graham_spraker

BATS/THROWS R/R
 HEIGHT/WEIGHT 6-2/187
 CONTRACT STATUS signed thru 2022
 M.L. SERVICE 0.000
 OPTIONS USED 0 of 3

PERSONAL:

- Graham Spraker.
- Named a 2013 Rawlings Preseason All-American from the West Region.
- Spent four years at Quincy University (IL), going a combined 22-11 with a 3.20 ERA...Trying to become only the 2nd pitcher from Quincy to play in the Majors, joining former Cardinals reliever **Josh Kinney**.

LAST SEASON:

- Made 30 appearances for Double-A New Hampshire before making one relief appearance with Triple-A Buffalo.
- Fashioned a 2-1 record and a 2.74 ERA (13 ER/42.2 IP) with the Fisher Cats, striking out 62 batters and holding opponents to a .190 batting average.
- Appeared in 11 games for the Mesa Solar Sox in the Arizona Fall League, tossing 11.1 shutout innings...Gave up just four hits while walking two batters and striking out 17, earning a spot in the Fall Stars Game and grabbing AFL Reliever of the Year.

Bold – career high; Red – league high

Year	Club & League	W-L	ERA	G	GS	CG	SHO	SV	IP	H	R	ER	HR	HB	BB	IBB	SO	WP	BK	AVG
2017	Bluefield (APP)	1-1	1.62	19	0	0	0	7	33.1	20	8	6	0	0	6	0	39	2	0	.168
2018	Blue Jays (GULF)	0-1	4.15	2	2	0	0	0	4.1	6	3	2	0	0	1	0	3	1	0	.316
	Lansing (MIDW)	4-3	3.26	18	15	0	0	1	91.0	83	37	33	8	5	26	0	66	2	0	.237
2019	Dunedin (FL)	7-5	2.90	24	16	1	0	1	108.2	99	37	35	6	10	28	0	74	5	1	.247
	Buffalo (IL)	0-0	1.69	1	1	0	0	0	5.1	3	1	1	0	0	2	0	5	0	0	.150
2021	New Hampshire (AANE)	2-1	2.74	30	0	0	0	2	42.2	29	14	13	5	2	23	0	62	3	0	.190
	Buffalo (AAAE)	0-0	0.00	1	0	0	0	0	2.0	2	0	0	0	0	0	0	3	0	0	.250
Minor Totals		14-11	2.82	95	34	1	0	11	287.1	242	100	90	19	17	86	0	252	13	1	.226

TRANSACTIONS

- Selected by the Toronto Blue Jays in the 31st round of the 2017 First-Year Player Draft

PROFESSIONAL CAREER:

MINORS:

- Suited up for Rookie-level Bluefield in his first professional season in 2017, making 19 appearances while crafting a 1.62 ERA (6 ER/33.1 IP)...Struck out 39 batters while walking only six...Held opponents to a .168 batting average.
- Split the 2018 campaign between the GCL Blue Jays and Class-A Lansing, going 4-4 with a 3.30 ERA.
- Spent the majority of the 2019 season with Advanced-A Dunedin before making one start with Triple-A Buffalo...Went 7-5 with a 2.90 ERA in Dunedin, earning himself a FSL Mid-Season All-Star nod.
- Did not play in 2020 due to the cancelled Minor League season.
- Trained at Kalvary Fitness in Glendale, AZ, with numerous Minor League and indy-ball players.





SPRINGER GEORGE

4

OUTFIELDER

BIRTHDATE September 19, 1989
 OPENING DAY AGE 32
 BIRTHPLACE New Britain, CT
 RESIDENCE New Britain, CT
 INSTAGRAM @georgespringer

BATS/THROWS R/R
 HEIGHT/WEIGHT 6-3/220
 CONTRACT STATUS signed thru 2026
 M.L. SERVICE 7.166
 OPTIONS USED 0 of 3

PERSONAL:

- George Chelston Springer III.
- Graduated from Avon Old Farms High School in New Britain, CT, where he also played soccer...Drafted by Minnesota in the 48th round following his senior season, but did not sign and went on to attend the University of Connecticut.
- Played three seasons at UConn before being drafted by Houston with the 11th overall selection in the 2011 First-Year Player Draft...Became the highest-drafted player in school history...In 2009, became the first player in UConn school history to be named the Big East Rookie of the Year...In 2011, was named a First Team All-American by Perfect Game USA, Louisville Slugger and the NCBWA, and was a semifinalist for both the Dick Howser Trophy and Golden Spikes Award.
- Both of his parents also attended UConn...His father, George II, played in the 1976 Little League World Series...His mother, Laura, is a former gymnast...George took gymnastics lessons starting at 18 months old until he was 12.
- Married to Charlise, who played softball at the University of Albany, and for Puerto Rico's national team...His sister, Lena, also a softball player, played three years at Ohio State.
- Has been the Stuttering Association for the Young (SAY) spokesperson since 2014...Has hosted the annual "All-Star Bowling Event" since 2015...At the event, Springer, teammates, coaches and other professional athletes help to raise money for children and their families to attend Camp SAY, a summer camp for young people who stutter.
- Has been named an All-Star on three occasions (2017, 2018, 2019), won two Silver Slugger awards (2017, 2019), and was named 2017 World Series MVP.
- Signed a six-year, \$150 million deal with the Blue Jays on January 23, 2021, marking the largest contract in franchise history.

LAST SEASON:

- Held a .907 OPS, the 2nd-best mark of his career (.974 in 2019)...Produced a 1.077 OPS while playing in the outfield.
- Started the season on the injured list with a left oblique strain...Later sustained a quad injury while rehabbing...Activated on April 28.
- Made his Blue Jays debut on April 28 vs. WAS, finishing the night 0-for-4...Was the 1st time in his career that he had not reached base in his 1st game of a season.
- Picked up his **1st hit** as a Blue Jay on April 30 vs. ATL with a single in the 1st...Stole his 1st base of the season later in the inning...Also walked twice to finish 1-for-3.
- Hit his **1st** and **2nd** home runs as a Blue Jay on May 1 vs. ATL, his 15th career multi-homer game (last: Sept. 20, 2020 vs. ARI)...Hit his 2nd jack at 116.4 MPH, the hardest hit ball of his career, and the 2nd hardest for a Jays home run in the Statcast era...Hit only one of his 174 homers as an Astro in a 3-0 count, but hit his first two bombs as a Blue Jays batter in a 3-0 count...Became the 3rd MLB player (since tracking started in 1988) to hit two 3-0 homers in the same game, joining **Chase Utley** (June 28, 2007) and **Derek Norris** (May 11, 2014).
- Placed back on the 10-day IL from May 3-June 21 with a right quad strain...Went 3-for-17 with a double and an RBI in five rehab games with Triple-A Buffalo.
- Launched his **3rd home run** on June 25 vs. BAL, his first hit since coming off the IL on June 21, and his first hit since his pair of homers on May 1 vs. ATL.
- Hit his **4th longball** on July 2 vs. TB in his 1st game batting cleanup in 2021.
- Drilled his **5th home run** on July 3 vs. TB, homering in consecutive games for the 1st time of the campaign (22nd career).
- Batted leadoff on July 24 at NYM for the 1st time since May 2 and belted his **8th homer** of the year...Was his 3rd jack in five games while batting 1st this season.
- Blasted his **10th** & **11th** home runs on July 31 vs. KC, his 2nd multi-homer game of the year...Homered on the 1st pitch of the game, becoming the 10th Blue Jay (16th time) to do so (since 1988 when pitch tracking began), and the first since **Steve Pearce** on April 8, 2018 at TEX...Marked his 40th career leadoff bomb, becoming the 8th player in MLB history to reach the mark.
- Named AL Player of the Week for July 26-Aug. 1, his 3rd career POTW...Went 10-for-25 (.400) with eight runs, five doubles, three homers, and seven RBI (1.476 OPS).
- Notched his **12th roundtripper** on Aug. 3 vs. CLE, his 2nd leadoff homer of the season and the 41st of his career.
- Launched the 1st pitch of the game 439 feet over the center-field wall on Aug. 4 vs. CLE, his **13th homer** of the season...Became the 3rd player in team history to homer on the 1st pitch of a game multiple times in a season (also: July 15 vs. KC), joining **Alex Rios** in 2007 and **Jose Reyes** in 2014...Notched leadoff homers in consecutive games, the 4th Blue Jay ever to accomplish the feat (**Damaso Garcia** in 1983, **Jose Cruz Jr.** in 2000, **Devon Travis** in 2016)...Marked his 3rd leadoff jack of 2021 (42nd of his career).
- Drilled his **14th home run** on Aug. 8 vs. BOS, a go-ahead three-run bomb in the 8th...Also singled, walked, and reached on an error, scoring 4+ runs for the first time of the year (7th career), and the first time since May 12, 2019 vs. TEX.
- Named AL Player of the Week for Aug. 2-8, becoming the 1st player in team history to take consecutive weekly honours...Hit .364 (12-for-33) with three doubles, a triple, three homers (two leadoff homers), and 11 RBI (1.177 OPS).
- Crushed his **15th** and **16th** home runs on Aug. 11 at LAA, both solo shots, for his 3rd multi-homer game of the season (17th career).
- Landed on the IL for a 3rd time from Aug. 15-29 with a left knee sprain.
- Snapped a season-long 12-game homerless drought with a **two-run bomb** in the 7th inning on Sept. 25 at MIN
- Went 3-for-4 on Sept. 26 at MIN with his **19th blast**, homering in consecutive games for the 3rd time in 2021 (24th career).
- Notched his 2nd four-hit game of 2021 on Oct. 2 vs. BAL, also blasting his **20th home run** of the year...Reached the 20-homer mark for the 6th time in his career.

BIOGRAPHIES

LAST SEASON

HISTORY

RECORDS

OPPONENTS

PLAYER DEV.

MEDIA & MISC.



TRANSACTIONS

- Selected by the Houston Astros in the 1st round (11th overall) of the 2011 First-Year Player Draft
- On disabled list (left quad strain) on July 20, 2014 for the remainder of the season
- On disabled list (concussion) from May 6-12, 2015
- On disabled list (right wrist fracture) from July 2-September 3, 2015
- On disabled list (left quad discomfort) from July 25-August 8, 2017
- On disabled list (sprained left thumb) from August 6-16, 2018
- On disabled list (strained left hamstring) from May 25-June 23, 2019
- Signed by the Toronto Blue Jays on January 23, 2021
- On injured list (left oblique strain) from March 29-April 27, 2021
- On injured list (right quad strain) from May 3-June 21, 2021
- On injured list (left knee sprain) from August 15-29, 2021

GAME HIGHS

ML Debut	April 16, 2014 vs. KC	Stolen Bases	3 – April 27, 2015 at SD
Runs	5 – 2x, last: May 12, 2019 at KC	Last ML Home Run	Oct. 3, 2021 vs. BAL
Hits	6 – May 7, 2018 at OAK	Longest Hitting Streak	14G – June 7-21, 2015
Home Runs	3 – Sept. 22, 2019 vs. LAA	Longest On-Base Streak	25G – June 27-Sept. 26, 2015
RBI	5 – 6x, last: Oct. 3, 2021 vs. BAL	Longest Hitless Streak	20AB – June 22-26, 2018

MILESTONES

Category	Date	Opponent	Pitcher	Notes
Hit	1 April 16, 2014	Kansas City	Guthrie	Single
Home Run	1 May 8, 2014	at Detroit	Smyly	1R
	100 March 29, 2018	at Texas	Hamels	Leadoff HR
Multi-HR Game (17)	17 Oct. 3, 2021	Baltimore	Zimmermann, Hanhold	1R, GS
Three-HR Game 1	Sept. 22, 2019	Los Angeles (AL)	Rodriguez (2), Suarez	1R, 2R, 1R
Grand Slam HR (6)	6 Oct. 3, 2021	Baltimore	Hanhold	3rd inning
Leadoff HR (43)	43 Oct. 3, 2021	Baltimore	Zimmermann	—
Walk-off HR (2)	1 June 1, 2016	Arizona	Clippard	1R, 11th inning
	2 April 5, 2017	Seattle	De Jong	3R, 13th inning
Extra-Inning HR (4)	4 Sept. 2, 2019	at Milwaukee	Guerra	1R, 10th inning
Inside-The-Park HR (2)	1 May 14, 2019	at Detroit	Farmer	1R
	2 Sept. 20, 2020	Arizona	Widener	1R
RBI	1 April 18, 2014	at Oakland	Gray	Single
	500 Oct. 1, 2021	Baltimore	Mattson	Single
Stolen Base	1 April 18, 2014	at Oakland	Gray	2nd base
			C-Jaso	

PROFESSIONAL CAREER:

MINORS:

- Combined to hit .302 with 21 doubles, 10 triples, 24 home runs, 87 RBI, and 32 stolen bases at two levels in 2012 (Advanced-A Lancaster and Double-A Corpus Christi)...Earned Mid-Season and Post-Season All-Star honours...Following the season, was named an Organization All-Star by MiLB.com...Played for Mesa in the Arizona Fall League and hit .286 (20-for-70) with four doubles, three triples, four home runs, and 14 RBI in 21 games...Named an AFL Rising Star.
- Named Minor League Baseball's 2013 Offensive Player of the Year and the Astros Minor League Player of the Year after hitting .303 with 27 doubles, four triples, 37 homers, 108 RBI, 45 stolen bases, and a 1.010 OPS combined between Triple-A Oklahoma City (62G) and Double-A Corpus Christi (73G)...Was one of the nine position players named to Baseball America's Minor League All-Star Team...Named to MLB.com's All-Prospect Team...Received Texas League Player of the Year honours and was a Mid-Season and Post-Season All-Star after hitting .297 with 19 homers and 23 steals in 73 first-half games with Corpus Christi...Started the second half with Triple-A Oklahoma City and from then on led the Pacific Coast League in runs (49), extra-base hits (29), total bases (136), homers (18), RBI (53), SLG (.626) and OPS (1.050).



2014:

- Finished one home run shy of tying the Astros club record for home runs by a rookie (**Lance Berkman** - 21 in 2000), hitting 20 home runs to go with 58 RBI in 78 games.
- Set franchise rookie records for home runs (19) and RBI (50) prior to the All-Star Break.
- Selected to the Major League roster on April 16 and made his **MLB debut** vs. KC...Recorded a hit, a walk and a run scored.
- Collected a hit in each of his first five games (April 16-20) to start his career.
- Became the 1st rookie in Houston's history to homer in four straight games (five total homers), from May 21-26.
- Became the 2nd rookie in MLB history to hit seven home runs over a seven-game span (May 21-29), joining **Rudy York** (Aug. 22-27, 1937).
- Recorded two home runs and five RBI in what was his 33rd career game on May 24 at SEA...His five runs tied a franchise record, last achieved by **Cody Ransom** on Sept. 20, 2007...Marked the first multi-homer game by an Astros rookie since **Hunter Pence** hit two on Aug. 31, 2007 at CHC.
- Went 4-for-4 with five runs scored, three RBI, two doubles, a home run and a walk on May 26 at KC, becoming the 1st player in Astros history to reach all of those marks in a single game.
- Named AL Rookie of the Month for May, becoming the 4th Astros player to win a Rookie of the Month Award...Hit .294 (30-for-102) with four doubles, one triple, 10 homers, 25 RBI and a 1.032 OPS.
- Placed on the DL on July 23 with a left quad strain for the remainder of the season.

2015:

- Finished 5th among AL outfielders in on-base percentage (.367) and 8th in OPS (.826).
- His 36 home runs within his first 180 games in the Majors set an Astros record, previously held by **Glenn Davis** (35 HR).
- Batted .319 (66-for-207) with an .880 OPS (.383 OBP/.498 SLG) on the road.
- Placed on the seven-day Concussion DL on May 6 and was activated on May 13...Placed on the 15-day DL from July 2-Sept. 3 with a right wrist fracture after getting hit by a pitch on July 1 vs. KC.
- Posted a career-long, 14-game hitting streak from June 7-21, in which he hit .458 (27-for-59) with four doubles, four home runs, seven RBI and a .492 OBP.
- Hit his 1st career leadoff homer on June 19 at SEA.
- Put together a career-long 25-game on-base streak from June 27-Sept. 26.

2016:

- Set career highs in games (162), at-bats (644), hits (168), doubles (29), triples (5) and walks (88).
- Named a finalist for the Gold Glove Award...Ranked 2nd among AL right fielders in fielding percentage with a .994 mark.
- Played in all of Houston's 162 games, becoming the 7th player in club history to play all 162 games of a season.
- Led the Majors in plate appearances (744), which tied for 2nd all-time in club history for a single season with **Craig Biggio's** 1997 season, behind only **Biggio's** 1999 season (749).
- Tied for 4th in the AL in walks (88)...Tied for 6th in the Majors and 5th in the AL in runs scored (116)...Marked the most runs by an Astros player since **Jeff Bagwell** (126) and **Craig Biggio** (118) in 2001.
- Became the 1st player in franchise history to hit three grand slams in a single season...According to Elias, became the 2nd player in MLB history to hit a grand slam as a visitor at both Fenway Park and Yankee Stadium (new or old) in the same year, joining **Al Rosen** (1951)...Tied for 2nd in the Majors with five games of 4+ RBI, behind only **Kendrys Morales** (6).
- Was one of five AL Final Vote candidates for the All-Star Game and finished 2nd to Toronto's **Michael Saunders** in the AL Final Vote balloting.
- Hit his 1st career grand slam on April 6 at NYY in the 2nd inning off **Michael Pineda**.
- Recorded four RBI in consecutive games from May 13-14...Used his 2nd grand slam to do so on May 14 at BOS.
- Knocked his 1st career walk-off home run on June 1 in the 11th inning off RHP **Tyler Clippard**.
- Went 3-for-5 with a triple, a walk, two runs scored and a grand slam, tying his career high with five RBI on June 24 at KC...Tripled to lead off the game, then hit a grand slam later in the 1st inning...Per Elias, became the first leadoff hitter to hit a grand slam in the 1st inning of a game since Seattle's **Danny Tartabull** on April 15, 1986 at CAL...Also became the 1st player in the modern era to hit a triple and a grand slam in the 1st inning of a game...Only one other player in the divisional era (since 1969) had a triple and grand slam in any inning (**Brandon Inge** - April 23, 2004 vs. CLE, 6th inning).
- Recorded a hit in seven straight at-bats from Sept. 24-26...Was one hit shy of tying the franchise record set by **Lance Berkman**, who hit in eight consecutive at-bats from May 4-8, 2008.

2017:

- Made his 1st career All-Star Team, received a Silver Slugger Award and was named MVP of the World Series.
- Hit all 34 of his home runs out of the leadoff spot in the lineup, which set a franchise record and tied for the 7th most homers ever recorded by a leadoff hitter in MLB history...The only AL players to hit more homers out of the leadoff spot in a single season were **Alfonso Soriano** (38 in 2002, 35 in 2003) and **Brady Anderson** (35 in 1996)...Became the 1st player in MLB history with 27 homers from the leadoff spot prior to the All-Star Break.
- Notched nine leadoff homers, the most in MLB and tied for the 4th most leadoff homers by a player in AL history with **Rickey Henderson** (1986), behind only **Alfonso Soriano** (13 in 2003), **Brady Anderson** (12 in 1996) and **Jacque Jones** (11 in 2002)...Also set a new franchise record, surpassing the previous record of eight, reached by **Craig Biggio** in 2001 and himself in 2016.
- Tied for 2nd in the AL in runs (112) with **Jose Altuve**, behind **Aaron Judge** (128).
- Hit a leadoff home run on Opening Day on April 3 vs. SEA off **Felix Hernandez**...Became the 2nd player in franchise history to do so, joining **Terry Puhl** who did so twice (April 6, 1980 vs. LAD and April 6, 1978 at CIN).
- Belted a walk-off home run in the 13th inning on April 5 vs. SEA...Marked his 4th career walk-off hit and 2nd walk-off homer.
- Hit another leadoff blast on April 6 vs. SEA, becoming the first player in club history to hit a leadoff homer one game after hitting a walk-off home run...The last MLB player to do so was **Scott Hairston** for the Padres from Aug. 3-4, 2007.
- On April 9 vs. KC, knocked a 3rd leadoff home run and scored the winning run in the 12th inning...Became the 1st player in Major League history to hit three leadoff homers within his team's first seven games of a season.
- Cranked his 4th leadoff home run of the year on April 11 at SEA, becoming the first player in MLB history to record four leadoff homers within his team's first nine games of a season.
- Recorded a multi-homer game (4th career) in the back half of Houston's doubleheader at NYY on May 14...Included his 5th leadoff homer of the season before he homered again to lead off the 2nd inning...Became the 4th player in MLB's expansion era (since 1961) to hit home runs to lead off each of the first two innings of a game, joining **Chad Curtis** (1995), **Stan Javier** (1999) and **Manny Machado** (2015)...Also became the 4th player in Astros history to homer in the 1st and 2nd innings of a game, joining **Jose Altuve** (2016), **Lance Berkman** (2002) and **Craig Biggio** (1997).
- Named AL Player of the Week for May 29-June 4...Had multiple hits in all six games, hitting .500 (15-for-30) with 11 runs, five home runs, nine RBI and a 1.565 OPS (.531 OBP/1.033 SLG).
- Went 3-for-5 with two home runs, including his 6th leadoff homer of the season, on June 4 at TEX.



- On July 7 at TOR, became the 1st player in club history (13th in MLB history) to have a four-hit, five-RBI game out of the leadoff spot.
- Elected to start the All-Star Game via the fan vote, getting the start in left field.
- Placed on the 10-day DL with left quad discomfort from July 25-Aug. 8.
- Slugged his 4th career grand slam on Sept. 27 at TEX.
- Named the **Willie Mays World Series MVP** as part of a postseason in which he hit .292 (21-for-72) with five doubles, six homers, nine RBI, and a .997 OPS...Became the 8th outfielder to win the World Series MVP award.
- Batted .379 (11-for-29) in the World Series with three doubles, five homers, seven RBI, and eight runs scored, becoming the 1st player ever to reach those totals in a single World Series...His eight extra-base hits in the World Series set a new MLB record, surpassing **Willie Stargell**, who posted seven in the 1979 World Series...His five home runs in the World Series tied Hall of Famer **Reggie Jackson** (1977) and **Chase Utley** (2009) for the most in a single Fall Classic...His five homers from the leadoff spot set a new record for a World Series, eclipsing the previous mark of four set by **Lenny Dykstra** during the 1993 Fall Classic.
- Homered in four consecutive World Series games, becoming the 1st player to do so in a single World Series...Joined Hall of Famers **Lou Gehrig** and **Reggie Jackson** as the only players to homer in four consecutive World Series games overall.
- Recorded an MLB-record 29 total bases during the World Series, eclipsing the previous mark of 25 shared by Hall of Famers **Reggie Jackson** (1977) and **Willie Stargell** (1979)...Became the 1st player ever to record an extra-base hit in six consecutive World Series games.
- Following the season, was named the winner of the NY Chapter of the BBWAA Arthur and Milton Richman "You Gotta Have Heart Award" for overcoming challenges of his stutter...Was also named the Boston Chapter of the BBWAA "New England Player of the Year".

2018:

- Named an AL All-Star for the 2nd time in his career.
- His six leadoff home runs ranked 2nd in the AL behind **Francisco Lindor** (9).
- Tied for 7th in the AL in runs scored with 103...Became the 4th player in Astros history with at least three consecutive 100-run seasons, joining **Craig Biggio** (1995-1999), **Jeff Bagwell** (1996-2001) and **Lance Berkman** (2001-2004).
- Made his 4th consecutive Opening Day start on March 29 at TEX and hit a **leadoff homer** off **Cole Hamels**...Marked his 100th career home run and his 2nd consecutive Opening Day leadoff home run...Became the 1st player in MLB history to hit a leadoff homer on consecutive Opening Day games...Became the 2nd player in Astros history with multiple career Opening Day homers (also **Terry Puhl** in 1978 and 1980).
- Went 6-for-6 with a double, a **three-run homer**, four singles and four runs scored on May 7 at OAK, setting a franchise record for hits in a nine-inning game...Joined **Joe Morgan** as the only players in club history to record **six hits in a game**, as Morgan did so in a 12-inning contest on July 8, 1965 at MIL...Marked the 65th time in MLB history that a player recorded six hits in a nine-inning game.
- Combined with **Alex Bregman** and **Jose Altuve** for back-to-back-to-back home runs on June 20 vs. TB, the 6th time in franchise history that the Astros combined for three consecutive home runs.
- Voted to the AL All-Star Team via the player vote...Became the first Astros outfielder to be named to two consecutive All-Star Teams since **Lance Berkman** from 2001-2002...Hit back-to-back home runs with **Alex Bregman** in the 2018 All-Star Game, becoming the first pair of teammates to hit back-to-back homers in an All-Star Game since the Dodgers' **Steve Garvey** and **Jimmy Wynn** did so in the 1975 All-Star Game.
- Belted his **5th career grand slam** on July 21 at LAA...Marked his 5th slam on the road, surpassing **Jeff Bagwell** (4) for the most road grand slams in club history.
- Placed on the 10-day DL with a sprained left thumb from Aug. 6-16.
- Hit .400 (14-for-35) with six runs, three doubles, four homers, eight RBI and a 1.276 OPS (.447 OBP/.829 SLG) in eight postseason games...Became Houston's all-time leader in postseason homers (11), doubles (10), extra-base hits (15) and hits (40)...Moved into a tie for 12th place all-time among AL players in postseason homers...Tied **Lenny Dykstra** (9) for the most postseason homers in MLB history by a leadoff hitter.
- Recorded a hit in all eight postseason games, stretching his postseason hitting streak to 14 games, tied for the 8th-longest streak in MLB history and marked the longest in Astros history.
- Went 2-for-4 with a single, two runs scored and a **solo homer** in Game 1 of the ALDS vs. CLE...Marked his 5th consecutive postseason game with a homer, becoming the 3rd player in MLB history to hit a home run in five consecutive playoff games, joining **Carlos Beltrán** (2004) and **Daniel Murphy** (6 games in 2015).
- **Homered** in Game 4 of the ALCS vs. BOS, his 31st career game in the postseason...Marked the 3rd most postseason home runs by a player within his first 31 career games in the playoffs all-time, behind **Carlos Beltrán** (14) and **Nelson Cruz** (13).



2019:

- Led the Majors with 12 leadoff home runs, one shy of the MLB record of 13 set by **Alfonso Soriano** in 2003...Tied the Major League record for total homers hit by a leadoff hitter over a single season (39), tying **Soriano's** record set in 2006.
- Recorded the 6th most RBI by a leadoff hitter in a single season in MLB history (96).
- Set career highs in homers (39), RBI (96), batting average (.292), OBP (.383), SLG (.591), and OPS (.974).
- Among AL players, ranked 4th in OPS, 4th in slugging, 5th in homers and 7th in on-base percentage.
- Ranked 3rd in the AL in OPS with runners in scoring position (1.116)
- Finished 4th among AL center fielders in defensive runs saved (6).
- On Opening Day, March 28 at TB, hit a [three-run homer](#) of **Blake Snell**, marking his 3rd straight Opening Day game with a home run...Joined **Khris Davis** as the only Major League players to homer on Opening Day in each of the 2017-2019 seasons.
- Knocked his his [1st leadoff homer](#) of the season on April 1 at TEX off **Drew Smyly**...Was his 6th career leadoff homer at Globe Life Park, the most by any visiting player in Arlington all-time.
- Went 5-for-5 with two home runs, including a leadoff homer, five runs scored and four RBI on May 12 vs. TEX...Became the 1st player in club history to record five hits and score five runs in the same game...Tied a franchise record for runs scored in a game (last: himself on May 26, 2014 at KC)...Marked the 3rd game of his career with at least five hits, tying **Cesar Cedeño** for the most five-hit games in Astros history...Became the 3rd leadoff hitter in MLB history with a five-hit, two-homer, five-run game, joining **Matt Carpenter** (June 26, 2018 vs. CLE) and **Tim Lincecum** (Sept. 16, 1983 vs. TOR).
- Named the AL Co-Player of the Week for the week of May 12, his 2nd career weekly award (also May 29-June 4, 2017)... In seven games, led all AL players in batting (.519, 14-for-27), hits (14), home runs (5), and OPS (1.711)...Three of his five homers were leadoff shots...During the week, recorded a hit in six straight at-bats, scored a run in six straight plate appearances and reached base in seven straight plate appearances.
- Recorded his 1st career [inside-the-park](#) home run on May 14 at DET in the 5th inning off **Buck Farmer**.
- Left the game in the 8th inning on May 24 vs. BOS and was placed on the 10-day injured list with a strained left hamstring from May 25-June 23...At the time of his placement on the IL, was leading the AL in homers (17), RBI (43) and total bases (119) while ranking 2nd in runs (41), SLG (.654), and OPS (1.032).
- Named to the AL All-Star team for the 3rd time in his career, and made his 2nd All-Star Game start (1-for-2).
- Notched his his 10th career multi-homer game on July 15 at LAA.
- Belted a game-winning [solo homer](#) in the top of the 10th inning on Sept. 2 at MIL...Was his 30th home run of the season, and his 4th career extra-innings homer.
- Recorded his 1st career three-homer game as he went yard in each of his first three plate appearances on Sept. 22 vs. LAA...Became the 1st leadoff hitter in Astros history with a three-homer performance.
- Batted .205 (15-for-73) with four doubles, four homers, eight RBI and three stolen bases across 18 postseason games.
- Had a strong World Series performance, batting .296 (8-for-27) with six extra-base hits (4-2B, 2 HR), four RBI and a 1.108 OPS...Became the 2nd player in MLB history to record at least six XBH and six walks in a single World Series, joining **Barry Bonds** (2002).
- [Homered](#) in Game 1 of the World Series, giving him five straight games with a home run in the World Series, a new MLB record streak as he surpassed Hall of Famers **Lou Gehrig** and **Reggie Jackson**.
- Hit a [two-run home run](#) in Game 5 of the World Series, the 7th WS homer of his career, putting him into a tie for 10th place on MLB's all-time World Series home runs list...Gave him the most career World Series homers by a leadoff hitter in MLB history (7), directly ahead of **Hank Bauer** (6) and **Lenny Dykstra** (6).
- Recorded two doubles in Game 6 of the World Series for his 5th career multi-XBH game in the WS, tying **Babe Ruth**, **Duke Snider** and **Lou Gehrig** for the most all-time.

2020:

- Batted .265 with six doubles, two triples, 14 home runs, 32 RBI, 24 walks, and a .899 OPS over 51 games.
- Had a 12-game hitting streak from Sept. 12-25, batting .367 (18-for-49) with six home runs, nine RBI and a 1.183 OPS... Was the longest hitting streak by an Astro in 2020.
- Walked, scored two runs and hit a [leadoff homer](#) on Sept. 15 vs. TEX...Was his 11th career leadoff blast against the Rangers...Marked the 2nd most leadoff homers against any single opponent in MLB history (**Rickey Henderson** - 12 vs. CLE)... Gave him 39 career leadoff home runs, 8th most in MLB history and trailing only **Rickey Henderson** (73), **Ian Kinsler** (48) and **Brady Anderson** (44) for 4th most in the AL...Trailing only **Craig Biggio** (53) in Astros history.
- Went 3-for-4 with two homers on Sept. 20 vs. ARI...Notched his 2nd career [inside-the-park](#) home run (also: May 14, 2019 at DET)...Was his 2nd multi-homer game of the season, also doing so in Game 2 of a doubleheader on Sept. 5 vs. LAA... Became the 3rd Astros player to record a multi-homer game that included an inside-the-park home run, joining **Ken Caminiti** (2x: May 22, 1993 at SD and July 3, 1994 vs. CHC) and **Jimmy Wynn** (July 30, 1967 vs. NYM).
- In 25 games in September, batted .316 (31-for-98) with two doubles, two triples, nine home runs, 15 RBI, nine walks and a 1.033 OPS...His nine home runs tied for 2nd most in the AL behind only **José Ramírez**.
- Batted .263 (15-for-57) with a double, four home runs, 10 RBI and a .791 OPS during the postseason.
- Went 4-for-5 with a double, RBI and a run scored in Game 1 of the ALDS at OAK...Became the 6th Astros player to record four-or-more hits in a postseason game.
- Hit [two home runs](#) in Game 2 of the ALDS...Became the 7th Astros player to record a multi-homer game in the playoffs.
- Belted his 1st career postseason [leadoff home run](#) in Game 5 of the ALCS vs. TB...Joined **Craig Biggio** (2004 NLCS Game 7) as the only players in Astros history to hit a leadoff homer in the postseason...The blast was the 10th leadoff homer on the 1st pitch of a postseason game since pitch counts were first tracked in 1988, and the first since **David Freese** in 2018 World Series Game 5...Gave him the franchise lead in postseason home runs (19) and tied him with **Albert Pujols** for 4th all-time, while his 17 homers and 34 RBI as a leadoff hitter in the postseason marked the most in MLB history.

Career-Highs - Statcast

	Speed/Distance	Date
Hardest Hit Ball:	116.4 MPH	May 1, 2021 vs. ATL
Furthest Hit Ball:	476 feet	May 7, 2018 at OAK
Top Sprint Speed:	33.4 ft/s	June 9, 2016 at TEX





STADLER FITZ

73
PITCHER

BIRTHDATE April 2, 1997
OPENING DAY AGE 25
BIRTHPLACE Glenview, IL
RESIDENCE Glenview, IL
INSTAGRAM @fitzstadler

BATS/THROWS R/R
HEIGHT/WEIGHT 6-9/230
CONTRACT STATUS signed thru 2022
M.L. SERVICE 0.000
OPTIONS USED 0 of 3

PERSONAL:

- Fitzpatrick Miller Stadler.
- Named a 2015 Rawlings Preseason All-American from the Central Region.
- Drafted by the Chicago Cubs in the 32nd round of the 2015 MLB Draft but elected to attend Arizona State University.
- Played three seasons for the Sun Devils, making 31 appearances (four starts) while pitching to a 1-2 record and a 6.62 ERA.

LAST SEASON:

- Split the 2021 season between Double-A New Hampshire and Triple-A Buffalo, making 39 combined appearances (one start).
- Combined to strike out 69 batters over 48.2 innings...The 12.9 SO/9 mark was the highest of his career (9.8 SO/9 in 2018).

Bold - career high; Red - league high

Year	Club & League	W-L	ERA	G	GS	CG	SHO	SV	IP	H	R	ER	HR	HB	BB	IBB	SO	WP	BK	AVG
2018	Bluefield (APP)	2-0	0.79	5	0	0	0	0	11.1	6	1	1	0	1	3	0	17	0	0	.150
	Vancouver (NORW)	2-2	2.22	16	0	0	0	0	24.1	21	8	6	1	2	9	2	22	3	0	.241
2019	Lansing (MIDW)	6-7	4.92	27	16	0	0	0	106.0	121	68	58	5	2	40	1	94	6	1	.289
2021	New Hampshire (AANE)	2-1	4.79	26	1	0	0	1	35.2	26	24	19	4	2	26	0	52	5	0	.194
	Buffalo (AAAE)	0-0	7.62	13	0	0	0	1	13.0	12	11	11	3	2	9	0	17	1	0	.250
Minor Totals		12-10	4.49	87	17	0	0	2	190.1	186	112	95	13	9	87	3	202	15	1	.255

TRANSACTIONS

- Selected by the Toronto Blue Jays in the 18th round of the 2018 First-Year Player Draft

PROFESSIONAL CAREER:

MINORS:

- Pitched in 21 contests during his 1st professional season split between Rookie-level Bluefield and Class-A (short) Vancouver in 2018, forming a 4-2 record and a 1.77 ERA (7 ER/35.2 IP).
- Spent the 2019 campaign with Class-A Lansing, winning a career-high six games over 27 appearances (16 starts)...Also set career-best marks in innings pitched (106.0) and strikeouts (94).
- Did not play in 2020 due to the cancelled Minor League season.
- Worked out at Prime Athletics in Grayslake, IL, where he made significant gains in velocity.

BLUE JAYS, PITCHERS 40+ YEARS OLD TO WIN GAME - ALL-TIME

GAME DATE	PITCHER	OPP	AGE
5/4/2015	R.A. Dickey	vs. Yankees	40 years, 187 days
6/22/2013	Darren Oliver	vs. Orioles	42 years, 259 days
5/11/2013	Darren Oliver	at Red Sox	42 years, 217 days
5/6/2013	Darren Oliver	at Rays	42 years, 212 days
8/27/2012	Darren Oliver	at Yankees	41 years, 326 days
6/23/2012	Darren Oliver	at Marlins	41 years, 261 days
6/19/2012	Darren Oliver	at Brewers	41 years, 257 days
4/20/2002	Dan Plesac	at Yankees	40 years, 75 days
8/29/1998	Dave Stieb	vs. Twins	41 years, 38 days

BIOGRAPHIES

LAST SEASON

HISTORY

RECORDS

OPPONENTS

PLAYER DEV.

MEDIA & MISC.





STRIPLING ROSS

48
PITCHER

BIRTHDATE November 23, 1989
 OPENING DAY AGE 32
 BIRTHPLACE Bluebell, PA
 RESIDENCE Houston, TX
 INSTAGRAM @ross_stripling

BATS/THROWS R/R
 HEIGHT/WEIGHT 6-1/215
 CONTRACT STATUS signed thru 2022
 M.L. SERVICE 5.115
 OPTIONS USED 1 of 3

PERSONAL:

- Thomas Ross Stripling.
- Resides in Houston, TX, with his wife, Shelby...Was delayed arriving to 2021 Spring Training with the arrival of his son, Jaxon, on Feb. 19.
- Is a licensed stockbroker and has worked for a financial management firm for several off-seasons.
- Hosted a weekly podcast called "Big Swing Podcast".
- Was a three-sport athlete at Carroll High School (Southlake, TX).
- Played college baseball at Texas A&M, where he starred for four seasons, going a combined 31-11 with a 3.13 ERA in 70 games (49 starts)...On May 12, 2012, he threw the 11th no-hitter in school history, a 1-0 victory over San Diego State... As a junior in 2011, went 14-2 record with a 2.29 ERA...The 14 wins led the country and were 3rd most for single season in Texas A&M history...Selected as an All-American by the American Baseball Coaches Association/Rawlings (First Team), Collegiate Baseball (Third Team) and College Baseball Insider (Honorable Mention)...A standout in the classroom, he was selected as a third team Capital One Academic All-American and a first team Academic All-Big 12 selection...Garnered first team All-Big 12 and ABCA/Rawlings All-Midwest Region Team accolades as well earning Big 12 Pitcher of the Week on three separate occasions.
- Selected in the 5th round of the 2012 First-Year Player Draft by the Dodgers, four rounds after Aggies teammate RHP **Michael Wacha** (STL - 19th overall).

LAST SEASON:

- Made 19 starts and five relief appearances...Was 5-6 with a 4.69 ERA (45 ER/86.1 IP) as a starter and went 0-1 with a 5.40 ERA (9 ER/15.0 IP) out of the bullpen.
- Started the 1st ever regular-season game at TD Ballpark in Dunedin, FL, on April 8 vs. LAA...Took a 5.0-inning no-decision as Toronto lost, 7-5, in 11 innings.
- Placed on the injured list with a right forearm flexor strain from April 12-May 1.
- Allowed five hits and two runs on 70 pitches (44 strikes) over 4.1 IP (1BB/4K) on May 2 vs. ATL, his first game back from the IL...The two earned runs were the fewest in his first five starts as a Blue Jay.
- Took a no-decision on May 13 at ATL, tossing 5.0 innings with four hits, two runs, a walk, and [nine strikeouts](#)...The nine punchouts were one shy of his career-high, and his most since May 30, 2018 vs. PHI (9).
- Made his 1st relief appearance of 2021 on May 24 vs. TB...Tossed [7.0 scoreless innings](#), allowing two hits with two walks and seven strikeouts...Was the longest scoreless relief appearance in Blue Jays history.
- Earned his 1st win of the season and 1st as a Blue Jay in Game 1 of the doubleheader on May 30 at CLE...Tossed 5.0 innings of one-run ball, giving up two hits with a walk and three strikeouts.
- Claimed his 2nd straight win on June 5 vs. HOU with another 5.0 innings of one-run ball (7H, BB, 4K).
- Tossed his 1st quality start of the year on June 16 vs. NYY, giving up three hits and 3R/2ER over 6.2 innings with two walks and a season-high-tying nine punchouts...Was his longest start since July 24, 2020 vs. SF (7.0 IP)...Threw a season-high 101 pitches (69 strikes), the 3rd most in his career and his most since May 25, 2018 vs. SD (105)...Racked up a career-high 18 swing-and-misses (previous high was 16 on May 30, 2018 vs. PHI).
- Took a no-decision on July 3 vs. TB, throwing 5.2 innings of one-run ball with two hits, three walks and five strikeouts...Had allowed two earned runs or fewer in seven of his last eight appearances.
- Earned the win in the Blue Jays' first game in Toronto in 670 days, on July 30 vs. KC...Gave up two runs and four hits over 5.1 innings with a home run, a walk, and a strikeout.
- Picked up the win on Aug. 5 vs. CLE, throwing 6.0 scoreless innings with three hits, a walk, and six strikeouts...Marked his 1st scoreless start since Sept. 1, 2019 at ARI.
- Landed back on the injured list with a left oblique strain on Aug. 11...Was activated on Sept. 10 and added to the bullpen.



Year	Club & League	W-L	ERA	G	GS	CG	ShO	SV	IP	H	R	ER	HR	HB	BB	IBB	SO	WP	BK	AVG
2012	Ogden (Pio)	1-0	1.24	14	12	0	0	0	36.1	26	7	5	0	0	6	0	37	4	0	.197
2013	Rancho Cucamonga (CAL)	2-0	2.94	6	6	0	0	0	33.2	24	11	11	1	0	11	0	34	2	0	.198
	Chattanooga (SOU)	6-4	2.78	21	16	0	0	1	94.0	91	33	29	4	0	19	1	83	4	0	.251
2014									Did not play due to injury											
2015	Great Lakes (MID)	0-0	0.00	1	1	0	0	0	4.0	1	0	0	0	0	2	0	4	0	0	.077
	Tulsa (TEX)	3-6	3.88	13	13	0	0	0	67.1	61	29	29	7	0	19	0	55	4	0	.242
2016	AZL Dodgers (AZL)	0-1	3.00	1	1	0	0	0	3.0	2	1	1	0	0	2	0	3	0	0	.182
	Oklahoma City (PCL)	0-2	3.78	5	4	0	0	0	16.2	20	7	7	2	0	2	0	17	1	0	.299
	LOS ANGELES (NL)	5-9	3.96	22	14	0	0	0	100.0	96	46	44	10	1	30	3	74	6	0	.250
2017	Oklahoma City (PCL)	1-1	0.00	3	0	0	0	0	3.1	3	1	0	0	0	1	0	4	1	0	.214
	LOS ANGELES (NL)	3-5	3.75	49	2	0	0	2	74.1	69	31	31	10	0	19	4	74	2	0	.246
2018	LOS ANGELES (NL)	8-6	3.02	33	21	0	0	0	122.0	123	42	41	18	1	22	2	136	3	0	.257
2019	LOS ANGELES (NL)	4-4	3.47	32	15	0	0	0	90.2	84	40	35	11	2	20	0	93	4	0	.244
2020	LOS ANGELES (NL)	3-1	5.61	7	7	0	0	0	33.2	38	26	21	12	1	11	0	27	1	0	.279
	TORONTO (AL)	0-2	6.32	5	2	0	0	1	15.2	18	11	11	1	0	7	0	13	0	0	.286
2021	Buffalo (AAA)	0-0	0.00	1	1	0	0	0	1.1	1	0	0	0	0	1	0	1	0	0	.200
	TORONTO (AL)	5-7	4.80	24	19	0	0	0	101.1	99	55	54	23	2	30	0	94	0	0	.251
Minor Totals		13-14	2.84	65	54	1	0	1	259.2	229	89	82	14	0	63	1	238	16	0	.234
MAJOR TOTALS		28-34	3.97	172	80	0	0	3	537.2	527	251	237	85	7	139	9	511	16	0	.253

WILD CARD RECORD

Year	Club & Opp.	W-L	ERA	G	GS	CG	ShO	SV	IP	H	R	ER	HR	HB	BB	IBB	SO	WP	BK	AVG
2020	TOR vs. TB	0-0	6.75	1	0	0	0	0	1.1	3	1	1	0	0	0	0	1	0	0	.429

DIVISION SERIES RECORD

Year	Club & Opponent	W-L	ERA	G	GS	CG	ShO	SV	IP	H	R	ER	HR	HB	BB	IBB	SO	WP	BK	AVG
2016	LAD vs. WAS	0-0	0.00	2	0	0	0	0	1.2	0	0	0	0	0	0	0	2	0	0	.000
2019	LAD vs. WAS	0-0	9.00	1	0	0	0	0	1.0	1	1	1	0	0	0	0	0	1	0	.333
SERIES TOTALS		0-0	3.38	3	0	0	0	0	2.2	1	1	1	0	0	0	0	2	1	0	.143

CHAMPIONSHIP SERIES RECORD

Year	Club & Opponent	W-L	ERA	G	GS	CG	ShO	SV	IP	H	R	ER	HR	HB	BB	IBB	SO	WP	BK	AVG
2016	LAD vs. CHC	0-0	13.50	3	0	0	0	0	2.2	6	5	4	0	0	1	0	0	0	0	.462
2017	LAD vs. CHC	0-0	0.00	2	0	0	0	0	1.0	2	0	0	0	0	0	0	1	0	0	.400
SERIES TOTALS		0-0	9.82	5	0	0	0	0	3.2	8	5	4	0	0	1	0	1	0	0	.444

WORLD SERIES RECORD

Year	Club & Opponent	W-L	ERA	G	GS	CG	ShO	SV	IP	H	R	ER	HR	HB	BB	IBB	SO	WP	BK	OBA
2017	LAD vs. HOU	0-0	0.00	3	0	0	0	0	2.0	2	0	0	0	0	1	0	1	0	0	.286

TRANSACTIONS

- Selected by the Los Angeles Dodgers in the 5th round of the 2012 First-Year Player Draft
- On injured list (right big toe inflammation) from July 30-August 9, 2018
- On injured list (lower back inflammation) from August 15-September 7, 2018
- On injured list (right biceps tendinitis) from July 25-September 1, 2019
- Traded to the Toronto Blue Jays in exchange for two players to be named later on August 31, 2020 (OF Ryan Noda and RHP Kendall Williams)
- On injured list (right forearm flexor strain) from April 12-May 1, 2021
- On injured list (left oblique strain) from August 11-September 9, 2021

GAME HIGHS

ML Debut	April 8, 2016 at SF	ER Allowed	6 – 3x, last: July 19, 2021 vs. BOS
Innings Pitched:		HR Allowed	3 – 4x, last: July 10, 2021 at TB
Starter	8.0 – April 14, 2019	Low Hit CG	None
Reliever	7.0 – May 24, 2021 vs. TB	Last Win	Aug. 5, 2021 vs. CLE
Walks:		Last Save	Sept. 23, 2020 vs. NYY
Starter	4 – April 8, 2016 at SF	Last CG	None
Reliever	3 – 2x, last: April 17, 2018 at SD	Last ShO	None
Strikeouts:		Last Start	Aug. 10, 2021 at LAA(2)
Starter	10 – May 25, 2018 vs. SD	Last Relief App.	Oct. 2, 2021 vs. BAL
Reliever	7 – May 24, 2021 vs. TB	Longest Win Streak	6G – May 19-June 15, 2018
Hits Allowed	9 – 2x, last: July 1, 2018 vs. COL	Longest Losing Streak	5G – July 29, 2018-April 9, 2019
		Scoreless Innings Streak	13.0 – Sept.23, 2017-April 13, 2018

MILESTONES

Category	Date	Opponent	Notes
Start	1 April 8, 2016	at San Francisco	ND - 7.1 IP, 0H, 1ER, 0HR, 4BB, 4K
Win	1 May 13, 2016	St. Louis	as a starter - 5.0 IP, 8H, 4ER, 1HR, 3BB, 2K
10+ Strikeout Games	1 May 25, 2018	San Diego	10 strikeouts
Save	1 May 27, 2017	Chicago (NL)	3.0 IP, 1H, 0R, 0BB, 2K



PROFESSIONAL CAREER:**MINORS:**

- Began his professional career in 2012 with Rookie-level Ogden, going 1-0 with a 1.24 ERA in 14 games (12 starts).
- Named a 2013 Southern League All-Star after posting a 5-1 mark with a 2.73 ERA in the first half of the season...Went a combined 8-4 with a 2.82 ERA in 27 games (22 starts) for Advanced-A Rancho Cucamonga and Double-A Chattanooga.
- Missed the entire 2014 season with UCL surgery, which was performed by Dr. Neal ElAttrache in Los Angeles on April 2... Had made one appearance during Spring Training as a non-roster invitee in his 1st Major League camp.
- Combined to go 3-6 with a 3.66 ERA in 14 starts for Double-A Tulsa and Single-A Great Lakes in 2015...Struck out 117 batters against 30 walks in 127.2 innings...Was added to the Dodgers' 40-man roster after the season.

2016:

- Earned a spot on the Opening Day roster and saw his first Major League action, going 5-9 with a 3.96 ERA in 22 games (14 starts) over four different stints with the Dodgers.
- Went 3-6 with a 4.52 ERA (38 ER/75.2 IP) in 14 games as a starter, while going 2-3 with a 2.22 ERA (6 ER/24.1 IP) in eight relief appearances.
- Made his **MLB debut** on April 8 at SF, allowing one run over 7.1 no-hit innings and did not factor in the decision...Became the first pitcher to take a no-hit bid through 7.1 innings in his Major League debut since **Billy Rohr** accomplished the feat for the Red Sox on April 14, 1967.
- Recorded his 1st Major League win on May 13 vs. STL, allowing four runs on eight hits in 5.0 innings.
- Appeared on the Dodgers' roster for both the NLDS and NLCS, combining to allow five runs (4ER) in 4.1 innings (8.31 ERA).

2017:

- Went 3-5 with two saves while posting a 3.75 ERA (31ER/74.1IP) in 49 games (two starts).
- Made two spot starts, posting a 0.00 ERA in 5.0 innings of work, while going 3-5 with two saves and a 4.02 ERA in 47 relief appearances...Ranked 15th among NL relievers with 69.1 innings pitched.
- Held opponents to a .246 average, including limiting lefties to a .198 average...Ranked 7th among NL relievers in opponents' batting average against left-handed hitters.
- Struck out 74 batters against 19 walks in 74.1 innings, while recording a 1.18 WHIP.
- Recorded his 1st Major League save on May 27 vs. CHC, firing 3.0 scoreless innings with two strikeouts and allowing one hit in the Dodgers' 5-0 victory.
- Made the postseason roster for all three series and appeared in five games, allowing four hits in 3.0 scoreless innings of relief.

2018:

- Recorded career highs in wins (8), starts (21), strikeouts (136) and ERA (3.02).
- Started the season in the bullpen, allowing one run in 14.1 innings in his first 10 games...Made his 1st start of the season on April 30 and became a full-time member of the rotation on May 6.
- As a starter, went 8-6 with a 3.39 ERA and a 1.18 WHIP.
- Pitched 12 games as a reliever, where he boasted a 0.57 ERA (1 ER/15.2 IP), limited hitters to a .220 average and struck out 17 while issuing only six walks.
- Struck out a career-high 136 batters and walked only 22...His 6.18 strikeout to walk ratio ranked 4th in MLB (min. 120 IP).
- Recorded his 1st career 10-strikeout game when he fanned 10 batters on May 25 vs. SD (6.2 IP, 6H, 0BB).
- Selected to the All-Star game for the 1st time in his career...Took the loss after allowing three runs in 1.2 innings.

2019:

- In his 4th season with the Dodgers, went 4-4 with a 3.47 ERA in 32 games (15 starts).
- Posted a 2-3 record with a 3.60 ERA (28 ER/70.0 IP) and a 1.13 WHIP in his 15 starts.
- As a starter, he recorded a 54.6 ground ball percentage, 5th best in the NL among pitchers with at least 15 starts.
- Had a 2-1 record with a 3.05 ERA (7 ER/20.2 IP) and a 1.21 WHIP in 17 games as a reliever...Did not allow an earned run in 12 of his 17 relief appearances, including four outings of 2.0 innings.
- Held opponents to a .244 average, including a .239 mark against righties and a .249 average against left-handed batters.
- Posted a 2-2 record with a 3.12 ERA (15 ER/43.1 IP) in 12 games (six starts) at Dodger Stadium and a 2-2 record with a 3.80 ERA (20 ER/47.1 IP) in 20 road games (nine starts).
- Pitched a career-high 8.0 innings while claiming the win on April 14 vs. MIL (4H, 1ER, 1BB, 3K).
- Recorded a season-high eight strikeouts in just 4.2 innings pitched on April 19 at MIL.
- Made one postseason appearance (NLDS vs. WAS), allowing a run on a double, wild pitch and sac fly in one inning of work.

2020:

- Split the year with the Dodgers and the Blue Jays, combining to go 3-3 with a 5.84 ERA.
- His 13 home runs allowed tied for 8th most in MLB...Surrendered homers in each of his seven games with Los Angeles (12 HR) but allowed just one home run in his five games with Toronto.
- Went 3-1 with a 5.61 ERA (21 ER/33.2 IP) and a 1.46 WHIP for LA...The Dodgers went 6-1 in those seven starts.
- Recorded victories in each of his first three starts of the season, posting a 4.00 ERA (8 ER/18.0 IP) with 16 strikeouts.
- Traded to the Blue Jays in exchange for two players to be named later on Aug. 31.
- Made his 1st start as a Blue Jay on Sept. 4 at BOS, throwing the second game of a doubleheader...Allowed three runs on six hits with two walks and four strikeouts over 4.1 innings...Was his 1st HR-free game of 2020.
- Earned his [3rd career save](#) on Sept. 23 vs. NYY (last: Aug. 21, 2017 at PIT) with 4.0 scoreless innings of relief (H, 3K).
- Made his 12th career postseason appearance in Game 2 of the ALWC on Sept. 30 at TB...Threw 1.1 innings of relief with one run allowed (3H, K).

Statcast Data

	2021	Career
Strikeout %:	21.8	22.7
Walk %:	7.0	6.2
Hard Hit %:	40.3	35.4
Fastest Pitch:	96.2 MPH	May 3, 2017 vs. SF





THORNTON TRENT

57
PITCHER

BIRTHDATE September 30, 1993
 OPENING DAY AGE 28
 BIRTHPLACE Charlotte, NC
 RESIDENCE Charlotte, NC
 INSTAGRAM @trentthornton

BATS/THROWS R/R
 HEIGHT/WEIGHT 6-0/190
 CONTRACT STATUS signed thru 2022
 M.L. SERVICE 2.150
 OPTIONS USED 1 of 3

PERSONAL:

- Trent Edward Thornton.
- Graduated from Ardrey Kell High School (NC) in 2012.
- Attended the University of North Carolina where he went 22-12 with a 2.82 ERA over 63 games...Named a freshman All-American by Baseball America, Perfect Game, the NCBWA and Louisville Slugger in 2013, after setting a school freshman record with 12 wins.
- Ranked as Toronto's 15th-best prospect by MLB heading into 2019.
- Is a rock and folk virtuoso on the harmonica.
- Participated in the 2020 Blue Jays Winter Tour in Calgary, AB.

LAST SEASON:

- Held a 4.95 ERA (24 ER/43.2 IP) in 34 relief appearances and kept a 3.38 ERA (2 ER/5.1 IP) in three starts.
- Made his season debut on April 4 at NYY, pitching in relief for the first time since Sept. 22, 2019 at NYY...Allowed one run over 1.1 IP (2H, BB)
- Made his 1st start of the season on April 21 at BOS, pitching 2.0 scoreless innings while giving up two hits (0BB/0K).
- Picked up his 1st win of the season on May 11 at ATL (1.0 IP, H), his first win since Sept. 28, 2019 vs. TB.
- Optioned to Triple-A Buffalo on four occasions while called up twice as the 27th man for a doubleheader.
- Did not allow an earned run over 10 appearances (10.1 IP) for the Bisons.

Year	Club & League	W-L	ERA	G	GS	CG	ShO	SV	IP	H	R	ER	HR	HB	BB	IBB	SO	WP	BK	AVG
2015	Tri-City (NYP)	4-0	3.27	15	12	0	0	0	55.0	62	21	20	2	1	10	0	48	7	1	.286
2016	Lancaster (CAL)	7-4	4.12	17	14	1	1	0	89.2	91	46	41	14	2	16	0	89	10	0	.265
	Corpus Christi (TEX)	3-1	2.35	7	7	0	0	0	46.0	42	12	12	5	0	5	0	35	0	0	.243
2017	Corpus Christi (TEX)	1-2	6.06	4	3	0	0	0	16.1	25	14	11	2	0	0	0	13	1	0	.329
	Fresno (PCL)	8-4	5.09	21	20	0	0	0	115.0	137	71	65	12	5	23	1	88	3	0	.295
2018	Fresno (PCL)	9-8	4.42	24	22	0	0	0	124.1	118	67	61	13	5	31	2	122	4	0	.248
2019	TORONTO (AL)	6-9	4.84	32	29	0	0	0	154.1	156	87	83	24	5	61	0	149	5	0	.259
2020	TORONTO (AL)	0-0	11.12	3	3	0	0	0	5.2	15	7	7	0	0	3	0	6	0	0	.517
2021	Buffalo (AAA)	1-0	0.00	10	0	0	0	3	10.1	8	2	0	0	0	2	0	8	0	0	.211
	TORONTO (AL)	1-3	4.78	37	3	0	0	0	49.0	54	33	26	12	4	16	1	52	3	0	.278
Minor Totals		33-19	4.14	98	78	1	1	3	456.2	483	233	210	48	13	87	3	403	25	1	.270
MAJOR TOTALS		7-12	5.00	72	35	0	0	0	209.0	225	127	116	36	9	80	1	207	8	0	.272

Bold – career high; Red – league high

TRANSACTIONS

- Selected by the Houston Astros in the 5th round of the 2015 First-Year Player Draft
- Traded to the Toronto Blue Jays in exchange for INF Aledmys Diaz on November 17, 2018
- On injured list (right elbow inflammation) from July 21 -31, 2019
- On injured list (right elbow inflammation) from August 6-20, 2020
- On injured list (right elbow inflammation) on August 24, 2020 for the remainder of the season

GAME HIGHS

ML Debut	March 31, 2019 vs. DET	ER Allowed	7 – July 2, 2019 vs. BOS
Innings Pitched:		HR Allowed	3 – 2x, last: Aug. 6, 2019 at TB
Starter	7.0 – May 3, 2019 at TEX	Low Hit CG	None
Reliever	5.0 – 3x, last: Sept. 22, 2019 at NYY	Last Win	May 11, 2021 at ATL
Walks:		Last Save	None
Starter	5 – 2x, last: May 14, 2019 at SF	Last CG	None
Reliever	3 – June 25, 2021 vs. BAL	Last Sho	None
Strikeouts:		Last Start	May 24, 2021 vs. TB
Starter	10 – May 24, 2019 vs. SD	Last Relief App.	Sept. 12, 2021 at BAL
Reliever	7 – Sept. 11, 2019 vs. BOS	Longest Win Streak	3G – Sept. 11, 2019-May 11, 2021
Hits Allowed	11 – July 2, 2019 vs. BOS	Longest Losing Streak	4G – April 12-May 8, 2019
		Scoreless Innings Streak	9.2 – June 11-21, 2019

BIOGRAPHIES

LAST SEASON

HISTORY

RECORDS

OPPONENTS

PLAYER DEV.

MEDIA & MISC.



MILESTONES

Category	Date	Opponent	Notes
Start	1 March 31, 2019	Detroit	ND - 5.0 IP, 2H, 0ER, 0BB, 8K
Win	1 May 14, 2019	at San Francisco	5.2 IP, 3H, 2ER, 1HR, 5BB, 7K
10+ Strikeout Games			
	1 May 24, 2019	San Diego	10 strikeouts

PROFESSIONAL CAREER:

MINORS:

- Began his pro career in 2015 with Class-A Tri-City where he went 4-0 with a 3.27 ERA (20 ER/55.0 IP).
- Started 2016 with Advanced-A Lancaster and posted a 4.12 ERA (41 ER/89.2 IP) while going 7-4 with 89 strikeouts and 16 walks over 17 games (14 starts)...Promoted to Double-A Corpus Christi in July and went 3-1 with a 2.35 ERA (12 ER/46.0 IP) while recording five walks and 35 strikeouts (.243 OBA).
- Made four appearances (three starts) with Corpus Christi to start 2017...Made the jump to Triple-A Fresno at the end of April and pitched 6.0 innings of one-run ball in his debut...Over 21 games (20 starts) for the Grizzlies to round out his 2017 campaign, went 8-4 with a 5.09 ERA (65 ER/115.0 IP) and 88 strikeouts (23 walks)...His 1.80 BB/9 ratio ranked 2nd best in the PCL.
- Spent the entire 2018 campaign with Triple-A Fresno...Went 9-8 with a 4.42 ERA over 24 games (22 starts) while striking out 122 batters (31 walks) over 124.1 innings en route to a career-best opponents' batting average of .248 (1.20 WHIP)...Earned PCL Pitcher of the Week on June 17 (1GS, 8.0 IP, 1H, 2BB, 3K)...Earned the win in both of his postseason starts, combining for a 1.64 ERA (2 ER/11.0 IP) with 13 hits, four walks and 14 strikeouts...Played for Scottsdale in the Arizona Fall League...Posted a 4.02 ERA (7 ER/15.2 IP) with 20 strikeouts and four walks across nine relief appearances...Named to the AFL Rising Stars Team...
- Acquired from Houston in exchange for **Aledmys Diaz** on November 17, 2018, and added to Toronto's 40-man roster to protect him from the Rule 5 Draft.

2019:

- Led the team in starts (29), innings (154.1), and strikeouts (149).
- Led AL rookies with 149 strikeouts (4th among MLB rookies)...His 8.69 SO/9 led all MLB rookies (min. 150 IP) and was 8th highest by any pitcher in club history...His 149 K's were the 2nd most in a season by a Blue Jays rookie all-time (**Mark Eichhorn** - 166 in 1986).
- His 29 starts were the most by a Toronto rookie since **Ricky Romero's** 29 starts in 2009...His 10 starts of 1-or-0 ER were the 2nd most ever by a Blue Jays rookie (**Juan Guzman** - 12 in 1991).
- Held a 5.56 ERA (48 ER/77.2 IP) vs. AL East opponents and a 4.11 ERA (35 ER/76.2 IP) vs. all others.
- Made his **MLB debut** on March 31 vs. DET...**Fanned Nicholas Castellanos** in the 1st inning for his 1st strikeout en route to striking out the side...Struck out the next batter in the 2nd inning, becoming the 1st starter in team history to record his first four MLB outs as **strikeouts**...With his **punch-out** of **Mikie Mahtook** in the 5th, set the record for most strikeouts by a Blue Jays pitcher in their MLB debut as he finished with two hits allowed over 5.0 innings, eight strikeouts and no walks...Became the 2nd pitcher in MLB history with 8+ strikeouts, no runs, no walks and less than two hits allowed in an MLB debut (**Nick Kingham** on April 29, 2018 vs. STL - 1H, 9K)...Retired all 11 right-handed hitters...Became the 46th player in team history to make his MLB debut as a starter (**Sean Reid-Foley** on Aug. 13, 2018 at KC).
- Recorded **seven K's** on April 5 at CLE, setting a team record with 15 strikeouts in his first two games (**Roy Halladay** - 13 in 1998)...Went 5.2 innings with three hits and two runs allowed...Became the first starting pitcher since **Eduardo Rodriguez** in 2015 to go 5+ IP with three-or-fewer hits and at least seven strikeouts in each of his first two MLB starts.
- Took his 1st career loss on April 12 vs. TB as he allowed five runs on eight hits over 3.0+ innings (3HR, 2BB, 3K).
- Was given a no-decision on April 28 vs. OAK as he gave up one run on two hits over 5.0 innings...Recorded seven strikeouts but walked five batters - the most walks in a game in his professional career.
- Made his longest scoreless start on May 3 at TEX, tossing 7.0 innings of one-hit ball (2BB, 5K)...The Jays eventually won, 1-0, in 12 innings.
- Earned his 1st win on May 14 at SF with three hits and two runs allowed over 5.2 innings (5BB, 7K)...Had gone winless through his first eight starts, tied with **Ty Taubenheim** (2006-2007) for 2nd most all-time to start a Blue Jays career, one back of **Paul Menhart** in 1995 (*courtesy STATS*)...Went 2-for-3 at the plate and scored twice, becoming the 3rd pitcher in team history to record a hit in his 1st game with a plate appearance, joining **Woody Williams** (June 13, 1997 at PHI) and **Chris Michalak** (June 17, 2001 at MON)...Became the 4th pitcher in franchise history with two hits in a game, joining **Roy Halladay**, **Drew Hutchison** and **J.A. Happ**.
- Struck out a career-high **10 batters** on May 24 vs. SD...Allowed three runs on four hits and three walks while hurling a career-high 112 pitches (62 strikes)...His 60 K's tied for 2nd most all-time by a Blue Jays pitcher in his first 11 MLB games (**Ricky Romero** - 61; **Marc Rzepczynski** - 60).
- Earned his 2nd career W on June 16 at HOU as he tossed 6.2 scoreless innings (6H, 3BB, 7K) on Father's Day vs. the team that signed him to his first pro contract with his dad in attendance...Had 11 runs of support in the game, after receiving just 23 in his prior 14 starts combined.
- Picked up his 1st home win on July 7 vs. BAL with 6.0 scoreless innings (3H, 0BB, 5K)...Tied **Roy Halladay** and **Drew Hutchison** for a team record with four scoreless starts within his first 19 games.
- His 97 K's were the most by a Toronto rookie before the All-Star break all-time, ahead of **Mark Eichhorn** (82 in 1986)...His 9.22 SO/9 before the All-Star break was 5th highest in team history (min. 90 IP).
- Pulled after a rain delay on July 20 at DET, having tossed 3.0+ innings (4ER, 1BB, 3K)...Reached 100 strikeouts in 21 games, 3rd fastest in team history (**Juan Guzman** - 20; **Drew Hutchison** - 20).
- Landed on the injured list with right elbow inflammation from July 21-31.
- Returned from the IL for his start on Aug. 1 at BAL and gave up a lone run on five hits over 6.0 innings (0BB, 2K) for his 4th win and his 7th quality start.
- Made his 1st career relief appearance on Sept. 11 vs. BOS and earned the win with **5.0 hitless innings**, including one walk and seven strikeouts...The seven K's tied for 5th just in a relief appearance in team history...Joined **Roy Lee Jackson** (5.0 IP on Sept. 28, 1982 vs. MIN) as the only Blue Jays to throw 5.0+ hitless innings of relief.
- Made his 2nd relief appearance on Sept. 17 at BAL and threw 5.0 innings of one-run ball (3H, 1BB, 4K).
- Allowed four runs over 5.0 innings of relief on Sept. 22 at NYY (5H, 1HR, 0BB, 3K)...Became the 17th pitcher in team history with three consecutive relief appearances of 5.0+ IP (eight players - 2G).
- Made his final start on Sept. 28 vs. TB and threw 5.0 scoreless innings with just one hit (4BB, 8K)...Was his 6th outing of 5+ innings and no runs, tying **Drew Hutchison** for the most ever by a Toronto pitcher in his first 32 career games.



2020:

- Scattered eight hits over 4.0 innings to allow one run in his 1st start, on July 27 at WAS (2BB/3K).
- Placed on the injured list with right elbow inflammation from Aug. 6-20.
- Came off the IL to start the back half of a doubleheader on Aug. 20 vs. PHI...Was charged with six runs on five hits and one walk (1K) while lasting 0.2 innings, the shortest outing of his career.
- Made his 3rd start of the season after two days of rest on Aug. 23 at TB...Threw a scoreless inning before leaving the game with right elbow inflammation.
- Placed on the injured list for the 2nd time on Aug. 24 with right elbow inflammation, and remained there for the rest of the campaign.
- Underwent right elbow arthroscopy by Dr. Andrews to remove bone spurs on Sept. 1 in Pensacola, FL.

<i>Statcast Data</i>		
	2021	Career
Strikeout %:	24.1	22.4
Walk %:	7.4	8.5
Hard Hit %:	47.2	39.7
Fastest Pitch:	97.5 MPH	June 13, 2021 at BOS





VASQUEZ

ANDREW

44

PITCHER

BIRTHDATE September 14, 1993
 OPENING DAY AGE 28
 BIRTHPLACE Riverside, CA
 RESIDENCE Rancho Cucamonga, CA
 INSTAGRAM @the_vasquatch

BATS/THROWS L/L
 HEIGHT/WEIGHT 6-6/235
 CONTRACT STATUS signed thru 2022
 M.L. SERVICE 0.049
 OPTIONS USED 2 of 3

PERSONAL:

- Andrew Jude Vasquez.
- Named a 2011 Rawlings Preseason All-American from the California Region alongside Phillies first baseman **Rhys Hoskins**...Drafted by the Kansas City Royals in the 44th round of the 2011 MLB June Amateur Draft but did not sign.
- Spent three seasons at UC Santa Barbara, combining to go 9-7 with a 2.91 ERA...Attended Westmont College (CA) for his senior season where he went 7-1 with a 3.06 ERA and 124 strikeouts over 85.1 innings for the Warriors.

LAST SEASON:

- Spent the majority of the season with Triple-A St. Paul before being traded to the Dodgers on Aug. 31...In 39 combined appearances between St. Paul and Triple-A Oklahoma, pitched to a 4-0 record and a 3.54 ERA with 79 strikeouts and 24 walks over 48.1 innings.
- Made his Dodgers debut on Sept. 3 at SF, giving up a hit and an unearned run over 0.2 innings with a strikeout...Marked his first MLB appearance since April 10, 2019 at NYM as a member of the Twins.

Bold – career high; Red – league high

Year	Club & League	W-L	ERA	G	GS	CG	SHO	SV	IP	H	R	ER	HR	HB	BB	IBB	SO	WP	BK	AVG
2015	Twins (GULF)	0-0	2.92	12	0	0	0	0	12.1	10	10	4	0	4	15	1	22	7	1	.222
2016	Elizabethton (APP)	2-0	0.90	4	0	0	0	0	10.0	6	2	1	0	2	4	0	15	1	0	.182
	Cedar Rapids (MIDW)	1-0	1.59	13	0	0	0	1	28.1	13	7	5	0	4	12	0	36	2	0	.134
2017	Cedar Rapids (MIDW)	1-0	1.61	14	0	0	0	0	22.1	15	4	4	0	1	10	0	33	1	0	.190
	Fort Myers (FL)	3-1	1.51	23	0	0	0	2	35.2	32	9	6	0	6	11	0	52	0	0	.241
2018	Fort Myers (FL)	0-2	1.38	19	0	0	0	5	32.2	24	8	5	1	1	13	2	37	2	0	.202
	Chattanooga (SOUL)	1-0	1.16	17	1	0	0	0	31.0	21	9	4	1	3	4	0	59	1	0	.196
	Rochester (IL)	0-0	1.59	4	0	0	0	1	5.2	5	1	1	0	1	4	1	12	1	0	.217
	MINNESOTA (AL)	1-0	5.40	9	0	0	0	0	5.0	5	4	3	0	3	2	0	7	0	0	.238
2019	Twins (GULF)	0-0	0.00	1	0	0	0	0	2.0	0	0	0	0	0	1	0	6	1	0	.000
	Pensacola (SOUL)	1-1	5.40	14	0	0	0	2	16.2	14	11	10	0	3	16	1	18	1	0	.222
	Rochester (IL)	1-2	6.00	15	1	0	0	0	18.0	17	13	12	1	1	18	0	27	3	1	.250
	MINNESOTA (AL)	0-0	---	1	0	0	0	0	0.0	0	0	3	0	1	2	0	0	0	0	.000
2021	St. Paul (AAAE)	4-0	3.61	33	0	0	0	0	42.1	21	21	17	5	13	22	0	68	1	0	.143
	Oklahoma City (AAAE)	4-0	3.54	39	0	0	0	0	48.1	27	23	19	5	13	24	0	79	1	0	.158
	LOS ANGELES (NL)	0-0	0.00	2	0	0	0	0	1.2	1	1	0	0	0	0	0	3	0	0	.167
	Minor Totals	14-6	2.43	175	2	0	0	11	263.0	184	97	71	8	39	132	5	396	21	1	.195
	MAJOR TOTALS	1-0	8.10	12	0	0	0	0	6.2	6	8	6	0	4	4	0	10	0	0	.222

TRANSACTIONS

- Selected by the Minnesota Twins in the 32nd round of the 2015 First-Year Player Draft
- Traded to the Los Angeles Dodgers in exchange for C Stevie Berman on Aug. 31, 2021
- Signed by the Toronto Blue Jays on March 15, 2022

GAME HIGHS

ML Debut	Sept. 1, 2018 at TEX	ER Allowed	3 – April 10, 2019 at NYM
Innings Pitched:		HR Allowed	None
Starter	None	Low Hit CG	None
Reliever	1.0 – 4x, last: Sept. 5, 2021 at SF	Last Win	Sept. 30, 2018 vs. CWS
Walks:		Last Save	None
Starter	None	Last CG	None
Reliever	2 – April 10, 2019 at NYM	Last Sho	None
Strikeouts:		Last Start	None
Starter	None	Last Relief App.	Sept. 5, 2021 at SF
Reliever	3 – Sept. 30, 2018 vs. CWS	Longest Win Streak	1G – Sept. 30, 2018 vs. CWS
Hits Allowed	2 – Sept. 28, 2018 vs. CWS	Longest Losing Streak	None
		Scoreless Innings Streak	1.2 – Sept. 28-30, 2018

MILESTONES

Category	Date	Opponent	Notes
Win	1 Sept. 30, 2018	Chicago (AL)	as a reliever - 1.0 IP, 3K



PROFESSIONAL CAREER:

MINORS:

- Began his professional career with the GCL Twins in 2015, making 12 relief appearances...Went 0-0 with a 2.92 ERA (4 ER/12.1 IP)...Eight of 12 appearances were scoreless...Did not allow a single home run.
- Did not allow an earned run in his final six regular season outings for Class-A Cedar Rapids in 2016, spanning 12.2 innings... Earned a win in his only postseason appearance, tossing 4.0 one-hit shutout innings on Sept. 10 vs. Clinton.
- Split the 2017 campaign between Cedar Rapids and Advanced-A Fort Myers...Did not allow an earned run in 20 of his 23 appearances with Ft. Myers...Through the 2017 season, had not allowed a home run in any professional appearance.

2018:

- Named a Florida State League Mid-Season All-Star in 2018 after going 0-2, 1.38 ERA (5 ER/32.2 IP) with 13 walks and 37 strikeouts over 19 appearances...Allowed more than two earned runs in an outing only once (3 ER on June 6).
- Had his contract selected by the Twins on Sept. 1 before making his **MLB debut** that day vs. TEX...Allowed one unearned run on one hit over 0.2 innings.
- Earned 1st major league win on Sept. 30 vs. CWS, pitching 1.0 scoreless innings of relief.

2019:

- Made just one appearance for the Twins in 2019, surrendering three runs on a pair of walks and a hit batter.
- Split the rest of the campaign between three minor league levels, combining to pitch to a 2-3 record and a 5.40 ERA with 51 strikeouts across 30 games.

2020:

- Did not play due to the cancelled Minor League season.
- Worked out in Fort Myers, CA, with **Cody Ponce** of the Pirates.

Statcast Data

	2021	Career
Strikeout %:	50.0	28.6
Walk %:	0.0	11.4
Hard Hit %:	66.7	47.1
Fastest Pitch:	92.6 MPH	Sept. 13, 2018 vs. KC

OVER-UNDER

In 2009, the Jays became the first American League club since the 1918 Chicago White Sox and just the 8th MLB team, all-time, to finish a season at least 10 games below the .500 mark while scoring more runs than they had allowed.

Year	Club	Record	Run Differential
1907	Cincinnati Reds	66-87	526+/519- (7)
1918	Chicago White Sox	57-67	457+/446- (11)
1953	New York Giants	70-84	768+/747- (21)
1972	San Francisco Giants	69-86	662+/649- (13)
1980	St. Louis Cardinals	74-88	738+/710- (28)
1984	Pittsburgh Pirates	75-87	615+/567- (48)
2001	Colorado Rockies	73-89	923+/906- (17)
2009	Toronto Blue Jays	75-87	798+/771- (27)





NON-ROSTER

YOUNG CHAVEZ

83

OUTFIELDER

BIRTHDATE July 8, 1997
 OPENING DAY AGE 24
 BIRTHPLACE Freeport, Bahamas
 RESIDENCE Freeport, Bahamas
 INSTAGRAM @young242

BATS/THROWS S/R
 HEIGHT/WEIGHT 6-0/200
 CONTRACT STATUS signed thru 2022
 M.L. SERVICE 0.000
 OPTIONS USED 0 of 3

PERSONAL:

- Chavez Young.
- Born in Freeport and can become the 1st Bahamian-born player to suit up for the Blue Jays...There have been eight Bahamian-born major-leaguers, including Marlins shortstop **Jazz Chisholm Jr.**
- Graduated from Faith Baptist Christian Academy (Ludowici, GA) in 2016.

LAST SEASON:

- Appeared in 11 Spring Training games, going 3-for-14 (.214) with a triple, two RBI, a walk, and seven strikeouts.
- Spent the 2021 season at Double-A New Hampshire, batting .265 (74-for-279) with 15 doubles, two triples, seven home runs, and 52 RBI (758 OPS).
- His 52 RBI were tied for the 2nd most among Fisher Cat hitters, trailing only **Vinny Capra** (58 RBI).

Bold – career high; Red – league high

Year	Club and League	AVG	G	AB	R	H	2B	3B	HR	RBI	BB	IBB	SO	SB	CS	OBP	SLG	OPS	SH	SF	HBP
2016	GCL Blue Jays (GCL)	.274	21	73	9	20	8	2	0	6	6	0	26	6	1	.346	.438	.784	0	0	2
2017	Bluefield (APP)	.282	62	252	52	71	14	7	4	25	13	0	58	4	5	.332	.440	.772	4	4	8
	Vancouver (NWL)	.308	5	13	3	4	1	1	0	5	0	0	5	0	0	.400	.538	.938	0	0	2
2018	Lansing (MID)	.285	125	470	88	134	33	9	8	57	58	2	100	44	13	.363	.445	.808	0	4	2
2019	Dunedin (FSL)	.247	111	401	53	99	17	4	6	43	35	0	102	24	11	.315	.354	.669	2	3	6
2021	New Hampshire (AA)	.265	78	279	41	74	15	2	7	52	35	0	81	20	3	.350	.409	.758	0	5	4
Minor Totals		.270	402	1488	246	402	88	25	25	188	147	2	372	98	33	.342	.413	.755	6	16	24

TRANSACTIONS

- Selected by the Toronto Blue Jays in the 39th round of the 2016 First-Year Player Draft

PROFESSIONAL CAREER:

MINORS:

- After being drafted by Toronto in 2016, headed to the Gulf Coast League for 21 games to kick off his pro career and hit .274 with 10 extra-base hits.
- Split his 2017 season between Rookie-level Bluefield and Class-A (short) Vancouver...Combined to bat .283 with a .781 OPS over 67 games.
- Played all 125 games in 2018 for Class-A Lansing, splitting his time almost evenly between center and right field.
- Named a Midwest League Mid-Season All-Star as he slashed .285/.363/.445...Finished 2nd in the league with 33 doubles while ranked T-2nd in triples (9) and 6th in hits (134)
- Promoted to Advanced-A Dunedin for the 2019 season.
- Played in 111 contests for the D-Jays while keeping a .247 batting average and a .315 on-base percentage.
- Spent the summer of 2020 back at home in the Bahamas, working out and fishing.
- Took part in Toronto's Fall Development League in Dunedin, FL.
- Played for Canberra in the Australian Baseball League but was limited to eight games due to injury.



2022 TORONTO BLUE JAYS 40-MAN ROSTER

*As of March 16, 2022

MANAGER: **Charlie Montoyo (25)**

COACHES: **Mark Buzinski (53), Matt Buschmann (10), David Howell (85), Dave Hudgens (19), Gil Kim (22), Guillermo Martínez (18), Hunter Mense (23), John Schneider (14), Luis Rivera (20), Pete Walker (40), Adam Yudeiman (86)**

#	PITCHERS (22)	B-T	Ht	Wt	Birthdate	Birthplace	2021 Clubs	W-L	ERA	G	GS	CG	SV	IP	H	R	ER	BB	SO	MLS
17	BERRIOS, José	R/R	6-0	205	27/05/94	Bayamon, Puerto Rico	MINNESOTA TORONTO	7-5	3.48	20	20	1	0	121.2	95	53	47	32	126	5,044
56	BORUCKI, Ryan	L/L	6-4	215	31/03/94	Mundelein, IL	TORONTO	5-4	3.58	12	12	0	0	70.2	64	30	28	13	78	3,131
63	CASTRO, Anthony	R/R	6-2	182	13/04/95	Caracas, Venezuela	TORONTO	3-1	4.94	24	0	0	0	23.2	18	14	13	11	21	3,066
90	CIMBER, Adam	R/R	6-3	195	15/08/90	Portland, OR	MAMI	1-2	4.74	25	0	0	1	24.2	23	15	13	8	32	1,024
65	DANNER, Hagen	R/R	6-2	210	30/09/98	Newport Beach, CA	TORONTO	1-2	2.88	33	0	0	0	34.1	30	14	11	11	21	3,156
59	FRANCIS, Bowden	R/R	6-5	225	22/04/96	Tallahassee, FL	VANCOUVER (A+) BLOXI (AA) INDIANAPOLIS (AAA) BUFFALO (AAA)	2-1 2-1 2.02 3.86 4 4 0 0 3 35.2 21 11 8 12 42 42 39 39 0 0 1 37.1 31 10 7 5 30												
93	GARCÍA, Yimi	R/R	6-2	228	18/08/90	Moca, Dominican Republic	MAMI	3-7	3.47	14	13	0	0	73.0	56	38	34	12	39	6,149
34	GAUSMAN, Kevin	L/R	6-2	190	06/01/91	Centennial, CO	SAN FRANCISCO	1-2	5.48	23	0	0	0	21.1	18	15	13	5	25	7,151
31	HATCH, Thomas	R/R	6-1	200	29/09/94	Tulsa, OK	TORONTO	0-1	6.75	3	2	0	0	19.0	15	6	6	50	227	1,123
47	KAY, Anthony	L/L	6-0	218	21/03/95	Stony Brook, NY	TORONTO	2-6	4.04	15	14	0	0	64.2	58	33	29	19	70	1,091
16	KIKUCHI, Yusei	L/L	6-0	200	17/06/91	Monika, Japan	SCATTLE	0-4	8.89	8	8	0	0	26.1	31	30	26	13	29	3,000
6	MANOAH, Alek	R/R	6-6	260	09/01/98	Homeside, FL	TORONTO	9-2	3.22	20	20	0	0	157.0	145	82	77	62	163	0,130
58	MAZZA, Tim	L/L	6-3	220	15/01/92	Allentown, PA	BUFFALO (AAA)	3-0	0.50	3	3	0	0	18.0	7	1	1	3	27	1,156
67	MERRYWEATHER, Julian	R/R	6-4	215	14/10/91	Berkeley, CA	TORONTO	5-2	3.40	61	0	0	1	53.0	40	21	20	12	57	2,161
24	PEARSON, Nate	R/R	6-6	250	20/08/96	Odessa, FL	TORONTO	0-1	4.85	13	1	0	0	13.0	13	7	7	4	12	1,114
33	RICHARDS, Trevor	R/R	6-2	195	15/05/93	Aviston, IL	BUFFALO (AAA) TAMPA BAY MILWAUKEE	1-3 0-0 4.50 4.50 0 0 0 0 12.0 9 6 6 3 16 3 0 0 0 19.2 15 7 9 25 25												
68	ROMANO, Jordan	R/R	6-4	200	21/04/93	Martham, ON, Canada	TORONTO	4-2	3.31	32	0	0	0	32.2	16	13	12	10	37	2,051
99	RYU, Hyun-jin	R/L	6-3	255	25/03/87	Indioin, South Korea	TORONTO	14-10	4.37	31	31	1	0	169.0	170	85	82	37	143	9,000
54	SAUCEDO, Taylor	L/L	6-5	185	18/06/93	Honolulu, HI	TORONTO	0-0	4.56	29	0	0	0	23.2	34	20	18	14	35	0,112
48	STRAPLING, Ross	R/R	6-3	220	23/1/89	Blue Bell, PA	BUFFALO (AAA)	2-1	1.96	12	0	0	0	18.1	15	4	4	2	25	5,115
57	THORNTON, Trent	R/R	6-0	195	30/09/93	Pittsburgh, PA	TORONTO	5-7	4.80	24	19	0	0	101.1	99	55	54	30	94	2,150
44	VASQUEZ, Andrew	L/L	6-6	228	14/09/93	Rancho Cucamonga, CA	BUFFALO (AAA) ST. PAUL (AAA) OKLAHOMA CITY (AAA)	1-3 0-0 0-0 4.0 3.61 33 0 0 0 0 42.1 21 21 17 22 68 68												

BIOGRAPHIES

LAST SEASON

HISTORY

RECORDS

OPPONENTS

PLAYER DEV.

MEDIA & MISC.





#	CATCHERS (4)	B-T	HT	WT	Birthdate	Birthplace	2021 Clubs	AVG	G	AB	R	H	2B	3B	HR	RBI	BB	SO	SB	MLS
9	JANSEN, Danny	R/R	6-2	225	15/04/95	Elmhurst, IL	TORONTO	.223	70	184	32	41	13	0	11	28	17	44	0	3,050
30	KIRK, Alejandro	R/R	5-8	265	06/11/98	Tijuana, Mexico	TORONTO	.242	60	165	19	40	8	0	8	24	19	22	0	1,047
		R/R	L/R	6-0	215	02/03/95	Seattle, WA	.253	78	198	22	50	15	0	2	13	5	9	0	2,027
7	MCGUIRE, Reese	L/R	6-0	215	02/03/95	Seattle, WA	TORONTO	.347	14	49	7	17	3	0	2	10	15	44	0	
70	MORENO, Gabriel	R/R	5-11	160	14/02/00	Barquisimeto, Venezuela	NEW HAMPSHIRE (AA)	.373	32	126	29	47	9	1	8	45	2	22	1	
		R/R					BUFFALO (AAA)	.111	3	9	0	1	0	0	0	0	0	2	0	
		R/R					BLUE JAYS (RK)	.750	2	4	1	3	1	0	0	0	0	1	0	

#	INFELDERS (7)	B-T	HT	WT	Birthdate	Birthplace	2021 Clubs	AVG	G	AB	R	H	2B	3B	HR	RBI	BB	SO	SB	MLS
11	BICHETTE, Bo	R/R	6-0	185	05/03/98	Orlando, FL	TORONTO	.298	159	640	121	191	30	1	29	102	40	137	25	2,063
8	BIGGIO, Cavan	L/R	6-2	200	11/04/95	Houston, TX	TORONTO	.224	79	250	27	56	10	1	7	27	37	78	3	2,129
26	CHAPMAN, Matt	R/R	6-0	215	28/04/93	Victorville, CA	BUFFALO (AAA)	.182	22	77	15	14	2	0	3	11	11	26	0	
5	ESPINAL, Santiago	R/R	5-10	175	13/11/94	Santiago, Dominican Republic	TORONTO	.210	151	529	75	111	15	3	27	72	80	202	3	4,109
		R/R					TORONTO	.311	92	222	32	69	13	1	2	17	22	30	6	1,149
		R/R					BUFFALO (AAA)	.308	4	13	1	4	1	0	1	2	0	1	0	
27	GUERRERO JR., Vladimir	R/R	6-2	250	16/03/99	Montreal, QC, Canada	TORONTO	.311	161	604	123	188	29	1	48	111	86	110	4	2,157
49	JIMENEZ, Leo	R/R	5-11	160	17/05/01	Chitre, Panama	DUNEDIN (A)	.385	54	168	35	53	8	0	1	19	51	35	4	
		R/R					BLUE JAYS (RK)	.385	5	13	6	5	2	0	0	2	3	1	1	
		R/R					Santo Domingo, Dominican Republic	.000	1	1	0	0	0	0	0	0	0	1	0	0,005
72	LOPEZ, Otto	R/R	5-10	160	01/10/98	Santo Domingo, Dominican Republic	NEW HAMPSHIRE (AA)	.331	70	278	52	92	24	1	3	39	28	62	7	
		R/R					BUFFALO (AAA)	.289	43	173	36	50	8	3	2	25	13	26	15	

#	OUTFIELDERS (5)	B-T	HT	WT	Birthdate	Birthplace	2021 Clubs	AVG	G	AB	R	H	2B	3B	HR	RBI	BB	SO	SB	MLS
15	GRICHUK, Randal	R/R	6-2	213	13/08/91	Rosenberg, TX	TORONTO	.241	149	511	59	123	25	1	22	81	27	114	0	7,033
13	GURRIEL JR., Lourdes	R/R	6-3	215	10/10/93	Sancti Spiritus, Cuba	TORONTO	.276	141	500	62	138	28	2	21	84	32	102	1	3,094
37	HERNANDEZ, Teoscar	R/R	6-2	205	15/10/92	Cotoi, Dominican Republic	TORONTO	.296	143	550	92	163	29	0	32	116	36	148	12	4,097
77	PALACIOS, Josh	L/R	6-1	193	30/07/95	New York, NY	TORONTO	.200	13	35	7	7	0	0	0	4	3	11	0	0,024
		R/R					BUFFALO (AAA)	.241	16	54	7	13	2	0	0	2	5	16	1	
		R/R					DUNEDIN (A)	1.000	1	2	0	2	0	0	0	0	0	0	0	
		R/R					BLUE JAYS (RK)	.500	2	4	2	2	1	0	0	2	4	0	0	
4	SPRINGER, George	R/R	6-3	221	19/09/89	New Britain, CT	TORONTO	.264	78	299	59	79	19	1	22	50	37	79	4	7,166

NON-ROSTER PLAYERS

#	PITCHERS (13)	B-T	HT	WT	Birthdate	Birthplace	2021 Clubs	W-L	ERA	G	GS	CG	SV	IP	H	R	ER	BB	SO	MLS
52	ALLGEYER, Nick	L/L	6-3	210	03/02/96	St. Louis, MO	TORONTO BUFFALO (AAA)	0-0	0.00	1	0	0	0	1.0	0	0	0	0	0	0.005
64	ANDERSON, Shaun	R/R	6-4	228	29/10/94	Coral Springs, FL	MINNESOTA BALTIMORE SAN DIEGO ROUND ROCK (AAA) EL PASO (AAA) ST. PAUL (AAA)	0-0 0-0 0-0 0-0 1-0 1-0	5.34 9.35 9.00 5.79 0.00 4.40	22 4 7 5 2 11	17 0 0 0 0 0	0 0 0 0 0 0	0 0 0 0 0 0	89.1 10.0 8.2 3.0 14.1 6.0	95 17 15 6 13 7	56 12 10 3 0 7	53 9 5 3 0 7	52 8 5 2 4 18	0 5 7 4 4 5	0 8 2,011
55	BEASLEY, Jeremy	R/R	6-3	235	20/11/95	Lyons, GA	TORONTO NEW HAMPSHIRE (AA) BUFFALO (AAA) CHICAGO (NL)	0-1 1-1 3-0 1-0	0.00 7.71 2.89 0.00	8 3 17 1	0 2 2 0	0 0 0 0	0 0 0 0	91.7 42.3 18.2 3.0	7 9 13 2	9 8 4 4	8 9 4 4	9 13 2 2	3 8 2 8	0.169
41	BIAGINI, Joe	R/R	6-5	235	25/05/90	Menlo Park, CA	NEW HAMPSHIRE (AA) BUFFALO (AAA) IOWA (AAA)	1-1 3-0 1-0	7.71 2.89 0.00	3 17 1	2 2 0	0 0 0	0 0 0	42.3 18.2 3.0	13 7 2	7 6 0	15 6 0	26 15 1	2 2 2	4,083
69	CASTILLO, Max	R/R	6-2	256	04/05/89	Caracas, Venezuela	NEW HAMPSHIRE (AA)	11-4	5.50	22	19	0	0	91.2	99	57	56	43	85	
87	DE LEON, José	R/R	6-2	215	07/08/92	Isabela, Puerto Rico	NEW HAMPSHIRE (AA) CINCINNATI FCL RED SOX (FK) LOUISVILLE (AAA) AMARILLO (AA)	0-1 0-1 1-1 2-0	8.35 9.00 4.63 0.68	9 2 12 7	2 0 0 0	0 0 0 0	0 0 0 0	18.1 2.0 11.2 3.2	22 3 8 9	17 2 7 2	17 2 0 2	11 0 4 4	33 2 0 4	2,095
82	GAGE, Matt	R/L	6-4	240	11/02/93	Johnstown, NY	NEW HAMPSHIRE (AA) BUFFALO (AAA) DUNEDIN (A)	0-1 1-1 3-1	4.50 5.57 1.88	9 1 12	1 0 0	0 0 0	2 3 1	32.1 37.2 18.0	37 22 13	20 9 13	15 15 6	15 37 6	44 44 4	
74	HERNANDEZ, Adrian	R/R	5-10	168	22/01/00	Esquima de Hidalgo, Mexico	VANCOUVER (A+) NEW HAMPSHIRE (AA) BUFFALO (AAA)	0-0 1-1 1-0	2.30 1.74 1.04	10 21 14	6 0 4	0 0 0	3 5 0	51.2 41.0 21.0	5 4 10	4 4 10	26 4 14	8 3 3	14 4 18	0.171
71	JOHNSTON, Kyle	R/R	6-0	190	17/07/96	Flower Mound, TX	NEW HAMPSHIRE (AA) BUFFALO (AAA) NEW HAMPSHIRE (AA)	0-0 1-1 1-1	3.00 4.85 0.87	4 21 11	4 10 1	0 0 0	0 0 0	21.0 65.0 10.1	14 7 8	7 4 2	7 4 1	3 4 15	3 62 62	9,156
62	LAWRENCE, Casey	R/R	6-2	170	28/10/87	McSherrystown, PA	NEW HAMPSHIRE (AA) BUFFALO (AAA)	7-2	3.00	4	4	0	0	21.0	14	7	2	4	18	0
35	PHELPS, David	R/R	6-2	198	09/10/86	St. Louis MO	TORONTO	0-0	0.87	11	1	0	0	10.1	8	2	1	4	15	
84	SPRAKER, Graham	R/R	6-3	200	19/03/95	Tucson, AZ	NEW HAMPSHIRE (AA) BUFFALO (AAA)	2-1 0-0	2.74 0.00	30 1	0 0	0 0	2 0	42.2 2.0	29 0	14 0	13 0	23 0	62 3	
73	STADLER, Fitz	R/R	6-9	245	02/04/97	Glenview, IL	NEW HAMPSHIRE (AA) BUFFALO (AAA)	2-1 0-0	4.79 7.62	26 13	1 0	0 0	1 0	35.2 13.0	26 12	24 11	19 11	26 9	52 9	





#	CATCHERS (3)	B-T	HT	WT	Birthdate	Birthplace	2021 Clubs	AVG	G	AB	R	H	2B	3B	HR	RBI	BB	SO	SB	MLS
89	BEC, Chris	R/R	5-11	190	30/12/95	Miami, FL	NEW HAMPSHIRE (AA)	.181	49	166	20	30	2	0	2	14	19	47	11	
80	DEGLAN, Keelin	L/R	6-2	205	03/05/92	Langley, BC, Canada	SCRANTON/WILKES-BARRE (AAA) BUFFALO (AAA)	.233 .203	12 27	30 79	3 10	7 16	3 3	0 0	3 3	13 12	2 12	30 30	1	0
50	HEINEMAN, Tyler	S/R	5-10	199	19/06/91	Pacific Palisades, CA	MEMPHIS (AAA) LEHIGH VALLEY (AAA)	.254 .274	21 20	67 62	8 5	17 17	4 2	0 0	0 0	5 6	7 9	17 12	0	0.121

#	INFELDERS (4)	B-T	HT	WT	Birthdate	Birthplace	2021 Clubs	AVG	G	AB	R	H	2B	3B	HR	RBI	BB	SO	SB	MLS
3	BIRD, Greg	L/R	6-4	220	09/11/92	Memphis, TN	ALBUQUERQUE (AAA)	.267	112	383	63	105	21	1	27	91	58	106	0	4.085
76	GROSHANS, Jordan	R/R	6-3	205	10/11/99	Magnolia, TX	NEW HAMPSHIRE (AA)	.291	75	278	46	81	23	0	7	40	34	61	0	
75	KATOH, Goseuke	L/R	6-1	197	08/10/94	Poway, CA	EL PASO (AAA)	.306	114	350	62	107	27	4	8	42	46	84	8	
79	MARTINEZ, Orelvis	R/R	6-1	188	19/11/01	Santo Domingo, Dominican Republic	DUNEDIN (A) VANCOUVER (A+)	.279 .214	71 27	283 112	49 17	79 24	22 4	2 0	19 9	68 19	33 10	85 28	4	0

#	OUTFIELDERS (3)	B-T	HT	WT	Birthdate	Birthplace	2021 Clubs	AVG	G	AB	R	H	2B	3B	HR	RBI	BB	SO	SB	MLS
81	LUKES, Nathan	L/R	5-11	185	12/07/94	Portland, OR	DURHAM (AAA)	.303	85	294	50	89	31	1	4	44	21	41	2	
0	SMITH, Mallex	L/R	5-10	180	06/05/93	Tallahassee, FL	FCL BLUE JAYS (Rk) LOUISVILLE (AAA) BUFFALO (AAA)	.200 .231 .389	6 22 7	15 65 18	3 7 7	3 15 7	1 0 1	0 0 1	0 1 2	3 5 6	8 19 5	4	3	3
83	YOUNG, Chavez	S/R	6-0	195	08/07/97	Freeport, Bahamas	NEW HAMPSHIRE (AA)	.265	78	279	41	74	15	2	7	52	35	81	20	

2022 TORONTO BLUE JAYS SPRING ROSTER

BY POSITION, NUMERICAL & ALPHABETICAL

BY POSITION

PITCHERS – 35 (22 + 13 NR)

52 ALLGEYER, Nick: LHP (NR)
 64 ANDERSON, Shaun: RHP (NR)
 55 BEASLEY, Jeremy: RHP (NR)
 17 BERRÍOS, José: RHP
 41 BIAGINI, Joe: RHP (NR)
 56 BORUCKI, Ryan: LHP
 69 CASTILLO, Max: RHP (NR)
 63 CASTRO, Anthony: RHP
 90 CIMBER, Adam: RHP
 65 DANNER, Hagen: RHP
 87 DE LEÓN, José: RHP (NR)
 59 FRANCIS, Bowden: RHP
 82 GAGE, Matt: LHP (NR)
 93 GARCÍA, Yimi: RHP
 34 GAUSMAN, Kevin: RHP
 31 HATCH, Thomas: RHP
 74 HERNÁNDEZ, Adrian: RHP (NR)
 71 JOHNSTON, Kyle: RHP (NR)
 47 KAY, Anthony: LHP
 16 KIKUCHI, Yusei: LHP
 62 LAWRENCE, Casey: RHP (NR)
 6 MANOAH, Alek: RHP
 58 MAYZA, Tim: LHP
 67 MERRYWEATHER, Julian: RHP
 24 PEARSON, Nate: RHP
 35 PHELPS, David: RHP (NR)
 33 RICHARDS, Trevor: RHP
 68 ROMANO, Jordan: RHP
 99 RYU, Hyun Jin: LHP
 54 SAUCEDO, Tayler: LHP
 64 SPRAKER, Graham: RHP (NR)
 73 STADLER, Fitz: RHP (NR)
 48 STRIPLING, Ross: RHP
 57 THORNTON, Trent: RHP
 44 VASQUEZ, Andrew: LHP

CATCHERS – 7 (4 + 3 NR)

89 BEC, Chris (NR)
 80 DEGLAN, Kellin (NR)
 50 HEINEMAN, Tyler (NR)
 9 JANSEN, Danny
 30 KIRK, Alejandro
 7 McGUIRE, Reese
 70 MORENO, Gabriel

INFIELDERS – 11 (7 + 4 NR)

11 BICHETTE, Bo
 8 BIGGIO, Cavan
 3 BIRD, Greg (NR)
 26 CHAPMAN, Matt
 5 ESPINAL, Santiago
 76 GROSHANS, Jordan: INF (NR)
 27 GUERRERO Jr., Vladimir
 75 KATOH, Gosuke (NR)
 49 JIMENEZ, Leonardo
 72 LOPEZ, Otto
 79 MARTINEZ, Orelvis: INF (NR)

OUTFIELDERS – 8 (5 + 3 NR)

15 GRICHUK, Randal
 13 GURRIEL Jr., Lourdes
 37 HERNÁNDEZ, Teoscar
 81 LUKES, Nathan (NR)
 77 PALACIOS, Josh
 0 SMITH, Mallex (NR)
 4 SPRINGER, George
 83 YOUNG, Chavez: OF (NR)

(NR) Non-Roster Invitee

NUMERICAL

0 SMITH, Mallex: OF (NR)
 3 BIRD, Greg: INF (NR)
 4 SPRINGER, George: OF
 5 ESPINAL, Santiago: INF
 6 MANOAH, Alek: RHP
 7 McGUIRE, Reese: C
 8 BIGGIO, Cavan: INF
 9 JANSEN, Danny: C
 11 BICHETTE, Bo: INF
 13 GURRIEL Jr., Lourdes: OF
 15 GRICHUK, Randal: OF
 16 KIKUCHI, Yusei: LHP
 17 BERRÍOS, José: RHP
 24 PEARSON, Nate: RHP
 26 CHAPMAN, Matt: INF
 27 GUERRERO Jr., Vladimir: INF
 30 KIRK, Alejandro: C
 31 HATCH, Thomas: RHP
 33 RICHARDS, Trevor: RHP
 34 GAUSMAN, Kevin: RHP
 35 PHELPS, David: RHP (NR)
 37 HERNÁNDEZ, Teoscar: OF
 41 BIAGINI, Joe: RHP (NR)
 44 VASQUEZ, Andrew: LHP
 47 KAY, Anthony: LHP
 48 STRIPLING, Ross: RHP
 49 JIMENEZ, Leonardo: INF
 50 HEINEMAN, Tyler: C (NR)
 52 ALLGEYER, Nick: LHP (NR)
 54 SAUCEDO, Tayler: LHP
 55 BEASLEY, Jeremy: RHP (NR)
 56 BORUCKI, Ryan: LHP
 57 THORNTON, Trent: RHP
 58 MAYZA, Tim: LHP
 59 FRANCIS, Bowden: RHP
 62 LAWRENCE, Casey: RHP (NR)
 63 CASTRO, Anthony: RHP
 64 ANDERSON, Shaun: RHP (NR)
 65 DANNER, Hagen: RHP
 67 MERRYWEATHER, Julian: RHP
 68 ROMANO, Jordan: RHP
 69 CASTILLO, Max: RHP (NR)
 70 MORENO, Gabriel: C
 71 JOHNSTON, Kyle: RHP (NR)
 72 LOPEZ, Otto: INF
 73 STADLER, Fitz: RHP (NR)
 74 HERNÁNDEZ, Adrian: RHP (NR)
 75 KATOH, Gosuke: UTIL (NR)
 76 GROSHANS, Jordan: INF (NR)
 77 PALACIOS, Josh: OF
 79 MARTINEZ, Orelvis: INF (NR)
 80 DEGLAN, Kellin: C (NR)
 81 LUKES, Nathan: OF (NR)
 82 GAGE, Matt: LHP (NR)
 83 YOUNG, Chavez: OF (NR)
 84 SPRAKER, Graham: RHP (NR)
 87 DE LEÓN, José: RHP (NR)
 89 BEC, Chris: C (NR)
 90 CIMBER, Adam: RHP
 93 GARCÍA, Yimi: RHP
 99 RYU, Hyun Jin: LHP

MANAGER

25 MONTOYO, Charlie

COACHES

14 SCHNEIDER, John: Bench
 40 WALKER, Pete: Pitching
 18 MARTINEZ, Guillermo: Hitting
 53 BUDZINSKI, Mark: First Base
 20 RIVERA, Luis: Third Base
 10 BUSCHMANN, Matt: Bullpen
 23 MENSE, Hunter: Assistant Hitting
 22 KIM, Gil: Field Coordinator
 85 HOWELL, David: Pitching Strategist
 19 HUDGENS, Dave: Hitting Strategist
 86 YUDELMAN, Adam: ML Coach

ALPHABETICAL

52 ALLGEYER, Nick: LHP (NR)
 64 ANDERSON, Shaun: RHP (NR)
 55 BEASLEY, Jeremy: RHP (NR)
 89 BEC, Chris: C (NR)
 17 BERRÍOS, José: RHP
 41 BIAGINI, Joe: RHP (NR)
 11 BICHETTE, Bo: INF
 8 BIRD, Greg: INF (NR)
 56 BORUCKI, Ryan: LHP
 69 CASTILLO, Max: RHP (NR)
 63 CASTRO, Anthony: RHP
 26 CHAPMAN, Matt: INF
 90 CIMBER, Adam: RHP
 65 DANNER, Hagen: RHP
 80 DEGLAN, Kellin: C (NR)
 87 DE LEÓN, José: RHP (NR)
 52 ESPINAL, Santiago: INF
 64 ANDERSON, Shaun: RHP (NR)
 82 GAGE, Matt: LHP (NR)
 93 GARCÍA, Yimi: RHP
 34 GAUSMAN, Kevin: RHP
 15 GRICHUK, Randal: OF
 76 GROSHANS, Jordan: INF (NR)
 27 GUERRERO Jr., Vladimir: INF
 13 GURRIEL Jr., Lourdes: OF
 31 HATCH, Thomas: RHP
 50 HEINEMAN, Tyler: C (NR)
 74 HERNÁNDEZ, Adrian: RHP (NR)
 37 HERNÁNDEZ, Teoscar: OF
 9 JANSEN, Danny: C
 49 JIMENEZ, Leonardo: INF
 71 JOHNSTON, Kyle: RHP (NR)
 75 KATOH, Gosuke: UTIL (NR)
 47 KAY, Anthony: LHP
 16 KIKUCHI, Yusei: LHP
 30 KIRK, Alejandro: C
 62 LAWRENCE, Casey: RHP (NR)
 72 LOPEZ, Otto: INF
 81 LUKES, Nathan: OF (NR)
 6 MANOAH, Alek: RHP
 79 MARTINEZ, Orelvis: INF (NR)
 58 MAYZA, Tim: LHP
 7 McGUIRE, Reese: C
 67 MERRYWEATHER, Julian: RHP
 70 MORENO, Gabriel: C
 77 PALACIOS, Josh: OF
 24 PEARSON, Nate: RHP
 35 PHELPS, David: RHP (NR)
 33 RICHARDS, Trevor: RHP
 68 ROMANO, Jordan: RHP
 99 RYU, Hyun Jin: LHP
 54 SAUCEDO, Tayler: LHP
 0 SMITH, Mallex: OF (NR)
 84 SPRAKER, Graham: RHP (NR)
 4 SPRINGER, George: OF
 73 STADLER, Fitz: RHP (NR)
 48 STRIPLING, Ross: RHP
 57 THORNTON, Trent: RHP
 44 VASQUEZ, Andrew: LHP
 83 YOUNG, Chavez: OF (NR)

BULLPEN CATCHERS

61 ANDREPOULOS, Alex
 78 HURTADO, Luis

BIOGRAPHIES

LAST SEASON

HISTORY

RECORDS

OPPONENTS

PLAYER DEV.

MEDIA & MISC.



HOW THE 2022 BLUE JAYS WERE BUILT 40-MAN ROSTER

TRADES (14)

José Berríos – from the Minnesota Twins in exchange for INF Austin Martin and RHP Simeon Woods Richardson on July 30, 2021

Matt Chapman – from the Oakland Athletics along in exchange for RHP Gunnar Hoglund, LHP Zach Logue, INF Kevin Smith, and LHP Kirby Snead on March 16, 2022

Adam Cimber – from the Miami Marlins along with LF Corey Dickerson and cash considerations in exchange for 2B Joe Panik and RHP Andrew McInnive on June 29, 2021

Santiago Espinal – from the Boston Red Sox in exchange for OF Steve Pearce and cash considerations on June 28, 2018

Bowden Francis – from the Milwaukee Brewers along with RHP Trevor Richards in exchange for 1B Rowdy Tellez on July 6, 2021

Teoscar Hernández – from the Houston Astros along with OF Norichika Aoki in exchange for LHP Francisco Liriano on July 31, 2017

Randal Grichuk – from the St. Louis Cardinals in exchange for RHP Conner Greene and RHP Dominic Leone on Jan. 19, 2018

Thomas Hatch – from the Chicago Cubs in exchange for RHP David Phelps and cash considerations on July 30, 2019

Anthony Kay – from the New York Mets along with RHP Simeon Woods Richardson in exchange for RHP Marcus Stroman and cash considerations on July 28, 2019

Reese McGuire – from the Pittsburgh Pirates along with OF Harold Ramirez and LHP Francisco Liriano in exchange for RHP Drew Hutchison on Aug. 1, 2016

Julian Merryweather – from the Cleveland Indians on Oct. 5th, 2018 as the player to be named later in a trade for INF Josh Donaldson (Aug. 31, 2018)

Trevor Richards – from the Milwaukee Brewers along with RHP Bowden Francis in exchange for 1B Rowdy Tellez on July 6, 2021

Ross Stripling – from the Los Angeles Dodgers in exchange for two players to be named later on Aug. 31, 2020

Trent Thornton – from the Houston Astros in exchange for SS Aledmys Diaz on Nov. 17, 2018

FREE AGENTS (6)

Yimi García – signed on Dec. 1, 2021

Kevin Gausman – signed on Dec. 1, 2021

Yusei Kikuchi – signed on March 14, 2022

Hyun Jin Ryu – signed on Dec. 27, 2019

George Springer – signed on Jan. 23, 2021

Andrew Vasquez – signed on March 15, 2022

INTERNATIONAL FREE AGENTS (6)

Vladimir Guerrero Jr. – signed on July 2, 2015

Lourdes Gurriel Jr. – signed on Nov. 11, 2016

Leonardo Jimenez – signed on July 2, 2017

Alejandro Kirk – signed on Sept. 24, 2016

Otto Lopez – signed on July 4, 2016

Gabriel Moreno – signed on Aug. 3, 2016

FIRST-YEAR PLAYER DRAFT (11)

Bo Bichette – 2nd round in 2016

Cavan Biggio – 5th round in 2016

Ryan Borucki – 15th round in 2012

Hagan Danner – 2nd round in 2017

Danny Jansen – 16th round in 2013

Alek Manoah – 1st round in 2019

Tim Mayza – 12th round in 2013

Josh Palacios – 4th round in 2016

Nate Pearson – 1st round in 2017

Jordan Romano – 10th round in 2014

Taylor Saucedo – 21st round in 2015

RULE 5 DRAFT (0)

WAIVERS (1)

Anthony Castro – claimed from the Detroit Tigers on Dec. 7, 2020





2021 SEASON IN REVIEW

VLADIMIR GUERRERO JR.

2021 SEASON IN REVIEW

BIographies

LAST SEASON

HISTORY

RECORDS

OPPONENTS

PLAYER DEV.

MEDIA & MISC.

2021 AT A GLANCE

Record	91-71, 4th, 9.0 GB
Franchise Record	3506-3557-3
Under Charlie Montoyo	190-194
Home Attendance (Total/Average)	805,901/10,201
vs. LHS/RHS	23-20/68-51
Blue Jays/Opponents Scored First	64-28/27-43
Games Decided in Final AB/Walk-Off	17-20/5-5
One-Run Games	15-15
Home/Road	47-33/44-38
Series Record/Home/Road	25-18-9/15-9-2/10-9-7
Series Openers/Finales	23-29/29-23
After 7.0, Ahead/Tied/Trailing	64-5/9-12/8-49
After 8.0, Ahead/Tied/Trailing	71-3/7-9/2-53
Extra-Inning Games/Home/Road	3-9/1-9/2-0
vs. East/Central/West/NL	42-34/19-15/16-16/14-6
Pre/Post All-Star Break	45-42/46-29
Committed No Errors/1+ Errors	63-32/28-39
Hit 0 HR/1+ HR/2+ HR	6-9/26-19/18-9
More/Fewer Hits than Opponent	76-16/9-47
Shutout Games	14-3
Come-From-Behind Wins	32

2021 AT TD BALLPARK

Blue Jays Runs/Home Runs	124/38
Opponents Runs/Home Runs	110/33
W-L at Home (2021/2020)	10-11/-

2021 AT SAHLEN FIELD

Blue Jays Runs/Home Runs	132/41
Opponents Runs/Home Runs	106/37
W-L at Home (2021/2020)	12-11/17-9

2021 AT ROGERS CENTRE

Blue Jays Runs/Home Runs	188/56
Opponents Runs/Home Runs	132/41
W-L at Home (2021/2020)	25-11/-

IN IT UNTIL THE END:

- The Blue Jays finished the 2021 season just one game back of Boston and New York for both AL Wild Card spots...In fact, after completing their 9th sweep of the campaign in Game 162, were still not eliminated as they were awaiting what could be their first ever tiebreaker game with the Red Sox, that is until Boston came back to beat Washington within the hour and eliminate Toronto...Marked the 4th time in team history to have a chance to either clinch the playoffs or force a tiebreaker on the final day of the season, also doing so in 1987, 1990 and 2016.
- Toronto finished 4th in the division with 91 wins...This was the 1st time since the six divisions were formed in 1994 that four 90-game winners were all in the same division...**Went 22-9 in Sept./Oct. for an AL-best .710 win percentage** (2nd: SEA - .655).

OPENING ELSEWHERE:

- After calling Exhibition Stadium (1977-1989) and Rogers Centre (1989-2019) home for 43 seasons, the Blue Jays started a season south of the border for a second consecutive year as they played their first three homestands in Dunedin, FL...**Toronto became the 1st team ever to hold a home opener in three different cities in three consecutive seasons.** (Toronto, Buffalo, Dunedin).

FINALLY HOME:

- The Blue Jays returned home on July 30 for their first action at Rogers Centre in nearly two years...The Blue Jays are the first team to play home games in three different cities in the same season (Dunedin, Buffalo, Toronto) since 1903, when both the Cleveland Naps and the Detroit Tigers did so...**Toronto became the 1st team (since 1901) to play home games in three different states/provinces in the same campaign.**

- It was 670 days between games in Toronto...**The 670 days away marked the longest such stretch in MLB history...**The club's 40-23 record from their return home on July 30 until the end of the season marked **the most wins among any AL team** and 3rd most in MLB (LAD - 44; SF - 43).

HOME SWEET DOME:

- The Blue Jays went 10-11 at TD Ballpark in Dunedin, FL, 12-11 at Sahlen Field in Buffalo, NY, and finished 47-33 overall at home...**Their .694 win% (25-11) at Rogers Centre was their best in a season all-time** (.654 in 1992 and 2015).
- Toronto batters led the AL in home SLG (.486)**, while ranking 2nd in home AVG (.273), home OPS (.822), and runs/game at home (5.55)...The pitching staff posted a 3.91 ERA during home contests (8th in the AL) to go with a .234 opponents' AVG (6th) and a 1.21 WHIP (7th).

BLUE JAYS IN FLIGHT:

- The Blue Jays hit an MLB-high 262 home runs this season** (2nd: SF - 241)...**The 262 homers were the most in team history** (2nd: 257 in 2010)...Hit 62 1st-pitch home runs, 2nd most since tracking began in 1998 behind only the 1996 Rockies (63)...**Their 242 homers from right-handed hitters were the most in MLB history, surpassing the 2019 Yankees (223).**
- The Jays also led MLB in team SLG (.466) and OPS (.797)** while ranked 2nd in AVG (.266), 2nd in hits (1,455), 2nd in XBH (560), 3rd in runs (846) and 4th in OBP (.330).
- Toronto not only led the Majors in homers, but also struck out the fewest times (1,218)...The only other team (since tracking began in 1913) to lead MLB in home runs while striking out the least was Cleveland in 1995.

HOME RUNS FOR THE AGE(S):

- Vladimir Guerrero Jr. ended the season with his 48th home run, surpassing Eddie Mathews** (47 in 1953) **for the most home runs in a season by a player age 22 or younger...**The 48 homers tied **Salvador Perez for the MLB lead**, and eclipsed George Bell (47 in 1987) for 2nd most in franchise history, trailing only Jose Bautista's 54 in 2010.
- The All-Star game MVP also led the Majors in runs (123) and total bases (363) while tops in the AL in OBP (.401), SLG (.601) and OPS (1.002).**...Among all MLB batters, ranked 2nd in OPS, 3rd in hits (188), 3rd in OBP, 3rd in SLG, T-3rd in XBH (78), 5th in AVG (.311), T-6th in RBI (111) and T-8th in walks (86)...**Reached base safely an AL-high 280 times this season** (2nd: Matt Olson - 250)...**Registered an MLB-high 86 batted balls of 110+ MPH** (2nd: Giancarlo Stanton - 75)...**Finished with a 6.7 WAR (FanGraphs) to lead AL hitters** and rank 2nd in the Majors (1st: Trea Turner - 6.9)...Won his 1st Silver Slugger and was named the **AL Hank Aaron Award winner, the youngest recipient in the history of the award.**

MLB, HOME RUN LEADERS - 2021

Rank	Player	Home Runs	SLG
1	Vladimir Guerrero Jr.	48	.601
2	Salvador Perez	48	.544
3	Shohei Ohtani	46	.592
4	Marcus Semien	45	.538
5	Fernando Tatis Jr.	42	.611

THE SUMMER OF GEORGE:

- George Springer signed a six-year deal in January and played his 1st season as a Blue Jay...Connected for 22 homers, reaching the 20-HR mark for the 6th time in his career...Was limited to 78 games (Toronto went 48-30) due to three stints on the injured list...Held a .907 OPS, his 2nd best in a campaign (.974 in 2019) and produced a 1.077 OPS while playing in the outfield.



BO KNOWS BASE HITS:

- **Bo Bichette set a franchise record as his 29 home runs were the most ever by a Toronto shortstop, surpassing Tony Batista's 26 in 1999...Led the AL with 191 hits and tied Trea Turner for the MLB lead in multi-hit games (58)...Scored 121 runs, trailing only Guerrero Jr. (123) for the most in the Majors...Ranked 6th in the AL with a .298 AVG while his 310 total bases sat 7th.**

AL, HITS LEADERS - 2021

Rank	Player	Hits	Runs
1	Bo Bichette	191	121
2	Vladimir Guerrero Jr.	188	123
3	Whit Merrifield	184	97
4	Cedric Mullins	175	91
5	Marcus Semien	173	115
5	Jonathan Schoop	173	85

STRUCK IN THE MIDDLE WITH YOU:

- **Toronto's middle infield of Marcus Semien (45 HR) and Bo Bichette (29 HR) set the MLB record for most home runs by a 2B/SS duo (74), surpassing the 2002 Rangers who had 66 homers from their middle tandem (Michael Young - 9; Alex Rodriguez - 57).**

STEADY SEMIEN:

- **Marcus Semien was one of just two players to play in all 162 games this season (Whit Merrifield) as he led MLB with 724 plate appearances...Also ranked 1st in the Majors with 86 extra-base hits (2nd: Shohei Ohtani - 80), while 2nd in total bases (351), 4th in home runs (45), 5th in runs (115), 7th in doubles (39) and T-10th in hits (173)...Ranked 4th in MLB in fWAR (6.6)...His .538 SLG sat 7th in the AL while his .873 OPS finished 10th...His 45 home runs were the most ever by a second baseman, surpassing Atlanta's Davey Johnson (43 in 1973), and were 5th most in a season all-time by a Blue Jay.**

1-2 PUNCH:

- **Guerrero Jr. and Semien combined to hit 93 home runs in 2021, the most by a 1B/2B combo in MLB history, besting the 90 put up by the Phillies' Ryan Howard (58) and Chase Utley (32) in 2006.**

TEO TEARS THE COVER OFF:

- **Teoscar Hernández set career highs with his 92 runs, 163 hits, 32 homers and 116 RBI this season...Finished 3rd in the Majors in RBI while his 68 driven in after the All-Star break tied Salvador Perez for the most in MLB...Ranked 7th in the AL with a personal-best .296 AVG and was 11th in OPS (.870).**

MLB, RBI LEADERS - 2021

Rank	Player	RBI	AVG
1	Salvador Perez	121	.273
2	Jose Abreu	117	.261
3	Teoscar Hernández	116	.296
4	Rafael Devers	113	.279
4	Adam Duvall	113	.228

THE 4 X 100 TEAM:

- **Toronto had four players finish in the top-10 of the AL RBI leaderboard: Teoscar Hernández - 116 (3rd), Vladimir Guerrero Jr. - 111 (T-5th), Bo Bichette - 102 (T-10th) and Marcus Semien - 102 (T-10th)...Marked the 1st time in team history with four 100+ RBI players...It is also the 10th time in MLB history that middle infielders each had 100+ RBI in the same campaign (last: BOS in 1950), and the 8th time that three infielders on the same team have 100+ RBI in a season (last: NYY in 2010)...The last team with four 100+ RBI players in the same season was the 2003 Braves...According to Stats Perform, the Blue Jays were the 1st team since RBI became an official stat in 1920 to have four teammates each reach 100 RBI for the 1st time in their careers in the same season.**

ALL-STAR ASCENSION:

- **Vladimir Guerrero Jr. hit a 468-foot homer at the All-Star game, the longest Midsummer shot in the Statcast era (since 2015)...At 22 years and 119 days old, became the 2nd-youngest to homer at an ASG, trailing Johnny Bench (21.228 in 1969)...Along with his father, Vladimir Guerrero Sr., joined the Bonds and the Griffey's as the only father-son duos to homer at the ASG...Finished 1st-for-3 with two RBI and became the youngest player ever to win All-Star Game MVP, surpassing Ken Griffey Jr. (22.236 in 1992).**
- **Marcus Semien made his 1st All-Star team...Started at second base and opened the All-Star Game scoring with an RBI single in the 2nd.**
- **Teoscar Hernández was also named to his 1st All-Star squad...Got the start in left field and doubled before scoring on Vlad's groundout.**
- **Bo Bichette got his 1st All-Star nod as well...Came into the game in the 5th and finished 0-for-1.**
- **The Blue Jays became the 3rd team ever to have three first-time All-Stars collect a hit in the same game, joining the 1933 Yankees (1st ASG) and the 2016 Red Sox.**

THE 10TH DEGREE:

- **The Blue Jays recorded double-digit hits in 72 games, tied with the Astros for the most in MLB... Their 23 games with 10+ runs led the way (2nd: CIN/HOU - 20) and were 2nd most in team history (1st: 26 in 2015).**

GIVE THIS GUY THE CY:

- **Robbie Ray led all MLB pitchers with 248 strikeouts and finished 1st in the AL with a 2.84 ERA...Became the 1st pitcher in franchise history to lead all MLB pitchers in strikeouts, and joined Roger Clemens (1997 and 1998) and A.J. Burnett (2008) as the only Blue Jays to lead the AL in K's...Became the 6th Toronto pitcher all-time to lead the league in ERA (last: Aaron Sanchez - 3.00 in 2016)...Also topped the AL in innings pitched (193.1), WHIP (1.04) and quality starts (23)...His 10 games with double-digit strikeouts also led the Majors...The only Blue Jay with more strikeouts in a season was Roger Clemens (292 in 1997; 271 in 1998)...Named AL Cy Young Award winner after the season, the 4th pitcher (5th time) in team history to win the award.**

AL, ERA LEADERS - 2021

Rank	Player	ERA	Strikeouts
1	Robbie Ray	2.84	248
2	Lance McCullers Jr.	3.16	185
3	Gerrit Cole	3.23	243
4	Frankie Montas	3.37	207
5	José Berrios	3.52	204

ROMANO-MATIC:

- **Jordan Romano posted a 2.14 ERA, 7th best among AL relievers while his 85 strikeouts were 8th most and his 33.6% K rate ranked 9th...Recorded a career-high 23 saves to finish 7th in the AL while only blowing one opportunity...His 95.8 save percentage led the AL and was 2nd highest in MLB (Josh Hader - 97.1), and tied Ken Giles (23/24 in 2019) for the best in team history...His current streak of 23 consecutive saves is 3rd longest in team history (Tom Henke - 25; Casey Janssen - 24)...Finished as a runner up for the Mariano Rivera American League Reliever of the Year Award.**

LET'S GET IT STARTED:

- **After acquiring José Berrios at the trade deadline, Blue Jays starters combined to fashion a 3.54 ERA, the best mark among AL clubs (2nd: HOU - 3.88) and 4th-best in MLB...Over that span, the rotation also led the Majors in wins (27), innings pitched (343.0) and strikeouts (362), while tops in the AL in WHIP (1.14), HR/9 (1.02), opponents' AVG (.230) and opponents' OPS (.667).**



20-80 VISION:

- The Blue Jays had seven players with 20+ home runs to tie a team record (2000 and 2010)...Had a club-record six players with 80+ RBI this year, the most by any team since the 2009 Yankees had seven... Toronto is the 5th team ever to sport six players with both 20+ HR and 80+ RBI, with the 2009 Yankees as the last to do so - which was also the only club ever with seven such players.

RUNNING THE SHOW:

- Toronto finished with the top two run scorers in the Majors, as Vladimir Guerrero Jr. (123) and Bo Bichette (121) lead the way...Marcus Semien (115) was 5th in MLB and 4th in the AL (3rd: Jose Altuve - 117)... Was the 3rd season in team history with three 100-run players, also doing so in 1993 (4) and 1999 (3).

MLB, RUNS SCORED - 2021

Rank	Player	Runs	Hits
1	Vladimir Guerrero Jr.	123	188
2	Bo Bichette	121	191
3	Freddie Freeman	120	180
4	Jose Altuve	117	167
5	Marcus Semien	115	173

DIVISION DETAILS:

- Toronto went 42-34 in games vs. AL East opponents, their best divisional win percentage since holding the same record in 2015...it was also the 2nd-best record within the division, trailing the Rays (51-25).

ALEK-TRIC OUTINGS:

- Alek Manoah made his MLB debut with a win on May 27 at NYY and finished the year with a 9-2 record and 3.22 ERA as the team went 16-4 in his 20 starts...His ERA was tied with Aaron Sanchez (2015) for 2nd-best by a rookie in team history, trailing Juan Guzman's 2.99 in 1991... Led MLB rookies (min. 10 starts) in WHIP (1.05), opponents' average (.192) and opponents' OPS (.604), while 2nd in ERA, 3rd in K rate (27.7%) and 4th in SO/9 (10.24)...His 127 strikeouts were the most in a pitcher's first 20 career games in team history, while his four games with 10+ K's were the most ever by a Toronto rookie.

AWARDS SEASON:

- Toronto players took home plenty of awards during the 2021 campaign...George Springer tied a team record as he won three Player of the Week Awards (Jose Bautista - 3 in 2010), despite playing just 12 weeks...Vladimir Guerrero Jr., Teoscar Hernández and Robbie Ray also nabbed weekly nods to bring the Jays' total to a club-record six, the most by any team since the Red Sox in 2007 (6).
- Marcus Semien claimed his 1st career Player of the Month Award as he led the Majors in hits (42), XBH (21) and total bases (80) while batting .368 in May.
- Alek Manoah was Toronto's first pitcher to take AL Rookie of the Month since Scott Richmond in April of 2009 as he finished Sept./Oct. with a 4-0 record and a 3.38 ERA across six starts.

CLUTCH STUFF:

- Lourdes Gurriel Jr. led all AL batters as he kept a .368 batting average with runners in scoring position...Set a career high with 21 homers (20 in 2019)... Recorded 30 RBI in September to lead the Majors and tie the club record for RBI in the month of September (Kelly Gruber - 30 in 1990)... His 26 RBI in a 13-game span from Sept. 1-13 were 2nd most in team history (Edwin Encarnacion - 27).

SANTI SWINGING IT:

- Santiago Espinal hit his 1st career home run on July 3 vs. TB and went on to bat .311 over 92 Major League contests...Batted .320 (65-for-203) across his 62 starts... Also hit .346 (54-for-156) with nine doubles, two homers, 11 RBI and a 19BB/17K ratio after June 1st (.863 OPS).

YELLING CIMBER:

- Adam Cimber joined the Jays after a June 29 trade from the Marlins...Kept a 1.69 ERA (7 ER/37.1 IP), a 0.96 WHIP and a .226 AVG in 39 games as a Blue Jay...Did not surrender a home run from Aug. 12, 2020 vs. CHC until Aug 15, 2021 at SEA...The 58.2 HR-free innings marked the longest active streak in MLB...Finished the campaign with a career-best 2.26 ERA and a personal-high 71.2 innings pitched.

EVERYBODY PITCHING IN:

- Toronto used 38 pitchers to navigate the 2021 season (T-4th in the AL)...The 38 arms used were the 2nd most in a single season in team history (39 in 2019)... Employed 62 players overall, 2nd most in club history (63 in 2018).

START SPREADING THE NEWS:

- From Sept. 6-9, the Blue Jays earned their first four-game sweep in the Bronx since May 22-25, 2003...According to Stats Perform, the Blue Jays were the 1st visiting team to sweep a 4+ game series at Yankee Stadium (old or new) without ever trailing.

A DOSE OF DOUBLEHEADERS:

- Toronto played in eight doubleheaders over the course of the season, one shy of their last six seasons combined (9) and their most in a single season since playing eight in 1982...Went 10-6, splitting six times (at KC, at NYY, at CLE, at BOS, vs. BOS, at LAA) and earning two sweeps (vs. TEX, at BAL)...Were 7-1 in the 1st game of those double-dips.

A DOUBLEHEADER TO REMEMBER:

- The Blue Jays surrendered multiple runs in each of the first four innings (10 total) on Sept. 11 in Baltimore, but put up crooked numbers four times themselves, including four runs in the 7th, as they came back for an 11-10 win...In the evening affair, Toronto was no-hit through 6.0 innings but went on to start the 7th inning 11-for-11 (including a sac fly), using 11 hits and four homers to plate 11 runs...Scored 11 runs in an inning to tie a team record for the 4th time, also doing so on July 20, 1984 (9th), April 26, 1995 (2nd), and July 25, 2007 (6th)...Had three players record multiple hits in the same inning for the 1st time in team history (Guerrero Jr., Bichette, Hernández)...The four home runs in an inning tied a club record as well, also doing so on Aug. 17, 2001 (6th)...Per Elias, became the 1st team in MLB history to hit a go-ahead homer while trailing in the final scheduled inning of both games of a doubleheader.

WHAT A WEEKEND:

- The Blue Jays scored 16 runs in the 1st three innings on Sept. 12 at BAL, their most in the 1st three innings of a game in team history...That came on the heels of scoring 11 runs in the final inning on Saturday...The 27 runs were the most in a four-inning span in the Live Ball Era (since 1920), topping 25 runs by the both the 1922 Cubs and the 2007 Rangers.
- Between the doubleheader on Sept. 11 and the 1pm start on the Sept. 12, Toronto scored 44 runs in less than 24 hours...Finished with 47 runs scored over the weekend, their most ever in a four-game series (42 in June, 1978 vs. BAL)...Over the 12 games from Sept. 1-12, scored 106 runs while hitting 34 home runs...No other team in MLB history has had at least that many runs and home runs over any 12-game span (courtesy Stats Perform).



2021 MAJOR LEAGUE STANDINGS

A.L. EAST	WON	LOST	PCT.	LAST 10			HOME	ROAD	vs EAST	vs CENT	vs WEST	vs N.L.
				GB	GAMES	STREAK						
z-Tampa Bay	100	62	.617	-	7-3	L1	52-29	48-33	51-25	19-13	15-19	15-5
w-Boston	92	70	.568	8.0	5-5	W3	49-32	43-38	41-35	20-13	15-18	16-4
w-NY Yankees	92	70	.568	8.0	7-3	W1	46-35	46-35	36-40	22-10	22-12	12-8
Toronto	91	71	.562	9.0	6-4	W3	47-33	44-38	42-34	19-15	16-16	14-6
Baltimore	52	110	.321	48.0	4-6	L3	27-54	25-56	20-56	10-24	15-17	7-13

A.L. CENTRAL	WON	LOST	PCT.	LAST 10			HOME	ROAD	vs EAST	vs CENT	vs WEST	vs N.L.
				GB	GAMES	STREAK						
y-Chi White Sox	93	69	.574	-	7-3	L1	53-28	40-41	19-14	44-32	16-17	14-6
Cleveland	80	82	.494	13.0	5-5	W1	40-41	40-41	13-21	43-33	15-17	9-11
Detroit	77	85	.475	16.0	3-7	W1	42-39	35-46	18-14	30-46	18-16	11-9
Kansas City	74	88	.457	19.0	5-5	L2	39-42	35-46	12-21	36-40	14-19	12-8
Minnesota	73	89	.451	20.0	6-4	W2	38-43	35-46	13-20	37-39	13-20	10-10

A.L. WEST	WON	LOST	PCT.	LAST 10			HOME	ROAD	vs EAST	vs CENT	vs WEST	vs N.L.
				GB	GAMES	STREAK						
y-Houston	95	67	.586	-	4-6	W2	51-30	44-37	18-13	19-16	49-27	9-11
Seattle	90	72	.556	5.0	7-3	L1	46-35	44-37	19-15	15-17	47-29	9-11
Oakland	86	76	.531	9.0	4-6	L2	43-38	43-38	15-18	23-10	37-39	11-9
LA Angels	77	85	.475	18.0	5-5	W1	40-42	37-43	16-17	21-12	29-47	11-9
Texas	60	102	.370	35.0	5-5	L1	36-45	24-57	14-20	11-21	28-48	7-13

N.L. EAST	WON	LOST	PCT.	LAST 10			HOME	ROAD	vs EAST	vs CENT	vs WEST	vs A.L.
				GB	GAMES	STREAK						
y-Atlanta	88	73	.547	-	8-2	W2	42-38	46-35	45-31	22-12	15-16	6-14
Philadelphia	82	80	.506	6.5	4-6	L2	47-34	35-46	41-35	20-14	13-19	8-12
NY Mets	77	85	.475	11.5	4-6	L2	47-34	30-51	39-37	13-20	16-17	9-11
Miami	67	95	.414	21.5	3-7	W2	42-39	25-56	35-41	12-20	17-17	3-17
Washington	65	97	.401	23.5	2-8	L5	35-46	30-51	30-46	14-18	11-23	10-10

N.L. CENTRAL	WON	LOST	PCT.	LAST 10			HOME	ROAD	vs EAST	vs CENT	vs WEST	vs A.L.
				GB	GAMES	STREAK						
y-Milwaukee	95	67	.586	-	4-6	L4	45-36	50-31	17-14	47-29	23-12	8-12
w-St. Louis	90	72	.556	5.0	7-3	L2	45-36	45-36	17-16	42-34	20-13	11-9
Cincinnati	83	79	.512	12.0	5-5	W1	44-37	39-42	20-13	43-33	11-22	9-11
Chi Cubs	71	91	.438	24.0	4-6	W2	39-42	32-49	13-21	35-41	17-15	6-14
Pittsburgh	61	101	.377	34.0	4-6	L1	37-44	24-57	17-17	23-53	11-21	10-10

N.L. WEST	WON	LOST	PCT.	LAST 10			HOME	ROAD	vs EAST	vs CENT	vs WEST	vs A.L.
				GB	GAMES	STREAK						
z-San Francisco	107	55	.660	-	8-2	W1	54-27	53-28	21-11	20-14	53-23	13-7
w-LA Dodgers	106	56	.654	1.0	9-1	W7	58-23	48-33	24-9	20-13	50-26	12-8
San Diego	79	83	.488	28.0	2-8	L1	45-36	34-47	15-18	16-17	34-42	14-6
Colorado	74	87	.460	32.5	3-7	L2	48-33	26-54	19-13	14-19	31-45	10-10
Arizona	52	110	.321	55.0	4-6	W2	32-49	20-61	13-21	13-19	22-54	4-16

z – CLINCHED BEST RECORD IN LEAGUE
 y – CLINCHED DIVISION TITLE
 w – CLINCHED WILD CARD

WILD CARD STANDINGS

AMERICAN LEAGUE

AL East	W	L	PCT	WCGB	L10	STRK	HOME	ROAD	RS	RA	DIFF
z-Tampa Bay	100	62	.617	-	7-3	L1	52-29	48-33	857	651	206
AL Central	W	L	PCT	WCGB	L10	STRK	HOME	ROAD	RS	RA	DIFF
y-Chi White Sox	93	69	.574	-	7-3	L1	53-28	40-41	796	636	160
AL West	W	L	PCT	WCGB	L10	STRK	HOME	ROAD	RS	RA	DIFF
y-Houston	95	67	.586	-	4-6	W2	51-30	44-37	863	658	205
Wild Card	W	L	PCT	WCGB	L10	STRK	HOME	ROAD	RS	RA	DIFF
w-Boston	92	70	.568	8.0	5-5	W3	49-32	43-38	829	749	80
w-NY Yankees	92	70	.568	8.0	7-3	W1	46-35	46-35	711	669	42
Toronto	91	71	.562	9.0	6-4	W3	47-33	44-38	846	663	183

NATIONAL LEAGUE

NL East	W	L	PCT	WCGB	L10	STRK	HOME	ROAD	RS	RA	DIFF
y-Atlanta	88	73	.547	-	8-2	W2	42-38	46-35	790	656	134
NL Central	W	L	PCT	WCGB	L10	STRK	HOME	ROAD	RS	RA	DIFF
y-Milwaukee	95	67	.586	-	4-6	L4	45-36	50-31	738	623	115
NL West	W	L	PCT	WCGB	L10	STRK	HOME	ROAD	RS	RA	DIFF
z-San Francisco	107	55	.660	-	8-2	W1	54-27	53-28	804	594	210
Wild Card	W	L	PCT	WCGB	L10	STRK	HOME	ROAD	RS	RA	DIFF
w-LA Dodgers	106	56	.654	1.0	9-1	W7	58-23	48-33	830	561	269
w-St. Louis	90	72	.556	5.0	7-3	L2	45-36	45-36	706	672	34
Cincinnati	83	79	.512	12.0	5-5	W1	44-37	39-42	786	760	26



2021 SEASON HIGHS & LOWS

BIOGRAPHIES

LAST SEASON

HISTORY

RECORDS

OPPONENTS

PLAYER DEV.

MEDIA & MISC.

TEAM – GAME (PITCHING)

Most Innings Pitched:	12.0, vs. Tampa Bay, May 21 (12 innings)
Most Hits Allowed:	18, vs. Chicago (A.L.), August 24
Most Batters Faced:	53, vs. Tampa Bay, May 21 (12 innings)
Most Batters Faced (9-inning games):	48, vs. Houston, June 4
.....	48, vs. Boston, July 19
Most Runs Allowed:	14, vs. Tampa Bay, May 24 (11 innings)
Most Runs Allowed (9-inning games):	13, vs. Houston, June 4
.....	13, vs. Boston, July 19
Most Earned Runs:	13, vs. Boston, July 19
Most Home Runs Allowed:	6, at Baltimore, June 19
.....	6, vs. Boston, July 19
Most Walks Allowed:	11, at Tampa Bay, September 21
Most Strikeouts:	16, vs. Tampa Bay, May 24 (11 innings)
.....	16, at Tampa Bay, July 9
.....	16, vs. Chicago (A.L.), August 25
Most Hit-By-Pitch:	3, vs. Kansas City, August 1

TEAM – GAME (BATTING)

Most At-Bats:	45, vs. Tampa Bay, May 21 (12 innings)
Most At-Bats (9-inning games):	45, at Baltimore, September 12
Most Plate Appearances:	55, at Baltimore, September 12
Most Runs:	22, at Baltimore, September 12
Most Hits:	20, at Boston, June 13
Most Doubles:	8, vs. Boston, August 6
Most Triples:	2, vs. Miami, June 2
Most Home Runs:	8, at Boston, June 13
Most Extra-Base Hits:	11, at Boston, June 13
Most Total Bases:	47, at Boston, June 13
Most Runs Batted In:	22, at Baltimore, September 12
Most Stolen Bases:	3, done 4 times.
Most Caught Stealing:	2, at Atlanta, May 12
Most Walks:	11, at New York (A.L.), September 8
Most Strikeouts:	15, vs. Miami, June 2
Most Sac Hits:	1, done 10 times.
Most Sac Flies:	2, vs. New York (A.L.), April 13
.....	2, vs. Cleveland, August 3
.....	2, at New York (A.L.), September 7
Most Hit-By-Pitch:	4, at Texas, April 5
Most GDP:	4, vs. Detroit, August 20 (10 innings)
Most GDP (9-inning games):	3, done 5 times.



INDIVIDUAL – GAME (PITCHING)

Most Innings Pitched:	8.0, Robbie Ray, vs. Detroit, August 20
.....	8.0, Alek Manoah, vs. Tampa Bay, September 13
Most Hits Allowed:	10, Steven Matz, vs. Boston, May 20
.....	10, Hyun Jin Ryu, at New York (N.L.), July 24
.....	10, Hyun Jin Ryu, vs. Boston, August 8
Most Batters Faced:	29, Alek Manoah, at Los Angeles (A.L.), August 11
.....	29, Robbie Ray, vs. Detroit, August 20 (10 innings)
Most Runs Allowed:	7, done 6 times.
Most Earned Runs:	7, done 3 times.
Most Home Runs:	4, Alek Manoah, at Baltimore, June 19
.....	4, Robbie Ray, vs. New York (A.L.), September 30
Most Walks:	6, Robbie Ray, at Kansas City, April 18
.....	6, Alek Manoah, at Tampa Bay, September 21
Most Strikeouts:	14, Robbie Ray, vs. Chicago (A.L.), August 25
Most Hit-By-Pitch:	3, José Berrios, vs. Kansas City, August 1

INDIVIDUAL – GAME (BATTING)

Most At-Bats:	6, done 11 times.
Most Plate Appearances:	6, done 27 times.
Most Runs:	5, Bo Bichette, at Boston, June 13
.....	5, Lourdes Gurriel Jr., at Baltimore, September 12
Most Hits:	5, Teoscar Hernández, vs. Tampa Bay, September 13
Most Doubles:	3, Reese McGuire, at Baltimore, June 20
.....	3, Reese McGuire, at Boston, July 29
.....	3, Danny Jansen, at Baltimore, September 12
Most Triples:	1, done 13 times.
Most Home Runs:	3, Vladimir Guerrero Jr., vs. Washington, April 27
Most Extra-Base Hits:	3, done 9 times.
Most Total Bases:	12, Vladimir Guerrero Jr., vs. Washington, April 27
Most Runs Batted In:	7, Vladimir Guerrero Jr., vs. Washington, April 27
.....	7, Lourdes Gurriel Jr., at Baltimore, September 12
Most Stolen Bases:	2, Marcus Semien, at New York (A.L.), April 3
.....	2, Bo Bichette, at Oakland, May 6
Most Caught Stealing:	1, done 20 times.
Most Walks:	3, Vladimir Guerrero Jr., vs. Atlanta, April 30
.....	3, Lourdes Gurriel Jr., at Baltimore, September 12
Most Strikeouts:	5, Bo Bichette, at Seattle, August 15
Most Sac Hits:	1, done 10 times.
Most Sac Flies:	1, done 35 times.
Most Hit-By-Pitch:	2, Teoscar Hernández, at Baltimore, September 12
Most GDP:	2, done 4 times.



2021 TORONTO BLUE JAYS

FINAL STATISTICS

BATTING

#	Player	B	AVG	G	AB	R	H	TB	2B	3B	HR	RBI	BB	IBB	SO	SB	CS	OBP	SLG	OPS	PA	SAC	SF	HBP	GIDP	E
50	Adams, R	R	.107	12	28	2	3	5	2	0	0	0	2	0	12	0	0	.167	.179	.345	30	0	0	0	1	1
23	Barnes, J	R	.000	1	0	0	0	0	0	0	0	0	0	0	0	0	0	.000	.000	.000	0	0	0	0	0	0
64	Bergan, T	L	.000	1	0	0	0	0	0	0	0	0	0	0	0	0	0	.000	.000	.000	0	0	0	0	0	0
17	Berrios, J	R	.000	1	1	0	0	0	0	0	0	0	0	0	0	0	0	.000	.000	.000	2	1	0	0	1	2
11	Bichette, B	R	.298	159	640	121	191	310	30	1	29	102	40	0	137	25	1	.343	.484	.828	690	0	4	6	10	24
8	Biggio, C	L	.224	79	250	27	56	89	10	1	7	27	37	2	78	3	1	.322	.356	.678	294	1	4	1	4	9
56	Borucki, R	L	.000	2	0	0	0	0	0	0	0	0	0	0	0	0	0	.000	.000	.000	0	0	0	0	0	0
34	Chatwood, T	R	.000	4	0	0	0	0	0	0	0	0	0	0	0	0	0	.000	.000	.000	0	0	0	0	0	1
90	Comber, A	R	.000	3	0	0	0	0	0	0	0	0	0	0	0	0	0	.000	.000	.000	0	0	0	0	0	2
36	Cole, A	R	.000	1	0	0	0	0	0	0	0	0	0	0	0	0	0	.000	.000	.000	0	0	0	0	0	0
3	Davis, J	R	.143	52	70	16	10	14	1	0	1	4	11	0	21	4	1	.282	.200	.482	85	0	0	1	3	1
14	Dickerson, C	L	.282	46	131	16	37	59	6	2	4	15	9	1	23	4	1	.329	.450	.779	140	0	0	0	3	1
2	Dolis, R	R	.000	3	0	0	0	0	0	0	0	0	0	0	0	0	0	.000	.000	.000	0	0	0	0	0	0
1	Dyson, J	L	.077	25	13	4	1	1	0	0	0	0	4	0	5	2	2	.294	.077	.371	17	0	0	0	0	0
5	Espinal, S	R	.311	92	222	32	69	90	13	1	2	17	22	0	30	6	1	.376	.405	.781	246	1	0	1	4	4
15	Grichuk, R	R	.241	149	511	59	123	216	25	1	22	81	27	0	114	0	3	.281	.423	.703	545	0	4	3	17	0
27	Guerrero Jr., V	R	.311	161	604	123	188	363	29	1	48	111	86	7	110	4	1	.401	.601	1.002	698	0	2	6	20	8
13	Gurniel Jr., L	R	.276	141	500	62	138	233	28	2	21	84	32	1	102	1	3	.319	.466	.784	541	1	6	2	8	4
52	Hand, B	L	.000	1	0	0	0	0	0	0	0	0	0	0	0	0	0	.000	.000	.000	0	0	0	0	0	0
37	Hernandez, T	R	.296	143	550	92	163	288	29	0	32	116	36	1	148	12	4	.346	.524	.870	595	0	2	7	5	5
28	Hoying, J	L	.000	2	3	0	0	0	0	0	0	0	0	0	1	0	0	.000	.000	.000	3	0	0	0	0	0
9	Janssen, D	R	.223	70	184	32	41	87	13	0	11	28	17	0	44	0	0	.299	.473	.772	205	1	0	3	4	2
30	Kirk, A	R	.242	60	165	19	40	72	8	0	8	24	19	0	22	0	0	.328	.436	.764	189	0	2	3	7	2
2	Lamb, J	L	.129	12	31	5	4	9	2	0	1	6	5	0	13	0	0	.256	.290	.547	39	0	2	1	0	1
72	Lopez, O	R	.000	1	1	0	0	0	0	0	0	0	0	0	1	0	0	.000	.000	.000	1	0	0	0	0	0
6	Manoah, A	R	.000	1	1	0	0	0	0	0	0	0	0	0	1	0	0	.000	.000	.000	1	0	0	0	0	1
22	Matz, S	R	.000	1	2	0	0	0	0	0	0	0	0	0	1	0	0	.000	.000	.000	2	0	0	0	0	1
58	Mayza, T	L	.000	6	0	0	0	0	0	0	0	0	0	0	0	0	0	.000	.000	.000	0	0	0	0	0	0
7	McGuire, R	L	.253	78	198	22	50	68	15	0	1	10	15	0	44	0	0	.310	.343	.654	217	1	1	2	4	0
44	Overton, C	L	.000	1	0	0	0	0	0	0	0	0	0	0	0	0	0	.000	.000	.000	0	0	0	0	0	0
77	Palacios, J	L	.200	13	35	7	7	7	0	0	0	4	3	0	11	0	0	.293	.200	.493	42	1	1	2	0	0
2	Panik, J	L	.246	42	114	9	28	40	6	0	2	11	8	0	14	0	0	.293	.351	.644	123	0	1	0	4	5
54	Payamps, J	R	.000	1	0	0	0	0	0	0	0	0	0	0	0	0	0	.000	.000	.000	0	0	0	0	0	0
35	Pelphs, D	R	.000	1	0	0	0	0	0	0	0	0	0	0	0	0	0	.000	.000	.000	0	0	0	0	0	0
38	Ray, R	L	.000	2	4	0	0	0	0	0	0	0	0	0	1	0	0	.000	.000	.000	5	1	0	0	0	1
33	Richards, J	R	.000	2	0	0	0	0	0	0	0	0	0	0	0	0	0	.000	.000	.000	0	0	0	0	0	0
68	Romano, J	R	.000	4	0	0	0	0	0	0	0	0	0	0	0	0	0	.000	.000	.000	0	0	0	0	0	0
99	Ryu, H	R	.000	2	4	0	0	0	0	0	0	0	0	0	2	0	0	.000	.000	.000	4	0	0	0	0	0
54	Saucedo, T	L	.000	3	0	0	0	0	0	0	0	0	0	0	0	0	0	.000	.000	.000	0	0	0	0	0	0
10	Semien, M	R	.265	162	652	115	173	351	39	2	45	102	66	0	146	15	1	.334	.538	.873	724	0	3	3	9	9
66	Smith, K	R	.094	18	32	2	3	6	0	0	1	3	0	0	11	0	0	.194	.188	.382	36	0	0	1	0	1
60	Snead, K	L	.000	1	0	0	0	0	0	0	0	0	0	0	0	0	0	.000	.000	.000	0	0	0	0	0	0
4	Springer, G	R	.264	78	299	59	79	166	19	1	22	50	37	1	79	4	1	.352	.555	.907	342	0	1	4	6	2
48	Stripling, R	R	.000	3	5	0	0	0	0	0	0	0	0	0	2	0	0	.000	.000	.000	6	1	0	0	0	0
44	Tellez, R	L	.209	50	139	12	29	47	4	1	4	8	9	1	33	0	0	.272	.338	.610	151	0	0	3	3	2
57	Thornton, T	R	.000	4	0	0	0	0	0	0	0	0	0	0	0	0	0	.000	.000	.000	0	0	0	0	0	0
74	Valera, B	S	.253	39	87	10	22	31	6	0	1	15	8	0	12	1	0	.313	.356	.669	97	1	1	0	1	0

TORONTO	.266	162	5476	846	14552552	285	13	262	816	496	14	1218	81	20	.330	.466	.796	6070	10	35	51	112	90
OPPONENTS	.236	162	5337	663	12572170	248	19	209	637	473	10	1468	73	22	.305	.407	.712	5916	7	24	75	108	85

BIOGRAPHIES

LAST SEASON

HISTORY

RECORDS

OPPONENTS

PLAYER DEV.

MEDIA & MISC.



PITCHING

#	Player	T	W	L	ERA	G	GS	CG	SHO	GF	HLD	SV	SVO	IP	H	R	ER	HR	HB	BB	IBB	SO	AVG	WP	BK	GDP	BF
51	Allgeyer, N	L	0	0	0.00	1	0	0	0	1	0	0	0	1.0	0	0	0	0	0	0	0	0	.000	0	0	0	3
43	Baker, B	R	0	0	0.00	1	0	0	0	0	0	0	0	1.0	1	0	0	0	0	0	0	1	.250	2	0	0	4
23	Barnes, J	R	0	1	6.30	10	0	0	0	1	0	0	0	10.0	12	7	7	1	1	6	0	15	.286	0	0	0	49
59	Beasley, J	R	0	1	7.71	8	0	0	0	6	0	0	0	9.1	7	9	8	3	2	9	2	13	.200	2	0	0	47
64	Bergan, T	L	2	0	1.69	10	1	0	0	2	0	0	1	10.2	5	2	2	1	2	8	0	6	.139	0	0	2	46
17	Berrios, J	R	5	4	3.58	12	12	0	0	0	0	0	0	70.1	64	30	28	8	7	13	0	78	.238	0	0	6	291
56	Borucki, R	L	3	1	4.94	24	0	0	0	6	1	0	1	23.2	18	14	13	5	1	11	0	21	.214	2	0	3	98
63	Castro, A	R	1	2	4.74	25	0	0	0	7	2	1	2	24.2	23	15	13	4	3	8	2	32	.237	4	0	1	109
34	Chatwood, T	R	1	2	5.46	30	0	0	0	3	11	1	2	28.0	20	17	17	1	3	20	0	32	.196	1	0	4	125
90	Cimber, A	R	2	2	1.69	39	0	0	0	9	7	1	1	37.1	31	10	7	2	2	5	0	30	.226	0	0	3	146
36	Cole, A	R	0	0	1.13	6	0	0	0	4	1	1	2	8.0	6	1	1	1	0	1	0	7	.207	0	0	0	30
41	Dolis, R	R	2	3	5.63	39	0	0	0	18	3	3	4	32.0	29	21	20	2	3	27	2	39	.232	4	1	2	156
43	Edwards Jr., C	R	0	0	6.75	6	0	0	0	1	0	0	1	5.1	8	4	4	2	0	2	0	5	.348	1	0	1	26
52	Hand, B	L	0	2	7.27	11	0	0	0	5	0	0	1	8.2	13	10	7	3	0	3	0	5	.351	1	0	0	41
31	Hatch, T	R	0	1	6.75	3	2	0	0	0	0	0	0	9.1	11	7	7	2	1	6	0	8	.289	2	0	0	45
47	Kay, A	L	1	2	5.61	11	5	0	0	0	0	0	0	33.2	38	22	21	7	3	18	0	39	.281	2	0	3	156
6	Manoah, A	R	9	2	3.22	20	20	0	0	0	0	0	0	111.2	77	44	40	12	16	40	0	127	.192	0	1	10	459
22	Matz, S	L	14	7	3.82	29	29	0	0	0	0	0	0	150.2	158	70	64	18	6	43	0	144	.265	5	1	15	647
58	Mayza, T	L	5	2	3.40	61	0	0	0	10	19	1	4	53.0	40	21	20	5	3	12	0	57	.206	2	0	5	210
67	Merryweather, J	R	0	1	4.85	13	1	0	0	4	1	2	2	13.0	13	7	7	4	1	4	0	12	.265	2	0	1	55
69	Millone, T	L	1	0	6.43	6	1	0	0	1	0	1	1	14.0	20	10	10	3	0	3	0	17	.323	0	0	1	65
66	Murphy, P	R	0	1	4.82	8	0	0	0	1	1	0	0	9.1	12	6	5	1	2	4	0	6	.316	1	0	2	44
44	Overton, C	R	0	0	0.00	4	0	0	0	2	0	0	0	6.2	4	0	0	0	0	2	0	4	.182	1	0	0	24
54	Payamps, J	R	0	2	2.70	22	0	0	0	8	0	0	0	30.0	21	10	9	3	1	11	2	22	.196	0	0	4	119
24	Pearson, N	R	1	1	4.20	12	1	0	0	4	0	0	0	15.0	14	8	7	2	0	12	1	20	.237	5	0	1	71
35	Phelps, D	R	0	0	0.87	11	1	0	0	1	5	0	0	10.1	8	2	1	0	1	4	0	15	.216	0	0	2	42
38	Ray, R	L	13	7	2.84	32	32	0	0	0	0	0	0	193.1	150	62	61	33	4	52	0	248	.210	5	0	12	773
33	Richards, T	R	4	2	3.31	32	0	0	0	5	5	0	3	32.2	16	13	12	7	0	10	0	37	.143	1	0	0	122
14	Roark, T	R	0	1	6.43	3	1	0	0	1	0	0	0	7.0	7	7	5	3	0	2	0	5	.241	0	0	0	31
68	Romano, J	R	7	1	2.14	62	0	0	0	43	5	23	24	63.0	41	17	15	7	1	25	0	85	.181	2	0	1	253
99	Ryu, H	L	14	10	4.37	31	31	1	1	0	0	0	0	169.0	170	85	82	24	2	37	0	143	.258	2	0	15	701
54	Saucedo, T	L	0	0	4.56	29	0	0	0	9	1	0	2	25.2	22	14	13	1	2	10	0	19	.229	2	1	1	109
60	Snead, K	L	0	1	2.35	7	0	0	0	2	0	0	0	7.2	7	3	2	0	1	2	0	7	.259	1	0	2	30
28	Soria, J	R	0	0	7.88	10	0	0	0	2	0	1	1	8.0	8	7	7	2	0	4	0	9	.267	1	0	1	34
48	Stripling, R	R	5	7	4.80	24	19	0	0	1	0	0	0	101.1	99	55	54	23	2	30	0	94	.251	0	0	4	431
57	Thornton, T	R	1	3	4.78	37	3	0	0	4	0	0	0	49.0	54	33	26	12	4	16	1	52	.278	3	0	4	216
60	Tice, T	R	0	0	5.14	4	0	0	0	2	0	0	0	7.0	9	4	4	1	1	4	0	6	.310	0	0	0	34
29	Zeuch, T	R	0	2	6.60	5	3	0	0	0	0	0	0	15.0	21	16	11	6	0	9	0	8	.323	0	0	2	74
TORONTO			91	71	3.91	162	162	1	14	161	64	34	52	1405.11257663	610	209	75	473	10	1468	.236	54	4	108	5916		
OPPONENTS			71	91	5.14	162	162	1	3	161	66	43	60	1395.01455846	796	262	51	496	14	1218	.266	75	3	112	6070		

BIOGRAPHIES
 LAST SEASON
 HISTORY
 RECORDS
 OPPONENTS
 PLAYER DEV.
 MEDIA & MISC.



2021 MISCELLANEOUS STATISTICS

BIOGRAPHIES

LAST SEASON

HISTORY

RECORDS

OPPONENTS

PLAYER DEV.

MEDIA & MISC.

	HOME		ROAD		TOTALS	
	W	L	W	L	W	L
vs. Baltimore Orioles	8	2	6	3	14	5
vs. Boston Red Sox	4	5	5	5	9	10
vs. New York Yankees	3	6	8	2	11	8
vs. Tampa Bay Rays	4	6	4	5	8	11
TOTALS VS. EAST	19	19	23	15	42	34

vs. Cleveland Indians	3	1	2	1	5	2
vs. Chicago White Sox	2	2	1	2	3	4
vs. Detroit Tigers	1	2	2	1	3	3
vs. Kansas City Royals	3	0	1	3	4	3
vs. Minnesota Twins	2	1	2	2	4	3
TOTALS VS. CENTRAL	11	6	8	9	19	15

vs. Houston Astros	1	2	1	2	2	4
vs. Los Angeles Angels	1	2	2	2	3	4
vs. Oakland Athletics	3	0	2	2	5	2
vs. Seattle Mariners	1	2	1	2	2	4
vs. Texas Rangers	3	0	1	2	4	2
TOTALS VS. WEST	9	6	7	10	16	16

TOTALS VS. A.L.	39	31	38	34	77	65
------------------------	-----------	-----------	-----------	-----------	-----------	-----------

vs. Atlanta Braves	3	0	3	0	6	0
vs. Miami Marlins	2	0	2	0	4	0
vs. New York Mets	0	0	1	2	1	2
vs. Philadelphia Phillies	2	1	0	0	2	1
vs. Washington Nationals	1	1	0	2	1	3
TOTALS VS. N.L.	8	2	6	4	14	6

OVERALL TOTALS	47	33	44	38	91	71
-----------------------	-----------	-----------	-----------	-----------	-----------	-----------

DOUBLEHEADERS	
HOME	WON 1 LOST 0 SPLIT 1
ROAD	WON 1 LOST 0 SPLIT 5

ATTENDANCE	
HOME	805,901 (80 DATES) 10,073 AVG
ROAD	1,282,731 (82 DATES) 15,643 AVG

	TOR	OPP.
Double Plays	122	131
Triple Plays	0	1
Left On Base	1,057	1,053
Solo HR	153	121
Two-Run HR	72	63
Three-Run HR	28	20
Grand Slam HR	9	5
Home Runs (Home)	135	111
Home Runs (Away)	127	98


	HOME		ROAD		TOTALS	
	W	L	W	L	W	L
Shutouts	10	1	4	2	14	3
SHO - Individual	1	0	0	0	1	0
Extra Innings	1	9	2	0	3	9
One-Run Decisions	9	5	6	10	15	15
Two-Run Decisions	7	9	8	9	15	18
vs. LH Starters	12	10	11	10	23	20
vs. RH Starters	35	23	33	28	68	51
Grass Fields	22	22	39	31	61	53
Artificial Fields	25	11	3	2	32	18
Day Games	21	8	19	10	40	18
Night Games	26	25	25	28	51	53

	WON	LOST
Starters	61	40
Relievers	30	31
Streaks	8	6

YOUNGEST POSITION PLAYERS TO APPEAR ON OPENING DAY FOR TORONTO

PLAYER	DATE	OPPONENT	AGE
Ted Wilborn	04/05/1979	KC	20 years, 110 days
Alex Gonzalez	04/04/1994	CWS	20 years, 361 days
Travis Snider	04/06/2009	DET	21 years, 63 days
Sil Campusano	04/04/1988	KC	21 years, 95 days
Vladimir Guerrero Jr.	07/24/2020	TB	21 years, 130 days
Lloyd Moseby	04/09/1981	DET	21 years, 155 days





TORONTO BLUE JAYS HISTORY

1992 WORLD SERIES CHAMPIONS

HISTORY OF THE TORONTO BLUE JAYS™



1977 – First Pitch: On April 7, 1977, 44,649 fans brave snow and freezing temperatures as the Blue Jays play their first ever regular season game, a 9-5 win over the Chicago White Sox at Exhibition Stadium.

1970s

The City of Toronto was awarded a franchise in the American League on March 26, 1976 and named Peter Bavasi Executive Vice-President and General Manager on June 18. On August 12, the “Blue Jays” were selected by Directors from over 4,000 names and 30,000 entries in a “Name the Team” contest. Roy Hartsfield became the first on-field Manager and catcher Phil Roof was purchased from the Chicago White Sox, becoming the first player in franchise history.

On March 11, 1977, the Blue Jays played their first spring training game, defeating the New York Mets in Dunedin, Florida, by a 3-1 score. On April 7, 1977, 44,649 fans braved snow and freezing temperatures as the Blue Jays won their first ever regular season game, 9-5, over the Chicago White Sox. Doug Ault became an instant hero, hitting two home runs in the contest. Their inaugural season included a 19-3 win over the Yankees, with Roy Howell collecting nine RBI, while the season total home attendance of 1,701,052 set a record for a first-year expansion club.



Bell/Moseby/Barfield: George Bell, Lloyd Moseby and Jesse Barfield played together in Toronto’s outfield for six straight seasons from 1984-1989

Over the next two seasons, in 1978 and 1979, the Blue Jays saw several firsts. Jim Clancy got the 4-2 victory in front of 44,327 fans on April 22, 1978, which is marked by the pitcher starting the first triple play in franchise history. On June 26, 1978, the Blue Jays exploded for a franchise-high 24 runs. Bobby Mattick became the team’s second Manager on October 18, 1979. For his performance in 1979, SS Alfredo Griffin was named co-winner of the AL Rookie of the Year Award. From December 2-7, Toronto played host to the Winter Meetings, the first held outside the United States.

1980s

The 1980’s represented a new phase for the franchise, as the club rose from an expansion team to a formidable AL East contender by the end of the decade. In 1980, still in the early years, the club set a franchise record with 67 victories while pushing attendance past six million, an expansion record. Field manager Bobby Cox took over the reins in 1982 and led the club to new heights in his four years as Manager. 1982 saw the team climb out of the basement for the first time in its history, winning 78 games to finish in a tie for 6th with Cleveland.

1983 marked a significant time as the Blue Jays finished over .500 for the first time in franchise history with an 89-73 record, good for 4th place and only nine games out of first. Notable performances included the first 100 RBI season by a Blue Jay (Willie Upshaw) and first 100-run season (Lloyd Moseby). The Blue Jays became only the second team in league history to win Player of the Week honours in three consecutive weeks, when Luis Leal, Dave Stieb, and Lloyd Moseby turned the trick in May. The enthusiasm for the club continued to build as a record 9,104 season tickets were sold for the 1984 season. Fans saw their club march up the standings for a second-place finish at 89-73, solidifying their position as AL East contenders. Over the course of the season, the Blue Jays claimed 19 one-run contests in a row, while Cliff Johnson set a then Major League record mark for pinch-hit home runs with his 19th career shot. All of this was witnessed by 2,110,009 fans, which put the Blue Jays in elite company as just the 18th franchise to top two million fans in a season.

PLAYOFF BOUND:

The ascent to AL East Champions was complete in 1985. On the second to last day of the regular season, the Blue Jays defeated the New York Yankees by a 5-1 score to secure their first postseason berth. During the 1985 season a Blue Jays ticket was a hot commodity. On July 27, the club saw average attendance top 30,000 per game for the first time. 47,686 fans showed up for an October 4th contest vs. New York to set a single game mark, while final attendance reaches a new high of 2,468,925. Season ticket sales are capped at 11,500.

The Blue Jays’ first foray into the playoffs provided lots of drama and some solid learning experiences for future





George Bell MVP: George Bell cemented himself as the AL's best, posting a .308 average with 47 home runs and 134 RBI to earn MVP honours. He is one of two players in franchise history to win the award (Joh Donaldson - 2015).

years. Jumping out to 2-0 and 3-1 series leads vs. the AL West Champion Kansas City Royals, it appeared inevitable that the Blue Jays would make their first World Series appearance. Unfortunately, the Kansas City Royals had other ideas, coming from behind to become only the 5th club in Major League history to win a series after trailing 3-1. George Brett led the way, collecting several key hits while Jim Sundberg delivered the decisive blow off Blue Jays ace Dave Stieb, with a bases-clearing, wind-assisted triple off the top of the right-field fence in Game 7.

Heading into 1986, season tickets were capped at 14,000 as the club celebrated its 10th anniversary. On July 10, INF Darnaso Garcia became the first player to record 1,000 hits in a Blue Jays uniform, while RHP Jim Clancy became the first to win 100 games for the franchise. SS Tony Fernandez became the first to record 200 hits in a season and RF Jesse Barfield earned the franchise its first Gold Glove award. The Blue Jays dropped to 4th place in the East with an 86-76 record, as Jimmy Williams took over as team manager.

MVP:

George Bell cemented himself as the AL's best, posting a .308 average with 47 home runs and 134 RBI to earn the honour as AL MVP in 1987. He became the first Blue Jay ever selected by fans to appear in an All-Star Game. The Blue Jays set several club marks, including a 10-home run game vs. Baltimore on September 14, with Ernie Whitt belting three. A franchise record 11-game winning streak began on June 2, while attendance soared to 2,778,429, an all-time high for any AL East club. On Canada Day, a single-game record 47,828 fans packed their way into Exhibition Stadium in a contest vs. the New York Yankees. The season ended in shocking fashion as a 3.5 game lead was lost in the final week with seven consecutive losses. Four of the losses came to eventual champions, Detroit, all of them by one run, including two in extra innings. On the season's final day, LHP Jimmy Key lost a 1-0

battle to Frank Tanana with the lone run coming from a wall-scraping home run to left field by OF Larry Herndon in the 2nd inning. Key injuries to C Ernie Whitt and SS Tony Fernandez down the stretch proved to be too much to overcome.


A 3rd place finish in 1988 (87-75) was highlighted by some individual accomplishments. George Bell began the season the same way he left off his 1987 MVP campaign, becoming the first player in Major League history to hit three home runs on Opening Day and the only player over the course of the season to earn two Player of the Week awards. Dave Stieb continued his dominance of AL hitters, flirting with no-hitters on three occasions, all three one-hitters, including back-to-back one-hitters on Sept. 24 and 30. Incredibly, both games saw him lose the no-hitter with two outs in the 9th inning.

A SIGNIFICANT CHANGE:

The 1989 season began with the naming of Paul Beeston as President on January 10. On May 15, with the team sitting at 12-24, Manager Jimmy Williams was replaced by Cito Gaston on an interim basis. On May 28, the Blue Jays played their final game at Exhibition Stadium, defeating the White Sox, 7-5. The team moved into the SkyDome and capped season tickets at 26,000. The SkyDome opened on June 5 with a 5-3 loss to the Milwaukee Brewers. 49,501 watched the Blue Jays on September 16, setting a new single-season record for home attendance. The Blue Jays went on to post a 77-49 record under Cito Gaston and clinched their second division title. Dave Stieb posted two more one-hitters, and came within one out of a perfect game vs. New York on August 4, when Roberto Kelly broke up the bid with a double.

BEEN HERE BEFORE:

For the second time in five seasons, the Blue Jays were East Division Champions and fell in the Divisional Series, this time to the AL West Champion Oakland Athletics. The Blue Jays were no match for Rickey Henderson, who batted .400 in the series with a 1.609 OPS and a LCS record eight stolen bases in the five-game series. They were outscored, 31-16, with the Blue Jays only victory coming in Game 3 behind Jimmy Key.



1990s
The Toronto Blue Jays entered the 90's as an established contender, looking to build on regular season performances that had yet to yield playoff success. With the state-of-the-art SkyDome now their home, it was time to see this vision become reality.

In the first full season at SkyDome, and the first full season under Cito Gaston, the club came up just short of a post-season berth, finishing two games behind the Red Sox with an 86-76 record. The team set a Major League attendance record by passing the Dodgers' 1982 mark on September 19. Dave Stewart tossed SkyDome's first no-hitter on June 29 while pitching for the Oakland A's.

AND THEN HE WAS PERFECT:

On September 2, 1990, Dave Stieb accomplished what had appeared so elusive in his career, tossing his first and only no-hitter vs. the Cleveland Indians. Jerry Browne lined out to right fielder Junior Felix to end the contest.

In December of 1990, the Blue Jays cemented a deal that changed the fortunes of the club, acquiring future Hall of Famer 2B Roberto Alomar and OF Joe Carter from San Diego in exchange for SS Tony Fernandez and 1B Fred McGriff. Another attendance mark was set

Stieb No-Hitter: On Sept. 2, 1990 vs. Cleveland, Dave Stieb tossed the only no-hitter in Blue Jay history.





Joe Carter – 1993: *The Blue Jays won their 2nd consecutive World Series title after Joe Carter hit a walk-off home run in Game 6 vs. the Phillies to help Toronto capture the series.*

and the four-million fan barrier was broken as 4,001,526 saw the Blue Jays return to the postseason by winning the AL East with a 91-71 record. Tom Henke set a then record for consecutive saves with 25. On May 1 in Texas, Nolan Ryan no-hit the Blue Jays for his 7th and final no-hitter. Chosen to host their first All-Star Game, 52,382 fans packed the SkyDome to see Jimmy Key pick up the win for the home side.

THIRD TIME IS A CHARM:

The AL West Champion Minnesota Twins awaited the Blue Jays in the AL Championship Series. The Blue Jays came home to Toronto with a 1-1 series split, primed to make their first World Series appearance. Unfortunately, an 11-inning heartbreaker turned the series as Mike Pagliarulo homered off Mike Timlin to put the Blue Jays down, 2-1. In Game 5, the Twins finished off the series by scoring three runs in the 8th inning, winning, 8-5, and sending the Blue Jays home early once again.

Newly acquired Jack Morris led the Blue Jays into the 1992 season by making his Major League record 13th consecutive Opening Day start. He tossed a complete game in a 4-2 win in Detroit. The Blue Jays set a Major League attendance record again in 1992 with 4,028,318 fans and clinched their fourth playoff berth on October 3. Dave Winfield set a Blue Jays mark with 23 home runs as a DH while becoming the oldest player to register 100 or more RBI in a season.

TIME TO CELEBRATE:

An old foe awaited Toronto in the 1992 Championship series in the Oakland Athletics, a team very similar to the club that handled the Blue Jays just two seasons earlier in the playoffs. The Blue Jays split the first two games at home before heading to Oakland for Games 4, 5, and 6. Juan Guzman gave the Blue Jays a 2-1 series lead before a dramatic Game 4 became the catalyst for the Blue Jays' first ever World Series appearance. In Game 4 at the Coliseum, the Blue Jays found themselves down 5-1 after three and 6-1 heading into the 8th inning. They came within striking distance with a three-run 8th inning before Dennis Eckersley, one of the league's best closers, attempted to close out the game in the 9th. With a man on, Roberto Alomar delivered one of the biggest hits in franchise history, belting a game-tying two-run home run to right field. The Blue Jays went on to win, 7-6, in 11 innings and then took the series in six games.

More drama ensued in the Blue Jays' first World Series appearance, facing perennial playoff club, the Atlanta Braves. After dropping the first contest, Game 2 saw backup C/INF Ed Sprague propel the Blue Jays to their first ever World Series win with a pinch-hit, two-run home run off Jeff Reardon in a 5-4 win. Game 3, the first World Series game played outside of the US, was noteworthy for 'the catch' made by Devon White in the 4th inning, resulting in a near triple play. That was key in keeping the score tied at 2-2 in the 9th inning. Candy Maldonado drove in Roberto Alomar for the game-winner and a 2-1 series lead. After a 2-1 win in Game 4, the Blue Jays were unable to close the series out at home. Toronto needed one more dramatic at-bat to bring the World Series to Canada. Tied, 2-2, in the 11th inning of Game 6, Dave Winfield doubled down the left-field line to drive in two runs. When Mike Timlin tossed an Otis Nixon bunt to Joe Carter, the long journey to World Series Champions had concluded.

In 1993, a record-tying seven Blue Jays were selected to the All-Star team (Alomar, Carter, Hentgen, Molitor, Olerud, Ward, White). John Olerud flirted with a .400 average, going as late as August 2 at the .400 mark, and eventually became the first Blue Jay to win a batting title. In fact, the top three spots at season's end belonged to the Blue Jays (Olerud – .363, Molitor – .332, Alomar – .326), the first time in 100 years this had occurred. The Blue Jays won the AL East again, and on July 31, they acquired OF Rickey Henderson to propel them into another postseason run.

In the 1993 AL Championship Series, the Blue Jays and Chicago White Sox each won two games on opposition soil before the Blue Jays reversed the trend and took Game 5 at SkyDome. In all six games, the team that scored first won the contest. Roberto Alomar once again led the way with a .316 average, including reaching base in all five plate appearances in Game 5. Dave Stewart closed out the series, moving to 8-0 in ALCS play with a 6-3 victory.

In a highly entertaining series, the Blue Jays brought back-to-back championships to Canada, defeating the Philadelphia Phillies in six games. The series was highlighted by a classic Game 4 contest in Philadelphia on October 20 that saw the Blue Jays overcome 12-7 and 14-9 deficits with a six-run 8th inning. 10 men came to the plate in the 8th, with Devon White tying the contest with a two-out RBI triple. Rickey Henderson provided the game-winning hit in a contest that took four hours and 14 minutes to play. In Game 6 in Toronto, the Blue Jays trailed the Phillies, 6-5, entering the bottom of the 9th. Phillies closer Mitch Williams allowed a walk to Henderson and a one-out single to Molitor before Joe Carter ended the series with a three-run home run to left field. The,



"Touch 'em all, Joe! You'll never hit a bigger home run in your life," quote was made famous by longtime Blue Jays announcer Tom Cheek.

The 1994 season ended prematurely on August 12 as a player strike began. It did not end until late April of 1995. The Blue Jays did not return to the postseason during the balance of the 90's, finishing as high as 3rd in 1998 and 1999. Paul Beeston was named Canada's Baseball Man of the Year in 1994, while Howard Starkman picked up the Robert O. Fishel award for Public Relations Excellence in 1996. The Blue Jays opened their 20th season in Las Vegas vs. Oakland, a season where Pat Hentgen began a string of three successive Blue Jays CY Young award winners, with Roger Clemens winning in 1997 and 1998.



Carlos Delgado: The first baseman played with the Blue Jays for 12 seasons, from 1993-2004. He is the all-time club leader in many offensive categories, including runs (889), doubles (343), home runs (336), RBI (1,058) and walks (827).

EXCELLENCE IS MEASURED:

The Blue Jays honoured George Bell and Dave Stieb by unveiling their names as the first on the Level of Excellence. Over the years, only the most prominent Blue Jays will see their names on the outfield facade.

Joe Carter and Cito Gaston were added in 1999.


Cito Gaston ended a glorious run with the club after being relieved of his duties on September 24, 1997. During his tenure, the club won three divisional titles and two World Series.

Interleague Play began in 1997 with the Blue Jays playing the Montreal Expos in the regular season for the first time. The decade closed out with some significant accomplishments after Gord Ash assumed the role of General Manager in 1998. The same year, Tony Fernandez became the all-time hits leader and Roger Clemens became just the 11th pitcher in MLB history to record 3,000 strikeouts. Shawn Green became the first Blue Jay to post 30 home runs and 30 stolen bases in 1998. Pat Hentgen became the 4th Blue Jay to win 100 games and Billy Koch posted his 31st save in 1999 to set a then AL rookie record.

2000s:

Rogers Communications assumed control of the franchise in September of 2000. During the summer of the same year, the Blue Jays put on a

Halladay 2003 Cy Young: Roy Halladay became the third Blue Jay to win a Cy Young Award in 2003, joining Pat Hentgen (1996) and Rogers Clemens (1997-1998). Halladay is the all-time club leader in winning % (.661) while ranking 2nd in wins (148), shutouts (15) and strikeouts (1,495).



Ted Rogers: In September of 2000, local ownership returned to the Toronto Blue Jays as Rogers Communications Inc. purchased 80% control of the franchise.


power display, becoming the first Major League team to have four players with 20 or more home runs before the All-Star break (Delgado, Batista, Mondesi, Cruz). The 134 home runs at home set a new AL mark and the 244 total home runs set a new franchise record. Carlos Delgado was named Sporting News Player of the Year.

The 2001 campaign saw the club open the season with one game vs. the Texas Rangers in Puerto Rico. Raul Mondesi pulled off the first straight steal of home in franchise history and Carlos Delgado assumed the franchise lead in home runs, passing Joe Carter. Jeff Frye hit for the cycle on August 17, joining Kelly Gruber as the only Blue Jays to accomplish the feat.

Carlos Delgado's team-record streak of 432 consecutive games played came to an end on August 4, 2002. Pat Gillick was enshrined on the Level of Excellence on August 7, 2002. The 2002 campaign came to a close with Eric Hinske named AL Rookie of the Year.

On June 15, 2003, Reed Johnson became only the fourth player in MLB history to hit a leadoff and walk-off home run in the same game. Roy Halladay won 15 straight decisions in 2003 on his way to a club-record 22 wins and a Cy Young award.

On September 2, 2003, Carlos Delgado banged out four home runs to become the 15th player in MLB history to accomplish the feat. Legendary broadcaster Tom Cheek had his streak of 4,306 consecutive games come to an end after the sudden passing of his father on June 3, 2004. Later in the season, Cheek was enshrined on the Level of Excellence.



Manager Carlos Tosca was relieved of his duties on August 8, 2004 and replaced by John Gibbons. The final day of the season was overshadowed by the sudden passing of longtime Blue Jay and current broadcaster John Cerutti.

Vernon Wells picked up a Gold Glove Award in 2004 and again in 2005. On April 4, 2005, Tom Cheek called back-to-back home runs by Orlando Hudson and Vernon Wells in his last game as a Blue Jays broadcaster; he later passed away on October 9, 2005.

After key signings of A.J. Burnett and B.J. Ryan in 2006, the team went on to post its best record of the decade, finishing in 2nd place with an 87-75 record. It marked the first time the Blue Jays placed higher than 3rd since the World Series winning clubs in 1992 and 1993. They saw five players go to the All-Star Game (Halladay, Ryan, Wells, Glaus, Rios).

The Blue Jays signed free agent Frank Thomas to a two-year contract in 2007. On June 28 in Minnesota, he became just the 21st player in MLB history to hit 500 career home runs, accomplishing the feat with a 1st inning home run off Carlos Silva.

Cito Gaston made his return to the dugout as he replaced John Gibbons as Manager with the team holding a 35-39 record. Gaston led the club to a 10-game winning streak in September, finishing with a 51-37 record the rest of the way in 2008. He was rewarded with a two-year contract following the season.

General Manager JP Ricciardi was replaced following the 2009 season by assistant Alex Anthopoulos on October 3. Aaron Hill and Adam Lind had stellar offensive seasons, earning both players a Silver Slugger Award. Hill also was named Comeback Player of the Year, while Lind was recognized as the AL's best Designated Hitter, picking up the Edgar Martinez Award.

2010s

In 2010, Jose Bautista won the Hank Aaron award and a Silver Slugger award, after setting a club mark with 54 home runs. He became just the 16th player in MLB history to record 54 home runs and the 7th player to post 50 home runs, 30 doubles, and 100 walks in the same season. Overall, the team hit 257 home runs, tying for the 3rd highest total in MLB history. Brandon Morrow turned in one of the most impressive performances in franchise history on August 8 vs. Tampa Bay as his no-hit bid ended with two outs in the 9th inning. However, he finished with a one-hitter and 17 strikeouts. Cito Gaston was honoured in the final home game with a pre-game ceremony on September 29, 2010.

THE HALL IS CALLING:

Roberto Alomar, a 12-time All-Star and 10-time Gold Glove-winning second baseman, was inducted into the National Baseball Hall of Fame by the Baseball Writers' Association of America on July 24, 2011 at the Clark Sports Center in Cooperstown, NY. The two-time World Series Champion donned



Home Run Record: Jose Bautista broke the Blue Jays home run record in 2010, leading the Majors with 54 homers. He remains as the only Toronto player to hit at least 50 home runs in a season.



Cito Gaston: Cito Gaston waves goodbye as he is honoured at Rogers Centre in the final game of 2010. Gaston has the most wins as a manager in club history, amassing 913 in 1764 games (1989-1997; 2008-2010).


the Toronto Blue Jays cap in the Hall, marking the first ever Blue Jays player to be elected into the Hall of Fame. Alomar, who was in his 2nd year on the ballot, received 523 votes which then represented the 3rd highest total in history, for a 90 percent majority.

John Farrell was appointed as the 12th Manager in franchise history and led the club to an 81-81 record in his first season. Jose Bautista was once again the offensive leader, earning a second consecutive Hank Aaron award as the league's best hitter. He led the AL in home runs with 47, while also posting league leading numbers in walks (132), slugging percentage (.608) and OPS (1.056). Bautista became the first player to lead the Majors in all of the above categories since Barry Bonds in 2001, and the first AL player since Ted Williams in 1942. The fans also recognize his dominance by registering 7,454,753 All-Star votes, then the most in MLB history. In the minors, four of the Blue Jays affiliates made the playoffs, with two clubs (New Hampshire and Vancouver) winning league championships. Baseball America rated the Blue Jays Minor League system 4th, up from 19th just one year prior. On November 18, 2011, the Blue Jays unveiled a new logo that brought the "blue" back to the Blue Jays, recognizing the classic Toronto look.

In June of 2012, Jose Bautista recorded 14 home runs, 30 RBI, 22 walks and 24 runs scored in 27 games to capture his 5th career monthly award. He also finished at the top in homers, RBI, and slugging percentage (.750), and tied for 1st in walks and extra-base hits (18). His 14 homers established a new club record for the most home runs in any single month and marked the most in a calendar month by any player since Colorado's Troy Tulowitzki hit 15 round trippers in September of 2010. It also was the most for an AL player since New York's Alex Rodriguez hit 14 home runs in April of 2007.

On Sept. 18, 2012, the club announced that they had entered into a Player Development Contract with the Buffalo Bisons of the International League (AAA). On Oct. 21, 2012, the Blue Jays released Manager John Farrell from his contract as he was hired by the Red Sox to take over that same position with them, an agreement reached by both teams. On Nov. 19, 2012, the Blue Jays and Marlins completed the biggest trade in baseball history, measured in number of players changing hands, as Toronto acquired RHP Josh Johnson, LHP Mark Buehrle, SS Jose Reyes, IF/OF Emilio Bonifacio, and C John Buck in exchange for C Jeff Mathis, SS Yunel Escobar, SS Adeiny Hechavarria, RHP Henderson Alvarez, LHP Justin Nicolino, OF Jake Marisnick, and RHP Anthony Desclafani. On Nov. 20, the Blue Jays hired John Gibbons as Manager to take over for John Farrell. Gibbons became the second person to have two tenures as Blue Jays Manager, along with Cito Gaston. General Manager Alex Anthopoulos made another big splash in the offseason by acquiring the 2012 NL Cy Young award winner, RHP R.A. Dickey, from the New York





Tom Cheek: Tom Cheek, who called the first 4,306 regular-season and 41 postseason games in Toronto Blue Jays history, was selected as the 2013 recipient of the Ford C. Frick Award, presented annually for excellence in broadcasting by the National Baseball Hall of Fame and Museum. Cheek, who passed away on Oct. 9, 2005, was honoured as part of Hall of Fame Weekend 2013 in Cooperstown, N.Y.

Mets on Dec. 17, 2012, along with C Josh Thole and C Mike Nicketas in exchange for two of Toronto's top prospects, C Travis d'Arnaud and RHP Noah Syndergaard, along with C John Buck and OF Wuilmer Becerra.

Major League Baseball and Baseball Commissioner Allan H. (Bud) Selig named the Toronto Blue Jays as the 2012 recipient of the Commissioner's Award for Philanthropic Excellence, which was created in 2010 to annually recognize an extraordinary charitable and philanthropic effort of an MLB club.

Toronto had four players participate in the 2013 All-Star game along with Manager John Gibbons, who was one of the coaches selected by Jim Leyland. OF Jose Bautista, 1B Edwin Encarnacion, LHP Brett Cecil, and RHP Steve Delabar represented the Blue Jays at the 2013 Classic at Citi Field. Delabar was the winner of the mlb.com Final Vote, becoming the first Toronto player to win with 9.6 million votes. On July 21, 2013, Carlos Delgado became the 9th member inducted into the Toronto Blue Jays Level of Excellence.

In July of 2013, Tom Cheek was inducted in the National Baseball Hall of Fame and Museum as the Ford C. Frick winner, having called the first 4,306 games in club history. Cheek also called the team's first 41 postseason contests, and his "Touch 'em all, Joel!" call still resounds in the hearts and minds of fans across the country. The legendary broadcaster saw his name placed on the Level of Excellence in 2004 and passed away the following year after a lengthy and brave battle with brain cancer.

On Dec. 9, 2013, at the Winter Meetings, Roy Halladay signed a contract with the Blue Jays. This agreement ensured that the legendary right-hander retired as a Toronto Blue Jay. Halladay finished a distinguished 16-year career with a record of 203-105 (.659 winning percentage) in 416 games (390 starts) with an ERA of 3.38. Roy is among the Blue Jays club leaders in many pitching categories, ranking 2nd in wins (148), strikeouts (1,495), and shutouts (15), 3rd in ERA (3.43), starts (287), complete games (49), and innings pitched (2,046.2). His 148-76 record as a Blue Jay resulted in a .661 winning percentage, the highest mark in club history.

Jose Bautista once again led the Majors in the 2014 fan voting (5,859,019) and made his 5th consecutive appearance in the All-Star Game, joining Roberto Alomar as the only Toronto players to earn four consecutive starts. Bautista was named the AL captain for the Home Run Derby and was eliminated in the semi-final by the eventual winner, Yoenis Cespedes. His 10 homers in the 1st round were the most by any participant. On Sept. 8, 2014 vs. CHC, Bautista hit his 200th career homer as a Blue Jay, becoming just the 5th player in club history to accomplish the feat. Edwin Encarnacion led the Majors in May, 2014 with 16 HR, 22 XBH, a .763 SLG, and was 2nd with 33 RBI. The 16 HR in May set a club record for any month and was the most by any player in May since Barry Bonds hit a MLB record 17 HR in 2001. The 16 homers in May were tied for 2nd on the all-time MLB list with Mickey Mantle (1956) and Mark McGwire (1998). It was the most hit in any month since Sammy Sosa hit 17 HR in August, 2001. Encarnacion's five multi-HR games in May tied an MLB record for most multi-HR games in any calendar month (Albert Belle: Sept., 1995 and Harmon Killebrew: May, 1959). He was named AL Player of the Month for May. On June 6, 2014 vs. STL, the Blue Jays celebrated the 25th anniversary of the Rogers Centre. Like they did back on June 5, 1989, they sent Jimmy Key to the mound to throw out the Ceremonial First Pitch to former catcher Ernie Whitt. Joining them to deliver the game's starting lineup was former Blue Jays Manager Cito Gaston, who managed the first game at the ballpark. On April 10, 2014 the Toronto Blue Jays announced the creation of the Howard Starkman Award to be presented annually to the Employee of the Year. Starkman officially retired on April 11 as the longest serving employee in the organization and was the inaugural recipient of the award named in his honour. On Sept. 10, the Toronto Blue Jays were named the winners of 2014 Steve Patterson Award for excellence in sports philanthropy, granted in recognition of the Jays Care Foundation's charitable and community efforts across Canada.

RETURN TO THE PLAYOFFS:

In 2015, the Blue Jays had Josh Donaldson, Jose Bautista, and Russell Martin represent them in the 86th All-Star Classic. Donaldson was the MLB leading vote-getter, setting an all-time record after accumulating 14,090,188 votes. He was the first Toronto third baseman and fourth Toronto infielder to win a fan election, joining Roberto Alomar (1991-94), John Olerud (1993), and Carlos Delgado (2003). For Bautista, it marked his 6th straight overall All-Star selection (2010-2015), his first time being chosen by the players. For the 5th straight year he was selected as a starter, the only Blue Jay to accomplish the feat. His six All-Star appearances also represent the most by any Blue Jay (Roberto Alomar-5, Joe Carter-5). Prior to the July, 2015 trade deadline, GM Alex Anthopoulos pulled off four separate deals as Toronto acquired Troy Tulowitzki and LaTroy Hawkins from the Rockies on July 28. The Jays also acquired David Price from the Tigers on July 30 before adding Ben Revere from the Phillies and Mark Lowe from the Mariners on July 31. After that point, Toronto posted a record of 40-18 the rest of the way for the best record in baseball. On Aug. 31, 2015, Rogers Communications announced that Mark Shapiro had been appointed President and CEO of the Toronto Blue Jays and Rogers Centre, to take place following the completion of the team's 2015 season. Shapiro assumed the role from Paul Beeston, who retired at the end of the season. The team clinched its first division title since 1993 after defeating the Orioles in Baltimore by a score of 15-2 in Game 1 of a doubleheader on Sept. 30. The victory ended the longest active playoff drought by any team in professional sports, and marked the 6th division title in franchise history. The Blue Jays defeated the Texas Rangers in the best-of-five Division Series after trailing 2-0. In the finale, Jose Bautista put Toronto in front for good, crushing a three-run homer in the 7th inning to break a 3-3 tie. Toronto then lost their ALCS series vs. the Royals in six games. On Oct. 29, 2015, Alex Anthopoulos stepped down as Senior VP of Baseball Operations and GM. Vice President of Baseball Operations and Assistant GM, Tony Lacava was named Interim General Manager following Anthopoulos's departure.





The Bat Flip: Jose Bautista gives Toronto a 6-3 lead with a three-run homer in the 7th inning of Game 5 of the 2015 ALDS vs. Texas.

On Nov. 19, 2015, Josh Donaldson became just the second player in franchise history to win the AL MVP Award (George Bell in 1987). Donaldson finished with 23 first-place votes (385 points overall), 81 more points than the 2nd place finisher, Mike Trout. On Dec. 3, 2015, Toronto named Ross Atkins as Executive Vice President of Baseball Operations and General Manager. He became the seventh GM in franchise history. Tony LaCava was then promoted to the position of Senior Vice President of Baseball Operations and Assistant GM after serving as the Interim GM.

In 2016, the Blue Jays secured the top Wild Card position after going 89-73, representing the seventh postseason in franchise history. It marked just the second time in club history to earn a postseason berth in consecutive seasons (last: 1991-1993). The Blue Jays defeated the Orioles at Rogers Centre in the Wild Card game on Tuesday, Oct. 4, after Edwin Encarnacion hit a walk-off three-run homer in the 11th inning. Toronto won the Division Series, 3-0, over Texas for their first ever postseason sweep. The Jays appeared in consecutive ALCS series in back-to-back seasons for just the second time in franchise history (1991-1993), but fell to the Cleveland Indians, 3-1, in the ALCS. Toronto drew 3,392,099 in attendance for an average of 41,878, which represented the most in the AL and third most in the Majors (LAD - 45,720; STL - 42,525), their highest total since 1994 (49,287). Aaron Sanchez led the American League in ERA at 3.00, becoming the 5th different Blue Jays pitcher to lead the AL in ERA, joining Roger Clemens (2x), Dave Stieb, Juan Guzman, and Jimmy Key. J.A. Happ was one of just three pitchers to finish the year with 20 wins (Rick Porcello - 22, Max Scherzer - 20) as he became the 6th different 20-game winner in club history (8th time), joining Roy Halladay (2x), Roger Clemens (2x), Jack Morris, Pat Hentgen, and David Wells. It marked the second time that a left-hander recorded 20 wins in a season (David Wells - 20 in 2000). Edwin Encarnacion became the third player in club history to record four seasons of 35+ HR and 100+ RBI, joining Delgado (5x) and Bautista (4x). The Jays also averaged over 1 million viewers per game on TV nationwide (Sportsnet).

In 2017, Roberto Osuna and Justin Smoak represented the Blue Jays at the All-Star Game. At 22.352 years old, Osuna became the youngest player to appear in an ASG in team history. Smoak went 1-for-1 with a walk to become the third Blue Jay to reach base more than once in a Midsummer Classic contest. The first baseman hit a career-high 38 homers in 2017, the most all-time by a Toronto switch-hitter. He also set an MLB record with 11 home runs in the 9th inning or later. Marcus Stroman became the 2nd pitcher in team history to win a Gold Glove Award (R.A. Dickey - 2013) and while leading the Majors in ground ball percentage (62.9). The team played in an AL-high 53 one-run games. Despite finishing 76-86, Toronto led the AL in attendance, selling 3,203,886 tickets.

In 2018, the season began with the retiring of a workhorse starter, as the late Roy Halladay had his number 32 lifted to the rafters on Opening Day. Lourdes Gurriel Jr. recorded multiple hits in 11 straight games from July 11-29. The multi-hit streak was the longest in team history and marked the seventh 11+ game multi-hit streak since 1900. The shortstop took AL Rookie of the Month for July with a .423 (30-for-71) average over the course of the month. Kendrys Morales also had a club-record streak as he homered in seven straight games from Aug. 19-26. The seven-game stretch was the longest ever by a switch-hitter and tied for 4th longest all-time, one back of the leaders. J.A. Happ was Toronto's lone representative at the All-Star Game and picked up the first save ever by a Blue Jay at the Midsummer Classic. Rowdy Tellez joined the club in September and became the first player in the live-ball era to have an extra-base hit in each of his first three MLB plate appearances. He then became the first player to record seven doubles in his first seven career games and tied an MLB record with 10 XBH in his first 40 PA. The team set a franchise record, using 63 different players to get through 2018.

Toronto wrapped up the decade with an average roster age of 26 years and 266 days in 2019, the second youngest in the Majors, as Charlie Montoyo took over as Manager. The average age of their position players was 25.298, the youngest among all 30 clubs. The Blue Jays had an MLB-high 840 games played by rookies during the campaign and led all teams in rookie hits (535), doubles (115), home runs (97), RBI (284), walks (224), and extra-base hits (218). The club set team records in rookie doubles, homers, RBI, walks, and extra-base hits, having only more hits and games played in their 1977 inaugural season. They also became the first team ever to have double-digit home runs from six different rookies, surpassing the 1958 San Francisco Giants. Cavan Biggio recorded the third cycle in franchise history as he accomplished the feat on Sept. 17 in Baltimore. Bo Bichette set an MLB record with a nine-game doubles streak from July 31-Aug. 8, and became the first player to ever record 15 extra-base hits in his first 15 career games. Vladimir Guerrero Jr. led AL rookies with 126 hits and became the first rookie in team history to win two Player of the Week Awards. The 20-year-old also became the youngest player to ever participate in the Home Run Derby and set an MLB record as he hit a total of 91 homers in the competition, surpassing Giancarlo Stanton's total of 61 in 2016.



2020s

The 2020 season was like no other. After the COVID-19 pandemic delayed Opening Day until July 24, the Blue Jays made Sahlen Field in Buffalo, NY, their "home" for the 60-game season - the first season without Major League Baseball in Canada since 1968. Toronto managed to go 17-9 at home and finished with a 32-28 record, good enough for a Wild Card spot in the newly expanded 16-team postseason format. The Jays lost both playoff games in Tampa Bay, 3-1 and 8-2, after making the postseason with the youngest average roster age of all 16 clubs. They were also the first team in 105 years to make the playoffs without a single player who had been in the Majors for at least 10 seasons. Toronto finished the 2020 campaign with a .533 win%, after a .414 win% (67-95) in 2019, for a year-on-year improvement of +.119, the 2nd largest in team history. The Blue Jays made their mark with a stretch of 28 games in 27 days in which they went 18-10, the most wins in the AL over that span. Teoscar Hernández slugged 16 home runs, tied for 5th most among AL batters while ranking 7th in SLG (.579) and 7th in OPS (.919). Lourdes Gurriel Jr. finished 6th in the AL with a .308 batting average. Cavan Biggio ranked T-2nd in walks (41), T-3rd in doubles (16), and T-4th in runs (41) in the AL. Hyun Jin Ryu ranked 4th in the AL with a 2.69 ERA while 3rd in MLB with a 3.0 bWAR. Toronto was also named the recipient of the 2020 Allan H. Selig Award for Philanthropic Excellence, recognizing the club's Blue Jays Community Commitment, a \$7.5 million COVID-19 response plan that supported those disproportionately affected by the pandemic across Canada.

As border closures continued into 2021, the Blue Jays started a season south of the border for a second consecutive year. They played their first three home stands in Dunedin, FL, becoming the first team ever to hold a home opener in three different cities in three consecutive seasons. The club went 10-11 at TD Ballpark, then 12-11 at Sahlen Field, and finished 47-33 overall at home. The team returned to Rogers Centre on July 30 after 670 days away, the longest such stretch in MLB history. The Blue Jays became the 1st team to play home games in three different states/provinces in the same campaign. Toronto hitters connected for an MLB and franchise-high 262 home runs. Bo Bichette, Vladimir Guerrero Jr., Teoscar Hernández, and Marcus Semien were all named All-Stars for the 1st time in their careers. Guerrero Jr. tied Salvador Perez for the MLB home run lead at 48, the most home runs in a season all-time by a player age 22 or younger, and became the youngest ever to win All-Star Game MVP. Bichette led the AL with 191 hits while his 29 homers were the most by a shortstop in team history. Semien ranked 1st in the Majors with 86 extra-base hits and his 45 home runs were the most in MLB history by a second baseman. Hernández finished 3rd in the Majors with 116 RBI and ranked 7th in the AL with a .296 average. All four All-Stars also reached the 100-RBI plateau, marking the 1st time in club history to have four players do so in the same season. Guerrero Jr. and Semien ended up finishing 2nd and 3rd in AL MVP voting and each claimed a Silver Slugger Award, along with Hernández. Robbie Ray became the 1st Blue Jay to lead the Majors in strikeouts (248) and was the 6th in team history to lead the AL in ERA (2.84) as he claimed the AL Cy Young Award. Toronto's 91 wins finished 4th in the division and were one shy of a Wild Card spot, as the 2021 AL East was the first division since realignment in 1994 to have four 90-win teams.



Sahlen Field: The Blue Jays called Sahlen Field in Buffalo, NY, their home for the 2020 campaign and a portion of 2021.

HISTORY OF THE LOGO

Courtesy: Chris Creamer, SportsLogos.net

PRIMARY LOGO (1977 – 1996)

Unveiled two months after the team was named, the Toronto Blue Jays original logo made its debut to the baseball world on October 8, 1976. The design is attributed to a team that includes draftsman Paco Belsué from Toronto's Savage Sloan Ltd. and Richard Walker from Labatts. It featured the stylized double-blue profile of a blue jay superimposed on a baseball accompanied by a red maple leaf symbolizing the team's status as the first and only Canadian team in the American League. The team name, surrounding the main elements, boasts its now-famous light blue split-lettering typography. The Blue Jays used this logo from their expansion season right through to the end of 1996, a span of twenty seasons. The logo was worn by six members of the National Baseball Hall of Fame and used by the team during five playoff appearances and two World Series titles.

PRIMARY LOGO (1997 – 2002)

Designed by Major League Baseball, the Toronto Blue Jays announced the first logo change in team history on November 19, 1996 along with a set of brand new uniforms. The stylized double-blue blue jay head remained on a baseball, but now appeared with a modernized style and the addition of the colour grey. The maple leaf, once small and off to the right, was enlarged considerably and placed behind both the ball and the blue jay with the team name below in modified split-lettering. The Blue Jays used this logo for six seasons, including the on-field debut of Hall of Fame pitcher Roy Halladay and for back-to-back American League Cy Young Award winning seasons for Roger Clemens.

PRIMARY LOGO (2003)

While it was only used as the primary logo for one season, the Blue Jays had previously used this logo as an alternate logo for the three seasons prior to its "call-up" in 2003. Originally unveiled for use on batting practice and Spring Training uniforms on February 1, 2000, the logo features a blue jay wrapped around a large red "T" while holding a yellow bat and tossing a ball into the air. It quickly found its way into the regular season rotation on both an alternate cap and jersey during the 2001 and 2002 seasons before it took center stage as the primary design. It was just one season but it was while wearing this logo that Roy Halladay took home the AL Cy Young Award in 2003.

PRIMARY LOGO (2004 – 2011)

Featuring an updated blue jay characterized by a more determined look, the team unveiled a radical new logo, colour scheme, and uniform set on September 2, 2003. Created by Toronto-based Brandid, the new design placed an emphasis on black and graphite while eliminating red from the set. The logo incorporated a lighter shade of blue than used previously onto a blue jay head facing the left with the team name behind in bevelled lettering. The name of the team was abbreviated for the logo with only the name "Jays" shown in the design. The Jays used this design for eight seasons before replacing it following the 2011 season during which it was worn by two members of the National Baseball Hall of Fame and by Jose Bautista as he slugged a club record 54 home runs in 2010.

PRIMARY LOGO (2012 – 2019)

In homage to their past, the Blue Jays brought back the classic look and feel of their original design when they unveiled a familiar new logo on November 18, 2011. Returning was the double-blue blue jay head placed on a red baseball, a maple leaf was as reintroduced, now larger than it was when it first appeared in 1977. Split-style lettering returned as well with a modernized, serif version of the original font. The entire logo encased within a double striped blue outline to mimic the split-styled font. The Blue Jays have used this logo as their primary logo for eight seasons including two playoff appearances and will forever be linked to postseason home runs from Jose Bautista in 2015 and Edwin Encarnacion in 2016.

PRIMARY LOGO (2020–)

Entering a new decade, the Blue Jays made some minor changes to their primary look. The baseball and team name were removed from the design to match the "logo for life" worn on each of the team's caps and jerseys. The shade of red used for the maple leaf was also darkened very slightly. The previous logo, words, ball, and all, wasn't eliminated completely, sticking around as the team's official secondary logo.



HISTORY OF THE UNIFORM



HOME UNIFORMS

Paired with a royal blue cap and a white front panel, the original home and road jerseys were both pullover style with blue/white/blue trim around the collar and both sleeves with the original team logo front and center. At home, the Blue Jays wore a white uniform with "BLUE JAYS" arched across the chest in blue split-lettering over the logo. On the road, they went with a baby blue uniform with "TORONTO" in solid blue over the logo. While the road uniform would change annually for the first three seasons, the home design remained relatively unchanged until after the 1988 season.

For the 1978 season, the Blue Jays made a slight adjustment to their road uniform, the "TORONTO" wordmark arched across the chest was given a white outline to make it stand out more on the baby blue jersey.

In 1979, the Blue Jays changed the road uniform once again, this time replacing blue "TORONTO" lettering with "BLUE JAYS" in white to mimic the style worn on the home jersey. This design also helped the team recycle uniforms down to the club's Minor League affiliates also named "Blue Jays".

As the team moved to SkyDome in 1989, the Blue Jays redesigned their uniforms, moving away from the pullover style to a more traditional button-down jersey. The logo on the jersey had to be moved to the left side to accommodate the buttons. On the road, the team dropped the baby blues in favour of a traditional road grey and "TORONTO" now appeared across the jersey. For the first time, an all-blue cap was added and was worn exclusively for road games. Midway through the 1993 season the white front-panel caps used since 1977 were retired, leaving the team with just the one all-blue cap. In 1994, the Blue Jays added their first-ever alternate uniform to the mix, the same design but now a blue jersey with the team name in white to be worn at home and on the road with the blue cap.

Along with a new logo, three all-new uniforms were unveiled for the Blue Jays in 1997. Three stripes: blue, light blue, and red were on each arm with the new logo as a patch on the sleeve. The team name remained across the chest in a modernized version of the split-style lettering and the player's number appeared on the front of the jersey. The home and road uniforms both paired with a new all-blue cap featuring the new logo. A blue alternate jersey with "TORONTO" across the chest in red lettering was also added with its own blue cap which included a red visor. A second alternate uniform was added in 1999, a sleeveless jersey with a blue undershirt and the return of the team's logo to the front of the jersey.

Tweaks were made to the team's uniforms in 2001 as piping was added down the front of all jerseys. The road grey jersey got the most noticeable change as it now had blue sleeves in addition to the new blue piping. The sleeveless alternate from 1999 was updated as well, with a new logo featuring a blue jay wrapped around a red "T" on the front of the jersey as well as on the caps.

Slight changes were made to the uniforms in 2003 as all instances of the previous logo on the sleeves and caps were replaced with the new "T" logo to accommodate its promotion up to the primary team mark.

A major redesign in 2004 saw almost the total elimination of blue – from the caps which were now graphite grey at home and black on the road, as well as from the team's name on the uniforms. The new jerseys were free of any decoration with just the new "JAYS" logo across the front of the home white and alternate black jerseys, and "TORONTO" on the road greys, both slanted diagonally up to the right. New player name and number styles were also introduced. The graphite caps were replaced by the black caps full-time in 2005.



The road uniform received a makeover for the 2008 season, as the "TORONTO" logo across the chest was now in an entirely new styled font and back to being arched again. Player numbers are added below the team name and the team's logo is worn as a patch on the sleeve. There was also a retro return in 2008 as the Blue Jays introduced the Flashback Friday series of home games. The powder blue pullovers worn originally on the road in the 1980s along with the original caps were brought back for Friday night home games for three seasons.

From 2009 to 2011, to again promote themselves as Canada's Team, a red maple leaf was returned to the Blue Jays home white, road grey, and alternate black uniform for the first time in five seasons. The maple leaf was added as a patch to the sleeve of the three jerseys.

What's old is new again, and in 2012, the Blue Jays brought back their familiar look with a few modern twists. The original logo, colours, and lettering style all returned with a fresher look alongside matching home white, road grey, and alternate blue uniforms. A white-panel cap, similar to those worn from 1977-1993, also returned as an alternate option beginning during the 2015 season.

In honour of Canada's 150th anniversary, an all-red-and-white version of the Blue Jays look was added as an alternate uniform in 2017. All logos and uniforms were removed entirely of blue and replaced with red, the striping on the pants was changed to red, and the cap was red with a red-and-white maple leaf on the crown.

A "new blue" was added for the 2020 season when the Blue Jays introduced their new alternate uniform with matching blue pants. A dark navy blue was used for all lettering and striping on this jersey which was paired with a brand new navy blue cap with a powder blue visor.



IN THE POSTSEASON

1985

AMERICAN LEAGUE CHAMPIONSHIP SERIES

TORONTO VS. KANSAS CITY (L, 3-4)

As the Blue Jays entered postseason play for the first time, they faced the Kansas City Royals in the first ever best-of-seven American League Championship Series. The Blue Jays, who finished nine games ahead of the Royals in the loss column, were the favourites and had the benefit of the extra home game.

GAME #1: Dave Stieb lived up to superstar billing, shutting out the Royals on three hits through eight innings with no base runner advancing past second base. The Blue Jays struck quickly with two runs in the second, three in the third, and one in the fourth. The Blue Jays offense was sparked by two-RBI performances from Ernie Whitt and Tony Fernandez.

GAME #2: A much more even affair with the Blue Jays coming away with a 6-5, 10-inning win. The Royals jumped out to a quick 3-0 lead after three innings primarily on the strength of a two-run homer by Willie Wilson in the 3rd inning. The Blue Jays took the lead on a George Bell sacrifice fly in the 8th. The Royals rallied, however, in the 9th on a pinch-hit home run by Pat Sheridan with the go-ahead run being delivered in the 10th on a Frank White single. Toronto won it in the bottom of the 10th on a two-out, two-run single by Al Oliver. On to Kansas City, the Blue Jays were up two games to none.

GAME #3: George Brett put on a baseball clinic, going 4-for-4 with two home runs, three RBI, and four runs scored en route to a 6-5 Royals win. Leading 5-2 after 4 innings, the Blue Jays squandered the lead for good in the 8th when Brett led off the inning with a single and eventually scored.

GAME #4: The Blue Jays moved to within one win of a World Series berth with a 3-1 come-from-behind victory. The Blue Jays won the game dramatically with three runs in the top of the 9th inning, with the big blow being a two-run pinch-hit double by Al Oliver.

GAME #5: Kansas City's Danny Jackson went the distance, scattering eight Toronto hits in a 2-0 win as the Royals scored a run in each of the first two innings. The Blue Jays still led the series, 3-2.

GAME #6: The Blue Jays and Royals returned to Exhibition Stadium. Entering the 5th inning tied at 2-2, George Brett once again delivered the decisive blow with a solo homer. With 3.2 shutout innings of relief from Buddy Black and Dan Quisenberry, the Royals pulled even in the series for the first time at three games apiece.

GAME #7: Dave Stieb, the ace of the Toronto staff vs. the eventual Cy Young Award winner, Bret Saberhagen. The Royals came out on top, 6-2, shellacking Dave Stieb for six runs in 5.2 innings with the difference maker being a wind-assisted, bases-clearing triple by Jim Sundberg to cap a four-run 6th inning.

The Kansas City Royals became only the 5th club in Major League history to trail a series three games to one and come back to win the series. The Blue Jays? They slumped immediately after scoring five runs in the 5th inning of Game 3, scoring only eight runs in the last 40 innings.



1989

AMERICAN LEAGUE CHAMPIONSHIP SERIES

TORONTO VS. OAKLAND (L, 1-4)

For the second time in five seasons the Blue Jays were American League East Division Champions. Toronto faced the Oakland Athletics, who had the best record in the Major Leagues in 1989.

GAME #1: The Blue Jays surrendered 2-0 and 3-1 leads as the Athletics scored three times in the 6th and twice in the 8th to win, 7-3. In the 6th inning, Mark McGwire cracked a leadoff homer to tie the game, and two runs scored when Carney Lansford's double play ball was botched. Dave Stewart allowed five hits over eight innings for the win.

GAME #2: The Athletics tallied twice in the 4th inning and three time in the 6th en route to a 6-3 win. Rickey Henderson was a one-man wrecking crew, going 2-for-2 with two runs scored and four stolen bases. Oakland right-hander Mike Moore allowed just three hits and an unearned run over seven innings of work.

GAME #3: The Blue Jays snapped a five-game postseason losing streak, dating back to 1985, with a convincing 7-3 win. The Blue Jays jumped on Athletics starter Storm Davis for four runs on four hits in the 4th inning and put the game away with another three runs in the 7th inning. Overcoming a 3-0 Athletics lead, Mookie Wilson and Tony Fernandez paced the Blue Jays with two hits each, the latter with two doubles.





GAME #4: The Athletics took a commanding 3-1 lead in the series with a 6-5 win over the Blue Jays. Rickey Henderson was again a major catalyst with two home runs and four RBI. The Blue Jays collected 13 hits, 11 of which were singles, and managed to overcome a 5-2 deficit with a run in the 6th and 7th innings, to go with two in the 8th.

GAME #5: The Blue Jays spotted the Athletics a 4-0 lead heading into the 7th inning before eventually losing the game, 4-3, and the best-of-seven series in five games. Trailing 4-1 after eight innings, the Blue Jays scored twice in the 9th inning on a leadoff home run by George Bell and a sacrifice fly by Kelly Gruber.

In essence it was Rickey Henderson defeating the Blue Jays, four games to one. Henderson batted .400, slugged 1.000, had a .609 on-base percentage, and had an LCS-record eight stolen bases. The Blue Jays hit .242 as a team (compared to Oakland's .272) with only eight of their hits going for extra bases. They were outscored, 8-3, in the first three innings and 12-7 in the middle three before outscoring the Athletics, 11-6, in the final three frames. Unfortunately, it is virtually impossible to consistently battle back from an early-inning deficit. Although anything can happen in a "short series," the best team of the regular season continued their charted course into the postseason, winning eight of nine contests.

1991

AMERICAN LEAGUE CHAMPIONSHIP SERIES

TORONTO VS. MINNESOTA (L, 1-4)

GAME #1: Toronto starter Tom Candiotti lasted just 2.2 innings and allowed five earned runs before being lifted in favour of David Wells. The Twins did not need to score another run. The Blue Jays rallied for one run in the 4th and three runs in the 6th on five consecutive hits off Twins starter Jack Morris. Those four runs were all the Blue Jays could muster as they lost, 5-4, at the Metrodome.

GAME #2: The Blue Jays took an early lead as they jumped on Twins starter Kevin Tapani, scoring three times in the first three innings. Rookie Toronto starter Juan Guzman lasted 5.2 innings, allowing four hits and just two earned runs before the ball was handed to the bullpen. Tom Henke and Duane Ward combined for 2.1 innings of shutout relief and six strikeouts. Devon White scored three of the five Toronto runs as the Blue Jays won their only 1991 ALCS game, 5-2, in Minneapolis.

GAME #3: Joe Carter's 1st-inning home run and a Candy Maldonado double put the Blue Jays ahead 2-0 until the 6th, when the Twins were able to put their second run across the plate and tie the game, 2-2. Toronto starter Jimmy Key scattered five hits over six innings and allowed two earned runs. The game went into extra-innings and ended in dramatic fashion as Mike Pagliarulo, pinch-hitting for Scott Leius, homered to right off of Blue Jays reliever Mike Timlin. Toronto was retired 1-2-3 in their half of the 10th as the Twins defeated Toronto, 3-2, at SkyDome.

GAME #4: Toronto starter Todd Stottlemyre allowed seven hits through 3.2 innings before exiting with the Jays trailing, 4-1. The Twins' Kirby Puckett hit his first home run of the series and Dan Gladden collected three RBI on three hits to pace Minnesota to a 9-3 win at SkyDome. It was Jack Morris' second win of the ALCS as he pitched eight innings and allowed just two runs.

GAME #5: Kirby Puckett displayed his power once again as he homered in the 1st inning off Tom Candiotti to put the Twins ahead, 1-0. Toronto put together three runs in the 3rd and a pair in the 4th to take a 5-2 lead. However, Minnesota was able to post three runs in their half of the 6th inning and tie the game at five. Duane Ward was handed the loss for Toronto as he allowed three runs in the 8th. Toronto was shutdown by five shutout innings of Twins relief. Devon White, Roberto Alomar and Manuel Lee each collected a pair of hits in the losing effort as Minnesota took the American League crown with an 8-5 win.

1992

AMERICAN LEAGUE CHAMPIONSHIP SERIES

TORONTO VS. OAKLAND (W, 4-2)

GAME #1: Home runs were the story of the game as Oakland used three of them to beat the Blue Jays, 4-3. The A's scored three runs in the 2nd inning off Toronto starter Jack Morris on back-to-back homers by Mark McGwire and Terry Steinbach. The 3-0 lead stood until Pat Borders homered off Dave Stewart in the Blue Jays' 5th, followed by a Dave Winfield homer in the 6th to make it a 3-2 contest. John Olerud tied the score, 3-3, in the bottom of the 8th with a two-out single off reliever Jeff Russell, scoring Winfield who had doubled in the previous at-bat. Harold Baines broke the tie with a solo shot to lead off the 9th and Dennis Eckersley shut down the Blue Jays in the home half of the final frame to seal the 4-3 Oakland victory.

GAME #2: The Blue Jays were able to rebound from a Game 1 loss as David Cone held the A's to just one run over 8.0 innings en route to a 3-1 win. Cone, the Major League's strikeout leader in 1992, fanned six as he collected his second career postseason victory. Mike Moore lasted seven innings in the losing effort for Oakland. Kelly Gruber doubled and hit a two-run homer in the 5th which proved to be the winning runs. Closer Tom Henke came on to close out the game in the 9th and earned his first ever postseason save.

GAME #3: For the first time since 1985 vs. Kansas City, the Blue Jays put together a pair of wins in the postseason as they got past the A's, 7-5. Toronto starter Juan Guzman notched his second career LCS win in as many starts (1991 vs. Twins), lasting six innings before being lifted in favour of Duane Ward. Tom Henke claimed his second save in as many games. Despite being outhit, 13-9, by the A's, four of Toronto's hits went for extra-bases, including solo homers from Alomar and Maldonado.

GAME #4: In what appeared at first to be a certain Oakland victory, the Toronto Blue Jays fought back to erase a five-run deficit late in the contest, sending the game into extra-innings. Oakland batted around and plated five runs in the 3rd inning as they jumped on Toronto starter Jack Morris. The A's added another run in the 6th to make it 6-1 score. Toronto began their comeback in the top of the 8th as they strung together five consecutive hits. By the end of the inning they trailed, 6-4. The A's were held off the board in the bottom of the 8th. In the top of the 9th, Devon White led off with a single that was misplayed, allowing him to get to third base. Roberto Alomar then homered off Dennis Eckersley to tie the game, 6-6. Toronto eventually won the game on a Pat Borders sacrifice fly and another Tom Henke save in the 11th for the 7-6 victory.

GAME #5: Oakland starter Dave Stewart held the Blue Jays in check for nine innings, scattering seven hits and allowing just two runs as Oakland sent the series back to SkyDome. The complete game win was Stewart's first win of the 1992 postseason. The 6-2 loss for the Blue Jays ended their three-game win streak. David Cone took the L for Toronto as he lasted just 4.0 innings before Jimmy Key made his first appearance of the 1992 playoffs. Ruben Sierra homered and drove in three runs for the A's. Devon White notched three hits on the day, including a double, in the losing effort.

GAME #6: Toronto scored a pair of runs in the 1st inning on a Joe Carter home run off A's starter Mike Moore. The Blue Jays then added four more runs in the 3rd, including a Candy Maldonado three-run homer to put Toronto ahead, 6-0. Blue Jays starter Juan Guzman went seven innings, allowing just five hits and striking out eight before the ball was handed to Duane Ward in the 8th with the score Toronto 7, Oakland 1. The A's managed a run in the top of the 8th but the home town Blue Jays secured the win as Tom Henke tossed a perfect 9th, sending Toronto to its first ever World Series with a 9-2 win.

WORLD SERIES

TORONTO VS. ATLANTA (W, 4-2)

GAME #1: In the first game of the 89th World Series, the Blue Jays suffered a 3-1 loss to the Atlanta Braves. Home runs were the story of the game as Toronto took an early 1-0 lead in the 4th inning on a Joe Carter solo homer off starter Tom Glavine. However, that was the only run Toronto scored. Jack Morris continued his shutout innings streak vs. the Braves, extending it to 18.0 innings until a three-run homer by catcher Damon Berryhill in the 6th inning ended the streak. Glavine went the distance for the Braves to become the first pitcher to toss a complete game in a World Series opener since Jack Morris accomplished the feat in 1984 vs. San Diego.

GAME #2: Reserve catcher Ed Sprague proved to be the hero for the Blue Jays on this night at Fulton County Stadium. David Cone lasted just 4.1 innings, allowing four runs before exiting in favour of David Wells. Cone, however, contributed at the plate before being lifted with a pair of hits and an RBI. His two hits marked the first two-hit game by an AL pitcher in the World Series since Mickey Lolich went 2-for-4 on October 3, 1968. Heading into the 8th inning, the Blue Jays trailed, 4-2. Following a run in the top of the 8th, Toronto entered the final inning trailing by one. After a Pat Borders fly out, rookie Derek Bell (pinch-hitting for Manuel Lee) walked. Ed Sprague, pinch-hitting for pitcher Duane Ward, then knocked a first-pitch offering from Jeff Reardon over the left-field fence to put the Blue Jays ahead, 5-4. Tom Henke was able to retire the Braves in the bottom of the 9th for the save.

GAME #3: The game marked the first time the World Series had been played outside of the United States as the series moved to SkyDome. In another pitching duel, Steve Avery and Juan Guzman both went 8.0 innings. Atlanta was kept off the board in the 4th with a splendid defensive effort. Devon White ran down a deep drive off the bat of David Justice that sent him into the wall to make the catch. White returned the ball to the infield where Terry Pendleton was doubled-up off first. The Blue Jays drew first blood in the bottom of the 4th inning as Joe Carter connected for his second homer of the series, a solo shot putting Toronto ahead 1-0. In the 6th inning, the Braves rallied to tie things at 1-1. Each team traded runs in the 8th, keeping the game knotted at 2-2. The Braves attempted a rally as Duane Ward came on to pitch the 9th. But after a key double play and a strikeout, the inning was over. In the home half of the 9th, Roberto Alomar led off with a single. After stealing second and a Dave Winfield sacrifice, Alomar stood at third with one out. Jeff Reardon came in to try to halt the Blue Jays' advance, but Candy Maldonado, with the bases loaded, hit a two-strike pitch to right-center field for a base hit, allowing Alomar to score the winning run.

GAME #4: In what was the third consecutive one-run game of the 1992 World Series, the Blue Jays posted a 2-1 win behind a strong pitching effort from starter Jimmy Key. Key went 7.2 innings, allowing just five hits and one earned run while striking out six Braves batters. Toronto earned its first run in the 3rd inning as catcher Pat Borders continued his postseason hit streak with a solo homer to left. The Jays doubled their lead in the 7th as Devon White drove in Kelly Gruber from second base. Atlanta managed to score a run in their half of the 8th as Ron Gant led off with a double and eventually scored on a Mark Lemke groundout. Tom Henke came in to pitch the 9th for Toronto and tacked up a 1-2-3 inning for his second save of the series.

GAME #5: The game began in similar fashion as the previous four. Entering the 5th inning, the contest was tied, 2-2. The Braves had collected a run in the 1st and 4th innings while the Blue Jays captured runs in the 2nd and the 4th. The 5th frame went the way of the Braves as they crossed the plate five times to seal the victory and send the series back south for at least one more game. The Braves' half of the 5th inning began with two consecutive routine outs. An Otis Nixon single got the ball rolling and the Braves eventually loaded the bases on Toronto starter Jack Morris. Lonnie Smith stepped up to the plate and sent Morris' 1-2 offering over the right field wall for a grand slam, making the score 7-2. The score remained the same over the final four innings, making a winner out of John Smoltz.



GAME #6: The Toronto Blue Jays made history as they captured their first ever World Series to bring the Commissioner's Trophy outside of the United States for the first time. The 11-inning contest began with the Blue Jays scoring in the opening inning. Devon White led off the game with a single off starter Steve Avery. After a stolen base and a ground out by Alomar, White stood on third. Carter then drove him in with a sacrifice fly. Atlanta answered the call in its half of the 3rd as Deon Sanders scored his fourth run of the series. Toronto returned the favour immediately as it regained the lead with a run in the top of the 4th on a Candy Maldonado homer. The score remained that way until the bottom of the 9th when Atlanta shortstop Jeff Blauser tied the game, sending it into extra innings. The 10th inning proved to be uneventful. In the eleventh, the Blue Jays led off with Jimmy Key popping up for out number one. Devon White was hit by a Charlie Leibrandt offering. Alomar then singled to center, allowing White to move up to second. With two out, Dave Winfield stepped up to the plate and doubled down the left-field line, allowing White and Alomar to score for the 4-2 advantage. In the bottom of the 11th, Atlanta was able to score once with Key on the mound. Mike Timlin then came in to pitch for the Blue Jays with pinch-runner Smoltz on third and two out. Otis Nixon attempted a drag-bunt up the first-base line, which was fielded by Timlin who threw to Carter at first in time for the final out.

1993

AMERICAN LEAGUE CHAMPIONSHIP SERIES

TORONTO VS. CHICAGO (W, 4-2)

GAME #1: The Blue Jays took a 2-0 lead in the 4th inning when third baseman Ed Sprague tripped to right field with John Olerud and Paul Molitor on base. Chicago then used its half of the inning to produce three runs on two hits as they sent nine men to the plate. Toronto starter Juan Guzman managed to hold the White Sox in check for six innings but walked eight batters and stranded 11 runners before exiting with a 5-3 lead. Jack McDowell lasted 6.2 innings, allowing 13 hits and all seven Toronto runs before the White Sox relief corps came on to hold Toronto for the remainder of the game. Danny Cox worked a scoreless 7th and 8th while allowing a lone single to Ozzie Guillen. Duane Ward came out for the 9th and walked the first two batters before striking out the side to end the Chicago threat.

GAME #2: Both clubs scored once in the opening inning, but it was the Blue Jays who prevailed as their two-run 4th provided the edge. The 3-1 win saw Toronto take a two games to none lead in the best-of-seven series. The 4th inning started with a pair of outs by Joe Carter and John Olerud. Paul Molitor then doubled off starter and loser Alex Fernandez. Next, Tony Fernandez singled to score Molitor and moved to second on the throw home. After an intentional walk to Ed Sprague, Pat Borders singled to second base but Joey Cora threw the ball away, allowing the third Toronto run to score. Dave Stewart worked six strong innings, surrendering just four hits (all singles) and one run for his seventh career ALCS win against no losses. Al Leiter was credited with a hold as he pitched the 7th and 8th innings before closer Duane Ward came in to save the game in the 9th.

GAME #3: Nineteen-game winner Pat Hentgen started for Toronto but could not collect a win on this day as Toronto suffered its worst defeat of the series, losing 6-1. The Blue Jays were able to hold off the White Sox attack until the third inning when they sent 10 players to the plate and combined for five runs on five singles. Hentgen lasted just three innings plus two batters before he was removed in favour of Danny Cox. Toronto scored their lone run in the bottom of the 3rd as Rickey Henderson scored from third on a Devon White single. Wilson Alvarez, the Chicago starter, pitched a complete game for his first career ALCS victory as he allowed seven hits while issuing two walks and striking out six. Tim Lincecum provided most of the offensive support for Chicago, going 4-for-5 with a run scored.

GAME #4: A two-run home run by center fielder Lance Johnson in the 2nd inning gave the White Sox a 2-0 lead over the Blue Jays. The light-hitting Johnson had not hit a home run since the 1992 regular season. Todd Stottlemyre, making his first start of the 1993 ALCS, lasted six innings for the home team but failed to hold onto a 3-2 lead that was handed to him in the 3rd when Toronto batted around on rookie starter Jason Bere. The right hander lasted just 2.1 innings before being pulled in favour of Tim Belcher. Stottlemyre allowed three more Chicago runs in the 6th, including a Frank Thomas solo homer and a Lance Johnson triple before departing. Roberto Alomar doubled home Henderson in the bottom of the 6th to cut the Chicago lead to 5-4, but the visiting White Sox added a single run off Al Leiter in the 7th and another off Mike Timlin in the 9th to seal the win by a 7-4 margin.

GAME #5: As was the case with each of the previous four games, the team that scored first emerged victorious. This time, Toronto scored the opening run when Rickey Henderson crossed the plate in the 1st inning after leading off the game with a double and a stolen base. Starting pitcher Jack McDowell allowed a Toronto run in the 2nd and 3rd before being lifted through just 2.1 innings. Meanwhile, Blue Jays starter Juan Guzman cruised through the first 4.1 innings without allowing a hit or a walk until Ellis Burks went deep to left field for what was the only blemish on Guzman's slate that afternoon. He lasted seven innings, permitting just two hits while walking one and striking out six. Roberto Alomar reached base in all five plate appearances (three hits, two walks) to lead the Toronto attack. Tony Castillo worked a scoreless 8th, allowing a single and a base on balls. Duane Ward had some difficulty in the 9th. He struck out Joey Cora and Frank Thomas following a single to lead off the inning by Tim Lincecum. The righty then issued a two-run homer to Robin Ventura that brought Chicago within two. With the tying run at the plate, Ward struck out Bo Jackson to end the game and preserve the 5-3 Toronto win.

GAME #6: With his 7-0 record in ALCS play on the line, Blue Jays starter Dave Stewart provided the win which put Toronto into their second consecutive World Series as the Jays won, 6-3, over the White Sox. Toronto scored first with a pair of runs in the 2nd inning as a two-out single by catcher Pat Borders off Alex Fernandez cashed in John Olerud and Paul Molitor. The White Sox tied the game in the following frame when a bases-loaded walk by Frank Thomas and a fielder's choice by Robin Ventura scored two runs. Stewart managed to restrict the White Sox to just four hits and two earned runs before handing Duane Ward a 3-2 lead after 7.1 innings. Ward struck out the final two batters to end the eighth. The Blue Jays added to their lead as Devon White homered off reliever Scott Radinsky to make it a 4-2 contest. Toronto added two more runs before the inning was over as Paul Molitor tripped to center. Ward allowed his second home run of the series as Warren Newson hit a solo shot in the bottom of the 9th, but that was all the scoring that the Pale Hose could muster as the Blue Jays were crowned American League Champions for the second straight season.



WORLD SERIES

TORONTO VS. PHILADELPHIA (W, 4-2)

GAME #1: For the first time in baseball annals, the World Series began on Canadian soil. The Blue Jays fell behind 2-0 in the 1st inning as Phillies catcher Darren Daulton singled home a pair of runs off starting pitcher Juan Guzman. After holding Philadelphia in check in the top of the 2nd, Toronto rallied with two runs of its own on four singles off Curt Schilling. Both teams traded solo runs in the 3rd and 5th to keep the score knotted at 4-4. With one out in the bottom of the 6th, John Olerud took a first-pitch offering from Schilling over the right-field fence for a solo home run, putting Toronto ahead by one. Toronto scored what proved to be the winning run in the bottom of the 7th as four consecutive hits by Borders, Henderson, White and Alomar produced an 8-4 lead heading into the 8th. Al Leiter, who went on to be the winning pitcher, relieved Guzman to start the 6th and held the Phillies scoreless over 2.2 innings before turning the ball over to closer Duane Ward. Ward surrendered a run in the final inning as a Jim Eisenreich single scored John Kruk, who had led off the frame with a single and moved to second on an error. Ricky Jordan flied out to Joe Carter for the last out to put Toronto ahead, one game to none, with the 8-5 win.

GAME #2: The big inning turned out to the Philly advantage on this night as a Jim Eisenreich three-run homer in the top of the 3rd capped a five-run frame that saw eight Philadelphia batters step up to the plate. Toronto starter and eventual loser, Dave Stewart, lasted six innings with all five earned runs coming in that third frame. Toronto answered the Philly onslaught with a pair of runs in the bottom of the 4th as Joe Carter connected for his first of two World Series home runs. Philadelphia starter Terry Mulholland allowed just three runs over 5.2 innings before handing the ball to the bullpen. Lenny Dykstra led off the 7th inning with a solo homer off reliever Tony Castillo to stretch the Philly lead to three as the visitors were now ahead, 6-3. Toronto scored a lone run in the 8th as Paul Molitor led off with a double and eventually scored on a John Olerud sac fly. Philly relievers Roger Mason (1.2 innings) and Mitch Williams (1.2 innings) closed out the game to preserve the 6-4 win and even the series.

GAME #3: The venue moved from SkyDome to Veteran's Stadium in Philadelphia for the next three contests. This game featured solid pitching by the Blue Jays combined with a potent offense. The visiting Blue Jays jumped on Philly starter Danny Jackson in the top of the 1st as Paul Molitor drove home a pair of runs with a triple. He later scored on a Carter sacrifice fly to right field. Molitor added a solo homer in the 3rd to make it 4-0. Starting pitcher Pat Hentgen pitched six innings and allowed just one run, that coming in the 6th as a two-out single by Eisenreich scored John Kruk who had reached base via a walk. The Blue Jays added another run in the top of the 6th as Roberto Alomar scored on a sac fly, after reaching base on a single and stealing second and third. Toronto continued to add to their lead as they scored three more runs in the 7th off reliever Ben Rivera. Alomar finished the night with four hits while Molitor had three of his own to go along with three runs and three RBI. Duane Ward surrendered a solo homer to Milt Thompson in the 9th to make the final score Toronto 10, Philadelphia 3.

GAME #4: In a slugfest, the Blue Jays put together one of the wildest comebacks in World Series history to beat the Phillies, 15-14, and take a 3-1 series lead. Toronto opened the scoring with three runs in the 1st off Philly starter Tommy Greene. But the home team then took advantage of four 1st-inning walks by starter Todd Stottlemyre as they scored four times to move ahead, 4-3. Philadelphia added two more runs to their tally as Lenny Dykstra connected for his second homer of the series, a two-run shot in the next inning. The Blue Jays batted around in the 3rd and collected four runs to send Greene to the bench in favour of Roger Mason. Philadelphia then posted a five-run 5th that included home runs from Dykstra and Daulton to extend its lead to 12-7. Toronto countered with two runs in the top of the 6th as White and Alomar scored on a single and a ground out. The Phillies then added a run in the 6th and another in the 7th to make the score 14-9. However, the Phillies relief corps could not hold Toronto from making a comeback. In the top of the 8th, the Blue Jays sent 10 players to the plate. Devon White's triple with two out scored Pat Borders and Rickey Henderson to put Toronto ahead, 15-14. Mike Timlin started the 8th and struck out the first two batters he faced before Duane Ward came on to strikeout Dykstra to end the inning. In the 9th, Ward hurled a 1-2-3 inning for his second save of the series in a game that took four hours and 14 minutes to play and was the highest scoring game in World Series history. Tony Fernandez had five RBI in the game while White had four.

GAME #5: Curt Schilling shutout Toronto, 2-0, in what was the second ever shutout of the Jays in the postseason. Pitted against Blue Jays ace Juan Guzman, he allowed just five hits (all singles) and struck out six Toronto batters for his first World Series win. The Phillies scored the only run they needed in the 1st inning when Dykstra, who had walked to lead off the game, scored on a John Kruk groundout. They added a second run in the very next inning as a pair of doubles cashed in Darren Daulton. In the eighth, the Blue Jays threatened with a pair of runners on base but a strikeout by Devon White, followed by a Roberto Alomar ground out, ended their attempt. Guzman was equal to the challenge as he went seven innings, allowing both Philly runs while fanning six. The win sent the series back to Toronto with the Blue Jays holding a 3-2 edge.

GAME #6: Toronto started their quest for a second straight World Series Championship early as they notched three runs off Philly starter Terry Mulholland in the bottom of the 1st inning. A run in the 4th and a solo home run by Molitor in the 5th put Toronto up 5-1. Dave Stewart, the Toronto starter, held the Phillies to just one run over his first six innings. In the seventh, he surrendered a three-run homer to Lenny Dykstra, which was his fourth home run of the series. That led to Stewart being pulled from the game. Reliever Danny Cox came in with none out and surrendered two more runs before the Phillies were halted by Al Leiter. The damage had been done and Philadelphia was now leading, 6-5. After leaving the bases loaded in the 8th, Toronto made World Series history by erasing a one-run lead in the bottom of the ninth. Mitch Williams came in to start the inning and walked Rickey Henderson who led off. After a Devon White fly out, Molitor singled to centre to put runners at first and second. Right fielder Joe Carter then stepped up to the plate. On a 2-2 offering from Williams, Carter homered over the left-field wall for a three-run home run and propelled Toronto to its second consecutive World Series Championship with an 8-6 win.



BIOGRAPHIES

LAST SEASON

HISTORY

RECORDS

OPPONENTS

PLAYER DEV.

MEDIA & MISC.



DIVISION SERIES

TORONTO VS. TEXAS (W, 3-2)

GAME #1: In Toronto's first post-season game since 1993, the team found itself down early as Texas got on the board first, scoring two runs in the 3rd inning. The Rangers then opened up a 4-1 lead after a two-run home run by Robinson Chirinos in the top of the 5th. Jose Bautista cut the lead to 4-3, hitting a solo home run in the 6th inning. That was as close as the Blue Jays came though, as Rowned Odor added his own solo shot in the 7th inning to seal a 5-3 victory for Yovani Gallardo and the Rangers.

GAME #2: Both teams got on the board early as starters Cole Hamels and Marcus Stroman each allowed three runs over the first two innings. Toronto held a 4-3 lead entering the 8th inning until pinch-hitter Mike Napoli singled off of reliever Brett Cecil to score Delino DeShields to even the score at 4-4. The game remained tied until the 14th inning when the Blue Jays bullpen allowed two runs on four consecutive hits with two out in the inning. Toronto failed to respond in their half of the frame, giving the Rangers a commanding 2-0 series lead with the series heading to Texas.

GAME #3: With their team facing elimination, Troy Tulowitzki and Marco Estrada each put together remarkable performances to force a fourth game, after a Blue Jays 5-1 win over Texas. Tulowitzki collected four RBI in the contest, including a three-run home run in the 6th inning to put Toronto ahead, 5-0. Starter Marco Estrada allowed just one run on five hits over 6.1 innings pitched to record the win, the team's first in the postseason since Game 6 of the 1993 World Series.

GAME #4: Toronto took charge early, building a 7-0 lead behind starter R. A. Dickey, hitting three home runs off of Texas' Derek Holland before chasing him from the game in the 3rd inning. With two on in the 5th, Dickey exited the game with a 7-1 lead and David Price entered the game in relief. Despite allowing three runs over his 3.0 innings pitched, Price secured the win for Toronto, with Kevin Pillar adding three RBI in the 8-4 victory to send the series back to Rogers Centre.

GAME #5: Facing their third straight elimination game, the Blue Jays found themselves down early after starter Marcus Stroman allowed two runs over the first three innings. Toronto cut into the lead with one run on a Jose Bautista RBI double in the 2nd frame. The score remained 2-1 until the 6th when Edwin Encarnacion connected for a solo blast to tie the game at two. The Rangers retook the lead in the next frame after the ball struck the bat of Shin Soo Choo during Russell Martin's throw back to pitcher Aaron Sanchez. The ball deflected off the third baseline, allowing Rowned Odor to score from third. Although initially sent back to third, after much deliberation between umpires and both managers, John Gibbons and Jeff Bannister, the run stood, allowing the Rangers to take a 3-2 lead with the Blue Jays playing the game under protest. In the bottom of the 7th, Toronto's first three batters reached base following three consecutive errors by Rangers infielders. Josh Donaldson tied the game, hitting a sac fly to score Kevin Pillar. With two on and one out, Jose Bautista hit a three-run home run to put Toronto ahead, 6-3. Relievers Aaron Sanchez and Roberto Osuna held the Rangers scoreless over the next two innings to secure the team's third consecutive win and claim the series, 3-2.

AMERICAN LEAGUE CHAMPIONSHIP SERIES

TORONTO VS. KANSAS CITY (L, 2-4)

GAME #1: The Blue Jays opened the second round of the playoffs by being shutout by the Royals in Kansas City. Toronto starter Marco Estrada allowed three runs over his 5.1 innings, including a solo home run by Salvador Perez in the 4th. The Toronto offense was stymied by KC starter Edinson Volquez and the Royals bullpen, being held to just three hits in the game. Kansas City added two more runs late in the game to secure a 5-0 victory and a 1-0 series lead.

GAME #2: Looking to tie the series at one game apiece, Toronto turned to David Price in Game 2. The Blue Jays starter cruised through the first six innings, retiring 18 consecutive batters at one point to set a new club playoff record. With the Blue Jays leading 3-0 in the 7th, the Royals bats came alive, scoring five runs off of Price. Kansas City tacked on another run in the 8th inning to take a commanding 6-3 lead. The Blue Jays left nine men on base and were shutout over the final 3.2 innings by the Royals bullpen.

GAME #3: Trailing 1-0 after the 1st inning, Toronto rallied and tagged Kansas City starter Johnny Cueto for eight runs, chasing him from the game in the 3rd. The Blue Jays took a 9-2 lead after a six-run 3rd inning, highlighted by a Troy Tulowitzki three-run home run and a two-run shot by Josh Donaldson. Toronto went on to add two more runs, including a solo home run by Ryan Goins, joining Donaldson and Tulowitzki as the only trio of Blue Jays teammates to each record three RBI in a single playoff game in club history. The Royals struck for four runs in the 9th inning, but Toronto held on for an 11-8 victory.

GAME #4: Toronto starter R.A. Dickey lasted only 1.2 innings, the shortest start by any Blue Jays starter in franchise post-season history, after allowing five runs, including four in the opening frame. The Jays plated two in the 4th off of KC starter Chris Young, the only runs they scored in the contest. Kansas City added nine runs over the final three innings to trounce the Blue Jays, 14-2, in a game that saw Toronto infielder Cliff Pennington enter the game as a reliever to record the final out of the eighth inning, becoming the first position player to pitch in the MLB postseason.

GAME #5: Manager John Gibbons turned to Marco Estrada in hopes of keeping the season alive. Estrada did not disappoint, allowing just one run on three hits over 7.2 innings. Toronto held a one-run lead entering the 6th frame before breaking out for four runs in the inning, with three of those runs driven in by a Troy Tulowitzki double. Toronto added two more runs in the game while the bullpen held the Royals to just one hit over the final 1.1 innings of the game to secure the victory and send the series back to Kansas City.

GAME #6: In their fifth elimination game of the postseason, Toronto found itself down 2-0 after two innings as starter David Price surrendered two solo home runs. A solo shot by Jose Bautista in 4th cut the Jays' deficit in half. The Royals added another in the 7th inning before Bautista answered back with a two-run home run to tie the game, 3-3, in the 7th inning, becoming the first Blue Jay in franchise history to record a multi-home run game in the postseason. Kansas City retook the lead in the top of the 8th as Eric Hosmer singled off of Roberto Osuna to drive home Lorenzo Cain for the 4-3 advantage. In the top of the 9th, Toronto had runners on second and third with none out but failed to drive home either runner as Wade Davis struck out two before inducing a groundout by Josh Donaldson to end the series.



TORONTO VS. BALTIMORE (W, 1-0)

After clinching a playoff berth on the final day of the regular season, Toronto found itself hosting the club's first ever Wild Card game vs. the Orioles. The Blue Jays opened the scoring in the 2nd inning, courtesy of a Jose Bautista solo shot off of Baltimore starter Chris Tillman. The Orioles then took the lead in the following frame on a two-run home run by Mark Trumbo off of Toronto starter Marcus Stroman. In the bottom of the 5th, Ezequiel Carrera singled to drive home Michael Saunders, who doubled to open the frame. The game remained tied at two, forcing extra innings. In the bottom of the 11th inning, with two runners on and one out, Edwin Encarnacion hit a three-run walk-off home run off of Ubaldo Jimenez to send the Blue Jays to the ALDS.

DIVISION SERIES

TORONTO VS. TEXAS (W, 3-0)

GAME #1: A rematch of the 2015 ALDS saw Toronto square-off at Texas. The game remained scoreless until the 3rd inning when the Blue Jays scored five runs with two outs, highlighted by a three-run triple by Troy Tulowitzki. Toronto added two more runs in the 4th and another three in the 9th, courtesy of a Jose Bautista three-run home run. Blue Jays starter Marco Estrada tossed eight scoreless innings before allowing a run in the 9th (8.1 IP, 4H, 6K), leading the Jays to a 10-1 victory and a 1-0 series lead.

GAME #2: Looking to go up 2-0 in the ALDS, the Blue Jays struck first, opening the scoring in the 2nd inning on a two-run home run by Troy Tulowitzki. The Rangers got a run back in the 4th to cut Toronto's lead to one. The Blue Jays answered with three solo shots by Kevin Pillar, Ezequiel Carrera, and Edwin Encarnacion, off of Rangers starter Yu Darvish in the 5th inning to take a four-run lead. It marked the first time in club history to hit three home runs in a single inning in postseason play. Those five runs were all Toronto needed, winning the game, 5-3, to push Texas to the brink of elimination.

GAME #3: For the first time in the series the Blue Jays found themselves trailing in a game, after the Rangers opened the scoring by plating a run in the 1st inning. By the end of the inning the Jays found themselves, once again, in the lead, this time by a 3-1 score after a two-run home run by Edwin Encarnacion and a Russell Martin solo shot. The two teams each struck again in the 3rd frame, with Texas adding another run, courtesy of an Elvis Andrus home run, and the Blue Jays responding with another two of their own. The Rangers then took a 6-5 lead in the top of the 6th inning, having scored all six runs off of Toronto starter Aaron Sanchez. The Blue Jays once again tied the contest up in their half of the inning, with Troy Tulowitzki scoring on a passed ball. Both teams failed to plate another run, forcing the game into extra innings. In the bottom of the 10th, Josh Donaldson led off with a double, followed by an Edwin Encarnacion intentional walk. Two batters later, Russell Martin grounded into a fielder's choice with Donaldson moving up to third base on the play. On the throwing error by Texas second baseman Rougned Odor, Donaldson scored to win the game in a walk-off to sweep the series, 3-0.

AMERICAN LEAGUE CHAMPIONSHIP SERIES

TORONTO VS. CLEVELAND (L, 1-4)

GAME #1: For the second consecutive season Toronto found itself in the ALCS, facing the Indians in a playoff series for the first time in club history. The game remained scoreless until the 6th inning when Francisco Lindor hit a two-run home run off of Marco Estrada. Those two runs were the only ones scored in the game, with Toronto falling, 2-0, in the opening game. Estrada recorded his first career complete game in the loss, joining Jack Morris as the only Blue Jays pitchers in team history to throw a complete game in the postseason.

GAME #2: The Blue Jays once again found themselves trailing Cleveland after the Indians scored a run in the 2nd inning. Toronto tied the game in the following frame before seeing the lead relinquished in the bottom of the 3rd. The Blue Jays could muster only three hits in the contest, falling 2-1 in the game and into an 0-2 hole in the ALCS for a second straight year.

GAME #3: For the third consecutive game, the Indians opened the scoring, taking a 1-0 lead after the 1st inning. The Blue Jays responded in the 2nd, scoring a run of their own against the Cleveland bullpen, as starter Trevor Bauer was removed from the game after throwing only 21 pitches, which was due to a significant finger injury. After both teams exchanged runs, the Indians took the lead for good, scoring two more runs in the 6th off of Toronto starter Marcus Stroman. It marked the first time in franchise history that the Blue Jays found themselves down 0-3 in a post-season series.

GAME #4: Facing elimination for the second time in the playoffs, Toronto turned to Aaron Sanchez to keep their playoff hopes alive. For the first time in the series, the Blue Jays scored first and had their first lead of the ALCS. Cleveland cut their lead to 2-1 after the 5th inning. That would be as close as they would get with Sanchez allowing only two hits over his 6.0 innings of work. The Jays added two runs in the 7th on an Edwin Encarnacion bases-loaded single. They then tacked on one more in the 8th via a sacrifice fly from Kevin Pillar to take the game, 5-1.

GAME #5: For the fourth time over the five games, Cleveland jumped out to an early lead after scoring an unearned run in the 1st inning. Rookie Ryan Merritt shut the Toronto offense down for 4.1 innings, allowing only two hits. The Indians scored two more runs, both solo home runs off of Marco Estrada. The Blue Jays failed to muster any sort of offense, falling 3-0 in the game and 4-1 in the series.



2020

WILD CARD

TORONTO VS. TAMPA BAY (L, 0-2)

GAME #1: Holding a 32-28 record after a shortened 60-game season, the Blue Jays returned to the postseason as the 8th seed in the American League. In the new 16-team playoff format, Toronto travelled to Tampa Bay for the entirety of the best-of-three Wild Card Series. The Jays outthit the Rays, 5-4, in Game 1 but were handed a 3-1 loss. Rowdy Tellez had a pinch-hit single and scored the team's lone run on a Bo Bichette sacrifice fly in the 8th inning.

GAME #2: The Rays used a six-run 2nd inning to power their way to an 8-2 victory and the series sweep. Mike Zunino hit a two-run homer and Hunter Renfroe belted a grand slam to cap Tampa Bay's 2nd-inning surge. Both of Toronto's runs came off of the bat of Danny Jansen, as he joined Jose Bautista as the only players in franchise history to record a multi-homer game in the playoffs.



Nixon, Otis (of) ('96-'97)..... 2
 Nolin, Sean (hp) ('13-'14)..... 35
 Nordbrook, Tim (if) ('77-'78)..... 16
 Nordhagen, Wayne (of-dh) ('82)..... 3, 30
 Norris, Daniel (hp) ('14-'15)..... 32
 Nunez, Jose (rhp) ('87-'89)..... 45

O (14)
 O'Brien, Charlie (c) ('96-'97)..... 22
 Oe, Seungwhan (rhp) ('18)..... 22
 Ohka, Tomo (rhp) ('07)..... 18
 Olerud, John (1b-dh) ('89-'96)..... 9
 Oliver, Al (dh) ('85)..... 0
 Oliver, Darren (hp) ('12-'13)..... 38
 Olmedo, Ray (if) ('07)..... 1
 Ohlman, Mike (c) ('17)..... 43
 Orta, Jorge (of-dh) ('83)..... 33
 Ortiz, Ramon (hp) ('13)..... 34
 Osuna, Roberto (rhp) ('15-'18)..... 54
 Otañez, Willis (if) ('99)..... 21
 Overbay, Lyle (of) ('06-'10)..... 17, 35
 Overton, Connor (rhp) ('21)..... 44

P (40)
 Painter, Lance (hp) ('00-'01)..... 28, 40
 Palacios, Josh (of) ('21)..... 77
 Panik, Joe (if) ('20-'21)..... 2
 Pamorne, Thomas (hp) ('18-'20)..... 45
 Parades, Jimmy (if) ('16)..... 37
 Parker, Dave (dh) ('91)..... 39
 Parnell, Jay (of) ('17)..... 10
 Parris, Steve (rhp) ('01-'02)..... 39
 Parrish, John (hp) ('08)..... 31
 Parrish, Lance (c) ('95)..... 13
 Patterson, Corey (of) ('11)..... 46
 Pauley, David (rhp) ('12)..... 19
 Paulino, David (rhp) ('18)..... 22
 Payamns, Joel (rhp) ('21)..... 54
 Pearce, Steve (if/of) ('17-'18)..... 28
 Pearson, Nate (rhp) ('20-'21)..... 24
 Pennington, Cliff (if) ('15)..... 9
 Perez, Hector (rhp) ('20)..... 44
 Perez, Juan (hp) ('13)..... 57
 Perez, Luis (hp) ('11-'13)..... 47
 Perez, Robert (of) ('94-'97)..... 17
 Perez, Tomas (if) ('95-'98)..... 1, 13
 Person, Robert (rhp) ('97-'99)..... 31
 Person, Adam (rhp) ('04)..... 59
 Petrali, Geno (c) ('82-'84)..... 14
 Petricka, Jake (rhp) ('18)..... 39
 Phelps, David (hp) ('19, '21-)..... 35
 Phillips, Josh (c) ('00-'04)..... 17
 Phillips, Jason (c) ('06-'07)..... 47
 Phillips, Kyle (c) ('09)..... 31
 Phillips, Tony (of) ('98)..... 11, 22
 Pillar, Kevin (of) ('13-'19)..... 11, 22
 Plesac, Dan (hp) ('97-'99; '01-'02) 19
 Politte, Cliff (rhp) ('02-'03)..... 19
 Pompey, Dalton (of) ('14-)..... 23, 45
 Pond, Simon (of) ('04)..... 18
 Powell, Hosken (of-dh) ('82-'83)..... 22
 Price, David (hp) ('15)..... 14
 Prokopenko, Luke (rhp) ('02)..... 44
 Purcey, David (hp) ('08-'11)..... 25

Q (3)
 Quantrell, Paul (hp) ('96-'01)..... 48
 Quinlan, Tom (if) ('90-'92)..... 16
 Quiroz, Guillermo (c) ('04-'05)..... 16

R (49)
 Rader, Doug (if) ('77)..... 10
 Ramirez, Carlos (rhp) ('17-'18) 36, 38
 Ramirez, Neil (rhp) ('19)..... 33
 Ramos, Domingo (if) ('80)..... 17
 Rasmus, Colby (of) ('11-'14)..... 28
 Rasmussen, Rob (hp) ('14-'15)..... 59
 Rauch, Jon (rhp) ('11)..... 60
 Ray, Robbie (hp) ('20-'21)..... 38

Ray, Robert (hp) ('09-'10)..... 60
 Redmond, Todd (rhp) ('13-'15) 58
 Reed, Jeremy (of) ('10)..... 7
 Refsnyder, Rob (if) ('17)..... 39
 Reichert, Dan (rhp) ('03)..... 54
 Reid-Foley, Sean (rhp) ('16-'20) 54
 Reimer, Nolan (of) ('14)..... 14
 Reinold, Ben (of) ('15)..... 7
 Revering, Dave (1b-dh) ('82)..... 10
 Reyes, Jo-Jo (hp) ('11)..... 37
 Reyes, Jose (if) ('13-'15)..... 7
 Richard, Clayton (hp) ('19)..... 2
 Richards, Trevor (rhp) ('21-)..... 33
 Richmond, Scott (rhp) ('08-'12) 48, 57
 Righetti, Dave (hp) ('94)..... 15
 Rios, Alex (of) ('04-'09)..... 24
 Ristej, Bill (hp) ('96-'98)..... 55
 Rivera, Juan (of) ('11)..... 20
 Roark, Tanner (hp) ('20-'21)..... 14
 Roberts, Leon (of-dh) ('82)..... 3
 Roberts, John (if) ('06-'07)..... 4, 20
 Robertson, Bob (1b-dh) ('79)..... 5
 Robinson, Kenny (rhp) ('95-'97) 44, 52
 Rodriguez, Nerio (rhp) ('98-'99)..... 39
 Roenicke, Josh (hp) ('09-'10)..... 17, 33
 Rogers, Esml (rhp) ('13-'14)..... 32
 Rogers, Jimmy (rhp) ('95)..... 47
 Rolan, Scott (if) ('08-'09)..... 33
 Romano, Jordan (rhp) ('19)..... 68
 Romano, Mike (rhp) ('99)..... 46
 Romero, Davis (hp) ('06)..... 50
 Romero, Ricky (hp) ('09-'13)..... 24
 Roof, Phil (c) ('77)..... 4
 Rosario, Francisco (rhp) ('06)..... 36
 Ross, Mark (hp) ('88)..... 21
 Rouscuc, Zac (hp) ('19)..... 59
 Rowley, Chris (rhp) ('17-'18)..... 45, 47
 Ruiz, Randy (if) ('09-'10)..... 3, 21
 Ryan, B.J. (hp) ('06-'09)..... 52
 Ryu, Hyun Jin (rhp) ('20-)..... 99
 Rzepczynski, Marc (hp) ('09-'11)..... 34

S (71)
 Saltalamacchia, Jarrod (c) ('17)..... 10
 Samuel, Juan (if-of) ('96-'98)..... 11
 Sanchez, Aaron (rhp) ('14-'19)..... 41
 Sanchez, Alex (rhp) ('89)..... 33
 Sanders, Anthony (of) ('99)..... 27
 Santos, Benito (c) ('97-'98)..... 18
 Santos, Luis (hp) ('17-'18)..... 56, 71
 Santos, Sergio (hp) ('12-'14)..... 21
 Saucedo, Taylor (1b-2b) ('21-)..... 52, 54
 Saunders, Michael (of) ('15-'16; '17)..... 21
 Schoeneweis, Scott (hp) ('05-'06) 60
 Schofield, Dick (ss) ('93-'94)..... 4, 22
 Schrom, Ken (rhp) ('80; '82)..... 21, 31
 Schultz, Bo (rhp) ('15-'16)..... 47
 Scott, John (of) ('77)..... 11
 Scutaro, Marco (if) ('08-'09)..... 19
 Segui, David (if) ('99)..... 19
 Semien, Marcus (if) ('21)..... 10
 Sentence, Steve (rhp) ('82)..... 34
 Servino, Scott (rhp) ('03)..... 53
 Shafer, Justin (rhp) ('18-'19)..... 50, 66
 Sharpers, Mike (if) ('87)..... 10
 Shaw, Travis (if) ('20)..... 6
 Shepherd, Ron (of) ('84-'86)..... 21
 Shoemaker, Matt (rhp) ('19-'20)..... 34
 Sierra, Moises (of) ('12-'14)..... 14
 Sierra, Ruben (of) ('97)..... 14
 Silva, Jose (rhp) ('96)..... 45
 Simmons, Brian (of) ('01)..... 22
 Sinclair, Steve (hp) ('98-'99)..... 46, 53
 Singer, Bill (rhp) ('77)..... 48
 Small, Aaron (rhp) ('94)..... 38
 Smith, Chris (rhp) ('17)..... 53
 Smith Jr., Dwight (of) ('17-'18) 15, 27
 Smith, Jason (if) ('07)..... 4

Smith, Joe (rhp) ('17)..... 38
 Smith, Kevin (if) ('21)..... 66
 Smith, Mike (rhp) ('02)..... 53
 Smith, Murphy (rhp) ('18)..... 64
 Smeck, Justin (if) ('15-'19)..... 13, 14
 Sneed, Kirby (hp) ('21)..... 60
 Snider, Travis (of) ('08-'12)..... 45
 Snyder, Cory (if-of) ('91)..... 27
 Sogard, Eric (if) ('19)..... 5
 Sojo, Luis (if) ('90; '93)..... 2, 6, 13
 Solaito, Tony (1b-dh) ('79)..... 27
 Solarte, Yanguersi (if) ('18)..... 26
 Soria, Joakim (rhp) ('21-)..... 28
 Sparkman, Glenn (rhp) ('17)..... 46
 Speer, Justin (rhp) ('04-'06)..... 30
 Spolarjak, Paul (hp) ('94-'97; '99)..... 24, 40, 45
 Sprague, Ed (if) ('91-)..... 33
 Springer, George (of) ('21-)..... 4
 St. Claire, Randy (hp) ('94)..... 37
 Stagg, Steve (if) ('77)..... 2
 Stairs, Matt (if-of) ('07-'08)..... 24
 Stanley, Mike (dh) ('98)..... 20
 Stark, Matt (c) ('87)..... 47
 Stewart, Brock (rhp) ('19)..... 35
 Stewart, Dave (rhp) ('93-'94)..... 34
 Stewart, Shannon (of) ('95-'03; '08)..... 7, 23, 24
 Stewart, Zach (rhp) ('11)..... 56
 Stieb, Dave (rhp-of) ('79-'92; '98)..... 37
 Storen, Drew (rhp) ('16)..... 45
 Storey, Mickey (rhp) ('13)..... 37
 Stottlemeyer, Todd (rhp) ('88-'94) 16, 30
 Stripling, Ross (rhp) ('20-)..... 48
 Stroman, Marcus (rhp) ('14-'19) 6, 54
 Sturtz, Tanyon (rhp) ('03)..... 31
 Swann, Pedro (of) ('02)..... 38
 Sweeney, Darnell (if) ('18)..... 8

T (28)
 Tabler, Pat (if) ('91-'92)..... 15
 Tallet, Brian (hp) ('06-'10; '11)..... 56
 Tam, Jeff (rhp) ('03)..... 33
 Taubenheim, Ty (rhp) ('06-'07)..... 48
 Taylor, Beau (c) ('19)..... 72
 Teahan, Mark (if) ('11)..... 20
 Tellez, Rowdy (1b) ('18-'21)..... 44, 68
 Tepera, Ryan (rhp) ('15-'19)..... 52
 Tepesch, Nick (rhp) ('17)..... 48
 Thames, Eric (of) ('11-'12)..... 14, 46
 Thigpen, Curtis (c) ('07-'08)..... 7, 59
 Thole, Josh (c) ('13-'16)..... 22, 30
 Thomas, Frank (dh) ('07-'08)..... 35
 Thompson, Adam (of) ('00)..... 16
 Thornton, Lou (of) ('85; '87-'88)..... 28
 Thornton, Trent (rhp) ('19-)..... 27
 Thurman, Corey (rhp) ('02-'03)..... 35
 Tice, Ty (rhp) ('21)..... 60
 Timlin, Mike (rhp) ('97-'97)..... 1
 Todd, Jackson (rhp) ('79-'81)..... 32, 40
 Tolleson, Steve (if) ('14-'15)..... 18
 Torrealba, Yovivi (c) ('12)..... 8
 Torres, Hector (if) ('77)..... 29
 Towers, Josh (rhp) ('03-'07)..... 7
 Trachsel, Steve (rhp) ('00)..... 46
 Travis, Devon (if) ('15-'18)..... 29
 Trickett, Rick (rhp) ('92)..... 35
 Tulowitzki, Troy (if) ('15-'18)..... 2

U (5)
 Underwood, Tom (hp) ('78-'79)..... 24
 Uphaw, Willie (if) ('78; '80-'87)..... 26
 Upton, Melvin (of) ('16)..... 7
 Urena, Richard (if) ('17-'19)..... 7
 Urshela, Gio (if) ('18)..... 3

V (16)
 Valdez, Cesar (rhp) ('17)..... 64
 Valdez, Merkin (rhp) ('10)..... 47

Valencia, Danny (if) ('14-'15)..... 15
 Valera, Bryce (if) ('19-'21)..... 74
 Van Ryn, Ben (hp) ('98)..... 50
 Velandri, Jorge (if) ('08)..... 4
 Velez, Otto (if-of-dh) ('77-'82)..... 19
 Venditte, Pat (rhp/lhp) ('16)..... 44
 Vermilyea, Jamie (rhp) ('07)..... 36
 Villanueva, Carlos (hp) ('11-'12)..... 33
 Villar, Jonathan (if) ('20)..... 20, 30
 Viola, Frank (hp) ('96)..... 19
 Virgil, Ozzie (c) ('89-'90)..... 21, 26
 Viquez, Omar (if) ('12)..... 13, 17
 Vogelbach, Daniel (dh) ('20)..... 20
 Vuckovich, Pete (rhp) ('77)..... 30

W (44)
 Wagner, Neil (rhp) ('13-'14)..... 45
 Wallace, Jacob (rhp) ('19-'20) 62
 Walker, Peter (of) ('02-'03; '05-'06) 41
 Walker, Tajuan (hp) ('20)..... 00
 Wallace, Dave (rhp) ('78)..... 46
 Walters, P.J. (rhp) ('11)..... 40
 Wang, Chien-Ming (rhp) ('13)..... 67
 Ward, Duane (rhp) ('86-'95)..... 31
 Ward, Turner (of) ('91-'93)..... 16, 24
 Ware, Jeff (rhp) ('95-'96)..... 52
 Wasdin, John (rhp) ('03)..... 38
 Weathers, David (rhp) ('91-'92)..... 53
 Weber, Thad (rhp) ('13)..... 51
 Webster, Mitch (of) ('83-'85)..... 23
 Wells, David (hp) ('87-'92; '99-'00)..... 33, 36
 Wells, Greg (1b-dh) ('81)..... 43
 Wells, Randy (rhp) ('08)..... 59
 Wells, Vernon (of) ('99-'10)..... 3, 10
 Werth, Jayson (of) ('02-'03)..... 13, 54
 Weston, Mickey (rhp) ('91)..... 26
 White, Devon (of) ('91-'95)..... 25
 Whiten, Mark (of) ('90-'91)..... 23, 40
 Whiteside, Matt (rhp) ('05)..... 48
 Whitte, Eric (c) ('81)..... 6
 Whitt, Ernie (of) ('77-'78; '80-'89)..... 12
 Wiggins, Scott (hp) ('02)..... 57
 Wilborn, Ted (of) ('79)..... 35
 Wiley, Mark (rhp) ('78)..... 21
 Wilkerson, Brad (of) ('08)..... 35
 Williams, Kenny (of) ('90-'91)..... 12, 13
 Williams, Matt (rhp) ('83)..... 45
 Williams, Woody (rhp) ('93-'98) 30, 54
 Willis, Mike (rhp) ('77-'81)..... 23, 33
 Willis, Frank (rhp) ('88-'91)..... 44
 Wilson, Mookie (of) ('89-'91)..... 3
 Wilson, Tom (c) ('02-'03)..... 9, 15
 Winfield, Dave (of) ('92)..... 32
 Wise, Dewayne (of) ('00; '02; '10; '11)..... 1, 3, 16, 55
 Withem, Shannon (rhp) ('98)..... 58
 Witt, Kevin (1b) ('98-'99)..... 6
 Wolfe, Brian (rhp) ('07-'09)..... 40
 Woods, Al (of) ('77-'82)..... 20
 Woods, Gary (of) ('77-'78)..... 7
 Woodward, Chris (if) ('99-'04; '11-'12)..... 5, 25, 31

Y (1)
 Yamaguchi, Shun (rhp) ('20)..... 1

Z (4)
 Zambrano, Victor (rhp) ('07)..... 31
 Zau, Gregg (c) ('04-'08)..... 9
 Zeuch, T.J. (rhp) ('19-'21)..... 29, 35, 71
 Zosky, Eddie (if) ('91-'92)..... 1

#12 Retired on July 31, 2011
 #32 Retired on March 29, 2018
 #42 Worn by all players annually on Jackie Robinson Day



ALL-TIME UNIFORM NUMBERS 1977-2021

BIOGRAPHIES

LAST SEASON

HISTORY

RECORDS

OPPONENTS

PLAYER DEV.

MEDIA & MISC.

MANAGERS

3
Bobby Mattick, Jimmy Williams

5
John Gibbons

6
Bobby Cox

7
Roy Hartsfield

11
Jim Fregosi

13
Buck Martinez

14
Carlos Tosca

17
Tim Johnson

25
Charlie Montoyo

34
Mel Queen

43
Cito Gaston

52
John Farrell

COACHES

1
Cookie Rojas

2
Luis Rivera

3
Bob Bailor, Lee Elia, Jimmy Williams

4
Alfredo Griffin, Luis Rivera, Cookie Rojas

7
Rich Hacker, Torey Lovullo, John McLaren, Eddie Rodriguez

8
John Sullivan

10
Jim Lett

11
Sal Butera

12
Ernie Whitt

14
Mickey Brantley, Denis Menke, Carlos Tosca

15
Bob Miller, Gene Tenace

16
DeMarlo Hale, Jack Hubbard, Garth Iorg, Gil Kim, Nick Leyva, Lloyd Moseby, Gene Tenace

17
Brook Jacoby, John Schneider

18
Guillermo Martinez, Gene Tenace

20
DeMarlo Hale

21
Dante Bichette, Tim Lincecum, Dwayne Murphy

22
Sal Butera, Rick Langford, Don Wakamatsu

23
Tim Lincecum

24
John McLaren, Jimmy Williams

25
Dwayne Murphy, Kevin Seitzer, Mike Squires

26
Matt Buschmann, Brook Jacoby, Willie Upshaw

27
Derek Shelton

28
John Felske, Willie Upshaw

29
Bobby Knoop

30
Marty Pevey

31
Bobby Doerr

34
Tim Lincecum, Mel Queen, Dave Stewart

35
Terry Bevington, Dane Johnson

36
Gary Matthews

38
Brad Arnsberg, Dane Johnson

39
Larry Hise, Dave Hudgens, Chad Mottola

40
Pete Walker

41
Cito Gaston, Pat Hentgen, Dwayne Murphy, Harry Warner, Al Widmar

42
Galen Cisco, Jackie Moore, Billy Smith

43
Cito Gaston, Don Leppert

45
Marty Pevey, Dave Stewart

46
Dennis Holmberg, Bob Stanley

47
Gary Denbo, Shelley Duncan, Gil Patterson

51
Tim Lincecum

52
Omar Malave, Bruce Walton

53
Joe Breedon, Mark Budzinski, Mark Connor, Epy Guerrero, Mike Mordecai, Bruce Walton

55
Brian Butterfield

56
Mike Barnett, Roly de Armas, Hector Torres

57
Winston Llenas

58
John Gibbons, Marty Pevey

60
Eric Owens

63
Luis Rivera



PLAYERS

0

Al Oliver

00

Cliff Johnson, Taijuan Walker

1

Bob Bailor, Emilio Bonifacio, Andy Burns, Aledmys Díaz, Jonathan Díaz, Jarrod Dyson, Tony Fernandez, ALEN Hanson, Orlando Hudson, Joe Inglett, Rafael Lopez, Darin Mastroianni, Bengie Molina, Mickey Morandini, Ray Olmedo, Tomas Perez, Dewayne Wise, Shun Yamaguchi, Eddie Zosky

2

Danny Ainge, Dave Berg, Jacob Brumfield, Rob Butler, Tom Evans, Craig Grebeck, Aaron Hill, Cesar Izturis, Kelly Johnson, Jake Lamb, Manny Lee, Nelson Liriano, Fred Manrique, Otis Nixon, Joe Panik, Clayton Kershaw, Luis Sojo, Steve Staggs, Troy Tulowitzki

3

Steve Bowling, Miguel Cairo, Ezequiel Carrera, Felipe Crespo, Jonathan Davis, Brandon Drury, Jeff Frye, Chris Gomez, Adeiny Hechavarria, Jarrett Hoffpauir, Orlando Hudson, Maicer Izturis, Reed Johnson, Norberto Martin, Brian Milner, Wayne Nordhagen, Leon Roberts, Randy Ruiz, Gio Urshela, Vernon Wells, Mookie Wilson, Dewayne Wise

4

Howie Clark, Kyle Drabek, Craig Grebeck, Alfredo Griffin, Joe Inglett, Manny Lee, Frank Menechino, Ryan Roberts, Phil Roof, Dick Schofield, Jason Smith, George Springer, Shannon Stewart, Jorge Velandia

5

Michael Barrett, Bobby Brown, Jacob Brumfield, Mark Dalesandro, Yunel Escobar, Santiago Espinal, Sam Ewing, Jarrett Hoffpauir, Craig Kuskick, Domingo Martinez, Rance Mulliniks, Bob Robertson, Eric Sogard, Chris Woodward

6

Sil Campusano, Howie Clark, Felipe Crespo, Carlos Delgado, Ron Fairly, Pat D. Kelly, Joe Lawrence, Alek Manoah, Jeff Mathis, John McDonald, Orlando Merced, Travis Shaw, Luis Sojo, Marcus Stroman, Jorge Velandia, Dan Whitmer, Kevin Witt

7

Tony Batista, Juan Beniquez, Chris Coghlan, Edwin Encarnacion, Damaso Garcia, Joe Inglett, Caleb Joseph, Pat F. Kelly, Felipe Lopez, Reese McGuire, Jeremy Reed, Ben Revere, Jose Reyes, Shannon Stewart, Curtis Thigpen, Josh Towers, Melvin Upton, Richard Urena

8

Russ Adams, Alan Ashby, Cavan Biggio, Bob Davis, Ben Francisco, Alex S. Gonzalez, Anthony Gose, Ken Macha, Jose Molina, Kendrys Morales, Pedro Swann, Yorvit Torrealba

9

J. P. Arencibia, Barry Bonnell, Bob Brenly, Darrell Ceciliani, Rick Cerone, Darin Fletcher, Cole Gillespie, Danny Jansen, Rick Leach, John Mayberry Jr., John Olerud, Cliff Pennington, Tom Wilson, Gregg Zaun

10

Pat Borders, Dave Collins, Brandon Drury, Edwin Encarnacion, Jim Mason, John Mayberry, Reese McGuire, Ian Parnley, Doug Rader, Dave Revering, Jarrod Saltalamacchia, Marcus Semien, Mark Sharperson, Vernon Wells

11

George Bell, Bo Bichette, Steve Braun, Royce Clayton, Darnell Coles, David Cone, Rajai Davis, David Eckstein, Ryan Freel, Luis Gomez, Alex Gonzalez, John-Ford Griffin, Eric Hinske, Jeff Kent, Mike Macha, Kevin Pillar, Juan Samuel, John Scott

12

Roberto Alomar, Tilson Brito, Rich Butler, Edwin Encarnacion, Willie Greene, Luis Lopez, Tony Phillips, Ernie Whitt, Kenny Williams

13

Edgardo Alfonzo, Raul Chavez, Sal Fasano, Carlos Garcia, Lourdes Gurriel Jr., Roy Howell, Brett Lawrie, Buck Martinez, Lee Mazzilli, Peter Munro, Jeff Musselman, Lance Parrish, Tomas Perez, Justin Smoak, Luis Sojo, Omar Vizquel, Jayson Werth, Kenny Williams

14

Butch Alberts, Howard Battle, Derek Bell, Tilson Brito, Kevin Brown, John Buck, Brian Burres, Robinzon Diaz, Corey Dickerson, Rickey Henderson, Tommy Hutton, Alex Infante, Darrin Jackson, George Kottaras, Dave Martinez, Gino Petrali, David Price, Nolan Reimold, Tanner Roark, Moises Sierra, Ruben Sierra, Justin Smoak, Eric Thames

15

Chris Colabello, Marty Cordova, Shawn Green, Randal Grichuk, Fred Lewis, Kevin Millar, Lloyd Moseby, Chad Mottola, Mike Nickeas, Alex Rios, Dwight Smith Jr., Pat Tabler, Danny Valencia, Tom Wilson

16

Mike Bordick, Joe Coleman, Mark DeRosa, Butch Edge, Freddy Galvis, Garth Iorg, Dan Johnson, Tim Johnson, Greg Myers, Tim Lincecum, Corey Patterson, Tom Quinn, Guillermo Quiroz, Todd Stottlemire, Andy Thompson, Turner Ward, Dewayne Wise

17

José Berríos, Mark Bombardieri, Eric Crozier, David Dellucci, Ryan Goins, Curtis Goodwin, Kelly Gruber, Dave Hollins, Tim Johnson, Brett Lawrie, Chris Michalak, Randy Moffitt, Lyle Overbay, Robert Perez, Josh Phelps, Domingo Ramos, Josh Roenicke, Omar Vizquel

18

Darwin Barney, Homer Bush, Jim Clancy, Curtis Granderson, Gabe Gross, Ryan Langerhans, Tom Lawless, Hector Luna, Mike McCoy, Tomo Ohka, Simon Pond, Benito Santiago, Steve Tolleson

19

Jose Bautista, Ray Giannelli, ALEN Hanson, Domingo Martinez, Fred McGriff, Paul Molitor, Josh Phelps, Dan Plesac, Cliff Politte, Marco Scutaro, David Segui, Otto Velez, Frank Viola

20

Rod Barajas, Rob Butler, Domingo Cedeneno, Jesse Chavez, Josh Donaldson, Rob Ducey, Bobby Estalella, Derek Fisher, Brad Fullmer, Ken Huckaby, Bobby Korecky, Patrick Lennson, Juan Rivera, Ryan Roberts, Ron Shephard, Mike Stanley, Mark Teahen, Jonathan Villar, Daniel Vogelbach, Woody Williams, Al Woods

21

Tom Bruno, Francisco Cabrera, Willie Canate, Rico Carty, Roger Clemens, Buck Coats, Carlos Delgado, Nick Green, Charlie Greene, Gabe Gross, Cory Lidle, Esteban Loaiza, Luke Maile, Mike Matuszewska, Charlie Moore, Chad Mottola, Greg Myers, Willis Otanez, Mark Ross, Randy Ruiz, Sergio Santos, Michael Saunders, Ken Schrom, Ron Shephard, Ozzie Virgil, Mark Wiley

22

Danny Ainge, Chase Anderson, Henry Blanco, Rick Bosetti, Brad Corbett, Dennis DeBarr, Rob Ducey, Jimmy Key, Brandon League, Luke Maile, Mike Matheny, Steven Matz, Chad Mottola, Charlie O'Brien, Seungwhan Oh, David Paulino, Kevin Pillar, Hosken Powell, Dick Schofield, Brian Simmons, Josh Thole

23

Norichika Aoki, Jacob Barnes, Rod Barajas, Jose Bautista, Greg Cadaret, Jose Cruz Jr., Cecil Fielder, Derek Fisher, Matt Hague, John Hattig, Jason Kershner, Dave Lemanczyk, Candy Maldonado, Brandon Morrow, Daiton Pompey, Shannon Stewart, Danny Valencia, Mitch Webber, Mark Whiten, Mike Willis

24

Jim Acker, Willie Aikens, Danny Barnes, Greg Cadaret, Sean Douglass, Mariano Duncan, John-Ford Griffin, Chuck Hartenstein, Rickey Henderson, Glenallen Hill, Bobby Kielty, Nate Pearson, Dave Righetti, Ricky Romero, Paul Spoljaric, Matt Stairs, Shannon Stewart, Tom Underwood, Turner Ward

25

Doug Ault, Steve Davis, Carlos Delgado, Marco Estrada, Dave Freisleben, Troy Glaus, Roy Lee Jackson, Steve Luebber, Len Matuszewski, David Purcey, Devon White, Chris Woodward



26

Brian Bowles, Sal Butera, Chris Carpenter, Valerio de los Santos, Jim Eppard, Steve Hargan, Vince Horsman, Michael Huff, Adam Lind, Doug Linton, Yangervis Solarte, Willie Upshaw, Ozzie Virgil, Mickey Weston

27

Willie Blair, Scott Brow, Jeff Byrd, Tony Castillo, Frank Catalanotto, Brett Cecil, Victor Cruz, Jeff DeWillis, Willie Fraser, Todd Greene, Vladimir Guerrero Jr., Jimmy Key, Mickey Klutts, Randy Knorr, Chris Latham, Anthony Sanders, Dwight Smith Jr., Cory Snyder, Tony Solaita

28

Casey Blake, Scott Copeland, Mike Darr, Matt Dominguez, Mark Eichhorn, Tom Evans, Jared Hoyer, Al Leiter, Brandon Lyon, Shaun Marcum, Billy McKinney, Greg Myers, Randy Myers, Jayson Nix, Lance Painter, Steve Pearce, Colby Rasmus, Joakim Soria, Lou Thornton

29

Jesse Barfield, Geronimo Berroa, Pat Borders, Joe Carter, Kevin Cash, Octavio Dotel, Scott Eyre, Pedro Hernandez, Glenallen Hill, Shea Hillenbrand, Garth Iorg, Dustin McGowan, Hector Torres, Devon Travis, T.J. Zeuch

30

Anthony Alford, Danny Barnes, Juan Berenguer, Taylor Buchholz, Joe (J.J.) Cannon, Alberto Castillo, Jesse Chavez, David Cooper, Dana Eveland, Alejandro Kirk, Doug Linton, Kevin Millar, Mike Morgan, Ron Musselman, Dioner Navarro, Wayne Nordhagen, Justin Speier, Todd Stottliemyre, Josh Thole, Jonathan Villar, Pete Vuckovich, Woody Williams

31

Jim Acker, Dave Baker, Joe Biagini, Kendall Graveman, Liam Hendriks, Thomas Hatch, Shawn Hill, Erik Kratz, Andy LaRoche, Brian Leshner, Ted Lilly, Brandon Lyon, John Parrish, Robert Person, Kyle Phillips, Tanyon Sturtze, Duane Ward, Chris Woodward, Victor Zambrano

32 (NUMBER RETIRED-3/29/18)

Luis Aquino, Charlie Beamon, Brian Bohanon, Steve Cummings, Scott Diamond, Huck Flener, Roy Halladay, LaTroy Hawkins, Edwin Hurtado, Don Kirkwood, Jack Kucek, Aaron Laffey, Daniel Norris, Esmil Rogers, Jackson Todd, Dave Winfield

33

Doyle Alexander, Sal Butera, Jose Canseco, J.A. Happ, Chad Hermansen, Edwin Jackson, Jeremy Jeffress, Joey Johnson, Darin Mastroianni, Dale Murray, Jorge Orta, Neil Ramirez, Trevor Richards, Josh Roenicke, Scott Rolan, Alex Sanchez, Ed Sprague, Jeff Tam, Carlos Villanueva, David Wells, Mike Willis

34

Jim Acker, Kevin Batiste, Pedro Borbon, A.J. Burnett, Joel Carreno, Tyler Chatwood, Stan Clarke, Ted Cox, Jarvin Cubilan, Tom Koehler, Jesse

Jefferson, Justin Miller, Ramon Ortiz, Mark Rzepczynski, Steve Senteney, Matt Shoemaker, Dave Stewart

35

Bud Black, Denis Boucher, Bryan Clark, Dick Davis, Sam Dyson, Jeff Francis, Chad Gaudin, Dave Geisel, Edgar Gonzalez, Brandon League, Rommie Lewis, Sandy Martinez, Jeff Musselman, Phil Niekro, Sean Nolin, Lyle Overbay, David Phelps, Brock Stewart, Frank Thomas, Corey Thurman, Rick Tricek, Brad Wilkerson, Gary Woods, T.J. Zeuch

36

Clayton Andrews, Jeff Beliveau, Pedro Borbon, Clay Buchholz, Bryan Bullington, Bill Caudill, Tyler Clippard, A.J. Cole, Don Cooper, Francisco Del Rosario, Scott Eyre, Bob File, Jerry Garvin, Darren Hall, Drew Hutchison, Marty Janzen, Kevin Mench, Carlos Ramirez, Jamie Vermilyea, David Wells

37

Henderson Alvarez, Brian Bowles, Frank Castillo, Tim Crabtree, Scott Downs, Jason Grilli, Teoscar Hernández, Reed Johnson, Aaron Laffey, Graeme Lloyd, Jimmy Paredes, Jo-Jo Reyes, Randy St. Claire, Dave Stieb, Mickey Storey, Ted Wilborn

38

Gary Allenson, Socrates Brito, DeWayne Buice, Giovanni Carrara, Pasqual Coco, Taylor Cole, Mark Eichhorn, Nino Espinosa, Huck Flener, Pedro Garcia, Jim Gott, Mark Guthrie, Rick Luecken, Norberto Martin, Brad Mills, Balor Moore, Darren Oliver, Carlos Ramirez, Robbie Ray, Aaron Small, Joe Smith, Darnell Sweeney, John Wasdin

39

Jesse Carlson, David Carpenter, Drew Carpenter, Gustavo Chacin, Doug Creek, Gavin Floyd, Chris Getz, Don Gordon, Eric Gundersen, Erik Hanson, Liam Hendriks, Pedro Hernandez, Paul Kilgus, Adam Loewen, Dave McKay, Miguel Montero, Dave Parker, Steve Parris, Jake Petricka, Rob Refsnyder, Nerio Rodriguez

40

Carlos Almanzar, Doug Bair, Kevin Beirne, Scott Cassidy, Joe Coleman, David Cooper, Matt DeWitt, Bob Ducey, Mark Lemongello, Eric Ludwick, Mickey Mahler, Dustin McGowan, Lance Painter, Paul Spoljaric, Mike Timlin, Jackson Todd, P.J. Walters, Mark Whiten, Brian Wolfe

41

Jordan De Jong, Rafael Dolis, Pat Hentgen, Aaron Sanchez, Pete Walker

42

Xavier Hernandez, Paul Mirabella

43

Brian Baker, Kevin Barker, Miguel Batista, Jesse Carlson, Joe Carter, Scott Cassidy, Tom Davey, R.A. Dickey, Carl Edwards Jr., Sam Gaviglio, Anthony Gose, Mark Hendrickson, John Hudek, Trevor Miller, Raul Mondesi, Mike Ohlman, Greg Wells

44

Scott Brow, Jeff Burroughs, Tom Buskey, Jose Canseco, Danny Darwin, Mike Hauschild, T.J. House, Casey Janssen, Cliff Johnson, Jerry Johnson, Billy Koch, Aquilino Lopez, Connor Overton, Luke Prokopec, Kenny Robinson, Rowdy Tellez, Pat Venditte, Frank Wells

45

John Bale, Mark Bombback, Kelvim Escobar, Steve Grilli, Shawn Hill, Tony Johnson, Francisco Liriano, Bob MacDonald, Tom Murphy, Jose Nunez, Thomas Pannone, Dalton Pompey, Chris Rowley, Jose Silva, Travis Snider, Paul Spoljaric, Drew Storen, Neil Wagner, Matt Williams

46

Brett Anderson, Dustin Antolin, Mike Barlow, Matt Boyd, Evan Crawford, Ken Dayley, Oliver Drake, Scott Feldman, Luis Figueroa, Mike Flanagan, Tom Gilles, Zack Godley, Daniel Hudson, Joe Kennedy, Jason Kershner, Gary Lavelle, Kerry Ligtenberg, Steve Luebber, Joe McLaughlin, Dyar Miller, Julio Mosquera, Mike Romano, Steve Sinclair, Glenn Sparkman, Eric Thames, Steve Trachsel, Dave Wallace

47

Doyle Alexander, Victor Cruz, Brandon Cumpton, Kelvim Escobar, Junior Felix, Juan Francisco, Mauro Gozzo, Phil Huffman, Anthony Kay, Corey Koskie, Miguel Montero, Jack Morris, Luis Perez, Jason Phillips, Jimmy Rogers, Chris Rowley, Bo Schuitz, Matt Stark, Merkin Valdez

48

Jason Adam, Armando Benitez, John Candelaria, Jesse Carlson, Phil Coke, Francisco Cordero, Doug Davis, Mark Eichhorn, Kevin Frederick, Javy Guerra, J.A. Happ, Willie Horton, Ricardo Jordan, Junior Lake, Luis Leal, Deck McGuire, Brian Moran, Paul Quantrill, Scott Richmond, Bill Singer, Ross Stripling, Ty Taubenheim, Nick Tepesch, Matt Whiteside

49

Jeremy Accardo, Luis Andujar, John Bale, Mike Bolsinger, Dave Bush, Tom Candiotti, Tony Castillo, Jonathan Davis, Matt DeWitt, Danny Farquhar, Tom Fler, Preston Guilmet, Felix Heredia, Paul Hodgson, Colt Hynes, Randy Knorr, Brad Lincoln, David Pauley

50

Riley Adams, Chris Carpenter, Vinnie Chulk, Brian Cooper, Danny Cox, Steve Delabar, Matt Dermody, Leo Estrella, Jose Fernandez, Frank Francisco, Joey Hamilton, Tom Henke, Dane Johnson, Rommie Lewis, Joey McLaughlin, Davis Romero, Justin Shafer, Curtis Thigpen, Ben Van Ryn

51

Nick Allgeyer, Terry Adams, Pedro Borbon, Miguel Castro, Nino Espinosa, Dave Geisel, Ken Giles, Gary Glover, Ryan Glynn, Bobby Korecky, Dominic Leone, Jesse Litsch, David Maurer, Trevor Miller, Paul Mirabella, Thad Weber



52
Anthony Bass, Juan Berenguer, John Frascatore, Justin Germano, Roy Halladay, Brad Hand, Greg Myers, Kenny Robinson, B.J. Ryan, Taylor Saucedo, Ryan Tepera, Jeff Ware

53
Joaquin Benoit, Melky Cabrera, Leo Estrella, Dennis Lamp, Sandy Martinez, Michael Nakamura, Scott Service, Steve Sinclair, Chris Smith, Mike Smith, David Weathers

54
Dave Bush, Pasqual Coco, Omar Daal, Junior Felix, Jason Frasor, Jeff Heaton, Toby Hernandez, Randy Knorr, Roberto Osuna, Joel Payamps, Dan Reichert, Sean Reid-Foley, Taylor Saucedo, Marcus Stroman, Jayson Werth, Woody Williams

55
Glenn Adams, John Cerutti, Brad Glenn, Josh Johnson, Russell Martin, Paul Menhart, Bill Risle, Dewayne Wise

56
Ryan Borucki, Mark Buehrle, Robert Coello, Andy Dominique, Shawn Green, J.P. Howell, Ryota Igarashi, Brian McRae, Franklin Morales, Luis Santos, Zach Stewart, Brian Tallet

57
Juan Acevedo, Shawn Camp, Jordan De Jong, Felix Doubront, Jaime Garcia, Chad Gironi, Juan Guzman, Lucas Harrell, Mat Latos, Mark Lowe, Juan Perez, Scott Richmond, Trent Thornton, Scott Wiggins

58
Josh Banks, Chad Beck, Brad Cornett, Dirk Hayhurst, Wilfredo Ledezma, Tim Mayza, Todd Redmond, Shannon Withem

59
Jeremy Beasley, Jesse Carlson, Rhiner Cruz, Mark Dalesandro, Carlos Diaz, Yennsy Diaz, Casey Lawrence, Brad Mills, Adam Peterson, Rob Rasmussen, Zac Rosscup, Curtis Thigpen, Randy Wells

60
Brian Bohanon, Leonel Campos, Ryan Feierabend, Jon Rauch, Robert Ray, Scott Schoeneweis, Kirby Sneed, Ty Tice

61
Gift Ngoepe

62
Lee Gronkiewicz, Mark Leiter Jr., Aaron Loup, Bill Murphy, Jacob Waguespack

63
Anthony Castro, Wilmer Font, Kevin Gregg

64
Travis Bergen, Jon Berti, Chad Jenkins, Derek Law, Hector Perez, Murphy Smith, Cesar Valdez

65
Taylor Guerrieri, Elvis Luciano

66
Jimmy Cordero, Juan Guzman, Munenori Kawasaki, Nick Kingham, Patrick Murphy, Justin Shafer, Kevin Smith

67
Andrew Albers, Buddy Boshers, Jonathan Davis, Julian Merryweather, Chien-Ming Wang

68
Yan Gomes, Arnold Leon, Jordan Romano, Rowdy Tellez

69
Tommy Milone, Peter Munro

70
Domingo Cedenno, Anthony Kay, Reese McGuire

71
Luis Santos, T.J. Zeuch

72
Otto Lopez, Beau Taylor

73
Ryan Dull

74
Breyvic Valera

77
John Axford, Josh Palacios

79
Travis Bergen

85
Alejandro Kirk

88
Rene Gonzales

90
Adam Cimber

99
Hyun Jin Ryu



PLAYER TRANSACTIONS

BLUE JAYS TRADES

DATE	CLUB	OBTAINED	FOR
PAT GILLICK			
11-5-76	Cleveland	Alan Ashby, c	Al Fitzmorris, rhp
12-6-76	Cleveland	Doug Howard, 1b-of Rick Cerone, c John Lowenstein, of	Rico Carty, 1b-of
02-17-77	San Diego	Jerry Johnson, rhp	Dave Roberts, c-if
02-24-77	Oakland	Ron Fairly, 1b-of	Mike Weathers, if
03-29-77	Cleveland	Hector Torres, if	John Lowenstein, of
05-9-77	Texas	Roy Howell, if	Steve Hargan, rhp Jim Mason, if
12-6-77	St. Louis	Tom Underwood, lhp Victor Cruz, rhp	Peter Vuckovich, rhp John Scott, of
12-8-77	California	Pat Kelly, c Butch Alberts, 1b-of	Ron Fairly, 1b-of
03-3-78	St. Louis	Rick Bosetti, of	Tom Bruno, rhp
03-3-78	Cleveland	Rico Carty, dh	Dennis DeBarr, lhp
04-28-78	Milwaukee	Tim Johnson, if	Tim Nordbrook, inf
08-15-78	Oakland	Willie Horton, dh Phil Huffman, rhp	Rico Carty, dh
09-12-78	San Diego	Mark Wiley, rhp	Andrew Dyes, of
11-27-78	Houston	Mark Lemongello, rhp Joe Cannon, of Pedro Hernandez, if	Alan Ashby, c
12-5-78	Houston	Don Pisker, of	Gary Woods, of
12-6-78	Cleveland	Alfredo Griffin, if Phil Lansford, 3b	Victor Cruz, rhp
11-1-79	New York (AL)	Chris Chambliss, 1b Paul Mirabella, lhp Damaso Garcia, if	Tom Underwood, lhp Rick Cerone, c Ted Wilborn, of
12-5-79	Atlanta	Barry Bonnell, of Joey McLaughlin, rhp Pat Rockett, inf	Chris Chambliss, 1b Luis Gomez, ss
12-12-80	New York (NL)	Roy Lee Jackson, rhp	Bob Bailor, if-of
04-6-81	New York (NL)	Mark Bombback, rhp	Charlie Puleo, rhp
05-11-81	Milwaukee	Buck Martinez, c	Gil Kubski, of
06-10-81	Oakland	Future considerations	Rick Bosetti, of
11-18-81	New York (AL)	Aurelio Rodriguez, if	Mike Lebo, c
12-28-81	Minnesota	Hosken Powell, of	Greg Wells, 1b
12-28-81	Chicago (NL)	Dave Geisel, lhp	Paul Mirabella, lhp
03-25-82	Kansas City	Rance Mulliniks, if	Phil Huffman, rhp
04-2-82	Chicago (AL)	Wayne Nordhagen, of-dh	Aurelio Rodriguez, 3b
05-5-82	New York (AL)	Dave Revering, 1b-dh Jeff Reynolds, 3b Dick Davis, of	John Mayberry, 1b
06-15-82	Philadelphia		Wayne Nordhagen, of (to Pittsburgh)
10-27-82	New York (AL)	Tucker Ashford, 3b	'conditional'
11-5-82	Oakland	Cliff Johnson, dh	Al Woods, of
12-9-82	New York (AL)	Dave Collins, of Mike Morgan, rhp Fred McGriff, 1b Cecil Fielder, 1b	Dale Murray, rhp Tom Dodd, of-c
02-4-83	Kansas City	Jorge Orta, dh-of	Leon Roberts, of
02-4-83	New York (NL)	Bryan Clark, lhp	Steve Senteney, rhp
12-9-83	Seattle	Willie Aikens, if-dh	Barry Bonnell, of
12-19-83	Kansas City	Bill Caudill, rhp	Jorge Orta, dh-of
12-8-84	Oakland		Dave Collins, of Alfredo Griffin, ss
01-26-85	San Francisco	Gary Lavelle, lhp	Jim Gott, rhp Jack McKnight, rhp Augie Schmidt, if
04-1-85	Philadelphia	Len Matuszek, 1b-dh	Dave Shipanoff, rhp Jose Escobar, if Ken Kinnard, of
07-9-85	Los Angeles	Al Oliver, dh	Len Matuszek, 1b-dh
08-29-85	Texas	Cliff Johnson, dh	Matt Williams, rhp Greg Ferlanda, rhp Jeff Mays, rhp
07-5-86	Atlanta	Duane Ward, rhp	Doyle Alexander, rhp
07-6-86	Atlanta	Joe Johnson, rhp	Jim Acker, rhp
02-2-87	Atlanta	Craig McMurtry, rhp	Damaso Garcia, if Luis Leal, rhp

BIOGRAPHIES

LAST SEASON

HISTORY

RECORDS

OPPONENTS

PLAYER DEV.

MEDIA & MISC.



DATE	CLUB	OBTAINED	FOR
07-14-87	Kansas City	Juan Beniquez, of-dh	Luis Aquino, rhp
08-31-87	Baltimore	Mike Flanagan, lhp	Oswald Peraza, rhp
04-30-89	New York (AL)	Al Leiter, lhp	Jose Mesa, rhp
07-31-89	New York (NL)	Mookie Wilson, of	Jesse Barfield, of
08-24-89	Atlanta	Jim Acker, rhp	Jeff Musselman, lhp
12-17-89	Atlanta	Ricky Tricek, rhp	Mike Brady, rhp
07-27-90	Minnesota	John Candelaria, lhp	Tony Castillo, lhp
09-17-90	Cleveland	Bud Black, lhp	Francisco Cabrera, c
11-6-90	Atlanta	Nate Cromwell, lhp	Ernie Whitt, c
12-2-90	California	Devon White, of	Kevin Batiste, of
12-5-90	San Diego	Willie Fraser, rhp	Nelson Liriano, if
01-15-91	Baltimore	Marcus Moore, rhp	Pedro Munoz, of
06-27-91	Cleveland	Joe Carter, of	Mauro Gozzo, rhp
07-14-91	Chicago (AL)	Roberto Alomar, if	Alex Sanchez, rhp
08-9-91	Milwaukee	Rene Gonzales, if	Steve Cummings, rhp
07-30-92	California	Tom Candiotti, rhp	Earl Sanders, rhp
08-28-92	New York (NL)	Turner Ward, of	Junior Felix, of
12-8-92	California	Cory Snyder, of	Luis Sojo, if
03-30-93	San Diego	Candy Maldonado, of	Ken Rivers, c
06-11-93	New York (NL)	Mark Eichhorn, rhp	Tony Fernandez, ss
07-31-93	Oakland	David Cone, rhp	Fred McGriff, 1b
03-29-94	Chicago (AL)	Luis Sojo, if	Rob Blumberg, lhp
11-18-94	Florida	Darrin Jackson, of	Glenallen Hill, of
12-5-94	Philadelphia	Tony Fernandez, ss	Mark Whiten, of
04-6-95	Kansas City	Rickey Henderson, of	Denis Boucher, lhp
07-28-95	New York (AL)	Mike Huff, of	Shawn Jeter, of
08-31-95	Texas	Scott Pace, lhp	Steve Wapnick, rhp
12-7-95	Philadelphia	Monetary compensation	Rob Wisniewski, rhp
12-18-95	Seattle	David Cone, rhp	William Suero, 2b
05-15-96	Pittsburgh	Marty Janzen, rhp	Rob Ducey, of
08-22-96	Chicago (AL)	Jason Jarvis, rhp	Greg Myers, C
11-14-96	Pittsburgh	Mike Gordon, rhp	Jeff Kent, if
11-20-96	Texas	Player to be named later	Ryan Thompson, of
11-20-96	Chicago (NL)	Paul Quantrill, rhp	Kelly Gruber, 3b
12-11-96	Detroit	Bill Risley, rhp	Derek Bell, of
12-20-96	New York (NL)	Miguel Cairo, if	Stoney Briggs, of
03-17-97	Texas	Jacob Brumfield, of	Darrin Jackson, of
07-31-97	Seattle	Luis Andujar, rhp	Steve Karsay, rhp
08-12-97	Los Angeles	Allen Halley, rhp	Jose Herrera, of
03-14-98	Texas	Carlos Garcia, if	Domingo Martinez, if
07-30-98	Boston	Orlando Merced, of	Eddie Zosky, if
07-31-98	Baltimore	Dan Plesac, lhp	Rob Butler, of
			David Sinnes, rhp
			Anthony Medrano, if
			Chris Stynes, if
			David Cone, rhp
			Candy Maldonado, of
			Howard Battle, if
			Ricardo Jordan, lhp
			Paul Menhart, rhp
			Edwin Hurtado, rhp
			D.J.Boston, 1b
			Domingo Cedenro, if
			Tony Castillo, lhp
			Jose Silva, rhp
			Jose Pett, rhp
			Mike Halperin, lhp
			Abraham Nunez, if
			Craig Wilson, c
			Brandon Cromer, if
			Lonell Roberts, of
			Miguel Cairo, if
			Roberto Duran, lhp
			John Olerud, 1b
			Player to be named from
			11-20-96 trade
			Mike Timlin, rhp
			Paul Spoljaric, lhp
			Otis Nixon, of
			Tim Crabtree, rhp
			Mike Stanley, dh
			Juan Guzman, rhp
			Shannon Carter, of

GORD ASH

11-18-94	Florida	Scott Pace, lhp	Eddie Zosky, if
12-5-94	Philadelphia	Monetary compensation	Rob Butler, of
04-6-95	Kansas City	David Cone, rhp	David Sinnes, rhp
07-28-95	New York (AL)	Marty Janzen, rhp	Anthony Medrano, if
08-31-95	Texas	Jason Jarvis, rhp	Chris Stynes, if
12-7-95	Philadelphia	Mike Gordon, rhp	David Cone, rhp
12-18-95	Seattle	Player to be named later	Candy Maldonado, of
05-15-96	Pittsburgh	Paul Quantrill, rhp	Howard Battle, if
08-22-96	Chicago (AL)	Bill Risley, rhp	Ricardo Jordan, lhp
11-14-96	Pittsburgh	Miguel Cairo, if	Paul Menhart, rhp
		Jacob Brumfield, of	Edwin Hurtado, rhp
		Luis Andujar, rhp	D.J.Boston, 1b
		Allen Halley, rhp	Domingo Cedenro, if
		Carlos Garcia, if	Tony Castillo, lhp
		Orlando Merced, of	Jose Silva, rhp
		Dan Plesac, lhp	Jose Pett, rhp
			Mike Halperin, lhp
			Abraham Nunez, if
			Craig Wilson, c
			Brandon Cromer, if
			Lonell Roberts, of
			Miguel Cairo, if
			Roberto Duran, lhp
			John Olerud, 1b
			Player to be named from
			11-20-96 trade
			Mike Timlin, rhp
			Paul Spoljaric, lhp
			Otis Nixon, of
			Tim Crabtree, rhp
			Mike Stanley, dh
			Juan Guzman, rhp
			Shannon Carter, of



DATE	CLUB	OBTAINED	FOR
07-31-98	New York (NL)	Leo Estrella, rhp	Tony Phillips, of
08-6-98	San Diego	Brian Loyd, c	Randy Myers, lhp
12-13-98	San Diego	Joey Hamilton, rhp	Woody Williams, rhp
			Carlos Almanzar, rhp
			Peter Tucci, of
12-14-98	Detroit	Eric Ludwick, rhp	Beiker Graterol, rhp
02-18-99	New York (AL)	Homer Bush, if	Roger Clemens, rhp
		Graeme Lloyd, lhp	
		David Wells, lhp	
03-30-99	Anaheim	Dave Hollins, if	Tomas Perez, if
05-05-99	Philadelphia	Paul Spoljaric, lhp	Robert Person, rhp
06-12-99	Arizona	Tony Batista, if	Dan Plesac, lhp
		John Frascatore, rhp	
07-28-99	Seattle	David Segui, if	Tom Davey, rhp
			Steve Sinclair, lhp
08-09-99	Colorado	Brian McRae, of	Player to be named later
			(Pat Lynch, rhp, 08-25-99)
11-08-99	Los Angeles	Pedro Borbon, lhp	Shawn Green, of
		Raul Mondesi, of	Jorge Nunez, if
11-11-99	St. Louis	Alberto Castillo, c	Pat Hentgen, rhp
		Matt Dewitt, rhp	Paul Spoljaric, lhp
		Lance Painter, lhp	
		Brad Fuller, if	
03-16-00	Montreal/Texas		David Segui, if (Texas)
03-22-00	New York (NL)	Jersen Perez, if	Lee Stevens, if (Montreal)
07-19-00	Texas	Esteban Loaiza, rhp	Jim Mann, rhp
			Mike Young, if
07-26-00	Philadelphia	Rob Ducey, of	Darwin Cubillan, rhp
			Player to be named later
			(John Sneed, rhp, 07-31-00)
07-31-00	Tampa Bay	Steve Trachsel, rhp	Brent Abernathy, if
		Mark Guthrie, lhp	
08-04-00	Texas	Dave Martinez, of	Player to be named later
			(Pete Munro, rhp, 08-08-00)
08-06-00	Philadelphia	Mickey Morandini, if	Player to be named later
			(Rob Ducey, of, 08-07-00)
11-07-00	Chicago (AL)	Scott Eyre, lhp	Gary Glover, rhp
11-22-00	Cincinnati	Steve Parris, rhp	Clayton Andrews, lhp
			Leo Estrella, rhp
12-11-00	Baltimore	Jayson Werth, c	John Bale, lhp
12-11-00	Chicago (NL)	Cole Liniak, if	Player to be named later
01-14-01	Chicago (AL)	Mike Sirotka, lhp	David Wells, lhp
		Kevin Beirne, rhp	Matt DeWitt, rhp
		Mike Williams, rhp	
		Brian Simmons, of	
01-16-01	Florida	Player to be named later	Chad Mottola, of
		(Cash considerations)	
03-22-01	Chicago (AL)	Matt DeWitt, rhp	Mike Williams, rhp
J.P. RICCIARDI			
12-07-01	Oakland	Eric Hinske, if	Billy Koch, rhp
		Justin Miller, rhp	
12-10-01	Chicago (NL)	Felix Heredia, lhp	Alex Gonzalez, if
		Player to be named later	
		(James Deschaine, if, 12-13-01)	
12-13-01	Los Angeles	Luke Prokopec, rhp	Cesar Izturis, if
		Chad Ricketts, rhp	Paul Quantrill, rhp
01-02-02	Oakland	Tom Wilson, c	Mike Kremblas, c
01-17-02	Anaheim	Brian Cooper, rhp	Brad Fuller, if
05-15-02	Houston	Player to be named later	Pedro Borbon, lhp
		(cash considerations)	
05-26-02	Philadelphia	Cliff Politte, rhp	Dan Plesac, lhp
07-01-02	New York (AL)	Scott Wiggins, lhp	Raul Mondesi, of
11-16-02	Oakland	Cory Lidle, rhp	Mike Rouse, if
			Chris Mowday, rhp
12-15-02	Oakland/Arizona/Cincinnati	Player to be named later	Felipe Lopez, if
		(Jason Arnold, rhp, 12-16-02)	
01-07-03	Oakland	John-Ford Griffin, of	Player to be named later
07-16-03	Minnesota	Bobby Kielty, OF	Shannon Stewart, OF
			Player to be named later
			(David Gassner, lhp, 12-17-03)
11-18-03	Oakland	Ted Lilly, lhp	Bobby Kielty, of
			Player to be named later
12-14-03	Colorado/Tampa Bay	Justin Speier, rhp	Mark Hendrickson, lhp (Tampa Bay)
			Player to be named later (Colorado)
			(Sandy Nin, rhp, 12-15-03)
			Joe Kennedy, lhp (Colorado)



DATE	CLUB	OBTAINED	FOR
03-29-04	Los Angeles	Jason Frasor, rhp	Jayson Werth, of
05-12-04	Oakland	Frank Menechino, if	Future considerations
07-24-04	Boston	John Hattig, if	Terry Adams, rhp
08-06-04	Cleveland	Eric Crozier, if	Josh Phelps, if
12-02-04	Cleveland	John McDonald, if	Thomas Mastny, rhp
12-12-04	Tampa Bay	Chad Gaudin, rhp	Kevin Cash, c
01-12-05	Arizona	Shea Hillenbrand, if	Adam Peterson, rhp
07-22-05	Detroit	Player to be named later (cash considerations)	John McDonald, if
11-10-05	Detroit	John McDonald, if	Cash considerations
12-05-05	Oakland	Player to be named later (Dustin Majewski, of)	Chad Gaudin, rhp
12-07-05	Milwaukee	Lyle Overbay, if Player to be named later (Ty Taubenheim, rhp)	Dave Bush, rhp Gabe Gross, of Player to be named later (Zach Jackson, lhp) Orlando Hudson, 2B Miguel Batista, rhp Corey Koskie, if Bubbie Buzachero, rhp Shea Hillenbrand, if Vinnie Chulk, rhp Scott Schoeneweis, lhp
12-27-05	Arizona	Troy Glaus, if Sergio Santos, if	
01-06-06	Milwaukee	Brian Wolfe, rhp	
01-17-06	Cleveland	Brian Tallet, rhp	
07-22-06	San Francisco	Jeremy Accardo, rhp	
08-16-06	Cincinnati	Player to be named later (Trevor Lawhorn, if)	
08-17-06	Boston	Player to be named later	Eric Hinske, if-of
11-18-07	Oakland	Marco Scutaro, if	Graham Godfrey, if Kristian Bell, rhp Player to be named later (Justin James, rhp)
12-05-07	Cincinnati	Buck Coats, of	Troy Glaus, if Cash considerations Cash considerations Player to be named later (Robinson Diaz, c)
01-14-08	St. Louis	Scott Rolen, if	Matt Stairs, of
05-09-08	Texas	Kevin Mench, of	
06-05-09	Oakland	Kevin Mellilo, if	
08-21-08	Pittsburgh	Jose Bautista, if	
08-30-08	Philadelphia	Player to be named later (Fabio Castro, lhp)	
08-31-08	Arizona	Chad Beck, rhp	David Eckstein, if
02-10-09	San Diego	Matt Bush, rhp	Player to be named later or cash considerations Curtis Thigpen, c Scott Rolen, if
03-27-09	Oakland	Player to be named later	
07-31-09	Cincinnati	Edwin Encarnacion, if Josh Roenicke, rhp Zach Stewart, rhp	

ALEX ANTHOPOULOS

12-16-09	Philadelphia	Kyle Drabek, rhp Michael Taylor, of Travis D'Arnaud, c	Roy Halladay, rhp Cash considerations
12-16-09	Oakland	Brett Wallace, if	Michael Taylor, of
12-23-09	Seattle	Brandon Morrow, rhp	Brandon League, rhp Johermyn Chavez, of Cash considerations Cash considerations Cash considerations Dana Eveland, lhp Alex Gonzalez, if Tyler Pastornicky, if Tim Collins, lhp Brett Wallace, if Player to be named later or cash considerations Trystan Magnuson, rhp Daniel Farquhar, rhp Cash considerations Shaun Marcum, rhp Vernon Wells, of
01-9-10	Cleveland	Zach Jackson, lhp	
01-20-10	San Francisco	Merkin Valdez, rhp	
02-06-10	Oakland	Dana Eveland, lhp	
04-15-10	San Francisco	Fred Lewis, of	
06-01-10	Pittsburgh	Ronald Uviedo, rhp	
07-14-10	Atlanta	Yunel Escobar, if Jo-Jo Reyes, lhp	
07-29-10	Houston	Anthony Gose, of	
11-04-10	Colorado	Miguel Olivo, c	
11-17-10	Oakland	Rajai Davis, of	
12-03-10	Milwaukee	Carlos Villanueva, rhp	
12-06-10	Milwaukee	Brett Lawrie, if	
01-21-11	Los Angeles (AL)	Mike Napoli, c Juan Rivera, of	Mike Napoli, c Cash considerations
01-25-11	Texas	Frank Francisco, rhp	David Purcey, lhp
03-29-11	Cleveland	Jayson Nix, if	Juan Rivera, of
04-18-11	Oakland	Daniel Farquhar, rhp	Jason Frasor, rhp
07-12-11	Los Angeles (NL)	Cash considerations	Zach Stewart, rhp
07-27-11	Chicago (AL)	Edwin Jackson, rhp Mark Teahen, if/of Colby Rasmus, of Brian Tallet, lhp Trevor Miller, lhp P.J. Walter, rhp	Edwin Jackson, rhp Octavio Dotel, rhp Marc Rzepczynski, lhp Corey Patterson, of
07-27-11	St. Louis		



DATE	CLUB	OBTAINED	FOR
08-23-11	Arizona	Kelly Johnson, if	Aaron Hill, if
11-04-11	Oakland	Trystan Magnuson, rhp	cash considerations
11-26-11	Cleveland	Luis Valbuena, if	cash considerations
12-03-11	Los Angeles (AL)	Jeff Mathis, c	Brad Mills, lhp
12-06-11	Chicago (AL)	Sergio Santos, rhp	Nestor Molina, rhp
12-12-11	Philadelphia	Ben Francisco, of	Frank Gailey, lhp
01-01-12	Chicago (AL)	Jason Frasor, rhp	Daniel Webb, rhp
07-20-12	Houston	J.A. Happ, lhp	Myles Jaye, rhp
		Brandon Lyon, rhp	Francisco Cordero, rhp
		David Carpenter, rhp	Ben Francisco, of
			Carlos Perez, c
			Asher Wojciechowski, rhp
			David Rollins, lhp
			Joe Musgrove, rhp
			player to be named later
			(Kevin Comer, rhp)
07-30-12	Pittsburgh	Brad Lincoln, rhp	Travis Snider, of
07-30-12	Seattle	Steve Delabar, rhp	Eric Thames, of
08-24-12	Oakland	cash considerations	Jesse Chavez, rhp
09-21-12	Milwaukee	cash considerations	Yorvit Torrealba, c
10-21-12	Boston	Mike Aviles, if	David Carpenter, rhp
11-03-12	Cleveland	Esmil Rogers, rhp	Mike Aviles, if
			Yan Gomes, c
11-08-12	Kansas City	Jeremy Jeffress, rhp	cash considerations
11-19-12	Miami	Josh Johnson, rhp	Yunel Escobar, if
		Mark Buehrle, lhp	Jeff Mathis, c
		Jose Reyes, if	Adeiny Hechavarria, if
		Emilio Bonifacio, if/of	Henderson Alvarez, rhp
		John Buck, c	Jake Marisnick, of
			Justin Nicolino, lhp
			Anthony Desclafani, rhp
12-17-12	New York (NL)	R.A. Dickey, rhp	Noah Syndergaard, rhp
		Josh Thole, c	Travis d'Arnaud, c
		Mike Nickeas, c	John Buck, c
			Wuilmer Becerra, of
02-23-13	Philadelphia	Michael Schwimer, rhp	Art Charles, if
04-01-13	Chicago (AL)	cash considerations	Lars Anderson, if
04-22-13	Chicago (AL)	cash considerations	Casper Wells, of
08-14-13	Kansas City	player to be named later	Emilio Bonifacio, if
		or cash considerations	
12-03-13	Philadelphia	Rob Rasmussen, lhp	Brad Lincoln, rhp
		Erik Kratz, c	
12-12-13	Los Angeles (AL)	International cap space	Brian Moran, lhp
07-25-14	Oakland	cash considerations	Deck McGuire, rhp
07-28-14	Kansas City	Danny Valencia, if	Erik Kratz, c
			Liam Hendriks, rhp
08-31-14	Philadelphia	John Mayberry Jr., if/of	Gustavo Pierre, if
10-30-14	Kansas City	Liam Hendriks, rhp	Santiago Nesso, c
11-01-14	Milwaukee	Marco Estrada, rhp	Adam Lind, if
11-12-14	Detroit	Devon Travis, if	Anthony Gose, of
11-28-14	Oakland	Josh Donaldson, if	Brett Lawrie, if
			Sean Nolin, lhp
			Kendall Graveman, rhp
			Franklin Barreto, if
12-03-14	Seattle	Michael Saunders, of	J.A. Happ, lhp
02-04-15	Colorado	Jayson Aquino, lhp	Tyler Ybarra, lhp
05-03-15	Los Angeles (NL)	cash considerations	Andy Wilkens, if
05-04-15	Los Angeles (NL)	cash considerations	Matt West, rhp
05-10-15	Pittsburgh	cash considerations	Jayson Aquino, lhp
05-15-15	Houston	Ronald Torreyes, if	cash or player to be named later
06-12-15	Los Angeles (NL)	cash considerations	Ronald Torreyes, if
07-28-15	Colorado	Troy Tulowitzki, if	Jose Reyes, if
		LaTroy Hawkins, rhp	Miguel Castro, rhp
			Jeff Hoffman, rhp
			Jesus Tinoco, rhp
07-30-15	Detroit	David Price, lhp	Daniel Norris, lhp
			Matt Boyd, lhp
			Jairo Labourt, lhp
07-31-15	Oakland	cash considerations	Felix Doubront, lhp
07-31-15	Seattle	Mark Lowe, rhp	Nick Wells, lhp
			Rob Rasmussen, lhp
			Jacob Brentz, lhp
07-31-15	Philadelphia	Ben Revere, of	Alberto Tirado, rhp
			Jimmy Cordero, rhp
08-08-15	Arizona	Cliff Pennington, if	Dawel Lugo, if
09-13-15	Los Angeles (NL)	Darwin Barney, if	player to be named later
			(Jack Murphy, c)



DATE	CLUB	OBTAINED	FOR
TONY LACAVAL			
11-20-15	Oakland	Jesse Chavez, rhp	Liam Hendriks, rhp
ROSS ATKINS			
01-05-16	Oakland	Arnold Leon, rhp	cash or player to be named later
01-08-16	Washington	Drew Storen, rhp	Ben Revere, of
02-02-16	New York (NL)	Darrell Ceciliani, of	cash considerations
05-31-16	Atlanta	Jason Grilli, rhp	Sean Ratcliffe, rhp
06-01-16	Philadelphia	cash considerations	
07-26-16	San Diego	cash or player to be named later	Jimmy Paredes, if
		Melvin Upton, of	Hansel Rodriguez, rhp
		cash considerations	
07-26-16	Seattle	Joaquin Benoit, rhp	Drew Storen, rhp
08-01-16	Pittsburgh	Francisco Liriano, lhp	Drew Hutchison, rhp
		Reese McGuire, c	
		Harold Ramirez, of	
08-01-16	Houston	Scott Feldman, rhp	Gaudalupe Chavez, rhp
08-01-16	Los Angeles (NL)	Mike Bolsinger, rhp	Jesse Chavez, rhp
		cash considerations	Colton Turner, lhp
08-26-16	Chicago (AL)	Dioner Navarro, c	Brady Dragmire, rhp
10-05-16	Pittsburgh	cash considerations	Juan Graterol, c
04-18-17	Los Angeles (AL)	future considerations	Ty Kelly, if
04-22-17	Philadelphia	cash considerations	cash considerations
05-06-17	Texas	Patrick Cantwell, c	Lane Thomas, of
07-02-17	St. Louis	future considerations	Jason Grilli, rhp
07-02-17	Texas	Eduard Pinto, of	cash considerations
			player to be named later
07-03-17	Chicago (NL)	Miguel Montero, c	Jonathan Diaz, if
07-05-17	New York (AL)	future considerations	Ryan McBroom, if
07-23-17	New York (AL)	Rob Refsnyder, if	cash considerations
07-24-17	Minnesota	Nick Tepezsch, rhp	Francisco Liriano, lhp
07-31-17	Houston	Norichika Aoki, of	
		Teoscar Hernandez, of	
07-31-17	Cleveland	Thomas Pannone, lhp	Joe Smith, rhp
		Samad Taylor, if	
08-19-17	Miami	Tom Koehler, rhp and cash	Osman Gutierrez, rhp
12-01-17	St. Louis	Aledmys Diaz, if	J.B. Woodman, of
01-06-18	San Diego	Yangervis Solarte, if	Jared Carkuff, rhp
			Edward Olivares, of
01-19-18	St. Louis	Randal Grichuk, of	Conner Greene, rhp
			Dominic Leone, rhp
03-21-18	Kansas City	Sam Gaviglio, rhp	player to be named later
04-21-18	Cleveland	cash considerations	Jon Berti, if
05-09-18	Cleveland	Gio Urshela, if	player to be named later
			(Jon Berti, if)
06-28-18	Boston	Santiago Espinal, if	Steve Pearce, if/of
			cash considerations
07-26-18	New York (AL)	Brandon Drury, if	J.A. Happ, lhp
		Billy McKinney, of	
07-26-18	Colorado	Chad Spanberger, if	Seunghwan Oh, rhp
		Forrest Wall, if	
07-30-18	Houston	Ken Giles, rhp	Roberto Osuna, rhp
		David Paulino, rhp	
		Hector Perez, rhp	
07-31-18	Philadelphia	Jacob Waguespack, rhp	Aaron Loup, lhp
07-31-18	Los Angeles (NL)	Corey Copping, rhp	John Axford, rhp
08-04-18	New York (AL)	future considerations	Gio Urshela, if
08-09-18	Detroit	cash considerations	Nick Tepezsch, rhp
08-14-18	Colorado	Bryan Baker, rhp	future considerations
08-31-18	Milwaukee	Demi Orimoloye, of	Curtis Granderson, of
08-31-18	Cleveland	player to be named later	Josh Donaldson, if
		(Julian Merryweather, rhp)	
11-17-18	Houston	Trent Thornton, rhp	Aledmys Diaz, if
12-30-18	San Diego	Clayton Richard, lhp	Connor Panas, of
01-04-19	Tampa Bay	cash considerations	Oliver Drake, rhp
01-11-19	Los Angeles (NL)	Andrew Sopko, rhp	Russell Martin, c
		Ronny Brito, ss	cash considerations
03-08-19	Baltimore	future considerations	Dwight Smith Jr., of
03-17-19	Kansas City	Jason Adam, rhp	cash considerations
03-26-19	Cincinnati	Jordan Patterson, of	cash considerations
03-27-19	Oakland	Jesus Lopez, if	Kendrys Morales, if
		future considerations	cash considerations
04-02-19	San Francisco	Juan De Paula, rhp	Kevin Pillar, of
		Alen Hanson, if	
		Derek Law, rhp	
04-02-19	San Diego	Socrates Brito, of	Rodrigo Orozco, of

DATE	CLUB	OBTAINED	FOR
05-10-19	Pittsburgh	Patrick Kivlehan, of	cash considerations
05-11-19	Oakland	Edwin Jackson, rhp	cash considerations
06-13-19	Pittsburgh	Nick Kingham, rhp	cash considerations
07-17-19	New York (NL)	Wilmer Font, rhp	cash considerations
07-17-19	Baltimore	Yeltsin Gudino, if	cash considerations
07-28-19	Tampa Bay	two players to be named later (Edisson Gonzalez, rhp) (Curtis Taylor, rhp)	Eric Sogard, if
07-28-19	New York (NL)	Anthony Kay, lhp Simeon Woods Richardson, rhp	Marcus Stroman, rhp
07-30-19	Chicago (NL)	Thomas Hatch, rhp	David Phelps, rhp
07-31-19	Houston	Derek Fisher, of	Joe Biagini, rhp Aaron Sanchez, rhp Cal Stevenson, of
07-31-19	Washington	Kyle Johnston, rhp	Daniel Hudson, rhp
11-04-19	Milwaukee	Chase Anderson, rhp	Chad Spanberger, if
11-25-19	Cincinnati	cash considerations	Justin Shafer, rhp
08-24-20	Seattle	Daniel Vogelbach, if	cash considerations
08-27-20	Seattle	Taijuan Walker, rhp	player to be named later (Alberto Rodriguez, of)
08-31-20	Arizona	Robbie Ray, lhp	Travis Bergen, lhp
08-31-20	Miami	Jonathan Villar, if	player to be named later (Griffin Conine, of)
08-31-20	Los Angeles (NL)	Ross Stripling, rhp	two players to be named later (Kendall Williams, rhp; Ryan Noda, of)
09-15-20	Cincinnati	Justin Miller, rhp	international cap space
01-22-21	Cincinnati	player to be named later (Darlin Guzman, of)	Hector Perez, rhp
01-27-21	New York (NL)	Steven Matz, lhp	Yennys Diaz, rhp Sean Reid-Foley, rhp Josh Winckowski, rhp
02-15-21	Milwaukee	player to be named later (Paxton Schultz, rhp)	Derek Fisher, of
02-28-21	Arizona	Travis Bergen, lhp	cash considerations
03-31-21	Los Angeles (AL)	Juan Graterol, c	cash considerations
04-22-21	Arizona	Jeremy Beasley, rhp	cash considerations
06-04-21	Atlanta	cash considerations	Ty Tice, rhp
06-19-21	New York (NL)	Jacob Barnes, rhp	Troy Miller, rhp
06-29-21	Miami	Adam Cimber, rhp Corey Dickerson, of cash considerations	Joe Panik, if Andrew McInwale, rhp
07-06-21	Milwaukee	Trevor Richards, rhp Bowden Francis, rhp	Rowdy Tellez, if
07-21-21	Kansas City	cash considerations	Joel Payamps, rhp
07-29-21	Washington	Brad Hand, lhp	Riley Adams, c
07-30-21	Minnesota	José Berrios, rhp	Austin Martin, if Simeon Woods Richardson, rhp
07-30-21	Arizona	Joakim Soria, rhp	two players to be named later (Yaifer Perdomo, lhp; J.J. D'Orazio, c)
08-02-21	Milwaukee	cash considerations	John Axford, rhp
08-03-21	New York (AL)	Kellin Deglan, c	cash considerations
08-14-21	Cincinnati	Mallex Smith, of	cash considerations
03-16-22	Oakland	Matt Chapman, 3b	Gunnar Hoglund, rhp Zach Logue, lhp Kevin Smith, inf Kirby Snead, lhp



FREE AGENCY FOR PLAYERS ON THE 40-MAN ROSTER

1978	Luis Gomez	from ATLANTA BRAVES	2005	Billy Koch	from FLORIDA MARLINS
1984	Dennis Lamp	from CHICAGO WHITE SOX		Scott Schoeneweis	from CHICAGO WHITE SOX
1985	Gary Allenson	from BOSTON RED SOX		B.J. Ryan	from BALTIMORE ORIOLES
1989	Bob Brenly	from SAN FRANCISCO GIANTS		A.J. Burnett	from FLORIDA MARLINS
	Tom Lawless	from ST. LOUIS CARDINALS		Benjie Molina	from LOS ANGELES ANGELS
1991	Ken Dayley	from ST. LOUIS CARDINALS	2006	Jean Machi	from TAMPA BAY DEVIL RAYS
1991	Pat Tabler	from NEW YORK METS		Matt Roney	from OAKLAND ATHLETICS
1992	Jack Morris	from MINNESOTA TWINS		Frank Thomas	from OAKLAND ATHLETICS
	Dave Winfield	from CALIFORNIA ANGELS		Royce Clayton	from WASHINGTON NATIONALS
	Alfredo Griffin	from LOS ANGELES DODGERS		John Thomson	from ATLANTA BRAVES
	Kent Anderson	from CALIFORNIA ANGELS	2007	Tomo Ohka	from MILWAUKEE BREWERS
	Eric Plunk	from NEW YORK YANKEES		David Eckstein	from ST. LOUIS CARDINALS
1993	Dick Schofield	from CALIFORNIA ANGELS		Rod Barajas	from PHILADELPHIA PHILLIES
	Dave Stewart	from OAKLAND ATHLETICS	2009	Alex Gonzalez	from BOSTON RED SOX
	Paul Molitor	from MILWAUKEE BREWERS		John Buck	from KANSAS CITY ROYALS
	Darnell Coles	from CINCINNATI REDS		Kevin Gregg	from CHICAGO CUBS
	Danny Cox	from PITTSBURGH PIRATES	2010	Jose Molina	from NEW YORK YANKEES
	Tony Castillo	from NEW YORK METS		Nick Green	from LOS ANGELES DODGERS
1994	Greg Cadaret	from KANSAS CITY ROYALS	2011	Octavio Dotel	from COLORADO ROCKIES
1995	Danny Darwin	from BOSTON RED SOX		Jon Rauch	from MINNESOTA TWINS
	Candy Maldonado	from TEXAS RANGERS	2012	Darren Oliver	from TEXAS RANGERS
1996	Erik Hanson	from BOSTON RED SOX		Francisco Cordero	from CINCINNATI REDS
	Otis Nixon	from TEXAS RANGERS		Rick Vandunurk	from BALTIMORE ORIOLES
	Charlie O'Brien	from ATLANTA BRAVES	2013	Maicer Izturis	from LOS ANGELES ANGELS
	Ruben Amaro	from CLEVELAND INDIANS		Melky Cabrera	from SAN FRANCISCO GIANTS
	Brian Bohanon	from DETROIT TIGERS		Henry Blanco	from ARIZONA DIAMONDBACKS
	Rich Rowland	from BOSTON RED SOX		Mark DeRosa	from WASHINGTON NATIONALS
	Juan Samuel	from KANSAS CITY ROYALS		Chien-Ming Wang	from NEW YORK YANKEES
	Frank Viola	from CINCINNATI REDS	2014	Dioner Navarro	from CHICAGO CUBS
1997	Benito Santiago	from PHILADELPHIA PHILLIES	2015	Russell Martin	from PITTSBURGH PIRATES
	Roger Clemens	from BOSTON RED SOX		Justin Smoak	from SEATTLE MARINERS
	Darrell Whitmore	from CHIBA LOTTE MARINES	2016	J.A. Happ	from PITTSBURGH PIRATES
	Mike Aldrete	from NEW YORK YANKEES		Gavin Floyd	from CLEVELAND INDIANS
1998	Darrin Fletcher	from MONTREAL EXPOS		Kendrys Morales	from KANSAS CITY ROYALS
	Randy Myers	from BALTIMORE ORIOLES		Steve Pearce	from BALTIMORE ORIOLES
	Pat Kelly	from NEW YORK YANKEES	2017	Jose Bautista	from TORONTO BLUE JAYS
	Craig Grebeck	from ANAHEIM ANGELS		J.P. Howell	from LOS ANGELES ANGELS
	Mike Stanley	from NEW YORK YANKEES	2018	Curtis Granderson	from LOS ANGELES DODGERS
	Tony Fernandez	from CLEVELAND INDIANS		Jaime Garcia	from NEW YORK YANKEES
	Phil Plantier	from ST. LOUIS CARDINALS		Seungwhan Oh	from ST. LOUIS CARDINALS
	Jose Canseco	from OAKLAND ATHLETICS		Mike Hauschild	from TEXAS RANGERS
1999	Joey Cora	from CLEVELAND INDIANS	2019	Matt Shoemaker	from LOS ANGELES ANGELS
	Mike Matheny	from MILWAUKEE BREWERS		Clay Buchholz	from ARIZONA DIAMONDBACKS
	Willie Greene	from BALTIMORE ORIOLES		Daniel Hudson	from LOS ANGELES DODGERS
	Cecil Fielder	from CLEVELAND INDIANS			
	Mark Dalesandro	from CHICAGO CUBS	2020	Tanner Roark	from OAKLAND ATHLETICS
	Geronimo Berroa	from DETROIT TIGERS		Hyun Jin Ryu	from LOS ANGELES DODGERS
2000	Frank Castillo	from PITTSBURGH PIRATES		Travis Shaw	from MILWAUKEE BREWERS
2001	Jason Dickson	from ANAHEIM ANGELS	2021	Tyler Chatwood	from CHICAGO CUBS
	Jeff Frye	from COLORADO ROCKIES		George Springer	from HOUSTON ASTROS
	Trenidad Hubbard	from BALTIMORE ORIOLES		Robbie Ray	from TORONTO BLUE JAYS
	Dan Plesac	from ARIZONA DIAMONDBACKS		Marcus Semien	from OAKLAND ATHLETICS
	Ryan Thompson	from NEW YORK YANKEES		Kirby Yates	from SAN DIEGO PADRES
	Marty Cordova	from BOSTON RED SOX	2022	Yimi Garcia	from HOUSTON ASTROS
2002	Dave Berg	from FLORIDA MARLINS		Kevin Gausman	from SAN FRANCISCO GIANTS
2003	Mike Bordick	from BALTIMORE ORIOLES		Yusei Kikuchi	from SEATTLE MARINERS
	Frank Catalanotto	from TEXAS RANGERS		Andrew Vasquez	from LOS ANGELES DODGERS
	Doug Creek	from SEATTLE MARINERS			
	Greg Myers	from OAKLAND ATHLETICS			
	Tanyon Sturtze	from TAMPA BAY DEVIL RAYS			
	Jeff Tam	from OAKLAND ATHLETICS			
2004	Miguel Batista	from ARIZONA DIAMONDBACKS			
	V. DeLosSantos	from PHILADELPHIA PHILLIES			
	Pat Hentgen	from BALTIMORE ORIOLES			
	Kerry Ligtenberg	from BALTIMORE ORIOLES			
	Chris Gomez	from MINNESOTA TWINS			
	Terry Adams	from PHILADELPHIA PHILLIES			
	Corey Koskie	from MINNESOTA TWINS			

BIOGRAPHIES

LAST SEASON

HISTORY

RECORDS

OPPONENTS

PLAYER DEV.

MEDIA & MISC.



TORONTO SELECTIONS:

Year	Player	Original Club	Status with Toronto
1977	Willie Upshaw (1B) Andy Dyes (OF)	AAA-Syracuse, (NYY) AAA-Denver, (MTL)	Played nine seasons in Toronto Spent one season in Toronto organization
1978	Ted Wilborn (OF) Bob Davis (C)	AAA-Tacoma, (NYY) AAA-Hawaii, (SD)	Spent one season in Toronto organization Played two seasons in Toronto
1979	Mike Macha (F)	AAA-Richmond, (ATL)	Played one season in Toronto
1980	George Bell (OF) Dan Whitmer (C)	AAA-Okl. City, (PHI) AAA-Salt Lake, (CAL)	Played nine seasons in Toronto Played three seasons in Toronto
1981	Jim Gott (RHP) Anthony Johnson (OF)	AAA-Springfield, (STL) AAA-Denver, (MTL)	Played three seasons in Toronto Played one season in Toronto
1982	Jim Acker (RHP) Mercedes Esquer (LHP)	AAA-Richmond, (ATL) AAA-Portland, (PIT)	In 2 stints, played 7 seasons for Toronto Remained in the Toronto organization
1983	Kelly Gruber (F) Terry Cormack (C)	AAA-Charleston, (CLE) AAA-Richmond, (ATL)	Played nine seasons in Toronto Returned to Atlanta on March 25, 1984
1984	Manuel Lee (IF) Louis Thornton (OF)	AAA-Tuscon, (HOU) AAA-Tidewater, (NYM)	Played eight seasons in Toronto Played three seasons in Toronto
1985	Jose DeJesus (RHP)	AAA-Omaha, (KC)	Returned to Kansas City on April 3, 1986
1986	Jose Nunez (RHP)	AAA-Omaha, (KC)	Played three seasons in Toronto
1990	Ricky Rhodes (RHP)	AAA-Columbus, (NYY)	Returned to New York on March 29, 1991
1992	Billy Taylor (RHP)	AAA-Richmond, (ATL)	Returned to Atlanta on April 1, 1993
1995	Carey Paige (RHP)	AA-Greenville, (ATL)	Remained in Toronto organization for two seasons
1997	Luis Saturria (OF)	A-Peoria, (STL)	Returned to St. Louis on March 20, 1998
1999	Dewayne Wise (OF)	A-Rockford, (CIN)	Played three seasons in Toronto
2001	Corey Thurman (RHP)	AAA-Omaha, (KC)	Played two seasons in Toronto
2002	Jason Dubois (OF) Aquilino Lopez (RHP)	A-Daytona, (CHC) AAA-Tacoma, (SEA)	Returned to Chicago on March 15, 2003 Played two seasons in Toronto
2003	Gary Majewski (RHP)	AA-Birmingham, (CWS)	Returned to Chicago March 17, 2003
2006	Talley Haines (RHP) Jason Smith (IF)	AAA-Durham (TB) AAA-Iowa (CHC)	Remained in Toronto organization, played for one season Remained with the club until May 15, 2007
2007	Randy Wells (RHP)	AAA-Iowa (CHC)	Returned to Chicago on April 16, 2008
2009	Zech Zinicola (RHP)	AAA-Syracuse (WSH)	Returned to Washington on March 18, 2010
2013	Brian Moran (LHP)	AAA-Tacoma (SEA)	Traded to the Los Angeles Angels on Dec. 12, 2013
2015	Joe Biagini (RHP)	AA-Richmond (SF)	Remained with the club until July 31, 2019
2016	Glenn Sparkman (RHP)	AAA-Omaha (KC)	Returned to Kansas City on July 8, 2017
2018	Elvis Luciano (RHP)	AAA-Omaha (KC)	Remains with the organization

CALL IT A DRAW

The Blue Jays have played three tie games in their history. The first one was on May 13, 1984 at Cleveland. With one out in the top of the 8th inning, the rains came and play could not resume with the score tied at 4-4. The game had to be completely replayed as part of a TWDH on August 15. The second occurrence was in Cleveland on August 26, 1986. Play was halted after nine innings due to rain with the scored tied at 6-6. The game was completely replayed as part of an August 27 TWDH. The third time was on April 26, 1998 after six innings. The Blue Jays and White Sox were tied at 5-5 when the rains came and cancelled the game in Chicago. The game was completely replayed on July 15 as part of a TWDH. Though the games were rained out, the statistics from the games were entered into the books.



SELECTED FROM TORONTO:

Year	Player	Team	Status after draft
1981	Ramon Lora (C)	by Los Angeles	Returned to Toronto March 31, 1982
	Domingo Ramos (IF)	by Seattle	Played five seasons with Seattle
1983	Dave Geisel (LHP)	by Seattle	Played two seasons with Seattle
1984	Mike Morgan (RHP)	by Seattle	Played two seasons with Seattle
1986	Cliff Young (LHP)	by Oakland	Returned to Toronto April 6, 1987
	Stan Clarke (LHP)	by Seattle	Played one season with Seattle
1987	Joe Johnson (RHP)	by California	Played in California farm system
	Santiago Garcia (IF)	by Chicago (AL)	Played in Chicago farm system
1988	Colin McLaughlin (RHP)	by Seattle	Played in Seattle farm system
	Chris Jones (RHP)	by Los Angeles	Returned to Toronto March 31, 1989
	Geronimo Berroa (OF)	by Atlanta	Played two seasons with Atlanta
	Matt Stark (C)	by Atlanta	Returned to Toronto March 27, 1989
	Eric Yelding (IF)	by Chicago (NL)	Claimed on waivers by Houston April 3, 1989
1989	Steve Wapnick (RHP)	by Detroit	Returned to Toronto May 1, 1990
	Sil Campusano (OF)	by Philadelphia	Played one season with Philadelphia
	Xavier Hernandez (RHP)	by Houston	Played four seasons with Houston
1991	Jesse Cross (RHP)	by Minnesota	Returned to Toronto April 3, 1992
1992	Graeme Lloyd (LHP)	by Philadelphia	Acquired by Milwaukee for P John Trisler
1993	Tim Hyers (IF)	by San Diego	Played two seasons with San Diego
1994	Todd Steverson (OF)	by Detroit	Played with Detroit in 1995
	Freddy Garcia (3B)	by Pittsburgh	Played with Pittsburgh in 1995
1996	Mike Johnson (RHP)	by San Francisco	Traded to Baltimore
	Tom Davey (RHP)	by Baltimore	Returned to Toronto
1999	Brian Smith (RHP)	by Pittsburgh	Non-tendered, signed by Pittsburgh
	Jim Mann (RHP)	by New York (NL)	Spent one season in New York organization
2000	Jay Gibbons (1B)	by Baltimore	Played seven years in Baltimore
	Rendy Espina (LHP)	by Anaheim	Returned to Toronto
2002	Matt Ford (LHP)	by Milwaukee	Played one season in Milwaukee
2004	Tyrell Godwin (OF)	by Washington	Played one season in Washington
2005	Jamie Vermilyea (RHP)	by Boston	Returned to Toronto
	Steve Andrade (RHP)	by Tampa Bay	Played one season with both San Diego and Kansas City
2006	Francisco Mateo (LHP)	by Cincinnati	Released by the Reds on Aug. 9, 2007
2008	Ryan Klosterman (SS)	by Florida	Played full season in Florida organization
	Anthony Hatch (IF)	by Los Angeles (NL)	Played full season in Los Angeles Dodgers organization
2010	Brad Emaus (IF)	by New York (NL)	Played with Mets, returned to Toronto on April 21, 2011
2012	Mark Sobolewski (IF)	by Minnesota	Played in two levels at minor league level
2013	Evan Crawford (LHP)	by Chicago (AL)	Played in the White Sox farm system
2018	Jordan Romano (RHP)	by Chicago (AL)	Returned to Toronto March 23, 2019
	Travis Bergen (LHP)	by San Francisco	Returned to Toronto Aug. 21, 2019
2019	Dany Jiménez (RHP)	by San Francisco	Returned to Toronto Aug. 2, 2020
2020	Dany Jiménez (RHP)	by Oakland	

OPENING UP

Toronto's 16-inning contest at Cleveland to begin the 2012 season was the longest Opening Day game in Major League history. The Blue Jays won, 7-4, in 16 innings after J.P. Arencibia broke the tie with a three-run home run.

In fact, the Blue Jays started the 2012 season with consecutive extra-inning games for the first time in franchise history. It marked the 5th time in MLB history that a team started 2-0 with two extra-innings wins on the road, the others being the 1908 St. Louis Browns, 1910 Cleveland Naps, 1935 Cleveland Indians and 2007 Atlanta Braves.



THE ORIGINAL BLUE JAYS

AMERICAN LEAGUE EXPANSION DRAFT SELECTIONS

NOVEMBER 5, 1976

1. Bob Bailor, if-of, Baltimore
2. Jerry Garvin, lhp, Minnesota
3. Jim Clancy, rhp, Texas
4. Gary Woods, of, Oakland
5. Rico Carty, if-dh, Cleveland
6. Butch Edge, rhp, Milwaukee
7. Al Fitzmorris, rhp, Kansas City
8. Al Woods, of, Minnesota
9. Mike Darr, rhp, Baltimore
10. Pete Vuckovich, rhp, Chicago
11. Jeff Byrd, rhp, Texas
12. Steve Bowling, of, Milwaukee
13. Dennis DeBarr, lhp, Detroit
14. Bill Singer, rhp, Minnesota
15. Jim Mason, if, New York
16. Doug Ault, if, Texas
17. Ernie Whitt, c, Boston
18. Mike Weathers, if, Oakland
19. Steve Staggs, if, Kansas City
20. Steve Hargan, rhp, Texas
21. Garth Iorg, if, New York
22. Dave Lemanczyk, rhp, Detroit
23. Larry Anderson, rhp, Milwaukee
24. Jesse Jefferson, rhp, Chicago
25. Dave McKay, if, Minnesota
26. Tom Bruno, rhp, Kansas City
27. Otto Velez, of, New York
28. Mike Willis, lhp, Baltimore
29. Sam Ewing, of, Chicago
30. Leon Hooten, rhp, Oakland


PLAYERS WITH MOST SEASONS AS A BLUE JAY

(MINIMUM OF 10 SEASONS)

Seasons	Player	Years
15	Dave Stieb	1979-1992; 1998
12	Jim Clancy	1977-1988
12	Tony Fernandez	1983-1990; 1993; 1998-1999; 2001
12	Ernie Whitt	1977-1978; 1980-1989
12	Carlos Delgado	1993-2004
12	Roy Halladay	1998-2009
12	Vernon Wells	1999-2010
11	Rance Mulliniks	1982-1992
10	Lloyd Moseby	1980-1990
10	Pat Hentgen	1991-1999; 2004
10	Shannon Stewart	1995-2003, 2008
10	Jose Bautista	2008-2017



AWARDS



NATIONAL BASEBALL HALL OF FAME



Roberto Alomar

SECOND BASEMAN

On July 24, 2011, Roberto Alomar was enshrined to the Baseball Hall of Fame. The second basemen was just the third Puerto Rican inductee, and the first Hall of Famer to be inducted as a member of the Toronto Blue Jays.

In five seasons with the Blue Jays from 1991 through 1995, Alomar displayed sparkling defense while winning five straight Gold Gloves. He was part of both World Series clubs, batting .373 across his 29 playoff games as a Blue Jay.

Alomar never hit less than .295 while with Toronto and finished third in the American League behind teammates John Olerud and Paul Molitor with a .326 average in 1993. His five-year mark of .307 gives him the highest lifetime average of any player in Blue Jays history.

Over the course of his 17-year Major League career, Alomar hit .300 with a .371 on-base percentage. He totaled 2,724 hits, 1,508 runs, 504 doubles, 80 triples, 210 home runs, 474 stolen bases, and 1,134 RBI.



Tom Cheek

BLUE JAYS RADIO BROADCASTER

On July 27, 2013, Tom Cheek was inducted into the National Baseball Hall of Fame as the 2013 recipient of the Ford C. Frick Award. This award is presented annually for excellence in broadcasting by the National Baseball Hall of Fame and Museum.

Cheek, who passed away on October 9, 2005, called the first 4,306 regular-season and 41 postseason games in Toronto Blue Jays history, including the club's two World Series victories, from Toronto's first contest until June 2, 2004. His wife, Shirley Cheek, was on hand with her family to accept the 2013 Ford C. Frick award for broadcasting excellence on behalf of her husband.

"Tom Cheek was the voice of summer for generations of baseball fans in Canada and beyond," said Hall of Fame President Jeff Idelson. "He helped a nation understand the elements of the game and swoon for the summer excitement that the expansion franchise brought a hockey-crazed nation starting in the late 1970s. He then authored the vocal narrative of a team that evolved into one of the most consistent clubs of the 1980s and 1990s. We are thrilled to celebrate Tom's legacy with baseball broadcasting's highest honour."

His call of Joe Carter's World Series-winning home run in Game 6 of the 1993 Fall Classic – "Touch 'em all, Joe! You'll never hit a bigger home run in your life." – quickly became embedded in the hearts of Blue Jays fans around the globe.





Roy Halladay

PITCHER

Eight-time All-Star Roy Halladay had his number raised to the rafters in a pregame Opening Day ceremony on March 29, 2018.

Doc's wife, Brandy, and two sons, Braden and Ryan, took the field with former Blue Jays players, Pat Hentgen, Chris Carpenter, Paul Quantrill, Scott Rolen, Jose Cruz Jr., Jason Fraser, Paul Spoljaric and Cito Gaston for the ceremony.

Halladay, who passed away in a plane crash on November 7, 2017, had his number 32 displayed as a commemorative patch on the left sleeve of all Blue Jays uniforms throughout the 2018 season.

"Through Roy's values, pride, work ethic, and perseverance, he epitomized what it means to be a Blue Jay. And while his legacy is clear, it goes far beyond the number on his back or his on-field accomplishments, serving as a shining example of how to live a meaningful life and positively impact others."

Mark Shapiro
President & CEO,
Toronto Blue Jays



LEVEL OF EXCELLENCE

The Level of Excellence is an award bestowed by the Toronto Blue Jays Baseball Club, recognizing tremendous individual achievement. The names and, in some cases, uniform numbers of each of the honourees are displayed on the facing of 500 Level in Rogers Centre. The recipients of this prestigious award are as follows: **PAUL BEESTON** (April 4, 2008), **GEORGE BELL** (April 9, 1996), **JOE CARTER** (July 30, 1999), **TOM CHEEK** (August 29, 2004), **CARLOS DELGADO** (July 21, 2013), **TONY FERNANDEZ** (September 23, 2001), **CITO GASTON** (July 30, 1999), **PAT GILLICK** (August 7, 2002), **ROY HALLADAY** (March 29, 2018), and **DAVE STIEB** (April 9, 1996).



Paul Beeston

CHIEF EXECUTIVE OFFICER

PAUL BEESTON, a Welland, ON, native, is one of the Toronto Blue Jays founding fathers. He was the first employee of the Toronto Blue Jays, joining the club on May 10, 1976, only a month and a half after the granting of the Franchise. He became Vice-President of Business Operations in 1977, Executive Vice-President, Business in 1984, President and Chief Operating Officer in 1989 and Chief Executive Officer in 1991. His hard work and dedication have been recognized by many and in 1988, was named a Member of the Order of Canada. He was elected to the Board of Directors of the Baseball Hall of Fame in 1998 and was inducted into the Canadian Baseball Hall of Fame in 2002. From 1997 until 2002, Paul was President & COO of Major League Baseball in New York City. He then returned to Toronto in 2002 and served on the board of a number of philanthropic endeavours. On October 14, 2008, he was appointed CEO of the Toronto Blue Jays on an interim basis, responsible for the day-to-day operations of the baseball club and Rogers Centre. On October 27, 2009, he had the interim tag lifted and was appointed CEO of the Toronto Blue Jays and Rogers Centre. Following the 2015 season, Paul retired as Mark Shapiro replaced him as President & CEO of the Toronto Blue Jays and Rogers Centre.



George Bell

OUTFIELDER

GEORGE BELL spent nine seasons with Toronto and ranks 3rd in club history in total bases (2,201), RBI (740) and extra base hits (471). He is one of six players in the Club's history to have hit at least 200 home runs as a Blue Jay, ranking 6th with 202. In 1987, he was named the American League MVP, the first Blue Jay in club history to achieve the honour. That season he batted .308 with 47 home runs and 134 RBI. Made his first of two All-Star appearances in 1987 when he became the first Blue Jay ever voted to the starting lineup. During his nine seasons, was a four-time club MVP, the Sporting News AL and Major League Player of the Year in 1987, a three-time Sporting News Silver Slugger, a two-time Sporting News All-Star team selection and the American League Player of the Week eight times. He also set a Major League record, hitting three home runs in an Opening Day game on April 4, 1988 at Kansas City.



Joe Carter

OUTFIELDER

JOE CARTER ranks 5th in club history with 203 home runs but will forever be remembered for just one, the 9th-inning blast on October 23 to win the 1993 World Series. In 1,039 games from 1991 to 1997 with Toronto, he hit .257 with 578 runs scored, 218 doubles, 28 triples, 203 home runs, 736 RBI and 78 stolen bases. During his seven seasons he represented Toronto in five All-Star games including 1991 in Toronto, his first season with the Blue Jays after he was acquired from San Diego along with Roberto Alomar on December 5, 1990 in exchange for Tony Fernandez and Fred McGriff. Along with his tremendous on-field accomplishments, Joe and his wife were active off the field as the Diana & Joe Carter Foundation operated the "Jumpin' with Joe" program which provided needy children throughout the Toronto area with a day at Teen-Ranch, Christian Youth Camp and tickets for a Toronto Blue Jays game where Joe would speak to all of the children. He worked with many other charities including Ronald McDonald House and also hosted an annual charity golf tournament. In his 16-year Major League career, Carter hit .259 with 432 doubles, 396 homers and 1,445 RBI while playing for the Chicago Cubs (1983), Cleveland Indians (1984-1989), San Diego Padres (1990), Toronto Blue Jays (1991-1997), Baltimore Orioles (1998) and the San Francisco Giants (1999).





Tom Cheek

BROADCASTER

TOM CHEEK, who called the first 4,306 regular-season and 41 postseason games in Toronto Blue Jays history, was selected as the 2013 recipient of the Ford C. Frick Award, presented annually for excellence in broadcasting by the National Baseball Hall of Fame and Museum. Cheek, who passed away after a lengthy and brave battle with brain cancer on Oct. 9, 2005, was honoured as part of Hall of Fame Weekend 2013, July 26-29 in Cooperstown, N.Y. He stood as the radio voice of the Blue Jays and, as one fan wrote, the "soundtrack of summer in Toronto" since the club's inception through 2004. He broadcast 4,306 consecutive regular season games (and 41 postseason contests) from 1977 through the midway point of the 2004 season when he was called away from the booth first by the sudden passing of his father and later by his own personal health problems. The banner in the Level of Excellence bearing his name, first unveiled in formal ceremonies held on August 29, 2004, is adorned with the number 4,306. That pays tribute to his longevity as the iron-man of baseball broadcasting. A veteran of the radio industry, he first joined the Blue Jays prior to the club's inaugural season after spending three seasons working on Montreal Expos broadcasts. Tom had been calling the balls, strikes and home runs starting with Doug Ault's big blasts on Opening Day in 1977. His call of Joe Carter's dramatic home run to win the 1993 World Series - "Touch 'em all, Joe! You'll never hit a bigger home run in your life." stands as one of the most memorable and famous moments in Canadian sports broadcasting history.



Carlos Delgado

FIRST BASEMAN

CARLOS DELGADO made his debut in 1993 and would remain with the club for 12 seasons, finishing as the franchise leader in home runs (336), RBI (1,058), walks (827), slugging percentage (.556), OPS (.949), runs (889), total bases (2,786), doubles (343), extra base hits (690), times on base (2,362), hit-by-pitch (122), intentional walks (128) and at-bats per home run (14.9). The two-time All-Star (2000 and 2003) holds several Blue Jays single-season and career records. He won the Hank Aaron Award and Sporting News Player of the Year Award in 2000 and the Silver Slugger Award in 1999, 2000, and 2003. The first baseman finished his 17-year career with 473 home runs and 1,512 RBI across 2,035 games.



Tony Fernandez

SHORTSTOP

TONY FERNANDEZ is the franchise leader in games (1,450), hits (1,583), triples (72), and ranks 3rd in doubles (291), 3rd in AVG (.297), 4th in stolen bases (172), 5th in runs (704), 5th in total bases (2,198), and 6th in walks (439). He had four separate stints with the Blue Jays totalling 12 seasons and was a member of the 1993 World Series Champions where he led the team with nine RBI and batted .333 in the six World Series games. Fernandez was selected to five All-Star teams, including four with Toronto, and won four straight AL Gold Glove Awards at shortstop from 1986 to 1989 with the Blue Jays. He still ranks 11th on the all-time hits list for a Dominican born player (2,276 total).



Cito Gaston

MANAGER

CITO GASTON led the Blue Jays to two World Championships, two American League Championships and four American League East titles in nine seasons as the Manager from 1989 to 1997. He began as the Blue Jays' hitting coach in 1981 where he groomed many young players including George Bell, Lloyd Moseby, Cecil Fielder, Jesse Barfield and Fred McGriff. In 1989 he served as the interim manager of the club before he was named the 5th manager in team history on May 31, 1989. Gaston had the honour of managing in two All-Star games, 1993 and 1994. During his years as manager he gave much of his time to charity events throughout Toronto including the annual Cito Gaston Golf Classic. Gaston returned to the Blue Jays for two seasons as hitting coach in 2000 and 2001. He was named Club Ambassador and Special Assistant to the President and CEO, along with former Blue Jay right-hander Pat Hentgen, in early 2007. On June 20, 2008, Gaston was named Manager of the Toronto Blue Jays, his 2nd stint as the club's skipper. In 2010, his last season as manager, he led the Blue Jays to an 85-77 record. Gaston has a club-high 913 victories as the Blue Jays manager (913-851 overall).



Pat Gillick

GENERAL MANAGER

PAT GILLICK, who was instrumental in building the organization from an expansion team in 1977 to World Series Champions in 1992 and 1993, was inducted into the National Baseball Hall of Fame in Cooperstown on July 24, 2011, along with the player he brought over from San Diego to Toronto, Roberto Alomar. He was the 6th man to be honoured by the Toronto Blue Jays to the Level of Excellence in August of 2002. Gillick began his career with the Blue Jays in 1976 as the VP of Player Personnel. He was responsible for the development of players like Dave Stieb, Jesse Barfield and Jimmy Key through the draft and utilized the Major League Rule 5 draft to secure talents such as Willie Upshaw, George Bell, Jim Gott and Kelly Gruber. Gillick was known for completing shrewd trades to acquire the likes of Alfredo Griffin, Damaso Garcia, Fred McGriff, Roberto Alomar, Joe Carter and assembling talent like Tom Henke, Devon White, Dave Winfield, Jack Morris and Paul Molitor. During his tenure, the Blue Jays produced 11 consecutive winning seasons from 1983 to 1993 and in that span, brought five American League East Division titles to Toronto, two American League championships and World Series titles in 1992 and 1993.



Roy Halladay

PITCHER

ROY HALLADAY was drafted by the Blue Jays as the 17th overall pick in 1995 out of Denver, CO. In only his second big league start in 1998, he took a no-hitter into the ninth inning against the Tigers for a complete game win. When the 2000 season started, Roy began his year with the Dunedin Blue Jays, where his hard work, determination, and resilience resulted in him recreating himself as a pitcher, both physically and mentally. Over the 11 seasons that followed, Halladay cemented his imprint on the game as one of the greatest pitchers of his generation. His accomplishments included eight All-Star appearances and two Cy Young awards - one of six pitchers to win the honour in both the American and National Leagues. At the time of his retirement, he was the active Major League leader in complete games with 67, including 20 shutouts.



Dave Stieb

PITCHER

DAVE STIEB is the franchise leader in wins (175), innings pitched (2873.0), strikeouts (1658), games started (408), shutouts (30) and complete games (103). The righty spent 15 seasons with Toronto, longer than any player in franchise history. He appeared in seven All-Star games and was the starting pitcher in both 1983 and 1984. Stieb recorded the only no-hitter in Blue Jays history on September 2, 1990 in Cleveland. In 1982, he was named the Sporting News Pitcher of the Year after a 17-14 season with a 3.25 ERA and led the league in innings (288.0) and complete games (20). Stieb was the Blue Jays Pitcher of the Year six times, a three-time winner of the AL Pitcher of the Month and a three-time winner of the AL Player of the Week.



LEAGUE AWARDS

BASEBALL WRITERS ASSOCIATION OF AMERICA AWARDS

MOST VALUABLE PLAYER

1987 – George Bell
2015 – Josh Donaldson

ROOKIE OF THE YEAR

1979 – Alfredo Griffin
2002 – Eric Hinske

CY YOUNG AWARD

1996 – Pat Hentgen
1997 – Roger Clemens
1998 – Roger Clemens
2003 – Roy Halladay
2021 – Robbie Ray

MANAGER OF THE YEAR

1985 – Bobby Cox

HANK AARON AWARD

2000 – Carlos Delgado 2010 – Jose Bautista 2011 – Jose Bautista 2015 – Josh Donaldson
2021 – Vladimir Guerrero Jr.

EDGAR MARTINEZ AWARD

2009 – Adam Lind

SILVER SLUGGER AWARD

1982 – Damaso Garcia, 2B
1983 – Lloyd Moseby, OF
1985 – George Bell, OF
1986 – Jesse Barfield, OF
George Bell, OF
1987 – George Bell, OF
1989 – Fred McGriff, 1B
1990 – Kelly Gruber, 3B
1991 – Joe Carter, OF

1992 – Roberto Alomar, 2B
Joe Carter, OF
Dave Winfield, DH
1993 – Paul Molitor, DH
1998 – Jose Canseco, DH
1999 – Carlos Delgado, 1B
Shawn Green, OF
2000 – Carlos Delgado, 1B
2003 – Carlos Delgado, 1B
Vernon Wells, OF

2009 – Aaron Hill, 2B
Adam Lind, DH
2010 – Jose Bautista, OF
2011 – Jose Bautista, OF
2014 – Jose Bautista, OF
2015 – Josh Donaldson, 3B
2016 – Josh Donaldson, 3B
2020 – Teoscar Hernández, OF
2021 – Vladimir Guerrero Jr., 1B
Teoscar Hernández, OF
Marcus Semien, 2B

LELAND S. MACPHAIL JR. AWARD (MVP OF ALCS)

1992 – Roberto Alomar 1993 – Dave Stewart

WORLD SERIES MOST VALUABLE PLAYER

1992 – Pat Borders 1993 – Paul Molitor



TORONTO BLUE JAYS ALL-STAR GAME SELECTIONS

ALL-STAR PLAYERS

YEAR	PLAYER/POS.	PERFORMANCE	VOTES	YEAR	PLAYER/POS.	PERFORMANCE	VOTES
1977	Ron Fairly-2B/3B	PH, 0-1		2000	Carlos Delgado-1B	DEF-1B, 1-1, 2B	
1978	Roy Howell-3B	PH, 0-1			Tony Batista-3B	PH-3B, 0-1, K	
1979	Dave Lemanczyk-P	did not play			David Wells-P	2.0 IP, 2H, 2K	--
1980	Dave Stieb-P	1.0 IP, ER, H, 2BB		2001	Paul Quantrill-P	0.1 IP, 2H, ER	
1981	Dave Stieb-P	1.2 IP, H, BB, K		2002	Roy Halladay-P	1.0 IP, 3H, 3ER, K	
1982	Jim Clancy-P	1.0 IP		2003	Carlos Delgado-1B	1-3, RBI, K	862,610
1983	Dave Stieb-P	3.0 IP, H, BB, 4K	--		Vernon Wells CF	PR-CF, 1-2, 2B, RBI, R	
1984	Dave Stieb-P	2.0 IP, 2H, ER, 2K	--		Roy Halladay-P	did not play	
	Damaso Garcia-2B	DEF-2B, 0-1		2004	Ted Lilly-P	1.0 IP, 2H, K	
	Alfredo Griffin-SS	DEF-SS		2005	Roy Halladay-P	injured – did not play	
1985	Dave Stieb-P	1.0 IP, BB, 2K			Shea Hillenbrand-3B	DEF-3B	
	Jimmy Key-P	0.1 IP		2006	Roy Halladay-P	2.0 IP, 3H, ER, K	
	Damaso Garcia-2B	DEF-2B, 1-2			B.J. Ryan-P	Won (1.0 IP, K)	
	Ernie Whitt-C	DEF-C			Troy Glaus-3B	DEF-3B-1B, 1-2, 2B, R	
1986	Jesse Barfield-RF	PH-RF, 0-3			Vernon Wells-CF	1-2	--
	Lloyd Moseby-CF	DEF-LF			Alex Rios-RF	injured – did not play	
	Tony Fernandez-SS	DEF-SS		2007	Alex Rios-RF	DEF-RF	
1987	George Bell-LF	0-3	1,144,575	2008	Roy Halladay-P	1.0 IP, H, K	
	Tony Fernandez-SS	0-2		2009	Roy Halladay-P	2.0, 4H, 2ER	--
	Tom Henke-P	2.2 IP, 2H, K			Aaron Hill-2B	0-3 (replaced Pedroia in starting lineup)	--
1988	Dave Stieb-P	1.0 IP, H		2010	Jose Bautista-RF	PR-RF, 0-1	
1989	Kelly Gruber-3B	did not play			John Buck-C	DEF-C, 1-2, 2B	
	Tony Fernandez-SS	PR-SS, 0-1			Vernon Wells-LF	DEF-LF, 0-1	
1990	George Bell-LF	PH-LF, 0-2		2011	Jose Bautista-RF	1-2	7,454,753*
	Kelly Gruber-3B	PR-3B, 0-1, 2 SB			Ricky Romero-P	did not play	
	Dave Stieb-P	2.0 IP, BB, K		2012	Jose Bautista-RF	0-1, BB, K	4,971,155
1991	Roberto Alomar-2B	0-4	1,868,247	2013	Jose Bautista-RF	0-1, SF, RBI	3,999,631
	Joe Carter-RF	DEF-LF, 1-1, BB, R			Edwin Encarnacion-DH/1B	PH-DH, 0-2	
	Jimmy Key-P	Won (1.0 IP, H, K)			Brett Cecil-P	Hold, 0.1 IP, K	
1992	Roberto Alomar-2B	1-3, R, 2 SB	1,868,247		Steve Delabar-P	Hold, 0.1 IP, K	9,600,000#
	Joe Carter-RF	2-3, RBI, R	--	2014	Jose Bautista-RF	0-2	5,859,019*
	Juan Guzman-P	1.0 IP, 2H, BB, 2K			Edwin Encarnacion-1B	injured – did not play	
1993	Roberto Alomar-2B	1-3, HR, RBI	1,852,280		Mark Buehrle-P	did not play	
	Joe Carter-RF	1-3, K	1,407,179	2015	Josh Donaldson-3B	0-0, 2BB	14,090,188**
	Pat Hentgen-P	did not play			Russell Martin-C	PH-C, 0-1, K	
	Paul Molitor-DH	0-1, BB			Jose Bautista-RF	injured – did not play	
	John Olerud-1B	0-2	1,285,280	2016	Josh Donaldson-3B	DEF-3B, 0-1	
	Duane Ward-P	1.0 IP, 2K			Edwin Encarnacion-DH	PR, 0-1, R, BB	
	Devon White-CF	DEF-CF, 1-2, 2B, RBI, R, SB			Marco Estrada-P	did not play	
1994	Roberto Alomar-2B	1-3, R	3,675,730		Michael Saunders-OF	DEF-RF, 0-1	17,700,000#
	Joe Carter-LF	0-3, R	3,683,682	2017	Aaron Sanchez-P	Hold, 1.0, 2H, ER, BB	
	Pat Hentgen-P	1.0 IP, H			Justin Smoak-1B	1-1, BB	2,566,181
	Paul Molitor-DH	PH, 0-1			Roberto Osuna-P	1.0 IP, H	
1995	Roberto Alomar-2B	PR-2B, 0-1, SB		2018	J.A. Happ-P	Save, 1.0 IP, H, ER, K	
1996	Joe Carter-RF	DEF-CF, 1-1		2019	Marcus Stroman-P	did not play	
1997	Roger Clemens-P	1.0 IP, H		2021	Vladimir Guerrero Jr.-1B	1-3, HR, 2RBI	2,704,788*
	Pat Hentgen-P	1.0 IP			Marcus Semien-2B	1-2, RBI	
1998	Roger Clemens-P	1.0 IP, 2H, 2ER, BB, K			Teoscar Hernández-1-2, 2B		
1999	Tony Fernandez-3B	DEF-3B, 0-2			OF		
	Shawn Green -RF	1-1			Bo Bichette-SS	DEF-SS, 0-1, K	

NOTE: **Bold** indicates this player was as a starter/* indicates leading vote getter/** indicates a Major League record # indicates player was voted in as the winner of the MLB.com Final Vote



ALL-STAR MANAGERS, COACHES, AND TRAINERS

1979	Roy Hartsfield, Coach	1994	Cito Gaston, Manager
1980	Ken Carson, Trainer	1994	Galen Cisco, Coach
1985	Bobby Cox, Coach	1994	Bob Bailor, Coach
1991	Cito Gaston, Coach	1994	Gene Tenace, Coach
1991	Tommy Craig, Trainer	2004	Carlos Tosca, Coach
1993	Cito Gaston, Manager	2006	John Gibbons, Coach
1993	Gene Tenace, Coach	2011	John Farrell, Coach
1993	John Sullivan, Coach	2013	John Gibbons, Coach
1993	Galen Cisco, Coach		

RAWLINGS GOLD GLOVE

Since 1957, the Rawlings Gold Glove Award has been presented annually to 18 of baseball's best fielders - one from each position in both the National and American Leagues. The winners are selected by Major League coaches and managers, as well as SABR metrics. Below are listed the Toronto Blue Jays players that have won Gold Gloves.

PLAYER	POSITION	YEAR	PLAYER	POSITION	YEAR
Tony Fernandez	SS	1986	Roberto Alomar	2B	1993
Jesse Barfield	OF	1986	Devon White	OF	1994
Tony Fernandez	SS	1987	Roberto Alomar	2B	1994
Jesse Barfield	OF	1987	Roberto Alomar	2B	1995
Tony Fernandez	SS	1988	Devon White	OF	1995
Tony Fernandez	SS	1989	Shawn Green	OF	1999
Kelly Gruber	3B	1990	Vernon Wells	OF	2004
Devon White	OF	1991	Orlando Hudson	2B	2005
Roberto Alomar	2B	1991	Vernon Wells	OF	2005
Devon White	OF	1992	Vernon Wells	OF	2006
Roberto Alomar	2B	1992	R.A. Dickey	P	2013
Devon White	OF	1993	Marcus Stroman	P	2017
			Marcus Semien	2B	2021



PLAYER OF THE WEEK

1979

- Otto Velez, July 23-29 (.500, 9 RBI, 5 R, 1.050 SLG)

1980

- Dave Stieb, April 21-27 (2 CG, 0.50 ERA)

1982

- Jim Clancy, June 14-20 (1-0, 19.0 IP, 1 ER)
- Jim Clancy, Sept. 27-Oct. 3

1983

- Luis Leal, May 9-15 (2-0, 0.64 ERA)
- Dave Stieb, May 16-22 (2-0, 0.50 ERA)
- Lloyd Moseby, May 23-29 (.556, 3 HR, 2 2B)
- Cliff Johnson, June 20-26 (.500, 2 2B)
- Jesse Barfield, Aug. 29-Sept. 4 (.424, 7 HR, 39 TB)

1985

- Willie Upshaw, April 21-28 (.409, 3 HR, 2 2B, 20 TB, .909 SLG)
- Lloyd Moseby, Sept. 2-8 (.435, 5 HR, 1.174 SLG)

1986

- Lloyd Moseby, Aug. 18-24 (.435, 3 HR, 8 RBI, .870 SLG)
- George Bell, Sept. 1-7 (.433, 3 HR, 10 RBI, 9 R)

1987

- Jim Clancy, May 19-24 (2 CG, 1 ShO, 0.50 ERA, 18.0 IP, 18 K)
- George Bell, June 8-14 (.407, 5 HR, 15 RBI, 1.037 SLG)
- George Bell, July 27-Aug. 3 (.500, 3 HR, 7 RBI)

1988

- George Bell, April 4-10 (.455, 4 HR, 7 XBH, 1.136 SLG)
- George Bell, Aug. 29-Sept. 4 (.379, 3 HR, 12 RBI)

1989

- Nelson Liriano, May 15-21 (.600, 3 2B, 23 TB, 7 RBI)
- Junior Felix, May 29-June 4 (.435, 2 HR, 11 RBI, 6 R)
- George Bell, Aug. 14-20 (.467, 3 HR, 3 2B, 12 RBI)
- Lloyd Moseby, Sept. 4-10 (.440, 7 R, 3 2B, 4 SB, .548 OBP)

1990

- Kelly Gruber, April 23-29 (.414, 4 HR, 9 RBI, 5 R, .897 SLG)
- George Bell, June 4-10 (.464, 3 HR, 11 RBI, 2 2B, 7R)
- George Bell, June 18-24 (.500, 5 HR, 11 RBI, 9 R)
- Dave Stieb, Aug. 27-Sept. 2 (pitched no-hitter)
- Kelly Gruber, Sept. 9-16 (.464, 2 HR, 3 2B, 14 RBI)

1991

- Joe Carter, June 17-23 (5 HR, 7 RBI, 7 R, 26 TB)

1992

- Robert Alomar, April 20-26 (.600, 15 H, 9 RBI)
- Joe Carter, Aug. 10-16 (.407, 11 H, 3 HR, 4 2B, 24 TB)

1993

- John Olerud, June 1-6 (.445, 5 HR, 11 RBI, 29 TB)

1994

- Joe Carter, April 4-10 (.333, 4 HR, 12 RBI, 7 R)
- Joe Carter, April 18-24 (9 H, 4 HR, 4 2B, 12 RBI)
- Pat Hentgen, May 1-7 (2-0, 0.51 ERA, 17.2 IP, 8 H, 23 K)
- Paul Molitor, July 12-18 (.500 BA, 13 H, 4 HR, 10 RBI, 10 R)

1995

- John Olerud, July 12-16 (.500, 4 R, 2 2B, 18 TB, .588 OBP, 1.286 SLG)

1997

- Roger Clemens, May 6-11 (2-0, 2.81 ERA, 2 GS, 16.0 IP, 24 K)

1998

- Carlos Delgado, June 1-7 (.407, 4 HR, 9 RBI)
- Carlos Delgado, Aug. 17-23 (.370, 4 HR, 10 RBI)
- Roger Clemens, Aug. 24-30 (2-0, 0.00 ERA, 18.0 IP, 2 SHO)

1999

- Shannon Stewart, April 26-May 2 (.471, 16 H, 5 R, 3 2B, 5 RBI)
- Tony Fernandez, June 14-20 (.411, 10 H, 15 TB, 2 2B)
- Homer Bush, Sept. 30-Oct. 3 (.452, 14 H, 6 R, 2 2B, 2 RBI)

2000

- Carlos Delgado, April 17-23 (.480, 12 H, 4 HR, 8 RBI)
- Jose Cruz, May 1-7 (.387, 4 HR, 9 RBI, 3 2B, 9 R, 5 BB)
- Carlos Delgado, June 5-11 (.556, 10 H, 4 HR, 13 RBI)

2001

- Carlos Delgado, April 1-8 (.348, 5 HR, 11 RBI)
- Raul Mondesi, April 30-May 6 (.464, 13 H, 4 HR, 11 RBI)
- Kelvim Escobar, Aug. 20-26 (2-0, 1.04 ERA, 17.1 IP, 1 CG)
- Jose Cruz Jr., Oct. 1-7 (.423, 4 HR, 11 RBI, 7 R, 2 2B, 4 SB)

2002

- Carlos Delgado, Sept. 23-29 (.450, 4 HR, 11 RBI, 1.150 SLG)

2003

- Vernon Wells, June 15-22 (.476, 10 H, 5 HR, 10 RBI)
- Roy Halladay, Sept. 1-7 (2-0, 0.46 ERA, 19.0 IP, 7 H, 15 K)
- Carlos Delgado, Sept. 22-28 (.318, 6 HR, 11 RBI)

2004

- Carlos Delgado, Aug. 30-Sept. 5 (.381, 3 HR, 7 RBI, 6 R)

2005

- Frank Catalanotto, July 18-24 (.565, 1 HR, 9 RBI)
- Frank Catalanotto, Sept. 26 - Oct. 2 (.500, 15 H, 15 RBI)

2006

- Roy Halladay, May 7-14 (2-0, 2 CG, 1.00 ERA, 9 K)
- Vernon Wells, July 16-23 (.448, 3 2B, 4 HR, 10 RBI, .966 SLG)
- Lyle Overbay, June 27-July 2 (.423, 4 HR, 9 RBI, 1.077 SLG)

2007

- Troy Glaus, May 1-7 (.400, 4 HR, 7 RBI, 8 R)

2008

- Alex Rios, Sept. 1-7 (.414, 3 HR, 966 SLG)

2009

- Roy Halladay, May 11-17 (2-0, 1.13, CG, 2 ER, 16.0 IP, 13 K)
- Lyle Overbay, June 1-7 (.533, 4 2B, 2 HR, 8 RBI)
- Adam Lind, Aug. 31-Sept. 6 (.321, 4 2B, 3 HR, 12 RBI)

2010

- Jose Bautista, May 10-16 (.444, 4 HR, 8 RBI, 5 BB)
- Jose Bautista, July 26-Aug. 1 (.545, 3 2B, 5 HR, 13 RBI, 8 R)
- Jose Bautista, Aug. 23-29 (.500, 3 2B, 4 HR, 7 RBI, 9 BB)
- Edwin Encarnacion, Sept. 27-Oct. 3 (.400, 5 HR, 11 RBI, 6 R)

2011

- Jose Bautista, June 27-July 3 (.391, 3 2B, 4 HR, 8 RBI)

2012

- J.P. Arencibia, May 14-20 (.360, 4 HR, 10 RBI)

2013

- Edwin Encarnacion, July 22-28 (.520, 2 HR, 8 RBI)

2014

- Edwin Encarnacion, May 5-11 (.321, 4 HR, 10 RBI)

2015

- Josh Donaldson, May 25-31 (.440, 6 HR, 11 RBI)
- Josh Donaldson, Aug. 3-9 (.385, 5 HR, 8 RBI)
- David Price, Aug. 3-9 (2-0, 0.60 ERA)
- Edwin Encarnacion, Aug. 23-30 (.481, 7 HR, 21 RBI)
- Kevin Pillar, Sept. 20-27 (.480, 7 XBH, 6 SB)



2016

- Josh Donaldson, June 13-19 (.321, 4 HR, 10 RBI)

2018

- Justin Smoak, March 29-April 1 (.467, 7 H, 2 HR, 8 RBI)
- Kendrys Morales, Aug. 20-26 (.478, 11 H, 7 HR, 12 RBI)

2019

- Vladimir Guerrero Jr., May 13-19 (.333, 7 H, 4 HR, 9 RBI)
- Vladimir Guerrero Jr., July 29-Aug. 4 (.500, 13 H, 3-2B, 3 HR, 11 RBI)

2020

- Lourdes Gurriel Jr., Aug. 31-Sept. 6 (.467, 14 H, 3-2B, 2 HR, 6 RBI)

PLAYER OF THE MONTH**1977**

- Otto Velez, April (5 HR, 11 RBI, 11 R, .865 SLG, .422 BA)

1979

- Alfredo Griffin, Sept. (.407 BA, 4-3B, 62 TB)

1983

- Lloyd Moseby, Aug. (.351 BA, 25 RBI, 15 XBH)

1989

- Fred McGriff, April (7 HR, 17 RBI, 28 H, 21 R)
- George Bell, Aug. (22 game hit streak, .370 BA)

1990

- Kelly Gruber, Sept. (.352 BA, 20 R, 30 RBI)

1991

- Joe Carter, June (11 HR, 36 H, .352 BA, 11-2B, 29 RBI, 21 R)

1992

- Roberto Alomar, April (.382 BA, 34 H, 19 R, 3 HR, 19 RBI, 8 SB, .439 OBA)

1993

- John Olerud, April (.450 BA, 36 H, .650 SLG, .527 OBP, 18 RBI, 15 R, 7-2B, 3 HR)
- Paul Molitor, May (.374 BA, 43 H, 5 HR, 22 RBI, 25 R)
- John Olerud, June (.427 BA, 41 H, 17-2B, 5 HR, 30 RBI, 17 R, 73 TB, .525 OBP)

PITCHER OF THE MONTH**1980**

- Dave Stieb, April (3-0, 15 K, 1 SHO, 1.09 ERA)

1983

- Dave Stieb, May (5 W, 2 SHO, 43 K)

1984

- Doyle Alexander, Sept. (2.23 ERA, 5-1, 6 CG)

1985

- Dave Stieb, May (4-1, 34 K, 1.69 ERA)

1987

- Jim Clancy, May (5-1, 1.71 ERA, 40 K in 47.1 IP)

1996

- Juan Guzman, April (3-1, 1.88 ERA, 39 K in 43.0 IP)
- Pat Hentgen, July (5-1, 2.72 ERA, 28 K in 46.1 IP)
- Pat Hentgen, Aug. (5-1, 2.60 ERA, 33 K in 52.0 IP)

1997

- Roger Clemens, May (6-0, 1.96 ERA, 46.0 IP, 51 K)
- Roger Clemens, Aug. (4-0, 2.47 ERA, 2 CG, 47.1 IP, 54 K)

2021

- Vladimir Guerrero Jr., June 21-27 (.391, 9 H, 3 HR, 7 RBI, 1.308 OPS)
- George Springer, July 26-Aug. 1 (.400, 10 H, 5-2B, 3 HR, 7 RBI, 1.476 OPS)
- George Springer, Aug. 2-8 (.364, 12 H, 3-2B, 3 HR, 11 RBI, 1.177 OPS)
- Teoscar Hernández, Aug. 9-15 (.500, 14 H, 2-2B, 2HR, 10 RBI, 1.393 OPS)
- Robbie Ray, Aug. 30-Sept. 5 (2-0, 1.32 ERA, 13.2 IP, 5 H, 4 BB, 20 K)
- George Springer, Sept. 27-Oct. 3 (.500, 13 H, 3 HR, 10 RBI, .962 SLG, 1.497 OPS)

1994

- Joe Carter, April (.312 BA, 31 RBI, 9 HR, 8-2B, 64 TB)

2010

- Jose Bautista, July (.418, 11 HR, 8-2B, 29 RBI, 12 BB, 75 TB, .765 SLG)
- Jose Bautista, Aug. (.299, 12 HR, 24 RBI, 23 R, 23 BB, .742 SLG)

2011

- Jose Bautista, April (.366, 9 HR, 5-2B, 15 RBI, 28 BB, .780 SLG)
- Jose Bautista, May (.360, 11 HR, 4-2B, 23 RBI, 18 BB, .791)

2012

- Jose Bautista, June (.271, 14 HR, 30 RBI, 22 BB, .750 SLG)

2014

- Edwin Encarnacion, May (.281, 16 HR, 33 RBI, 16 BB, .763 SLG)

2015

- Edwin Encarnacion, Aug. (.407, 11-2B, 11 HR, 35 RBI, .919 SLG)

2021

- Marcus Semien, May (.368, 42 H, 12-2B, 8 HR, 22 RBI, .702 SLG, 1.130 OPS)

1998

- Roger Clemens, Aug. (4-0, 0.90 ERA, 3 CG, 50.0 IP, 68 K)

2003

- Roy Halladay, May (6-0, 3.22 ERA, 44.2 IP, 3 BB, 35 K)
- Roy Halladay, Sept. (5-1, 1.41 ERA, 5 CG, 2 SHO, 51.0 IP, 5 BB, 42 K)

2007

- Roy Halladay, April (4-0, 2.28 ERA, 2 CG, 47.1 IP, 33 K)

2011

- Ricky Romero, Aug. (5-0, 2.05 ERA, 1 SHO, 44.0 IP)

2021

- Robbie Ray, Aug. (1-0, 1.76 ERA, 41.0 IP, 52 K)



ROOKIE OF THE MONTH

2002

- Eric Hinske, June (.338 AVG, 27 H, 7-2B, 6 HR, 15 RBI, 19 R)
- Josh Phelps, Aug. (.310 AVG, 31 H, 5-2B, 7 HR, 30 RBI, 18 R)
- Josh Phelps, Sept. (.338 AVG, 26 H, 10-2B, 6 HR, 19 RBI, 15 R)

2003

- Reed Johnson, Sept. (.363 AVG, 33 H, 5-2B, 3 HR, 16 RBI, 18 R)

2005

- Gustavo Chacin, April (4-1, 2.41 ERA in 6 GS)
- Gustavo Chacin, July (5-0, 2.97 ERA in 6 GS)

2009

- Scott Richmond, April (3-0, 2.70 ERA in 4 GS)

2015

- Devon Travis, April (.325 AVG, 26 H, 6-2B, 6 HR, 19 RBI)

2018

- Lourdes Gurriel Jr., July (.423 AVG, 30 H, 4-2B, 4HR, 14 RBI)

2021

- Alek Manoah, Sept./Oct (4-0, 3.38 ERA, 41 K in 6 GS)



MEDIA AWARDS

TORONTO CHAPTER BBWAA AWARD WINNERS

Each year, the members of the Toronto chapter of the BBWAA select the Blue Jays top player, pitcher and rookie as well as the team's most improved player. The player of the year receives the Neil MacCarl Award, named for the longtime baseball writer from the Toronto Star. The John Cerutti Award is given annually, as voted by the Toronto Chapter of the BBWAA, to a person associated with the day-to-day workings of Blue Jays' baseball who displays goodwill, cooperation and character, as exemplified by the late John Cerutti.

YEAR	PLAYER OF THE YEAR	PITCHER OF THE YEAR	ROOKIE OF THE YEAR	GOOD GUY AWARD	MOST IMPROVED
1977	Bob Bailor	Dave Lemanczyk	Bob Bailor	Roy Hartsfield	—
1978	Bob Bailor	Jim Clancy Victor Cruz	Victor Cruz	Mike Cannon	Alan Ashby
1979	Alfredo Griffin	Tom Underwood	Alfredo Griffin	John Silverman	Rick Cerone
1980	John Mayberry	Jim Clancy	Damaso Garcia	Howard Starkman	Al Woods
1981	Dave Stieb	Dave Stieb	—	Bob Mattick	Joey McLaughlin
1982	Damaso Garcia	Dave Stieb	Jesse Barfield	Buck Martinez	Jim Clancy
1983	Lloyd Moseby	Dave Stieb	Jim Acker	Ernie Whitt	Lloyd Moseby
1984	Dave Collins	Doyle Alexander	Tony Fernandez	Dave Collins	Dave Collins
1985	Jesse Barfield	Dennis Lamp	—	Rance Mulliniks	Dennis Lamp
1986	Jesse Barfield	Mark Eichhorn	Mark Eichhorn	Garth Iorg	Rick Leach
1987	George Bell	Jimmy Key	Jeff Musselman	Garth Iorg	Lloyd Moseby
1988	Fred McGriff	Dave Stieb	Pat Borders	John Cerutti	Kelly Gruber
1989	George Bell	Tom Henke	Junior Felix	Kelly Gruber	Todd Stottlemyre
1990	Kelly Gruber	Dave Steib	John Olerud	Jeff Ross	Pat Borders
				Tommy Craig	
1991	Roberto Alomar	Duane Ward	Juan Guzman	Joe Carter	Devon White
1992	Roberto Alomar	Jack Morris	Jeff Kent	John Brioux	Pat Borders
1993	Paul Molitor	Duane Ward	Randy Knorr	Bob Bailor	John Olerud
1994	Joe Carter	Pat Hentgen	Darren Hall	Rich Hacker	Randy Knorr
1995	Roberto Alomar	Al Leiter	Shawn Green	Galen Cisco	Ed Sprague
				Larry Hisle	
1996	Ed Sprague	Pat Hentgen	Paul Spoljaric	Howard Starkman	Juan Guzman
1997	Carlos Delgado	Roger Clemens	Jose Cruz Jr.	Brent Andrews	Paul Quantrill
1998	Carlos Delgado	Roger Clemens	Kevin Brown	Dan Plesac	Shawn Green
1999	Shawn Green	Billy Koch	Billy Koch	Pat Hentgen	Homer Bush
2000	Carlos Delgado	David Wells	—	Andy Stewart	Brad Fullmer
2001	Jose Cruz Jr.	Paul Quantrill	Bob File	Gord Ash	Roy Halladay
2002	Vernon Wells	Roy Halladay	Eric Hinske	Darrin Fletcher	Chris Woodward
2003	Carlos Delgado	Roy Halladay	Aquilino Lopez	Vernon Wells	Orlando Hudson
2004	Carlos Delgado	Ted Lilly	Alex Rios	John Cerutti	Gregg Zaun
				JOHN CERUTTI AWARD	
2005	Vernon Wells	Roy Halladay	Russ Adams	Shirley Cheek	Josh Towers
2006	Vernon Wells	Roy Halladay	Casey Janssen	Larry Millson	Alex Rios
2007	Alex Rios	Roy Halladay	Jesse Litsch	John McDonald	Dustin McGowan
2008	Vernon Wells	Roy Halladay	Jesse Carlson	Paul Godfrey	Adam Lind
2009	Aaron Hill	Roy Halladay	Ricky Romero	Aaron Hill	Adam Lind
2010	Jose Bautista	Ricky Romero	—	Jose Bautista	Jose Bautista
2011	Jose Bautista	Ricky Romero	J.P. Arencibia	Dustin McGowan	Casey Janssen
2012	Edwin Encarnacion	Casey Janssen	Aaron Loup	Brian Butterfield	Edwin Encarnacion
2013	Edwin Encarnacion	Casey Janssen	Todd Redmond	Mark DeRosa	Brett Cecil
2014	Jose Bautista	Mark Buehrle	Marcus Stroman	Casey Janssen	Melky Cabrera
2015	Josh Donaldson	Marco Estrada	Roberto Osuna	Alex Anthopoulos	Kevin Pillar
2016	Josh Donaldson	Aaron Sanchez	Joe Biagini	Pete Walker	Aaron Sanchez
2017	Josh Donaldson	Marcus Stroman	Danny Barnes	Mal Romanin	Justin Smoak
2018	Justin Smoak	J.A. Happ	Ryan Borucki	John Gibbons	Luke Maie
2019	Lourdes Gurriel Jr.	Ken Giles	Bo Bichette	Justin Smoak	Lourdes Gurriel Jr.
2020	Teoscar Hernández	Hyun Jin Ryu	Jordan Romano	Anthony Alford	Teoscar Hernández
				Mike Wilner	
2021	Vladimir Guerrero Jr.	Robbie Ray	Alek Manoah	Marcus Semien	Robbie Ray



MEDIA & MISC. | PLAYER DEV. | OPPONENTS | RECORDS | HISTORY | LAST SEASON | BIOGRAPHIES

THE SPORTING NEWS AWARDS

PITCHER OF THE YEAR (AL)

1982 – Dave Stieb
1987 – Jimmy Key

1996 – Pat Hentgen
1997 – Roger Clemens

1998 – Roger Clemens
2003 – Roy Halladay

ROOKIE PITCHER OF THE YEAR (AL)

1986 – Mark Eichhorn
1991 – Juan Guzman

MANAGER OF THE YEAR (ML)

1985 – Bobby Cox

MLB PLAYER OF THE YEAR

1987 – George Bell

2000 – Carlos Delgado

2015 – Josh Donaldson

AL PLAYER OF THE YEAR

1987 – George Bell

AL COMEBACK PLAYER

2009 – Aaron Hill

SPORTSMEN OF THE YEAR

1993 – Pat Gillick/Cito Gaston

ALL-STAR TEAM (AL)

1982 – Damaso Garcia, 2B
1982 – Dave Stieb, P
1983 – Lloyd Moseby, OF
1985 – Damaso Garcia, 2B
1986 – Tony Fernandez, SS
1986 – George Bell, OF
1987 – George Bell, OF
1987 – Jimmy Key, LHP
1988 – Ernie Whitt, C
1989 – Fred McGriff, 1B

1990 – Kelly Gruber, 3B
1991 – Joe Carter, OF
1992 – Roberto Alomar, 2B
1992 – Joe Carter, OF
1992 – Dave Winfield, DH
1993 – Paul Molitor, DH
1996 – Pat Hentgen, RHP
1997 – Roger Clemens, RHP
1998 – Roger Clemens, RHP
1999 – Shawn Green, OF

2000 – Carlos Delgado, 1B
2000 – David Wells, LHP
2003 – Carlos Delgado, 1B
2009 – Aaron Hill, 2B
2010 – Jose Bautista, 3B
2011 – Jose Bautista, OF
2015 – Josh Donaldson, 3B
2020 – Teoscar Hernández, OF
2021 – Vladimir Guerrero Jr., 1B
2021 – Marcus Semien, 2B

BASEBALL MAN OF THE YEAR IN CANADA

(TORONTO—MONTREAL BBWAA)

Peter Bavasi, 1977
Pat Gillick, 1983

Jesse Barfield, 1986
Cito Gaston, 1989

Pat Gillick, 1991
Paul Beeston, 1993

BASEBALL AMERICA

ALL-STAR TEAM (AL)

1983 – Dave Stieb, P
1983 – Lloyd Moseby, OF
1984 – Dave Stieb, P
1986 – Tony Fernandez, SS
1986 – Jesse Barfield, OF
1987 – George Bell, OF
1987 – Jimmy Key, SP

1987 – Tom Henke, RP
1989 – George Bell, OF
1989 – Dave Stieb, P
1990 – Kelly Gruber, 3B
1992 – Roberto Alomar, 2B
1992 – Dave Winfield, 2B
1993 – Roberto Alomar, 2B

1993 – John Olerud, 1B
1993 – Duane Ward, P
1996 – Pat Hentgen, P
1997 – Roger Clemens, P
1998 – Roger Clemens, P
2015 – Josh Donaldson, 3B
2021 – Vladimir Guerrero Jr., 1B
2021 – Robbie Ray, P

PLAYER OF THE YEAR (AL)

1987 – George Bell

MAJOR LEAGUE PITCHER OF THE YEAR

1998 – Roger Clemens

LATIN AMERICAN ALL-STAR TEAM

1985 – Damaso Garcia, 2B
1985 – George Bell, OF

RELIEF AWARDS

1985 – April – Bill Caudill
1987 – July – Tom Henke
1987 – Aug. – Tom Henke
1989 – July – Tom Henke
1993 – April – Duane Ward
1993 – Aug. – Duane Ward
1999 – July – Billy Koch
2002 – Sept. – Kelvim Escobar

ALL-ROOKIE TEAM

1977 – Bob Bailor, SS; Doug Ault, 1B; Jerry Garvin, LHP
1978 – Rick Bosetti, OF
1979 – Alfredo Griffin, SS; Dan Ainge, 2B
1980 – Damaso Garcia, 2B
1987 – Jeff Musselman, LHP
1995 – Shawn Green, OF
1997 – Jose Cruz, Jr., OF
1999 – Billy Koch, RHP
2002 – Eric Hinske, 3B
2005 – Russ Adams, SS
2005 – Gustavo Chacin, LHP
2019 – Vladimir Guerrero Jr., 3B
2019 – Alek Manoah, RHP



MINOR LEAGUE PLAYER OF THE YEAR

The following is a list of Toronto minor league players that have been named Minor League Player of the Year:

Player/Position	Year	Publication	Club	Stats
Carlos Delgado, C	1992	USA Today Baseball Weekly	Dunedin (A)	30 HR, 100 RBI, .324 AVG
Derek Bell, OF	1991	Baseball America	Syracuse (AAA)	13 HR, 93 RBI, .346 AVG
Vladimir Guerrero Jr., 3B	2018	Baseball America	New Hampshire (AA), Buffalo (AAA)	20 HR, 78 RBI, .381 AVG

PLAYER AND PITCHER OF THE MONTH

Each month throughout the season, the Toronto Chapter of the Baseball Writers Association of America votes for the player and pitcher based on their appraisal of that player's or pitcher's performance during that particular month.

* The award was combined to include both players and pitchers as a single monthly award in 2017, which then was decided via a @BlueJays twitter poll, and re-named "Honda Player of the Month".

PLAYER OF THE MONTH

Year	April	May	June	July	August	Sept./Oct.	Most Valuable Player
1977	Velez	Fairly	Fairly	Rader	Bailor	Bowling	Bailor
1978	Howell	Bosetti	Howell	Mayberry	Bailor	Bailor & Bosetti	Howell
1979	Mayberry	Griffin	Underwood	Velez	Griffin	Griffin	Griffin
1980	Stieb	Woods	Mayberry	Woods	Garcia	Mayberry	Mayberry
1981	Todd	Bonnell	—	—	Moseby	Stieb	Stieb
1982	Barfield	Bonnell	Upshaw	Garcia	Garcia	Clancy	Garcia
1983	Barfield	Upshaw	Johnson	Moseby	Moseby	Upshaw	Moseby & Upshaw
1984	Upshaw	Collins	Upshaw	Mulliniks	Bell	Collins	Bell
1985	Upshaw	Garcia	Bell	Mulliniks	Barfield	Moseby	Barfield
1986	Bell	Barfield	Fernandez	Bell	Moseby	Barfield	Bell
1987	Bell	Bell	Moseby	Fernandez	Bell	Moseby	Bell
1988	Gruber	McGriff	Gruber	McGriff	Whitt	Fernandez	McGriff
1989	McGriff	Liriano	Gruber	McGriff	Bell	Bell	Bell
1990	Gruber	Gruber	Bell	McGriff	McGriff	Gruber	Gruber
1991	Carter	Alomar	Carter	Alomar	White	Alomar	Alomar
1992	Alomar	Alomar	Carter	Maldonado	Winfield	White	Alomar
1993	Olerud	Molitor	Olerud	Olerud	Molitor/Alomar	Alomar	Molitor
1994	Carter	Carter	Alomar	Molitor	—	—	Carter
1995	—	Alomar	Maldonado	Olerud	Molitor	Green	Alomar
1996	Carter	Olerud	Sprague	Carter	Brumfield	Sprague	Sprague
1997	Sprague	Carter	Merced	Green	Cruz Jr.	Stewart	Delgado
1998	Canseco	Delgado	Delgado	Stewart	Green	Fernandez	Delgado
1999	Green	Green	Fletcher	Green	Delgado	Bush	Green
2000	Fullmer	Delgado	Delgado	Delgado	Delgado	Fletcher	Delgado
2001	Delgado	Mondesi	Stewart	Cruz Jr.	Delgado	Cruz Jr.	Cruz Jr.
2002	Delgado	Wilson	Hinske	Wells	Phelps	Delgado	Wells
2003	Delgado	Wells	Delgado	Wells	Wells	Delgado	Delgado
2004	Delgado	Wells	Hudson	Phelps	Delgado	Delgado	Delgado
2005	Hillenbrand	Wells	Wells	Wells	Hudson	Catalanotto	Wells
2006	Wells	Glaus	Overbay	Wells	Overbay	Rios	Wells
2007	Hill	Rios	Thomas	Rios	Thomas	Hill	Rios
2008	Rios	Barajas	Rolen	Lind	Wells	Rios	Rios
2009	Hill	Scutaro	Lind	Scutaro	Lind	Lind	Lind
2010	Wells	Bautista	Lewis	Bautista	Bautista	Wells	Bautista
2011	Bautista	Bautista	Lind	Escobar	Lawrie	Bautista	Bautista
2012	Encarnacion	Bautista	Bautista	Villanueva	Encarnacion	Encarnacion	Encarnacion
2013	Encarnacion	Bautista	Lind	Rasmus	Lawrie	Lind	Encarnacion
2014	Cabrera	Encarnacion	Encarnacion	Cabrera	Bautista	Bautista	Bautista
2015	Travis	Donaldson	Encarnacion	Donaldson	Encarnacion	Bautista	Donaldson
2016	Donaldson	Saunders	Donaldson	Donaldson	Martin	Bautista	Donaldson
2017*	Smoak	Travis	Smoak	Pearce	Donaldson	Hernández	Donaldson
2018	Happ	Happ	Grichuk	Gurriel Jr.	Morales	Tellez	Smoak
2019	Stroman	Guerrero Jr.	Gurriel Jr.	Guerrero Jr.	Bichette	Biggio	Gurriel Jr.
2020	—	—	—	Hernández	Ryu	Gurriel Jr.	Hernández
2021	Guerrero Jr.	Semien	Bichette	Ray	Ray	Gurriel Jr.	Guerrero Jr.



PITCHER OF THE MONTH

Year	April	May	June	July	August	Sept./Oct.	Most Valuable Pitcher
1983	Stieb	Stieb	Gott	Clancy	Stieb	Alexander	Stieb
1984	Stieb	Alexander	Stieb	Stieb	Stieb & Clancy	Alexander	Stieb
1985	Caudill	Stieb	Stieb	Stieb	Henke	Alexander	Stieb
1986	Alexander	Eichhorn	Key	Clancy	Eichhorn	Stieb	Key
1987	Key	Key	Clancy	Key	Cerutti	Flanagan	Key
1988	Cerutti	Stieb	Ward	Key	Clancy	Stieb	Stieb
1989	Key	Key	Cerutti	Henke	Stieb	Stieb	Stieb
1990	Ward	Stieb	Henke	Stieb	Key	Key	Stieb
1991	Key	Wells	Key	Henke	Candiotti	Guzman	Ward
1992	Guzman	Guzman	Guzman	Ward	Morris	Key	Morris
1993	Hentgen	Cox	Hentgen	Ward	Ward	Stewart	Ward
1994	Castillo	Hentgen	Hentgen	Castillo	--	--	Hentgen
1995	--	Cone	Hentgen	Castillo	Leiter	Timlin	Leiter
1996	Guzman	Timlin	Guzman	Hentgen	Hentgen	Hentgen	Hentgen
1997	Clemens	Clemens	Clemens	Clemens	Clemens	Clemens	Clemens
1998	Williams	Williams	Clemens	Clemens	Clemens	Escobar	Clemens
1999	Wells	Halladay	Wells	Koch	Hentgen	Wells	Koch
2000	Wells	Wells	Wells	Koch	Wells	Loaiza	Wells
2001	Quantrill	Michalak	Koch	Escobar	Escobar	Halladay	Quantrill
2002	Halladay	Loaiza	Halladay	Carpenter	Politte	Escobar	Halladay
2003	Lidle	Halladay	Halladay	Halladay	Escobar	Halladay	Halladay
2004	Halladay	Frasor	Batista	Towers	Lilly	Bush	Lilly
2005	Halladay	Halladay	Halladay	Chacin	Towers	Towers	Halladay
2006	Halladay	Halladay	Ryan	Halladay	Ryan	Burnett	Halladay
2007	Halladay	Burnett	Marcum	McGowan	Halladay	McGowan	Halladay
2008	Carlson	Litsch	Halladay	Halladay	Halladay	Litsch	Halladay
2009	Downs	Halladay	Romero	League	Fraser	Halladay	Halladay
2010	Romero	Marcum	Morrow	Cecil	Morrow	Fraser	Romero
2011	Villanueva	Romero	Romero	Cecil	Romero	Francisco	Romero
2012	Romero	Morrow	Villanueva	Villanueva	Janssen	Morrow	Janssen
2013	Janssen	Loup	Cecil	Buehrle	Buehrle	Janssen	Janssen
2014	Buehrle	Buehrle	Stroman	Stroman	Sanchez	Dickey	Buehrle
2015	Osuna	Sanchez	Buehrle	Buehrle	Estrada	Price	Estrada
2016	Sanchez	Estrada	Sanchez	Happ	Stroman	Liriano	Sanchez

Most Valuable Pitcher: 1978 – Clancy & Underwood 1979 – Underwood 1980 – Clancy
1981 – Stieb 1982 – Stieb

BLUE JAYS & CY YOUNG VOTING

YEAR	WINNER	PTS	BLUE JAYS	RANK	PTS
1982	Pete Vuckovich	87	Dave Stieb	4th	36
1984	Willie Hernandez	88	Dave Stieb	8th	1
1985	Bret Saberhagen	127	Doyle Alexander	6th	5
			Dave Stieb	9th	2
1986	Roger Clemens	140	Mark Eichhorn	6th	2
1987	Roger Clemens	124	Jimmy Key	2nd	64
1990	Bob Welch	107	Dave Stieb	6th	2
1991	Roger Clemens	119	Duane Ward	10th	3
1992	Dennis Eckersley	107	Jack Morris	5th	10
1993	Jack McDowell	124	Duane Ward	5th	5
			Pat Hentgen	6th	3
			Juan Guzman	7th	1
1995	Randy Johnson	136	David Cone	4th	18
1996	PAT HENTGEN	110	PAT HENTGEN	1st	110
1997	ROGER CLEMENS	134	ROGER CLEMENS	1st	134
1998	ROGER CLEMENS	140	ROGER CLEMENS	1st	140
2000	Pedro Martinez	140	David Wells	3rd	46
2003	ROY HALLADAY	136	ROY HALLADAY	1st	136
2006	Johan Santana	140	Roy Halladay	3rd	48
2007	C.C. Sabathia	119	Roy Halladay	5th	1
2008	Cliff Lee	132	Roy Halladay	2nd	71
2009	Zach Greinke	134	Roy Halladay	5th	11
2011	Justin Verlander	196	Ricky Romero	10th	2
2015	Dallas Keuchel	186	David Price (TOR/DET)	2nd	143
2016	Rick Porcello	137	J.A. Happ	6th	14
			Aaron Sanchez	7th	6
2017	Corey Kluber	204	Marcus Stroman	8th	2
2020	Shane Bieber	210	Hyun Jin Ryu	3rd	51
2021	ROBBIE RAY	207	ROBBIE RAY	1st	207



BLUE JAYS AND THE AL MANAGER OF THE YEAR VOTING

YEAR	WINNER	PTS	1ST PLACE VOTES	BLUE JAYS	RANK	PTS	1ST PLACE VOTES
1984	Sparky Anderson-DET	96	13	Bobby Cox	4	9	0
1985	BOBBY COX-TOR	104	14	—	—	—	—
1989	Frank Robinson-BAL	125	23	Cito Gaston	2	62	3
1990	Jeff Torborg-CWS	128	23	Cito Gaston	5	6	0
1991	Tom Kelly-MIN	138	27	Cito Gaston	3	17	0
1992	Tony LaRussa-OAK	132	25	Cito Gaston	4	13	1
1993	Gene Lamont-CWS	72	8	Cito Gaston	3	49	3
1998	Joe Torre-NYY	128	23	Tim Johnson	T6	4	0
2003	Tony Peña-KC	130	24	Carlos Tosca	7	3	0
2005	Ozzie Guillen-CWS	105	17	John Gibbons	7	1	0
2008	Joe Maddon-TB	138	27	Cito Gaston	6	2	0
2010	Ron Gardenhire-MIN	108	16	Cito Gaston	5	5	1
2015	Jeff Bannister-TEX	112	17	John Gibbons	4	22	1
2020	Kevin Cash-TB	126	22	Charlie Montoyo	3	47	2
2021	Kevin Cash-TB	109	19	Charlie Montoyo	4	23	3

ROOKIE-OF-THE-YEAR

YEAR	PLAYER	FINISHED	WINNER
1979	Alfredo Griffin	Tied 1st	Alfredo Griffin & John Castino
1980	Damaso Garcia	4th	Joe Charboneau
1981	George Bell	8th	Dave Righetti
1982	Jesse Barfield	8th	Cal Ripken
1985	Tom Henke	7th	Ozzie Guillen
1986	Mark Eichhorn	3rd	Jose Canseco
1987	Nelson Liriano	7th	Mark McGwire
1990	John Olerud	4th	Sandy Alomar
1991	Juan Guzman	2nd	Chuck Knoblauch
	Mike Timlin	6th	—
1994	Darren Hall	4th	Bob Hamelin
1995	Shawn Green	5th	Marty Cordova
1996	Tim Lincecum	Tied 7th	Derek Jeter
1997	Jose Cruz	2nd	Nomar Garciaparra
1999	Billy Koch	Tied 7th	Carlos Beltran
2002	Eric Hinske	1st	Eric Hinske
	Josh Phelps	6th	—
2005	Gustavo Chacin	5th	Huston Street
2015	Roberto Osuna	4th	Carlos Correa
2019	Cavan Biggio	5th	Yordan Alvarez
	Vladimir Guerrero Jr.	7th	—
2021	Alek Manoah	8th	Randy Arozarena

YOUNGEST BLUE JAYS TO RECORD FIRST MULTI-HOMER GAME

Player	Date	Age
Vladimir Guerrero Jr.	05/14/2019	20 years, 59 days
Travis Snider	04/13/2009	21 years, 70 days
Felipe Lopez	09/04/2001	21 years, 115 days
Bo Bichette	08/20/2019	21 years, 168 days
Carlos Delgado	04/11/1994	21 years, 290 days
John Olerud	06/21/1990	21 years, 320 days



BLUE JAYS AND THE MVP VOTING

YEAR	WINNER	PTS	BLUE JAYS	RANK	PTS
1981	Rollie Fingers	319	Dave Stieb	T27	1
1982	Robin Yount	385	Damaso Garcia	T26	5
1983	Cal Ripken	322	Willie Upshaw	11	41.5
			Lloyd Moseby	14	21
1984	Willie Hernandez	306	Willie Upshaw	T16	8
			George Bell	T16	5
			Dave Stieb	T23	4
			Lloyd Moseby	T23	4
			Doyle Alexander	T27	1
1985	Don Mattingly	367	Jesse Barfield	7	88
			George Bell	8	84
			Tom Henke	20	5
			Dennis Lamp	T21	3
			Doyle Alexander	T21	3
			Damaso Garcia	24	2
1986	Roger Clemens	339	George Bell	4	125
			Jesse Barfield	5	107
			Tony Fernandez	14	17
1987	GEORGE BELL	332	George Bell	1	332
			Tony Fernandez	8	79
			Tom Henke	T13	14
1988	Jose Canseco	392	Fred McGriff	17	9
1989	Robin Yount	205	Tony Fernandez	26	1
			George Bell	4	205
			Fred McGriff	6	96
			Tony Fernandez	19	9
			Mookie Wilson	T25	1
1990	Rickey Henderson	317	Kelly Gruber	4	175
			Fred McGriff	10	30
			Dave Stieb	T25	1
1991	Cal Ripken	318	Joe Carter	5	136
			Roberto Alomar	6	128
			Devon White	16	15
1992	Dennis Eckersley	306	Joe Carter	3	201
			Dave Winfield	5	141
			Roberto Alomar	6	118
			Jack Morris	13	18
1993	Frank Thomas	392	Paul Molitor	2	209
			John Olerud	3	198
			Roberto Alomar	6	102
			Joe Carter	12	25
			Duane Ward	22	3
1994	Frank Thomas	372	Joe Carter	10	35
			Paul Molitor	T18	9
1997	Ken Griffey Jr.	392	Roger Clemens	10	56
1998	Juan Gonzalez	357	Roger Clemens	11	49
1999	Ivan Rodriguez	252	Shawn Green	9	44
			Carlos Delgado	12	16
2000	Jason Giambi	317	Carlos Delgado	4	206
			David Wells	18	2
2001	Ichiro Suzuki	289	Shannon Stewart	T25	1
2003	Alex Rodriguez	242	Carlos Delgado	2	213
2006	Justin Morneau	320	Vernon Wells	T22	3
			Troy Glaus	T31	1
2009	Joe Mauer	387	Aaron Hill	T12	23
			Adam Lind	15	14
2010	Josh Hamilton	358	Jose Bautista	4	165
2011	Justin Verlander	280	Jose Bautista	3	231
2012	Miguel Cabrera	362	Edwin Encarnacion	11	33
2013	Miguel Cabrera	385	Edwin Encarnacion	14	7
2014	Mike Trout	420	Jose Bautista	6	122
2015	JOSH DONALDSON	385	Josh Donaldson	1	385
			Jose Bautista	8	82
			Edwin Encarnacion	12	38
			Russell Martin	24	2
2016	Mike Trout	356	Josh Donaldson	4	200
			Edwin Encarnacion	14	7
2017	Jose Altuve	405	Josh Donaldson	T22	1
2020	José Abreu	374	Teoscar Hernández	11	8
			Hyun Jin Ryu	T13	4
2021	Shohei Ohtani	420	Vladimir Guerrero Jr.	2	269
			Marcus Semien	3	232
			Bo Bichette	T12	7
			Robbie Ray	T15	4
			Teoscar Hernández	19	2

BIographies

LAST SEASON

HISTORY

RECORDS

OPPONENTS

PLAYER DEV.

MEDIA & MISC.



MAJOR LEAGUE AWARDS

ALLAN H. SELIG AWARD FOR PHILANTHROPIC EXCELLENCE

The Allan H. Selig Award for Philanthropic Excellence, formerly known as the Commissioner's Award for Philanthropic Excellence, was created in 2010 to recognize the charitable and philanthropic efforts of MLB Clubs. The Toronto Blue Jays are one of just two clubs to have received the Award twice:

2012:

Honoured for the Toronto Blue Jays Baseball Academy, a series of initiatives to help support youth across Canada and provide them with opportunities on and off the field of play, including Rookie League, Field of Dreams, Super Camps and Instructional Clinics.

2020:

Acknowledged for their extensive efforts throughout the COVID-19 pandemic, including 8.1 million meals delivered to food insecure Canadians; 14,200 youth in Jays Care virtual programming; 1,500 teachers, youth leaders, and volunteers trained to run best-in-class virtual programming; 20,000 volunteer hours provided from Blue Jays, Jays Care, and Rogers staff from coast-to-coast-to-coast; and 2,000 adaptive equipment kits delivered to families of children living with disabilities (Challenger Baseball).

CLUB AWARDS

BOBBY MATTICK AND AL LAMACCHIA AWARDS

In 1996, the Blue Jays organization established two awards: the **Bobby Mattick Player Development Award** and the **Al LaMacchia Scouting Award**. The awards were created to acknowledge the dedication, success and work ethic of Blue Jays baseball operations personnel, attributes so aptly displayed by the awards' namesakes. The Bobby Mattick Award was named after the longtime baseball executive who had spent 25 years of his career with the Blue Jays. The late Bobby Mattick was responsible for the development of many of the young players who have gone through the Blue Jays system. As well as being Director of Player Development for many years he also managed the Major League Blue Jays for two seasons in 1980 and 1981. The Al LaMacchia Award was named after the veteran scout who spent 20 seasons with the Blue Jays. The late Al LaMacchia's scouting talents have been deeply etched in the Blue Jays short history. In 2003, the Blue Jays introduced a **Community Service Award**. In 2009, the Blue Jays began giving out an award for the **Pro-Scout of the Year Award**.

	Bobby Mattick	Al LaMacchia	Community Service	Pro Scout	International Staff Member
1996	Rockett Wheeler	Duane Larson	--	--	
1997	Omar Malave	Jim Hughes	--	--	
1998	Rolando Pino	Tom Hinkle	--	--	
1999	Bruce Walton	Ellis Dungan	--	--	
2000	Marty Pevey	Tim Wilken	--	--	
2001	Dan Rajkowski	David Blume	--	--	
2002	Dane Johnson	Charles Aliano	--	--	
2003	Mike Basso	Ty Nichols	Cameron Reimers	--	
2004	Ken Joyce	Andy Beene	Tim Whittaker	--	
2005	Rick Langford	Demerius Pittman	Justin Singleton	--	
2006	Dennis Holmberg	Tom Burns	Brian Bormaster	--	
2007	Gary Cathcart	Marc Tramuta	David Corrente	--	
2008	Clayton McCullough	Aaron Jersild	Justin Jackson	--	
2009	Charlie Wilson	Matt Briggs	Alberto Quintana	Jim D'Aloia	
2010	Dane Johnson	Tim Rooney	Matt Daly	Kevin Briand	
2011	Dennis Holmberg	John Hendricks	Anthony Gose	Tom Clark	
2012	Chad Mottola	Blake Crosby	Daniel Barnes	Jim Skaalen	
2013	Mike Mordecai	Ryan Fox	Kevin Nolan	David May	
2014	Stubby Clapp	Nate Murrie	Taylor Cole	Matt Anderson	
2015	Bobby Meacham	Jim Lentine	L.B. Dantzler	Ted Lekas	Luciano Del Rosario

HOWARD STARKMAN AWARD

On April 10, 2014, the Blue Jays created the **Howard Starkman Award** which is presented annually to the Employee of the Year. It is granted annually to a Toronto Blue Jays Baseball Club employee who best exemplifies the values of integrity, innovation, accountability, team work and a passion for winning.

2014	Howard Starkman
2015	Charlie Wilson
2016	Karyn Gottschalk
2017	Tom Farrell
2018	Harry Einbinder
2019	Michelle Seniuk



R. HOWARD WEBSTER AWARDS

In 1982 the Blue Jays established a set of awards to be bestowed annually upon the 'Most Valuable Player' on each Blue Jay farm club. The awards are named in honour of R. Howard Webster, who was the first Chairman of the Board for the Toronto Blue Jays.

Year	AAA Syracuse	AA Knoxville	A Kinston	A Florence	A	Rookie Medicine Hat	Rookie Bradenton
1982	T. Fernandez	T. Thompson	D. Shipanoff	K. Kinnard		C. Johnston	E. Bolivar
1983	T. Fernandez	D. Shipanoff	J. Escobar	C. Fielder		R. Robbins	S. Escobar
1984	F. Manrique	M. Sharpeson	L. Aquino	P. Borders		R. Ducey	S. Garcia
1985	R. Leach	S. Davis	E. Yelding	S. Campusano		G. Berroa	D. Martinez
1986	M. Sharpeson	G. Hill	Ventura G. Myers Dunedin	P. Munoz Myrtle Beach	St. Catharines W. Blair	M. Whiten	
1987	T. Stottlemire	G. Berroa	S. Cummings	D. Linton	D. Bell	A. Dziadkowiec	
1988	A. Infante	A. Sanchez	P. Munoz	L. Sojo	W. Williams	E. Mendez	W. Rojas
1989	G. Hill	D. Bell	N. Cromwell	R. Gianelli	G. O'Halloran	S. Holtzclaw	
1990	M. Whiten	T. Quinlan	J. Kent	M. Ogliaruso	C. Delgado	B. Bowers	
1991	D. Bell	J. Kent	N. Wilson	H. Battle	R. Butler	F. Crespo	Gulf Coast C. Stynes
1992	B. Davis	J. De La Rosa	C. Delgado	A. Gonzalez Hagerstown	T. Crabtree	J. Hererra	T. Brito
1993	R. Perez	C. Delgado	C. Weinke	D.J. Boston	A. Beltran	L. De La Cruz	A. Hightower
1994	S. Green	C. Stynes	K. Harmes	D. Sinnes	J. Ladd	J. Mosquera	K. Escobar
1995	R. Perez	S. Stewart	J. Patzke	J. Ladd	J. Young	M. Peebles	M. Whitlock
1996	S. Stewart	R. Jones	R. Halladay	M. Whitlock	W. Skett	R. Stromsberg	
1997	R. Butler	K Witt	W. Skett	L. Lopez	S. Langaigue	G. Morrison	
1998	P. Lennon	L. Lopez	B. Abernathy	J. Sneed	J. Kingery	J. Gibbons	
1999	L. Lopez	T. Giles	C. Izturis	J. Nunez	B. Jackson	G. Chacin	
2000	C. Mottola	Tennessee J. Gibbons	J. Lawrence	R. Johnson Charleston	M. Malpica Auburn	J. Johnson	
2001	L. Lopez	J. Phelps	R. Thompson	A. McCulloch	M. Mayorson	N. Tempesta	
2002	G. Burnham	V. Chulk	D. Rich	M. Snyder	J. Owens	J. DeJong Pulaski	
2003	S. Pond	A. Rios New Haven New Hampshire	J. Harper	R. Medina	V. Chiaravallotti	R. Diaz	
2004	G. Williams	A. Hill	I. Ramirez	C. Johnston Lansing	A. Lind	Y. Rodriguez	
2005	J. Griffin	J. Banks	A. Lind	C. Snavey	R. Patterson	J. Butler	
2006	K. Barker	A. Lind	R. Patterson	C. Cheng	J. Campbell	T. Snider	
2007	J. Banks	D. Smith	J. Kreuzer	T. Snider	B. Cecil	--	J. Chavez
2008	D. Purcey Las Vegas	S. Campbell	B. Dopriak	M. Rzepczynski	R. Bell	--	B. Fuenmayer
2009	R. Ruiz	B. Dopirak	M. Sierra	J. Chavez	S. Ochinko	--	C. Perez
2010	J. Arencibia	E. Thames	M. McDade	S. Ochinko	C. Perez	--	J. Marisnick
2011	D. Cooper	T. d'Arnaud	A. Jimenez	J. Marisnik	Vancouver J. Nicolino	Bluefield C. Hawkins	J. Rosado
2012	A. Hechavarria Buffalo	R. Goins	D. Barnes	J. Nicolino	J. Avendano	C. Lopes	A. Tirado
2013	R. Goins	B. Glenn	J. Berti	D. Smith Jr.	L. Dantzler	M. Dean	F. Barreto
2014	K. Pillar	J. Berti	D. Smith Jr.	M. Nay	F. Barreto	R. Urena	J. Kelly
2015	M. Hague	R. Schimpf	W. Browning	R. McBroom	R. Hissey	R. Orozco	J. Maese



OPENING DAY

SEASON OPENERS (23-22)

DATE	OPPONENT	W/L	SCORE	WP	LP	ATT
April 7, 1977	Chicago (AL)	W	9-5	Johnson	Brett	44,649
April 7, 1978	at Detroit	L	2-6	Fliryoh	Lemanczyk	52,528
April 5, 1979	at Kansas City	L	2-11	Leonard	Underwood	37,754
April 9, 1980	at Seattle	L	6-8	Parrott	Lemanczyk	22,588
April 9, 1981	at Detroit	L	2-6	Morris	McLaughlin	51,452
April 9, 1982	Milwaukee	L	4-15	Vuckovich	Bombback	30,216
April 5, 1983	at Boston	W	7-1	Stieb	Eckersley	33,852
April 4, 1984	at Seattle	L	2-3 (10)	Stanton	Lamp	43,200
April 8, 1985	at Kansas City	L	1-2	Black	Stieb	41,086
April 8, 1986	at Texas	L	3-6	Guzman	Stieb	40,602
April 6, 1987	Cleveland	W	7-3	Key	Candiotti	40,404
April 4, 1988	at Kansas City	W	5-3	Key	Saberhagen	40,648
April 3, 1989	at Kansas City	W	4-3	Key	Gubicza	38,595
April 9, 1990	at Texas	L	2-4	Ryan	Stottlemire	40,907
April 8, 1991	Boston	L	2-6	Clemens	Stieb	50,114
April 6, 1992	at Detroit	W	4-2	Morris	Gullickson	51,068
April 6, 1993	at Seattle	L	1-8	Johnson	Morris	56,120
April 4, 1994	Chicago	W	7-3	Guzman	McDowell	50,484
April 26, 1995	Oakland	W	13-1	Cone	Stewart	50,426
April 1, 1996	at Oakland (Las Vegas)	W	9-6	Hanson	Reyes	7,294
April 1, 1997	Chicago (AL)	L	5-6 (10)	Castillo	Plesac	40,299
April 1, 1998	Minnesota	W	3-2	Clemens	Tewksbury	41,387
April 6, 1999	at Minnesota	L	1-6	Radke	Hentgen	45,601
April 3, 2000	Kansas City	W	5-4	Koch	Spradlin	40,898
April 1, 2001	Texas (Puerto Rico)	W	8-1	Loaiza	Helling	19,891
April 1, 2002	at Boston	W	12-11	Escobar	Urbina	33,520
March 31, 2003	New York (AL)	L	4-8	Clemens	Halladay	50,119
April 5, 2004	Detroit	L	0-7	Johnson	Halladay	47,817
April 4, 2005	at Tampa Bay	W	5-2	Halladay	Brazelton	26,018
April 4, 2006	Minnesota	W	6-3	Halladay	Santana	50,449
April 2, 2007	at Detroit	W	5-3 (10)	Frasor	Rodney	44,297
April 1, 2008	at New York (AL)	L	2-3	Wang	Halladay	55,112
April 6, 2009	Detroit	W	12-5	Halladay	Verlander	48,027
April 5, 2010	at Texas	L	4-5	Francisco	Frasor	50,299
April 1, 2011	Minnesota	W	13-3	Romero	Pavano	47,984
April 5, 2012	at Cleveland	W	7-4 (16)	Perez	Asencio	43,190
April 2, 2013	Cleveland	L	1-4	Masterson	Dickey	48,857
March 31, 2014	at Tampa Bay	L	2-9	Price	Dickey	31,042
April 6, 2015	at New York (AL)	W	6-1	Hutchison	Tanaka	48,469
April 3, 2016	at Tampa Bay	W	5-3	Stroman	Archer	31,042
April 3, 2017	at Baltimore	L	2-3 (11)	Wilson	Grilli	45,667
March 29, 2018	New York (AL)	L	1-6	Severino	Happ	48,115
March 28, 2019	Detroit	L	0-2 (10)	Alcantara	Hudson	45,048
July 24, 2020	at Tampa Bay	W	6-4	Romano	Morton	0
April 1, 2021	at New York (AL)	W	3-2 (10)	Romano	Nelson	10,850

BIographies

LAST SEASON

HISTORY

RECORDS

OPPONENTS

PLAYER DEV.

MEDIA & MISC.



HOME OPENERS (27-18)

DATE	OPPONENT	W/L	SCORE	WP	LP	ATT
April 7, 1977	Chicago (AL)	W	9-5	Johnson	Brett	44,649
April 14, 1978	Detroit	W	10-8	Kirkwood	Wilcox	35,761
April 13, 1979	Kansas City	W	4-1	Clancy	Spittlorf	40,035
April 16, 1980	Milwaukee	W	11-2	Stieb	Slaton	12,688
April 13, 1981	New York (AL)	W	5-1	Clancy	John	25,112
April 9, 1982	Milwaukee	L	4-15	Vuckovich	Bomback	30,216
April 9, 1983	New York (AL)	W	7-4	Jackson	Gossage	36,459
April 17, 1984	Baltimore	W	3-2	Key	T.Martinez	35,602
April 16, 1985	Texas	L	4-9	Mason	Leal	41,284
April 14, 1986	Baltimore	L	1-2	Boddicker	Alexander	43,587
April 6, 1987	Cleveland	W	7-3	Key	Candiotti	40,404
April 11, 1988	New York (AL)	W	17-9	Wells	Rhoden	45,185
April 14, 1989	Kansas City	W	3-0	Key	Leibrandt	46,028
April 10, 1990	Texas	W	2-1	Stieb	Hough	49,673
April 8, 1991	Boston	L	2-6	Clemens	Stieb	50,114
April 10, 1992	Baltimore	W	4-3	Hentgen	Olson	50,424
April 9, 1993	Cleveland	W	13-10	Eichhorn	Power	50,533
April 4, 1994	Chicago (AL)	W	7-3	Guzman	McDowell	50,484
April 26, 1995	Oakland	W	13-1	Cone	Stewart	50,426
April 9, 1996	California	W	5-0	Hentgen	Langston	36,316
April 1, 1997	Chicago (AL)	L	5-6(10)	Castillo	Plesac	40,299
April 1, 1998	Minnesota	W	3-2	Clemens	Tewksbury	41,387
April 12, 1999	Tampa Bay	W	7-1	Wells	Saunders	37,160
April 3, 2000	Kansas City	W	5-4	Koch	Spradlin	40,898
April 9, 2001	Tampa Bay	W	8-1	Hamilton	Wilson	48,115
April 4, 2002	Minnesota	W	7-2	Halladay	Mays	47,469
March 31, 2003	New York (AL)	L	4-8	Clemens	Halladay	50,119
April 5, 2004	Detroit	L	0-7	Johnson	Halladay	47,817
April 8, 2005	Boston	L	5-6	Arroyo	Bush	50,560
April 4, 2006	Minnesota	W	6-3	Halladay	Santana	50,449
April 9, 2007	Kansas City	W	9-1	Burnett	Perez	50,125
April 4, 2008	Boston	W	6-3	Marcum	Aardsma	50,171
April 6, 2009	Detroit	W	12-5	Halladay	Verlander	48,027
April 12, 2010	Chicago (AL)	L	7-8	Thornton	Accardo	46,321
April 1, 2011	Minnesota	W	13-3	Romero	Pavano	47,984
April 9, 2012	Boston	L	2-4	Atchison	Santos	48,473
April 2, 2013	Cleveland	L	1-4	Masterson	Dickey	48,857
April 4, 2014	New York (AL)	L	3-7	Tanaka	McGowan	48,197
April 13, 2015	Tampa Bay	L	1-2	Odorizzi	Dickey	48,414
April 8, 2016	Boston	L	7-8	Barnes	Storen	48,871
April 11, 2017	Milwaukee	L	3-4	Peralta	Happ	48,456
March 29, 2018	New York (AL)	L	1-6	Severino	Happ	48,115
March 28, 2019	Detroit	L	0-2 (10)	Alcantara	Hudson	45,048
August 11, 2020	Miami	W	5-4 (10)	Cole	Trayler	0
April 8, 2021	Los Angeles (AL)	L	5-7(11)	Guerra	Borucki	1,348

SEASON OPENING DAY RECORDS

OVERALL RECORD:	23-22
HOME OPENERS:	27-18
EXTRA INNINGS:	3-4
MOST RUNS:	13, 2x, last: April 1, 2011 vs. Minnesota
MOST HITS:	16 vs. Chicago, April 7, 1977
FEWEST HITS:	2 vs. New York (AL), March 29, 2018 & vs. Detroit, March 28, 2019
MOST RUNS, OPPONENT:	15 vs. Milwaukee, April 9, 1982
MOST HITS, OPPONENT:	16 vs. Milwaukee, April 9, 1982
FEWEST HITS, OPPONENT:	3 at Boston, April 5, 1983 & at New York (AL), April 6, 2015
EARLIEST OPENING DAY:	vs. Detroit, March 28, 2019
LATEST OPENING DAY:	at Tampa Bay, July 24, 2020
RECORD VS. OPPONENTS:	Baltimore, 0-1; Boston, 2-1; Chicago, 2-1; Cleveland, 2-1; Detroit, 3-4; Kansas City, 3-2; Milwaukee, 0-1; Minnesota, 3-1; New York, 2-3; Oakland, 2-0; Seattle, 0-3; Tampa Bay, 3-1; Texas, 1-3 Roy Halladay (7)
MOST STARTS:	Roy Halladay (3), Jimmy Key (3)
MOST WINS:	Dave Stieb (3), Roy Halladay (3)
MOST LOSSES:	Dave Stieb (3), Roy Halladay (3)
LARGEST OPENING DAY CROWD:	50,560, April 8, 2005 vs. Boston; 56,120, April 6, 1993 at Seattle
SMALLEST OPENING DAY CROWD:	12,688, April 16, 1980 vs. Milwaukee; 0, July 24, 2020 at Tampa Bay



LINEUPS

1977

vs. CHICAGO

John Scott	-LF
Hector Torres	-SS
Doug Ault	-1B
Otto Velez	-DH
Gary Woods	-CF
Steve Bowling	-RF
Pedro Garcia	-2B
Dave McKay	-3B
Rick Cerone	-C
Bill Singer	-P
Roy Hartsfield	-MGR

1981

at DETROIT

Alfredo Griffin	-SS
Lloyd Moseby	-CF
Otto Velez	-DH
John Mayberry	-1B
Willie Upshaw	-LF
Damaso Garcia	-2B
Barry Bonnell	-RF
Danny Ainge	-3B
Ernie Whitt	-C
Jim Clancy	-P
Bob Mattick	-MGR

1985

at KANSAS CITY

Damaso Garcia	-2B
Lloyd Moseby	-CF
George Bell	-LF
Jesse Barfield	-RF
Jeff Burroughs	-DH
Willie Upshaw	-1B
Buck Martinez	-C
Garth Iorg	-3B
Tony Fernandez	-SS
Dave Stieb	-P
Bobby Cox	-MGR

1989

at KANSAS CITY

Lloyd Moseby	-CF
Rance Mulliniks	-3B
Tony Fernandez	-SS
George Bell	-LF
Fred McGriff	-1B
Jesse Barfield	-RF
Ernie Whitt	-C
Nelson Liriano	-DH
Manny Lee	2B
Jimmy Key	-P
Jimmy Williams	-MGR

1978

at DETROIT

Rick Bosetti	-CF
Al Woods	-LF
Roy Howell	-3B
Rico Carty	-DH
John Mayberry	-1B
Tommy Hutton	-RF
Dave McKay	-2B
Luis Gomez	-SS
Alan Ashby	-C
Dave Lemanczyk	-P
Roy Hartsfield	-MGR

1982

vs. MILWAUKEE

Alfredo Griffin	-SS
Al Woods	-LF
Lloyd Moseby	-CF
Willie Upshaw	-1B
John Mayberry	-DH
Jesse Barfield	-RF
Ernie Whitt	-C
Damaso Garcia	-2B
Rance Mulliniks	-3B
Mark Bomback	-P
Bobby Cox	-MGR

1986

at TEXAS

Lloyd Moseby	-CF
Tony Fernandez	-SS
Rance Mulliniks	-3B
Willie Upshaw	-1B
George Bell	-LF
Jesse Barfield	-RF
Ernie Whitt	-C
Cecil Fielder	-DH
Damaso Garcia	-2B
Dave Stieb	-P
Jimmy Williams	-MGR

1990

at TEXAS

Tony Fernandez	-SS
Mookie Wilson	-CF
Kelly Gruber	-3B
George Bell	-LF
Fred McGriff	-1B
John Olerud	-DH
Greg Myers	-C
Nelson Liriano	-2B
Junior Felix	-RF
Todd Stottlemire	-P
Cito Gaston	-MGR

1979

at KANSAS CITY

Alfredo Griffin	-SS
Bob Bailor	-RF
Roy Howell	-3B
Rico Carty	-DH
John Mayberry	-1B
Rick Bosetti	-CF
Bobby Brown	-LF
Dave McKay	-2B
Rick Cerone	-C
Tom Underwood	-P
Roy Hartsfield	-MGR

1983

at BOSTON

Damaso Garcia	-2B
Dave Collins	-LF
Willie Upshaw	-1B
Cliff Johnson	-DH
Jesse Barfield	-RF
Ernie Whitt	-C
Lloyd Moseby	-CF
Rance Mulliniks	-3B
Alfredo Griffin	-SS
Dave Stieb	-P
Bobby Cox	-MGR

1987

vs. CLEVELAND

Tony Fernandez	-SS
Rance Mulliniks	-3B
Lloyd Moseby	-CF
George Bell	-LF
Jesse Barfield	-RF
Willie Upshaw	-1B
Ernie Whitt	-C
Fred McGriff	-DH
Mike Sharperson	-2B
Jimmy Key	-P
Jimmy Williams	-MGR

1991

vs. BOSTON

Devon White	-CF
Roberto Alomar	-2B
Kelly Gruber	-3B
Joe Carter	-RF
John Olerud	-1B
Rance Mulliniks	-DH
Greg Myers	-C
Manuel Lee	-SS
Mookie Wilson	-LF
Dave Stieb	-P
Cito Gaston	-MGR

1980

at SEATTLE

Alfredo Griffin	-SS
Bob Bailor	-RF
John Mayberry	-1B
Otto Velez	-DH
Roy Howell	-3B
Barry Bonnell	-LF
Rick Bosetti	-CF
Damaso Garcia	-2B
Ernie Whitt	-C
Dave Lemanczyk	-P
Bob Mattick	-MGR

1984

at SEATTLE

Damaso Garcia	-2B
Rance Mulliniks	-3B
Lloyd Moseby	-CF
Willie Upshaw	-1B
Cliff Johnson	-DH
George Bell	-LF
Jesse Barfield	-RF
Ernie Whitt	-C
Alfredo Griffin	-SS
Jim Clancy	-P
Bobby Cox	-MGR

1988

at KANSAS CITY

Nelson Liriano	-2B
Lloyd Moseby	-LF
Tony Fernandez	-SS
George Bell	-DH
Rance Mulliniks	-3B
Ernie Whitt	-C
Jesse Barfield	-RF
Fred McGriff	-1B
Sil Campusano	-CF
Jimmy Key	-P
Jimmy Williams	-MGR

1992

at DETROIT

Devon White	-CF
Roberto Alomar	-2B
Joe Carter	-RF
Dave Winfield	-DH
Kelly Gruber	-3B
John Olerud	-1B
Derek Bell	-LF
Pat Borders	-SS
Manuel Lee	-C
Jack Morris	-P
Cito Gaston	-MGR



1993**at SEATTLE**

Devon White -CF
 Roberto Alomar -2B
 Paul Molitor -DH
 Joe Carter -LF
 Darrin Jackson -RF
 Domingo Martinez-1B
 Ed Sprague -3B
 Pat Borders -C
 Dick Schofield -SS
 Jack Morris -P
 Cito Gaston -MGR

1997**vs. CHICAGO**

Otis Nixon -CF
 Carlos Garcia -2B
 Orlando Merced -RF
 Joe Carter -1B
 Ed Sprague -3B
 Carlos Delgado -DH
 Benito Santiago -C
 Shawn Green -LF
 Alex Gonzalez -SS
 Pat Hentgen -P
 Cito Gaston -MGR

2001**vs. TEXAS (Puerto Rico)**

Shannon Stewart -LF
 Alex Gonzalez -SS
 Raul Mondesi -RF
 Carlos Delgado -1B
 Brad Fullmer -DH
 Tony Batista -3B
 Darrin Fletcher -C
 Jose Cruz Jr. -CF
 Homer Bush -2B
 Esteban Loaiza -P
 Buck Martinez -MGR

2005**at TAMPA BAY**

Frank Catalanotto -LF
 Orlando Hudson -2B
 Vernon Wells -CF
 Corey Koskie -3B
 She Hillenbrand -DH
 Eric Hinske -1B
 Gregg Zaun -C
 Gabe Gross -RF
 Russ Adams -SS
 Roy Halladay -P
 John Gibbons -MGR

1994**vs. CHICAGO**

Devon White -CF
 Roberto Alomar -2B
 Paul Molitor -DH
 Joe Carter -RF
 John Olerud -1B
 Carlos Delgado -LF
 Ed Sprague -3B
 Pat Borders -C
 Alex Gonzalez -SS
 Juan Guzman -P
 Cito Gaston -MGR

1998**vs. MINNESOTA**

Shannon Stewart -LF
 Tony Fernandez -2B
 Shawn Green -RF
 Jose Canseco -DH
 Mike Stanley -1B
 Darrin Fletcher -C
 Ed Sprague -3B
 Jose Cruz Jr. -CF
 Alex Gonzalez -SS
 Roger Clemens -P
 Tim Johnson -MGR

2002**at BOSTON**

Shannon Stewart -DH
 Eric Hinske -3B
 Raul Mondesi -RF
 Carlos Delgado -1B
 Jose Cruz Jr. -LF
 Darrin Fletcher -C
 Vernon Wells -CF
 Homer Bush -2B
 Felipe Lopez -SS
 Chris Carpenter -P
 Buck Martinez -MGR

2006**vs. MINNESOTA**

Reed Johnson -LF
 Alex Rios -RF
 Vernon Wells -CF
 Troy Glaus -3B
 Lyle Overbay -1B
 Shea Hillenbrand -DH
 Bengie Molina -C
 Aaron Hill -2B
 Russ Adams -SS
 Roy Halladay -P
 John Gibbons -MGR

1995**vs. OAKLAND**

Devon White -CF
 Alex Gonzalez -SS
 Paul Molitor -DH
 Joe Carter -LF
 John Olerud -1B
 Roberto Alomar -2B
 Shawn Green -RF
 Ed Sprague -3B
 Lance Parrish -C
 David Cone -P
 Cito Gaston -MGR

1999**at MINNESOTA**

Shannon Stewart -LF
 Homer Bush -2B
 Shawn Green -RF
 Dave Hollins -DH
 Carlos Delgado -1B
 Tony Fernandez -3B
 Jose Cruz Jr. -CF
 Darrin Fletcher -C
 Alex Gonzalez -SS
 Pat Hentgen -P
 Jim Fregosi -MGR

2003**vs. NEW YORK**

Shannon Stewart -LF
 Frank Catalanotto -RF
 Vernon Wells -CF
 Carlos Delgado -1B
 Josh Phelps -DH
 Eric Hinske -3B
 Orlando Hudson -2B
 Chris Woodward -SS
 Ken Huckaby -C
 Roy Halladay -P
 Carlos Tosca -MGR

2007**at DETROIT**

Reed Johnson -LF
 Lyle Overbay -1B
 Vernon Wells -CF
 Frank Thomas -DH
 Troy Glaus -3B
 Alex Rios -RF
 Aaron Hill -2B
 Gregg Zaun -C
 Royce Clayton -SS
 Roy Halladay -P
 John Gibbons -MGR

1996**at OAKLAND (Las Vegas)**

Otis Nixon -CF
 Domingo Cedeño -2B
 Joe Carter -LF
 John Olerud -DH
 Ed Sprague -3B
 Carlos Delgado -1B
 Shawn Green -RF
 Sandy Martinez -C
 Alex Gonzalez -SS
 Erik Hanson -P
 Cito Gaston -MGR

2000**vs. KANSAS CITY**

Shannon Stewart -LF
 Homer Bush -2B
 Raul Mondesi -RF
 Carlos Delgado -1B
 Brad Fullmer -DH
 Tony Batista -3B
 Darrin Fletcher -C
 Jose Cruz Jr. -CF
 Alex Gonzalez -SS
 David Wells -P
 Jim Fregosi -MGR

2004**vs. DETROIT**

Reed Johnson -RF
 Frank Catalanotto -LF
 Vernon Wells -CF
 Carlos Delgado -1B
 Josh Phelps -DH
 Eric Hinske -3B
 Orlando Hudson -2B
 Chris Woodward -SS
 Kevin Cash -C
 Roy Halladay -P
 Carlos Tosca -MGR

2008**at NEW YORK**

David Eckstein -SS
 Shannon Stewart -LF
 Alex Rios -RF
 Vernon Wells -CF
 Frank Thomas -DH
 Lyle Overbay -1B
 Aaron Hill -2B
 Marco Scutaro -3B
 Gregg Zaun -C
 Roy Halladay -P
 John Gibbons -MGR



2009**vs. DETROIT**

Marco Scutaro -SS
 Aaron Hill -2B
 Alex Rios -RF
 Vernon Wells -CF
 Adam Lind -DH
 Scott Rolen -3B
 Lyle Overbay -1B
 Rod Barajas -C
 Travis Snider -LF
 Roy Halladay -P
 Cito Gaston -MGR

2013**vs. CLEVELAND**

Jose Reyes -SS
 Melky Cabrera -LF
 Jose Bautista -RF
 Edwin Encarnacion-1B
 Adam Lind -DH
 J.P. Arencibia -CF
 Colby Rasmus -C
 Maicer Izturis -3B
 Emilio Bonifacio -2B
 R.A. Dickey -P
 John Gibbons -MGR

2017**at BALTIMORE**

Devon Travis -2B
 Josh Donaldson -3B
 Jose Bautista -RF
 Kendrys Morales -DH
 Troy Tulowitzki -SS
 Russell Martin -C
 Steve Pearce -1B
 Kevin Pillar -CF
 Ezequiel Carrera -LF
 Marco Estrada -P
 John Gibbons -MGR

2021**at New York (AL)**

Marcus Semien -2B
 Cavan Biggio -3B
 Bo Bichette -SS
 Teoscar Hernández -RF
 Vladimir Guerrero Jr. -1B
 Lourdes Gurriel Jr. -LF
 Rowdy Tellez -DH
 Randal Grichuk -CF
 Danny Jansen -C
 Hyun Jin Ryu -P
 Charlie Montoyo -MGR

2010**at TEXAS**

Jose Bautista -RF
 Aaron Hill -2B
 Adam Lind -DH
 Vernon Wells -CF
 Lyle Overbay -1B
 John Buck -C
 Edwin Encarnacion-3B
 Alex Gonzalez -SS
 Travis Snider -LF
 Shaun Marcum -P
 Cito Gaston -MGR

2014**at TAMPA BAY**

Jose Reyes -SS
 Melky Cabrera -LF
 Jose Bautista -RF
 Edwin Encarnacion-1B
 Dioner Navarro -DH
 Brett Lawrie -3B
 Colby Rasmus -CF
 Maicer Izturis -2B
 Josh Thole -C
 R.A. Dickey -P
 John Gibbons -MGR

2018**vs. NEW YORK (AL)**

Devon Travis -2B
 Josh Donaldson -3B
 Justin Smoak -1B
 Curtis Granderson-LF
 Kendrys Morales -DH
 Randal Grichuk -RF
 Russell Martin -C
 Kevin Pillar -CF
 Aledmys Diaz -SS
 J.A. Happ -P
 John Gibbons -MGR

2011**vs. MINNESOTA**

Rajai Davis -CF
 Yunel Escobar -SS
 Jose Bautista -RF
 Adam Lind -1B
 Aaron Hill -2B
 Edwin Encarnacion-3B
 Travis Snider -LF
 Juan Rivera -DH
 J.P. Arencibia -C
 Ricky Romero -P
 John Farrell -MGR

2015**at NEW YORK**

Jose Reyes -SS
 Russell Martin -C
 Jose Bautista -RF
 Edwin Encarnacion-1B
 Josh Donaldson -3B
 Dioner Navarro -DH
 Dalton Pompey -CF
 Kevin Pillar -LF
 Devon Travis -2B
 Drew Hutchison -P
 John Gibbons -MGR

2019**vs. DETROIT**

Brandon Drury -3B
 Randal Grichuk -RF
 Teoscar Hernandez-LF
 Justin Smoak -1B
 Lourdes Gurriel Jr. -2B
 Kevin Pillar -CF
 Rowdy Tellez -DH
 Danny Jansen -C
 Freddy Galvis -SS
 Marcus Stroman -P
 Charlie Montoyo -MGR

2012**at CLEVELAND**

Yunel Escobar -SS
 Kelly Johnson -2B
 Jose Bautista -RF
 Adam Lind -1B
 Edwin Encarnacion-DH
 Brett Lawrie -3B
 Eric Thames -LF
 J.P. Arencibia -C
 Colby Rasmus -CF
 Ricky Romero -P
 John Farrell -MGR

2016**at TAMPA BAY**

Kevin Pillar -CF
 Josh Donaldson -3B
 Jose Bautista -RF
 Edwin Encarnacion-DH
 Troy Tulowitzki -SS
 Chris Colabello -1B
 Michael Saunders -LF
 Russell Martin -C
 Ryan Goins -2B
 Marcus Stroman -P
 John Gibbons -MGR

2020**at TAMPA BAY**

Bo Bichette -SS
 Cavan Biggio -2B
 Vladimir Guerrero Jr. -1B
 Travis Shaw -3B
 Randal Grichuk -CF
 Rowdy Tellez -DH
 Teoscar Hernandez-RF
 Derek Fisher -LF
 Danny Jansen -C
 Hyun Jin Ryu -P
 Charlie Montoyo -MGR





TORONTO BLUE JAYS RECORDS

GEORGE SPRINGER

SEASON RECORDS

CLUB STATISTICS

YEAR-BY-YEAR RECORD

YEAR	WON-LOST	PCT	HOME	PCT	ROAD	PCT	POS	GB	MANAGER
1977	54-107	.335	25-55	.313	29-52	.358	7th	45.5	Roy Hartsfield
1978	59-102	.366	37-44	.457	22-58	.275	7th	50.0	Roy Hartsfield
1979	53-109	.327	32-49	.395	21-60	.259	7th	50.5	Roy Hartsfield
1980	67-95	.414	35-46	.432	32-49	.395	7th	36.0	Bob Mattick
1981	16-42	.276	17-36	.320	20-33	.377	7th	19.0	Bob Mattick
	21-27	.438					7th	7.5	Bob Mattick
									Bobby Cox
1982	78-84	.481	44-37	.543	34-47	.420	16th	17.0	Bobby Cox
1983	89-73	.549	48-33	.593	41-40	.506	4th	9.0	Bobby Cox
1984	89-73	.549	49-32	.605	40-41	.494	2nd	15.0	Bobby Cox
1985	99-62	.615	54-26	.675	45-36	.556	1st	+2.0	Bobby Cox
1986	86-76	.531	42-39	.519	44-37	.543	4th	9.5	Jimmy Williams
1987	96-66	.593	52-29	.642	44-37	.543	2nd	2.0	Jimmy Williams
1988	87-75	.537	45-36	.556	42-39	.519	T3rd	2.0	Jimmy Williams
1989	89-73	.549	46-35	.568	43-38	.531	1st	+2.0	Williams/Gaston
1990	86-76	.531	44-37	.543	42-39	.519	2nd	2.0	Cito Gaston
1991	91-71	.562	46-35	.568	45-36	.556	1st	+7.0	Gaston/Tenace
1992	96-66	.593	53-28	.654	43-38	.531	1st	+4.0	Cito Gaston
1993	95-67	.586	48-33	.593	47-34	.580	1st	+7.0	Cito Gaston
1994	55-60	.478	33-26	.559	22-34	.393	3rd	+2.0	Cito Gaston
1995	56-88	.389	29-43	.403	27-45	.375	5th	31.0	Cito Gaston
1996	74-88	.457	35-46	.432	39-42	.481	4th	18.0	Cito Gaston
1997	76-86	.469	42-39	.519	34-47	.420	5th	22.0	Gaston/Queen
1998	88-74	.543	51-30	.630	37-44	.457	3rd	26.0	Tim Johnson
1999	84-78	.519	40-41	.494	44-37	.543	3rd	14.0	Jim Fregosi
2000	83-79	.512	45-36	.556	38-43	.469	3rd	4.5	Jim Fregosi
2001	80-82	.493	40-42	.488	40-40	.500	3rd	16.0	Buck Martinez
2002	78-84	.481	42-39	.519	36-45	.444	3rd	25.5	Martinez/Tosca
2003	86-76	.530	41-40	.506	45-36	.556	3rd	15.0	Carlos Tosca
2004	67-94	.416	40-41	.494	27-53	.338	5th	33.5	Tosca/Gibbons
2005	80-82	.494	43-38	.531	37-44	.457	3rd	15.0	John Gibbons
2006	87-75	.537	50-31	.617	37-44	.457	2nd	10.0	John Gibbons
2007	83-79	.512	49-32	.605	34-47	.420	3rd	13.0	John Gibbons
2008	86-76	.531	47-34	.580	39-42	.481	4th	11.0	Gibbons/Gaston
2009	75-87	.463	44-37	.543	31-50	.383	4th	28.0	Cito Gaston
2010	85-77	.525	45-33	.577	40-44	.476	4th	11.0	Cito Gaston
2011	81-81	.500	42-39	.519	39-42	.481	4th	16.0	John Farrell
2012	73-89	.451	41-40	.506	32-49	.395	4th	22.0	John Farrell
2013	74-88	.457	40-41	.494	34-47	.420	5th	23.0	John Gibbons
2014	83-79	.512	46-35	.568	37-44	.457	3rd	13.0	John Gibbons
2015	93-69	.574	53-28	.654	40-41	.494	1st	+6.0	John Gibbons
2016	89-73	.549	46-35	.568	43-38	.531	T2nd	4.0	John Gibbons
2017	76-86	.469	42-39	.519	29-52	.420	4th	17.0	John Gibbons
2018	73-89	.451	40-41	.494	33-48	.407	4th	35.0	John Gibbons
2019	67-95	.414	35-46	.432	32-49	.395	4th	36.0	Charlie Montoyo
2020	32-28	.533	17-9	.654	15-19	.441	3rd	8.0	Charlie Montoyo
2021	91-71	.562	47-33	.588	44-38	.537	4th	9.0	Charlie Montoyo
TOTAL	3506-3557	.496	1882-1644	.534	1624-1913	.459			

BIOGRAPHIES

LAST SEASON

HISTORY

RECORDS

OPPONENTS

PLAYER DEV.

MEDIA & MISC.





P.O. Box 1838
386 Church St. S.
St. Marys, ON N4X 1C2

Web site: www.baseballhalloffame.ca
E-mail: baseball@baseballhalloffame.ca
Phone: (519) 284-1838

Hours:

See: www.baseballhalloffame.ca

BOARD CHAIR

Jeremy Diamond

DIRECTOR OF OPERATIONS

Scott Crawford

CURATOR

Christi Hudson

**2022 INDUCTION WEEKEND
OPENING RECEPTION**

Thursday, June 16

**2022 CELEBRITY GOLF
CLASSIC AND BANQUET**

Friday, June 17

**2022 HALL OF FAME
INDUCTION CEREMONY**

Saturday, June 18

Induction ceremony:

2022 Class:

– Jeff Francis

2020 Class:

– Justin Morneau

– Duane Ward

– John Olerud

– Jacques Doucet

**TORONTO BLUE JAYS
HALL-OF-FAMERS**

1985 - Ron Taylor

1986 - Bobby Prentice

1997 - Pat Gillick

1999 - Bobby Mattick

2000 - Jim Fanning

2001 - Dave McKay

2002 - Paul Beeston, Cito Gaston,
Don McDougall

2003 - Joe Carter

2004 - N.E. (Peter) Hardy

2005 - Dave Stieb

2008 - Tony Fernandez, Peter
Widdington

2009 - Ernie Whitt

2010 - Roberto Alomar, Paul Quantrill

2011 - Tom Henke

2013 - George Bell, Rob Ducey,
Tom Cheek

2014 - Jim Ridley

2015 - Carlos Delgado, Corey Koskie,
Matt Stairs

2016 - Pat Hentgen, Howard Starkman,
Tony Kubek

2017 - Roy Halladay

2018 - Lloyd Moseby

2019 - Gord Ash

2020 - Justin Morneau, Duane Ward,
John Olerud, Jacques Doucet

2022 - Jeff Francis

**NOTABLE BLUE JAYS
ARTIFACTS AT THE HALL**

Photo from 1st pitch in Blue Jays history

1992 & 1993 - World Series Rings

Joe Carter's helmet from '93 World Series home run...SkyDome's homeplate from World Series...World Series MVP trophy from Paul Molitor

Roy Halladay 2003 All-Star jersey, hat and cleats

Tony Fernandez World Series glove

John Olerud '93 All-Star game bat

Mike Timlin '92 World Series jersey

Russell Martin 2015 catching gear

Matt Stairs game used bat

Brett Lawrie game used bat

Mark Teahen's cleats

Roger Clemens Jersey

Pitching rubber and seats from Exhibition Stadium

Tom Cheek's microphone

Dave Stieb's Jersey and spikes

Paul Quantrill game used glove and jersey


Brett Lawrie game used bat

Jose Reyes signed jersey

Carlos Delgado bat

Player's Locker from 2020 season at Sahlen Field in Buffalo

Jordan Romano Lansing Lugnuts jersey



CLINCHING/ELIMINATION DATES (DIVISION WINNER)

YEAR	DATE	GP	ELIMINATED BY	H/A	TOR-OPP	WINNER	GBL	
1977	Aug. 30	129	a	Did not play	–	–	New York	33.0
1978	Aug. 29	133	b	Texas	A	4-1	New York	30.5
1979	Aug. 19	123		California	A	2-4	Baltimore	41.0
1980	Sept. 7	137	c	Chicago	H	7-6	New York	27.0
+1981	May 17	34	d	Cleveland	A	0-1	New York	10.0
	Sept. 22	39		Oakland	H	2-4	Milwaukee	5.5
1982	Sept. 14	143	e	Did not play	–	–	Milwaukee	19.0
1983	Sept. 21	153		Seattle	H	4-3	Baltimore	11.0
1984	Sept. 18	151		Boston	H	10-3	Detroit	13.0
1985	Oct. 5	160		New York	H	5-1	Toronto	+2.0
1986	Sept. 28	156		Boston	A	3-12	Boston	9.0
1987	Oct. 4	162		Detroit	A	0-1	Detroit	2.0
1988	Sept. 25	156		Cleveland	A	3-4	Boston	7.5
1989	Sept. 30	161		Baltimore	H	4-3	Toronto	+2.0
1990	Oct. 3	162		Baltimore	A	2-3	Boston	2.0
1991	Oct. 2	159		California	H	6-5	Toronto	+7.0
1992	Oct. 3	161		Detroit	H	3-1	Toronto	+3.0
1993	Sept. 27	156		Milwaukee	A	2-0	Toronto	+6.5
1994	SEASON ENDED DUE TO PLAYER STRIKE							
1995	Sept. 3	118		Chicago	A	5-6	Boston	24.5
1996	Sept. 13	147		New York	H	1-4	New York	16.5
1997	Sept. 9	144	f	Anaheim	H	2-0	Baltimore	20.0
1998	Aug. 28	136	g	New York	H	7-6	Boston	29.0
1999	Sept. 19	150		Chicago	H	2-3	New York	13.5
2000	Sept. 28	159		Baltimore	A	1-23	New York	4.5
2001	Sept. 21	147		Tampa Bay	H	4-7	New York	16.0
2002	Sept. 3	138		Chicago	H	4-5	New York	25.5
2003	Sept. 13	148	h	Baltimore	H	6-1	New York	16.0
2004	Sept. 4	136		Oakland	H	5-9	New York	27.5
2005	Sept. 20	150	i	Baltimore	H	6-4	New York	15.0
2006	Sept. 19	151		New York	H	3-6	New York	13.0
2007	Sept. 14	147	j	Baltimore	H	2-6	Boston	13.0
2008	Sept. 19	154		Boston	H	3-4	Tampa Bay	11.0
2009	Sept. 7	137		Minnesota	H	3-6	New York	28.0
2010	Sept. 18	148	k	Baltimore	A	4-3	Tampa Bay	11.0
2011	Sept. 13	148		Boston	A	6-18	New York	16.0
2012	Sept. 19	146		New York	A	2-4 (GM 1)	New York	22.0
2013	Sept. 7	142	l	Boston	A	11-2	Boston	23.0
2014	Sept. 16	150		Baltimore	A	2-8	Baltimore	13.0
2015	Sept. 30	156		Baltimore	A	15-2	Toronto	+6.0
2016	Sept. 28	158		Baltimore	H	2-3	Boston	4.0
2017	Sept. 15	148	m	Boston	A	4-3	Boston	17.0
2018	Aug. 28	132		Baltimore	A	5-12	Boston	35.0
2019	Aug. 23	131		Seattle	A	4-7	New York	36.0
2020	Sept. 24	57		New York	H	4-1	Tampa Bay	8.0
2021	Oct. 3	162	n	Boston	H	12-4	Tampa Bay	9.0

- a New York defeated Seattle, 6-5, to eliminate Blue Jays
- b Boston (leader on Aug. 29) defeated Seattle, 10-5, to eliminate Blue Jays
- c New York defeated California, 4-1, to eliminate Blue Jays, 2nd game of DH
- d 1st game of DH
- + Split-Season
- e Milwaukee defeated Detroit, 6-3, to eliminate Blue Jays
- f Baltimore defeated Detroit, 16-6, to eliminate Blue Jays
- g Baltimore defeated Cleveland, 9-3, to eliminate Blue Jays
- h New York defeated Tampa Bay in Gm #1 of double header, 6-5, to eliminate Blue Jays.
- i Yankees defeated Orioles, 12-9, to eliminate Blue Jays
- j Yankees defeated Orioles, 2-1, to eliminate Blue Jays
- k Yankees defeated Orioles, 11-3, to eliminate Blue Jays
- l Red Sox defeated Yankees, 13-9, to eliminate Blue Jays
- m Red Sox defeated Rays, 13-6, to eliminate Blue Jays
- n Red Sox defeated Nationals, 7-5, to eliminate Blue Jays

BIOGRAPHIES

LAST SEASON

HISTORY

RECORDS

OPPONENTS

PLAYER DEV.

MEDIA & MISC.



ALL-TIME WON-LOST BREAKDOWN

Year	Home	Road	vs East	vs Cent	vs West	vs NL	One-Run	Extra Inning	DH's W-L-S
1977	25-55	29-52	31-58	-	23-49	-	17-27	4-11	1-7-8
1978	37-44	22-58	28-61	-	31-41	-	23-30	7-8	3-8-6
1979	32-49	21-60	22-56	-	31-53	-	19-28	2-10	0-3-7
1980	35-46	32-49	28-50	-	39-45	-	23-21	10-8	5-1-4
1981	17-36	20-33	15-27	-	22-42	-	10-17	1-8	0-5-0
1982	44-37	34-47	33-45	-	45-39	-	28-30	10-5	3-3-2
1983	48-33	41-40	39-39	-	50-34	-	25-20	11-6	1-1-4
1984	49-32	40-41	37-41	-	52-32	-	34-25	6-12	2-4-1
1985	54-26	45-36	44-33	-	55-29	-	26-21	12-5	2-0-1
1986	42-39	44-37	42-36	-	44-40	-	22-25	10-13	1-2-1
1987	52-29	44-37	44-34	-	52-32	-	27-24	10-7	0-1-0
1988	45-36	42-39	47-31	-	40-44	-	21-17	6-6	0-0-0
1989	46-35	43-38	46-32	-	43-41	-	25-22	13-4	1-0-0
1990	44-37	42-39	42-36	-	44-40	-	24-27	4-8	0-0-0
1991	46-35	45-36	46-32	-	45-39	-	28-20	8-10	0-0-0
1992	53-28	43-38	45-33	-	51-33	-	28-20	7-2	0-0-2
1993	48-33	47-34	50-28	-	45-39	-	23-22	6-3	0-0-0
1994	33-26	22-34	13-22	24-25	18-13	-	13-15	3-6	0-0-1
1995	29-43	27-45	18-34	22-31	16-23	-	16-23	5-13	0-0-2
1996	35-46	39-42	22-30	30-32	22-26	-	19-22	7-10	0-0-0
1997	42-39	34-47	23-25	29-26	20-24	4-11	29-30	5-9	0-1-1
1998	51-30	37-44	27-21	28-26	24-20	9-7	28-17	8-8	0-1-0
1999	40-41	44-37	24-25	34-20	17-24	9-9	26-18	6-3	0-0-0
2000	45-36	38-43	28-21	28-25	18-24	9-9	21-19	2-6	0-0-0
2001	40-42	40-40	37-39	19-13	16-20	8-10	28-21	10-6	1-0-0
2002	42-39	36-45	41-35	16-16	12-24	9-9	23-21	4-8	0-0-0
2003	41-40	45-36	37-39	22-14	17-15	10-8	14-23	4-4	0-0-0
2004	40-41	27-53	29-46	13-19	17-19	8-10	17-22	4-7	0-1-1
2005	43-38	37-44	38-36	15-19	19-17	8-10	16-31	4-6	0-0-0
2006	50-31	37-44	43-31	18-17	17-18	9-9	20-10	7-1	0-0-0
2007	49-32	34-47	36-36	19-18	17-17	10-8	29-25	8-9	0-0-0
2008	47-34	39-42	37-35	24-12	17-19	8-10	24-32	6-9	0-0-0
2009	44-37	31-50	22-46	23-15	19-15	7-11	21-28	7-13	0-1-0
2010	45-33	40-44	39-33	22-19	17-14	7-11	24-28	4-6	0-0-1
2011	42-39	39-42	33-39	18-15	22-17	8-10	29-28	13-4	0-0-0
2012	41-40	32-49	29-43	21-16	14-21	9-9	15-25	7-6	0-0-1
2013	40-41	34-47	30-46	16-16	17-17	11-9	20-29	8-9	0-0-0
2014	46-35	37-44	39-37	16-16	15-19	13-7	15-20	5-8	0-0-0
2015	53-28	40-41	42-34	20-14	19-13	12-8	15-28	8-6	1-0-1
2016	46-35	43-38	40-36	18-15	18-15	13-7	21-25	4-9	0-0-0
2017	42-39	34-47	33-43	13-18	21-14	9-11	26-27	5-14	0-1-0
2018	40-41	33-48	30-46	18-15	12-21	13-7	23-17	10-6	1-0-1
2019	35-46	32-49	33-43	17-18	14-17	3-17	18-32	7-8	0-0-0
2020	17-9	15-19	22-18	-	-	10-10	13-10	5-6	1-1-1
2021	47-33	44-38	42-34	19-15	16-16	14-6	15-15	3-9	2-0-6

DOUBLEHEADER

The Blue Jays have played 118 doubleheaders in franchise history and have a 25-41-52 record...The Blue Jays last played back-to-back doubleheaders on July 28-29, 1997 in Milwaukee and lost all four games...Toronto has played 10 back-to-back twin bills and are 2-6-2, including four straight doubleheaders over six days in 1978 from June 11-16...Have played nine split gate doubleheaders (split DH do not count as doubleheaders)...In 1980, the Blue Jays posted their best doubleheader record at 5-1-4, while in 1978 they lost a franchise-high eight, winning three and splitting six.

DOUBLEHEADER VS. EACH CLUB

TORONTO vs.	DH		
	W	L	S
Baltimore	3	8	4
Boston	1	2	9
Chicago (AL)	3	1	6
Cleveland	5	3	12
Detroit	2	1	2
Kansas City	1	3	1
Los Angeles (AL)	1	0	2
Milwaukee	1	9	2
Minnesota	1	3	1
New York (AL)	2	5	5
Oakland	1	2	3
Philadelphia	1	1	0
Seattle	1	1	1
St. Louis	0	1	0
Tampa Bay	0	0	0
Texas	2	1	4
TOTALS	25	41	52

DOUBLEHEADER SHUTOUTS

Did you know that the Blue Jays shut out opponents in both ends of a doubleheader only one time in franchise history? They beat Texas twice on July 18, 2021, winning 5-0 and 10-0 at Sahlen Field in Buffalo. Conversely, the Blue Jays have been shut out in both ends of a doubleheader twice, losing 8-0 and 6-0 to Boston in Toronto on September 5, 1977, and 15-0 and 2-0 to New York in Toronto on September 25, 1977.



STANDING BY MONTH

Year	May 1st (GB)	June 1st (GB)	July 1st (GB)	Aug. 1st (GB)	Sept. 1st (GB)
1977	5 (-3.0)	7 (-9.0)	7 (-13.5)	7 (-23.0)	7 (-32.5)
1978	7 (-6.5)	7 (-16.0)	7 (-25.5)	7 (-27.0)	7 (-30.5)
1979	6 (-7.0)	7 (-19.0)	7 (-30.5)	7 (-39.5)	7 (-45.0)
1980	1 (+1.0)	3 (-5.5)	7 (-14.0)	7 (-18.5)	7 (-24.0)
*1981	7 (-5.0)	7 (-14.0)	—	—	6 (-3.0)
1982	5 (-5.0)	7 (-9.0)	7 (-11.0)	7 (-10.0)	7 (-17.5)
1983	6 (-2.0)	1 (+0.5)	1 (+2.0)	4 (-2.5)	5 (-7.5)
1984	2 (-6.0)	2 (-5.5)	2 (-10.0)	2 (-12.0)	2 (-9.5)
1985	1 (+0.5)	1 (+4.0)	1 (+3.5)	1 (+7.5)	1 (+5.0)
1986	7 (-5.0)	7 (-10.0)	5 (-10.5)	4 (-5.5)	2 (-3.5)
1987	3 (-5.5)	2 (-2.0)	2 (-2.0)	2 (-2.5)	2 (-1.0)
1988	6 (-7.0)	6 (-12.0)	T5 (-9.0)	6 (-11.5)	5 (-10.5)
1989	7 (-3.5)	7 (-7.5)	4 (-7.0)	2 (-3.0)	T1
1990	3 (-1.5)	1 (+0.5)	2 (-3.5)	T1	2 (-6.5)
1991	2 (-0.5)	T1	1 (+4.5)	1 (+6.0)	1 (+3.5)
1992	1 (+2.0)	1 (+1.0)	1 (+1.0)	1 (+4.5)	1 (+1.5)
1993	4 (-2.5)	T2 (-2.5)	1 (+2.0)	T1	1 (+1.5)
1994	4 (-3.0)	4 (-10.0)	5 (-15.5)	4 (-15.5)	—
1995	3 (-0.5)	3 (-6.5)	5 (-10.0)	5 (-10.0)	4 (-21.5)
1996	3 (-3.0)	3 (-6.5)	3 (-11.5)	3 (-15.0)	4 (-13.5)
1997	4 (-5.0)	3 (-10.0)	3 (-13.5)	3 (-17.0)	4 (-21.0)
1998	5 (-8.5)	3 (-11.5)	3 (-17.5)	4 (-25.5)	3 (-28.0)
1999	2 (-2.5)	3 (-8.0)	3 (-9.5)	2 (-6.0)	3 (-12.5)
2000	4 (-4.5)	3 (-4.0)	1 (+3.0)	3 (-4.5)	3 (-5.5)
2001	T1	3 (-4.0)	T4 (-8.5)	3 (-15.5)	3 (-14.0)
2002	5 (-8.5)	4 (-18.0)	4 (-15.5)	4 (-20.5)	4 (-25.5)
2003	4 (-11.5)	3 (-2.0)	3 (-6.5)	3 (-13.0)	3 (-16.5)
2004	4 (-8.5)	4 (-9.0)	4 (-16.5)	5 (-21.0)	5 (-27.5)
2005	3 (-4.0)	3 (-3.5)	3 (-6.0)	3 (-6.0)	3 (-11.5)
2006	T2 (-1.0)	3 (-2.5)	3 (-4.0)	3 (-6.5)	3 (-11.5)
2007	2 (-3.5)	3 (-11.5)	2 (-10.5)	3 (-11.0)	3 (-11.5)
2008	5 (-5.5)	3 (-4.0)	5 (-10.0)	4 (-9.5)	4 (-14.5)
2009	1 (+1.0)	3 (-2.0)	4 (-7.0)	4 (-12.0)	4 (-24.5)
2010	3 (-5.5)	3 (-3.5)	4 (-8.0)	4 (-12.5)	4 (-13.0)
2011	3 (-3.5)	4 (-3.0)	4 (-9.5)	4 (-12.0)	4 (-15.5)
2012	4 (-3.0)	T4 (-3.0)	5 (-8.5)	5 (-10.0)	5 (-16.0)
2013	5 (-8.5)	5 (-9.5)	5 (-8.5)	5 (-14.0)	5 (-18.5)
2014	3 (-2.5)	1 (+3.5)	1 (+1.0)	2 (-2.5)	3 (-10.0)
2015	5 (-2.5)	4 (-3.5)	4 (-1.0)	T2 (-6.0)	1 (+1.5)
2016	3 (-3.5)	3 (-4.0)	3 (-5.5)	T2 (-1.0)	1 (+1.0)
2017	5 (-8.0)	5 (-6.5)	5 (-8.5)	5 (-8.5)	5 (-15.0)
2018	3 (-5.0)	4 (-14.0)	4 (-16.0)	4 (-25.5)	4 (-31.0)
2019	3 (-5.5)	4 (-16.5)	4 (-24.0)	4 (-26.5)	4 (-34.0)
2020	—	—	—	4 (-2.5)	3 (-5.5)
2021	2 (3.5)	4 (6.0)	3 (7.5)	4 (8.0)	4 (14.5)

* Split-Season

IN FIRST PLACE

(BEFORE GAMES ON THE 1ST)

MAY 1st	JUNE 1st	JULY 1st	AUG. 1st	SEPT. 1st	OCT. 1st
1981	1983	1983	1985	1985	1987
1985	1985	1985	1991	1989	1989
1992	1991 (T)	1991	1992	1991	1991
2001 (T)	1992	1992	1993	1992	1992
	2014	1993		1993	1993
		2000		2015	2015
		2014		2016	



PLAYING STATISTICS

BATTING

YEAR	AVG	G	AB	R	H	TB	2B	3B	HR		BB	SO	SH-SF	HBP	SB-CS	SLG	OBP
									T-	H-A							
1977	.252	161	5418	605	1367	2099	230	41	100-	45-55	499	819	81-34	23	65-55	.365	.316
1978	.250	161	5430	590	1358	1947	217	39	98-	50-48	448	645	77-37	23	28-52	.359	.308
1979	.251	162	5423	613	1362	1968	253	34	95-	50-45	448	663	65-38	36	75-56	.363	.311
1980	.251	162	5571	624	1398	2131	249	53	126-	56-70	448	813	63-34	33	67-72	.383	.309
1981	.226	106	3521	329	797	1163	137	23	61-	34-27	284	556	44-18	20	66-57	.330	.286
1982	.262	162	5526	651	1447	2117	262	45	106-	62-44	415	749	48-50	28	118-81	.383	.314
1983	.277	162	5581	795	1546	2431	268	58	167-	101-66	510	810	36-54	32	131-72	.436	.338
1984	.273	163	5687	750	1555	2395	275	68	143-	59-84	460	816	35-49	52	193-67	.421	.331
1985	.269	161	5508	759	1482	2343	281	53	158-	75-83	503	807	21-44	30	143-77	.425	.331
1986	.269	163	5716	809	1540	2438	285	35	181-	87-94	496	848	24-49	33	110-59	.427	.329
1987	.269	162	5635	845	1514	2512	277	38	215-	101-114	555	970	30-35	38	126-50	.446	.336
1988	.268	162	5557	763	1491	2330	271	47	158-	78-80	521	935	34-50	31	107-36	.419	.332
1989	.260	162	5581	731	1449	2220	265	40	142-	64-78	521	923	30-53	31	144-58	.398	.323
1990	.265	162	5589	767	1479	2343	263	50	167-	93-74	526	970	18-62	28	111-52	.419	.328
1991	.257	162	5489	684	1412	2196	295	45	133-	75-58	499	1043	56-65	58	148-53	.400	.322
1992	.263	162	5536	780	1458	2292	265	40	163-	79-84	561	933	26-54	47	129-39	.414	.333
1993	.279	162	5579	847	1556	2434	317	42	159-	90-69	588	861	46-54	52	170-49	.436	.350
1994	.269	115	3962	566	1064	1679	210	30	115-	63-52	387	691	30-44	38	79-26	.424	.336
1995	.260	144	5036	642	1309	2058	275	27	140-	67-73	492	906	33-45	44	75-16	.409	.328
1996	.259	162	5599	766	1451	2354	302	35	177-	87-90	529	1105	38-37	92	116-38	.420	.331
1997	.244	162	5473	654	1333	2131	275	41	147-	68-79	487	1138	38-52	59	134-50	.389	.310
1998	.286	163	5580	816	1482	2499	316	19	221-	112-109	564	1132	43-49	87	184-81	.448	.340
1999	.260	162	5642	883	1580	2581	337	14	212-	96-116	578	1077	28-45	76	119-48	.457	.352
2000	.275	162	5677	861	1562	2664	328	21	244-	134-110	526	1026	29-34	60	89-34	.469	.341
2001	.263	162	5663	767	1489	2433	287	36	195-	94-101	470	1094	34-43	74	156-55	.430	.325
2002	.261	162	5581	813	1457	2399	305	38	187-	102-85	522	1142	17-57	53	71-18	.430	.327
2003	.279	162	5661	894	1580	2573	357	33	190-	94-96	546	1081	11-56	90	37-25	.455	.349
2004	.260	161	5531	719	1438	2231	290	34	145-	80-65	513	1083	20-42	71	58-31	.403	.328
2005	.265	162	5581	775	1480	2273	307	39	136-	76-60	486	955	21-56	89	72-35	.407	.331
2006	.284	162	5596	809	1591	2590	348	27	199-	121-78	514	906	16-52	63	65-33	.463	.348
2007	.259	162	5536	753	1434	2321	344	24	165-	90-75	533	1044	33-48	47	57-22	.419	.327
2008	.264	162	5503	714	1453	2198	303	32	126-	69-57	521	938	48-56	59	80-27	.399	.331
2009	.266	162	5696	798	1516	2508	339	13	209-	104-105	548	1028	24-49	45	73-23	.440	.333
2010	.248	162	5495	755	1364	2496	319	21	257-	146-111	471	1164	16-34	55	58-20	.454	.312
2011	.249	162	5559	743	1384	2295	285	34	186-	103-83	525	1184	31-47	48	131-52	.413	.317
2012	.245	162	5487	716	1346	2231	247	22	198-	102-96	473	1251	33-45	55	123-41	.407	.309
2013	.252	162	5537	712	1398	2274	273	24	185-	95-90	510	1123	29-38	38	112-41	.411	.318
2014	.259	162	5549	723	1435	2296	282	24	177-	98-79	502	1151	35-40	41	78-21	.414	.323
2015	.269	162	5509	891	1480	2518	308	17	232-	123-109	570	1151	36-62	54	88-23	.457	.340
2016	.248	162	5479	759	1358	2333	276	18	221-	107-114	632	1362	26-40	55	54-24	.426	.330
2017	.240	162	5499	693	1320	2265	269	5	222-	105-117	542	1327	25-35	51	53-24	.412	.312
2018	.244	162	5477	709	1336	2339	320	16	217-	115-102	499	1387	5-37	58	47-30	.427	.312
2019	.236	162	5493	726	1299	2352	270	21	247-	136-111	509	1514	14-28	45	51-20	.428	.305
2020	.255	60	2023	302	516	892	104	4	88-	43-45	203	508	8-12	12	33-6	.441	.325
2021	.266	162	5476	846	1455	2552	285	13	262-	135-127	496	1218	10-35	51	81-20	.466	.330

SWITCH-HITTERS (56)

Roberto Alomar	IF	Maicer Izturis	IF	Jarrod Saltalamacchia	C
Alan Ashby	C	Bobby Kielty	OF	David Segui	IF/DH
Emilio Bonifacio	IF	Chris Latham	OF	Ruben Sierra	OF
Bobby Brown	OF	Manny Lee	IF	Brian Simmons	OF
Melky Cabrera	OF	Nelson Liriano	IF	Justin Smoak	IF
Domingo Cedeno	IF	Felipe Lopez	IF	Yangervis Solarte	IF
Dave Collins	OF	Lee Mazzilli	OF/DH	Darnell Sweeney	IF
Felipe Crespo	IF	Dave McKay	IF	Richard Urena	IF
Jose Cruz Jr.	OF	Brian McRae	OF	Breyvic Valera	IF
Junior Felix	OF	Kendrys Morales	DH	Jonathan Villar	IF
Tony Fernandez	IF	Dioner Navarro	C	Omar Vizquel	IF
Luis Figueroa	IF	Otis Nixon	OF	Turner Ward	OF
Freddy Galvis	IF	Ray Olmedo	IF	Mitch Webster	OF
Alfredo Griffin	IF	Jimmy Paredes	IF/OF	Devon White	OF
Alen Hanson	IF	Cliff Pennington	IF	Mark Whiten	OF
John Hattig	IF	Tomas Perez	IF	Ted Wilborn	OF
Dave Hollins	DH	Tony Phillips	OF	Mookie Wilson	OF
Oriando Hudson	IF	Dalton Pompey	OF	Gregg Zaun	C
Cesar Izturis	IF	Jose Reyes	SS		



PITCHING

YEAR	W-L	ERA	G	CG	SHO	SV	IP	H	R	ER	HR	HB	BB	SO	WP
1977	54-107	4.57	161	40	3	20	1428.1	1538	822	726	152	20	623	771	62
1978	59-102	4.54	161	35	5	23	1429.1	1529	775	721	149	22	614	758	47
1979	53-109	4.82	162	44	7	11	1417.0	1537	862	759	165	40	594	613	64
1980	67-95	4.19	162	39	9	23	1466.0	1523	762	683	135	28	635	705	41
1981	37-69	3.81	106	20	4	18	953.1	908	466	404	72	36	377	451	41
1982	78-84	3.95	162	41	13	25	1443.2	1428	701	633	147	25	493	776	38
1983	89-73	4.12	162	43	8	32	1445.1	1434	726	662	145	42	517	835	25
1984	89-73	3.86	163	34	10	33	1464.0	1433	696	628	140	34	528	875	42
1985	99-62	3.31	161	18	9	47	1448.0	1312	588	529	147	26	484	823	36
1986	86-76	4.08	163	16	12	44	1476.0	1467	733	669	164	45	487	1002	38
1987	96-66	3.74	162	18	8	43	1454.0	1323	655	605	158	22	567	1064	56
1988	87-75	3.80	162	16	17	47	1449.0	1404	680	611	143	59	528	904	48
1989	89-73	3.58	162	12	12	38	1467.0	1408	651	584	99	45	478	849	58
1990	86-76	3.84	162	6	9	48	1454.0	1434	661	620	143	37	445	892	43
1991	91-71	3.50	162	10	16	60	1462.2	1301	622	569	121	43	523	971	55
1992	96-66	3.91	162	18	14	49	1440.2	1346	682	626	124	45	541	954	66
1993	95-67	4.21	162	11	11	50	1441.1	1441	742	674	134	32	620	1023	83
1994	55-60	4.70	115	13	4	26	1025.0	1053	579	535	127	32	482	832	54
1995	56-88	4.88	144	16	8	22	1292.2	1336	777	701	145	51	654	894	73
1996	74-88	4.57	162	19	7	35	1445.2	1476	809	734	187	36	610	1033	61
1997	76-86	3.92	162	19	16	34	1442.2	1453	694	628	167	39	497	1150	54
1998	88-74	4.28	163	10	11	47	1465.0	1443	768	697	169	45	587	1154	34
1999	84-78	4.92	162	14	9	39	1439.0	1582	862	787	191	53	575	1009	55
2000	83-79	5.14	162	15	4	37	1437.1	1615	908	821	195	64	560	978	37
2001	80-82	4.28	162	7	10	41	1462.2	1553	753	696	165	76	490	1041	33
2002	78-84	4.80	162	6	6	41	1438.1	1504	828	767	177	71	590	991	57
2003	86-76	4.69	162	14	6	36	1435.0	1560	826	748	184	57	485	984	56
2004	67-94	4.91	161	6	11	37	1421.0	1505	823	775	181	58	608	956	60
2005	80-82	4.06	162	9	8	35	1447.0	1475	705	653	185	68	444	958	39
2006	87-75	4.37	162	6	6	42	1428.1	1447	754	694	185	59	504	1076	53
2007	83-79	4.00	162	11	9	44	1448.2	1383	699	644	157	55	479	1067	42
2008	86-76	3.49	162	15	13	44	1446.2	1330	610	561	134	67	467	1184	51
2009	75-87	4.47	162	10	10	25	1451.0	1509	771	720	181	58	551	1181	43
2010	85-77	4.22	162	5	11	45	1440.2	1407	728	676	150	60	539	1184	69
2011	81-81	4.32	162	7	10	33	1458.2	1433	761	700	179	77	540	1169	73
2012	73-89	4.64	162	5	11	29	1443.2	1439	784	745	204	55	574	1142	56
2013	74-88	4.25	162	4	11	39	1452.0	1451	756	685	195	65	500	1208	54
2014	83-79	4.00	162	3	16	45	1443.0	1400	686	642	151	57	490	1199	43
2015	93-69	3.80	162	7	10	34	1441.0	1353	670	609	173	59	397	1117	62
2016	89-73	3.78	162	0	10	43	1459.1	1340	666	613	183	59	461	1314	50
2017	76-86	4.42	162	2	6	45	1465.0	1460	784	720	203	48	549	1372	53
2018	73-89	4.85	162	0	3	39	1433.2	1476	832	772	208	67	551	1298	71
2019	67-95	4.79	162	1	7	33	1440.1	1450	828	767	228	69	604	1332	70
2020	32-28	4.60	60	0	1	17	524.2	517	312	268	81	14	250	519	14
2021	91-71	3.91	162	1	14	34	1405.1	1257	663	610	209	75	473	1468	54

BIographies

LAST SEASON

HISTORY

RECORDS

OPPONENTS

PLAYER DEV.

MEDIA & MISC.



BLUE JAYS PITCHERS WHOSE MLB DEBUT CAME AS A STARTER

*TEAM RECORD IS 21-29 IN THESE CONTESTS

Pitcher	Date	Opp.	Dec./Line	Final Score
Jerry Garvin	April 10, 1977	CWS	W, 8.0, 6H, ER, 4BB, 2K	W, 3-1
Jeff Byrd	June 20, 1977	CLE	ND, 5.0, 5H, 3ER, 5BB, 4K	L, 8-5
Jim Clancy	July 26, 1977	TEX	L, 2.0, 5H, 5ER, 3BB, K	L, 14-0
Mike Darr	Sept. 6, 1977	BOS	L, 1.1, 3H, 5ER, 4BB, K, HR	L, 11-2
Phil Huffman	April 10, 1979	at CWS	W, 6.0, 7H, ER, 3K	W, 10-2
Dave Stieb	June 29, 1979	at BAL	L, 6.0, 6H, 5ER, 2BB, 5K, 2HR	L, 6-1
Butch Edge	Aug. 13, 1979	at OAK	W, 6.2, 6H, ER, 2BB, 5K	W, 4-2
Luis Leal	May 25, 1980	NYY	W, 7.2, 12H, 3ER, 4BB, HR	W, 9-6
Mark Eichorn	Aug. 30, 1982	BAL	L, 4.2, 6H, 5ER, 3BB, 5K, HR	L, 6-3
Matt Williams	Aug. 2, 1983	NYY	W, 5.0, 5H, 5ER, 4BB, 3K, 3HR	W, 13-6
David Wells	June 30, 1987	NYY	L, 4.0, 9H, 4ER, 2BB, 4K	L, 4-0
Alex Sanchez	May 23, 1989	MIN	ND, 6.0, 5H, ER, 5BB, K	W, 2-1
Mauro Gozzo	Aug. 8, 1989	TEX	W, 8.0, 3H, 3BB, 4K	W, 7-0
Denis Boucher	April 12, 1991	MIL	ND, 5.1, 5H, 3ER, BB, K, 2HR	W, 5-4
Juan Guzman	June 7, 1991	at BAL	L, 4.2, 6H, 4ER, 3BB, 4K	L, 5-3
Scott Brow	April 28, 1993	KC	L, 6.0, 5H, 4ER, 2BB, 2K	L, 5-3
Giovanni Carrara	July 29, 1995	OAK	W, 5.0, 7H, 5ER, 5BB, 2K, HR	W, 18-11
Jeff Ware	Sept. 2, 1995	at CWS	L, 1.1, 7H, 6ER, 3BB, K	L, 10-4
Chris Carpenter	May 12, 1997	at MIN	L, 3.0, 8H, 5ER, 3BB, 5K	L, 12-2
Roy Halladay	Sept. 20, 1998	at TB	ND, 5.0, 8H, 2ER, 2BB, 5K, HR	W, 7-5
Pasqual Coco	July 17, 2000	NYM	ND, 4.0, 5H, 4ER, 5BB, 2K, HR	L, 7-5
Brandon Lyon	Aug. 4, 2001	BAL	W, 7.1, 4H, ER, BB, 5K	W, 2-1
Mike Smith	April 26, 2002	at ANA	L, 4.0, 7H, 4ER, 2BB, K	L, 4-0
David Bush	July 2, 2004	at MON	L, 5.2, 4H, ER, BB, 4K	L, 2-0
Gustavo Chacin	Sept. 20, 2004	at NYY	W, 7.0, 4H, 3ER, 3BB, 2K	W, 6-3
Dustin McGowan	July 30, 2005	TEX	ND, 5.0, 2H, ER, 3BB, 6K	L, 3-2
Casey Janssen	April 27, 2006	BAL	ND, 4.0, 3H, 2ER, 3BB	L, 7-5
Ty Taubenheim	May 20, 2006	at COL	L, 5.0, 5H, 3ER, 3BB, 3K, HR	L, 5-1
Jesse Litch	May 15, 2007	BAL	W, 8.2, 4H, ER, 3BB, K	W, 2-1
David Purcey	April 18, 2008	DET	ND, 4.1, 2H, ER, 7BB, 3K	L, 8-4
Scott Richmond	July 30, 2008	TB	L, 5.1, 7H, 3ER, 4K, HR	L, 3-2
Ricky Romero	April 9, 2009	DET	W, 6.0, 7H, 2ER, 2BB, 5K, HR	W, 6-2
Robert Ray	May 2, 2009	BAL	ND, 5.2, 4H, 3ER, 4BB, 2K, HR	W, 5-4
Brett Cecil	May 5, 2009	CLE	ND, 6.0, 6H, ER, 6K	W, 10-6
Brad Mills	June 18, 2009	at PHI	ND, 3.2, 6H, 4ER, 4BB, 2K, 2HR	W, 8-7
Marc Rzepczynski	July 7, 2009	at TB	ND, 6.0, 2H, ER, 4BB, 7K	L, 3-1
Kyle Drabek	Sept. 15, 2010	at BAL	L, 6.0, 9H, 3ER, 3BB, 5K	L, 3-1
Zach Stewart	June 16, 2011	at BAL	ND, 7.0, 7H, 2ER, BB, 4K, HR	L, 4-3
Henderson Alvarez	Aug. 10, 2011	OAK	ND, 5.2, 8H, 3ER, BB, 4K, HR	W, 8-4
Drew Hutchison	April 21, 2012	at KC	W, 5.1, 8H, 5ER, 3BB, 4K, 2HR	W, 9-5
Sean Nolin	May 24, 2013	BAL	L, 1.1, 7H, 6ER, BB, HR	L, 10-6
Matt Boyd	June 27, 2015	TEX	L, 6.2, 9H, 4ER, 7K, 3HR	L, 4-0
Chris Rowley	Aug. 12, 2017	PIT	W, 5.1, 5H, 1ER, BB, 3K	W, 7-2
Ryan Borucki	June 26, 2018	at HOU	L, 6.0, 6H, 2ER, 4BB, 3K	L, 0-7
Sean Reid-Foley	Aug. 13, 2018	at KC	L, 5.0, 6H, 3ER, 3BB, 3K	L, 1-3
Trent Thornton	March 31, 2019	DET	ND, 5.0, 2H, OR, 0BB, 8K	L, 3-4
Anthony Kay	Sept. 7, 2019	at TB	ND, 5.2, 4H, 2ER, 3BB, 8K	L, 3-5
Thomas Hatch	July 26, 2020	at TB	ND, 2.1, 0H, OR, 2BB, 3K	L, 5-6
Nate Pearson	July 29, 2020	at WAS	ND, 5.0, 2H, OR, 2BB, 5K	L, 0-4
Alek Manoah	May 27, 2021	at NYY	W, 6.0, 2H, OR, 2BB, 7K	W, 2-0



BLUE JAYS HITTING – TEAM

BACK-TO-BACK HOME RUNS: Marcus Semien/Vladimir Guerrero Jr., Sept. 6, 2021 at NYY (1st inn.)

BACK-TO-BACK-TO-BACK HOME RUNS: Colby Rasmus/Jose Bautista/Edwin Encarnacion, June 19, 2012 at MIL (6th inn.)

THREE HOME RUNS, ONE INNING: Vladimir Guerrero Jr. (1R), George Springer (1R), Randal Grichuk (2R), July 18, 2021 vs. TEX (2) (2nd inn.)

FOUR HOME RUNS, ONE INNING: Bo Bichette (2R), Alejandro Kirk (2R), Marcus Semien (3R), Teoscar Hernández (3R), Sept. 11, 2021 (2) (7th inn.)

HOME RUNS BY FIRST TWO BATTERS OF A GAME: Marcus Semien and Bo Bichette, May 16, 2021 vs. PHI

20 or MORE HITS, ONE GAME: June 13, 2021 at BOS (20)

THREE CONSECUTIVE 10-RUN GAMES: Sept. 11-12, 2021

FIVE or MORE STOLEN BASES: June 6, 2015 vs. HOU

NO STRIKEOUTS, BATTING: May 5, 2016 vs. TEX

10 OR MORE RUNS, ONE INNING: 10 runs, 3rd inning, Sept. 12, 2021 at BAL

HOME RUN BY PITCHER: Marcus Stroman, May 18, 2017 at ATL

BLUE JAYS HITTING – INDIVIDUAL

LEADOFF HOME RUN: George Springer, Oct. 3, 2021 vs. BAL

INSIDE-THE-PARK HOME RUN: Ezequiel Carrera, May 6, 2017 at TB

GRAND SLAM HOME RUN: George Springer, Oct. 3, 2021 vs. BAL

PINCH-HIT HOME RUN: Rowdy Tellez, Sept. 2, 2019 at ATL

PINCH-HIT GRAND SLAM: Justin Smoak, Aug. 31, 2018 at MIA

WALK-OFF HOME RUN: Marcus Semien, Sept. 3, 2021 vs. OAK (9th inn.)

TWO HOME RUNS, ONE GAME: George Springer, Oct. 3, 2021 vs. BAL

THREE HOME RUNS, ONE GAME: Vladimir Guerrero Jr., April 27, 2021 vs. WAS

FOUR HOME RUNS, ONE GAME: Carlos Delgado, Sept. 25, 2003 vs. TB

TWO PLAYERS, MULTI-HR GAME, SAME GAME: Brandon Drury and Teoscar Hernández, July 27, 2019 vs. TB

TWO HOME RUNS, SAME INNING: Edwin Encarnacion, July 26, 2013 vs. HOU (7th inn.)

HOME RUNS FROM BOTH SIDES OF THE PLATE, ONE GAME: Justin Smoak, July 13, 2018 at BOS

HOME RUN, FIRST MAJOR LEAGUE AT-BAT: J.P. Arencibia, Aug. 7, 2010 vs. TB

HOME RUN, FIRST MAJOR LEAGUE HIT: Devon Travis, April 6, 2015 at NYY

MULTI-HR GAME, MLB DEBUT: J.P. Arencibia, Aug. 7, 2010 vs. TB (2-HR)

HIT, FIRST MAJOR LEAGUE PLATE APPEARANCE: Bo Bichette, July 29, 2019 at KC (1B)

HOME RUN INTO ROGERS CENTRE FIFTH DECK: Josh Donaldson, May 30, 2017 vs. CIN

SIX HITS, ONE GAME: Frank Catalanotto, May 1, 2004 at CWS (GM 2)

TWO HITS, SAME INNING (two or more players): Danny Jansen and Breyvic Valera, Sept. 12, 2021 at BAL (3rd inning)

HOME RUNS IN FIRST TWO INNINGS: Lyle Overbay, June 30, 2006 vs. PHI

THREE TRIPLES (ONE INNING, TEAM): Eric Thames, Rajai Davis and Jayson Nix, June 1, 2011 vs. CLE

FOUR OR MORE STEALS, ONE GAME: Rajai Davis, July 28, 2013 vs. HOU (4)

STRAIGHT STEAL OF HOME: Lourdes Gurriel Jr., April 9, 2019 at BOS

STEAL OF HOME (double steal): Devon Travis, Sept. 11, 2018 at BOS

MULTI-HIT GAME BY PITCHER: Trent Thornton (2), May 14, 2019 at SF

BATTING FOR THE CYCLE: Cavan Biggio, Sept. 17, 2019 at BAL



BLUE JAYS PITCHING – TEAM**NO-HITTER:** Sept. 2, 1990 at CLE**ONE-HITTER:** July 24, 2016 vs. SEA**SHUTOUT:** Sept. 6, 2021 at NYY**BACK-TO-BACK SHUTOUTS:** Sept. 5-6, 2021 (vs. OAK, at NYY)**BACK-TO-BACK-TO-BACK SHUTOUTS:** May 21-23, 1983 (vs. BAL, BAL & DET)**BACK-TO-BACK 1-0 SHUTOUTS:** June 12 and June 13, 1991 at CLE**1-0 GAME, WIN:** Aug. 7, 2021 vs. BOS (1)**1-0 GAME, LOSS:** Aug. 11, 2019 vs. NYY**BLUE JAYS PITCHING – INDIVIDUAL****NO-HITTER:** Dave Stieb, Sept. 2, 1990 at CLE**ONE-HITTER:** Shaun Marcum, Aug. 16, 2010 at OAK**TEN OR MORE STRIKEOUTS:** Alek Manoah, Oct. 2, 2021 vs. BAL (10)**SHUTOUT:** Hyun Jin Ryu, July 18, 2021 vs. TEX (1)**BACK-TO-BACK COMPLETE GAMES:** Mark Buehrle, May 29, 2015 at MIN and June 3, 2015 at WAS**BACK-TO-BACK COMPLETE GAME WINS:** Mark Buehrle, May 29, 2015 at MIN and June 3, 2015 at WAS**FOUR CONSECUTIVE COMPLETE GAMES:** Roy Halladay, April 12, 2008 at TEX, April 17, 2008 vs. TEX, April 23, 2008 at TB and April 29, 2008 at BOS**BACK-TO-BACK SHUTOUTS:** Roy Halladay, Sept. 25, 2009 vs. SEA and Sept. 30, 2009 at BOS**10+ INNINGS PITCHED:** Roy Halladay, April 13, 2007 vs. DET**SIX STRIKEOUTS TO START A GAME:** Aaron Sanchez, July 28, 2019 vs. TB (club record)**POSITION PLAYER PITCHING:** Santiago Espinal, Sept. 15, 2020 at NYY**PITCHER PLAYING POSITION:** Dave Stieb, Aug. 29, 1980 vs. MIN (left field)**BLUE JAYS MISCELLANEOUS – TEAM****TRIPLE PLAY:** April 20, 2012 at KC**TURNED FIVE OR MORE DOUBLE PLAYS:** April 9, 2011 at LAA (13.2 innings)**FOUR-GAME SWEEP:** Sept. 6-9, 2021 at NYY**TIE GAME:** April 26, 1998 at CWS (5-5)**FOUR CONSECUTIVE EXTRA-INNING GAMES:** Sept. 16-20, 1991**SUSPENDED GAME:** Aug. 15, 2020 vs. TB (4th inning due to rain), completed Aug. 16 (lost 3-2)**RAIN-SHORTENED GAME:** May 28, 2021 at CLE (6.5 inn, won 11-2)**GAME POSTPONED:** July 20, 2021 vs. BOS**DOUBLEHEADER:** Sept. 11, 2021 at BAL**DOUBLEHEADER SWEEP:** Sept. 11, 2021 at BAL**SPLIT DOUBLEHEADER:** Aug. 10, 2021 at LAA**PLAYER EJECTION:** Ryan Borucki, Sept. 22, 2021 at TB**MANAGER EJECTION:** Charlie Montoyo, July 16, 2021 vs. TEX**POSITION PLAYERS WHO PITCHED FOR THE BLUE JAYS**

Player	Position	Year	W-L	ERA	G	IP	H	ER	BB	SO
Kusick, Craig	1B	1979	0-0	4.91	1	3.2	3	2	0	0
Bailor, Bob	INF/OF	1980	0-0	7.71	3	2.1	4	2	1	0
Leach, Rick	1B/OF	1984	0-0	27.00	1	1.0	2	3	2	0
Menechino, Frank	INF	2004	0-0	0.00	1	0.1	2	0	0	0
McCoy, Mike	INF/OF	2011	0-0	0.00	1	1.0	0	0	0	0
Mathis, Jeff	C	2012	0-0	9.00	2	2.0	4	2	1	0
Tolleson, Steve	INF	2014	0-0	0.00	2	1.0	1	0	0	1
Pennington, Cliff**	INF	2015	0-0	0.00	1	0.2	2	0	0	0
Goins, Ryan#	INF	2016	0-0	0.00	1	1.0	2	0	1	0
Barney, Darwin#	INF	2016	0-1	9.00	1	1.0	1	1	0	1
Morales, Kendryis	DH	2018	0-0	0.00	1	1.0	0	0	1	0
Maile, Luke	C	2019	0-0	0.00	2	2.0	1	0	0	3
Urena, Richard	INF	2019	0-0	36.00	1	1.0	4	4	1	0
Espinal, Santiago	INF	2020	0-0	9.00	2	2.0	3	2	1	0

**playoff game

#Appeared in same game



OPPONENTS HITTING – TEAM**BACK-TO-BACK HOME RUNS:** Anthony Rizzo/Aaron Judge, Sept. 30, 2021 vs. NYY (6th inn.)**BACK-TO-BACK-TO-BACK HOME RUNS:** Brett Gardner/DJ LeMahieu/Luke Voit, Sept. 17, 2020 at NYY (4th inn.)**THREE HOME RUNS, ONE INNING:** Anthony Rizzo, Aaron Judge, and Gleyber Torres, Sept. 30, 2021 (6th inn.)**FOUR HOME RUNS, ONE INNING:** Brett Gardner, Matt Holliday, Starlin Castro, Didi Gregorius, June 3, 2017 vs. NYY (8th inn.)**FIVE HOME RUNS, ONE INNING:** Brett Gardner, DJ LeMahieu, Luke Voit, Giancarlo Stanton and Gleyber Torres, Sept. 17, 2020 at NYY (4th inn.)**SIX or MORE HOME RUNS, ONE GAME:** July 19, 2021 vs. BOS (6)**TWO GRAND SLAMS, ONE GAME:** Ramon Hernandez and Miguel Tejada, Aug. 24, 2003 vs. OAK**HOME RUNS BY FIRST TWO BATTERS OF A GAME:** Brett Gardner and Aaron Judge, July 7, 2018 vs. NYY**20 or MORE HITS, ONE GAME (9-inning game):** May 25, 2019 vs. SD (20)**THREE CONSECUTIVE 10-RUN GAMES:** Sept. 15-17, 2020 at NYY**OPPONENTS HITTING – INDIVIDUAL****LEADOFF HOME RUN:** Cedric Mullins, Sept. 10, 2021 at BAL**INSIDE-THE-PARK HOME RUN:** Victor Reyes, Aug. 27, 2021 at DET**GRAND SLAM HOME RUN:** Hunter Renfro, July 19, 2021 vs. BOS**PINCH-HIT HOME RUN:** Luke Voit, Sept. 9, 2021 at NYY**PINCH-HIT GRAND SLAM:** Gregg Zaun, Aug. 16, 2009 at TB**WALK-OFF HOME RUN:** Salvador Perez, April 17, 2021 at KC (2)**TWO HOME RUNS, ONE GAME:** Aaron Judge, Sept. 30, 2021 vs. NYY**THREE HOME RUNS, ONE GAME:** Ryan Mountcastle, June 19, 2021 at BAL**HOME RUNS FROM BOTH SIDES OF THE PLATE, ONE GAME:** Ozzie Albies, July 11, 2018 at ATL**HOME RUN INTO ROGERS CENTRE FIFTH DECK:** Austin Meadows and Brandon Lowe, April 12, 2019 vs. TB**FIVE HITS, ONE GAME:** Trey Mancini, Sept. 24, 2019 vs. BAL**FOUR OR MORE STEALS, ONE GAME:** Michael Taylor, June 17, 2018 vs. WAS (4)**STRAIGHT STEAL OF HOME:** Erick Aybar, Sept. 20, 2011 vs. LAA**BATTING FOR THE CYCLE:** Rajai Davis, July 2, 2016 at CLE**OPPONENTS PITCHING – TEAM****PERFECT GAME:** May 15, 1981 at CLE**NO-HITTER:** Sept. 1, 2019 vs. HOU**ONE-HITTER:** July 24, 2019 vs. CLE**SHUTOUT:** Sept. 14, 2021 vs. TB**BACK-TO-BACK SHUTOUTS:** May 6, 2019 vs. MIN and May 6, 2019 vs. CLE**BACK-TO-BACK 1-0 SHUTOUTS:** Aug. 25, 1990 vs. BOS and Aug. 26, 1990 vs. BOS**OPPONENTS PITCHING – INDIVIDUAL****PERFECT GAME:** Len Barker, May 15, 1981 at CLE**NO-HITTER:** Justin Verlander, Sept. 1, 2019 vs. HOU**ONE-HITTER:** Shane Bieber, July 24, 2019 vs. CLE**TEN OR MORE STRIKEOUTS:** Tyler Glasnow, April 23, 2021 at TB (10)**15 OR MORE STRIKEOUTS:** Chris Sale, May 11, 2018 vs. BOS (15)**SHUTOUT:** Zach Eflin, Sept. 18, 2020 at PHI (G1 - 7.0 IP)**BACK-TO-BACK SHUTOUTS:** Mike Mussina, Sept. 26, 1995 vs. BAL and Scott Erickson, Sept. 27, 1995 vs. BAL**OPPONENTS MISCELLANEOUS – TEAM****TRIPLE PLAY:** June 17, 2021 vs. NYY**TURNED FIVE OR MORE DOUBLE PLAYS:** April 18, 2016 at BOS**FOUR-GAME SWEEP:** May 21-24, 2021 vs. TB**FIVE-GAME SWEEP:** July 1-4, 2002 at BOS

ATTENDANCE RECORDS

Due to the COVID-19 pandemic, no fans attended any MLB regular-season games in 2020. Toronto was limited to 26 home dates over the course of the campaign, playing those contests at Sahlen Field in Buffalo, NY.

In 2021, Toronto played its first 21 home games at TD Ballpark in Dunedin, FL, the next 23 at Sahlen Field, and finished with 36 games at Rogers Centre after a return home on July 30. The club experienced various seating restrictions at each venue.

2021 ATTENDANCE

BLUE JAYS

AMERICAN LEAGUE			ON THE ROAD			
CLUB	DATES	AT HOME TOTAL	AVERAGE	DATES	TOTAL	AVERAGE
BALTIMORE	10	157,409	15,741	9	94,430	10,492
BOSTON	9	89,039	9,893	10	216,861	21,686
NEW YORK	9	114,472	12,719	10	188,505	18,851
TAMPA BAY	10	70,200	7,020	9	79,363	8,818
CHICAGO	4	58,427	14,607	3	44,102	14,701
CLEVELAND	4	57,622	14,406	3	32,578	14,737
DETROIT	3	44,404	14,801	3	51,998	17,333
KANSAS CITY	3	41,826	13,942	4	33,306	8,327
MINNESOTA	3	44,121	14,707	4	82,229	20,557
HOUSTON	3	16,241	5,414	3	75,559	25,186
LOS ANGELES	3	4,163	1,388	4	60,309	15,077
OAKLAND	3	44,778	14,926	4	12,418	3,105
SEATTLE	3	18,824	6,275	3	76,906	25,635
TEXAS	3	34,770	11,590	3	73,699	24,566
AL TOTALS	70	796,296	11,376	72	1,122,263	15,587

NATIONAL LEAGUE			ON THE ROAD			
CLUB	DATES	AT HOME TOTAL	AVERAGE	DATES	TOTAL	AVERAGE
ATLANTA	3	4,817	1,606	3	64,512	21,504
MIAMI	2	10,706	5,353	2	12,455	6,228
NEW YORK	-	-	-	3	81,070	27,023
PHILADELPHIA	3	3,675	1,225	-	-	-
WASHINGTON	2	2,745	1,373	2	38,396	19,198
NL TOTALS	10	21,943	2,194	10	196,433	19,643
TOTALS	80	818,239	10,228	82	1,318,696	16,082

AMERICAN LEAGUE

CLUB	TOTAL	HOME AVERAGE	DATES	TOTAL	ROAD AVERAGE	DATES
TEXAS	2,110,258	26,053	81	1,155,543	14,444	80
HOUSTON	2,068,509	25,537	81	1,453,778	17,948	81
NEW YORK	1,959,854	24,498	80	1,669,639	20,613	81
BOSTON	1,725,323	21,300	81	1,575,470	19,693	80
CHICAGO	1,596,385	20,466	78	1,326,125	16,577	80
LOS ANGELES	1,515,689	18,484	82	1,541,449	19,268	80
MINNESOTA	1,310,199	16,377	80	1,360,356	17,220	79
SEATTLE	1,215,985	15,012	81	1,332,716	16,870	79
KANSAS CITY	1,159,613	14,316	81	1,297,810	16,223	80
CLEVELAND	1,114,368	14,472	77	1,301,152	16,264	80
DETROIT	1,102,621	13,613	81	1,292,408	16,360	79
TORONTO	818,239	10,228	80	1,318,696	16,082	82
BALTIMORE	793,229	10,170	78	1,311,229	16,390	80
TAMPA BAY	761,072	9,513	80	1,323,495	16,339	81
OAKLAND	701,430	8,768	80	1,545,914	19,085	81



ALL-TIME ATTENDANCE

RECORDS

(REGULAR SEASON)

Largest Home (Rogers Centre)	50,560	Fri., April 8/05	Boston
Smallest Home (Rogers Centre)	10,314	Wed., July 1/87	New York (AL)
Largest Home (Exhibition Stadium)	47,828	Tues., April 17/79	Chicago
Smallest Home (Exhibition Stadium)	10,074	Mon., April 19/10	Kansas City
Largest Home (Sahlen Field)	14,607	Wed., July 21/21	Boston
Smallest Home (Sahlen Field)	5,321	Tue., June 1/21	Miami
Largest Home (TD Ballpark)	1,641	Mon., May 24/21	Tampa Bay
Smallest Home (TD Ballpark)	1,107	Sun., May 16/21	Philadelphia
Largest Opening Day	50,560	Fri., April 8/05	Boston
Largest Day Game	50,533	Fri., April 9/93	Cleveland
Smallest Day Game	10,074	Tues., April 17/79	Chicago
Largest Night Game	61,340	Fri., May 23/86	at Cleveland
Smallest Night Game	7,053	Thur., Sept. 6/79	at Baltimore
Doubleheader (Day) – Home (Rogers Centre)	48,641	Mon., July 17/89	California
Doubleheader (TN) – Home (Exhibition)	45,102	Tues., Aug. 2/83	New York (AL)
Series, Four Dates (Home)	202,093	July 29-Aug. 1/93 (4 Games)	Detroit
Series, Four Dates (Road)	214,510	Sept. 12-15/85 (4 Games)	New York (AL)
Series, Three Dates (Home)	151,584	Sept. 21-23/93 (3 Games)	Boston
Series, Three Dates (Road)	161,793	Sept. 29, 30, Oct. 1/06 (3 Games)	New York (AL)
Series, Two Dates (Home)	101,036	July 27, 28/93 (2 Games)	Baltimore
Series, Two Dates (Road)	91,522	July 16, 17/97 (2 Games)	Texas
Largest Road	61,340	Fri., May 23/86	Cleveland
Smallest Road	746	Wed., April 9/97	Chicago
Season, Home	4,057,947	1993	
Season, Road	2,549,438	1993	
Season, Home & Road	6,607,385	1993	

OPPONENTS IN TORONTO

	LARGEST		SMALLEST	
BALTIMORE	50,528	June 25/94	11,080	Sept. 13/79
BOSTON	50,560	April 8/05	10,428	April 23/82
CHICAGO (AL)	47,171	June 17/17	10,074	April 17/79
CLEVELAND	50,533	April 9/93	10,173	April 20/83
DETROIT	50,532	July 31/93	10,087	April 13/82
HOUSTON (AL)	47,505	Aug. 13/16	13,123	April 8/14
KANSAS CITY	50,531	July 16/93	10,169	April 17/78
LOS ANGELES (AL)	50,529	Sept. 11/93 & May 29/94	11,295	May 15/78
MILWAUKEE (AL)	50,517	Aug. 6/93	10,127	April 14/83
MINNESOTA	50,530	Aug. 10/93	10,155	May 1/79
NEW YORK (AL)	50,530	June 11/94	13,306	April 19/78
OAKLAND	50,529	Sept. 8/93	11,339	May 9/78
SEATTLE	50,527	Aug. 20/93	10,213	June 11/79
TAMPA BAY	48,414	April 13/15	13,002	June 3/02
TEXAS	50,529	July 23/94	10,101	April 27/82
ARIZONA	46,967	June 22/16	14,259	June 11/04
ATLANTA	45,563	June 20/18	16,885	June 11/01
CHICAGO (NL)	40,738	June 15/08	16,879	Sept. 8/14
CINCINNATI	44,058	May 31/17	25,129	June 26/08
COLORADO	33,910	June 24/07	20,032	June 7/02
HOUSTON (NL)	21,494	May 21/11	15,478	May 20/11
LOS ANGELES (NL)	47,156	May 7/16	22,763	June 19/07
MIAMI	44,106	June 10/15	17,582	June 8/15
MILWAUKEE (NL)	48,456	April 11/17	17,615	June 17/05
MONTREAL	50,436	July 1/97	20,074	July 6/01
NEW YORK (NL)	37,252	July 1/98	23,129	July 17/00
PHILADELPHIA	45,512	July 1/11	16,446	May 7/14
PITTSBURGH	46,179	Aug. 12/17	14,090	June 10/03
SAN DIEGO	47,301	July 27/16	19,480	May 25/19
SAN FRANCISCO	32,863	May 15/13	18,081	June 10/02
ST. LOUIS	45,726	June 8/14	20,032	June 13/05
WASHINGTON	41,677	June 13/12	17,067	June 28/06

*The tables on this page do not reflect the COVID-related seating restrictions in 2021.



BLUE JAYS ON THE ROAD

AT	LARGEST		SMALLEST	
BALTIMORE	47,900	June 27/97	7,053	Sept. 6/79
BOSTON	38,347	May 21/09	7,542	April 16/82
CHICAGO (AL)	42,796	July 25/91	746	April 9/97
CLEVELAND	61,340	May 23/86	2,724	April 28/77
DETROIT	52,528	April 7/78	6,210	Sept. 22/80
HOUSTON (AL)	42,174	June 16/19	15,777	May 14/15
KANSAS CITY	41,086	April 8/85	9,593	April 27/09
LOS ANGELES (AL)	61,292	July 4/95	10,239	June 7/77
MILWAUKEE (AL)	53,852	May 6/79	5,298	April 21/82
MINNESOTA	53,067	April 8/88	2,830	Sept. 20/82
NEW YORK (AL)	55,367	May 27/78	8,848	Sept. 8/03
OAKLAND	46,770	July 4/85	1,289	Aug. 14/79
SEATTLE	56,120	April 6/93	4,113	June 1/79
TAMPA BAY	41,546	April 3/01	5,786	May 28/19
TEXAS	48,336	May 19/01	6,819	May 13/82
ARIZONA	39,062	June 22/02	16,155	Sept. 4/13
ATLANTA	48,338	June 27/98	15,178	Sept. 16/15
CHICAGO (NL)	41,814	Aug. 18/17	38,086	June 8/05
CINCINNATI	42,530	June 21/14	28,277	June 6/03
COLORADO	38,412	June 29/16	26,011	May 19/06
MIAMI	27,888	June 24/12	10,242	June 16/06
HOUSTON (NL)	34,925	June 11/05	28,607	June 10/05
LOS ANGELES (NL)	52,173	June 8/07	24,977	June 20/02
MILWAUKEE	42,221	Aug. 19/14	26,607	May 24/17
MONTREAL	22,489	July 9/00	7,015	June 17/01
NEW YORK (NL)	34,203	July 16/01	14,513	Sept. 3/97
PHILADELPHIA	44,958	June 16/09	18,279	July 13/01
PITTSBURGH	31,439	May 3/14	22,983	June 22/08
SAN DIEGO	40,511	June 18/04	20,380	June 2/13
SAN FRANCISCO	41,981	June 5/13	37,574	June 12/07
ST. LOUIS	40,289	June 25/11	28,840	June 4/03
WASHINGTON	39,859	June 25/05	20,860	June 19/09

TWENTY LARGEST HOME CROWDS

ATTENDANCE	DATE	OPPONENT
50,560*	Friday, April 8, 2005	Boston
50,533*	Friday, April 9, 1993	Cleveland
50,532	Saturday, July 31, 1993	Detroit
50,532	Wednesday, Sept. 22, 1993	Boston
50,531	Friday, July 16, 1993	Kansas City
50,530	Tuesday, Aug. 10, 1993	Minnesota
50,530	Saturday, June 11, 1994	New York (AL)
50,529	Thursday, Sept. 8, 1993	Oakland
50,529	Saturday, Sept. 10, 1993	California
50,529	Sunday, May 29, 1994	California
50,529	Saturday, July 23, 1994	Texas
50,528	Thursday, June 17, 1993	Boston
50,528	Thursday, July 29, 1993	Detroit
50,528	Thursday, July 23, 1993	Boston
50,528	Saturday, June 25, 1994	Baltimore
50,527	Thursday, Aug. 12, 1993	Minnesota
50,527	Friday, Aug. 20, 1993	Seattle
50,527	Saturday, Sept. 25, 1993	New York (AL)
50,527	Tuesday, Aug. 9, 1994	Cleveland
50,525	Thursday, July 8, 1993	Texas
50,525	Wednesday, Aug. 11, 1993	Minnesota
50,525	Wednesday, Aug. 25, 1993	Cleveland

*Home Opener



HOW THEY HAVE DRAWN

ATTENDANCE RECAP 1977-2021

AMERICAN LEAGUE

RANK	CLUB	DATES	ATTENDANCE	AVERAGE
1	NEW YORK	327	11,268,878	34,461
2	BOSTON	332	10,353,866	31,186
3	BALTIMORE	332	9,476,468	28,543
4	DETROIT	220	7,138,636	32,448
5	OAKLAND	212	6,289,426	29,667
6	TEXAS*	210	6,045,969	28,790
7	CLEVELAND	205	6,042,458	29,475
8	KANSAS CITY	205	5,936,024	28,956
9	LOS ANGELES	212	5,924,512	27,946
10	SEATTLE	211	5,906,604	27,993
11	CHICAGO	207	5,854,625	28,283
12	MINNESOTA	197	5,830,014	29,594
13	TAMPA BAY	205	4,973,647	24,262
14	MILWAUKEE	132	4,287,402	32,480
15	HOUSTON	29	782,944	26,998
AL TOTALS		3,236	96,111,473	29,701

* Includes game in Puerto Rico to start 2001 season. Includes games at TD Ballpark and Sahlen Field in 2021.

** Milwaukee moved over to the NL in 1998

NATIONAL LEAGUE

RANK	CLUB	DATES	ATTENDANCE	AVERAGE
1	PHILADELPHIA*	33	937,627	28,413
2	ATLANTA	26	692,296	26,627
3	MONTREAL	23	653,451	28,411
4	NEW YORK	16	474,994	29,687
5	WASHINGTON	17	388,468	22,851
6	MIAMI	17	382,315	22,489
7	LOS ANGELES	12	361,376	30,115
8	CHICAGO	9	247,188	27,465
9	CINCINNATI	9	246,457	27,384
10	ST. LOUIS	9	246,009	27,334
11	PITTSBURGH	9	234,559	26,062
12	COLORADO	12	226,002	18,834
13	SAN FRANCISCO	10	224,831	22,483
14	MILWAUKEE	7	221,108	31,587
15	ARIZONA	8	215,349	26,919
16	SAN DIEGO	6	202,453	33,742
NL TOTALS		223	5,954,483	26,702
GRAND TOTALS		3,459	102,065,956	29,507

*Three home games with the Phillies on June 25-27, 2010 were played in Philadelphia due to G20 Summit in Toronto

**Home games for the 2020 season were played at Sahlen Field in Buffalo, NY, with no fans in attendance.

TOP ALL-TIME ATTENDANCE MARKS

FOUR MILLION CLUB

1.	Colorado Rockies	4,483,350	1993
2.	New York Yankees	4,287,132	2008
3.	New York Yankees	4,271,083	2007
4.	New York Yankees	4,248,067	2006
5.	New York Yankees	4,090,696	2005
6.	Toronto Blue Jays	4,057,947	1993
7.	New York Mets	4,042,045	2008
8.	Toronto Blue Jays	4,028,318	1992
9.	Toronto Blue Jays	4,001,526	1991



ATTENDANCE YEAR-BY-YEAR

	HOME	DATES	AVG.	AWAY	DATES	AVG.	TOTAL
1977	1,794,651	72	23,626	1,101,763	73	14,183	2,736,396
1978	1,562,509	73	21,405	1,295,456	71	17,816	2,827,525
1979	1,431,659	77	18,593	1,269,208	75	16,813	2,692,651
1980	1,400,327	75	18,671	1,286,412	77	16,694	2,685,736
1981	755,083	51	14,806	814,447	50	16,287	1,569,448
1982	1,275,908	77	16,571	1,392,288	77	18,082	2,668,279
1983	1,930,277	77	25,070	1,689,278	81	21,152	3,643,717
1984	2,110,009	79	26,709	1,765,196	77	22,197	3,819,181
1985	2,468,925	78	31,653	1,842,189	81	22,744	4,311,203
1986	2,455,477	78	31,480	1,717,280	81	21,188	4,171,720
1987	2,778,459	81	34,302	1,959,124	81	24,189	4,737,709
1988	2,595,275	81	32,039	1,972,366	81	24,356	4,568,040
1989	3,376,693	80	42,199	1,975,238	81	24,330	5,346,594
1990	3,884,384	81	47,966	2,032,629	81	25,182	5,925,056
1991	4,001,526	81	49,402	2,250,718	81	27,695	6,244,862
1992	4,028,318	81	49,732	2,300,904	81	28,408	6,329,330
1993	4,057,747	81	50,098	2,548,538	81	31,480	6,607,845
1994	2,907,949	59	49,287	1,775,803	55	32,288	4,683,762
1995	2,826,445	72	39,257	1,770,309	70	25,293	4,597,024
1996	2,559,910	81	31,600	1,979,945	81	24,449	4,539,970
1997	2,589,317	81	31,967	2,117,614	81	26,149	4,707,327
1998	2,454,303	81	30,300	2,197,232	81	26,719	4,618,537
1999	2,163,486	81	26,709	2,187,457	81	26,683	4,324,750
2000	1,819,883	81	22,468	2,207,931	81	27,258	4,027,817
2001*	1,915,438	81	23,694	2,225,390	80	27,749	4,115,455
2002	1,637,900	81	20,209	2,088,408	81	25,760	3,723,439
2003	1,799,458	81	22,216	2,120,100	81	26,179	3,919,930
2004	1,900,041	81	23,457	2,127,243	78	27,272	4,027,284
2005	2,014,995	81	24,876	2,421,873	81	29,901	4,436,937
2006	2,302,212	81	28,422	2,311,125	81	28,560	4,615,612
2007	2,360,648	81	29,144	2,529,543	81	31,229	4,890,191
2008	2,400,416	81	29,635	2,421,897	80	30,119	4,809,928
2009	1,876,129	81	23,162	2,198,842	80	27,486	4,074,971
2010	1,625,555	81	20,069	2,249,636	81	27,773	3,875,191
2011	1,818,103	81	22,446	2,238,867	81	27,659	4,058,457
2012	2,099,663	81	25,922	2,326,019	80	29,075	4,425,682
2013	2,536,562	81	31,316	2,271,147	81	28,039	4,807,709
2014	2,375,525	81	29,327	2,406,394	81	29,709	4,781,919
2015	2,794,891	81	34,505	2,193,264	79	27,763	4,988,155
2016	3,392,099	81	41,878	2,435,293	81	30,065	5,827,392
2017	3,203,886	81	39,554	2,422,909	81	29,912	5,626,758
2018	2,325,281	80	29,066	2,012,169	80	25,152	4,337,450
2019	1,750,144	81	21,607	2,097,949	81	25,901	3,848,093
2021	818,239	80	10,228	1,318,696	82	16,082	2,136,935
TOTAL	102,175,705	3,457	29,556	87,806,124	3,451	25,444	189,981,829

* Includes game played in Puerto Rico on April 1, 2001 vs. Texas (19,891).

**Home games for the 2020 season were played at Sahlen Field in Buffalo, NY. No fans attended any MLB regular-season games that year.

HOME SELLOUT STREAKS – REGULAR SEASON

DATES

- 60 — May 18, 1990 to April 8, 1991 (Opening Day)
- 50 — June 9, 1993 to April 4, 1994 (Opening Day)
- 46 — May 27, 1992 to September 15, 1992
- 39 — July 4, 1991 to April 11, 1992 (2nd game)
- 38 — July 13, 1989 to April 10, 1990 (Opening Day)



ATTENDANCE AT THE BREAK

YEAR	W-L	PCT.	POS.	GBL	HOME ATTENDANCE
1977	34-58	.370	7th	-19.0	1,020,152
1978	32-53	.376	7th	-26.0	804,890
1979	29-64	.312	7th	-31.5	785,030
1980	33-43	.434	7th	-17.0	675,556
1981*	16-42	.276	7th	-19.0	426,795
1982	37-47	.440	7th	-11.5	637,057
1983	43-33	.566	1st	+1.0	786,503
1984	50-34	.595	2nd	-7.0	1,247,799
1985	53-35	.602	1st	+2.5	1,123,502
1986	47-43	.522	5th	-10.5	1,442,158
1987	51-36	.586	2nd	-3.0	1,413,455
1988	42-46	.477	6th	-11.5	1,473,480
1989	42-45	.483	T4th	-7.0	1,559,163
1990	47-38	.553	2nd	-0.5	2,288,900
1991	49-34	.590	1st	+5.5	2,090,001
1992	53-34	.609	1st	+4.0	2,416,036
1993	49-40	.551	1st	+0.5	2,340,240
1994	38-48	.442	5th	-12.5	2,116,873
1995*	27-40	.403	5th	-11.5	1,295,643
1996	38-49	.437	3rd	-15.0	1,289,964
1997	40-43	.482	T3rd	-14.0	1,547,513
1998	46-42	.523	3rd	-18.5	1,319,694
1999	47-43	.522	3rd	-7.0	1,181,546
2000	48-41	.539	2nd	0.0	816,825
2001	42-46	.477	3rd	-11.0	1,041,822
2002	34-52	.395	4th	-20.5	766,790
2003	49-46	.516	3rd	-9.0	1,087,864
2004	39-49	.443	4th	-17.0	913,198
2005	44-44	.500	4th	-5.5	910,866
2006	49-39	.557	3rd	-4.5	1,186,106
2007	43-44	.494	T2nd	-10.0	1,194,984
2008	47-48	.495	4th	-9.0	1,293,270
2009	44-46	.489	4th	-11.0	982,117
2010	44-45	.494	4th	-12.5	783,773
2011	44-45	.494	4th	-12.5	913,846
2012	43-43	.500	T4th	-9.5	1,107,908
2013	45-49	.479	5th	-11.5	1,445,173
2014	49-47	.510	2nd	-4.0	1,249,746
2015	45-46	.495	4th	-4.5	1,232,303
2016	51-40	.560	3rd	-2.0	1,845,707
2017	41-47	.466	5th	-8.5	1,823,669
2018	43-52	.453	4th	-23.5	1,422,954
2019	34-57	.374	4th	-24.5	994,511
2021	45-42	.517	3rd	-8.0	151,213

* Strike Season

**Home games for the 2020 season were played at Sahlen Field in Buffalo, NY, with no fans in attendance. The 60-game season had no All-Star break.

DOMES DOUBLEHEADERS

Since moving into the SkyDome on June 3, 1989, the Jays have played four doubleheaders at the venue:

- Won 6-4 and 5-4 on July 17, 1989 vs. CAL
- Took both games by scores of 5-0 and 4-3 on Oct. 5, 2001 vs. CLE
- Swept another doubleheader on April 7, 2018 vs. KC, winning 11-3 and 5-4
- Split a doubleheader on Aug. 7, 2021 vs. BOS, winning 1-0 on a Marcus Semien walkoff blast before dropping the second contest by a 2-1 score



INDIVIDUAL RECORDS

BLUE JAYS CAREER GAMES BY POSITION

GAMES BY POSITION (TOP 5)

CATCHERS	(81)
ERINE WHITT	1159
PAT BORDERS	691
DARRIN FLETCHER	516
GREGG ZAUN	483
BUCK MARTINEZ	441

FIRST BASEMEN	(119)
CARLOS DELGADO	1168
WILLIE UPSHAW	950
JOHN OLERUD	766
LYLE OVERBAY	703
JUSTIN SMOAK	595

SECOND BASEMEN	(101)
DAMASO GARCIA	869
AARON HILL	746
ROBERTO ALOMAR	695
ORLANDO HUDSON	454
MANUEL LEE	344

SHORTSTOPS	(86)
TONY FERNANDEZ	1104
ALFREDO GRIFFIN	907
ALEX GONZALEZ	874
MANUEL LEE	365
JOHN McDONALD	361

THIRD BASEMEN	(126)
KELLY GRUBER	829
ED SPRAGUE	814
RANCE MULLINIKS	725
GARTH IORG	556
ROY HOWELL	489

OUTFIELDERS	(202)
VERNON WELLS	1367
LLOYD MOSEBY	1349
GEORGE BELL	1066
JESSE BARFIELD	996
JOSE BAUTISTA	992

PITCHERS	(470)
JASON FRASOR	505
DUANE WARD	452
TOM HENKE	446
DAVE STIEB	439
CASEY JANSSEN	389

HOME RUN RECORDS BY POSITION (SEASON)

POSITION	PLAYER	HR	YEAR
1B	Vladimir Guerrero Jr.	48	2021
2B	Marcus Semien	45	2021
3B	Tony Batista	41	2000
	Josh Donaldson	41	2015
SS	Bo Bichette	29	2021
LF	George Bell	47	1987
CF	Jose Cruz	34	2001
RF	Shawn Green	42	1999
C	J.P. Arencibia	23	2011
	Russell Martin	23	2015
DH	Brad Fullmer	32	2000

BIOGRAPHIES

LAST SEASON

HISTORY

RECORDS

OPPONENTS

PLAYER DEV.

MEDIA & MISC.



BATTING LEADERS

* League Leader

Bold = Club Record

Year	AVG (350 AB)	AB	R	H	2B					
1977	R. Howell	.316	B. Bailor	62	B. Bailor	154	R. Fairly	24		
1978	R. Carty	.284	B. Bailor	621	B. Bailor	74	B. Bailor	29		
1979	A. Griffin	.287	A. Griffin	624	A. Griffin	81	A. Griffin	179	R. Bosetti	35
1980	A. Woods	.300	A. Griffin	653	A. Griffin	63	A. Griffin	166	D. Garcia	30
1981	L. Moseby	.233	A. Griffin	388	L. Moseby	36	L. Moseby	88	A. Griffin	19
1982	D. Garcia	.310	D. Garcia	597	D. Garcia	89	D. Garcia	185	D. Garcia	32
1983	B. Bonnell	.318	W. Upshaw	579	L. Moseby	104	W. Upshaw	177	R. Mulliniks	34
1984	D. Collins	.308	D. Garcia	633	L. Moseby	97	D. Garcia	180	G. Bell	39
1985	R. Mulliniks	.295	G. Bell	607	J. Barfield	94	D. Garcia	169	J. Barfield	34
1986	T. Fernandez	.310	T. Fernandez	687	J. Barfield	107	T. Fernandez	213	G. Bell	38
1987	T. Fernandez	.322	G. Bell	610	G. Bell	111	G. Bell	188	G. Bell	32
1988	M. Lee	.291	T. Fernandez	648	F. McGriff	100	T. Fernandez	186	T. Fernandez	41
1989	G. Bell	.297	G. Bell	613	F. McGriff	98	G. Bell	182	G. Bell	41
1990	F. McGriff	.300	T. Fernandez	635	K. Gruber	92	T. Fernandez	175	K. Gruber	36
1991	R. Alomar	.295	D. White	642	D. White	110	R. Alomar	188	M. Wilson	36
1992	R. Alomar	.310	D. White	641	R. Alomar	105	R. Alomar	177	J. Carter	42
1993	J. Olerud	.363*	P. Molitor	636	P. Molitor	121	P. Molitor	211*	D. Winfield	32
1994	P. Molitor	.341	P. Molitor	454	P. Molitor	86	P. Molitor	155	J. Olerud	54*
1995	R. Alomar	.300	J. Carter	558	E. Sprague	77	R. Alomar	155	P. Molitor	30
1996	O. Nixon	.286	J. Carter	625	E. Sprague	88	J. Carter	158	J. Olerud	32
1997	S. Green	.287	J. Carter	612	C. Delgado	79	J. Carter	143	J. Carter	35
1998	T. Fernandez	.321	S. Green	630	S. Green	106	S. Green	175	E. Sprague	35
1999	T. Fernandez	.328	S. Green	614	S. Green	134	S. Green	190	C. Delgado	42
2000	C. Delgado	.344	T. Batista	620	C. Delgado	115	C. Delgado	196	C. Delgado	43
2001	S. Stewart	.316	S. Stewart	640	S. Stewart	103	S. Stewart	202	S. Green	45*
2002	S. Stewart	.303	V. Wells	608	C. Delgado	103	S. Stewart	175	C. Delgado	57*
2003	V. Wells	.317	V. Wells	678	S. Stewart	103	S. Stewart	175	E. Hinske	38
2004	A. Rios	.286	E. Hinske	570	V. Wells	118	V. Wells	215*	S. Stewart	38
2005	F. Catalanotto	.301	V. Wells	620	V. Wells	82	V. Wells	146	V. Wells	34
2006	R. Jonhson	.319	V. Wells	611	S. Hillenbrand	91	S. Hillenbrand	173	S. Hillenbrand	36
2007	A. Rios	.297	A. Rios	643	T. Glaus	105	V. Wells	185	L. Overbay	46
2008	V. Wells	.300	A. Rios	635	A. Rios	114	A. Rios	191	A. Hill	47
2009	A. Lind	.305	A. Hill	682	A. Rios	91	A. Rios	185	A. Rios	47
2010	J. Buck	.281	V. Wells	590	A. Hill	103	A. Hill	195	A. Lind	46
2011	J. Bautista	.302	J. Bautista	513	J. Bautista	109	V. Wells	161	V. Wells	44
			Y. Escobar	513	J. Bautista	105	J. Bautista	155	E. Encarnacion	36
2012	E. Encarnacion	.280	C. Rasmus	565	E. Encarnacion	93	E. Encarnacion	152	B. Lawrie	26
2013	A. Lind	.288	E. Encarnacion	530	E. Encarnacion	90	E. Encarnacion	144	E. Encarnacion	29
2014	M. Cabrera	.301	J. Reyes	610	J. Bautista	101	J. Reyes	175	M. Cabrera	35
2015	J. Donaldson	.297	J. Donaldson	620	J. Donaldson	122*	J. Donaldson	184	J. Donaldson	41
2016	J. Donaldson	.284	E. Encarnacion	601	J. Donaldson	122	J. Donaldson	164	K. Pillar	35
2017	J. Donaldson	.270	J. Bautista	587	J. Bautista	92	J. Smoak	151	K. Pillar	37
			K. Pillar	587						
2018	A. Diaz	.263	K. Pillar	512	T. Hernández	67	K. Pillar	129	K. Pillar	40
					J. Smoak	67				
2019	V. Guerrero Jr.	.272	R. Grichuk	586	R. Grichuk	75	R. Grichuk	136	R. Grichuk	29
2020	L. Gurriel Jr.	.308 (150AB)	V. Guerrero Jr.	221	C. Biggio	41	L. Gurriel Jr.	64	C. Biggio	16
2021	V. Guerrero Jr.	.311	M. Semien	652	V. Guerrero Jr.	123*	B. Bichette	191*	M. Semien	39

BIOGRAPHIES

LAST SEASON

HISTORY

RECORDS

OPPONENTS

PLAYER DEV.

MEDIA & MISC.



Year	3B		HR		RBI		BB		SO	
1977	S. Stagg	6	R. Fairly	19	R. Fairly	64	O. Velez	65	O. Velez	87
1978	D. McKay	8	J. Mayberry	22	J. Mayberry	70	J. Mayberry	61	D. McKay	90
1979	A. Griffin	10	J. Mayberry	21	J. Mayberry	74	J. Mayberry	69	R. Howell	91
1980	A. Griffin	15*	J. Mayberry	30	J. Mayberry	82	J. Mayberry	77	R. Howell	92
1981	A. Griffin	6	J. Mayberry	17	J. Mayberry	43	O. Velez	55	L. Moseby	86
1982	L. Moseby	9	W. Upshaw	21	W. Upshaw	75	W. Upshaw	52	L. Moseby	106
1983	A. Griffin	9	J. Barfield	27	W. Upshaw	104	C. Johnson	67	J. Barfield	110
1984	D. Collins	15*	W. Upshaw	27	L. Moseby	92	L. Moseby	78	L. Moseby	122
	L. Moseby	15*	G. Bell	26	G. Bell	95	L. Moseby	76	J. Barfield	143
1985	T. Fernandez	10	G. Bell	28	G. Bell	108	W. Upshaw	78	J. Barfield	146
1986	T. Fernandez	9	J. Barfield	40*	J. Barfield	108	G. Bell	108	G. Bell	134*
1987	T. Fernandez	8	G. Bell	47	G. Bell	97	L. Moseby	70	J. Barfield	141
1988	L. Moseby	7	F. McGriff	34	G. Bell	104	F. McGriff	79	F. McGriff	149
1989	T. Fernandez	9	F. McGriff	36*	G. Bell	104	F. McGriff	119	F. McGriff	132
1990	T. Fernandez	17*	F. McGriff	35	K. Gruber	118	F. McGriff	94	F. McGriff	108
1991	R. Alomar	11	J. Carter	33	J. Carter	108	J. Olerud	68	D. White	135
1992	R. Alomar	8	J. Carter	34	J. Carter	119	R. Alomar	87	D. White	133
1993	T. Fernandez	9	J. Carter	33	J. Carter	121	J. Olerud	114	D. White	127
1994	D. White	6	J. Carter	27	J. Carter	103	J. Olerud	61	D. White	95
1995	R. Alomar	7	J. Carter	25	J. Carter	76	J. Olerud	84	A. Gonzalez	114
1996	J. Carter	7	E. Sprague	36	J. Carter	107	O. Nixon	71	E. Sprague	146
1997	S. Stewart	7	C. Delgado	30	J. Carter	102	C. Delgado	64	C. Delgado	133
1998	S. Green	4	J. Canseco	46	C. Delgado	115	C. Delgado	73	J. Canseco	159*
1999	H. Bush	4	C. Delgado	44	C. Delgado	134	C. Delgado	86	C. Delgado	141
2000	J. Cruz	5	T. Batista	41	C. Delgado	137	C. Delgado	123	J. Cruz	129
	S. Stewart	5	C. Delgado	41	C. Delgado	102	C. Delgado	111	A. Gonzalez	149
2001	S. Stewart	7	C. Delgado	39	C. Delgado	108	C. Delgado	102	E. Hinske	138
2002	S. Stewart	6	C. Delgado	33	C. Delgado	145*	C. Delgado	109	C. Delgado	137
2003	F. Catalanotto	6	C. Delgado	42	C. Delgado	99	C. Delgado	69	C. Delgado	115
	O. Hudson	7	C. Delgado	32	V. Wells	28	V. Wells	97	G. Zaun	73
2004	O. Hudson	7	C. Delgado	32	V. Wells	28	V. Wells	97	G. Zaun	73
2005	R. Johnson	6	V. Wells	28	V. Wells	28	V. Wells	106	T. Glaus	86
	A. Rios	7	T. Glaus	38	V. Wells	38	V. Wells	106	T. Glaus	86
2006	A. Rios	6	T. Glaus	38	V. Wells	38	V. Wells	106	T. Glaus	86
2007	A. Rios	7	F. Thomas	26	F. Thomas	26	F. Thomas	95	F. Thomas	81
2008	A. Rios	8	F. Thomas	26	F. Thomas	26	F. Thomas	95	F. Thomas	81
2009	J. Bautista	3	V. Wells	20	A. Rios	20	A. Rios	79	L. Overbay	116
	V. Wells	3	A. Hill	36	A. Lind	36	A. Lind	114	M. Scutaro	90
2010	F. Lewis	5	J. Bautista	54*	J. Bautista	124	J. Bautista	100	A. Lind	144
2011	R. Davis	6	J. Bautista	43*	J. Bautista	103	J. Bautista	132*	J. Arencibia	133
2012	C. Rasmus	5	E. Encarnacion	42	E. Encarnacion	110	E. Encarnacion	84	K. Johnson	159
2013	A. Gose	5	E. Encarnacion	36	E. Encarnacion	104	E. Encarnacion	82	J. Arencibia	148
	M. Kawasaki	5	J. Bautista	35	J. Bautista	103	J. Bautista	104	C. Rasmus	124
2014	J. Reyes	4	J. Bautista	35	J. Bautista	103	J. Bautista	104	C. Rasmus	124
2015	R. Goins	4	J. Donaldson	41	J. Donaldson	123*	J. Bautista	110*	J. Donaldson	133
2016	J. Donaldson	5	E. Encarnacion	42	E. Encarnacion	127	J. Donaldson	109	M. Saunders	157
2017	5 Players	1	J. Smoak	38	J. Smoak	90	J. Bautista	84	J. Bautista	170
2018	T. Hernández	7	R. Grichuk	25	J. Smoak	77	J. Smoak	83	T. Hernández	163
	R. Grichuk	5	J. Smoak	25	R. Grichuk	80	J. Smoak	79	R. Grichuk	163
2019	R. Grichuk	5	R. Grichuk	31	R. Grichuk	80	J. Smoak	79	R. Grichuk	163
2020	V. Guerrero Jr.	2	T. Hernández	16	R. Grichuk	35	C. Biggio	41	T. Hernández	63
2021	3 Players	2	V. Guerrero Jr.	48*	T. Hernández	116	V. Guerrero Jr.	86	T. Hernández	148



Year	SLG %	OBP %	SB	SH	SF
1977	R. Fairly .465	R. Howell .386	B. Bailor 15	A. Ashby 10	O. Velez 6
1978	R. Carty .481	R. Carty .340	R. Bosetti 6	L. Gomez 19	J. Mayberry 7
1979	J. Mayberry .461	J. Mayberry .372	A. Griffin 21	A. Griffin 16	R. Bosetti 7
1980	O. Velez .487	O. Velez .365	A. Griffin 18	A. Griffin 10	A. Griffin 5
				L. Moseby 10	R. Howell 5
1981	L. Moseby .357	L. Moseby .278	D. Garcia 13	A. Woods 8	L. Moseby 4
1982	W. Upshaw .443	B. Bonnell .345	D. Garcia 54	A. Griffin 11	G. Iorg 7
1983	W. Upshaw .515	L. Moseby .376	D. Collins 31	A. Griffin 11	W. Upshaw 7
			D. Garcia 31		
1984	C. Johnson .507	C. Johnson .390	D. Collins 60	A. Griffin 13	B. Martinez 9
1985	J. Barfield .536	R. Mulliniks .383	L. Moseby 37	T. Fernandez 7	G. Bell 8
1986	J. Barfield .559	J. Barfield .368	L. Moseby 32	T. Fernandez 5	R. Leach 7
					L. Moseby 7
1987	G. Bell .605	T. Fernandez .379	L. Moseby 39	G. Iorg 6	G. Bell 9
1988	F. McGriff .552	F. McGriff .376	L. Moseby 31	K. Gruber 5	G. Bell 8
				N. Liriano 5	
1989	F. McGriff .525	F. McGriff .399	L. Moseby 24	N. Liriano 10	G. Bell 14
1990	F. McGriff .530	F. McGriff .400	T. Fernandez 26	M. Wilson 6	K. Gruber 13
1991	J. Carter .503	R. Alomar .354	R. Alomar 53	R. Alomar 16	J. Olerud 10
1992	J. Carter .498	R. Alomar .405	R. Alomar 49	M. Lee 8	J. Carter 13
1993	J. Olerud .599	J. Olerud .473*	R. Alomar 55	P. Borders 7	J. Carter 10
1994	J. Carter .524	P. Molitor .410	P. Molitor 20	D. Schofield 8	J. Carter 13
1995	S. Green .509	J. Olerud .398	R. Alomar 30	A. Gonzalez 9	R. Alomar 7
					E. Sprague 7
1996	E. Sprague .496	J. Olerud .382	O. Nixon 54	3 Players 7	C. Delgado 8
1997	C. Delgado .528	O. Merced .352	O. Nixon 47	A. Gonzalez 11	J. Carter 9
1998	C. Delgado .592	T. Fernandez .387	S. Stewart 51	A. Gonzalez 13	D. Fletcher 7
1999	S. Green .588	T. Fernandez .427	S. Stewart 37	H. Bush 8	C. Delgado 7
2000	C. Delgado .664	C. Delgado .470	R. Mondesi 22	A. Gonzalez 16*	B. Fullmer 6
2001	C. Delgado .540	C. Delgado .408	J. Cruz Jr. 32	A. Gonzalez 7	A. Gonzalez 10
2002	C. Delgado .549	C. Delgado .406	S. Stewart 14	D. Berg 4	3 players 8
2003	C. Delgado .593	C. Delgado .426	E. Hinske 12	K. Cash 5	S. Stewart 8
					V. Wells 8
2004	C. Delgado .535	C. Delgado .372	A. Rios 15	4 Players 3	C. Delgado 11
2005	V. Wells .463	F. Catalanotto .367	A. Rios 14	F. Catalanotto 4	R. Adams 8
				K. Huckaby 4	V. Wells 8
2006	V. Wells .542	R. Johnson .390	V. Wells 17	J. McDonald 6	A. Rios 10
2007	M. Stairs .549	F. Thomas .377	A. Rios 17	J. McDonald 12	A. Rios 7
2008	V. Wells .496	L. Overbay .358	A. Rios 32	D. Eckstein 9	M. Scutaro 7
2009	A. Lind .562	M. Scutaro .379	A. Rios 19	J. Bautista 6	3 Players 7
2010	J. Bautista .617	J. Bautista .378	F. Lewis 17	Y. Escobar 7	J. Buck 6
2011	J. Bautista .608*	J. Bautista .447	R. Davis 34	C. Patterson 6	A. Lind 8
2012	E. Encarnacion .557	E. Encarnacion .384	R. Davis 46	Y. Escobar 7	E. Encarnacion 7
2013	E. Encarnacion .534	E. Encarnacion .370	R. Davis 45	M. Kawasaki 10	E. Encarnacion 5
2014	E. Encarnacion .547	J. Bautista .403	J. Reyes 30	M. Kawasaki 8	J. Bautista 6
					D. Navarro 6
2015	J. Donaldson .568	J. Bautista .377	K. Pillar 25	R. Goins 7	J. Donaldson 10
					E. Encarnacion 10
2016	J. Donaldson .549	J. Donaldson .404	K. Pillar 14	E. Carrera 7	E. Encarnacion 8
2017	J. Donaldson .559	J. Donaldson .385	K. Pillar 15	R. Goins 5	J. Bautista 7
2018	R. Grichuk .502	J. Smoak .350	K. Pillar 14	R. Urena 2	K. Pillar 6
2019	T. Hernández .472	C. Biggio .364	C. Biggio 14	E. Sogard 3	4 Players 3
				R. Urena 3	
2020	T. Hernández .579	C. Biggio .375	J. Villar 7	R. McGuire 4	3 Players 2
2021	V. Guerrero Jr. .601*	V. Guerrero Jr. .401*	B. Bichette 25	10 players 1	L. Gurriel Jr. 6



Year	IBB	Pinch-Hits	Hitting Streaks
1977	R. Fairly	11 S. Ewing	10 R. Howell (May 10-25)
1978	R. Carty	5 O. Velez	8 D. McKay (May 19-June 2)
1979	J. Mayberry	7 O. Velez	5 A. Griffin (Aug. 28-Sept. 12)
1980	J. Mayberry	9 S. Braun	9 A. Griffin (Aug. 13-Sept. 1)
			J. Mayberry (May 31-June 18)
1981	A. Woods	5 W. Upshaw	4 D. Garcia (May 29-June 9)
1982	R. Upshaw	8 W. Nordhagen	11 D. Garcia (Aug. 4-21)
1983	C. Johnson	8 R. Mulliniks	10 D. Garcia (June 21-July 16)
	W. Upshaw	8	L. Moseby (July 27-Aug. 16)
1984	W. Upshaw	14 C. Johnson	11 D. Garcia (April 15-May 1)
1985	E. Whitt	9 R. Mulliniks	9 J. Barfield (May 8-26)
			D. Garcia (July 23-Aug. 10)
			D. Garcia (June 15-July 8)
1986	J. Barfield	5 G. Iorg	10
		R. Leach	10
1987	G. Bell	7 R. Mulliniks	8 T. Fernandez (Aug. 23-Sept. 18)
1988	J. Barfield	6 R. Mulliniks	6 K. Gruber (June 22-July 4)
	L. Moseby	6	
1989	F. McGriff	12 B. Brenly	6 G. Bell (Aug. 8-31)
1990	F. McGriff	12 R. Mulliniks	8 T. Fernandez (April 10-25)
			K. Gruber (Sept. 10-25)
1991	J. Carter	12 P. Tabler	9 R. Alomar (May 24-June 9)
1992	J. Olerud	11 J. Olerud	4 D. Winfield (April 22-May 9)
1993	J. Olerud	33 T. Ward	2 J. Olerud (May 26-June 22)
1994	J. Olerud	12 M. Huff	3 J. Carter (April 12-28)
1995	J. Olerud	10 M. Huff	4 R. Alomar (Aug. 5-21)
1996	J. Olerud	6 R. Perez	5 O. Nixon (June 4-July 6)
1997	C. Delgado	9 C. Delgado	4 C. Delgado (Sept. 11-28)
1998	C. Delgado	13 F. Crespo	2 C. Delgado (May 21-June 9)
		D. Fletcher	2
		J. Samuel	2
1999	T. Fernandez	11 W. Greene	S. Green (June 29-July 31)
2000	C. Delgado	18 D. Fletcher	4 C. Delgado (June 4-29)
		T. Greene	4
2001	C. Delgado	22 T. Fernandez	16 J. Cruz Jr. (April 4-27)
2002	C. Delgado	18 D. Fletcher	4 V. Wells (June 7-26)
			S. Stewart (May 24-June 6)
2003	C. Delgado	23 T. Wilson	7 M. Bordick (July 18-Aug. 13)
			R. Johnson (Aug. 30-Sept. 23)
			V. Wells (June 6-28)
2004	C. Delgado	12 C. Gomez	4 V. Wells (May 8-26)
2005	E. Hinske	4 R. Adams	5 A. Hill (June 27-July 15)
		O. Hudson	5
2006	L. Overbay	7 F. Catalanotto	5 B. Molina (May 23-June 20)
2007	G. Zaun	8 M. Stairs	7 A. Hill (Sept. 14-end of season)
			F. Thomas (Aug. 20-Sept. 5)
2008	M. Stairs	9 M. Stairs	5 A. Rios (Aug. 30-Sept. 11)
2009	A. Lind	7 R. Barajas	3 S. Rolen (June 8-July 8)
2010	L. Overbay	7 4 Players	1 A. Lind (July 1-22)
			V. Wells (May 21-June 6)
2011	J. Bautista	24* 10 Players tied	1 E. Encarnacion (July 31-Aug. 14)
2012	E. Encarnacion	12 D. Cooper	4 3 players tied
2013	E. Encarnacion	7 A. Lind	7 B. Lawrie (July 29-Aug. 9)
2014	J. Bautista	11 A. Lind	5 M. Cabrera (March 31-April 15)
		D. Navarro	5
2015	Encarnacion	5 J. Smoak	6 E. Encarnacion (July 26-Aug. 31)
2016	J. Donaldson	6 D. Barney	3 D. Travis (Sept. 3-20)
		J. Smoak	3
2017	J. Bautista	3 E. Carrera	6 D. Travis (May 14-29)
	J. Smoak	3	
2018	K. Morales	5 C. Granderson	6 J. Smoak (July 25-Aug. 9)
2019	J. Smoak	3 B. McKinney	2 B. Bichette (July 29-Aug. 8)
	R. Tellez	3 R. Tellez	2 Randal Grichuk (Sept. 6-19)
2020	4 Players	1 T. Hernández	2 T. Hernández (Aug. 20-Sept. 3)
2021	V. Guerrero Jr.	7 C. Dickerson	3 V. Guerrero Jr. (Aug. 23-Sept. 6)
		A. Kirk	3



PITCHING LEADERS

* League Leader

Bold = Club Record

Year	W	L	ERA (MIN. 1 INN/GM)	G	
1977	D. Lemanczyk	13	J. Garvin 18	J. Garvin 4.19	P. Vuckovich 53
1978	J. Clancy	10	J. Jefferson 16	J. Clancy 4.09	T. Murphy 50
1979	T. Underwood	9	P. Huffman 18	T. Underwood 3.69	T. Buskey 44
1980	J. Clancy	13	J. Clancy 16	J. Clancy 3.30	J. Garvin 61
1981	D. Stieb	11	L. Leal 13	D. Stieb 3.19	J. McLaughlin 40
1982	D. Stieb	17	L. Leal 15	D. Stieb 3.25	D. Murray 56
1983	D. Stieb	17	J. Gott 14	D. Stieb 3.04	J. McLaughlin 50
1984	D. Alexander	17	J. Clancy 15	D. Stieb 2.83	J. Key 63
1985	D. Alexander	17	D. Stieb 13	D. Stieb 2.48*	G. Lavelle 69
1986	J. Clancy	14	J. Clancy 14	J. Key 3.57	M. Eichhorn 69
	J. Key	14			
	M. Eichhorn	14			
1987	J. Key	17	J. Clancy 11	J. Key 2.76*	M. Eichhorn 89
1988	D. Stieb	16	J. Clancy 13	D. Stieb 3.04	D. Ward 64
			M. Flanagan 13		
1989	D. Stieb	17	J. Key 14	J. Cerutti 3.07	D. Ward 66
1990	D. Stieb	18	T. Stottlemyre 17	D. Stieb 2.93	D. Ward 73
1991	J. Key	17	J. Key 12	J. Key 3.05	D. Ward 81
1992	J. Morris	21	J. Key 13	J. Guzman 2.64	D. Ward 79
1993	P. Hentgen	19	T. Stottlemyre 12	P. Hentgen 3.87	D. Ward 71
			J. Morris 12		
1994	P. Hentgen	13	J. Guzman 11	P. Hentgen 3.40	T. Castillo 41
1995	A. Leiter	11	J. Guzman 14	A. Leiter 3.64	T. Castillo 55
			P. Hentgen 14		
1996	P. Hentgen	20	E. Hanson 17	J. Guzman 2.93*	M. Timlin 59
1997	R. Clemens	21*	W. Williams 14	R. Clemens 2.05*	P. Quantrill 77
1998	R. Clemens	20*	J. Guzman 12	R. Clemens 2.65*	P. Quantrill 82
1999	D. Wells	17	P. Hentgen 12	P. Hentgen 4.74	G. Lloyd 74
2000	D. Wells	20*	K. Escobar 15	D. Wells 4.11	B. Koch 68
					P. Quantrill 68
2001	C. Carpenter	11	C. Carpenter 11	C. Carpenter 4.09	P. Quantrill 80*
	E. Loaiza	11	E. Loaiza 11		
	P. Quantrill	11			
2002	R. Halladay	19	E. Loaiza 10	R. Halladay 2.93	K. Escobar 76
2003	R. Halladay 22*		C. Lidle 15	R. Halladay 3.25	T. Miller 79*
2004	T. Lilly	12	M. Batista 13	T. Lilly 4.06	J. Frasor 63
2005	G. Chacin	13	J. Towers 12	R. Halladay 2.41	S. Schoeneweis 80
	J. Towers	13			
2006	R. Halladay	16	T. Lilly 13	R. Halladay 3.19	B. J. Ryan 65
2007	R. Halladay	16	D. McGowan 10	R. Halladay 3.71	S. Downs 81*
			J. Towers 10		
2008	R. Halladay	20	R. Halladay 11	R. Halladay 2.78	J. Carlson 69
2009	R. Halladay	17	S. Richmond 11	R. Halladay 2.79	J. Carlson 73
2010	B. Cecil	15	R. Romero 9	S. Marcum 3.64	S. Camp 70
2011	R. Romero	15	3 players 11	R. Romero 2.92	S. Camp 67
2012	B. Morrow	10	H. Alvarez 14	H. Alvarez 4.85	C. Janssen 62
			R. Romero 14		D. Oliver 62
2013	R. Dickey	14	R. Dickey 13	M. Buehrle 4.15	A. Loup 64
2014	R. Dickey	14	R. Dickey 13	M. Buehrle 3.39	A. Loup 71
			D. Hutchison 13		
2015	M. Buehrle	15	R. Dickey 11	M. Estrada 3.13	R. Osuna 68
2016	J. Happ	20	R. Dickey 15	A. Sanchez 3.00*	R. Osuna 72
2017	M. Stroman	13	J. Biagini 13	M. Stroman 3.09	R. Tepera 73
2018	J.A. Happ	10	M. Estrada 14	None	T. Clippard 73
2019	3 Players	6	A. Sanchez 14	None	T. Mayza 68
2020	H. Ryu	5	S. Yamaguchi 4	H. Ryu 2.69	A. Bass 26
2021	S. Matz	14	H. Ryu 10	R. Ray 2.84*	J. Romano 62
	H. Ryu	14			

BIographies

LAST SEASON

HISTORY

RECORDS

OPPONENTS

PLAYER DEV.

MEDIA & MISC.



Year	GS	CG	SV	SHO
1977	J. Garvin 34 D. Lemanczyk 34	J. Garvin 12	P. Vuckovich 8	3 pitchers 1
1978	3 Players 30	J. Jefferson 9	V. Cruz 9	J. Jefferson 2
1979	T. Underwood 32	T. Underwood 12	T. Buskey 7	D. Lemanczyk 3
1980	J. Clancy 34	J. Clancy 15	J. Garvin 8	D. Steib 4
1981	D. Stieb 25	D. Stieb 11	J. McLaughlin 10	D. Steib 2
1982	J. Clancy 40*	D. Stieb 19	D. Murray 11	D. Steib 5
1983	D. Stieb 36	D. Stieb 14	R. Moffitt 10	D. Steib 4
1984	J. Clancy 36*	D. Alexander 11 D. Stieb 11	R.L. Jackson 10 J. Key 10	3 tied at 2
1985	D. Alexander 36 D. Stieb 36	D. Stieb 8	B. Caudill 14	D. Steib 2
1986	J. Key 35	J. Clancy 6	T. Henke 27	J. Clancy 3
1987	J. Clancy 37	J. Key 8	T. Henke 34*	3 pitchers 1
1988	M. Flanagan 34	D. Stieb 8	T. Henke 25	D. Steib 4
1989	D. Stieb 33 J. Key 33	J. Key 5	T. Henke 20	D. Steib 2
1990	D. Stieb 33 T. Stottlemyre 33	T. Stottlemyre 4	T. Henke 32	D. Steib 2
1991	T. Stottlemyre 34	T. Candiotti 3	T. Henke 32	J. Key 2
1992	J. Morris 34	J. Morris 6 T. Stottlemyre 6	T. Henke 34	J. Key 2 T. Stottlemyre 2
1993	J. Guzman 33	J. Morris 4	D. Ward 45	4 pitchers 1
1994	J. Guzman 25	P. Hentgen 6	D. Hall 17	P. Hentgen 3
1995	P. Hentgen 30	D. Cone 5	T. Castillo 13	D. Cone 2
1996	E. Hanson 35 P. Hentgen 35	P. Hentgen 10	M. Timlin 31	P. Hentgen 3
1997	P. Hentgen 35	R. Clemens 9* P. Hentgen 9*	K. Escobar 14	R. Clemens 3* P. Hentgen 3*
1998	R. Clemens 33	R. Clemens 5	R. Myers 28	R. Clemens 3
1999	P. Hentgen 34 D. Wells 34	D. Wells 7*	B. Koch 31	3 pitchers 1
2000	D. Wells 35*	D. Wells 9*	B. Koch 33	3 pitchers 1
2001	C. Carpenter 34	C. Carpenter 3	B. Koch 36	C. Carpenter 2
2002	R. Halladay 34	E. Loaiza 3	K. Escobar 38	R. Halladay 1 E. Loaiza 1
2003	R. Halladay 36*	R. Halladay 9*	A. Lopez 14	R. Halladay 2*
2004	T. Lilly 32	T. Lilly 2 M. Batista 2	J. Frasor 17	4 pitchers 1
2005	G. Chacin 34	R. Halladay 5	M. Batista 31	R. Halladay 2
2006	R. Halladay 32 T. Lilly 32	R. Halladay 4	B.J. Ryan 38	A.J. Burnett 1
2007	R. Halladay 31	R. Halladay 7*	J. Accardo 30	R. Halladay 1 D. McGowan 1
2008	A. Burnett 34	R. Halladay 9*	B.J. Ryan 32	R. Halladay 2 J. Listch 2
2009	R. Halladay 32	R. Halladay 9*	J. Frasor 11	R. Halladay 4*
2010	R. Romero 32	R. Romero 3	K. Gregg 37	B. Morrow 1 R. Romero 1
2011	R. Romero 32	R. Romero 4	F. Francisco 17	R. Romero 2
2012	R. Romero 32	B. Morrow 3	C. Janssen 22	B. Morrow 3
2013	R. Dickey 34	R. Dickey 3	C. Janssen 34	R. Dickey 1 M. Buehrle 1
2014	R. Dickey 34	3 players 1	C. Janssen 25	D. Hutchison 1 M. Stroman 1
2015	R. Dickey 33	M. Buehrle 4	R. Osuna 20	M. Buehrle 1 D. Hutchison 1
2016	J. Happ 32 M. Stroman 32	None	R. Osuna 36	None
2017	M. Estrada 33 M. Stroman 33	M. Stroman 2	R. Osuna 39	None
2018	M. Estrada 28	None	K. Giles 14	None
2019	T. Thornton 29	R. Feierabend 1	K. Giles 23	None
2020	H. Ryu 12	None	A. Bass 7	None
2021	R. Ray 32*	H. Ryu 1	J. Romano 23	H. Ryu 1



Year	IP	SO	BB
1977	D. Lemanczyk 252.0	J. Garvin 127	D. Lemanczyk 87
1978	J. Jefferson 211.2	T. Underwood 139	J. Clancy 91
1979	T. Underwood 227.0	T. Underwood 127	T. Underwood 95
1980	J. Clancy 250.2	J. Clancy 152	J. Clancy 128
1981	D. Steib 183.2	D. Steib 89	J. Clancy 64
1982	D. Steib 288.1	D. Steib 141	L. Leal 79
1983	D. Steib 278.0	D. Steib 187	D. Steib 83
1984	D. Steib 267.0	D. Steib 198	Clancy/Stieb 88
1985	D. Steib 265.0	D. Steib 167	D. Steib 96
1986	J. Key 232.0	M. Eichhorn	D. Steib 87
1987	J. Key 261.0	J. Clancy 180	D. Steib 87
1988	M. Flanagan 211.0	D. Steib 147	M. Flanagan 80
1989	J. Key 216.0	D. Ward 122	D. Steib 76
1990	D. Steib 208.2	D. Steib 125	T. Stottlemyre 69
1991	T. Stottlemyre 219.0	D. Ward 132	T. Stottlemyre 75
1992	J. Morris 240.2	J. Guzman 165	J. Morris 80
1993	J. Guzman 221.0	J. Guzman 194	J. Guzman 110
1994	P. Hentgen 174.2	P. Hentgen 147	J. Guzman 76
1995	P. Hentgen 202.2	A. Leiter 153	A. Leiter 108
1996	P. Hentgen 265.2	P. Hentgen 177	E. Hanson 102
1997	R. Clemens 264.0	R. Clemens 292*	P. Hentgen 71
	P. Hentgen 264.0		
1998	R. Clemens 234.2	R. Clemens 271*	R. Clemens 88
1999	D. Wells 231.2	D. Wells 169	K. Escobar 81
2000	D. Wells 229.2	D. Wells 166	K. Escobar 85
2001	C. Carpenter 215.2	C. Carpenter 157	C. Carpenter 75
2002	R. Halladay 239.1	R. Halladay 168	J. Miller 66
2003	R. Halladay 266.0*	R. Halladay 204	K. Escobar 78
2004	M. Batista 198.2	T. Lilly 168	M. Batista 96
2005	J. Towers 208.2	G. Chacin 121	G. Chacin 70
2006	R. Halladay 220.0	T. Lilly 160	T. Lilly 81
2007	R. Halladay 225.1	A. Burnett 176	A. Burnett 66
2008	R. Halladay 246.0*	A. Burnett 231*	A. Burnett 86
2009	R. Halladay 239.0	R. Halladay 208	R. Romero 79
2010	R. Romero 210.0	B. Morrow 178	R. Romero 82
2011	R. Romero 225.0	B. Morrow 203	R. Romero 80
2012	H. Alvarez 187.1	R. Romero 124	R. Romero 105*
2013	R. Dickey 224.2	R. Dickey 177	R. Dickey 71
2014	R. Dickey 215.2	D. Hutchison 184	R. Dickey 74
2015	R. Dickey 214.1	M. Estrada 131	R. Dickey 61
2016	M. Stroman 204.0	M. Stroman 166	M. Estrada 65
2017	M. Stroman 201.0	M. Estrada 176	M. Estrada 71
2018	M. Estrada 143.2	J.A. Happ 130	A. Sanchez 58
2019	T. Thornton 154.1	T. Thornton 149	T. Thornton 61
2020	H. Ryu 67.0	H. Ryu 72	T. Roark 23
2021	R. Ray 193.1*	R. Ray 248*	R. Ray 52

ARBITRATION CASES

Baseball arbitration was born out of the Basic Agreement settlement of 1972, though it was not actually put into place until before the 1974 season and was not used in 1976 and 1977.

The following is the list of Blue Jays who have gone to arbitration:

YEAR	PLAYER	OFFERED	ASKED	CLUB W/L
1980	Dave Lemanczyk-RHP	\$130,000	\$165,000	WON
	Roy Howell-INF	\$110,000	\$133,000	LOST
1982	Dave Stieb-RHP	\$250,000	\$325,000	WON
1983	Damaso Garcia-INF	\$300,000	\$400,000	LOST
	Roy Lee Jackson-RHP	\$155,000	\$225,000	WON
1988	Tom Henke-RHP	\$725,000	\$1,025,000	WON
1991	Roberto Alomar-INF	\$825,000	\$1,250,000	LOST
1997	Bill Riskey-RHP	\$380,000	\$550,000	WON
2015	Danny Valencia-INF	\$1,200,000	\$1,675,000	LOST
	Josh Donaldson-INF	\$4,300,000	\$5,750,000	WON
2016	Jesse Chavez-RHP	\$3,600,000	\$4,000,000	LOST
2017	Marcus Stroman-RHP	\$3,100,000	\$3,400,000	LOST
2018	Roberto Osuna-RHP	\$5,300,000	\$5,800,000	WON
	Marcus Stroman-RHP	\$6,500,000	\$6,900,000	WON
2019	Ryan Tepera-RHP	\$1,525,000	\$1,800,000	WON



FIELDING PERCENTAGE – LEAGUE LEADERS

YEAR	PLAYER	POSITION	FLD%
1984	Rance Mulliniks	3B	.968
1985	Rance Mulliniks	3B	.971
1986	Rance Mulliniks	3B	.975
	Tony Fernandez	SS	.983
1988	Fred McGriff	1B	1.000
1989	Tony Fernandez	SS	.992
1990	Manuel Lee	2B	.993
1991	Devon White	CF	.998
1995	Roberto Alomar	2B	.994
1997	Alex Gonzalez	SS	.986
2004	Vernon Wells	CF	.997
	Eric Hinske	3B	.978
2005	Vernon Wells	CF	1.000
2009	Lyle Overbay	1B	.998
2010	Vernon Wells	CF	1.000
2018	Justin Smoak	1B	.999

19 Blue Jays pitchers have led or tied for league lead in fielding (min. 35 chances).

SHUTOUTS

The Blue Jays have played 104 games that have resulted in a 1-0 decision and are 56-48 in those contests.

Year by Year	W	L	Year by Year	W	L
1977	3	15	2000	4	7
1978	5	19	2001	10	9
1979	7	15	2002	6	6
1980	9	12	2003	6	5
1981	4	20	2004	11	12
1982	13	9	2005	8	14
1983	8	8	2006	6	6
1984	10	4	2007	9	4
1985	9	4	2008	13	12
1986	12	6	2009	10	5
1987	8	10	2010	11	8
1988	17	3	2011	10	8
1989	12	7	2012	11	9
1990	9	10	2013	11	8
1991	16	9	2014	16	11
1992	14	10	2015	10	5
1993	11	1	2016	10	8
1994	4	4	2017	6	9
1995	8	10	2018	3	11
1996	7	9	2019	7	12
1997	16	11	2020	1	2
1998	11	4	2021	14	3
1999	9	8	Total	415	382

SUSPENDED GAMES

The Blue Jays have played five suspended games in their history.

- Aug. 28, 1980 vs. MIN (L 7-5 in 15 innings)...Game was suspended after 14 innings due to 5 pm Canadian National Exhibition curfew.
- Sept. 17, 1980 at NYY (L 8-7 in 13 innings)...Game was completed the next day after the contest had been halted the night before with the Jays batting in the 10th inning.
- May 3, 1996 at BOS (L 8-7)...Play was stopped at 1:06 am after 6 innings due to 1:00 am curfew...The game was completed the next day.
- July 23, 2008 at BAL (W 5-1)...Contest was suspended in the 6th inning due to rain with the Jays leading by a score of 2-1...The game was continued the next day on July 24.
- Aug. 15, 2020 vs. TB (L 2-3)...Game was delayed for 1:57 due to rain in the middle of the 4th with the scored tied at 1-1...The contest resumed the next afternoon as the start of a doubleheader.



SINGLE SEASON

BATTING DEPARTMENTS

BATTING AVERAGE (450PA)

1. John Olerud	1993	.363
2. Carlos Delgado	2000	.344
3. Paul Molitor	1994	.341
4. Paul Molitor	1999	.332
5. Tony Fernandez	1993	.328
6. Roberto Alomar	1993	.326
7. Tony Fernandez	1987	.322
8. Tony Fernandez	1998	.321
9. Homer Bush	1999	.320
10. Shannon Stewart	2000	.319

GAMES

1. Tony Fernandez	1986	163
2. Marcus Semien	2021	162
Carlos Delgado	2001	162
Carlos Delgado	2000	162
Jose Cruz	2000	162
Joe Carter	1991	162
Alfredo Griffin	1983	162
Alfredo Griffin	1982	162
Rick Bosetti	1979	162
10. 9 Players		161

HITS

1. Vernon Wells	2003	215
2. Tony Fernandez	1986	213
3. Paul Molitor	1993	211
4. Shannon Stewart	2001	202
5. John Olerud	1993	200
6. George Bell	1986	198
7. Carlos Delgado	2000	196
8. Aaron Hill	2009	195
9. Roberto Alomar	1993	192
10. Bo Bichette	2021	191
Alex Rios	2007	191

AT-BATS

1. Tony Fernandez	1986	687
2. Aaron Hill	2009	682
3. Vernon Wells	2003	678
4. Alfredo Griffin	1980	653
5. Marcus Semien	2021	652
6. Tony Fernandez	1988	648
7. Alex Rios	2007	643
8. Devon White	1991	642
9. Devon White	1992	641
George Bell	1986	641

RUNS

1. Shawn Green	1999	134
2. Vladimir Guerrero Jr.	2021	123
3. Josh Donaldson	2015	122
Josh Donaldson	2016	122
5. Bo Bichette	2021	121
Paul Molitor	1993	121
7. Vernon Wells	2003	118
8. Carlos Delgado	2003	117
9. Devon White	1993	116
10. Marcus Semien	2021	115
Carlos Delgado	2000	115

DOUBLES

1. Carlos Delgado	2000	57
2. John Olerud	1993	54
3. Vernon Wells	2003	49
4. Aaron Hill	2007	47
Alex Rios	2008	47
6. Lyle Overbay	2006	46
Adam Lind	2009	46
8. Eric Hinske	2003	45
Shawn Green	1999	45
10. Shannon Stewart	2001	44
Vernon Wells	2010	44

TRIPLES

1. Tony Fernandez	1990	17
2. Dave Collins	1984	15
Lloyd Moseby	1984	15
Alfredo Griffin	1980	15
5. Roberto Alomar	1991	11
6. Devon White	1991	10
Tony Fernandez	1985	10
Alfredo Griffin	1979	10
9. 8 Players		9

HOME RUNS

1. Jose Bautista	2010	54
2. Vladimir Guerrero Jr.	2021	48
3. George Bell	1987	47
4. Jose Canseco	1998	46
5. Marcus Semien	2021	45
6. Carlos Delgado	1999	44
7. Jose Bautista	2011	43
8. Carlos Delgado	2003	42
Edwin Encarnacion	2012	42
Edwin Encarnacion	2016	42
Shawn Green	1999	42

TOTAL BASES

1. Carlos Delgado	2000	378
2. Vernon Wells	2003	373
3. George Bell	1987	369
4. Vladimir Guerrero Jr.	2021	363
5. Shawn Green	1999	361
6. Josh Donaldson	2015	352
7. Jose Bautista	2010	351
8. Marcus Semien	2021	351
9. George Bell	1986	341
10. Aaron Hill	2009	340

RUNS BATTED IN

1. Carlos Delgado	2003	145
2. Carlos Delgado	2000	137
3. Carlos Delgado	1999	134
George Bell	1987	134
5. Edwin Encarnacion	2016	127
6. Jose Bautista	2010	124
7. Shawn Green	1999	123
Josh Donaldson	2015	123
9. Joe Carter	1993	121
10. Joe Carter	1992	119

TIMES ON BASE

1. Carlos Delgado	2000	334
2. John Olerud	1993	321
3. Carlos Delgado	2003	300
4. Jose Bautista	2011	293
5. Paul Molitor	1993	291
6. Carlos Delgado	2001	287
7. Josh Donaldson	2016	282
8. Vladimir Guerrero Jr.	2021	280
9. Roberto Alomar	1993	277
10. Fred McGriff	1989	271
Jose Bautista	2014	271

STOLEN BASES

1. Dave Collins	1984	60
2. Roberto Alomar	1993	55
3. Otis Nixon	1996	54
Damaso Garcia	1982	54
5. Roberto Alomar	1991	53
6. Shannon Stewart	1998	51
7. Roberto Alomar	1992	49
8. Otis Nixon	1997	47
9. Damaso Garcia	1984	46
Rajai Davis	2012	46

BASE ON BALLS

1. Jose Bautista	2011	132
2. Carlos Delgado	2000	123
3. Fred McGriff	1989	119
4. John Olerud	1993	114
5. Carlos Delgado	2001	111
6. Jose Bautista	2015	110
7. Carlos Delgado	2003	109
Josh Donaldson	2016	109
8. Jose Bautista	2014	104
9. Carlos Delgado	2002	102
10. Jose Bautista	2010	100

IBB

1. John Olerud	1993	33
2. Jose Bautista	2011	24
3. Carlos Delgado	2003	23
4. Carlos Delgado	2001	22
5. Carlos Delgado	2002	18
Carlos Delgado	2000	18
7. Willie Upshaw	1984	14
8. Carlos Delgado	1998	13
9. 5 Players		12

HBP

1. Shea Hillenbrand	2005	22
2. Reed Johnson	2006	21
3. Reed Johnson	2003	20
4. Carlos Delgado	2003	19
5. Josh Phelps	2003	17
Charlie O'Brien	1996	17
7. Carlos Delgado	2001	16
Reed Johnson	2005	16
9. Carlos Delgado	2000	15
Carlos Delgado	1999	15
Shannon Stewart	1998	15
Ed Sprague	1995	15

SLUGGING PCT (450PA)

1. Carlos Delgado	2000	.664
2. Jose Bautista	2010	.617
3. Jose Bautista	2011	.608
4. George Bell	1987	.605
5. Vladimir Guerrero Jr.	2021	.601
6. John Olerud	1993	.599
7. Carlos Delgado	2003	.593
8. Carlos Delgado	1998	.592
9. Shawn Green	1999	.588
10. Carlos Delgado	1999	.571



ON BASE PCT (450PA)

1. John Olerud	1993	.473
2. Carlos Delgado	2000	.470
3. Jose Bautista	2011	.447
4. Tony Fernandez	1999	.427
5. Carlos Delgado	2003	.426
6. Paul Molitor	1994	.410
7. Roberto Alomar	1993	.408
Carlos Delgado	2001	.408
9. Carlos Delgado	2002	.406
10. Roberto Alomar	1992	.405

OPS (450PA)

1. Carlos Delgado	2000	1.134
2. John Olerud	1993	1.072
3. Jose Bautista	2011	1.056
4. Carlos Delgado	2003	1.019
5. Vladimir Guerrero Jr.	2021	1.002
6. Jose Bautista	2010	.995
7. Carlos Delgado	1998	.978
8. Shawn Green	1999	.972
9. George Bell	1987	.957
10. Carlos Delgado	2002	.955

HITTING STREAKS (G)

1. Shawn Green	1999	28
2. John Olerud	1993	26
Shannon Stewart	1999	26
Edwin Encarnacion	2015	26
4. Scott Rolen	2009	25
5. George Bell	1989	22
Carlos Delgado	2000	22
7. Damaso Garcia	1983	21
Lloyd Moseby	1983	21
Dave Martinez	2000	21
Socrates Brito	2019	21

HITLESS STREAKS (AB)

1. Ed Sprague	1994	35
Danny Jansen	2021	35
3. Alex Gonzalez	1996	33
4. Buck Martinez	1985	32
5. Mike Stanley	1998	30
6. Carlos Delgado	1998	29
Devon Travis	2017	29
Kendrys Morales	2018	29
9. Tomas Perez	1997	28
Russ Adams	2005	28

PITCHING DEPARTMENTS

ERA (MIN. 162IP)

1. Roger Clemens	1997	2.05
2. Dave Stieb	1985	2.48
3. Juan Guzman	1992	2.64
4. Roger Clemens	1998	2.65
5. Jimmy Key	1987	2.76
6. Roy Halladay	2008	2.78
7. Roy Halladay	2009	2.79
8. Dave Stieb	1984	2.83
9. Robbie Ray	2021	2.84
10. Ricky Romero	2011	2.92

WINS

1. Roy Halladay	2003	22
2. Roger Clemens	1997	21
Jack Morris	1992	21
4. David Wells	2000	20
Roger Clemens	1998	20
Pat Hentgen	1996	20
Roy Halladay	2008	20
J.A. Happ	2016	20
9. Roy Halladay	2002	19
Pat Hentgen	1993	19

LOSSES

1. Phil Hufferman	1979	18
Jerry Garvin	1977	18
3. Erik Hanson	1996	17
Todd Stottlemyre	1990	17
Jesse Jefferson	1977	17
6. Jim Clancy	1980	16
Tom Underwood	1979	16
Jesse Jefferson	1978	16
Dave Lemanczyk	1977	16
10. 6 players tied		15

GAMES PITCHED

1. Mark Eichhorn	1987	89
2. Paul Quantrill	1998	82
3. Duane Ward	1991	81
Scott Downs	2007	81
5. Paul Quantrill	2001	80
S. Schoeneweis	2005	80
7. Trevor Miller	2003	79
Duane Ward	1992	79
9. Dan Plesac	1998	78
10. Paul Quantrill	1997	77

GAMES STARTED

1. Jim Clancy	1982	40
2. Luis Leal	1982	38
Dave Stieb	1982	38
4. Jim Clancy	1987	37
5. Roy Halladay	2003	36
Jimmy Key	1987	36
Doyle Alexander	1985	36
Dave Stieb	1985	36
Jim Clancy	1984	36
Dave Stieb	1983	36

COMPLETE GAMES

1. Dave Stieb	1982	19
2. Jim Clancy	1980	15
3. Dave Stieb	1983	14
Dave Stieb	1980	14
5. Tom Underwood	1979	12
Jerry Garvin	1977	12
7. Doyle Alexander	1984	11
Dave Stieb	1984	11
Jim Clancy	1983	11
Jim Clancy	1982	11
Dave Stieb	1981	11
Dave Lemanczyk	1979	11
Dave Lemanczyk	1977	11

SHUTOUTS

1. Dave Stieb	1982	5
2. Dave Stieb	1988	4
Dave Stieb	1983	4
Dave Stieb	1980	4
Roy Halladay	2009	4
5. Brandon Morrow	2012	3
Roger Clemens	1998	3
Roger Clemens	1997	3
Pat Hentgen	1997	3
Pat Hentgen	1996	3
Pat Hentgen	1994	3
Jim Clancy	1986	3
Jim Clancy	1982	3
Dave Lemanczyk	1979	3

SAVES

1. Duane Ward	1993	45
2. Roberto Osuna	2017	39
3. B.J. Ryan	2006	38
4. Kelvim Escobar	2002	38
5. Kevin Gregg	2010	37
6. Billy Koch	2001	36
Roberto Osuna	2016	36
8. Tom Henke	1992	34
Tom Henke	1987	34
Casey Janssen	2013	34

SV PCT

(Min. 20 SVO)

1. Jordan Romano	2021	95.8 (23-24)
Ken Giles	2019	95.8 (23-24)
3. Casey Jansen	2013	94.4 (34-36)
4. Tom Henke	1992	91.9 (34-37)
5. Tom Henke	1991	91.4 (32-35)
6. BJ Ryan	2006	90.5 (38-42)
7. BJ Ryan	2008	88.9 (32-36)
8. Billy Koch	1999	88.6 (31-35)
9. Duane Ward	1993	88.2 (45-51)
10. Casey Jansen	2012	88.0 (22-25)

W-L PCT

(Min. 15 decisions)

1. Aaron Sanchez	2016	.882 (15-2)
2. J.A. Happ	2016	.833 (20-4)
3. Juan Guzman	1993	.824 (14-3)
4. Jack Morris	1992	.778 (21-6)
5. Roger Clemens	1998	.769 (20-6)
6. Roy Halladay	2006	.762 (16-5)
Juan Guzman	1992	.762 (16-5)
8. Roy Halladay	2003	.759 (22-7)
9. Dave Stieb	1990	.750 (18-6)
Roy Halladay	2005	.750 (12-4)
Roger Clemens	1997	.750 (21-7)

INNINGS PITCHED

1. Dave Stieb	1982	288.1
2. Dave Stieb	1983	278.0
3. Dave Stieb	1984	267.0
4. Jim Clancy	1982	266.2
5. Roy Halladay	2003	266.0
6. Pat Hentgen	1996	265.2
7. Dave Stieb	1985	265.0
8. Roger Clemens	1997	264.0
Pat Hentgen	1997	264.0
10. Doyle Alexander	1984	261.2

BASE ON BALLS

1. Jim Clancy	1980	128
2. Juan Guzman	1993	110
3. Al Leiter	1995	108
4. Ricky Romero	2012	105
5. Erik Hanson	1996	102
6. Miguel Batista	2005	96
Dave Stieb	1985	96
8. Tom Underwood	1979	95
9. Pat Hentgen	1996	94
10. Dave Stieb	1983	93

STRIKEOUTS

1. Roger Clemens	1997	292
2. Roger Clemens	1998	271
3. Robbie Ray	2021	248
4. A.J. Burnett	2008	231
5. Roy Halladay	2009	208
6. Roy Halladay	2008	206
7. Roy Halladay	2003	204
8. Brandon Morrow	2011	203
9. Dave Stieb	1984	198
10. Juan Guzman	1993	194

WINS BY RELIEVER

1. Mark Eichorn	1986	14
2. Jeff Musselman	1987	12
3. Paul Quantrill	2001	11
Dennis Lamp	1985	11
5. Mark Eichorn	1987	10
Mike Timlin	1991	10
7. Tom Henke	1986	9
Duane Ward	1988	9
Billy Koch	2000	9
10. 5 Players		8



BATTING DEPARTMENTS

GAMES

1. Tony Fernandez	1450
2. Carlos Delgado	1423
3. Vernon Wells	1393
4. Lloyd Moseby	1392
5. Jose Bautista	1235
6. Ernie Whitt	1218
7. George Bell	1181
8. Rance Mulliniks	1115
Willie Upshaw	1115
10. Joe Carter	1039

AT-BATS

1. Vernon Wells	5470
2. Tony Fernandez	5335
3. Lloyd Moseby	5124
4. Carlos Delgado	5008
5. George Bell	4528
6. Jose Bautista	4364
7. Joe Carter	4093
8. Willie Upshaw	3710
9. Edwin Encarnacion	3645
10. Shannon Stewart	3625

RUNS

1. Carlos Delgado	889
2. Jose Bautista	790
4. Vernon Wells	789
4. Lloyd Moseby	768
5. Tony Fernandez	704
6. George Bell	641
7. Shannon Stewart	595
8. Edwin Encarnacion	593
9. Joe Carter	578
10. Willie Upshaw	538

HITS

1. Tony Fernandez	1583
2. Vernon Wells	1529
3. Carlos Delgado	1413
4. Lloyd Moseby	1319
5. George Bell	1294
6. Jose Bautista	1103
7. Shannon Stewart	1082
8. Joe Carter	1051
9. Damaso Garcia	1028
10. Willie Upshaw	982

DOUBLES

1. Carlos Delgado	343
2. Vernon Wells	339
3. Tony Fernandez	291
4. Lloyd Moseby	242
5. George Bell	237
6. Shannon Stewart	222
7. Jose Bautista	219
8. Joe Carter	218
9. John Olerud	213
10. Rance Mulliniks	204

TRIPLES

1. Tony Fernandez	72
2. Lloyd Moseby	60
3. Alfredo Griffin	50
4. Willie Upshaw	42
5. Roberto Alomar	36
Alex Rios	36
7. Devon White	34
Shannon Stewart	34
9. George Bell	32
10. Vernon Wells	30

HOME RUNS

1. Carlos Delgado	336
2. Jose Bautista	288
3. Edwin Encarnacion	239
4. Vernon Wells	223
5. Joe Carter	203
6. George Bell	202
7. Jesse Barfield	179
8. Lloyd Moseby	149
9. Adam Lind	146
10. Ernie Whitt	131

EXTRA BASE HITS

1. Carlos Delgado	690
2. Vernon Wells	592
3. Jose Bautista	519
4. George Bell	471
5. Lloyd Moseby	451
6. Joe Carter	449
7. Edwin Encarnacion	445
8. Tony Fernandez	423
9. Jesse Barfield	368
10. Adam Lind	354

RUNS BATTED IN

1. Carlos Delgado	1058
2. Vernon Wells	813
3. Jose Bautista	766
4. George Bell	740
5. Joe Carter	736
6. Edwin Encarnacion	679
7. Lloyd Moseby	651
8. Tony Fernandez	613
9. Jesse Barfield	527
10. Adam Lind	519

SACRIFICE HITS

1. Alfredo Griffin	74
2. Alex Gonzalez	64
3. Roberto Alomar	39
4. Lloyd Moseby	38
5. Tony Fernandez	34
John McDonald	34
7. Al Woods	31
8. Manuel Lee	28
9. Damaso Garcia	27
Willie Upshaw	27

SACRIFICE FLIES

1. Joe Carter	65
2. Carlos Delgado	61
3. George Bell	59
4. Vernon Wells	56
5. Jose Bautista	44
Tony Fernandez	44
7. Edwin Encarnacion	41
8. Lloyd Moseby	40
9. Ernie Whitt	36
10. Kelly Gruber	35
John Olerud	35

STOLEN BASES

1. Lloyd Moseby	255
2. Roberto Alomar	206
3. Damaso Garcia	194
4. Tony Fernandez	172
5. Shannon Stewart	166
6. Devon White	126
7. Rajai Davis	125
8. Alex Rios	112
9. Otis Nixon	101
10. Dave Collins	91

WALKS

1. Carlos Delgado	827
2. Jose Bautista	803
3. Lloyd Moseby	547
4. John Olerud	514
5. Edwin Encarnacion	477
6. Tony Fernandez	439
7. Rance Mulliniks	416
8. Vernon Wells	406
8. Ernie Whitt	403
10. Willie Upshaw	390

INTENTIONAL WALKS

1. Carlos Delgado	128
2. John Olerud	87
3. Jose Bautista	49
4. Willie Upshaw	46
5. Ernie Whitt	42
6. Lloyd Moseby	41
7. Joe Carter	39
8. George Bell	37
9. Edwin Encarnacion	36
10. Tony Fernandez	32

HIT BY PITCH

1. Carlos Delgado	122
2. Reed Johnson	80
3. Ed Sprague	68
4. Shannon Stewart	57
5. Jose Bautista	52
6. Lloyd Moseby	50
7. Joe Carter	49
8. Tony Fernandez	48
9. Edwin Encarnacion	39
10. George Bell	35
Kelly Gruber	35

TOTAL BASES

1. Carlos Delgado	2786
2. Vernon Wells	2597
3. Jose Bautista	2210
4. George Bell	2201
5. Tony Fernandez	2198
6. Lloyd Moseby	2128
7. Joe Carter	1934
8. Edwin Encarnacion	1904
9. Jesse Barfield	1672
10. Shannon Stewart	1594

BATTING AVERAGE
(Min. 3000 PA)

1. Roberto Alomar	.307
2. Shannon Stewart	.298
3. Tony Fernandez	.297
4. John Olerud	.293
5. Damaso Garcia	.288
6. George Bell	.286
7. Alex Rios	.285
8. Carlos Delgado	.282
9. Rance Mulliniks	.280
10. Vernon Wells	.280

ON-BASE PERCENTAGE
(Min. 3000 PA)

1. John Olerud	.395
2. Carlos Delgado	.392
3. Roberto Alomar	.382
4. Jose Bautista	.372
5. Rance Mulliniks	.365
6. Shannon Stewart	.365
7. Edwin Encarnacion	.355
8. Tony Fernandez	.353
9. Willie Upshaw	.336
10. Alex Rios	.335

SLUGGING PERCENTAGE
(Min. 3000 PA)

1. Carlos Delgado	.556
2. Edwin Encarnacion	.522
3. Jose Bautista	.506
4. George Bell	.486
5. Jesse Barfield	.483
6. Vernon Wells	.475
7. Joe Carter	.473
8. John Olerud	.471
9. Adam Lind	.466
10. Roberto Alomar	.451

OPS
(Min. 3000 PA)

1. Carlos Delgado	.949
2. Jose Bautista	.878
3. Edwin Encarnacion	.878
4. John Olerud	.866
5. Roberto Alomar	.833
6. Jesse Barfield	.817
7. George Bell	.811
8. Shannon Stewart	.805
9. Vernon Wells	.804
10. Adam Lind	.794



PITCHING DEPARTMENTS

ERA (Min. 1000IP)		WINS		LOSSES		GAMES		GAMES STARTED	
1. Dave Stieb	3.42	1. Dave Stieb	175	1. Jim Clancy	140	1. Jason Frasor	505	1. Dave Stieb	408
2. Jimmy Key	3.42	2. Roy Halladay	148	2. Dave Stieb	134	2. Duane Ward	452	2. Jim Clancy	345
3. Roy Halladay	3.43	3. Jim Clancy	128	3. Pat Hentgen	85	3. Tom Henke	446	3. Roy Halladay	287
4. David Wells	4.06	4. Jimmy Key	116	4. Jimmy Key	81	4. Dave Stieb	439	4. Jimmy Key	250
5. Juan Guzman	4.07	5. Pat Hentgen	107	5. Roy Halladay	76	5. Casey Janssen	389	5. Pat Hentgen	238
6. Jim Clancy	4.10	6. David Wells	84	6. Todd Stottlemyre	70	6. Paul Quantrill	386	6. Juan Guzman	195
7. Pat Hentgen	4.28	7. Juan Guzman	76	7. Juan Guzman	62	7. Aaron Loup	369	7. Todd Stottlemyre	175
8. Todd Stottlemyre	4.39	8. Todd Stottlemyre	69	8. Luis Leal	58	8. Jim Clancy	352	8. Luis Leal	151
		9. J.A. Happ	59	9. Jesse Jefferson	56	9. Scott Downs	347	9. David Wells	138
		10. Kelvim Escobar	58	10. Kelvim Escobar	55	10. Brett Cecil	330	10. Chris Carpenter	135
				David Wells	55				

COMPLETE GAMES		SHUTOUTS		SAVES		INNINGS PITCHED		BASE ON BALLS	
1. Dave Stieb	103	1. Dave Stieb	30	1. Tom Henke	217	1. Dave Stieb	2873.0	1. Dave Stieb	1020
2. Jim Clancy	73	2. Roy Halladay	15	2. Duane Ward	121	2. Jim Clancy	2204.2	2. Jim Clancy	814
3. Roy Halladay	49	3. Jim Clancy	11	3. Roberto Osuna	104	3. Roy Halladay	2046.2	3. Pat Hentgen	599
4. Pat Hentgen	31	4. Jimmy Key	10	4. Billy Koch	100	4. Jimmy Key	1695.2	4. Juan Guzman	546
5. Jimmy Key	28	5. Pat Hentgen	9	5. Casey Janssen	90	5. Pat Hentgen	1636.0	5. Roy Halladay	455
6. Luis Leal	27	6. Roger Clemens	6	6. B.J. Ryan	75	6. Juan Guzman	1215.2	6. Todd Stottlemyre	414
7. Doyle Alexander	25	7. Chris Carpenter	5	7. Kelvim Escobar	58	7. David Wells	1148.2	7. Jimmy Key	404
8. Dave Lemanczyk	25	8. Jesse Jefferson	4	8. Mike Timlin	52	8. T. Stottlemyre	1139.0	8. Kelvim Escobar	394
9. Jesse Jefferson	21	Todd Stottlemyre	4	9. Ken Giles	38	9. Luis Leal	946.0	9. Ricky Romero	354
10. Tom Underwood	19	Brandon Morrow	4	10. Kevin Gregg	37	10. Chris Carpenter	870.2	10. Chris Carpenter	331

STRIKEOUTS		W-L% (Min. 100 DEC.)	
1. Dave Stieb	1658	1. Roy Halladay	.661
2. Roy Halladay	1495	2. David Wells	.604
3. Jim Clancy	1237	3. J.A. Happ	.590
4. Juan Guzman	1030	4. Jimmy Key	.589
5. Pat Hentgen	1028	5. Dave Stieb	.566
6. Jimmy Key	944	6. Pat Hentgen	.557
7. David Wells	784	7. Juan Guzman	.551
8. Kelvim Escobar	744	8. Kelvim Escobar	.513
9. J.A. Happ	691	9. Todd Stottlemyre	.496
10. Duane Ward	671	10. R.A. Dickey	.485

PERFECT STARTS TO A SEASON

Following is a list of Blue Jays starters to begin a season perfectly (min. 5-0)

YEAR	PITCHER	RECORD
1997	Roger Clemens	11-0
1985	Tom Filer	7-0
1984	Luis Leal	6-0
1992	Juan Guzman	6-0
1977	Jerry Garvin	5-0
1993	Juan Guzman	5-0
2016	J.A. Happ	5-0



CONSECUTIVE WINS IN CONSECUTIVE GAME STARTS**(MINIMUM 6 WINS)**

Roy Halladay	11	May 1-June 22, 2003
Roger Clemens	8	April 30-June 6, 1997
Doyle Alexander	7	Aug. 27-Oct. 1, 1983
Pat Hentgen	6	July 6-Aug. 6, 1996
David Wells	6	April 19-May 14, 2000
A.J. Burnett	6	July 3-Aug. 19, 2008
J.A. Happ	6	June 11-July 8, 2016

CONSECUTIVE WINNING STREAKS BY PITCHERS**(MINIMUM 10 WINS)**

WINS	PITCHER	DATES
15	Roger Clemens	June 3- Sept. 21, 1998
15	Roy Halladay	May 1- July 27, 2003
11	Dennis Lamp	April 26- Sept. 23, 1985
11	Roger Clemens	April 2- June 6, 1997
11	J.A. Happ	June 11-Aug. 17, 2016
10	Aaron Sanchez	April 29-July 25, 2016
10	Juan Guzman	June 22- Oct. 1, 1991



MISCELLANEOUS STATISTICS

PITCHING

15-GAME WINNERS

YEAR	PITCHER	W	L	YEAR	PITCHER	W	L	YEAR	PITCHER	W	L	YEAR	PITCHER	W	L
1982	Dave Stieb	17	14	1989	Dave Stieb	17	8	1998	Roger Clemens	20	6	2009	Roy Halladay	17	10
	Jim Clancy	16	14	1990	Dave Stieb	18	6	1999	David Wells	17	10	2010	Brett Cecil	15	7
1983	Dave Stieb	17	12	1991	Jimmy Key	16	12	2000	David Wells	20	8	2011	Ricky Romero	15	11
	Jim Clancy	15	11		Todd Stottlemyre	15	8	2002	Roy Halladay	19	7	2015	Mark Buehrle	15	8
1984	Doyle Alexander	17	6		David Wells	15	10	2003	Roy Halladay	22	7	2016	J.A. Hagg	20	4
	Dave Stieb	16	8	1992	Juan Guzman	16	5	2006	Roy Halladay	16	5		Aaron Sanchez	15	2
1985	Doyle Alexander	17	10		Jack Morris	21	6		Ted Lilly	15	13				
1987	Jimmy Key	17	8	1993	Pat Hentgen	19	9	2007	Roy Halladay	16	7				
	Jim Clancy	15	11	1996	Pat Hentgen	20	10	2008	Roy Halladay	20	11				
1988	Dave Stieb	16	8	1997	Roger Clemens	21	7		A.J. Burnett	18	10				
					Pat Hentgen	15	10								

PITCHERS WITH OVER 9 INNINGS IN ONE GAME

PITCHER	DATE	OPPONENT	INNINGS	W-L	SCORE
Jerry Garvin	May 25/77	OAK	9.2	L	L5-6 (10)
Dave Lemanczyk	July 13/77	at CWS (2nd)	11.0	W	W5-3 (11)
Dave Lemanczyk	July 17/77	at DET (2nd)	10.1	L	L6-7 (11)
Dave Lemanczyk	Oct. 2/77	CLE (1st)	11.0	W	W2-1 (11)
Jesse Jefferson	May 23/78	BOS	12.0	W	W2-1 (12)
Tom Underwood	Sept. 3/79	at BAL (1st)	10.0	ND	L1-2 (11)
Jesse Jefferson	May 16/80	OAK	11.0	W	W1-0 (11)
Dave Stieb	May 17/80	OAK	12.0	ND	L2-4 (14)
Dave Stieb	Aug. 9/80	KC	10.0	ND	W4-3 (14)
Jim Clancy	June 19/82	at OAK	10.0	W	W2-1 (12)
Jim Gott	July 31/82	at DET	10.0	W	W1-0 (10)
Dave Stieb	Sept. 16/82	CAL	11.0	ND	W2-1 (12)
Jim Clancy	Sept. 22/82	at MIN	10.0	W	W3-2 (10)
Dave Stieb	May 11/83	at CWS	10.0	W	W3-1 (10)
Dave Stieb	May 16/83	at MIL	10.0	W	W2-1 (11)
Jim Gott	Aug. 26/83	at DET	9.2	L	L3-4 (10)
Dave Stieb	Sept. 4/83	DET	10.0	W	W6-3 (10)
Jim Clancy	Sept. 24/83	at OAK	9.1	L	L1-2 (10)
Dave Stieb	May 4/84	KC	10.0	W	W4-3 (10)
Jimmy Key	June 6/85	DET	10.0	ND	W2-0 (12)
Jimmy Key	June 17/86	at MIL	10.0	ND	W2-1 (12)
Jimmy Key	July 27/86	at OAK	10.0	ND	L0-1 (15)
Mike Flanagan	Oct. 3/87	at DET	11.0	ND	L2-3 (12)
John Cerutti	April 30/89	at CAL	10.0	ND	L0-1 (11)
Tom Candiotti	July 16/91	at KC	9.1	L	L1-2 (10)
Roy Halladay	Sept. 6/03	DET	10.0	W	W1-0 (10)
Roy Halladay	April 13/07	DET	10.0	W	W2-1 (10)

BLUE JAYS—10 WINS

AT HOME

PITCHER	HOME WINS	YEAR
Doyle Alexander	12	1984
Dave Stieb	12	1988
Roger Clemens	12	1998
Roy Halladay	11	2007
Dave Stieb	11	1983
Doyle Alexander	11	1985
Jack Morris	11	1992
Drew Hutchison	11	2015
JA Hagg	11	2016
Jimmy Key	10	1985
Jimmy Key	10	1987
Jeff Musselman	10	1987
Roger Clemens	10	1997
Roy Halladay	10	2002
Roy Halladay	10	2003
Roy Halladay	10	2008
Roy Halladay	10	2008
A.J. Burnett	10	2008
Roy Halladay	10	2009

ON ROAD

PITCHER	ROAD WINS	YEAR
Pat Hentgen	12	1993
Roy Halladay	12	2003
Pat Hentgen	11	1996
Pat Hentgen	11	1996
Roger Clemens	11	1997
David Wells	11	2000
Dave Stieb	10	1989
Roy Halladay	10	2008
Roy Halladay	10	2008
Jack Morris	10	1992

BIographies

LAST SEASON

HISTORY

RECORDS

OPPONENTS

PLAYER DEV.

MEDIA & MISC.



BLUE JAYS WITH 10-OR-MORE STRIKEOUTS IN A GAME

18 STRIKEOUTS	LAST	AGAINST	10 STRIKEOUTS	LAST	AGAINST
Roger Clemens	08/25/98	KC	Roger Clemens x9	07/17/98	NY Yankees
17 STRIKEOUTS			Juan Guzman x6	07/30/95	@OAK
Brandon Morrow	08/08/10	TB	A.J. Burnett x6	07/28/08	TB
16 STRIKEOUTS			Pat Hentgen x5	05/04/97	MIN
Roger Clemens	07/12/97	@BOS	Roy Halladay x5	07/24/09	TB
15 STRIKEOUTS			Robbie Ray x5	09/05/21	OAK
Roger Clemens x2	09/21/98	BAL	Dave Stieb x4	08/31/84	MIN
14 STRIKEOUTS			Kelvin Escobar x4	09/24/03	TB
Roger Clemens x3	08/02/98	@MIN	Jim Clancy x3	09/09/87	@MIL
Pat Hentgen	05/03/94	KC	Ted Lilly x3	04/13/06	@BOS
Roy Halladay	06/02/09	LAA	Brandon Morrow x3	05/09/12	@OAK
Robbie Ray	08/25/21	CWS	J.A. Happ x3	05/16/18	@NY Yankees
13 STRIKEOUTS			Alek Manoah x3	10/02/21	BAL
A.J. Burnett x2	08/19/08	NY Yankees	Jimmy Key x2	04/24/89	@OAK
Robbie Ray x2	09/15/21	TB	Shaun Marcum x2	07/30/10	CLE
Roger Clemens	08/12/97	MIN	Drew Hutchison x2	09/10/14	CHC
Ted Lilly	08/23/04	BOS	R.A. Dickey x2	07/28/14	@BOS
Marcus Stroman	08/01/16	@HOU	Francisco Liriano x2	04/13/17	BAL
12 STRIKEOUTS			Marco Estrada x2	05/21/17	@BAL
Ricky Romero x3	06/15/11	BAL	Sean Reid-Foley x2	09/15/18	@NY Yankees
Brandon Morrow x2	08/17/11	@SEA	Aaron Sanchez x2	07/28/19	TB
Roger Clemens x2	06/16/97	ATL	Jerry Garvin	04/13/77	DET
Pete Vuckovich	06/26/77	@BAL	Jesse Jefferson	05/16/80	OAK
Jim Clancy	04/19/88	KC	Luis Leal	08/24/84	@MIN
Dave Stieb	08/22/88	CWS	Todd Stottlemyre	09/21/93	BOS
Tom Candiotti	09/09/91	DET	Dave Stewart	04/25/94	@KC
Chris Carpenter	09/04/01	NY Yankees	David Cone	07/08/95	@OAK
Ted Lilly	06/10/06	DET	Al Leiter	09/17/95	@MIL
A.J. Burnett	06/01/07	CWS	Chris Carpenter	07/16/98	CWS
Dustin McGowan	09/07/07	@TB	David Wells	04/19/00	ANA
J.A. Happ	08/07/14	BAL	Cory Lidle	09/26/03	CLE
Aaron Sanchez	06/07/16	@DET	David Purcey	04/12/09	@CLE
Marcus Estrada	05/21/17	@BAL	Scott Richmond	08/22/09	LAA
11 STRIKEOUTS			Brett Cecil	05/03/10	@CLE
Roger Clemens x6	09/26/98	DET	Ricky Romero	04/24/11	TB
Juan Guzman x4	05/10/98	@SEA	Josh Johnson	06/17/13	COL
A.J. Burnett x4	09/24/08	NY Yankees	Todd Redmond	07/28/13	HOU
Brandon Morrow x2	10/03/12	MIN	Mark Buehrle	09/24/14	SEA
Jim Clancy x2	07/12/87	KC	Marcus Stroman	04/28/17	TB
Dave Stieb x2	08/04/89	NY Yankees	J.A. Happ	08/02/17	@CWS
David Wells x2	07/26/00	CLE	Joe Biagini	09/01/17	@BAL
J.A. Happ x2	07/30/16	BAL	Trent Thornton	05/24/19	SD
Robbie Ray x2	08/20/21	DET	Steven Matz	05/25/21	@NY Yankees
Doyle Alexander	07/23/85	SEA	José Berrios	09/24/21	@MIN
Jose Nunez	07/09/87	KC			
Al Leiter	07/23/94	TEX			
David Cone	06/28/95	@BOS			
Kelvin Escobar	08/22/98	@ANA			
Esteban Loaiza	09/08/00	DET			
Chris Carpenter	04/05/01	@TB			
Roy Halladay	09/19/01	BAL			
Dave Bush	10/01/04	NY Yankees			
Scott Downs	09/02/05	TB			
David Purcey	08/27/08	@TB			
Scott Richmond	06/17/09	@PHI			
R.A. Dickey	09/22/13	@BOS			
Mark Buehrle	04/02/14	@TB			
Drew Hutchison	09/16/14	BAL			
David Price	08/03/15	MIN			
Aaron Sanchez	05/12/19	CWS			
Alek Manoah	08/11/21	@LAA			
José Berrios	08/29/21	@DET			

BIOGRAPHIES

LAST SEASON

HISTORY

RECORDS

OPPONENTS

PLAYER DEV.

MEDIA & MISC.



LOW HIT GAMES BY BLUE JAYS (INDIVIDUAL/COMBINED)

NO-HITTER (1)

Sept. 2/90 – Dave Stieb, Toronto-3 at Cleveland-0

ONE-HIT GAMES (27)

- April 24/79 – Dave Lemanczyk (9.0 IP), Toronto-2 at Texas-0, Putnam single in the 3rd inn
Aug. 27/79 – Phil Huffman (9.0 IP), Oakland-0 at Toronto-7, Essian single in the 6th inn
May 30/82 – Jim Gott (6.0 IP), Roy Lee Jackson (3.0 IP) Toronto-6 at Baltimore-0, Dempsey single in the 5th inn
Sept. 28/82 – Jim Clancy (9.0 IP), Minnesota-0 at Toronto-3, Bush bloop single in 9th inn to break up perfect game
May 14/83 – Luis Leal (5.0 IP), Roy Lee Jackson (4.0 IP) Toronto-8 at Cleveland-1, Bando single in the 8th inn
May 22/86 – Jimmy Key (9.0 IP), Toronto-5 at Chicago (AL)-0, Guillen single in the 5th inn
May 31/88 – Dave Stieb (9.0 IP), Milwaukee-0 at Toronto-9, Surhoff single in the 4th inn
Sept. 24/88 – Dave Stieb (9.0 IP), Toronto-1 at Cleveland-0, Franco single in the 9th inn with two out
Sept. 30/88 – Dave Stieb (9.0 IP), Baltimore-0 at Toronto-4, Traber single in the 9th inn with two out
April 10/89 – Dave Stieb (9.0 IP), Toronto-8 at New York (AL)-0, Quirk single in 5th inn
Aug. 26/89 – Dave Stieb (9.0 IP), Milwaukee-0 at Toronto-7, Yount single in 6th inn
Aug. 26/92 – Todd Stottlemyre (9.0 IP), Toronto-9 at Chicago (AL)-0, Pasqua double with one out in the 8th inn
Aug. 2/95 – Paul Menhart (8.0 IP), Toronto-0 at Baltimore-1, Baines home run in the 2nd inn
May 2/98 – Roger Clemens (7.0 IP), Paul Quantrill (2.0 IP), Toronto-7 at Oakland-0, Grieve single in the 7th inn
Sept. 27/98 – Roy Halladay (9.0 IP), Detroit-1 at Toronto-2, Higginson homerun with two out in the 9th inn
May 21/00 – Frank Castillo (7.0 IP), Pedro Borbon (1.0 IP), Billy Koch (1.0 IP), Toronto-1 vs. Chicago (AL)-2, Johnson single in the 3rd inn
June 24/07 – Dustin McGowan (9.0 IP), Colorado-0 at Toronto-5, Baker leadoff single in the 9th inn
Sept. 4/09 – Roy Halladay (9.0 IP), New York (AL)-0 at Toronto-6, Pena doubled in the 6th inn with one out
April 13/10 – Ricky Romero (8.0 IP), Kevin Gregg (1.0 IP), Chicago (AL)-2 at Toronto-4, Rios home run with one out in the 8th inn
Aug. 8/10 – Brandon Morrow (9.0 IP), Tampa Bay-0 at Toronto-1, Longoria single with two outs in the 9th inn
Aug. 16/10 – Shaun Marcum (9.0 IP), Toronto-3 at Oakland-1, Jackson home run with none out in the 7th inn
April 2/11 – Kyle Drabek (7.0 IP), Shawn Camp (1.0 IP), Marc Rzepczynski (1.0 IP), Minnesota-1 at Toronto-6, Span singled in the 6th inning
Aug. 21/11 – Luis Perez (6.0 IP), Casey Janssen (3.0 IP), Toronto-1 at Oakland-0, Weeks singled in the 6th inning
July 24/14 – Marcus Stroman (7.0 IP), Todd Redmond (1.0 IP), Rob Rasmussen (1.0), Boston-0 at Toronto-8, Victorino singled in the 7th inning
Aug. 6/14 – Drew Hutchison (8.2 IP), Casey Janssen (0.1 IP), Baltimore-1 at Toronto-5, Davis homered in the 2nd inning
Aug. 30/14 – Drew Hutchison (7.0 IP), Aaron Sanchez (2.0 IP), New York (AL)-0 at Toronto-2, Teixeira doubled in the 4th inning
July 24/16 – J.A. Happ (6.0 IP), Brett Cecil (1.0 IP), Jason Grilli (1.0 IP), Roberto Osuna (1.0 IP), Mariners-0 at Toronto-2, Martin singled in the 3rd inning

WINNING THE GAME AFTER GETTING OUTHIT BY 9 OR MORE

The Blue Jays have won two games in Club history when being outhit by at least nine:

Oct. 2, 1977 vs. CLE (outhit by 9, won 11-2)

Sept. 24, 2010 vs. BAL (outhit by 11, won 16-5)



BATTING

.300 HITTERS (502 OR MORE PA)

YEAR	PLAYER	AVG	YEAR	PLAYER	AVG	YEAR	PLAYER	AVG	YEAR	PLAYER	AVG
1977	Bob Bailor	.310	1990	Fred McGriff	.300	1999	Tony Fernandez	.328	2006	Reed Johnson	.319
1980	Al Woods	.300	1992	Roberto Alomar	.310		Shawn Green	.309		Lyle Overbay	.312
1982	Damaso Garcia	.310	1993	John Olerud	.363		Shannon Stewart	.304		Vernon Wells	.303
1983	Damaso Garcia	.307		Paul Molitor	.332	2000	Carlos Delgado	.344	2009	Adam Lind	.305
	Lloyd Moseby	.315		Roberto Alomar	.326		Shannon Stewart	.319	2011	Jose Bautista	.302
	Willie Upshaw	.306	1994	Paul Molitor	.341	2001	Shannon Stewart	.316	2014	Melky Cabrera	.301
1986	George Bell	.309		Roberto Alomar	.306	2002	Shannon Stewart	.303	2021	Vladimir Guerrero Jr.	.311
1987	Tony Fernandez	.322	1995	Roberto Alomar	.300	2003	Carlos Delgado	.302			
	George Bell	.308	1998	Tony Fernandez	.321		Vernon Wells	.317			

100 RBI

YEAR	PLAYER	RBI	YEAR	PLAYER	RBI	YEAR	PLAYER	RBI	YEAR	PLAYER	RBI
1983	Willie Upshaw	104	1994	Joe Carter	103	2001	Carlos Delgado	102	2012	Edwin Encarnacion	110
1986	Jesse Barfield	108	1996	Joe Carter	107	2002	Carlos Delgado	108	2013	Edwin Encarnacion	104
	George Bell	108		Ed Sprague	101		Vernon Wells	100	2014	Jose Bautista	103
1987	George Bell	134	1997	Joe Carter	102	2003	Carlos Delgado	145	2015	Josh Donaldson	123
1989	George Bell	104	1998	Carlos Delgado	115		Vernon Wells	117		Jose Bautista	114
1990	Kelly Gruber	118		Jose Canseco	107	2006	Vernon Wells	106		Edwin Encarnacion	111
1991	Joe Carter	108		Shawn Green	100		Troy Glaus	104	2016	Edwin Encarnacion	127
1992	Joe Carter	119	1999	Carlos Delgado	134	2009	Adam Lind	114	2021	Teoscar Hernández	116
	Dave Winfield	108		Shawn Green	123		Aaron Hill	108		Vladimir Guerrero Jr.	111
1993	Joe Carter	121	2000	Carlos Delgado	137	2010	Jose Bautista	124		Bo Bichette	102
	Paul Molitor	111		Tony Batista	114	2011	Jose Bautista	103		Marcus Semien	102
	John Olerud	107		Brad Fullmer	104						

30 HOME RUNS

YEAR	PLAYER	HR's	YEAR	PLAYER	HR's	YEAR	PLAYER	HR's	YEAR	PLAYER	HR's
1980	John Mayberry	30	1997	Carlos Delgado	30	2003	Carlos Delgado	42	2014	Jose Bautista	35
1986	Jesse Barfield	40	1998	Jose Canseco	46		Vernon Wells	33		Edwin Encarnacion	34
	George Bell	31		Carlos Delgado	38	2004	Carlos Delgado	32	2015	Josh Donaldson	41
1987	George Bell	47		Shawn Green	35	2006	Troy Glaus	38		Jose Bautista	40
1988	Fred McGriff	34	1999	Carlos Delgado	44		Vernon Wells	32		Edwin Encarnacion	39
1989	Fred McGriff	36		Shawn Green	42	2009	Aaron Hill	36	2016	Edwin Encarnacion	42
1990	Kelly Gruber	31	2000	Tony Batista	41		Adam Lind	35		Josh Donaldson	37
	Fred McGriff	35		Carlos Delgado	41	2010	Jose Bautista	54	2017	Justin Smoak	38
1991	Joe Carter	33		Brad Fullmer	32		Vernon Wells	31		Josh Donaldson	33
1992	Joe Carter	34		Jose Cruz Jr.	31	2011	Jose Bautista	43	2019	Randal Grichuk	31
1993	Joe Carter	33	2001	Carlos Delgado	39	2012	Edwin Encarnacion	42	2021	Vladimir Guerrero Jr.	48
1996	Ed Sprague	36		Jose Cruz Jr.	34	2013	Edwin Encarnacion	36		Marcus Semien	45
	Joe Carter	30	2002	Carlos Delgado	33					Teoscar Hernández	32

30 STOLEN BASES

YEAR	PLAYER	SB	YEAR	PLAYER	SB	YEAR	PLAYER	SB	YEAR	PLAYER	SB
1982	Damaso Garcia	54	1988	Lloyd Moseby	31	1998	Shannon Stewart	51	2014	José Reyes	30
1983	Dave Collins	31	1991	Roberto Alomar	53		Shawn Green	35			
	Damaso Garcia	31		Devon White	33	1999	Shannon Stewart	37			
1984	Dave Collins	60	1992	Roberto Alomar	49		Homer Bush	32			
	Damaso Garcia	46		Devon White	37	2001	Jose Cruz Jr.	32			
	Lloyd Moseby	39	1993	Roberto Alomar	55		Raul Mondesi	30			
1985	Lloyd Moseby	37		Devon White	34	2008	Alex Rios	32			
1986	Lloyd Moseby	32	1995	Roberto Alomar	30	2011	Rajai Davis	34			
1987	Lloyd Moseby	39	1996	Otis Nixon	54	2012	Rajai Davis	46			
	Tony Fernandez	32	1997	Otis Nixon	47	2013	Rajai Davis	45			



SEASON RECORDS – INDIVIDUAL

* – League Leader

BATTING

Highest Average (502 PA).....	*.363.....	John Olerud-'93
Most Games.....	*163.....	Tony Fernandez-'86
Most At-Bats.....	687.....	Tony Fernandez-'86
Most Runs.....	134.....	Shawn Green-'99
Most Hits.....	*215.....	Vernon Wells-'03
Most Total Bases.....	*378.....	Carlos Delgado-'00
Highest SLG %.....	.664.....	Carlos Delgado-'00
Highest OBP %.....	.473.....	John Olerud-'93
Most Extra Base Hits.....	*99.....	Carlos Delgado-'00
Most Doubles.....	*57.....	Carlos Delgado-'00
Most Triples.....	17.....	Tony Fernandez-'90
Most Home Runs.....	*54.....	Jose Bautista-'10
Most Home Runs-Home.....	*33.....	Jose Bautista-'10
Most Home Runs-Road.....	28.....	George Bell-'87
Most Grand Slam Home Runs.....	*4.....	Lourdes Gurriel Jr.-'21
Most Runs Batted In.....	*145.....	Carlos Delgado-'03
Most Base On Balls.....	132.....	Jose Bautista-'11
Most Intentional Base on Balls.....	33.....	John Olerud-'93
Most Times Striking Out.....	170.....	Jose Bautista-'17
Most Sacrifice Bunts.....	19.....	Luis Gomez-'78
Most Sacrifice Flies.....	14.....	George Bell-'89
Most Times Hit by Pitch.....	22.....	Shea Hillenbrand-'05

PITCHING

Most Wins.....	*22.....	Roy Halladay-'03
Most Home Wins.....	12.....	Doyle Alexander-'84; Dave Stieb-'88; Roger Clemens-'98
Most Road Wins.....	12.....	Pat Hentgen-'93; *Roy Halladay-'03
Most Losses.....	18.....	Phil Huffman-'79; Jerry Garvin-'77; Jimmy Key-'86
Most Home Losses.....	10.....	Jesse Jefferson-'77; Dave Stieb-'80
Most Road Losses.....	12.....	Luis Leal-'82
Most Decisions.....	31.....	Dave Stieb-'82; Roy Halladay-'08
Highest Winning Pct (15 decisions).....	.882.....	Aaron Sanchez (15-2)-'16
Lowest ERA (162 IP).....	*2.05.....	Roger Clemens-'97
Most Appearances.....	89.....	Mark Eichhorn-'87
Most Games Started.....	40.....	Jim Clancy-'82
Most Complete Games.....	19.....	Dave Stieb-'82
Most Shutouts.....	5.....	Dave Stieb-'82
Most Innings Pitched.....	288.1.....	Dave Stieb-'82
Most Hits Allowed.....	278.....	Dave Lemanczyk-'77
Most Earned Runs Allowed.....	129.....	Erik Hanson-'96
Most Home Runs Allowed.....	36.....	Woody Williams-'98
Most Bases on Balls.....	128.....	Jim Clancy-'80
Most Strikeouts.....	*292.....	Roger Clemens-'97
Most Hit Batsmen.....	16.....	Chris Carpenter-'01
Most Balks.....	6.....	Mark Eichhorn-'88
Most Wild Pitches.....	*26.....	Juan Guzman-'93
Most Relief Wins.....	14.....	Mark Eichhorn-'86
Most Relief Losses.....	10.....	Tom Buskey-'79; Duane Ward-'89
Most Saves.....	*45.....	Duane Ward-'93
Most Decisions in Relief.....	20.....	Mark Eichhorn-'86
Innings Pitched In Relief.....	157.0.....	Mark Eichhorn-'86

BIOGRAPHIES

LAST SEASON

HISTORY

RECORDS

OPPONENTS

PLAYER DEV.

MEDIA & MISC.



MISCELLANEOUS

Most Consecutive Wins	15	Roger Clemens	June 3-Sept. 21/98
	15	Roy Halladay	May 1-July 27/03
Most Consecutive Wins (Starter)	15	Roger Clemens	June 3-Sept. 21/98
	15	Roy Halladay	May 1-July 27/03
Most Consecutive Wins (Reliever)	11	Dennis Lamp	April 6-Oct. 6/85
Most Consecutive Losses (Season)	13	Ricky Romero	June 27-Sept. 12/12
Most Consecutive Losses	13	Tom Underwood	Aug. 28/78 – June 10/79
	13	Ricky Romero	June 27-Sept. 12/12
	13	Aaron Sanchez	May 2-July 17/13
Most Consecutive Shutouts	3	Dave Stieb	Sept. 18-24-30/88
	3	Roger Clemens	Aug. 20-30/98
Most Consecutive Complete Games	7	Dave Stieb	June 18-July 21/80
Most Consecutive Scoreless Innings	33.0	Roger Clemens	Aug. 20-Sept. 5/98
Most Consecutive Scoreless IP to begin TOR career ..	22.0	Juan Perez	May 29-July 23/13
Most Consecutive Games, one or more RBI's	8	Willie Upshaw	Sept. 11-20/83
	8	John Olerud	Sept. 3-14/91
	8	Carlos Delgado	April 16-23/00
	8	Carlos Delgado	June 4-12/03
	8	Matt Stairs	Aug. 28-Sept. 3/07
	8	Edwin Encarnacion	Aug. 22-30/15
Most Consecutive Games, Extra-base Hits	11	Jesse Barfield	Aug. 17-27/85
Most Consecutive Hits	8	Rance Mulliniks	Aug. 24-27/84
	8	Paul Molitor	Aug. 26-27/95
	8	Tony Fernandez	May 6-11/99
	8	Adam Lind	June 3-4/09
Most Consecutive Times Reached Base	12	Lyle Overbay	May 22-25/08
Most Consecutive Games, Reached Base Safely	44	Edwin Encarnacion	July 21-Sept. 17/15
Most Consecutive Innings, No Earned Runs	41.0	Roy Halladay	Sept. 1-Sept. 22/03
Most Saves, Consecutive Opportunities	25	Tom Henke	April 9-Aug. 7/91
Most Saves, Consecutive Appearances	12	Casey Janssen	Aug. 25-Sept. 24/13
	12	Roberto Osuna	May 21-June 14/17
Most Home Runs, One Inning	4	vs. Texas (6th inning)	Aug. 17/01
Home Runs in Consecutive AB's	4	Carlos Delgado	Sept. 25/03
Most Consecutive Stolen Bases	23	Joe Carter	1993-1995
Most Runs, One Inning	11	vs. Seattle (A) (9th inning)	July 20/84
	11	vs. Oakland (H) (2nd inning)	April 26/95
	11	vs. Minnesota (H) (6th inning)	July 25/07
	11	vs. Baltimore (A) (7th inning)	Sept. 11/21(1)
Most Hits, One Inning	11	vs. Seattle (A) (9th inning)	July 20/84
	11	vs. Baltimore (A) (7th inning)	Sept. 11/21(1)
Most Consecutive Errorless Games	15	Aug. 19-Sept. 4/08
Most Errors, Game	6	at Texas	May 13/82
Most Double Plays, Game	6	vs. Detroit	Aug. 12/06
	6	at Minnesota	July 25/07
Most Innings, Home	19	vs. Detroit	Aug. 10/14
	19	vs. Cleveland	July 1/16
Most Innings, Road	19	at Boston	Sept. 5/17
Longest Game, Time, Home (9.0 inning)	4:15	vs. New York (AL)	April 11/88
Longest Game, Time, Road (9.0 inning)	4:23	at Boston	Sept. 6/20
Longest Game, Time, Home	6:37	vs. Detroit	Aug. 10/14 (19.0)
Longest Game, Time, Road	6:00	at Boston	Sept. 5/17 (19.0)
Shortest Game, Time, Home	1:33	vs. Minnesota	Sept. 28/82
Shortest Game, Time, Road	1:39	at Detroit	June 16/77
Hitting Streak	28	Shawn Green	June 29-July 31, 1999
Most Consecutive Times Shutout	3	May 13-15/81
Most Consecutive Scoreless Innings	33.0	May 12-16/81
Most Consecutive Complete Games	4	Sept. 20, 21, 23, 24/83
Most Consecutive Shutout Games	3	May 21, 22, 23/83
Most Consecutive Shutout Innings-Pitchers	28	June 4, 5, 6, 7/85
Most Consecutive Games Played	432	Carlos Delgado	April 3/00-Aug. 4/02
Most Years, Pitcher	15	Dave Stieb	1979-92, 1998
Most Years, Non-Pitcher	12	Ernie Whitt	1977-78, 1980-89
	12	Tony Fernandez	1983-90, 1993, 1998-99, 2001
	12	Vernon Wells	1999-2010
Longest Road Trip	15	Games	1978, 1984, 1995



FIELDING SEASON RECORDS

Based on 108 games

PITCHERS

Category	Record	Player, Year
Games, Most.....	89	Mark Eichhorn, 1987
Putouts, Most.....	34	Dave Stieb, 1985; Jim Clancy, 1986
Assists, Most.....	66	Jerry Garvin, 1977
Errors, Most.....	8	Jesse Jefferson, 1977
Total Chances, Most.....	92	Dave Stieb, 1985
Double Plays, Most.....	8	Dave Stieb, 1980
Best Percentage (35 or more chances).....	1.000	Done 23x; last: Marcus Stroman, 2018

CATCHERS

Category	Record	Player, Year
Games, Most.....	138	Pat Borders, 1993
Putouts, Most.....	989	Russell Martin, 2016
Assists, Most.....	88	Pat Borders, 1992
Errors, Most.....	13	Rick Cerone, 1979; Pat Borders, 1993
Passed Balls, Most.....	19	Russell Martin, 2015
Total Chances, Most.....	1048	Russell Martin, 2016
Double Plays, Most.....	12	Pat Borders, 1993
Best Percentage.....	.997	Darrin Fletcher, 1999; Benito Santiago, 1997; Bengie Molina, 2006

FIRST BASEMEN

Category	Record	Player, Year
Games, Most.....	162	Carlos Delgado, 2000
Putouts, Most.....	1518	Carlos Delgado, 2001
Assists, Most.....	155	Lyle Overbay, 2008
Errors, Most.....	21	Willie Upshaw, 1983
Total Chances, Most.....	1630	Carlos Delgado, 2001
Double Plays, Most.....	166	Carlos Delgado, 2001
Best Percentage.....	.999	Justin Smoak, 2018

SECOND BASEMEN

Category	Record	Player, Year
Games, Most.....	160	Roberto Alomar, 1991; Aaron Hill, 2007
Putouts, Most.....	333	Roberto Alomar, 1991
Assists, Most.....	560	Aaron Hill, 2007
Errors, Most.....	16	Damaso Garcia, 1980
Total Chances, Most.....	818	Aaron Hill, 2007
Double Plays, Most.....	129	Aaron Hill, 2009
Best Percentage.....	.994	Roberto Alomar, 1995

THIRD BASEMEN

Category	Record	Player, Year
Games, Most.....	156	Kelly Gruber, 1988
Putouts, Most.....	137	Josh Donaldson, 2015
Assists, Most.....	349	Kelly Gruber, 1988
Errors, Most.....	22	Roy Howell, 1978; Kelly Gruber, 1989; Eric Hinske, 2003
Total Chances, Most.....	477	Kelly Gruber, 1988
Double Plays, Most.....	37	Troy Glaus, 2006
Best Percentage.....	.978	Eric Hinske, 2004

SHORTSTOP

Category	Record	Player, Year
Games, Most.....	163	Tony Fernandez, 1986
Putouts, Most.....	319	Alfredo Griffin, 1982
Assists, Most.....	509	Alex Gonzalez, 2001
Errors, Most.....	37	Alfredo Griffin, 1980
Total Chances, Most.....	824	Alfredo Griffin, 1982
Double Plays, Most.....	126	Alfredo Griffin, 1980
Best Percentage.....	.992	Tony Fernandez, 1989

OUTFIELDERS

Category	Record	Player, Year
Games, Most.....	162	Rick Bosetti, 1979; Jose Cruz, 2000
Putouts, Most.....	473	Lloyd Moseby, 1984
Assists, Most.....	22	Jesse Barfield, 1985
Errors, Most.....	15	George Bell, 1988
Total Chances, Most.....	497	Rick Bosetti, 1979
Double Plays, Most.....	8	Jesse Barfield, 1985 & 1986
Best Percentage.....	1.000	Vernon Wells, 2005 & 2010; Frank Catalanotto, 2005; Randal Grichuk, 2021



GAME RECORDS – INDIVIDUAL

BATTING

Category	Record	Player	Opponent	Date
At-Bats	9	Alfredo Griffin (17 inn.) Jose Reyes (19 inn.)	Boston (A), GM1 Detroit (H)	Oct. 4/80 Aug. 10/14
Runs	5	Carlos Delgado	Seattle (A)	May 3/99
	5	Shannon Stewart	Tampa Bay (A)	June 25/02
	5	Orlando Hudson	Boston (H)	May 13/04
	5	Josh Donaldson	Chicago-AL (H)	May 26/15
	5	Bo Bichette	Boston (A)	June 13/21
	5	Lourdes Gurriel Jr.	Baltimore (A)	Sept. 12/21
Hits	6	Frank Catalanotto	Chicago-AL (A), GM2	May 1/04
Doubles	4	Damaso Garcia	New York-AL (A)	June 27/86
		Shannon Stewart	New York-NL (H)	July 18/00
		Alex Rios	Boston (A)	Aug. 17/08
Triples	2	13x, 11 players, last: Dalton Pompey	Baltimore (H)	Sept. 26/14
Home Runs	4	Carlos Delgado	Tampa Bay (H)	Sept. 25/03
Extra-Base Hits	4	11x, 10 players, last: Yunel Escobar	New York-AL (A)	Aug. 29/12
RBI's	9	Roy Howell	New York-AL (A)	Sept. 10/77
		Edwin Encarnacion	Detroit (H)	Aug. 29/15
Sacrifice Flies	3	George Bell	Chicago-AL (A)	Aug. 14/90
Strikeouts	6	Alex Gonzalez (13 inn.)	Cleveland (H)	Sept. 9/98
Walks	4	21x, 18 players, last: Justin Smoak	Chicago-AL (H)	May 10/19
	5	Melky Cabrera (19 inn.)	Detroit (H)	Aug. 10/14
Stolen Bases	4	Damaso Garcia	Oakland (H)	April 25/84
		Dave Collins	Baltimore (A)	Aug. 5/84
		Roberto Alomar	Baltimore (A)	June 8/91
		Otis Nixon	Boston (H)	Aug. 14/96
		Rajai Davis	Houston (H)	July 28/13
Hit By Pitch	3	Reed Johnson	Texas (A)	April 16/05
		Reed Johnson	Tampa Bay (H)	April 7/06
		Reed Johnson	New York-AL (A)	April 29/06

"BIG" RBI GAMES

(6 OR MORE)

RBI	PLAYER	DATE	OPPONENT
9	Roy Howell	Sept. 10, 1977	NY Yankees
9	Edwin Encarnacion	Aug. 29, 2015	DET
8	Adam Lind	Aug. 31, 2009	TEX
8	Michael Saunders	June 17, 2016	BAL
7	John Mayberry	June 26, 1978	BAL
7	Otto Velez	May 4, 1980	CLE (H) G1
7	George Bell	May 9, 1987	TEX
7	Josh Phelps	July 7, 2004	SEA
7	Lyle Overbay	Aug. 20, 2010	BOS
7	Kendrys Morales	Aug. 31, 2017	BAL
7	Vladimir Guerrero Jr.	April 27, 2021	WAS
7	Lourdes Gurriel Jr.	Sept. 12, 2021	BAL
6	Roy Howell	July 3, 1979	DET
6	Barry Bonnell	May 3, 1980	CLE
6	Lloyd Moseby	Aug. 19, 1981	KC
6	Damaso Garcia	May 10, 1985	SEA
6	Jesse Barfield	May 18, 1986	CLE
6	George Bell	June 11, 1987	BAL
6	Ernie Whitt	Sept. 12, 1987	NY Yankees
6	Ernie Whitt	Sept. 27, 1988	BAL
6	Kelly Gruber	April 16, 1989	KC
6	George Bell	June 8, 1990	MIL
6	Charlie O'Brien	May 14, 1997	DET
6	Carlos Delgado	June 7, 2000	ATL
6	Raul Mondesi	May 4, 2001	SEA
6	Raul Mondesi	June 29, 2001	BOS
6	Jose Cruz Jr.	June 25, 2002	TB
6	Carlos Delgado	Sept. 25, 2003	TB
6	Reed Johnson	July 1, 2005	BOS
6	Adam Lind	April 6, 2009	DET
6	J.P. Arencibia	May 18, 2012	NY Yankees
6	Adam Lind	Sept. 7, 2013	MIN
6	Edwin Encarnacion	June 20, 2014	CIN
6	Josh Donaldson	Aug. 22, 2015	LAA
6	Edwin Encarnacion	May 5, 2016	TEX
6	Justin Smoak	April 1, 2018	NY Yankees
6	Yangervis Solarte	May 3, 2018	CLE
6	Curtis Granderson	June 10, 2018	BAL
6	Teoscar Hernandez	June 13, 2021	BOS

BIOGRAPHIES

LAST SEASON

HISTORY

RECORDS

OPPONENTS

PLAYER DEV.

MEDIA & MISC.



PITCHING

Category	Record	Player	Opponent	Date
Innings.....	12	Jesse Jefferson Dave Stieb	Boston (H) Oakland (H)	May 23/78 May 17/80
Most Innings, Reliever....	7.1	Mike Willis	Boston (H), 1st g	Sept. 27/77
Hits.....	14	Josh Towers	Minnesota (H)	May 27/05
Runs.....	13	David Wells	Milwaukee (A)	Aug. 20/92
Earned Runs.....	13	David Wells	Milwaukee (A)	Aug. 20/92
Home Runs.....	5	Pat Hentgen Pat Hentgen Brett Cecil	Cleveland (H) Boston (H) Boston (A)	May 26/95 June 25/97 May 20/10
Strikeouts.....	18	Chase Anderson	New York-AL (A)	Sept. 17/20
Walks.....	9	Roger Clemens Jesse Jefferson Jim Clancy Pat Hentgen Chris Carpenter	Kansas City (H) Baltimore (H) Chicago-AL (A) Seattle (A) Seattle (H)	Aug. 25/98 Aug. 18/77 Aug. 30/84 July 15/95 Aug. 16/99
Hit Batsmen.....	3	9x, last: José Berríos	Kansas City (H)	Aug. 1/21
Wild Pitches.....	4	John Cerutti Edwin Hurtado Al Leiter Kyle Drabek	Boston (A) Cleveland (A) Boston (A) Kansas City (A)	July 3/86 Aug. 31/95 Sept. 23/95 June 7/11

FIELDING

PITCHERS

Category	Record	Player	Opponent	Date
Most Putouts.....	5	Roy Halladay	Detroit (A)	June 2/02
Most Assists.....	8	Jim Clancy	Seattle (A)	April 4/84
Most Errors.....	3	Juan Guzman	Anaheim (H)	May 23/97
Most Double Plays.....	3	Dave Lemanczyk	Boston (H)	Sept. 7/77
Most Total Chances.....	8	Jim Clancy	Seattle (A)	April 4/84

CATCHERS

Category	Record	Player	Opponent	Date
Most Putouts.....	19	Miguel Montero	Minnesota (H)	Aug. 27/17
Most Assists.....	5	Jose Molina J.P. Arencibia Russell Martin	Tampa Bay (A) Baltimore (A) Chicago-AL (H)	April 25/10 July 13/13 April 2/18
Most Errors.....	2	12x, last: Danny Jansen	Tampa Bay (H)	May 22/21
Most Double Plays.....	2	16x, last: Luke Maile	Detroit (H)	July 2/18
Most Passed Balls.....	3	2x, last: Russell Martin	Boston (A)	June 13/15
Most Total Chances.....	20	Miguel Montero	Minnesota (H)	Aug. 27/17

FIRST BASEMEN

Category	Record	Player	Opponent	Date
Most Putouts.....	22	Edwin Encarnacion (18.0 inn.)	Texas (H)	June 8/13
Most Assists.....	4	34x, last: Edwin Encarnacion	Cleveland (A)	May 2/15
Most Errors.....	3	Willie Upshaw Fred McGriff (12.0 inn.) John Olerud	Boston (A) Boston (A) Texas (A)	July 1/86 June 4/89 May 5/93
Most Double Plays.....	6	Lyle Overbay	Minnesota (A)	Aug. 12/06
Most Total Chances.....	24	Carlos Delgado (17.0 inn.)	New York-AL (H)	April 19/01

SECOND BASEMEN

Category	Record	Player	Opponent	Date
Most Putouts.....	12	Tomas Perez (14.0 inn.)	Kansas City (A)	Aug. 20/96
Most Assists.....	10	5x, last: Darwin Barney (19.0 inn.)	Cleveland (H)	July 1/16
Most Errors.....	3	Garth Iorg Hector Torres Emilio Bonifacio	California (A) Baltimore (A) Boston (H)	April 28/78 June 24/77 April 5/13
Most Double Plays.....	5	Roberto Alomar (11.0 inn.) Tilson Brito Aaron Hill	New York-AL (H) Detroit (H) Minnesota (A)	May 10/95 April 16/96 Aug. 12/06
Most Total Chances.....	15	Damaso Garcia Tomas Perez (14.0 inn.) Emilio Bonifacio (16.2 inn.)	Kansas City (H) Kansas City (A) San Diego (A)	May 7/82 Aug. 20/96 May 31/13



THIRD BASEMEN

Category	Record	Player	Opponent	Date
Most Putouts.....	6	Kelly Gruber Ed Sprague Matt Dominguez	Milwaukee (H) Cleveland (A) Boston (A)	Aug. 27/92 June 15/94 June 5/16
Most Assists.....	9	Roy Howell	Milwaukee (H), G2	June 14/78
Most Errors.....	3	Dave Baker Kelly Gruber Kelly Gruber	Oakland (H), G2 Baltimore (A) Chicago-AL (A)	Sept. 15/82 June 27/89 May 23/92
Most Double Plays.....	3	4x, last: Eric Hinske	Texas (H)	Aug. 8/03
Most Total Chances	11	Roy Howell Ed Sprague Santiago Espinal (12.0 inn.)	Milwaukee (H) Seattle (H) Tampa Bay (H)	April 17/80 July 1/91 May 21/21

SHORTSTOPS

Category	Record	Player	Opponent	Date
Most Putouts.....	8	Alfredo Griffin Alex Gonzalez Alex Gonzalez	Texas (A) Cleveland (H) Minnesota (H)	Sept. 2/81 May 16/97 Aug. 2/01
Most Assists.....	13	Alex Gonzalez	Cleveland (H)	April 26/96
Most Errors.....	3	Alfredo Griffin Luis Sojo	Texas (A) Cleveland (A)	May 13/82 Aug. 31/90
Most Double Plays.....	5	Alfredo Griffin Alex Gonzalez Marco Scutaro (13.0 inn.) John McDonald (13.2 inn.)	California (A) Chicago-AL (A) Tampa Bay (H) Los Angeles-AL (A)	May 7/80 April 24/98 Sept. 6/08 April 9/11
Most Total Chances	16	Alex Gonzalez Marco Scutaro (13.0 inn.)	Cleveland (H) Tampa Bay (H)	April 26/96 Sept. 6/08

OUTFIELDERS

Category	Record	Player	Opponent	Date
Most Putouts.....	10	Lloyd Moseby (10.0 inn.) Shannon Stewart (11.0 inn.) Jose Cruz Jr.	New York-AL (H), G1 Boston (H) Cleveland (A)	Aug. 2/83 Sept. 3/98 Oct. 1/99
Most Assists.....	3	Raul Mondesi Steve Bowling	Montreal (A) Oakland (H)	July 8/00 Aug. 27/77
Most Errors.....	2	Rick Bosetti	Detroit (H)	May 28/79
Most Double Plays.....	2	20x, last: Ezequiel Carrera	Detroit (A)	July 3/15
Most Total Chances	10	4x, last: Dewayne Wise Lloyd Moseby (10.0 inn.) Shannon Stewart (11.0 inn.) Jose Cruz Jr. Raul Mondesi	Chicago-AL (A) New York-AL (H), G1 Boston (H) Cleveland (A) Montreal (A)	Aug. 6/02 Aug. 2/83 Sept. 3/98 Oct. 1/99 July 8/00

LONGEST RAIN DELAYS**AT EXHIBITION STADIUM**

- 3:34 delay to start game vs. CLE, Aug. 2, 1987 (W 11-5)... Game started at 5:09 pm and ended at 7:55 pm (time of game-2:46).
- 3:18 delay to start game vs. BOS, Sept. 26, 1985 (L 4-1)...Game started at 1:53 pm and ended at 1:02 am (time of game-2:09).
- 3:16 delay in bottom of 5th inning vs. BOS, June 22, 1985 (L 5-3)...Game started at 1:39 pm and ended at 7:47 pm (time of game-2:25).
- 3:01 delay vs. BOS, June 17, 1984 (W 5-3)... 1:33 delay to start game and 1:28 delay at start of bottom of the 5th inning...Game started at 3:08 pm and ended 7:47 pm (time of game-2:48).

AT ROGERS CENTRE

- 0:26 delay on July 26, 2003 vs. the Chicago White Sox
- 0:14 delay on Aug. 10, 1991 vs. the Boston Red Sox

LONGEST RAIN DELAYS ON THE ROAD

- 3:47 delay in the 5th inning at CLE, April 10, 2009... Game started at 4:08 pm and ended at 11:20 pm.
- 3:32 delay to start the game at NYY, Aug. 22, 2013... Game started at 4:37 pm and ended at 7:44 pm.
- 3:05 delay to start game at CIN, June 8, 2003...Game started at 1:15 pm and ended at 3:37 pm.
- 2:41 delay to start game at COL, June 28, 2016 (W, 14-9)...Game started at 9:21 pm and ended at 1:30 am.

LATEST ENDING GAMES

- 1:30 am at COL, June 28, 2016 (time of game-3:51), W 14-9.
- 1:25 am at BAL, June 19, 1998 (time of game-5:49), L 7-4 in 15 innings.
- 1:06 am vs. LAA, April 10, 2021 (time of game-3:21), W 15-1...2:38 rain delay to start game.
- 1:06 am at BOS, May 3, 1996 (time of game-3:20), L 8-7...Suspended game after 6 innings, resumed next day.
- 1:05 am vs. NYY, Apr. 19, 2001 (at SkyDome, time of game-5:57), L 6-5 in 17 innings.
- 1:02 am vs. BOS, Sept. 26, 1985 vs. BOS (time of game-2:09), L 4-1...3:18 delay to start game.
- 1:02 am at BAL, Aug. 3, 1984 (time of game-2:45), W 5-2...2:07 rain delay in top of 4th inning.



MONTHLY RECORDS – INDIVIDUAL

PITCHING

Category	Record	Player	Date
Games	18	Mark Eichhorn	June '87
Wins	6	4x, 4 players, last: Roy Halladay	May '03
Losses	7	Jesse Jefferson	Aug. '80
Strikeouts	68	Roger Clemens	Aug. '98
Innings Pitched	60.2	Doyle Alexander	Sept. '84
Saves	11	Billy Koch	July '99
		Kelvim Escobar	Sept. '02
ERA (Starters)	0.89	Roger Clemens	July '97
Complete Games	5	Tom Underwood	June '79
		Pat Hentgen	Aug. '96
		Roy Halladay	Sept. '03
Starts	8	Luis Leal	Aug. '82
SHO	3	Dave Stieb	Sept. '88
		Roger Clemens	Aug. '98

BATTING

Category	Record	Player	Date
At-Bats	134	Lloyd Moseby	Aug. '83
Hits	47	Lloyd Moseby	Aug. '83
	47	Tony Fernandez	June '86
Runs	31	Shawn Green	Aug. '98
Doubles	19	Carlos Delgado	July '00
Triples	5	Alfredo Griffin	May '79
	5	Lloyd Moseby	June '84
	5	Orlando Hudson	Aug. '02
Home Runs	16	Edwin Encarnacion	May '14
Runs Batted In	35	Josh Donaldson/Edwin Encarnacion	Aug. '15
Extra-Base Hits	24	Carlos Delgado	July '00
Walks	30	Fred McGriff	Aug. '8
		Jose Bautista	March/April '14
Stolen Bases	18	Dave Collins	Aug. '84
AVG450	John Olerud	April '93
SLG %919	Edwin Encarnacion	Aug. '15
OBP %550	Frank Catalanotto	April '06

HOME RUN TRIVIA

PLAYER WHO HOMERED IN THEIR FINAL MAJOR LEAGUE AT-BAT

WILLIE AIKENS, April 27, 1985. He came to bat for last time, pinch-hitting at Texas in the 9th inning. Batting for Tony Fernandez against Tommy Boggs, Aikens crushed a dramatic game-tying, two-run homer and Toronto went on to win 9-8. Three days later, Aikens was "designated for assignment" winding up in the minor leagues.

TWO IN ONE INNING, BATTER

JOE CARTER was the first Blue Jay to hit two home runs in one inning. He had his two on Oct. 3, 1993 at Baltimore in the 2nd inning.

EDWIN ENCARNACION became just the 2nd player in club history to hit two home runs in one inning. He had his two on July 26, 2013 vs. Houston in the 7th inning.

40 HOME RUN SEASONS

In 1999, **CARLOS DELGADO** with 44 home runs and **SHAWN GREEN** with 42 home runs, became the first Blue Jays tandem to each hit 40 or more home runs in the same season. In 2000, the Blue Jays again had two players, **CARLOS DELGADO** and **TONY BATISTA**, each hit 40 plus homers in a season. In 2015, **JOSH DONALDSON** hit 41 home runs while teammate **JOSE BAUTISTA** hit 40, marking the 3rd time in club history in which two teammates each hit 40. In 2021, **VLADIMIR GUERRERO JR.** clubbed 48 homers while **MARCUS SEMIEN** notched 45, the 4th time a pair of teammates have hit 40+ homers and the first time they've each hit at least 45. Overall the Blue Jays have had 11 different players, done 16 times, hit 40 or more home runs in a season. **JOSE BAUTISTA** hit a club-record 54 HR in 2010 and became just the 2nd Jay

to collect 40+ HR in back-to-back seasons, the first since **CARLOS DELGADO** (1999-2000). **CARLOS DELGADO** is the only Blue Jay player to hit 40 or more home runs in a season three times (1999, 2000, 2003).

HOME RUNS BY THE FIRST TWO BATTERS OF GAME

DEVON WHITE and **ROBERTO ALOMAR** on August 18, 1991 at Detroit accomplished this feat for the first time in Blue Jays history. The second time occurred on June 14, 2006 vs. Baltimore when **ALEX RIOS** and **FRANK CATALANOTTO** did so. The third such start came on May 22, 2016 at MIN, via homers from **JOSE BAUTISTA** and **JOSH DONALDSON**. The fourth occurrence came on July 27, 2018 at CWS from **CURTIS GRANDERSON** and **LOURDES GURRIEL JR.**. The most recent instance involved **MARCUS SEMIEN** and **BO BICHETTE** on May 16, 2021 vs. PHI.

MOST PLAYERS WITH 30 OR MORE HOME RUNS

The 2000 Blue Jays had four players hit 30-or-more home runs, which tied the MLB record at the time (MIN - five in 2019). It was then just the second time the feat had been accomplished in the AL as the Anaheim Angels also had four players hit 30-plus homers in the 2000 season.

20 HOME RUNS AT THE ALL-STAR BREAK

The 2000 Blue Jays became the first team in Major League history to have four players hit 20-or-more home runs at the All-Star Break. **CARLOS DELGADO** hit 28, **TONY BATISTA** hit 24, **RAUL MONDESI** hit 22, and **JOSE CRUZ Jr.** hit 20.



CLUB RECORDS

TORONTO'S BEST WON/LOST RECORDS

BEST		WORST		BEST		WORST		BEST		WORST				
G	W-L	YEAR	W-L	YEAR	G	W-L	YEAR	W-L	YEAR	G	W-L	YEAR		
1	1-0	23 times	0-1	22 times	54	36-18	84/85	13-41	79	109	69-40	85	33-76	79
2	2-0	13 times	0-2	7 times	55	36-19	84/85	13-42	79	110	69-41	85	33-77	79
3	3-0	92/96	0-3	79/03/04	56	37-19	85	14-42	79	111	70-41	85	33-78	79
4	4-0	92	1-3	7 times	57	38-19	85	15-42	79	112	70-42	85	34-78	79
5	5-0	92	1-4	78/04/17	58	38-20	85/87	16-42	79/81	113	71-42	85	34-79	79
6	6-0	92	1-5	04/17	59	39-20	87	16-43	79	114	72-42	85	34-80	79
7	6-1	92/94	1-6	17	60	39-21	87	17-43	79	115	72-43	85	35-80	79
8	7-1	92	1-7	17	61	39-22	84/85/87	17-44	79	116	72-44	85	35-81	79
9	8-1	92	1-8	17	62	40-22	84	18-44	79	117	73-44	85	36-81	79
10	9-1	92	1-9	17	63	41-22	84/87	18-45	79	118	73-45	85	37-81	79
11	9-2	92	2-9	17	64	41-23	84/87	18-46	79	119	74-45	85	38-81	79
12	10-2	92	2-10	17	65	41-24	84/87	19-46	79	120	74-46	85	38-82	79
13	10-3	92	2-11	17	66	42-24	84	20-46	79	121	75-46	85	39-82	79
14	11-3	92	3-11	04/17	67	42-25	84/87	21-46	78/79	122	76-46	85	39-83	79
15	12-3	92	3-12	17	68	43-25	84	22-46	78/79	123	77-46	85	39-84	79
16	12-4	92/99	4-12	04/17	69	43-26	84/85/87	22-47	78/79	124	77-47	85	39-85	79
17	13-4	92	4-13	17	70	44-26	87	23-47	78/79	125	78-47	85	39-86	79
18	14-4	92	5-13	17	71	44-27	85/87	23-48	79	126	79-47	85	39-87	79
19	15-4	92	5-14	17	72	45-27	85/87	23-49	79	127	79-48	85	40-87	79
20	15-5	92	6-14	79/17	73	45-28	85/87	23-50	79	128	80-48	85	40-88	79
21	15-6	92	6-15	17	74	46-28	85	23-51	79	129	81-48	85	41-88	79
22	16-6	92	6-16	17	75	46-29	85	24-51	79	130	81-49	85	42-88	79
23	16-7	92	6-17	17	76	46-30	85/93	24-52	79	131	82-49	85	42-89	79
24	16-8	92/01	7-17	79/17	77	47-30	85/93	24-53	79	132	82-50	85	42-90	79
25	16-9	92/01/09	7-18	79	78	48-30	93	24-54	79	133	83-50	85	42-91	79
26	17-9	92/01/09	8-18	78/79/04	79	48-31	85/92/93	24-55	79	134	84-50	85	43-91	79
27	18-9	92/09	8-19	79	80	49-31	92	24-56	79	135	84-51	85	43-92	79
28	19-9	92	8-20	79	81	50-31	92	24-57	79	136	85-51	85	44-92	79
29	20-9	92	8-21	79	82	51-31	92	25-57	79	137	86-51	85	44-93	79
30	21-9	92	8-22	79	83	52-31	92	26-57	79	138	87-51	85	44-94	79
31	21-10	92	8-23	79	84	53-31	92	26-58	79	139	88-51	85	44-95	79
32	21-11	87/92	8-24	79	85	53-32	85/92	27-58	79	140	88-52	85	44-96	79
33	22-11	92	9-24	79	86	53-33	85/92	27-59	79	141	89-52	85	44-97	79
34	23-11	92	9-25	79	87	53-34	85/92	27-60	79	142	90-52	85	44-98	79
35	24-11	92	9-26	79	88	54-34	92	28-60	79	143	91-52	85	45-98	79
36	25-11	92	9-27	79	89	54-35	92	28-61	79	144	91-53	85	46-98	79
37	25-12	92	10-27	79	90	55-35	92	28-62	79	145	91-54	85	46-99	79
38	25-13	92	10-28	79	91	56-35	92	28-63	79	146	92-54	85	47-99	79
39	25-14	84/85/92/09	10-29	79	92	56-36	92	29-63	79	147	93-54	85	48-99	79
40	26-14	84/85/09	10-30	79	93	57-36	92	29-64	79	148	93-55	85	49-99	79
41	27-14	84/85/09	10-31	79	94	57-37	85/92	29-65	79	149	94-55	85	50-99	79
42	28-14	84/85	11-31	79	95	58-37	85/92	29-66	79	150	95-55	85	50-100	79
43	29-14	84/85	11-32	79	96	59-37	85	29-67	79	151	95-56	85	50-101	79
44	30-14	84/85	11-33	79	97	60-37	85	29-68	79	152	95-57	85	50-102	79
45	31-14	84/85	12-33	79	98	61-37	85	29-69	79	153	96-57	85	51-102	79
46	31-15	84/85	12-34	79	99	62-37	85	29-70	79	154	97-57	85	52-102	77/79
47	32-15	84	12-35	79	100	63-37	85	30-70	79	155	98-57	85	52-103	77/79
48	33-15	84	12-36	79	101	63-38	85	31-70	79	156	98-58	85	52-104	77/79
49	34-15	84	12-37	79	102	64-38	85	31-71	79	157	98-59	85	52-105	77
50	34-16	84/85	12-38	79	103	65-38	85	32-71	79	158	98-60	85	53-105	77/79
51	35-16	85	12-39	79	104	66-38	85	32-72	79	159	98-61	85	53-106	77/79
52	36-16	85	13-39	79	105	67-38	85	32-73	79	160	99-61	85	53-107	79
53	36-17	84/85	13-40	79	106	67-39	85	32-74	79	161	99-62	85	53-108	79
					107	68-39	85	32-75	79	162	96-66	87/92	53-109	79
					108	69-39	85	32-76	79					

BIographies

LAST SEASON

HISTORY

RECORDS

OPPONENTS

PLAYER DEV.

MEDIA & MISC.



BLUE JAYS MONTHLY RECORDS

		MARCH/ APRIL W-L	MAY W-L	JUNE W-L	JULY W-L	AUG. W-L	SEPT./ OCT. W-L	PRE ALL-STAR W-L	POST ALL-STAR W-L	TOTAL W-L
1977	H	6-4	5-10	3-9	5-10	3-8	3-14	18-27	7-28	25-55
	A	4-7	3-7	7-8	2-11	7-10	6-9	16-31	13-21	29-52
	T	10-11	8-17	10-17	7-21	10-18	9-23	34-58	20-49	54-107
1978	H	4-7	7-7	6-8	7-7	10-3	3-12	19-23	18-21	37-44
	A	4-6	2-11	3-9	6-11	6-11	1-10	13-30	9-28	22-58
	T	8-13	9-18	9-17	13-18	16-14	4-22	32-53	27-49	59-102
1979	H	3-8	3-15	6-5	5-6	6-8	9-7	14-32	18-17	32-49
	A	4-7	2-8	6-14	3-11	5-9	1-11	15-32	6-28	21-60
	T	7-15	5-23	12-19	8-17	11-17	10-18	29-64	24-45	53-109
1980	H	3-1	8-9	7-7	5-10	6-8	6-11	18-19	17-27	35-46
	A	6-6	5-5	3-10	6-7	5-12	7-9	15-24	17-25	32-49
	T	9-7	13-14	10-17	11-17	11-20	13-20	33-43	34-52	67-95
1981	H	2-7	5-10	0-5	—	4-8	6-6	7-22	10-14	17-36
	A	5-5	4-10	0-5	—	5-2	6-11	9-20	11-13	20-33
	T	7-12	9-20	0-10	—	9-10	12-17	16-42	21-27	37-69
1982	H	5-6	6-5	7-10	9-4	7-8	10-4	19-24	25-13	44-37
	A	3-6	7-9	5-4	6-8	6-12	7-8	18-23	16-24	34-47
	T	8-12	13-14	12-14	15-12	13-20	17-12	37-47	41-37	78-84
1983	H	4-4	12-6	6-3	8-8	7-6	11-6	23-15	25-18	48-33
	A	4-6	6-3	10-9	7-4	8-13	6-5	20-18	21-22	41-40
	T	8-10	18-9	16-12	15-12	15-19	17-11	43-33	46-40	89-73
1984	H	5-5	15-2	9-5	7-6	6-5	7-9	34-15	15-17	49-32
	A	8-4	4-4	4-11	7-8	12-7	5-7	16-19	24-22	40-41
	T	13-9	19-6	13-16	14-14	18-12	12-16	50-34	39-39	89-73
1985	H	5-4	9-2	11-5	10-4	5-3	12-8	26-13	28-13	54-26
	A	8-3	8-6	5-8	8-6	12-7	6-6	27-22	18-24	45-36
	T	13-7	17-8	16-13	18-10	17-10	18-14	53-35	46-37	99-62
1986	H	4-7	7-5	10-8	5-5	11-5	5-9	26-25	16-14	42-39
	A	5-4	7-10	7-3	10-6	7-5	8-9	21-18	23-19	44-37
	T	9-11	14-15	17-11	15-11	18-10	13-18	47-43	39-33	86-76
1987	H	7-4	7-3	8-7	12-4	5-6	13-5	28-16	24-13	52-29
	A	5-4	9-8	9-4	3-8	12-6	6-7	23-20	21-17	44-37
	T	12-8	16-11	17-11	15-12	17-12	19-12	51-36	45-30	96-66
1988	H	4-9	6-5	10-4	4-8	7-7	14-3	23-24	22-12	45-36
	A	5-4	7-11	7-7	8-6	7-7	8-4	19-22	23-17	42-39
	T	9-13	13-16	17-11	12-14	14-14	22-7	42-46	45-29	87-75
1989	H	4-5	8-9	6-5	6-8	14-4	8-5	20-23	26-12	46-35
	A	5-11	3-6	11-5	9-4	6-5	9-6	22-22	21-16	43-38
	T	9-16	11-15	17-10	15-12	20-9	17-11	42-45	47-28	89-73
1990	H	9-4	5-9	6-8	9-5	5-8	10-3	26-23	18-14	44-37
	A	3-5	9-5	8-5	5-7	8-8	8-9	21-15	21-24	42-39
	T	12-9	14-14	15-13	14-12	13-16	18-12	47-38	39-38	86-76
1991	H	8-3	8-5	8-7	8-6	6-8	8-6	27-16	19-19	46-35
	A	4-6	7-7	8-5	7-5	9-6	10-7	22-18	23-18	45-36
	T	12-9	15-12	16-12	15-11	15-14	18-13	49-34	42-37	91-71
1992	H	11-4	8-6	4-5	11-4	7-4	12-5	31-18	22-10	53-28
	A	5-3	7-6	10-7	5-6	7-12	9-4	22-16	21-22	43-38
	T	16-7	15-12	14-12	16-10	14-16	21-9	53-34	43-32	96-66
1993	H	9-4	8-6	10-3	7-9	7-6	7-5	28-19	20-14	48-33
	A	4-6	8-6	9-6	5-5	10-6	11-5	21-21	26-13	47-34
	T	13-10	16-12	19-9	12-14	17-12	18-10	49-40	46-27	95-67
1994	H	9-2	10-8	3-8	9-4	2-4	—	24-19	9-7	33-26
	A	5-8	0-8	5-10	8-6	4-2	—	14-29	8-5	22-34
	T	14-10	10-16	8-18	17-10	6-6	—	38-48	17-12	55-60
1995	H	3-2	7-8	6-5	5-8	5-8	3-12	16-17	13-26	29-43
	A	—	4-8	3-11	10-6	6-10	4-10	11-23	16-22	27-45
	T	3-2	11-16	9-16	15-14	11-18	7-22	27-40	29-48	56-88
1996	H	5-9	8-5	5-6	7-7	5-9	5-10	19-22	16-24	35-46
	A	6-5	5-10	7-9	6-7	9-6	6-5	19-27	20-15	39-42
	T	11-14	13-15	12-15	13-14	14-15	11-15	38-49	36-39	74-88
1997	H	5-7	7-8	5-11	8-4	8-6	9-3	20-29	22-10	42-39
	A	6-5	8-5	6-4	5-11	7-9	2-13	20-14	14-33	34-47
	T	11-12	15-13	11-15	13-15	15-15	11-16	40-43	36-43	76-86
1998	H	5-8	8-6	8-5	9-4	11-5	10-2	25-20	26-10	51-30
	A	5-8	10-5	6-9	3-11	6-5	7-6	21-22	16-22	37-44
	T	10-16	18-11	14-14	12-15	17-10	17-8	46-42	42-32	88-74
1999	H	9-1	4-12	13-5	9-5	2-10	3-8	29-19	11-22	40-41
	A	4-10	7-5	2-8	10-2	10-6	11-6	18-24	26-13	44-37
	T	13-11	11-17	15-13	19-7	12-16	14-14	47-43	37-35	84-78
2000	H	7-7	8-8	7-3	6-7	8-3	9-8	22-18	23-18	45-36
	A	5-7	8-4	9-7	5-9	7-8	4-8	26-23	12-20	38-43
	T	12-14	16-12	16-10	11-16	15-11	13-16	48-41	35-38	83-79

BIographies

LAST SEASON

HISTORY

RECORDS

OPPONENTS

PLAYER DEV.

MEDIA & MISC.



		MARCH/ APRIL W-L	MAY W-L	JUNE W-L	JULY W-L	AUG. W-L	SEPT./ OCT. W-L	PRE ALL-STAR W-L	POST ALL-STAR W-L	TOTAL W-L
2001	H	11-5	2-8	7-11	4-7	7-5	9-6	22-27	18-15	40-42
	A	5-4	8-10	5-4	7-9	9-7	6-6	20-19	20-21	40-40
	T	16-9	10-18	12-15	11-16	16-12	15-12	42-46	38-36	80-82
2002	H	3-8	5-12	9-4	8-3	7-9	10-3	17-24	25-15	42-39
	A	5-8	5-5	6-8	5-11	6-8	9-5	17-28	19-17	36-45
	T	8-16	10-17	15-12	13-14	13-17	19-8	34-52	44-32	78-84
2003	H	4-10	9-4	9-1	3-11	4-6	12-4	23-24	18-16	41-40
	A	6-8	12-4	6-10	5-6	9-9	7-3	26-22	19-14	45-36
	T	10-18	21-8	15-11	8-17	13-15	19-7	49-46	37-30	86-76
2004	H	1-8	13-6	6-6	7-5	5-10	8-6	23-23	17-18	40-41
	A	6-7	2-8	6-9	4-9	4-10	5-10	16-26	11-27	27-53
	T	7-15	15-14	12-15	11-14	9-20	13-16	39-49	28-45	67-94
2005	H	5-6	9-6	6-4	10-6	6-6	7-10	22-17	21-21	43-38
	A	8-6	6-6	6-11	3-6	7-9	7-6	22-27	15-17	37-44
	T	13-12	15-12	12-15	13-12	13-15	14-16	44-44	36-38	80-82
2006	H	8-6	11-5	9-5	7-5	6-6	9-4	29-17	21-14	50-31
	A	4-5	6-7	7-6	5-9	6-11	9-6	20-22	17-22	37-44
	T	12-11	17-12	16-11	12-14	12-17	18-10	49-39	38-36	87-75
2007	H	7-7	8-5	9-6	7-2	9-7	9-5	26-19	23-13	49-32
	A	6-5	4-11	5-7	7-10	6-6	6-8	17-25	17-22	34-47
	T	13-12	12-16	14-13	14-12	15-13	15-13	43-44	40-35	83-79
2008	H	5-7	10-4	8-7	9-4	7-6	10-5	27-20	20-14	47-34
	A	6-10	10-6	2-9	4-7	9-6	6-5	20-28	19-14	39-42
	T	11-17	20-10	10-16	13-11	16-12	16-10	47-48	39-28	86-76
2009	H	7-3	11-4	6-11	5-5	5-9	10-5	25-18	19-19	44-37
	A	8-6	3-11	6-3	3-11	5-7	6-12	19-28	12-22	31-50
	T	15-9	14-15	12-14	8-16	10-16	16-17	44-46	31-41	75-87
2010	H	6-9	9-2	5-6	7-4	8-6	10-6	23-20	22-13	45-33
	A	6-3	10-8	4-11	7-7	7-7	6-8	21-25	19-19	40-44
	T	12-12	19-10	9-17	14-11	15-13	16-14	44-45	41-32	85-77
2011	H	6-5	9-8	3-7	10-6	5-8	9-5	19-22	23-17	42-39
	A	7-9	6-5	9-8	5-5	8-7	4-8	26-25	13-17	39-42
	T	13-14	15-13	12-15	15-11	13-15	13-13	45-47	36-34	81-81
2012	H	6-7	9-3	6-6	7-7	5-7	8-10	23-19	18-21	41-40
	A	6-4	6-10	7-8	4-7	4-12	5-8	20-24	12-25	32-49
	T	12-11	15-13	13-14	11-14	9-19	13-18	43-43	30-46	73-89
2013	H	6-8	8-8	8-1	6-11	7-5	5-8	25-21	15-20	40-41
	A	4-9	5-7	9-8	4-5	5-12	7-6	20-28	14-19	34-47
	T	10-17	13-15	17-9	10-16	12-17	12-14	45-49	29-39	74-88
2014	H	5-7	12-6	6-8	7-2	7-8	9-4	25-21	21-14	46-35
	A	7-8	9-3	6-7	8-9	2-9	5-8	24-26	13-18	37-44
	T	12-15	21-9	12-15	15-11	9-17	14-12	49-47	34-32	83-79
2015	H	5-5	9-7	11-5	6-3	12-4	10-4	26-18	27-10	53-28
	A	6-7	3-10	7-4	6-10	9-2	9-8	19-28	21-13	40-41
	T	11-12	12-17	18-9	12-13	21-6	19-12	45-46	48-23	93-69
2016	H	5-7	8-7	6-4	13-6	8-4	6-7	27-20	19-15	46-35
	A	6-7	9-5	9-8	3-2	9-7	7-9	24-20	19-18	43-38
	T	11-14	17-12	15-12	16-8	17-11	13-16	51-40	38-33	89-73
2017	H	4-8	11-4	5-8	7-6	8-8	7-5	22-24	20-15	42-39
	A	4-9	7-6	6-7	5-9	5-7	7-9	19-23	15-24	34-47
	T	8-17	18-10	11-15	12-15	13-15	14-14	41-47	35-39	76-86
2018	H	9-7	3-10	10-3	5-8	7-5	6-8	24-25	16-16	40-41
	A	7-5	6-9	4-9	4-7	6-10	6-8	19-27	14-21	33-48
	T	16-12	9-19	14-12	9-15	13-15	12-16	43-52	30-37	73-89
2019	H	7-8	3-10	5-8	5-8	7-7	8-5	18-30	17-16	35-46
	A	7-7	4-11	5-9	7-6	5-8	4-8	16-27	16-22	32-49
	T	14-15	7-21	10-17	12-14	12-15	12-13	34-57	33-38	67-95
2020	H	—	—	—	0-0	8-5	9-4	—	—	35-46
	A	—	—	—	3-4	7-6	5-9	—	—	32-49
	T	—	—	—	3-4	15-11	14-13	—	—	67-95
2021	H	5-4	5-7	7-7	7-4	11-7	12-4	19-20	28-13	47-33
	A	7-8	10-6	7-5	5-7	5-7	10-5	26-22	18-16	44-38
	T	12-12	15-13	14-12	12-11	16-14	22-9	45-42	46-29	91-71



MISCELLANEOUS STATISTICS

BEST/WORST HOMESTANDS AND ROADTRIPS

(MINIMUM 6 GAMES)

UNDEFEATED HOMESTANDS

PCT.	W-L	DATES	OPPONENTS
1.000	6-0	Sept. 24-29, 2002	Baltimore, Detroit
1.000	6-0	Sept. 2-7, 2008	Minnesota, Tampa Bay
1.000	6-0	June 17-23, 2013	Colorado, Baltimore
1.000	6-0	June 5-10, 2015	Houston, Miami

UNDEFEATED ROAD TRIPS

None

WINLESS HOMESTANDS

.000	0-6	Sept. 26-Oct. 1, 1980	Boston, Detroit
.000	0-6	June 20-26, 1994	Boston, Baltimore
.000	0-6	Aug. 13-18, 1999	Oakland, Seattle
.000	0-6	May 8-13, 2001	Oakland, Seattle
.000	0-6	May 24-29, 2002	Cleveland, Boston

WINLESS ROAD TRIPS

.000	0-6	Sept. 3-9, 1979	Baltimore, Cleveland
.000	0-6	May 1-6, 2007	Cleveland, Texas
.000	0-9	May 19-27, 2009	Boston, Atlanta, Baltimore
.000	0-6	May 27-June 2, 2019	Tampa Bay, Colorado
.000	0-6	Sept. 2-8, 2019	Atlanta, Tampa Bay

LONGEST WINNING STREAKS (10 OR MORE)

11	1987	June 2-13	SEA 2, BAL 3, NYY 3, BAL 3
11	1998	Aug. 27-Sept. 7	KC 1, MIN 3, KC 2, BOS 4, CLE 1
11	2013	June 11-23	CWS 1, TEX 4, COL 3, BAL 3
11	2015	June 2-14	WSH 2, HOU 3, MIA 3, BOS 3
11	2015	Aug. 2-13	KC 1, MIN 4, NYY 3, OAK 3
10	2008	Aug. 30-Sept. 9	NYN 2, MIN 3, TB 3, CWS 2

LONGEST LOSING STREAKS (10 OR MORE)

12	1981	May 31-Aug. 10	OAK 1, CAL 3, TEX 3, CWS 2, KC 2, DET 1
11	1977	Aug. 26-Sept. 6	OAK 3, MIN 2, SEA 3, BOS 3
10	1994	June 18-28	DET 2, BOS 3, BAL 3, MIL 2

LONGEST HOME WINNING STREAKS

10	1985	July 21-Aug. 3	OAK 1, SEA 3, CAL 4, TEX 2
9	1984	May 21-June 2	MIN 3, CLE 4, NYY 2
9	1994	July 9-24	KC 2, MIN 3, TEX 4
9	1998	Aug. 27-Sept. 7	KC 1, MIN 3, BOS 4, CLE 1
9	2015	June 5-19	HOU 3, MIA 3, NYM 2, BAL 1

LONGEST ROAD WINNING STREAKS

9	1993	Sept. 14-30	DET 2, MIN 3, MIL 3, BAL 1
7	1985	April 14-May 1	BAL 1, TEX 3, OAK 2, CAL 1
7	1987	May 25-June 13	SEA 1, NYY 3, BAL 3
7	1996	Aug. 18-24	MIN 1, KC 3, CWS 3

LONGEST HOME LOSING STREAKS

11	1977	Aug. 15-Sept. 6	CAL 2, OAK 3, SEA 3, BOS 3
9	1999	Aug. 13-29	OAK 3, SEA 3, TEX 3
8	1999	Sept. 14-26	NYN 2, CHW 3, CLE 3
8	2004	April 15-21	DET 3, BAL 3, BOS 2

LONGEST ROAD LOSING STREAKS

12	1979	July 7-Aug. 11	TEX 2, MIL 2, MIN 4, KC 3, CWS 1
11	1979	Aug. 18-Sept. 9	CAL 1, SEA 3, BAL 3, CLE 3
9	1994	April 30-May 25	MIN 2, BAL 3, BOS 2, NYY 2
9	2009	May 19-27	BOS 3, ATL 3, BAL 3

BIographies

LAST SEASON

HISTORY

RECORDS

OPPONENTS

PLAYER DEV.

MEDIA & MISC.



LONGEST WINNING AND LOSING STREAKS

YEAR	WON	LOST	YEAR	WON	LOST	YEAR	WON	LOST	YEAR	WON	LOST
1977	3	11	1989	6	4	2001	4	6	2013	11	7
1978	5	9	1990	6	6	2002	7	9	2014	9	6
1979	4	7	1991	6	7	2003	6	6	2015	11	5
1980	6	8	1992	8	5	2004	6	6	2016	7	5
1981	4	12	1993	9	6	2005	4	5	2017	5	7
1982	6	6	1994	8	10	2006	5	7	2018	5	5
1983	5	6	1995	4	8	2007	5	9	2019	5	7
1984	7	6	1996	7	6	2008	10	7	2020	6	6
1985	9	6	1997	5	7	2009	6	9	2021	8	6
1986	9	5	1998	11	4	2010	6	5			
1987	11	7	1999	8	7	2011	6	4			
1988	6	6	2000	5	6	2012	4	7			

WINNING AND LOSING STREAKS – HOME AND ROAD

	HOME		ROAD		YEAR	HOME		ROAD	
	WIN	LOSS	WIN	LOSS		WIN	LOSS	WIN	LOSS
1977	3	11	6	5	2000	6	5	3	7
1978	5	7	3	9	2001	5	7	4	4
1979	4	7	3	12	2002	6	6	5	8
1980	3	6	6	6	2003	7	6	6	4
1981	3	6	4	7	2004	6	8	3	6
1982	6	4	4	7	2005	6	5	3	6
1983	5	3	4	6	2006	5	3	3	5
1984	9	4	3	6	2007	8	4	3	7
1985	10	3	7	6	2008	6	6	4	7
1986	7	4	5	4	2009	6	4	3	9
1987	7	4	7	5	2010	5	4	6	5
1988	4	5	5	5	2011	4	5	5	4
1989	6	5	4	6	2012	4	4	4	8
1990	6	6	6	4	2013	7	6	5	7
1991	5	5	6	3	2014	7	4	6	7
1992	8	5	5	5	2015	9	2	5	5
1993	5	5	9	4	2016	7	5	4	4
1994	9	7	2	5	2017	5	5	3	5
1995	4	7	5	7	2018	7	6	4	7
1996	3	5	7	4	2019	3	7	5	7
1997	6	7	6	7	2020	4	2	4	6
1998	9	5	4	4	2021	5	6	6	3
1999	8	9	5	5					

10 CONSECUTIVE HITS

The Toronto Blue Jays tied an American League record on September 4, 1992 at SkyDome by collecting 10 consecutive hits in an eight-run 2nd inning against the Minnesota Twins.

The Blue Jays tied the mark set by the Boston Red Sox on June 2, 1901 and equalled by the Detroit Tigers on September 20, 1983.

The Major League record of 12 straight hits was set by the St. Louis Cardinals in 1920 and equalled by the Brooklyn Dodgers in 1930.

With one out in the 2nd, Toronto's Kelly Gruber reached on an infield single against Twins' starter Kevin Tapani. Singles by Pat Borders and Manuel Lee scored Gruber to cut Minnesota's lead to 3-1.

Devon White doubled in a run and Roberto Alomar followed with a two-run single to give the Blue Jays a 4-3 lead. Joe Carter tripled home Alomar and scored on Dave Winfield's single off reliever Tom Edens. Winfield was thrown out at second for the inning's second out, but John Olerud singled and scored on Candy Maldonado's triple to open a 7-3 cushion. Gruber's bloop double to right-center scored Maldonado for the 10th straight hit.

Borders then flied to center to end the inning.

Toronto's previous club record was nine consecutive hits, set against California on July 3, 1992.



BIGGEST INNINGS

BLUE JAYS

INN.	RUNS	H/A	DATE	OPP.	SCORE	WINNER	LOSER
1st	8	H	July 14, 2011	NYN	16-7	Reyes	Colon
2nd	11	H	April 26, 1995	OAK	13-1	Cone	Stewart
3rd	10	A	Sept. 12, 2021	BAL	22-7	Matz	Lowther
4th	10	A	June 10, 1990	MIL	13-5	Wells	Navarro
5th	9	A	Aug. 24, 2005	NYN	9-5	Bush	Mussina
	9	H	Aug. 6, 2021	BOS	12-4	Manoah	Eovaldi
6th	11	H	July 25, 2007	MIN	13-1	Litsch	Silva
7th	11	A	Sept. 11, 2021(2)	BAL	11-2	Richards	Akin
8th	8	A	May 28, 1986	MIN	14-8	Clancy	Blyleven
	8	H	July 1, 1998	NYM	15-10	Plesac	Rojas
	8	H	June 9, 2006	DET	10-5	Frasor	Jones
9th	11	A	July 20, 1984	SEA	12-7	Acker	Mirabella
10th	6	A	Aug. 3, 1995	BAL	8-2	Jordan	Clark
11th	6	A	May 14, 2011	MIN	9-3	Rauch	Perkins
12th	4	A	Aug. 27, 2007	OAK	6-2	Accardo	Embree
13th	5	A	July 9, 1985	SEA	9-4	Musselman	Vande Berg
14th	5	A	April 29, 1981	MIL	5-0	Leal	Easterly
	5	A	June 21, 1989	CAL	6-1	Henke	Minton
15th	3	A	June 12, 1983	CAL	6-5	Clarke	Brown
16th	3	A	April 5, 2012	CLE	7-4	Perez	Ascencio
17th	1	A	Oct. 4, 1980	BOS	7-6	Leal	Stanley
18th	1	H	July 28, 2005	ANA	2-1	Walker	Shields
19th	1	H	Aug. 10, 2014	DET	6-5	Jenkins	Porcello

OPPONENTS

INN.	RUNS	H/A	DATE	OPP.	SCORE	WINNER	LOSER
1st	10	H	June 21, 1994	BOS	1-13	Sele	Cornett
2nd	9	H	April 5, 1979	KC	2-11	Leonard	Underwood
3rd	10	A	July 3, 2010	NYN	3-11	Pettitte	Romero
4th	10	A	Sept. 28, 2000	BAL	1-23	Rapp	Carpenter
5th	8	H	Sept. 17, 1988	CLE	3-12	Swindell	Key
6th	9	H	April 6, 2000	KC	3-9	Durbin	Escobar
7th	11	H	Aug. 6, 1979	KC	12-16	Mingori	Stieb
8th	8	H	June 30, 1977	NYN	5-11	Hunter	Garvin
	8	A	July 4, 2003	BAL	5-8	Driskill	Lopez
9th	9	H	Aug. 28, 2004	NYN	6-18	Brown	Lilly
10th	5	H	July 24, 2013	LAD	3-8	League	J. Perez
	5	H	Aug. 7, 2018	BOS	7-10	Kimbrel	Giles
11th	7	H	Aug. 26, 2014	BOS	7-11	Tazawa	Janssen
	7	H	May 24, 2021	TB	8-14	Springs	Payamps
12th	5	H	July 1, 1987	NYN	1-6	Clements	Musselman
13th	6	H	June 2, 1982	NYN	6-12	Rawley	McLaughlin
14th	4	H	Aug. 8, 1991	DET	0-4	Gibson	Henke
15th	4	H	Sept. 15, 1995	MIL	1-5	Kiefer	Robinson
17th	1	A	June 8, 1998	FLA	3-4	Edmondson	Hanson
	1	H	April 19, 2001	NYN	5-6	Choate	File
19th	1	H	July 1, 2016	CLE	1-2	Bauer	Barney
	1	A	Sept. 5, 2017	BOS	2-3	Velazquez	Rowley

MOST HOME RUNS HIT IN A SERIES

The Blue Jays hit 15 home runs in a four-game series in Boston on June 11-14, 2021. That's a Toronto record for home runs in a single series against any team. The most home runs hit in a three-game series by Toronto is 13, which occurred in a sweep at Fenway Park on Sept. 28-30, 2009.



COMEBACKS

TRAILING BY THREE OR MORE RUNS AFTER EIGHT INNINGS AND WINNING THE GAME

Date	Inning	Opponent	Previous Score	Final Score	Runs Down
June 19, 2021	Top 9th	at BAL	L 4-7	W 10-7	3
July 27, 2019	Bottom 9th	vs. TB	L 5-9	W 10-9 (12 inn.)	4
Sept. 20, 2018	Bottom 9th	vs. TB	L 2-8	W 9-8	6
July 30, 2017	Bottom 9th	vs. LAA	L 4-10	W 11-10	6
May 26, 2013	Bottom 9th	vs. BAL	L 2-5	W 6-5	3
April 5, 2012	Top 9th	at CLE	L 1-4	W 7-4 (16 inn.)	3
Aug. 12, 2010	Bottom 9th	vs. BOS	L 2-5	W 6-5	3
June 5, 2007	Bottom 9th	vs. TB	L 6-11	W 12-11	5
April 27, 2003	Bottom 9th	vs. KC	L 4-9	W 10-9	5
June 29, 2002	Bottom 10th	vs. MTL	L 1-4	W 5-4	3
April 14, 2001	Bottom 9th	vs. KC	L 1-4	W 5-4	3
Aug. 1, 1995	Top 9th	at BAL	L 6-10	W 12-10	4
May 7, 1992	Top 9th	at SEA	L 3-7	W 8-7	4
June 4, 1989	Top 12th	at BOS	L 6-10	W 13-11	4
April 20, 1987	Top 10th	at CLE	L 2-6	W 8-7	4
July 18, 1978	Top 10th	at SEA	L 6-9	W 13-12	3

LARGEST LEAD CHANGES

(7 RUNS OR MORE)

DEFICITS OVERCOME IN A VICTORY:

10 runs – June 4, 1989 at BOS (W 13-11, 11 inn.)
 8 runs – June 20, 2014 at CIN (W, 14-9)
 7 runs – Aug. 20, 2020 (GM 2) vs. PHI (W, 9-8)
 7 runs – July 27, 2019 vs. TB (W, 10-9)
 7 runs – June 12, 2015 at BOS (W, 13-10)
 7 runs – May 6, 2013 at TB (W, 8-7)
 7 runs – June 5, 2007 vs. TB (W 12-11)
 7 runs – April 27, 2003 vs. KC (W 10-9)
 7 runs – April 23, 1990 vs. CLE (W 12-9)

LEADS SURRENDERED IN A LOSS:

8 runs – July 25, 2009 vs. TB (L 10-9 in 12 inn.)
 8 runs – Aug. 21, 2006 vs. OAK (L 12-10)
 8 runs – June 4, 1995 at CLE (L 9-8)
 8 runs – Sept. 7, 1979 at CLE (L 9-8)
 7 runs – July 28, 2019 vs. TB (L 10-9)
 7 runs – April 11, 2011 at SEA (L 8-7)
 7 runs – Aug. 2, 2002 vs. BAL (L 9-8)
 7 runs – July 2, 1995 vs. BAL (L 9-7)
 7 runs – April 15, 1994 at CAL (L 14-13)

TRIPLE PLAYS

BLUE JAYS (4)

Inn.	Date	Opp.	Pitcher	Batter	Putout
T2	4/22/78	CWS	J. Clancy	J. Moore	P-1B-SS
B2	9/7/79	at CLE	P. Huffman	T. Cox	3B-2B-1B
T7	9/21/79	NYN	T. Underwood	D. Garcia	2B-1B-SS
B3	4/20/12	at KC	K. Drabek	E. Hosmer	1B-SS

OPPONENTS (9)

Inn.	Date	Opp.	Pitcher	Batter	Putout
B6	9/9/78	BAL	S. McGregor	R. Cerone	3B-2B-1B
B5	9/10/91	SEA	B. Holman	J. Carter	3B-2B-1B
T9	7/13/95	at SEA	T. Belcher	S. Martinez	P-SS-2B
T4	7/28/97 (GM 2)	at MIL	J. Adamson	A. Gonzalez	3B-2B-1B
B5	9/13/02	TB	D. Brazelton	K. Huckaby	2B-SS-1B
T5	5/12/08 (GM 2)	at CLE	C. Lee	L. Overbay	2B
B6	6/6/14	STL	S. Maness	J. Bautista	2B-SS/SS-1B
T4	7/26/15	at SEA	T. Walker	R. Goins	1B-SS-C
B6	9/8/17	DET	D. VerHagen	K. Pillar	3B-2B-1B
B1	6/17/21	NYN	M. King	V. Guerrero Jr.	P-1B/1B-SS-C-3B/3B-SS



HIGHEST SCORING GAMES

BY BLUE JAYS (15 OR MORE RUNS SCORED)

DATE	OPPONENT	SCORE	BLUE JAYS PITCHER OF RECORD	DATE	OPPONENT	SCORE	BLUE JAYS PITCHER OF RECORD
June 26, 1978	vs. Baltimore	24-10	Tom Underwood	June 22, 1986	vs. New York	15-1	Jimmy Key
Sept. 12, 2021	at Baltimore	22-7	Steven Matz	May 9, 1987	at Texas	15-4	Dave Stieb
June 25, 2002	at Tampa Bay	20-11	Pete Walker	June 19, 1987	vs. Milwaukee	15-6	Jeff Musselman
Sept. 10, 1977	at New York	19-3	Jim Clancy	Aug. 7, 1987	at Cleveland	15-1	Dave Stieb
June 26, 1983	at Seattle	19-7	Jim Acker	June 15, 1988	vs. Cleveland	15-3	Dave Stieb
Aug. 9, 1999	at Texas	19-4	Joey Hamilton	Sept. 27, 1988	at Boston	15-9	Mike Flanagan
Aug. 12, 2019	vs. Texas	19-4	Brock Stewart	April 16, 1989	vs. Kansas City	15-8	David Wells
Sept. 14, 1987	vs. Baltimore	18-3	Jim Clancy	Aug. 6, 1992	at Detroit	15-11	Jack Morris
July 29, 1995	vs. Oakland	18-11	Giovanni Carrara	July 19, 1993	at Chicago	15-7	Dave Stewart
May 16, 2003	at Kansas City	18-1	Mark Hendrickson	June 30, 1996	vs. Milwaukee	15-2	Erik Hanson
Aug. 31, 2009	at Texas	18-10	Brett Cecil	July 6, 1996	at Detroit	15-0	Pat Hentgen
June 13, 2021	at Boston	18-4	Robbie Ray	July 13, 1996	at Milwaukee	15-7	Pat Hentgen
April 11, 1988	vs. New York	17-9	David Wells	July 1, 1998	vs. New York-NL	15-10	Dan Plesac
April 20, 1990	vs. Kansas City	17-6	Todd Stottlemyre	Sept. 7, 1998	vs. Cleveland	15-1	Kelvin Escobar
Aug. 7, 2010	vs. Tampa Bay	17-11	Brian Tallet	Aug. 10, 2000	at Kansas City	15-7	Chris Carpenter
July 3, 2016	vs. Cleveland	17-1	J.A. Happ	May 6, 2003	vs. Texas	15-5	Roy Halladay
May 29, 2017	vs. Cincinnati	17-2	Marcus Stroman	April 25, 2004	at Baltimore	15-3	Roy Halladay
Sept. 11, 1983	vs. Oakland	16-6	Jim Gott	June 12, 2004	vs. Arizona	15-4	Roy Halladay
May 14, 1987	at Minnesota	16-4	Dave Stieb	July 1, 2005	at Boston	15-2	Ted Lilly
June 8, 1992	at New York	16-3	Todd Stottlemyre	Aug. 8, 2007	at New York	15-4	Roy Halladay
June 22, 1992	at Texas	16-7	Jack Morris	Aug. 17, 2008	at Boston	15-4	Shaun Marcum
Sept. 4, 1992	vs. Minnesota	16-5	David Cone	July 22, 2012	at Boston	15-7	HendersonAlvarez
April 22, 1996	at Seattle	16-7	Tony Castillo	Aug. 22, 2015	at Los Angeles-AL	15-3	Marco Estrada
Aug. 19, 1998	at Seattle	16-2	Pat Hentgen	Aug. 29, 2015	vs. Detroit	15-1	Drew Hutchison
Sept. 3, 1999	at Seattle	16-10	David Wells	Sept. 30, 2015	at Baltimore	15-2	Marcus Stroman
Sept. 19, 2000	vs. New York	16-3	Steve Trachsel	Aug. 26, 2016	vs. Minnesota	15-8	Francisco Liriano
May 14, 2010	vs. Texas	16-10	Josh Roenicke	April 18, 2018	vs. Kansas City	15-5	J.A. Happ
Aug. 20, 2010	at Boston	16-2	Brett Cecil	April 10, 2021	vs. Los Angeles-AL	15-1	Steven Matz
July 14, 2011	vs. New York	16-7	Jo-Jo Reyes				

BY OPPONENTS (15 OR MORE RUNS SCORED)

DATE	OPPONENT	SCORE	BLUE JAYS PITCHER OF RECORD	DATE	OPPONENT	SCORE	BLUE JAYS PITCHER OF RECORD
Aug. 25, 1979	vs. California	2-24	Balor Moore	May 8, 1979	at Minnesota	6-16	Mike Willis
Sept. 28, 2000	at Baltimore	1-23	Chris Carpenter	Aug. 6, 1979	vs. Kansas City	12-16	Dave Stieb
Aug. 28, 1992	vs. Milwaukee	2-22	Jimmy Key	July 31, 1983	vs. Cleveland	11-16	Jim Acker
Sept. 15, 2020	at New York (AL)	6-20	Taijuan Walker	Aug. 15, 1984 (GM1)	at Cleveland	1-16	Luis Leal
April 16, 2000	vs. Seattle	7-19	Chris Carpenter	June 27, 1989	at Baltimore	6-16	Mike Flanagan
June 24, 2004	vs. Tampa Bay	13-19	Ted Lilly	June 30, 1992	vs. Texas	13-16	David Wells
July 9, 2017	vs. Houston	1-19	J.A. Happ	Aug. 20, 1992	at Milwaukee	3-16	David Wells
May 25, 2019	vs. San Diego	4-19	Edwin Jackson	April 18, 2000	vs. Anaheim	10-16	Frank Castillo
Sept. 24, 1999	vs. Cleveland	4-18	Peter Munro	June 13, 2000	at Detroit	3-16	Clayton Andrews
June 20, 2000	vs. Detroit	6-18	Chris Carpenter	April 8, 2001	at New York (AL)	5-16	Steve Parris
Aug. 28, 2004	vs. New York (AL)	6-18	Ted Lilly	July 2, 2001	vs. Boston	4-16	Esteban Loaiza
Sept. 13, 2011	at Boston	6-18	Brandon Morrow	April 8, 2002	vs. New York (AL)	3-16	Luke Prokopec
Sept. 11, 2020	vs. New York (NL)	1-18	Anderson	April 29, 2003	vs. Texas	11-16	Mark Hendrickson
June 3, 1981	vs. California	6-17	Jim Clancy	June 11, 2011	vs. Boston	4-16	Brandon Morrow
July 11, 1982	vs. Chicago	7-16	Jim Clancy	July 25, 2012	vs. Oakland	0-16	Ricky Romero
May 6, 1986	vs. Oakland	3-17	Jimmy Key	Aug. 4, 2017	at Houston	7-16	Cesar Valdez
April 28, 1996	vs. Cleveland	3-17	Frank Viola	Aug. 20, 2019	at Los Angeles (NL)	3-16	Sean Reid-Foley
April 17, 1999	at Anaheim	1-17	Roy Halladay	Sept. 25, 1977 (G1)	vs. New York (AL)	0-15	Jerry Garvin
April 15, 2000	vs. Seattle	6-17	Roy Halladay	April 9, 1982	vs. Milwaukee	4-15	Mark Bombard
Aug. 24, 2003	vs. Oakland	2-17	Kelvin Escobar	June 3, 1984	vs. New York (AL)	2-15	Jim Clancy
Aug. 21, 2005	at Detroit	6-17	Dustin McGowan	June 29, 1987	vs. New York (AL)	14-15	Tom Henke
April 29, 2006	at New York (AL)	6-17	Josh Towers	May 27, 1997	vs. Texas	5-15	Robert Person
				July 5, 2000	at Cleveland	7-15	Paul Quantrill
				May 16, 2002	vs. Seattle	2-15	Luke Prokopec
				Aug. 19, 2006	at Baltimore	0-15	Shaun Marcum
				May 14, 2014	vs. Cleveland	4-15	DustinMcGowan
				July 2, 2017	vs. Boston	1-15	Joe Biagini
				Sept. 20, 2017	at Kansas City	5-15	Brett Anderson
				June 14, 2019	at Houston	2-15	Aaron Sanchez

BIographies

LAST SEASON

HISTORY

RECORDS

OPPONENTS

PLAYER DEV.

MEDIA & MISC.



20 OR MORE HITS

HITS	DATE	OPPONENT	BLUE JAYS- OPP. SCORE	HITS	DATE	OPPONENT	BLUE JAYS- OPP. SCORE
25	Aug. 9, 1999	at Texas	19-4	20	July 9, 1985	at SEA (13 inn.)	9-4
24	June 26, 1978	Baltimore	24-10	20	May 14, 1987	at Minnesota	16-4
23	May 29, 2017	Cincinnati	17-2	20	April 11, 1988	New York-AL	17-9
22	Sept. 29, 1985	at Milwaukee	13-5	20	June 22, 1992	at Texas	16-7
22	Sept. 22, 1999	at Boston	14-9	20	Aug. 13, 2000	at Minnesota	13-3
22	May 16, 2003	at Kansas City	18-1	20	Aug. 6, 2002	Seattle	14-12
22	June 24, 2008	Cincinnati	14-1	20	June 23, 2003	vs Baltimore	13-4
22	Aug. 17, 2008	at Boston	15-14	20	July 1, 2004	at Tampa Bay	14-0
21	June 26, 1983	at Seattle	19-7	20	Aug. 8, 2005	Detroit (12 inn.)	8-9
21	Sept. 14, 1987	Baltimore	18-3	20	Aug. 7, 2010	Tampa Bay	17-11
21	June 8, 1992	at New York-AL	16-3	20	Aug. 6, 2010	at Boston	16-2
21	Sept. 4, 1992	Minnesota	16-5	20	July 14, 2011	New York-AL	16-7
21	July 19, 1993	at Chicago	15-7	20	Aug. 31, 2011	at Baltimore	13-0
21	Aug. 24, 1997	at KC (13 inn.)	11-8	20	Aug. 22, 2015	at Los Angeles-AL	15-3
21	Aug. 19, 1998	at Seattle	16-2	20	June 13, 2021	at Boston	18-4
21	Apr. 24, 2009	at Chicago	14-0				
21	Aug. 12, 2019	vs. Texas	19-4				

MARATHONS IN BLUE JAYS HISTORY

(15 OR MORE INNINGS)

Date	Opponent	H/A	Inn	Score	Winner	Loser
Aug. 10/14	Detroit	H	19	6-5	Jenkins	Porcello
July 1/16	Cleveland	H	19	1-2	Bauer	Barney
Sept. 5/17	Boston	A	19	2-3	Velazquez	Rowley
July 28/05	Los Angeles	H	18	2-1	Walker	Shields
June 8/13	Texas	H	18	4-3	Loup	Wolf
Oct. 4/80	Boston (G1)	A	17	7-6	Leal	Stanley
June 8/98	Florida	A	17	3-4	Edmondson	Hanson
April 19/01	New York	H	17	5-6	Choate	File
May 31/13	San Diego	A	17	3-4	Richard	Redmond
July 3/88	Oakland	H	16	8-9	Burns	Cerutti
Sept. 9/89	Cleveland	A	16	7-5	Wills	Kaiser
+April 5/12	Cleveland	A	16	7-4	Perez	Ascencio
*Aug. 28/80	Minnesota	H	15	5-7	Verhoeven	Jefferson
May 23/81	Oakland	A	15	2-3	Jones	Leal
June 12/83	California	A	15	6-5	Clarke	Brown
July 27/86	Oakland	A	15	0-1	Leiper	Clarke
June 22/90	New York	H	15	7-8	Cadaret	Blair
Sept. 15/95	Milwaukee	H	15	1-5	Kiefer	Robinson
June 19/98	Baltimore	A	15	4-7	Charlton	Risley
May 3/01	Oakland	A	15	2-3	Bradford	Borbon
Aug. 3/12	Oakland	A	15	4-5	Blackley	Loup
July 18/17	Boston	A	15	4-5	Velazquez	Bolsinger
Sept. 23/19	Baltimore	H	15	11-10	Adam	Eades

* Suspended game, due to CNE curfew – completed on August 29

Suspended game, due to rain – completed on September 18

+ Longest Opening Day game – MLB history (measured by innings)



MEDIA & MISC. | PLAYER DEV. | OPPONENTS | RECORDS | HISTORY | LAST SEASON | BIOGRAPHIES

SEASON RECORDS – CLUB

GENERAL

Category	Record	Year
Doubleheaders, Most Played	17	1978
Doubleheaders, Best Record	5-1-4	1980
Doubleheaders, Most Wins	5	1980
Doubleheaders, Most Losses	8	1978
Doubleheaders, Most Split	8	1977
Extra Innings, Most Wins	13	1989, 2011
Extra Innings, Most Losses	14	2017
Extra Innings, Most Played	23	1986
Extra Innings, Fewest Played	8	2000, 2003, 2006
Most Games	163	1984, 1986, 1998
Games Won	99	1985
Games Lost	109	1979
Games Won, Consecutively	11	5x, last: Aug. 2-13, 2015
Games Lost, Consecutively	12	May 31-June 11 & Aug. 10, 1981
Home Wins, Consecutive	10	July 21-28, Aug. 2-3, 1985
Home Losses, Consecutive	11	Aug. 15-16, 26-28, Sept. 2-6 1977
Road Wins, Consecutive	9	Sept. 14-30, 1993
Road Losses, Consecutive	12	July 7-Aug. 11, 1979
Games Won, Highest Percentage	.615	(99-62) 1985
One-Run Games, Most	59	1984, 1997
One-Run Games, Most Wins	34	1984
One-Run Games, Most Losses	31	1978, 1982, 1997, 2005
One-Run Games, Fewest Wins	14	2003 (13 in 2020)
One-Run Games, Fewest Losses	10	2006 (10 in 2020)
InterLeague, Most Wins	14	2021
InterLeague, Most Losses	17	2019
Players Used, Most	63	2018
Players Used, Fewest	33	1983, 1984
Pitchers Used, Most	39	2019
Pitchers Used, Fewest	13	1982, 1984
Shutouts, Both Teams, Most	27	1997, 2014
Shutouts, Most Wins	16	1991, 1997, 2014
Shutouts, Most Losses	20	1981
Shutouts, Fewest Won	3	1977, 2018 (1 in 2020)
Shutouts, Fewest Lost	2	1993 (2 in 2020)
Winning Margin, Highest	17	at Kansas City, May 16, 2003
Winning Margin, Highest by Opponent	22	vs. California, Aug. 25, 1979 and at Baltimore, Sept. 28, 2000

MILESTONE VICTORIES

VICTORY #	DATE	OPPONENT	SCORE	WINNER	LOSER
1	April 7/77	vs. Chicago	9-5	Jerry Johnson	Ken Brett
500	Aug. 5/84	at Baltimore	4-3	Jimmy Key	Tippy Martinez
625	*Oct. 5/85	vs. New York	5-1	Doyle Alexander	Joe Cowley
983	*Sept. 30/89	vs. Baltimore	4-3	Frank Wills	Mark Williamson
1000	May 9/90	vs. Chicago	4-3	Frank Wills	Wayne Edwards
1158	*Oct. 2/91	vs. California	6-5	Mike Timlin	Bryan Harvey
1255	*Oct. 3/92	vs. Detroit	3-1	Juan Guzman	David Haas
ALCS	**Oct. 14/92	vs. Oakland	9-2	Juan Guzman	Mike Moore
WS	#Oct. 24/92	vs. Atlanta	4-3	Jimmy Key	Charlie Leibrandt
1347	*Sept. 27/93	at Milwaukee	2-0	Pat Hentgen	Cal Eldred
ALCS	**Oct. 12/93	at Chicago	6-3	Dave Stewart	Alex Fernandez
WS	#Oct. 23/93	vs. Philadelphia	8-6	Duane Ward	Mitch Williams
1500	July 6/96	at Detroit	15-0	Pat Hentgen	Omar Olivares
2000	Aug. 19/02	vs. Kansas City	2-0	Pete Walker	Paul Byrd
2500	Sept. 3/08	vs. Minnesota	5-4	Jesse Carlson	Eddie Guardado
3000	May 8/15	vs. Boston	7-0	Aaron Sanchez	Wade Miley
3077	*Sept. 30/15 (G1)	at Baltimore	15-2	Marcus Stroman	Miguel Gonzalez
DIV	#Oct. 14/15	vs. Texas	6-3	Aaron Sanchez	Cole Hamels
3167	%Oct. 2/16	at Boston	2-1	Aaron Sanchez	Brad Ziegler
WC	\$Oct. 4/16	vs. Baltimore	5-2	Francisco Liriano	Ubaldo Jimenez
DIV	#Oct. 9/16	vs. Texas	7-6	Roberto Osuna	Matt Bush
3412	%Sept. 24/20	vs. New York	4-1	Hyun Jin Ryu	Jordan Montgomery
3500	Sept. 21/21	at Tampa Bay	4-2	Alek Manoah	Nick Anderson

* AL East Pennant Clincher #Division Series Clincher ** AL Pennant Clincher # World Series Clincher %Clinched wild-card spot \$Wild-Card Clincher



BATTING

Category	Record	Year (Not including shortened seasons: '81, '94, '95, '20)
At-Bats, Most	5716	1986
Batting Average, Highest	.284	2006
Batting Average, Lowest	.236	2019
Hit By Pitch, Most	92	1996
Hit By Pitch, Fewest	23	1977, 1978
Hits, Most	1591	2006
Hits, Fewest	1299	2019
Home Runs, Most	262	2021
Home Runs, Fewest	95	1979
Home Runs, Home Most	146	2010
Home Runs, Home Fewest	45	1977
Home Runs, Road Most	127	2021
Home Runs, Road Fewest	44	1982
Grand Slams, Most	9	2000, 2021
Inside-The-Park, Most	4	1983
Doubles, Most	357	2003
Doubles, Fewest	217	1978
Triples, Most	68	1984
Triples, Fewest	5	2017
Most Extra-Base Hits	597	2010
Pinch-Hit Home Runs, Most	9	2014
Runs Scored, Most	894	2003
Runs Scored, Fewest	590	1978
Sacrifice Flies, Most	65	1991
Stolen Bases, Most Stolen	193	1984
Stolen Bases, Times Caught	81	1982, 1998
Stolen Bases, Fewest Stolen	28	1978
Strikeouts, Most	1514	2019
Strikeouts, Fewest	645	1978
Total Bases, Most	2664	2000
Total Bases, Fewest	1947	1978
Walks, Most	632	2016
Walks, Fewest	415	1982
On-Base Percentage, Highest	.352	1999
On-Base Percentage, Lowest	.308	1978
Slugging Percentage, Highest	.469	2000
Slugging Percentage, Lowest	.359	1978

FIELDING

Category	Record	Year (Not including shortened seasons: '81, '94, '95, '20)
Assists, Most	1939	1980
Assists, Fewest	1371	2021
Chances Total, Most	6470	1980
Chances Total, Fewest	5677	2021
Double Plays, Most	205	1980
Double Plays, Fewest	107	1992
Errors, Most	164	1977
Errors, Fewest	76	2009
Fielding Percentage, Highest	.988	2009
Fielding Percentage, Lowest	.974	1977
Passed Balls, Most	31	1995
Passed Balls, Fewest	3	1985
Putouts, Most	4428	1986
Putouts, Fewest	4216	2021
Triple Plays	2	1979
Most Errorless Games	110	2008
Most Consecutive Errorless Games	15	2008



PITCHING

Category	Record	Year (Not including shortened seasons: '81, '94, '95, '20)
Complete Games, Most.....	44	1979
Complete Games, Fewest.....	0	2016, 2018
Earned Run Average, Lowest.....	3.31	1985
Earned Run Average, Highest.....	5.14	2000
Hit Batsmen, Most.....	77	2011
Hit Batsmen, Fewest.....	20	1977
Hits, Most.....	1615	2000
Hits, Fewest.....	1257	2021
Home Runs, Most.....	228	2019
Home Runs, Fewest.....	99	1989
Home Runs, Home Most.....	134	2019
Home Runs, Home Fewest.....	50	1989
Home Runs, Road Most.....	104	2017
Home Runs, Road Fewest.....	49	1989, 1991
One-Hit Games.....	3	1988, 2010, 2014
Runs, Most.....	908	2000
Runs, Fewest.....	588	1985
Earned Runs, Most.....	821	2000
Earned Runs, Fewest.....	532	1985
Relief Appearances, Most.....	583	2018
Relief Appearances, Fewest.....	187	1977
Saves, Most.....	60	1991
Saves, Fewest.....	11	1979
Strikeouts, Most.....	1468	2021
Strikeouts, Fewest.....	613	1979
Walks, Most.....	654	1995
Walks, Fewest.....	397	2015
Wild Pitches, Most.....	83	1993
Wild Pitches, Fewest.....	25	1983
Shutouts, Most.....	17	1988
Shutouts, Fewest.....	3	1977, 2018
1-0 Games, Won, Most.....	5	1980
1-0 Games, Lost, Most.....	3	1979, 1992, 2005, 2008

PITCHERS, TOP DUOS BY WINS (TOP 5)

38	2008	Roy Halladay (20) – A.J. Burnett (18)
37	1992	Jack Morris (21) – Juan Guzman (16)
36	1997	Roger Clemens (21) – Pat Hentgen (15)
35	2003	Roy Halladay (22) – Kelvim Escobar (13)
35	2016	JA Happ (20) – Aaron Sanchez (15)

TEAMMATES WITH 30+ HR, 30+ 2B & 100+ RBI (ONE SEASON)

Year	Player 1	HR	2B	RBI	Player 2	HR	2B	RBI
2015	Josh Donaldson	41	41	123	Edwin Encarnacion	39	31	111
2009	Adam Lind	35	46	114	Aaron Hill	36	37	108
2003	Carlos Delgado	42	38	145	Vernon Wells	33	49	117
2000	Carlos Delgado	41	57	137	Tony Batista	41	32	114
1999	Carlos Delgado	44	39	134	Shawn Green	42	45	123
1998	Carlos Delgado	38	43	115	Shawn Green	35	33	100
1996	Joe Carter	30	35	107	Ed Sprague	36	35	101
1986	Jesse Barfield	40	35	108	George Bell	31	38	108



MOST WINS VS. LOSSES BY A PITCHER

(+10 OR MORE)

+16	J.A. Happ	2016	20-4	+11	Doyle Alexander	1984	17-6
+15	Jack Morris	1992	21-6		Dennis Lamp	1985	11-0
	Roy Halladay	2003	22-7		Juan Guzman	1992	16-5
+14	Roger Clemens	1997	21-7		Juan Guzman	1993	14-3
	Roger Clemens	1998	20-6		Roy Halladay	2006	16-5
+13	Aaron Sanchez	2016	15-2	+10	Pat Hentgen	1993	19-9
+12	Dave Stieb	1990	18-6		Pat Hentgen	1996	20-10
	David Wells	2000	20-8				
	Roy Halladay	2002	19-7				


CONSECUTIVE BATTERS RETIRED

BATTERS RETIRED IN ORDER

Dave Stieb	26	Aug. 4, 1989
Jim Clancy	25	Sept. 22-28, 1982
Jimmy Key	25	June 13-19, 1991
David Cone	25	June 17, 1995
Casey Janssen	25	April 13-May 7, 2013
Brett Cecil	25	May 31-June 17, 2013

CONSECUTIVE BATTERS FACED WITHOUT ALLOWING A HIT

Brett Cecil	40	May 28-June 21, 2013
David Cone	36	June 11-17, 1995
Roy Halladay	35	Sept. 1-6, 2003
Ken Robinson	34	Aug. 1-18, 1995
Shaun Marcum	34	May 8-19, 2007



GAME RECORDS – CLUB

BATTING

Category	Record	Opponent	Date
Runs	24	Baltimore (H)	June 26/78
Hits	25	Texas (A)	Aug. 9/99
Doubles	10	Boston (A)	Aug. 17/08
Triples	4	4x: Last- Seattle (H)	July 5/84
Home Runs	10	Baltimore (H)	Sept. 14/87
Total Bases	53	Baltimore (H)	Sept. 14/87
Runs Batted in	24	Baltimore (H)	June 26/78
Extra Base Hits	13	Texas (H)	Aug. 12/19
Strikeouts	23	Boston (A) (19 inn.)	Sept. 5/17
	22	Houston (A) (14 inn.)	Aug. 1/16
	20	Cleveland (H) (11 inn.)	Sept. 7/18
	19	California (A)	June 8/77
	19	New York-AL (H)	April 19/01
	19	Boston (H)	May 11/18
Base On Balls	14	Detroit (19 inn.)	Aug. 10/14
	13	Chicago-AL (H)	April 16/79
	13	Texas (A)	June 29/92
	13	Milwaukee (A)	May 13/95
Stolen Bases	7	Baltimore (A)	Aug. 5/84
Sacrifice Hits	4	Cleveland (A)	Sept. 17/77
	4	Cleveland (A)	Oct. 2/77
Sacrifice Flies	4	Chicago-AL (A)	Aug. 14/90
	4	Baltimore (A)	April 10/15
	4	Baltimore (H)	June 11/16
Hit by Pitch	4	Boston (A)	April 1/02
	4	Baltimore (A)	June 19/03
	4	Boston (H)	Sept. 7/11
	4	Baltimore (H)	Sept. 23/19
	4	Texas (A)	April 5/21
GIDP	6	Minnesota (A) (10 inn.)	Aug. 29/77 (G1)
	6	Kansas City	April 30/09
Best Shutout Victory	15-0	Detroit (A)	July 6/96
Worst Shutout Defeat	0-16	Oakland (H)	July 25/12
Best Winning Margin	17	Kansas City (A) (Tor 18, KC 1)	May 16/03
Worst Losing Margin	22	California (H) (Tor-2, Cal-24)	Aug. 25/79
	22	Baltimore (A) (Tor-1, Bal-23)	Sept. 28/00
Most Consecutive Games, One or More Home Runs	23	(44 home runs)	May 31-June 25/00
Most Consecutive Games, No Home Runs	11	(3-8 record)	Aug. 18-28/90
Most Consecutive Strikeouts, Batters	7	Boston (A) (Nomo)	May 25/01
Most Consecutive Strikeouts, Batters to Start a Game	6	Cleveland (H) (Colon)	July 26/00
Most Consecutive Strikeouts, In a Game	7	California (A) (Ryan)	June 8/77
	7	Boston (A) (Nomo)	May 25/01

PITCHING

Category	Record	Opponent	Date
Most Runs	24	California (H)	Aug. 25/79
Most Earned Runs	22	Milwaukee (H)	Aug. 28/92
Most Hits	31	Milwaukee (H)	Aug. 28/92
Most Home Runs	8	Boston (A)	July 4/77
	8	Detroit (H)	June 20/00
Most Strikeouts	21	Detroit (H) (14 inn.)	Aug. 8/91
	18	Kansas City (H)	Aug. 25/98
Most Walks	16	Seattle (A) 9 (11 inn.)	May 9/02
	15	Baltimore (A)	June 27/89
Most Wild Pitches	5	Texas (A)	April 8/10
Most Hit Batsmen	5	Atlanta (H)	May 15/17
Longest 1-0 game, won	12 inn.	Boston (A)	Sept. 26/86
	12 inn.	Tampa Bay (A)	June 24/15
	12 inn.	Texas (A)	May 3/19
Longest 1-0 game, lost	15 inn.	Oakland (A)	July 27/86

FIELDING

Category	Record	Opponent	Date
Most Errors	6	Texas (A)	May 13/82
Most Double Plays	6	Detroit (H)	April 16/96
	6	Minnesota (A)	Aug. 12/06
Stolen Bases Allowed	8	Milwaukee (H)	Aug. 29/92

BIographies

LAST SEASON

HISTORY

RECORDS

OPPONENTS

PLAYER DEV.

MEDIA & MISC.



MONTHLY RECORDS – CLUB

Category	Record	Year
Wins	21	May '03; May '14; Aug. '15
Losses	23	May '79
AVG314	Aug. '00
SLG %513	Aug. '00/June '03
OBP %376	April '99
Runs	193	May '03
Hits	324	Aug. '83
2B	78	April '03
3B	16	June '84; July '84
HR	55	Sept. '21
RBI	185	May '03
SB	47	Aug. '84
CG	11	June '79
SHO	6	Sept '88
HR Allowed	48	May '19
ERA (Low)	2.62	Sept. '92
ERA-Bullpen (Low)	1.16	June, '13
ERA (High)	6.69	April '02
Best Record (winning %)778 (21-6)	Aug. '15
Worst Record (winning %)160 (4-21)	Sept. '78

NEAR NO-HITTERS SPOILED IN THE 9TH INNING

Pitcher	Date	Opposition	Outs	Final	Details
Jim Clancy	Sept. 28/82 (G1)	Minnesota (H)	0	3-0 win	Bush single
Dave Stieb	Aug. 24/85	Chicago (A)	0	6-3 win	Law home run
Dave Stieb	Sept. 24/88	Cleveland (A)	2	1-0 win	Franco single
Dave Stieb	Sept. 30/88	Baltimore (H)	2	4-0 win	Traber single
Dave Stieb	Aug. 4/89	New York (H)	2	2-1 win	Kelly double, Sax single
David Cone	June 17/95	Texas (H)	1	4-3 win	Gil single
Roy Halladay	Sept. 27/98	Detroit (H)	2	2-1 win	Higginson home run
Dustin McGowan	June 24/07	Colorado (H)	0	5-0 win	Baker single
Brandon Morrow	Aug. 8/10	Tampa Bay (H)	2	1-0 win	Longoria single

CONSECUTIVE GAMES WITH AT LEAST 1 RBI (MINIMUM 7 GAMES)

PLAYER	GAMES	RBI	DATES
Willie Upshaw	8	15	September 11-20, 1983
John Olerud	8	10	September 3-14, 1991
Carlos Delgado	8	11	April 16-23, 2000
Carlos Delgado	8	17	June 4-12, 2003
Matt Stairs	8	13	Aug. 28-Sept. 8, 2007
Edwin Encarnacion	8	24	Aug. 22-30, 2015
Jesse Barfield	7	13	Aug. 29-Sept. 2, 1983
Roberto Alomar	7	10	April 19-25, 1992
Devon White	7	8	July 1-8, 1992
Devon White	7	9	May 9-15, 1995
Jacob Brumfield	7	15	Aug. 3-16, 1996
Carlos Delgado	7	16	June 4-11, 2000
Jose Cruz Jr.	7	11	July 4-13, 2001
Jose Cruz Jr.	7	13	Sept. 29-Oct. 5 (G2), 2001
Jose Bautista	7	13	Sept. 25-Oct 2, 2009
Edwin Encarnacion	7	15	June 9-16, 2016
Russell Martin	7	10	June 9-16, 2016
Kendrys Morales	7	13	Aug. 19-26, 2018
Bo Bichette	7	11	Aug. 6-14, 2020

BIographies

LAST SEASON

HISTORY

RECORDS

OPPONENTS

PLAYER DEV.

MEDIA & MISC.



BLUE JAYS ROOKIES

HIGHS & LOWS

TEAM

Category	Record	Year
Rookies on active roster, Opening Day	9	1977
Rookies on Opening Day starting lineup	4	1977
Rookies to appear during season	25	2018
Major League debuts	13	2017, 2018
Youngest rookie	Brian Milner	18 yrs, 218 days
Oldest rookie	Pete Walker	33 yrs, 28 days
Total number of at-bats by rookies	2,477	1977
Total number of hits by rookies	649	1977
Total number of innings pitched by rookies	557	1977
Games won by rookies	68	1977
Games started by rookies	31	1986, 2009

BATTING

Category	Record	Year
Greatest number of rookies in starting lineup, game	7	Many times in 1977 and Aug. 22, 2019
Highest average (502 plate appearances)	310	Bob Bailor, 1977
Most games	153	Alfredo Griffin, 1979
Most at-bats	624	Alfredo Griffin, 1979
Most hits	179	Alfredo Griffin, 1979
Most runs	99	Eric Hinske, 2002
Most total bases	272	Eric Hinske, 2002
Most extra-base hits	64	Eric Hinske, 2002
Most doubles	38	Eric Hinske, 2002
Most triples	10	Alfredo Griffin, 1979
Most home runs	24	Eric Hinske, 2002
Most runs batted in	84	Eric Hinske, 2002
Most bases on balls	77	Eric Hinske, 2002
Most times striking out	138	Eric Hinske, 2002
Highest slugging percentage	481	Eric Hinske, 2002
Highest on-base percentage	365	Eric Hinske, 2002
Most stolen bases	21	Alfredo Griffin, 1979
Most stolen base attempts	37	Alfredo Griffin, 1979
Longest hitting streak	20	Reed Johnson, 2003
Longest hitting streak to start career	11	Bo Bichette, 2019

PITCHING

Category	Record	Year
Most wins	14	Mark Eichhorn, 1986
Most losses	18	Jerry Garvin, 1977; Phil Huffman, 1979
Most decisions	28	Jerry Garvin, 1977
Most games	72	Aquilino Lopez, 2003
Most games started	34	Jerry Garvin, '77; Gustavo Chacin, '05
Most relief appearances	72	Aquilino Lopez, 2003
Most saves	31	Billy Koch, 1999
Lowest ERA (162 IP)	3.72	Gustavo Chacin, 2005
Most innings pitched	244.2	Jerry Garvin, 1977
Most ER allowed	114	Jerry Garvin, 1977
Most home runs allowed	33	Jerry Garvin, 1977
Most bases on balls	85	Jerry Garvin, 1977
Most strikeouts	166	Mark Eichhorn, 1986
Most hit batsmen	16	Alek Manoah, 2021
Most wild pitches	11	Edwin Hurtado, 1995, Kyle Drabek, 2011
Most balks	5	Chris Michalak, 2001
Most pickoffs	23	Jerry Garvin, 1977

AN EARLY START

Below is a list of the youngest starting pitchers to appear in a game in club history.

Age as of 1st start for Blue Jays:

Jeff Byrd	20 yrs, 221 days	Mike Darr	21 yrs, 167 days
Phil Huffman	20 yrs, 294 days	Jerry Garvin	21 yrs, 171 days
Henderson Alvarez	21 yrs, 114 days	Jim Clancy	21 yrs, 220 days
Roy Halladay	21 yrs, 129 days	Drew Hutchison	21 yrs, 243 days



ROOKIES YEAR BY YEAR

BIographies

LAST SEASON

HISTORY

RECORDS

OPPONENTS

PLAYER DEV.

MEDIA & MISC.

1977 (16): Doug Ault, Bob Bailor, Steve Bowling, Tom Bruno, *Jeff Byrd, Rick Cerone, *Jim Clancy, *Mike Darr, *Dennis DeBarr, Sam Ewing, *Jerry Garvin, *Steve Staggs, Ernie Whitt, *Mike Willis, *Al Woods, Gary Woods, *ML debut (8).

1978 (7): *Butch Alberts, Rick Bosetti, *Victor Cruz, *Garth Iorg, *Brian Miller, *Willie Uppshaw, Dave Wallace, *ML debut (5).

1979 (9): *Dan Ainge, *Bobby Brown, J.J. Cannon, *Butch Edge, Alfredo Griffin, *Pedro Hernandez, *Phil Huffman, *Dave Steb, *Ted Wilborn, *ML Debut (7).

1980 (8): Damaso Garcia, *Paul Hodgson, *Pat Kelly, *Luis Leal, Mike Macha, *Lloyd Moseby, Domingo Ramos, *Ken Schrom, *ML debut (5).

1981 (5): *Jesse Barfield, *George Bell, *Fred Manrique, *Greg Wells, Dan Whitmer, *ML debut (4).

1982 (3): *Dave Baker, Jesse Barfield, *Mark Eichhorn, *Jim Gott, Pedro Hernandez, Anthony Johnson, *Geno Petralli, Ken Schrom, *Steve Senteney, *ML debut (5).

1983 (6): *Jim Acker, *Stan Clarke, *Tony Fernandez, Geno Petralli, *Mitch Webster, *Matt Williams, *ML debut (5).

1984 (7): Tony Fernandez, *Kelly Gruber, *Toby Hernandez, *Jimmy Key, Fred Manrique, *Ron Shepherd, Mitch Webster, *ML debut (4).

1985 (10): *John Cerutti, Stan Clarke, *Steve Davis, *Cecil Fielder, Kelly Gruber, *Jeff Hearnon, *Manny Lee, Ron Shepherd, *Lou Thornton, Mitch Webster, *ML debut (6).

1986 (13): *Luis Aquino, John Cerutti, Stan Clarke, Steve Davis, Mark Eichhorn, Cecil Fielder, *Don Gordon, Kelly Gruber, Jeff Hearnon, Joe Johnson, *Fred McGriff, *Jeff Musselman, Duane Ward, *ML debut (4).

1987 (12): *Jeff DeWillis, *Rob Ducey, *Alexis Infante, *Nelson Liriano, Fred McGriff, Jeff Musselman, *Greg Myers, *Jose Nunez, *Mike Sharperson, *Matt Stark, Duane Ward, *David Wells, *ML debut (9).

1988 (7): *Tony Castillo, David Wells, *Todd Stottlemire, *Pat Borders, Alexis Infante, *Silvestre Campuzano, Rob Ducey, *ML debut (4).

1989 (12): *Kevin Batieste, *Francisco Cabrera, Tony Castillo, *Steve Cummings, *Junior Felix, *Mauro Gozzo, *Xavier Hernandez, *Glennallen Hill, Alexis Infante, Greg Myers, *John Olerud, *Alex Sanchez, *ML debut (9).

1990 (11): *Willie Blair, Steve Cummings, *Carlos Diaz, Glennallen Hill, Rick Lueken, *Bob MacDonald, Greg Myers, John Olerud, *Tom Quinlan, *Luis Sojo, *Mark Whiten, *ML debut (6).

1991 (15): *Derek Bell, *Denis Boucher, *Ray Giannelli, *Juan Guzman, *Pat Hentgen, *Vince Horsman, *Randy Knorr, Bob MacDonald, *Ed Sprague, *Mike Timlin, Turner Ward, *David Weathers, Mickey Weston, Mark Whiten, *Eddie Zosky, *ML debut (11).

1992 (11): Derek Bell, Pat Hentgen, *Jeff Kent, Randy Knorr, *Doug Linton, *Mike Maksudian, Domingo Martinez, Tom Quinlan, *Rick Tricek, David Weathers, Eddie Zosky, *ML debut (5).

1993 (11): *Scott Brow, *Rob Butler, *Willie Canate, *Domingo Cedenro, *Carlos Delgado, *Huck Flenner, *Shawn Green, Randy Knorr, Doug Linton, Domingo Martinez, *Woody Williams, *ML debut (8).

1994 (11): *Scott Brow, Rob Butler, Domingo Cedenro, *Brad Cornett, Carlos Delgado, *Alex Gonzalez, Shawn Green, *Darren Hall, *Robert Perez, *Aaron Small, *Paul Spoljaric, *ML debut (6).

1995 (15): *Howard Battle, Alex Gonzalez, Shawn Green, *Sandy Martinez, Robert Perez, *Tomas Perez, *Shannon Stewart, *Giovanni Carrara, *Tim Crabtree, *Edwin Hurtado, *Ricardo Jordan, *Paul Menhart, *Ken Robinson, *Jimmy Rogers, *Jeff Ware, *ML debut (12).

1996 (13): Luis Andujar, *Tilson Brito, *Miguel Cairo, Giovanni Carrara, *Felipe Crespo, Huck Flenner, *Marty Janzen, *Julio Mosquera, Robert Perez, *Jose Silva, Paul Spoljaric, Shannon Stewart, Jeff Ware, *ML debut (6).

1997 (10): *Carlos Almanzar, *Rich Butler, *Chris Carpenter, Felipe Crespo, Jose Cruz, Jr., *Kelvim Escobar, *Tom Evans, Julio Mosquera, Ken Robinson, Shannon Stewart, *ML debut (5).

1998 (9): Carlos Almanzar, Kevin Brown, Tom Evans, *Roy Halladay, Nerio Rodriguez, *Steve Sinclair, Ben Van Ryn, *Shannon Withem, *Kevin Witt, *ML debut (4).

1999 (14): *John Bale, *Casey Blake, *Tom Davey, *Gary Glover, Roy Halladay, *Billy Koch, *Pete Munro, Willis Otazew, *Mike Romano, *Anthony Sanders, Steve Sinclair, *Vernon Wells, Kevin Witt, *Chris Woodward, *ML debut (10).

2000 (13): *Clayton Andrews, John Bale, *Pasqual Coco, *Darwin Cubillan, *Matt DeWitt, *Leo Estrella, Charlie Greene, Chad Mottola, *Josh Phelps, *Andy Thompson, Vernon Wells, *Dewayne Wise, Chris Woodward, *ML debut (8).

2001 (12): *Brian Bowles, Pasqual Coco, Matt DeWitt, *Bob File, *Ryan Freel, *Cesar Izturis, *Felipe Lopez, *Luis Lopez, *Brandon Lyon, Chris Michalak, Josh Phelps, Vernon Wells, *ML debut (7).

2002 (18): Brian Bowles, *Kevin Cash, *Scott Cassidy, Pasqual Coco, *Mark Hendrickson, *Eric Hinske, Ken Huckabay, *Orlando Hudson, Jason Kershner, *Joe Lawrence, *Justin Miller, Josh Phelps, *Mike Smith, Pedro Sano, *Corey Thurman, Pete Walker, *Jayson Werth, *Scott Wiggins, *ML debut (11).

2003 (8): Brian Bowles, Kevin Cash, *Vinnie Chulk, Howie Clark, Mark Hendrickson, *Reed Johnson, *Aquilino Lopez, Jayson Werth, *ML debut (3).

2004 (16): *Ross Adams, *Dave Bush, Kevin Cash, *Gustavo Chacin, Vinnie Chulk, *Eric Cruzier, *Jason Frasier, Kevin Frederick, *Gabe Gross, *Brandon League, Dave Maurer, Michael Nakamura, *Adam Peterson, *Simon Pond, *Guillermo Quiroz, *Alex Rios, *ML debut (11).

2005 (9): Russ Adams, Gustavo Chacin, *John-Ford Griffin, Gabe Gross, *Aaron Hill, Guillermo Quiroz, Brandon League, *Shaun Marcum, *Dustin McGowan, *ML debut (4).

2006 (10): Luis Figueroa, *John Hattig, *Casey Janssen, *Adam Lind, Shaun Marcum, Dustin McGowan, *Ryan Roberts, *Davis Romero, *Francisco Rosario, Brian Tallet, *ML debut (6).

2007 (11): *Josh Banks, *Jordan De Jong, John-Ford Griffin, *Lee Gronkiewicz, Adam Lind, *Jesse Litsch, Ryan Roberts, *Curtis Thigpen, *Jamie Vermyleya, *Brian Wolfe, *ML debut (7).

2008 (7): *Jesse Carlson, Buck Coats, *David Purcey, *Scott Richmond, *Travis Snider, *Randy Wells, *Robinson Diaz, *ML debut (6).

2009 (13): Bryan Bullington, *Brett Cecil, Dirk Hayhurst, *Brad Mills, Bill Murphy, *Kyle Phillips, *Robert Ray, Scott Richmond, Josh Roenicke, *Ricky Romero, Randy Ruiz, *Mark Rzepczynski, Travis Snider, *ML debut (6).

2010 (7): *J.P. Arencibia, *Kyle Drabek, Jarrett Hoffpauir, *Rommie Lewis Jr., Mike McCoy, Brad Mills, Robert Ray, *ML debut (3).

2011 (13): *Henderson Alvarez, J.P. Arencibia, *Chad Beck, *Joel Carreno, *David Cooper, Kyle Drabek, *Daniel Farquhar, *Brett Lawrie, *Darin Mastroianni, Brad Mills, *Luis Perez, *Zach Stewart, *Eric Thames, *ML debut (10).

2012 (15): Chad Beck, Drew Carpenter, Joel Carreno, Robert Coello, David Cooper, *Evan Crawford, Steve Delabar, *Sam Dyson, *Yan Gomes, *Anthony Gose, *Adelny Hechavarria, *Drew Hutchison, *Chad Jenkins, *Aaron Loup, *Moises Sierra, *ML debut (9).

2013 (8): *Ryan Goins, Chad Jenkins, *Sean Nolin, *Kevin Pillar, Todd Redmond, Mickey Storey, Neil Wagner, Thad Weber, *ML debut (3).

2014 (11): Jonathan Diaz, *Brad Glenn, Ryan Goins, *Kendall Graveman, Sean Nolin, *Daniel Norris, Kevin Pillar, *Dalton Pompey, *Rob Rasmussen, *Aaron Sanchez, *Marcus Stroman, *ML debut (7).

2015 (12): *Matt Boyd, *Miguel Castro, *Scott Copeland, Jonathan Diaz, Daniel Norris, *Roberto Osuna, Dalton Pompey, Rob Rasmussen, Aaron Sanchez, Bo Schultz, *Ryan Tepera, *Devon Travis, *ML debut (6).

2016 (8): *Dustin Antolin, *Joe Biagini, *Chad Gironi, *Danny Barnes, *Andy Burns, Pat Venditte, *Matt Dermody, Arnold Leon, *ML debut (6).

2017 (19): *Anthony Alford, Danny Barnes, Leonel Campos, *Taylor Cole, Matt Dermody, Teoscar Hernandez, *Casey Lawrence, Raffy Lopez, *Tim Mayza, *Mike Ohlman, *Ian Parnley, *Carlos Ramirez, *Chris Rowley, *Luis Santos, *Chris Smith, *Dwight Smith Jr., *Glenn Sparkman, *Richard Urena, Cesar Valdez, *ML debut (13).

2018 (25): Anthony Alford, *Jon Berti, *Ryan Borucki, *Jonathan Davis, *Jose Fernandez, *Taylor Guerrieri, *Lourdes Gurriel Jr., Mike Hauschild, *Danny Jansen, Tim Mayza, Deck McGuire, *Reese McGuire, Billy McKinney, Gick Ngoepe, *Thomas Pannone, Carlos Ramirez, *Sean Reid-Foley, Chris Rowley, Luis Santos, *Justin Shafer, Dwight Smith Jr., *Murphy Smith, Darnell Sweeney, *Rowdy Tellez, Richard Urena, *ML debut (13).

2019 (22): Anthony Alford, *Bo Bichette, *Cavan Biggio, Jimmy Cordero, Jonathan Davis, *Yennys Diaz, *Vladimir Guerrero Jr., Danny Jansen, *Anthony Kay, *Elvis Luciano, Reese McGuire, Billy McKinney, Thomas Pannone, Sean Reid-Foley, *Jordan Romano, Justin Shafer, Beau Taylor, Rowdy Tellez, *Trent Thornton, Breyvic Valera, *Jacob Waguespack, *T.J. Zeuch, *ML debut (10).

2020 (15): Anthony Alford, Jonathan Davis, *Santiago Espinal, *Thomas Hatch, Anthony Kay, *Alejandro Kirk, Reese McGuire, *Julian Merry-weather, Brian Moran, *Patrick Murphy, *Nate Pearson, *Hector Perez, Jordan Romano, *Shun Yamaguchi, T.J. Zeuch, *ML debut (8).

2021 (19): *Riley Adams, *Nick Allgeyer, *Bryan Baker, Jeremy Beasley, Anthony Castro, Alejandro Kirk, *Otto Lopez, *Alek Manoah, Julian Merry-weather, Patrick Murphy, *Connor Overton, *Josh Palacios, Joel Pajamps, Nate Pearson, *Taylor Saucedo, *Kevin Smith, *Kirby Swiney, *Ty Tice, T.J. Zeuch, *ML debut (11).



TOP FIVE ROOKIES – ALL-TIME

BATTING AVERAGE (502 PA)

1. Bob Bailor	.310	1977
2. Alfredo Griffin	.287	1979
3. Eric Hinske	.279	2002
4. Damaso Garcia	.278	1980
5. Vladimir Guerrero Jr.	.272	2019

RUNS

1. Eric Hinske	99	2002
2. Alfredo Griffin	81	1979
3. Reed Johnson	79	2003
4. Russ Adams	68	2005
5. Cavan Biggio	66	2019

TRIPLES

1. Alfredo Griffin	10	1979
2. Junior Felix	8	1989
3. Damaso Garcia	7	1980
Shannon Stewart	7	1997
Alex Rios	7	2004

EXTRA-BASE HITS

1. Eric Hinske	64	2002
2. Shawn Green	50	1995
3. J.P. Arencibia	47	2011
4. Vladimir Guerrero Jr.	43	2019
5. Damaso Garcia	41	1980
Eric Thames	41	2011

SACRIFICE HITS

1. Alfredo Griffin	16	1979
2. Lloyd Moseby	10	1980
3. Alex Gonzalez	9	1995
4. Dan Ainge	7	1979
5. 5 Players	6	

BASE ON BALLS

1. Eric Hinske	77	2002
2. Cavan Biggio	71	2019
3. Fred McGriff	60	1987
4. John Olerud	57	1990
5. Russ Adams	50	2005

WINS

1. Mark Eichhorn	14	1986
2. Gustavo Chacin	13	2005
Ricky Romero	13	2009
4. Jeff Musselman	12	1987
5. Mike Timlin	11	1991
Marcus Stroman	11	2014

ERA (162 IP)

1. Gustavo Chacin	3.72	2005
2. Jerry Garvin	4.19	1977
3. Ricky Romero	4.30	2009
4. Phil Huffman	5.77	1979

INNINGS

1. Jerry Garvin	244.2	1977
2. Gustavo Chacin	203.0	2005
3. Ricky Romero	178.0	2009
4. Phil Huffman	173.0	1979
5. Mark Hendrickson	158.1	2003

GAMES

1. Alfredo Griffin	153	1979
2. Eric Hinske	151	2002
3. Damaso Garcia	140	1980
4. Jesse Barfield	139	1982
Russ Adams	139	2005

MOST HITS

1. Alfredo Griffin	179	1979
2. Eric Hinske	158	2002
3. Bob Bailor	154	1977
4. Damaso Garcia	151	1980
5. Rick Bosetti	147	1978

HOME RUNS

1. Eric Hinske	24	2002
2. J.P. Arencibia	23	2011
3. Rowdy Tellez	21	2019
4. Fred McGriff	20	1987
5. Jesse Barfield	18	1982

TOTAL BASES

1. Eric Hinske	272	2002
2. Alfredo Griffin	227	1979
3. Damaso Garcia	207	1980
4. Vladimir Guerrero Jr.	201	2019
5. Bob Bailor	200	1977

SACRIFICE FLIES

1. Russ Adams	8	2005
2. Eric Hinske	5	2002
3. 11 Players	4	

STRIKEOUTS

1. Eric Hinske	138	2002
2. J.P. Arencibia	133	2011
3. Cavan Biggio	123	2019
4. Rowdy Tellez	116	2019
5. Alex Gonzalez	114	1995

LOSSES

1. Jerry Garvin	18	1977
Phil Huffman	18	1979
3. Jeff Byrd	13	1977
4. Scott Richmond	11	2009
5. Jim Gott	10	1982
Casey Janssen	10	2006

GAMES

1. Aquilino Lopez	72	2003
2. Mark Eichhorn	69	1986
Jesse Carlson	69	2008
4. Jeff Musselman	68	1987
Roberto Osuna	68	2015

STRIKEOUTS

1. Mark Eichhorn	166	1986
2. Trent Thornton	149	2019
3. Ricky Romero	141	2009
4. Jerry Garvin	127	1977
Alek Manoah	127	2021

AT-BATS

1. Alfredo Griffin	624	1979
2. Rick Bosetti	568	1978
3. Eric Hinske	566	2002
4. Damaso Garcia	543	1980
5. Bob Bailor	496	1977

DOUBLES

1. Eric Hinske	38	2002
2. Shawn Green	31	1995
3. Damaso Garcia	30	1980
4. Russ Adams	27	2005
5. Vladimir Guerrero Jr.	26	2019

RUNS BATTED IN

1. Eric Hinske	84	2002
2. J.P. Arencibia	78	2011
3. Vladimir Guerrero Jr.	69	2019
4. Doug Ault	64	1977
5. Russ Adams	63	2005

STOLEN BASES

1. Alfredo Griffin	21	1979
2. Junior Felix	18	1989
3. Bob Bailor	15	1977
Alex Rios	15	2004
Anthony Gose	15	2012

HIT BY PITCH

1. Reed Johnson	20	2003
2. Rowdy Tellez	7	2019
3. Jeff Kent	6	1992
4. 5 Players	5	

SAVES

1. Billy Koch	31	1999
2. Roberto Osuna	20	2015
3. Darren Hall	17	1994
Jason Frasor	17	2004
5. Kelvin Escobar	14	1997
Aquilino Lopez	14	2003

STARTS

1. Jerry Garvin	34	1977
Gustavo Chacin	34	2005
3. Phil Huffman	31	1979
4. Mark Hendrickson	30	2003
5. Ricky Romero	29	2009
Trent Thornton	29	2019



HOME RUNS

CLUB RECORDS

HITTERS

Yr	Tot	H	A	Consecutive			In One Inning			One-game										Batters				Players With HR Totals				vs.	
				2	3	4	3	4	5	5	6	7	8	9	10	PH	LO	XN	IP	P	1	10	20	30	40	RHP	LHP		
77	100	45	55	3	0	0	1	0	0	0	0	0	0	0	0	5	1	2	1	0	15	5	0	0	0	65	35		
78	158	55	83	2	0	0	0	0	0	0	0	0	0	0	0	2	2	2	0	0	15	2	2	0	0	59	39		
79	95	50	45	2	0	0	0	0	0	0	0	0	0	0	4	1	2	2	0	15	4	1	0	0	67	28			
80	126	56	70	3	0	0	0	0	0	0	0	0	0	0	3	0	3	1	0	17	5	2	1	0	82	44			
81	61	34	27	2	0	0	0	0	0	0	0	0	0	0	1	1	0	1	0	12	2	0	0	0	31	30			
82	106	62	44	3	0	0	1	0	0	0	0	0	0	0	4	1	1	1	0	19	4	1	0	0	56	50			
83	167	101	66	10	0	0	2	0	0	1	0	0	0	0	5	2	4	4	0	16	9	3	0	0	106	60			
84	143	59	84	5	1	0	3	0	0	0	0	0	0	0	6	1	1	2	0	15	7	1	0	0	105	38			
85	158	75	83	6	0	0	0	0	0	1	0	0	0	0	4	2	8	0	0	16	6	2	0	0	102	56			
86	181	87	94	5	0	0	0	0	0	0	0	0	0	0	4	4	6	1	0	16	7	3	2	1	126	55			
87	215	101	114	8	1	0	3	0	0	3	0	0	0	0	3	0	4	0	0	18	9	4	1	1	152	63			
88	158	78	80	6	0	0	0	0	0	1	0	0	0	0	2	1	2	1	0	15	7	2	1	0	105	53			
89	142	64	78	4	0	0	0	0	0	0	0	0	0	0	3	4	3	1	0	17	6	1	1	0	106	36			
90	167	93	74	6	0	0	2	0	0	2	0	0	0	0	0	1	3	0	0	15	7	3	2	0	109	58			
91	133	75	58	1	0	0	0	0	0	0	0	0	0	0	1	6	5	1	0	17	4	2	1	0	86	47			
92	163	79	84	4	0	0	0	0	0	0	0	0	0	0	0	5	2	1	0	13	7	3	1	0	122	41			
93	159	90	69	7	0	0	0	0	0	2	0	0	0	0	1	6	0	1	0	15	6	3	1	0	121	38			
94	115	63	52	2	0	0	0	0	0	0	1	0	0	0	1	4	2	1	0	12	5	1	0	0	74	41			
95	140	73	67	5	0	0	1	0	0	0	0	0	0	0	1	3	1	1	0	16	7	1	0	0	104	36			
96	177	87	90	3	0	0	0	0	0	1	1	0	0	0	2	1	3	0	0	15	8	3	2	0	130	47			
97	147	68	79	5	0	0	0	0	0	0	0	0	0	0	1	0	1	0	0	15	7	2	1	0	109	38			
98	221	112	109	6	0	0	0	0	0	0	1	0	0	0	1	2	3	3	0	16	8	4	3	1	167	54			
99	212	96	116	11	0	0	3	0	1	0	0	0	0	0	4	3	3	0	0	23	7	3	2	2	170	42			
00	254	134	110	6	1	0	2	0	0	2	0	0	0	0	0	8	1	0	0	15	8	7	4	2	205	39			
01	195	94	101	8	1	0	2	1	0	4	0	0	0	0	2	4	5	1	0	19	8	3	2	0	150	45			
02	187	102	85	6	0	0	1	0	0	1	0	0	0	0	4	3	3	2	0	17	8	3	1	0	150	37			
03	190	94	96	6	0	0	0	0	0	1	0	0	0	0	0	6	3	1	1	18	7	3	2	1	150	40			
04	145	80	65	2	0	0	0	0	0	0	0	0	0	0	4	7	1	0	0	19	6	2	1	0	93	52			
05	136	76	60	3	1	0	1	0	0	0	0	0	0	0	3	1	0	0	0	14	7	1	0	0	94	42			
06	199	121	78	10	0	0	2	0	0	2	0	0	0	0	2	6	3	0	0	16	9	3	2	0	146	53			
07	165	90	75	6	0	0	2	0	0	0	0	0	0	0	4	5	3	0	0	17	9	4	0	0	121	44			
08	226	69	57	2	0	0	0	0	0	0	0	0	0	0	2	2	1	0	0	19	6	1	0	0	100	26			
09	209	104	105	5	0	0	1	0	0	2	1	0	0	0	2	3	4	0	0	16	9	2	2	0	156	53			
10	257	146	111	10	0	0	1	0	0	2	2	0	1	0	1	5	2	1	0	17	9	7	2	1	211	46			
11	186	103	83	7	0	0	2	0	0	0	0	0	0	0	0	1	7	0	0	22	6	3	1	1	137	49			
12	198	102	96	4	1	0	1	0	0	1	1	0	0	0	1	3	2	0	0	19	7	3	1	1	141	57			
13	185	95	90	4	0	0	1	0	0	3	0	0	0	0	2	3	1	0	0	18	7	5	1	0	141	44			
14	177	98	79	7	0	0	1	0	0	1	0	0	0	0	9	5	1	0	0	20	7	2	2	0	135	42			
15	232	123	109	8	1	0	1	0	0	2	0	0	0	0	3	4	5	0	0	18	7	4	3	2	180	52			
16	221	107	114	8	0	0	2	0	0	2	0	0	0	0	1	6	1	0	0	16	8	6	2	1	168	53			
17	222	105	117	7	0	0	1	0	0	1	1	0	0	0	1	4	4	1	1	21	7	4	2	0	177	45			
18	217	115	102	8	0	0	2	0	0	1	0	0	0	0	3	3	6	0	0	21	11	4	0	0	155	62			
19	247	136	111	14	0	0	1	0	0	3	1	0	0	0	2	7	6	0	0	19	13	5	1	0	174	73			
20	88	43	45	3	0	0	1	0	0	0	1	1	0	0	0	2	3	0	0	16	3	0	0	0	67	21			
21	262	135	127	11	0	0	3	1	0	6	1	0	1	0	0	9	2	0	0	19	8	7	3	2	195	67			

HOME RUN SUMMARY (1977-2021)

TOTAL	7672 (regular season)
HOME	3970 (Exhibition Stadium-817, Rogers Centre-3029, Puerto Rico-2, Sahlen Field-84, TD Ballpark-38)
AWAY	3702
3 in inning	46
4 in inning	2 (Aug. 17, 2001 vs. Texas - 6th, Sept. 11, 2021 at Baltimore (2) - 7th)
5 in game	50
6 in game	11
7 in game	2 (Aug. 19, 1998 at Seattle, Aug. 12, 2020 vs. Miami)
8 in game	2 (Aug. 7, 2010 vs. Tampa Bay, June 13, 2021 at Boston)
10 in game	1 (Sept. 14, 1987 vs. Baltimore)
Bases Loaded	169
Inside-the-Park	30
Leadoff	148
Pinch-hit	105
Extra Innings	127
Off RH Pitcher	5601
Off LH Pitcher	2071
Postseason	58
Home	30 (28 at Rogers Centre)
Away	28
Off RH Pitcher	41
Off LH Pitcher	17

BIographies

LAST SEASON

HISTORY

RECORDS

OPPONENTS

PLAYER DEV.

MEDIA & MISC.



PITCHERS

Yr	Tot	H	A	Consec			1-inn			One-game						Batters					Totals				vs.			
				2	3	4	3	4	5	5	6	7	8	9	10	PH	LO	XN	IP	P	1	10	20	30	40	RHB	LHB	
77	152	94	58	4	1	0	0	2	0	2	0	0	1	0	0	0	6	0	4	3	0	15	5	3	1	0	93	59
78	149	75	74	2	0	0	0	0	0	0	0	0	0	0	0	2	3	1	0	0	12	8	3	0	0	106	63	
79	165	74	91	6	0	0	1	0	0	2	0	0	0	0	0	1	2	3	3	0	17	8	2	0	0	103	62	
80	135	75	60	1	0	0	0	0	0	2	0	0	0	0	0	5	1	4	2	0	15	7	0	0	0	63	72	
81	72	41	31	1	0	0	0	0	0	0	0	0	0	0	0	2	2	2	1	0	12	3	0	0	0	42	30	
82	147	70	77	5	0	0	2	0	0	0	0	0	0	0	0	1	1	2	2	0	13	6	3	0	0	88	59	
83	145	84	61	5	0	0	1	0	0	1	0	0	0	0	0	2	3	3	2	0	14	6	3	0	0	85	60	
84	140	78	82	2	1	0	2	0	0	1	0	0	0	0	0	3	0	4	1	0	12	5	3	0	0	70	70	
85	147	78	69	5	1	0	1	0	0	0	0	0	0	0	0	4	1	2	1	0	15	5	3	0	0	78	69	
86	164	89	75	7	0	0	4	0	0	2	0	0	0	0	0	9	4	5	0	0	16	5	4	0	0	96	68	
87	158	83	75	2	0	0	0	0	0	1	0	0	0	0	0	4	4	3	1	0	13	8	3	1	0	101	57	
88	143	73	70	4	0	0	0	0	0	0	0	0	0	0	0	1	5	5	3	0	15	7	2	0	0	102	41	
89	99	50	49	1	0	0	2	0	0	0	0	0	0	0	0	2	2	1	0	0	17	5	0	0	0	70	29	
90	143	82	61	4	1	0	0	0	0	1	1	0	0	0	0	3	3	3	0	0	16	6	2	0	0	100	43	
91	121	72	49	2	0	0	0	0	0	0	0	0	0	0	0	5	2	5	0	0	16	4	2	0	0	80	41	
92	124	60	64	6	0	0	0	0	0	0	0	0	0	0	0	2	2	0	0	0	14	4	2	0	0	86	38	
93	134	81	53	4	0	0	0	0	0	1	0	0	0	0	0	1	1	1	1	0	13	5	2	0	0	75	59	
94	127	64	63	4	0	0	0	0	0	1	0	0	0	0	0	3	4	2	1	0	15	4	3	0	0	75	52	
95	145	79	66	2	0	0	1	0	0	1	0	0	0	0	0	1	2	8	0	0	19	7	1	0	0	74	71	
96	187	102	85	6	0	0	0	0	0	1	0	0	0	0	0	6	5	2	0	0	19	5	4	0	0	105	82	
97	167	72	95	7	0	0	4	0	0	3	0	0	0	0	0	4	4	3	1	0	20	4	2	2	0	91	76	
98	169	77	92	6	0	0	2	0	0	0	1	0	0	0	0	2	4	2	1	0	16	6	2	1	0	82	87	
99	191	93	98	4	0	0	0	0	0	1	0	0	0	0	0	2	4	1	0	0	20	7	2	2	0	111	80	
00	195	92	103	7	1	0	0	1	0	3	0	0	1	0	0	1	2	3	0	1	21	7	3	1	0	109	86	
01	165	84	81	5	0	0	0	0	0	5	0	0	0	0	0	5	0	1	0	0	18	5	2	0	0	89	76	
02	177	89	88	3	0	0	1	0	0	2	0	0	0	0	0	1	3	4	0	0	21	11	0	0	0	78	99	
03	184	107	77	6	0	0	1	0	0	0	1	0	0	0	0	2	1	0	2	0	21	8	3	0	0	108	76	
04	181	93	88	4	2	0	3	0	0	0	1	0	0	0	0	3	2	2	0	0	21	7	2	0	0	80	101	
05	185	103	82	9	0	0	0	0	0	3	0	0	0	0	0	2	6	1	2	0	17	8	4	0	0	119	66	
06	185	94	91	6	0	0	1	0	0	0	0	0	0	0	0	1	2	0	0	0	21	7	1	0	0	119	66	
07	157	83	74	6	0	0	1	0	0	0	0	0	0	0	0	3	3	3	0	0	20	7	2	0	0	75	82	
08	134	56	78	2	0	0	1	0	0	1	0	0	0	0	0	3	2	3	1	0	18	4	2	0	0	68	66	
09	181	90	91	7	0	0	0	0	0	5	0	0	0	0	0	3	6	4	0	0	21	5	3	0	0	95	86	
10	150	81	69	7	0	0	2	0	0	1	0	0	0	0	0	1	2	2	1	0	20	5	2	0	0	99	51	
11	179	95	84	5	0	0	0	0	0	0	0	0	0	0	0	2	1	1	1	1	24	8	3	0	0	115	64	
12	204	102	102	3	2	0	3	0	0	1	0	1	0	0	0	1	1	2	0	0	29	7	3	0	0	112	92	
13	195	119	76	11	1	0	1	0	0	2	1	0	0	0	0	3	2	4	0	0	29	7	3	1	0	100	95	
14	151	88	63	6	0	0	0	0	0	0	0	0	0	0	0	0	2	2	1	0	22	5	3	0	0	87	64	
15	173	80	93	2	0	0	0	0	0	0	0	0	0	0	0	3	6	3	0	0	26	4	4	0	0	89	84	
16	163	96	87	7	3	0	2	0	0	1	0	1	0	0	0	3	3	2	2	0	26	5	4	0	0	96	85	
17	203	99	104	8	1	0	4	1	0	3	0	0	0	0	0	3	1	6	1	0	30	6	2	1	0	138	65	
18	208	110	98	7	0	0	1	0	0	0	0	0	0	0	0	4	6	5	0	0	28	7	2	0	0	129	79	
19	228	134	94	8	0	0	4	0	0	4	0	7	0	0	0	5	4	7	1	0	35	8	1	0	0	120	108	
20	81	24	57	4	1	0	1	0	1	2	1	0	0	0	0	0	1	0	0	0	22	2	0	0	0	50	31	
21	209	111	98	11	1	0	3	0	0	2	2	0	0	0	0	4	7	3	1	0	33	6	3	1	0	144	65	

2-0 in WORLD SERIES PLAY

In 1993 the Toronto Blue Jays won the World Series and became just the 4th team in history to go undefeated in their first two trips to the Fall Classic.

- 1903, 1912 Boston Red Sox
- 1906, 1917 Chicago White Sox
- 1920, 1948 Cleveland Indians
- 1992, 1993 Toronto Blue Jays**
- 1997, 2003 Florida Marlins



HOME RUNS AT ROGERS CENTRE

REGULAR SEASON

LEADING BLUE JAYS

1. Carlos Delgado	175
2. Jose Bautista	146
3. Vernon Wells	124
4. Joe Carter	121
5. Edwin Encarnacion	115
6. Adam Lind	73
7. Shawn Green	63
8. Josh Donaldson	61
Justin Smoak	61
10. Ed Sprague	58

LEADING OPPONENTS

1. David Ortiz	41
2. Alex Rodriguez	36
3. Manny Ramirez	27
4. Jason Giambi	22
5. Chris Davis	21
6. Jose Canseco	18
7. Miguel Tejada	17
Adam Jones	17
Mark Teixeira	17
10. Juan Gonzalez	16
Cecil Fielder	16

MOST IN ONE SEASON

	#	BLUE JAYS
Club	146	2010
Individual	33	Bautista, 2010

	#	OPPONENT
Club	119	2013
Individual	6	A. Soriano, 2002
	6	J. Giambi, 2003
	6	R. Devers, 2019

POSTSEASON AT ROGERS CENTRE

BLUE JAYS

Carter	5
Bautista	3
Donaldson	3
Encarnacion	3
Borders	2
Gruber	2
Maldonado	1
Molitor	1
Olerud	1
White	1
Winnfield	1
Colabello	1
Goins	1
Tulowitzki	1
Martin	1
Saunders	1

ROGERS CENTRE 500 LEVEL HOME RUNS

Player	Date	Visiting Team	Pitcher	
Jose Canseco*	Oct. 7, 1989	Oakland	Mike Flanagan	480 (LF)
Mark McGwire	July 25, 1996	Oakland	Huck Flener	488 (LF)
Joe Carter**	July 27, 1996	Oakland	John Wasdin	483 (LF)
Carlos Delgado**	July 19, 1998	New York (AL)	Andy Pettitte	467 (RF)
Jose Canseco**	Sept. 5, 1998	Boston	Bret Saberhagen	451 (LF)
Jose Canseco	April 12, 1999	Tampa Bay	Graeme Lloyd	459 (LF)
Shawn Green**	April 22, 1999	Anaheim	Tim Belcher	449 (RF)
Manny Ramirez	June 3, 2001	Boston	Chris Carpenter	491 (LF)
Raul Mondesi**	April 17, 2002	Boston	Darren Oliver	456 (LF)
Josh Phelps**	Aug. 29, 2002	New York (AL)	Roger Clemens	455 (LF)
Josh Phelps**	July 7, 2004	Seattle	Julio Mateo	435 (LF)
Gary Sheffield	July 28, 2004	New York (AL)	Miguel Batista	440 (LF)
Vernon Wells**	Sept. 16, 2004	Baltimore	Rodrigo Lopez	445 (LF)
Jayson Werth	June 27, 2009	Philadelphia	Brad Mills	448 (LF)
Shelly Duncan	May 31, 2011	Cleveland	Jo-Jo Reyes	446 (LF)
Edwin Encarnacion**	April 30, 2013	Boston	Jon Lester	480 (LF)
Mike Napoli	Aug. 26, 2014	Boston	Sergio Santos	452 (LF)
Edwin Encarnacion**	April 21, 2015	Baltimore	Jason Garcia	460 (LF)
Alex Dickerson	July 25, 2016	San Diego	Bo Schultz	452 (RF)
Josh Donaldson**	May 30, 2017	Cincinnati	Asher Wojciechowski	435 (LF)
Austin Meadows	April 12, 2019	Tampa Bay	Trent Thornton	436 (RF)
Brandon Lowe	April 12, 2019	Tampa Bay	Trent Thornton	436 (RF)

* Game 4 of the ALCS

**hit as a Blue Jay

FIRST TO 100 HOME RUNS

In 2021, the Blue Jays became the first team in the Majors to reach 100 home runs, doing so for the 4th time in franchise history.

Year	Game	Date	Opponent
1990	75	June 28	Boston
2010	65	June 14	San Diego
2014	76	June 21	Cincinnati
2021	64	June 14	Boston

BIographies | LAST SEASON | HISTORY | RECORDS | OPPONENTS | PLAYER DEV. | MEDIA & MISC.



BLUE JAYS FIVE OR MORE HOME RUN GAMES (66)

DATE	OPP.	NO.	DATE	OPP.	NO.
Sept. 17, 1983	MIN	5	May 14, 2010	TEX	5
July 10, 1985	at SEA	5	May 21, 2010	at ARI	6
May 22, 1987	at SEA	5	July 8, 2010	MIN	5
Aug. 30, 1987	OAK	5	Aug. 7, 2010	TB	8
Sept. 12, 1987	NY Yankees	5	Sept. 30, 2010	at MIN	6
Sept. 14, 1987	BAL	10	May 18, 2012	NY Yankees	5
May 23, 1988	at MIL	5	June 19, 2012	at MIL	6
April 20, 1990	KC	5	April 4, 2013	CLE	5
May 6, 1990	DET	5	May 12, 2013	at BOS	5
May 16, 1993	at NYY	5	July 26, 2013	HOU	5
May 31, 1993	at CAL	5	May 8, 2014	PHI	5
July 5, 1994	at MIN	6	April 17, 2015	ATL	5
July 6, 1996	at DET	6	July 1, 2015	BOS	5
July 13, 1996	at MIL	5	Sept. 11, 2015	at NYY	5
Aug. 19, 1998	at SEA	7	June 16, 2016	at PHI	5
April 30, 1999	at SEA	5	June 17, 2016	at BAL	5
June 21, 1999	KC	5	Aug. 23, 2017	at TB	6
July 8, 1999	at BAL	6	Sept. 26, 2017	at BOS	5
Aug. 10, 1999	at MIN	5	July 27, 2018	at CWS	5
May 5, 2000	CLE	5	June 16, 2019	at HOU	5
Aug. 27, 2000	at TEX	5	July 27, 2019	TB	6
April 4, 2001	at TB	5	Aug. 1, 2019	at BAL	5
April 20, 2001	at KC	5	Sept. 23, 2019	BAL	5
May 6, 2001	at SEA	5	Aug. 12, 2020	MIA	7
Sept 18, 2001	BAL	5	Aug. 14, 2020	TB	6
June 25, 2002	at TB	5	April 30, 2021	ATL	6
May 6, 2003	at TEX	5	May 24, 2021	TB	5
Sept. 25, 2003	TB	5	June 12, 2021	at BOS	5
May 30, 2006	BOS	5	June 13, 2021	at BOS	8
July 23, 2006	NY Yankees	5	July 16, 2021	TEX	5
July 22, 2009	CLE	5	July 24, 2021	at NY Yankees	5
Sept. 15, 2009	at NY Yankees	5	Sept. 12, 2021	at BAL	5
Sept. 29, 2009	at BOS	6	Oct. 2, 2021	BAL	5

FOUR OR MORE HOME RUNS IN ONE INNING

BLUE JAYS (2)

DATE	OPPONENT	INNING	HITTERS	PITCHER(S)
Aug. 17, 2001	vs. TEX	6th	FRYE CRUZ JR. STEWART DELAGDO	MAHOMES MAHOMES MAHOMES MAHOMES
Sept. 11, 2021	@BAL	7th	BICHETTE KIRK SEMIEN HERNÁNDEZ	AKIN SCOTT SCOTT BARREDA

OPPONENTS (6)

DATE	OPPONENT	INNING	HITTERS	PITCHER(S)
June 30, 1977	vs. NY Yankees	8th	C. JOHNSON PINELLA MUNSON C. JOHNSON	GARVIN GARVIN J. JOHNSON J. JOHNSON
July 4, 1977	@BOS	8th	LYNN RICE YAZSTREMSKI SCOTT	HARTENSTEIN HARTENSTEIN WILLIS WILLIS
May 3, 2000	@CWS	6th	JOHNSON VALENTIN THOMAS KONERKO	ESCOBAR ESCOBAR FRASCATORE FRASCATORE
May 20, 2009	@BOS	5th	ORTIZ BAY LOWELL VARITEK	CECIL CECIL CECIL CECIL
June 3, 2017	vs. NY Yankees	8th	GARDNER HOLLIDAY CASTRO GREGORIUS	GRILLI GRILLI GRILLI GRILLI
Sept. 17, 2020	at NY Yankees	4th	GARDNER LeMAHIEU VOIT STANTON TORRES	ANDERSON ANDERSON ANDERSON ANDERSON ANDERSON

BACK-TO-BACK-TO-BACK HOME RUNS

The Blue Jays have hit three consecutive home runs **six** times in their history:

- April 26, 1984 vs. Oakland A's (6th inning): Willie Upshaw (1R), George Bell, Jesse Barfield
- September 12, 1987 vs. New York Yankees (8th inning): Ernie Whitt (3R), Jesse Barfield, Kelly Gruber
- April 18, 2000 vs. Los Angeles Angels (6th inning): Craig Grebek (2R), Raul Mondesi, Carlos Delgado
- August 21, 2001 at Minnesota Twins (6th inning): Shannon Stewart (1R), Raul Mondesi, Carlos Delgado
- April 9, 2005 vs. Boston Red Sox (3rd inning): Vernon Wells (1R), Corey Koskie, Shea Hillenbrand
- June 19, 2012 at Milwaukee (6th inning): Colby Rasmus (1R), Jose Bautista, Edwin Encarnacion



THREE OR MORE HOME RUNS IN ONE INNING

BLUE JAYS (47)

DATE	OPP	INNING
June 17, 1977	BAL	4
June 23, 1982	at SEA	9
May 23, 1983	DET	4
July 12, 1983	at KC	4
April 26, 1984	OAK	6
June 5, 1984	at DET	4
July 15, 1984	at OAK	4
Aug. 30, 1987	OAK	7
Sept. 12, 1987	NY Yankees	8
Sept. 14, 1987	BAL	2
May 6, 1990	DET	4
May 22, 1990	OAK	6
May 17, 1995	at TEX	2
April 30, 1999	at SEA	3
June 21, 1999	KC	3
Oct. 2, 1999	at CLE	3
April 18, 2000	ANA	6
April 23, 2000	NY Yankees	6
Aug. 11, 2001	at ANA	2
Aug. 17, 2001	TEX	6
Aug. 21, 2001	at MIN	6
June 25, 2002	at TB	8
April 9, 2005	BOS	3
April 21, 2006	BOS	8
July 23, 2006	NY Yankees	3
May 1, 2007	at CLE	1
May 20, 2007	at PHI	8
June 24, 2009	CIN	1
May 14, 2010	TEX	3
Aug. 7, 2010	TB	3
April 25, 2011	at TEX	5
July 3, 2011	PHI	8
June 19, 2012	at MIL	6
July 26, 2013	HOU	7
May 7, 2014	PHI	7
July 5, 2016	KC	3
July 29, 2016	BAL	1
May 30, 2017	CIN	4
Sept. 23, 2017	at TB	2
Aug. 21, 2018	BAL	5
Sept. 20, 2018	TB	9
June 5, 2019	NY Yankees	8
Aug. 14, 2020	TB	6
June 12, 2021	at BOS	5
July 16, 2021	TEX	3
July 18, 2021(2)	TEX	2
Sept. 11, 2021(2)	at BAL	7

OPPONENTS (56)

DATE	OPP	INN
June 30, 1977	NY Yankees	8
July 4, 1977	BOS	8
May 8, 1979	at MIN	7
May 5, 1982	at CWS	7
June 22, 1982	at SEA	4
Aug. 2, 1983	NY Yankees	3
June 3, 1984	NY Yankees	4
Sept. 18, 1984	BOS	6
Aug. 24, 1985	at CWS	9
May 6, 1986	OAK	3
May 10, 1986	at SEA	4
May 14, 1986	at OAK	7
June 4, 1986	MIN	7
July 14, 1990	at CAL	7
Aug. 7, 1990	DET	9
June 22, 1995	MIL	2
April 25, 1997	SEA	8
June 3, 1997	at SEA	6
June 23, 1997	BOS	7
Sept. 15, 1997	at SEA	5
July 14, 1998	at BAL	7
Sept. 25, 1998	DET	3
May 3, 2000	at CWS	6
June 11, 2002	SF	5
Aug. 8, 2003	TEX	1
May 24, 2004	ANA	3
Aug. 25, 2004	at BOS	4
Aug. 28, 2004	NY Yankees	9
July 9, 2005	at TEX	3
June 4, 2006	at TB	3
April 24, 2007	TEX	3
June 6, 2008	BAL	8
May 20, 2009	at BOS	5
Sept. 27, 2009	SEA	5
July 9, 2010	BOS	4
Aug. 24, 2010	NY Yankees	3
May 26, 2012	at TEX	6
June 20, 2012	at MIL	2
Sept. 26, 2012	at BAL	5
June 24, 2013	at TB	3
June 12, 2016	BAL	3
June 25, 2016	at CWS	3
April 16, 2017	BAL	8
April 28, 2017	TB	8
June 3, 2017	NY Yankees	8
July 9, 2017	HOU	2
Sept. 15, 2018	at NY Yankees	7
May 25, 2019	SD	8
June 17, 2019	LAA	2
Aug. 6, 2019	at TB	4
Sept. 23, 2019	BAL	5
Sept. 5, 2020	at BOS	2
Sept. 17, 2020	at NY Yankees	4
July 19, 2021	BOS	1
Sept. 17, 2021	MIN	3
Sept. 30, 2021	NY Yankees	6

CONSECUTIVE GAMES WITH AT LEAST ONE HOME RUN

(MINIMUM 10 GAMES)

GAMES	DATE	HR	GAMES	DATE	HR
23	May 31-June 25, 2000	44	11	June 19-30, 1986	21
19	Aug. 29-Sept. 18, 2010	34	11	May 6-17, 1993	22
15	July 6-23, 2000	28	11	May 2-14, 1995	20
15	July 27-Aug. 10, 2019	39	11	Sept. 16-27, 1998	19
14	April 18-May 4, 1996	28	11	April 11-22, 1999	17
14	Sept. 11-26, 2002	23	11	May 3-15, 2001	25
13	May 19-June 2, 1985	17	11	Aug. 5-7, 2001	24
13	Sept. 1-15, 1999	22	11	July 14-26, 2002	19
13	May 6-19, 2003	17	11	Aug. 28-Sept. 9, 2007	18
13	July 3-10, 2010	28	11	Aug. 5-18, 2009	20
13	June 22-July 5, 2011	21	10	July 31-Aug. 11, 1984	12
13	July 27-Aug. 9, 2018	24	10	May 29-June 8, 1993	22
12	June 2-14, 1987	25	10	June 9-19, 1996	14
12	April 11-23, 2000	29	10	Sept. 27-Oct. 6, 2001	12
12	May 1-13, 2000	29	10	April 9-20, 2002	17
12	July 25-Aug. 6, 2004	19	10	May 29-June 8, 2002	15
12	Aug. 6-18, 2011	20	10	Aug. 25-Sept. 5, 2003	12
12	Aug. 26-Sept. 8, 2014	19	10	April 6-17, 2004	10
12	July 17-30, 2015	20	10	April 4-14, 2007	13
12	Aug. 1-13, 2015	22	10	July 25-Aug. 3, 2010	23
12	Aug. 28-Sept. 9, 2021	28	10	May 17-27, 2014	20
			10	May 21-31, 2015	16
			10	Sept. 18-27, 2020	10
			10	July 29-Aug. 7, 2021	14

BIOGRAPHIES | LAST SEASON | HISTORY | RECORDS | OPPONENTS | PLAYER DEV. | MEDIA & MISC.



INDIVIDUAL RECORDS

YEARLY HOME RUN LEADERS

AT HOME

YEAR	PLAYER	HR	YEAR	PLAYER	HR	YEAR	PLAYER	HR	YEAR	PLAYER	HR
1977	Ron Fairly	10	1988	Fred McGriff	18	2000	Carlos Delgado	30	2012	Edwin Encarnacion	23
1978	John Mayberry	12	1989	Fred McGriff	18	2001	Jose Cruz Jr.	15	2013	Jose Bautista	14
1979	John Mayberry	13	1990	Kelly Gruber	23	2002	Carlos Delgado	17		Colby Rasmus	14
1980	Otto Velez	12	1991	Joe Carter	23	2003	Carlos Delgado	24	2014	Edwin Encarnacion	19
1981	John Mayberry	10	1992	Joe Carter	21	2004	Carlos Delgado	18	2015	Josh Donaldson	24
1982	Jesse Barfield	11	1993	Joe Carter	21	2005	Vernon Wells	28	2016	Josh Donaldson	21
	Willie Upshaw	11	1994	Joe Carter	18	2006	Troy Glaus	25	2017	Justin Smoak	19
1983	Jesse Barfield	22	1995	Joe Carter	13	2007	Frank Thomas	19	2018	Randal Grichuk	17
1984	George Bell	12	1996	Ed Sprague	17	2008	Vernon Wells	11	2019	Randal Grichuk	19
1985	Jesse Barfield	15	1997	Carlos Delgado	17	2009	Aaron Hill	21	2020	Randal Grichuk	7
1986	Jesse Barfield	16	1998	Jose Canseco	25	2010	Jose Bautista	33	2021	Vladimir Guerrero Jr.	31
1987	George Bell	19	1999	Shawn Green	20	2011	Jose Bautista	20			

ON THE ROAD

YEAR	PLAYER	HR	YEAR	PLAYER	HR	YEAR	PLAYER	HR	YEAR	PLAYER	HR
1977	3 players tied	9	1989	Fred McGriff	18	2001	Carlos Delgado	26	2013	Edwin Encarnacion	24
1978	2 players tied	10	1990	Fred McGriff	21	2002	Carlos Delgado	16	2014	Jose Bautista	17
1979	2 players tied	8	1991	Kelly Gruber	12	2003	Vernon Wells	20	2015	Edwin Encarnacion	21
1980	John Mayberry	20	1992	2 players tied	13	2004	Carlos Delgado	14	2016	Edwin Encarnacion	22
1981	John Mayberry	7	1993	John Olerud	15	2005	Vernon Wells	14	2017	Josh Donaldson	19
1982	Willie Upshaw	10	1994	Joe Carter	9	2006	Troy Glaus	13		Justin Smoak	19
1983	Cliff Johnson	12	1995	Joe Carter	12	2007	Matt Stairs	14	2018	Justin Smoak	14
1984	George Bell	14	1996	Ed Sprague	19	2008	Vernon Wells	9	2019	Randal Grichuk	12
1985	George Bell	18	1997	Carlos Delgado	13	2009	Adam Lind	21	2020	Teoscar Hernández	10
1986	Jesse Barfield	24	1998	Jose Canseco	21	2010	Jose Bautista	21	2021	Marcus Semien	23
1987	George Bell	28	1999	Carlos Delgado	27	2011	Jose Bautista	23			
1988	Fred McGriff	16	2000	3 Players	16	2012	Edwin Encarnacion	19			

MOST HOME RUNS, ONE MONTH

MONTH	TEAM HIGH	INDIVIDUAL HIGH
March/April	43-2000	Carlos Delgado, 10 – 2001
April	43-2000	Carlos Delgado, 10 – 2001
May	54-2010	Edwin Encarnacion, 16 – 2014
June	48-2000/2019	Jose Bautista, 14 – 2012
July	44-2000	Shawn Green, 11 – 1999/Jose Bautista, 11 – 2010
August	51-2019	C. Delgado, 12 – 1999/J. Cruz Jr., 12 – 2001/J. Bautista, 12 – 2010/ J. Donaldson, 12 – 2017
September	55-2021	Marcus Semien, 12 – 2021
Sept./Oct.	66-2021	Marcus Semien, 13 – 2021

HOME RUN TRIOS, ONE SEASON

TOTAL	YEAR	PLAYERS
125	2021	Guerrero Jr. – 48, Semien – 45, Hernández – 32
120	2015	Donaldson – 41, Bautista – 40, Encarnacion – 39
119	1998	Canseco – 46, Delgado – 38, Green – 35
114	2000	Batista – 41, Delgado – 41, Fullmer – 32
112	1999	Delgado – 44, Green – 42, Batista – 26
111	2010	Bautista – 54, Wells – 31, Hill – 26
103	2016	Encarnacion – 42, Donaldson – 37, Saunders/Tulowitzki – 24
101	1987	Bell – 47, Barfield – 28, Moseby – 26
100	2001	Delgado – 39, Cruz Jr. – 34, Mondesi – 27

HOME RUN DUOS, ONE SEASON

TOTAL	YEAR	PLAYERS
93	2021	Guerrero Jr. – 48, Semien – 45
86	1999	Delgado – 44, Green – 42
85	2010	Bautista – 54, Wells – 31
84	1998	Canseco – 46, Delgado – 38
82	2000	Batista – 41, Delgado – 41
81	2015	Donaldson – 41, Bautista – 40

BIographies

LAST SEASON

HISTORY

RECORDS

OPPONENTS

PLAYER DEV.

MEDIA & MISC.



MOST PLAYERS 10 OR MORE HOME RUNS IN A SEASON

13 –	2019 -	Bichette, Biggio, Drury, Galvis, Grichuk, Guerrero Jr., Gurriel Jr., Hernández, Jansen, McKinney, Smoak, Sogard, Tellez
11 –	2018 -	Diaz, Granderson, Grichuk, Gurriel Jr., Hernández, Martin, Morales, Pillar, Smoak, Solarte, Travis
9 –	1983 -	Barfield, Bonnell, Johnson, Martinez, Moseby, Mulliniks, Orta, Upshaw, Whitt
	1987 -	Barfield, Bell, Fielder, Gruber, McGriff, Moseby, Mulliniks, Upshaw, Whitt
	2006 -	Glaus, Hillenbrand, Hinske, Johnson, Molina, Overbay, Rios, Wells, Zaun
	2007 -	Thomas, Rios, Glaus, Wells, Stairs, Hill, Lind, Zaun, Overbay
	2009 -	Hill, Lind, Barajas, Overbay, Wells, Rios, Bautista, Scutaro, Ruiz
	2010 -	Bautista, Wells, Hill, Lind, Encarnacion, Buck, Overbay, Gonzalez, Snider

FOUR HOME RUN GAMES

BLUE JAYS (1)

PLAYER	DATE	H/A	OPPONENT	PITCHERS
CARLOS DELGADO	Sept. 25, 2003	H	Tampa Bay	Jorge Sosa (2), Joe Kennedy, Lance Carter

OPPONENTS (0)

No opponent has ever hit four home runs in a game vs. the Blue Jays.

THREE HOME RUN GAMES

BLUE JAYS (22)

PLAYER	DATE	H/A	OPPONENT	PITCHERS
Otto Velez	May 4, 1980	H	Cleveland (G1)	Spillner, Garland, Monge
Ernie Whitt	Sept. 14, 1987	H	Baltimore	Dixon (2), Arnold
George Bell	April 4, 1988	A	Kansas City	Saberhagen (3)
Joe Carter	Aug. 23, 1993	H	Cleveland	Lopez (2), Hernandez
Darnell Coles	July 5, 1994	A	Minnesota	Mahomes, Casian (2)
Carlos Delgado	Aug. 4, 1998	A	Texas	Stottlemire, Gunderson, Patterson
Carlos Delgado	Aug. 6, 1999	A	Texas	Helling (2), Zimmerman
Darrin Fletcher	Aug. 27, 2000	A	Texas	Helling (3)
Carlos Delgado	April 4, 2001	A	Tampa Bay	Wilson, Creek, Hill
Carlos Delgado	April 20, 2001	A	Kansas City	Suzuki, Cogan, Hernandez
Chris Woodward	Aug. 7, 2002	H	Seattle	Piniero (2), Sasaki
Vernon Wells	May 30, 2006	H	Boston	Beckett (2), Riske
Frank Thomas	Sept. 17, 2007	H	Boston	Wakefield (2), Snyder
Adam Lind	Sept. 29, 2009	A	Boston	Buchholz (2), Saito
John Buck	April 29, 2010	H	Oakland	Duchscherer, Blevins, Breslow
Edwin Encarnacion	May 21, 2010	A	Arizona	Haren (2), Gutierrez
Jose Bautista	May 15, 2011	A	Minnesota	Duensing, Slowey (2)
Edwin Encarnacion	Aug. 29, 2015	H	Detroit	Farmer, Knudson, Wilson
Michael Saunders	June 17, 2021	A	Baltimore	Wright, Jimenez (2)
Josh Donaldson	Aug. 28, 2016	H	Minnesota	Gibson, Light, Wimmers
Kendrys Morales	Aug. 31, 2017	A	Baltimore	Hellickson, Givens (2)
Vladimir Guerrero Jr.	April 27, 2021	H	Washington	Scherzer (2), Finnegan

OPPONENTS (21)

PLAYER	DATE	H/A	OPPONENT	PITCHERS
John Mayberry	June 1, 1977	H	Kansas City	Johnson, Willis, Bruno
Cliff Johnson	June 30, 1977	H	New York (AL)	Garvin (3)
Eddie Murray	Sept. 14, 1980	H	Baltimore	Todd (2), Barlow
Jim Rice	Aug. 29, 1983 (2nd g)	H	Boston	Acker (2), Moffitt
Jose Canseco	July 3, 1988	H	Oakland	Stottlemire (2), Henke
Cecil Fielder	May 6, 1990	H	Detroit	Key (2), Wells
Tom Brunansky	Sept. 29, 1990	A	Boston	Stottlemire, Ward, Leucken
Cecil Fielder	April 16, 1996	H	Detroit	Hanson, Carrara, Riskey
Ken Griffey, Jr.	April 25, 1997	H	Seattle	Clemens (2), Timlin
Manny Ramirez	Sept. 15, 1998	A	Cleveland	Stieb (2), Quantrill
Alex Rodriguez	April 16, 2000	H	Seattle	Carpenter (2), Borbon
Alex Rodriguez	Aug. 17, 2002	A	Texas	Parris (2), Thurman
Tony Clark	Aug. 28, 2004	H	New York (AL)	Lilly, Frasor, Ligtnerberg
Jayson Werth	May 16, 2008	A	Philadelphia	Purcey (2), Litch
Jose Lopez	Sept. 22, 2010	H	Seattle	Drabek, Talliet, Camp
Chris Davis	Aug. 24, 2012	A	Baltimore	Villanueva (2), Delabar
Will Middlebrooks	April 6, 2013	H	Boston	Dickey (2), Bush
Josh Reddick	Aug. 9, 2013	H	Oakland	Rogers, Wagner, J. Perez
Byron Buxton	Aug. 27, 2017	H	Minnesota	Biagini, Dermody, Mayza
Kyle Higashioka	Sept. 16, 2020	A	New York (AL)	Roark, Waguespack, Perez
Ryan Mountcastle	June 19, 2021	A	Baltimore	Manoah (2), Kay



MULTIPLE 20-PLUS HOME RUN SEASONS

(4 OR MORE SEASONS)

9 – Carlos Delgado 1996 (25), 1997 (30), 1998 (38), 1999 (44), 2000 (41), 2001 (39), 2002 (33), 2003 (42), 2004 (32)	6 – George Bell 1984 (26), 1985 (28), 1986 (31), 1987 (47), 1988 (24), 1990 (21)
8 – Jose Bautista 2010 (54), 2011 (43), 2012 (27), 2013 (28), 2014 (35), 2015 (20), 2016 (22), 2017 (23)	6 – Edwin Encarnacion 2010 (21), 2012 (42), 2013 (36), 2014 (34), 2015 (39), 2016 (42)
7 – Joe Carter 1991 (33), 1992 (34), 1993 (33), 1994 (27), 1995 (25), 1996 (30), 1997 (21)	4 – Jesse Barfield 1983 (27), 1985 (27), 1986 (40), 1987 (28)
7 – Vernon Wells 2002 (23), 2003 (33), 2004 (23), 2005 (28), 2006 (32), 2008 (20), 2010 (31)	4 – Fred McGriff 1987 (20), 1988 (34), 1989 (36), 1990 (35)
	4 – Adam Lind 2009 (35), 2010 (23), 2011 (26), 2013 (23)

CONSECUTIVE GAME HOME RUNS

In 2018, **KENDRYS MORALES** set a franchise record, homering in **SEVEN CONSECUTIVE GAMES** from Aug. 19-26, connecting for eight total home runs...The streak is tied for 4th longest all-time, one back of the leaders, and is the longest ever by a switch-hitter...Below is a list of Blue Jays who have homered in at least four consecutive games.

SEVEN STRAIGHT GAMES

(With at least 1 AB in the contest)

Kendrys Morales – Aug. 19-26, 2018 (8 HR)

SIX STRAIGHT GAMES

(With at least 1 AB in the contest)

Jose Cruz Jr. – Sept. 29-Oct. 5, 2001 (6 HR)

FIVE STRAIGHT GAMES

(With at least 1 AB in the contest)

Jose Bautista – Aug. 26-31, 2014 (5 HR)

FOUR STRAIGHT GAMES

(With at least 1 AB in the contest)

George Bell – Aug. 23-26, 1985 (4 HR)

Joe Carter – June 20-23, 1991 (5 HR)

– June 14-18, 1996 (4 HR)

Carlos Delgado – June 3, 5-7, 1997 (4 HR)

– Aug. 8-11, 1999 (5 HR)

Shawn Green – April 5, 7-9, 1998 (4 HR)
Jose Canseco – Sept. 4-7, 1998 (4 HR)
Vernon Wells – June 19-22, 2003 (5 HR)
Josh Phelps – Aug. 29-Sept. 3, 2003 (4 HR)
Jose Bautista – Sept. 28-Oct. 2, 2009 (4 HR)
Edwin Encarnacion – Sept. 30-Oct. 3, 2010 (5 HR)

– April 27-30, 2012 (4 HR)
– April 23-26, 2013 (5 HR)
– Sept. 28-Oct. 3, 2015 (4 HR)

– June 14-17, 2011 (4 HR)
Adam Lind – Sept. 13-18, 2013 (4 HR)
Colby Rasmus – April 4-8, 2014 (4 HR)

– May 25-29, 2015 (5 HR)
Melky Cabrera – May 28-Sept. 1, 2018 (4 HR)
Josh Donaldson – Aug. 28-Sept. 1, 2018 (4 HR)

Justin Smoak – Aug. 9-Aug. 14, 2020 (4 HR)
Bo Bichette – Aug. 16-Aug. 19, 2021 (5 HR)
Randal Grichuk – Vladimir Guerrero Jr. – June 11-June 14, 2021 (4 HR)

Teoscar Hernández – Aug. 14-Aug. 18, 2021 (4 HR)

MOST HOME RUNS IN A SEASON SERIES

(8 OR MORE)

YEAR	NAME	OPPONENT	HR	YEAR	NAME	OPPONENT	HR
1980	John Mayberry	New York (AL)	8	2014	Jose Bautista	New York (AL)	8
2000	Tony Batista	Baltimore	9	2017	Josh Donaldson	Tampa Bay	8
2001	Jose Cruz Jr.	New York (AL)	9	2019	Randal Grichuk	New York (AL)	8
2002	Carlos Delgado	Tampa Bay	8	2021	Bo Bichette	New York (AL)	8
2003	Carlos Delgado	Tampa Bay	8		Vladimir Guerero Jr.	Baltimore	12
2006	Vernon Wells	Boston	8		Marcus Semien	New York (AL)	8
2010	Jose Bautista	Boston	8				
	Jose Bautista	Baltimore	9				
	Vernon Wells	Texas	8				

ALL-TIME LONGEST HOMERLESS STRETCHES

ORGANIZED BY AT-BATS

ALFREDO GRIFFIN

DATES OF HOME RUNS	PITCHER	SPAN OF DROUGHT
July 30, 1980 vs. Oakland	Langford	255 Games, 956 At-Bats
July 26, 1982 at Boston	Eckersley	

BOB BAILOR

DATES OF HOME RUNS	PITCHER	SPAN OF DROUGHT
May 7, 1978 at Seattle	Pole	228 Games, 845 At-Bats
Aug. 22, 1979 at Seattle	Honeycutt	

OTIS NIXON

DATES OF HOME RUNS	PITCHER	SPAN OF DROUGHT
Apr. 16, 1996 vs. Detroit	Gohr	205 Games, 806 At-Bats
Aug. 1, 1997 at Detroit	Moehler	

MANNY LEE

DATES OF HOME RUNS	PITCHER	SPAN OF DROUGHT
June 17, 1990 at New York	Lapointe	245 Games, 804 At-Bats
May 6, 1992 at Seattle	Acker	

GARTH IORG

DATES OF HOME RUNS	PITCHER	SPAN OF DROUGHT
Aug. 2, 1980 vs. California	Laroche	240 Games, 771 At-Bats
Sept. 28, 1982 vs. Minnesota	Viola	



LEADOFF HOME RUNS (TOR -148/OPP. – 127)

BLUE JAYS (148)

PLAYER	TIMES	LAST DATE	LAST TEAM
Devon White	22	6/20/1995	at MIL
Shannon Stewart	15	11/7/2003	NY
Alex Rios	9	5/15/2007	BAL
Damaso Garcia	7	5/25/1986	at CLE
Jose Cruz Jr.	7	4/9/2001	NY
Reed Johnson	7	7/23/2007	MIN
Jose Bautista	6	6/28/2017	BAL
Lloyd Moseby	5	7/9/1989	at MIL
Tony Fernandez	5	5/5/1990	DET
Frank Menechino	4	5/8/2004	CLE
Fred Lewis	4	7/17/2010	at BAL
Jose Reyes	4	6/25/2014	NY
Devon Travis	4	8/6/2016	at KC
Marcus Semien	4	7/1/2021	SEA
George Springer	4	10/3/2021	BAL
Marco Scutaro	3	4/30/2009	at KC
Brett Lawrie	3	5/2/2013	BOS
Melky Cabrera	3	4/6/2014	NY
Eric Sogard	3	6/11/2019	at BAL
Teoscar Hernández	3	7/27/2020	at WAS
Bo Bichette	3	9/9/2021	at NY

PLAYER	TIMES	LAST DATE	LAST TEAM
Rick Bosetti	2	9/21/1978	NY
Frank Catalanotto	2	7/9/2003	DET
Josh Donaldson	2	5/19/2015	LAA
Curtis Granderson	2	7/27/2018	at CWS
Bob Bailor	1	4/27/1977	at CLE
Alfredo Griffin	1	8/29/1979	OAK
Rickey Henderson	1	1/9/1993	at OAK
Alex Gonzalez	1	9/19/1995	at NY
Jacob Brumfield	1	6/13/1996	at CAL
Russ Adams	1	9/22/2004	at NY
Brad Wilkerson	1	5/20/2008	LAA
Travis Snider	1	9/29/2010	NY
Yunel Escobar	1	6/15/2011	BAL
Rajai Davis	1	7/30/2012	SEA
Ezequiel Carrera	1	7/30/2017	LAA
Norichika Aoki	1	8/22/2017	at TB
Steve Pearce	1	4/8/2018	at TEX
Billy McKinney	1	9/25/2019	BAL
Cavan Biggio	1	8/7/2020	at BOS

LEADING OFF

The most leadoff home runs in one season:

Six Times: Devon White (1991)

Five Times: Devon White (1992), Devon White (1993)

Four Times: Devon White (1994), Shannon Stewart (2000), Jose Cruz Jr. (2001), Frank Menechino (2004), Alex Rios (2006, 2007), Fred Lewis (2010), Jose Bautista (2016), Marcus Semien (2021), George Springer (2021)

BLUE JAYS, HOME RUN ON FIRST PITCH OF GAME

***SINCE 1988 WHEN PITCH COUNTS BEGAN TO BE RECORDED**

Devon White	July 21, 1991 vs. TEX	Brett Lawrie	July 22, 2012 vs. BOS
Devon White	May 24, 1993 vs. MIL	Jose Reyes	Aug. 6, 2013 vs. SEA
Devon White	May 12, 1995 vs. MIL	Jose Reyes	June 17, 2014 at NY
Jose Cruz Jr.	Aug. 19, 2001 vs. TEX	Jose Reyes	June 25, 2014 vs. NYY
Shannon Stewart	April 5, 2002 vs. MIN	Jose Bautista	Aug. 31, 2016 at BAL
Alex Rios	April 13, 2007 vs. DET	Steve Pearce	April 8, 2018 at TEX
Alex Rios	May 8, 2007 vs. BOS	George Springer	July 31, 2021 vs. KC
Jose Bautista	Sept. 29, 2009 vs. BOS	George Springer	Aug. 4, 2021 vs. CLE
Fred Lewis	July 17, 2010 vs. BAL		

HOMERING FROM BOTH SIDES – BLUE JAYS (SAME GAME)

Date	Batter	Pitcher	OPP	Cty	In	On	Date	Batter	Pitcher	OPP	Cty	In	On		
1	May 10/91	Roberto Alomar	Bobby Thigpen	CWS	TOR	9	0	6	July 28/14	Melky Cabrera	Clay Buchholz	BOS	BOS	1	1
			Scott Radinsky	CWS	TOR	11	0				Felix Doubront	BOS	BOS	6	2
2	June 1/92	Devon White	John Smiley	MIN	MIN	1	0	7	July 1/15	Justin Smoak	Rick Porcello	BOS	TOR	1	1
			Carl Willis	MIN	MIN	10	0				Robbie Ross	BOS	TOR	3	0
3	May 3/95	Roberto Alomar	Jim Abbott	CWS	TOR	3	0	8	July 7/17	Kendrys Morales	Sean Manaea	OAK	TOR	5	0
			Roberto Hernandez	CWS	TOR	9	0				Blake Treinen	OAK	TOR	9	0
4	Aug. 24/97	Jose Cruz Jr.	Ricky Bones	KC	KC	1	0	9	June 15/18	Yangervis Solarte	Gio Gonzalez	WAS	TOR	2	0
			Larry Casian	KC	KC	13	1				Justin Miller	WAS	TOR	7	1
5	Sept. 13/06	Gregg Zaun	Cha Seung Baek	SEA	SEA	2	0	10	July 13/18	Justin Smoak	Rick Porcello	BOS	BOS	3	0
			Jose Jimenez	SEA	SEA	4	3				Robby Scott	BOS	BOS	9	1



BLUE JAYS (105)

Player	Number	Last Date	Team
Adam Lind	4	9/20/2013	at BOS
Jesse Barfield	4	7/3/1988	OAK
Ernie Whitt	4	8/1/1984	KC
Ezequiel Carrera	3	4/18/2017	BOS
Colby Rasmus	3	9/6/2014	at BOS
Willie Greene	3	9/5/1999	at KC
Cliff Johnson	3	6/13/1986	DET
Otto Velez	3	7/4/1979	at DET
Rowdy Tellez	2	9/2/2019	at ATL
Danny Valencia	2	6/26/2015	TEX
Rod Barajas	2	8/26/2009	TB
Alex Rios	2	4/14/2008	at BAL
Matt Stairs	2	8/29/2007	at OAK
Eric Hinske	2	8/19/2005	at DET
Chris Gomez	2	9/11/2004	at TEX
Jose Cruz Jr	2	9/15/2002	TB
Kelly Gruber	2	6/13/1989	at MIL
Fred McGriff	2	5/23/1988	at MIL
Buck Martinez	2	6/14/1986	DET
Jeff Burroughs	2	9/25/1985	BOS
Rance Mulliniks	2	6/12/1985	at NYY
Willie Aikens	2	4/27/1985	at TEX
Doug Ault	2	8/7/1980	at CLE
Rico Carty	2	9/22/1979	NYN
Al Woods	2	4/21/1977	at NYY
Reese McGuire	1	9/29/2018	at TB
Justin Smoak	1	8/31/2018	at MIA
Kendrys Morales	1	6/24/2018	at LAA
Edwin Encarnacion	1	5/16/2015	at HOU
John Mayberry Jr.	1	9/14/2014	TB
Dioner Navarro	1	9/2/2014	at TB
Steve Tolson	1	7/5/2014	at OAK
Juan Francisco	1	6/20/2014	at CIN
Erik Kratz	1	3/31/2014	at TB
Mark DeRosa	1	5/6/2013	at TB
Yan Gomes	1	6/11/2012	WSH
Lyle Overbay	1	5/18/2008	at PHI
Gregg Zaun	1	4/10/2007	KC
Shea Hillenbrand	1	6/9/2006	DET
Reed Johnson	1	7/1/2005	at BOS
Orlando Hudson	1	5/30/2005	at SEA
Russ Adams	1	9/29/2004	at BAL
Darrin Fletcher	1	6/23/2002	at ARI
Tom Wilson	1	5/24/2002	CLE
Dave Burg	1	4/5/2002	MIN
Tony Fernandez	1	9/4/2001	NYN
Jacob Brumfield	1	6/8/1999	at NYM
Juan Samuel	1	6/22/1998	MON
Robert Perez	1	6/13/1997	at PHI
John Olerud	1	6/1/1996	KC
Charlie O'Brien	1	5/12/1996	BOS
Carlos Delgado	1	5/23/1995	KC
Michael Huff	1	5/30/1994	OAK
Darnell Coles	1	5/21/1993	MIN
Pat Borders	1	9/20/1991	at OAK
Lee Mazzilli	1	9/9/1989	at CLE
Nelson Liriano	1	5/5/1989	CAL
Cecil Fielder	1	9/4/1987	SEA
Juan Beniquez	1	7/24/1987	MIN
Garth Iorg	1	6/15/1986	DET
Rick Leach	1	6/14/1986	DET
George Bell	1	8/14/1984	at CLE
Mickey Klutts	1	4/29/1983	CWS
Willie Upshaw	1	4/24/1981	at NYY
Bob Davis	1	6/14/1980	at CLE
Roy Howell	1	5/6/1980	at CAL
Sam Ewing	1	7/1/1978	CLE
John Mayberry	1	6/26/1978	BAL
Doug Rader	1	8/24/1977	at SEA

PH HOME RUN LEADERS

The Blue Jays franchise has connected 105 times for pinch-hit home runs during regular season games...Jesse Barfield on April 24, 1982 vs. Boston at Exhibition Stadium hit the Blue Jays' first pinch-hit grand slam...Alvis Woods in Toronto's first ever game, on April 7, 1977 vs. the Chicago White Sox, hit the first pitch of his first Major League career at-bat for the Blue Jays' first pinch-hit home run...Ed Sprague has the only pinch-hit home run in the postseason, which came on Oct. 18, 1992, Game 2 of the World Series vs. Atlanta...On June 30, 1999 vs. the Orioles, Willie Greene became the 16th player in AL history to hit home runs in consecutive pinch-hit at-bats...In 2014, Colby Rasmus tied Willie Greene (1999) for the most PH-HR in a single season with three...The club record for most PH-HR in a single season is nine, recorded in 2014... The nine PH-HR rank T-2nd most in AL history (record is 11 by Baltimore in 1982) and the most by any AL club since California in 1987.



INSIDE-THE-PARK HOME RUNS (TOR – 30/OPP. – 37)

BLUE JAYS (30)

HR	DATE	D/N	BATTER	POS	BAT		PITCHER	OPP	H/A	IN	ON	OUT
					ORD							
1	Aug. 21/77	D	Doug Rader	DH	5		Frank Tanana	CAL	A	5	0	2
2	July 9/79	N	Al Woods	LF	6		Lary Sorensen	MIL	H	2	0	0
3	Aug. 28/79	D	Alfredo Griffin	SS	1		Rick Langford	OAK	H	5	1	2
4	Sept. 17/80	N	Roy Howell	3B	3		Tim Lollar	NYG	A	10	1	2
5	April 25/81	D	Lloyd Moseby	CF	1		Bill Castro	NYG	A	9	1	2
6	June 7/82	N	Willie Upshaw	1B	3		John Denny	CLE	H	3	1	2
7	April 14/83	D	Willie Upshaw	1B	7		John Augustine	MIL	H	2	0	2
8	May 25/83	N	Jorge Orta	DH	4		Dan Petry	DET	H	4	0	0
9	May 30/83	N	Lloyd Moseby	CF	7		Dan Petry	DET	A	9	1	2
10	Sept. 14/83	N	Barry Bonnell	CF	5		Matt Young	SEA	A	2	0	0
11	June 6/84	N	George Bell	RF	6		Aurelio Lopez	DET	A	8	0	1
12	Aug. 10/84	N	Tony Fernandez	SS	9		Dennis Martinez	BAL	H	3	0	2
13	June 12/86	N	Kelly Gruber	2B	7		Bill Scherrer	DET	H	7	2	2
14	May 16/88	N	Kelly Gruber	3B	6		Jeff Bittiger	CWS	A	8	0	2
15	June 2/89	N	Junior Felix	RF	1		Bob Stanley	BOS	A	9	3	2
16	July 11/91	N	Rance Mulliniks	DH	5		Kevin Brown	TEX	H	8	0	2
17	June 1/92	N	Devon White	CF	1		Carl Willis	MIN	A	10	0	1
18	June 18/93	N	Roberto Alomar	2B	2		Tony Fossas	BOS	A	8	0	0
19	April 25/94	N	Paul Molitor	DH	3		David Cone	KC	A	1	0	2
20	June 17/95	D	Paul Molitor	CF	2		Kenny Rogers	TEX	H	5	0	2
21	July 28/98	N	Shannon Stewart	DH	3		Eric Gundersen	TEX	H	8	1	1
22	Sept. 7/98	D	Shannon Stewart	LF	1		Steve Karsay	CLE	H	3	2	2
23	Sept. 22/98	N	Tony Fernandez	3B	6		Mike Mussina	BAL	H	4	0	1
24	Aug. 6/99	N	Carlos Delgado	DH	5		Jeff Zimmerman	TEX	A	8	0	1
25	July 7/01	D	Cesar Izturis	2B	9		Guillermo Mota	MON	H	6	1	1
26	May 11/02	D	Raul Mondesi	RF	5		Barry Zito	OAK	A	6	0	2
27	July 17/02	N	Ken Huckaby	C	8		Jason Johnson	BAL	H	2	1	1
28	Sept. 13/03	D	Greg Myers	DH	5		Pat Hentgen	BAL	H	4	1	2
29	July 7/10	N	Jose Bautista	RF	3		Kevin Slowey	MIN	H	5	1	2
30	May 6/17	D	Ezequiel Carrera	LF	2		Jake Odorizzi	TB	A	1	0	1

OPPONENTS (37)

DATE	BATTER	TEAM	PITCHER	CITY	IN	ON	
1	May 5/77	Cecil Cooper	MIL	Jerry Garvin	TOR	5	1
2	July 23/77	Alan Bannister	CWS	Dave Lemanczyk	TOR	3	0
3	July 25/77	Ron LeFlore	DET	Mike Willis	DET	6	0
4	April 7/79	Arnos Otis	KC	Jim Clancy	KC	1	1
5	May 8/79	Ken Landreaux	MIN	Balor Moore	MIN	7	0
6	June 10/79	Jim Essian	OAK	Mike Willis	OAK	5	3
7	Aug. 15/80	George Brett	KC	Jesse Jefferson	KC	1	2
8	Aug. 20/80	Mike Cubbage	MIN	Jackson Todd	MIN	6	1
9	June 9/81	Wayne Northcote	CWS	Luis Leal	CWS	4	1
10	July 21/82	Willie Wilson	KC	Dale Murray	TOR	8	1
11	Sept. 30/82	Kent Hrbek	MIN	Luis Leal	TOR	1	1
12	May 25/83	Kirk Gibson	DET	Jim Gott	TOR	1	1
13	Sept. 27/83	Gary Pettis	CAL	Luis Leal	CAL	2	0
14	July 4/84	Rob Picciolo	CAL	Dave Stieb	TOR	3	0
15	Oct. 2/85	Kirk Gibson	DET	Dave Stieb	DET	6	0
16	June 29/87	Ron Kittle	NYA	John Cerutti	TOR	1	1
17	April 7/88	Kurt Stillwell	KC	Jim Clancy	KC	6	1
18	May 27/88	Ivan Calderon	CWS	Mike Flanagan	TOR	7	0
19	Sept. 4/88	Jim Sundberg	TEX	Frank Willis	TOR	4	0
20	July 17/93	Brian McRae	KC	Danny Cox	TOR	9	1
21	July 21/94	Rusty Greer	TEX	Pat Hentgen	TOR	2	0
22	May 24/97	Darin Erstad	ANA	Woody Williams	TOR	3	0
23	July 26/98	Nomar Garciaparra	BOS	Pat Hentgen	BOS	7	2
24	June 20/03	Andy Chavez	MON	Jeff Tam	MON	8	0
25	Aug. 26/03	Kevin Millar	BOS	Aquilino Lopez	BOS	9	0
26	April 6/05	Carl Crawford	TB	Josh Towers	TB	3	0
27	July 5/05	Bobby Crosby	OAK	Pete Walker	TOR	6	1
28	June 19/08	Prince Fielder	MIL	A.J. Burnett	MIL	5	0
29	July 4/10	Brett Gardner	NYG	Brandon Morrow	NYG	6	1
30	June 6/11	Drew Stubbs	CIN	Jo-Jo Reyes	CIN	6	0
31	Sept. 25/11	Ben Zobrist	TB	Brett Cecil	TB	1	0
32	Aug. 2/14	Jon Singleton	HOU	Brett Cecil	HOU	8	1
33	June 25/16	Brett Lawrie	CWS	RA Dickey	CWS	2	0
34	Aug. 19/16	Tyler Naquin	CLE	Roberto Osuna	CLE	9	0
35	June 21/17	Joey Gallo	TEX	Joe Biagini	TEX	5	0
36	May 28/19	Avisail Garcia	TB	Clayton Richard	TB	3	0
37	Aug. 27/21	Victor Reyes	DET	Tim Mayza	DET	8	0



EXTRA-INNING HOME RUNS (TOR – 127/OPP. – 126)

BLUE JAYS (127)

PLAYER	TIMES	LAST DATE	OPP.	PLAYER	TIMES	LAST DATE	OPP.
George Bell	6	6/22/90	NY Yankees	Lloyd Moseby	1	5/10/86	at SEA
Ernie Whitt	5	9/5/88	at DET	Cecil Fielder	1	8/4/87	SEA
Jesse Barfield	4	6/6/87	BAL	Tony Fernandez	1	7/3/88	OAK
Jose Cruz Jr.	4	8/11/01	at ANA	Junior Felix	1	6/4/89	at BOS
Jose Bautista	4	4/21/17	at LAA	Mark Whitten	1	4/12/91	MIL
Otto Velez	3	5/4/80	CLE	Roberto Alomar	1	5/10/91	CWS
Fred McGriff	3	5/25/90	at SEA	Pat Borders	1	9/24/91	at CAL
Alex S. Gonzalez	3	7/25/01	at BOS	Rob Ducey	1	10/6/91	at MIN
Vernon Wells	3	7/20/06	NY Yankees	Devon White	1	6/1/92	at MIN
Aaron Hill	3	5/27/09	at BAL	Carlos Delgado	1	8/20/96	at KC
Edwin Encarnacion	3	6/10/16	BAL	Kevin Brown	1	8/15/98	ANA
Cliff Johnson	2	6/21/86	NY Yankees	Raul Mondesi	1	9/24/01	at CLE
John Olerud	2	9/17/92	CLE	Josh Phelps	1	4/5/03	at MIN
Ed Sprague	2	8/3/95	at BAL	Reed Johnson	1	6/15/03	CHC
Joe Carter	2	6/1/96	KC	Shea Hillenbrand	1	5/27/06	CWS
Jose Canseco	2	6/10/98	at FLA	Alex Gonzalez	1	5/7/10	at CWS
Tony Batista	2	7/26/99	at CWS	Yunel Escobar	1	4/4/11	OAK
Darrin Fletcher	2	6/1/02	at DET	John McDonald	1	4/22/11	TB
Eric Hinske	2	6/29/02	at MTL	Corey Patterson	1	5/28/11	CWS
Alex Rios	2	5/26/07	at MIN	Brett Lawrie	1	9/5/11	BOS
Gregg Zaun	2	9/6/08	TB	J.P. Arencibia	1	4/5/12	at CLE
Lyle Overbay	2	9/25/10	BAL	Mark DeRosa	1	6/2/13	at SD
Adam Lind	2	6/14/11	BAL	Colby Rasmus	1	9/4/14	at TB
Josh Donaldson	2	6/7/17	at OAK	Russell Martin	1	6/13/15	at BOS
Justin Smoak	2	6/7/17	at OAK	Chris Colabello	1	6/24/15	at TB
Kevin Pillar	2	9/7/18	CLE	Ryan Goins	1	9/1/15	CLE
Teoscar Hernández	2	9/3/20	at BOS	Steve Pearce	1	7/27/17	OAK
Doug Rader	1	7/13/77	at CWS	Curtis Granderson	1	4/24/18	BOS
Bob Bailor	1	7/15/77	DET	Yanervis Solarte	1	5/3/18 (1)	at CLE
Dave McKay	1	8/26/78	MIN	Luke Maile	1	5/11/18	BOS
Craig Kusick	1	8/31/79	SEA	Kendrys Morales	1	6/24/18	at LAA
Roy Howell	1	9/17/80	at NYY	Brandon Drury	1	4/28/19	OAK
Steve Braun	1	9/19/80	at BAL	Rowdy Tellez	1	4/28/19	OAK
John Mayberry	1	4/25/82	BOS	Billy McKinney	1	6/20/19	LAA
Barry Bonnell	1	8/25/83	at BAL	Bo Bichette	1	9/13/19	NY Yankees
Willie Upshaw	1	5/10/84	at BAL	Anthony Alford	1	9/23/19	BAL
Buck Martinez	1	6/6/85	DET	Randal Grichuk	1	8/28/20	BAL
Rance Mullinix	1	6/12/85	at NYY	Lourdes Gurriel Jr.	1	9/3/20	at BOS
Damaso Garcia	1	7/29/85	at BAL	Vladimir Guerrero Jr.	1	5/21/21	TB
Garth Iorg	1	8/11/85	at KC	Marcus Semien	1	5/24/21	TB
Al Oliver	1	8/11/85	at KC				

INNING	# HIT
10	66
11	29
12	16
13	9
14	4
15	2
16	1

FIRST MAJOR LEAGUE HIT AS A HOME RUN

There have been nine Blue Jays to have record a home run for their first Major League hit...They are as follows:

Devon Travis	— April 6, 2015 at NYY
J.P. Arencibia	— Aug. 7, 2010 vs. TB
Ryan Roberts	— Aug. 3, 2006 at NYY
Mark Hendrickson (pitcher)	— June 21, 2003 at MON
Junior Felix	— May 4, 1989 vs. CAL
Kelly Gruber	— Sept. 25, 1984 at BOS
Anthony Johnson	— May 24, 1982 vs. BAL
Steve Staggs	— July 1, 1977 vs. TEX
Al Woods	— April 7, 1977 vs. CWS

HOME RUNS, FIRST MAJOR LEAGUE AT-BAT

When **AL WOODS** batted for Steve Bowling in the 5th inning on Apr. 7, 1977, he became the 11th player in Major League history to hit a home run as a pinch-hitter in his first at-bat.

JUNIOR FELIX became the 11th Major League player to homer on his first big-league pitch on May 4, 1989 vs. California's Kirk McCaskill (solo).

J.P. ARENCIBIA became the 3rd Blue Jay to homer in his first MLB plate appearance and 2nd to do so on the first pitch, on Aug. 7, 2010, off Tampa Bay's James Shields (2R)...Became the 5th player in MLB history to hit two homers in his first game and was the first catcher to do so.



WALK-OFF HOME RUNS (TOR – 90/OPP. – 100)

The Toronto Blue Jays have recorded 90 total walk-off home runs in franchise history...On July 30, 2017 vs. LAA, Steve Pearce capped a dramatic 9th-inning comeback with a walk-off grand slam as the Blue Jays overcame a 10-4 deficit to earn an 11-10 victory...Pearce hit a walk-off grand slam three days earlier in the Jays' 8-4 win in 10 innings against OAK...That is the shortest span between walk-off grand slams by any player in Major League history, the previous shortest being 100 days by the Mariners' Jim Presley in 1986...Pearce, Presley, and Cy Williams for the 1926 Phillies are the only players to have hit two walk-off grand slams in the same season (*courtesy of Elias*)...There have been four walk-off grand slams in team history (Steve Pearce – 2x: 7/30/17 vs. LAA and 7/27/17 vs. OAK; Gregg Zaun – 9/6/08 vs. TB, 13th inning; George Bell – 9/4/88 vs. TEX, 9th inning)...On June 15, 2003 vs. CHC, Reed Johnson hit a leadoff home run and ended the game in the 10th inning with a walk-off blast, becoming then just the 4th player in MLB history to accomplish that feat...The most walk-off home runs hit in a single season by Toronto is six, accomplished in 2011 and again in 2019...In 2015, Josh Donaldson set a club record with three walk-off home runs...Cecil Fielder is the only Blue Jay to hit a pinch-hit walk-off home run, which he accomplished on Sept. 4, 1987 vs. SEA (10th inning-solo HR).

WALK-OFF HR (90)

PLAYER	TIMES	LAST DATE	OPP.	PLAYER	TIMES	LAST DATE	OPP.
Edwin Encarnacion	4	6/10/16	BAL	Randal Grichuk	1	8/27/20	BAL
Justin Smoak	3	9/20/18	TB	Anthony Alford	1	9/23/19	BAL
Josh Donaldson	3	9/27/15	TB	Teoscar Hernández	1	7/27/19	TB
Adam Lind	3	6/14/11	BAL	Danny Jansen	1	6/29/19	KC
Vernon Wells	3	7/20/06	NYN	Billy McKinney	1	6/20/19	LAA
Carlos Delgado	3	7/8/04	SEA	Brandon Drury	1	4/26/19	OAK
Joe Carter	3	7/25/96	OAK	Luke Maile	1	5/11/18	BOS
George Bell	3	5/28/89	CWS	Curtis Granderson	1	4/24/18	BOS
Jesse Barfield	3	6/6/87	BAL	Ryan Goins	1	9/1/15	CLE
Marcus Semien	2	9/3/21	OAK	Corey Patterson	1	5/28/11	CWS
Bo Bichette	2	4/14/21	NYN	John McDonald	1	4/22/11	TB
Kevin Pillar	2	9/7/18	CLE	Yunel Escobar	1	4/5/11	OAK
Steve Pearce	2	7/30/17	LAA	Gregg Zaun	1	9/6/08	TB
Kendrys Morales	2	7/26/17	OAK	Aaron Hill	1	9/15/06	TB
Brett Lawrie	2	5/1/12	TEX	Shea Hillenbrand	1	5/27/06	CWS
Lyle Overbay	2	9/25/10	BAL	Orlando Hudson	1	8/10/05	DET
Reed Johnson	2	5/24/05	BOS	Darrin Fletcher	1	6/30/99	BAL
Eric Hinske	2	7/14/02	BOS	Mike Stanley	1	5/14/98	ANA
Jose Cruz Jr.	2	8/14/01	OAK	Jose Canseco	1	5/12/98	OAK
Tony Batista	2	4/3/00	KC	Jacob Brumfield	1	6/25/99	SEA
Ernie Whitt	2	8/17/86	TEX	Roberto Alomar	1	5/2/95	CWS
Buck Martinez	2	6/14/86	DET	William Canate	1	7/18/93	KC
Lloyd Moseby	2	4/19/83	CLE	John Olerud	1	9/17/92	CLE
Otto Velez	2	5/4/80 (G1)	CLE	Mark Whitten	1	4/12/91	MIL
				Kelly Gruber	1	9/15/90	BAL
				Cecil Fielder	1	9/4/87	SEA
				Damaso Garcia	1	6/27/82	MIN
				Rick Bosetti	1	4/17/80	MIL
				Craig Kuskick	1	8/31/79	SEA
				Roy Howell	1	5/26/79	BOS
				Dave McKay	1	8/26/78	MIN
				Bob Bailor	1	7/15/77	DET

1

2021 HOME RUN FACTS

- Led the Majors with a club-record 262 home runs (257 in 2010)
- Right-handed hitters accounted for 242 homers, the most in a single season in MLB history (2019 Yankees - 223)
- The 262 HR ranks 7th most in MLB history for a single season
- Hit a franchise-record 127 HR on the road, which ranks as the T-15th most by any club in the Majors
- Matched a team record (also 2000 & 2010) with seven players recording at least 20+ HR in a season
- Drilled 62 1st-pitch home runs, 2nd most since tracking began in 1998 (1996 Rockies - 63)
- Toronto not only led the Majors in homers, but also struck out the fewest times (1,218)...The only other team (since tracking began in 1913) to lead MLB in home runs while striking out the least was Cleveland in 1995.



MEDIA & MISC. | PLAYER DEV. | OPPONENTS | RECORDS | HISTORY | LAST SEASON | BIOGRAPHIES

LEADERS

CAREER RECORD

Carlos Delgado	9
George Bell	7
Edwin Encarnacion	6
Vernon Wells	5
Joe Carter	4
Darrin Fletcher	4
Lourdes Gurriel Jr.	4

SEASON RECORD

Lourdes Gurriel Jr.	4	2021
Carlos Delgado	3	1997
Darrin Fletcher	3	2000
Edwin Encarnacion	3	2015
Roy Howell	2	1979
George Bell	2	1985
George Bell	2	1987
Jesse Barfield	2	1988
Ed Sprague	2	1995
Joe Carter	2	1997
Carlos Delgado	2	1998
Tony Batista	2	2000
Carlos Delgado	2	2000
Brad Fullmer	2	2001
Raul Mondesi	2	2001
Carlos Delgado	2	2003
Vernon Wells	2	2003
Josh Phelps	2	2004
Vernon Wells	2	2006
Frank Thomas	2	2007
Jose Bautista	2	2010
Adam Lind	2	2011
Edwin Encarnacion	2	2013
Josh Donaldson	2	2016
Steve Pearce	2	2017
Ryan Goins	2	2017
Curtis Granderson	2	2018
Justin Smoak	2	2018
Vladimir Guerrero Jr.	2	2019
Rowdy Tellez	2	2019
Teoscar Hernández	2	2021

SINGLE SEASON

9	2021
9	2000
8	1989
8	2019
7	1997
7	2006
7	2008
7	2017
7	2018

AT THE ALL-STAR BREAK

(TOP 5)

BATTING LEADERS

AVERAGE

1993 J. Olerud	.395
1999 T. Fernandez	.372
2006 C. Delgado	.363
1994 P. Molitor	.342
2000 S. Stewart	.339

HOME RUNS

2011 J. Bautista	31
1987 G. Bell	29
2000 C. Delgado	28
2003 C. Delgado	28
2021 V. Guerrero Jr.	28

PITCHING LEADERS

ERA

R. Clemens	1.69
D. Stieb	1.87
J. Guzman	2.11
J. Key	2.23
R. Halladay	2.41

RUNS

2016 J. Donaldson	80
2003 C. Delgado	76
2003 V. Wells	75
2000 C. Delgado	74
2011 J. Bautista	73
2000 R. Mondesi	73

RBI

2003 C. Delgado	97
2003 V. Wells	84
1994 J. Carter	80
2000 C. Delgado	80
2016 J. Donaldson	80

WINS

2000 D. Wells	15
1997 R. Clemens	13
2003 R. Halladay	13
2005 R. Halladay	12
2006 R. Halladay	12
2016 J. Happ	12

HITS

2003 V. Wells	121
1993 J. Olerud	120
1986 T. Fernandez	118
2001 S. Stewart	118
2014 M. Cabrera	117

STOLEN BASES

1997 O. Nixon	37
1999 S. Stewart	29
1993 R. Alomar	28
1984 D. Garcia	27
1991 R. Alomar	27

SAVES

2006 B. Ryan	24
1998 R. Myers	23
1993 D. Ward	22
2017 R. Osuna	22
2000 B. Koch	20
2010 K. Gregg	20

STRIKEOUTS

1997 R. Clemens	140
2021 R. Ray	130
2008 A. Burnett	126
1992 J. Guzman	122
2008 R. Halladay	121
2018 J. Happ	121



FIRST HOME RUN AS A BLUE JAY TO BE A GRAND SLAM

Rick Bosetti	May 7, 1978 vs. SEA	Joe Inglett	June 19, 2008 vs. MIL
Glenallen Hill	Sept. 1, 1989 vs. MIN	Kevin Millar	April 16, 2009 vs. MIN
Dick Schofield	May 28, 1994 vs. CAL	Yunel Escobar	July 18, 2010 vs. BAL
Chris Gomez	April 22, 2004 vs. BOS	Kendrys Morales	April 6, 2017 vs. TB
Frank Thomas	April 7, 2007 vs. TB		

YOUNGEST BLUE JAYS TO HIT A GRAND SLAM, ALL-TIME

Vladimir Guerrero Jr.	July 20, 2019 at DET	Anthony Gose	Sept. 10, 2013 vs. LAA
20 years, 126 days		23 years, 31 days	
Vladimir Guerrero Jr.	July 30, 2019 at KC	Rowdy Tellez	April 23, 2019 vs. SF
20 years, 136 days		24 years, 38 days	
Brett Lawrie	Aug. 10, 2011 vs. OAK	Devon Travis	May 3, 2015 at CLE
21 years, 204 days		24 years, 71 days	
Junior Felix	June 2, 1989 vs. BOS	Rowdy Tellez	June 12, 2019 at BAL
21 years, 242 days		24 years, 88 days	
Jesse Barfield	April 24, 1982 vs. BOS	Vernon Wells	April 9, 2003 vs. BOS
22 years, 177 days		24 years, 122 days	

GRAND SLAM RECORD

BLUE JAYS (169)

PLAYER	TIMES	LAST	TEAM	PLAYER	TIMES	LAST	TEAM
Carlos Delgado	9	9/28/2003	CLE	George Springer	1	10/3/2021	BAL
George Bell	7	4/11/1990	TEX	Marcus Semien	1	9/6/2021	at NYY
Edwin Encarnacion	6	8/29/2015	DET	Danny Jansen	1	9/7/2020	NYY
Vernon Wells	5	8/13/2008	at DET	Randal Grichuk	1	9/18/2019	at BAL
Lourdes Gurriel Jr.	4	9/12/2021	at BAL	Brandon Drury	1	8/12/2019	TEX
Darrin Fletcher	4	5/26/2000	at DET	Cavan Biggio	1	6/29/2019	KC
Joe Carter	4	7/23/1997	MIL	Freddy Galvis	1	6/24/2019	at NYY
Vladimir Guerrero Jr.	3	4/27/2021	WAS	Yangelvis Solarte	1	5/3/2018 (G1)	at CLE
Justin Smoak	3	8/31/2018	at MIA	Kendrys Morales	1	4/6/2017	at TB
Devon Travis	3	7/11/2018	at ATL	Anthony Gose	1	9/10/2013	LAA
Josh Donaldson	3	4/9/2018	at BAL	Aaron Hill	1	5/29/2011	CWS
Jose Bautista	3	8/5/2015	MIN	Yunel Escobar	1	7/18/2010	at BAL
Adam Lind	3	8/13/2011	LAA	Kevin Millar	1	4/16/2009	at MIN
Gregg Zaun	3	9/6/2008	TB	Joe Inglett	1	6/19/2008	at MIN
Frank Thomas	3	4/6/2008	BOS	Brad Wilkerson	1	5/24/2008	KC
Tony Fernandez	3	9/9/2001	NYY	Russ Adams	1	9/19/2007	BOS
Brad Fullmer	3	7/6/2001	MTL	Bengie Molina	1	8/27/2006	at KC
Tony Batista	3	7/3/2000	at BAL	Troy Glaus	1	7/29/2006	OAK
Ed Sprague	3	7/3/1996	BAL	John McDonald	1	7/25/2006	at SEA
Lloyd Moseby	3	7/22/1989	at SEA	Lyle Overbay	1	5/10/2006	OAK
Ernie Whitt	3	6/4/1989	at BOS	Reed Johnson	1	7/1/2005	at BOS
Jesse Barfield	3	9/13/1988	DET	Gabe Gross	1	9/5/2004	OAK
Teoscar Hernández	2	9/12/2021	at BAL	Chris Woodward	1	8/20/2004	at BAL
Rowdy Tellez	2	6/12/2019	at BAL	Chris Gomez	1	4/22/2004	BOS
Curtis Granderson	2	8/15/2018	at KC	Eric Hinske	1	7/4/2003	at BAL
Ryan Goins	2	9/22/2017	NYY	Jose Cruz Jr.	1	10/5/2001	CLE
Steve Pearce	2	7/30/2017	LAA	Marty Cordova	1	7/16/2000	NYM
Troy Tulowitzki	2	5/29/2017	CIN	Jose Canseco	1	7/19/1998	NYY
Colby Rasmus	2	5/4/2014	at PIT	Benito Santiago	1	8/11/1997	DET
Brett Lawrie	2	4/15/2014	at MIN	Charlie O'Brien	1	5/14/1997	at DET
J.P. Arencibia	2	9/14/2012	at BAL	Devon White	1	8/25/1995	CWS
Rod Barajas	2	8/24/2009	TB	Paul Molitor	1	7/5/1994	at MIN
Matt Stairs	2	5/14/2008	MIN	Dick Schofield	1	5/28/1994	CAL
Josh Phelps	2	7/7/2004	SEA	Roberto Alomar	1	8/29/1993	at SEA
Raul Mondesi	2	6/29/2001	BOS	Dave Winfield	1	5/7/1992	at SEA
Shawn Green	2	7/19/1999	ATL	Fred McGriff	1	7/21/1989	at SEA
John Olerud	2	5/27/1996	CWS	Pat Borders	1	7/7/1989	at DET
Kelly Gruber	2	9/1/1992	CWS	Junior Felix	1	6/2/1989	at BOS
Glenallen Hill	2	8/14/1990	at CWS	Rance Mulliniks	1	5/2/1989	OAK
Willie Upshaw	2	6/23/1987	at DET	Buck Martinez	1	6/5/1983	at BAL
Barry Bonnell	2	5/1/1983	CWS	Otto Velez	1	5/4/1980	CLE
Rico Carty	2	9/7/1979	at CLE	Rick Bosetti	1	5/7/1978	at SEA
Roy Howell	2	8/27/1979	OAK	Hector Torres	1	6/27/1977	NYY



POSTSEASON AND ALL-STAR HOMERS

BLUE JAYS (58 POSTSEASON)

WORLD SERIES

DATE	BATTER	PITCHER	OPP	CITY	IN	ON	DATE	BATTER	PITCHER	OPP	CITY	IN	ON
1 Oct. 17/92	Joe Carter	Tom Glavine	ATL	ATL	4	0	7 Oct. 16/93	Devon White	Curt Schilling	PHI	TOR	5	0
2 Oct. 18/92	Ed Sprague	Jeff Reardon	ATL	ATL	9	1	8 Oct. 16/93	John Olerud	Curt Schilling	PHI	TOR	6	0
3 Oct. 20/92	Joe Carter	Steve Avery	ATL	TOR	4	0	9 Oct. 17/93	Joe Carter	Terry Mulholland	PHI	TOR	4	1
4 Oct. 20/92	Kelly Gruber	Steve Avery	ATL	TOR	8	0	10 Oct. 19/93	Paul Molitor	Danny Jackson	PHI	PHI	3	0
5 Oct. 21/92	Pat Borders	Tom Glavine	ATL	TOR	3	0	11 Oct. 23/93	Paul Molitor	Terry Mulholland	PHI	TOR	5	0
6 Oct. 24/92	Candy Maldonado	Steve Avery	ATL	ATL	4	0	12 Oct. 23/93	Joe Carter	Mitch Williams	PHI	TOR	9	2

LEAGUE CHAMPIONSHIP SERIES

DATE	BATTER	PITCHER	OPP	CITY	IN	ON	DATE	BATTER	PITCHER	OPP	CITY	IN	ON
1 Oct. 11/85	Rance Mulliniks	Bret Saberhagen	KC	KCA	5	1	14 Oct. 12/92	Dave Winfield	Dave Stewart	OAK	OAK	4	0
2 Oct. 11/85	Jesse Barfield	Bret Saberhagen	KC	KCA	5	1	15 Oct. 14/92	Joe Carter	Mike Moore	OAK	TOR	1	1
3 Oct. 03/89	Ernie Whitt	Dave Stewart	OAK	OAK	4	0	16 Oct. 14/92	Candy Maldonado	Mike Moore	OAK	TOR	3	2
4 Oct. 08/89	Lloyd Moseby	Dave Stewart	OAK	TOR	8	0	17 Oct. 05/93	Paul Molitor	Jack McDowell	CWS	CWS	7	1
5 Oct. 08/89	George Bell	Dave Stewart	OAK	TOR	9	0	18 Oct. 12/93	Devon White	Scott Radinsky	CWS	CWS	9	0
6 Oct. 11/91	Joe Carter	Scott Erickson	MIN	TOR	1	0	19 Oct. 19/15	Troy Tulowitzki	Johnny Cueto	KC	TOR	3	2
7 Oct. 07/92	Pat Borders	Dave Stewart	OAK	TOR	5	0	20 Oct. 19/15	Josh Donaldson	Kris Medlen	KC	TOR	3	1
8 Oct. 07/92	Dave Winfield	Dave Stewart	OAK	TOR	6	0	21 Oct. 19/15	Ryan Goins	Kris Medlen	KC	TOR	5	0
9 Oct. 08/92	Kelly Gruber	Mike Moore	OAK	TOR	5	1	22 Oct. 21/15	Chris Colabello	Edinson Volquez	KC	TOR	2	0
10 Oct. 10/92	Roberto Alomar	Ron Darling	OAK	OAK	4	0	23 Oct. 23/15	Jose Bautista	Yordano Ventura	KC	KC	4	0
11 Oct. 10/92	Candy Maldonado	Ron Darling	OAK	OAK	5	0	24 Oct. 23/15	Jose Bautista	Ryan Madson	KC	KC	8	1
12 Oct. 11/92	John Olerud	Bob Welch	OAK	OAK	2	0	25 Oct. 17/16	Michael Saunders	Dan Otero	CLE	TOR	2	0
13 Oct. 11/92	Roberto Alomar	Dennis Eckersley	OAK	OAK	9	1	26 Oct. 18/16	Josh Donaldson	Corey Kluber	CLE	TOR	3	0

LEAGUE DIVISION SERIES

DATE	BATTER	PITCHER	OPP	CITY	IN	ON	DATE	BATTER	PITCHER	OPP	CITY	IN	ON
1 Oct. 8/15	Jose Bautista	Keone Kela	TEX	TOR	6	0	9 Oct. 6/16	Jose Bautista	Jake Diekmann	TEX	TEX	9	2
2 Oct. 9/15	Josh Donaldson	Cole Hamels	TEX	TOR	1	0	10 Oct. 6/16	Melvin Upton	Cole Hamels	TEX	TEX	4	0
3 Oct. 11/15	Troy Tulowitzki	Chi Chi Gonzalez	TEX	TEX	6	2	11 Oct. 7/16	Troy Tulowitzki	Yu Darvish	TEX	TEX	2	1
4 Oct. 12/15	Josh Donaldson	Derek Holland	TEX	TEX	1	1	12 Oct. 7/16	Kevin Pillar	Yu Darvish	TEX	TEX	5	0
5 Oct. 12/15	Chris Colabello	Derek Holland	TEX	TEX	1	0	13 Oct. 7/16	Ezequiel Carrera	Yu Darvish	TEX	TEX	5	0
6 Oct. 12/15	Kevin Pillar	Derek Holland	TEX	TEX	2	0	14 Oct. 7/16	Edwin Encarnacion	Yu Darvish	TEX	TEX	5	0
7 Oct. 14/15	Edwin Encarnacion	Cole Hamels	TEX	TOR	6	0	15 Oct. 9/16	Edwin Encarnacion	Colby Lewis	TEX	TOR	1	1
8 Oct. 14/15	Jose Bautista	Sam Dyson	TEX	TOR	7	3	16 Oct. 9/16	Russell Martin	Colby Lewis	TEX	TOR	1	0

WILD CARD

DATE	BATTER	PITCHER	OPP	CITY	IN	ON	DATE	BATTER	PITCHER	OPP	CITY	IN	ON
1 Oct. 4/16	Jose Bautista	Chris Tillman	BAL	TOR	2	0	3 Sept. 30/20	Danny Jansen	Tyler Glasnow	TB	TB	3	0
2 Oct. 4/16	Edwin Encarnacion	Ubaldo Jimenez	BAL	TOR	11	2	4 Sept. 30/20	Danny Jansen	Tyler Glasnow	TB	TB	5	0

ALL-STAR GAME

DATE	BATTER	PITCHER	PTM	CITY	IN	ON
1 July 13/93	Roberto Alomar	Andy Benes	SD	BAL	3	0
2 July 13/21	Vladimir Guerrero Jr.	Corbin Burnes	MIL	COL	3	0

BIographies

LAST SEASON

HISTORY

RECORDS

OPPONENTS

PLAYER DEV.

MEDIA & MISC.



OPPONENTS (58 POSTSEASON)

WORLD SERIES

DATE	BATTER	TM	PITCHER	CITY	IN	ON	DATE	BATTER	TM	PITCHER	CITY	IN	ON
1 Oct. 17/92	Damon Berryhill	ATL	Jack Morris	ATL	6	2	6 Oct. 19/93	Milt Thompson	PHI	Duane Ward	PHI	9	0
2 Oct. 22/92	David Justice	ATL	Jack Morris	TOR	4	0	7 Oct. 20/93	Lenny Dykstra	PHI	Todd Stottlemire	PHI	2	1
3 Oct. 22/92	Lonnie Smith	ATL	Jack Morris	TOR	5	3	8 Oct. 20/93	Lenny Dykstra	PHI	Al Leiter	PHI	5	1
4 Oct. 17/93	Jim Eisenreich	PHI	Dave Stewart	TOR	3	2	9 Oct. 20/93	Darren Daulton	PHI	Al Leiter	PHI	5	1
5 Oct. 17/93	Lenny Dykstra	PHI	Tony Castillo	TOR	7	0	10 Oct. 23/93	Lenny Dykstra	PHI	Dave Stewart	TOR	7	2

LEAGUE CHAMPIONSHIP SERIES

DATE	BATTER	TM	PITCHER	CITY	IN	ON	DATE	BATTER	TM	PITCHER	CITY	IN	ON
1 Oct. 09/85	Willie Wilson	KC	Jimmy Key	TOR	3	1	21 Oct. 12/92	Ruben Sierra	OAK	David Cone	OAK	1	1
2 Oct. 09/85	Pat Sheridan	KC	Tom Henke	TOR	9	0	22 Oct. 09/93	Lance Johnson	CWS	Todd Stottlemire	TOR	2	1
3 Oct. 11/85	George Brett	KC	Doyle Alexander	KC	1	0	23 Oct. 09/93	Frank Thomas	CWS	Todd Stottlemire	TOR	6	0
4 Oct. 11/85	Jim Sundberg	KC	Doyle Alexander	KC	5	0	24 Oct. 10/93	Ellis Burks	CWS	Juan Guzman	TOR	5	0
5 Oct. 11/85	George Brett	KC	Doyle Alexander	KC	6	1	25 Oct. 10/93	Robin Ventura	CWS	Duane Ward	TOR	9	1
6 Oct. 15/85	George Brett	KC	Doyle Alexander	TOR	5	0	26 Oct. 12/93	Warren Newson	CWS	Duane Ward	CHA	9	0
7 Oct. 16/85	Pat Sheridan	KC	Dave Stieb	TOR	4	0	27 Oct. 16/15	Salvador Perez	KC	Marco Estrada	KC	4	0
8 Oct. 03/89	Dave Henderson	OAK	Dave Stieb	OAK	2	0	28 Oct. 19/15	Kendrys Morales	KC	Roberto Osuna	KC	9	1
9 Oct. 03/89	Mark McGwire	OAK	Dave Stieb	OAK	6	0	29 Oct. 20/15	Ben Zobrist	KC	R.A. Dickey	TOR	1	1
10 Oct. 04/89	Dave Parker	OAK	Todd Stottlemire	OAK	6	0	30 Oct. 20/15	Alex Rios	KC	R.A. Dickey	TOR	2	0
11 Oct. 06/89	Dave Parker	OAK	Jimmy Key	TOR	4	0	31 Oct. 21/15	Salvador Perez	KC	Marco Estrada	TOR	8	0
12 Oct. 07/89	Rickey Henderson	OAK	Mike Flanagan	TOR	3	1	32 Oct. 23/15	Ben Zobrist	KC	David Price	KC	1	0
13 Oct. 07/89	Jose Canseco	OAK	Mike Flanagan	TOR	3	0	33 Oct. 23/15	Mike Moustakas	KC	David Price	KC	2	0
14 Oct. 07/89	Rickey Henderson	OAK	Mike Flanagan	TOR	5	1	34 Oct. 14/16	Francisco Lindor	CLE	Marco Estrada	CLE	6	1
15 Oct. 11/91	Mike Pagliarulo	MIN	Mike Timlin	TOR	10	0	35 Oct. 15/16	Carlos Santana	CLE	JA Happ	CLE	2	0
16 Oct. 12/91	Kirby Puckett	MIN	Todd Stottlemire	TOR	4	0	36 Oct. 17/16	Mike Napoli	CLE	Marcus Stroman	TOR	4	0
17 Oct. 13/91	Kirby Puckett	MIN	Tom Candiotti	TOR	1	0	37 Oct. 17/16	Jason Kipnis	CLE	Marcus Stroman	TOR	6	0
18 Oct. 07/92	Mark McGwire	OAK	Jack Morris	TOR	2	1	38 Oct. 17/16	Carlos Santana	CLE	Marco Estrada	TOR	3	0
19 Oct. 07/92	Terry Steinbach	OAK	Jack Morris	TOR	2	0	39 Oct. 17/16	Coco Crisp	CLE	Marco Estrada	TOR	4	0
20 Oct. 07/92	Harold Baines	OAK	Jack Morris	TOR	9	0							

LEAGUE DIVISION SERIES

DATE	BATTER	TM	PITCHER	CITY	IN	ON	DATE	BATTER	TM	PITCHER	CITY	IN	ON
1 Oct. 08/15	Robinson Chirinos	TEX	David Price	TOR	5	1	4 Oct. 9/16	Elvis Andrus	TEX	Aaron Sanchez	TOR	3	0
2 Oct. 08/15	Rougned Odor	TEX	David Price	TOR	7	0	5 Oct. 9/16	Rougned Odor	TEX	Aaron Sanchez	TOR	4	1
3 Oct. 08/15	Shin-Soo Choo	TEX	Marcus Stroman	TOR	3	0							

WILD CARD

DATE	BATTER	TM	PITCHER	CITY	IN	ON	DATE	BATTER	TM	PITCHER	CITY	IN	ON
1 Oct. 4/16	Mark Trumbo	BAL	Marcus Stroman	TOR	4	1	3 Sept. 30/20	Mike Zunino	TB	Hyun Jin Ryu	TB	2	1
2 Sept. 29/20	Manuel Margot	TB	A.J. Cole	TB	7	1	4 Sept. 30/20	Hunter Renfro	TB	Hyun Jin Ryu	TB	2	3

ALL-STAR GAME

DATE	BATTER	TM	PITCHER	CITY	IN	ON
1 July 10/84	Gary Carter	MON	Dave Stieb	SF	2	0
1 July 17/18	Joey Votto	CIN	J.A. Happ	MIA	10	0



MEDIA & MISC. | OPPONENTS | PLAYER DEV. | HISTORY | LAST SEASON | BIOGRAPHIES



OPPONENTS

GEORGE SPRINGER & MATT CHAPMAN

OPPONENTS

LEADING OPPONENTS VS. BLUE JAYS

	2021		Record
Batting Average (50 AB)	.360	Alex Verdugo, BOS	.541 Vladimir Guerrero, TEX-2010
Most Hits	22	J.D. Martinez, BOS Ryan Mountcastle, BAL	34 Jacoby Ellsbury, BOS-2011
Most Doubles	7	J.D. Martinez	11 Mike Lowell, BOS-2006
Most Home Runs	7	Ryan Mountcastle, BAL Cedric Mullins, BAL	10 Aaron Judge, NYY-2017
Most RBI	13	Cedric Mullins, BAL	28 Rafael Devers, BOS-2019
Most Times Striking Out	21	Bobby Dalbec, BOS	33 Chris Davis, BAL-2017
Most Walks	13	Ji-Man Choi, TB	19 Mickey Tettleton, DET-1992 Jason Giambi, NYY-2003 Alex Rodriguez, NYY-2005
Most Stolen Bases	4	Randy Arozarena, TB Whit Merrifield, KC	13 Rickey Henderson, NYY-1988
Most Wins	3	Jonathan Loaisiga, NYY	4 19 players, last: David Price, BOS and Luis Severino, NYY-2018
Most Losses	2	13 players	4 6 players, last: Chris Tillman, BAL-2015
Most Appearances	9	Matt Barnes, BOS	14 Alan Embree, BOS-NYY-2005
Most Complete Games	1	Zack Greinke, HOU	4 Mike Flanagan, BAL-1978 Mike Norris, OAK-1980
Most Saves	5	Matt Barnes, BOS	9 Craig Kimbrel, BOS-2018
Most Innings Pitched	31.1	Garrett Richards, BOS	42.1 Jon Lester, BOS-2013
Most Hits Allowed	40	Garrett Richards, BOS	43 Mike Flanagan, BAL-1978
Most Earned Runs Allowed	21	Garrett Richards, BOS	33 Chris Tillman, BAL-2015
Most Home Runs Allowed	6	6 players	10 Chris Tillman, BAL-2015
Most Strikeouts	28	Gerrit Cole, NYY	46 Hideo Nomo, BOS-2001
Most Walks Allowed	15	Garrett Richards, BOS	20 Nolan Ryan, CAL-1977 Tanyon Sturtz, TB-2002

FIRST TRIP LUCKY

The Toronto Blue Jays became the 10th franchise in history to win the World Championship in its 1st trip to the Fall Classic. The Florida Marlins became the 11th franchise to accomplish the feat in 1997, Arizona Diamondbacks the 12th in 2001, and the Anaheim Angels in 2002.

1903	Boston Red Sox	1926	St. Louis Cardinals
1905	New York Giants	1969	New York Mets
1906	Chicago White Sox	1992	Toronto Blue Jays
1914	Boston Braves	1997	Florida Marlins
1919	Cincinnati Reds	2001	Arizona Diamondbacks
1920	Cleveland Indians	2002	Anaheim Angels
1924	Washington Senators		



LOW HIT GAMES VS. BLUE JAYS

NO-HIT GAMES

- May 15/81 – Len Barker, Toronto 0 at Cleveland 3 - Perfect Game
- June 29/90 – Dave Stewart, Oakland 5 at Toronto 0
- May 1/91 – Nolan Ryan, Toronto 0 at Texas 3
- May 7/11 – Justin Verlander, Detroit 9 at Toronto 0
- May 8/18 – James Paxton, Seattle 5 at Toronto 0
- Sept. 1/19 – Justin Verlander, Houston 2 at Toronto 0

ONE-HIT GAMES

- Sept. 3/78 – Chris Knapp, California 3 at Toronto 1, Horton homer in 2nd
- July 7/79 – Doc Medich (6.2 IP), Jim Kern (2.1 IP), Toronto 0 at Texas 2, Mayberry single in 2nd
- April 30/80 – Larry Gura, Kansas City 3 at Toronto 0, Garcia single in 6th
- June 6/80 – Geoff Zahn, Toronto 0 at Minnesota 5, Mayberry single in 7th
- Sept. 26/80 – Dennis Eckersley, Boston 3 at Toronto 1, Mayberry home run in 5th
- May 27/83 – John Tudor, Boston 2 at Toronto 0, Collins single in 4th
- Aug. 13/84 – Mike Boddicker, Baltimore 2 at Toronto 1, Mulliniks double in 3rd
- April 23/89 – Nolan Ryan, Texas 4 at Toronto 1, Liriano triple in 9th
- April 28/89 – Kirk McCaskill, Toronto 0 at California 9, Liriano double in 9th
- Sept. 30/92 – Frank Viola, Boston 1 at Toronto 0, White single in 9th
- July 28/97 – Steve Woodard (8.0 IP), Mike Fetters (1.0 IP), Toronto 0 at Milwaukee 1 (G1), Otis Nixon single in 1st
- May 25/01 – Hideo Nomo, Toronto 0 at Boston 4, Shannon Stewart double in 4th
- June 15/05 – Chris Carpenter, Toronto 0 vs St. Louis 7, Alex Rios single in 2nd
- May 10/13 – Jon Lester, Toronto 0 at Boston 5, Maicer Izturis double in 6th
- July 24/19 – Shane Bieber, Cleveland 4 at Toronto 0, Eric Sogard double in 7th

WORLD SERIES/LCS SHARES:

Here are the individual share/total of all shares that Blue Jays players have received when reaching the post season.

1985	\$26,697.41/\$975,671.41	(1st place-East/lost ALCS)
1989	\$37,927.84/\$1,513,851.10	(1st place-East/lost ALCS)
1991	\$35,163.53/\$1,541,918.45	(1st place-East/lost ALCS)
1992	\$114,962.16/\$4,871,020.61	(1st place-East/won World Series)
1993	\$127,920.77/\$5,327,335.76	(1st place-East/won World Series)
2015	\$141,834.47/ \$8,385,857.91	(1st place-East/lost ALCS)
2016	\$123,045.09/9,195,339.25	(2nd place-East/lost ALCS)



OPPONENTS ALL-TIME LEADERS VS. TORONTO

RUNS

1. Derek Jeter.....	186
2. Rickey Henderson.....	164
3. Alex Rodriguez.....	160
4. David Ortiz.....	159
5. Johnny Damon.....	146

HITS

1. Derek Jeter.....	341
2. Robin Yount.....	263
3. David Ortiz.....	258
4. Johnny Damon.....	250
5. Alex Rodriguez.....	248

HOME RUNS

1. David Ortiz.....	62
2. Alex Rodriguez.....	58
3. Manny Ramirez.....	54
4. Chris Davis.....	42
5. Jose Canseco.....	41

RBI

1. David Ortiz.....	192
2. Alex Rodriguez.....	178
3. Manny Ramirez.....	140
4. Harold Baines.....	131
5. Robin Yount.....	129
Cal Ripken.....	129

WALKS

1. Rickey Henderson.....	149
2. David Ortiz.....	140
3. Wade Boggs.....	131
4. Manny Ramirez.....	112
Alex Rodriguez.....	112

EXTRA BASE HITS

1. David Ortiz.....	134
2. Alex Rodriguez.....	108
3. George Brett.....	89
4. Manny Ramirez.....	85
5. Rafael Palmeiro.....	84

STOLEN BASES

1. Rickey Henderson.....	110
2. Carl Crawford.....	53
3. Willie Wilson.....	48
4. Kenny Lofton.....	42
5. Paul Molitor.....	40

BATTING AVERAGE (MIN. 100 GAMES)

1. Wally Joyner.....	.345
2. Valdimir Guerrero.....	.333
3. Robin Yount.....	.330
4. Wade Boggs.....	.327
5. Ichiro Suzuki.....	.325

ON BASE PERCENTAGE (MIN. 100 GAMES)

1. Wade Boggs.....	.431
2. Wally Joyner.....	.417
3. Frank Thomas.....	.415
4. Rickey Henderson.....	.412
5. Mark McLemore.....	.406

SLUGGING PERCENTAGE (MIN. 100 GAMES)

1. Ken Griffey Jr.....	.600
2. Jose Canseco.....	.595
3. Albert Belle.....	.593
4. Vladimir Guerrero.....	.569
5. Manny Ramirez.....	.558

O' CANADA

The Blue Jays have posted an overall record of 15-27 in games which occur on Canada Day (July 1). The Jays are 13-17 at home (2-7 at Exhibition Stadium/11-10 at Rogers Centre) and are 2-10 on the road. Toronto did not play a game on Canada Day in 1981, 1993, and 2020.

The Blue Jays are 1-5 vs. BAL, 2-5 vs. BOS, 1-2 vs. CLE, 1-2 vs. DET, 1-1 vs. KC, 0-1 vs. LAA, 1-0 vs. MIL, 0-1 vs. MON, 1-0 vs. NYM, 0-2 vs. NYY, 2-1 vs. OAK, 1-1 vs. PHI, 1-5 vs. SEA, 2-0 vs. TB, and 1-1 vs. TEX on Canada Day.





BALTIMORE ORIOLES

Oriole Park at Camden Yards
333 West Camden St. Baltimore, MD 21201

2021 Record, Finish: 52-110, 5th in AL East (-48.0 games)

Blue Jays vs. Orioles

2021 vs. BAL 14-5
2021 at TOR 8-2
2021 at BAL 6-3

All-Time vs. BAL 374-312
All-Time at TOR 208-136
All-Time at BAL 166-176

at Exhibition Stadium 41-35
at Rogers Centre 159-98
at Sahlen Field 8-3
at Camden Yards 127-118
at Memorial Stadium 39-58

Longest Winning Streaks

by Toronto 13 games
(April 11, 1999-May 10, 2000)

by Baltimore 15 games
(Sept. 8, 1978-Sept. 6, 1979)

Series Sweeps at Toronto

Last by Toronto

3-game Oct. 1-3, 2021
4-game June 7-10, 2018

Last by Baltimore

3-game April 22-24, 2005
4-game None

Series Sweeps at Baltimore

Last by Toronto

3-game Aug. 17-19, 2020
4-game June 26-29, 1997

Last by Baltimore

3-game Aug. 27-29, 2018
4-game June 29-July 1, 1979

Series Results, Last 10 Seasons

Year	Home	Road	Total
2021	8-2	6-3	14-5
2020	5-2	3-0	8-2
2019	4-5	7-3	11-8
2018	10-0	4-5	14-5
2017	4-6	3-6	7-12
2016	6-4	4-5	10-9
2015	6-3	5-5	11-8
2014	4-5	4-6	8-11
2013	6-4	3-6	9-10
2012	5-4	2-7	7-11



BOSTON RED SOX

Fenway Park
4 Jersey Street, Boston, MA 02215

2021 Record, Finish: 92-70, T-2nd in AL East (-8.0 games)

Blue Jays vs. Red Sox

2021 vs. BOS 9-10
2021 at TOR 4-5
2021 at BOS 5-5

All-Time vs. BOS 304-379
All-Time at TOR 146-192
All-Time at BOS 158-187

at Exhibition Stadium 33-44
at Rogers Centre 111-143
at Sahlen Field 1-3
at TD Ballpark 1-2
at Fenway Park 158-187

Longest Winning Streaks

by Toronto 8 games
(Aug. 11, 1987-June 11, 1988)

by Boston 11 games
(April 16-July 11, 2002)

Series Sweeps at Toronto

Last by Toronto

3-game April 4-6, 2008
4-game Sept. 3-6, 1998

Last by Boston

3-game Aug. 28-30, 2017
4-game May 31-June 3, 2001

Series Sweeps at Boston

Last by Toronto

3-game June 12-14, 2015
4-game None

Last by Boston

3-game Sept. 11-13, 2018
4-game July 1-4, 2002 (5 games)

Series Results, Last 10 Seasons

Year	Home	Road	Total
2021	4-5	5-5	9-10
2020	1-1	4-4	5-5
2019	4-6	4-5	8-11
2018	3-6	1-9	4-15
2017	1-8	5-5	6-13
2016	4-5	6-4	10-9
2015	4-6	5-4	9-10
2014	5-5	7-2	12-7
2013	4-5	4-6	8-11
2012	4-5	7-2	11-7
2011	5-4	3-6	8-10





CHICAGO WHITE SOX

Guaranteed Rate Field

333 West 35th St. Chicago, IL 60616

2021 Record, Finish: 93-69, 1st in AL Central (+13.0 games)

Blue Jays vs. White Sox

2021 vs. CWS..... 3-4
2021 at TOR..... 2-2
2021 at CWS..... 1-2

All-Time vs. CWS..... 213-200-1
All-Time at TOR..... 115-94
All-Time at CWS..... 98-106-1

at Exhibition Stadium..... 40-33
at Rogers Centre..... 75-61
at Guaranteed Rate Field..... 55-66-1
at Comiskey Park..... 43-40

Longest Winning Streaks

by Toronto..... 7 games
(2x, last: July 29-Sept. 9, 2008)

by Chicago..... 6 games
(2x, last: July 8, 2015-June 24, 2016)

Series Sweeps at Toronto

Last by Toronto

3-game..... May 7-9, 2004
4-game..... May 15-18, 2009

Last by Chicago

3-game..... April 25-27, 2016
4-game..... None

Series Sweeps at Chicago

Last by Toronto

3-game..... Sept. 4-6, 1989
4-game..... None

Last by Chicago

3-game..... Sept. 1-3, 1995
4-game..... None

Series Results, Last 10 Seasons

Year	Home	Road	Total
2021	2-2	1-2	3-4
2019	1-2	2-2	3-4
2018	2-1	2-1	4-2
2017	1-2	2-1	3-3
2016	0-3	1-2	1-5
2015	2-1	1-3	3-4
2014	1-3	1-2	2-5
2013	2-2	1-2	3-4
2012	1-3	3-3	4-6
2011	3-1	1-2	4-3



CLEVELAND GUARDIANS

Progressive Field

2401 Ontario St., Cleveland, OH 44115

2021 Record, Finish: 80-82, 2nd in AL Central (-13.0 games)

Blue Jays vs. Guardians

2021 vs. CLE..... 5-2
2021 at TOR..... 3-1
2021 at CLE..... 2-1

All-Time vs. CLE..... 215-216-2
All-Time at TOR..... 116-100
All-Time at CLE..... 99-116-2

at Exhibition Stadium..... 44-34
at Rogers Centre..... 72-66
at Progressive Field..... 42-64
at Cleveland Stadium..... 57-52-2

Longest Winning Streaks

by Toronto..... 13 games
(June 12, 1991-April 21, 1992)

by Cleveland..... 7 games
(2x, last: Aug. 4, 2004-May 14, 2005)

Series Sweeps at Toronto

Last by Toronto

3-game..... Sept. 15-17, 1989
4-game..... June 21-24, 1991

Last by Cleveland

3-game..... Aug. 8-10, 2008
4-game..... June 20-23, 1977

Series Sweeps at Cleveland

Last by Toronto

3-game..... May 3-5, 2010
4-game..... Sept. 5-8, 1991

Last by Cleveland

3-game..... July 21-23, 2017
4-game..... April 4-7, 2019

Series Results, Last 10 Seasons

Year	Home	Road	Total
2021	3-1	2-1	5-2
2019	1-2	0-4	1-6
2018	2-2	2-1	4-3
2017	2-1	0-3	2-4
2016	2-2	1-2	3-4
2015	2-1	2-2	4-3
2014	2-1	2-1	4-2
2013	1-2	1-2	2-4
2012	2-1	2-1	4-2
2011	1-2	3-1	4-3





DETROIT TIGERS

Comerica Park

2100 Woodward Ave., Detroit, MI 48201

2021 Record, Finish: 77-85, 3rd in AL Central (-16.0 games)

Blue Jays vs. Tigers

2021 vs. DET 3-3
2021 at TOR 1-2
2021 at DET 2-1

All-Time vs. DET 236-203
All-Time at TOR 127-95
All-Time at DET 109-108

at Exhibition Stadium 37-40
at Rogers Centre 90-55
at Tiger Stadium 71-75
at Comerica Park 38-33

Longest Winning Streaks

by Toronto 9 games
(June 11-Sept. 25, 1989)

by Detroit 6 games
(Sept. 24, 1980-April 11, 1981)

Series Sweeps at Toronto

Last by Toronto

3-game Aug. 28-30, 2015
4-game None

Last by Detroit

3-game April 5-7, 2004
4-game May 28-31, 1979

Series Sweeps at Detroit

Last by Toronto

3-game June 3-5, 2014
4-game None

Last by Detroit

3-game Aug. 21-23, 2012
4-game None

Series Results, Last 10 Seasons

Year	Home	Road	Total
2021	1-2	2-1	3-3
2019	2-2	2-1	4-3
2018	2-2	1-2	3-4
2017	2-1	1-2	3-3
2016	3-1	1-2	4-3
2015	3-0	1-2	4-2
2014	2-1	3-0	5-1
2013	1-3	1-2	2-5
2012	2-1	0-3	2-4
2011	1-3	1-1	2-4



HOUSTON ASTROS

Minute Maid Park

501 Crawford St., Houston, TX 77002

2021 Record, Finish: 95-67, 1st in AL West (+5.0 games)

Blue Jays vs. Astros

2021 vs. HOU 2-4
2021 at TOR 1-2
2021 at HOU 1-2

All-Time vs. HOU 25-34
All-Time at TOR 16-13
All-Time at HOU 9-21

at Rogers Centre 15-11
at Sahlen Field 1-2
at Minute Maid Park 9-21

Longest Winning Streaks

by Toronto 3 games
(4x, last: Aug. 13, 2016-July 6, 2017)

by Houston 7 games
(Aug. 1, 2014-May 17, 2015)

Series Sweeps at Toronto

Last by Toronto

3-game June 5-7, 2015
4-game None

Last by Houston

3-game None
4-game None

Series Sweeps at Houston

Last by Toronto

3-game None
4-game None

Last by Houston

3-game June 10-12, 2005
4-game May 14-17, 2015

Series Results, Last 10 Seasons

Year	Home	Road	Total
2021	1-2	1-2	2-4
2019	1-2	1-2	2-4
2018	1-2	1-2	2-4
2017	2-2	1-2	3-4
2016	2-1	3-1	5-2
2015	3-0	0-4	3-4
2014	2-1	1-3	3-4
2013	3-1	1-2	4-3
2012	0-0	0-0	0-0
2011	1-2	0-0	1-2





KANSAS CITY ROYALS

Kauffman Stadium

One Royal Way, Kansas City, MO 64129

2021 Record, Finish: 74-88, 4th in AL Central (-19.0 games)

Blue Jays vs. Royals

2021 vs. KC	4-3
2021 at TOR	3-0
2021 at KC	1-3
All-Time vs. KC	215-197
All-Time at TOR	118-89
All-Time at KC	97-108
at Exhibition Stadium	37-35
at Rogers Centre	81-54
at Kauffman Stadium	97-108

Longest Winning Streaks

by Toronto	5 games
(5x, last: Aug. 2, 2015-Aug. 5, 2016)	
by Kansas City	7 games
(2x, last: Aug. 10, 1980-Aug. 17, 1981)	

Series Sweeps at Toronto

Last by Toronto

3-game	July 30-Aug. 1, 2021
4-game	May 23-26, 2008

Last by Kansas City

3-game	None
4-game	None

Series Sweeps at Kansas City

Last by Toronto

3-game	July 29-31, 2019
4-game	April 20-23, 2012

Last by Kansas City

3-game	July 2-4, 1993
4-game	July 23-25, 1984

Series Results, Last 10 Seasons

Year	Home	Road	Total
2021	3-0	1-3	4-3
2019	3-1	3-0	6-1
2018	3-0	2-2	5-2
2017	1-2	1-2	2-4
2016	3-0	1-2	4-2
2015	3-1	1-2	4-3
2014	2-2	1-2	3-4
2013	2-1	2-1	4-2
2012	2-2	4-0	6-2
2011	1-2	2-2	3-4



LOS ANGELES ANGELS OF ANAHEIM

Angel Stadium of Anaheim

2000 Gene Autry Way, Anaheim, CA 92806

2021 Record, Finish: 77-85, 4th in AL West (-18.0 games)

Blue Jays vs. Angels

2021 vs. LAA	3-4
2021 at TOR	1-2
2021 at LAA	2-2
All-Time vs. LAA	213-221
All-Time at TOR	115-101
All-Time at LAA	98-120
at Exhibition Stadium	36-37
at Rogers Centre	78-62
at TD Ballpark	1-2
at Angel Stadium	98-120

Longest Winning Streaks

by Toronto	7 games
(Sept. 8, 1997-Aug. 13, 1998)	
by Los Angeles	7 games
(2x, last: July 20, 1988-May 6, 1989)	

Series Sweeps at Toronto

Last by Toronto

3-game	July 26-28, 2005
4-game	July 3-6, 1992

Last by Los Angeles

3-game	Sept. 10-12, 2013
4-game	None

Series Sweeps at Los Angeles

Last by Toronto

3-game	Aug. 21-23, 2015
4-game	None

Last by Los Angeles

3-game	April 30-May 2, 2019
4-game	None

Series Results, Last 10 Seasons

Year	Home	Road	Total
2021	1-2	2-2	3-4
2019	1-3	0-3	1-6
2018	1-2	2-2	3-4
2017	1-2	2-2	3-4
2016	1-2	2-2	3-4
2015	2-2	3-0	5-2
2014	1-3	1-2	2-5
2013	0-3	1-3	1-6
2012	2-2	2-2	4-4
2011	4-3	1-2	5-5



MINNESOTA TWINS

Target Field

1 Twins Way, Minneapolis, MN 55415

2021 Record, Finish: 73-89, 5th in AL Central (-20.0 games)

Blue Jays vs. Twins

2021 vs. MIN.....	4-3
2021 at TOR.....	2-1
2021 at MIN.....	2-2

All-Time vs. MIN.....	227-176
All-Time at TOR.....	118-80
All-Time at MIN.....	109-96

at Exhibition Stadium.....	40-30
at Rogers Centre.....	78-50
at Target Field.....	25-14
at Metrodome.....	79-62
at Metropolitan Stadium.....	5-20

Longest Winning Streaks

by Toronto.....	10 games
(2x, last: July 23, 2007-April 13, 2009)	
by Minnesota.....	8 games
(July 15, 1979-June 8, 1980)	

Series Sweeps at Toronto

Last by Toronto

3-game.....	Aug. 26-28, 2016
4-game.....	Aug. 3-6, 2015

Last by Minnesota

3-game.....	May 6-8, 2019
4-game.....	None

Series Sweeps at Minnesota

Last by Toronto

3-game.....	Sept. 6-8, 2013
4-game.....	None

Last by Minnesota

3-game.....	July 26-28, 2002
4-game.....	July 21-23, 1979

Series Results, Last 10 Seasons

Year	Home	Road	Total
2021	2-1	2-2	4-3
2019	0-3	3-1	3-4
2018	0-3	2-1	2-4
2017	1-2	2-2	3-4
2016	3-0	3-1	6-1
2015	4-0	1-2	5-2
2014	1-2	1-2	2-4
2013	2-1	3-0	5-1
2012	3-0	2-2	5-2
2011	2-1	3-0	5-1



NEW YORK YANKEES

Yankee Stadium

1 East 161st St., Bronx, NY 10451

2021 Record, Finish: 92-70, T-2nd in AL East (-8.0 games)

Blue Jays vs. Yankees

2021 vs. NYY.....	11-8
2021 at TOR.....	3-6
2021 at NYY.....	8-2

All-Time vs. NYY.....	307-373
All-Time at TOR.....	164-176
All-Time at NYY.....	143-197

at Exhibition Stadium.....	31-48
at Rogers Centre.....	126-122
at Sahlen Field.....	5-5
at TD Ballpark.....	2-1
at Yankee Stadium.....	43-73
at Original Yankee Stadium.....	100-124

Longest Winning Streaks

by Toronto.....	10 games
(April 14-Sept. 25, 1992)	
by New York.....	13 games
(May 10, 1995-June 4, 1996)	

Series Sweeps at Toronto

Last by Toronto

3-game.....	May 30-June 1, 2016
4-game.....	None

Last by New York

3-game.....	June 15-17, 2021
4-game.....	None

Series Sweeps at New York

Last by Toronto

3-game.....	Aug. 7-9, 2015
4-game.....	Sept. 6-9, 2021

Last by New York

3-game.....	Sept. 15-17, 2020
4-game.....	Aug. 20-22, 2013

Series Results, Last 10 Seasons

Year	Home	Road	Total
2021	3-6	8-2	11-8
2020	5-2	0-3	5-5
2019	6-4	2-7	8-11
2018	3-6	3-7	6-13
2017	6-4	4-5	10-9
2016	8-2	4-5	12-7
2015	5-4	8-2	13-6
2014	5-4	3-7	8-11
2013	5-4	0-10	5-14
2012	5-4	2-7	7-11





OAKLAND ATHLETICS

Oakland Coliseum
7000 Coliseum Way, Oakland, CA 94621

2021 Record, Finish: 86-76, 3rd in AL West (-9.0 games)

Blue Jays vs. Athletics

2021 vs. OAK.....	5-2
2021 at TOR.....	3-0
2021 at OAK.....	2-2
All-Time vs. OAK.....	206-226
All-Time at TOR.....	102-112
All-Time at OAK.....	104-114
at Exhibition Stadium.....	32-41
at Rogers Centre.....	70-71
at Oakland Coliseum.....	102-114

Longest Winning Streaks

by Toronto.....	8 games
(June 18-Sept. 15, 1982)	
by Oakland.....	9 games
(July 22, 1980-May 24, 1981)	

Series Sweeps at Toronto

Last by Toronto	
3-game.....	Sept. 3-5, 2021
4-game.....	July 24-27, 2017

Last by Oakland

3-game.....	April 8-10, 2008
4-game.....	May 17-20, 2018

Series Sweeps at Oakland

Last by Toronto	
3-game.....	April 26-28, 2019
4-game.....	None

Last by Oakland

3-game.....	July 30-Aug. 1, 2018
4-game.....	July 3-6, 2014

Series Results, Last 10 Seasons

Year	Home	Road	Total
2021	3-0	2-2	5-2
2019	3-0	3-0	6-0
2018	0-4	0-3	0-7
2017	4-0	1-2	5-2
2016	2-1	1-2	3-3
2015	3-0	2-1	5-1
2014	3-0	0-4	3-4
2013	1-3	2-1	3-4
2012	1-2	3-3	4-5
2011	3-3	2-2	5-5



SEATTLE MARINERS

T-Mobile Park
1250 First Ave. South, Seattle, WA 98134

2021 Record, Finish: 90-72, 2nd in AL West (-5.0 games)

Blue Jays vs. Mariners

2021 vs. SEA.....	2-4
2021 at TOR.....	1-2
2021 at SEA.....	1-2
All-Time vs. SEA.....	215-197
All-Time at TOR.....	114-96
All-Time at SEA.....	101-101
at Exhibition Stadium.....	41-29
at Rogers Centre.....	72-65
at Sahlen Field.....	1-2
at T-Mobile Park.....	31-45
at Kingdome.....	70-56

Longest Winning Streaks

by Toronto.....	9 games
(May 10-July 24, 1985)	
by Seattle.....	8 games
(Aug. 16, 1999-April 16, 2000)	

Series Sweeps at Toronto

Last by Toronto	
3-game.....	July 19-21, 2011
4-game.....	May 11-14, 2017

Last by Seattle

3-game.....	May 11-13, 2001
4-game.....	None

Series Sweeps at Seattle

Last by Toronto	
3-game.....	July 5-7, 1991
4-game.....	None

Last by Seattle

3-game.....	Aug. 11-13, 2014
4-game.....	None

Series Results, Last 10 Seasons

Year	Home	Road	Total
2021	1-2	1-2	2-4
2019	1-2	1-2	2-4
2018	1-2	3-1	4-3
2017	4-0	2-1	6-1
2016	1-2	2-1	3-3
2015	1-2	1-2	2-4
2014	3-1	0-3	3-4
2013	1-2	2-1	3-3
2012	3-3	0-3	3-6
2011	3-0	3-3	6-3



TAMPA BAY RAYS



Tropicana Field

One Tropicana Drive, St. Petersburg, FL 33705

2021 Record, Finish: 100-62, 1st in AL East (+8.0 games)

Blue Jays vs. Rays

2021 vs. TB 8-11
 2021 at TOR 4-6
 2021 at TB 4-5

All-Time vs. TB 191-228
 All-Time at TOR 108-100
 All-Time at TB 83-128

at Rogers Centre 105-93
 at Sahlen Field 3-3
 at TD Ballpark 0-4
 at Tropicana Field 83-125
 at Ballpark at Disney 0-3

Longest Winning Streaks

by Toronto 5 games
 (2x, last: July 19-Oct. 2, 2015)

by Tampa Bay 6 games
 (May 15-Aug. 5, 2003)

Series Sweeps at Toronto

Last by Toronto

3-game Sept. 25-27, 2015
 4-game None

Last by Tampa Bay

3-game May 16-18, 2016
 4-game May 21-24, 2021

Series Sweeps at Tampa Bay

Last by Toronto

3-game Sept. 2-4, 2014
 4-game None

Last by Tampa Bay

3-game May 27-29, 2019
 4-game Sept. 5-8, 2019

Series Results, Last 10 Seasons

Year	Home	Road	Total
2021	4-6	4-5	8-11
2020	1-2	3-4	4-6
2019	4-5	2-8	6-13
2018	4-6	2-7	6-13
2017	6-3	4-6	10-9
2016	3-6	5-5	8-11
2015	6-4	3-6	9-10
2014	5-4	6-4	11-8
2013	4-5	4-6	8-11
2012	3-6	1-8	4-14



TEXAS RANGERS

Globe Life Park

734 Stadium Drive, Arlington, TX 76011

2021 Record, Finish: 60-102, 5th in AL West (-35.0 games)

Blue Jays vs. Rangers

2021 vs. TEX 4-2
 2021 at TOR 3-0
 2021 at TEX 1-2

All-Time vs. TEX 222-214
 All-Time at TOR 126-88
 All-Time at TEX 96-126

at Exhibition Stadium 46-24
 at Rogers Centre 76-64
 at Sahlen Field 3-0
 at Globe Life Park 49-69
 at Globe Life Field 1-2
 at Arlington Stadium 46-55

Longest Winning Streaks

by Toronto 9 games
 (Aug. 10-1986-May 9, 1987)

by Texas 10 games
 (April 24, 2002-April 30, 2003)

Series Sweeps at Toronto

Last by Toronto

3-game July 16-18 (DH), 2021
 4-game July 21-24, 1994

Last by Texas

3-game April 30-May 2, 2002
 4-game July 8-11, 1993

Series Sweeps at Texas

Last by Toronto

3-game April 11-13, 2008
 4-game June 13-16, 2013

Last by Texas

3-game May 25-27, 2012
 4-game None

Series Results, Last 10 Seasons

Year	Home	Road	Total
2021	3-0	1-2	4-2
2019	2-1	1-2	3-3
2018	1-2	2-1	3-3
2017	2-1	2-2	4-3
2016	3-1	1-2	4-3
2015	2-1	2-1	4-2
2014	2-1	2-1	4-2
2013	2-1	4-0	6-1
2012	3-3	0-3	3-6
2011	2-1	4-3	6-4





INTERLEAGUE OPPONENT

CHICAGO CUBS**Wrigley Field**

1060 West Addison Street, Chicago, IL 60613

2021 Record, Finish: 71-91, 4th in NL Central (-24.0 games)**Blue Jays vs. Cubs**

2017 vs. CHC.....	0-3
2017 at TOR.....	0-0
2017 at CHC.....	0-3
All-Time vs. CHC.....	8-7
All-Time at TOR.....	6-3
All-Time at CHC.....	2-4
at Rogers Centre.....	6-3
at Wrigley Field.....	2-4

Longest Winning Streaks

by Toronto.....	3 games
(2x, last: Sept. 8-10, 2014)	
by Chicago.....	3 games
(Aug. 18-20, 2017)	

Series Sweeps at Toronto**Last by Toronto**

3-game.....	Sept. 8-10, 2014
4-game.....	None

Last by Chicago

3-game.....	None
4-game.....	None

Series Sweeps at Chicago**Last by Toronto**

3-game.....	None
4-game.....	None

Last by Chicago

3-game.....	Aug. 18-20, 2017
4-game.....	None

Series Results, All-Time

Year	Home	Road	Total
2017	0-0	0-3	0-3
2014	3-0	0-0	3-0
2008	1-2	0-0	1-2
2005	0-0	2-1	2-1
2003	2-1	0-0	2-1

INTERLEAGUE OPPONENT

CINCINNATI REDS**Great American Ball Park**

100 Joe Nuxhall Way, Cincinnati, OH 45202

2021 Record, Finish: 83-79, 3rd in NL Central (-12.0 games)**Blue Jays vs. Reds**

2017 vs. CIN.....	3-0
2017 at TOR.....	3-0
2017 at CIN.....	0-0
All-Time vs. CIN.....	12-6
All-Time at TOR.....	7-2
All-Time at CIN.....	5-4
at Rogers Centre.....	7-2
at Great American Ball Park.....	5-4

Longest Winning Streaks

by Toronto.....	3 games
(2x, last: May 29-31, 2017)	
by Cincinnati.....	2 games
(June 21-22, 2014)	

Series Sweeps at Toronto**Last by Toronto**

3-game.....	May 29-31, 2017
4-game.....	None

Last by Cincinnati

3-game.....	None
4-game.....	None

Series Sweeps at Cincinnati**Last by Toronto**

3-game.....	None
4-game.....	None

Last by Cincinnati

3-game.....	None
4-game.....	None

Series Results, All-Time

Year	Home	Road	Total
2017	3-0	0-0	3-0
2014	0-0	1-2	1-2
2011	0-0	2-1	2-1
2009	2-1	0-0	2-1
2008	2-1	0-0	2-1
2003	0-0	2-1	2-1





INTERLEAGUE OPPONENT
MILWAUKEE BREWERS

American Family Field
 One Brewers Way, Milwaukee, WI 53214
2021 Record, Finish: 95-67, 1st in NL Central (+5.0 games)

Blue Jays vs. Brewers

2017 vs. MIL.....	2-1
2017 at TOR.....	2-1
2017 at MIL.....	0-0
All-Time vs. MIL.....	121-163
All-Time at TOR.....	65-79
All-Time at MIL.....	56-84
at Exhibition Stadium.....	34-46
at Rogers Centre.....	31-33
at Milwaukee County Stadium.....	52-78
at American Family Field.....	4-6

Longest Winning Streaks

by Toronto.....	6 games
(Sept. 23, 1985-June 17, 1986)	
by Milwaukee.....	8 games
(Aug. 7, 1977-June 14, 1978)	

Series Sweeps at Toronto

Last by Toronto

3-game.....	July 22-24, 1997
4-game.....	None

Last by Milwaukee

3-game.....	June 20-22, 1995
4-game.....	None

Series Sweeps at Milwaukee

Last by Toronto

3-game.....	Sept. 27-29, 1993
4-game.....	None

Last by Milwaukee

3-game.....	June 17-19, 2008
4-game.....	July 28 (DH)-29 (DH), 1997

Series Results, Last 10 Seasons

Year	Home	Road	Total
2017	0-2	2-0	2-2
2014	2-0	1-1	3-1
2012	0-0	1-2	1-2
2008	0-0	0-3	0-3
2005	1-2	0-0	1-2
1997	4-2	0-5	4-7
1996	4-2	3-3	7-5
1995	2-4	3-3	5-7
1994	2-4	1-3	3-7
1993	3-4	5-1	8-5



INTERLEAGUE OPPONENT
PHILADELPHIA PHILLIES

Citizens Bank Park
 1 Citizens Bank Way, Philadelphia, PA 19148
2021 Record, Finish: 82-80, 2nd in NL East (-6.5 games)

Blue Jays vs. Phillies

2021 vs. PHI.....	2-1
2021 at TOR.....	2-1
2021 at PHI.....	0-0
All-Time vs. PHI.....	39-27
All-Time at TOR.....	19-13
All-Time at PHI.....	20-14
at Rogers Centre.....	15-12
at Sahlen Field.....	2-0
at TD Ballpark.....	2-1
at Citizens Bank Park.....	15-10
at Veterans Stadium.....	5-4

Longest Winning Streaks

by Toronto.....	8 games
(July 3, 2011-May 8, 2014)	
by Philadelphia.....	3 games
(3x, last: Sept. 18(DH)-19, 2020)	

Series Sweeps at Toronto

Last by Toronto

3-game.....	June 15-17, 2012
4-game.....	None

Last by Philadelphia

3-game.....	None
4-game.....	None

Series Sweeps at Philadelphia

Last by Toronto

3-game.....	June 16-18, 2009
4-game.....	None

Last by Philadelphia

3-game.....	None
4-game.....	None

Series Results, All-Time

Year	Home	Road	Total
2021	2-1	0-0	2-1
2020	2-0	1-3	3-3
2018	2-1	2-1	4-2
2016	1-1	2-0	3-1
2015	1-1	1-1	2-2
2014	2-0	2-0	4-0
2012	3-0	0-0	3-0
2011	1-2	0-0	1-2
2010	0-0	1-2	1-2
2009	1-2	3-0	4-2
2008	0-0	2-1	2-1
2007	0-0	1-2	1-2
2006	2-1	0-0	2-1
2001	0-0	2-1	2-1
2000	1-2	0-0	1-2
1999	0-0	1-2	1-2
1998	1-2	0-0	1-2
1997	0-0	2-1	2-1





INTERLEAGUE OPPONENT

PITTSBURGH PIRATES

PNC Park

115 Federal Street, Pittsburgh, PA 15212

2021 Record, Finish: 61-101, 5th in NL Central (-34.0 games)

Blue Jays vs. Pirates

2017 vs. PIT.....	2-1
2017 at TOR.....	0-0
2017 at PIT.....	2-1
All-Time vs. PIT.....	8-7
All-Time at TOR.....	6-3
All-Time at PIT.....	2-4
at Rogers Centre.....	6-3
at PNC Park.....	2-4

Longest Winning Streaks

by Toronto.....	3 games
(June 10-12, 2003)	
by Pittsburgh.....	3 games
(June 30, 2011-May 3, 2014)	

Series Sweeps at Toronto

Last by Toronto

3-game.....	June 10-12, 2003
4-game.....	None

Last by Pittsburgh

3-game.....	None
4-game.....	None

Series Sweeps at Pittsburgh

Last by Toronto

3-game.....	None
4-game.....	None

Last by Pittsburgh

3-game.....	None
4-game.....	None

Series Results, All-Time

Year	Home	Road	Total
2017	2-1	0-0	2-1
2014	0-0	1-2	1-2
2011	1-2	0-0	1-2
2008	0-0	1-2	1-2
2003	3-0	0-0	3-0



INTERLEAGUE OPPONENT

ST. LOUIS CARDINALS

Busch Stadium III

700 Clark Street, St Louis, MO 63102

2021 Record, Finish: 90-72, 2nd in NL Central (-5.0 games)

Blue Jays vs. Cardinals

2017 vs. STL.....	1-2
2017 at TOR.....	0-0
2017 at STL.....	1-2
All-Time vs. STL.....	8-10
All-Time at TOR.....	4-5
All-Time at STL.....	4-5
at Rogers Centre.....	4-5
at Busch Stadium II.....	0-3
at Busch Stadium III.....	4-2

Longest Winning Streaks

by Toronto.....	5 games
(June 24, 2010-June 6, 2014)	
by St Louis.....	3 games
(June 3-5, 2003)	

Series Sweeps at Toronto

Last by Toronto

3-game.....	None
4-game.....	None

Last by St Louis

3-game.....	None
4-game.....	None

Series Sweeps at St Louis

Last by Toronto

3-game.....	June 24-26, 2011
4-game.....	None

Last by St Louis

3-game.....	June 3-5, 2003
4-game.....	None

Series Results, All-Time

Year	Home	Road	Total
2017	0-0	1-2	1-2
2014	1-2	0-0	1-2
2011	0-0	3-0	3-0
2010	1-2	0-0	1-2
2005	2-1	0-0	2-1
2003	0-0	0-3	0-3



CONSECUTIVE WINS AND LOSSES AGAINST AMERICAN LEAGUE OPPONENTS

vs. Baltimore

Most Consecutive Home Wins:	16	Aug. 8, 2009 – June 15, 2011
Most Consecutive Home Losses:	6	July 1, 1995 – July 2, 1996
Most Consecutive Road Wins:	6	3x, last: Sept. 17, 2019 – Aug. 19, 2020
Most Consecutive Road Losses:	19	Sept. 15, 1978 – May 2, 1981

vs. Boston

Most Consecutive Home Wins:	6	Sept. 17, 2007 – April 6, 2008
Most Consecutive Home Losses:	12	May 20, 1980 – April 25, 1982
Most Consecutive Road Wins:	15	Aug. 11, 1987 – Aug. 16, 1989
Most Consecutive Road Losses:	9	April 10, 2004 – April 18, 2005

vs. Chicago

Most Consecutive Home Wins:	10	June 2, 2007 – May 18, 2009
Most Consecutive Home Losses:	7	June 3, 1999 – May 21, 2000
Most Consecutive Road Wins:	6	May 19 – Sept. 6, 1989
Most Consecutive Road Losses:	5	Sept. 1, 1995 – May 22, 1996

vs. Cleveland

Most Consecutive Home Wins:	8	Sept. 23, 1990 – April 21, 1992
Most Consecutive Home Losses:	5	Oct. 7, 2001 – Sept. 26, 2003
Most Consecutive Road Wins:	7	June 12, 1991 – June 26, 1992
Most Consecutive Road Losses:	9	Aug. 28, 2006 – May 12, 2008

vs. Detroit

Most Consecutive Home Wins:	8	Sept. 1, 2001 – Sept. 7, 2003
Most Consecutive Home Losses:	6	2x, last: Sept. 29, 1980 – April 18, 1981
Most Consecutive Road Wins:	6	Aug. 17, 1991 – Aug. 6, 1992
Most Consecutive Road Losses:	8	June 14, 1977 – April 7, 1978

vs. Houston

Most Consecutive Home Wins:	3	3x, last: Aug. 13, 2016 – July 6, 2017
Most Consecutive Home Losses:	3	July 9, 2017 – Sept. 25, 2018
Most Consecutive Road Wins:	3	Aug. 2-4, 2016
Most Consecutive Road Losses:	8	Aug. 1, 2014 – Aug. 1, 2016

vs. Kansas City

Most Consecutive Home Wins:	6	2x, last: April 11, 2007 – June 5, 2009
Most Consecutive Home Losses:	4	3x, last: July 27, 1997 – Aug. 24, 1998
Most Consecutive Road Wins:	7	July 30, 2002 – May 10, 2004
Most Consecutive Road Losses:	8	Aug. 5, 1978 – Aug. 1, 1979

vs. Los Angeles Angels

Most Consecutive Home Wins:	8	Aug. 16, 1998 – April 17, 2000
Most Consecutive Home Losses:	7	July 1, 2012 – May 11, 2014
Most Consecutive Road Wins:	5	Aug. 21, 2015 – Sept. 16, 2016
Most Consecutive Road Losses:	6	2x, last: July 6, 1995 – June 15, 1996

vs. Minnesota

Most Consecutive Home Wins:	10	May 21, 1984 – Sept. 6, 1985
Most Consecutive Home Losses:	8	Aug. 27, 2017 – Sept. 17, 2021
Most Consecutive Road Wins:	6	2x, last: June 15, 1993 – April 29, 1994
Most Consecutive Road Losses:	9	May 7, 1979 – June 8, 1980

vs. New York

Most Consecutive Home Wins:	8	April 13 – Sept. 25, 2016
Most Consecutive Home Losses:	7	May 10, 1995 – June 11, 1996
Most Consecutive Road Wins:	7	April 9 – Sept. 12, 2015
Most Consecutive Road Losses:	17	Sept. 19, 2012 – July 25, 2014

vs. Oakland

Most Consecutive Home Wins:	6	3x, last: April 23, 2016 – current
Most Consecutive Home Losses:	7	3x, last: Aug. 23, 2006 – April 10, 2008
Most Consecutive Road Wins:	6	2x, last: May 29, 1993 – April 11, 1994
Most Consecutive Road Losses:	8	July 22, 1980 – Sept. 30, 1981



vs. Seattle

Most Consecutive Home Wins:	6	May 10 – July 24, 1985
Most Consecutive Home Losses:	7	Aug. 16, 1999 – Sept. 5, 2000
Most Consecutive Road Wins:	5	June 10, 2017 – Aug. 4, 2018
Most Consecutive Road Losses:	5	2x, last: Aug. 7, 2013 – July 24, 2015

vs. Tampa Bay

Most Consecutive Home Wins:	7	May 19, 1998 – April 12, 1999
Most Consecutive Home Losses:	6	Aug. 15, 2020 – May 24, 2021
Most Consecutive Road Wins:	4	2x, last: May 13 – June 3, 2006
Most Consecutive Road Losses:	8	May 22 – Sept. 23, 2012

vs. Texas

Most Consecutive Home Wins:	9	Aug. 15, 1986 – July 8, 1987
Most Consecutive Home Losses:	8	Sept. 12, 1995 – Sept. 10, 1996
Most Consecutive Road Wins:	6	June 13, 2013 – May 17, 2014
Most Consecutive Road Losses:	6	July 16 – Sept. 12, 2004

PITCHERS AT THE PLATE

In 1997, with the introduction of Interleague Play, Blue Jays pitchers took their turn hitting. **Woody Williams** became the first Blue Jays pitcher to come to bat and also had the first hit, a single, in his second at-bat off Curt Schilling on June 13, 1997.

On June 21, 2003 at Montreal, **Mark Hendrickson** became the first Blue Jay pitcher to hit a home run in Interleague play (solo homer off Sunny Kim).

Marcus Stroman made his mark as the only other Toronto pitcher to go deep, hitting a solo home run off Julio Teheran in Atlanta on May 18, 2017. The home run followed up a blast by catcher Luke Maile, forming the first back-to-back home runs by batter mates in the post-DH era (*courtesy Elias*).

Regular

Season	AVG	AB	R	H	2B	3B	HR	RBI	SH-SF	HBP	BB	SO	SB	SLG	OBP
1977-96	.000	1	0	0	0	0	0	0	0-0	0	0	0	0	.000	.000
1997	.118	17	1	2	1	0	0	0	0-0	0	2	5	0	.176	.211
1998	.100	20	0	2	0	0	0	0	2-0	0	1	4	0	.100	.143
1999	.053	19	0	1	0	0	0	0	2-0	0	1	10	0	.053	.100
2000	.071	28	0	2	0	0	0	0	0-0	0	1	14	0	.071	.103
2001	.188	16	0	3	1	1	0	1	5-0	0	0	6	0	.375	.188
2002	.100	20	1	2	0	0	0	0	2-0	0	0	5	0	.100	.100
2003	.214	28	5	6	1	0	1	3	0-0	0	0	8	0	.357	.214
2004	.000	20	0	0	0	0	0	0	3-0	0	0	10	0	.000	.000
2005	.000	18	1	0	0	0	0	0	1-0	0	0	7	0	.000	.000
2006	.105	19	1	2	0	0	0	0	0-0	0	0	8	0	.105	.105
2007	.211	19	0	4	0	0	0	1	0-0	0	1	7	0	.211	.250
2008	.000	16	0	0	0	0	0	0	3-0	0	0	5	0	.000	.000
2009	.000	20	0	0	0	0	0	0	2-0	0	0	13	0	.000	.000
2010	.111	18	1	2	1	0	0	1	1-0	0	1	10	0	.167	.158
2011	.091	22	1	2	0	0	0	2	0-0	0	1	10	0	.091	.130
2012	.150	20	2	3	0	0	0	0	1-0	0	0	8	0	.150	.150
2013	.095	21	3	2	1	0	0	1	3-0	0	2	6	0	.143	.174
2014	.080	25	2	2	0	0	0	0	1-0	0	0	13	0	.080	.080
2015	.143	21	0	3	0	0	0	0	2-0	0	2	7	0	.143	.217
2016	.071	28	3	2	0	0	0	0	4-0	0	1	0	0	.071	.103
2017	.048	21	1	1	0	0	1	2	2-0	0	0	11	0	.190	.048
2018	.208	24	2	5	1	0	0	0	0-0	0	1	15	0	.250	.240
2019	.118	17	2	2	0	0	0	0	0-0	0	1	10	0	.118	.167
2021	.000	17	0	0	0	0	0	0	3-0	0	0	7	0	.000	.000
Totals	.099	495	25	49	6	1	2	11	37-0	0	15	209	0	.127	.125

*The universal DH rule was in effect for the 2020 season.





PLAYER DEVELOPMENT

GABRIEL MORENO

PLAYER DEVELOPMENT

BIOGRAPHIES

LAST SEASON

HISTORY

RECORDS

OPPONENTS

PLAYER DEV.

MEDIA & MISC.



JOE SCLAFANI **DIRECTOR, PLAYER DEVELOPMENT**

Joe Sclafani is entering his seventh season with the Blue Jays and his first as Director, Player Development, having served the prior three years as Assistant Director. He joined the organization after playing four years (2012-2016) in the Houston Astros organization, culminating in a Triple-A national championship in 2015. Sclafani participated in the Arizona Fall League in 2014, helping the team to the AFL championship. He was also a member of Team USA in the fall of 2015, taking home a silver medal in the inaugural Premier 12 tournament in Taiwan and Japan. In 2018, he was inducted into the "Wearers of the Green", Dartmouth College's Athletic Hall of Fame. In his current role, Sclafani leads the day-to-day operations and systems of the player development department, and helps drive the creation and implementation of development plans for each player in the Minor League system.



CHARLIE WILSON **DIRECTOR, MINOR LEAGUE OPERATIONS**

Born and raised in Toronto, Charlie Wilson graduated from Trinity College School in Port Hope, Ontario, in 1992. There he was a member of the school's football, rugby and downhill skiing teams, and also played amateur baseball in Toronto in the summers. He then attended Bishops University in Lennoxville, Quebec. Wilson first joined the organization working the summer seasons in the Public Relations Department between 1993-1996, while continuing his post-secondary studies at Bishops University. Shortly after his graduation from Bishops, he joined the club's Baseball Operations Department as a Baseball Assistant, working specifically in player development and scouting, and was promoted to the position of Scouting Coordinator in December, 2000. Wilson worked in that capacity until August 20, 2003, when he was elevated to the position of Manager, Minor League Operations. On October 9, 2009, he was appointed to his current position where he oversees the day-to-day operations of the Blue Jays' farm system. Wilson was honoured with the 2015 Howard Starkman Award, granted annually to the Employee of the Year for the Toronto Blue Jays Baseball Club who best exemplifies the values of integrity, innovation, accountability, teamwork and a passion for winning. Residing in Toronto, he is married and has four children.



MATT BUSCHMANN **DIRECTOR, PITCHING DEVELOPMENT**

Matt Buschmann begins his third year as Director, Pitching Development. He also serves as the team's Bullpen Coach, a role he was named to on November 27, 2018. Buschmann held his first player development position in 2018 when he was Assistant Director of Player Development - Run Prevention for the San Francisco Giants. The native of St. Louis, MO, earned All-State accolades as a pitcher in high school before playing four seasons at Vanderbilt University. After a 15th-round selection by the San Diego Padres in 2006, Buschmann spent 11 seasons in the minors and made his Major League debut at 32 years of age while with the Arizona Diamondbacks in 2016. He lives in Nashville with his wife, Sara Walsh, and their boy-girl four-year-old twins, Brees and Hutton.



TIM RAINES **SPECIAL ASSISTANT TO PLAYER DEVELOPMENT**

Born September 13, 1959 in Sanford, FL, 2022 marks Tim Raines' 10th season with the Blue Jays and his fifth in this role. He previously held the position of Outfield/Baserunning Coordinator from 2013-2017. Raines was inducted into the Baseball Hall of Fame on July 30, 2017, and was also inducted into the Canadian Baseball Hall of Fame in 2013. The outfielder spent 23 seasons in the Major Leagues with Montreal (1980-1990, 2001), Chicago-AL (1991-1995), New York-AL (1996-1998), Oakland (1999), Baltimore (2001) and Florida (2002). He hit .294 (2,605 hits) with 170 home runs, 980 RBI, 808 stolen bases and a .385 OBP. Among the all-time leaders, he ranks fifth in stolen bases, 38th in walks and is tied for 80th in hits. Raines had his #30 uniform retired by the Expos on June 19, 2004. He made his managerial debut with Class-A Brevard County in the Expos' organization, posting a 53-72 record in 2004. He then spent three seasons in the White Sox' system, including two with the Major League club from 2005-2006. In 2005, Raines was the First Base Coach on the World Series Championship team and was Bench Coach in 2006. He now has four children and resides just outside of Phoenix, Arizona.





RYAN MITTLEMAN
DIRECTOR, PROFESSIONAL SCOUTING

Ryan Mittleman joined the organization in 2005 as Manager of Baseball Information in the communications department. He then moved into the scouting department in 2006 and spent the next five seasons as the Coordinator of Amateur Scouting. Mittleman became Assistant Scouting Director in 2011 before spending 2012 as a Pro Scout, and spent 2013-2014 as Coordinator of Advance Scouting and Video. Mittleman served as Major League Advance Scouting Coordinator from 2015-2016, providing advance scouting and handling in-game replay operations, and was named to his current position on January 4, 2017, where he oversees the direction of all professional scouts in the organization. Born in Providence, Rhode Island, he has resided in Toronto since 1985. Mittleman excelled in hockey, playing on the US under-17 and


under-18 teams, winning silver medals with both squads while leading the under-17 club in goals. He attended Boston College, and played Division I hockey for the Eagles from 1995-1997.



SHANE FARRELL
DIRECTOR, AMATEUR SCOUTING

Shane Farrell is entering his third season with the organization, having joined the Blue Jays in January, 2020. He works with Tony Lacava to oversee the Amateur Scouting process and also collaborates with the High Performance, Research & Development, and Player Development departments to advance information streams and help integrate players into the Blue Jays Minor League system. Farrell previously worked for the Chicago Cubs as a West Coast Crosschecker. He started in the Cubs' front office in 2012 as an Amateur Scouting Assistant before becoming an Area Scout in 2017. Farrell was raised in a baseball family – his father, John, is a former Blue Jays Manager; his older brother, Jeremy, is the Director of Player Development with the Cincinnati Reds; his younger brother, Luke, was on the Minnesota Twins' Major


League Roster in 2021; and Shane was drafted by the Blue Jays in the 46th round of the 2011 Draft. He currently resides in Dunedin, FL, with his wife, Elizabeth, and daughters, Payton and Palmer.



JOSE "SANDY" ROSARIO
DIRECTOR, INTERNATIONAL OPERATIONS

Jose Sandy Rosario Valdez, born in Santo Domingo, Dominican Republic on August 11, 1973 and is now married with three children. He played as an amateur in the Parallel League and served as a bullpen catcher for the DSL Pirates in 1994. He studied engineering at the University Autonoma of Santo Domingo and completed his degree in 2000. Rosario worked with the Montreal Expos from February, 2002 until October, 2006 as Director of Scouting and Development in the Dominican. He then went to the Mets as an Area Scout in November, 2006 until October, 2011. Rosario joined the Toronto Blue Jays as Director of Scouting, Dominican Republic in November of 2011, served as Director, Latin America Operations from February of 2016 until he was promoted to his current role of Director, International Operations on

November 19, 2018. He has participated in the signings of players such as: Atahualpa Severino, Michael Martinez, Henry Mejia, Juerys Familia, Armando Rodriguez, Juan Jaime, Miguel Castro, Lourdes Gurriel Jr., Richard Urena, Jose Fernandez, Yimi Cordero, and Vladimir Guerrero Jr.



LORENZO PEREZ
SUPERVISOR, INTERNATIONAL SCOUTING

Lorenzo Antonio Pérez enters his first season as Supervisor, International Scouting. He was born on February 1, 1979 in Salcedo, Dominican Republic. Perez studied Business at OIM University and played amateur baseball. He has been an International Scout for 16 years, the longest tenure in Toronto's international scouting department. He has been covering México, Colombia, Venezuela and Panamá, and has played an integral role in the evaluation and signing of all Dominican players in the Blue Jays' system.



LUIS NATERA
SUPERVISOR, DOMINICAN SCOUTING

Luis Natera was promoted to his current position in 2021, supervising the evaluation of all amateur players in the Dominican. He started his scouting career with the Blue Jays in 2014 as the Dominican Republic Video Coordinator and was promoted to Area Scout in 2016. Natera also plays a vital role for the Dominican Winter League Toros del Este, working in their baseball operations department and advanced scouting, and won a championship with them in 2020. His father, Luis Octavio Natera, was a Major League Hitting Coach with the Mets in 2014. Natera signed with the New York Mets in 2009 and played one season of professional baseball with New York's Dominican Summer League squad. He was born in San Pedro, Dominican Republic, where he now lives with his wife and daughter.





JOSE CONTRERAS
VENEZUELAN SCOUTING SUPERVISOR

José Aurelio Contreras Molina was signed by the Montreal Expos in 2001 and played in Montreal's system for five years, reaching the A-ball level. He also played in the St. Louis Cardinals' system in 2007 and joined the Quebec Capitals of the Can-Am League in 2008. Contreras worked as a scout and infield coach for the New York Mets from 2010-2011 before joining the Blue Jays in 2012 as a scout and coach in Latin America. He also served as a First Base Coach for the Guaira Sharks in the Venezuelan professional league in 2016. Contreras was promoted to his current position in January of 2018 and now lives with his wife and daughter in Caracas, Venezuela.



AARON ACOSTA
MEXICAN SCOUTING SUPERVISOR

Aaron Acosta played 20 years of professional baseball in the Mexican (summer) Baseball League (LMB) and 13 years in the Mexican (Winter) Pacific League (LMP). He appeared in two all-star games in the LMB and one all-star game in the LMP. He was named Pitcher of the Year while with the Venados of Mazatlán in 1994. He played in the Caribbean Series in 1995 with San Juan, Puerto Rico and 1998 with Puerto La Cruz, Venezuela. Acosta retired as a player in 2010 and started working with the Venados of Mazatlán as a scout. He went on to work for the Tampa Bay Rays as a scout from 2013 to 2016. Acosta studied mechanical electrical engineering at the University of Veracruzana. He was named to his current position with the Blue Jays in 2016.



HARRY EINBINDER
MANAGER, AMATEUR & INTERNATIONAL SCOUTING

Harry Einbinder was promoted to his current position in 2017. He originally joined the Blue Jays in the ticket sales department in 2005 and moved into Baseball Operations as an intern in 2008 before being appointed to Assistant, Baseball Research in 2009. Einbinder became Scouting Coordinator in 2010 and remained in that role until 2015, when he served as Coordinator, Advance Scouting and Video. In 2007, he worked at the Mexican Baseball Academy in El Carmen, Nuevo Leon, Mexico. Born in New York, NY, Einbinder graduated from Cornell and earned his MBA at the University of Toronto. He holds dual citizenship and lives in Toronto with his wife and daughter.



KORY LAFRENIERE
MANAGER, AMATEUR SCOUTING

Kory Lafreniere is entering his ninth season with the Blue Jays in Toronto. He was promoted to his current role after spending the previous four seasons as Scouting Coordinator. He works closely with the amateur scouting staff and front office in preparation for the amateur draft. Additionally, this is his fifth season overseeing scouting efforts in Canada as Canadian Area Supervisor. Prior to joining the Blue Jays in Toronto, Lafreniere interned with two Blue Jays affiliates, Vancouver and Bluefield, and the Toronto Raptors. Born and raised in Sault Ste. Marie, ON, Lafreniere graduated from Laurentian University in 2013 with an Honours Bachelor of Commerce in Sports Administration.



PROFESSIONAL SCOUTS



Matt Anderson
*Player Personnel
Coordinator*



John Babocsi
*Player Personnel
Analyst*



Blake Bentley
*Player Personnel
Coordinator*



Kevin Briand
Professional Scout



Sal Butera
Major League Scout



Carson Cistulli
*Player Personnel
Manager*



Justin Coleman
Professional Scout



Tommy Farah
Pro Scouting Analyst



Jon Lalonde
*Player Personnel
Manager*



Bryan Lee
*Baseball Operations
Coordinator*



Marc Lippman
*Player Personnel
Coordinator*



Nick Manno
*Player Personnel
Manager*



David May Jr.
Professional Scout



Tim Rooney
*Player Personnel
Coordinator*



Hideaki Sato
Pacific Rim Scout



Jim Skaalen
Major League Scout



Brent Urcheck
*Player Personnel
Manager*



Stephen Yoo
Professional Scout



AMATEUR SCOUTS

BIOGRAPHIES

LAST SEASON

HISTORY

RECORDS

OPPONENTS

PLAYER DEV.

MEDIA & MISC.



Russ Bove
*Special Assignment
Scout*



Blake Crosby
National Supervisor



Dean Decillis
*Special Assignment
Scout*



C.J. Ebarb
*Regional
Crosschecker*



Brian Johnston
*Amateur &
International
Crosschecker*



Jamie Lehman
*Regional
Crosschecker*



Matthew McCue
Scouting Assistant



Greg Runser
*Regional
Crosschecker*



Noah St. Urbain
*Regional
Crosschecker*




Paul Tinnell
*Amateur
Crosschecker*



Michael Youngberg
*Regional
Crosschecker*



AREA SCOUTS



Adam Arnold
Phoenix, AZ



Joey Aversa
Fountain Valley, CA



Coulson Barbiche
Midlothian, VA



Brandon Bishoff
Tampa, FL



Tom Burns
Harrisburg, PA



Adrian Casanova
Miami, FL



Chris Curtis
Houston, TX



Ryan Fox
Yakima, WA



Pete Holmes
Boston, MA



Matt Huck
Chicago, IL



Randy Kramer
Aptos, CA



Jim Lentine
San Clemente, CA



Nate Murrie
Bowling Green, KY




Don Norris
Hoover, AL



Matt O'Brien
Clermont, FL



Wes Penick
Clive, IA



Max Semler
Dallas, TX



Bud Smith
Lakewood, CA



Mike Tidick
Statesboro, GA

BIOGRAPHIES

LAST SEASON

HISTORY

RECORDS

OPPONENTS

PLAYER DEV.

MEDIA & MISC.




AMATEUR SCOUTING SUPPORT STAFF



Tony Cho
Amateur &
International Video
Associate



Pat Griffin
Canadian Scout



Adam Lan
Development Scout



Jay Lapp
Canadian Scout



Chris Lionetti
Amateur Scout



Jasmin Roy
Canadian Scout



Roberto Santana
Puerto Rican Scout



Rene Tosoni
Canadian Scout

GRAND SLAMS HIT BY A TORONTO ROOKIE - ALL-TIME

Rick Bosetti	May 7, 1978 (Enrique Romo, Seattle Mariners)
Jesse Barfield	April 24, 1982 (Tom Burgmeier, Boston Red Sox)
Junior Felix	June 2, 1989 (Bob Stanley, Red Sox, INSIDE THE PARK)
Glenallen Hill	Sept. 1, 1989 (Mark Guthrie, Minnesota Twins)
Glenallen Hill	Aug. 14, 1990 (Adam Peterson, Chicago White Sox)
Gabe Gross	Sept. 5, 2004 (Justin Duchsherer, Oakland Athletics)
J.P. Arencibia	June 6, 2011 (Zach Britton, Baltimore Orioles)
Brett Lawrie	Aug. 8, 2011 (Craig Breslow, Oakland Athletics)
Devon Travis	May 3, 2015 (Trevor Bauer, Cleveland Indians)
Rowdy Tellez	April 23, 2019 (Tony Watson, San Francisco Giants)
Rowdy Tellez	June 12, 2019 (Miguel Castro, Baltimore Orioles)
Cavan Biggio	June 29, 2019 (Homer Bailey, Kansas City Royals)
Vladimir Guerrero Jr.	July 20, 2019 (Gregory Soto, Detroit Tigers)
Vladimir Guerrero Jr.	July 30, 2019 (Josh Staumont, Kansas City Royals)



2022 MINOR LEAGUE INSTRUCTORS

CANDAELE, Casey

Field Coordinator

- Casey Candaele is entering his third season as Field Coordinator while going into his second season as Manager at Triple-A Buffalo...Spent the prior two seasons as Manager for Advanced-A Dunedin (2018) and Class-A (short) Vancouver (2019), and was also named as the Blue Jays' Practice Design/Skill Development Coordinator for the 2019 campaign...Began his coaching career holding various positions at San Luis Obispo High School, as well as in various summer leagues throughout that area...In 2011, he became the Infield and Baserunning Coordinator for the Texas Rangers, and was promoted to Field Coordinator in 2015, a position he held for one year before the Seattle Mariners hired him to be their First Base Coach in the Major Leagues.
- The former utility man played at the University of Arizona where he helped the team win the National Championship in 1980...Signed by the Expos as an undrafted free agent in 1982 and played parts of nine seasons in the Major Leagues with the Expos, Astros and Indians, combining to bat .250 with 11 home runs and 139 RBI over 754 games.

MANAGERIAL/COACHING CAREER

2011-2014	Infield and Baserunning Coordinator, Texas Rangers
2015	Field Coordinator, Texas Rangers
2016-2017	First Base Coach, Seattle Mariners
2018	Manager, Dunedin, Florida State League (Blue Jays)
2019	Manager, Vancouver, Northwest League (Blue Jays)
2020-	Field Coordinator, Toronto Blue Jays
2021-	Manager, Buffalo, Triple-A East (Blue Jays)

TAMARGO Jr., John

Short-Season Field Coordinator

- Entering his third year in the role of Short-Season Field Coordinator, in which he primarily works with the GCL and DSL affiliates, and will focus on team environment, competitive culture, team fundamentals, in-game strategies and base running...2021 marks his 12th season with the organization, having served as a Hitting Coach, Manager, Hitting Coordinator and Latin American Field Coordinator...Also spent five years coaching within the Astros' system, from 2004-2008.
- Attended the University of Florida and played seven Minor League seasons with the Mets and Astros, reaching as high as Triple-A.

MANAGERIAL/COACHING CAREER

2004	Position Coach, Carolina League (Astros)
2005-08	Hitting Coach, Corpus Christi, Texas League (Astros)
2010-11	Hitting Coach, Lansing, Midwest League (Blue Jays)
2012-14	Manager, Lansing, Midwest League (Blue Jays)
2015	Hitting Coach, Dunedin, Florida State League (Blue Jays)
2016	Manager, Vancouver, Midwest League (Blue Jays)
2017-18	Manager, DSL Blue Jays (Blue Jays)
2019	Latin American Field Coordinator, Toronto Blue Jays
2020-	Short-Season Field Coordinator, Toronto Blue Jays

MCPHERSON, Dallas

Defensive Coordinator

- Going into his first year as Defensive Coordinator...Took on the role of Skill Development Coordinator from 2020-2021...Spent 2019 as Manager of Class-A Lansing...Managed Class-A (short) Vancouver in 2018, his first season as a professional coach/manager...Previously served as Varsity Head Coach at King's Ridge Christian School in Alpharetta, GA.
- Selected in the 2nd Round of the 2001 Major League Baseball First-Year Player Draft and was twice named Minor League Baseball Player of the Year (2002, 2004) before making his Major League debut in September of 2004 with the Anaheim Angels...Played in parts of five Major League seasons before retiring with the Chicago White Sox in 2011...Combined to hit .241 with 18 home runs and 45 RBI across 139 Major League games.

MANAGERIAL/COACHING CAREER

2018	Manager, Vancouver, Northwest League (Blue Jays)
2019	Manager, Lansing, Midwest League (Blue Jays)
2020-21	Skill Development Coordinator, Toronto Blue Jays
2022	Defensive Coordinator, Toronto Blue Jays



BIOGRAPHIES

LAST SEASON

HISTORY

RECORDS

OPPONENTS

PLAYER DEV.

MEDIA & MISC.



MENSE, Hunter**Hitting Coordinator**

- Begins his fourth season as Toronto's Minor League Hitting Coordinator, while going into his first year with the Major League staff as Assistant Hitting Coach...Spent the 2018 season as Hitting Coach for Double-A New Hampshire...Spent six seasons as an assistant coach at the University of Missouri before joining the San Diego Padres in 2017 as the Hitting Coach at short-season Tri-City...Was an outfielder at Missouri and was drafted in 2006 by the Florida Marlins...Following his playing career, he returned to University of Missouri to finish his degree and begin his coaching career.
- Played five seasons in the minors with the Marlins, reaching as high as Triple-A...More recently, he achieved his Master's in Sports Psychology from Missouri in 2016...Currently resides in Boonton, NJ, with his wife, Nici, and son, Mason.

**MANAGERIAL/COACHING CAREER**

2017	Hitting Coach, Tri-City, Northwest League (Padres)
2018	Hitting Coach, New Hampshire, Eastern League (Blue Jays)
2019-	Hitting Coordinator, Toronto Blue Jays
2022-	Assistant Hitting Coach, Toronto Blue Jays

SOLANO, Danny**Infield Coordinator**

- Joined the coaching ranks, assisting with the Blue Jays Extended Spring Training program at the end of the 2006 season, before becoming a coach with the Gulf Coast squad...In 2012, assisted Chad Mottola with hitting coach duties at Triple-A Las Vegas...Spent 2015-2016 as Minor League Infield Coach before assuming the role of Infield Coordinator in 2017.
- Signed as an undrafted free agent by Texas in 1996...Then signed with Toronto in May of 2002... Played nine seasons in the minors, reaching Triple-A while with Syracuse from 2004-2006...In 861 career games, posted a .248 average with 32 home runs and 292 RBI...Played 99 games at 2B, 198 at 3B and 529 at SS.

**MANAGERIAL/COACHING CAREER**

2007-11	Coach, Gulf Coast League (Blue Jays)
2012	Assistant Hitting Coach, Las Vegas (Blue Jays)
2013-14	Coach, Gulf Coast League (Blue Jays)
2015-16	Minor League Infield Coach, (Blue Jays)
2017-	Infield Coordinator (Blue Jays)

POPHAM, Cory**Pitching Development Coordinator**

- Signed on to serve as Pitching Coach of the GCL Blue Jays for the cancelled 2020 season, while also handling the role of Pitching Development Coordinator for the organization...Spent his 2019 campaign with Dominican Summer League squad as an Assistant Pitching Coach...Was Pitching Coach for the NCAA Division II Post Eagles in 2018.
- Pitched for two seasons (2013 and 2015) at the University of the Pacific in Stockton, CA.

**MANAGERIAL/COACHING CAREER**

2019	Assistant Pitching Coach, GCL Blue Jays, Gulf Coast League (Blue Jays)
2020-	Pitching Development Coordinator, Toronto Blue Jays

TRACY, Matt**Pitching Development Coordinator**

- Began serving as the organization's Pitching Development Coordinator prior to the 2020 season...Was also named Assistant Pitching Coach for the GCL Blue Jays for the cancelled 2020 campaign.
- Drafted out of the University of Mississippi by the New York Yankees in the 24th round in 2011... Pitched in one Major League game for the Yankees in 2015...Made 165 Minor League appearances, including 111 starts, while going 33-42 with a 3.91 ERA...Signed with the Blue Jays in 2018 for his final pro season and pitched in 11 games for Triple-A Buffalo (2.40 ERA).

**MANAGERIAL/COACHING CAREER**

2020-	Pitching Analysis Coordinator, Toronto Blue Jays
-------	--



MINOR LEAGUE AFFILIATES

BUFFALO BIONS

INTERNATIONAL LEAGUE, NORTHEAST DIVISION

Sahlen Field

One James D. Griffin Plaza, Buffalo, NY 14203

Phone (716) 846-2000
 Fax (716) 852-6530
 Website www.bions.com
 Email info@bions.com
 Owner/President Robert E. Rich Jr.
 President Rich Entertainment Group Melinda R. Rich
 Vice President, Chief Operating Officer Joseph W. Segarra
 President, Rich Baseball Operations Michael Buczkowski
 Vice President, Operations & Finance Kevin Parkinson
 Vice President, Food Service Operations Robert Free
 General Manager Anthony Sprague
 Vice President, Secretary William G. Gisel Jr.
 Corporate Counsel Jill K. Bond, William E. Grieshaber Jr.
 Assistant GM/Marketing & PR Brad Bisbing
 Executive Assistant Tina Leshner
 Director, Corporate Sales Jim Harrington
 Director, Sales Geoff Lundquist
 Director, Ticket Office Operations Mike Poreda
 Director, Stadium Operations Brian Phillips
 RBO Retail, Licensing & Entertainment Manager
 Theresa Cerabone
 "Voice of the Bions"/Media, Baseball Communications
 Pat Malacaro
 Digital & Social Content Coordinator Marissa Packard
 Graphic Designer Aly Marcano
 Game Day Entertainment Coordinator Amanda Ballesterio
 General Manager, Food Service Operations Sean Regan
 Commissary Manager Eugene Steele
 Supervisor, Food Service Operations Curt Anderson

NEW HAMPSHIRE FISHER CATS

EASTERN LEAGUE, NORTHEAST DIVISION

Delta Dental Stadium

One Line Drive, Manchester, NH 03101

Phone (603) 641-2005
 Fax (603) 641-2055
 Website www.nhfishecats.com
 Email info@nhfishecats.com
 Ownership Operated by DSF Sports
 Managing Partner Arthur P. Solomon
 Partner Rick Brenner
 Partner Tom Silvia
 President Mike Ramshaw
 Vice President, Sales Jeff Tagliaferro
 Vice President, Business Development Erik Lesniak
 Executive Director, Facilities Shawn Greenough
 Executive Director, Hospitality and Special Events
 Stephanie Fournier
 Manager, Box Office Tara Leeth
 Manager, Stadium Operations D.J. Peer
 Manager, Facility Operations Kevin Matthews
 Manager, Graphic Design & Production Amy Cecil
 Manager, Marketing & Promotions Maddie Saines
 Manager, Merchandise Jacob Madsen
 Coordinator, Corporate Sales & Promotions Andrew Marais
 Coordinator, Corporate Sales Courtney Williams

Manager, Pub at the Park Kailey Gyorffy
 Kitchen Manager, Pub at the Park Dean Williams
 Community Relations/Receptionist Gail Hodges
 Accounting Manager, Rich Baseball Operations
 Chas Fiscella
 Accountant Amy Delaney
 Payroll Administrator Tori Dwyer
 Account Executive Kim Milleville
 Account Executive Mark Gordon
 Account Executive Shaun O'Leay
 Chief Engineer Gerald Hamilton
 Engineers Mark Becht, David Wheeler
 Head Groundskeeper Kelly Rensel
 Home Clubhouse/Baseball Operations Scott Leshner
 Visiting Clubhouse Manager Steve Morris
 Manager Casey Candaele
 Pitching Coach Jeff Ware
 Hitting Coach Corey Hart
 Position Coach Devon White
 Bullpen Coach Brendan Kelly
 Development Coach Jake McGuigan
 Athletic Trainer Caleb Daniel
 Strength and Conditioning Coach Justin Batchner
 Affiliate Dietitian Kara Terry
 Mental Performance Coach Rob DiBernardo
 Stadium Sahlen Field
 Seating Capacity 16,600
 Outfield Distances LF-325, CF-404, RF-325, LCF-371,
 RCF-367

Senior Ticket Sales Account Executive Nate Newcombe
 Senior Ticket Sales Account Executive Andrew Larson
 Ticket Sales Account Executive Caleb Baum
 Ticket Sales Account Executive Damin Messier
 Special Assistant to the Team President & Front Office
 Manager Aubrey Smith
 Radio Broadcasters Bob Lipman, David Korzenowski
 Manager Cesar Martin
 Pitching Coach Jim Czajkowski
 Hitting Coach Matt Hague
 Position Coach Chris Schaeffer
 Bullpen Coach Daniel Tucker
 Development Coach Matt von Roemer
 Athletic Trainer Luke Greene
 Strength and Conditioning Coach Casey Callison
 Mental Performance Coach Raul Pimentel
 Affiliate Dietitian Geoff Stallman
 Home Clubhouse Manager Travis Rice
 Stadium Delta Dental Stadium
 Capacity 6,500
 Outfield Distances LF-326, CF-400, RF-306

BIOGRAPHIES

LAST SEASON

HISTORY

RECORDS

OPPONENTS

PLAYER DEV.

MEDIA & MISC.



VANCOUVER CANADIANS

NORTHWEST LEAGUE

Nat Bailey Stadium
4601 Ontario Street, Vancouver, BC V5V 3H4

Phone (604) 872-5232
 Fax (604) 872-1714
 Website www.canadiansbaseball.com
 Email staff@canadiansbaseball.com
 Operated By Vancouver Professional Baseball LLP
 Principal Owner & Managing General Partner Jake Kerr
 Partner Jeff Mooney
 President Andy Dunn
 Executive Vice President Tom Backemeyer
 Vice President of Sales & Marketing Walter Cosman
 General Manager Allan Bailey
 Assistant General Manager Stephani Ellis
 Financial Controller Brenda Chmiliar
 Manager, Broadcasting & Media Relations Tyler Zickel
 Manager, Ticket Operations Steven Maisey
 Coordinator, Accounting Charlene Shamku

Coordinator, Marketing Kendra Chin
 Manager, Ballpark Operations Charles O'Neill
 Head Groundskeeper Levi Weber
 Manager Brent Lavallee
 Pitching Coach Phil Cundari
 Hitting Coach Ryan Wright
 Position Coach Ashley Ponce
 Bullpen Coach Joel Bonnett
 Athletic Trainer Roelvis Vargas
 Strength and Conditioning Coach Tommy LaBriola
 Affiliate Dietitian Yuka Sanui
 Mental Performance Coach Raul Pimentel
 Home Clubhouse Manager Jesse Mendez
 Stadium Nat Bailey Stadium
 Capacity 6,413
 Outfield Distances LF-320, CF-385, RF-335

DUNEDIN BLUE JAYS

FLORIDA STATE LEAGUE, WEST DIVISION

TD Ballpark
373 Douglas Ave., Dunedin, FL 34698

Phone (727) 733-9302
 Fax (727) 734-7661
 Website www.dunedinbluejays.com
 Email dunedin@bluejays.com
 Director, Florida Operations Shelby Nelson
 Senior Manager of TD Ballpark Business Operations
 Kathi Beckman
 Senior Manager of TD Ballpark Operations Zac Phelps
 Accounting Manager Gayle Gentryl
 Communications and Admin Specialist Andrew Thriffley
 In-Game Entertainment & Community Relations Specialist
 Matthew Woak
 Coordinator, TD Ballpark Facilities & Operations
 Evan Kaminski
 Administrative Assistant Dea Jones
 Head Superintendent Patrick Skunda

Assistant Head Superintendent Brian Cox
 Manager Donnie Murphy
 Pitching Coach Drew Hayes
 Hitting Coach Matt Young
 Position Coach Danny Canellas
 Bullpen Coach Taylor Hill
 Coaching Assistant Max Glasser
 Athletic Trainer Brandon Hammerstrom
 Strength and Conditioning Coach Roswell Del Rosario
 Affiliate Dietitian Geoff Stallman
 Mental Performance Coach Erika Monsalve
 Stadium TD Ballpark
 Capacity 8,500
 Outfield Distances LF-328, CF-400, RF-328

FCL BLUE JAYS

ROOKIE - FLORIDA COMPLEX LEAGUE

Toronto Blue Jays Player Development Complex
3031 Garrison Road, Dunedin, FL 34698

Phone (727) 734-8007
 Fax (727) 734-8162
 Manager Jose Mayorga
 Bench Coach George Carroll
 Pitching Coach Antonio Caceres
 Pitching Coach Adrian Martin
 Pitching Coach Cory Rlordan
 Hitting Coach Justin Echevarria
 Hitting Coach Paul Elliott
 Hitting Coach Jaime Vieira

Position Coach Dennis Holmberg
 Development Coach Petr Stribrcky
 Athletic Trainer Jon Woodworth
 Athletic Trainer Frank Esposito
 Strength and Conditioning Coach Sydney Jenkins
 Strength and Conditioning Coach Edwin Ortiz
 Affiliate Dietitian Bryan Rosales
 Mental Performance Coach Erika Monsalve
 Home Field Player Development Complex

DSL BLUE JAYS

ROOKIE - DOMINICAN SUMMER LEAGUE

D.R. Academy
Boca Chica, Dominican Republic

Manager Andy Fermin
 Pitching Coach Yoel Hernandez
 Hitting Coach Fred Landers
 Position Coach Deiferson Barreto
 Position Coach Jose Mateo
 Coaching Assistant Jair Morelos
 Athletic Trainer Alain Pacheco

Athletic Trainer Ysidro Reyes
 Strength and Conditioning Coach Imbawer Alvarez
 Strength and Conditioning Coach Joseph Cardona
 Affiliate Dietician Bryan Rosales
 Mental Performance Coach Erika Monsalve
 Home Field Player Development Complex





CANDAELE, Casey - Manager

- Casey Candaele is entering his second season as Manager of the Bions, coming off a 71-46 season in which he led the Bions to their first first division championship since 2005 and was name Triple-A East Co-Manager of the Year...Also served as Field Coordinator in 2020 and will do so again for 2021...Spent the prior two seasons as Manger for Advanced-A Dunedin (2018) and Class-A Vancouver (2019)...Also named as the Blue Jays' Practice Design/Skill Development Coordinator for the 2019 campaign...Began his coaching career holding various positions at San Luis Obispo High School, as well as in various summer leagues throughout that area...In 2011, he became the Infield and Baserunning Coordinator for the Texas Rangers, and was promoted to Field Coordinator in 2015, a position he held for one year before the Seattle Mariners hired him to be their First Base Coach in the Major Leagues.
- The former utility man played at the University of Arizona where he helped the team win the National Championship in 1980...Signed by the Expos as an undrafted free agent in 1982 and played parts of nine seasons in the Major Leagues with the Expos, Astros and Indians, combining to bat .250 with 11 home runs and 139 RBI over 754 games.



RECORD AS MANAGER

	W-L	PCT
CAREER TOTALS	178-151	.541

WARE, Jeff - Pitching Coach

- Returning this season as Pitching Coach, his second at Triple-A, having spent the prior three years as the organization's Pitching Coordinator...Joined the Blue Jays organization for the first time in 2014 as Pitching Coach for Class-A (short) Vancouver...Spent the 2015 and 2016 seasons coaching with Class-A Lansing...Spent seven seasons in the Yankees organization, including three as Pitching Coach for the Tampa Yankees (2011-2013)...Landed at Staten Island (2007) and Charleston (2008-2010) as well...Began his coaching career as Pitching Coach for the North Shore Spirit in the Can-Am League.
- Selected in the 1st round by the Blue Jays in 1991 (35th overall)...Made stops in the Milwaukee, Anaheim, White Sox and Blue Jays organizations, reaching the Majors for 18 games with Toronto in 1995-1996...Was a member of Team USA and won bronze at the 1991 Pan American games.



HART, Corey - Hitting Coach

- This year marks his sixth season in the Blue Jays' system and his fourth as a Hitting Coach with Buffalo...Served in the same role for two seasons with Advanced-A Dunedin (2016-2017)...Spent six seasons (2010-2015) in the Miami Marlins' system, including four (2012-2015) as the Hitting Coach for the Advanced-A Jupiter Hammerheads...Prior to joining the Marlins organization, he spent four years coaching in the Milwaukee Brewers' Minor League system.
- The former infielder played eight Minor League seasons with Kansas City (1998-2004) and Milwaukee (2005) after being selected in the 23rd round of the 1998 First-Year Player Draft by the Royals.



WHITE, Devon - Position Coach

- Made his Blue Jays coaching debut as Hitting Coach with the Buffalo Bions in 2017 and became Position Coach in 2018...Previously served as outfield and baserunning coordinator for Washington (2008-2010) and baserunning coordinator for the Chicago White Sox (2011-2012).
- Selected by the Angels in the 6th round of the 1981 draft...Won three World Series championships, two with the Blue Jays (1992, 1993) and one with Florida (1997)...Was a seven-time Gold Glove winner in center field, while also earning three All-Star Game appearances (1989, 1993, 1998)...On September 9, 1989, he became one of the few players in baseball history to get on first base and then score by stealing second base, third base, and home.



McGUITTAN, Jake - Development Coach

- Joined the Blue Jays during the 2018 season as an affiliate intern with Rookie-level Bluefield... There he developed a passion for Player Development and an interest in coaching, leading to the creation of the Development Coach role for the 2019 season...Spent the 2019 season on staff with Advanced-A Dunedin and is currently in his third season as Development Coach with Triple-A Buffalo.
- Graduated from Harvard College in 2015 with a degree in Government. He played three seasons of independent baseball in the Can-Am League (2015) and Atlantic League (2016-2017).



NEW HAMPSHIRE FISHER CATS

EASTERN LEAGUE (AA)



MARTIN, Cesar - Manager

- Hired as Manager for New Hampshire prior to the 2020 cancelled season...Spent 2019 managing Advanced-A Dunedin to a first-place finish with an 80-55 record, and was named the Florida State League Manager of the Year...After the season, managed the Scottsdale Scorpions in the Arizona Fall League...Served the previous two years managing Class-A Lansing...Was the Gulf Coast League (Rookie) Manager from 2015-2016...In his initial season as Manager, led the GCL club to a Northwest Division title...Lost the GCL Championship 2-0 to the GCL Red Sox...Spent 2014 as Rookie-level Bluefield's Hitting Coach...Spent 2003-2013 with the DSL team, starting as a coach before taking over managerial duties in final seasons in the Dominican...In 2013, he led the DSL team to a 41-29 record.
- Signed with the Blue Jays as a Minor League player on July 2, 1998...Started his playing career in the DSL in 1999...Had his best season in 2000, hitting .274 in the DSL with 15 doubles and 52 RBIs...Moved up to Rookie-level Medicine Hat in 2001 and played his final season in Class-A (short) Auburn in 2002.



RECORD AS MANAGER

	W-L	PCT
CAREER TOTALS	353-279	.559

CZAJKOWSKI, Jim - Pitching Coach

- Now in his second stint with New Hampshire, having spent 2019 with Advanced-A Dunedin...Joined the Blue Jays in 2011 and will serve as a Pitching Coach for an 11th season, already putting in six campaigns in Vancouver, one prior in New Hampshire, and two in Dunedin...Spent 15 seasons in the Braves organization...During his 11 years as a Pitching Coach in Atlanta's system, did so with only two clubs: Rookie-level Danville and Class-A Rome.
- In his only season in the Major Leagues, appeared in five games for Colorado in their inaugural season...Was a three-time All-Star in the minors over 12 seasons...Was a member of six organizations, including Atlanta, Pittsburgh, Milwaukee, Chicago (NL), Colorado and Toronto.



HAGUE, Matt - Hitting Coach

- Entering his second season as a Hitting Coach for Double-A New Hampshire, after he was slated to be Dunedin's Hitting Coach for the cancelled 2020 season...Served as a Pro Scouting Fellow for the Blue Jays in 2019 and spent the season developing as an evaluator with a focus on swing mechanics.
- Played three seasons at the University of Washington before transferring to Oklahoma State University for his senior season...Drafted by the Pittsburgh Pirates in the 9th round of the 2008 First-Year Player Draft...Played for the Pirates organization from 2008-2014, playing at the Major League level in 2012 and 2014...Also reached the Majors for 10 games while playing for the Blue Jays in 2015...Rounded out his career with time in the Minnesota, Seattle and Washington organizations from 2017-2018.



SCHAEFFER, Chris - Position Coach

- The former catcher is in his fourth season as a Position Coach, his second at the Double-A level...Served for two years in the same role for Rookie-level Bluefield (2016-2017).
- The product of North Carolina State signed a Minor League deal with the Blue Jays in 2011 and played in Toronto's system for four years, reaching as high as Double-A in 2013, combining for a total of four home runs and 43 RBI across 103 career games.



VON ROEMER, Matt - Development Coach

- Taking on a coaching role for the 1st time...Spent the 2020 and 2021 seasons as Toronto's Technology Operations Coordinator, and will continue to hold onto that role for this campaign...Joined the organization in 2019 as the Affiliate Intern for the Dunedin Blue Jays.
- Played multiple positions over three seasons at Kenyon College in Gambier, OH...Hit .362 with a .906 OPS across 107 contests while finishing 2nd all-time in program history with 211 hits...Graduated in 2018 with a B.A. in History with concentrations in Public Policy and Legal Studies.



BIOGRAPHIES

LAST SEASON

HISTORY

RECORDS

OPPONENTS

PLAYER DEV.

MEDIA & MISC.





LAVALLEE, Brent - Manager

- Entering his first year as Manager in Vancouver...Served as a Manager for the first time last season with the FCL Blue Jays...Played at LSU Shreveport until 2009 and joined their coaching staff as a Graduate Assistant in 2010...Started as a full-time assistant in 2012 and was named the Head Coach in 2016...Through three seasons as Head Coach, his teams produced with an overall record of 126-57 and claimed the last two conference championships.
- The North Delta, British Columbia, native played for LSU for five seasons, including a medical red-shirt campaign...Played a total of 200 games and earned 2009 1st Team All-Canada while runner up for Canadian College Baseball Player of the Year.


RECORD AS MANAGER

	W-L	PCT
CAREER TOTALS	25-29	.463



CUNDARI, Phil - Pitching Coach

- Taking on the role of Pitching Coach for the second year, his first with Vancouver, as he was Pitching Coach for Low-A Dunedin in 2021...Was originally scheduled for his first season as a Pitching Coach in the Blue Jay's system prior to the 2020 cancelled campaign...Spent the previous two years at Rutgers University, on the heels of 17 seasons at Seton Hall...Named 2011 National Pitching Coach of the Year...Worked for CPC Behavioral Healthcare from 1990-2001...Also ran a Sports Performance Coaching Private Practice from 1995-2010.
- Selected in the 4th round of the 1985 Draft...Played four seasons in the minors, all within Oakland's system...Went 17-21 with a 4.30 ERA over 61 games.




WRIGHT, Ryan - Hitting Coach

- Made his Minor League coaching debut last year, in his current role, after his debut with Class-A Lansing was cancelled in 2020...Began his coaching career at Capital High School in Boise, ID, from 2015-2016...Was a Graduate Assistant at California State University Northridge in 2016...Joined the organization from Montana State University Billings where he was on staff since 2017...More recently served as the Hitting Coach & Recruiting Coordinator at MSUB...Has also managed the Spearfish Sasquatch Baseball Club in Spearfish, SD (2018-2019) and the Kelowna Falcons Baseball Club in Kelowna, BC (2019).
- Played collegiately at the University of Utah, Treasure Valley Community College, and Oklahoma City University.



PONCE, Ashley - Position Coach

- 2022 is Ashley's first season with the Blue Jays...After his playing career, coached teams for Panama for players age 10-18 years old...Has served as a Third Base Coach for the Federales de Chiriqui in 2019, 2021, and 2022...Lives in Chiriqui, Panama, with his family.
- Signed by the Mets as an international free agent and began his career in 2008 in the Venezuelan Summer League...The infielder played in seven total Minor League seasons within the New York (NL) and Pittsburgh systems, reaching as high as Advanced-A in 2013 and 2014...Also represented Panama in the World Baseball Classic Qualifier.



BONNETT, Joel - Bullpen Coach

- Entering his first year in professional baseball as Bullpen Coach with High-A Vancouver...Started as a Pitching Coach at The University of Illinois Springfield and has since worked in the same role at Southwest Minnesota State University, Hendrix College, and Benedictine University.
- The native of Springfield, IL, played four seasons at NCAA III North Park University, spending time as both a starter and a closer...Finished his career 7th all-time in appearances (23) and 4th all-time in saves (7)...Was an all-conference second team honoree as a senior 2012, while in 2010 he earned the Rawlings/American Baseball Coaches Association (ABCA) All-Central Region Gold Glove Award.



DUNEDIN BLUE JAYS

FLORIDA STATE LEAGUE (SINGLE-A)



MURPHY, Donnie – Manager

- Entering his first campaign as Manager for Dunedin...Made his debut as Manager for High-A Vancouver in 2021...Was Double-A New Hampshire's Hitting Coach for the 2019 campaign and spent 2018 as Hitting Coach for Advanced-A Dunedin...Served as Class-A Lansing's Hitting Coach in 2016.
- Drafted by Kansas City in the 5th round of the 2002 MLB First-Year Player Draft and put together a 14-year professional career...Spent time in the Kansas City, Oakland, Miami, Chicago (NL), Texas, Cincinnati, Atlanta and Milwaukee organizations before retiring in 2015...Made his Major League debut on September 18, 2004 while with Kansas City...In 335 career Major League games, hit .212 with 33 home runs and 119 RBI.

RECORD AS MANAGER

	W-L	PCT
CAREER TOTALS	55-64	.462

HAYES, Drew – Pitching Coach

- Entering his second season with the organization, having served as Dunedin's Development Coach in 2021...Previously worked at Trinity Christian Academy where he coached baseball and football while teaching English & Government...Resides in McKenzie, TN, with his wife, Mariah.
- The Vanderbilt University product, was drafted by the Reds in 2010 and played seven seasons in the organization, reaching the Majors for six appearances in 2016.

YOUNG, Matt – Hitting Coach

- Entering his third season with Dunedin, having also served as Hitting Coach for D-Jays last year and in 2019...Made his professional coaching debut in 2018 as Hitting Coach for Class-A Lansing.
- Attended Plano East Senior High School and the University of New Mexico before signing with the Atlanta Braves in 2004...Played parts of two seasons in the Major Leagues with the Braves and the Tigers, and enjoyed a nine-year professional career playing with the Atlanta, Detroit, St. Louis and Los Angeles (AL) organizations as an outfielder and second baseman...After working in insurance for several years following his playing career, became the General Manager at Top Prospect Academy in Grapevine, TX, where he offered private hitting instruction.

CANELLAS, Danny – Position Coach



- The 27-year-old is entering his third season as a coach, his first with Dunedin...Served in the same capacity for Vancouver last year and in 2019.
- The former catcher and relief pitcher played Rookie-level baseball for the Los Angeles Dodgers in 2014 and 2015...He also signed as a free agent with the Blue Jays on October 9, 2017 and was assigned to the Gulf Coast League, Lansing and Dunedin at various parts of the 2018 season.

HILL, Taylor – Bullpen Coach

- Going into his first year as Bullpen Coach...Spent the 2019-2021 seasons as Development Coach in Vancouver, where his focus was on helping pitchers utilize all of their data to the best of their ability while also assisting the pitching coach in anyway possible.
- Drafted by the Washington Nationals in the 6th round out of Vanderbilt University in 2011...Played in the Nationals Organization (2011-2017), and with the Giants (2018), Sioux Falls Canaries (2019), and Durango Generales (2019)...Made a total of nine Major League appearances while with the Nats in 2014 and 2015.

GLASSER, Max – Coaching Assistant

- Coaching with the Blue Jays for the first time this season...Has previous experience at both the college and professional levels, spending 2020 and 2021 as a Video Associate with the Los Angeles Dodgers and 2014-2018 as a Head Student Manager/Director of Baseball Operations at the University of Pittsburgh...Has also logged time at Sports Info Solutions (2019) and as an instructor at multiple hitting facilities.
- Graduated from the University of Pittsburgh with a Bachelor's Degree in Marketing and a Certificate in Data Analytics where he was student manager with the baseball team...Born in Washington, DC, grew up and currently resides in Arlington, Virginia.





MAYORGA, Jose – Manager

- The 29-year-old from Pueblo Nuevo, Panama, is entering his first season as FCL Manager... Served as Bench Coach for the affiliate last season...Managed the DSL Blue Jays to a 35-35 record during the 2019 campaign...Coached with the Class-A (short) Vancouver Canadians in 2017 and 2018...Served as Bullpen Catcher for the Phillies in 2016.
- Was signed by Philadelphia as a 17-year-old on April 8, 2010...Played in six Minor League seasons, reaching as high as Advanced-A Clearwater in 2015.

RECORD AS MANAGER

	W-L	PCT
CAREER TOTALS	35-35	.500

CARROLL, George – Bench Coach

- Taking on the role of Bench Coach for the first time...Served as Position Coach for Low-A Dunedin in 2021...The former catcher and first baseman spent the prior three seasons with GCL Blue Jays, starting as a player in 2017 before transitioning to Position Coach for the following two campaigns...He has also served as Catching Coach and Hitting Coach for IMG in Bradenton, FL, in 2014, and has served as an Instructor at Baseball Factory since 2015.
- The New York Institute of Technology grad signed with Toronto in 2011 and played for Rookie-level Bluefield for two seasons...He signed another Minor League deal with the club in 2017 and was assigned to Advanced-A Dunedin but did not play.

CÁCERES, Antonio Gonzalez – Pitching Coach


- Entering his first year with the FCL team...Was High-A Vancouver's Pitching Coach in 2021, after spending two seasons with Class-A Lansing (2018-2019), which followed seven years with Rookie-level Bluefield...Began his coaching career as the Pitching Coach with the Blue Jays of the Dominican Summer League in 2001...Led an Auburn club to a league lead in strikeouts and finished second in ERA in 2006...Returns for his 22nd year coaching in the Blue Jays organization.
- Signed as a non-drafted free agent by the Blue Jays on February 2, 1995...Played four seasons in the minors (1995-1998), all within the Blue Jays' system.

MARTIN, Adrian – Pitching Coach

- Entering his 17th professional season and fifth as a coach...Began his coaching career with the St. Louis Cardinals and helped win a PCL Championship as a member of the Triple-A Memphis Redbirds in 2017...Spent the next two seasons in the NY-Penn League with the State College Spikes where he worked as the pitching coach.
- Drafted out of high school by the Toronto Blue Jays in 2003 before making his pro debut in 2004...Spent seven seasons pitching in the Jays' organization, reaching Triple-A in 2009...From there he spent time with the San Francisco Giants, played in the Venezuela Winter League, and pitched for various independent teams.

RIORDAN, Cory – Pitching Coach

- The 35-year-old joined the organization in a coaching role for the first time last season when he landed his current role of Pitching Coach...Spent the 2020 shutdown assisting with the club's pitch design framework.
- Drafted by the Colorado Rockies in the 6th Round of the 2007 MLB Draft out of Fordham University. He played in the Colorado organization (2007-2013), Salt River – AFL (2012), LG Twins – KBO (2014), Leones – VWL (2015-2016), Bridgeport – Atlantic (2015), DET organization (2016), Toros – DWL (2016-2018), Bridgeport – Atlantic (2017), Somerset – Atlantic (2018), and New Britain – Atlantic (2019).



BIographies

LAST SEASON

HISTORY

RECORDS

OPPONENTS

PLAYER DEV.

MEDIA & MISC.



ECHEVARRIA, Justin – Hitting Coach


- Heading into his second season as Hitting Coach and also plays a role in coaching young catchers...Prior to joining the Blue Jays, coached at the collegiate level with stops at the Division 1, 2, and JUCO levels where I began as Catching Coach and Assistant Hitting Coach, responsible for the development of catchers and hitters by implementing daily drills, video and use of technology...Also runs and Catching Training Program, dedicated to the growth and development of elite defensive catcher in the Long Island/Northern NJ area.
- Drafted by the San Diego Padres out of Stony Brook University in 2010 as a catcher and played Rookie-ball in the AZL that season.

***ELLIOTT, Paul – Hitting Coach***


- Returning to Toronto's FCL squad for a second year after spending 2019 with Rookie-level Bluefield...Also served as Hitting Coach with the Gulf Coast League Blue Jays in 2018...Was a coach for the Australian National Team in the 2004 Olympics, 2006 World Baseball Classic, 2006 Intercontinental Cup, 2007 Baseball World Cup and 2009 World Baseball Classic...Joined the Blue Jays organization in 1996 as a coach for the Rookie-level Medicine Hat Blue Jays...Has coached in the Blue Jays' system since that time, including stops with Dunedin and New Hampshire.
- Played with the Australian Senior baseball team in Korea, Japan, the Philippines, Taiwan and Holland from 1984 to 1987.

***VIEIRA, Jaime – Hitting Coach***

- Entering her fourth season with the Blue Jays and her first in a coaching role...Started with Jays Care Foundation as a coordinator and last year transition to baseball operations as a research and development intern...Began coaching in 2010 and has been an assistant coach at Humber College since 2016...The Georgetown, ON, native is the first woman to coach within the organization.
- Played on the Humber Hawks softball team for three seasons while studying Kinesiology...Graduated from York University with a Masters in Health Science with a specialist in Biomechanics...Resides in Dunedin, FL, with her fiancé.

***HOLMBERG, Dennis – Position Coach***

- Has been with the Blue Jays for all but one of his 43 seasons as a coach/manager...Has managed teams to a postseason berth on 11 occasions, including a championship with Class-A Auburn in 2007...Made his Major League debut as the Bullpen Coach with Toronto in 1994 and 1995...Managed the Blue Jays new entry at Rookie-level Bluefield in the Appalachian League in 2011 to a playoff berth with a 40-28 mark and picked up his first Manager of the Year award for his efforts...Inducted into the Columbus, GA, Sports Hall of Fame on Feb. 21, 2015...Returns to the FCL for a third season after eight years with Bluefield.
- Drafted by the Brewers in the 5th round in 1970...Played eight seasons in the minors...Played every position except first base, and also pitched in three games...On February 21, 2015, was inducted into the Chattahoochee Valley Sports Hall of Fame.

***STRIBRCKY, Petr – Development Coach***

- Entering his fifth season with the Blue Jays and his first as FCL Development Coach...Spent the prior three seasons as the DSL Hitting Coach...After retiring as a player in 2010, moved to Portugal to serve as Director of the Portuguese Baseball Academy as well as the Director of Portuguese Coaches Certification Program from 2011-2018, where he created Government recognized nationwide Coaches Certification Program...Also served as a speaker at various clinics across Europe...Obtained his Masters Degree in Physical Education with a Master thesis in Baseball in 2011.
- Originally from Blansko, Czech Republic, played in his native country up to the National Team level representing his country at the U18 European Championship and University World Championship.



DSL BLUE JAYS

DOMINICAN SUMMER LEAGUE (RK)



FERMIN, Andy – Manager

- Taking on the role of Manager for the first time...Enters his fifth season within the organization, coming off a Hitting Coach job with the DSL unit in 2021...Was slated as Hitting Coach for Vancouver for the cancelled 2020 season...Held the role of Position Coach for Double-A New Hampshire from 2017-2019.
- Had a seven-year playing career exclusively in the Blue Jays' Minor League system...Was drafted in the 32nd round in 2010 out of Chipola College in Florida...Posted a .262 average in 338 Minor League games, appearing primarily as a second and third basemen...Won a Northwest League Championship while with Vancouver in 2013.
- His father, Felix, played mainly shortstop over 903 MLB games from 1987-1996 while with Pittsburgh, Cleveland, Seattle and Chicago (NL).

HERNANDEZ, Yoel – Pitching Coach

- Became the DSL Blue Jays Pitching Coach in 2017 where he continues in that role for a fifth campaign.
- Signed with the Philadelphia Phillies as an International Free Agent in 1998 out of Ciudad Bolivar, Venezuela...Played nine years of affiliated baseball and reached the Major Leagues with the Phillies in 2007...Following his MLB and MiLB career, played in the Mexican League for eight years for Zulia and in the Venezuelan Winter League for Magallanes.

LANDERS, Fred – Hitting Coach

- Entering his first year with the organization...Over the last two years, has worked as a private hitting instructor while simultaneously serving as the hitting coach for the College of Lake County – an NJCAA D2 school that he himself attended previously...In 2021, helped lead an offense that finished tops in the league in all major offensive categories, which lifted the team to its first regional appearance since 2004.
- The Chicagoland area native graduated from Missouri Southern State University where he majored in General Studies and minored in History...Played baseball for two years at the College of Lake County, one year at Savannah State, and during his last year at Missouri Southern State.

BARRETO, Deiferson – Position Coach

- Going into his second season as Position Coach for the DSL Blue Jays...Started his coaching career in 2018 with Advanced-A Dunedin by assisting the coaching staff...In 2019, was assigned as Assistant Pitching Coach at The Toronto Blue Jays Dominican Academy...That July, he transitioned to the infield coach for the J2 signed players...In 2020, served as Infield Coach for the Dominican Academy and was instrumental in assisting the club with the Venezuelan players who were unable to get back home because of the pandemic.
- Signed with the Toronto Blue Jays as an international free agent in September of 2011...Played as an infielder in the Blue Jays system from 2012-2017, reaching as high as Triple-A Buffalo.

MATEO, Jose – Position Coach

- Began his coaching career in 1995 with the Padres and remained in the organization until 2011 in a multitude of roles, including Manager, coaching different position groups, and even oversaw a grounds crew, when he came to the Blue Jays as the DSL Catching coach...Has continued his coaching versatility with the DSL Blue Jays, and was manager for the DSL Champion squad in 2015...Has also served as Position Coach and Base Running and Outfield Coach for the DSL affiliate.
- Signed with the San Diego Padres as an International Free Agent in 1989 out of Santo Domingo, Dominican Republic...Played three seasons of professional baseball before.

MORELOS, Jair – Coaching Assistant

- Going into his first season of coaching...After four years of service, attended Northwestern State University of Louisiana where he earned his Bachelor degree in Music.
- Played Minor League baseball in the Phillies organization from 2011-2014...The native of Cartagena, Colombia, also gained experience in the Colombian Professional Baseball winter league where he earned Rookie of the Year award in the 2013-2014 season.



BIOGRAPHIES

LAST SEASON

HISTORY

RECORDS

OPPONENTS

PLAYER DEV.

MEDIA & MISC.



2022 MINOR LEAGUE PLAYERS

AS OF MARCH 16, 2022

NAME	POS.	D.O.B.	HIGHEST LEVEL
Aiello, John	INF	1997-02-14	1A
Alcalde, Eliander	RHP	2003-08-09	RK
Allgeyer, Nick	LHP	1996-02-03	ML
Alvarado, Wilgenis	LHP	2000-05-18	1F
Anderson, Shaun	RHP	1994-10-29	ML
Aponte, Yhoangel	OF	2004-02-12	RK
Arias, Victor	OF	2003-08-24	RK
Arnaez, Jean	C	2002-08-22	RK
Astudillo, Wilfrann	C	2001-08-05	1F
Ayala, Cesar	RHP	2003-02-17	RK
Baggett, Ben	RHP	1997-08-15	N/A
Barger, Addison	INF	1999-11-12	1A
Bash, Andrew	RHP	1996-08-01	2A
Bautista, Jonathan	OF	2003-10-17	N/A
Bautista, Luis	INF	2003-09-17	N/A
Beasley, Jeremy	RHP	1995-11-20	ML
Bec, Chris	C	1995-12-30	2A
Beltre, Manuel	INF	2004-06-09	RK
Benson, Cooper	LHP	2000-08-03	N/A
Bernal, Jonatan	RHP	2002-06-29	RK
Berroa, Steward	OF	1999-06-05	2A
Biagini, Joe	RHP	1990-05-29	ML
Bird, Greg	INF	1992-11-09	ML
Boyer, Ryan	RHP	1997-05-04	N/A
Brazoban, Amell	OF	2001-10-09	RK
Brito, Peniel	INF	2002-12-20	RK
Britton, Zach	C	1998-09-09	1F
Brown, Dasan	OF	2001-09-25	1F
Bullon, Luis	C	2001-12-14	RK
Burnette, Jimmy	LHP	1998-10-19	1F
Callez, Leonel	C	2001-01-25	RK
Cano, Gregori	INF	2004-07-18	N/A
Capra, Vinny	INF	1996-07-07	3A
Caracci, Parker	RHP	1996-09-13	2A
Cardona, Hugo	INF	1999-09-05	2A
Carter, Iv	RHP	2002-10-08	N/A
Caruci, Sergio	RHP	2002-10-12	RK
Casimiri, Jorgeny	RHP	2001-07-12	1F
Castillo, Maximo	RHP	1999-05-04	2A
Castro, Cristopher	LHP	2002-08-17	RK
Castro, Edgar	RHP	2002-02-07	RK
Chacon, Fernando	RHP	2001-11-16	RK
Chirinos, Kendry	INF	2004-10-06	N/A
Civit, Marc	LHP	2002-06-23	RK
Clarke, Philip	C	1998-03-24	1A
Concepcion, Jol	RHP	1998-09-17	1A
Contreras, Manuel	INF	2002-11-18	N/A
Cook, Zac	UTL	1998-04-29	1A
Cooke, Connor	RHP	1999-11-02	1F
Cruz, Darwin	RHP	2001-09-11	RK
Dallas, Chad	RHP	2000-06-26	N/A
De Castro, Rikelbin	INF	2003-01-23	RK
De Jesus, Robin	RHP	2002-09-28	RK
De La Cruz, Faruk	C	2005-03-11	N/A
De La Rosa, Marcos	INF	2002-01-28	RK
De Leon, Jose	RHP	1992-08-07	ML
De Los Santos, Luis	INF	1998-06-09	1A
Deglan, Kellin	C	1992-05-03	3A
Del Rosario, Angel	INF	2003-01-11	RK
Deschamps, Nicolas	C	2002-08-25	RK
DiCesare, Jared	RHP	1998-04-21	SA
Dominguez, Michael	RHP	2000-08-17	1F
Eden, Cameron	OF	1998-03-31	1A
Eisert, Brandon	LHP	1998-01-19	2A
Ellenbest, Mike	RHP	1994-08-20	2A
Escanio, Aneudi	INF	2004-11-27	N/A
Espino, Sebastian	UTL	2000-05-29	1A
Estrada, Lazaro	RHP	1999-04-24	1A
Fajardo, Francisco	UTL	2000-05-26	RK
Feliz, Cristian	OF	2002-09-07	RK
Fernandez, Jose	INF	2005-03-23	N/A
Ferrer, Jose	C	1999-03-01	2A
Finfrock, Cre	RHP	1996-06-26	2A
Flores, Eminen	RHP	2003-02-27	N/A
Frasso, Nick	RHP	1998-10-18	1F
Fraze, Nick	RHP	1997-10-24	2A
Gage, Matthew	LHP	1993-02-11	3A

BIOGRAPHIES

LAST SEASON

HISTORY

RECORDS

OPPONENTS

PLAYER DEV.

MEDIA & MISC.



Garcia, Endri	INF	2002-11-09	RK
Garcia, Luis	INF	2003-09-01	RK
Garcia, Winder	RHP	2001-10-11	1F
Gaston, William	RHP	1996-05-19	2A
Jimenez, Martin	INF	2004-02-15	RK
Gold, Ryan	C	1997-10-10	2A
Gomez, George	RHP	2003-01-05	N/A
Gomez, Raudy	RHP	2004-11-14	N/A
Gonzalez, Edisson	RHP	1999-10-02	SA
Gonzalez, Ivan	RHP	2004-10-13	N/A
Gonzalez, Juan	C	2001-02-20	RK
Gregory, Hunter	RHP	1998-11-16	1F
Groshans, Jordan	INF	1999-11-10	2A
Guerra, Jorge	RHP	2004-06-06	N/A
Heineman, Tyler	C	1991-06-19	ML
Hernandez, Adrian	RHP	2000-01-22	2A
Hernandez, Jommer	C	2000-10-20	RK
Hernandez, Roither	RHP	1998-03-05	1A
Herrera, Jefferson	RHP	1999-06-02	1F
Hiraldo, Miguel	INF	2000-09-05	1F
Horwitz, Spencer	INF	1997-11-14	2A
Jimenez, Brahim	LHP	2002-12-10	RK
Johnson, Cobi	RHP	1995-11-06	1A
Johnston, Kyle	RHP	1996-07-17	3A
Joseph, Jean	OF	2005-02-04	N/A
Juenger, Hayden	RHP	2000-08-09	1A
Katoh, Gosuke	UTL	1994-10-08	3A
Kelly, Justin	RHP	1998-12-02	1F
Kloffenstein, Adam	RHP	2000-08-25	1A
Lantigua, Rafael	UTL	1998-04-28	2A
Lara, Yunior	RHP	2001-01-28	RK
Large, Cullen	UTL	1996-01-22	3A
Larkin, Conor	RHP	1999-03-17	N/A
Lawrence, Casey	RHP	1987-10-28	ML
Laws, Colton	RHP	1995-11-20	1F
Leon, Keiner	RHP	2003-10-29	RK
Lopez, Jean	RHP	2002-10-18	RK
Lucena, Ali	OF	2005-02-12	N/A
Luciano, Elvis	RHP	2000-02-15	ML
Lukes, Nathan	OF	1994-07-12	3A
Machado, Estiven	INF	2002-10-04	RK
Martinez, Gabriel	OF	2002-07-24	1F
Martinez, Orelvis	INF	2001-11-19	1A
Martinez, Soenni	LHP	2001-05-26	RK
Masson, J-C	OF	2002-08-22	RK
McAffer, Will	RHP	1997-05-30	2A
Medina, Frank	RHP	2000-10-28	RK
Medrano, Elieser	RHP	1998-08-17	1F
Mejia, Braylan	RHP	2000-06-01	RK
Melean, Alejandro	RHP	2000-10-11	1A
Mellen, Sean	LHP	1998-02-20	1A
Mendoza, Abdiel	RHP	1998-09-19	1F
Mercedes, Francis	RHP	2000-03-05	RK
Mesia, Victor	C	2003-01-18	1F
Meza, Carlos	RHP	2004-11-19	N/A
Meza, Luis	C	2004-09-23	N/A
Millan, Albert	C	2005-01-31	N/A
Minoso, Maykel	C	2005-07-03	N/A
Morales, Anthony	C	1998-11-13	3A
Morris, P.K.	INF	1998-11-30	1A
Morris, Tanner	INF	1997-09-13	1A
Mueller, MacKenzie	OF	1997-12-16	1F
Munoz, Omar	RHP	2004-09-08	N/A
Munoz, Pedro	LHP	2004-07-29	RK
Munoz, Yeuni	OF	2003-10-04	RK
Murray, Joey	RHP	1996-09-23	2A
Nolan, Alex	RHP	1996-03-21	1A
Nunez, Juan	RHP	1996-01-23	1F
Nunez, Rainer	INF	2000-12-04	1F
Obeso, Neiyerbe	RHP	2004-01-09	RK
Ochoa, Gabriel	RHP	2002-08-16	RK
Ohashi, Rafael	RHP	2002-10-08	1F
Oliva, Daniel	OF	2001-09-14	RK
Ozoria, Julio	OF	2002-11-06	N/A
Palmegiani, Damiano	INF	2000-01-24	RK
Palmer, Trent	RHP	1999-04-03	1F
Pardinho, Eric	RHP	2001-01-05	1F
Paulino, Naswell	LHP	2000-04-17	1F
Peguero, Jonathan	C	2004-07-23	RK
Perez, Fernando	RHP	2004-02-12	N/A
Perez, Kelvin	RHP	2000-09-09	RK
Perez, Nathanael	RHP	1998-06-05	1F
Perez, Nathanael	RHP	2001-04-02	RK



Perez, Wilder	C	2002-01-08	RK
Phelps, David	RHP	1986-10-09	ML
Pizarro, Juan	OF	2002-01-18	RK
Podkul, Nick	INF	1997-04-11	2A
Ponce, Gabriel	RHP	1999-04-29	1A
Quinones, Luis	RHP	1997-07-02	2A
Quintana, Jose	RHP	2002-03-19	RK
Rackoski, Sean	RHP	1995-05-12	2A
Ramirez, Jorge	RHP	2002-08-02	N/A
Ray, Harry	UTL	1998-01-11	1A
Rees, Jackson	RHP	1994-07-30	3A
Reyes, Marcus	LHP	1995-03-10	3A
Rivas, Jose	INF	2000-09-05	1F
Rivera, Eric	OF	1997-09-19	1A
Robberse, Sem	RHP	2001-10-12	1A
Robbins, Jimmy	LHP	1997-12-22	RK
Robertis, Robert	OF	2002-11-29	RK
Robertson, Will	OF	1997-12-26	1A
Rodning, Brody	LHP	1996-01-14	2A
Rodriguez, Christopher	RHP	2001-04-21	N/A
Rojas, Kendry	LHP	2002-11-26	RK
Rojas, Yondrei	RHP	2002-11-22	RK
Romero, Omar	INF	2005-08-25	N/A
Rosario, Tony	RHP	1997-12-14	1F
Rudd, Jaden	OF	2002-08-16	RK
Rutkowski, Harrison	LHP	1999-04-23	1F
Ruwe, Thomas	RHP	1995-09-09	1A
Ryan, Sam	RHP	1998-09-22	2A
Salinas, Roque	OF	2002-11-08	N/A
Sanchez, Emmanuel	INF	2001-05-30	RK
Santana, Angel	RHP	2002-05-17	RK
Santiago, Glenn	UTL	2000-12-14	1F
Santos, Dahian	RHP	2003-02-26	1F
Schneider, Davis	INF	1999-01-26	1A
Schultz, Paxton	RHP	1998-01-05	1A
Schwecke, Trevor	UTL	1997-12-18	1A
Scott, Braden	LHP	1998-02-06	N/A
Sellers, Donnie	RHP	1995-07-26	1F
Simon, Johan	LHP	2001-07-01	RK
Simon, Mark	RHP	1995-08-04	3A
Smith, Mallex	OF	1993-05-06	ML
Solarte, Jhon	OF	2000-12-09	1F
Sosa, Andres	C	1997-11-07	1F
Sotolongo, Adriel	UTL	1998-04-22	1F
Spain, Garrett	OF	2000-09-21	1F
Spraker, Graham	RHP	1995-03-19	3A
Stadler, Fitz	RHP	1997-04-02	3A
Stamets, Eric	INF	1991-09-25	ML
Svanson, Matt	RHP	1999-01-31	1F
Talley, LJ	INF	1997-05-07	2A
Taylor, Samad	UTL	1998-07-11	2A
Tejada, Railin	OF	2005-02-10	N/A
Tiedemann, Ricky	LHP	2002-08-18	N/A
Tirota, Riley	INF	1998-08-21	1F
Toledano, Rodolfo	RHP	2005-02-16	N/A
Tolhurst, Anders	RHP	1999-09-13	N/A
Torres, Luis	LHP	2005-02-24	N/A
Townsend, Grant	RHP	1997-08-09	1A
Urbaz, Geison	RHP	2000-07-05	1F
Valdez, Julian	RHP	1998-12-13	2A
Valdez, Yeicol	RHP	2002-03-11	N/A
Van Eyk, C.J.	RHP	1998-09-15	1A
Vargas, Stephen	RHP	2002-02-12	RK
Vasquez, Carlos	C	2005-06-04	N/A
Veracierto, Francisco	UTL	2002-01-29	RK
Villasmi, Guillermo	RHP	2002-09-13	RK
Wallace, Trenton	LHP	1999-03-31	1F
Warmoth, Logan	UTL	1995-09-06	3A
Watson, Troy	RHP	1997-06-11	1A
Wymer, Sean	RHP	1997-03-19	1A
Yege, Leafar	C	2002-07-15	RK
Young, Chavez	OF	1997-08-08	2A
Zulueta, Yosver	RHP	1998-01-23	1F



2021 FIRST-YEAR PLAYER DRAFT

RD	PICK	PLAYER	SCHOOL	CITY	BIRTHDATE	POS	B	T	HT	WT	SCOUT
1	19	Hoglund, Gunnar	U Mississippi	Dunedin, FL	1999-12-17	RHP	L	R	76	220	Don Norris
3	91	Tiedemann, Ricky	Golden West Col	Long Beach, CA	2002-08-18	LHP	L	L	77	210	Joey Aversa
4	121	Dallas, Chad	U Tennessee	Orange, TX	2000-06-26	RHP	B	R	71	200	Nate Murrie
5	152	Carter, Irving	Calvary Christian Academy	Freehold, NJ	2002-10-08	RHP	R	R	76	200	Manny Padron
6	182	Juenger, Hayden	Missouri St U	St. Louis, MO	2000-08-09	RHP	R	R	72	170	Matt Huck
7	212	Rudd, Jaden	A Crawford Mosley HS	RAF Lakenheath, U.K.	2002-08-16	OF	L	L	71	185	Brandon Bishoff
8	242	Gregory, Hunter	Old Dominion U	Chesapeake, VA	1998-11-16	RHP	R	R	75	215	Coulson Barbiche
9	272	Larkin, Conor	Penn St U	Lima, PA	1999-03-17	RHP	R	R	73	212	Tom Burns
10	302	Cooke, Connor	U Louisiana Lafayette	Sulphur, LA	1999-11-02	RHP	R	R	74	203	Chris Curtis
11	332	Wallace, Trenton	U Iowa	Rock Island, IL	1999-03-31	LHP	L	L	74	200	Wes Penick
12	362	Tirotta, Riley	U Dayton	South Bend, IN	1998-08-21	3B	R	R	75	205	Tom Burns
13	392	Svanson, Matt	Lehigh U	Lake Zurich, IL	1999-01-31	RHP	R	R	77	220	Tom Burns
14	422	Palmeigiani, Damiano**	Col of Southern Nevada	Caracas, Venezuela	2000-01-24	3B	R	R	74	205	Joey Aversa
15	452	Spain, Garrett	Austin Peay St U	Clarksville, TN	2000-09-21	OF	L	R	71	180	Nate Murrie
16	482	Bucknam, Micah**	Mennonite Educational Inst	Nelson, New Zealand	2003-08-26	RHP	R	R	73	170	Kory Lafreniere
17	512	Benson, Cooper	Arizona St U	San Luis Obispo, CA	2000-08-03	LHP	L	L	72	200	Adam Arnold
18	542	Burnette, Jimmy	St Leo U	Chicago, IL	1998-10-19	LHP	L	L	73	185	Brandon Bishoff
19	572	Gonzalez, Juan	Miami Dade CC Kendall	La Guaira, Venezuela	2001-02-20	C	R	R	70	190	Manny Padron
20	602	Holman, Luke	U Alabama Tuscaloosa	Reading, PA	2003-01-06	RHP	R	R	76	190	Tom Burns
NDA		Deschamps, Nicholas**	TNXL Academy	Quebec City, QC	2002-08-25	C	L	R	71	180	Jasmin Roy
NDA		Kelly, Justin	U Utah	Salt Lake City, UT	1998-12-02	RHP	R	R	74	200	Adam Arnold
NDA		Rutkowski, Harry	Rutgers U	Rahway, NJ	1999-04-23	LHP	R	L	75	225	Peter Holmes
NDA		Sosa, Andres	Dallas Baptist U	Hermosillo, Mexico	1997-11-07	C	R	R	71	210	Max Semler

Players in bold were signed by the club

**Indicates player is Canadian

2021 INTERNATIONAL SIGNINGS

PLAYER	POS	B	T	COUNTRY	BIRTHDATE	SCOUT	SUPERVISOR
Bautista, Jonathan	OF	L	R	Dominican Republic	2003-10-17	Tyler Baldwin	Lorenzo Perez
Cano, Gregori	3B	L	R	Dominican Republic	2004-07-18	Jose Natera	Luis Natera
Chirinos, Kendry	3B	R	R	Venezuela	2004-10-06	Alirio Ledezma	Jose Contreras
De La Cruz, Faruk	C	R	R	Dominican Republic	2005-03-11	Jose Natera	Luis Natera
Escanio, Aneudis	SS	B	R	Dominican Republic	2004-11-27	Jose Natera	Luis Natera
Fernandez, Jose	SS	L	R	Dominican Republic	2005-03-23	Alexis De La Cruz	Luis Natera
Flores, Eminen	RHP	R	R	Dominican Republic	2003-02-27	Jhoan Gomez	Luis Natera
Gomez, Raudy	RHP	R	R	Dominican Republic	2005-11-14	Jhoan Gomez	Lorenzo Perez
Gonzalez, Ivan	RHP	R	R	Venezuela	2004-10-13	Alirio Ledezma	Jose Contreras
Guerra, Jorge	RHP	R	R	Panama	2004-06-06	Alex Zapata	Francisco Plascencia
Joseph, Jean	CF	R	R	Dominican Republic	2005-02-04	Jose Natera	Luis Natera
Lucena, Ali	OF	L	R	Venezuela	2005-02-12	Alirio Ledezma	Jose Contreras
Meza, Carlos	RHP	R	R	Colombia	2004-11-19	Enrique Falcon	Francisco Plascencia
Meza, Luis	C	R	R	Venezuela	2004-09-23	Francisco Plascencia	Jose Contreras
Milan, Albert	C	R	R	Venezuela	2005-01-31	Miguel Leal	Jose Contreras
Minoso, Maykel	C	R	R	Cuba	2005-03-07	Jose Natera	Luis Natera
Munoz, Omar	RHP	R	R	Mexico	2004-09-08	Julio Ramirez	Aaron Acosta
Perez, Fernando	RHP	R	R	Nicaragua	2004-02-12	Daniel Sotelo	Francisco Plascencia
Romero, Omar	SS	R	R	Venezuela	2005-08-25	Alirio Ledezma	Jose Contreras
Salinas, Roque	OF	L	L	Mexico	2002-11-08	Peter Saunders	Aaron Acosta
Tejada, Ralim	OF	R	R	Dominican Republic	2005-02-10	Alexis De La Cruz	Lorenzo Perez
Toledano, Rodolfo	RHP	R	R	Mexico	2005-02-16	Aaron Acosta	Aaron Acosta
Torres, Luis	LHP	L	L	Venezuela	2005-02-24	Miguel Leal	Jose Contreras
Vasquez, Carlos	C	L	R	Venezuela	2005-06-04	Francisco Plascencia	Jose Contreras

BIographies

LAST SEASON

HISTORY

RECORDS

OPPONENTS

PLAYER DEV.

MEDIA & MISC.





LIVE LOOK-INS AND ANALYSIS ON **MLB TONIGHT**™

LIVE GAMES EVERY WEEK



GO TO FINDMLBNETWORK.COM FOR CHANNEL NUMBER



MEDIA & MISCELLANEOUS

HAZEL MAE

TORONTO BLUE JAYS™

MEDIA SERVICES

TORONTO BLUE JAYS BASEBALL MEDIA
ROGERS CENTRE
ONE BLUE JAYS WAY, SUITE 3200
TORONTO, ONTARIO M5V 1J1
OFFICE: (416) 341-1301/1302/1303

CREDENTIALS: To obtain media credentials to cover Toronto Blue Jays 2022 home games, please log on to <http://credentials.mlb.com>. Credential requests for individual games must be submitted at least 24 hours in advance of the requested game date, subject to the discretion of the Toronto Blue Jays.

We will respond to your request as soon as possible. If you are not contacted by someone from our office, please email at least one day in advance, to confirm that you have credentials before arriving at the ballpark.

Credentials will be issued only to members of the working media 18 years of age and older. No spouses, guests or children of members of the media will be issued passes.

Media passes are not transferable. Media passes must be visible at all times and will be checked by stadium security.

Any violation of these guidelines will result in immediate revocation of the credential and future access. Only credentials issued by the Toronto Blue Jays, Major League Baseball or the BBWAA will be honoured.

SEASON CREDENTIAL APPLICATIONS: The Blue Jays will issue full-season credentials to those media members who cover the club on a regular basis throughout the season. Media will be asked to submit their requests for Blue Jays season media credentials through the MLB credential system under Toronto Blue Jays 2022 Season Credentials (RC only). All requests for season credentials must be submitted by March 1, 2022.

CREDENTIAL PICKUP: Members of the media can pick up approved daily credentials inside Gate 9 at Rogers Centre, photo identification is required. Using the Gate 9 elevator, the media centre is located on the 300 level towards left field, and the broadcast booths are located on the 400 level. Press Gate opens four hours prior to game time.

CLUBHOUSE ACCESS: The clubhouse is open to media with proper credentials for working purposes 3.5 hours prior to each game and closes at the start of batting practice. The clubhouse will re-open no later than 10 minutes following the final out of each game. Access to the visiting clubhouse is subject to the visiting club's guidelines.

FIELD ACCESS: Only credentialed media with field access will be allowed onto the field prior to the game. No media will be allowed in fair territory or beyond the first and third base bags. All non-uniformed personnel must clear the field at the conclusion of visitors batting practice unless that individual has credentials expressly for in-game field privileges (photo passes, pre-game ceremonies, etc.).

LIVE TRANSMISSIONS: Television and radio stations not holding broadcast rights for Blue Jays games will be allowed to transmit live reports prior to and after Blue Jays games. All live television shots will be done on the field. No live shots will be permitted from the clubhouses. No live transmissions inside the stadium by non-rights holders will be permitted while the rights holders are on the air or the game is in progress. Radio stations will be permitted to provide "scene setters" and score updates between innings but these reports may not continue once an inning is underway. Any violations of these policies will result in revocation of credentials.

AUTOGRAPHS: No member of the media may use their access to solicit autographs or equipment from players or staff of either participating team. Any autograph needs should be directed to the Communications Department. Failure to do so will result in the revocation of credential privileges and forfeiture of any items obtained.

NOTES & STATISTICS: Game information is available in the media centre two hours prior to first pitch, as well, this information is available at www.mlbpressbox.com and www.bluejayspressbox.com.

MEDIA GUIDES: Media Guides are available upon request in the baseball media centre. As well, all MLB club media guides are available at www.mlbpressbox.com.

POST GAME PROCEDURES: Manager Charlie Montoyo will be available to the media immediately after the game in the Interview room adjacent to the Blue Jays clubhouse. Post-game interviews with the manager and players, conducted by the media with deadlines should be related to game comments.

FREELANCE: The Toronto Blue Jays do not credential freelance writers or photographers.

An exception can be made if, and only if, the writer or photographer is on assignment with a specific news organization, and all photographs taken are to be used for newsgathering purposes or official licensed products. It is the responsibility of the requesting affiliation to confirm receipt, and subsequent approval/denial of access to the game requested.

PHOTO CREDENTIALS: Credentials will be issued to those photographers on assignment for legitimate newsgathering organizations and those representatives of companies licensed by Major League Baseball.

INTERNET MEDIA/WEBSITES: Due to the growth of on-line services and our limited number of press box seats, the Blue Jays will only issue daily credentials to those websites affiliated with a recognized news gathering organization.

LOST CREDENTIALS: Those members of the media who lose their Blue Jays Credential will be asked to make a \$50.00 donation to the Jays Care Foundation prior to being issued a replacement credential.

INTERNET CONNECTION: We are pleased to offer both wireless and hard wire internet connections in the media centre and wireless connection in the photo dugouts. Please contact a member of the Communications Department for assistance.

MEDIA DINNING: Located on the 300 Level of the Media Centre, there is a \$13.00 CDN or \$12.00 US charge per meal. Media dining is open for service for 2.5 hours prior to first pitch to accredited members of the media.

MAJOR LEAGUE BASEBALL DRESS GUIDELINES: Clothing should be appropriate for a business casual work environment. No flip-flops, no t-shirts bearing offensive, disrespectful or inappropriate messages and no ripped jeans are permitted. Clothing bearing MLB club logos should not be worn in press areas. Sheer or see-through clothing, excessively short skirts, dresses or shorts are not permitted. Tank tops, muscle shirts, one-shouldered or strapless shirts as well as clothing exposing bare midriffs or visible undergarments are not permitted.



2022 REGULAR SEASON CLUB/MEDIA REGULATIONS

The following are Major League Baseball's regulations for Club/Media Relations. They are to be observed by all parties:

1. All accredited press, radio and TV representatives shall have pre-game access to the clubhouse from three hours and 30 minutes prior to game time until one hour prior to game time, except that: (a) the media shall not have access to the clubhouse when the club is on the field for batting practice; and (b) the media may not return to the home clubhouse once the home club has taken batting practice. No Club may provide pre-game access prior to three hours and 30 minutes prior to game time. The media shall have access (outside of the clubhouse) to the home Club's manager, players or coaches after home batting practice to discuss developments (such as lineup changes, injuries, and workouts) that occur after the clubhouse closes.
2. Absent unusual circumstances that require a team meeting immediately following a game, the working media shall have access to both clubhouses no later than 10 minutes following the final out of each game (including doubleheaders and day/night split admission games). When such unusual circumstances exist, and such instances are expected to be rare, the working media shall have access to the clubhouse no later than 20 minutes following the final out of the game. The Commissioner's Office reserves the right to require access to the clubhouse 10 minutes following the final out of all games if the "team meeting" exception is abused.
3. The working media's access following a game shall be for a period no longer than one hour unless reasonable access to players is not provided during that time; provided, however, that card-carrying members of the Baseball Writers Association of America ("BBWAA") will have unlimited access after the post-game opening of the clubhouse. If reasonable access is not provided, the clubhouse must remain open. Members of the media, other than BBWAA members, may make arrangements with the club PR Director for extended access.
4. Media credentials are not transferable.
5. Clubhouses, the dugouts and the field are off-limits except to appropriate club, Commissioner's Office personnel and media bearing appropriate credentials. Club credentials are not to be issued to unauthorized personnel. The Commissioner's Office reserves the right to revoke inappropriately issued credentials.
6. Players will be available to the media before and after games for interviews. These periods should not be limited except for the pre-game period described in #1 above, and the post-game period described in #2 above. Upon request by the media, players who had key roles in the first game of a doubleheader are to be made available for a time between games.
7. The trainer's room and players' lounge are off-limits to the media, but each club controls these areas, and it is vital these areas not be used as a sanctuary for players seeking to avoid the media. It is very important to our game that ALL players are available to the media for reasonable periods and it is the player's responsibility to cooperate.
8. Ropes or other restraining barriers are not permitted to bar the media.
9. A general code is to be observed by the media so uniformed personnel may do their work unimpeded. Media are to be allowed in foul territory, in an unrestricted manner, in an area that is to be not less than the territory between first and third bases, and which territory includes the area around the batting cage, except the dirt area around the batting cage.

10. Under no circumstances shall any club discriminate in any fashion against an accredited member of the media based upon race, creed, sex or national origin.

11. Physical abuse or threats directed to members of the media (and/or official scorers) by baseball personnel will not be tolerated. Disciplinary action, including fines and suspensions, will be considered in any cases that arise.

12. Visitors in the clubhouse, including accredited media members, should conduct themselves in a professional manner. There shall be no seeking of autographs, no touching or removing of equipment or personal items from lockers, and no sampling of players' food spreads. Clubhouses are work places. Clubhouse business should be conducted as expeditiously as possible with a minimum of disruption of regular game routines. Members of the media should not excessively linger in the clubhouse when not interviewing players. Members of the media who violate the code of conduct set forth in this paragraph shall be subject to sanctions, including the loss of their accreditation as provided for in paragraph 17 below.

While in the clubhouse, members of the media are expected to be doing business. Members of the media are expected to conduct themselves in a professional manner and to respect the privileges and environment of restricted areas and working press areas at all times. Any media member in violation of this conduct policy is subject to revocation of his or her privileges and may be subject to immediate ejection.

13. Live TV and/or radio interviews with uniformed personnel during the course of a game are not authorized or permitted, nor is attaching a microphone to any uniformed personnel permitted without approval from the Commissioner's Office. Microphones may not be placed in or adjacent to dugouts and/or bullpens in a manner that will allow uniformed personnel's remarks or conversations to be overheard during the course of a game without the prior approval of the Commissioner's Office.

14. Live telephone interviews are not allowed from the clubhouse or the field without prior approval of the club. Devices with digital photography capabilities are prohibited.

15. Telephones from both dugouts to the press box are to be maintained in working order for the purpose of providing information regarding special circumstances to the media during the course of a game. Explanations of injuries should be made as soon as possible (to both the media and fans in the stadium).

16. Any club whose personnel violate these regulations will be disciplined. Any member of the media who violates these regulations will lose his or her accreditation.

17. BBWAA members are not required to sign in for clubhouse or other restricted area access but may be logged in by club personnel, subject to individual club policies. Other accredited media may be required to sign in for clubhouse access, subject to individual club policies





BUCK MARTINEZ PLAY-BY-PLAY ANNOUNCER

Buck Martinez returns for a 13th season in the broadcast booth after returning to the Blue Jays for the first time since managing the club in 2002. The 73-year-old brings with him 55 years of baseball experience, including 20 years as a player, 40 years in broadcasting, and two as a manager. Beginning in 1967 when he was signed by the Philadelphia Phillies, Martinez spent 20 years as a catcher in professional baseball with the Kansas City Royals, Milwaukee Brewers and his final six seasons with the Blue Jays. He appeared in the postseason with Kansas City in 1976, batting .333 in the five-game ALCS against the New York Yankees. Has written three books about his experiences with the Blue Jays, "From Worst to First" (1985), "The Last Out" (1986), and "Change-up" (2016). Among his 14 seasons associated with the Blue Jays, he served as manager for Toronto in 2001 and part of the 2002 season, compiling a 100-115 record. In 2006, he managed the United States team in the inaugural World Baseball Classic. He then took part in the next three WBC's as a colour commentator. Martinez' first experience with broadcasting came in 1982 when he covered the American League Championship Series, the World Series and the All-Star Game for the Telemedia Radio Network. His television broadcast career began in 1987 as a colour commentator for the Toronto Blue Jays on TSN. He began his work with ESPN radio and television in 1992, and in 1995, Martinez was awarded a Sports EMMY Award for his work on ESPN's coverage of Cal Ripken's 2,131st consecutive game. He worked as a television analyst for the Baltimore Orioles from 2003-2009, for which he won another EMMY, and has also served as a co-host of XM Radio's Baseball This Morning show on the MLB Home Plate channel. Martinez contributed colour commentary for Sunday afternoon games on TBS, as well as for the network's postseason coverage. Most recently, he has worked the All-Star game and the World Series over the last five seasons for MLB International and will do so again this fall. In 2020, he took over as President of the Baseball Assistance Team (B.A.T.), which is dedicated to confidentially assisting members of the baseball family. A California native, Martinez attended Sacramento City College, Sacramento State University, and Central Missouri State University. He and his wife, Arlene, have been married for 47 years and now reside in New Port Richey, FL. They have one son, Casey, a 47th round pick by Toronto in the 2000 First-Year Player Draft, who is married to Jennifer and has three daughters, Zoe, Lara, and Genevieve.



DAN SHULMAN PLAY-BY-PLAY ANNOUNCER

Dan Shulman returned to the Toronto Blue Jays broadcast booth in 2016 after a 15-year absence. The Toronto native began his broadcasting career locally in 1990 at CKBB in Barrie before moving to the FAN 1430 (now Sportsnet 590 The FAN) in 1991, where he hosted a number of shows, including Prime Time Sports, The Major League Report, and Baseball Today. He began serving as the Blue Jays' play-by-play commentator in 1995 alongside current Blue Jays play-by-play announcer, Buck Martinez. Following his departure from Toronto's broadcast booth in 2001, he joined ESPN full-time after having worked for the network part-time beginning in 1995. The graduate of Western University was the voice of Wednesday Night Baseball (2002-2007), Monday Night Baseball (2008-2010), and served as ESPN's Sunday Night Baseball play-by-play announcer from 2011-2017. In addition, Shulman has called ESPN Radio's MLB postseason since 1998, including the World Series since 2011. He has been a play-by-play voice for NCAA basketball for ESPN since 1995, including the network's signature Saturday Primetime games since 2007. Shulman has also covered two Olympics, calling hockey in Lillehammer, Norway in 1994, and basketball for the Tokyo games this past summer. Shulman has received many honours and accolades for his work, including being named the 2011 NSMA National Sportscaster of the Year in the US. He was the first two-time winner of the Sports Media Canada Broadcaster of the Year award (2000, 2007). Shulman was named winner of Canadian Baseball Hall of Fame's Jack Graney Award in 2020, and was a finalist for the 2021 National Baseball Hall of Fame's Ford C. Frick Award.



PAT TABLER COLOUR ANALYST

Pat Tabler brings a wealth of experience to Rogers Sportsnet as the network's baseball colour commentator, entering his 30th season in television broadcasting and his 47th working in professional baseball. A former Major Leaguer, Tabler started as a studio analyst on TSN Baseball Tonight in 1993. In 2001, he became the network's full-time analyst on Blue Jays telecasts. The native of Cincinnati, OH, began his Major League career with the Chicago Cubs in 1981 before stops in Cleveland, Kansas City, New York, and eventually Toronto, where he won a World Series in 1992. An All-Star in 1987, Tabler was perhaps best known to baseball fans as one of the game's greatest career clutch hitters, batting nearly .500 in bases-loaded situations. Tabler was a 1st round pick of the New York Yankees in the 1976 amateur draft and had a career batting average of .282 over 12 Major League seasons.





JAMIE CAMPBELL
HOST, BLUE JAYS CENTRAL

Jamie Campbell got his start in sports broadcasting at CBC Sports in 1987. He was a sports anchor at CBC Edmonton from 1993 to 1997 before moving on to CJOH Ottawa for a year. In 1998, he became one of Sportsnet's original broadcasters and co-hosted the first edition of Sportscentral (now Sportsnet Central). He's hosted coverage of the Grey Cup, Super Bowl, NHL Draft, MLB All-Star Game, and MLB post-season. He called play-by-play for the Toronto Phantoms of the Arena Football League from 2002 to 2003, the CFL on Sportsnet in 2004, and was the play-by-play voice of the Toronto Blue Jays from 2005 to 2009. In 2010, at the Olympic Winter Games in Vancouver, millions of Canadians were watching when Campbell announced the country's historic first gold medal won in Canada by Alexandre Bilodeau. He also called the play-by-play for cycling at the London Olympics in 2012. Campbell has been part of the Blue Jays' broadcast team since 2005 and is in his 13th season as host of Blue Jays Central.



JOE SIDBALL
ANALYST

Entering his 9th season with Sportsnet, Joe Siddall was a member of the Blue Jays radio team for four years before moving to television in 2018 as an analyst on Blue Jays Central along side Jamie Campbell. He spent the previous 12 years assisting the Detroit Tigers with batting practice for home games. Signed as a free agent by the Montreal Expos in 1987, Siddall played 13 years professionally as a catcher with Expos, Marlins, Tigers, and Red Sox (1988-2000), spending parts of four seasons in the Major Leagues with Montreal (1993, 1995), Florida, (1996), and Detroit (1998). He hit his lone Major League home run on August 7, 1998 off Seattle LHP Jeff Fassero at Tiger Stadium in Detroit. Born and raised in Windsor, Siddall attended Assumption High School before accepting a football scholarship to Central Michigan University as a quarterback. Joe and his wife (Dr. Tamara Siddall) have four children - Brooke, Brett, Mackenzie and Kevin (deceased).



BEN WAGNER
PLAY-BY-PLAY ANNOUNCER

In his fifth season with Sportsnet and the Toronto Blue Jays, Ben Wagner spent the previous 11 seasons with the club's Triple-A affiliate, the Buffalo Bisons (2007-2017), handling broadcast duties on radio and television. The native of New Paris, Indiana, started his professional career in baseball with the Lakewood BlueClaws (2004-2006). Wagner attended Indiana State University where he was the sports director at WISU for three years and broadcasted baseball, football, and basketball. Away from the ballpark, he enjoys broadcasting college basketball, volunteering in the community and being active outdoors.

WORLD SERIES RINGS

The Toronto Blue Jays commissioned Tiffany & Co., the world-renowned purveyor of fine jewelry, timepieces, and arts of the table to design rings commemorating both their 1992 and 1993 World Series victories.

To commemorate the 1992 Blue Jays victory, the 14 karat gold ring's design features the team's logo: the head of a Blue Jay with a maple leaf on a baseball backdrop. The eye of the bird is set with a solitaire diamond. Sixteen diamonds representing each year of the club's history surround the bird and the maple leaf is enamelled in red to match the team's official colour. The inscription of World Champions 1992 wraps around the bezel. One side depicts the team's name - Toronto Blue Jays - set in two lines across the top. The 1992 World Series logo is set in a maple leaf with the inscription - Canada's 1st - positioned below the logo denoting the first Canadian World Series victory. The other side depicts the player's name and the jersey number, the American League logo and the team's 1992 season attendance record - 4,028,318 - positioned below the American League logo. Each side of the ring is accented with two rows representing the stitches of a baseball.

The 1993 World Series Championship ring features the symbols of the Toronto Blue Jays and Canada. A field of 45 diamonds in a pave style setting surrounds the Toronto Blue Jays' logo: the head of a Blue Jay enamelled in the team's official colours overlapping another Blue Jay in gold. The eye of the Blue Jay is set with a diamond solitaire stone. Two Maple Leafs, enamelled in red, symbolize Canada's back-to-back World Series victories. Two baseballs overlay each other in the background. Each ring is personalized with each player's name and jersey number, and incorporating the American League logo and the World Series logo with the inscription "Back to Back" and the years 92-93.



LE BASEBALL DES BLUES JAYS



JACQUES DOUCET
PLAY-BY-PLAY ANNOUNCER (FRENCH)

For 33 years on CKAC, Jacques Doucet was the voice of the Montreal Expos. Followed suit with the play-by-play calls for the Capitales de Québec of the Can-Am league. Inducted into the Québec (2002) and Canadian (2003) Baseball Hall of Fame, he met again with his long-time friend Rodger Brulotte to put together again the celebrity duo that is so synonymous with the Montreal Expos, but is now the French-speaking voice of the Toronto Blue Jays. Doucet was the recipient of the Jack Graney Award in 2004.



RODGER BRULOTTE
PLAY-BY-PLAY ANNOUNCER (FRENCH)

Rodger Brulotte's association with the Expos began in 1969 as a member of the club's scouting department. The following year he was named administrative assistant to the director of scouting and player personnel, Mel Didier. Brulotte had also been in public relations and marketing as well as serving as the team's traveling secretary from 1977-1978. He spent 17 seasons with Jacques Doucet on the Expos' French radio network. For his work on television, more than 20 years at RDS analyzing Expos games, Major League baseball games, All-Star games and postseason games, he and his partner, Denis Casavant, were nominated twice for a Gemeaux Award for sports broadcasting. In 2013, Brulotte was honoured with the Jack Graney Award joining Jacques Doucet, Jerry Howarth and Tom Cheek as members of this elite group. As of August 2012, he joined TVA Sports Network as an analyst on the Blue Jays' French broadcasts. His hobbies are golf, books and movies.

2022 BLUE JAYS RADIO STATION LIST

BRITISH COLUMBIA

CISL	Vancouver	650 AM
CHNL	Kamloops	610 AM

ALBERTA

CFAC/Sportsnet 960 The FAN	Calgary	960 AM
CFRN	Edmonton	1260 AM

SASKATCHEWAN

CFSL	Weyburn	1190 AM
------	---------	---------

ONTARIO

CKGL	Kitchener	570 AM
CFPL	London	980 AM
CKAT	North Bay	600 AM
CIWW	Ottawa	101.1 FM
CHOK	Sarnia	1070 AM
CJCS	Stratford	1240 AM

CJCL/Sportsnet 590 The FAN	Toronto	590 AM
CKNX	Wingham	920 AM

NOVA SCOTIA

CJNI	Halifax	95.7 FM
------	---------	---------





As the only sports and entertainment venue of its size and design in Canada, Rogers Centre is one of the most dynamic and versatile entertainment facilities in the world. From music and sport to trade and community events, some of the most iconic rock stars, entertainers, athletes, religious figures, and inspirational leaders have all delighted audiences under the dome.

Since its spectacular opening on **June 3, 1989**, Rogers Centre has achieved the highest honours in the stadium entertainment industry. Formerly known as SkyDome, the venue was renamed Rogers Centre on February 2, 2005. Structurally, Rogers Centre remains much the same today as it was when it opened in 1989, with the exception of several impactful cosmetic changes the building has undergone over the past few years, including widened concourses; updated suites; and new video and broadcast technology as part of an extensive \$20 million rejuvenation project.

One of the unique features of Rogers Centre is that it can be transformed to meet the needs of any event by converting between two primary modes: baseball and football. The 100 Level seats sit on a railway track system that rotates between each mode within hours. In addition, Rogers Centre has a fully retractable roof that enables the venue to convert into an open-air facility and rotate back in less than a half-hour, ensuring that no event needs to be cancelled due to inclement weather. The roof system features a series of three moveable panels and one stationary panel, which takes approximately 25 minutes to open or close fully. The roof weighs 11,000 tons and covers an area of 339,343 square feet, with the highest point standing 282 feet above field level.

Architects Rod Robbie and Michael Allen designed the building and patented its retractable roof system. Preparation of the site began in April 1986, with ground-breaking in October of that same year. The last exterior concrete was poured in November 1988 and the first test of the moveable roof panels was performed in January 1989. More than 10,000 person-years of employment were created with the construction of Rogers Centre.

Rogers Centre is home to impressive technology including the video and ribbon boards located in the north end and around the circumference of the 300 Level. Purchased in 2005 from Daktronics, the screen is one of the industry's leading with PROSTAR® VIDEOPLUS which uses state of the art LED technology. Measuring 110 feet wide by 33 feet high, the video board is capable of projecting 4.3 trillion colours.

The Blue Jays saw significant changes to the Rogers Centre playing surface at the start of the 2016 season. After extensive offseason research, a decision was made to retrofit the infield from its original state (four separate concrete pits filled with dirt forming home, 1st, 2nd and 3rd base) to an all dirt infield. The new dirt infield allows for greater material depth, which ensures the best quality infield surface and more consistency with Major League Baseball. Now approximately 12,000 square feet, the infield is made up of five distinct layers starting with the under fill – the existing sand and gravel base below the concrete floor – then a two-inch layer of pea gravel, which provides an area for excess water to drain. Above the pea gravel is a four-inch layer of sub-angular sand, which is an important part of the moisture management system. The remaining six-inches is filled with baseball dirt – a product made up of 60% sand, 20% clay, and 20% silt, processed specifically for baseball fields. Sitting on top of the baseball dirt is the top layer, also known as “top dressing,” which is a loose layer of calcined and vitrified clay material.

The remainder of the field is a roll up synthetic turf system, made up of the AstroTurf 3DXtreme 60 product, installed for the 2015 season. This product is a blend of monofilament and slit-film face fibres combined with a texturized thatch and reinforced backing that looks, feels, and plays more like a natural grass field. The 3DXtreme product differs from past surfaces in the type of infill required between the turf fibres.

The field is comprised of 85 panels for the baseball configuration. The largest roll is 52 metres (170 feet) long by 4.5 metres (15 feet) wide with a roll diameter of 1.4 metres (4.5 feet). With a symmetrical layout in baseball mode, the field measures 328 feet down the foul lines, 375 feet to the power alleys and 400 feet to dead center field. The diamond is centred two degrees off perfect north with a 10-foot-high outfield wall, fully padded for the protection of the players. The pitcher's mound is constructed on a fiberglass dish that is lowered and raised by a hydraulic system.

Aramark is the exclusive food and beverage supplier of Rogers Centre.

Conveniently located in the heart of Toronto's vibrant downtown community, at the base of the CN Tower and close to the Entertainment and Financial Districts, the stadium is easily accessible via the TTC and GO Transit.

ROGERS CENTRE INTERESTING FACTS

- The entire *Rogers Centre* complex spans 12.7 acres (5.14 hectares). The building itself takes up 11.5 acres (4.66 hectares).
- The diameter of the building is 700 feet while the volume inside the stadium with the roof closed is 56.5 million cubic feet (1.6 million cubic meters).
- On average, it takes approximately 40 hours to convert the field from baseball to football mode.
- Seating Capacity: approximately 54,000 (depending on layout of event)
- **Baseball Capacity: 49,286**
- Suites: 151 suites are conveniently located on the 300 and 400 levels of the venue.
- The Toronto Blue Jays 1993 World Series Title was won on home turf at *Rogers Centre* (Saturday, October 23 vs. Philadelphia; 8-6)
- On March 17, 2002 *Rogers Centre* set a venue attendance record when it hosted 68,237 fans for WrestleMania X8.
- The names of workers who helped build *Rogers Centre* can be found in a permanent tribute located in the north end of the 100L concourse.

ROGERS CENTRE MARQUEE DATES

- Official Groundbreaking: October 3, 1986
- Opening Ceremony: June 3, 1989
- Firsts: Baseball: June 5, 1989
Concert: Rod Stewart – June 8, 1989
Football: June 29, 1989 (pre-season)
July 12, 1989 (regular season)



SKYDOME/ROGERS CENTRE FIRSTS

GAME – Monday June 5, 1989
(Blue Jays-3, Milwaukee Brewers-5)

WIN – Wednesday, June 7, 1989
(Blue Jays-4, Milwaukee-2)

ATTENDANCE – 48,378

TIME/TEMP – 2:43/18°C (64°F)

PITCHER – Jimmy Key, Toronto

BATTER – Paul Molitor, Milwaukee (doubled)

PLATE UMPIRE – Rocky Roe

PITCH – Fastball, called strike

HIT – Double by Paul Molitor in 1st inning

RUN – Paul Molitor in 1st inning

SINGLE – Kelly Gruber, Toronto, 1st inning

DOUBLE – Paul Molitor, 1st inning

HOME RUN – Fred McGriff, Toronto, 2nd inning

RBI – Gary Sheffield, Milwaukee, 1st inning

WINNING PITCHER – Don August, Milwaukee

BLUE JAYS WINNING PITCHER – John Cerutti

LOSING PITCHER – Jimmy Key, Toronto

SAVE – Dan Plesac, Milwaukee

PUTOUT – Nelson Liriano, Toronto

ASSIST – Kelly Gruber, Toronto

STOLEN BASE – Fred McGriff, 6th inning

WALK – George Bell, Toronto, 2nd inning

FIRST GAME PLAYED AT EXHIBITION STADIUM

The Blue Jays slugged their way to a 9-5 triumph over the Chicago White Sox in their April 7, 1977, debut.

Despite snow flurries before the game and near-freezing temperatures, 44,649 fans witnessed the exciting contest, which featured 16 hits by the Blue Jays and 15 by Chicago.

The Blue Jays played 968-games from April 7, 1977-May 28, 1989 at Exhibition Stadium posting a record of 492-476 with 23,213,567 fans passing through the turnstiles.

EXHIBITION STADIUM FIRSTS

GAME – Thursday April 7, 1977
(Blue Jays 9, Chicago White Sox 5)

ATTENDANCE – 44,649

TIME/TEMP. – 3:22/0°C (32°F)

PITCHER – Bill Singer, Toronto

BATTER – Ralph Garr, Chicago (walked)

PLATE UMPIRE – Nestor Chylak

PITCH – Called strike

HIT – Home run by Richie Zisk, first inning, none on

RUN – Ralph Garr (scored on sacrifice fly by Jorge Orta)

SINGLE – Jim Spencer, Chicago, April 7, 1977, first inning

DOUBLE – Richie Zisk, Chicago, April 7, 1977, second inning

TRIPLE – Ron LeFlore, Detroit, April 12, 1977, fifth inning

HOME RUN – Richie Zisk, April 7, 1977, first inning

FIRST RBI – Jorge Orta, Chicago, April 7, 1977, 1st inning

INSIDE-THE-PARK HOME RUN – Cecil Cooper, Milwaukee, May 5, 1977 (fifth inning)

GRAND SLAM HOME RUN – Hector Torres vs. New York, June 27, 1977 (fifth inning, off Ron Guidry)

TWO HOME-RUN GAME – Doug Ault, Toronto, April 7, 1977

THREE HOME-RUN GAME – John Mayberry, K.C., June 1, 1977

PINCH-HIT HOME RUN – Al Woods, Toronto, April 7, 1977 (fifth inning)

WINNING PITCHER – Jerry Johnson, Toronto (in relief), April 7, 1977

LOSING PITCHER – Ken Brett, Chicago (starter), April 7, 1977

SAVE – Pete Vuckovich, Toronto, April 7, 1977

PUTOUT – Steve Bowling, Toronto (fly ball to right field) April 7, 1977

ASSIST – Hector Torres, Toronto (ground ball to shortstop) April 7, 1977

ERROR – Rick Cerone, Toronto, April 7, 1977

SHUTOUT – Ferguson Jenkins, Boston, Sun. April 24, 1977 (9-0)

COMPLETE GAME – Dave Lemanczyk, Toronto vs. Chicago, April 9, 1977

WALK – Ralph Garr by Bill Singer, April 7, 1977 (first inning)

STRIKEOUT – John Scott by Ken Brett, April 7, 1977 (first inning)

FORFEIT – Baltimore, Thurs. September 15, 1977 (Blue Jays 9, Baltimore 0)

NIGHT GAME – Mon., May 2, 1977 vs. Milwaukee (Brewers 3, Blue Jays 1)

STOLEN BASE – Ralph Garr, Chicago, April 7, 1977 (first inning)

TRIPLE PLAY – Clancy to Mayberry to Gomez, April 22, 1978 (sixth inning)

BALK – Balor Moore, Toronto vs. Seattle, May 13, 1978

ONE-HITTER – Chris Knapp, California, September 3, 1978 (Angels 3, Blue Jays 1)

NO-HITTER – Never happened

EXHIBITION STADIUM LASTS

GAME – May 28, 1989 (Blue Jays 7, Chicago White Sox 5), 10 innings

ATTENDANCE – 46,120

TIME/TEMP. – 3:19/20°C (68°F)

PITCHER – Bobby Thigpen, Chicago

BATTER – George Bell, Toronto, home run

PLATE UMPIRE – Dan Morrison

HIT – Home Run by George Bell, 10th inning

RUN – George Bell on home run

DOUBLE – Kelly Gruber, Toronto 10th inning

HOME RUN – George Bell, 10th inning

RBI – George Bell, 10th inning

WINNING PITCHER – Tom Henke

LOSING PITCHER – Bobby Thigpen

PUTOUT – Fred McGriff, Toronto, 10th inning

ASSIST – Nelson Liriano, Toronto, 10th inning

SAHLEN FIELD FIRSTS

GAME – Tuesday, August 11, 2020
(Blue Jays 5, Miami Marlins 4, 10 innings)

ATTENDANCE – 0

TIME/TEMP. – 3:20/25°C (77°F)

PITCHER – Hyun Jin Ryu, Toronto

BATTER – Jonathan Villar, Miami (strikeout)

PLATE UMPIRE – James Hoye

HIT – Single by Travis Shaw, 1st inning, none on

HOME RUN – Brian Anderson, August 11, 2nd inning

GRAND SLAM HOME RUN – Danny Jensen vs. New York (AL), September 7, (6th inning, off Adam Ottavino)

TWO HOME-RUN GAME – Travis Shaw (TOR) vs. Miami, August 12

TD BALLPARK FIRSTS

GAME – Thursday, April 8, 2021
(Angels 7, Blue Jays 5, 11 innings)

ATTENDANCE – 1,348

TIME/TEMP. – 3:57/27°C (80°F)

PITCHER – Ross Stripling, Toronto

BATTER – David Fletcher, Angels (L8)

PLATE UMPIRE – Eric Bacchus

HIT – Double by Mike Trout, 1st inning, none on

HOME RUN – Vladimir Guerrero Jr., April 8, 1st inning

GRAND SLAM HOME RUN – Vladimir Guerrero Jr. vs. Washington, April 27, 2021 (3rd inn., off Max Scherzer)

TWO HOME-RUN GAME – Kyle Higashioka (NYY) vs. Toronto, April 12, 2021



BLUE JAYS AT ROGERS CENTRE AND EXHIBITION STADIUM

	AT EXHIBITION W-L	AT ROGERS CENTRE W-L	OPEN W-L	CLOSED W-L	OPENED/CLOSED DURING GAME W-L
1977	25-55				
1978	37-44				
1979	32-49				
1980	35-46				
1981	17-36				
1982	44-37				
1983	48-33				
1984	49-32				
1985	54-26				
1985 ALCS	2-2				
1986	42-39				
1987	52-29				
1988	45-36				
1989	12-14				
1989 ALCS		34-21	23-21	9-0	2-0
1990		1-2	-	1-2	-
1990		44-37	12-18	29-17	3-2
1991		46-35	26-22	19-10	1-3
1991 ALCS		0-3	-	0-3	-
1992		53-28	19-11	31-16	3-1
1992 ALCS		2-1	-	2-1	-
1992 WS		2-1	-	2-1	-
1993		48-33	15-14	30-17	3-2
1993 ALCS		1-2	-	1-2	-
1993 WS		2-1	-	2-1	-
1994		33-26	11-12	16-11	6-3
1995		29-43	17-26	12-16	0-1
1996		35-46	18-25	14-16	3-5
1997		42-39	20-20	18-16	4-3
1998		51-30	33-12	16-13	2-5
1999		40-41	18-34	18-5	4-2
2000		45-36	26-12	16-21	3-3
2001		39-42	20-19	18-22	1-1
2002		42-39	30-22	11-17	1-0
2003		41-40	21-17	19-20	1-4
2004		40-41	28-26	12-14	0-1
2005		43-38	27-24	13-13	3-1
2006		50-31	24-19	24-12	2-0
2007		49-32	32-19	15-13	2-0
2008		47-34	26-20	19-10	2-4
2009		44-37	17-20	22-15	5-2
2010		45-33	29-19	10-14	6-0
2011		42-39	29-30	12-9	1-0
2012		41-40	22-24	15-14	4-2
2013		40-41	23-20	15-20	2-1
2014		46-35	25-19	19-15	1-1
2015		53-28	38-14	11-14	4-0
2015 ALDS		1-2	-	1-2	-
2015 ALCS		2-1	-	2-1	-
2016		46-35	34-16	11-18	1-1
2016 ALWC		1-0	1-0	-	-
2016 ALDS		1-0	-	1-0	-
2016 ALCS		1-2	-	1-2	-
2017		42-39	22-18	20-14	0-7
2018		40-41	21-19	19-21	0-1
2019		35-46	12-20	21-25	2-1
2021		25-11	20-9	2-0	3-2
OVERALL	492-476	1350-1137	738-621	536-458	75-59
POSTSEASON	2-2	14-15	1-0	13-15	-

All-time regular-season home wins 1835 + All time postseason home wins 16 = 1834
 All-time regular-season home losses 1611 + All time postseason home losses 17 = 1619

* Games played against Philadelphia in June 2010 are considered away games in W-L records but home games in attendance records.

** All 26 home games in 2020 were played at Sahlen Field in Buffalo, NY (17-9).

*** The first 44 home games of 2021 were split between TD Ballpark in Dunedin, FL (10-11) and Sahlen Field (12-11).

BIOGRAPHIES

LAST SEASON

HISTORY

RECORDS

OPPONENTS

PLAYER DEV.

MEDIA & MISC.



GAME DELAYS AT ROGERS CENTRE

DATE	TEAM	REASON	DURATION
June 7, 1989	Milwaukee	Rain	6 minutes
August 27, 1990	Milwaukee	Bugs	35 minutes
August 10, 1991	Boston	Rain	14 minutes
July 21, 1994	Texas	Rain	7 minutes
June 18, 1997	Atlanta	Fog	14 minutes
July 26, 2003	Chicago (A)	Rain	26 minutes

GROUND RULES – ROGERS CENTRE

1. Ball hitting any portion of fence or screen in back of home plate—in play.
2. Ball going into camera booth behind home plate: thrown by pitcher from rubber—one base; any other thrown ball—two bases.
3. Ball hitting padding and bouncing over fence—two bases.
4. A fairly batted or thrown ball lodged in the padding—two bases.
5. A fairly batted or thrown ball that goes into the dugout or strikes equipment on the dugout steps is considered in the dugout.
6. Ball hitting padding on outfield fence to foul or seating side of foul line—dead ball.

HOME POSTPONEMENTS

1. April 22, 1977 vs. Boston (Friday-Day)
2. April 23, 1977 vs. Boston (Saturday-Day)
3. September 24, 1977 vs. New York (Saturday-Day)
4. September 30, 1977 vs. Cleveland (Friday-Night)
5. October 1, 1977 vs. Cleveland (Saturday-Day)
6. April 20, 1978 vs. New York (Thursday-Day)
7. May 8, 1978 vs. Oakland (Monday-Night)
8. May 14, 1978 vs. Seattle (Sunday-Day)
9. June 12, 1978 vs. Minnesota (Monday-Night)
10. May 25, 1979 vs. Boston (Friday-Night)
11. April 14, 1980 vs. Milwaukee (Monday-Opening Day)
12. April 28, 1980 vs. Kansas City (Monday-Night)
13. May 13, 1980 vs. Seattle (Tuesday-Night)
14. June 19, 1980 vs. Chicago (Thursday-Night)
15. May 5, 1981 vs. Cleveland (Tuesday-Night) - fog
16. August 30, 1981 vs. Kansas City (Sunday-Day)
17. September 21, 1981 vs. Oakland (Monday-Night)
18. June 5, 1982 vs. Cleveland (Saturday-Day)
19. June 25, 1982 vs. Minnesota (Friday-Night)
20. September 14, 1982 vs. Oakland (Tuesday-Night)
21. April 30, 1983 vs. Chicago (Saturday-Day)
22. May 29, 1983 vs. Boston (Sunday-2nd Game-DH)
23. July 4, 1983 vs. Seattle (Monday-Night)
24. April 30, 1984 vs. Texas (Monday-Night) - winds
25. April 16, 1986 vs. Baltimore (Wednesday-Day)
26. September 10, 1986 vs. New York (Wednesday-Night)
27. October 4, 1986 vs. Milwaukee (Saturday-Day)
28. April 15, 1988 vs. Minnesota (Friday-Night) - cold
29. May 17, 1989 vs. California (Sunday-Day)
30. April 12, 2001 vs. Kansas City (Thursday-Night) - unsafe roof
31. April 16, 2018 vs. Kansas City (Monday-Night) - unsafe roof
32. August 15, 2020 vs. Tampa Bay (Saturday-Night) - rain
33. April 11, 2021 vs. Los Angeles (AL) (Sunday-Day) - rain
34. July 17, 2021 vs. Texas (Saturday-Day) - rain
35. July 20, 2021 vs. Boston (Tuesday-Night) - rain

ROGERS CENTRE FIELD MEASUREMENTS

Left Foul Line: 328 feet
Left-center Field Alley: 375 feet
Center Field: 400 feet
Right-center Field Alley: 375 feet
Right Foul Line: 328 feet

ROGERS CENTRE ADDRESS

1 Blue Jays Way
Toronto, Ontario
M5V 1J1



ROGERS CENTRE ROOF OPENINGS

FIRST OPENING DATE OF EACH SEASON

YEAR	DATE OPENED	OPPONENT	FINAL SCORE	W-L	TEMPERATURE & WIND
1989	Monday June 5	Milwaukee Brewers	Blue Jays 3 – Brewers 5	0-1	18°C/64°F, 6KM
1990	Thursday April 26	Cleveland Indians	Blue Jays 3 – Indians 4	0-2	29°C/84°F, 20KM
1991	Saturday April 27	Detroit Tigers	Blue Jays 2 – Tigers 4	0-3	20°C/68°F, 9KM
1992	Saturday May 16	Seattle Mariners	Blue Jays 6 – Mariners 7	0-4	21°C/70°F, 17KM
1993	Thursday May 6	Baltimore Orioles	Blue Jays 10 – Orioles 8	1-4	19°C/66°F, 30KM
1994	Saturday May 7**	Milwaukee Brewers	Blue Jays 3 – Brewers 2	2-4	11°C/52°F, 15KM
1995	Friday May 26	Cleveland Indians	Blue Jays 4 – Indians 7	2-5	20°C/68°F, 20KM
1996	Saturday May 25	Minnesota Twins	Blue Jays 4 – Twins 6	2-6	15°C/59°F, 18KM
1997	Saturday April 26	Seattle Mariners	Blue Jays 4 – Mariners 3	3-6	15°C/59°F, 17KM
1998	Wednesday May 13	Oakland Athletics	Blue Jays 2 – Athletics 4	3-7	20°C/68°F, 10KM
1999	Tuesday May 4	Oakland Athletics	Blue Jays 4 – Athletics 13	3-8	21°C/70°F, 15KM
2000	Friday May 5	Cleveland Indians	Blue Jays 11 – Indians 10	4-8	26°C/79°F, 30KM
2001	Wednesday June 6	Tampa Bay Rays	Blue Jays 2 – Rays 6	4-9	22°C/72°F, 20KM
2002	Wednesday April 16	Boston Red Sox	Blue Jays 3 – Red Sox 14	4-10	27°C/81°F, 29KM
2003	Monday May 26	Chicago White Sox	Blue Jays 11 – White Sox 5	5-10	17°C/63°F, 15KM
2004	Thursday May 13	Boston Red Sox	Blue Jays 12 – Red Sox 6	6-10	17°C/63°F, 10KM
2005	Friday May 6	Chicago White Sox	Blue Jays 3 – White Sox 5	6-11	17°C/63°F, 17KM
2006	Wednesday April 19	New York Yankees	Blue Jays 1 – Yankees 3	6-12	17°C/63°F, 11KM
2007	Sunday April 29	Texas Rangers	Blue Jays 7 – Rangers 3	7-12	17°C/63°F, 10KM
2008	Thursday April 17	Texas Rangers	Blue Jays 1 – Rangers 4	7-13	21°C/70°F, 19KM
2009	Thursday May 14	New York Yankees	Blue Jays 2 – Yankees 3	7-14	21°C/70°F, 35KM
2010	Wednesday April 21	Kansas City Royals	Blue Jays 3 – Royals 4	7-15	14°C/57°F, 15KM
2011	Saturday May 7	Detroit Tigers	Blue Jays 0 – Tigers 9	7-16	13°C/55°F, 13KM
2012	Thursday April 19	Tamap Bay Rays	Blue Jays 4 – Rays 9	7-17	16°C/61°F, 11KM
2013	Thursday May 2	Boston Red Sox	Blue Jays 1 – Red Sox 3	7-18	16°C/61°F, 22KM
2014	Saturday May 24	Oakland Athletics	Blue Jays 5 – Athletics 2	8-18	16°C/61°F, 8KM
2015	Wednesday May 6	New York Yankees	Blue Jays 5 – Yankees 1	9-18	16°C/61°F, 8KM
2016	Friday May 27	Boston Red Sox	Blue Jays 7 – Red Sox 5	10-18	20°C/68°F, 8KM
2017	Sunday May 28	Texas Rangers	Blue Jays 1 – Rangers 3	10-19	16°C/60°F, 23KM
2018	Wednesday May 9	Seattle Mariners	Blue Jays 5 – Mariners 2	11-19	17°C/62°F, 19KM
2019	Thursday June 6	New York Yankees	Blue Jays 2 – Yankees 6	11-20	19°C/66°F, 8KM
2021	Friday July 30	Kansas City Royals	Blue Jays 6 – Royals 4	12-20	19°C/66°F, 19KM

** – indicates roof was closed during game

+ All home games in 2020 were played at Sahlen Field in Buffalo, NY

10 HOME RUN GAME

The Blue Jays etched a page in the MLB record book with a 10-HR performance against the Baltimore Orioles on Sept. 14, 1987. Following is a list of highlights from that game:

In the 18-3 victory the Blue Jays received homers from Ernie Whitt (3), Goerge Bell (2), Rance Mulliniks (2), Fred McGriff (1), Rob Ducey (1) and Lloyd Moseby (1). The clubs combined to hit 11 home runs in the game, to tie the Major League mark. A club record of 53 total bases in the game was set, which is tied for 5th most all-time.



BLUE JAYS SPRING TRAINING DIRECTORY

SITE

MINOR LEAGUE COMPLEX

Toronto Blue Jays Player Development Complex
3031 Garrison Road
Dunedin, Florida 34698

TD BALLPARK

373 Douglas Avenue
Dunedin, Florida 34698

All home games will be played at TD Ballpark

MAILING ADDRESS:

TORONTO BLUE JAYS
373 Douglas Avenue
Dunedin, Florida 34698

TELEPHONES:

TD BALLPARK OFFICE.....	(727) 733-9302
TD BALLPARK TICKETS.....	(727) 733-0429
MEDIA RELATIONS OFFICE.....	(727) 733-9302
FAX – TD BALLPARK.....	(727) 734-7661
PRESS BOX.....	(727) 738-7040

TICKET DATA:

Ticket Office at: TD Ballpark, 373 Douglas Avenue, Dunedin, FL
Monday to Friday 8:00am – 6:00pm, Saturday and Sunday 10:00am – 2:00pm for phone orders.....1-888-525-JAYS
In Person: Open for ticketing support on game days

Media Parking: Limited available.

Trainer's Room: Trainer's room is not accessible to media at any time.



TD BALLPARK

The Blue Jays are the only Major League Baseball team to have remained in the same Spring Training location throughout franchise history. Located at the corner of Douglas Avenue and Beltrees Street in Dunedin, FL, TD Ballpark has been the Spring Training home for the Toronto Blue Jays since the club's first season in 1977. It is also home to the Dunedin Blue Jays of the Florida State League (Class-A affiliate).

From 1977 to 1989, the Blue Jays played at Grant Field. The first ever Blue Jays game played there was on March 11, 1977 with the Blue Jays defeating the New York Mets by a score of 3-1. In 1990, the City of Dunedin built Dunedin Stadium at Grant Field for the Blue Jays, increasing the seating capacity from 3,417 to 6,106. The project cost of approximately \$2.4 million, designed by the architect firm Johnston Dana Associates and built by Case Contracting Company.

On September 8, 2000, the City of Dunedin and the Blue Jays reached an agreement to keep the team in Dunedin for a minimum of 15 years. Under the new agreement, major renovations were made to Dunedin Stadium and a new Minor League facility was constructed. The \$12.5 million renovation was shared between the State of Florida, Pinellas County, the City of Dunedin, and the Blue Jays. The renovations to Dunedin Stadium began in February 2002 and were designed by the architectural firm HOK Sports + Venue + Event and built by J.A. Jones Construction. The changes to Dunedin Stadium included a new two-story building beyond the right field wall, which holds the Blue Jays clubhouse, training room, and weight room on the ground floor, with office space for the Major League club on the second floor. The visiting clubhouse was located on the third-base line and the bleacher seats along the right-field foul line were removed in favour of permanent seating. The dimensions of the stadium increased from 315 to 327 feet with a capacity of 5,509.

Construction on the Minor League facility was completed for the 2003 season. The Bobby Mattick Training Center was located on the same grounds of the Englebert Complex. Until 2018, the facility featured clubhouses, offices, a weight room, five full fields, and one half field.

In December of 2018, the Blue Jays announced a partnership between the City of Dunedin, Pinellas County, and the State of Florida for a \$102 million overhaul of the ballpark and Minor League facilities, keeping Dunedin as the Spring Training home of the Blue Jays for another 25 years. The renovation to the ballpark expanded capacity to 8,500 (including standing room only) and featured a brand-new Jays Shop, renovated suites, an air-conditioned bar, a family area, a 360° boardwalk linking each side of the ballpark, an enhanced videoboard and speaker system, and refreshed concession stands and restrooms. On November 4, 2019, the Blue Jays officially renamed the newly renovated stadium TD Ballpark, building on a five-year sponsor relationship announced in early 2019. The grand opening of TD Ballpark took place on February 24, 2020 versus the Atlanta Braves.

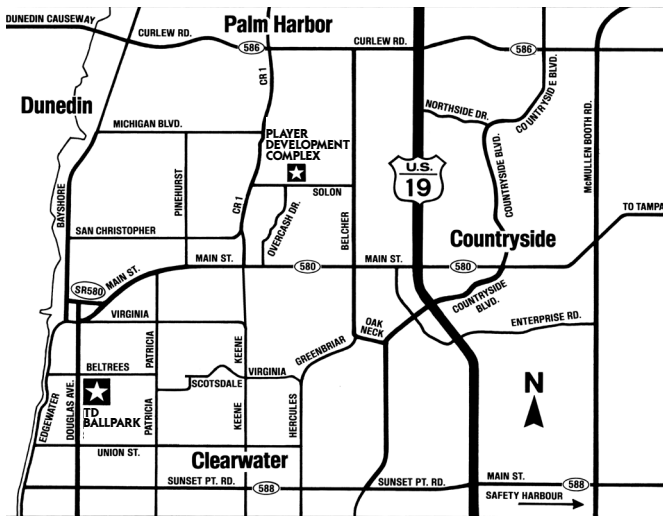
The second major piece of the investment included a revolutionary Player Development Complex, featuring three new diamonds, a 10,000 square foot weight room, dedicated Major and Minor League clubhouses, pitching and hitting labs, a 3,000 square foot kitchen, variable depth pools, a sprint hill, and covered agility field. The new facility opened in the fall of 2020, at which point the Bobby Mattick Complex will be turned over to the City of Dunedin.

The largest spring exhibition game crowd in Dunedin prior to the 2020 renovation was 6,218, on Tuesday, March 27, 1990 between the Blue Jays and the Kansas City Royals, and on Wednesday, March 13, 1985 between the Blue Jays and the New York Mets. However, that mark was eclipsed during the 2020 Spring Training Home Opener at TD Ballpark, as 6,335 fans entered on February 24 to see the Blue Jays take on the Atlanta Braves in their newly renovated park.

DIMENSIONS

Left-field line	328 ft/100.0 m
Left-centre	373 ft/113.7 m
Centre field	400 ft/121.9 m
Right-centre	353 ft/107.6 m
Right-field line	328 ft/100.0 m

Fence – 10' high from LF-CF; 16' high from CF-RF
 Warning track – 20 ft/6.1 m
 Capacity – 8,500



SPRING TRAINING RECORD

YEAR	HOME W-L-T	ROAD W-L-T	OTHER W-L-T	OVERALL W-L-T	PCT
1977	5-8-0	3-8-0	0-0-0	8-16-0	.333
1978	3-8-0	5-9-0	0-0-0	8-17-0	.320
1979	6-6-0	6-6-0	0-0-0	12-12-0	.500
1980	5-4-0	5-3-0	0-0-0	10-7-0	.588
1981	7-6-0	6-7-1	0-0-0	13-13-1	.481
1982	7-7-0	8-5-1	0-0-0	15-12-1	.536
1983	9-4-0	7-6-0	1-1-0	17-11-0	.607
1984	8-6-0	5-10-0	2-2-0	15-18-0	.456
1985	11-4-0	8-5-1	1-2-0	20-11-1	.625
1986	10-3-0	5-9-0	0-0-0	15-12-0	.556
1987	5-5-1	4-6-1	0-0-1	9-11-3	.391
1988	9-5-0	9-5-2	1-1-0	19-11-2	.594
1989	12-4-0	9-6-0	0-0-0	21-10-0	.677
1990	1-5-0	3-5-0	0-0-0	4-10-0	.286
1991	6-10-0	3-9-2	1-2-0	10-21-2	.303
1992	12-4-0	1-14-0	1-3-0	14-21-0	.400
1993	8-8-0	3-11-0	2-2-0	13-21-0	.382
1994	7-10-0	5-8-1	0-4-0	12-22-1	.342
1995	4-2-1	1-3-1	0-1-0	5-6-2	.385
1996	6-8-1	3-14-0	0-3-0	9-25-1	.257
1997	12-4-0	5-10-1	0-0-0	17-14-1	.531
1998	7-10-0	9-6-0	2-0-0	18-16-0	.529
1999	8-9-0	4-11-0	0-0-0	12-20-0	.375
2000	12-5-1	6-7-0	2-2-1	20-14-2	.556
2001	8-5-0	4-11-0	0-1-0	12-17-0	.414
2002	7-5-2	6-8-1	0-0-0	13-13-3	.448
2003	8-4-2	5-6-2	0-0-0	13-10-4	.481
2004	7-8-1	6-7-1	0-0-0	13-15-2	.433
2005	9-6-0	7-4-2	0-2-0	16-12-2	.533
2006	5-10-0	7-8-0	0-0-0	12-18-0	.400
2007	6-7-2	6-7-2	0-0-0	12-14-4	.400
2008	7-7-0	6-9-0	2-0-0	15-16-0	.484
2009	7-8-1	6-9-2	1-0-1	14-17-4	.400
2010	4-6-1	8-8-0	1-1-0	13-15-1	.448
2011	8-7-0	8-7-1	0-0-0	16-14-1	.516
2012	13-3-1	11-4-0	0-0-0	24-7-1	.750
2013	8-7-1	8-10-0	2-0-0	18-17-1	.500
2014	9-7-0	7-6-0	2-0-0	18-13-0	.581
2015	9-7-0	10-6-0	1-1-0	20-14-0	.588
2016	11-1-2	5-6-1	0-2-0	16-9-3	.571
2017	4-11-1	7-7-1	1-0-1	12-18-3	.364
2018	7-7-1	6-10-0	1-1-0	14-18-1	.424
2019	6-6-1	7-8-0	1-1-0	13-14-2	.448
2020	6-2-1	7-4-1	0-0-0	13-6-2	.619
2021	8-3-3	8-6-0	0-0-0	16-9-3	.571
Total	337-272-25	268-334-25	25-32-4	629-637-54	.477



BIOGRAPHIES

LAST SEASON

HISTORY

RECORDS

OPPONENTS

PLAYER DEV.

MEDIA & MISC.



SPRING TRAINING ATTENDANCE

YEAR	HOME	ROAD	OTHER	TOTAL
1977	21,728	22,093	—	43,821
1978	20,009	36,334	—	56,343
1979	21,420	26,496	—	47,916
1980	15,377	18,499	—	33,876
1981	24,180	33,391	—	57,571
1982	26,442	37,237	—	63,679
1983	27,662	31,590	28,871	88,123
1984	32,869	53,900	110,990	197,759
1985	39,022	45,268	67,007	151,297
1986	43,263	62,936	—	106,199
1987	35,101	38,383	16,620	90,104
1988	42,673	73,234	39,570	155,477
1989	54,270	77,284	—	131,554
1990	21,410	27,695	—	49,105
1991	80,461	96,300	70,471	247,232
1992	84,356	102,651	103,952	290,959
1993	73,195	89,701	172,919	335,815
1994	80,310	83,782	141,465	305,557
1995	17,059	17,775	22,533	57,367
1996	54,158	83,311	18,232	155,701
1997	61,827	89,998	—	151,825
1998	48,313	78,940	31,523	158,776
1999	54,485	79,371	—	133,856
2000	48,450	77,416	35,198	161,064
2001	52,080	75,978	15,870	143,928
2002	46,530	80,262	—	126,792
2003	48,291	68,132	—	116,423
2004	58,840	82,037	—	140,877
2005	53,620	72,979	20,007	146,606
2006	53,930	82,153	—	136,083
2007	62,591	94,742	—	157,333
2008	64,444	84,835	56,257	205,536
2009	68,674	100,606	—	169,280
2010	52,550	93,019	45,257	190,826
2011	68,195	115,359	—	183,554
2012	77,108	111,493	—	188,601
2013	78,529	124,458	72,975	275,962
2014	67,830	92,035	96,350	256,215
2015	69,101	109,966	96,545	275,612
2016	72,661	87,495	106,102	266,258
2017	78,739	120,350	98,604	297,693
2018	68,927	111,098	51,151	231,176
2019	63,814	110,740	46,984	221,538
2020	46,865	73,152	—	120,017
2021	13,249	30,909	—	44,158
TOTALS	2,294,608	3,305,383	1,565,453	7,165,444

* Other venues are not included in home and road.



BIOGRAPHIES

LAST SEASON

HISTORY

RECORDS

OPPONENTS

PLAYER DEV.

MEDIA & MISC.



GLOSSARY OF MEDICAL TERMS

BIographies

LAST SEASON

HISTORY

RECORDS

OPPONENTS

PLAYER DEV.

MEDIA & MISC.

ABDUCT – Movement of any extremity away from the midline of the body. This action is achieved by an abductor muscle.

AC JOINT – Acromioclavicular joint; joint of the shoulder where acromion process of the scapula and the distal end of the clavicle meet; most shoulder separations occur at this point.

ADDUCT – Movement of any extremity towards the midline of the body. This action is achieved by an adductor muscle.

ANTERIOR – In front of; the front surface of.

ANTERIOR CRUCIATE LIGAMENT (ACL) – A primary stabilizing ligament within the center of the knee joint that prevents hyperextension and excessive rotation of the joint. A complete tear of the ACL necessitating reconstruction could require up to 12 months of rehabilitation.

ANTI-INFLAMMATORY – Any agent which prevents inflammation, such as aspirin or ibuprofen.

ARTHROGRAM – X-ray technique for joints using air and/or dye injected into the affected area; useful in diagnosing meniscus tears of the knee and rotator cuff tears of the shoulder.

ARTHROSCOPY – A surgical examination of the internal structures of a joint by means of viewing through an arthroscope. An arthroscopic procedure can be used to remove or repair damaged tissue or as a diagnostic procedure in order to inspect the extent of any damage or confirm a diagnosis.

BONE SCAN – An imaging procedure in which a radioactive-labeled substance is injected into the body to determine the status of a bone injury. If the radioactive substance is taken up by the bone at the injury site, the injury will show as a “hot spot” on the scan image. The bone scan is particularly useful in the diagnosis of stress fractures.

CARTILAGE – Smooth, slippery substance preventing two ends of bones from rubbing together.

CAT SCAN – Use of a computer to produce a cross-sectional view of the anatomical part being investigated from x-ray data.

CHARLEY HORSE – A contusion or bruise to any muscle resulting in intramuscular bleeding.

CONCUSSION – Jarring injury of the brain resulting in dysfunction. It can be graded as mild, moderate or severe depending on loss of consciousness, amnesia and loss of equilibrium.

CONTUSION – An injury to muscle and tissues cause by a blow from a blunt object.

DEBRIDEMENT – Removal of non-healthy tissues and foreign material from a wound or burn to prevent infection and permit healing.

DELTOID MUSCLE – Muscles at the top of the arm, just below the shoulder, responsible for shoulder motions to the front, side and back.

DISC – A flat, rounded plate between each vertebrae of the spine. The disc consists of a thick fibering which surrounds a soft gel-like interior. It functions as a cushion for the spinal column.

FEMUR – Thigh bone; largest bone in the body.

FIBULA – Smaller of the two bones in the lower leg; runs from the knee to the ankle along the outside of the lower leg.

FRACTURE – Breach in continuity of a bone. Types of fractures include simple, compound, comminuted, greenstick, incomplete, impacted, longitudinal, oblique, stress or transverse.

GADOLINIUM MRI – The chemical gadolinium is injected into the joint being studied so as to enhance the diagnosis of the structure under investigation.

GLENOID – Cavity of the scapula into which the head of the humerus fits to form the shoulder girdle.

GRADE ONE INJURY – A mild injury in which ligament, tendon, or other musculoskeletal tissue may have been stretched or confused, but not torn or otherwise disrupted.

GRADE TWO INJURY – A moderate injury when musculoskeletal tissue has been partially, but not totally torn which causes appreciable limitation in function of the injured tissue.

GRADE THREE INJURY – A severe injury in which tissue has been significant, and in some cases totally, torn or otherwise disrupted causing a virtual total loss of function.

GROIN – Junction of the thigh and abdomen; location of muscles that rotate, flex and adduct the hip.

HEMATOMA – Tumor-like mass produced by an accumulation of coagulated blood in a cavity.

HYPEREXTENSION – Extreme extension of a limb or body part.

IMPINGEMENT SYNDROME – Pinching together of the supraspinatus muscle and other soft tissue in the shoulder. The most common (throwing) arm injury, which represents many pathologies and general involves supraspinatus overuse.

INFLAMMATION – The body’s natural response to injury in which the injury site might display various degrees of pain, swelling, heat, redness and/or loss of function.

LABRUM (Labrum Glenoidale) – The cartilage of the glenoid cavity in the shoulder. A lip-edge or lip-like structure.

LATERAL – To the outside of the body.

LIGAMENT – Band of fibrous tissue that connects bone to bone, or bone to cartilage and supports and strengthens joints.

MAGNETIC RESONANCE IMAGING (MRI) – Imaging procedure in which a radio frequency pulse causes certain electrical elements of the injured tissue to react to this pulse and through this process a computer display and permanent film establish a visual image. MRI does not require radiation and is very useful in the diagnosis of soft tissue, disc, and meniscus injuries.

MEDIAL – To the inside of the body.

MEDIAL COLLATERAL LIGAMENT (MCL) – Ligament of knee along the medial aspect that connects the femur to the joint.

MENISCUS – Crescent shaped cartilage, usually pertaining to the knee joint, also known as “cartilage.” There are two menisci in the knee, medial and lateral. These work to absorb weight within the knee and provide stability.

METACARPALS – Five long bones of the hand running from the wrist to the fingers.

METATARSALS – Five long bones of the foot, running from the ankle to the toes.

POSTERIOR – At the back part, or rear of the body.

POSTERIOR CRUCIATE LIGAMENT (PCL) – A primary stabilizing ligament of the knee that provides significant stability and prevents displacement of the tibia backward within the knee joint. A complete tear of this ligament necessitating reconstruction could require up to 12 months of rehabilitation.

QUADRICEP MUSCLES “QUADS” – A group of four muscles of the front thigh that run from the hip and form a common tendon at the patella; they are responsible for knee extension.

ROTATOR CUFF – Comprised of four muscles in the shoulder area that can be irritated by overuse. The muscles are the supraspinatus (most commonly injured), infraspinatus, teres minor and subscapularis.

ROTATOR CUFF IMPINGEMENT SYNDROME – A microtrauma or overuse injury caused by stress. The four stages are: 1) tendonitis with temporary thickening of the bursa and rotator cuff 2) fiber dissociation in the tendon with permanent thickening of the bursa and scar formation 3) a partial rotator cuff tear of less than 1 cm and 4) a complete tear of 1 cm or more.

SHIN SPLINT – A catch-all syndrome describing pain in the shin that is not a fracture or tumor, and cannot be defined otherwise.

SPRAIN – Injury resulting from the stretch or twist of the joint and causes various degrees of stretch or tear of a ligament or other soft tissue at the joint.

STRAIN – Injury resulting from a pull or torsion to the muscle or tendon that causes various degrees of stretch or tear to the muscle or tendon tissue.

STRESS FRACTURE – A hair-line type of break in a bone caused by overuse.

SYNOVITIS – Inflammation of the synovial lining of a joint.

TENDINITIS – Inflammation of the tendon and/or tendon sheath, caused by chronic overuse or sudden injury.

TENDON – Tissue that connects muscle to bone.

TIBIA – Larger of the two bones of the lower leg and is the weight-bearing bone of the shin.

ULNAR NERVE – Nerve in the elbow commonly irritated from excessive throwing.

ULTRASOUND – An electrical modality that transmits a sound wave through an applicator into the skin to the soft tissue in order to heat the local area for relieving the injured tissue and/or disperse edema.

NOTE: This list is not meant to be all inclusive, nor should it be used as a substitute for a physician’s diagnosis and/or description of an injury or illness.



Near No-Hitters Spoiled in the 9th Inning..... 310

Consecutive Games With at Least 1 RBI..... 310

Blue Jays Rookies..... 311

Highs & Lows..... 311

An Early Start..... 311

Rookies Year by Year..... 312

Top Five Rookies..... 313

Home Runs..... 314

Club Records..... 314

Hitters..... 314

Home Run Summary..... 314

Pitchers..... 315

Home Runs At Rogers Centre..... 316

Rogers Centre 500 Level Home Runs..... 316

Blue Jays Five or More Home Run Games..... 317

Four Home Runs in One Inning..... 317

Back-to-Back-to-Back Home Runs..... 317

Three Home Runs in One Inning..... 318

Consecutive Games With at Least One Home Run..... 318

Individual Records..... 319

Yearly Home Run Leaders..... 319

Most Home Runs, One Month..... 319

Home Run Trios, One Season..... 319

Home Run Duos, One Season..... 319

Most Players 10 or More Home Runs..... 320

Four Home Run Games..... 320

Three Home Run Games..... 320

Multiple 20-Plus Home Run Seasons..... 321

Consecutive Game Home Runs..... 321

Most Home Runs in a Season Series..... 321

All-Time Longest Homerless Stretches..... 321

Leadoff Home Runs..... 322

Leading Off Home Run on First Pitch of Game..... 322

Homering From Both Sides — Blue Jays (Same Game)..... 322

Pinch-Hit Home Runs..... 323

PH Home Run Leaders..... 323

Inside-the-Park Home Runs..... 324

Extra-Inning Home Runs..... 325

First Major League Hit as a Home Run..... 325

Home Runs, First Major League At-Bat..... 325

Walk-Off Home Runs..... 326

Grand Slam Home Runs..... 327

Leaders..... 327

First Home Run as a Blue Jay to be a Grand Slam..... 328

Youngest Blue Jays to Hit a Grand Slam, All Time..... 328

Grand Slam Record..... 328

Postseason and All-Star Homers..... 329

Blue Jays..... 329

World Series..... 329

League Championship Series..... 329

League Division Series..... 329

Wild Card..... 329

All-Star Game..... 329

Opponents..... 330

World Series..... 330

League Championship Series..... 330

League Division Series..... 330

Wild Card..... 330

All-Star Game..... 330

OPPONENTS 331

Opponents..... 332

Leading Opponents vs. Blue Jays..... 332

Low Hit Games vs. Blue Jays..... 333

Opponents All-Time Leaders vs. Toronto..... 334

Consecutive Wins and Losses vs. American League Opponents..... 345

Pitchers at the Plate..... 346

PLAYER DEVELOPMENT 347

Player Development..... 348

Joe Scalfani..... 348

Charlie Wilson..... 348

Matt Buschmann..... 348

Tim Raines..... 348

Scouting..... 349

Ryan Mittleman..... 349

Shane Farrell..... 349

Jose "Sandy" Rosario..... 349

Lorenzo Perez..... 349

Luis Natero..... 349

Jose Contreras..... 350

Aaron Acosta..... 350

Harry Embinder..... 350

Kory LaFreniere..... 350

Major League Scouts..... 351

Professional Scouts..... 351

Amateur Scouts..... 352

Area Scouts..... 353

Amateur Scouting Support Staff..... 354

2022 Minor League Instructors..... 355

Casey Candaele..... 355

Tamargo Jr., John..... 355

McPherson, Dallas..... 355

Mense, Hunter..... 356

Solano, Danny..... 356

Popham, Cory..... 356

Tracy, Matt..... 356

Minor League Affiliates..... 357

Buffalo Bisons..... 359

Candaele, Casey..... 359

Ware, Jeff..... 359

Hart, Corey..... 359

White, Devon..... 359

McGuligan, Jake..... 359

New Hampshire Fisher Cats..... 360

Martin, Cesar..... 360

Czaplewski, Jim..... 360

Hague, Matt..... 360

Schaeffer, Chris..... 360

von Roemer, Matt..... 360

Vancouver Canadians..... 361

Lavallee, Brent..... 361

Cundari, Phil..... 361

Wright, Ryan..... 361

Ponce, Ashley..... 361

Bonnett, Joel..... 361

Dunedin Blue Jays..... 362

Murphy, Donnie..... 362

Hayes, Drew..... 362

Young, Matt..... 362

Canelas, Danny..... 362

Hill, Taylor..... 362

Glasser, Max..... 362

FCL Blue Jays..... 363

Mayorga, Jose..... 363

Carroll, George..... 363

Caceres, Antonio Gonzalez..... 363

Richard, Cory..... 363

Echevarria, Justin..... 363

Elliott, Paul..... 364

Veira, Jaime..... 364

Holmberg, Dennis..... 364

Stribrcky, Petr..... 364

DSL Blue Jays..... 365

Fermin, Andy..... 365

Hernandez, Yoel..... 365

Landers, Fred..... 365

Barreto, Deiferson..... 365

Mateo, Jose..... 365

Morelos, Jair..... 365

2022 Minor League Players..... 366

2021 First-Year Player Draft..... 369

2021 International Signings..... 369

MEDIA & MISCELLANEOUS 371

Media Services..... 372

2022 Regular Season Club/Media Regulations..... 373

Broadcasting..... 374

Buck Martinez..... 374

Dan Shulman..... 374

Pat Tabler..... 374

Jamie Campbell..... 375

Joe Siddall..... 375

Ben Wagner..... 375

Le Baseball des Blues Jays..... 376

Jacques Doucet..... 376

Rodger Brulotte..... 376

2022 Blue Jays Radio Station List..... 376

Rogers Centre..... 377

Blue Jays at Rogers Centre and Exhibition Stadium..... 379

Game Delays at Rogers Centre..... 380

Ground Rules — Rogers Centre..... 380

Home Postponements..... 380

Rogers Centre Field Measurements..... 380

Rogers Centre Address..... 380

Rogers Centre Roof Openings..... 381

Blue Jays Spring Training Directory..... 382

TD Ballpark..... 383

Spring Training Record..... 384

Spring Training Attendance..... 385

Glossary of Medical Terms..... 386

2-0 in World Series Play..... 315

10 Consecutive Hits..... 300

10 Home Run Game..... 381

1991 All-Star Game..... 22

200 Home Runs..... 135

2021 Home Run Facts..... 326

Age When Managers Took Over Their First Game..... 25

Arbitration Cases..... 278

At the All-Star Break..... 327

Blue Jays, Most Consecutive Games With 1+ Double — All-Time..... 130

Blue Jays, Pitchers 40+ Years Old to Win Game — All-Time..... 161

Blue Jays With Two Extra-Base Hits in a Single Inning — All-Time..... 101

Call it a Draw..... 226

Canadian Baseball Hall of Fame and Museum..... 255

Canadian Blue Jays..... 150

Dome Doubleheaders..... 270

First to 100 Home Runs..... 316

First Trip Lucky..... 332

First-Year Player Draft, 1st Round Selections..... 153

Grand Slams Hit by a Toronto Rookie, All-Time..... 354

Hitting for the Cycle..... 28

Home Run Trivia..... 295

How Long Did It Take..... 102

Longest Rain Delays..... 294

Longest Scoreless Innings Streaks by a Toronto Reliever Within A Season..... 79

Managers..... 25

Most Consecutive Outings Without Allowing a Run to Start Career With Blue Jays..... 40

Most Home Runs Hit in a Series..... 301

Most Strikeouts in First Start For Blue Jays..... 42

Name the Team Contest..... 13

No Sweeps..... 43

O' Canada..... 334

Oldest & Youngest Blue Jays..... 36

Opening Up..... 227

Over-Under..... 169

Seasons in Which Toronto Was the 1st Team To Score 500 Runs..... 88

Stieb's No-Hitter..... 60

Suspended Games..... 279

Toronto, Back-to-Back Home Runs More Than Once in the Same Game..... 87

Toronto, 20 Wins in a 25-Game Span..... 61

Toronto Blue Jays Ownership..... 10

Toronto, Longest Consecutive Batters Retired Streaks..... 132

Toronto, Most Consecutive Games With Starting Pitcher Allowing 3ER or Less, All-Time..... 69

Toronto, Youngest Opening Day Starters, All-Time..... 63

Toronto, Youngest Pitchers MLB Debut..... 99

Toronto, Youngest To Hit First Home Run..... 125

Winning the Game After Getting Out-Hit by 9 or More..... 287

World Series/LCS Shares..... 333

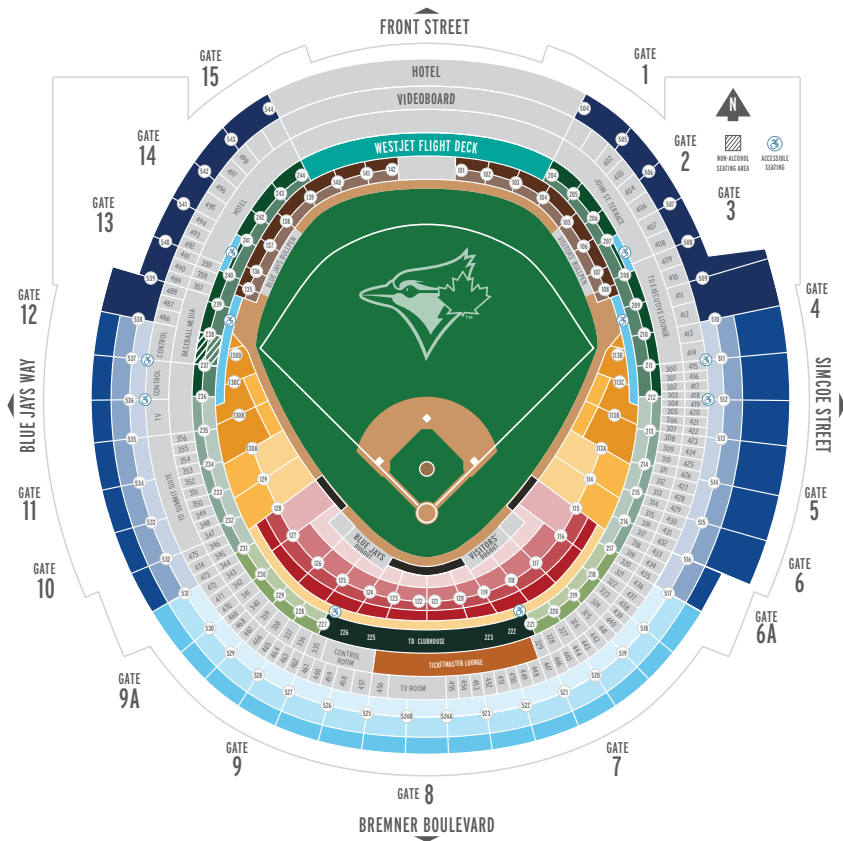
World Series Rings..... 375

Youngest Blue Jays to Record First Multi-Homer Game..... 244

Youngest Position Players to Appear On Opening Day for Toronto..... 190

Copyright © 2022 by the Toronto Blue Jays Baseball Club. All rights reserved. The use of any part of this publication reproduced, transmitted in any form or by any means, electronic, mechanical, photocopying, recording, or otherwise or stored in a retrieval system, without the prior written consent of the publisher — or in the case of photocopying or other reprographic copying, a license from the Canadian Reprography Collective — is an infringement of copyright law. All information is current to March 16, 2022. Entire contents are the property of the Toronto Blue Jays Baseball Club and cannot be reprinted in whole or in part without the permission of the Blue Jays Communications Department.





100 LEVEL

- In The Action
- Premium Dugout
- Premium Infield
- Field Level Infield I
- Field Level Infield II
- Field Level Infield III
- Field Level Bases I
- Field Level Bases II
- Field Level Bases III
- 100 Level Outfield I
- 100 Level Outfield II
- Infield Accessible
- Outfield Accessible

200 LEVEL

- TD Clubhouse
- 200 Level Infield I
- 200 Level Infield II
- 200 Level Bases I
- 200 Level Bases II
- 200 Level Outfield I
- 200 Level Outfield II
- Outfield Accessible

300 LEVEL

- Ticketmaster Lounge

500 LEVEL

- 500 Level Infield I
- 500 Level Infield II
- 500 Level Infield III
- 500 Level Bases I
- 500 Level Bases II
- 500 Level Bases III
- 500 Level Outfield



2022 SEASON SCHEDULE

APRIL

SUN	MON	TUE	WED	THU	FRI	SAT
					1	2
3	4	5	6	7	8 TEX 7:07PM	9 TEX 3:07PM
10 TEX 1:37PM	11 NYY 7:05PM	12 NYY 7:05PM	13 NYY 7:05PM	14 NYY 7:05PM	15 OAK 7:07PM	16 OAK 3:07PM
17 OAK 1:37PM	18	19 BOS 7:10PM	20 BOS 7:10PM	21 BOS 1:35PM	22 HOU 8:10PM	23 HOU 4:10PM
24 HOU 2:10PM	25 BOS 7:07PM	26 BOS 7:07PM	27 BOS 7:07PM	28 BOS 3:07PM	29 HOU 7:07PM	30 HOU 3:07PM

MAY

SUN	MON	TUE	WED	THU	FRI	SAT
1 HOU 1:37PM	2 NYY 7:07PM	3 NYY 7:07PM	4 NYY 7:07PM	5 CLE 6:10PM	6 CLE 7:10PM	7 CLE 6:10PM
8 CLE 1:40PM	9	10 NYY 7:05PM	11 NYY 12:35PM	12	13 TB 7:10PM	14 TB 6:10PM
15 TB 1:40PM	16 SEA 7:07PM	17 SEA 7:07PM	18 SEA 7:07PM	19	20 CIN 7:07PM	21 CIN 3:07PM
22 CIN 1:37PM	23 STL 7:45PM	24 STL 7:45PM	25	26 LAA 9:38PM	27 LAA 9:38PM	28 LAA 10:07PM
29 LAA 4:07PM	30	31 CWS 7:07PM				

JUNE

SUN	MON	TUE	WED	THU	FRI	SAT
			1 CWS 7:07PM	2 CWS 3:07PM	3 MIN 7:07PM	4 MIN 3:07PM
5 MIN 1:37PM	6 KC 8:10PM	7 KC 8:10PM	8 KC 2:10PM	9	10 DET 7:10PM	11 DET 4:10PM
12 DET 1:40PM	13 BAL 7:07PM	14 BAL 7:07PM	15 BAL 7:07PM	16 BAL 3:07PM	17 NYY 7:07PM	18 NYY 3:07PM
19 NYY 1:37PM	20 CWS 8:10PM	21 CWS 8:10PM	22 CWS 2:10PM	23	24 MIL 8:10PM	25 MIL 4:10PM
26 MIL 2:10PM	27 BOS 7:07PM	28 BOS 7:07PM	29 BOS 7:07PM	30 TB 7:07PM		

JULY

SUN	MON	TUE	WED	THU	FRI	SAT
					1 TB 3:07PM	2 TB 12:07PM TB 6:07PM
3 TB 1:37PM	4 OAK 9:07PM	5 OAK 9:40PM	6 OAK 3:37PM	7 SEA 10:10PM	8 SEA 10:10PM	9 SEA 10:10PM
10 SEA 4:10PM	11	12 PHI 7:07PM	13 PHI 7:07PM	14 KC 7:07PM	15 KC 7:07PM	16 KC 3:07PM
17 KC 1:37PM	18	19	20	21	22 BOS 7:10PM	23 BOS 4:10PM
24 BOS 1:35PM 31 DET 1:37PM	25	26 STL 7:07PM	27 STL 7:07PM	28 DET 7:07PM	29 DET 7:07PM	30 DET 3:07PM

AUGUST

SUN	MON	TUE	WED	THU	FRI	SAT
	1	2 TB 7:10PM	3 TB 12:10PM	4 MIN 7:40PM	5 MIN 8:10PM	6 MIN 7:10PM
7 MIN 2:10PM	8 BAL 7:05PM	9 BAL 7:05PM	10 BAL 7:05PM	11	12 CLE 7:07PM	13 CLE 3:07PM
14 CLE 1:37PM	15 BAL 7:07PM	16 BAL 7:07PM	17 BAL 3:07PM	18 NYY 7:05PM	19 NYY 7:05PM	20 NYY 1:05PM
21 NYY 1:35PM	22	23 BOS 7:10PM	24 BOS 7:10PM	25 BOS 7:10PM	26 LAA 7:07PM	27 LAA 3:07PM
28 LAA 1:37PM	29 CHC 7:07PM	30 CHC 7:07PM	31 CHC 7:07PM			

SEPT/OCT

SUN	MON	TUE	WED	THU	FRI	SAT
				1	2 PIT 6:35PM	3 PIT 6:35PM
4 PIT 1:35PM	5 BAL 1:05PM	6 BAL 7:05PM	7 BAL 7:05PM	8	9 TEX 8:05PM	10 TEX 7:05PM
11 TEX 2:35PM	12 TB 7:07PM	13 TB 1:07PM TB 7:07PM	14 TB 7:07PM	15 TB 3:07PM	16 BAL 7:07PM	17 BAL 3:07PM
18 BAL 1:37PM	19	20 PHI 6:45PM	21 PHI 6:45PM	22 TB 6:40PM	23 TB 7:10PM	24 TB 6:10PM
25 TB 1:10PM	26 NYY 7:07PM	27 NYY 7:07PM	28 NYY 7:07PM	29	30 BOS 7:07PM	1 BOS 3:07PM
2 BOS 1:37PM	3 BAL 7:05PM	4 BAL 7:05PM	5 BAL TBD			

HOME

AWAY

Opponents and dates are subject to change. Schedule as of March 17, 2022.

©TORONTO BLUE JAYS and all related marks and designs are trademarks and/or copyright of Rogers Blue Jays Baseball Partnership. ©2022