



Lenovo ThinkServer TD350 (E5-2600 v4) Product Guide

The Lenovo ThinkServer TD350 allows you to balance high performance and massive storage capacity without the need to invest in a rack infrastructure. Now with the new Intel Xeon E5-2600 v4 processors, this high-performance tower supports up to 1 TB of 2400 MHz DDR4 memory, and up to 120 TB of internal storage.

Suggested uses: business-critical workloads, distributed databases, IT infrastructure, virtualization, point of sale

The ThinkServer TD350 is shown in the following figure.



Figure 1. ThinkServer TD350

Did you know?

The new Thinkserver TD350 with Intel Xeon v4 processors now supports faster DDR4 memory (up to 2400 MHz) and larger DIMM capacities (now up to 64GB). Processor core counts have also increased and the TD350 now supports up to 20 cores per processor, up from 16 cores in the v3 processors.

The TD350 is now also better managed with new support for Lenovo XClarity Administrator. Improved systems management means greater remote management capabilities for increased reliability and uptime.

Key features

The TD350 is a versatile 4U two-socket business-critical tower server that offers improved performance and pay-as-you-grow flexibility along with new features that improve server management capabilities. This powerful system is designed for your most important business applications and cloud deployments.

Combining balanced performance and flexibility, the TD350 is a great choice for small and medium businesses. It can provide outstanding uptime to keep business-critical applications and cloud deployments running safely. Ease of use and comprehensive systems management tools help make deployment easier. Outstanding reliability, availability, and serviceability (RAS) and high-efficiency design improve your business environment and help save operational costs.

Scalability and performance

The TD350 offers numerous features to boost performance, improve scalability, and reduce costs:

- Improves productivity by offering superior system performance with up to two 20-core processors, each with up to 50 MB of L3 cache and up to 9.6 GT/s QPI interconnects links.
- Supports up to two processors, 40 cores, and 80 threads to maximize the concurrent execution of multithreaded applications.
- Intelligent and adaptive system performance with energy-efficient Intel Turbo Boost Technology allows CPU cores to run at maximum speeds during peak workloads by temporarily going beyond processor thermal design power (TDP).
- Intel Hyper-Threading Technology boosts performance for multithreaded applications by enabling simultaneous multithreading within each processor core with two threads per core.
- Intel Virtualization Technology integrates hardware-level virtualization hooks that allow operating system vendors to better utilize the hardware for virtualization workloads.
- Intel Advanced Vector Extensions 2.0 (AVX 2.0) enable acceleration of enterprise-class workloads such as databases, enterprise resource planning, and others.
- Up to 2400 MHz memory speeds with two DIMMs per channel running at 2400 MHz to help maximize system performance.
- Up to 1 TB of memory capacity using 64 GB LRDIMMs.
- The 12 Gbps SAS internal storage connectivity doubles the data transfer rate compared to 6 Gb SAS solutions to maximize performance of storage I/O-intensive applications.
- Flexible and scalable internal storage configurations provide for up to 120 TB of storage capacity (using 15x 8TB drives) in a 4U rack form factor.
- The use of solid-state drives (SSDs) instead of, or along with, traditional spinning drives (HDDs) can significantly improve I/O performance. An SSD can support up to 100 times more I/O operations per second (IOPS) than a typical HDD.
- The server offers up to seven PCI Express (PCIe) 3.0 I/O expansion slots.
- With Intel Integrated I/O Technology, the PCI Express 3.0 controller is integrated into the Intel Xeon processor E5 family. This helps to dramatically reduce I/O latency and increase overall system performance.
- Ideal for location in a small office, the TD350 features whisper quiet acoustics, as low as 37 decibels (33% quieter than a normal conversation)

Availability and serviceability

The TD350 provides many features to simplify serviceability and increase system uptime:

- Toolless cover removal provides easy access to upgrades and serviceable parts, such as processors, DIMMs, and adapter cards.
- The server offers hot-swap drives that support RAID redundancy for data protection and greater system uptime.
- The server offers redundant hot-swap power supplies and redundant fans to provide availability for business-critical applications.

- Able to convert from tower to rack-mount for more flexibility.
- Solid-state drives (SSDs) offer significantly better reliability than traditional mechanical HDDs, for greater uptime.
- Built-in ThinkServer System Manager (TSM) continuously monitors system parameters and triggers alerts to minimize downtime.
- One- or three-year customer replaceable unit (CRU) and onsite limited warranty (depending on model), next business day 9x5. Optional service upgrades are available.

Manageability and security

Powerful systems management features simplify local and remote management of the TD350:

- Support for Lenovo XClarity Administrator, providing auto-discovery, inventory tracking, monitoring, and call home capabilities.
- Includes ThinkServer System Manager (TSM) to monitor server availability and perform remote management. Optional TSM Premium adds remote control and remote media.
- Support for Lenovo XClarity Energy Manager, which captures real-time power and temperature data from the server and provides automated controls to lower energy costs.
- Embedded ThinkServer Deployment Manager (TDM) provides a complete set of provisioning capabilities from a single interface, automating many of the tasks associated with server provisioning.
- An optional Trusted Platform Module (TPM) enables advanced cryptographic functionality such as digital signatures and Windows BitLocker encryption, a Windows data protection feature.
- Intel Execute Disable Bit functionality can help prevent certain classes of malicious buffer overflow attacks when combined with a supporting operating system.
- Intel Trusted Execution Technology provides enhanced security through hardware-based resistance to malicious software attacks, allowing an application to run in its own isolated space, protected from all other software running on a system.

Energy efficiency

The TD350 offers the following energy-efficiency features to save energy, reduce operational costs, increase energy availability, and contribute to a green environment:

- Energy-efficient planar components help lower operational costs.
- High-efficiency power supplies with 80 PLUS Platinum and Titanium certifications.
- Intel Intelligent Power Capability powers individual processor elements on and off as needed, to reduce power draw.
- Low-voltage Intel Xeon processors draw less energy to satisfy the demands of power and thermally constrained data centers and telecommunication environments.
- Low-voltage 1.2 V DDR4 memory DIMMs consume up to 20% less energy compared to 1.35 V DDR3 DIMMs.
- Solid-state drives (SSDs) consume less power than traditional spinning HDDs.
- Lenovo XClarity Energy Manager provides advanced data center power notification and management to help achieve lower heat output and reduced cooling needs.

Locations of key components and connectors

The TD350 is available either with 3.5-inch hot-swap drive bays or 2.5-inch hot-swap drive bays or 3.5-inch easy-swap drive bays. The following figure shows the front of the server.

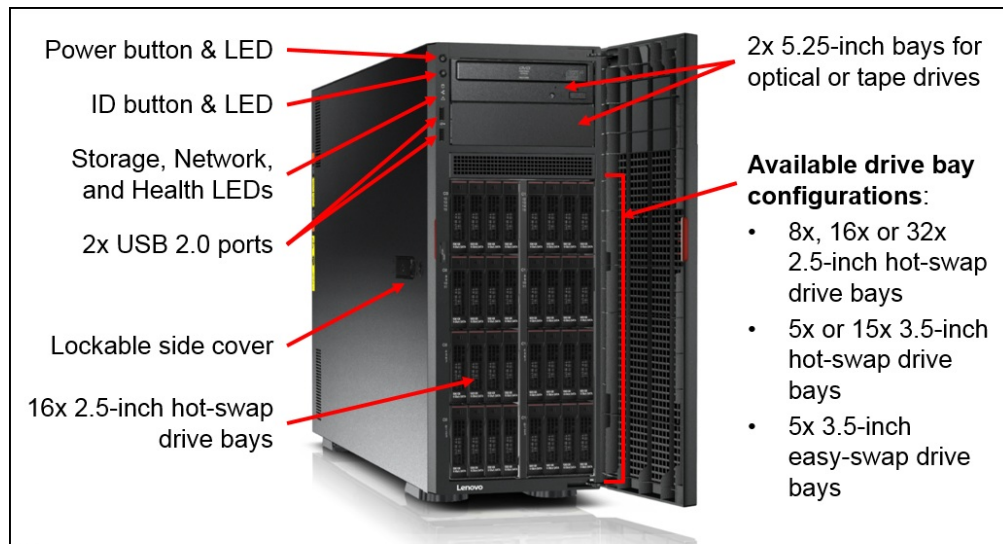


Figure 2. Front view of the ThinkServer TD350 (16x 2.5-inch drive-bay model)

The following figure shows the rear of the TD350 server.

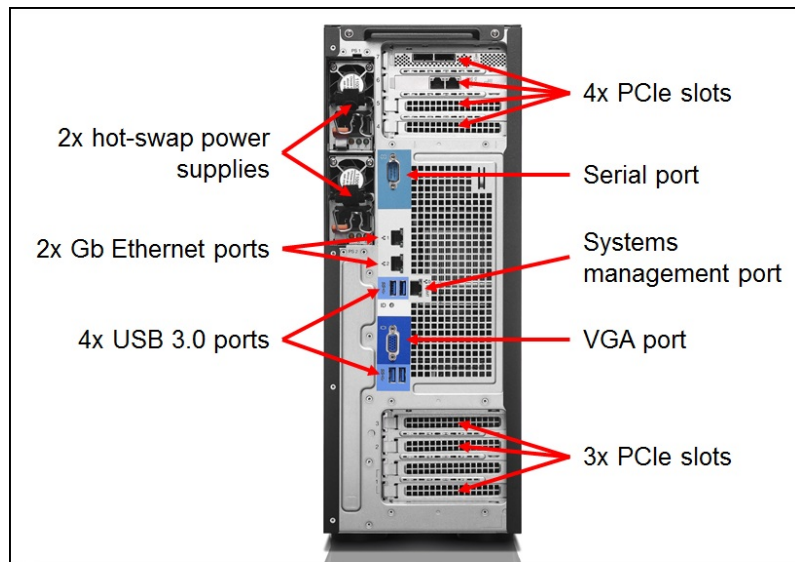


Figure 3. Rear view of the ThinkServer TD350

The following figure shows the inside of the TD350 server.

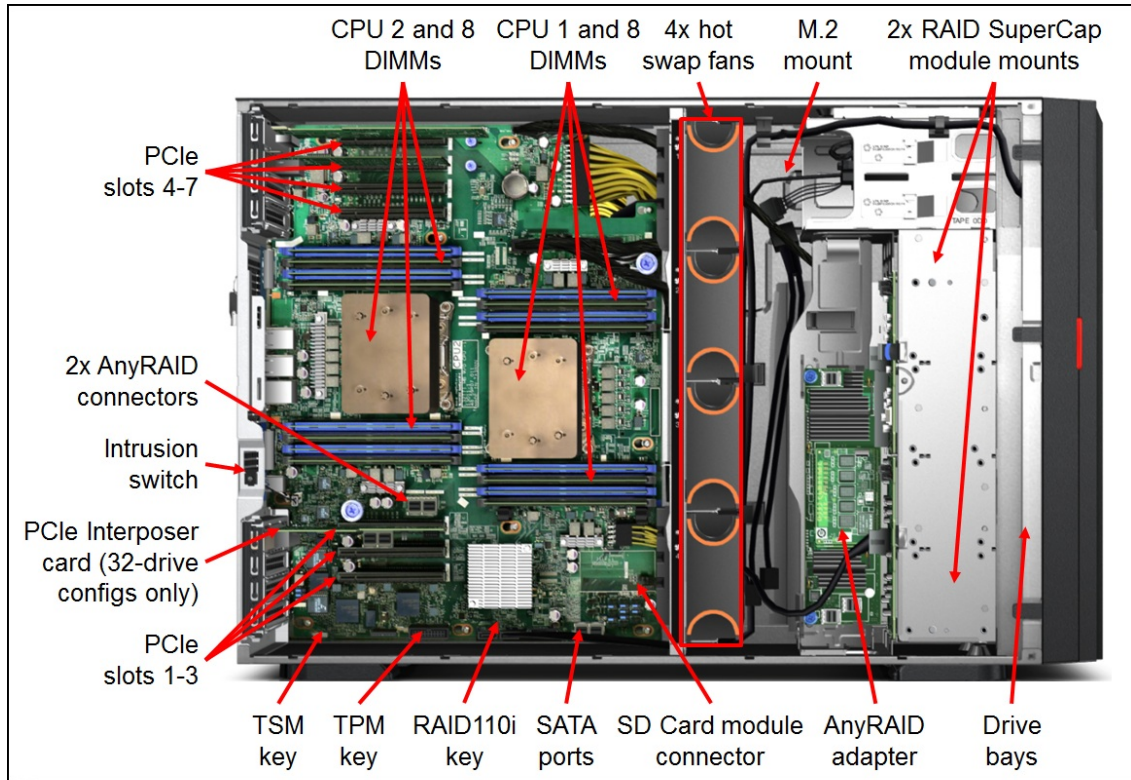


Figure 4. Inside view of the ThinkServer TD350

Standard specifications

The following table lists the standard specifications.

Table 1. Standard specifications

Components	Specification
Machine type	70DG, 70DH (3.5-inch drives) 70DJ, 70DK (2.5-inch drives) 70DL, 70DM (3.5-inch drives, rack conversion kit) 70DN, 70DQ (2.5-inch drives, rack conversion kit)
Form factor	Tower (convertable to 4U rack-mount)
Processor	Up to two Intel Xeon E5-2600 v4 Series CPUs, with up to 135 W SKUs and up to 20 cores per CPU
Chipset	Intel C610
Memory	Up to 16 DDR4 DIMM sockets (8 DIMMs per processor). RDIMMs and Load Reduced DIMMs (LRDIMMs) are supported. Memory types cannot be intermixed. Memory speed up to 2400 MHz
Memory maximums	<ul style="list-style-type: none"> With RDIMMs: Up to 512 GB with 16x 32 GB RDIMMs and two processors With LRDIMMs: Up to 1 TB with 16x 64 GB LRDIMMs and two processors
Memory protection	ECC, Patrol Scrubbing, Demand Scrubbing, Sparing, Mirroring, and Lockstep Mode

Components	Specification
Disk drive bays	<p>Internal drive bay options (mutually exclusive):</p> <ul style="list-style-type: none"> • 8x, 16x or 32x 2.5-inch hot-swap drive bays • 5x or 15x 3.5-inch hot-swap drive bays • 5x 3.5-inch easy-swap drive bays <p>Two M.2 SSDs and an optional M.2 storage module with a dedicated connector. Two SDHC Cards and an optional SD module installed with a dedicated connector.</p>
Maximum internal storage	150 TB with 15x 10 TB 3.5-inch NL SAS HDDs or 64 TB with 32x 2 TB 2.5-inch NL SATA HDDs. Intermix of SAS/SATA is supported.
Storage controller	<p>Supports an AnyRAID adapter installed in a dedicated slot on the drive backplane or a PCIe RAID adapter installed in a standard PCIe slot:</p> <ul style="list-style-type: none"> • AnyRAID 110i 6 GB SATA RAID 0/1/10 with optional RAID 5. This is a pass-through card that routes the embedded controller in the Intel C610 PCH to the backplane. Maximum 6 SATA drives. • AnyRAID 510i 6 GB SAS & SATA RAID 0/1/10 with optional RAID 5/50. Maximum 8 drives. • AnyRAID 720i 12Gb RAID 0/1/5/6/10/50/60 with optional 1 GB cache (without flash), or 1 GB, 2 GB or 4 GB cache each with CacheVault (flash), CacheCade, and FastPath support. Maximum 8 drives. • AnyRAID 720ix 12 GB RAID 0/1/5/6/10/50/60 with optional 1 GB cache (without flash), or 1 GB, 2GB or 4GB cache each with CacheVault (flash), CacheCade, and FastPath support. Includes SAS Expander to support up to 16 drives. • 2x AnyRAID 720ix controllers for support of 32 drives (also requires a PCIe Expander Card to be installed in PCIe Slot 3). • RAID 520i PCIe 12 GB SAS & SATA RAID 0/1/10 with optional RAID 5/50. Maximum 8 drives. • RAID 720i PCIe 12Gb RAID 0/1/5/6/10/50/60 with optional 1 GB cache (without flash), or 1 GB, 2 GB or 4 GB cache each with CacheVault (flash), CacheCade, and FastPath support. Maximum 8 drives.
Optical drive bays	One or two optional slimline drives, one standard in some models. Support for DVD-ROM or Multiburner.
Tape drive bays	One optional LTO6 tape drive. Requires AnyRAID 720ix controller.
Network interfaces	Two integrated RJ-45 Gigabit Ethernet 1000BASE-T ports (Intel i210) for the operating system. Port 1 can be configured as shared with systems management. Dedicated Gigabit Ethernet port for systems management.
PCI Expansion slots	<p>Up to seven slots, depending on the number of processors installed. The slots are numbered as follows (see the rear view in Locations of key components and connectors for slot locations):</p> <ol style="list-style-type: none"> 1. PCIe 3.0 x16 FH/FL (supports double-width cards) 2. PCIe 3.0 x8 (x16 mechanical) FH/FL 3. PCIe 3.0 x8 (x16 mechanical) FH/FL 4. PCIe 3.0 x8 (x16 mechanical) FH/FL (requires CPU 2) 5. PCIe 3.0 x16 FH/FL (requires CPU 2) 6. PCIe 3.0 x8 (x16 mechanical) FH/FL (requires CPU 2) 7. PCIe 3.0 x8 (x16 mechanical) FH/FL (requires CPU 2)

Components	Specification
Ports	<ul style="list-style-type: none"> • Front: 2x USB 2.0 • Rear: 4x USB 3.0, 1x DB-15 VGA video, 1x RJ-45 systems management port, 2x RJ-45 GbE network ports, 1x DB-9 serial port • Internal: 2x SD Card slots (optional, with SD Card module), 2x M.2 SSD slots (optional, with M.2 module)
Cooling	Four hot-swap system fans, 3 + 1 redundant.
Power supply	Up to two redundant hot-swap 450W, 550 W, 750 W, or 1100 W High Efficiency Platinum AC Power Supplies (all 110-240V), or 750 W High Efficiency Titanium AC Power Supply (220-240V)
Hot-swap parts	Drives, fans and power supplies
Systems management	UEFI, ThinkServer System Management (TSM) based on ASPEED AST2400, IPMI 2.0-compliant baseboard management controller (BMC), and support for Lenovo XClarity Administrator. Optional TSM Premium Upgrade software feature for remote presence. ThinkServer Deployment Manager. Lenovo XClarity Energy Manager (activated with TSM Premium or separate license).
Security features	Power-on and administrator password. Optional Trusted Platform Module (TCG 1.2-compliant). Chassis intrusion switch standard on some models, not available on others.
Video	Onboard Aspeed AST2400 with 16MB memory, one VGA port on rear. Maximum resolution: 1920x1200@60Hz
Operating systems supported	Microsoft Windows 8, 8.1, Windows Server 2016, 2012 R2, & 2012, Red Hat Enterprise Linux 6 and 7, SUSE Linux Enterprise Server 11 & 12, VMware vSphere (ESXi) 5.5 & 6.0, Citrix XenServer 6.5.1
Limited warranty	One- or three-year limited onsite service with 9x5 Next Business Day
Service and support	Optional service upgrades are available through Lenovo Services
Dimensions	<p>Tower form factor:</p> <ul style="list-style-type: none"> • Width: 173 mm (6.8 inches) • Height: 459 mm (18.1 inches) with foot stands • Depth: 685 mm (27.0 inches) including the front door <p>Rack form factor:</p> <ul style="list-style-type: none"> • Width: 482 mm (19.0 inches) with rack handles • Height: 173 mm (6.8 inches) • Depth: 664 mm (26.1 inches)
Weight	Minimum configuration: 22 kg (48.5 lb), maximum 41.5 kg (91.5 lb)

Models

ThinkServer TD350 models are country-specific; that is, each country may define their own server models, and not all server models are available in every country.

Machine types for the TD350 are 70DG, 70DH, 70DJ, 70DK, 70DL, 70DM, 70DN, and 70DQ.

Tip: These are the same machine types as the TD350 with E5-2600 v3 processors.

For a list of the TD350 models available in the US or EMEA, see PSREF:
http://psref.lenovo.com/Product/ThinkServer_TD350

For models in other countries, contact a local Lenovo or Lenovo Business Partner representative.

The TD350 server models are shipped with the following items:

- *Read Me First* printed publication
- Documentation DVD containing the User Guide and Hardware Maintenance Manual
- ThinkServer EasyStartup software DVD
- Country-specific power cords

Processor options

The TD350 supports up to two Intel Xeon E5-2600 v4 series processors. The following table lists the supported processor options. When two processors are installed, they must be identical.

Note: This product guide covers the TD350 with E5 v4 processors. For information about TD350 models with v3 processor support, see [Lenovo ThinkServer TD350 \(E5-2600 v3\)](#).

Table 2. Processor options (TB = Turbo Boost, VT = Virtualization Technology, HT = Hyper-Threading Technology)

Part number	Description	Memory speed	L3 cache	TB	VT	HT
4XG0G89088	ThinkServer TD350 Intel Xeon E5-2603 v4 (6C, 85W, 1.7GHz) Processor	1866 MHz	15 MB	N	Y	N
4XG0G89083	ThinkServer TD350 Intel Xeon E5-2609 v4 (8C, 85W, 1.7GHz) Processor	1866 MHz	20 MB	N	Y	N
4XG0G89078	ThinkServer TD350 Intel Xeon E5-2620 v4 (8C, 85W, 2.1GHz) Processor	2133 MHz	20 MB	Y	Y	Y
4XG0G89093	ThinkServer TD350 Intel Xeon E5-2623 v4 (4C, 85W, 2.6GHz) Processor	2133 MHz	10 MB	Y	Y	Y
4XG0G89073	ThinkServer TD350 Intel Xeon E5-2630 v4 (10C, 85W, 2.2GHz) Processor	2133 MHz	25 MB	Y	Y	Y
4XG0G89103	ThinkServer TD350 Intel Xeon E5-2630L v4 (10C, 55W, 1.8GHz) Processor	2133 MHz	25 MB	Y	Y	Y
4XG0G89046	ThinkServer TD350 Intel Xeon E5-2637 v4 (4C, 135W, 3.5GHz) Processor	2400 MHz	15 MB	Y	Y	Y
4XG0G89068	ThinkServer TD350 Intel Xeon E5-2640 v4 (10C, 90W, 2.4GHz) Processor	2133 MHz	25 MB	Y	Y	Y
4XG0G89043	ThinkServer TD350 Intel Xeon E5-2643 v4 (6C, 135W, 3.4GHz) Processor	2400 MHz	20 MB	Y	Y	Y
4XG0G89063	ThinkServer TD350 Intel Xeon E5-2650 v4 (12C, 105W, 2.2GHz) Processor	2400 MHz	30 MB	Y	Y	Y
4XG0G89098	ThinkServer TD350 Intel Xeon E5-2650L v4 (14C, 65W, 1.7GHz) Processor	2400 MHz	35 MB	Y	Y	Y
4XG0G89058	ThinkServer TD350 Intel Xeon E5-2660 v4 (14C, 105W, 2.0GHz) Processor	2400 MHz	35 MB	Y	Y	Y
4XG0G89040	ThinkServer TD350 Intel Xeon E5-2667 v4 (8C, 135W, 3.2GHz) Processor	2400 MHz	25 MB	Y	Y	Y
4XG0G89055	ThinkServer TD350 Intel Xeon E5-2680 v4 (14C, 120W, 2.4GHz) Processor	2400 MHz	35 MB	Y	Y	Y
4XG0G89052	ThinkServer TD350 Intel Xeon E5-2683 v4 (16C, 120W, 2.1GHz) Processor	2400 MHz	40 MB	Y	Y	Y
4XG0G89037	ThinkServer TD350 Intel Xeon E5-2690 v4 (14C, 135W, 2.6GHz) Processor	2400 MHz	35 MB	Y	Y	Y
4XG0G89049	ThinkServer TD350 Intel Xeon E5-2695 v4 (18C, 120W, 2.1GHz) Processor	2400 MHz	45 MB	Y	Y	Y
4XG0G89034	ThinkServer TD350 Intel Xeon E5-2698 v4 (20C, 135W, 2.2GHz) Processor	2400 MHz	50 MB	Y	Y	Y

Xeon E5-2600 v4 processors improves on the v3 generation in the following ways:

- Manufacturing process technology has transitioned from 22 nm to 14 nm
- Maximum TD350 core count is increased from 16 to 20 cores per processor
- Server thread count for TD350 is increased from 32 to 40
- Maximum last level per-processor cache for TD350 is increased from 30 MB to 50 MB
- Supports DDR4 memory at up to 2400 MT/s.
- New and increased Resource Monitoring and Allocation capabilities
- Enhanced hardware assisted Security features

Memory options

The ThinkServer TD350 supports DDR4 memory. DDR4 memory offers many benefits over previous generation DDR3 memory. DDR4 operates at a lower voltage than DDR3 (1.2V vs. 1.35V or 1.5V) and as a result, offers significant power savings. In addition, the DDR4 memory DIMMs used with Xeon E5 v4 processors have higher memory transfer speeds (up to 2400 MT/s), depending on the processor(s) used and the memory configuration.

Lenovo offers Registered DIMMs (RDIMM), as well as Load Reduced DIMMs (LRDIMM) that use a buffer to reduce memory bus loading and enable greater memory capacities to be achieved.

The following table lists the DDR4 memory options and ordering information.

2133 MHz memory support: the TD350 with Intel Xeon E5-2600 v4 processors supports both 2133 MHz and 2400 MHz memory options, however the 2133 MHz memory DIMMs will not operate at 2400 MHz, even if the processor selected supports that speed. 2133 MHz DIMMs operate at speeds only up to 2133 MHz.

Table 3. Memory Options

Part number	Description	Maximum supported*
2400 MHz memory options		
4X70G88318	Lenovo ThinkServer 8GB DDR4-2400MHz (1Rx4) RDIMM	8 / 16
4X70G88319	Lenovo ThinkServer 16GB DDR4-2400MHz (2Rx4) RDIMM	8 / 16
4X70G88320	Lenovo ThinkServer 32GB DDR4-2400MHz (2Rx4) RDIMM	8 / 16
4X70G88321	Lenovo ThinkServer 64GB DDR4-2400MHz (4Rx4) LRDIMM	8 / 16
2133 MHz memory options		
4X70F28588	Lenovo ThinkServer 4GB DDR4-2133MHz (1Rx8) RDIMM	8 / 16
4X70F28589	Lenovo ThinkServer 8GB DDR4-2133MHz (1Rx4) RDIMM	8 / 16
4X70F28590	Lenovo ThinkServer 16GB DDR4-2133MHz (2Rx4) RDIMM	8 / 16
4X70G88311	Lenovo ThinkServer 32GB DDR4-2133MHz (2Rx4) RDIMM	8 / 16
4X70F28591	Lenovo ThinkServer 32GB DDR4-2133MHz (4Rx4) LRDIMM	8 / 16

* Maximum supported with 1 processor installed / 2 processors installed

The server supports up to 8 DIMMs when one processor is installed and up to 16 DIMMs when two processors are installed. Each processor has four memory channels, and there are two DIMMs supported per channel.

The following table shows the characteristics of the supported DIMMs. All configurations allow the DIMMs to operate at rated speed, provided the CPU selected also supports that speed. Tables cells highlighted with a gray background indicate that the server supports higher memory frequencies than the Intel processor specification.

Table 4. Maximum memory speeds

DIMM specification	RDIMM		LRDIMM
	Single rank	Dual rank	Quad rank
Rank	Single rank	Dual rank	Quad rank
Part numbers	4X70G88318 (8 GB)	4X70G88319 (16 GB) 4X70G88320 (32 GB)	4X70G88321 (64 GB)
Rated speed	2400 MHz	2400 MHz	2400 MHz
Rated voltage	1.2 V	1.2 V	1.2 V
Maximum quantity supported*	16	16	16
Maximum DIMM capacity	8 GB	32 GB	64 GB
Maximum memory capacity	128 GB	512 GB	1024 GB
Maximum memory at rated speed	64 GB	64 GB	1 TB
Maximum operating speed			
1 DIMM per channel	2400 MHz	2400 MHz	2400 MHz
2 DIMMs per channel	2400 MHz	2400 MHz	2400 MHz

* The maximum quantity supported is shown for two processors installed.

Protection against data loss is provided through the following memory RAS features:

- ECC
- Patrol and Demand Scrubbing
- Sparing
- Mirroring

- Lockstep Mode

Configuration Guidelines

Memory can be configured to meet various needs and workloads subject to the following general rules:

- Mixing memory type (RDIMM, LRDIMM) is not supported.
- DIMM capacities and rank can be mixed.

When you are populating for the various RAS modes the following rules apply:

- If memory mirroring or lockstep is used, DIMMs must be installed in pairs (minimum of one pair per each CPU), and both DIMMs in a pair must be identical in type, size, and rank.
- If memory sparing is used, one rank of a DIMM in each populated channel is reserved as spare memory; therefore, Single Rank DIMMs cannot be used. DIMMs in a pair must be identical in type, size, and rank.

Memory Optimization

The memory subsystem can be optimized for various factors, including performance, capacity, or power consumption. Refer to the following guidelines when you are selecting memory options:

- Guidelines for maximum memory performance:
 - Use all available memory channels (four per processor, eight total per system).
 - Use identical DIMM populations in size and speed across channels.
 - Populate both processors with equal amounts of memory.
 - Populate the same number of ranks per channel.
 - Have at least two ranks available on each channel.
- Guidelines for lowest memory energy consumption
 - Use fewer, higher capacity DIMMs. For example, a configuration of 8x 16 GB DIMMs often has lower power requirements than a configuration of 16x 8 GB DIMMs, despite the same capacity.
 - Populating more DIMMs per channel—but using fewer channels (the opposite of the preceding bullet)—further reduces overall system energy use, but at the cost of significant performance reduction.

Internal storage

The TD350 supports chassis configurations with either 2.5-inch drive bays or 3.5-inch drive bays. Some configurations also support one optical drive, two optical drives, or one optical and one tape drive.

The six available drive configurations are shown in the following figure. The configurations are:

- 8x 2.5-inch hot-swap drive bays
- 16x 2.5-inch hot-swap drive bays
- 32x 2.5-inch hot-swap drive bays
- 5x 3.5-inch hot-swap drive bays
- 15x 3.5-inch hot-swap drive bays
- 5x 3.5-inch easy-swap drive bays




Figure 5. Available drive bay configurations

Note: A tape drive is supported only with hot-swap drive configurations and only with the addition of the AnyRAID 720ix controller.

There are four hot-swap backplanes used in TD350 configurations:

- 8x 2.5-inch hot-swap backplane (for 8-drive configurations only; no bay upgrades)
- 8x 2.5-inch hot-swap backplane with AnyRAID support (for 8, 16 or 32-drive configurations)
- 5x 3.5-inch hot-swap backplane (for 5-drive configurations only; no bay upgrades)
- 15x 3.5-inch hot-swap backplane with AnyRAID support (for 5-drive and 15-drive configurations)

A configuration with 8x 2.5-inch drives with AnyRAID support can be upgraded to 16 drive bays by adding one additional backplane. A configuration with 16x 2.5-inch drives can be upgraded to 32 drive bays by adding an upgrade kit. These options are listed in the following table.

Configurations notes:

- Only configurations with AnyRAID support can be upgraded using these backplane kits. A configuration with 8x 2.5-inch drive bays without AnyRAID support cannot be upgraded.
- As shown in [Table 7](#), when upgrading from 8x 2.5-inch drives to 16x 2.5-inch drive bays, you will need an AnyRAID 720ix adapter in addition to the 8-Drive Backplane Kit (4XF0G45886).
- The 32-to-16 drive upgrade kit (4XF0G88928) includes the additional AnyRAID 720ix adapter and PCIe Expander Card needed to support 32 drives. The PCIe Expander Card requires an available PCIe slot.

Table 5. Backplane options

Part Number	Description	Maximum supported
4XF0G45886	Lenovo ThinkServer Gen 5 Tower 2.5" 8-Drive Backplane Kit Contains: <ul style="list-style-type: none"> • 8-drive backplane • Drive-bay blanks 	1
4XF0G88928	Lenovo ThinkServer TD350 2.5" 32-Drive Upgrade Kit from 16-Drive. Contains: <ul style="list-style-type: none"> • Two 8-drive backplanes • PCIe Expander Card • AnyRAID 720ix adapter • Cables 	1

The server also supports an M.2 module which installs into a dedicated connector on the system board and supports two M.2 cards. The use of the M.2 module requires the use of the AnyRAID 720ix controller. See the [M.2 storage options](#) section for information.

The server also supports an optional SD Card module which installs into a dedicated connector on the system board and supports two SDHC cards. See the [SD Card storage options](#) section for information. SD cards can be configured redundantly by using the operating system. The SD cards are enabled via a USB port from the system board Platform Controller Hub (PCH) and do not require a RAID controller.

Controllers for internal storage

The TD350 supports one or two AnyRAID RAID controllers for all internal drives. The AnyRAID adapters are installed in dedicated slots directly on the drive backplane. The TD350 also supports RAID 520i and RAID 720i which are standard PCIe form-factor adapters.

The supported controllers are listed in the following table.

Table 6. Supported RAID controllers and expanders

Part number	Description	Maximum supported
AnyRAID adapters		
None*	Lenovo ThinkServer RAID 110i AnyRAID Adapter	1
4XC0G88837	Lenovo ThinkServer RAID 510i AnyRAID Adapter	1
4XC0G88838	Lenovo ThinkServer RAID 720i AnyRAID Adapter	1
4XC0G88839	Lenovo ThinkServer RAID 720ix AnyRAID Adapter with Expander	2
PCIe RAID adapters		
Embedded	Lenovo ThinkServer RAID 110i (embedded controller)	1
4XC0G88850	Lenovo ThinkServer RAID 520i PCIe Adapter	1
4XC0G88849	Lenovo ThinkServer RAID 720i PCIe Adapter	1

* Configure-to-order (CTO) only

Supported controllers are as follows:

- AnyRAID 110i offers a low-cost solution for light workloads with limited users. It supports 6 GB SATA drives with RAID 0/1/10 with optional RAID 5. The AnyRAID 110i is a pass-through card that routes the embedded controller in the Intel C610 PCH to the backplane. Supports SATA drives only. RAID support only with 6 drives; remaining 2 drives (if installed) must be configured as single drives (AHCI mode).
- AnyRAID 510i is an IOC-based RAID card that offers an affordable hardware controller that delivers performance and reliability. It supports 6 GB SAS & SATA drives and RAID 0/1/10 with optional RAID 5/50. Maximum 8 drives.
- AnyRAID 720i is a RoC-based 12Gb SAS/SATA controller that offers advanced RAID configurations,

protection, and software. It supports RAID 0/1/5/6/10/50/60 with optional 1 GB cache (without flash), or 1 GB, 2 GB or 4 GB cache each with CacheVault (flash), CacheCade, and FastPath support. Maximum 8 drives.

- AnyRAID 720ix is similar to the 720i but also includes a SAS Expander to support up to 16 drives in the TD350. It is a 12 GB SAS/SATA controller with support for RAID 0/1/5/6/10/50/60. Cache is required, either 1 GB cache (without flash), or 1 GB, 2GB or 4GB cache each with CacheVault (flash), CacheCade, and FastPath support.
- RAID 110i offers a low-cost solution for light workloads with limited users. It supports 6 GB SATA drives with RAID 0/1/10 with optional RAID 5. Supports SATA drives only. The RAID 110i is a controller embedded in the Intel C610 PCH. The SATA ports on the system board are connected to the drive backplane via a cable. RAID support only with 6 drives; remaining 2 drives (if installed) must be configured as single drives (AHCI mode).
- RAID 520i PCIe is an IOC-based RAID card that delivers 12 Gb performance and reliability. It supports 12 GB SAS & SATA drives and RAID 0/1/10 with optional RAID 5/50. Maximum 8 drives.
- RAID 720i PCIe is a 12 Gb adapter similar to the AnyRAID 720i but in a regular PCIe form factor. It supports RAID 0/1/5/6/10/50/60 with optional 1 GB cache (without flash), or 1 GB, 2 GB or 4 GB cache each with CacheVault (flash), CacheCade, and FastPath support. Maximum 8 drives.

Note: If the server configuration includes an internal LTO6 tape drive or M.2 module, the AnyRAID 720ix is required. It is not supported to have both an LTO6 tape drive and M.2 module installed in a system.

The following table lists which controllers are supported in each of the drive-bay configurations.

Table 7. Controllers supported with each drive-bay configuration

Configuration	AnyRAID 110i	AnyRAID 510i	AnyRAID 720i	AnyRAID 720ix	RAID 110i	RAID 520i	RAID 720i
Drive bays							
8x 2.5-inch hot-swap (no bay upgrades)	No	No	No	No	Supported	Supported	Supported
8x 2.5-inch hot-swap	Supported*	Supported	Supported	No	No	No	No
16x 2.5-inch hot-swap	No	No	No	Supported	No	No	No
32x 2.5-inch hot-swap	No	No	No	Supported†	No	No	No
5x 3.5-inch hot-swap (no bay upgrades)	No	No	No	No	Supported	Supported	Supported
5x 3.5-inch hot-swap	Supported	Supported	Supported	Supported	No	No	No
15x 3.5-inch hot-swap	No	No	No	Supported	No	No	No
5x 3.5-inch easy-swap	Supported	No	No	Supported	No	No	No
Additional connected storage devices							
LTO6 tape drive	No	No	No	Supported**	No	No	No
M.2 module	No	No	No	Supported**	No	No	No

* With the 110i and the 8x2.5 configuration, 6 drives can be configured as RAID; the remaining 2 drives are JBOD only

† Two AnyRAID 720ix controllers are required for 32-drive support; see below.

** LTO6 and M.2 support are mutually exclusive

For 32-drive bay configurations, two AnyRAID 720ix controllers are required and both are connected to the the drive backplanes, one controller to each pair of 8-drive backplanes. The first AnyRAID controller is connected to the standard AnyRAID connectors on the system board (see [Locations of key components and connectors](#)). The second AnyRAID controller is connected to a PCIe Expander Card that is installed in PCIe slot 3.

Note: If you are upgrading a 16-bay configuration to 32-bays using the upgrade kit described in the [Internal Storage](#) section, the upgrade kit includes the second AnyRAID 720ix adapter as well as the PCIe Expander Card.

The following table summarizes the features and specifications of supported RAID controllers.

Table 8. RAID controller features and specifications summary

Feature	AnyRAID 110i	RAID 110i	AnyRAID 510i	RAID 520i	AnyRAID 720i	AnyRAID 720ix	RAID 720i
Part number	None	None	4XC0G88837	4XC0G88850	4XC0G88838	4XC0G88839	4XC0G88849
Form factor	AnyRAID (passthru)	Embedded	AnyRAID	PCIe Low profile	AnyRAID	AnyRAID	PCIe Low profile
Controller chip	Intel PCH	Intel PCH	LSI SAS2008	LSI SAS3008	LSI SAS3108	LSI SAS3108	LSI SAS3108
Host interface	Not applicable	Not applicable	PCIe 2.0 x8	PCIe 3.0 x8	PCIe 3.0 x8	PCIe 3.0 x8	PCIe 3.0 x8
Port interface	6 Gbps SATA	6 Gbps SATA	6 Gbps SAS	12 Gbps SAS	12 Gbps SAS	12 Gbps SAS	12 Gbps SAS
Drive interface	SATA	SATA	SAS, SATA	SAS, SATA	SAS, SATA	SAS, SATA	SAS, SATA
Includes SAS expander	No	No	No	No	No	Yes	No
Drive type	HDD, SSD	HDD, SSD	HDD, SSD	HDD, SSD	HDD, SSD	HDD, SSD	HDD, SSD
Number of drives	8*	8*	8	8	8	32	8
RAID levels	0/1/10 Optional 5 (4XB0F28690)	0/1/10 Optional 5 (4XB0F28690)	0/1/10 Optional 5/50 (4XB0F28692)	0/1/10 Optional 5/50 (4XC0G88841)	0/1/10/5/50 Optional 6/60 with cache upgrade	0/1/10/5/50/6/60	0/1/10/5/50 Optional 6/60 with cache upgrade
JBOD mode	Yes	Yes	Yes	Yes	Yes (without cache)	Yes (with 1GB no-backup cache)	Yes (without cache)
Cache	No support	No support	No support	No support	Optional	Required	Optional
Cache options	None	None	None	None	1 GB non-backed (4XB0F28695) 1 GB flash-backed (4XB0F28696) 2 GB flash-backed (4XB0F28697) 4 GB flash-backed (4XB0F28698)		
FastPath	No	No	No	No	Yes (with flash-backed cache)		
CacheCade 2.0	No	No	No	No	Yes (with flash-backed cache)		
Internal tape drive support	No	No	No	No	No	Yes	No
M.2 support	No	No	No	No	No	Yes	No

* Up to 6 drives can be configured in a RAID array, and the remaining two drives operate in JBOD mode.

The following table summarizes the available RAID controller upgrades for the supported controllers.

Table 9. RAID controller upgrades

Part number	Description
AnyRAID 110i and RAID 110i upgrade	
4XB0F28690	Lenovo ThinkServer RAID 110i RAID 5 Upgrade
AnyRAID 510i upgrade	
4XB0F28692	Lenovo ThinkServer RAID 510i RAID 5 Upgrade
RAID 520i upgrade	
4XC0G88841	Lenovo ThinkServer RAID 520i RAID 5 Upgrade
RAID 720i, AnyRAID 720i and AnyRAID 720ix upgrades	
4XB0F28695	Lenovo ThinkServer RAID 720i 1GB Modular DRAM Upgrade
4XB0F28696	Lenovo ThinkServer RAID 720i 1GB Modular Flash and Supercapacitor Upgrade
4XB0F28697	Lenovo ThinkServer RAID 720i 2GB Modular Flash and Supercapacitor Upgrade
4XB0F28698	Lenovo ThinkServer RAID 720i 4GB Modular Flash and Supercapacitor Upgrade

Internal drive options

The following tables list the drives supported in the TD350:

- Table 11: [2.5-inch hot-swap 12 Gb SAS/SATA HDDs](#)
- Table 12: [2.5-inch hot-swap 6 Gb SAS/SATA HDDs](#)
- Table 13: [2.5-inch hot-swap 12 Gb SAS/SATA SSDs](#)
- Table 14: [2.5-inch hot-swap 6 Gb SAS/SATA SSDs](#)
- Table 15: [3.5-inch hot-swap 12 Gb SAS/SATA HDDs](#)
- Table 16: [3.5-inch hot-swap 6 Gb SAS/SATA HDDs](#)
- Table 17: [3.5-inch hot-swap 12 Gb SAS/SATA SSDs](#)
- Table 18: [3.5-inch hot-swap 6 Gb SAS/SATA SSDs](#)
- Table 19: [3.5-inch easy-swap 6 Gb SAS/SATA HDDs](#)

Table 10. 2.5-inch hot-swap 12 Gb SAS/SATA HDDs

Part number	Description	Maximum supported
2.5-inch hot-swap HDDs - 12 Gb SAS 10K		
4XB0G88732	Lenovo ThinkServer Gen 5 2.5" 300GB 10K Enterprise SAS 12Gbps Hot Swap Hard Drive	32
4XB0G88734	Lenovo ThinkServer Gen 5 2.5" 600GB 10K Enterprise SAS 12Gbps Hot Swap Hard Drive	32
4XB0G88735	Lenovo ThinkServer Gen 5 2.5" 900GB 10K Enterprise SAS 12Gbps Hot Swap Hard Drive	32
4XB0G88736	Lenovo ThinkServer Gen 5 2.5" 1.2TB 10K Enterprise SAS 12Gbps Hot Swap Hard Drive	32
4XB0G88737	Lenovo ThinkServer Gen 5 2.5" 1.8TB 10K Enterprise SAS 12Gbps Hot Swap Hard Drive	32
2.5-inch hot-swap HDDs - 12 Gb SAS 15K		
4XB0G88739	Lenovo ThinkServer Gen 5 2.5" 300GB 15K Enterprise SAS 12Gbps Hot Swap Hard Drive	32
4XB0G88743	Lenovo ThinkServer Gen 5 2.5" 450GB 15K Enterprise SAS 12Gbps Hot Swap Hard Drive	32
4XB0G88765	Lenovo ThinkServer Gen 5 2.5" 600GB 15K Enterprise SAS 12Gbps Hot Swap Hard Drive	32

Table 11. 2.5-inch hot-swap 6 Gb SAS/SATA HDDs

Part number	Description	Maximum supported
2.5-inch hot-swap HDDs - 6 Gb SAS 10K		
4XB0G45722	Lenovo ThinkServer Gen 5 2.5" 300GB 10K Enterprise SAS 6Gbps Hot Swap Hard Drive	32
4XB0G45723	Lenovo ThinkServer Gen 5 2.5" 600GB 10K Enterprise SAS 6Gbps Hot Swap Hard Drive	32
4XB0G45724	Lenovo ThinkServer Gen 5 2.5" 900GB 10K Enterprise SAS 6Gbps Hot Swap Hard Drive	32
4XB0G45725	Lenovo ThinkServer Gen 5 2.5" 1.2TB 10K Enterprise SAS 6Gbps Hot Swap Hard Drive	32
2.5-inch hot-swap HDDs - 6 Gb SAS 15K		
4XB0G45727	Lenovo ThinkServer Gen 5 2.5" 300GB 15K Enterprise SAS 6Gbps Hot Swap Hard Drive	32
4XB0G45728	Lenovo ThinkServer Gen 5 2.5" 450GB 15K Enterprise SAS 6Gbps Hot Swap Hard Drive	32
4XB0G45729	Lenovo ThinkServer Gen 5 2.5" 600GB 15K Enterprise SAS 6Gbps Hot Swap Hard Drive	32
2.5-inch hot-swap HDDs - 6 Gb NL SATA		
4XB0G45720	Lenovo ThinkServer Gen 5 2.5" 500GB 7.2K Enterprise SATA 6Gbps Hot Swap Hard Drive	32
4XB0G45721	Lenovo ThinkServer Gen 5 2.5" 1TB 7.2K Enterprise SATA 6Gbps Hot Swap Hard Drive	32
4XB0G88774	LTS Gen 5 2.5" 2TB 7.2K Enterprise SATA 6Gbps Hot Swap HardDrive	32

Table 12. 2.5-inch hot-swap 12 Gb SAS/SATA SSDs

Part number	Description	Maximum supported
2.5-inch hot-swap SSDs - 12 Gb SAS - Enterprise Performance (10+ DWPD)		
4XB0G45730	Lenovo ThinkServer Gen 5 2.5" 200GB Enterprise Performance SAS 12Gbps Hot Swap Solid State Drive	32
4XB0G45731	Lenovo ThinkServer Gen 5 2.5" 400GB Enterprise Performance SAS 12Gbps Hot Swap Solid State Drive	32
4XB0G45732	Lenovo ThinkServer Gen 5 2.5" 800GB Enterprise Performance SAS 12Gbps Hot Swap Solid State Drive	32
2.5-inch hot-swap SSDs - 12 Gb SATA - Enterprise Mainstream (3-5 DWPD)		
4XB0K12258	Lenovo ThinkServer 2.5" 400GB PM1635 Enterprise Mainstream 12Gb SAS HS SSD	32
4XB0K12259	Lenovo ThinkServer 2.5" 800GB PM1635 Enterprise Mainstream 12Gb SAS Hot Swap SSD	32
4XB0K12260	Lenovo ThinkServer 2.5" 1.6TB PM1635 Enterprise Mainstream 12Gb SAS HS SSD	32

Table 13. 2.5-inch hot-swap 6 Gb SAS/SATA SSDs

Part number	Description	Maximum supported
2.5-inch hot-swap SSDs - 6 Gb SATA - Enterprise Mainstream (3-5 DWPD)		
4XB0G88766	LTS Gen 5 2.5" 480GB Mainstream SATA 6Gbps Hot Swap SSD	32
4XB0G88768	LTS Gen 5 2.5" 800GB Mainstream SATA 6Gbps Hot Swap SSD	32
4XB0G88770	LTS Gen 5 2.5" 1.2TB Mainstream SATA 6Gbps Hot Swap SSD	32
4XB0G88772	LTS Gen 5 2.5" 1.6TB Mainstream SATA 6Gbps Hot Swap SSD	32
2.5-inch hot-swap SSDs - 6 Gb SATA - Enterprise Entry (<3 DWPD)		
4XB0K12264	Lenovo ThinkServer 2.5" 120GB PM863 Enterprise Entry SATA 6Gbps HS SSD	32
4XB0K12265	Lenovo ThinkServer 2.5" 240GB PM863 Enterprise Entry SATA 6Gbps HS SSD	32
4XB0K12266	Lenovo ThinkServer 2.5" 480GB PM863 Enterprise Entry SATA 6Gbps HS SSD	32
4XB0K12257	Lenovo ThinkServer 2.5" 960GB PM863 Enterprise Entry SATA 6Gbps HS SSD	32
4XB0G88776	LTS Gen 5 2.5" 120GB Entry SATA 6Gbps Hot Swap SSD	32
4XB0G88778	LTS Gen 5 2.5" 240GB Entry SATA 6Gbps Hot Swap SSD	32
4XB0G88780	LTS Gen 5 2.5" 480GB Entry SATA 6Gbps Hot Swap SSD	32
4XB0G88782	LTS Gen 5 2.5" 800GB Entry SATA 6Gbps Hot Swap SSD	32

Table 14. 3.5-inch hot-swap 12 Gb SAS/SATA HDDs

Part number	Description	Maximum supported
3.5-inch hot-swap HDDs - 12 Gb SAS 15K		
4XB0G88740	Lenovo ThinkServer Gen 5 3.5" 300GB 15K Enterprise SAS 12Gbps Hot Swap Hard Drive	15
4XB0G88744	Lenovo ThinkServer Gen 5 3.5" 450GB 15K Enterprise SAS 12Gbps Hot Swap Hard Drive	15
4XB0G88746	Lenovo ThinkServer Gen 5 3.5" 600GB 15K Enterprise SAS 12Gbps Hot Swap Hard Drive	15
3.5-inch hot-swap HDDs - 12 Gb SAS 10K		
4XB0G88733	LTS Gen 5 3.5" 300GB 10K Enterprise SAS 12Gbps Hot Swap Hard Drive	15
4XB0G88761	LTS Gen 5 3.5" 600GB 10K Enterprise SAS 12Gbps Hot Swap Hard Drive	15
4XB0G88762	LTS Gen 5 3.5" 900GB 10K Enterprise SAS 12Gbps Hot Swap Hard Drive	15
4XB0G88763	LTS Gen 5 3.5" 1.2TB 10K Enterprise SAS 12Gbps Hot Swap Hard Drive	15
4XB0G88738	LTS Gen 5 3.5" 1.8TB 10K Enterprise SAS 12Gbps Hot Swap Hard Drive	15
3.5-inch hot-swap HDDs - 12 Gb NL SAS		
4XB0G88730	Lenovo ThinkServer Gen 5 3.5" 2TB 7.2K Enterprise SAS 12Gbps Hot Swap Hard Drive	15
4XB0G88731	Lenovo ThinkServer Gen 5 3.5" 4TB 7.2K Enterprise SAS 12Gbps Hot Swap Hard Drive	15
4XB0G88715	Lenovo ThinkServer Gen 5 3.5" 6TB 7.2K Enterprise SAS 12Gbps HS HDD	15
4XB0K12254	Lenovo ThinkServer Gen5 3.5" 8TB 7.2K Enterprise SAS 12Gbps HS HDD	15
4XB0K12312	Lenovo ThinkServer Gen 5 3.5" 10TB 7.2K Enterprise SAS 12Gbps HS 512e HDD	15
4XB0K12270	Lenovo ThinkServer Gen5 3.5" 1TB 7.2K Enterprise SAS 12Gbps HS HDD	15
4XB0K12278	Lenovo ThinkServer Gen 5 3.5" 2TB 7.2K Enterprise SAS 12Gbps HS HDD	15
4XB0K12279	Lenovo ThinkServer Gen 5 3.5" 4TB 7.2K Enterprise SAS 12Gbps HS HDD	15

Table 15. 3.5-inch hot-swap 6 Gb SAS/SATA HDDs

Part number	Description	Maximum supported
3.5-inch hot-swap HDDs - 6 Gb SAS 10K		
4XB0G88728	LTS Gen 5 3.5" 300GB 10K Enterprise SAS 6Gbps Hot Swap Hard Drive	15
4XB0G88729	LTS Gen 5 3.5" 600GB 10K Enterprise SAS 6Gbps Hot Swap Hard Drive	15
4XB0G88742	LTS Gen 5 3.5" 900GB 10K Enterprise SAS 6Gbps Hot Swap Hard Drive	15
3.5-inch hot-swap HDDs - 6 Gb NL SAS		
4XB0G45716	Lenovo ThinkServer Gen 5 3.5" 1TB 7.2K Enterprise SAS 6Gbps Hot Swap Hard Drive	15
4XB0G45717	Lenovo ThinkServer Gen 5 3.5" 2TB 7.2K Enterprise SAS 6Gbps Hot Swap Hard Drive	15
4XB0G45718	Lenovo ThinkServer Gen 5 3.5" 3TB 7.2K Enterprise SAS 6Gbps Hot Swap Hard Drive	15
4XB0G45719	Lenovo ThinkServer Gen 5 3.5" 4TB 7.2K Enterprise SAS 6Gbps Hot Swap Hard Drive	15
3.5-inch hot-swap HDDs - 6 Gb NL SATA		
4XB0F28712	Lenovo ThinkServer Gen 5 3.5" 1TB 7.2K Enterprise SATA 6Gbps Hot Swap Hard Drive	15
4XB0F28713	Lenovo ThinkServer Gen 5 3.5" 2TB 7.2K Enterprise SATA 6Gbps Hot Swap Hard Drive	15
4XB0F28714	Lenovo ThinkServer Gen 5 3.5" 3TB 7.2K Enterprise SATA 6Gbps Hot Swap Hard Drive	15
4XB0G45715	Lenovo ThinkServer Gen 5 3.5" 4TB 7.2K Enterprise SATA 6Gbps Hot Swap Hard Drive	15
4XB0G88712	Lenovo ThinkServer Gen 5 3.5" 5TB 7.2K Enterprise SATA 6Gbps HS HDD	15
4XB0G88713	Lenovo ThinkServer Gen 5 3.5" 6TB 7.2K Enterprise SATA 6Gbps HS HDD	15
4XB0K12255	Lenovo ThinkServer Gen 5 3.5" 8TB 7.2K Enterprise SATA 6Gbps HS HDD	15
4XB0K12313	Lenovo ThinkServer Gen 5 3.5" 10TB 7.2K Enterprise SATA 6Gbps HS 512e HDD	15

Table 16. 3.5-inch hot-swap 12 Gb SAS/SATA SSDs

Part number	Description	Maximum supported
3.5-inch hot-swap SSDs - 12 Gb SAS - Enterprise (10+ DWPD)		
4XB0G45733	Lenovo ThinkServer Gen 5 3.5" 200GB Enterprise Performance SAS 12Gbps Hot Swap Solid State Drive	15
4XB0G45734	Lenovo ThinkServer Gen 5 3.5" 400GB Enterprise Performance SAS 12Gbps Hot Swap Solid State Drive	15
4XB0G45735	Lenovo ThinkServer Gen 5 3.5" 800GB Enterprise Performance SAS 12Gbps Hot Swap Solid State Drive	15
3.5-inch hot-swap SSDs - 12 Gb SATA - Enterprise Mainstream (3-5 DWPD)		
4XB0K12261	Lenovo ThinkServer 3.5" 400GB PM1635 Enterprise Mainstream 12Gb SAS HS SSD	15
4XB0K12262	Lenovo ThinkServer 3.5" 800GB PM1635 Enterprise Mainstream 12Gb SAS HS SSD	15
4XB0K12263	Lenovo ThinkServer 3.5" 1.6TB PM1635 Enterprise Mainstream 12Gb SAS HS SSD	15

Table 17. 3.5-inch hot-swap 6 Gb SAS/SATA SSDs

Part number	Description	Maximum supported
3.5-inch hot-swap SSDs - 6 Gb SATA - Enterprise Mainstream (3-5 DWPD)		
4XB0G88767	LTS Gen 5 3.5" 480GB Mainstream SATA 6Gbps Hot Swap SSD	15
4XB0G88769	LTS Gen 5 3.5" 800GB Mainstream SATA 6Gbps Hot Swap SSD	15
4XB0G88771	LTS Gen 5 3.5" 1.2TB Mainstream SATA 6Gbps Hot Swap SSD	15
4XB0G88773	LTS Gen 5 3.5" 1.6TB Mainstream SATA 6Gbps Hot Swap SSD	15
3.5-inch hot-swap SSDs - 6 Gb SATA - Enterprise Entry (<3 DWPD)		
4XB0K12267	Lenovo ThinkServer 3.5" 120GB PM863 Enterprise Entry SATA 6Gbps HS SSD	15
4XB0K12268	Lenovo ThinkServer 3.5" 240GB PM863 Enterprise Entry SATA 6Gbps HS SSD	15
4XB0K12269	Lenovo ThinkServer 3.5" 480GB PM863 Enterprise Entry SATA 6Gbps HS SSD	15
4XB0K12256	Lenovo ThinkServer 3.5" 960GB PM863 Enterprise Entry SATA 6Gbps HS SSD	15
4XB0G88777	LTS Gen 5 3.5" 120GB Entry SATA 6Gbps Hot Swap SSD	15
4XB0G88779	LTS Gen 5 3.5" 240GB Entry SATA 6Gbps Hot Swap SSD	15
4XB0G88781	LTS Gen 5 3.5" 480GB Entry SATA 6Gbps Hot Swap SSD	15
4XB0G88783	LTS Gen 5 3.5" 800GB Entry SATA 6Gbps Hot Swap SSD	15

Table 18. 3.5-inch easy-swap 6 Gb SAS/SATA HDDs

Part number	Description	Maximum supported
3.5-inch simple-swap HDDs - 6 Gb NL SATA		
4XB0F28708	Lenovo ThinkServer Gen 5 3.5" 1TB 7.2K Enterprise SATA 6Gbps Easy Swap Hard Drive	5
4XB0F28709	Lenovo ThinkServer Gen 5 3.5" 2TB 7.2K Enterprise SATA 6Gbps Easy Swap Hard Drive	5
4XB0F28710	Lenovo ThinkServer Gen 5 3.5" 3TB 7.2K Enterprise SATA 6Gbps Easy Swap Hard Drive	5
4XB0F28711	Lenovo ThinkServer Gen 5 3.5" 4TB 7.2K Enterprise SATA 6Gbps Easy Swap Hard Drive	5
4XB0G88725	Lenovo ThinkServer Gen 5 3.5" 5TB 7.2K Enterprise SATA 6Gbps EasySwap Hard Drive	5
4XB0G88726	Lenovo ThinkServer Gen 5 3.5" 6TB 7.2K Enterprise SATA 6Gbps EasySwap Hard Drive	5
4XB0K12314	Lenovo ThinkServer Gen 5 3.5" 10TB 7.2K Enterprise SATA 6Gbps EasySwap 512e HDD	5

SD Card storage options

The TD350 supports SD memory cards, which can be used to boot the operating system. The TD350 supports two SD memory cards via an optional module that is connected to the system board. See [Locations of key components and connectors](#) for the location. SD cards can be configured redundantly in the operating system. The SD cards are enabled via a USB port from the system board Platform Controller Hub (PCH), and do not require a RAID controller.

Table 19. SD Card options

Part Number	Description	Maximum supported
4XF0G88933	ThinkServer SDHC Flash Assembly Module (supports 2 SDHC cards)	1
4X70F28592	ThinkServer 8GB SD Card	2
4X70F28593	ThinkServer 32GB SD Card	2

M.2 storage options

The TD350 also supports M.2 SSDs as an alternative to SD Cards for booting an operating system. M.2 is an enterprise class SSD form factor and is more robust than SD card options.

M.2 offers better performance than SD cards and protects data better with features such as:

- Capacitor-based power loss protection
- Support of Advanced Encryption Standard (AES)
- Hardware-based RAID 1 (with two M.2 SSDs installed)

The following table shows the ordering information for the M.2 options.

Table 20. M.2 options

Part Number	Description	Maximum supported
4XF0G45893	Lenovo Thinkserver TD350 M.2 Enablement Kit to RAID720ix	1
4XB0F28656	Lenovo ThinkServer M.2 120GB Value Read-Optimized SATA 6Gbps Solid State Drive	2
4XB0G88741	Lenovo ThinkServer M.2 80GB Value Read-Optimized SATA 6Gbps Solid State Drive	2

The following figure shows the M.2 module and SSD options.

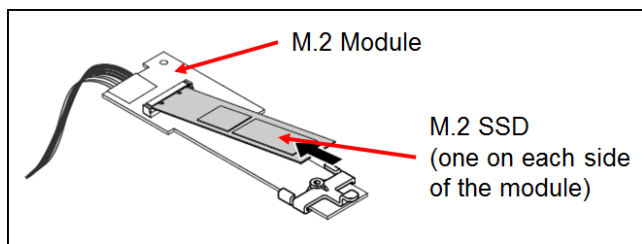


Figure 6. M.2 options

Note: The use of M.2 in the TD350 requires the AnyRAID 720ix controller to be installed, but is mutually exclusive with the use of an LTO6 tape drive.

Internal backup units

The TD350 supports an internal LTO6 tape drive in one of the 5.25-inch bays. To support a tape drive, the AnyRAID 720ix RAID controller must be used. The SAS connection for the tape drive is routed from the RAID controller.

The following table lists the part numbers for tape support.

Table 21. Internal LTO6 tape drive options

Part number	Description
4XF0G45866	Lenovo ThinkServer LTO-6 Linear Tape Drive Kit by Tandberg
4XB0F28689	2.5 TB LTO6 Tape Cartridge

The tape drive kit includes the necessary cables and mounting hardware to install the tape drive in the server.

Optical drives

The TD350 server supports the optical drive options listed in the following table.

Table 22. Optical drives

Part number	Description	Maximum supported
4XA0F28605	Lenovo ThinkServer Half High SATA DVD-RW Optical Disk Drive	2
4XA0F28606	Lenovo ThinkServer Half High SATA DVR-ROM Optical Disk Drive	2
4XA0G88611	Lenovo ThinkServer Slim SATA DVD-RW Optical Disk Drive	2
4XA0G88612	Lenovo ThinkServer Slim SATA DVD-ROM Optical Disk Drive	2

I/O expansion options

The TD350 supports up to seven slots, depending on the number of processors installed. The slots are numbered as follows:

1. PCIe 3.0 x16 full height/full length (supports double-width cards)
2. PCIe 3.0 x8 (x16 mechanical) full height/full length
3. PCIe 3.0 x8 (x16 mechanical) full height/full length
4. PCIe 3.0 x8 (x16 mechanical) full height/full length (requires CPU 2)
5. PCIe 3.0 x16 full height/full length (requires CPU 2)
6. PCIe 3.0 x8 (x16 mechanical) full height/full length (requires CPU 2)
7. PCIe 3.0 x8 (x16 mechanical) full height/full length (requires CPU 2)

The following figure shows the location of the slots, as seen from the rear of the server.




Figure 7. Slot numbering

Network adapters

The TD350 supports two integrated Gigabit Ethernet ports controlled by a single integrated network interface controller (NIC):

- Based on the Intel i210 controller
- Two Gigabit Ethernet ports
- NIC Teaming (load balancing and failover)
- Port 1 supports NCSI to enable shared access to the management controller
- Supports Wake-on-LAN (WOL)
- Ethernet features:
 - Compliant with 1 Gb Ethernet IEEE 802.3, 802.3u, and 802.3ab PHY specifications
 - Integrated PHY for 10/100/1000 Mbps for multispeed, full, and half-duplex autonegotiation
 - Automatic MDI crossover
 - IEEE 802.3x-compliant flow control support
 - IEEE 1588 protocol and 802.1AS time synchronization implementation
 - IEEE802.3az - Energy Efficient Ethernet (EEE)
 - IEEE 802.1q Virtual Local Area Network (VLAN) tagging support

- Stateless offload and performance features:
 - TCP, IP, and User Datagram Protocol (UDP) checksum offload
 - TCP segmentation offload (TCO)
 - Large Send Offload (LSO)
 - Receive Side Scaling (RSS) and Transmit Side Scaling (TSS)
 - Message Signal Interrupt (MSI) and Message Signal Interrupt Extension (MSI-X) support
 - Support for jumbo frames up to 9600 bytes

Note: iSCSI offload and iSCSI boot are not supported

The following table lists additional supported network adapters.

Table 23. Supported Ethernet adapters

Part number	Description	Maximum supported*
1 Gb Ethernet		
4XC0F28724	ThinkServer OCe14102-NX 10Gbps Dual Port Ethernet Adapter by Emulex	3 / 7
4XC0F28730	Lenovo ThinkServer I350-T2 PCIe 1Gb 2 Port Base-T Ethernet Adapter by Intel	3 / 7
4XC0F28731	Lenovo ThinkServer I350-T4 PCIe 1Gb 4 Port Base-T Ethernet Adapter by Intel	3 / 7
10 Gb Ethernet		
4XC0F28732	Lenovo ThinkServer X540-T2 PCIe 10Gb 2 Port Base-T Ethernet Adapter by Intel	3 / 7
4XC0F28733	Lenovo ThinkServer X520-SR2 PCIe 10Gb 2 Port SFP+ Ethernet Adapter by Intel	3 / 7
4XC0F28734	Lenovo ThinkServer X520-DA2 PCIe 10Gb 2 Port SFP+ Ethernet Adapter by Intel	3 / 7
4XC0G88855	Lenovo ThinkServer X550-T1 PCIe 10Gb 1 Port Base-T Ethernet Adapter by Intel	3 / 7
4XC0G88856	Lenovo ThinkServer X550-T2 PCIe 10Gb 2 Port Base-T Ethernet Adapter by Intel	3 / 7
4XC0G88852	Lenovo ThinkServer X710-DA2 PCIe 10Gb 2 port Ethernet Adapter by Intel	3 / 7
4XC0G88854	Lenovo ThinkServer X710-DA4 PCIe 10Gb 4 port Ethernet Adapter by Intel	3 / 7
4XC0F28735	Lenovo ThinkServer 10Gb Optical Module by Intel (for use with Intel SFP+ adapters)	2 per card
4XC0F28736	Lenovo ThinkServer OCe14102-UX-L PCIe 10Gb 2 Port SFP+ Converged Network Adapter by Emulex	3 / 7
4XC0F28737	Lenovo ThinkServer 10Gb Optical Module by Emulex (for use with 4XC0F28736)	2 per card
40 Gb Ethernet		
4XC0F28738	Lenovo ThinkServer OCe14401-UX-L PCIe 40Gb 1 Port QSFP+ Converged Network Adapter by Emulex	3 / 7
4XC0F28739	Lenovo ThinkServer 40Gb Optical Module by Emulex (for use with 4XC0F28738)	3 / 7

* Maximum supported for 1 CPU / 2 CPU installed.

For more information, see the list of Product Guides in the Ethernet category:

<https://lenovopress.com/servers/options/ethernet>

SAS adapters for external storage

The following table lists the supported SAS HBAs and RAID adapters.

Table 24. Supported SAS HBAs and RAID adapters

Part number	Description	Max Supported (1 CPU / 2 CPU)
SAS HBAs for external storage		
4XB0G88727	Lenovo ThinkServer 8885e PCIe 12Gb 8 port external SAS Adapter by PMC	3 / 7
4XB0F28703	Lenovo ThinkServer 9300-8e PCIe 12Gb 8 Port External SAS Adapter by LSI	3 / 7
RAID controllers for external storage		
4XB0F28699	ThinkServer 9286CV-8e PCIe 6Gb 8 Port External SAS RAID Adapter by LSI	2 / 6
Options for the 9286CV-8e controller		
4XB0F28702	Lenovo ThinkServer RAID CacheCade Pro 2.0 Key	1 per card
4XB0G45761	Lenovo ThinkServer CacheVault Data Protection Upgrade II	1 per card

The following table compares the features of the RAID controllers and HBAs.

Table 25. Features of RAID controllers and SAS HBAs

Feature	9286CV-8e	9300-8e	8885e
Adapter type	RAID controller	SAS HBA	SAS HBA
Part number	4XB0F28699	4XB0F28703	4XB0G88727
Form factor	Low profile	Low profile	Low profile
Controller chip	LSI SAS2208	LSI SAS3008	PMC PM8063
Host interface	PCIe 3.0 x8	PCIe 3.0 x8	PCIe 3.0 x8
Port interface	6 Gbps SAS	12 Gbps SAS	12 Gbps SAS
Number of external ports	8	8	8*
External port connectors	2x Mini-SAS (SFF-8088)	2x Mini-SAS HD (SFF-8644)	2x Mini-SAS HD (SFF-8644)
Drive interface	SAS, SATA	SAS, SATA	SAS, SATA
Drive type	HDD, SSD	HDD, SSD	HDD, SSD
Maximum number of devices	240	1024	256
Maximum number of expansion units	8	8	8
RAID levels	0/1/10/5/50/6/60	None	None
JBOD mode	No	Yes	Yes
Cache	1 GB	None	1 GB
CacheVault cache protection	Optional (4XB0G45761)	None	None
FastPath	Included	None	None
CacheCade Pro 2.0	Optional (4XB0F28702)	None	None

* In addition to eight external ports, the ThinkServer 8885e adapter has eight internal ports.

Fibre Channel host bus adapters

The following table lists the supported Fibre Channel HBAs.

Table 26. Supported host bus adapters

Part number	Description	Max Supported (1 CPU / 2 CPU)
16 Gb Fibre Channel HBAs		
4XB0F28704	Lenovo ThinkServer LPe16002B-M8-L PCIe 8Gb 2 Port Fibre Channel Adapter by Emulex	3 / 7
4XB0F28705	Lenovo ThinkServer LPe16002B-M6-L PCIe 16Gb 2 Port Fibre Channel Adapter by Emulex	3 / 7
4XC0F28745	Lenovo ThinkServer QLE2672 PCIe 16Gb 2 Port Fibre Channel Adapter by QLogic	3 / 7
4XB0F28654	ThinkServer QLE2670 Single Port 16Gb Fibre Channel HBA by QLogic	3 / 7
4XB0F28653	ThinkServer LPe16000B Single Port 16Gb Fibre Channel HBA by Emulex	3 / 7
8 Gb Fibre Channel HBAs		
0C19478	ThinkServer LPe12002 Dual Port 8Gb fibre Channel HBA by Emulex	3 / 7
0C19482	ThinkServer QLE2562 Dual Port 8Gb fibre Channel HBA by QLogic	3 / 7
4XB0F28649	ThinkServer QLE2560 Single Port 8Gb fibre Channel HBA by QLogic	3 / 7
4XB0F28652	ThinkServer LPe16000B Single Port 8Gb Fibre Channel HBA by Emulex	3 / 7

For more information, see the list of Lenovo Press Product Guides in the Host bus adapters category:

<https://lenovopress.com/servers/options/hba>

PCIe Flash Storage adapters

The TD350 supports the following PCIe Flash Storage adapters.

Table 27. PCIe Flash Storage adapters

Part number	Description	Max supported (1 CPU / 2 CPU)
4XB0G88747	LTS 1.6TB ioMemory SX350 Performance PCIe 2.0 SSD by Sandisk	0 / 2
4XB0G88748	LTS 3.2TB ioMemory SX350 Performance PCIe 2.0 SSD by Sandisk	0 / 2

GPU adapters

The TD350 currently does not support any GPU adapters.

Power supplies

The TD350 supports up to two redundant hot-swap AC power supplies. Power supplies are Energy Star 2.0 compliant and 80 PLUS certified. The server ships with country-specific power cords.

The power supplies that are available for the TD350 are highly efficient with Energy Star / 80 Plus Platinum and Titanium supplies. Several power supply options are available and they can be selected to match the workload and configuration of the server for even greater efficiencies. All power supplies that are used in the TD350 are common across the ThinkServer next-generation server portfolio, which simplifies management across large installations.

Power supplies are auto-sensing and support both 110V and 220V AC power. In China only, the power supplies also support 240V DC. The power supplies feature a line-cord retention mechanism to prevent unintended disconnects.

The available power supply options for TD350, including their operating characteristics, efficiency ratings, and ordering information are listed in the following table

Table 28. Power supply options

Part number	Power rating	80 PLUS rating	Voltage range	Efficiency at rated load - 110V			Efficiency at rated load - 220V		
				20%	50%	100%	20%	50%	100%
4X20G87845	450 W	Platinum	100 - 240 AC	90%	92%	89%	90%	94%	91%
4X20F28579	550 W	Platinum	100-240 AC	90%	92%	89%	89%	94%	91%
4X20F28575	750 W	Platinum	100 - 240 AC	90%	92%	89%	90%	94%	91%
4X20F28576	750 W	Titanium	200 - 240 AC	No support			94%	96%	91%
4X20F28577	1100 W	Platinum	100 - 240 AC	90%	92%	89%	90%	94%	91%

Use the ThinkServer Power Planner to estimate power usage for a specific configuration:
<http://support.lenovo.com/us/en/downloads/ds101155>

Configuration rules:

- 1 or 2 powers supplies are supported.
- If two power supplies are installed, they must be identical
- If two power supplies are installed, they form a redundant pair
- Both active-active and active-passive forms of redundancy are supported and they are configurable through IPMI (command-line interface)

Power supply options do not ship with a power cable. Country-specific and rack cables can be ordered as needed, as listed in the following table.

Table 29. Power cables

Part number	Description
4X90F92964	ThinkServer C13-C14 WW 250V 10A 1.8m Jumper Cord
4X90F92965	ThinkServer C13-NEMA_5-15P US 125V 10A 1.8m Power Cord
4X90F92966	ThinkServer C13-JIS_C8303 Japan 125V 7A 1.8m Power Cord
4X90F92970	ThinkServer C13-BS_1363A UK 250V 10A 1.8m Power Cord
4X90F92971	ThinkServer C13-DK_2.5A Denmark 250V 10A 1.8m Power Cord
4X90F92974	ThinkServer C13-CEE_7.7 Europe 250V 10A 1.8m Power Cord
4X90F92975	ThinkServer C13-CE123_50 Italy 250V 10A 1.8m Power Cord
4X90F92976	ThinkServer C13-NRB_14136 Brazil 250V 10A 1.8m Power Cord
4X90F92977	ThinkServer C13-IRAM_2073 LA 250V 10A 1.8m Power Cord
4X90F92981	ThinkServer C13-GB1002 PRC 250V 10A 1.8m Power Cord
4X90F92973	ThinkServer C13-SI_32 Israel 250V 10A 1.8m Power Cord
4X90F92978	ThinkServer C13-SABS_164 South Africa 250V 6A 1.8m Power Cord
39Y7938	IEC C13 to C20 jumper power cable 2.8m
46M2593	10A/100V C13 to JIS C-8302 power cable 2.8m

Integrated virtualization

The TD350 offers an optional SD Card solution and an optional M.2 solution for operating systems. See the [SD Card storage options](#) section and [M.2 storage options](#) for information.

Operating systems

The server supports the following operating systems:

- Microsoft Windows 8 and 8.1 (x86 and x64)
- Microsoft Windows Server 2012
- Microsoft Windows Server 2012 R2
- Microsoft Windows Server 2016
- SUSE LINUX Enterprise Server 11 for x86
- SUSE LINUX Enterprise Server 11 for x64
- SUSE LINUX Enterprise Server 12
- Red Hat Enterprise Linux 6 x86
- Red Hat Enterprise Linux 6 x64
- Red Hat Enterprise Linux 7
- VMware ESXi 5.5
- VMware ESXi 6.0
- Citrix XenServer 6.5.1

For details about the latest compatibility information, including the specific update levels and service packs, see the Operating System Interoperability Guide, <http://lenovopress.com/osig>

Systems management

A significant factor in the total cost of a server's ownership is the processes that are used for administering the system hardware, software, and support over the life of the server. ThinkServer system management offerings are based on industry standards, which enable integration into existing IT environments. Lenovo's tools emphasize powerful and simplified provisioning and operational management, which form a large portion of the system cost. Optional upgrades provide more management capabilities to optimize performance and usage of the servers.

Lenovo XClarity Administrator

Lenovo XClarity Administrator is centralized resource management solution aimed at reducing complexity, speeding response, and enhancing the availability of Lenovo server systems and solutions.

Lenovo XClarity Administrator provides agent-free hardware management for ThinkServer, System x and Flex System servers. The administration dashboard, shown in the following figure, is based on HTML 5 and enables fast location of resources so tasks can be run quickly.

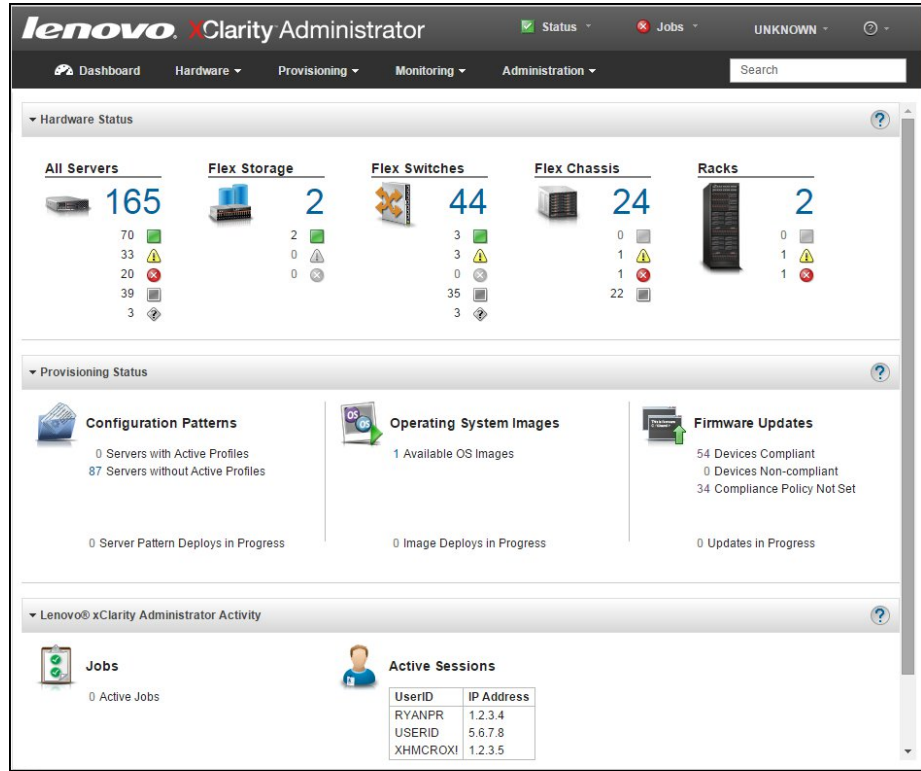


Figure 8. Lenovo XClarity Administrator dashboard

Because Lenovo XClarity Administrator does not require any agent software to be installed on the managed endpoints, there are no CPU cycles spent on agent execution and no memory is used, which means that up to 1GB of RAM and 1 - 2% CPU usage is saved, compared to a typical managed system where an agent is required.

Lenovo XClarity Administrator currently supports only a subset of function with ThinkServer systems:

- Discovery
- Inventory
- Monitoring & alerting
- Call home

Functions that are not currently supported are:

- Centralized user management
- Cryptography modes, server certificates, and encapsulation
- Configuration patterns
- Operating system deployment
- Firmware updates
- Rack view for tower-based servers

For more information about Lenovo XClarity Administrator, including ordering part numbers, see the Lenovo XClarity Administrator Product Guide:

<https://lenovopress.com/tips1200-lenovo-xclarity-administrator>

ThinkServer System Manager

ThinkServer System Manager (TSM), Lenovo's integrated systems management technology, is standard on the ThinkServer TD350. TSM operates independently of the server. It provides hardware-based, out-of-band remote access and management to ThinkServer systems, regardless of the server's power state or the condition of the operating system.

TSM is a fully featured management solution that is built on open industry standards that can help reduce related IT expenses by increasing a server administrator's productivity. TSM provides important health and status information to systems administrators. It also enables administrators to remotely perform most functions that otherwise require a visit to the server.

TSM can be used as part of any server systems management infrastructure and is well-suited for customers who are deploying servers in remote branches, limited-access data centers, and where one-on one remote-control capability is required. Lenovo's design advancements address key system management concerns. In particular, TSM is a low-cost solution that supports heterogeneous environments, provides full remote management capability, and supports remote deployment.

Remote access to TSM is via a dedicated systems management Ethernet port on the rear of the server. Alternatively, you can use UEFI to configure the first of the two system Gigabit Ethernet ports to be shared between TSM and the installed operating system.

TSM provides the following key features:

- Remote server management through the following industry standard interfaces:
 - Secure HTML5 browser-based UI that is suitable for today's mobile devices and tablets
 - IPMI 2.0
 - DCMI 1.0
 - WS-MAN
 - SMASH-CLP
 - SNMP v3 (Gets only)
- A PowerShell CLI provides increased flexibility and scripting capabilities
- Automatic out-of-band notification and alerts from:
 - SNMP Traps
 - SMTP (email) CIM indications
- Configurable via web and PowerShell CLI, IPMI, WS-Man, and SMASH-CLI interfaces

ThinkServer System Manager Premium, which is available as an optional hardware upgrade key, enables the following advanced features:

- A remote console that provides complete remote control of the server. A video viewer enables graphical console, keyboard, and mouse redirection of the server.
- Remote media capability that enables the attachment of local CD-ROMs, DVD-ROMs, USB mass storage devices, ISO images, and IMG images (which are created from local folders) to the remote server.
- License for Lenovo XClarity Energy Manager.

The following table lists ThinkServer System Manager Premium ordering information.

Table 30. ThinkServer System Manager Premium

Description	Part number	Maximum supported
Lenovo ThinkServer System Manager Premium Module	4XF0G45867	1

Lenovo XClarity Energy Manager

Lenovo XClarity Energy Manager (formerly ThinkServer Energy Manager) is an agentless, web-based console that provides power management for ThinkServer and System x servers. It enables server density and data center capacity to be increased through the use of power capping.

Lenovo XClarity Energy Manager is a licensed product. A single-node XClarity Energy Manager license is included with ThinkServer System Manager Premium. If your server does not have a TSM Premium module, Energy Manager licenses can be ordered as shown in the following table.

Table 31. Lenovo XClarity Energy Manager

Description	Part number	Maximum supported
4L40E51621	Lenovo XClarity Energy Manager Node License	1 node
4L40E51622	Lenovo XClarity Energy Manager Node License Pack	5 nodes
4L40E51623	Lenovo XClarity Energy Manager Node License Pack	50 nodes

ThinkServer Deployment Manager

Embedded within every Lenovo next-generation ThinkServer system, ThinkServer Deployment Manager is a tools suite that provides a complete set of provisioning capabilities from a single interface. ThinkServer Deployment Manager automates many of the tasks that are associated with server provisioning, including hardware configuration, operating system deployment, device driver (for operating system installation), firmware updates, and server cloning. Because ThinkServer Deployment Manager is integrated into the UEFI pre-boot environment, the tools operate independently of the server and are available regardless of system's operational state. Formatting a system drive or reinstalling the operating system does not remove the tools, and there are no CDs or DVDs to retrieve or store, which affects user experience and productivity.

Security

The TD350 supports the following security features.

Trusted Platform Module (TPM)

The TD350 provides an optional Trusted Platform Module (TPM) to securely store the passwords, certificates, and encryption keys that might be used to authenticate the platform. TPM is a hardware-based system security feature that supports Trusted Computing Group (TCG) 1.2. TPM supports Windows BitLocker Drive encryption, which is a Windows data protection feature. BitLocker uses the TPM to protect user data and to ensure that a Windows server was not tampered with.

The Trusted Platform Module ordering information is listed in the following table.

The table also lists the Trusted Cryptographic Module (TCM) which is the equivalent component for use in China.

Table 32. Trusted Platform Module ordering information

Part number	Description	Maximum Supported
4XF0G45868	ThinkServer Trusted Platform Module (not for use in China)	1
4XF0G45869	ThinkServer Gen 5 Trusted Cryptographic Module (China only)	1

Chassis intrusion switch

The intrusion switch informs you that the server cover is not properly installed or closed by creating an event in the system event log (SEL). The following figure shows where the switch is installed.



Figure 9. Chassis intrusion switch

Some models include the chassis switch and cable. For custom configurations, the SBB part number can be selected.

Table 33. Chassis intrusion cable ordering information

Part number	Description	Maximum Supported
SBB 0E76159	Chassis Intrusion Cable for TD350	1

Rack installation

The TD350 can be configured as a 4U rack-mount server, either by selecting a preconfigured model with the rack kit included, or using the option 4XF0G45870. The server door is removed as part of the conversion. The rack kit is shown in the following figure.



Figure 10. Lenovo ThinkServer TD350 4-Post Static Rack Kit

The following table lists the available rack options.

Table 34. Rack conversion for the TD350

Part number	Description
TD350 rack components	
4XF0G45870	Lenovo ThinkServer TD350 4-Post Static Rack Kit <ul style="list-style-type: none">• Rail kit (rails, hardware)• Left/right rack handles• Filler plugs for door holes
4XF0G45876	Lenovo ThinkServer Gen 5 Cable Management Bar

Physical, thermal and acoustic specifications

Tower form factor:

- Width: 173 mm (6.8 inches)
- Height: 459 mm (18.1 inches) with foot stands
- Depth: 685 mm (27.0 inches) including the front door

Rack form factor:

- Width: 482 mm (19.0 inches) with rack handles
- Height: 173 mm (6.8 inches)
- Depth: 664 mm (26.1 inches)

Weight:

- Minimum configuration: 22 kg (48.5 lb)
- Maximum 41.5 kg (91.5 lb)

Thermal specifications are listed in the following table.

Table 35. Thermal specifications

	ASHRAE class A2	ASHRAE class A3	ASHRAE class A4
Air temperature (operating)*	10°C to 35°C (50°F to 95°F)	5°C to 40°C (41°F to 104°F)	5°C to 45°C (41°F to 113°F)
Air temperature (storage)	-40°C to 60°C (-40°F to 140°F) in original shipping package		
Humidity (operating)	8% to 80%	8% to 85%	8% to 90%
Humidity (storage)	8% to 90%	8% to 90%	8% to 90%
Altitude*	0 to 3,048 m (0 to 10,000 ft)		

* Maximum allowable ambient temperatures must be derated at altitudes above 950 m (3117 ft):

- ASHRAE A2: Max temperature decreases by 1°C with every 300 m (984 ft) of altitude increase
- ASHRAE A3: Max temperature decreases by 1°C with every 175 m (574 ft) of altitude increase
- ASHRAE A4: Max temperature decreases by 1°C with every 125 m (410 ft) of altitude increase

The TS350 complies with ASHRAE levels based on the components installed in the server:

- The TD350 complies with class A4 if the following requirements are met:
 - Easy-swap-drive bays or eight 2.5-inch-drive bays
 - Processors: Maximum 120W TDP and no L-type processors
 - No internal tape drive
 - Two power supplies required
 - PCIe cards cannot exceed 15 W power consumption
- The TD350 complies with class A3 if the following requirements are met:
 - 16 or fewer drives
 - Neither the QLogic QLE2560 nor QLogic QLE2562 HBAs are installed
- The TD350 otherwise complies with class A2

The following table shows the acoustic performance (noise levels) of the server.

Table 36. Acoustic performance

Configuration	Idle	CPU 50% loaded	HDD 100% random load
Minimum configuration	3.5 bels	3.7 bels	4.7 bels
Typical configuration with 2.5-inch drives	3.5 bels	-	3.9 bels
Typical configuration with 3.5-inch drives	3.7 bels	-	4.9 bels
Maximum configuration	5.8 bels	6.1 bels	6.1 bels

The values listed in the table are the upper limit sound power level calculated per section 4.4.1 of ISO9296 (1988) and measured in accordance to ISO7779 (2010). Columns in the table are as follows:

- Idle: system is running in its operating system but no other specific activity, reference ISO7779 (2010) definition 3.1.7
- CPU 50% loaded: The SPECJbb testing software is run on the server at 50% processor loading
- HDD 100% random load: Iometer is run on the server at 100% random read to stress the disk drives

Warranty

The server has a three-year or one-year warranty (model dependent) with 24x7 standard call center support and 9x5 next business day onsite coverage. Lenovo offers services warranty maintenance upgrades and post-warranty maintenance agreements with a well-defined scope of services, including service hours, response time, and length of service coverage.

The Lenovo QuickPick tool helps locate compatible accessories and services and warranty information. Services offered may vary by geographic location. Access the tool via the following URL:
<http://lenovoquickpick.com>

The following table explains warranty service definitions in more detail.

Table 37. Warranty service definitions

Term	Description
On-site service	A service technician will go to the client's location for equipment service.
24x7x4 hour	A service technician is scheduled to arrive at the client's location within four hours after remote problem determination is completed. Lenovo provides service around the clock, every day, including Lenovo holidays.
24x7x8 hour	A service technician is scheduled to arrive at the client's location within eight hours after remote problem determination is completed. Lenovo provides service around the clock, every day, including Lenovo holidays.
9x5x4 hour	A service technician is scheduled to arrive at the client's location within four business hours after remote problem determination is completed. Lenovo provides service 8:00 am - 5:00 pm in the client's local time zone, Monday-Friday, excluding Lenovo holidays. For example, if a customer reports an incident at 3:00 pm on Friday, the technician will arrive by 10:00 am the following Monday.
9x5 next business day	A service technician is scheduled to arrive at the client's location on the business day after remote problem determination is completed. Lenovo provides service 8:00 am - 5:00 pm in the client's local time zone, Monday - Friday, excluding Lenovo holidays. Calls received after 4:00 pm local time require an extra business day for service dispatch.

The following Lenovo warranty service upgrades are available:

- Warranty and maintenance service upgrades:
 - Three, four, or five years of 9x5 or 24x7 service coverage
 - Onsite response time from next business day to 4 hour same-day
 - Warranty extension of up to 5 years
 - Post warranty extensions offered in 1-year increments
- Priority Technical Support
 Lenovo's Priority Support Offering enhances our award-winning call center support to provide top priority queue assignment to specialized Lenovo technicians. Priority support accelerates call center troubleshooting to get your problems resolved quickly, and includes other value-added support for Lenovo provided software tools. Priority support can be purchased stand alone to match the base warranty of your system or in convenient bundles with our same-day response services.
- Keep Your Drive Multi-Drive
 Lenovo's Keep Your Drive Multi-Drive service is a multi-drive hard drive retention offering that ensures your data is always under your control, regardless of the number of hard drives that are installed in your Lenovo server. In the unlikely event of a hard drive failure, you retain possession of your hard drive while Lenovo replaces the failed drive part. Your data stays safely on your premises, in your hands. Keep Your Drive Multi-Drive covers multiple drives and multiple failures with one service offering at one value price. This service can be purchased stand-alone to match the base warranty of your system or in convenient bundles with our same-day response services.

Regulatory compliance

The TD350 conforms to the following standards:

- Energy Star V2.0
- FCC class A: USA FCC 47 CFR Part 15-Subpart B; ANSI C63.4
- ICES class A: Canada ICES-003 Issue 5
- CB
- UL/cTUVus
- Germany GS
- Russia EAC
- Argentina AR-S
- Mexico NOM
- EU CE: EN55022; EN55024; EN61000-3-2;EN61000-3-3;
- International: CISPR22; CISPR 24
- Brazil (voluntary)
- China CCC: GB 9254
- CECP
- CELP
- Green Guard

External drive enclosures

The server supports attachment to external drive enclosures using a RAID controller with external ports or a SAS host bus adapter. Adapters supported by the server are listed in the [SAS adapters for external storage](#) section.

The following table lists the external drive enclosures that can be used for direct-attach SAS storage. Lenovo Storage expansion units can also be used to expand the Lenovo Storage Systems listed in the [External storage systems](#) section.

Table 38. External expansion enclosures

Part number	Description
64111B1*	Lenovo Storage E1012 LFF Disk Expansion Single SAS IO Module, Rail Kit, 9x5 NBD
64111B2	Lenovo Storage E1012 LFF Disk Expansion Dual SAS IO Module, Rail Kit, 9x5 NBD
64111B3*	Lenovo Storage E1024 SFF Disk Expansion Single SAS IO Module, Rail Kit, 9x5 NBD
64111B4	Lenovo Storage E1024 SFF Disk Expansion Dual SAS IO Module, Rail Kit, 9x5 NBD
70F0 / 70F1**	Lenovo ThinkServer SA120

* Not available for ordering in North America (United States and Canada).

** Machine Type; see the Lenovo ThinkServer SA120 Product Guide (<http://lenovopress.com/tips1234>) for available models.

For details about supported adapters, drives and cables for the Lenovo Storage E1012 and E1024, see the Lenovo Press Product Guide: <http://lenovopress.com/lp0043>

For details about supported adapters, drives and cables for the Lenovo ThinkServer SA120, see the Lenovo Press Product Guide: <http://lenovopress.com/tips1234>

External storage systems

The following table lists the NAS and SAN external storage systems that are offered by Lenovo.

Table 39. External disk storage systems

Part number	Description
Lenovo Network-Attached Storage (NAS connectivity)	
70FX / 70FY*	Lenovo Storage N3310
70G0 / 70G1*	Lenovo Storage N4610
Lenovo Storage S2200 (SAS, iSCSI, or FC host connectivity)	
64112B1	Lenovo Storage S2200 LFF Chassis SAS Single Controller, Rack Kit, 9x5NBD
64112B2	Lenovo Storage S2200 LFF Chassis SAS Dual Controller, Rack Kit, 9x5NBD
64114B1	Lenovo Storage S2200 LFF Chassis FC/iSCSI Single Controller, Rack Kit, 9x5NBD
64114B2	Lenovo Storage S2200 LFF Chassis FC/iSCSI Dual Controller, Rack Kit, 9x5NBD
64112B3	Lenovo Storage S2200 SFF Chassis SAS Single Controller, Rack Kit, 9x5NBD
64112B4	Lenovo Storage S2200 SFF Chassis SAS Dual Controller, Rack Kit, 9x5NBD
64114B3	Lenovo Storage S2200 SFF Chassis FC/iSCSI Single Controller, Rack Kit, 9x5NBD
64114B4	Lenovo Storage S2200 SFF Chassis FC/iSCSI Dual Controller, Rack Kit, 9x5NBD
Lenovo Storage S3200 (SAS, iSCSI, or FC host connectivity)	
64113B1	Lenovo Storage S3200 LFF Chassis SAS Single Controller, Rack Kit, 9x5NBD
64113B2	Lenovo Storage S3200 LFF Chassis SAS Dual Controller, Rack Kit, 9x5NBD
64116B1	Lenovo Storage S3200 LFF Chassis FC/iSCSI Single Controller, Rack Kit, 9x5NBD
64116B2	Lenovo Storage S3200 LFF Chassis FC/iSCSI Dual Controller, Rack Kit, 9x5NBD
64113B3	Lenovo Storage S3200 SFF Chassis SAS Single Controller, Rack Kit, 9x5NBD
64113B4	Lenovo Storage S3200 SFF Chassis SAS Dual Controller, Rack Kit, 9x5NBD
64116B3	Lenovo Storage S3200 SFF Chassis FC/iSCSI Single Controller, Rack Kit, 9x5NBD
64116B4	Lenovo Storage S3200 SFF Chassis FC/iSCSI Dual Controller, Rack Kit, 9x5NBD
Lenovo Storage V Series (SAS, iSCSI, FC, or FCoE host connectivity)	
6535C1D	Lenovo Storage V3700 V2 LFF Control Enclosure
6535EC1	Lenovo Storage V3700 V2 LFF Control Enclosure (Top Seller)
6535C2D	Lenovo Storage V3700 V2 SFF Control Enclosure
6535EC2	Lenovo Storage V3700 V2 SFF Control Enclosure (Top Seller)
6535C3D	Lenovo Storage V3700 V2 XP LFF Control Enclosure
6535EC3	Lenovo Storage V3700 V2 XP LFF Control Enclosure (Top Seller)
6535C4D	Lenovo Storage V3700 V2 XP SFF Control Enclosure
6535EC4	Lenovo Storage V3700 V2 XP SFF Control Enclosure (Top Seller)
6536C12	Lenovo Storage V5030 LFF Control Enclosure 3Yr S&S
6536C32	Lenovo Storage V5030 LFF Control Enclosure 5Yr S&S
6536C22	Lenovo Storage V5030 SFF Control Enclosure 3Yr S&S
6536C42	Lenovo Storage V5030 SFF Control Enclosure 5Yr S&S
IBM Storwize for Lenovo (SAS [except V7000], iSCSI, FC, or FCoE host connectivity)	
6096CU2**	IBM Storwize V3500 3.5-inch Dual Control Storage Controller Unit
6096CU3**	IBM Storwize V3500 2.5-inch Dual Control Storage Controller Unit
6099L2C	IBM Storwize V3700 3.5-inch Storage Controller Unit
6099S2C	IBM Storwize V3700 2.5-inch Storage Controller Unit
6099T2C	IBM Storwize V3700 2.5-inch DC Storage Controller Unit
6194L2C†	IBM Storwize V5000 LFF Control Enclosure, w/3 Yr S&S
6194L2L‡	IBM Storwize V5000 LFF Control Enclosure, w/3 Yr S&S (LA)

Part number	Description
61941A1†	IBM Storwize V5000 LFF Control Enclosure, w/5 Yr S&S
61941AL‡	IBM Storwize V5000 LFF Control Enclosure, w/5 Yr S&S (LA)
6194S2C†	IBM Storwize V5000 SFF Control Enclosure, w/3 Yr S&S
6194S2L‡	IBM Storwize V5000 SFF Control Enclosure, w/3 Yr S&S (LA)
61941C1†	IBM Storwize V5000 SFF Control Enclosure, w/5 Yr S&S
61941CL‡	IBM Storwize V5000 SFF Control Enclosure, w/5 Yr S&S (LA)
6195SC5†	IBM Storwize V7000 2.5-inch Storage Controller Unit, w/3 Yr S&S
6195SCL‡	IBM Storwize V7000 2.5-inch Storage Controller Unit, w/3 Yr S&S (LA)
61951F1†	IBM Storwize V7000 2.5-inch Storage Controller Unit, w/5 Yr S&S
61951FL‡	IBM Storwize V7000 2.5-inch Storage Controller Unit, w/5 Yr S&S (LA)

* Machine Type; see the respective Product Guide in the NAS Storage category for models:

<http://lenovopress.com/storage/nas>

** Available only in China.

† Available worldwide except Latin America.

‡ Available only in Latin America.

For more information, see the list of Product Guides in the following categories:

- Lenovo Network-Attached Storage: <http://lenovopress.com/storage/nas>
- Lenovo SAN Storage: <https://lenovopress.com/storage/san/lenovo>
- IBM Storwize: <https://lenovopress.com/storage/san/ibm>

External backup units

The following table lists the external backup options that are offered by Lenovo.

Table 40. External backup options

Part number	Description
External RDX USB drives (System x, Flex System, NeXtScale, BladeCenter)	
362532Y	RDX External USB 3.0 Dock with 320GB Cartridge
362550Y	RDX External USB 3.0 Dock with 500GB Cartridge
36251TY	RDX External USB 3.0 Dock with 1TB Cartridge
External RDX USB drives (ThinkServer)	
4XF0G88929	Lenovo ThinkServer External RDX Tape Drive
External SAS tape backup drives	
6160S5E	IBM TS2250 Tape Drive Model H5S
6160S6E	IBM TS2260 Tape Drive Model H6S
6160S7E	IBM TS2270 Tape Drive Model H7S
External SAS tape backup autoloaders	
6171S5R	IBM TS2900 Tape Autoloader w/LTO5 HH SAS
6171S6R	IBM TS2900 Tape Autoloader w/LTO6 HH SAS
6171S7R	IBM TS2900 Tape Autoloader w/LTO7 HH SAS
External tape backup libraries	
61732UL	IBM TS3100 Tape Library Model L2U
61734UL	IBM TS3200 Tape Library Model L4U
Fibre Channel backup drives for TS3100 and TS3200 Tape Libraries	
00NA107	6173 LTO Ultrium 5 Fibre Channel Drive
00NA113	6173 LTO Ultrium 5 Half High Fibre Drive Sled
00NA115	6173 LTO Ultrium 6 Fibre Channel Drive
00NA119	6173 LTO Ultrium 6 Half High Fibre Drive Sled
00WF765	6173 LTO Ultrium 7 Fibre Channel Drive
00WF769	6173 LTO Ultrium 7 Half High Fibre Drive Sled
SAS backup drives for TS3100 and TS3200 Tape Libraries	
00NA109	6173 LTO Ultrium 5 SAS Drive Sled
00NA111	6173 LTO Ultrium 5 Half High SAS Drive Sled
00NA117	6173 LTO Ultrium 6 Half High SAS Drive Sled
00WF767	6173 LTO Ultrium 7 Half High SAS Drive Sled

For more information, see the list of Product Guides in the Backup units category:

<https://lenovopress.com/servers/options/backup>

Top-of-rack Ethernet switches

The following table lists the Ethernet LAN switches that are offered by Lenovo.

Table 41. Ethernet LAN switches

Part number	Description
1 Gb Ethernet switches	
7165H1X	Juniper EX2300-C PoE Switch
7165H2X	Juniper EX2300-24p PoE Switch
7159BAX	Lenovo RackSwitch G7028 (Rear to Front)
7159CAX	Lenovo RackSwitch G7052 (Rear to Front)
7159G52	Lenovo RackSwitch G8052 (Rear to Front)
10 Gb Ethernet switches	
7159BR6	Lenovo RackSwitch G8124E (Rear to Front)
7159G64	Lenovo RackSwitch G8264 (Rear to Front)
7159DRX	Lenovo RackSwitch G8264CS (Rear to Front)
7159CRW	Lenovo RackSwitch G8272 (Rear to Front)
7159GR6	Lenovo RackSwitch G8296 (Rear to Front)
40 Gb Ethernet switches	
7159BRX	Lenovo RackSwitch G8332 (Rear to Front)

For more information, see the list of Product Guides in the following switch categories:

- 1 Gb Ethernet switches: <http://lenovopress.com/networking/tor/1gb?rt=product-guide>
- 10 Gb Ethernet switches: <http://lenovopress.com/networking/tor/10gb?rt=product-guide>
- 40 Gb Ethernet switches: <http://lenovopress.com/networking/tor/40gb?rt=product-guide>

Fibre Channel SAN switches

The following table lists the Fibre Channel SAN switches that are offered by Lenovo and can be used with this system.

Table 42. Fibre Channel SAN switches

Part number	Description
8 Gb Fibre Channel	
3873AR3	Lenovo B300, 8 ports activated w/ 8Gb SWL SFPs, 1 PS, Rail Kit
3873AR4	Lenovo B6505, 12 ports activated w/ 8Gb SWL SFPs, 1 PS, Rail Kit
3873BR2	Lenovo B6510, 24 ports activated w/ 8Gb SWL SFPs, 2 PS, Rail Kit
3873AR1*	Brocade 300 FC SAN Switch
16 Gb Fibre Channel	
3873AR5	Lenovo B6505, 12 ports activated w/ 16Gb SWL SFPs, 1 PS, Rail Kit
3873BR3	Lenovo B6510, 24 ports activated w/ 16Gb SWL SFPs, 2 PS, Rail Kit
3873AR2*	Brocade 6505 FC SAN Switch
3873BR1*	Brocade 6510 FC SAN Switch

* Withdrawn from marketing

For more information, see the list of Product Guides in the Rack SAN Switches category:
<http://lenovopress.com/storage/switches/rack>

Uninterruptible power supply units

The server supports attachments to the uninterruptible power supply (UPS) units that are listed in the following table.

Table 43. Uninterruptible power supply units

Part number	Description
Tower UPS units	
55951AX	T1kVA Tower UPS (100-125VAC)
55951KX	T1kVA Tower UPS (200-240VAC)
55952AX	T1.5kVA Tower UPS (100-125VAC)
55952KX	T1.5kVA Tower UPS (200-240VAC)
Rack-mounted or tower UPS units	
55941AX	RT1.5kVA 2U Rack or Tower UPS (100-125VAC)
55941KX	RT1.5kVA 2U Rack or Tower UPS (200-240VAC)
55942AX	RT2.2kVA 2U Rack or Tower UPS (100-125VAC)
55942KX	RT2.2kVA 2U Rack or Tower UPS (200-240VAC)
55943AX	RT3kVA 2U Rack or Tower UPS (100-125VAC)
55943KX	RT3kVA 2U Rack or Tower UPS (200-240VAC)
55945KX	RT5kVA 3U Rack or Tower UPS (200-240VAC)
55946KX	RT6kVA 3U Rack or Tower UPS (200-240VAC)
55948KX	RT8kVA 6U Rack or Tower UPS (200-240VAC)
55949KX	RT11kVA 6U Rack or Tower UPS (200-240VAC)
55948PX	RT8kVA 6U 3:1 Phase Rack or Tower UPS (380-415VAC)
55949PX	RT11kVA 6U 3:1 Phase Rack or Tower UPS (380-415VAC)

For more information, see the list of Product Guides in the UPS category:
<https://lenovopress.com/servers/options/ups>

Power distribution units

The following table lists the power distribution units (PDUs) that are offered by Lenovo.

Table 44. Power distribution units

Part number	Description
0U Basic PDUs	
00YJ776	0U 36 C13/6 C19 24A/200-240V 1 Phase PDU with NEMA L6-30P line cord
00YJ777	0U 36 C13/6 C19 32A/200-240V 1 Phase PDU with IEC60309 332P6 line cord
00YJ778	0U 21 C13/12 C19 32A/200-240V/346-415V 3 Phase PDU with IEC60309 532P6 line cord
00YJ779	0U 21 C13/12 C19 48A/200-240V 3 Phase PDU with IEC60309 460P9 line cord
46M4143	0U 12 C19/12 C13 32A 3 Phase PDU with IEC 309 3P+N+Gnd line cord
Switched and Monitored PDUs	
00YJ781	0U 20 C13/4 C19 Switched and Monitored 24A/200-240V/1Ph PDU w/ NEMA L6-30P line cord
00YJ780	0U 20 C13/4 C19 Switched and Monitored 32A/200-240V/1Ph PDU w/ IEC60309 332P6 line cord
00YJ782	0U 18 C13/6 C19 Switched / Monitored 32A/200-240V/346-415V/3Ph PDU w/ IEC60309 532P6 cord
00YJ783	0U 12 C13/12 C19 Switched and Monitored 48A/200-240V/3Ph PDU w/ IEC60309 460P9 line cord
46M4116	0U 24 C13 Switched and Monitored 30A PDU with NEMA L6-30P line cord

Part number	Description
46M4137	0U 12 C19/12 C13 Switched and Monitored 32A 3 Phase PDU with IEC 309 3P+N+Gnd cord
46M4134	0U 12 C19/12 C13 Switched and Monitored 50A 3 Phase PDU with CS8365L 3P+Gnd cord
46M4002	1U 9 C19/3 C13 Switched and Monitored DPI PDU (without line cord)
46M4003	1U 9 C19/3 C13 Switched and Monitored 60A 3 Phase PDU with IEC 309 3P+Gnd line cord
46M4004	1U 12 C13 Switched and Monitored DPI PDU (without line cord)
46M4005	1U 12 C13 Switched and Monitored 60A 3 Phase PDU with IEC 309 3P+Gnd line cord
Ultra Density Enterprise PDUs (9x IEC 320 C13 + 3x IEC 320 C19 outlets)	
71762NX	Ultra Density Enterprise C19/C13 PDU Module (without line cord)
71763NU	Ultra Density Enterprise C19/C13 PDU 60A/208V/3ph with IEC 309 3P+Gnd line cord
C13 Enterprise PDUs (12x IEC 320 C13 outlets)	
39M2816	DPI C13 Enterprise PDU+ (without line cord)
39Y8941	DPI Single Phase C13 Enterprise PDU (without line cord)
C19 Enterprise PDUs (6x IEC 320 C19 outlets)	
39Y8948	DPI Single Phase C19 Enterprise PDU (without line cord)
39Y8923	DPI 60A 3 Phase C19 Enterprise PDU with IEC 309 3P+G (208 V) fixed line cord
Front-end PDUs (3x IEC 320 C19 outlets)	
39Y8938	DPI 30amp/125V Front-end PDU with NEMA L5-30P line cord
39Y8939	DPI 30amp/250V Front-end PDU with NEMA L6-30P line cord
39Y8934	DPI 32amp/250V Front-end PDU with IEC 309 2P+Gnd line cord
39Y8940	DPI 60amp/250V Front-end PDU with IEC 309 2P+Gnd line cord
39Y8935	DPI 63amp/250V Front-end PDU with IEC 309 2P+Gnd line cord
Universal PDUs (7x IEC 320 C13 outlets)	
39Y8951	DPI Universal Rack PDU with US LV and HV line cords
39Y8952	DPI Universal Rack PDU with CEE7-VII Europe line cord
39Y8953	DPI Universal Rack PDU with Denmark line cord
39Y8954	DPI Universal Rack PDU with Israel line cord
39Y8955	DPI Universal Rack PDU with Italy line cord
39Y8956	DPI Universal Rack PDU with South Africa line cord
39Y8957	DPI Universal Rack PDU with UK line cord
39Y8958	DPI Universal Rack PDU with AS/NZ line cord
39Y8959	DPI Universal Rack PDU with China line cord
39Y8962	DPI Universal Rack PDU (Argentina)
39Y8960	DPI Universal Rack PDU (Brazil)
39Y8961	DPI Universal Rack PDU (India)
NEMA PDUs (6x NEMA 5-15R outlets)	
39Y8905	DPI 100-127V PDU with Fixed NEMA L5-15P line cord
Line cords for PDUs that ship without a line cord	
40K9611	DPI 32a Line Cord (IEC 309 3P+N+G)
40K9612	DPI 32a Line Cord (IEC 309 P+N+G)
40K9613	DPI 63a Cord (IEC 309 P+N+G)
40K9614	DPI 30a Line Cord (NEMA L6-30P)
40K9615	DPI 60a Cord (IEC 309 2P+G)
40K9617	DPI Australian/NZ 3112 Line Cord

For more information, see the Lenovo Press documents in the PDU category:
<https://lenovopress.com/servers/options/pdu>

Rack cabinets

The following table lists the rack cabinets offered by Lenovo that can be used with the TD350.

Table 45. Rack cabinets

Description	Part number
11U Rack Office Enablement Kit	201886X
25U S2 Standard Rack	93072RX
25U Static S2 Standard Rack	93072PX
42U S2 Standard Rack	93074RX
42U 1100mm Enterprise V2 Dynamic Rack	93634PX
42U 1100mm Enterprise V2 Dynamic Expansion Rack	93634EX
42U 1200mm Deep Dynamic Rack	93604PX
42U 1200mm Deep Static Rack	93614PX
42U Enterprise Rack	93084PX
42U Enterprise Expansion Rack	93084EX

For more information, see the list of Product Guides in the Rack Cabinets category:
<https://lenovopress.com/servers/options/racks>

KVM console options

The following table lists the supported KVM console, keyboards and KVM switches.

Table 46. Console keyboards

Part number	Description
Consoles	
17238BX	1U 18.5" Standard Console (without keyboard)
Console keyboards	
00MW310	Lenovo UltraNav Keyboard USB - US Eng
46W6713	Keyboard w/ Int. Pointing Device USB - Arabic 253 RoHS v2
46W6714	Keyboard w/ Int. Pointing Device USB - Belg/UK 120 RoHS v2
46W6715	Keyboard w/ Int. Pointing Device USB - Chinese/US 467 RoHS v2
46W6716	Keyboard w/ Int. Pointing Device USB - Czech 489 RoHS v2
46W6717	Keyboard w/ Int. Pointing Device USB - Danish 159 RoHS v2
46W6718	Keyboard w/ Int. Pointing Device USB - Dutch 143 RoHS v2
46W6719	Keyboard w/ Int. Pointing Device USB - French 189 RoHS v2
46W6720	Keyboard w/ Int. Pointing Device USB - Fr/Canada 445 RoHS v2
46W6721	Keyboard w/ Int. Pointing Device USB - German 129 RoHS v2
46W6722	Keyboard w/ Int. Pointing Device USB - Greek 219 RoHS v2
46W6723	Keyboard w/ Int. Pointing Device USB - Hebrew 212 RoHS v2
46W6724	Keyboard w/ Int. Pointing Device USB - Hungarian 208 RoHS v2
46W6725	Keyboard w/ Int. Pointing Device USB - Italian 141 RoHS v2
46W6726	Keyboard w/ Int. Pointing Device USB - Japanese 194 RoHS v2

Part number	Description
46W6727	Keyboard w/ Int. Pointing Device USB - Korean 413 RoHS v2
46W6728	Keyboard w/ Int. Pointing Device USB - LA Span 171 RoHS v2
46W6729	Keyboard w/ Int. Pointing Device USB - Norwegian 155 RoHS v2
46W6730	Keyboard w/ Int. Pointing Device USB - Polish 214 RoHS v2
46W6731	Keyboard w/ Int. Pointing Device USB - Portugese 163 RoHS v2
46W6732	Keyboard w/ Int. Pointing Device USB - Russian 441 RoHS v2
46W6733	Keyboard w/ Int. Pointing Device USB - Slovak 245 RoHS v2
46W6734	Keyboard w/ Int. Pointing Device USB - Spanish 172 RoHS v2
46W6735	Keyboard w/ Int. Pointing Device USB - Swed/Finn 153 RoHS v2
46W6736	Keyboard w/ Int. Pointing Device USB - Swiss F/G 150 RoHS v2
46W6737	Keyboard w/ Int. Pointing Device USB - Thai 191 RoHS v2
46W6738	Keyboard w/ Int. Pointing Device USB - Turkish 179 RoHS v2
46W6739	Keyboard w/ Int. Pointing Device USB - UK Eng 166 RoHS v2
46W6740	Keyboard w/ Int. Pointing Device USB - US Euro 103P RoHS v2
46W6741	Keyboard w/ Int. Pointing Device USB - Slovenian 234 RoHS v2
Console switches	
1754D2X	Global 4x2x32 Console Manager (GCM32)
1754D1X	Global 2x2x16 Console Manager (GCM16)
1754A2X	Local 2x16 Console Manager (LCM16)
1754A1X	Local 1x8 Console Manager (LCM8)
Console switch cables	
43V6147	Single Cable USB Conversion Option (UCO)
39M2895	USB Conversion Option (4 Pack UCO)
46M5383	Virtual Media Conversion Option Gen2 (VCO2)
46M5382	Serial Conversion Option (SCO)

For more information, see the list of Product Guides in the KVM Switches and Consoles category:
<http://lenovopress.com/servers/options/kvm>

Lenovo Financial Services

Lenovo Financial Services reinforces Lenovo's commitment to deliver pioneering products and services that are recognized for their quality, excellence, and trustworthiness. Lenovo Financial Services offers financing solutions and services that complement your technology solution anywhere in the world.

We are dedicated to delivering a positive finance experience for customers like you who want to maximize your purchase power by obtaining the technology you need today, protect against technology obsolescence, and preserve your capital for other uses.

We work with businesses, non-profit organizations, governments and educational institutions to finance their entire technology solution. We focus on making it easy to do business with us. Our highly experienced team of finance professionals operates in a work culture that emphasizes the importance of providing outstanding customer service. Our systems, processes and flexible policies support our goal of providing customers with a positive experience.

We finance your entire solution. Unlike others, we allow you to bundle everything you need from hardware and software to service contracts, installation costs, training fees, and sales tax. If you decide weeks or months later to add to your solution, we can consolidate everything into a single invoice.

Our Premier Client services provide large accounts with special handling services to ensure these complex transactions are serviced properly. As a premier client, you have a dedicated finance specialist who manages your account through its life, from first invoice through asset return or purchase. This specialist develops an in-depth understanding of your invoice and payment requirements. For you, this dedication provides a high-quality, easy, and positive financing experience.

For your region specific offers please ask your Lenovo sales representative or your technology provider about the use of Lenovo Financial Services. For more information, see the following Lenovo website:

<http://www.lenovofs.com>

Related publications and links

For more information, see these resources:

- ThinkServer TD350 product page
<http://shop.lenovo.com/us/en/systems/servers/towers/thinkserver/td350/>
- ThinkServer TD350 User Guide and Hardware Maintenance Manual
https://download.lenovo.com/ibmdl/pub/pc/pccbbs/thinkservers/td350_ug_hmm_en.pdf
- Lenovo Presale Advisor Tool (PSAT)
<http://lenovo.presalesadvisor.com/Family/Family.aspx?id1=30>
- Lenovo Quick Pick
<http://www.lenovoquickpick.com/usa/system/thinkserver/td-series/thinkserver-td350>
- Lenovo Think Option Compatibility Matrix (OCM):
<http://www.lenovo.com/accessoriesguide>
- Lenovo Support for the TD350
<http://support.lenovo.com/us/en/products/servers/thinkserver-tower-servers/thinkserver-td350>
- ThinkServer Power Planner
<http://support.lenovo.com/us/en/downloads/ds101155>
- Lenovo PSREF - Product Specifications Reference
http://psref.lenovo.com/Product/ThinkServer_TD350

Related product families

Product families related to this document are the following:

- [2-Socket Tower Servers](#)

Notices

Lenovo may not offer the products, services, or features discussed in this document in all countries. Consult your local Lenovo representative for information on the products and services currently available in your area. Any reference to a Lenovo product, program, or service is not intended to state or imply that only that Lenovo product, program, or service may be used. Any functionally equivalent product, program, or service that does not infringe any Lenovo intellectual property right may be used instead. However, it is the user's responsibility to evaluate and verify the operation of any other product, program, or service. Lenovo may have patents or pending patent applications covering subject matter described in this document. The furnishing of this document does not give you any license to these patents. You can send license inquiries, in writing, to:

Lenovo (United States), Inc.
1009 Think Place - Building One
Morrisville, NC 27560
U.S.A.
Attention: Lenovo Director of Licensing

LENOVO PROVIDES THIS PUBLICATION "AS IS" WITHOUT WARRANTY OF ANY KIND, EITHER EXPRESS OR IMPLIED, INCLUDING, BUT NOT LIMITED TO, THE IMPLIED WARRANTIES OF NON-INFRINGEMENT, MERCHANTABILITY OR FITNESS FOR A PARTICULAR PURPOSE. Some jurisdictions do not allow disclaimer of express or implied warranties in certain transactions, therefore, this statement may not apply to you.

This information could include technical inaccuracies or typographical errors. Changes are periodically made to the information herein; these changes will be incorporated in new editions of the publication. Lenovo may make improvements and/or changes in the product(s) and/or the program(s) described in this publication at any time without notice.

The products described in this document are not intended for use in implantation or other life support applications where malfunction may result in injury or death to persons. The information contained in this document does not affect or change Lenovo product specifications or warranties. Nothing in this document shall operate as an express or implied license or indemnity under the intellectual property rights of Lenovo or third parties. All information contained in this document was obtained in specific environments and is presented as an illustration. The result obtained in other operating environments may vary. Lenovo may use or distribute any of the information you supply in any way it believes appropriate without incurring any obligation to you.

Any references in this publication to non-Lenovo Web sites are provided for convenience only and do not in any manner serve as an endorsement of those Web sites. The materials at those Web sites are not part of the materials for this Lenovo product, and use of those Web sites is at your own risk. Any performance data contained herein was determined in a controlled environment. Therefore, the result obtained in other operating environments may vary significantly. Some measurements may have been made on development-level systems and there is no guarantee that these measurements will be the same on generally available systems. Furthermore, some measurements may have been estimated through extrapolation. Actual results may vary. Users of this document should verify the applicable data for their specific environment.

© Copyright Lenovo 2016. All rights reserved.

This document, LP0053, was created or updated on October 25, 2016.

Send us your comments in one of the following ways:

- Use the online Contact us review form found at:
<http://lenovopress.com/LP0053>
- Send your comments in an e-mail to:
comments@lenovopress.com

This document is available online at <http://lenovopress.com/LP0053>.

Trademarks

Lenovo, the Lenovo logo, and For Those Who Do are trademarks or registered trademarks of Lenovo in the United States, other countries, or both. A current list of Lenovo trademarks is available on the Web at <http://www.lenovo.com/legal/copytrade.html>.

The following terms are trademarks of Lenovo in the United States, other countries, or both:

Lenovo®
Lenovo Services™
Lenovo XClarity™
ThinkServer®
UltraNav®
BladeCenter®
System x®
Flex System™
NeXtScale™
RackSwitch™

The following terms are trademarks of other companies:

Intel® and Intel Xeon® are trademarks or registered trademarks of Intel Corporation or its subsidiaries in the United States and other countries.

Linux® is a trademark of Linus Torvalds in the United States, other countries, or both.

Microsoft® and Windows® are trademarks of Microsoft Corporation in the United States, other countries, or both.

Other company, product, or service names may be trademarks or service marks of others.