

Compression Connections

BURNDY®

Copper Compression – Flex – Inspection Window

C-44

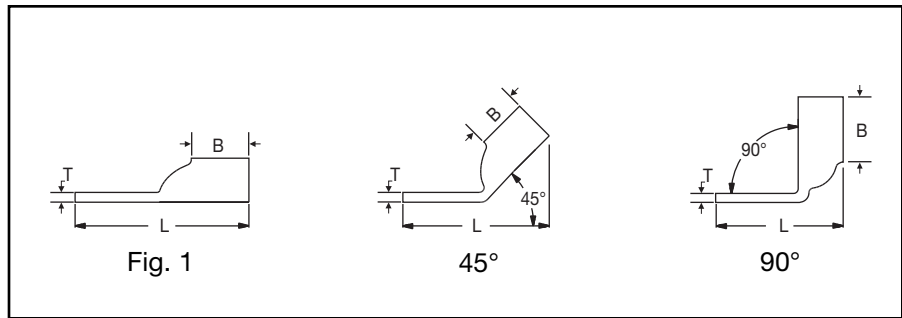

ONE HOLE HYLUG™ FLEX CONDUCTOR STANDARD BARREL

TYPES YA-L, YA-L-FX, YAV,
YAV-L-FX

COPPER COMPRESSION TERMINAL

UL Listed 90° C,
600 Volts to 35 kV ◆

45° and 90° angles are available.
Please contact Customer Service to order:
1-800-346-4175



Catalog Number	Fig #	Conductor		Stud Hole Size	Tongue Width	Figure Dimensions			Dieless (# of crimps)	▲ Installation Tooling				Wire Strip Length	
		AWG	MM ²			(B)	(T)	(L)		Mechanical MD6, OUR840, MD7-34R	Hydraulic		Color Code		Die Index
											BCT500HS, Y500CTHS	Y35, Y39, Y750, Y46*, PAT750			
YA8CL-BOX	1	37/24 #8 Weld #8 AWG	10	8-10	.41"	.44"	.08"	1.16"	Y1MRTC (1) Y8MRB (1) MY29-11 (1) Y81KFT (1) Y81KFTMBH (1) PAT81KFT-18V (1)	W8CVT (1) W8CRT (1) X8CRT (1)	W8CVT (1) W8CRT (1) X8CRT (1)	U8CRT (1)	Red	49	7/16"
YA8CL-BOX	1			1/4"	.44"	.44"	.08"	1.26"							
YA8C-L2-BOX	1			5/16"	.52"	.44"	.08"	1.38"							
YA8C-L3-BOX	1			3/8"	.58"	.44"	.08"	1.51"							
YA8C-L4-BOX	1	61/24 #6 Weld #6 AWG	16	8-10	.48"	.50"	.08"	1.30"	Y1MRTC (1) MY29-11 (1) Y81KFT (1) Y81KFTMBH (1)	W5CVT (1) W5CRT (1) X5CRT (1)	W5CVT (1) W5CRT (1) X5CRT (1)	U5CRT (1)	Blue	7	1/2"
YAV6CL-TC10-FX	1			1/2"	.75"	.50"	.12"	1.86"							
YAV6CL-TC12-FX	1			1/4"	.48"	.50"	.08"	1.43"							
YAV6CL-TC14-FX	1			3/8"	.60"	.50"	.06"	1.61"							
YAV6CL-TC38-FX	1	61/24 #6 Weld #6 AWG	16	5/16"	.60"	.50"	0.07"	1.49"	MY29-11 (1) Y644HS (1) Y81KFT (1) Y81KFTMBH (1) PAT81KFT-18V (1)	W5CVT (1)	X5CRT (1)	U5CRT (1)	Blue	7	1/2"
YAV6CL-TC516-FX	1			3/4"	1.05"	.50"	.13"	2.30"							
YAV4CL-TC10-FX	1	91/24 105/24 #4 Weld #4 AWG	—	10-8	.55"	.50"	.09"	1.32"	Y1MRTC (2) MY29-11 (1) Y81KFT (1) Y81KFTMBH (1) PAT81KFT-18V (1)	W4CVT (1) W4CRT (1) X4CRT (1)	W4CVT (1) W4CRT (1) X4CRT (1)	U4CRT (1)	Gray	8	1/2"
YAV4CL-TC12-FX	1			1/2"	.71"	.50"	.07"	1.92"							
YAV4CL-TC14-FX	1			1/4"	.55"	.50"	.09"	1.44"							
YAV4CL-TC38-FX	1			3/8"	.58"	.50"	.08"	1.67"							
YAV4CL-TC516-FX	1	125/24 150/24 #2 Weld #2 AWG	35	# 10	.68"	.63"	.10"	1.50"	Y81KFTMBH (1) PAT81KFT-18V (1)	W2CVT (1) W2CRT (1) X2CRT (1)	W2CVT (1) W2CRT (1) X2CRT (1)	U2CRT (1)	Brown	10	11/16"
YAV2CL-TC10-FX	1			1/2"	.77"	.63"	0.09"	2.12"							
YAV2CL-TC12-FX	1			1/4"	.68"	.63"	.10"	1.62"							
YAV2CL-TC14-FX	1			3/8"	.68"	.63"	.10"	1.81"							
YAV2CL-TC38-FX	1	125/24 150/24 #2 Weld #2 AWG	35	3/8"	.68"	.63"	.10"	1.81"	Y81KFTMBH (1) PAT81KFT-18V (1)	W2CVT (1) W2CRT (1) X2CRT (1)	W2CVT (1) W2CRT (1) X2CRT (1)	U2CRT (1)	Brown	10	11/16"
YAV2CL-TC516-FX	1			5/16"	.68"	.63"	.10"	1.69"							

* Use PUADP-1 adapter with U dies in Y46 HYPRESS™.
** The MM² conductor size listed is for both Class 2 and Class 5 conductors.
*** The MM² conductor sizes listed are the recommendations for Class 5 conductor.

▲ See tooling section of this catalog for complete tool and die listings. Use ONLY color-coded die recommendations for -FX connectors. For nest/indenter system contact factory.

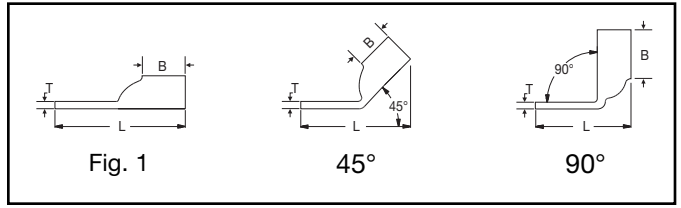
◆ For applications greater than 2000 Volts consult cable manufacturer for voltage stress relief instructions.
Note: All dimensions shown are for reference only.

Blue highlighted items are industry standard and most frequently ordered.

**ONE HOLE HYLUG™
FLEX CONDUCTOR
STANDARD BARREL**
(Continued)

UL Listed 90° C,
600 Volts to 35 kV ◆

45° and 90° angles are available.
Please contact Customer Service to order:
1-800-346-4175



Catalog Number	Fig #	Conductor		Stud Hole Size	Tongue Width	Figure Dimensions			Dieless (# of crimps)	▲ Installation Tooling					Wire Strip Length
		AWG	*** MM²			(B)	(T)	(L)		Mechanical MD6, OUR840, MD7-34R	Hydraulic		Color Code	Die Index	
											BCT500HS, Y500CTHS	Y35, Y39, Y750, Y46*, PAT750			
YAV1CL-TC10-FX	1	175/24	—	# 10	.75"	.69"	.12"	1.59"	MY29-11 (1) Y81KFT (1) Y81KFTMBH (1) PAT81KFT-18V (1)	W1CVT (1) W1CRT-1 (1) X1CRT-1 (1)	W1CVT (1) W1CRT-1 (1) X1CRT-1 (1)	U1CRT (1)	Green	11	11/16"
YAV1CL-TC12-FX	1	225/24		1/2"	.75"	.69"	.12"	2.15"							
YAV1CL-TC14-FX	1	#1 Weld		1/4"	.75"	.69"	.12"	1.71"							
YAV1CL-TC38-FX	1	#1 AWG		3/8"	.75"	.69"	.12"	1.90"							
YAV1CL-TC516-FX	1			5/16"	.75"	.69"	.12"	1.78"							
YAV25L-TC12-FX	1	275/24	50	1/2"	.83"	.69"	.12"	2.19"	MY29-11 (1) Y81KFT (1) Y81KFTMBH (1) PAT81KFT-18V (1)	W25VT (2) W25RT (2) X25RT (2)	W25VT (2) W25RT (2) X25RT (2)	U25RT (1)	Pink	12	11/16"
YAV25L-TC14-FX	1	1/0 Weld		1/4"	.83"	.69"	.12"	1.75"							
YAV25L-TC38-FX	1	1/0 AWG		3/8"	.83"	.69"	.12"	1.94"							
YAV25L-TC516-FX	1			5/16"	.83"	.69"	.12"	1.77"							
YAV26L-TC10-FX	1	325/24 2/0 Weld 2/0 AWG	70	# 10	.93"	.81"	.13"	1.80"	MY29-11 (1) Y644HS (1) Y81KFT (1) Y81KFTMBH (1) PAT81KFT-18V (1)	W26VT (2) W26RT (2) X26RT (2)	W26VT (2) W26RT (2) X26RT (2)	U26RT (1)	Black	13	13/16"
YAV26L-TC12-FX	1			1/2"	.93"	.81"	.13"	2.36"							
YAV26L-TC14-FX	1			1/4"	.93"	.81"	.13"	1.92"							
YAV26L-TC34-FX	1			3/4"	1.10"	.81"	.11"	2.89"							
YAV26L-TC38-FX	1			3/8"	.93"	.81"	.13"	2.11"							
YAV26L-TC516-FX	1			5/16"	.93"	.81"	.13"	1.98"							
YAV26L-TC58-FX	1	5/8"	.93"	.81"	.13"	2.61"									
YAV27L-TC10-FX	1	450/24 3/0 Weld 3/0 AWG	95	# 10	1.03"	1.00"	.14"	2.03"	MY29-11 (1) Y644HS (1) Y81KFT (1) Y81KFTMBH (1) PAT81KFT-18V (1)	W27VT (2) W27RT (2) X27RT (3)	W27VT (2) W27RT (2) X27RT (3)	U27RT (1)	Orange	14	1"
YAV27L-TC12-FX	1			1/2"	1.03"	1.00"	.14"	2.59"							
YAV27L-TC14-FX	1			1/4"	1.03"	1.00"	.14"	2.15"							
YAV27L-TC38-FX	1			3/8"	1.03"	1.00"	.14"	2.34"							
YAV27L-TC516-FX	1	5/16"	1.03"	1.00"	.14"	2.21"									
YAV28L-TC12-FX	1	550/24 4/0 Weld 4/0 AWG	120	1/2"	1.14"	1.03"	.15"	2.67"	MY29-11 (1) Y644HS (1) Y81KFT (1) Y81KFTMBH (1) PAT81KFT-18V (1)	W28VT (2) W28RT (2) X28RT (2)	W28VT (2) W28RT (2) X28RT (3)	U28RT (1)	Purple	15	1-1/16"
YAV28L-TC14-FX	1			1/4"	1.14"	1.03"	.15"	2.23"							
YAV28L-TC34-FX	1			3/4"	1.14"	1.03"	.15"	3.11"							
YAV28L-TC38-FX	1			3/8"	1.14"	1.03"	.15"	2.42"							
YAV28L-TC516-FX	1			5/16"	1.14"	1.03"	.15"	2.29"							
YAV28L-TC58-FX	1	5/8"	1.14"	1.03"	.15"	2.92"									
YAV29L-TC12-FX	1	550/24 4/0 Weld	—	1/2"	1.14"	1.03"	.16"	2.67"	MY29-11 (1) Y644HS (1) Y81KFT (1) Y81KFTMBH (1) PAT81KFT-18V (1)	W29VT (2) X29RT (4)	W29VT (2) W29RT (2) X29RT (4)	U29RT (1)	Yellow	16	1-1/16"
YAV29L-TC14-FX	1			1/4"	1.14"	1.03"	.16"	2.23"							
YAV29L-TC34-FX	1			3/4"	1.14"	1.03"	.16"	3.11"							
YAV29L-TC38-FX	1			3/8"	1.14"	1.03"	.16"	2.42"							
YAV29L-TC516-FX	1			5/16"	1.14"	1.03"	.16"	2.29"							
YAV29L-TC58-FX	1	5/8"	1.14"	1.03"	.16"	2.92"									
YA30L-TC516-FX	1	250 Flex	—	5/16"	1.20"	1.03"	.16"	2.31"	MY29-11 (1) Y644HS (1) Y81KFT (1) Y81KFTMBH (1) PAT81KFT-18V (1)	W29VT (2) X29RT (4)	W29VT (2) W29RT (2) X29RT (4)	U29RT (1)	Yellow	16	1-1/16"
YA30L-TC38-FX	1	CLASS G		3/8"	1.20"	1.03"	.16"	2.44"							
YA30L-TC12-FX	1	259 Str.		1/2"	1.20"	1.03"	.16"	2.69"							
YA30L-TC58-FX	1	CLASS H		5/8"	1.20"	1.03"	.16"	2.94"							
YA30L-TC34-FX	1	427 Str.		3/4"	1.20"	1.03"	.16"	3.12"							

* Use PUADP-1 adapter with U dies in Y46 HYPRESS™
 ** The 16 MM² is for both Class 2 and Class 5 conductors.
 *** The MM² conductor sizes listed are the recommendations for Class 5 conductor.

▲ See tooling section of this catalog for complete tool and die listings. Use ONLY color-coded die recommendations for -FX connectors. For nest/indenter system contact factory.

◆ For applications greater than 2000 Volts consult cable manufacturer for voltage stress relief instructions.
Note: All dimensions shown are for reference only.

Blue highlighted items are industry standard and most frequently ordered.

Compression Connections

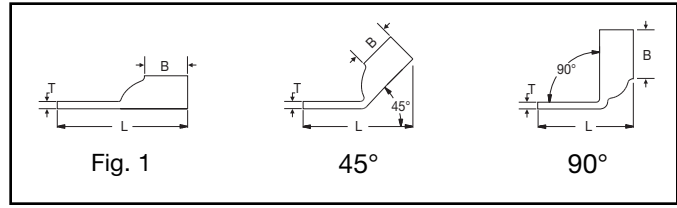
BURNDY®

Copper Compression – Flex – Inspection Window

C-46

ONE HOLE HYLUG™ FLEX CONDUCTOR STANDARD BARREL (Continued)

UL Listed 90° C,
600 Volts to 35 kV ◆



45° and 90° angles are available.
Please contact Customer Service to order:
1-800-346-4175



Catalog Number	Fig #	Conductor		Stud Hole Size	Tongue Width	Figure Dimensions			▲ Installation Tooling						
		AWG	*** MM ²			(B)	(T)	(L)	Dieless (# of crimps)	Mechanical MD6, OUR840, MD7-34R	Hydraulic BCT500HS, Y500CTHS	Y35, Y39, Y750, Y46*, PAT750	Color Code	Die Index	Wire Strip Length
YA31L-TC14-FX	1	250 Flex 637/24 CLASS I, K, M	150	1/4"	1.29"	1.06"	.18"	2.31"	Y644HS (1) Y81KFT (1) Y81KFTMBH (1) PAT81KFT-18V (1)	W30VT (2)	W30RT (2)	U30RT (2)	White	17	1-1/8"
YA31L-TC516-FX	1			5/16"	1.29"	1.06"	.18"	2.37"							
YA31L-TC38-FX	1			3/8"	1.29"	1.06"	.18"	2.50"							
YA31L-NT12-FX	1			1/2"	.96"	1.06"	.18"	2.75"							
YA31L-TC12-FX	1			1/2"	1.29"	1.06"	.18"	2.75"							
YA31L-TC58-FX	1			5/8"	1.29"	1.06"	.18"	3.00"							
YA31L-TC34-FX	1			3/4"	1.29"	1.06"	.18"	3.19"							
YA32L-TC38-FX	1			313.1 kcmil	185	3/8"	1.40"	1.19"							
YA32L-TC12-FX	1	775/24	1/2"	1.40"		1.19"	.19"	2.93"							
YA32L-TC58-FX	1	300 Flex	5/8"	1.40"		1.19"	.19"	3.18"							
YA34L-TC516-FX	1	373.7 kcmil 925/24 350 Flex	240	5/16"	1.55"	1.27"	.23"	2.74"	W32VT (2)	W32RT (2)	U32RT (2)	Blue	19	1-5/16"	
YA34L-TC38-FX	1			3/8"	1.55"	1.27"	.23"	2.87"							
YA34L-TC12-FX	1			1/2"	1.55"	1.27"	.23"	3.12"							
YA34L-TC58-FX	1			5/8"	1.55"	1.27"	.23"	3.37"							
YA36L-TC12-FX	1	444.4 kcmil 450 Flex	—	1/2"	1.74"	1.38"	.27"	3.29"	—	—	U34RT (2)	Brown	20	1-3/8"	
YA36L-TC58-FX	1	1100/24	—	5/8"	1.74"	1.38"	.27"	3.54"	Y644HS (1) Y81KFT (2) Y81KFTMBH (2) PAT81KFT-18V (2)	—	—	U39RT (2)	Black	24	1-5/16"
YA38L-TC12-FX	1	535.3 kcmil 1325/24 500 Flex	300	1/2"	1.84"	1.45"	.27"	3.41"							
YA38L-TC58-FX	1			5/8"	1.84"	1.45"	.27"	3.66"							
YA38L-TC516-FX	1			5/16"	1.84"	1.45"	.27"	3.03"							
YA38L-TC38-FX	1			3/8"	1.84"	1.45"	.27"	3.34"							
YA40L-TC516-FX	1	646 kcmil 1600/24	400	5/16"	1.98"	1.42"	.30"	3.05"	U39RT (2)	—	—	Black	24	1-5/16"	
YA40L-TC38-FX	1			3/8"	1.98"	1.42"	.30"	3.38"							
YA40L-TC12-FX	1			1/2"	1.98"	1.42"	.30"	3.43"							
YA40L-TC58-FX	1			5/8"	1.98"	1.42"	.30"	3.68"							
YA44L-TC12-FX	1	777.7 kcmil 1925/24	500	1/2"	2.19"	1.65"	.33"	3.79"	U44XRT (2)	—	—	Yellow	L115	1-5/8"	
YA44L-TC58-FX	1			5/8"	2.19"	1.65"	.33"	4.04"							

* Use PUADP-1 adapter with U dies in Y46 HYPRESS™
 ** The 16 MM² is for both Class 2 and Class 5 conductors.
 *** The MM² conductor sizes listed are the recommendations for Class 5 conductor.

▲ See tooling section of this catalog for complete tool and die listings. Use ONLY color-coded die recommendations for -FX connectors. For nest/indenter system contact factory.

◆ For applications greater than 2000 Volts consult cable manufacturer for voltage stress relief instructions.
Note: All dimensions shown are for reference only.

Blue highlighted items are industry standard and most frequently ordered.