



We Have a Match for Any Deck Board

Painted-Head, Stainless-Steel
Deck Screw Solutions

Deck-Drive DCU **COMPOSITE SS** Screw

Deck-Drive DWP **WOOD SS** Screw

Trim-Head Screw – 6-Lobe Drive

(800) 999-5099
strongtie.com

We Have a Match for Any Deck Board

For Superior Fastening of Any Deck Board in Any Environment

Simpson Strong-Tie, the leader in home-building solutions for over 60 years, now offers stainless-steel fasteners color matched to your wood, composite and PVC deck materials. The Deck-Drive™ DCU Composite, Deck-Drive DWP Wood and trim-head product lines have been expanded to include additional painted-head versions of Type 316 and Type 305 stainless-steel screws. Stainless-steel fasteners' corrosion resistance properties make them ideal for use with preservative-treated wood and in marine environments (Type 316) or in wet/elevated service (Type 305). These deck fasteners are available with painted heads in a large variety of colors to match popular deck woods, as well as major manufacturers' composite and PVC deck boards.

Corrosion Resistance Table

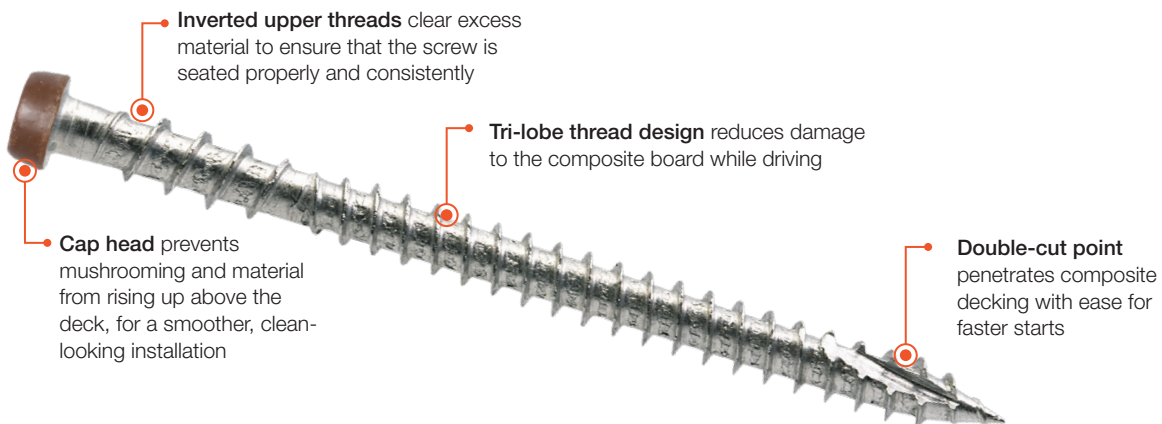
Material/Coating	Environment	Environment Example	Corrosion Resistance Level
Type 316 Stainless Steel	Coastal/water	Marine and coastal environments, brackish water, severe weather, pool/hot tub areas	Up to severe corrosion resistance
Type 305 Stainless Steel	Elevated service	Wet areas, freshwater rivers and lakes, moderate weather exposure	Up to high corrosion resistance
Quik Guard®	Dry service and wet service	Interior and exterior applications, preservative-treated wood	Up to medium corrosion resistance

For more information regarding color-matching deck fasteners, visit strongtie.com/paintedheadss and our online color-matching guide at strongtie.com/deckcolormatch.

Deck-Drive DCU COMPOSITE SS Screw

Designed for All Types of Composite Deck Boards

The Deck-Drive DCU Composite screw is engineered to provide beautiful fastening results for all types of composite decking while also offering greater ease of installation, a clean finish and superb corrosion resistance. Deck-Drive DCU Composite decking screws are now available in Type 316 (for severe corrosion resistance) and Type 305 (for high corrosion resistance) stainless steel, with painted heads in 11 colors to match most major deck manufacturers' products.



This screw is available in bulk for hand-drive installation and collated for use with Quik Drive® auto-feed screw driving systems.

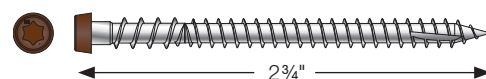
Trex® Deck-Drive DCU Composite screws are approved by Trex® for Trex 1" x 6" and 2" x 6" composite decking.



T20 6-lobe drive bit included

We Have a Match for Any Deck Board

DCU — Type 316 Stainless Steel

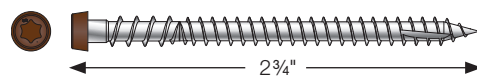


Size	Length	Head Color	Bit Size	Clamshell (70 ct.)	Deck Pack (350 ct.) ¹	Contractor Bucket (1,750 ct.) ²
#10	2 3/4"	Brown 01	T20	DCU234C316BR01	DCU234P316BR01	DCU234MB316BR01
#10	2 3/4"	Brown 05	T20	DCU234C316BR05	DCU234P316BR05	DCU234MB316BR05
#10	2 3/4"	Gray	T20	DCU234C316GR	DCU234P316GR	DCU234MB316GR
#10	2 3/4"	Gray 01	T20	DCU234C316GR01	DCU234P316GR01	DCU234MB316GR01
#10	2 3/4"	Gray 04	T20	DCU234C316GR04	DCU234P316GR04	DCU234MB316GR04
#10	2 3/4"	Red	T20	DCU234C316RD	DCU234P316RD	DCU234MB316RD
#10	2 3/4"	Red 01	T20	DCU234C316RD01	DCU234P316RD01	DCU234MB316RD01
#10	2 3/4"	Tan	T20	DCU234C316TN	DCU234P316TN	DCU234MB316TN
#10	2 3/4"	Tan 01	T20	DCU234C316TN01	DCU234P316TN01	DCU234MB316TN01
#10	2 3/4"	Tan 02	T20	DCU234C316TN02	DCU234P316TN02	DCU234MB316TN02
#10	2 3/4"	Tan 03	T20	DCU234C316TN03	DCU234P316TN03	DCU234MB316TN03

Replacement bit: BIT20T-2-RC3.

- 350 screws install 100 sq. ft. of decking with framing at 16" on-center spacing.
- 1,750 screws install 500 sq. ft. of decking with framing at 16" on-center spacing.

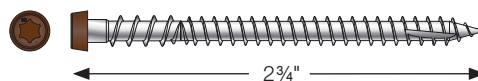
DCU — Type 305 Stainless Steel



Size	Length	Head Color	Bit Size	Deck Pack (350 ct.)	Contractor Bucket (1,750 ct.)
#10	2 3/4"	Brown 01	T20	DCU234P305BR01	DCU234MB305BR01
#10	2 3/4"	Brown 05	T20	DCU234P305BR05	DCU234MB305BR05
#10	2 3/4"	Gray	T20	DCU234P305GR	DCU234MB305GR
#10	2 3/4"	Gray 01	T20	DCU234P305GR01	DCU234MB305GR01
#10	2 3/4"	Gray 04	T20	DCU234P305FGR04	DCU234MB305GR04
#10	2 3/4"	Red	T20	DCU234P305RD	DCU234MB305RD
#10	2 3/4"	Red 01	T20	DCU234P305RD01	DCU234MB305RD01
#10	2 3/4"	Tan	T20	DCU234P305TN	DCU234MB305TN
#10	2 3/4"	Tan 01	T-0	DCU234P305TN01	DCU234MB305TN01
#10	2 3/4"	Tan 02	T20	DCU234P305TN02	DCU234MB305TN02
#10	2 3/4"	Tan 03	T20	DCU234P305TN03	DCU234MB305TN03

Replacement bit: BIT20T-2-RC3.

DCU — Type 316 Stainless Steel



Collated for Quik Drive® Systems				
Size	Length	Head Color	Bit Size	Box (1,000 ct.)
#10	2 3/4"	Brown 01	T20	DCU234S316BR01
#10	2 3/4"	Brown 05	T20	DCU234S316BR05
#10	2 3/4"	Gray	T20	DCU234S316GR
#10	2 3/4"	Gray 01	T20	DCU234S316GR01
#10	2 3/4"	Gray 04	T20	DCU234S316GR04
#10	2 3/4"	Red	T20	DCU234S316RD
#10	2 3/4"	Red 01	T20	DCU234S316RD01
#10	2 3/4"	Tan	T20	DCU234S316TN
#10	2 3/4"	Tan 01	T20	DCU234S316TN01
#10	2 3/4"	Tan 02	T20	DCU234S316TN02
#10	2 3/4"	Tan 03	T20	DCU234S316TN03



Quik Drive installation of DCU screws.

Replacement bit: BITTX20-RC10.




We Have a Match for Any Deck Board

Deck-Drive™ DWP WOOD SS Screw

Designed for Use in Decks, Docks, Boardwalks; Finishing, Millwork and Trim

The Deck-Drive DWP Wood SS screw is available in sizes and lengths to provide a solution for almost any exterior wood-to-wood fastening application. The DWP Wood SS was designed to provide fast, easy installations in high-exposure environments, so you can truly build to withstand the elements. Available in corrosion-resistant Type 316 stainless steel and Type 305, the DWP Wood SS is great for general exterior wood construction where extra corrosion resistance and long-lasting quality are critical. Now available: new sizes of the Tan 03 painted-head versions to blend with popular hardwood decking.



Now available: New sizes of the Tan 03 painted-head versions to blend with popular hardwood decking.

This painted-head screw is available in bulk for hand-drive installation.

*Based on test results indicating the DWP screw requires up to 35% less measured installation torque than other wood screws.

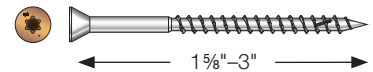


6-lobe drive bit included

6-lobe drive helps prevent driver-bit cam-out, resulting in easier driving and extended bit life

Painted-head versions provide a less noticeable fastener

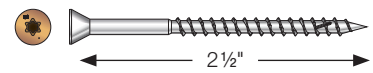
DWP — Type 316 Stainless Steel, Trim Head



Size	Length	Head Color	Head Diameter (in.)	Bit Size	Deck Pack (350 ct.)	Contractor Bucket (1,750 ct.)
#7	1 5/8"	Tan 03	0.23	T15	T07162WJI	T07162WCI
#7	2 1/4"	Tan 03	0.23	T15	T07225WJI	T07225WCI
#7	3"	Tan 03	0.23	T15	T07300WJI	T07300WCI

Replacement bit: BIT15T-2-RC3.

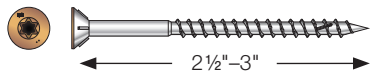
DWP — Type 305 Stainless Steel, Trim Head



Size	Length	Head Color	Head Diameter (in.)	Bit Size	Deck Pack (350 ct.)	Contractor Bucket (1,750 ct.)
#8	2 1/2"	Tan 03	0.25	T20	S08250WJI	S08250WCI

Replacement bit: BIT20T-2-RC3.

DWP — Type 305 Stainless Steel, Flat Head



Size	Length	Head Color	Head Diameter (in.)	Bit Size	Deck Pack (350 ct.)	Contractor Bucket (1,750 ct.)
#10	2 1/2"	Tan 03	0.34	T25	S10250WJI	S10250WCI
#10	3"	Tan 03	0.34	T25	S10300WJI	S10300WCI

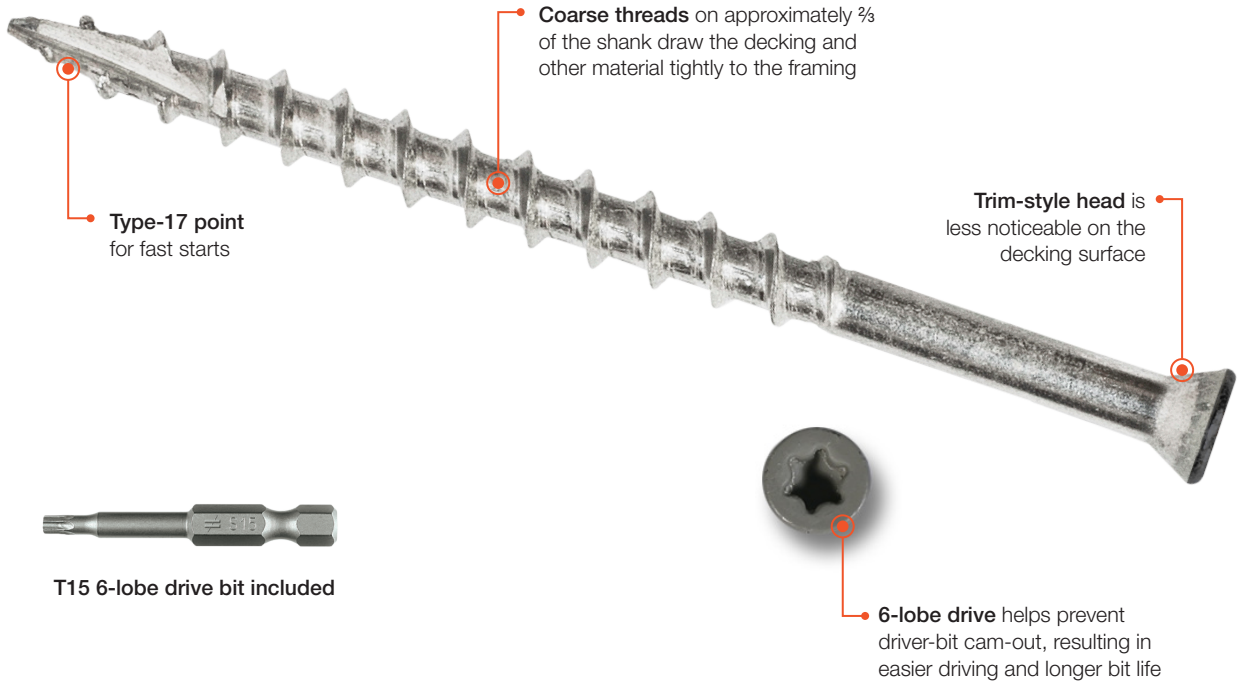
Replacement bit: BIT25T-2-RC3.

We Have a Match for Any Deck Board

Trim-Head Screw

Designed for PVC Deck and Trim Materials

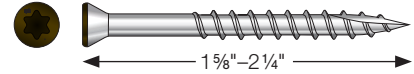
The trim-head decking screws are available in stainless steel for superior corrosion resistance in marine or high-exposure environments where PVC decks are being installed. Trim-head deck screws provide a clean finish because of their special head design and are available with painted heads in 13 colors, matched to blend with most major PVC decking manufacturers. The Type 305 stainless-steel painted-head fasteners (square-drive trim-head version) are also available collated for the Quik Drive® auto-feed screw driving system.



T15 6-lobe drive bit included



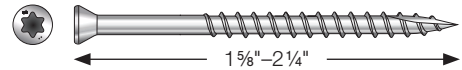
We Have a Match for Any Deck Board



Trim Head — Type 316 Stainless Steel

Trim-Head Screw — 6-Lobe Drive								Clamshell	Deck Pack	Contractor Pack
Size	Length	Head Dia.	Head Color	Bit Size	Approx. Count per lb.	1 lb. Model No.	5 lb. Model No.	(70 ct.)	(350 ct.)	(1,750 ct.)
#7	1 5/8"	0.23"	Brown 01	T15	—	—	—	T07162FT70BR01	T07162FTPBR01	—
#7	1 5/8"	0.23"	Gray	T15	—	—	—	T07162FT70GR	T07162FTPGR	—
#7	1 5/8"	0.23"	Gray 01	T15	—	—	—	T07162FT70GR01	T07162FTPGR01	—
#7	1 5/8"	0.23"	Tan	T15	—	—	—	T07162FT70TN	T07162FTPNTN	—
#7	1 5/8"	0.23"	Tan 02	T15	—	—	—	T07162FT70TN02	T07162FTPNTN02	—
#7	1 5/8"	0.23"	Tan 03	T15	—	—	—	T07162FT70TN03	T07162FTPNTN03	—
#7	1 5/8"	0.23"	White	T15	195	T07162FT1WH01	T07162FT5WH01	T07162FT70WH01	T07162FTPWH01	—
#7	2 1/4"	0.23"	Brown 01	T15	—	—	—	T07225FT70BR01	T07225FTPBR01	T07225FTBBR01
#7	2 1/4"	0.23"	Brown 05	T15	—	—	—	T07225FT70BR05	T07225FTPBR05	T07225FTBBR05
#7	2 1/4"	0.23"	Gray	T15	—	—	—	T07225FT70GR	T07225FTPGR	T07225FTBGR
#7	2 1/4"	0.23"	Gray 01	T15	—	—	—	T07225FT70GR01	T07225FTPGR01	T07225FTBGR01
#7	2 1/4"	0.23"	Gray 03	T15	—	—	—	T07225FT70GR03	T07225FTPGR03	T07225FTBGR03
#7	2 1/4"	0.23"	Gray 04	T15	—	—	—	T07225FT70GR04	T07225FTPGR04	T07225FTBGR04
#7	2 1/4"	0.23"	Red 01	T15	—	—	—	T07225FT70RD01	T07225FTPRD01	T07225FTBRD01
#7	2 1/4"	0.23"	Tan	T15	—	—	—	T07225FT70TN	T07225FTPNTN	T07225FTBTN
#7	2 1/4"	0.23"	Tan 01	T15	—	—	—	T07225FT70TN01	T07225FTPNTN01	T07225FTBTN01
#7	2 1/4"	0.23"	Tan 02	T15	—	—	—	T07225FT70TN02	T07225FTPNTN02	T07225FTBTN02
#7	2 1/4"	0.23"	Tan 03	T15	—	—	—	T07225FT70TN03	T07225FTPNTN03	T07225FTBTN03
#7	2 1/4"	0.23"	Tan 04	T15	—	—	—	T07225FT70TN04	T07225FTPNTN04	T07225FTBTN04
#7	2 1/4"	0.23"	White	T15	138	T07225FT1WH01	T07225FT5WH01	T07225FT70WH01	T07225FTPWH01	T07225FTBWH01

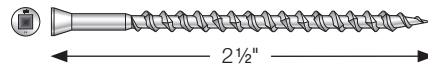
Replacement bit: BIT15T-2-RC3.



Trim Head — Type 305 Stainless Steel

Trim-Head Screw — 6-Lobe Drive								Clamshell	Deck Pack	Contractor Pack
Size	Length	Head Dia.	Head Color	Bit Size	Approx. Count per lb.	1 lb. Model No.	5 lb. Model No.	(70 ct.)	(350 ct.)	(1,750 ct.)
#7	1 5/8"	0.23"	White	T15	195	S07162FT1WH01	S07162FT5WH01	S07162FT70WH01	S07162FTPWH01	S07162FTBWH01
#7	2 1/4"	0.23"	Brown 01	T15	—	—	—	—	S07225FTPBR01	S07225FTBBR01
#7	2 1/4"	0.23"	Brown 05	T15	—	—	—	—	S07225FTPBR05	S07225FTBBR05
#7	2 1/4"	0.23"	Gray	T15	—	—	—	—	S07225FTPGR	S07225FTBGR
#7	2 1/4"	0.23"	Gray 01	T15	—	—	—	—	S07225FTPGR01	S07225FTBGR01
#7	2 1/4"	0.23"	Gray 03	T15	—	—	—	—	S07225FTPGR03	S07225FTBGR03
#7	2 1/4"	0.23"	Gray 04	T15	—	—	—	—	S07225FTPGR04	S07225FTBGR04
#7	2 1/4"	0.23"	Red 01	T15	—	—	—	—	S07225FTPRD01	S07225FTBRD01
#7	2 1/4"	0.23"	Tan	T15	—	—	—	—	S07225FTPNTN	S07225FTBTN
#7	2 1/4"	0.23"	Tan 01	T15	—	—	—	—	S07225FTPNTN01	S07225FTBTN01
#7	2 1/4"	0.23"	Tan 02	T15	—	—	—	—	S07225FTPNTN02	S07225FTBTN02
#7	2 1/4"	0.23"	Tan 03	T15	—	—	—	—	S07225FTPNTN03	S07225FTBTN03
#7	2 1/4"	0.23"	Tan 04	T15	—	—	—	—	S07225FTPNTN04	S07225FTBTN04
#7	2 1/4"	0.23"	White	T15	138	S07225FT1WH01	S07225FT5WH01	S07225FT70WH01	S07225FTPWH01	S07225FTBWH01


Replacement bit: BIT15T-2-RC3.



Trim Head — Type 305 Stainless Steel, Collated

Collated for Quik Drive® Systems					
Size	Length	Head Dia.	Head Color	Square Drive Bit Size	Contractor Pack (1,000 ct.)
#7	2 1/2"	0.25"	Brown 01	#2	DTH212S305BR01
#7	2 1/2"	0.25"	Brown 05	#2	DTH212S305BR05
#7	2 1/2"	0.25"	Gray	#2	DTH212S305GR
#7	2 1/2"	0.25"	Gray 01	#2	DTH212S305GR01
#7	2 1/2"	0.25"	Gray 03	#2	DTH212S305GR03
#7	2 1/2"	0.25"	Gray 04	#2	DTH212S305GR04
#7	2 1/2"	0.25"	Red 01	#2	DTH212S305RD01
#7	2 1/2"	0.25"	Tan	#2	DTH212S305TN
#7	2 1/2"	0.25"	Tan 01	#2	DTH212S305TN01
#7	2 1/2"	0.25"	Tan 02	#2	DTH212S305TN02
#7	2 1/2"	0.25"	Tan 03	#2	DTH212S305TN03
#7	2 1/2"	0.25"	Tan 04	#2	DTH212S305TN04

Replacement bit: BIT2S-RC10.



Quik Drive installation of deck screws.