

# Sterile Kits

## External Fixation

Indications for

- Tibia
- Pelvis
- Ankle
- Wrist



# System Highlights

- \* **Designed for Quick and Easy Application in Trauma Situations**

Allows adequate time for pre-op planning, managing soft-tissue concerns, and poly-trauma treatment.

- \* **Perfect for high-energy injuries in the middle of the night**

Sterile kits are ready for immediate use.

- \* **Patented “Snap Fit” Hoffmann II components**

Our unique system allows the surgeon to quickly build and apply the frame, and reduce the fracture while the fixator is in place.

- \* **Suited for Disaster Planning**

The double-tray Tyvek® lid system permits a 5 year shelf-life.


- \* **Full instrumentation and Apex Pins are included in the systems**

Everything the surgeon needs is in the kit including our renown Apex® Half Pins and complete operative technique.


**Hoffmann® II Sterile Military Kit**




**Hoffmann® II Sterile Ankle Stabilization Kit**



**Hoffmann® II Sterile Tibia Kit**



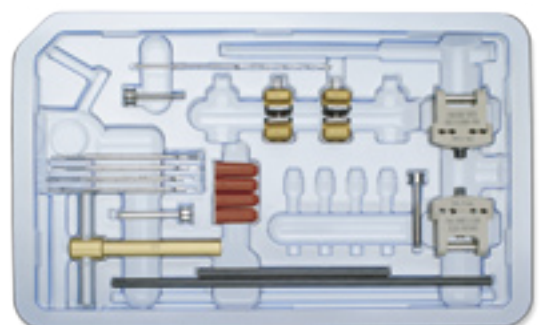
**Hoffmann® II Sterile Pelvic Kit**



**Monotube® Triax Wrist Kit**



**Hoffmann® II Compact Sterile Peri-Articular Wrist Kit**



# Kit Contents

## Hoffmann® II Sterile Tibia Kit

Catalog Number: 4920-9-860



### The Kit includes:

- 4** 8/8mm Rod-to-Rod Coupling
- 2** Multi-Pin Clamp
- 4** 30° Angled Post
- 2** ø8mm x 300mm Carbon Connecting Rod
- 4** ø5mm x 150mm x 40mm Self-Drilling Apex Pin
- 4** Pin Cap
- 1** 7mm T-Wrench/5mm Pin Driver
- 1** Soft-Tissue Protector

## Hoffmann® II Sterile Pelvic Kit (Offered with ø4mm or ø5mm Apex® Half Pins)

Catalog Number:

4920-9-840 (ø4mm Apex® Half Pins)

4920-9-850 (ø5mm Apex® Half Pins)



### The Kit includes:

- 2** Pelvic Clamp
- 8** 8/8mm Rod-to-Rod Coupling
- 2** ø8mm x 300mm Carbon Connecting Rod
- 4** ø8mm x 350mm Carbon Connecting Rod
- 6** Blunt Apex Pin
- 6** Pin Cap
- 1** #10 Scalpel
- 1** 7mm T-Wrench/Pin Driver
- 1** Soft Tissue Protector
- 1** Spanner Wrench
- 2** ø2mm x 285mm K-Wire
- 1** Drill
- 1** Drill Sleeve
- 1** Drill Brace

# Kit Contents

## Hoffmann® II Sterile Ankle Stabilization Kit

Catalog Number: 4920-9-870



### The Kit includes:

- 2** 8/8mm Rod-to-Rod Coupling
- 2** 4-5/8mm Pin-to-Rod Coupling
- 2** Multi-Pin Clamp
- 2** 30° Angled Post
- 2** ø8mm x 250mm Carbon Connecting Rod
- 4** ø5mm x 150mm x 40mm Self-Drilling Apex Pin
- 4** Pin Cap
- 1** 7mm T-Wrench/5mm Pin Driver
- 1** Soft-Tissue Protector

---

## Hoffmann® II Sterile Military Kit

Catalog Number: 4920-9-940



### The Kit includes:

- 2** Multi-Pin Clamp
- 4** ø5mm x 180mm x 50mm Self-Drilling Apex Pin
- 2** 30° Angled Post
- 2** 8/8mm Rod-to-Rod Coupling
- 1** ø8mm x 400mm Carbon Connecting Rod
- 1** Pin Driver/Drill Brace Assembly
- 1** #10 Scalpel

# Kit Contents

## Hoffmann® II Compact Sterile Wrist Kit

Catalog Number: 4940-9-820

### The Kit includes:

- 4 5/5mm Rod-to-Rod Coupling
- 2 Multi-Pin Clamp
- 4 30° Angled Post
- 2 ø5mm x 200mm Carbon Connecting Rod
- 4 ø3mm x 80mm x 15mm Self-Drilling Apex Pin
- 4 Pin Cap
- 1 5mm T-Wrench/3mm Pin Driver
- 1 ø2.2mm Drill
- 1 Drill Sleeve
- 1 Soft Tissue Protector



## Hoffmann® II Compact Sterile Peri-Articular/Support Wrist Kit

Catalog Number: 4940-9-830

### The Kit includes:

- 2 5/5mm Rod-to-Rod Coupling
- 2 Peri-Articular Clamp
- 1 ø5mm x 200mm Carbon Connecting Rod
- 1 ø5mm x 100mm Carbon Connecting Rod
- 4 ø3mm x 80mm x 15mm Self-Drilling Apex Pin
- 4 Pin Cap
- 1 5mm T-Wrench/3mm Pin Driver
- 1 ø2.2mm Drill
- 1 Drill Sleeve
- 2 Pin Sleeve



**Peri-Articular Frame**



**Support Frame**

The support frame offers additional fracture stability. Primary stable internal fixation is required.

## Monotube® Triax Wrist Kit

Catalog Number: 5150-9-960

### The Kit includes:

- 2 Multi-Pin Clamp
- 1 ø15mm x 200mm Carbon Connecting Rod
- 4 ø3mm x 80mm x 20mm Self-Drilling Apex Pin
- 1 Soft-Tissue Protector
- 1 T-Wrench/5mm Pin Driver



# Kit Contents

## Sterile Apex® Pins

These sterile-packed Apex® pins are a quick and easy way to add stability to the fixator. Having these ready-to-use pins available in surgery is beneficial when there is no time to waste.



## Available Sterile Half Pins

REF	Description	Diameter	Thread/Total Length	
50385080S	Self-Drilling/Self-Tapping	3mm	20mm	80mm
50235120S	Self-Drilling/Self-Tapping	4mm	35mm	120mm
50235150S	Self-Drilling/Self-Tapping	4mm	40mm	150mm
50236150S	Self-Drilling/Self-Tapping	4mm	50mm	150mm
50236180S	Self-Drilling/Self-Tapping	4mm	50mm	180mm
50304250S	Transfixing	4mm	40mm	250mm
50185150S	Self-Drilling/Self-Tapping	5mm	40mm	150mm
50186150S	Self-Drilling/Self-Tapping	5mm	50mm	150mm
50186180S	Self-Drilling/Self-Tapping	5mm	50mm	180mm

## Sterile Apex® ø5mm Drill Brace/7mm Nut Wrench Kit

Catalog Number: 4920-9-880

This 2-in-1 instrument allows the surgeon manually insert a ø5mm Apex® Pin, and tighten 7mm nuts on the Hoffmann® II clamps and couplings. It is especially well suited to work with the Sterile Tibia and Ankle Stabilization Kits.



# System Highlights

## Self-drilling Apex® Pins

### Apex® Cutting Technology

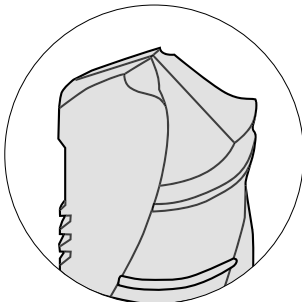
The Apex® Pin Fixation System uses an advanced cylindrical thread profile that is designed to improve anchorage and pull-out resistance.

- \* **Apex One Step Pins have a tip design, that provides optimal cutting conditions during the drilling phase.**
- \* **A U-shaped thread increases contact with the bone by over 30% and optimises the stress distribution in the bone by reducing radial cortical tension.**
- \* **A unique double helical flute creates homogenous thread profiles and evacuates bone chips to the rear.**

These design features have significantly reduced insertion time and temperature, and have improved anchorage conditions. The axial force and the torque required to insert the pins have also been significantly reduced.\*

The advanced cutting technology combined with the advanced design of the tip of the pin allows high cutting performances with an optimal bone debris removal.


This combination provides a positive influence on the following parameters which are of vital importance for pin stability:



- \* **Lower insertion forces**
- \* **Lower friction between bone and metal during pin insertion**
- \* **Lower insertion temperature**
- \* **Lower rate of bone necrosis**
- \* **Higher pin stability**

Pin stability is vital to the success of external fixation because, whatever the external fixation components and whatever the frame constructions, if the pin stability is not good a stable frame construction cannot be reached.

\* Data on file at Stryker® Orthopaedics



---

**Joint Replacements**

---

**Trauma**

---

**Spine**

---

**Micro Implants**

---

**Orthobiologics**

---

**Instruments**

---

**Interventional Pain**

---

**Navigation**

---

**Endoscopy**

---

**Communications**

---

**Patient Handling Equipment**

---

**EMS Equipment**

Bohnackerweg 1  
CH-2545 Selzach  
Switzerland

[www.trauma.stryker.com](http://www.trauma.stryker.com)

The information presented in this brochure is intended to demonstrate a Stryker product. Always refer to the package insert, product label and/or user instructions before using any Stryker product. Products may not be available in all markets. Product availability is subject to the regulatory or medical practices that govern individual markets. Please contact your Stryker representative if you have questions about the availability of Stryker products in your area.

Products referenced with <sup>™</sup> designation are trademarks of Stryker.  
Products referenced with <sup>®</sup> designation are registered trademarks of Stryker.

Literature Number: 5075-1-010  
LOT B3704

Copyright © 2004 Stryker  
Printed in Germany