



2019 OREGON STATE REGIONAL GUIDE



Table Of Contents

Oregon State Baseball 2019 NCAA Regional Guide

Page	Topic
2	Oregon State Information
2	Oregon State NCAA Regional Notes
3	Oregon State Roster

The Team

Page	Topic
4	Interim Head Coach Pat Bailey
6	Assistant Coach Ryan Gipson
6	Assistant Coach Andy Jenkins
7	Assistant Coach Nate Yeskie
9	Coaching/Support Staff
10	Player Bios
26	Career Statistics

2019 Season

Page	Topic
29	Overall Statistics
30	Pac-12 Only Statistics
31	Non-Conference Statistics
32	Game-By-Game Results
33	At A Glance/Beavers In The Rankings
34	Home Run Breakdown
35	Honors
36	Offensive Breakdown
37	Pitching Breakdown
38	Pitchers Appearances
40	Lineup By Order
41	Lineup By Position
42	Superlatives/The Last Time
43	Updated Single-Season Records
44	Updated Career Records
45	Home Statistics
46	Road Statistics
47	Neutral-Site Statistics
48	February Statistics
49	March Statistics
50	April Statistics
51	May Statistics
52	Box Scores

Oregon State Postseason History

Page	Topic
66	2018 National Champions
68	2017 Trio To Omaha
70	2013 Trip To Omaha
72	2007 National Champions
74	2006 National Champions
76	2005 Trip To Omaha
78	1952 Trip To Omaha
79	Postseason Review
80	All-Time OSU Postseason Results
82	Postseason Honors
83	Oregon State Postseason Superlatives



Oregon State 2019 NCAA Regional Guide

The 2019 Oregon State University Corvallis Regional Guide was designed, written, and produced by Hank Hager of the Oregon State Athletic Communications Office. Photo credits include Karl Maasdam, Scobel Wiggins, Dave Nishitani, Rich Heins and MLB and MiLB clubs.

2019 OREGON STATE BASEBALL

OREGON STATE FACTS/NOTES

Twitter.com/BeaverBaseball
Instagram.com/BeaverBaseball
Facebook.com/OregonStateBaseball

Oregon State Facts

Location	Corvallis, Oregon
Enrollment	31,904
Founded	1868
President	Dr. Edward Ray
VP/Athletic Director	Scott Barnes
Colors	Orange and Black
Nickname	Beavers
Affiliation	NCAA Division I
Conference	Pac-12
University website	www.oregonstate.edu
Athletics website	www.osubeavers.com

Baseball

Interim Head coach	Pat Bailey (1st year)
Record at OSU	None
OSU winning percentage	None
Career record	389-176-1 (13 years)
Career winning percentage	.688
Assistant Coaches	Ryan Gipson (1st year) Andy Jenkins (7th year) Nate Yeskie (11th year)
Director of operations	Jake Rodriguez
Rodriguez office	(541) 737-0598
Athletic Trainer	Jeremy Ainsworth
Strength & Conditioning Coach	Chris Anderson

2019 Season

2019 overall record	36-18-1
Home record	17-10
Road record	9-7
Neutral record	10-1-1
2019 Pac-12 record	21-8 (3rd place)

2019 Pre-Season

Lettermen returning/lost	22/8
Position players	12/6
Pitchers	10/2
Starters returning/lost	3/6
All-conference returning/lost	3/6
All-Americans returning/lost	3/4
First varsity season	1907
All-time record	2,420-1,487-18 (.619)

Goss Stadium At Coleman Field

Ballpark	Goss Stadium at Coleman Field
Opened (capacity)	1907 (3,315)
Left field	330 ft. (14-ft. fence)
Left-centerfield	365 ft. (8-ft. fence)
Center field	400 ft. (8-ft. fence)
Right-centerfield	365 ft. (8-ft. fence)
Right field	330 ft. (8-ft. fence)
Press box phone	(541) 737-7475

Radio

Radio	Beaver Sports Network
Online radio	Beaver Nation Online (osubeavers.com)
Primary Play-By-Play	Mike Parker

Beavers In The Postseason

Oregon State has advanced to the 2019 postseason for the 19th time in school history. The Beavers are the top seed at the Corvallis Regional, and No. 16 overall. Oregon State is hosting No. 2 Creighton, No. 3 Michigan and No. 4 Cincinnati. The Beavers are hosting after finishing the regular season with a 36-18-1 record and 21-8 mark in Pac-12 Conference play.

Postseason History

Oregon State is making its 19th visit to the postseason since the program's first season in 1907. The Beavers carry a 69-37 (.651) postseason record into the regional. The Beavers are 36-21 in NCAA Regional games (.632), including an 21-2 mark at Goss Stadium. OSU is 31-11 (.738) in NCAA Regional games since the NCAA adopted the current postseason format.

Against The Corvallis Regional

Oregon State will be meeting Cincinnati for the first time. The Beavers, meanwhile, are 3-0 all-time against Creighton, last beating the Blue Jays 5-1 at the 2011 Corvallis Regional. Oregon State is 2-0 versus Michigan, beating the Wolverines in two games at the 2007 Corvallis Super Regional, 1-0 and 8-2.

The Corvallis Regional, Historically

Oregon State is hosting its 10th NCAA Regional, and the eighth since the NCAA expanded to 64 teams in 1999. The Beavers are hosting an NCAA Regional for the third consecutive season, a first for the program. Oregon State has previously hosted in back-to-back seasons three times: in 2005 and 2006 and then 2013 to 2014. OSU hosted in 2017 and 2018 as well, going a combined 6-0 in the first round of NCAA postseason play.

Rutschman's Season

Adley Rutschman has sat in the top five in batting average and on-base percentage nationally for most of the season. He also leads the nation with 73 walks, which has set the Oregon State single-season record and is the fifth-most ever by a Pac-12 Conference player. Rutschman, who has been labeled as the No. 1 draft prospect in 2019 by multiple organizations, is a semifinalist for the Golden Spikes Award, the Dick Howser Trophy and the Buster Posey Award.

The Bullpen

The Oregon State bullpen has been stellar this season, posting a 1.70 earned run average in 222 innings of work. The 'pen has struck out 242 batters to 95 walks and opponents have posted just 140 hits. Opponents have a .184 batting average against. Ten different Beavers have appeared in relief in 2019, and each has an ERA of 2.66 or less. Six of the 10 are under 2.00.

Home Attendance

Oregon State has one of the best home field advantages in the country thanks to an incredible fanbase. The Beavers have averaged 3,686 fans per game this season, which is the 15th-best mark nationally and would set the Oregon State single-season record. Oregon State has totaled 99,519 in attendance this season, putting the Beavers just 481 shy of hitting the 100,000 plateau for the third consecutive season. The 2018 Beavers set the single-season record with 111,427, averaging 3,594 per home date.

Bailey In The Postseason

Interim head coach Pat Bailey has advanced to his 10th postseason appearance with Oregon State and 18th all-time. He guided George Fox to eight postseason appearances - two at the NAIA level and six at NCAA Division III. He guided the Bruins to the 2004 NCAA Division III National Championship.

Since 2017

The 2019 season has continued the best three-year stretch in program history. Oregon State is 147-36-2 (.797) since the 2017 season. The Beavers have been ranked in every week by ever major poll (six in all) during that stretch. Oregon State is one of four programs to host an NCAA Regional in 2017, 2018 and 2019: Stanford, Arkansas and Texas Tech are the other three teams.

Third In The Pac-12

Oregon State finished in third place in Pac-12 Conference action at 21-8. The Beavers won 20 or more games for the third consecutive season. Both Oregon State and Stanford are the only Pac-12 teams to win 20 or more for three consecutive seasons since the then-Pac-10 unified prior to the 1999 season.

No.	Pitchers	Pos.	B/T	Yr.	Ht.	Wt.	Hometown	Previous School
23	Abel, Kevin	RHP	R/R	So.	6-2	195	San Diego, Calif.	Madison
24	Burns, Nathan	RHP	R/R	So.	6-2	180	West Bend, Wis.	West Bend West
34	Chamberlain, Christian	LHP	L/L	So.	5-10	172	Reno, Nev.	Reno
37	Eisert, Brandon	LHP	L/L	Jr.	6-2	206	Beaverton, Ore.	Aloha
26	Fehmel, Bryce	RHP	R/R	Sr.	6-2	205	Agoura Hills, Calif.	Agoura Hills
22	Gambrell, Grant	RHP	L/R	Jr.	6-4	225	Clovis, Calif.	Buchanan
38	Mulholland, Jake	LHP	L/L	Jr.	6-2	205	Snohomish, Wash.	Snohomish
25	Mundt, Joey	RHP	R/R	Fr.	6-5	216	Hughson, Calif.	Central Catholic
49	Pearce, Dylan	RHP	L/R	Sr.	5-10	170	Central Point, Ore.	Crater/Southwestern Oregon CC
19	Pfennigs, Jake	RHP	R/R	Fr.	6-7	205	Post Falls, Idaho	Post Falls
29	Soulages, Bret	RHP	R/R	Fr.	6-5	207	Alamo, Calif.	San Ramon Valley
12	Tweedt, Sam	RHP	R/R	RSr.	6-3	215	Salem, Ore.	South Salem
32	Verburg, Mitchell	RHP	R/R	RSO.	6-3	195	Lake Oswego, Ore.	Lake Oswego
11	Walling, Andrew	LHP/IF	L/L	Fr.	6-3	210	Longview, Wash.	R.A. Long

No.	Catchers	Pos.	B/T	Yr.	Ht.	Wt.	Hometown	Previous School
17	Claunch, Troy	C	R/R	So.	6-0	200	Vacaville, Calif.	Vacaville
35	Rutschman, Adley	C/IF	S/R	Jr.	6-2	216	Sherwood, Ore.	Sherwood
30	Zalesky, Zack	C/OF	L/R	RSO.	5-10	195	Corvallis, Ore.	Corvallis

No.	Infielders	Pos.	B/T	Yr.	Ht.	Wt.	Hometown	Previous School
9	Armstrong, Andy	IF	R/R	Jr.	5-10	175	Salem, Ore.	West Salem
15	Dukart, Jake	IF	L/R	Fr.	6-2	185	Lake Oswego, Ore.	Lake Oswego
3	Gretler, Matthew	IF	R/R	Fr.	6-0	188	Bonney Lake, Wash.	Bonney Lake
2	Harvey, Jake	IF	R/R	Fr.	5-11	178	Kennewick, Wash.	Southridge
7	Malone, Tyler	IF/OF	L/R	Jr.	5-11	200	Roseville, Calif.	Woodcreek
44	McGarry, Alex	IF/OF	L/L	RSO.	6-2	205	Vancouver, Wash.	Columbia River/Tacoma CC
1	McMahan, Kyler	IF/OF	R/R	So.	5-10	174	Seattle, Wash.	Lynnwood
28	Meckler, Wade	IF	S/R	Fr.	5-9	168	Yorba Linda, Calif.	Esperanza
13	Mendazona, George	IF	L/R	RSO.	6-0	187	Redmond, Ore.	Ridgeview
18	Ober, Ryan	IF	R/R	So.	5-11	185	Snohomish, Wash.	Glacier Park
4	Philip, Beau	IF	R/R	Jr.	6-0	190	Sacramento, Calif.	Oak Ridge/San Joaquin Delta College
16	Taylor, Zak	IF/C	R/R	Sr.	6-2	215	Sherwood, Ore.	Sherwood

No.	Outfielders	Pos.	B/T	Yr.	Ht.	Wt.	Hometown	Previous School
40	Booth, Carter	OF	R/R	Fr.	6-0	192	Mill Creek, Wash.	Henry M. Jackson
6	Casey, Joe	OF	L/L	RSO.	6-1	175	Corvallis, Ore.	Crescent Valley
20	Clayton, Zach	OF	R/R	So.	6-2	215	Oconomowoc, Wis.	Oconomowoc
36	Fuchs, Greg	OF	L/R	Fr.	6-1	205	Mercer Island, Wash.	Mercer Island
33	Jones, Preston	OF	R/R	Jr.	6-0	198	Vancouver, Wash.	Mountain View
14	Willy, Elliot	OF	R/R	RSO.	6-1	194	Bend, Ore.	Bend

Coaches And Support Staff

27 Pat Bailey	Interim Head Coach (1st year/12th Overall)
10 Ryan Gipson	Assistant Coach (1st year)
8 Andy Jenkins	Assistant Coach (8th year)
21 Nate Yeskie	Assistant Coach (11th year)
Parker Berberet	Undergraduate Assistant Coach (1st year)
Ryan Gorton	Undergraduate Assistant Coach (2nd year)
Bill Rowe	Undergraduate Assistant Coach (2nd year)
Jake Rodriguez	Director of Operations
Tyler Graham	Director of Player Development
Chris Anderson	Strength & Conditioning Coach
Jeremy Ainsworth	Athletic Trainer
Max Anderson	Manager
Robert Backus	Manager
Brad Brown	Manager
Patrick Durbin	Manager
Randy Le	Manager
James Marshall	Manager
Eric McLaughlin	Manager
Casey Mitchell	Manager
Max Pittmon	Manager
Mitchell Rose	Manager
Connor Yegge	Manager

Pronunciation Guide

Jake Dukart	Doo-kart
Brandon Eisert	IE-sert
Bryce Fehmel	Fem-UL
Greg Fuchs	Fewks
Joey Mundt	Muhnt
Jake Pfennigs	Fen-igs
Adley Rutschman	Rutch-man
Bret Soulages	Sue-lodge
Sam Tweedt	Tweet
Mitchell Verburg	VER-berg
Nate Yeskie	Yes-KEY



PAT BAILEY

Interim Head Coach

1st Year • 12th Year Overall

389-176-1 (13 years)

#27

Idaho, '78

Pat Bailey was named Oregon State's interim head coach on Sept. 6, 2018 after 11 years as an assistant and associate head coach.

In 2019, his first season at the helm of the program, Bailey guided the Beavers to a 36-18-1 regular season overall record and 21-8 mark in Pac-12 Conference play. Oregon State finished third in the conference, just a game back of second place.

In 12 years with the Beavers, Bailey has helped the program to the 2018 national championship, three trips to Omaha and 2019 is his 10th overall postseason appearances.

He joined the program as an assistant coach in 2008 and was promoted to associate head coach in October 2013.

Oregon State has posted a winning record in each of Bailey's 12 seasons, and in the last three seasons alone, has posted a 146-36-2 overall record (.799).

He is a two-time national championship coach after guiding George Fox to an NCAA Division III title in 2004.

Bailey coached the Bruins for 12 seasons, amassing a 353-158 record, winning six conference championships. He was named the National Coach of the Year in 2004 and was selected as the Northwest Conference's Coach of the Year eight times.

- Oregon State is 496-205-3 (.707) in Bailey's 12 seasons in Corvallis. Overall, he has coached at the collegiate level for 23 seasons, tallying a 813-345-2 (.702) record.

- The Beavers have recorded six 40-win seasons during Bailey's tenure. Oregon State won a school-record 56 games in 2017, and followed that up with a 55-victory year in 2018 en route to the national title.

- Oregon State has posted winning percentages of at least .600 in all but two of his seasons. Additionally, the Beavers have finished with a winning percentage of at least .800 three times - 2013 (.800), 2017 (.903) and 2018 (.816).

- In 2012, Bailey was a recipient of the American Baseball Coaches Association (ABCA) Ethics in Coaching Award. The award is given annually to one or two coaches who "represent the highest standards in sportsmanship, integrity, character and ethics."

- Bailey has helped oversee the team's academic efforts.
- In addition to the on field success, the Beavers have been recognized for their work in the classroom, both nationally and within the Pac-12 Conference.

- Oregon State is one of just 15 teams nationally - and the only club from the Pac-12 to earn the American Baseball Coaches Association (ABCA) Academic Excellence Award in the three years - 2016, 2017, 2018 - it has been in existence.

- The Beavers have led the Pac-12 in each of the last two years with 16 student-athletes named Pac-12 Conference All-Academic each year. Five players have been named first-team over that two-year stretch.

- Jack Anderson became the fourth player in school history to earn first-team all-academic honors in three consecutive seasons. He was also named the 2018 Pac-12 Scholar-Athlete of the Year, following Max Engelbrekt, who was recognized in 2017.

- Jake Thompson, who majored in economics, was named an Aca-

demic All-American in 2017, becoming the first Beaver to be recognized since Mitch Canham in 2007.

- The Oregon State offense had arguably its best season in school history in 2018, with Bailey playing a pivotal role in mentoring the team's hitters. The Beavers batted .321 as a team, set a school-record for doubles (151), home runs (67) and runs scored (518).

- Adley Rutschman became the first Beaver with 100 or more hits, totaling a Pac-12-best 102 in 2018. He also hit .408 on the year, just the sixth player in school history to finish at .400 or better. He ranks third all-time.

- Rutschman also set the Oregon State single-season record with 83 runs batted in.

- Trevor Larnach hit 19 home runs, the second-most ever by a Beaver. He was the first Oregon State player with 14 or more in a season since 1982.

- Bailey has overseen the team's outfielders since joining the program prior to the 2008 season. During his tenure, three outfielders have been named All-Americans, most recently Trevor Larnach in 2018. Jeff Hendrix earned the recognition in 2015, while Michael Conforto, currently with the New York Mets, became the first Beaver to be named an All-American in three different seasons - 2012, 2013 and 2014.

- At least one outfielder has been named an All-Pac-10 or All-Pac-12 selection in every season but one - 2011 - during Bailey's tenure. That includes 2014 when Hendrix, Conforto and Dylan Davis were all named First-Team. It was the first time in a decade that a Pac-12 team featured an entire outfield that was named first team.

- Conforto was one of the most successful players in Oregon State history, and became the first player in school history to be named the conference's Player of the Year in back-to-back seasons - 2013 and 2014. He had also been named the league's Freshman of the Year in 2012, additionally becoming the first Beaver to ever be named an All-American as a true freshman.

- Conforto was drafted 10th overall in 2014, at the time the highest selection in Oregon State history.

- Nine outfielders have been selected by MLB clubs since 2008, with five coming in the top-10 rounds. Daniel Robertson, who was taken in the 33rd round in 2008, spent four seasons at the Major League level from 2014-17, playing for Texas, the Los Angeles Angels of Anaheim, Seattle and Cleveland.

Bailey came to Oregon State prior to the 2008 season after spending 12 seasons at George Fox, winning a Division III national title with the Bruins in 2004.

Bailey compiled a 353-158 record - he is the winningest coach in school history - and earned National Coach of the Year honors after that 2004 national title. He was an eight-time Northwest Conference Coach of the Year honoree.

During Bailey's tenure, the Bruins won or shared eight Northwest Conference titles. George Fox advanced to the NCAA tournament six times and to the NAIA playoffs twice before moving to the NCAA.

- In 2004, Bailey's team became the first George Fox squad in any sport to win an NCAA national championship. The Bruins went 40-10 overall, setting a new single-season record for wins and tying the record for best winning percentage at .800.

College Education

Alma Mater: Idaho, 1978

Degree: Business Education

Masters: Oregon, 1983 (Education)

Playing Career

Collegiate: Idaho (1977-78)

North Idaho College (1975-76)

Personal

Hometown: Moscow, Idaho

High School: Moscow High

Wife: Susan

Children: Alex, Ann

- After tying for the 2004 NWC title, George Fox earned an at-large bid to the NCAA tournament. The Bruins swept through four games at the NCAA West Regional in Orange, Calif., and then posted a 5-1 record at the Division III World Series in Appleton, Wis., beating Eastern Connecticut State 6-3 in the championship game.

- Seven of Bailey's George Fox players signed professional contracts, including five members of the national championship team. His players earned 10 All-America honors and four Academic All-America honors.

- Bailey's Bruins ended the 2000 season ranked 26th per Collegiate Baseball. George Fox also ended 2003 ranked 14th before being ranked No. 1 after winning the title the following season. The Bruins were No. 30 in 2005 and 23rd in 2006.

Prior to his tenure at George Fox, Bailey served as the head coach at West Linn High School from 1985-91 and 1993-95. He moved to West Linn after guiding the Willamette High School program from 1978-84. He went 223-134 (.625) between the two spots.

Bailey also spent one season as an assistant coach at the University of Portland, in 1992.

Bailey earned his business education degree from the University of Idaho in 1978 and his master of education degree in educational administration from Oregon in 1983. Bailey earned two letters in baseball at Idaho and was the team captain.

Bailey graduated in 1974 from Moscow (Idaho) High School, where he played football, basketball and baseball, being named the baseball team's Most Valuable Player.

Bailey and his wife, Susan, have two children: son Alex, who played baseball for George Fox in 2003, and is married to Lucy; and daughter Ann. His daughter, Ann, is married to Collin Schneider and they have two children, Adlai and Evey. They are the owners of the Tried and True Coffee Shop in Corvallis.

Pat Bailey Year-By-Year

University of Portland

YEAR	POSITION	W-L	PCT.
1992	Assistant Coach	26-23-1	.530
Totals	1 Season	26-23-1	.530

George Fox College

YEAR	POSITION	W-L	PCT.
1996	Head Coach	25-16	.610
1997	Head Coach	29-14	.674
	Northwest Conference Champions		
1998	Head Coach	25-13	.658
1999	Head Coach	32-8	.800
	Northwest Conference Champions		
2000	Head Coach	31-8	.795
	Northwest Conference Champions		
2001	Head Coach	31-10	.756
2002	Head Coach	27-15	.642
	Northwest Conference Champions		
2003	Head Coach	31-13	.705
2004	Head Coach	40-10	.800
	National Champions		
	Northwest Conference Champions		
2005	Head Coach	32-12	.727
	Northwest Conference Champions		
2006	Head Coach	29-15	.659
	Northwest Conference Champions		
2007	Head Coach	30-11	.732
	Northwest Conference Champions		
Totals	12 Seasons	353-158	.691

Oregon State University

YEAR	POSITION	W-L	PCT.
2008	Assistant Coach	28-24	.538
2009	Assistant Coach	37-19	.661
2010	Assistant Coach	32-23	.581
2011	Assistant Coach	41-19	.691
2012	Assistant Coach	40-20	.667
2013	Assistant Coach	52-13	.800
	Pac-12 Champions		
2014	Associate Head Coach	45-14	.763
	Pac-12 Champions		
2015	Associate Head Coach	39-18-1	.681
2016	Associate Head Coach	35-19	.648
2017	Associate Head Coach	56-6	.903
	Pac-12 Champions		
2018	Associate Head Coach	55-12-1	.816
	National Champions		
2019	Interim Head Coach	36-18-1	.664
Totals	12 Seasons Overall	496-205-3	.707
	1 Season Head Coach	36-18-1	.664
Career	25 Seasons	875-386-4	.693

2012 American Baseball Coaches Association (ABCA) Ethics in Coaching Award
2006 Northwest Conference Coach of the Year
2005 Northwest Conference Coach of the Year
2004 NCAA Division III National Coach of the Year; American Baseball Coaches Association
2004 Northwest Conference Coach of the Year
2003 Northwest Conference Coach of the Year
2002 Northwest Conference Coach of the Year
2000 Northwest Conference Coach of the Year
1999 Northwest Conference Coach of the Year
1997 Northwest Conference Coach of the Year

Coaching Experience

Oregon State, Interim Head Coach (2018-pres.)
Oregon State, Assistant/Associate Coach (2007-18)
George Fox, Head Coach (1995-2007)
University of Portland, Assistant Coach (1992)
West Linn High School, Head Coach (1985-1991, 93-95)
Willamette High School, Head Coach (1978-1984)



RYAN GIPSON

Assistant Coach • 1st Year
#10
Oregon State, '06

Former infielder and 2006 national champion Ryan Gipson is in his first season as an assistant coach with Oregon State after joining the program in October 2018.

Gipson came back to Oregon State after four seasons as the head coach at Linn-Benton Community College, where, in 2018, he led the Roadrunners to a 42-4 overall record and 29-1 mark in conference play.

LBCC was 119-58 (.672) in his four seasons as head coach, including a 72-16 (.818) mark the past two years.

Gipson lettered for the Beavers in 2005 and 2006, helping guide Oregon State to back-to-back trips to Omaha, including a national championship.

He played in 79 career games, starting 66, and batted .270 with 10 doubles, a home run and 36 runs batted in.

In 2005, he led the then-Pac-10 with a .500 on-base percentage and was named All-Pacific-10 Conference Honorable Mention. He batted .330 that season, collecting six doubles, a triple and 22 RBI while stealing nine bases. The Beavers made their first of three consecutive trips to Omaha that season.

A Central Point, Ore., native, he played for Shasta Community College prior to his career at Oregon State. He hit .358 as a sophomore and .344 as a sophomore.

Gipson served as an undergraduate coach for Oregon State in 2011 and 2012, then spent two seasons as an assistant coach at Dixie State in Utah. He graduated from Oregon State in 2006 with a bachelor's of science in sociology.

Gipson is married to the former Ali Martin and the couple has two children, a daughter named Elliot, and a son, Parker.

The File On Ryan Gipson

Coaching Experience

Oregon State, Assistant Coach (2018-pres.)
Linn-Benton Community College, Head Coach (2015-2018)
Dixie State, Assistant Coach (2013-14)
Oregon State, Undergraduate Assistant Coach; (2011-12)

College Education

Alma Mater: Oregon State, 2006
Degree: Sociology

Playing Career

Collegiate: Oregon State (2005-06)
Shasta Community College (2003-04)

Personal

Hometown: Central Point, Ore.
High School: Crater High School
Wife: Ali
Children: Parker, Elliot



ANDY JENKINS

Assistant Coach • 7th Year
#8
Oregon State, '12

Former Oregon State infielder Andy Jenkins is in his seventh season on the Oregon State staff as an assistant coach with the Beavers in 2019. He helped guide the program to its third national championship in 2018.

Jenkins played two seasons at Oregon State, helping guide the Beavers to the 2005 College World Series. He played professional baseball for the Florida Marlins and Texas Rangers organizations before returning to Corvallis as an undergraduate assistant coach in 2012.

- Cadyn Grenier was named the Pac-12's Defensive Player of the Year in 2018, giving the Beavers three straight selections, following Logan Ice (2016) and Nick Madrigal (2017).

- Madrigal, Grenier and catcher Adley Rutschman were all named First-Team Pac-12 and earned All-American honors. Grenier was also named the Brooks Wallace Award recipient as the nation's top shortstop.

- Jenkins, who oversees the team's infield and catchers, saw three of the team's infielders named Pac-12 First Team in 2017 - Nick Madrigal, KJ Harrison and Cadyn Grenier. Madrigal was named the Pac-12 Player of the Year and its Defensive Player of the Year. Madrigal is just the second player in the conference to earn both honors in the same year over the last two decades.

- Two Oregon State players under Jenkins' tutelage - Logan Ice and Nick Madrigal - earned major Pac-12 Conference honors in 2016. Ice was named the Defensive Player of the Year, while Madrigal was named the Freshman of the Year.

- Madrigal's selection gave the Beavers two consecutive Freshman of the Year honors as he joined KJ Harrison, who won it in 2015.

- Ice was named a finalist for the Johnny Bench Award in 2016. The honor is given annually to the nation's top collegiate catcher. Rutschman was named a semifinalist in 2018.

- Ice was charged with just one passed ball in 2016, and threw out nearly 45 percent of basestealers attempting against him.

- Oregon State's catchers have thrown out at least 50 percent of opposing basestealers in four of Jenkins' six seasons as an assistant coach. The Beavers are the only team in the Pac-12 Conference who have accomplished that feat.

- The Beavers have allowed only 127 stolen bases over that stretch, an average of less than 22 per season. They've thrown out 139 - an average of nearly 24 a season - for a 52.2 percentage.

- Oregon State's fielding percentage has been at .972 or better in each of Jenkins' six seasons. The 2014 Beavers finished with a school-record mark of .979, which was equaled by the 2018 team, which led the Pac-12 with 52 double plays.

- Since 2013, the Beavers have also turned 293 double plays, one of the top totals in the Pac-12.

- In the past four seasons, since 2014, OSU has committed just 24 passed balls. Ice, the team's starter for three years during that stretch, was charged with only four.

- Ice, who was a second-round selection by Cleveland in the 2016 MLB Draft, ended his Oregon State career with a .996 fielding percentage and threw out 49-of-101 (48.5 percent) of opposing basestealers.

Jenkins lettered for the Beavers in 2004 and 2005, helping guide the team to its first visit to the College World Series in more than 50 years his junior season.

Jenkins, a native of Salem, Ore., was also the most prolific Beaver offensively during the team's postseason run. He batted .459 - leading the team by more than 100 points - and tallied two home runs, two doubles and 13 RBI while slugging .784.

His .388 average as a senior in 2005 still stands as the 10th-best figure in team history. He also had 56 runs batted in that season.

He ended his two-year Oregon State career having played in 98 games, batting .343 with 12 home runs, 15 doubles, 86 RBI and 41 walks while striking out just 44 in more than 340 at bats. His .343 career average is just shy of being in the top 10 for a career at Oregon State.

After his Oregon State career, Jenkins was selected in the 11th round of the 2005 MLB First-Year Player Draft by Florida. He played six seasons in the Minor Leagues with Florida and Texas, reaching the Triple-A level in 2009 and 2010. His six-year career saw him tally 2,341 plate appearances and he batted .268 with 32 home runs, 116 doubles, eight triples and 277 RBI.

Jenkins came to Oregon State after a two-year career at Mt. Hood Community College where he batted .358 as a sophomore, and as a freshman, was named first-team all-league at catcher.

Jenkins graduated from Oregon State with a degree in psychology in 2012. He is a native of Salem, Ore., and married the former Jessica McGee in January 2013. They have two children, Blakely Drew and Presley.

The File On Andy Jenkins

Coaching Experience

Oregon State, Assistant Coach (2013-pres.)
Oregon State, Undergraduate Assistant Coach (2012)

College Education

Alma Mater: Oregon State, 2012
Degree: Psychology

Playing Career

Collegiate: Mt. Hood Community College (2002-03)
Oregon State (2004-05)
MLB Draft: 11th round of 2005 Draft (Florida Marlins)
Professional: *Florida Marlins system (2005-09),
Texas Rangers system (2010)*
Jamestown, New York-Penn League (2005)
Greensboro, South Atlantic League (2005-06)
Jupiter, Florida State League (2007)
Carolina, Southern League (2008)
Jacksonville, Southern League (2009)
New Orleans, Pacific Coast League (2009)
Frisco, Texas League (2010)
Oklahoma City, Pacific Coast League (2010)

Personal

Hometown: Salem, Ore.
High School: South Salem High
Wife: Jessica
Children: Blakely Drew, Presley



NATE YESKIE

Assistant Coach • 11th Year

#21

UNLV, '03

Nate Yeskie, the 2017 Assistant Coach of the Year by D1Baseball.com and the Pitching Coach of the Year per Collegiate Baseball, is in his 11th season with the program in 2019, a year after helping the team to its third national championship.

Yeskie has presided over and guided a pitching staff that has been one of the most dominant in the Pac-12 Conference and nationally since he joined the Oregon State program in 2009.

- In 2018, starter Luke Heimlich was named the National Pitcher of the Year and Kevin Abel was selected as the Freshman of the Year. Heimlich led the nation with 16 wins and was second with 159 strikeouts. Abel went 8-1 with a 2.88 ERA and became the first pitcher to ever win four games at the College World Series.

- As a team, the Beavers posted a 3.27 ERA in 2018, good for 12th nationally, and 596 strikeouts, which set a single-season record at Oregon State. The staff posted eight shutouts, which led the Pac-12 and third nationally.

- Oregon State set a school-record with a 1.93 earned run average in 2017, which also led the nation. The Beavers were also tops nationally in shutouts (14), hits per nine innings (6.27) and WHIP (0.98).

- Nine different pitchers have been named All-Americans during his tenure, including eight since the 2013 season. Most recently, in 2018, Heimlich, Bryce Fehmel and Jake Mulholland were all named All-Americans by at least one publication.

- Oregon State pitchers have been named Freshman All-Americans 10 times, including Mulholland and Brandon Eisert in 2017.

- The Beavers have tossed 85 shutouts since 2009, an average of better than eight per season.

- He was named to the nation's top pitching coach by Collegiate Baseball after the 2013 season. His staff posted a 2.28 ERA and 12 shutouts in helping the Beavers to a school-record 52 wins and a berth in the College World Series.

- Oregon State's pitchers have been drafted a total of 28 times during his tenure, with 16 coming in the top nine rounds.

- Five of those drafted, Matt Boyd, Josh Osich, Jace Fry, Andrew Moore and Sam Gaviglio have pitched at the Major League level.

- Oregon State has appeared in the postseason in nine of his 10 seasons as pitching coach.

- In 2014, Jace Fry threw a no-hitter for the Beavers, one of three under Yeskie. Most recently, in 2015, Drew Rasmussen threw the first perfect game in Oregon State's history, defeating Washington State. In 2010, Osich out-dueled fellow future Major Leaguer Trevor Bauer in a no-hitter at UCLA.

- Oregon State shut out UCLA to end the 2016 season, the first time in school history the Beavers shut out the same team in three consecutive games.

- Four pitchers have pitched for Team USA during his tenure: Moore, Rasmussen, Boyd and Dan Child.

Yeskie served as the pitching coach at his alma mater, UNLV, from 2005 to 2007. During his tenure with the Runnin' Rebels, Yeskie mentored eight players who earned either an All-Conference or All-Tournament Team selection.

Prior to returning to UNLV as a coach, Yeskie spent five seasons

in the Minnesota Twins Minor League system, reaching as high as Double-A New Britain. He finished with a 27-24 record and 4.91 earned run average over the five seasons. Yeskie went 11-7 with Fort Wayne of the Midwest League in 1997, recording 111 strikeouts in 165 1/3 innings of work. In 2000, his last season, the La Crosse, Wis., native went 4-1 in 21 appearances.

During his time in professional baseball, Yeskie worked with MLB veterans Bert Blyleven, Mel Stottlemyre, Jr., and former pitching coach Billy Connors, who once held the position of Director of Player Personnel with the New York Yankees.

Yeskie came to the Twins organization after being drafted in the ninth round of the 1996 Major League Baseball First-Year Player Draft. Minnesota selected the right-hander after he finished his UNLV career with a 22-12 mark, including 16 complete games.

A three-year letterwinner, his 147 strikeouts in 1995 still stand as UNLV's single-season record. The mark was also fifth-best nationally that season, and coupled with his nine complete games – which led the Big West Conference – earned him First-Team All-Big West and First-Team All-Region honors.

Yeskie married the former Brittney Belshe, a former Oregon State volleyball player, in January 2012. The couple resides in Corvallis, and have a daughter, AJ.

The File On Nate Yeskie

Coaching Experience

Oregon State, Assistant Coach (2009-pres.)

UNLV, Assistant Coach (2005-2007)

College Education

Alma Mater: UNLV, 2003

Degree: Communications

Playing Career

Collegiate: UNLV (1994-1996)

MLB Draft: 6th round of 1993 Draft (L.A. Dodgers)
9th round of 1996 Draft (Minnesota Twins)

Professional: *Minnesota Twins system (1996-2000)*

Elizabethtown, Appalachian League (1996)

Fort Wayne, Midwest League (1997)

Fort Myers, Florida State League (1998)

New Britain, Eastern League (1998-2000)

Grand Canyon Rafters, Arizona Fall League ('99)

Personal

Birthplace: La Crosse, Wis.

High School: Carson (Nev.) High

Wife: Brittney

Daughter: AJ



JAKE RODRIGUEZ

Director of Operations

Jake Rodriguez is in his first year as Oregon State's director of operations after serving one year as assistant coordinator of camps. He also spent two seasons as an undergraduate assistant coach with the Beavers.

Rodriguez played three seasons for OSU, from 2011-13, helping the club to three consecutive postseason appearances, two Super Regional berths and a trip to the 2013 College World Series.

He and his wife Ashley have one son, Tony.



PARKER BERBERET

Undergraduate Asst.

Former Oregon State catcher Parker Berberet is in his first season as an undergraduate assistant coach with the Beavers.

Berberet returns to Corvallis after a seven-year stint in professional baseball, first as a catcher, then transitioning to pitching. He played in 369 games, all in the Milwaukee Brewers organization, reaching as high as Triple-A in Colorado Springs. Berberet batted .246 during his career, tallying 62 doubles, five triples and 21 home runs. He made a move to the mound in 2017, posting a 2-4 record and 3.83 in 26 appearances, all in relief.

Berberet, a native of Long Beach, Calif., was taken in the 25th round of the 2011 MLB First-Year Player Draft by Milwaukee.

He came to Oregon State in 2010 after two seasons at Cypress College. Berberet batted .281 as a junior, collecting 10 doubles, two home runs and 34 RBI. A year later, in 2011, he batted .259 with 12 doubles, two triples, five home runs and 39 RBI.

Berberet was a 2009 Southern California All-American at Cypress, where he batted .411 with nine home runs as a sophomore. He hit .357 as a freshman.



RYAN GORTON

Undergraduate Asst.

Former Oregon State infielder, catcher and pitcher Ryan Gorton is in his second season as an undergraduate assistant coach with the Beavers.

Gorton returned to Corvallis after four seasons in the Oakland Athletics' organization after being selected in the 31st round of the MLB First-Year Player Draft in 2012. He began his professional career as a position player but moved to the mound permanently in 2015. A native of Tigard, Ore., he ended his career with a 2-2 record and 4.59 earned run average in 23 appearances, all of which came in relief.

Gorton lettered at Oregon State from 2009-12, where he saw action in the infield, behind the plate and on the mound. He batted .281 in 61 games, adding five doubles and 21 runs batted in.

He appeared in 46 games on the mound, including six starts, and tallied a 6-3 record with a 4.41 ERA. He threw a total of 87 2/3 innings, striking out 65.

The Tigard High School alum lettered four years in baseball, three in football and two in basketball.



TYLER GRAHAM

Director of Player Dev.

Tyler Graham, an Oregon State alum and former Major League outfielder, is in his third year as director of player development after two seasons as an undergraduate assistant coach.

Graham, a nine-year veteran in professional baseball, made his MLB debut with the Arizona Diamondbacks in 2012. He played in 10 games for the Diamondbacks that season.

Graham finished his professional career with 267 stolen bases and a .272 average with 22 home runs and 218 runs batted in.

He lettered for Oregon State from 2003-06, and helped guide the Beavers to a national championship his senior season. OSU also won back-to-back Pac-10 titles, in 2005 and 2006.

Graham played in 151 games for the Beavers, and batted .317 with 10 doubles, two triples, one home run and 51 RBI. He also swiped 39 bases, which ranks him tied for ninth in Oregon State history.

Graham, a native of Great Falls, Mont., was selected in the 19th round of the 2006 MLB Draft by the San Francisco Giants after his career at OSU, where he was named all-conference honorable mention in 2005.



BILL ROWE

Undergraduate Asst.

Bill Rowe, a member of the 2006 national championship team, is in his second season as an undergraduate assistant coach with the Beavers.

Rowe returned to Corvallis after spending the last decade in the movie and TV business. He spent the past six years working as an On Set Greensman for the show "Grimm" in Portland. He has also served as a baseball advisor for the "Twilight" movie in addition to "Calvin Marshall" where he was also an actor. Rowe was also an On Set Prop Wrangler for the "White Knuckles" music video by the band OK Go. During his career, he has worked with Francis Ford Coppola, Val Kilmer and Steve Zahn, among others.

Rowe, a native of Ashland, Ore., played one season for the Beavers, where he batted .341 with six home runs, 22 doubles and 56 runs batted in. He was selected to the All-College World Series team and batted .419 with four doubles, one home run and 18 RBI over 13 postseason games. The 18 RBI are the most ever by an Oregon State player in a single postseason.

He played one season in the Milwaukee Brewers organization, batting .279 with two home runs and 23 RBI in 2006 for Helena of the Pioneer League.



Kevin Abel #23 RHP

Sophomore • 6-2 • 195 • 1L
 Bats/Throws: R/R
 San Diego, Calif.
 Madison

MLB First-Year Player Draft

- Selected in the 35th round of the 2017 Major League Baseball First-Year Player Draft by San Diego.

2019

- Collegiate Baseball National Player of the Week (March 4)
- Started three games, posting a 2-0 record and 3.86 ERA in 16 1/3 innings, striking out 25.
- Tied a career-best with 11 strikeouts versus West Virginia, in six innings, for his second win of the season (3/1).
- Struck out 10, one shy of his career-best, for the win over Nebraska (2/22).

Personal

- Majoring in speech communication.
- Born Feb. 19, 1999 to Carrie and Richard Abel.
- Has one brother, Kyle.
- Enjoys riding dirt bikes, basketball, football, spikeball and hanging out with friends in his spare time.
- Was on Honor Roll every semester in high school. Also earned President's Academic Achievement honor. Graduated with honors and participated in Associate Student Body for two years.
- Wants to go into physical therapy after his playing career.
- Favorite athlete is Bo Jackson.
- Chose Oregon State because of "the history, the coaching staff and their ability to develop players."

Abel's Career Single-Game Highs

Innings pitched: 9.0, vs Arkansas, Jun 28, 2018
 Walks allowed: 6, Stanford, May 13, 2018
 Strikeouts: 11, West Virginia, Mar 01, 2019 ; at Washington State, May 06, 2018
 Batters faced: 31, vs Arkansas, Jun 28, 2018
 Field chances: 3, at USC, May 20, 2018
 Putouts: 1, 5 times
 Assists: 2, at USC, May 20, 2018
 Runners CS: 2, at Oregon, May 1, 2018



Andy Armstrong #9 IF

Junior • 5-10 • 175 • 2L
 Bats/Throws: R/R
 Salem, Ore.
 West Salem

2019

- Regular season: Played in 50 games, starting 33, and batted .237 with four doubles, one triple, one home run and 11 RBI.
- Pac-12 play: Played in 27 games, starting 16, and batted .279 with one double, one triple, one home run and five RBI.

- Pushed his season-long hit streak to six games with a 2-for-3 night versus USC, collecting a double (5/23).
- Doubled against Stanford to push his hit streak to five games (5/19).
- Extended his hit streak to four games with a 2-for-4 effort versus Gonzaga (4/30).
- Singled home a run in the sixth and later tripled to finish 2-for-4 versus Washington State (4/28).
- Set a career-high with three hits, including a solo home run, in the opener versus Washington State (4/26).
- Tallied a 2-for-5 afternoon in the series finale versus Arizona State (4/14).
- Drove in a run via a single in the seventh to tie the game at eight versus Oregon (4/9).
- Doubled twice and drove in two runs versus Minnesota (2/17).

Personal

- Majoring in human development and family sciences.
- Born May 19, 1997 in Coos Bay, Ore.
- Son of Susan and Richard Armstrong.
- Has one sister, Ayle.
- Father, Rich, played baseball at Oregon from 1961-65. Mother, Susan, played volleyball and track at Pacific University from 1979-83.
- Enjoys hiking, kayaking and anything outdoors in his spare time.
- Was on National Honor Society in high school and also served as senior vice president.
- Wants to go into the education field after his playing career is over. "I want to be a teacher and a high school coach. Giving back and having an impact on younger generations is important to me."
- Chose Oregon State because "it is close to home, with a great campus and coaching staff, with a tradition of excellence and success."

Armstrong's Career Single-Game Highs

Hits: 3, Washington State, Apr 26, 2019
 Doubles: 2, at Arizona, Apr 08, 2018 ; vs Minnesota, Feb 17, 2019
 Triples: 1, Washington State, Apr 28, 2019 ; at Utah, Mar 31, 2018
 Home runs: 1, at Missouri State, Apr 13, 2018 ; Washington State, Apr 26, 2019 ; at Utah, Mar 30, 2018
 Total bases: 6, at Missouri State, Apr 13, 2018 ; Washington State, Apr 26, 2019
 RBI: 2, 6 times
 Runs scored: 3, at Missouri State, Apr 13, 2018 ; Washington, Mar 24, 2018
 Walks: 2, at Missouri State, Apr 13, 2018 ; Washington State, May 21, 2017 ; Abilene Christian, May 25, 2017
 Hit by pitch: 2, vs Nebraska, Feb 22, 2019
 Struck out: 3, Arizona State, Apr 27, 2018
 Sac flies: 1, Oklahoma State, May 05, 2019
 Sac bunts: 2, at Arizona State, Apr 13, 2019 ; Portland, Mar 06, 2018 ; vs Minnesota, Mar 08, 2019
 At bats: 6, Washington State, Apr 27, 2019
 Stolen bases: 1, 4 times
 Field chances: 11, USC, May 24, 2019
 Putouts: 4, Nevada, Apr 03, 2018 ; at Missouri State, Apr 13, 2018
 Assists: 8, USC, May 24, 2019



Carter Booth #40 OF

Freshman • 6-0 • 192 • HS
Bats/Throws: R/R
Mill Creek, Wash.
Henry M. Jackson

2019

- Has not played.

Personal

- Born June 15, 1999 in Oregon City, Ore.
- Majoring in business administration.
- Son of Rita and Bob Booth.
- Has one sister, Sierra
- Father, Bob, played football at Sioux Falls College. Cousin, Jay, played football at Auburn. Cousin, Allie, played soccer at Utah.
- In the community: has helped deliver food baskets during Christmas and helped coach the local little league Challenger division.
- Chose Oregon State because "I really enjoyed the atmosphere the campus had to offer and I love how tight knit the community is."



Nathan Burns #24 RHP

Sophomore • 6-2 • 180 • 1L
Bats/Throws: R/R
West Bend, Wis.
West Bend West

2019

- Regular season: Pitched in 10 games, with one start, and was 2-0 with a 3.32 ERA in 21 2/3 innings. Struck out 19.
- Worked a career-long six innings, striking out two, in a scoreless relief outing for the win versus Portland (5/14).
- Tossed 1 2/3 scoreless innings of relief versus Oklahoma State (5/4).
- Worked three scoreless innings in relief versus San Diego State, striking out two (4/2).
- Held Minnesota hitless and issued just one walk with four strikeouts in 3 1/3 innings of relief for the win (2/17).

Personal

- Major is undecided.
- Born June 1, 1999 in Barrington, Ill.
- Son of Carrie and Brad Burns. Father, Brad, played college baseball at Dallas Baptist from 1984-87.
- Has one sister, Olivia.
- Enjoys playing ping pong and hanging out with friends in his spare time.
- After his playing career, would like to run a baseball academy or coach a travel team.
- Favorite athlete is Max Scherzer.
- Chose Oregon State because of "the phenomenal coaching staff, campus and baseball program."

Burns' Career Single-Game Highs

Innings pitched: 6.0, Portland, May 14, 2019
Walks allowed: 3, 5 times
Strikeouts: 4, at Nevada, Apr 22, 2019 ; vs Minnesota, Feb 17, 2019 ; San Diego, May 14, 2018
Batters faced: 18, Portland, May 14, 2019
Field chances: 1, 6 times
Assists: 1, 4 times
Runners CS: 1, vs Minnesota, Feb 17, 2019 ; West Virginia, Mar 02, 2019 ; UCLA, May 26, 2018



Joe Casey #6 OF

R. Sophomore • 6-1 • 175 • 1L
Bats/Throws: L/L
Corvallis, Ore.
Crescent Valley

2019

- Regular season: Played in 41 games, starting 31, and batted .268 with eight doubles, one triple, three home runs and 13 RBI.
- Pac-12 play: Played in 19 games, starting 16, and batted .303 with six doubles, one triple and five home runs.
- Tied a career-high with three hits, including a triple, and scored two runs versus Stanford (5/17).
- Tied a career-best with three hits and three runs in the opener versus Washington State (4/26).
- Homered, doubled and finished 3-for-4 with two runs scored and two RBI in the second of two games at Nevada (4/23).
- Homered, doubled and set a career-best with three RBI in the first of two versus Nevada (4/22).
- Set a career-high in hits (3) and runs (3) in the first game of the doubleheader versus Arizona (4/20).
- Drove home the game-winning runs with a two-out single in the eighth at Arizona State (4/13).
- Pushed his hit streak to six games by going 1-for-3 with two runs and two walks versus Oregon (4/9).
- Hit his first career home run and drew two walks in the win over Indiana (3/9).
- Set a career-high with two hits and two RBI in a win over Nebraska (2/23).

Personal

- Majoring in public health.
- Born Dec. 3, 1997.
- Son of Susan and Pat Casey.
- Father, Pat, is the former head coach at Oregon State.
- Has two brothers, Jon and Brett, and one sister, Ellie.
- Aspires to be a teacher and a coach after his playing career.
- Favorite TV show is Boy Meets World.
- Chose Oregon State "to play baseball and go to school in my hometown."

Casey's Career Single-Game Highs

Hits: 3, 4 times
Doubles: 2, Arizona, Apr 20, 2019
Triples: 1, at Stanford, May 17, 2019
Home runs: 1, at Nevada, Apr 22, 2019 ; at Nevada, Apr 23, 2019 ; vs Indiana, Mar 09, 2019
Total bases: 6, at Nevada, Apr 22, 2019 ; at Nevada, Apr 23, 2019
RBI: 3, at Nevada, Apr 22, 2019
Runs scored: 3, Arizona, Apr 20, 2019 ; Washington State, Apr 26,

2019

Walks: 2, 4 times
 Hit by pitch: 1, at Nevada, Apr 22, 2019
 Struck out: 3, 5 times
 Sac flies: 1, vs Nebraska, Feb 23, 2019
 Sac bunts: 1, Oregon, Mar 12, 2019 ; at Stanford, May 19, 2019
 At bats: 5, Utah, Apr 06, 2019 ; at Nevada, Apr 22, 2019 ; Washington State, Apr 27, 2019
 Stolen bases: 1, 4 times
 Caught stealing: 1, West Virginia, Mar 03, 2019 ; at Oregon, May 11, 2019
 Field chances: 7, at UCLA, Mar 17, 2019
 Putouts: 7, at UCLA, Mar 17, 2019



Christian Chamberlain #34 LHP

Sophomore • 5-11 • 172 • 1L
 Bats/Throws: L/L
 Reno, Nev.
 Reno

2019

- Regular season: Appeared in 22 games, making three starts, and went 3-4 with a 3.79 ERA. Struck out 53 in 40 1/3 innings.
- Pac-12 play: Pitched in 12 games, with one start, and was 1-3 with a 3.66 ERA. Struck out 23 in 19 2/3 innings.
- Struck out five in 2 2/3 scoreless innings of relief against USC in the opener (5/23).
- Earned his third win with two scoreless innings of relief versus Arizona State (4/13).
- Came on in relief of Brandon Eisert and tossed two scoreless innings with two strikeouts in the opener vs. Washington (3/29).
- Earned his third win with 2 2/3 scoreless innings of relief versus Oregon (3/12).
- Held Minnesota hitless over 4 1/3 innings, picking up seven strikeouts in a relief outing for the win (3/8).
- Struck out two in two scoreless innings versus West Virginia to pick up the save (3/2).
- Tossed two scoreless innings versus Nebraska, striking out four (2/22).

Personal

- Major is undecided.
- Born July 20, 1999 in Grand Junction, Colo.
- Son of Cindy and Lyle Chamberlain.
- Enjoys basketball and water sports in his spare time.
- Was on National Honor Society in high school.
- Favorite athlete is Isaiah Thomas and his favorite movie is The Other Guys.
- Chose Oregon State because "I thought it was the best fit for me academically and athletically. I also loved Corvallis and the winning culture."

Chamberlain's Career Single-Game Highs

Innings pitched: 4.2, vs Arkansas, Jun 26, 2018 ; at Oregon, May 08, 2018
 Walks allowed: 5, vs Arkansas, Jun 26, 2018
 Strikeouts: 11, vs Arkansas, Jun 26, 2018
 Batters faced: 21, vs Arkansas, Jun 26, 2018
 Field chances: 2, at Washington, Mar 30, 2019
 Runners CS: 1, at Nevada, Apr 22, 2019 ; at Oregon, May 12, 2019 ; Stanford, May 13, 2018



Troy Claunch #17 C

Sophomore • 6-0 • 200 • 1L
 Bats/Throws: R/R
 Vacaville, Calif.
 Vacaville

2019

- Regular season: Played in 32 games, starting 19, and batted .264 with three doubles, one home run and nine RBI.
- Pac-12 play: Played in 13 games, with seven starts, and batted .345 with three doubles and four RBI.
- Finished 2-for-3 with a pair of walks in the series finale at Stanford (5/19).
- Doubled twice and scored a run in a 2-for-4 effort versus Washington State (4/28).
- Went 2-for-4 and drove in the game-tying run in the ninth via a single to right against Coastal Carolina (3/10).
- Hit a solo home run in a doubleheader win over Nebraska (2/22).
- Tallied a 2-for-4 day in a win over New Mexico, scoring twice (2/18).

Personal

- Majoring in finance.
- Born Sept. 1, 1998 in Fairfield, Calif.
- Son of Laurie Audiffred and Stan Claunch.
- Has one sister, Jenna.
- Enjoys snowboarding in his spare time.
- Was on the National Honor Society and California Scholarship Federation during his tenure at Vacaville High School.
- Aspires to be a firefighter after his playing career is over. "You have to work together as a team like sports but not just to win a game, to save lives."
- Chose Oregon State because of "a winning history, and a chance to continue to win, community support and an electric atmosphere."

Claunch's Career Single-Game Highs

Hits: 2, 6 times
 Doubles: 2, Washington State, Apr 28, 2019
 Home runs: 1, Arizona State, Apr 29, 2018 ; vs Nebraska, Feb 22, 2019 ; San Diego, May 15, 2018
 Total bases: 4, 4 times
 RBI: 3, San Diego, May 15, 2018
 Runs scored: 2, vs New Mexico, Feb 18, 2019 ; San Diego, May 14, 2018
 Walks: 3, at Washington State, May 06, 2018
 Hit by pitch: 1, vs Nebraska, Feb 24, 2019 ; California, Mar 23, 2019 ; vs Portland, Mar 26, 2019
 Struck out: 2, at Oregon, May 08, 2018
 Sac flies: 1, Arizona State, Apr 29, 2018 ; at Oregon, May 11, 2019
 Sac bunts: 1, at Arizona, Apr 08, 2018 ; at Oregon, May 1, 2018
 At bats: 5, at Washington State, May 05, 2018
 Stolen bases: 1, Arizona, Apr 20, 2019
 Caught stealing: 1, vs Coastal Carolina, Mar 10, 2019
 Field chances: 14, at Washington State, May 06, 2018
 Putouts: 12, at Washington State, May 06, 2018
 Assists: 3, Washington State, Apr 28, 2019 ; vs New Mexico, Feb 18, 2019
 Runners CS: 2, Arizona, Apr 20, 2019 ; at Oregon, May 1, 2018



Zach Clayton #20 IF/OF

Sophomore • 6-2 • 215 • 1L
 Bats/Throws: R/R
 Oconomowoc, Wis.
 Oconomowoc

2019

- Appeared in one game, March 12 versus Oregon, was 0-for-1.

Personal

- Majoring in finance.
 - Born March 11, 1999 in Racine, Wis.
 - Son of Jeanette and Mike Clayton.
 - Has one sister, Gabi.
 - Enjoys hunting, hanging out with friends and family, football and basketball in his spare time.
 - Was in the top 10 percent of his class in high school and also was on High Honor Roll.
 - Would like to be a doctor or athletic trainer once his playing career is over. "I want to stay active in sports and the body has always interested me."
- Chose Oregon State because "it felt like home. The coaches, facilities and resources are all great fits for me."

Clayton's Career Single-Game Highs

Runs scored: 1, vs Arkansas, Jun 27, 2018
 Struck out: 1, at Arizona, Apr 07, 2018 ; Oregon, Mar 12, 2019 ; Washington, Mar 24, 2018
 At bats: 2, at California, Mar 18, 2018
 Field chances: 3, vs Cal Poly, Feb 18, 2018
 Putouts: 3, vs Cal Poly, Feb 18, 2018



Jake Dukart #15 IF

Freshman • 6-2 • 185 • HS
 Bats/Throws: R/R
 Lake Oswego, Ore.
 Lake Oswego

MLB First-Year Player Draft

- Selected in the 36th round of the 2018 MLB First-Year Player Draft by Boston but did not sign.

2019

- Regular season: Played 35 games, starting 19, and batted .218 with three doubles and 12 RBI.
- Pac-12 play: Played in 12 games, making nine starts, and batted .324 with two doubles and eight RBI.
- Tallied a 2-for-4 day versus Oregon, driving in a run (5/12).
- Set a career-high with three hits, going 3-for-4 in the finale versus Arizona (4/20).
- Went 2-for-3 with two RBI and a walk in the first game of a doubleheader versus Arizona (4/20).
- Singled home what turned out to be the game-winning runs in the fifth inning versus Arizona State and finished 2-for-4 with a walk (4/14).

Personal

- Born August 21, 1999 in Portland, Ore.
- Son of Nicole and Derek Dukart.
- Has one brother, Thomas, and one sister, Katie.
- Majoring in business administration with a desire to go into retail management.
- Father, Derek, played collegiate baseball at Nebraska and spent four seasons in the New York Yankees organization from 1994-97
- His uncle, Eric, attended Oregon State.

Dukart's Career Single-Game Highs

Hits: 3, Arizona, Apr 20, 2019
 Doubles: 1, Arizona, Apr 20, 2019 ; Washington State, Apr 26, 2019 ; vs New Mexico, Feb 15, 2019
 Total bases: 4, Arizona, Apr 20, 2019
 RBI: 2, at Arizona State, Apr 14, 2019 ; Arizona, Apr 20, 2019 ; Washington State, Apr 26, 2019
 Runs scored: 1, 6 times
 Walks: 2, at Nevada, Apr 22, 2019 ; vs New Mexico, Feb 15, 2019 ; West Virginia, Mar 01, 2019
 Hit by pitch: 1, vs Portland, Mar 26, 2019
 Struck out: 2, Washington State, Apr 26, 2019 ; Washington State, Apr 27, 2019 ; vs Gonzaga, Feb 16, 2019
 Sac flies: 1, Arizona, Apr 20, 2019 ; Washington State, Apr 28, 2019
 Sac bunts: 1, at Nevada, Apr 23, 2019 ; at Oregon, May 12, 2019
 At bats: 5, Washington State, Apr 26, 2019 ; vs Gonzaga, Feb 16, 2019 ; Oklahoma State, May 05, 2019
 Field chances: 5, Arizona, Apr 20, 2019 ; Washington State, Apr 26, 2019
 Putouts: 2, Arizona, Apr 20, 2019
 Assists: 4, Washington State, Apr 26, 2019



Brandon Eisert #37 LHP

Junior • 6-2 • 206 • 2L
 Bats/Throws: L/L
 Beaverton, Ore.
 Aloha

2019

- Pac-12 Pitcher of the Week (April 9)
- Golden Spikes Award midseason watch list
- College Baseball Pitcher of the Year Watch List
- D1Baseball.com Midseason All-America First Team
- Perfect Game Midseason All-America First Team
- Collegiate Baseball National Player of the Week (Feb. 25)
- Regular season: Pitched in 14 games, making seven starts, and was 8-2 with a 2.03 ERA. Struck out 74 in 62 innings.
- Pac-12 play: Appeared in seven games, making six starts. Was 4-1 with a 2.92 ERA in 40 innings, striking out 46.
- Set a career-long with eight innings, allowing nine hits and a run, but was saddled with the loss in the opener vs. Oklahoma State (5/3).
- Struck out eight of the last 10 batters he faced - for nine overall - but did not figure in the decision after allowing six hits and four runs in 6 1/3 innings versus Arizona (4/18).
- Won his seventh game of the season after scattering seven hits and two runs in six innings versus Utah (4/5).
- Set a career-high in innings pitched (6 1/3) and batters faced (24) in a scoreless start versus Washington to earn his sixth win (3/29).
- Struck out a career-best 10 batters in 4 2/3 scoreless innings of relief versus UCLA to earn his fifth win of the season (3/16).
- Tossed three scoreless innings, striking out seven, in the tie versus Coastal Carolina (3/10).

- Won his fourth game of the season after throwing 3 2/3 scoreless innings versus Nebraska in the finale, striking out three (2/24).
- Picked up his second win of the season after holding New Mexico to three hits, with five strikeouts, in 3 2/3 scoreless innings (2/18).

Personal

- Majoring in marketing.
- Born Jan. 18, 1998 in Portland, Ore.
- Son of Kristin and Bill Eisert.
- Has one sister, Emily.
- Enjoys video games, soccer and basketball in his spare time.
- Was on National Honor Society in high school.

Eisert's Career Single-Game Highs

Innings pitched: 8.0, Oklahoma State, May 03, 2019
 Walks allowed: 5, Arizona, Apr 18, 2019
 Strikeouts: 10, at UCLA, Mar 16, 2019
 Batters faced: 31, at Arizona State, Apr 12, 2019
 Field chances: 3, Oregon, May 02, 2017
 Putouts: 1, 7 times
 Assists: 2, at Washington, Mar 29, 2019 ; Oregon, May 02, 2017
 Runners CS: 1, Arizona, Apr 18, 2019 ; vs Portland, Apr 24, 2018



Bryce Fehmel **#26**
RHP

Senior • 6-2 • 205 • 3L
 Bats/Throws: R/R
 Agoura Hills, Calif.
 Agoura

2019

- Pac-12 Pitcher of the Week (Feb. 19)
- Senior CLASS Award finalist
- College Baseball Pitcher of the Year Watch List
- Regular season: Made 15 starts and was 7-3 with a 3.34 ERA in 94 1/3 innings, striking out 67.
- Pac-12 play: Pitched in and started 10 games, going 4-2 with a 2.98 ERA. Struck out 40 in 63 1/3 innings.
- Allowed six hits and two unearned runs in 6 1/3 innings in the opener versus USC but took the loss (5/23).
- Tossed his fifth career complete game, holding Oregon to eight hits and a run for his seventh win of the season (5/10).
- Limited Arizona to three hits and a run with seven strikeouts in seven innings, retiring the last 15 batters he faced, for win No. 7 (4/20).
- Tossed his fourth career complete game and third shutout, holding Utah to five hits for the win over the Utes (4/6).
- Won his 30th career game after holding California to six hits and two runs in seven innings (3/23).
- Picked up win No. 3 after totaling six strikeouts and allowing five hits and three runs in six innings versus Indiana (3/9).
- Won his second game of the season after holding West Virginia to four hits and two runs in six innings (3/2).
- Tied a career-best with 10 strikeouts versus Nebraska, but did not figure in the decision after six innings in a start (2/22).
- Won his 27th career game after limiting Gonzaga to one run over eight innings (2/16).

Personal

- Majoring in marketing.
- Son of Beth and Don Fehmel.
- Born December 16, 1996.

- Has two brothers, Brody and Connor.
- Enjoys basketball, the beach and driving in his spare time.
- Favorite athlete is Derek Jeter and favorite movies are Lone Survivor and American Sniper.
- Chose Oregon State because it's "a national powerhouse and the coaches are very welcoming."

Fehmel's Career Single-Game Highs

Innings pitched: 9.0, 5 times
 Walks allowed: 5, Utah, Apr 08, 2017
 Strikeouts: 10, vs Nebraska, Feb 22, 2019 ; at Vanderbilt, Jun 10, 2017
 Batters faced: 36, at Oregon, May 10, 2019
 Field chances: 5, vs Ohio State, Feb 24, 2017
 Putouts: 3, Stanford, May 12, 2018
 Assists: 3, vs Ohio State, Feb 24, 2017
 Runners CS: 2, at California, Mar 17, 2018



Greg Fuchs **#36**
OF

Freshman • 6-1 • 205 • HS
 Bats/Throws: L/R
 Mercer Island, Wash.
 Mercer Island

2019

- Regular season: Played in 20 games, starting four, and batted .167 with one double and four RBI.
- Drove in the game-winning runs with a single in the ninth on opening day versus New Mexico (2/15/19).

Personal

- Born May 6, 2000 in Miami, Fla.
- Majoring in business.
- Son of Jennell and Robin Fuchs.
- Has two brothers, Chris and Nick, and one sister, Kate.
- Biggest athletic thrill is playing in the 2012 Little League Regional Semifinals, appearing on ESPN.
- Member of National Honor Society and National League of Young Men.
- Served in the community by coaching flag football and serving as a student mentor and buddy to children with special needs in high school.
- Chose Oregon State "because of the town, school and coaches. Corvallis is an amazing town and I absolutely love the school. Since the first day I met the coaching staff my mind was set on OSU. The coaching staff is unbelievable."

Fuchs' Career Single-Game Highs

Hits: 1, 5 times
 Doubles: 1, West Virginia, Mar 03, 2019
 Total bases: 2, West Virginia, Mar 03, 2019
 RBI: 2, vs New Mexico, Feb 15, 2019
 Runs scored: 1, at UCLA, Mar 16, 2019
 Walks: 1, 6 times
 Struck out: 2, at UCLA, Mar 15, 2019
 At bats: 5, at UCLA, Mar 17, 2019
 Field chances: 1, San Diego State, Apr 02, 2019 ; San Diego State, Apr 03, 2019 ; vs Nebraska, Feb 23, 2019
 Putouts: 1, San Diego State, Apr 02, 2019 ; San Diego State, Apr 03, 2019 ; vs Nebraska, Feb 23, 2019



Grant Gambrell #22 RHP

Junior • 6-4 • 225 • 2L
Bats/Throws: R/R
Clovis, Calif.
Buchanan

2019

- Collegiate Baseball National Player of the Week (April 29)
- Regular season: Started 12 games and was 5-2 with a 2.74 ERA. Pitched in 65 2/3 innings, striking out 76.
- Pac-12 play: Started nine games, and was 5-2 with a 2.70 ERA in 53 1/3 innings. Struck out 64.
- Scattered five hits in five scoreless innings versus Stanford for his fifth win of the season (5/19).
- Tied a career-best with 12 strikeouts in a career-long 8 1/3 scoreless innings against Washington State, picking up his fourth win of the season (4/28).
- Struck out seven and allowed five hits and three runs in five innings versus Arizona for his third win (4/20).
- Limited Arizona State to five hits and two runs in 5 2/3 innings, striking out 10 for his second win of the season (4/14).
- Struck out five in five innings in the finale versus Washington but did not figure in the decision (3/31).
- Tied a career-best with 12 strikeouts and picked up his first win of the season after 6 1/3 innings versus California (3/24).
- Scattered three hits and a run with six strikeouts in 4 2/3 innings in a start versus Minnesota (3/8).

Personal

- Majoring in digital communication arts.
- Born Nov. 21, 1997.
- Son of Nichole and James Gambrell.
- Has two brothers, Carter and Madison.
- After his playing career, wants to go into sports marketing.
- "The reason I chose OSU is because of the outstanding coaches and the relationships I built with them throughout the recruiting process. I was also very impressed with the facilities - they are second to none. While attending many games in California it was amazing to see the amount of fans and alumni that follow OSU baseball. The final reason is because of the family atmosphere that the coaches and players show on a daily basis. OSU has tradition, facilities, coaches, promotes family and loyalty, and expects to be Pac-12 and national champions every year. There isn't a better place."

Gambrell's Career Single-Game Highs

Innings pitched: 8.1, Washington State, Apr 28, 2019
Walks allowed: 5, Arizona State, Apr 29, 2018 ; CSF, Mar 11, 2018
Strikeouts: 12, Washington State, Apr 28, 2019 ; vs Ohio State, Feb 25, 2018 ; California, Mar 24, 2019
Batters faced: 30, Washington State, Apr 28, 2019 ; at UCLA, Mar 15, 2019
Field chances: 4, Utah, Apr 06, 2019
Putouts: 2, Utah, Apr 06, 2019
Assists: 2, Nevada, Apr 02, 2018 ; Utah, Apr 06, 2019 ; vs Minnesota, Mar 08, 2019
Runners CS: 2, Arizona, Apr 20, 2019



Matthew Gretler #3 IF

Freshman • 6-0 • 188 • HS
Bats/Throws: R/R
Bonney Lake, Wash.
Bonney Lake

2019

- Regular season: Played in 22 games, starting 14, and batted .269 with two doubles, one home run and nine RBI.
- Pac-12 play: Batted .316 in 14 games, 10 starts, and doubled twice with seven RBI.
- Set a career-high with three hits and drove in the game-tying run on a single in the seventh versus Arizona (4/18).
- Went 2-for-2 and drove in a pair of runs versus Utah (4/6).
- Hit his first career home run, a solo blast, in the fourth inning versus Portland in Hillsboro (3/26).
- Tallied his first career hit and finished 2-for-3 with a run in the second game of the series versus California (3/23).

Personal

- Born Dec. 28, 1999 in Tacoma, Wash.
- Son of Nancy and Jim Gretler.
- Has one brother, Michael, who was a four-year letterwinner (2015-18) for the Beavers, winning the national championship in 2018.
- Community service: often participates in Beautify Bonney Lake.
- Chose Oregon State because of "the fan support, atmosphere and winning tradition. Also, the coaching staff is filled with people who want to see you succeed."

Gretler's Career Single-Game Highs

Hits: 3, Arizona, Apr 18, 2019
Doubles: 1, at Washington, Mar 29, 2019 ; Arizona, Apr 18, 2019
Home runs: 1, vs. Portland, Mar 26, 2019
Total bases: 4, vs. Portland, March 26, 2019 ; Arizona, Apr 18, 2019
RBI: 2, Utah, Apr 06, 2019
Runs scored: 1, 7 times
Walks: 1, West Virginia, March 03, 2019 ; California, Mar 22, 2019
Hit by pitch: 1, 3 times
Struck out: 3, at Washington, Mar 31, 2019
Sac flies: 1, Oklahoma State, May 04, 2019
At bats: 5, 2 times
Stolen bases: 1, California, Mar 23, 2019
Field chances: 6, California, Mar 23, 2019
Putouts: 2, California, Mar 23, 2019
Assists: 4, California, Mar 23, 2019



Jake Harvey #2 IF

Freshman • 5-11 • 178 • HS
Bats/Throws: R/R
Kennewick, Wash.
Southridge

2019

- Regular season: Played in 32 games, making 26 starts, and batted .255 with four doubles, one triple, one home run and eight RBI.

- Pac-12 play: Played in 19 games, starting 15, and hit .278 with one double, one triple and five RBI.
- Tallied a 3-for-5 effort and drove home the game-winning run in the 16th inning in game two versus Washington State (4/27).
- Went 2-for-3 and scored three runs with three walks in the opener versus Washington State (4/26).
- Hit his first career home run and scored three runs in the second of two games at Nevada (4/23).
- Doubled and tallied a 2-for-5 day with a walk against Nevada (4/22).
- Went 2-for-4 and scored two runs in Arizona series finale (4/20).
- Drove home the game-winning run with a triple in the eighth versus Arizona (4/18).
- Batted in the second spot of the lineup and went 2-for-4 with a run and an RBI in the win over Utah (4/5).
- Doubled home a run in the third and finished 1-for-4 with a run scored versus San Diego State (4/2).
- Finished 2-for-4 with two runs scored, an RBI and a walk in the win over Washington (3/30).
- Went 1-for-3 and swiped his first stolen base in the win over West Virginia (3/2).

Personal

- Born July 20, 1999.
- Son of Kimberly and Joe Harvey.
- Has one brother, Kyle, who plays baseball at Indiana Tech.
- Enjoys hunting and fishing in his spare time.
- Community service: has volunteered his time at the Tri-City Cancer Center.
- Chose Oregon State because "I loved the campus and the way the coaches treated me."

Harvey's Career Single-Game Highs

Hits: 3, Washington State, Apr 27, 2019
 Doubles: 1, 4 times
 Triples: 1, Arizona, Apr 18, 2019
 Home runs: 1, at Nevada, Apr 23, 2019
 Total bases: 4, at Nevada, Apr 23, 2019
 RBI: 1, 8 times
 Runs scored: 3, at Nevada, Apr 23, 2019 ; Washington State, Apr 26, 2019
 Walks: 3, Washington State, Apr 26, 2019 ; Washington State, Apr 27, 2019
 Struck out: 3, at Arizona State, Apr 13, 2019 ; Oklahoma State, May 04, 2019
 Sac bunts: 1, 4 times
 At bats: 6, at Stanford, May 19, 2019
 Stolen bases: 1, 4 times
 Caught stealing: 1, California, Mar 24, 2019
 Field chances: 8, Oklahoma State, May 03, 2019 ; at Stanford, May 19, 2019
 Putouts: 5, Oklahoma State, May 03, 2019
 Assists: 7, Washington State, Apr 27, 2019



Preston Jones #33 OF

Junior • 6-0 • 198 • 2L
 Bats/Throws: R/R
 Vancouver, Wash.
 Mountain View

2019

- Regular season: Played in 49 games, making 32 starts, and batted .228 with six doubles, two home runs and 16 RBI.
- Pac-12 play: Played in 25 games, starting 14, and batted .190 with two doubles, one home run and eight RBI.
- Hit his second home run of the season and finished 2-for-3 with two runs and two stolen bases versus Arizona (4/20).
- Went 1-for-3 with a run and an RBI and swiped two bases versus Oregon (4/9).
- Doubled in the game-winning run in the 11th inning versus Utah (4/6).
- Doubled twice and finished 3-for-4 with two runs scored and an RBI in the series finale versus Nebraska (2/24).
- Set a career-high with three hits, including a home run and double, scored twice and drove in two runs versus New Mexico (2/18).
- Doubled and tallied a 2-for-5 day with two runs scored versus Minnesota (2/17).

Personal

- Majoring in sociology.
- Born Sept. 23, 1997.
- Son of Julia and Pat Jones.
- Has two sisters, Jenna and Jasmine, and one brother, PJ.
- PJ played collegiately at Washington State and who is currently in the Seattle Mariners organization.
- Enjoys listening to music, hiking and ping pong in his spare time.
- Favorite TV show is Criminal Minds and favorite movie is The Lion King.
- Chose Oregon State because of "the beautiful campus, it feels like home and because of the tremendous baseball program."

Jones' Career Single-Game Highs

Hits: 3, vs New Mexico, Feb 18, 2019 ; vs Nebraska, Feb 24, 2019
 Doubles: 2, vs Nebraska, Feb 24, 2019
 Triples: 1, Abilene Christian, May 25, 2017
 Home runs: 1, Arizona, Apr 20, 2019 ; vs New Mexico, Feb 18, 2019 ; Washington, Mar 24, 2018
 Total bases: 7, vs New Mexico, Feb 18, 2019
 RBI: 3, Abilene Christian, May 25, 2017
 Runs scored: 3, Abilene Christian, May 27, 2017
 Walks: 2, Utah, Apr 05, 2019 ; vs Indiana, Mar 09, 2019 ; Abilene Christian, May 27, 2017
 Hit by pitch: 1, 10 times
 Struck out: 3, vs Nebraska, Feb 22, 2019 ; vs Coastal Carolina, Mar 10, 2019
 Sac flies: 1, Oregon, Apr 09, 2019 ; Washington State, Apr 26, 2019 ; vs New Mexico, Feb 18, 2019
 Sac bunts: 1, 9 times
 At bats: 6, Washington State, Apr 27, 2019
 Stolen bases: 2, Oregon, Apr 09, 2019 ; Arizona, Apr 20, 2019
 Caught stealing: 1, 5 times
 Field chances: 7, vs Gonzaga, Feb 16, 2019
 Putouts: 7, vs Gonzaga, Feb 16, 2019
 Assists: 1, vs Portland, Mar 26, 2019 ; USC, May 23, 2019



Tyler Malone **#7**
IF/OF

Junior • 5-11 • 200 • 2L
 Bats/Throws: L/R
 Roseville, Calif.
 Woodcreek

2019

- Regular season: Played in 47 games, starting 41, and batted .213 with eight doubles and 18 RBI.
- Pac-12 play: Played in 25 games, starting 23, and batted .182 with five doubles and eight RBI.
- Tied a career-high with a 2-for-5 day in game two at Oregon (5/11).
- Doubled twice and made a highlight reel catch in right in the eighth inning in the series finale at Arizona State (4/14).
- Tied a career-best with three hits in the first game of the doubleheader versus Utah (4/6).
- Drove in the game's lone run, in the first, in the opener at Washington (3/24).
- Tied a career-best with three RBI, driving in two via a double, and finished 2-for-4 versus Indiana (3/9).
- Drove in a pair and was 2-for-4 with a double versus Minnesota (2/17).
- Set a career-high with three runs scored and walked twice in the win over Gonzaga (2/16).

Personal

- Majoring in history.
- Born Nov. 4, 1997.
- Son of Angela and Todd Malone.
- Has one brother, Zack.
- Father, Todd, played in the New York Yankees organization.
- On National Honor Society in high school and earned the Student-Athlete Award from the U.S. Army.
- Aspires to be a high school teacher after his playing career because he'd also like to coach.
- Favorite professional athlete is Robinson Cano.
- Chose Oregon State because of "the coaching staff, the college town feel, the baseball reputation along with the fan support and the fact OSU is in the Pac-12."

Malone's Career Single-Game Highs

Hits: 3, 5 times
 Doubles: 2, at Arizona State, Apr 14, 2019 ; at Oregon, May 08, 2018
 Home runs: 1, 7 times
 Total bases: 6, at Missouri State, Apr 13, 2018 ; Oregon, Apr 21, 2018
 RBI: 3, 6 times
 Runs scored: 3, vs Gonzaga, Feb 16, 2019
 Walks: 3, Oregon, Apr 09, 2019 ; vs Portland, Apr 24, 2018 ; vs New Mexico, Feb 15, 2019
 Hit by pitch: 1, 5 times
 Struck out: 3, 4 times
 Sac flies: 1, 5 times
 At bats: 5, 8 times
 Stolen bases: 1, 4 times
 Caught stealing: 1, at Stanford, Apr 01, 2017
 Field chances: 10, Abilene Christian, May 26, 2017
 Putouts: 10, Abilene Christian, May 26, 2017
 Assists: 2, Abilene Christian, May 27, 2017



Alex McGarry **#44**
IF/OF

R. Sophomore • 6-2 • 205 • RS
 Bats/Throws: L/L
 Vancouver, Wash.
 Columbia River/Tacoma CC

2019

- Regular season: Played in 47 games, starting 40, and batted .291 with five doubles, eight home runs and 29 RBI.
- Pac-12 play: Played in 26 games, starting 21, and batted .231 with one double, seven home runs and 16 RBI.
- Tallied a 2-for-3 day with an RBI in the series finale at Stanford (5/19).
- Hit a solo home run and finished with two RBI in the opener versus Stanford (5/17).
- Hit an eighth inning home run and finished the day 3-for-5 in the series finale at Oregon (5/12).
- Doubled, walked, drove in a run and scored a run in a 2-for-4 effort versus Oklahoma State (5/5).
- Finished 2-for-5 with a double and two RBI vs. ASU (4/13).
- Accounted for Oregon State's only run of the game with a second-inning solo home run versus Arizona State (4/13).
- Homered for the fourth consecutive game in the win over California (3/23).
- Hit a home run for the second consecutive day and walked twice, scoring three runs, in the finale versus UCLA (3/17).
- Homered in the seventh to tie the game then drove in the game-winning run in the ninth via a single versus UCLA (3/16).
- Hit his first career home run and finished 3-for-4 with two runs scored and two RBI in the finale versus Nebraska (2/24).
- Tallied a two-hit game in the back end portion of a doubleheader versus Nebraska, driving in two (2/22).
- Doubled, drove in a run and scored three in a 3-for-4 effort against Nebraska (2/22).
- Singled three times and drove in three runs after making his first start, at DH, in the win over Gonzaga (2/16).

Personal

- Majoring in business administration.
- Born May 11, 1998.
- Son of Kerry and Steve McGarry.
- Has one brother, Sean, and one sister, Kelsey.
- Has been active in the community, working with Doernbecher Children's Hospital when he was in high school.
- Chose Oregon State because "it's everything I was looking for in a college."

McGarry's Career Single-Game Highs

Hits: 3, 4 times
 Doubles: 1, 5 times
 Home runs: 1, 8 times
 Total bases: 6, vs Nebraska, Feb 24, 2019 ; at Oregon, May 12, 2019
 RBI: 3, vs Gonzaga, Feb 16, 2019
 Runs scored: 3, 4 times
 Walks: 3, Oregon, Mar 12, 2019
 Struck out: 3, at Washington, Mar 29, 2019 ; USC, May 24, 2019
 Sac flies: 1, Washington State, Apr 27, 2019
 At bats: 5, 4 times
 Stolen bases: 1, at Arizona State, Apr 14, 2019 ; Arizona, Apr 20, 2019 ; Gonzaga, Apr 30, 2019
 Caught stealing: 1, vs Gonzaga, Feb 16, 2019 ; West Virginia, Mar 01,

2019

Field chances: 8, California, Mar 22, 2019

Putouts: 6, California, Mar 22, 2019

Assists: 1, 4 times



Kyle McMahan #1 IF/OF

Sophomore • 5-10 • 174 • 1L

Bats/Throws: R/R

Seattle, Wash.

Lynnwood

2019

- Regular season: Played in 50 games, starting 40, and batted .246 with 10 doubles, one triple and 14 RBI.
- Pac-12 play: Played in 26 games, starting 21, and batted .246 with two doubles, one triple and six RBI.
- Set a career-best with four RBI and finished 3-for-5 with a run scored in the opener versus Washington State (4/26).
- Doubled and finished with three hits in the first of two games at Nevada (4/22).
- Tripled and tallied a 2-for-4 day with a run scored in the opening game of the doubleheader versus Arizona (4/20).
- Doubled home a run in the seventh and later scored versus Oregon (4/9).
- Doubled, scored a run and went 2-for-4 in the finale versus Washington (3/31).
- Doubled twice, drove in three runs and scored two in the opener versus West Virginia (3/1).
- Went 4-for-5 with four runs scored, two doubles, an RBI and a walk versus Nebraska (2/23).
- Recorded his first two career hits, including a double, in the win over Minnesota (2/17).

Personal

- Majoring in sociology.
- Born Dec. 17, 1998.
- Son of Sherry and Brian McMahan.
- Has two sisters, Houston and Kennedy.
- Was in Honor Society in high school.
- Wants to go into firefighting, "to help the community," after his playing career is over.
- Favorite athlete is Derek Jeter.
- Chose Oregon State "because of the coaches and the atmosphere of the college town."

McMahan's Career Single-Game Highs

Hits: 4, vs Nebraska, Feb 23, 2019

Doubles: 2, vs Nebraska, Feb 23, 2019 ; West Virginia, Mar 01, 2019

Triples: 1, Arizona, Apr 20, 2019

Total bases: 6, vs Nebraska, Feb 23, 2019

RBI: 4, Washington State, Apr 26, 2019

Runs scored: 4, vs Nebraska, Feb 23, 2019

Walks: 1, 12 times

Struck out: 4, vs Minnesota, Mar 08, 2019

Sac bunts: 2, at Washington, Mar 30, 2019

At bats: 5, 6 times

Stolen bases: 1, 4 times

Field chances: 8, San Diego State, Apr 02, 2019

Putouts: 6, San Diego State, Apr 02, 2019

Assists: 2, Hartford, Mar 03, 2018



Wade Meckler #28 IF

Freshman • 5-9 • 168 • HS

Bats/Throws: S/R

Yorba Linda, Calif.

Esperanza

2019

- Regular season: Played in 20 games, starting two, and was 1-for-10 with five runs scored.

Personal

- Born April 21, 2000 in Anaheim, Calif.
- Majoring in finance.
- Son of Laura and Brian Meckler.
- Has one brother, Wyatt.
- Earned a 4.0 GPA throughout high school. Was a Collegiate Scholar and earned the Golden State Award. Graduated with honors and was an AP Scholar with Distinction.
- Enjoys hunting and wiffle ball in his spare time.
- Has volunteered at Craig Williams Elementary.
- Chose Oregon State "because of the coaching staff's reputation of developing players. It's an elite program. I also love the college town feel."

Meckler's Career Single-Game Highs

Hits: 1, vs Nebraska, Feb 23, 2019

Total bases: 1, vs Nebraska, Feb 23, 2019

RBI: 1, Washington State, Apr 26, 2019 ; at UCLA, Mar 16, 2019

Runs scored: 2, at UCLA, Mar 16, 2019

Walks: 2, at UCLA, Mar 16, 2019

Hit by pitch: 1, at UCLA, Mar 17, 2019

Struck out: 1, at UCLA, Mar 16, 2019 ; at UCLA, Mar 17, 2019 ; vs Portland, Mar 26, 2019

At bats: 3, at UCLA, Mar 16, 2019 ; at UCLA, Mar 17, 2019

Stolen bases: 1, at UCLA, Mar 16, 2019

Caught stealing: 1, at Washington, Mar 30, 2019

Field chances: 3, at UCLA, Mar 17, 2019

Putouts: 3, at UCLA, Mar 17, 2019



George Mendazona #13 IF

R. Sophomore • 6-0 • 187 • 1L

Bats/Throws: L/R

Madras, Ore.

Ridgeview

2019

- Regular season: Played in 38 games, starting 31, and batted .223 with five doubles, one home run and 12 RBI.
- Pac-12 play: Played in 23 games, starting 22, and batted .253 with three doubles, one home run and five RBI.
- Drove home the game-winning runs on a bases-clearing double in the seventh against Portland (5/14).
- Doubled, walked twice and was 2-for-2 versus ASU (4/13).
- Set a career-high with three RBI in a 1-for-4 effort in the first game of the doubleheader versus Utah (4/6).

- Hit his first collegiate home run, a solo shot in the 11th inning, against Washington to send OSU to a 4-3 win in the series finale (3/31).
- Set a career-high with three hits, including a double, in the opener at UCLA (3/15).
- Started at third and went 2-for-4 with an RBI versus Nebraska (2/23).

Personal

- Majoring in sociology.
- Born Aug. 31, 1997 in Corvallis, Ore.
- Son of Jeanne and Mike Mendazona.
- Has one sister, Rachel.
- Grandfather Jim Jarvis played basketball, baseball and golf at Oregon State. Grandfather Henry Mendazona played baseball at Oregon State.
- Enjoys golf, fly fishing and FIFA in his spare time.
- Aspires to go into sports broadcasting after his playing career.
- Favorite professional athlete is Chase Utley.
- Chose Oregon State because "my family went here, it has a great baseball program and I have great friends that go to OSU."

Mendazona's Career Single-Game Highs

Hits: 3, at UCLA, Mar 15, 2019

Doubles: 1, 5 times

Home runs: 1, at Washington, Mar 31, 2019

Total bases: 5, at Washington, Mar 31, 2019

RBI: 3, Utah, Apr 06, 2019 ; Portland, May 14, 2019

Runs scored: 2, California, Mar 24, 2019 ; at Washington, Mar 31, 2019

Walks: 2, at Arizona State, Apr 13, 2019 ; at Oregon, May 11, 2019

Hit by pitch: 2, California, Mar 24, 2019

Struck out: 2, San Diego State, Apr 02, 2019 ; at Nevada, Apr 22, 2019 ; vs Portland, Mar 26, 2019

Sac flies: 1, San Diego State, Apr 03, 2019 ; Utah, Apr 06, 2019 ; Oregon, Mar 12, 2019

Sac bunts: 1, California, Mar 22, 2019 ; USC, May 25, 2019

At bats: 6, at Nevada, Apr 22, 2019

Caught stealing: 1, Arizona, Apr 18, 2019 ; at Washington, Mar 29, 2019

Field chances: 7, at Washington, Mar 29, 2019

Putouts: 3, Portland, May 14, 2019

Assists: 6, at Washington, Mar 29, 2019



Jake Mulholland **#38**
LHP

Junior • 6-2 • 205 • 2L

Bats/Throws: L/L

Snohomish, Wash.

Snohomish

2019

- College Baseball Pitcher of the Year Watch List
- Regular season: Pitched in 26 games, all in relief, and was 3-2 with a 1.81 ERA in 44 2/3 innings. Struck out 40 and recorded eight saves.
- Pac-12 play: Appeared in 16 games, and finished with a 3-0 record 0.54 ERA with four saves. Struck out 28 in 33 1/3 innings.
- Picked up his eighth win of the season - and 30th of his career - with a scoreless ninth at Stanford (5/19).
- Held Oregon two hits while striking out three in 2 1/3 scoreless innings in the series finale (5/12).

- Struck out a career-best six and won his third game with 5 1/3 scoreless innings of relief in game two of the series versus Washington State (4/27).
- Got out of a bases loaded jam and worked three scoreless innings versus Arizona (4/20).
- Earned the win and tied a single-game best with five strikeouts in 4 2/3 scoreless innings versus Utah (4/6).
- Won his first game of the season with three scoreless innings of relief versus Washington. Got out a no-out, bases-loaded jam in the 10th inning (3/31).
- Tallied his fourth save of the year after holding California to one hit and one walk in 1 2/3 innings (3/23).
- Picked up his second save of the season with 1 1/3 scoreless innings versus Indiana (3/9).

Personal

- Majoring in business administration.
- Born March 4, 1997 in Corona, Calif.
- Son of Jennifer and Michael Mulholland.
- Has two sisters, Devin and Cori.
- Enjoys ping pong, biking and fishing in his spare time.
- Favorite TV show is The Office.
- Wants to go into sports marketing or become a lawyer after his playing career.
- Chose Oregon State because "I felt that Oregon State would give me the best possible opportunity to better myself as a student as well as a baseball player. And to achieve the goal of winning the College World Series."

Mulholland's Career Single-Game Highs

Innings pitched: 6.2, Utah, Apr 08, 2017

Walks allowed: 3, Utah, Apr 08, 2017

Strikeouts: 6, Washington State, Apr 27, 2019

Batters faced: 24, Utah, Apr 08, 2017

Field chances: 2, 4 times

Putouts: 2, at Washington State, May 06, 2018

Assists: 2, at Washington, Mar 31, 2019 ; USC, May 25, 2019



Joey Mundt **#25**
RHP

Freshman • 6-5 • 216 • HS

Bats/Throws: R/R

Hughson, Calif.

Central Catholic

2019

- Regular season: Appeared in seven games, all in relief, and finished 0-0 with a 2.03 ERA. Struck out 15 in 13 1/3 innings and picked up one save.
- Pac-12 play: Made three relief appearances, striking out 13 in 10 innings. Was 0-0 with a 0.90 ERA and one save.
- Scattered three hits and a run with four strikeouts versus Stanford (5/17).
- Worked a season-long 3 2/3 innings and held Oregon to one hit and three walks while striking out five in a scoreless relief outing (5/12).
- Earned his first career save after three scoreless innings in the opener versus Washington State, striking out four (4/26).
- Closed out the midweek finale versus San Diego State, recording a strikeout in 1 1/3 scoreless innings (4/3).

Personal

- Born June 22, 1999 in Modesto, Calif.
- Majoring in agricultural business management.
- Son of Catherine and John Mundt.
- Has two brothers, Johnny and Samuel.
- His brother, Johnny, played tight end at Oregon and currently with the Los Angeles Rams. His brother, Sam, is a pitcher at Utah. His father, John, played football at Fresno State. And his grandfather, Frank, played basketball at Iowa.
- Has been involved in student government all four years of high school.
- Created a program called "Kicks 4 Kids" that ran for three years during high school. Worked with the local school systems and identified "at needs" kids and created buying events where they could pick out new school shoes of their choice. Over his three years with the program, they were able to purchase more than 350 new pairs of shoes.
- Chose Oregon State because of "great baseball, great coaches and a school with an agriculture program."

Mundt's Career Single-Game Highs

Innings pitched: 3.2, at Oregon, May 12, 2019
 Walks allowed: 3, at Oregon, May 12, 2019
 Strikeouts: 5, at Oregon, May 12, 2019
 Batters faced: 15, at Stanford, May 17, 2019
 Field chances: 1, vs Gonzaga, Feb 16, 2019
 Assists: 1, vs Gonzaga, Feb 16, 2019
 Runners CS: 1, at Oregon, May 12, 2019



Ryan Ober **#18 IF**

Sophomore • 5-11 • 185 • 1L
 Bats/Throws: R/R
 Snohomish, Wash.
 Glacier Peak

2019

- Regular season: Played in 44 games, making 38 starts, and batted .271 with nine doubles, three home runs and 22 RBI.
- Pac-12 play: Played in 24 games, starting 23, and batted .307 with seven doubles, three home runs and 19 RBI.
- Hit a three-run home run and tied career highs in hits (3) and RBI (4) in the series opener versus Arizona (4/18).
- Equaled a career-best with three hits, including two doubles, versus ASU (4/13).
- Had a big day in the doubleheader sweep of Utah (4/16). Combined to go 5-for-7 with four runs, four walks and an RBI.
- Set a career-best with three hits, hit a three-run home run and finished with a double and two runs scored versus Washington (3/30).
- Hit his first career home run, a second-inning grand slam, and was 1-for-3 in the finale versus California (3/24).
- Walked, doubled and finished 2-for-3 versus UCLA (3/16).
- Set a career high with two hits and scored a run in the win over Indiana (3/9).

Personal

- Majoring in accountancy.
- Born April 13, 1999 in Mesa, Ariz.
- Son of Kathy and Steve Ober.
- Has one sister, Maddi.
- Sister, Maddi, played college volleyball at Western Oregon in 2014

and 2015. His father, Steve, was a rower at Wisconsin in 1984 and 1985.

- Was on the National Honor Society in high school.
- Has volunteered his time to feed the homeless in Seattle in addition to coaching baseball camps for youth.
- Chose Oregon State because of "the coaching staff, the dominant baseball program and the good business program."

Ober's Career Single-Game Highs

Hits: 3, 4 times
 Doubles: 2, at Arizona State, Apr 13, 2019
 Home runs: 1, Arizona, Apr 18, 2019 ; California, Mar 24, 2019 ; at Washington, Mar 30, 2019
 Total bases: 7, at Washington, Mar 30, 2019
 RBI: 4, Arizona, Apr 18, 2019 ; California, Mar 24, 2019
 Runs scored: 3, Utah, Apr 06, 2019 ; Washington State, Apr 26, 2019
 Walks: 3, Utah, Apr 06, 2019
 Hit by pitch: 1, 7 times
 Struck out: 4, at UCLA, Mar 17, 2019
 Sac flies: 1, Washington State, Apr 26, 2019 ; vs Nebraska, Feb 23, 2019
 Sac bunts: 1, San Diego State, Apr 02, 2019 ; San Diego State, Apr 03, 2019 ; at Nevada, Apr 23, 2019
 At bats: 7, Washington State, Apr 27, 2019
 Stolen bases: 1, Washington State, Apr 27, 2019
 Caught stealing: 1, at Arizona State, Apr 13, 2019 ; at Washington, Mar 29, 2019
 Field chances: 12, Washington State, Apr 27, 2019 ; at Oregon, May 11, 2019
 Putouts: 11, Washington State, Apr 27, 2019 ; Oklahoma State, May 05, 2019 ; at Oregon, May 11, 2019
 Assists: 3, 4 times



Dylan Pearce **#49 RHP**

Senior • 5-10 • 170 • 1L
 Bats/Throws: L/R
 Central Point, Ore.
 Crater/Southwestern Oregon CC

2019

- Regular season: Appeared in 21 games, making four starts, and went 3-2 with a 3.59 ERA. Struck out 49 in 52 2/3 innings.
- Pac-12 play: Pitched in 10 games, starting two, and was 3-0 with a 4.64 ERA. Struck out 19 in 21 1/3 innings.
- Worked a career-long seven innings, holding USC to six hits and two runs to improve to 3-2 this season (5/24).
- Picked up his second win of the season after allowing seven hits and five runs in five innings at Oregon (5/11).
- Set career highs in innings (6.0), strikeouts (eight), batters faced (22) and pitches (101) against Nevada, but took the loss (4/22).
- Won his first game of the season after holding Arizona scoreless over 1 2/3 relief innings (4/18).
- Equaled a career-long with 3 2/3 scoreless innings of relief versus Oregon (4/9).
- Tossed 1 2/3 scoreless frames versus San Diego State, tallying one strikeout (4/3).
- Tied a career-best with five strikeouts in three innings of relief in the finale versus Washington (3/31).
- Worked 2 1/3 innings versus Portland, allowing one hit and one run with four strikeouts (3/26).

• Set a career-high with five strikeouts in two innings of relief versus West Virginia (3/1).

Personal

- Majoring in sociology.
- Born May 1, 1997 in Medford, Ore.
- Son of Ora and Rob Pearce.
- Has one sister, Abbi.
- Enjoys MMA, bass fishing, hunting and anything outdoors.
- Favorite athlete is Nolan Ryan. Favorite movies are The Pistol and Final Season.
- Volunteered for the Oregon Department of Fish and Wildlife.
- Chose Oregon State because "it is the school of my dreams and the best of the best. I've worked 15 years to be here."

Pearce's Career Single-Game Highs

Innings pitched: 7.0, USC, May 24, 2019
Walks allowed: 4, at Washington, Mar 31, 2019
Strikeouts: 8, at Nevada, Apr 22, 2019
Batters faced: 28, USC, May 24, 2019
Field chances: 2, at Oregon, May 11, 2019
Putouts: 1, Hartford, Mar 02, 2018 ; at Oregon, May 11, 2019
Assists: 1, 6 times
Runners CS: 1, Utah, Apr 05, 2019 ; at Nevada, Apr 22, 2019 ; USC, May 24, 2019



Jake Pfennigs #19 RHP

Freshman • 6-7 • 205 • HS
Bats/Throws: R/R
Post Falls, Idaho
Post Falls

MLB First-Year Player Draft

• Selected in the 35th round of the 2018 MLB First-Year Player Draft by San Diego but did not sign.

2019

- Regular season: Pitched in 17 games, with three starts, and posted a 1-1 record and 4.55 ERA with one save. Struck out 22 in 31 2/3 innings.
- Pac-12 play: Appeared in six games, all in relief, and was 0-0 with a 1.64 ERA and one save. Struck out six in 11 innings.
- Earned his first career save after holding USC scoreless over two innings, striking out three (5/24).
- Held Oregon to one hit and one walk in 3 1/3 scoreless innings of relief (5/11).
- Set a season-high with four strikeouts in 4 1/3 innings at Nevada (4/23).
- Earned the first win of his career with two scoreless innings of relief versus San Diego State. Struck out two (4/3).

Personal

- Born Sept. 9, 1999 in Coeur d'Alene, Idaho.
- Son of Michelle and Dustin Pfennigs.
- Has one brother, Joey.
- Cousin, Bobby, lettered with the Oregon State wrestling team from 2004-07.
- Helps in the community every year by assisting at an event called "Holidays and Heroes." Assists families by wrapping presents, and gives them a full meal to take home for Christmas dinner.
- Chose Oregon State because "I have full trust in the coaching

staff, program and academics to help me reach and maintain my goals."

Pfennigs' Career Single-Game Highs

Innings pitched: 4.1, at Nevada, Apr 23, 2019
Walks allowed: 3, Oregon, Mar 12, 2019 ; vs Portland, Mar 26, 2019
Strikeouts: 4, at Nevada, Apr 23, 2019
Batters faced: 21, at Nevada, Apr 23, 2019
Field chances: 2, USC, May 24, 2019
Putouts: 1, vs Nebraska, Feb 23, 2019
Assists: 2, USC, May 24, 2019
Runners CS: 1, Oregon, Mar 12, 2019



Beau Philip #4 IF

Junior • 6-0 • 190 • TR
Bats/Throws: R/R
Sacramento, Calif.
Oak Ridge/San Joaquin Delta College

2019


- Brooks Wallace Award Watch List
- Regular season: Played in and started 42 games. Batted .322 with 14 doubles, one triple, five home runs and 31 RBI.
- Pac-12 play: Started 20 games and batted .301 with seven doubles, one triple, two home runs and nine RBI.
- Hit a solo home run and finished 3-for-4 with two runs scored versus USC to extend his hit streak to nine games (5/24).
- Singled in the series finale at Stanford to extend his hit streak to seven games for the second time this season (5/19).
- Finished 3-for-6 with a run scored and a double against Oregon (5/11).
- Hit a leadoff home run in the series-opening win over Oregon (5/10).
- Set a season-high with four hits and drove in a run on a double against Oklahoma State (5/5).
- Doubled in the ninth and finished 2-for-5 versus San Diego State (4/2).
- Tripled in a pair of runs in the finale versus Washington (3/31).
- Doubled, walked twice and scored twice versus Washington (3/30).
- Drove in three runs and finished 2-for-4 with a double versus Coastal Carolina (3/10).
- Pushed his hit streak to seven games with a 2-for-4 day, with a double, in the finale versus West Virginia (3/3).
- Hit two home runs and drove in three runs in the second game of the series versus West Virginia (3/2).
- Went 2-for-3 with two runs scored, two RBI, a walk and two doubles versus Nebraska (2/23).
- Hit a three-run home run in the seventh and tallied a 3-for-4 day with three runs scored versus Gonzaga (2/16).

Personal

- Born Oct. 23, 1998.
- Majoring in human development and family science.
- Son of Luann Henderson and Stephen Philip.
- Has one brother, Stephen.
- Enjoys video games, snowboarding and backpacking in his spare time.
- He and his family regularly donate their time during the holidays to help feed those less fortunate.
- Chose Oregon State because "it's where I've wanted to go since high school. The campus was everything I wanted."

Philip's Career Single-Game Highs

Hits: 4, Oklahoma State, May 05, 2019
 Doubles: 2, vs Nebraska, Feb 23, 2019
 Triples: 1, at Washington, Mar 31, 2019
 Home runs: 2, West Virginia, Mar 02, 2019
 Total bases: 8, West Virginia, Mar 02, 2019
 RBI: 3, vs Gonzaga, Feb 16, 2019 ; West Virginia, Mar 02, 2019 ; vs Coastal Carolina, Mar 10, 2019
 Runs scored: 3, vs Gonzaga, Feb 16, 2019
 Walks: 2, 4 times
 Hit by pitch: 1, vs Nebraska, Feb 22, 2019
 Struck out: 3, at UCLA, Mar 16, 2019 ; at Washington, Mar 29, 2019
 Sac flies: 1, Utah, Apr 06, 2019 ; vs Minnesota, Feb 17, 2019 ; at UCLA, Mar 17, 2019
 Sac bunts: 1, vs Indiana, Mar 09, 2019 ; vs Coastal Carolina, Mar 10, 2019 ; at Washington, Mar 31, 2019
 At bats: 6, at Oregon, May 11, 2019 ; at Stanford, May 19, 2019
 Stolen bases: 2, San Diego State, Apr 03, 2019
 Caught stealing: 1, vs Indiana, Mar 09, 2019 ; at UCLA, Mar 16, 2019 ; at Washington, Mar 31, 2019
 Field chances: 9, vs Nebraska, Feb 22, 2019
 Putouts: 4, at Oregon, May 12, 2019
 Assists: 8, vs Nebraska, Feb 22, 2019



Adley Rutschman **#35**
C/IF

Junior • 6-2 • 216 • 2L
 Bats/Throws: S/R
 Sherwood, Ore.
 Sherwood

MLB First-Year Player Draft

• Selected in the 40th round of the 2016 MLB First-Year Player Draft by Seattle but did not sign.

2019

- Golden Spikes Award Semifinalist
- Dick Howser Trophy Semifinalist
- Buster Posey Award Semifinalist
- NCBWA National Player of the Month - April (May 6)
- Pac-12 Player of the Week (April 8)
- Pac-12 Player of the Week (March 19)
- Collegiate Baseball National Player of the Week (April 29)
- Regular season: Played in and started all 55 games. Batted a Pac-12 best .419 with nine doubles, one triple, 17 home runs and 57 RBI. Set an Oregon State single-season record with 73 walks.
- Pac-12 play: Started all 30 games and batted .419 with five doubles, eight home runs and 31 RBI. Drew 38 walks.
- Homered and finished 2-for-3 with a run scored and an RBI versus USC (5/24).
- Walked four times, including three intentionally, against Oregon in game two of the series (5/11).
- Extended his hit streak to nine games by going 2-for-4 with his 15th home run of the season, versus Gonzaga (4/30).
- Hit a seventh-inning grand slam and finished 2-for-3 with two runs and five RBI, tying a career-high, in the opener versus Washington State (4/26).
- Stretched his hit streak to five games, 3-for-5, vs. Nevada (4/23).
- Hit an inside-the-park home run - the second of his career - and finished 2-for-3 with two walks versus Arizona (4/18).
- Drove home four runs, hit a three-run home run in the fourth and finished 2-for-4 with a walk versus Oregon (4/9).

- Homered on both ends of a doubleheader and finished 5-for-9 with four runs and three RBI in the DH sweep of Utah (4/6).
- Hit a bases-clearing double in the seventh and finished 1-for-2 with three walks in the win over Washington (3/30).
- Hit two home runs and tied a career-best with four hits, while driving in four, in the finale versus UCLA (3/17).
- Drove in three runs and finished 2-for-3 with two walks against UCLA (3/16).
- Crushed a two-run home run in the sixth innings versus Minnesota. Walked twice and went 2-for-3 (3/8).
- Hit a solo home run in the sixth in the second game of the series versus West Virginia (3/2).
- Doubled and finished 3-for-4 with a walk in the finale versus Nebraska (2/24).
- Snapped a 3-3 tie with an eighth-inning home run in the second game of a DH versus Nebraska (2/22).
- Hit a grand slam, scored four runs and was 2-for-3 with two walks in the win over Minnesota (2/17).
- Hit a solo home run and scored three runs in the win over Gonzaga (2/16).

Personal

- Majoring in finance.
- Born Feb. 6, 1998 in Portland, Ore.
- Son of Carol and Randy Rutschman.
- Has one sister, Josie.
- Father, Randy, played collegiately at Linfield. Grandfather, Ad, was head football coach at Linfield until 1991.
- Enjoys golf and fishing in his spare time.
- Member of the National Honor Society in high school.
- Chose Oregon State because of "great coaching, the town and the school."

Rutschman's Career Single-Game Highs

Hits: 4, Nevada, Apr 03, 2018 ; at UCLA, Mar 17, 2019
 Doubles: 2, 4 times
 Triples: 1, 5 times
 Home runs: 2, at UCLA, Mar 17, 2019
 Total bases: 10, at UCLA, Mar 17, 2019
 RBI: 5, Washington State, Apr 26, 2019 ; San Diego, May 15, 2018
 Runs scored: 4, vs Minnesota, Feb 17, 2019
 Walks: 4, at Arizona State, Apr 14, 2019 ; at Oregon, May 11, 2019
 Hit by pitch: 1, 4 times
 Struck out: 4, at Nevada, Apr 22, 2019
 Sac flies: 1, 14 times
 Sac bunts: 1, at Stanford, Apr 02, 2017 ; at Washington, Apr 13, 2017 ; at California, Mar 16, 2018
 At bats: 6, 4 times
 Stolen bases: 1, 6 times
 Caught stealing: 1, 4 times
 Field chances: 23, Washington State, Apr 27, 2019
 Putouts: 22, Washington State, Apr 27, 2019
 Assists: 4, vs Arkansas, Jun 26, 2018 ; CSF, Mar 09, 2018 ; Ball State, Mar 11, 2017
 Runners CS: 2, 4 times



Bret Soulages **#29**
RHP

Freshman • 6-5 • 207 • HS
Bats/Throws: R/R
Alamo, Calif.
San Ramon Valley

2019

- Has not played.

Personal

- Born May 13, 1999 in San Ramon, Calif.
- Son of Kristie and the late Jeff Soulages.
- Has one brother, Jeffrey, and one sister, Nicole.
- Brother, Jeffrey, pitched at Cal State Fullerton from 2004-08.
- Community service: volunteered for Challenger baseball for two years. Helped disabled children aged 5-17 play the game. He said "it was very rewarding."
- Chose Oregon State because of "the elite baseball program, the college town feel, the accessibility to all sporting events, the peaceful surroundings and most of all, the integrity of the coaching staff, and positive influence I believe they will have on my development."



Zak Taylor **#16**
C/IF

Senior • 6-2 • 215 • 3L
Bats/Throws: R/R
Sherwood, Ore.
Sherwood

2019

- Regular season: Played in 38 games, starting 16, and batted .119 with one home run and seven RBI.
- Pac-12 play: Played in 20 games, starting five, and batted .133 with one home run and two RBI.
- Hit a solo home run in the fifth at Stanford in the series finale, his first round tripper of the season (5/19).


Personal

- Majoring in psychology.
- Born September 6, 1996 in Tualatin, Ore.
- Son of Holly and Mo Taylor.
- Was on National Honor Society and the Honor Roll in high school.
- Enjoys golf in his spare time.
- Favorite pro athlete is Miguel Cabrera.
- Favorite movie is Bull Durham.
- Chose Oregon State because it's "an outstanding baseball program, to get a great education and it is close to home."

Taylor's Career Single-Game Highs

Hits: 3, at LSU, Jun 02, 2018
Doubles: 1, 9 times
Triples: 1, vs Mississippi St., Jun 22, 2018
Home runs: 1, vs Gonzaga, Feb 17, 2018 ; Northwestern St., Jun 01, 2018 ; at Stanford, May 19, 2019
Total bases: 4, 4 times
RBI: 3, at LSU, Jun 02, 2018

Runs scored: 3, Washington, Mar 24, 2018
Walks: 1, 16 times
Hit by pitch: 2, vs Mississippi St., Jun 22, 2018
Struck out: 3, at California, Mar 16, 2018
Sac flies: 2, vs Gonzaga, Feb 16, 2019
Sac bunts: 2, at California, Mar 17, 2018
At bats: 5, 6 times
Field chances: 16, vs Cal Poly, Feb 18, 2018
Putouts: 15, vs Cal Poly, Feb 18, 2018
Assists: 3, Stanford, May 12, 2018
Runners CS: 2, at California, Mar 17, 2018



Sam Tweedt **#12**
RHP

R. Senior • 6-3 • 215 • 3L
Bats/Throws: R/R
Salem, Ore.
South Salem

2019

- Regular season: Pitched in nine games, with seven starts, and was 1-2 with a 4.03 ERA. Struck out 24 in 29 innings.
- Picked up his first win of 2019 after holding Nebraska to five hits and a run with five strikeouts in six innings (2/23).

Personal

- Majoring in finance.
- Born October 23, 1995.
- Son of Anne and Darin Tweedt.
- Has one sister, Madelein.
- Enjoys fishing, watching other sports and movies, collecting shoes and editing photography in his spare time.
- Was on Honor Roll all eight semesters of high school.
- Chose Oregon State because the "coaching staff is the best around and the program is top notch with a rich tradition."

Tweedt's Career Single-Game Highs

Innings pitched: 8.0, San Jose State, Mar 24, 2015
Walks allowed: 3, vs Oklahoma, Feb 21, 2015 ; vs Ohio State, Feb 23, 2018 ; Oregon, May 05, 2015
Strikeouts: 6, at Portland, Mar 04, 2015 ; Portland, Mar 10, 2015
Batters faced: 27, San Jose State, Mar 24, 2015
Field chances: 3, vs Coastal Carolina, Mar 10, 2019
Putouts: 1, 5 times
Assists: 2, West Virginia, Mar 03, 2019
Runners CS: 1, 6 times



Mitchell Verburg **#32**
RHP

R. Sophomore • 6-3 • 195 • 1L
Bats/Throws: R/R
Lake Oswego, Ore.
Lake Oswego

2019

- Regular season: Pitched in 16 games, all in relief, and was 1-0 with a 1.40 ERA and two saves. Struck out 38 in 25 2/3 innings.

- Pac-12 play: Appeared in nine games, all in relief, and was 1-0 with a 1.93 ERA and two saves. Struck out 24 in 14 innings.
- Set a career-high with nine strikeouts in 4 1/3 innings against Washington State (4/27).
- Set career highs in innings pitched (3 2/3), strikeouts (seven), batters faced (15) and pitches (64) in a scoreless outing versus Nevada (4/23).
- Threw just five pitches, striking out Spencer Torkelson with the winning run on first, to end the game for the save versus Arizona State (4/14).
- Won his first game of the season after holding Washington to two hits and a run in 1 2/3 innings of relief (3/30).
- Picked up his first save since 2017 with 2/3 of a scoreless inning in the opener at Washington (3/29).
- Set a career-high with four strikeouts in 1 1/3 innings of relief versus California (3/22).
- Tossed a career-long three innings of relief in the tie versus Coastal Carolina, striking out two (3/10).

Personal

- Major is kinesiology.
- Born Jan. 28, 1998 in Portland, Ore.
- Son of Shawna and Rick Verburg.
- Has one brother, Daniel.
- Enjoys fishing, school and billiards in his spare time.
- Aspires to be in the physical therapy business after his baseball career.
- Biggest athletic thrill to date is coming to Oregon State to play baseball.
- Chose Oregon State because of the "fit with the school and the best baseball program in the country."

Verburg's Career Single-Game Highs

Innings pitched: 4.1, Washington State, Apr 27, 2019
 Walks allowed: 3, at Nevada, Apr 23, 2019
 Strikeouts: 9, Washington State, Apr 27, 2019
 Batters faced: 15, at Nevada, Apr 23, 2019 ; Washington State, Apr 27, 2019
 Field chances: 2, at Nevada, Apr 23, 2019
 Putouts: 2, at Nevada, Apr 23, 2019
 Assists: 1, USC, Apr 29, 2017 ; at UCLA, Mar 17, 2019 ; Arizona, Mar 26, 2017



Andrew Walling #11 P/IF

Freshman • 6-3 • 210 • HS
 Bats/Throws: L/L
 Longview, Wash.
 R.A. Long

2019

- Regular season: Pitched in seven games, all in relief, and was 0-0 with a 0.00 ERA in 6 2/3 innings. Struck out three.
- Threw a season-high 24 pitches in 1 1/3 scoreless innings of relief versus Oklahoma State (5/4).
- Tallied two scoreless innings in relief against San Diego State (4/3).

Personal

- Born Oct. 29, 1999.
- Majoring in business information systems.
- Son of Jennifer and Jeff Walling.

- Cousin, Ryan Littlefield, played baseball at East Carolina from 2014-2017.
- Member of National Honor Society in high school, and on Honor Roll each year. Also an ASB leadership member.
- Has participated in multiple community food drives, and as a camp counselor at Longview Youth Baseball Camps.
- Chose Oregon State because "I saw it as a place I could easily live for four years. I was also drawn to the rich baseball culture and coaching staff."

Walling's Career Single-Game Highs

Innings pitched: 2.0, San Diego State, Apr 03, 2019
 Walks allowed: 2, at Oregon, May 12, 2019
 Strikeouts: 2, vs Nebraska, Feb 23, 2019
 Batters faced: 7, Gonzaga, Apr 30, 2019



Elliot Willy #14 OF

R. Sophomore • 6-1 • 194 • 1L
 Bats/Throws: R/R
 Bend, Ore.
 Bend

2019

- Regular season: Played in 17 games, making five starts, and batted .174 with two doubles and four home runs.
- Pac-12 play: Appeared in six games, with two starts, and batted .214 with one double and three RBI.
- Doubled and made a leaping grab of a fly ball at the fence in left in the first game of a doubleheader versus Utah (4/6).

Personal

- Majoring in accountancy.
- Born June 6, 1997 in Coeur d'Alene, Idaho.
- Son of Theresa and Roy Willy.
- Has one brother, Seth, and one sister, Annika.
- Wants to own a farm or work on one when his playing career is over.
- Favorite professional athlete is Madison Bumgarner.
- Favorite thing about baseball is the battle between the batter and the pitcher.
- Chose Oregon State "for the blue-collar atmosphere and the team unity." Also because of the family atmosphere with both the school and the baseball program."

Willy's Career Single-Game Highs

Hits: 2, Arizona, Apr 20, 2019
 Doubles: 1, Utah, Apr 06, 2019 ; vs Minnesota, Feb 17, 2019 ; San Diego, May 14, 2018
 Total bases: 2, 4 times
 RBI: 3, Arizona, Apr 20, 2019
 Runs scored: 1, Gonzaga, Apr 30, 2019 ; vs Minnesota, Feb 17, 2019 ; vs Nebraska, Feb 22, 2019
 Walks: 1, Gonzaga, Apr 30, 2019 ; vs Nebraska, Feb 22, 2019
 Struck out: 2, at Nevada, Apr 22, 2019
 At bats: 5, Utah, Apr 06, 2019 ; Arizona, Apr 20, 2019
 Field chances: 5, Utah, Apr 06, 2019
 Putouts: 5, Utah, Apr 06, 2019



Zack #30
Zalesky C/OF

R. Sophomore • 5-10 • 195 • 1L
 Bats/Throws: L/R
 Corvallis, Ore.
 Corvallis

2019

- Regular season: Played in 15 games, starting five, and batted .222 with one double, one home run and seven RBI.
- Pac-12 play: Played in seven games, starting three, and batted .143 with one home run and three RBI.
- Hit his first career home run, a two-run shot, against USC (5/24).
- Pinch hit and drove in two via a two-out double in the ninth against Gonzaga (4/30).
- Hit a long RBI single in the first game of the doubleheader versus Arizona (4/20).
- Posted two hits in two at bats, scored a run and drove in a run versus Nebraska (2/23).

Personal

- Majoring in finance.
- Born May 8, 1998 in Iowa City, Iowa.
- Son of Teri and Jim Zalesky. Father, Jim, is the Oregon State wrestling program's head coach.
- Has one brother, Luke, and two sisters, Nicolette and Jaelyn.
- Aspires to go into business marketing or finance in a sports company after his playing career because "I still want to be around sports."
- Favorite TV show is How I Met Your Mother and favorite movie is The Dark Knight.
- Has been active in the community in the past, volunteering at a soup kitchen.
- Chose Oregon State because of "the great atmosphere, the coaching staff, and the chance to win a national title."

Zalesky's Career Single-Game Highs

Hits: 2, vs Nebraska, Feb 23, 2019
 Doubles: 1, Gonzaga, Apr 30, 2019
 Home runs: 1, USC, May 24, 2019
 Total bases: 4, USC, May 24, 2019
 RBI: 2, Gonzaga, Apr 30, 2019 ; USC, May 24, 2019
 Runs scored: 1, 4 times
 Walks: 1, West Virginia, Mar 03, 2019 ; at Oregon, May 10, 2019 ; at Oregon, May 12, 2019
 Hit by pitch: 1, Washington, Mar 24, 2018
 Struck out: 2, at Oregon, May 10, 2019 ; USC, May 25, 2019
 Sac flies: 1, vs Cal Poly, Feb 18, 2018 ; Washington, Mar 24, 2018
 At bats: 5, Oklahoma State, May 05, 2019
 Stolen bases: 1, at Oregon, May 10, 2019
 Field chances: 6, Washington, Mar 24, 2018
 Putouts: 6, Washington, Mar 24, 2018

2019 OREGON STATE BASEBALL

PLAYER BIOGRAPHIES

Twitter.com/BeaverBaseball
Instagram.com/BeaverBaseball
Facebook.com/OregonStateBaseball

Abel, Kevin

Year	ERA	W	L	App	GS	CG	SHO	CBO	SV	IP	H	R	ER	BB	SO	2B	3B	HR	BF	B/Avg	WP	HBP	BK	SFA	SHA
2018	2.88	8	1	23	7	1	1	1	1	81.1	51	31	26	46	108	4	2	5	346	.181	6	9	1	1	8
2019	3.86	2	0	3	3	0	0	0	0	16.1	8	7	7	9	25	2	0	1	66	.143	2	1	0	0	0
TOTAL	3.04	10	1	26	10	1	1	1	1	97.2	59	38	33	55	133	6	2	6	412	.175	8	10	1	1	8

Armstrong, Andy

Year	Avg	GP	GS	AB	R	H	2B	3B	HR	RBI	TB	SLG%	BB	HBP	SO	GDP	OB%	SF	SH	SB	ATT	PO	A	E	FLD%
2017	.286	19	8	21	6	6	1	0	0	4	7	.333	5	1	2	0	.444	0	1	0	0	8	7	3	.833
2018	.262	46	33	122	18	32	13	1	2	20	53	.434	8	5	20	4	.333	0	13	2	2	54	76	0	1.000
2019	.237	50	33	118	10	28	4	1	1	11	37	.314	8	3	27	2	.300	1	7	2	2	42	85	0	1.000
TOTAL	.253	115	74	261	34	66	18	2	3	35	97	.372	21	9	49	6	.329	1	21	4	4	104	168	3	.989

Burns, Nathan

Year	ERA	W	L	App	GS	CG	SHO	CBO	SV	IP	H	R	ER	BB	SO	2B	3B	HR	BF	B/Avg	WP	HBP	BK	SFA	SHA
2018	5.52	1	1	10	1	0	0	1	0	14.2	15	10	9	11	14	2	0	2	71	.278	2	3	0	1	2
2019	3.32	2	0	10	1	0	0	0	0	21.2	16	9	8	15	19	3	1	0	92	.216	2	1	0	0	2
TOTAL	4.21	3	1	20	2	0	0	1	0	36.1	31	19	17	26	33	5	1	2	163	.242	4	4	0	1	4

Casey, Joe

Year	Avg	GP	GS	AB	R	H	2B	3B	HR	RBI	TB	SLG%	BB	HBP	SO	GDP	OB%	SF	SH	SB	ATT	PO	A	E	FLD%
2018	.500	18	2	14	5	7	2	0	0	2	9	.643	4	0	3	0	.611	0	0	0	0	1	0	0	1.000
2019	.268	41	31	123	26	33	8	1	3	13	52	.423	17	1	40	0	.359	1	2	4	6	52	0	1	.981
TOTAL	.292	59	33	137	31	40	10	1	3	15	61	.445	21	1	43	0	.388	1	2	4	6	53	0	1	.981

Chamberlain, Christian

Year	ERA	W	L	App	GS	CG	SHO	CBO	SV	IP	H	R	ER	BB	SO	2B	3B	HR	BF	B/Avg	WP	HBP	BK	SFA	SHA
2018	3.54	3	0	20	3	0	0	1	0	40.2	29	16	16	28	49	6	1	1	182	.203	2	8	0	0	3
2019	3.79	3	4	22	3	0	0	2	2	40.1	32	21	17	18	53	9	0	2	170	.219	1	4	1	2	0
TOTAL	3.67	6	4	42	6	0	0	3	2	81.0	61	37	33	46	102	15	1	3	352	.211	3	12	1	2	3

Claunch, Troy

Year	Avg	GP	GS	AB	R	H	2B	3B	HR	RBI	TB	SLG%	BB	HBP	SO	GDP	OB%	SF	SH	SB	ATT	PO	A	E	FLD%
2018	.321	23	10	28	9	9	1	0	2	10	16	.571	12	0	6	0	.512	1	2	0	0	76	10	0	1.000
2019	.264	32	19	72	7	19	3	0	1	9	25	.347	5	3	16	3	.333	1	0	1	2	77	13	1	.989
TOTAL	.280	55	29	100	16	28	4	0	3	19	41	.410	17	3	22	3	.393	2	2	1	2	153	23	1	.994

Clayton, Zach

Year	Avg	GP	GS	AB	R	H	2B	3B	HR	RBI	TB	SLG%	BB	HBP	SO	GDP	OB%	SF	SH	SB	ATT	PO	A	E	FLD%
2018	.000	7	0	6	1	0	0	0	0	0	0	.000	0	0	2	0	.000	0	0	0	0	3	0	0	1.000
2019	.000	1	1	1	0	0	0	0	0	0	0	.000	0	0	1	0	.000	0	0	0	0	1	0	0	1.000
TOTAL	.000	8	1	7	1	0	0	0	0	0	0	.000	0	0	3	0	.000	0	0	0	0	4	0	0	1.000

Dukart, Jake

Year	Avg	GP	GS	AB	R	H	2B	3B	HR	RBI	TB	SLG%	BB	HBP	SO	GDP	OB%	SF	SH	SB	ATT	PO	A	E	FLD%
2019	.218	35	19	78	6	17	3	0	0	12	20	.256	13	1	15	0	.330	2	2	0	0	9	33	4	.913

Eisert, Brandon

Year	ERA	W	L	App	GS	CG	SHO	CBO	SV	IP	H	R	ER	BB	SO	2B	3B	HR	BF	B/Avg	WP	HBP	BK	SFA	SHA
2017	2.31	5	0	21	0	0	0	1	4	46.2	32	14	12	19	50	10	0	2	194	.188	7	2	0	0	3
2018	2.53	5	3	27	0	0	0	3	5	57.0	44	19	16	12	52	9	0	0	226	.219	5	4	1	4	5
2019	2.03	8	2	14	7	0	0	2	0	62.0	59	15	14	13	74	14	0	2	254	.255	4	0	1	4	5
TOTAL	2.28	18	5	62	7	0	0	6	9	165.2	135	48	42	44	176	33	0	4	674	.224	16	6	2	8	13

Fehmel, Bryce

Year	ERA	W	L	App	GS	CG	SHO	CBO	SV	IP	H	R	ER	BB	SO	2B	3B	HR	BF	B/Avg	WP	HBP	BK	SFA	SHA
2016	2.31	10	1	26	6	1	1	0	2	70.0	58	22	18	23	51	9	1	4	293	.222	7	3	0	2	4
2017	3.87	6	3	15	14	1	0	1	0	81.1	69	39	35	22	49	14	1	8	333	.232	4	5	0	5	4
2018	3.19	10	1	20	20	1	1	1	0	113.0	98	42	40	27	64	17	1	11	464	.234	4	13	0	1	5
2019	3.34	7	3	15	15	2	1	0	0	94.1	79	41	35	19	67	18	3	10	387	.226	2	8	1	6	4
TOTAL	3.21	33	8	76	55	5	3	2	2	358.2	304	144	128	91	231	58	6	33	1477	.229	17	29	1	14	17

Fuchs, Greg

Year	Avg	GP	GS	AB	R	H	2B	3B	HR	RBI	TB	SLG%	BB	HBP	SO	GDP	OB%	SF	SH	SB	ATT	PO	A	E	FLD%
2019	.167	20	4	30	1	5	1	0	0	4	6	.200	6	0	10	0	.306	0	0	0	0	3	0	0	1.000

Gambrell, Grant

Year	ERA	W	L	App	GS	CG	SHO	CBO	SV	IP	H	R	ER	BB	SO	2B	3B	HR	BF	B/Avg	WP	HBP	BK	SFA	SHA
2017	2.93	1	0	13	0	0	0	1	1	15.1	10	7	5	13	10	2	0	1	73	.196	0	6	0	2	1
2018	4.40	5	1	14	12	0	0	1	0	57.1	53	30	28	29	57	12	0	2	251	.251	3	6	1	2	3
2019	2.74	5	2	12	12	0	0	2	0	65.2	54	23	20	22	76	9	0	2	270	.229	8	3	0	3	6
TOTAL	3.45	11	3	39	24	0	0	4	1	138.1	117	60	53	64	143	23	0	5	594	.235	11	15	1	7	10

Gretler, Matthew

Year	Avg	GP	GS	AB	R	H	2B	3B	HR	RBI	TB	SLG%	BB	HBP	SO	GDP	OB%	SF	SH	SB	ATT	PO	A	E	FLD%
2019	.269	22	14	52	7	14	2	0	1	9	19	.365	2	3	16	1	.328	1	0	1	1	3	9	0	1.000

Harvey, Jake

Year	Avg	GP	GS	AB	R	H	2B	3B	HR	RBI	TB	SLG%	BB	HBP	SO	GDP	OB%	SF	SH	SB	ATT	PO	A	E	FLD%
2019	.255	32	26	98	23	25	4	1	1	8	34	.347	15	0	33	1	.354	0	4	4	5	38	57	3	.969

Jones, Preston

Year	Avg	GP	GS	AB	R	H	2B	3B	HR	RBI	TB	SLG%	BB	HBP	SO	GDP	OB%	SF	SH	SB	ATT	PO	A	E	FLD%
2017	.333	30	5	21	14	7	3	1	0	4	12	.571	5	0	2	0	.462	0	0	2	2	23	0	1	.958
2018	.288	38	13	73	13	21	6	0	1	12	30	.411	5	1	21	0	.342	0	2	3	6	17	0	1	.944
2019	.228	49	32	123	23	28	6	0	2	16	40	.325	13	9	27	3	.338	3	7	7	9	93	2	0	1.000
TOTAL	.258	117	50	217	50	56	15	1	3	32	82	.378	23	10	50	3	.352	3	9	12	17	133	2	2	.985

Malone, Tyler

Year	Avg	GP	GS	AB	R	H	2B	3B	HR	RBI	TB	SLG%	BB	HBP	SO	GDP	OB%	SF	SH	SB	ATT	PO	A	E	FLD%
2017	.256	28	11	43	8	11	1	0	0	5	12	.279	14	1	10	1	.441	1	0	2	3	31	4	0	1.000
2018	.278	53	41	151	28	42	6	0	8	32	72	.477	32	1	40	3	.405	1	0	1	1	16	0	0	1.000
2019	.213	47	41	141	18	30	8	0	0	18	38	.270	39	3	37	1	.387	3	0	1	1	103	1	2	.981
TOTAL	.248	128	93	335	54	83	15	0	8	55	122	.364	85	5	87	5	.402	5	0	4	5	150	5	2	.987

McGarry, Alex

Year	Avg	GP	GS	AB	R	H	2B	3B	HR	RBI	TB	SLG%	BB	HBP	SO	GDP	OB%	SF	SH	SB	ATT	PO	A	E	FLD%
2019	.291	47	40	148	35	43	5	0	8	29	72	.486	29	0	54	2	.404	1	0	3	5	50	4	2	.964

McMahan, Kyler

Year	Avg	GP	GS	AB	R	H	2B	3B	HR	RBI	TB	SLG%	BB	HBP	SO	GDP	OB%	SF	SH	SB	ATT	PO	A	E	FLD%
2018	.000	12	2	7	3	0	0	0	0	0	0	.000	1	0	2	0	.125	0	1	0	0	4	5	0	1.000
2019	.246	50	40	138	22	34	10	1	0	14	46	.333	11	0	38	1	.302	0	9	4	6	111	7	3	.975
TOTAL	.234	62	42	145	25	34	10	1	0	14	46	.317	12	0	40	1	.293	0	10	4	6	115	12	3	.977

Meckler, Wade

Year	Avg	GP	GS	AB	R	H	2B	3B	HR	RBI	TB	SLG%	BB	HBP	SO	GDP	OB%	SF	SH	SB	ATT	PO	A	E	FLD%
2019	.100	20	2	10	5	1	0	0	0	2	1	.100	4	1	3	0	.400	0	0	1	2	4	0	0	1.000

Mendazona, George

Year	Avg	GP	GS	AB	R	H	2B	3B	HR	RBI	TB	SLG%	BB	HBP	SO	GDP	OB%	SF	SH	SB	ATT	PO	A	E	FLD%
2017	.000	14	3	11	1	0	0	0	0	1	0	.000	1	1	4	0	.154	0	0	0	0	1	5	0	1.000
2019	.223	38	31	112	11	25	5	0	1	12	33	.295	15	2	22	1	.318	3	2	0	2	18	40	4	.935
TOTAL	.203	52	34	123	12	25	5	0	1	13	33	.268	16	3	26	1	.303	3	2	0	2	19	45	4	.941

Mulholland, Jake

Year	ERA	W	L	App	GS	CG	SHO	CBO	SV	IP	H	R	ER	BB	SO	2B	3B	HR	BF	B/Avg	WP	HBP	BK	SFA	SHA
2017	1.20	7	1	28	0	0	0	5	6	52.1	34	8	7	12	44	4	2	2	202	.183	3	1	0	0	3
2018	2.20	2	2	31	0	0	0	3	16	45.0	30	12	11	11	42	2	0	4	177	.194	4	3	0	1	7
2019	1.81	3	2	26	0	0	0	1	8	44.2	37	12	9	11	40	5	0	2	181	.227	1	2	0	1	4
TOTAL	1.71	12	5	85	0	0	0	9	30	142.0	101	32	27	34	126	11	2	8	560	.200	8	6	0	2	14

Mundt, Joey

Year	ERA	W	L	App	GS	CG	SHO	CBO	SV	IP	H	R	ER	BB	SO	2B	3B	HR	BF	B/Avg	WP	HBP	BK	SFA	SHA
2019	2.03	0	0	7	0	0	0	0	1	13.1	8	3	3	8	15	1	1	0	54	.182	1	1	0	1	0

Ober, Ryan

Year	Avg	GP	GS	AB	R	H	2B	3B	HR	RBI	TB	SLG%	BB	HBP	SO	GDP	OB%	SF	SH	SB	ATT	PO	A	E	FLD%
2018	.000	8	1	7	4	0	0	0	0	0	0	.000	0	2	2	1	.222	0	0	0	0	2	2	1	.800
2019	.271	44	38	140	21	38	9	0	3	22	56	.400	20	5	34	3	.377	2	3	1	3	181	31	4	.981
TOTAL	.259	52	39	147	25	38	9	0	3	22	56	.381	20	7	36	4	.369	2	3	1	3	183	33	5	.977

Pearce, Dylan

Year	ERA	W	L	App	GS	CG	SHO	CBO	SV	IP	H	R	ER	BB	SO	2B	3B	HR	BF	B/Avg	WP	HBP	BK	SFA	SHA
2018	3.49	2	0	25	0	0	0	1	2	28.1	31	11	11	7	27	7	1	2	122	.282	0	2	0	1	2
2019	3.59	3	2	21	4	0	0	0	0	52.2	41	22	21	27	49	7	0	5	225	.219	1	4	0	3	4
TOTAL	3.56	5	2	46	4	0	0	1	2	81.0	72	33	32	34	76	14	1	7	347	.242	1	6	0	4	6

Pfennigs, Jake

Year	ERA	W	L	App	GS	CG	SHO	CBO	SV	IP	H	R	ER	BB	SO	2B	3B	HR	BF	B/Avg	WP	HBP	BK	SFA	SHA
2019	4.55	1	1	17	3	0	0	0	1	31.2	30	18	16	16	22	3	0	2	140	.259	4	3	1	1	3

2019 OREGON STATE BASEBALL

PLAYER BIOGRAPHIES

Twitter.com/BeaverBaseball
Instagram.com/BeaverBaseball
Facebook.com/OregonStateBaseball

Philip, Beau

Year	Avg	GP	GS	AB	R	H	2B	3B	HR	RBI	TB	SLG%	BB	HBP	SO	GDP	OB%	SF	SH	SB	ATT	PO	A	E	FLD%
2019	.322	42	42	171	31	55	14	1	5	31	86	.503	14	1	35	3	.370	3	3	5	8	47	81	4	.970

Rutschman, Adley

Year	Avg	GP	GS	AB	R	H	2B	3B	HR	RBI	TB	SLG%	BB	HBP	SO	GDP	OB%	SF	SH	SB	ATT	PO	A	E	FLD%
2017	.234	61	56	209	38	49	7	1	2	33	64	.306	27	3	39	5	.322	6	2	5	5	431	61	6	.988
2018	.408	67	67	250	56	102	22	3	9	83	157	.628	53	0	40	7	.505	4	1	1	3	570	48	8	.987
2019	.419	55	55	179	56	75	9	1	17	57	137	.765	73	1	37	4	.580	4	0	0	2	483	39	5	.991
TOTAL	.354	183	178	638	150	226	38	5	28	173	358	.561	153	4	116	16	.473	14	3	6	10	1484	148	19	.988

Taylor, Zak

Year	Avg	GP	GS	AB	R	H	2B	3B	HR	RBI	TB	SLG%	BB	HBP	SO	GDP	OB%	SF	SH	SB	ATT	PO	A	E	FLD%
2016	.125	7	2	8	1	1	0	0	0	3	1	.125	1	1	3	0	.273	1	0	0	0	0	0	0	.000
2017	.232	33	15	56	6	13	2	0	0	6	15	.268	3	1	14	2	.279	1	1	0	0	89	6	1	.990
2018	.274	61	48	164	31	45	7	1	2	22	60	.366	9	7	40	3	.339	0	13	0	0	379	27	3	.993
2019	.119	38	16	67	6	8	0	0	1	7	11	.164	3	1	16	1	.162	3	3	0	0	152	6	1	.994
TOTAL	.227	139	81	295	44	67	9	1	3	38	87	.295	16	10	73	6	.285	5	17	0	0	620	39	5	.992

Tweedt, Sam

Year	ERA	W	L	App	GS	CG	SHO	CBO	SV	IP	H	R	ER	BB	SO	2B	3B	HR	BF	B/Avg	WP	HBP	BK	SFA	SHA
2015	2.85	8	1	21	6	0	0	1	0	47.1	35	18	15	18	32	11	2	2	195	.207	2	4	0	0	4
2017	2.50	3	0	14	6	0	0	1	0	36.0	34	11	10	6	31	5	0	4	148	.248	1	2	0	1	2
2018	7.16	1	0	10	2	0	0	0	0	16.1	15	15	13	12	9	4	0	2	73	.263	2	1	0	2	1
2019	4.03	1	2	9	7	0	0	0	0	29.0	35	21	13	11	24	8	0	3	137	.292	2	3	0	1	2
TOTAL	3.57	13	3	54	21	0	0	2	0	128.2	119	65	51	47	96	28	2	11	553	.246	7	10	0	4	9

Verburg, Mitchell

Year	ERA	W	L	App	GS	CG	SHO	CBO	SV	IP	H	R	ER	BB	SO	2B	3B	HR	BF	B/Avg	WP	HBP	BK	SFA	SHA
2017	0.93	1	0	14	0	0	0	1	2	9.2	6	1	1	4	8	1	0	0	41	.176	1	1	0	1	1
2019	1.40	1	0	16	0	0	0	2	2	25.2	15	5	4	7	38	1	1	2	101	.165	1	1	2	1	1
TOTAL	1.27	2	0	30	0	0	0	3	4	35.1	21	6	5	11	46	2	1	2	142	.168	2	2	2	2	2

Walling, Andrew

Year	ERA	W	L	App	GS	CG	SHO	CBO	SV	IP	H	R	ER	BB	SO	2B	3B	HR	BF	B/Avg	WP	HBP	BK	SFA	SHA
2019	0.00	0	0	7	0	0	0	0	0	6.2	2	1	0	7	3	0	0	0	28	.105	0	1	0	0	1

Willy, Elliot

Year	Avg	GP	GS	AB	R	H	2B	3B	HR	RBI	TB	SLG%	BB	HBP	SO	GDP	OB%	SF	SH	SB	ATT	PO	A	E	FLD%
2018	.333	3	0	3	0	1	1	0	0	1	2	.667	0	0	2	0	.333	0	0	0	0	1	0	0	1.000
2019	.174	17	5	23	3	4	2	0	0	4	6	.261	2	0	4	0	.240	0	0	0	0	14	0	0	1.000
TOTAL	.192	20	5	26	3	5	3	0	0	5	8	.308	2	0	6	0	.250	0	0	0	0	15	0	0	1.000

Zalesky, Zack

Year	Avg	GP	GS	AB	R	H	2B	3B	HR	RBI	TB	SLG%	BB	HBP	SO	GDP	OB%	SF	SH	SB	ATT	PO	A	E	FLD%
2018	.125	8	1	8	1	1	0	0	0	2	1	.125	0	1	0	1	.182	2	0	0	0	12	0	0	1.000
2019	.222	15	5	27	3	6	1	0	1	7	10	.370	3	0	6	0	.300	0	0	1	1	13	0	0	1.000
TOTAL	.200	23	6	35	4	7	1	0	1	9	11	.314	3	1	6	1	.268	2	0	1	1	25	0	0	1.000

(All games Sorted by Batting avg)

Record: 36-18-1 Home: 17-10 Away: 9-7 Neutral: 10-1-1 Pac-12: 21-8

Player	avg	gp-gs	ab	r	h	2b	3b	hr	rbi	tb	slg%	bb	hp	so	gdp	ob%	sf	sh	sb-att	po	a	e	fld%
35 Rutschman, Adley	.419	55-55	179	56	75	9	1	17	57	137	.765	73	1	37	4	.580	4	0	0-2	483	39	5	.991
4 Philip, Beau	.322	42-42	171	31	55	14	1	5	31	86	.503	14	1	35	3	.370	3	3	5-8	47	81	4	.970
44 McGarry, Alex	.291	47-40	148	35	43	5	0	8	29	72	.486	29	0	54	2	.404	1	0	3-5	50	4	2	.964
18 Ober, Ryan	.271	44-38	140	21	38	9	0	3	22	56	.400	20	5	34	3	.377	2	3	1-3	181	31	4	.981
3 Gretler, Matthew	.269	22-14	52	7	14	2	0	1	9	19	.365	2	3	16	1	.328	1	0	1-1	3	9	0	1.000
6 Casey, Joe	.268	41-31	123	26	33	8	1	3	13	52	.423	17	1	40	0	.359	1	2	4-6	52	0	1	.981
17 Claunch, Troy	.264	32-19	72	7	19	3	0	1	9	25	.347	5	3	16	3	.333	1	0	1-2	77	13	1	.989
2 Harvey, Jake	.255	32-26	98	23	25	4	1	1	8	34	.347	15	0	33	1	.354	0	4	4-5	38	57	3	.969
1 McMahan, Kyler	.246	50-40	138	22	34	10	1	0	14	46	.333	11	0	38	1	.302	0	9	4-6	111	7	3	.975
9 Armstrong, Andy	.237	50-33	118	10	28	4	1	1	11	37	.314	8	3	27	2	.300	1	7	2-2	42	85	0	1.000
33 Jones, Preston	.228	49-32	123	23	28	6	0	2	16	40	.325	13	9	27	3	.338	3	7	7-9	93	2	0	1.000
13 Mendazona, George	.223	38-31	112	11	25	5	0	1	12	33	.295	15	2	22	1	.318	3	2	0-2	18	40	4	.935
30 Zalesky, Zack	.222	15-5	27	3	6	1	0	1	7	10	.370	3	0	6	0	.300	0	0	1-1	13	0	0	1.000
15 Dukart, Jake	.218	35-19	78	6	17	3	0	0	12	20	.256	13	1	15	0	.330	2	2	0-0	9	33	4	.913
7 Malone, Tyler	.213	47-41	141	18	30	8	0	0	18	38	.270	39	3	37	1	.387	3	0	1-1	103	1	2	.981
14 Willy, Elliot	.174	17-5	23	3	4	2	0	0	4	6	.261	2	0	4	0	.240	0	0	0-0	14	0	0	1.000
36 Fuchs, Greg	.167	20-4	30	1	5	1	0	0	4	6	.200	6	0	10	0	.306	0	0	0-0	3	0	0	1.000
16 Taylor, Zak	.119	38-16	67	6	8	0	0	1	7	11	.164	3	1	16	1	.162	3	3	0-0	152	6	1	.994
28 Meckler, Wade	.100	20-2	10	5	1	0	0	0	2	1	.100	4	1	3	0	.400	0	0	1-2	4	0	0	1.000
20 Clayton, Zach	.000	1-1	1	0	0	0	0	0	0	0	.000	0	0	1	0	.000	0	0	0-0	1	0	0	1.000
26 Fehmel, Bryce	.000	1-1	0	0	0	0	0	0	0	0	.000	0	0	0	0	.000	0	0	0-0	7	8	1	.938
Totals	.264	55	1851	314	488	94	6	45	285	729	.394	292	34	471	26	.369	28	42	35-55	1512	458	44	.978
Opponents	.227	55	1833	198	416	80	6	31	183	601	.328	183	32	505	25	.305	23	32	19-36	1461	496	50	.975

LOB - Team (472), Opp (395). DPs turned - Team (41), Opp (34). CI - Team (2), Rutschman 2.

(All games Sorted by Earned run avg)

Player	era	w-l	app	gs	cg	sho	sv	ip	h	r	er	bb	so	2b	3b	hr	b/avg	wp	hp	bks	sfa	sha
11 Walling, Andrew	0.00	0-0	7	0	0	0/0	0	6.2	2	1	0	7	3	0	0	0	.105	0	1	0	0	1
32 Verburg, Mitchell	1.40	1-0	16	0	0	0/2	2	25.2	15	5	4	7	38	1	1	2	.165	1	1	2	1	1
38 Mulholland, Jake	1.81	3-2	26	0	0	0/1	8	44.2	37	12	9	11	40	5	0	2	.227	1	2	0	1	4
25 Mundt, Joey	2.03	0-0	7	0	0	0/0	1	13.1	8	3	3	8	15	1	1	0	.182	1	1	0	1	0
37 Eisert, Brandon	2.03	8-2	14	7	0	0/2	0	62.0	59	15	14	13	74	14	0	2	.255	4	0	1	4	5
22 Gambrell, Grant	2.74	5-2	12	12	0	0/2	0	65.2	54	23	20	22	76	9	0	2	.229	8	3	0	3	6
24 Burns, Nathan	3.32	2-0	10	1	0	0/0	0	21.2	16	9	8	15	19	3	1	0	.216	2	1	0	0	2
26 Fehmel, Bryce	3.34	7-3	15	15	2	1/0	0	94.1	79	41	35	19	67	18	3	10	.226	2	8	1	6	4
49 Pearce, Dylan	3.59	3-2	21	4	0	0/0	0	52.2	41	22	21	27	49	7	0	5	.219	1	4	0	3	4
34 Chamberlain, C.	3.79	3-4	22	3	0	0/2	2	40.1	32	21	17	18	53	9	0	2	.219	1	4	1	2	0
23 Abel, Kevin	3.86	2-0	3	3	0	0/0	0	16.1	8	7	7	9	25	2	0	1	.143	2	1	0	0	0
12 Tweedt, Sam	4.03	1-2	9	7	0	0/0	0	29.0	35	21	13	11	24	8	0	3	.292	2	3	0	1	2
19 Pfennigs, Jake	4.55	1-1	17	3	0	0/0	1	31.2	30	18	16	16	22	3	0	2	.259	4	3	1	1	3
Totals	2.98	36-18	55	55	2	4/3	14	504.0	416	198	167	183	505	80	6	31	.227	29	32	6	23	32
Opponents	5.34	18-36	55	55	1	5/5	8	487.0	488	314	289	292	471	94	6	45	.264	51	34	7	28	42

PB - Team (6), Rutschman 4, Claunch 2, Opp (7). Pickoffs - Team (4), Chamberlain 2, Tweedt 1, Rutschman 1, Opp (7).

2019 OREGON STATE BASEBALL STATISTICS

Twitter.com/BeaverBaseball
Instagram.com/BeaverBaseball
Facebook.com/OregonStateBaseball

(Pac-12 games only Sorted by Batting avg)

Record: 21-8 Home: 12-3 Away: 9-5 Pac-12: 21-8

Player	avg	gp-gs	ab	r	h	2b	3b	hr	rbi	tb	slg%	bb	hp	so	gdp	ob%	sf	sh	sb-att	po	a	e	fld%
35 Rutschman, Adley	.419	29-29	93	26	39	5	0	8	31	68	.731	38	1	17	1	.578	3	0	0-1	257	25	4	.986
17 Claunch, Troy	.345	13-7	29	3	10	3	0	0	4	13	.448	2	1	9	0	.394	1	0	1-1	23	5	0	1.000
15 Dukart, Jake	.324	12-9	34	3	11	2	0	0	8	13	.382	5	0	7	0	.390	2	1	0-0	6	16	2	.917
3 Gretler, Matthew	.316	14-10	38	5	12	2	0	0	7	14	.368	1	1	10	0	.350	0	0	1-1	3	7	0	1.000
18 Ober, Ryan	.307	24-23	88	18	27	7	0	3	19	43	.489	14	2	19	2	.410	1	0	1-3	115	16	0	1.000
6 Casey, Joe	.304	19-16	69	12	21	6	1	0	5	29	.420	4	0	23	0	.342	0	1	0-1	27	0	0	1.000
4 Philip, Beau	.301	20-20	83	13	25	7	1	2	9	40	.482	7	0	21	1	.348	2	1	2-4	25	36	3	.953
9 Armstrong, Andy	.279	27-16	61	5	17	2	1	1	5	24	.393	4	1	15	1	.333	0	4	1-1	24	40	0	1.000
2 Harvey, Jake	.278	19-15	54	14	15	1	1	0	5	18	.333	11	0	16	1	.400	0	2	2-3	19	37	1	.982
13 Mendazona, George	.253	23-22	75	10	19	3	0	1	5	25	.333	12	2	10	1	.367	1	2	0-2	9	30	4	.907
1 McMahan, Kyler	.246	26-21	69	8	17	2	1	0	6	21	.304	7	0	16	1	.316	0	6	2-3	56	3	0	1.000
44 McGarry, Alex	.231	26-21	78	16	18	1	0	7	16	40	.513	14	0	31	0	.344	1	0	2-2	32	3	2	.946
14 Willy, Elliot	.214	6-2	14	0	3	1	0	0	3	4	.286	0	0	1	0	.214	0	0	0-0	10	0	0	1.000
33 Jones, Preston	.190	25-14	58	8	11	2	0	1	8	16	.276	8	4	10	1	.324	1	1	4-5	44	1	0	1.000
7 Malone, Tyler	.182	25-23	88	10	16	5	0	0	8	21	.239	17	3	21	1	.330	1	0	1-1	56	1	2	.966
30 Zalesky, Zack	.143	7-3	14	2	2	0	0	1	3	5	.357	2	0	4	0	.250	0	0	1-1	7	0	0	1.000
16 Taylor, Zak	.133	20-5	30	2	4	0	0	1	2	7	.233	0	0	8	1	.133	0	2	0-0	71	4	1	.987
36 Fuchs, Greg	.077	8-2	13	1	1	0	0	0	0	1	.077	3	0	6	0	.250	0	0	0-0	0	0	0	.000
28 Meckler, Wade	.000	10-2	7	4	0	0	0	0	2	0	.000	4	1	2	0	.417	0	0	1-2	4	0	0	1.000
26 Fehmel, Bryce	.000	1-1	0	0	0	0	0	0	0	0	.000	0	0	0	0	.000	0	0	0-0	7	6	1	.929
Totals	.269	29	995	160	268	49	5	25	146	402	.404	153	16	246	11	.371	13	20	19-31	801	255	25	.977
Opponents	.236	29	976	100	230	42	4	16	94	328	.336	93	16	265	9	.308	16	19	12-23	783	259	14	.987

LOB - Team (254), Opp (220). DPs turned - Team (21), Opp (17). CI - Team (1), Rutschman 1.

(Pac-12 games only Sorted by Earned run avg)

Player	era	w-l	app	gs	cg	sho	sv	ip	h	r	er	bb	so	2b	3b	hr	b/avg	wp	hp	bk	sfa	sha
11 Walling, Andrew	0.00	0-0	2	0	0	0/0	0	0.0	0	1	0	3	0	0	0	0		0	0	0	0	0
38 Mulholland, Jake	0.54	3-0	16	0	0	0/0	4	33.1	21	5	2	7	28	4	0	0	.186	0	2	0	0	4
25 Mundt, Joey	0.90	0-0	3	0	0	0/0	1	10.0	6	1	1	5	13	0	1	0	.182	0	1	0	1	0
19 Pfennigs, Jake	1.64	0-0	6	0	0	0/0	1	11.0	8	3	2	4	6	1	0	0	.211	0	0	1	1	1
32 Verburg, Mitchell	1.93	1-0	9	0	0	0/1	2	14.0	10	4	3	3	24	1	1	2	.189	1	0	0	1	1
22 Gambrell, Grant	2.70	5-2	9	9	0	0/1	0	53.1	43	19	16	16	64	5	0	2	.223	7	3	0	2	4
37 Eisert, Brandon	2.92	4-1	7	6	0	0/1	0	40.0	43	14	13	12	46	8	0	2	.279	3	0	1	4	4
26 Fehmel, Bryce	2.98	4-2	10	10	2	1/0	0	63.1	56	27	21	15	40	12	2	6	.240	1	8	1	4	4
34 Chamberlain, C.	3.66	1-3	12	1	0	0/2	1	19.2	20	10	8	9	23	6	0	1	.270	1	1	0	2	0
49 Pearce, Dylan	4.64	3-0	10	2	0	0/0	0	21.1	19	11	11	15	19	4	0	3	.244	1	1	0	1	1
24 Burns, Nathan	13.50	0-0	1	0	0	0/0	0	0.2	1	1	1	3	2	0	0	0	.333	0	0	0	0	0
12 Tweedt, Sam	99.00	0-0	1	1	0	0/0	0	0.1	3	4	4	1	0	1	0	0	.750	0	0	0	0	0
Totals	2.76	21-8	29	29	2	3/2	9	267.0	230	100	82	93	265	42	4	16	.236	14	16	3	16	19
Opponents	5.28	8-21	29	29	1	3/3	5	261.0	268	160	153	153	246	49	5	25	.269	26	16	5	13	20

PB - Team (1), Rutschman 1, Opp (5). Pickoffs - Team (1), Chamberlain 1, Opp (5).

(Non-Pac-12 games only Sorted by Batting avg)

Record: 15-10-1 Home: 5-7 Away: 0-2 Neutral: 10-1-1 Pac-12: 0-0

Player	avg	gp-gs	ab	r	h	2b	3b	hr	rbi	tb	slg%	bb	hp	so	gdp	ob%	sf	sh	sb-att	po	a	e	fld%
35 Rutschman, Adley	.419	26-26	86	30	36	4	1	9	26	69	.802	35	0	20	3	.582	1	0	0-1	226	14	1	.996
44 McGarry, Alex	.357	21-19	70	19	25	4	0	1	13	32	.457	15	0	23	2	.471	0	0	1-3	18	1	0	1.000
4 Philip, Beau	.341	22-22	88	18	30	7	0	3	22	46	.523	7	1	14	2	.392	1	2	3-4	22	45	1	.985
28 Meckler, Wade	.333	10-0	3	1	1	0	0	0	0	1	.333	0	0	1	0	.333	0	0	0-0	0	0	0	.000
30 Zalesky, Zack	.308	8-2	13	1	4	1	0	0	4	5	.385	1	0	2	0	.357	0	0	0-0	6	0	0	1.000
7 Malone, Tyler	.264	22-18	53	8	14	3	0	0	10	17	.321	22	0	16	0	.468	2	0	0-0	47	0	0	1.000
33 Jones, Preston	.262	24-18	65	15	17	4	0	1	8	24	.369	5	5	17	2	.351	2	6	3-4	49	1	0	1.000
1 McMahan, Kyler	.246	24-19	69	14	17	8	0	0	8	25	.362	4	0	22	0	.288	0	3	2-3	55	4	3	.952
36 Fuchs, Greg	.235	12-2	17	0	4	1	0	0	4	5	.294	3	0	4	0	.350	0	0	0-0	3	0	0	1.000
2 Harvey, Jake	.227	13-11	44	9	10	3	0	1	3	16	.364	4	0	17	0	.292	0	2	2-2	19	20	2	.951
6 Casey, Joe	.222	22-15	54	14	12	2	0	3	8	23	.426	13	1	17	0	.377	1	1	4-5	25	0	1	.962
18 Ober, Ryan	.212	20-15	52	3	11	2	0	0	3	13	.250	6	3	15	1	.323	1	3	0-0	66	15	4	.953
17 Claunch, Troy	.209	19-12	43	4	9	0	0	1	5	12	.279	3	2	7	3	.292	0	0	0-1	54	8	1	.984
9 Armstrong, Andy	.193	23-17	57	5	11	2	0	0	6	13	.228	4	2	12	1	.266	1	3	1-1	18	45	0	1.000
13 Mendazona, George	.162	15-9	37	1	6	2	0	0	7	8	.216	3	0	12	0	.214	2	0	0-0	9	10	0	1.000
3 Gretler, Matthew	.143	8-4	14	2	2	0	0	1	2	5	.357	1	2	6	1	.278	1	0	0-0	0	2	0	1.000
15 Dukart, Jake	.136	23-10	44	3	6	1	0	0	4	7	.159	8	1	8	0	.283	0	1	0-0	3	17	2	.909
14 Willy, Elliot	.111	11-3	9	3	1	1	0	0	1	2	.222	2	0	3	0	.273	0	0	0-0	4	0	0	1.000
16 Taylor, Zak	.108	18-11	37	4	4	0	0	0	5	4	.108	3	1	8	0	.182	3	1	0-0	81	2	0	1.000
20 Clayton, Zach	.000	1-1	1	0	0	0	0	0	0	0	.000	0	0	1	0	.000	0	0	0-0	1	0	0	1.000
Totals	.257	26	856	154	220	45	1	20	139	327	.382	139	18	225	15	.367	15	22	16-24	711	203	19	.980
Opponents	.217	26	857	98	186	38	2	15	89	273	.319	90	16	240	16	.301	7	13	7-13	678	237	36	.962

LOB - Team (218), Opp (175). DPs turned - Team (20), Opp (17). CI - Team (1), Rutschman 1.

(Non-Pac-12 games only Sorted by Earned run avg)

Player	era	w-l	app	gs	cg	sho	sv	ip	h	r	er	bb	so	2b	3b	hr	b/avg	wp	hp	bks	sfa	sha
11 Walling, Andrew	0.00	0-0	5	0	0	0/0	0	6.2	2	0	0	4	3	0	0	0	.105	0	1	0	0	1
37 Eisert, Brandon	0.41	4-1	7	1	0	0/1	0	22.0	16	1	1	1	28	6	0	0	.208	1	0	0	0	1
32 Verburg, Mitchell	0.77	0-0	7	0	0	0/1	0	11.2	5	1	1	4	14	0	0	0	.132	0	1	2	0	0
12 Tweedt, Sam	2.83	1-2	8	6	0	0/0	0	28.2	32	17	9	10	24	7	0	3	.276	2	3	0	1	2
49 Pearce, Dylan	2.87	0-2	11	2	0	0/0	0	31.1	22	11	10	12	30	3	0	2	.202	0	3	0	2	3
22 Gambrell, Grant	2.92	0-0	3	3	0	0/1	0	12.1	11	4	4	6	12	4	0	0	.256	1	0	0	1	2
24 Burns, Nathan	3.00	2-0	9	1	0	0/0	0	21.0	15	8	7	12	17	3	1	0	.211	2	1	0	0	2
23 Abel, Kevin	3.86	2-0	3	3	0	0/0	0	16.1	8	7	7	9	25	2	0	1	.143	2	1	0	0	0
34 Chamberlain, C.	3.92	2-1	10	2	0	0/0	1	20.2	12	11	9	9	30	3	0	1	.167	0	3	1	0	0
26 Fehmel, Bryce	4.06	3-1	5	5	0	0/0	0	31.0	23	14	14	4	27	6	1	4	.197	1	0	0	2	0
25 Mundt, Joey	5.40	0-0	4	0	0	0/0	0	3.1	2	2	2	3	2	1	0	0	.182	1	0	0	0	0
38 Mulholland, Jake	5.56	0-2	10	0	0	0/1	4	11.1	16	7	7	4	12	1	0	2	.320	1	0	0	1	0
19 Pfennigs, Jake	6.10	1-1	11	3	0	0/0	0	20.2	22	15	14	12	16	2	0	2	.282	4	3	0	0	2
Totals	3.23	15-10	26	26	0	1/1	5	237.0	186	98	85	90	240	38	2	15	.217	15	16	3	7	13
Opponents	5.42	10-15	26	26	0	2/2	3	226.0	220	154	136	139	225	45	1	20	.257	25	18	2	15	22

PB - Team (5), Rutschman 3, Claunch 2, Opp (2). Pickoffs - Team (3), Chamberlain 1, Tweedt 1, Rutschman 1, Opp (2).

2019 OREGON STATE BASEBALL

GAME-BY-GAME

Twitter.com/BeaverBaseball
Instagram.com/BeaverBaseball
Facebook.com/OregonStateBaseball

Schedule/Game-By-Game Results

Date	Opponent	Score/Time (PT)	OSU R-H-E	OPP R-H-E	Win/Loss/Save	Rec.	P12	Pos.	GB	Time	Att.
2/15	(1) vs. New Mexico	W, 6-5	6-6-0	5-9-3	Eisert (1-0)/Emond (0-1)	1-0				3:15	1947
2/16	(1) vs. Gonzaga	W, 9-3	9-9-1	3-2-1	Fehmel (1-0)/Jacob (0-1)	2-0				2:17	2469
2/17	(1) vs. Minnesota	W, 13-1	13-17-0	1-6-0	Burns (1-0)/Thoresen (0-1)	3-0				3:29	2688
2/18	(1) vs. New Mexico	W, 5-0	5-9-0	0-6-2	Eisert (2-0)/Gillespie (0-1)	4-0				3:00	1624
2/22	(2) vs. Nebraska	W, 8-2	8-6-1	2-5-3	Abel (1-0)/Luensmann (0-1)	5-0				2:48	1453
2/22	(2) vs. Nebraska	W, 5-3	5-7-0	3-9-1	Eisert (3-0)/Palkert (0-1)/Mulholland (1)	6-0				2:49	1453
2/23	(2) vs. Nebraska	W, 17-1	17-18-1	1-6-1	Tweedt (1-0)/Fisher (0-1)	7-0				3:11	2114
2/24	(2) vs. Nebraska	W, 8-3	8-12-0	3-8-2	Eisert (4-0)/Gomes (0-1)	8-0				2:51	1387
3/1	West Virginia	W, 9-2	9-6-1	2-2-3	Abel (2-0)/Manoah (1-1)	9-0				2:48	3535
3/2	West Virginia	W, 4-2	4-5-0	2-6-1	Fehmel (2-0)/Wolf (2-1)/Chamberlain (1)	10-0				2:19	3669
3/3	West Virginia	L, 0-2	0-3-0	2-5-0	Strowd (1-1)/Tweedt (1-1)/Kessler (2)	10-1				2:44	3588
3/8	(3) vs. Minnesota	W, 2-1	2-5-0	1-3-5	Chamberlain (1-0)/Meyer (0-1)	11-1				2:53	1500
3/9	(3) vs. Indiana	W, 8-3	8-11-0	3-5-3	Fehmel (3-0)/Gordon (0-3)/Mulholland (2)	12-1				3:10	3000
3/10	(3) vs. *16 C. Carolina %T, 4-4 (11)	W, 4-4 (11)	4-11-4	4-6-1		12-1-1				3:49	3000
3/12	Oregon %	W, 7-6	7-5-2	6-10-1	Chamberlain (2-0)/Somers (0-2)/Mulholland (3)	13-1-1				3:53	3441
3/15	at #2 UCLA *	L, 0-8	0-4-1	8-12-0	Pettway (1-1)/Gambrell (0-1)	13-2-1	0-1	T6	-1.0	2:52	1056
3/16	at #2 UCLA %	W, 7-3	7-8-1	3-6-2	Eisert (5-0)/Powell (0-2)	14-2-1	1-1	T4	-1.0	3:40	1780
3/17	at #2 UCLA %	L, 7-9	7-9-2	9-10-0	Garcia (1-0)/Chamberlain (2-1)/Powell (6)	14-3-1	1-2	T7	-2.0	3:30	1250
3/22	California %	L, 2-3	2-6-2	3-7-0	Stoutenborough (3-3)/Chamberlain (2-2)/Sabouri (2)	14-4-1	1-3	T8	-3.0	3:32	3459
3/23	California %	W, 3-2	3-8-0	2-7-0	Fehmel (4-0)/Reyes (1-1)/Mulholland (4)	15-4-1	2-3	T5	-2.0	2:30	3749
3/24	California %	W, 10-5	10-11-2	5-9-0	Gambrell (1-1)/Sabouri (2-2)	16-4-1	3-3	5	-2.0	2:58	3726
3/26	(4) vs. Portland	L, 1-5	1-3-0	5-8-1	Clements (5-0)/Pfennigs (0-1)	16-5-1				3:26	4648
3/29	at Washington %	W, 1-0	1-5-0	0-4-0	Eisert (6-0)/Rhodes (4-2)/Verburg (1)	17-5-1	4-3	5	-2.0	2:57	1483
3/30	at Washington %	W, 10-7	10-12-2	7-9-2	Verburg (1-0)/Micheles (2-1)	18-5-1	5-3	T4	-2.0	3:10	2161
3/31	at Washington %	W, 4-3 (11)	4-6-2	3-8-0	Mulholland (1-0)/Emanuel (2-3)	19-5-1	6-3	4	-2.0	3:42	1721
4/2	San Diego State	L, 3-4	3-8-1	4-9-0	Mardueno (2-1)/Tweedt (1-2)	19-6-1				3:09	3268
4/3	San Diego State	W, 8-1	8-9-0	1-3-2	Pfennigs (1-1)/Ritcheson (1-1)	20-6-1				2:40	3247
4/5	Utah %	W, 6-2	6-8-0	2-7-0	Eisert (7-0)/Robeniol (1-4)	21-6-1	7-3	T3	-1.5	2:56	3463
4/6	Utah %	W, 11-0	11-16-0	0-5-0	Fehmel (5-0)/Tedeschi (3-3)	22-6-1	8-3	T2	-0.5	2:43	3693
4/6	Utah %	W, 3-2 (11)	3-9-0	2-5-1	Mulholland (2-0)/McCleve (1-2)	23-6-1	9-3	T1	-0.5	3:28	3476
4/9	Oregon %	L, 8-12	8-9-2	12-13-1	Tellache (4-1)/Chamberlain (2-3)	23-7-1				4:12	3471
4/12	at #13 Arizona State *	L, 1-4	1-3-1	4-12-0	Marsh (8-0)/Eisert (7-1)	23-8-1	9-4	4	-1.0	2:43	3410
4/13	at #13 Arizona State *	W, 6-4	6-12-0	4-8-0	Chamberlain (3-3)/Corrigan (3-2)/Mulholland (5)	24-8-1	10-4	T2	-1.0	3:20	4080
4/14	at #13 Arizona State *	W, 4-3	4-9-1	3-7-0	Gambrell (2-1)/Romero (2-2)/Verburg (2)	25-8-1	11-4	2	-1.0	3:22	3241
4/18	Arizona %	W, 8-4	8-10-0	4-6-3	Pearce (1-0)/Luna (1-2)	26-8-1	12-4	2	-1.0	3:28	3616
4/20	Arizona %	W, 15-3	15-13-0	3-6-1	Fehmel (6-0)/Flanagan (4-3)	27-8-1	13-4	2	-1.0	3:29	3790
4/20	Arizona % &	W, 9-3	9-13-0	3-9-0	Gambrell (3-1)/Nardi (3-4)	28-8-1	14-4	2	-0.5	3:52	3931
4/22	at Nevada	L, 7-8 (12)	7-13-3	8-12-1	Ford (3-1)/Pearce (1-1)	28-9-1				4:23	1347
4/23	at Nevada	L, 6-7 (10)	6-12-2	7-11-2	Ford (4-1)/Mulholland (2-1)	28-10-1				3:38	1120
4/26	Washington State *	W, 18-4	18-17-1	4-12-1	Eisert (8-1)/Bush (0-4)/Mundt (1)	29-10-1	15-4	1	+0.5	3:40	3800
4/27	Washington State *	W, 4-3 (16)	4-13-1	3-10-0	Mulholland (3-1)/Barison (0-2)	30-10-1	16-4	1	+0.5	5:16	3952
4/28	Washington State *	W, 2-0	2-9-1	0-2-1	Gambrell (4-1)/White (2-7)/Chamberlain (2)	31-10-1	17-4	1	+0.5	2:33	3968
4/30	Gonzaga	L, 3-6	3-9-1	6-8-0	Troglic-Iverson (2-2)/Pearce (1-2)	31-11-1				3:24	3423
5/3	Oklahoma State	L, 0-1	0-2-0	1-9-0	Elliott (6-3)/Eisert (8-2)/Battenfield (1)	31-12-1				2:33	3881
5/4	Oklahoma State %	L, 2-5	2-7-0	5-8-1	Gragg (3-3)/Fehmel (6-1)	31-13-1				3:07	3912
5/5	Oklahoma State %	L, 7-8	7-14-0	8-13-1	Lyons (3-2)/Mulholland (3-2)/Leeper (5)	31-14-1				3:32	3923
5/10	at Oregon %	W, 4-1	4-7-0	1-8-1	Fehmel (7-1)/Ahlstrom (5-5)	32-14-1	18-4	T1	--	2:37	3671
5/11	at Oregon %	W, 8-5	8-12-0	5-8-2	Pearce (2-2)/Kafka (5-5)/Mulholland (6)	33-14-1	19-4	1	+1.0	3:20	4130
5/12	at Oregon %	L, 2-3	2-12-0	3-8-0	Nelson (3-4)/Chamberlain (3-4)	33-15-1	19-5	T1	--	3:35	3531
5/14	Portland	W, 4-3	4-4-0	3-4-0	Burns (2-0)/Richman (1-2)/Mulholland (7)	34-15-1				2:32	3372
5/17	at #3 Stanford %	L, 5-8	5-8-3	8-13-0	Palisch (3-1)/Fehmel (7-2)/Little (9)	34-16-1	19-6	3	-1.0	2:53	1990
5/18	at #3 Stanford %				Cancelled due to rain						
5/19	at #3 Stanford %	W, 5-2	5-13-0	2-7-0	Gambrell (5-1)/Miller (7-2)/Mulholland (8)	35-16-1	20-6	T2	-1.5	3:25	2000
5/23	USC %	L, 0-2	0-3-2	2-7-0	Beller (2-2)/Fehmel (7-3)/Clarke (7)	35-17-1	20-7	T2	-2.5	2:30	3779
5/24	USC %	W, 5-2	5-7-1	2-8-0	Pearce (3-2)/Lunn (7-4)/Pfennigs (1)	36-17-1	21-7	T2	-2.5	2:28	3951
5/25	USC %	L, 0-5	0-5-2	5-9-0	Hurt (3-7)/Gambrell (5-2)/Clarke (8)	36-18-1	21-8	3	-3.0	2:30	4018

Key
* Pac-12 Conference Game
% Game airs on Pac-12 Networks
& Game airs on ESPNU

(1) Surprise, Ariz.
(2) Surprise, Ariz.
(3) T-Mobile Park, Seattle
(4) Hillsboro, Ore.

At A Glance

Category	Home	Road	Neutral	Overall
Record	17-10	9-7	10-1-1	36-18-1
Pac-12 record	12-3	9-5	0-0	21-8
Non-Conference record	5-7	0-2	10-1-1	15-10-1
Versus Top 25	0-0	4-4	0-0	4-4
Versus Top 10	0-0	2-3	0-0	2-3
February	0-0	0-0	8-0	8-0
March	5-2	4-2	2-1-1	11-5-1
April	10-3	2-3	0-0	12-6
May	2-5	3-2	0-0	5-7
June	0-0	0-0	0-0	0-0
Sunday	2-2	3-2	2-0-1	7-4-1
Monday	0-0	0-1	1-0	1-1
Tuesday	2-3	0-1	0-1	2-5
Wednesday	1-0	0-0	0-0	1-0
Thursday	1-1	0-0	0-0	1-1
Friday	4-2	2-3	4-0	10-5
Saturday	7-2	4-0	3-0	14-2
Black uniforms	5-2	4-2	5-1	14-5
Creme uniforms	2-3	0-0	0-0	2-3
Gray uniforms	0-0	1-5	1-0-1	2-5-1
Orange uniforms	6-3	4-0	2-0	12-3
White uniforms	4-2	0-0	2-0	6-2
Day	7-3	5-3	9-1-1	21-7-1
Night	10-7	4-4	1-0	15-11
vs. Left	9-2	2-1	2-0-1	13-3-1
vs. Right	8-8	7-6	8-1	23-15
Scoring first	10-0	7-5	4-0-1	21-5-1
0-2 runs	1-6	1-2	1-1	3-9
3-5 runs	6-2	4-1	2-0-1	12-3-1
6-9 runs	6-2	3-3	5-0	14-5
10+ runs	4-0	1-0	2-0	7-0
Opponent scores first	7-10	2-2	6-1	15-13
0-2 runs	9-3	3-0	5-0	17-3
3-5 runs	7-4	5-2	5-1-1	17-7-1
6-9 runs	1-2	1-5	0-0	2-7
10+ runs	0-1	0-0	0-0	0-1
1-run games	5-4	3-3	2-0	10-7
2-run games	2-2	1-1	1-0	4-3
5+ runs	7-1	0-1	7-0	14-2
Leading after 6	13-0	6-0	8-0	27-0
Leading after 7	15-0	7-0	8-0	30-0
Leading after 8	15-0	7-0	9-0	31-0
Trailing after 6	3-7	1-5	1-1-1	5-13-1
Trailing after 7	1-7	0-5	1-1-1	2-13-1
Trailing after 8	0-10	0-5	1-1-1	1-16-1
Extra-inning games	2-0	1-2	0-0	3-2
Shutouts	2-4	1-1	1-0	4-5
Following a win	9-6	4-5	8-1	22-12
Following a loss	5-4	5-2	1-0	11-6
Out-hit opponent	13-2	7-3	8-0-1	28-5-1
Opponent out-hit	3-8	2-4	2-1	7-13
Hits are equal	1-0	0-0	0-0	1-0
OSU Quality Start	10-3	2-0	4-0	16-3
Opp. Quality Start	3-4	3-2	1-0	7-6
Make 0 errors	10-4	5-1	7-1	22-6
Make 1 error	5-2	2-2	3-0	10-4
Make 2+ errors	2-4	2-4	0-0-1	4-8-1
Opp. makes 0 errors	7-7	5-5	1-0	13-12
Opp. makes 1 error	7-3	1-1	3-1-1	11-5-1
Opp. makes 2+ errors	3-0	3-1	6-0	12-1

Oregon State In The Polls

Week	BA	CB	USA	D1	PG	NCBWA
Preseason	10	7	5	8	2	5
Feb. 18	10	7	5	7	2	5
Feb. 25	10	5	5	6	2	3
March 4	7	3	2	4	1	2
March 11	6	3	1	3	1	2
March 18	7	4	2	7	4	4
March 25	8	7	7	7	4	7
April 1	7	6	6	6	3	4
April 8	7	5	3	4	3	2
April 15	5	4	4	2	3	4
April 22	4	3	2	2	2	3
April 29	4	5	4	3	2	4
May 6	12	11	11	12	13	12
May 13	11	10	12	11	12	12
May 20	11	10	12	12	12	12

Oregon State Offense By Opponent/Series

Team	AVG	AB	R	H	2B	3B	HR	BB	SO
Surprise Classic	.308	133	33	41	11	0	4	25	27
Nebraska	.314	137	38	43	9	0	3	19	31
West Virginia	.169	83	13	14	3	0	3	19	21
Seattle Showcase	.257	105	14	27	4	0	2	14	33
Oregon	.268	168	29	45	6	0	3	35	45
UCLA	.208	101	14	21	4	0	3	15	32
California	.263	95	15	25	3	0	3	11	21
Portland	.125	56	5	7	1	1	1	7	19
Washington	.228	101	15	23	9	1	2	21	34
San Diego State	.270	63	11	17	4	0	0	13	17
Utah	.311	106	20	33	5	0	3	11	13
Arizona State	.247	97	11	24	6	0	1	15	28
Arizona	.333	105	32	35	6	1	3	27	17
Nevada	.294	85	13	25	6	0	3	9	26
Washington State	.320	122	24	39	5	1	2	20	25
Gonzaga	.273	66	12	18	1	0	3	10	14
Oklahoma State	.232	99	9	23	3	0	1	9	27
Stanford	.296	71	10	21	2	1	2	9	16
USC	.169	89	5	15	4	0	3	9	32

Oregon State Offense By Month

Month	AVG	AB	R	H	2B	3B	HR	BB	SO
February	.311	270	71	84	20	0	8	44	58
March	.219	539	79	118	24	2	15	94	164
April	.295	647	122	191	34	3	14	109	141
May	.235	395	42	93	15	1	8	45	109

Oregon State Offense By Location

Location	AVG	AB	R	H	2B	3B	HR	BB	SO
Home	.260	881	151	229	36	3	20	145	203
Road	.256	563	77	144	32	2	13	84	165
Neutral	.283	403	86	114	25	1	11	62	103

2019 OREGON STATE BASEBALL

HOME RUN BREAKDOWN

Twitter.com/BeaverBaseball
Instagram.com/BeaverBaseball
Facebook.com/OregonStateBaseball

Home Run Breakdown

No.	Player	Date	Opponent/Pitcher	On	Inn.	Out	Count
1	Rutschman (1)	2/16	Gonzaga/Jacob (R)	0	6	0	1-0
2	Philip (1)	2/16	Gonzaga/Wells (L)	2	7	2	2-2
3	Rutschman (2)	2/17	Minnesota/Thoresen (R)	3	4	1	1-0
4	Jones (1) ^	2/18	New Mexico/Gillespie (R)	0	1	0	3-2
5	Rutschman (3)	2/22	Nebraska/Curry (L)	2	5	1	1-1
6	Claunch (1)	2/22	Nebraska/Perry (L)	0	2	0	2-0
7	Rutschman (4)	2/22	Nebraska/Palkert (R)	0	8	0	3-2
8	McGarry (1)	2/24	Nebraska/Waldron (R)	1	6	1	0-1
9	Philip (2)	3/2	West Virginia/Wolf (L)	0	2	0	0-0
10	Philip (3)	3/2	West Virginia/Wolf (L)	1	4	0	3-1
11	Rutschman (5)	3/2	West Virginia/Wolf (L)	0	6	0	0-0
12	Rutschman (6)	3/8	Minnesota/Meyer (R)	1	6	0	2-2
13	Casey (1)	3/9	Indiana/Gordon (R)	0	4	0	0-0
14	McGarry (2)	3/16	UCLA/Hadley (R)	0	7	2	1-1
15	McGarry (3)	3/17	UCLA/Bergin (R)	0	1	1	1-1
16	Rutschman (7)	3/17	UCLA/Bergin (R)	0	1	1	3-2
17	Rutschman (8)	3/17	UCLA/Garcia (R)	1	5	1	2-1
18	McGarry (4)	3/22	California/Stoutenborough (R)	0	7	1	3-2
19	McGarry (5)	3/23	California/Reyes (R)	0	4	0	0-1
20	Ober (1)	3/24	California/Proctor (R)	3	2	1	2-0
21	Gretler (1)	3/26	Portland/Baker (R)	0	4	1	2-1
22	Ober (2)	3/30	Washington/Jones (R)	2	1	1	1-0
23	Mendazona (1)	3/31	Washington/Emanuel (R)	0	11	0	2-1
24	Rutschman (9)	4/5	Utah/Pierce (L)	1	2	2	0-1
25	Rutschman (10)	4/6	Utah/Watson (R)	0	6	0	2-0
26	Rutschman (11)	4/6	Utah/McCleve (R)	0	8	1	1-0
27	Rutschman (12)	4/9	Oregon/Noble (R)	2	4	2	3-1
28	McGarry (6)	4/12	Arizona State/Marsh (R)	0	2	0	1-1
29	Rutschman (13)*	4/18	Arizona/Labaut (L)	0	5	1	2-1
30	Ober (3)	4/18	Arizona/Sherman (R)	2	8	2	0-1
31	Jones (2)	4/20	Arizona/Nardi (L)	0	4	1	3-1
32	Casey (2)	4/22	Nevada/Gustafson (R)	1	1	0	1-1
33	Harvey (1)	4/23	Nevada/Gomez (L)	0	2	2	1-0
34	Casey (3)	4/23	Nevada/Congress (R)	1	9	1	3-2
35	Armstrong (1)	4/26	Washington St./Bush (L)	0	2	1	2-2
36	Rutschman (14)	4/26	Washington St./Newstrom (L)	3	7	0	3-0
37	Rutschman (15)	4/30	Gonzaga/Trogrlic-Iverson (R)	0	4	1	0-0
38	Rutschman (16)	5/5	Oklahoma St./Leeper (R)	0	9	0	1-1
39	Philip (4)	5/10	Oregon/Ahlstrom (L)	0	1	0	1-1
40	McGarry (7)	5/12	Oregon/Nelson (R)	0	8	0	0-0
41	McGarry (8)	5/17	Stanford/Beck (R)	0	2	0	2-2
42	Taylor (1)	5/19	Stanford/Miller (L)	0	5	0	0-1
43	Rutschman (17)	5/24	USC/Lunn (R)	1	1	0	1-0
44	Philip (5)	5/24	USC/Lunn (R)	0	3	1	3-1
45	Zalesky (1)	5/24	USC/Lunn (R)	1	4	0	2-0

Total: 45 **Home: 20**
Road: 14 **Neutral: 11**
Solo: 28 **2-Run: 9**
3-Run: 5 **Grand Slam: 3**
vs. Left: 14 **vs. Right: 31**
Pac-12: 23 **Non-Conference: 22**
Ahead: 24 **Behind: 5**
Even: 11 **First Pitch: 5**

* Indicates Inside-The-Park;
^ Indicates Leadoff Home Run

2019 SEASON

Kevin Abel

- Collegiate Baseball National Player of the Week (March 4)
- Golden Spikes Award preseason watch list
- Collegiate Baseball Preseason All-America First Team
- NCBWA Preseason All-America First Team
- D1Baseball.com Preseason All-America First Team
- Perfect Game Preseason All-America First Team

Brandon Eisert

- Pac-12 Pitcher of the Week (April 9)
- Golden Spikes Award midseason watch list
- College Baseball Pitcher of the Year Watch List
- D1Baseball.com Midseason All-America First Team
- Perfect Game Midseason All-America First Team
- Collegiate Baseball National Player of the Week (Feb. 25)
- NCBWA Preseason All-America Third Team
- D1Baseball.com Preseason All-America Third Team
- NCBWA Stopper of the Year watch list

Bryce Fehmel

- Pac-12 Pitcher of the Week (Feb. 19)
- Senior CLASS Award finalist
- College Baseball Pitcher of the Year Watch List
- Senior CLASS Award candidate
- NCBWA Preseason All-America First Team
- Collegiate Baseball Preseason All-America Second Team
- Perfect Game Preseason All-America Second Team

Grant Gambrell

- Collegiate Baseball National Player of the Week (April 29)

Jake Mulholland

- College Baseball Pitcher of the Year Watch List
- NCBWA Preseason All-America First Team
- Collegiate Baseball Preseason All-America Third Team
- Perfect Game Preseason All-America Third Team
- NCBWA Stopper of the Year watch list

Beau Philip

- Brooks Wallace Award Watch List

Adley Rutschman

- Golden Spikes Award Semifinalist
- Dick Howser Trophy Semifinalist
- Buster Posey Award Semifinalist
- NCBWA National Player of the Month - April (May 6)
- Pac-12 Player of the Week (April 8)
- Pac-12 Player of the Week (March 19)
- Collegiate Baseball National Player of the Week (April 29)
- Golden Spikes Award midseason watch list
- Golden Spikes Award preseason watch list
- Buster Posey Award watch list
- D1Baseball.com Midseason All-America First

Team

- Perfect Game Midseason All-America First Team
- Collegiate Baseball Preseason Projected Player of the Year
- Collegiate Baseball Preseason All-America First Team
- NCBWA Preseason All-America First Team
- Baseball America Preseason All-America First Team
- D1Baseball.com Preseason All-America First Team
- Perfect Game Preseason All-America First Team
- USA Baseball Richard "Dick" W. Case Player of the Year Award (2018)

2018 SEASON

Kevin Abel

- College World Series All-Tournament Team
- D1Baseball.com Freshman of the Year
- D1Baseball.com Freshman All-America
- Baseball America Freshman of the Year
- Baseball America Freshman All-America
- Collegiate Baseball Freshman All-America
- Corvallis Regional All-Tournament Team

Andy Armstrong

- Pac-12 All-Academic Second Team

Brandon Eisert

- Pac-12 All-Academic Honorable Mention

Bryce Fehmel

- Perfect Game Honorable Mention All-America
- All-Pac-12 First Team
- Corvallis Regional All-Tournament Team
- Pac-12 All-Academic Honorable Mention

Grant Gambrell

- Pac-12 All-Academic Honorable Mention

Preston Jones

- Pac-12 All-Academic Honorable Mention

Tyler Malone

- College World Series All-Tournament Team
- Pac-12 All-Academic Honorable Mention

Jake Mulholland

- NCBWA Third-Team All-America
- Collegiate Baseball Third-Team All-America
- All-Pac-12 Honorable Mention
- Pac-12 All-Academic Honorable Mention

Adley Rutschman

- College World Series Most Outstanding Player
- D1Baseball.com First-Team All-America
- ABCA First-Team All-America
- Baseball America Second-Team All-America
- Perfect Game Second-Team All-America
- NCBWA Third-Team All-America
- Collegiate Baseball Third-Team All-America
- All-Pac-12 First Team
- Pac-12 All-Defensive Team
- Pac-12 All-Academic Honorable Mention
- Dick Howser Trophy Semifinalist
- Johnny Bench Award Semifinalist
- Corvallis Regional All-Tournament Team
- Golden Spikes Award Midseason Watch List
- Perfect Game Midseason All-American
- D1Baseball.com Midseason All-American

Zak Taylor

- Pac-12 All-Academic Honorable Mention
- Corvallis Regional All-Tournament Team

2017 SEASON

Brandon Eisert

- Collegiate Baseball Freshman All-America
- All-Pac-12 Honorable Mention

Bryce Fehmel

- Pac-12 Pitcher of the Week (3/28)
- Pac-12 All-Academic Honorable Mention
- Collegiate Baseball Preseason Second Team All-America
- NCBWA Preseason Third Team All-America

Jake Mulholland

- NCBWA All-America Second Team
- Collegiate Baseball Freshman All-America
- NCBWA Freshman All-America
- Baseball America Freshman All-America
- All-Pac-12 Conference Honorable Mention
- Pac-12 Pitcher of the Week (4/10)
- NCBWA Midseason Stopper of the Year Watch List

Adley Rutschman

- All-Pac-12 Conference Honorable Mention
- Corvallis Regional All-Tournament Team

Zak Taylor

- Pac-12 All-Academic Honorable Mention

Sam Tweedt

- Pac-12 All-Academic Honorable Mention

2016 SEASON

Bryce Fehmel

- Louisville Slugger/Collegiate Baseball All-America Second Team
- Perfect Game/Rawlings Freshman All-America First Team
- NCBWA Freshman All-America First Team
- Louisville Slugger/Collegiate Baseball Freshman All-America
- All-Pac-12 Honorable Mention

2019 OREGON STATE BASEBALL

OFFENSIVE BREAKDOWN

Twitter.com/BeaverBaseball
Instagram.com/BeaverBaseball
Facebook.com/OregonStateBaseball

Record By Player Starts

Player	C	1B	2B	3B	SS	LF	CF	RF	DH
Armstrong	0-0	0-0	7-3	8-1	8-5	0-0	0-0	0-0	0-0
Booth	0-0	0-0	0-0	0-0	0-0	0-0	0-0	0-0	0-0
Casey	0-0	0-0	0-0	0-0	0-0	13-8	1-2	0-0	4-2
Claunch	5-4	0-0	0-0	0-0	0-0	0-0	0-0	0-0	7-2
Clayton	0-0	0-0	0-0	0-0	0-0	1-0	0-0	0-0	0-0
Dukart	0-0	0-0	4-2	8-3	0-2	0-0	0-0	0-0	0-0
Fuchs	0-0	0-0	0-0	0-0	0-0	1-0	0-0	0-0	0-2
Gretler	0-0	0-0	1-1	0-3	0-0	0-0	0-0	0-0	8-1
Harvey	0-0	0-0	17-8	0-0	0-0	0-0	0-0	0-0	0-1
Jones	0-0	0-0	0-0	0-0	0-0	8-2	14-7	0-0	0-0
Malone	0-0	0-0	0-0	0-0	0-0	0-0	0-0	27-11	1-1
McGarry	0-0	2-2	0-0	0-0	0-0	12-7	0-0	0-1	13-3
McMahan	0-0	0-0	3-0	0-0	0-0	0-0	21-9	4-3	0-0
Meckler	0-0	0-0	0-0	0-0	0-0	0-1	0-0	0-0	1-0
Mendazona	0-0	0-0	0-1	19-11	0-0	0-0	0-0	0-0	0-0
Ober	0-0	17-10	4-3	1-0	0-0	0-0	0-0	0-0	1-1
Philip	0-0	0-0	0-0	0-0	28-11	0-0	0-0	0-0	0-2
Rutschman	31-14	5-3	0-0	0-0	0-0	0-0	0-0	0-0	0-1
Taylor	0-0	12-3	0-0	0-0	0-0	0-0	0-0	0-0	1-0
Walling	0-0	0-0	0-0	0-0	0-0	0-0	0-0	0-0	0-0
Willy	0-0	0-0	0-0	0-0	0-0	1-0	0-0	3-1	0-0
Zalesky	0-0	0-0	0-0	0-0	0-0	0-0	0-0	2-2	0-1

Record By Batting Order Starts

Player	1	2	3	4	5	6	7	8	9
Armstrong	0-0	0-0	0-0	0-0	0-0	8-1	3-1	6-6	5-1
Booth	0-0	0-0	0-0	0-0	0-0	0-0	0-0	0-0	0-0
Casey	0-0	9-9	0-0	0-0	0-0	5-0	1-1	3-1	0-1
Claunch	0-0	0-0	0-0	1-1	6-2	2-1	1-1	2-1	0-0
Clayton	0-0	0-0	0-0	0-0	0-0	0-0	0-0	1-0	0-0
Dukart	0-0	2-0	0-0	0-0	0-0	1-0	3-5	6-2	0-0
Fuchs	0-0	0-0	0-0	0-0	0-0	1-2	1-0	0-0	0-0
Gretler	0-0	0-0	0-0	0-0	3-1	3-3	1-0	2-0	0-1
Harvey	3-5	6-1	0-0	0-0	0-0	1-0	0-0	4-2	3-1
Jones	7-0	2-2	0-0	0-0	2-0	0-2	5-1	3-2	3-2
Malone	4-1	0-0	1-0	15-4	6-4	1-2	1-1	0-0	0-0
McGarry	4-2	12-3	1-1	2-1	5-4	2-2	0-0	0-0	0-0
McMahan	4-1	0-0	0-0	0-0	0-0	0-0	1-0	1-0	22-11
Meckler	1-1	0-0	0-0	0-0	0-0	0-0	0-0	0-0	0-0
Mendazona	0-0	2-1	0-0	0-0	0-0	5-4	11-5	2-2	0-0
Ober	0-0	0-0	0-0	11-8	5-4	4-1	2-1	1-0	0-0
Philip	13-8	0-0	1-0	7-3	7-2	0-0	0-0	0-0	0-0
Rutschman	0-0	3-1	33-17	0-0	0-0	0-0	0-0	0-0	0-0
Taylor	0-0	0-0	0-0	0-0	1-1	1-0	5-1	3-0	3-1
Walling	0-0	0-0	0-0	0-0	0-0	0-0	0-0	0-0	0-0
Willy	0-0	0-0	0-0	0-0	0-0	1-0	1-0	2-1	0-0
Zalesky	0-0	0-1	0-0	0-1	1-0	1-0	0-0	0-1	0-0

Batter Breakdown

Player	Multiple-Hit Games					Multiple-RBI Games					Home Runs					Last
	2	3	4	5+	Tot.	2	3	4	5+	Tot.	Solo	2-Run	3-Run	GS	Tot.	
Armstrong	5	1	-	-	6	1	-	-	-	1	1	-	-	-	1	4/26 vs. WSU
Booth	-	-	-	-	-	-	-	-	-	-	-	-	-	-	-	
Casey	4	4	-	-	8	3	1	-	-	4	2	1	-	-	3	4/23 vs. NEV
Claunch	5	-	-	-	5	-	-	-	-	-	1	-	-	-	1	2/22 vs. NEB
Clayton	-	-	-	-	-	-	-	-	-	-	-	-	-	-	-	
Dukart	3	1	-	-	4	3	-	-	-	3	-	-	-	-	-	
Fuchs	-	-	-	-	-	1	-	-	-	1	-	-	-	-	-	
Gretler	2	1	-	-	3	1	-	-	-	1	1	-	-	-	1	3/26 vs. PORT
Harvey	6	1	-	-	7	-	-	-	-	-	1	-	-	-	1	4/23 vs. NEV
Jones	2	2	-	-	4	2	-	-	-	2	2	-	-	-	2	4/20 vs. ARIZ
Malone	4	1	-	-	5	1	2	-	-	3	-	-	-	-	-	
McGarry	9	4	-	-	13	7	1	-	-	8	7	1	-	-	8	5/17 vs. STAN
McMahan	5	2	1	-	8	1	1	1	-	3	-	-	-	-	-	
Meckler	-	-	-	-	-	-	-	-	-	-	-	-	-	-	-	
Mendazona	5	1	-	-	6	-	2	-	-	2	1	-	-	-	1	3/31 vs. WASH
Ober	4	4	-	-	8	1	1	2	-	4	-	-	2	1	3	4/18 vs. ARIZ
Philip	13	3	1	-	17	5	3	-	-	8	3	1	1	-	5	5/24 vs. USC
Rutschman	19	4	1	-	24	8	4	3	1	16	9	4	2	2	17	5/24 vs. USC
Taylor	-	-	-	-	-	1	-	-	-	1	1	-	-	-	1	5/19 vs. STAN
Walling	-	-	-	-	-	-	-	-	-	-	-	-	-	-	-	
Willy	1	-	-	-	1	-	1	-	-	1	-	-	-	-	-	
Zalesky	1	-	-	-	1	2	-	-	-	2	-	1	-	-	1	5/24 vs. USC

Inning-By-Inning

	1	2	3	4	5	6	7	8	9	EX	Total
Oregon State	48	44	38	36	30	25	50	26	14	3	314
Opponents	31	24	25	17	36	23	14	14	12	2	198

Oregon State Starters											
Pitcher	Starts	QS	Pct.	#P/Start	IP/Start	PCK	DP	Runs For	R/Start	Team Rec.	
Kevin Abel	3	1	.333	93	5.1	0	2	23	7.6	3-0	
Nathan Burns	1	0	.000	43	1.1	0	0	7	7.0	1-0	
Christian Chamberlain	3	0	.000	54	2.1	0	0	17	5.7	1-2	
Brandon Eisert	7	3	.428	99	6.0	0	3	36	5.1	4-3	
Bryce Fehmel	15	10	.667	96	6.2	0	2	93	6.2	12-3	
Grant Gambrell	12	3	.250	88	5.1	0	7	52	4.3	10-2	
Dylan Pearce	4	1	.250	84	5.0	0	1	25	6.3	2-2	
Jake Pfennigs	3	0	.000	61	2.2	0	1	11	2.8	1-2	
Sam Tweedt	7	1	.143	61	3.2	0	0	52	7.4	2-4-1	

Note: Stats are for starts only

Oregon State Bullpen (Relief Appearances Only)											
Reliever	LAST APP (Dec.)	IP	H	R	ER	BB	SO	SV/OPP	1st AB RET/FACED	RI/S	PCT
Nathan Burns	5/14 vs. Portland (W)	6.0	0	0	0	1	2	0/0	5/9	9/0	.000
C. Chamberlain	5/23 vs. USC (ND)	2.2	1	0	0	0	5	2/2	13/19	16/5	.313
Brandon Eisert	3/16 vs. UCLA (W)	4.2	3	0	0	0	10	0/0	5/7	9/4	.444
Jake Mulholland	5/25 vs. USC (ND)	3.0	5	3	0	0	1	8/10	20/26	24/4	.167
Joey Mundt	5/17 vs. Stanford (ND)	3.1	3	1	1	1	4	1/1	3/7	4/0	.000
Dylan Pearce	5/19 vs. Stanford (ND)	2.0	2	2	2	1	1	0/0	10/17	14/4	.286
Jake Pfennigs	5/24 vs. USC (S)	2.0	2	0	0	0	2	1/1	12/14	9/4	.444
Sam Tweedt	4/30 vs. Gonzaga (ND)	0.2	0	0	0	2	0	0/0	0/2	2/0	.000
Mitchell Verburg	4/27 vs. Washington St. (ND)	4.1	2	1	1	0	9	2/2	13/16	11/3	.273
Andrew Walling	5/12 vs. Oregon (ND)	0.0	0	0	0	2	0	0/0	2/7	3/0	.000

	W-L	ERA	IP	H	R	ER	BB	SO
Starters	20-12	4.00	281.0	276	145	125	88	262
Relievers	16-6	1.70	223.0	142	53	42	95	247

Oregon State Starters By Month

Month	W-L	ERA	IP	H	R	ER	BB	SO
February	3-0	3.16	42.2	34	15	15	12	42
March	6-3	5.17	80.0	68	45	40	30	87
April	7-3	3.64	94.0	96	49	38	27	91
May	4-6	4.47	64.1	78	36	32	19	42

Oregon State Starters By Location

Location	W-L	ERA	IP	H	R	ER	BB	SO
Home	11-7	3.30	144.2	129	64	53	39	130
Road	5-4	5.51	78.1	98	54	48	28	70
Neutral	4-1	3.66	59.0	49	27	24	21	62

Oregon State Bullpen By Month

Month	W-L	ERA	SV/OPP	IP	H	ER	BB	SO
February	5-0	0.92	1/1	29.1	17	3	9	28
March	5-2	1.83	5/5	74.0	49	15	29	92
April	5-3	2.05	4/5	79.0	49	18	44	83
May	1-1	1.33	4/5	40.2	25	6	13	39

Oregon State Bullpen By Location

Location	W-L	ERA	SV/OPP	IP	H	ER	BB	SO
Home	6-3	1.88	7/8	105.1	71	22	44	108
Road	4-3	2.13	5/6	67.2	45	16	33	76
Neutral	6-0	0.72	2/2	50.0	24	4	17	58

Oregon State Staff By Series/Opponent

Team	W-L	ERA	IP	H	ER	BB	SO
Surprise Classic	4-0	2.25	36.0	23	9	12	27
Nebraska	4-0	2.25	36.0	28	9	9	43
West Virginia	2-1	2.00	27.0	13	6	10	32
Seattle Showcase	2-0-1	1.55	29.0	14	5	10	39
Oregon	3-2	4.50	44.0	47	22	26	37
UCLA	1-2	5.76	25.0	28	16	5	25
California	2-1	2.33	27.0	23	7	6	33
Portland	1-1	4.23	17.0	12	8	10	15
Washington	3-0	2.89	28.0	21	9	11	32
San Diego State	1-1	2.00	18.0	12	4	4	13
Utah	3-0	1.24	29.0	17	4	8	21
Arizona State	2-1	3.46	26.0	27	10	16	27
Arizona	3-0	3.33	27.0	21	10	19	32
Nevada	0-2	5.40	20.0	23	12	11	28
Washington State	3-0	1.41	32.0	24	5	4	43
Gonzaga	1-1	4.00	18.0	10	8	8	6
Oklahoma State	0-3	4.67	27.0	30	14	5	26
Stanford	1-1	4.24	17.0	20	8	5	11
USC	1-2	1.33	27.0	24	4	6	18

2019 OREGON STATE BASEBALL

PITCHERS APPEARANCES

Twitter.com/BeaverBaseball
Instagram.com/BeaverBaseball
Facebook.com/OregonStateBaseball

Pitchers' Appearances

#23 Kevin Abel

Date	Opponent	W-L-S	IP	H	R	ER	BB	SO	NP/S
2/15	New Mexico *	ND	5.0	5	4	4	3	4	89/51
2/22	Nebraska *	W	5.1	2	2	2	3	10	95/59
3/1	West Virginia * ^	W	6.0	1	1	1	3	11	95/62

#24 Nathan Burns

Date	Opponent	W-L-S	IP	H	R	ER	BB	SO	NP/S
2/17	Minnesota	W	3.1	0	0	0	1	4	46/26
3/2	West Virginia	ND	1.0	2	0	0	1	0	22/9
3/12	Oregon *	ND	1.1	2	2	2	3	1	43/19
4/2	San Diego State	ND	3.0	2	0	0	1	2	39/28
4/9	Oregon	ND	1.2	3	3	3	1	2	44/24
4/12	Arizona State	ND	0.2	1	1	1	3	2	32/15
4/22	Nevada	ND	2.0	2	1	1	3	4	50/24
4/30	Gonzaga	ND	1.0	2	2	1	1	0	33/20
5/4	Oklahoma State	ND	1.2	2	0	0	0	2	24/15
5/14	Portland	W	6.0	0	0	0	1	2	80/53

#34 Christian Chamberlain

Date	Opponent	W-L-S	IP	H	R	ER	BB	SO	NP/S
2/17	Minnesota	ND	1.0	0	0	0	1	1	19/12
2/22	Nebraska	ND	2.0	0	0	0	0	4	26/17
3/2	West Virginia	S	2.0	0	0	0	0	2	22/17
3/8	Minnesota	W	4.1	0	0	0	0	7	64/41
3/12	Oregon	W	2.2	0	0	0	3	3	46/23
3/17	UCLA	L	4.0	4	3	2	0	3	68/42
3/22	California	L	2.1	4	2	1	0	3	43/31
3/24	California	ND	0.1	2	1	1	0	1	9/6
3/29	Washington	ND	2.0	0	0	0	1	3	24/12
3/30	Washington	ND	2.0	2	0	0	0	2	23/16
4/3	San Diego State *	ND	2.0	1	1	1	1	2	38/24
4/6	Utah	ND	0.2	0	1	1	2	1	20/8
4/9	Oregon	L	2.0	3	4	3	1	3	43/27
4/13	Arizona State	W	2.0	1	0	0	2	1	34/20
4/14	Arizona State	ND	0.0	0	0	0	1	0	4/0
4/22	Nevada *	ND	3.0	8	6	5	1	5	68/46
4/28	Washington State	S	0.2	0	0	0	0	1	10/6
4/30	Gonzaga	ND	1.0	0	0	0	1	2	26/16
5/3	Oklahoma State	ND	0.2	0	0	0	1	1	12/6
5/12	Oregon *	L	2.0	5	3	3	3	3	57/35
5/19	Stanford	ND	1.0	0	0	0	0	0	14/6
5/23	USC	ND	2.2	1	0	0	0	5	49/33

#37 Brandon Eisert

Date	Opponent	W-L-S	IP	H	R	ER	BB	SO	NP/S
2/15	New Mexico	W	0.2	1	0	0	0	0	6/5
2/18	New Mexico	W	3.2	3	0	0	0	5	47/36
2/22	Nebraska	W	1.0	0	0	0	0	0	10/7
2/24	Nebraska	W	3.2	1	0	0	0	3	33/27
3/3	West Virginia	ND	2.0	1	0	0	1	5	45/31
3/10	Coastal Carolina	ND	3.0	1	0	0	0	7	54/37
3/16	UCLA	W	4.2	3	0	0	0	10	70/50
3/22	California *	ND	5.0	2	1	1	2	5	78/48
3/29	Washington * ^	W	6.1	4	0	0	2	9	98/72
4/5	Utah * ^	W	6.0	7	2	2	0	7	102/63
4/12	Arizona State *	L	5.2	11	3	3	3	3	99/60
4/18	Arizona *	ND	6.1	6	4	4	5	9	110/67
4/26	Washington St. *	W	6.0	10	4	3	0	3	105/70
5/3	Oklahoma State * ^	L	8.0	9	1	1	0	8	102/73

#26 Bryce Fehmel

Date	Opponent	W-L-S	IP	H	R	ER	BB	SO	NP/S
2/16	Gonzaga * ^	W	8.0	1	1	1	0	3	95/61
2/22	Nebraska * ^	ND	6.0	7	3	3	0	10	102/67
3/2	West Virginia * ^	W	6.0	4	2	2	1	4	95/63
3/9	Indiana * ^	W	6.0	5	3	3	2	6	87/59
3/16	UCLA *	ND	4.1	3	3	3	1	3	71/43
3/23	California * ^	W	7.0	6	2	2	2	3	96/63
3/30	Washington *	ND	4.1	4	5	4	2	3	81/53
4/6	Utah * ^	W	9.0	5	0	0	0	4	104/73
4/13	Arizona State *	ND	5.1	5	4	4	2	4	98/61
4/20	Arizona * ^	W	7.0	3	1	1	2	7	109/67
4/27	Washington St. * ^	ND	6.1	6	2	1	1	8	108/74
5/4	Oklahoma State *	L	5.0	6	5	5	1	4	93/62
5/10	Oregon * ^	W	9.0	8	1	1	1	4	112/73
5/17	Stanford *	L	4.2	10	7	5	2	2	85/57
5/23	USC * ^	L	6.1	6	2	0	2	2	93/63

#22 Grant Gambrell

Date	Opponent	W-L-S	IP	H	R	ER	BB	SO	NP/S
2/18	New Mexico *	ND	3.1	2	0	0	2	3	55/34
2/24	Nebraska *	ND	4.1	6	3	3	1	3	69/44
3/8	Minnesota *	ND	4.2	3	1	1	3	6	80/48
3/15	UCLA *	L	6.1	10	6	6	2	6	103/67
3/24	California * ^	W	6.1	6	4	2	0	12	114/79
3/31	Washington *	ND	5.0	4	1	1	1	5	95/63
4/6	Utah *	ND	5.2	2	1	1	3	3	84/48
4/14	Arizona State *	W	5.2	5	2	1	2	10	96/62
4/20	Arizona *	W	5.0	5	3	3	3	7	93/52
4/28	Washington St. * ^	W	8.1	2	0	0	2	12	124/77
5/19	Stanford *	W	5.0	5	0	0	1	4	64/38
5/25	USC * ^	L	6.0	4	2	2	2	5	72/45

#38 Jake Mulholland

Date	Opponent	W-L-S	IP	H	R	ER	BB	SO	NP/S
2/18	New Mexico	ND	1.0	1	0	0	0	1	22/14
2/22	Nebraska	S	1.0	1	0	0	0	0	11/9
3/3	West Virginia	ND	0.1	0	0	0	0	0	4/3
3/9	Indiana	S	1.1	0	0	0	0	2	17/13
3/10	Coastal Carolina	ND	1.0	1	0	0	1	2	19/11
3/12	Oregon	S	1.0	3	1	1	0	1	21/15
3/17	UCLA	ND	1.2	0	0	0	0	1	19/13
3/22	California	ND	0.1	0	0	0	0	0	1/1
3/23	California	S	1.2	1	0	0	1	3	23/15
3/24	California	ND	0.2	0	0	0	0	0	2/2
3/26	Portland	ND	1.1	2	0	0	1	2	30/18
3/30	Washington	ND	1.0	1	1	1	0	0	12/9
3/31	Washington	W	3.0	3	0	0	1	2	34/25
4/5	Utah	ND	1.0	0	0	0	0	0	6/4
4/6	Utah	W	4.2	3	0	0	1	5	54/38
4/13	Arizona State	S	1.0	0	0	0	0	2	12/10
4/14	Arizona State	ND	3.0	2	1	1	2	2	47/29
4/20	Arizona	ND	3.0	2	0	0	2	3	48/32
4/23	Nevada	L	1.0	4	3	3	1	0	16/11
4/27	Washington State	W	5.1	2	0	0	0	6	69/49
5/5	Oklahoma State	L	2.2	4	3	3	1	3	50/32
5/10	Oregon	S	0.2	0	0	0	0	0	3/2
5/12	Oregon	ND	2.1	2	0	0	0	3	36/27
5/14	Portland	S	0.2	0	0	0	0	1	7/5
5/19	Stanford	S	1.0	0	0	0	0	0	11/8
5/25	USC	ND	3.0	5	3	0	0	1	41/28

#25 Joey Mundt

Date	Opponent	W-L-S	IP	H	R	ER	BB	SO	NP/S
2/16	Gonzaga	ND	1.0	1	2	2	2	0	21/12
4/3	San Diego State	ND	1.1	1	0	0	0	1	16/12
4/26	Washington St.	S	3.0	2	0	0	1	4	49/30
4/30	Gonzaga	ND	0.2	0	0	0	0	1	10/5
5/3	Oklahoma State	ND	0.1	0	0	0	1	0	10/4
5/12	Oregon	ND	3.2	1	0	0	3	5	60/33
5/17	Stanford	ND	3.1	3	1	1	1	4	61/40

Pitchers' Appearances

#49 Dylan Pearce

Date	Opponent	W-L-S	IP	H	R	ER	BB	SO	NP/S
2/15	New Mexico	ND	3.0	1	0	0	2	2	40/26
2/22	Nebraska	ND	1.2	3	0	0	1	3	39/23
3/1	West Virginia	ND	2.0	1	1	1	1	5	32/23
3/9	Indiana	ND	1.2	0	0	0	3	2	39/19
3/12	Oregon	ND	1.1	2	0	0	1	1	26/13
3/23	California	ND	0.1	0	0	0	0	0	1/1
3/26	Portland	ND	2.1	1	1	1	1	4	47/29
3/31	Washington	ND	3.0	1	2	2	4	5	62/35
4/3	San Diego State	ND	1.2	0	0	0	0	1	17/11
4/5	Utah	ND	1.0	0	0	0	1	1	15/8
4/9	Oregon	ND	3.2	1	0	0	1	2	51/31
4/12	Arizona State	ND	0.2	0	0	0	0	0	8/4
4/13	Arizona State	ND	0.2	2	0	0	1	2	21/12
4/18	Arizona	W	1.2	0	0	0	1	2	24/15
4/20	Arizona	ND	0.0	1	0	0	2	0	17/7
4/22	Nevada	L	6.0	2	1	0	2	8	101/66
4/30	Gonzaga *	L	3.0	3	3	3	0	0	36/25
5/5	Oklahoma State *	ND	5.0	8	5	5	0	2	97/63
5/10	Oregon *	W	5.0	7	5	5	3	5	101/65
5/19	Stanford	ND	2.0	2	2	2	1	1	41/25
5/24	USC * ^	W	7.0	6	2	2	2	3	100/65

#19 Jake Pfennigs

Date	Opponent	W-L-S	IP	H	R	ER	BB	SO	NP/S
2/22	Nebraska	ND	1.0	1	0	0	0	0	10/7
2/23	Nebraska	ND	2.0	1	0	0	2	0	36/21
3/12	Oregon	ND	2.2	3	3	3	3	1	49/24
3/15	UCLA	ND	1.2	2	1	0	0	0	27/17
3/26	Portland *	L	1.2	3	4	4	3	3	50/27
4/3	San Diego State	W	2.0	1	0	0	0	2	27/19
4/5	Utah	ND	1.0	0	0	0	1	0	14/7
4/9	Oregon	ND	1.0	1	0	0	0	0	16/9
4/12	Arizona State	ND	1.0	0	0	0	0	0	8/6
4/20	Arizona	ND	2.0	3	2	2	2	1	41/21
4/23	Nevada *	ND	4.1	6	4	3	1	4	83/57
4/30	Gonzaga	ND	1.1	1	1	1	1	0	24/16
5/4	Oklahoma State	ND	1.0	0	0	0	0	2	14/10
5/5	Oklahoma State	ND	1.1	1	0	0	0	3	18/14
5/10	Oregon	ND	3.1	1	0	0	1	3	45/32
5/14	Portland *	ND	2.1	4	3	3	2	1	48/29
5/23	USC	S	2.0	2	0	0	0	2	29/20

#12 Sam Tweedt

Date	Opponent	W-L-S	IP	H	R	ER	BB	SO	NP/S
2/17	Minnesota *	ND	4.2	6	1	1	1	4	85/47
2/23	Nebraska * ^	W	6.0	5	1	1	2	5	96/60
3/3	West Virginia *	L	5.1	4	2	2	1	5	69/45
3/10	Coastal Carolina *	ND	4.0	4	4	1	1	5	60/40
3/17	UCLA *	ND	0.1	3	4	4	1	0	19/9
3/26	Portland	ND	2.2	2	0	0	2	2	51/28
4/2	San Diego State *	L	4.2	6	4	3	1	3	81/52
4/9	Oregon *	ND	0.2	5	5	1	0	0	28/20
4/30	Gonzaga	ND	0.2	0	0	0	2	0	18/8

#32 Mitchell Verburg

Date	Opponent	W-L-S	IP	H	R	ER	BB	SO	NP/S
2/15	New Mexico	ND	0.1	2	1	1	0	0	6/5
2/18	New Mexico	ND	1.0	0	0	0	0	0	7/6
2/24	Nebraska	ND	1.0	1	0	0	0	3	17/12
3/3	West Virginia	ND	1.1	0	0	0	1	0	10/5
3/10	Coastal Carolina	ND	3.0	0	0	0	0	2	36/23
3/17	UCLA	ND	2.0	3	2	1	0	2	33/23
3/22	California	ND	1.1	1	0	0	1	4	28/20
3/24	California	ND	1.2	1	0	0	0	2	26/19
3/29	Washington	S	0.2	0	0	0	0	0	6/5
3/30	Washington	W	1.2	2	1	1	0	3	26/19
4/2	San Diego State	ND	1.1	1	0	0	0	2	19/13
4/14	Arizona State	S	0.1	0	0	0	0	1	5/3
4/18	Arizona	ND	1.0	0	0	0	1	1	20/11
4/20	Arizona	ND	1.0	1	0	0	1	2	24/14
4/23	Nevada	ND	3.2	1	0	0	3	7	64/43
4/27	Washington State	ND	4.1	2	1	1	0	9	57/43

#11 Andrew Walling

Date	Opponent	W-L-S	IP	H	R	ER	BB	SO	NP/S
2/23	Nebraska	ND	1.0	0	0	0	0	2	20/12
3/1	West Virginia	ND	1.0	0	0	0	1	0	18/11
3/15	UCLA	ND	0.0	0	1	0	1	0	4/0
4/3	San Diego State	ND	2.0	0	0	0	1	0	17/8
4/30	Gonzaga	ND	1.1	2	0	0	1	0	16/9
5/4	Oklahoma State	ND	1.1	0	0	0	1	1	24/15
5/12	Oregon	ND	0.0	0	0	0	2	0	10/2

Oregon State Starting Lineups By Order

Date	Opponent	1	2	3	4	5	6	7	8	9
02/15	vs. New Mexico	Jones	Dukart	Rutschman	Philip	Malone	Armstrong	Taylor	Claunch	McMahan
02/16	vs. Gonzaga	Jones	Dukart	Rutschman	Malone	Philip	McGarry	Taylor	Casey	Armstrong
02/17	vs. Minnesota	Jones	McGarry	Rutschman	Malone	Philip	Armstrong	Taylor	Ober	McMahan
02/18	vs. New Mexico	Jones	McGarry	Rutschman	Malone	Philip	Armstrong	Dukart	Claunch	McMahan
02/21	vs. Nebraska	Jones	McGarry	Rutschman	Malone	Philip	Armstrong	Taylor	Dukart	McMahan
02/22	vs. Nebraska	Jones	McGarry	Rutschman	Philip	Taylor	Claunch	Armstrong	Willy	Harvey
02/23	vs. Nebraska	McMahan	McGarry	Rutschman	Malone	Philip	Casey	Taylor	Mendazona	Armstrong
02/24	vs. Nebraska	McMahan	McGarry	Rutschman	Philip	Claunch	Casey	Mendazona	Armstrong	Jones
03/01	West Virginia	McMahan	McGarry	Rutschman	Malone	Philip	Casey	Armstrong	Taylor	Jones
03/02	West Virginia	McMahan	McGarry	Rutschman	Philip	Claunch	Taylor	Willy	Armstrong	Harvey
03/03	West Virginia	McMahan	McGarry	Rutschman	Philip	Taylor	Mendazona	Casey	Zalesky	Gretler
03/08	vs. Minnesota	McGarry	Rutschman	Philip	Malone	Jones	Fuchs	McMahan	Taylor	Armstrong
03/09	vs. Indiana	McGarry	Rutschman	Malone	Philip	Jones	Ober	Casey	Taylor	Armstrong
03/10	vs. C. Carolina	McGarry	Rutschman	Philip	Malone	Jones	Casey	Ober	Claunch	Armstrong
03/12	Oregon	McGarry	Jones	Rutschman	Philip	Malone	Ober	Claunch	Clayton	McMahan
03/15	at UCLA	McGarry	Jones	Rutschman	Philip	Malone	Fuchs	Taylor	Mendazona	Armstrong
03/16	at UCLA	Meckler	McGarry	Rutschman	Philip	Malone	Mendazona	Ober	Casey	McMahan
03/17	at UCLA	Meckler	McGarry	Rutschman	Philip	Malone	Fuchs	Ober	Mendazona	Casey
03/22	California	McGarry	Jones	Rutschman	Malone	Philip	Mendazona	Fehmel	Armstrong	McMahan
03/23	California	Philip	Mendazona	Rutschman	McGarry	Claunch	Malone	Jones	Gretler	Taylor
03/24	California	Philip	Mendazona	Rutschman	McGarry	Ober	Gretler	Malone	Jones	Taylor
03/26	vs. Portland	Philip	Mendazona	Rutschman	McGarry	Ober	Gretler	Malone	Claunch	Jones
03/29	at Washington	McGarry	Jones	Rutschman	Malone	Philip	Mendazona	Ober	Gretler	Harvey
03/30	at Washington	Philip	McGarry	Rutschman	Malone	Gretler	Ober	Mendazona	Harvey	McMahan
03/31	at Washington	Philip	McGarry	Rutschman	Malone	Ober	Mendazona	Gretler	Harvey	McMahan
04/02	San Diego State	Philip	McGarry	Rutschman	Malone	Ober	Mendazona	Claunch	Harvey	McMahan
04/03	San Diego State	Philip	Casey	Rutschman	Malone	Ober	Mendazona	Fuchs	Harvey	McMahan
04/05	Utah	Philip	Harvey	Rutschman	Ober	Malone	Gretler	Mendazona	Jones	McMahan
04/06	Utah	Philip	Harvey	Rutschman	Ober	Malone	Gretler	Mendazona	Willy	McMahan
04/06	Utah	Philip	Casey	Rutschman	Malone	Ober	McGarry	Mendazona	Harvey	McMahan
04/09	Oregon	Philip	Casey	Rutschman	Ober	Malone	Jones	Mendazona	Harvey	McMahan
04/12	at Arizona State	Malone	Casey	Rutschman	Ober	McGarry	Gretler	Mendazona	Armstrong	McMahan
04/13	at Arizona State	Malone	Casey	Rutschman	Ober	McGarry	Harvey	Mendazona	Armstrong	McMahan
04/14	at Arizona State	Malone	Casey	Rutschman	Ober	McGarry	Armstrong	Mendazona	Dukart	McMahan
04/18	Arizona	Malone	Harvey	Rutschman	Ober	Gretler	Armstrong	Mendazona	Jones	McMahan
04/20	Arizona	Malone	Casey	Rutschman	Ober	McGarry	Mendazona	Dukart	Armstrong	McMahan
04/20	Arizona	Jones	Harvey	Rutschman	Ober	Claunch	Willy	Dukart	Armstrong	McMahan
04/22	at Nevada	Harvey	Casey	Rutschman	Ober	McGarry	Mendazona	Dukart	Willy	McMahan
04/23	at Nevada	Harvey	Casey	Rutschman	Ober	Gretler	Claunch	Dukart	Jones	McMahan
04/26	Washington State	Harvey	Casey	Rutschman	Ober	Gretler	Dukart	Jones	Armstrong	McMahan
04/27	Washington State	Harvey	Casey	Rutschman	Ober	Claunch	Armstrong	Jones	Dukart	McMahan
04/28	Washington State	Harvey	Casey	Rutschman	Malone	McGarry	Claunch	Dukart	Armstrong	McMahan
04/30	Gonzaga	Harvey	Casey	Rutschman	Ober	Claunch	Malone	Dukart	Armstrong	McMahan
05/03	Oklahoma State	Harvey	Casey	Rutschman	Ober	Claunch	Malone	Dukart	Armstrong	McMahan
05/04	Oklahoma State	Harvey	Casey	Rutschman	Ober	Philip	Gretler	Armstrong	Jones	McMahan
05/05	Oklahoma State	Philip	Zalesky	Rutschman	Ober	McGarry	Jones	Dukart	Armstrong	Harvey
05/10	at Oregon	Philip	Harvey	Rutschman	Ober	Claunch	Zalesky	Jones	McMahan	Armstrong
05/11	at Oregon	Philip	McGarry	Rutschman	Ober	Malone	Casey	Mendazona	Dukart	McMahan
05/12	at Oregon	Philip	Casey	Rutschman	Malone	Ober	McGarry	Mendazona	Dukart	McMahan
05/14	Portland	Philip	Casey	Rutschman	Malone	McGarry	Ober	Mendazona	Dukart	Jones
05/17	at Stanford	Philip	Casey	Rutschman	Malone	McGarry	Ober	Mendazona	Dukart	Jones
05/19	at Stanford	Philip	Harvey	Rutschman	Claunch	Ober	Armstrong	Jones	Casey	McMahan
05/23	USC	Philip	Harvey	Rutschman	Claunch	Ober	McGarry	Jones	Armstrong	McMahan
05/24	USC	Philip	Rutschman	McGarry	Malone	Zalesky	Casey	Armstrong	Mendazona	Taylor
05/25	USC	Philip	Rutschman	McGarry	Zalesky	Malone	Armstrong	Mendazona	Casey	Taylor

Oregon State Starting Lineups By Position

Date	Opponent	P	C	1B	2B	3B	SS	LF	CF	RF	DH
02/15	vs. New Mexico	Abel	Rutschman	Taylor	Armstrong	Dukart	Philip	Jones	McMahan	Malone	Claunch
02/16	vs. Gonzaga	Fehmel	Rutschman	Taylor	Armstrong	Dukart	Philip	Casey	Jones	Malone	McGarry
02/17	vs. Minnesota	Tweedt	Rutschman	Taylor	Ober	Armstrong	Philip	Jones	McMahan	Malone	McGarry
02/18	vs. New Mexico	Gambrell	Claunch	Rutschman	Armstrong	Dukart	Philip	Jones	McMahan	Malone	McGarry
02/21	vs. Nebraska	Abel	Rutschman	Taylor	Armstrong	Dukart	Philip	Jones	McMahan	Malone	McGarry
02/22	vs. Nebraska	Fehmel	Claunch	Rutschman	Harvey	Armstrong	Philip	McGarry	Jones	Willy	Taylor
02/23	vs. Nebraska	Tweedt	Rutschman	Taylor	Armstrong	Mendazona	Philip	Casey	McMahan	Malone	McGarry
02/24	vs. Nebraska	Gambrell	Rutschman	McGarry	Armstrong	Mendazona	Philip	Casey	Jones	McMahan	Claunch
03/01	West Virginia	Abel	Rutschman	Taylor	McMahan	Armstrong	Philip	Casey	Jones	Malone	McGarry
03/02	West Virginia	Fehmel	Rutschman	Taylor	Harvey	Armstrong	Philip	McGarry	McMahan	Willy	Claunch
03/03	West Virginia	Tweedt	Rutschman	Taylor	Mendazona	Gretler	Philip	Casey	McMahan	McGarry	Zalesky
03/08	vs. Minnesota	Gambrell	Rutschman	Taylor	McMahan	Armstrong	Philip	McGarry	Jones	Malone	Fuchs
03/09	vs. Indiana	Fehmel	Rutschman	Taylor	Ober	Armstrong	Philip	Casey	Jones	Malone	McGarry
03/10	vs. C. Carolina	Tweedt	Rutschman	McGarry	Ober	Armstrong	Philip	Casey	Jones	Malone	Claunch
03/12	Oregon	Burns	Claunch	Rutschman	McMahan	Ober	Philip	Clayton	Jones	Malone	McGarry
03/15	at UCLA	Gambrell	Rutschman	Taylor	Armstrong	Mendazona	Philip	McGarry	Jones	Malone	Fuchs
03/16	at UCLA	Fehmel	Rutschman	McGarry	Ober	Mendazona	Philip	Casey	McMahan	Malone	Meckler
03/17	at UCLA	Tweedt	Rutschman	McGarry	Ober	Mendazona	Philip	Meckler	Casey	Malone	Fuchs
03/22	California	Eisert	Rutschman	McGarry	Armstrong	Mendazona	Philip	Jones	McMahan	Malone	Fehmel
03/23	California	Fehmel	Rutschman	Taylor	Gretler	Mendazona	Philip	McGarry	Jones	Malone	Claunch
03/24	California	Gambrell	Rutschman	Taylor	Ober	Mendazona	Philip	McGarry	Jones	Malone	Gretler
03/26	vs. Portland	Pfennigs	Claunch	Rutschman	Ober	Mendazona	Philip	McGarry	Jones	Malone	Gretler
03/29	at Washington	Eisert	Rutschman	Ober	Harvey	Mendazona	Philip	McGarry	Jones	Malone	Gretler
03/30	at Washington	Fehmel	Rutschman	Ober	Harvey	Mendazona	Philip	McGarry	McMahan	Malone	Gretler
03/31	at Washington	Gambrell	Rutschman	Ober	Harvey	Mendazona	Philip	McGarry	McMahan	Malone	Gretler
04/02	San Diego State	Tweedt	Claunch	Rutschman	Harvey	Mendazona	Philip	McGarry	McMahan	Malone	Ober
04/03	San Diego State	Chamberlain	Rutschman	Ober	Harvey	Mendazona	Philip	Fuchs	McMahan	Malone	Casey
04/05	Utah	Eisert	Rutschman	Ober	Harvey	Mendazona	Philip	Jones	McMahan	Malone	Gretler
04/06	Utah	Fehmel	Rutschman	Ober	Harvey	Mendazona	Philip	Willy	McMahan	Malone	Gretler
04/06	Utah	Gambrell	Rutschman	Ober	Harvey	Mendazona	Philip	McGarry	McMahan	Malone	Casey
04/09	Oregon	Tweedt	Rutschman	Ober	Harvey	Mendazona	Philip	Jones	McMahan	Malone	Casey
04/12	at Arizona State	Eisert	Rutschman	Ober	Gretler	Mendazona	Armstrong	McGarry	McMahan	Malone	Casey
04/13	at Arizona State	Fehmel	Rutschman	Ober	Harvey	Mendazona	Armstrong	McGarry	McMahan	Malone	Casey
04/14	at Arizona State	Gambrell	Rutschman	Ober	Dukart	Mendazona	Armstrong	McGarry	McMahan	Malone	Casey
04/18	Arizona	Eisert	Rutschman	Ober	Harvey	Mendazona	Armstrong	Jones	McMahan	Malone	Gretler
04/20	Arizona	Fehmel	Rutschman	Ober	Harvey	Mendazona	Armstrong	Casey	McMahan	Malone	McGarry
04/20	Arizona	Gambrell	Claunch	Rutschman	Harvey	Dukart	Armstrong	Jones	McMahan	Willy	Ober
04/22	at Nevada	Chamberlain	Rutschman	Ober	Harvey	Mendazona	Dukart	Casey	McMahan	Willy	McGarry
04/23	at Nevada	Pfennigs	Claunch	Ober	Harvey	Gretler	Dukart	Casey	Jones	McMahan	Rutschman
04/26	Washington St.	Eisert	Rutschman	Ober	Harvey	Dukart	Armstrong	Casey	Jones	McMahan	Gretler
04/27	Washington St.	Fehmel	Rutschman	Ober	Harvey	Dukart	Armstrong	Casey	Jones	McMahan	Claunch
04/28	Washington St.	Gambrell	Claunch	Rutschman	Harvey	Dukart	Armstrong	Casey	McMahan	Malone	McGarry
04/30	Gonzaga	Pearce	Claunch	Rutschman	Ober	Dukart	Armstrong	Casey	McMahan	Malone	Harvey
05/03	Oklahoma St.	Eisert	Rutschman	Ober	Harvey	Dukart	Armstrong	Casey	McMahan	Malone	Claunch
05/04	Oklahoma St.	Fehmel	Rutschman	Ober	Harvey	Gretler	Armstrong	Casey	Jones	McMahan	Philip
05/05	Oklahoma St.	Pearce	Rutschman	Ober	Harvey	Dukart	Armstrong	McGarry	Jones	Zalesky	Philip
05/10	at Oregon	Fehmel	Rutschman	Ober	Harvey	Armstrong	Philip	Jones	McMahan	Zalesky	Claunch
05/11	at Oregon	Pearce	Rutschman	Ober	Dukart	Mendazona	Philip	Casey	McMahan	Malone	McGarry
05/12	at Oregon	Chamberlain	Rutschman	Ober	Dukart	Mendazona	Philip	Casey	McMahan	Malone	McGarry
05/14	Portland	Pfennigs	Rutschman	Ober	Dukart	Mendazona	Philip	Casey	Jones	Malone	McGarry
05/17	at Stanford	Fehmel	Rutschman	Ober	Dukart	Mendazona	Philip	Casey	Jones	Malone	McGarry
05/19	at Stanford	Gambrell	Rutschman	Ober	Harvey	Armstrong	Philip	Casey	Jones	McMahan	Claunch
05/23	USC	Fehmel	Rutschman	Ober	Harvey	Armstrong	Philip	McGarry	Jones	McMahan	Claunch
05/24	USC	Pearce	Rutschman	Taylor	Armstrong	Mendazona	Philip	McGarry	Casey	Zalesky	Malone
05/25	USC	Gambrell	Rutschman	Taylor	Armstrong	Mendazona	Philip	McGarry	Casey	Zalesky	Malone

Team Superlatives

Offense

Most At Bats	54, vs. Washington State, 4/27
Most Runs Scored	17, vs. Nebraska, 2/23
Most Hits	18, vs. Nebraska, 2/23
Most RBI	13, vs. Nebraska, 2/23
Most Doubles	8, vs. Minnesota, 2/17
Most Triples	1-6x, last vs. Stanford, 5/17
Most Home Runs	3-3x, last vs. USC, 5/24
Most Walks	12, vs. Arizona, 4/20
Most Strikeouts	20, vs. Nevada, 4/22
Most Stolen Bases	4, vs. Arizona, 4/20
Most Hit By Pitch	2-2x, last vs. Washington State, 4/27
Most Runners LOB	15-2x, last vs. Stanford, 5/19

Fielding

Most Putouts	48, vs. Washington State, 4/27
Most Assists	14-3x, last vs. Utah, 4/6
Most Errors	4, vs. Coastal Carolina, 3/10
Most DPs Turned	3, vs. Stanford, 5/19

Pitching

Most Innings Pitched	16.0, vs. Washington State, 4/27
Most Runs Allowed	12, vs. Oregon, 4/9
Most Earned Runs Allowed	7-2x, last vs. Oregon, 4/9
Most Walks Allowed	10, vs. Oregon, 3/12
Most Strikeouts	23, vs. Washington State, 4/27
Most Hits Allowed	13-3x, last vs. Stanford, 5/17

Miscellaneous

Longest Winning Streak	10 games, 2/15-3/2
Longest Losing Streak	4 games, 4/30-5/5
Longest Game, Innings	16.0, vs. Washington State, 4/27
Longest Game, Time (9 Innings)	4:12, vs. Oregon, 4/9
Longest Game, Time (Extra Innings)	5:16, vs. Washington State, 4/27
Fastest Game, Time	2:17, vs. Gonzaga, 2/16
Largest Home Attendance	4,018, vs. USC, 5/25
Largest Road Attendance	4,130, vs. Oregon, 5/11
Largest Neutral Attendance	4,648, vs. Portland, 3/26

Individual Superlatives

Offense

Most At Bats	7, Ober vs. Washington State, 4/27
Most Runs Scored	4-2x, last: McMahan vs. Nebraska, 2/23
Most Hits	4-3x, last: Philip vs. Oklahoma State, 5/5
Most RBI	5, Rutschman vs. Washington State, 4/26
Most Doubles	2-8x, last: Claunch vs. Washington State, 4/28
Most Triples	1-6x, last: Casey vs. Stanford, 5/17
Most Home Runs	2-2x, last: Rutschman vs. UCLA, 3/17
Most Walks	4-2x, last: Rutschman vs. Oregon, 5/11
Most Strikeouts	4-3x, last: Rutschman vs. Nevada, 4/22
Most Stolen Bases	2-3x, last: Jones vs. Arizona, 4/20

Fielding

Most Putouts	22, Rutschman vs. Washington State, 4/27
Most Assists	8-2x, last: Armstrong vs. USC, 5/24
Most Errors	2-2x, last: Mendazona vs. California, 3/24

Pitching

Most Innings Pitched	9.0-2x, last: Fehmel vs. Oregon, 5/10
Most Runs Allowed	7, Fehmel vs. Stanford, 5/17
Most ER Allowed	6, Gambrell vs. UCLA, 3/15
Most Walks Allowed	5, Eisert vs. Arizona, 4/18
Most Strikeouts	12-2x, last: Gambrell vs. Washington St., 4/28
Most Hits Allowed	10-3x, last: Fehmel vs. Stanford, 5/17

The Last Time

Offense

Hit two home runs	3/17/19, Adley Rutschman vs. UCLA
Hit three home runs	3/11/01, Andy Jarvis vs. Washington State
Hit grand slam	4/27/19, Adley Rutschman vs. Washington State
Hit inside-the-park home run	4/18/19, Adley Rutschman vs. Arizona
Leadoff home run	5/10/19, Beau Philip vs. Oregon
Walkoff home run	4/3/18, Adley Rutschman vs. Nevada
Pinch-hit home run	2/27/16, Billy King vs. Kansas
HR in 5 straight	4/13-4/21/18, Tyler Malone vs. Missouri St., Oregon
HR in 4 straight	4/5-4/9/19, Adley Rutschman vs. Utah, Oregon
HR in 3 straight	4/6-4/9/19, Adley Rutschman vs. Utah, Oregon
HR in 2 straight	4/22-4/23/19, Joe Casey vs. Nevada
Back-to-back home runs	3/17/19 Alex McGarry, Adley Rutschman vs. UCLA
Back-to-back-to-back home runs	4/11/00 Brian Barden, Curtis Davis, Joe Gerber vs. Portland
Two triples in a game	4/24/18, Steven Kwan vs. Portland
Three doubles in a game	6/3/06, Cole Gillespie vs. Kansas
Hit for the cycle	5/10/11, Ryan Dunn vs. Portland
Five hits in a game	4/24/18, Steven Kwan vs. Portland
Four hits in a game	5/5/19, Beau Philip vs. Oklahoma State
Drove in nine runs	3/2/85, Ken Bowen vs. Chico State
Drove in eight runs	3/31/04, Shea McFeely vs. Portland
Drove in seven runs	3/3/13, Michael Conforto vs. Bryant
Drove in six runs	3/5/16, Logan Ice vs. William & Mary
Drove in five runs	4/26/19, Adley Rutschman vs. Washington State
Scored six runs	3/2/85, Ken Bowen vs. Chico State
Scored five runs	3/5/00, Brian Barden vs. Washington
Scored four runs	2/23/19, Kyler McMahan vs. Nebraska

Pitching

Threw a perfect game	3/21/15, Drew Rasmussen vs. Washington St.
Threw a no-hitter	3/21/15, Drew Rasmussen vs. Washington St.
Threw a one-hitter	3/3/18, Bryce Fehmel vs. Hartford
Threw a shutout	4/6/19, Bryce Fehmel vs. Utah
Threw a complete game	5/10/19, Bryce Fehmel vs. Oregon
Threw back-to-back complete games	5/19-5/20/17 Luke Heimlich, Jake Thompson vs. Washington State
Had 14 strikeouts	5/18/18, Luke Heimlich vs. USC
Had 13 strikeouts	3/24/18, Luke Heimlich vs. Washington
Had 12 strikeouts	4/28/19, Grant Gambrell vs. Washington State
Had 11 strikeouts	3/1/19, Kevin Abel vs. West Virginia
Had 10 strikeouts	4/14/19, Grant Gambrell vs. Arizona State

Team

Had 25 or more hits	4/1/17 vs. Stanford (25)
Had 20 or more hits	5/4/18 vs. Washington State (20)
Scored 15 or more runs	4/26/19 vs. Washington State (18)
Scored 10 or more runs	4/26/19 vs. Washington State (18)
Did not strike out	2/21/16, vs. Minnesota
Won 10 straight games	2019 (10)
Won 15 straight games	2017 (23)
Extra-Innings victory	4/27/19, OSU 4, Washington State 3 (16)
Extra-Innings loss	4/23/19, Nevada 7, OSU 6 (10)
Was shut out	5/25/19, USC 5, OSU 0
Was no-hit	3/23/13, Arizona State 4, OSU 0
Threw back-to-back shutouts	5/28, 5/29/16 vs. UCLA
Threw back-to-back-to-back shutouts	5/27, 5/28, 5/29/16 vs. UCLA
Turned a Triple Play	5/15/18 vs. San Diego (1st inning)

All-Time Oregon State No-Hitters/Perfect Games

Date	Opponent (score)	Pitcher(s)
3/21/15	Washington State (3-0)*	Drew Rasmussen (9 IP, 10 SO, 0 BB)
3/8/14	vs. Northern Illinois (2-0)	Jace Fry (9 IP, 10 SO, 2 BB)
4/30/11	at UCLA (2-0)	Josh Osich (9 IP, 13 SO, 1 BB)
1/25/07	at Hawaii-Hilo (5-0)	Mike Stutes (5 IP, 7 SO, 2 BB), Josh Keller (2 IP, 0 SO, 0 BB), Mark Grbavac (1 IP, 2 SO, 0 BB), Jorge Reyes (1 IP, 0 SO, 1 BB)
4/11/67	Portland (11-0)	Cleve Benson, Eric Selberg, Jack Humphrey
4/12/47	Montana (1-0)	Fred Gallagher

* indicates Perfect Game

Batting average (minimum 120 at-bats)

1. Randy Duke, 1987 423
2. **Adley Rutschman, 2019 419**
3. Dwane Helbig, 1952 411
4. Adley Rutschman, 2018 408
5. Jacoby Ellsbury, 2005 406
6. Dan Cunningham, 1971 405
7. Ken Bowen, 1987 404
8. Jason Stranberg, 1997 397
9. Chris Biles, 2001 395
10. Curtis Davis, 2001 390

At-bats

1. Darwin Barney, 2007 278
2. Cadyn Grenier, 2018 273
3. Michael Gretler, 2018 262
4. Darwin Barney, 2006 261
5. Shea McFeely, 2006 260
6. Dylan Davis, 2013 257
7. Steven Kwan, 2018 256
8. Trevor Larnach, 2018 256
9. Adley Rutschman, 2018 250
10. Michael Conforto, 2013 247

Hits

1. Adley Rutschman, 2018 102
2. Jacoby Ellsbury, 2005 99
3. Steven Kwan, 2018 91
4. Nick Madrigal, 2017 90
5. Trevor Larnach, 2018 89
6. Cole Gillespie, 2006 87
7. Cadyn Grenier, 2018 87
8. Darwin Barney, 2006 86
9. Dylan Davis, 2013 86
10. Darwin Barney, 2007 84
- Adley Rutschman, 2019 75**

Runs

1. Cole Gillespie, 2006 83
2. Trevor Larnach, 2018 72
3. Cadyn Grenier, 2018 70
4. Jason Stranberg, 1997 67
5. Chris Hopkins, 2007 57
6. Jacoby Ellsbury, 2003 56
7. Jacoby Ellsbury, 2004 56
8. Jacoby Ellsbury, 2005 56
9. Adley Rutschman, 2018 56
- Adley Rutschman, 2019 56**

Doubles

1. Cole Gillespie, 2006 25
2. Seth Pietsch, 2002 24
3. Tony Calderon, 2003 24
4. Chris Biles, 2003 23
5. Bill Rowe, 2006 22
6. Dylan Davis, 2013 22
7. Adley Rutschman, 2018 22
8. Michael Gretler, 2018 21
9. Darwin Barney, 2007 20
10. Nick Madrigal, 2017 20

Triples

1. Abino Vazquez, 1997 7
2. Jeff Doyle, 1977 6
3. Todd Thomas, 1983 6
4. Seth Pietsch, 2002 6
5. Aaron Mathews, 2004 6
6. Shea McFeely, 2006 6
7. Cadyn Grenier, 2017 6
8. Steven Kwan, 2018 6
9. 13 tied 5

Home runs

1. Jim Wilson, 1982 21
2. Trevor Larnach, 2018 19
3. **Adley Rutschman, 2019 17**
4. Al Hunsinger, 1981 15
5. Bob McNair, 1980 14
6. Al Hunsinger, 1980 13
7. Joe Gerber, 1999 13
8. Cole Gillespie, 2006 13
9. Stefen Romero, 2010 13
10. Michael Conforto, 2012 13

Runs batted in

1. Adley Rutschman, 2018 83
2. Trevor Larnach, 2018 77
3. Michael Conforto, 2012 76
4. Joe Gerber, 2000 67
5. Dylan Davis, 2014 64
6. Jim Wilson, 1982 62
7. Rob Colley, 1998 62
8. Mike Lissman, 2007 61
9. Dylan Davis, 2013 61
10. KJ Harrison, 2015 60
- Adley Rutschman, 2019 57**

Walks

1. **Adley Rutschman, 2019 73**
2. Michael Conforto, 2014 55
3. Adley Rutschman, 2018 53
4. Steven Kwan, 2018 50
5. Trevor Larnach, 2018 50
6. Rich Dodge, 1977 48
7. Ben Johnson, 1989 47
8. Cole Gillespie, 2006 46
9. Jeff Doyle, 1976 45
10. Darwin Barney, 2006 43
- Tyler Malone, 2019 39**

Total bases

1. Trevor Larnach, 2018 167
2. Cole Gillespie, 2006 163
3. Adley Rutschman, 2018 157
4. Jacoby Ellsbury, 2005 142
5. **Adley Rutschman, 2019 137**
6. Seth Pietsch, 2003 133
7. Michael Conforto, 2012 131
8. Michael Conforto, 2013 130
9. Dylan Davis, 2013 129
10. Joe Gerber, 1999 128

Slugging percentage (minimum 120 at-bats)

1. Jim Wilson, 1982829
2. **Adley Rutschman, 2019765**
3. Al Hunsinger, 1981717
4. Joe Gerber, 1998713
5. Cole Gillespie, 2006685
6. Joe Gerber, 1999670
7. Ken Bowen, 1987667
8. Bob McNair, 1980660
9. Trevor Larnach, 2018652
10. Ben Bertrand, 1997647

Stolen bases

1. Dave Brundage, 1986 29
2. Jeff Brauning, 1989 28
3. Kim Bradshaw, 1957 26
4. Jeff Doyle, 1977 26
5. Jacoby Ellsbury, 2005 26
6. Steve Lyons, 1980 25
7. Jeff Doyle, 1976 24
8. Scott Hardin, 1994 23
9. Todd Thomas, 1983 21
10. Tyler Graham, 2005 21

Wins

1. Luke Heimlich, 2018 16 (16-3)
2. Scott Christman, 1993 14 (14-1)
3. Andrew Moore, 2013 14 (14-2)
4. Jake Thompson, 2017 14 (14-1)
5. Dallas Buck, 2006 13 (13-4)
6. Jonah Nickerson, 2006 13 (13-3)
7. Sam Gaviglio, 2011 12 (12-3)
8. Mike Stutes, 2007 12 (12-4)
9. Dallas Buck, 2005 12 (12-1)
10. Ben Wetzler, 2014 12 (12-1)

Winning percentage (minimum 4 wins)

1. Mark Newell, 1997 1.000 (8-0)
2. Bill Derding, 1960 1.000 (7-0)
3. Jerry Johnson, 1970 1.000 (7-0)
4. Steve Clark, 1962 1.000 (6-0)
5. Jason Bronson, 1997 1.000 (6-0)
6. Tom Hobbs, 1964 1.000 (5-0)
7. Brandon Eisert, 2017 1.000 (5-0)
8. Many players 1.000 (4-0)

Saves

1. Kevin Gunderson, 2006 20
2. Jake Mulholland, 2018 16
3. Kevin Gunderson, 2005 14
4. Eddie Kunz, 2007 12
5. Kevin Rhoderick, 2008 12
6. Tony Bryant, 2011 12
7. Mitch Hickey, 2015 11
8. Max Engelbrekt, 2016 11
9. Scott Schultz, 2013 10
10. Kevin Rhoderick, 2009 9
11. Jared Sanders, 2002 9
12. Tony Bryant, 2012 9
- Jake Mulholland, 2019 8**

Earned run average (minimum 40 innings pitched)

1. Luke Heimlich, 2017 0.76
2. Ben Wetzler, 2014 0.78
3. Bill Derding, 1960 1.07
4. Jake Mulholland, 2017 1.20
5. Cecil Ira, 1962 1.23
6. Ken Noble, 1976 1.26
7. Steve Clark, 1964 1.46
8. Tony Bryant, 2011 1.52
9. Jack Humphrey, 1967 1.53
10. Matt Boyd, 2011 1.57

Strikeouts

1. Luke Heimlich, 2018 159
2. Jonah Nickerson, 2006 131
3. Mike Stutes, 2007 129
4. Luke Heimlich, 2017 128
5. Matt Boyd, 2013 122
6. Ken Forsch, 1968 121
7. Scott Christman, 1993 119
8. Jake Thompson, 2017 119
9. Dallas Buck, 2005 118
10. Sam Gaviglio, 2011 116

Innings pitched

1. Jonah Nickerson, 2006 136.2
2. Mike Stutes, 2007 132.2
3. Matt Boyd, 2013 132.2
4. Andrew Moore, 2013 131.0
5. Scott Nicholson, 2001 130.2
6. Joe Paterson, 2007 129.2
7. Luke Heimlich, 2018 129.2
8. Dallas Buck, 2005 129.0
9. Jake Thompson, 2017 128.2
10. Dallas Buck, 2006 128.1

Complete games

1. Cecil Ira, 1962 12
2. Scott Anderson, 1984 11
3. Cecil Ira, 1963 11
4. Mason Smith, 1994 10
5. Mike Thurman, 1994 10
6. Scott Nicholson, 2001 10
7. Scott Christman, 1993 9
8. Ken Noble, 1976 9
9. Rod Scheckla, 1988 9
10. Norb Wellman, 1953 8
11. Steve Clark, 1964 8

Shutouts

1. Cecil Ira, 1963 5
2. John Sipple, 1988 4
3. Scott Christman, 1993 4
4. Jace Fry, 2014 4
5. Bill Derding, 1960 3
6. Cecil Ira, 1962 3
7. Ken Noble, 1976 3
8. Jeff Otis, 1987 3
9. Scott Nicholson, 2001 3
10. Matt Boyd, 2013 3
11. Andrew Moore, 2013 3

2019 OREGON STATE BASEBALL CAREER RECORDS

Twitter.com/BeaverBaseball
Instagram.com/BeaverBaseball
Facebook.com/OregonStateBaseball

Batting average (minimum 260 at-bats)

1. Jay Dean, 1952-55.....	379
2. A.J. Marquardt, 1993-94.....	373
3. Jacoby Ellsbury, 2003-05.....	365
4. Joe Gerber, 1997-2000.....	362
Brian Barden, 2000-02.....	362
6. Nick Madrigal, 2016-18.....	361
7. Ben Bertrand, 1996-98.....	358
8. Dan Cunningham, 1971-73.....	354
Adley Rutschman, 2017-19.....	354
10. Chris Biles, 2000-03.....	353

At-bats

1. Darwin Barney, 2006-07.....	765
2. Andy Jarvis, 2000-03.....	725
3. Kavin Keyes, 2011-14.....	723
4. Tyler Smith, 2010-13.....	696
5. Michael Conforto, 2012-14.....	668
7. Dylan Davis, 2012-14.....	660
6. Shea McFeely, 2004-06.....	653
8. Jon Yonemitsu, 1990-93.....	648
9. Jacoby Ellsbury, 2003-05.....	646
10. Ken Bowen, 1984-87.....	643
Adley Rutschman, 2017-19.....	638

Hits

1. Darwin Barney, 2005-07.....	238
2. Jacoby Ellsbury, 2003-05.....	236
3. Andy Jarvis, 2000-03.....	232
4. Brian Barden, 2000-02.....	231
5. Michael Conforto, 2012-14.....	227
6. Adley Rutschman, 2017-19.....	226
7. Nick Madrigal, 2016-18.....	221
8. Kavin Keyes, 2011-14.....	212
9. Ken Bowen, 1984-87.....	206
10. Tyler Smith, 2010-13.....	203

Runs

1. Jacoby Ellsbury, 2003-05.....	168
2. Darwin Barney, 2005-07.....	152
3. Ken Bowen, 1984-87.....	150
Adley Rutschman, 2017-19.....	150
5. Todd Thomas, 1980-83.....	148
Brian Barden, 2000-02.....	148
7. Michael Conforto, 2012-14.....	145
8. Shea McFeely, 2004-06.....	142
9. Andy Jarvis, 2000-03.....	141
10. Drew Hedges, 1997-2000.....	139

Doubles

1. Chris Biles, 2000-03.....	49
2. Dylan Davis, 2012-14.....	48
3. Danny Hayes, 2010-13.....	45
4. Joe Gerber, 1997-2000.....	44
Michael Conforto, 2012-14.....	44
6. Josh Carter, 1999-2001.....	42
Andy Jarvis, 2000-03.....	42
8. Darwin Barney, 2005-07.....	40
Nick Madrigal, 2016-18.....	40
10. Brian Barden, 2000-02.....	39
KJ Harrison, 2015-17.....	39
Adley Rutschman, 2017-19.....	38

Triples

1. Todd Thomas, 1980-83.....	13
2. Trever Morrison, 2014-16.....	12
3. Cadyn Grenier, 2016-18.....	11
Nick Madrigal, 2016-18.....	11
5. Chuck Fisk, 1952-55.....	10
Seth Pietsch, 2001-03.....	10
Jeff Hendrix, 2013-15.....	10
8. Jeff Doyle, 1975-77.....	9
Eric Stark, 1998-2001.....	9
Aaron Mathews, 2002-04.....	9
Steven Kwan, 2016-18.....	9

Home runs

1. Joe Gerber, 1997-2000.....	34
Andy Jarvis, 2000-03.....	34
3. Michael Conforto, 2012-14.....	31
4. KJ Harrison, 2015-17.....	29
5. Al Hunsinger, 1980-81.....	28
Adley Rutschman, 2017-19.....	28
7. Bob McNair, 1978-80.....	27
Jim Wilson, 1980-82.....	27
9. Matt Bailie, 1995-98.....	25
Brian Barden, 2000-02.....	25
Mitch Canham, 2004-07.....	25

Runs batted in

1. Michael Conforto, 2012-14.....	179
2. Andy Jarvis, 2000-03.....	173
Adley Rutschman, 2017-19.....	173
4. Joe Gerber, 1997-2000.....	169
5. Dylan Davis, 2012-14.....	155
6. Brian Barden, 2000-02.....	154
7. Mitch Canham, 2004-07.....	152
8. KJ Harrison, 2015-17.....	150
9. Matt Bailie, 1995-98.....	144
10. Darwin Barney, 2005-07.....	136

Walks

1. Adley Rutschman, 2017-19.....	153
2. Ken Bowen, 1984-87.....	120
Danny Hayes, 2010-13.....	120
Michael Conforto, 2012-14.....	120
5. Mickey Riley, 1980-83.....	118
6. Rich Dodge, 1974-77.....	111
7. Shea McFeely, 2004-06.....	107
8. Matt Bailie, 1995-98.....	106
9. Dave Backen, 1978-81.....	103
10. Joe Gerber, 1997-2000.....	102

Total bases

1. Andy Jarvis, 2000-03.....	382
2. Michael Conforto, 2012-14.....	372
3. Adley Rutschman, 2017-19.....	356
Brian Barden, 2000-02.....	355
5. Joe Gerber, 1997-2000.....	347
6. Jacoby Ellsbury, 2003-05.....	337
7. KJ Harrison, 2015-17.....	329
8. Chris Biles, 2000-03.....	318
9. Mitch Canham, 2004-07.....	316
10. Darwin Barney, 2005-07.....	311

Slugging percentage (minimum 260 at-bats)

1. Jim Wilson, 1980-82.....	640
2. Al Hunsinger, 1980-81.....	639
3. Ben Bertrand, 1996-98.....	631
4. Joe Gerber, 1997-2000.....	625
5. Cole Gillespie, 2004-06.....	579
A.J. Marquardt, 1993-94.....	578
7. Chris Wakeland, 1995-96.....	569
8. Chris Biles, 2000-03.....	564
9. Adley Rutschman, 2017-19.....	561
10. Michael Conforto, 2010-14.....	557

Stolen bases

1. Todd Thomas, 1980-83.....	62
2. Jacoby Ellsbury, 2003-05.....	60
3. Jeff Doyle, 1975-77.....	54
4. Steve Lyons, 1979-81.....	46
5. Kim Bradshaw, 1957-59.....	44
6. Steve Smith, 1981-83.....	41
7. Rich Dodge, 1974-77.....	40
8. R.A. Neitzel, 1988-90.....	39
Tyler Graham, 2003-06.....	39
Nick Madrigal, 2016-18.....	39

Wins

1. Ben Wetzler, 2011-14.....	36
Luke Heimlich, 2015-18.....	36
3. Bryce Fehmel, 2016-19.....	33
4. Ken Noble, 1975-78.....	30
5. Mike Gorman, 1979-82.....	28
John Sipple, 1984-88.....	28
Jeff Post, 1989-92.....	28
Dallas Buck, 2004-06.....	28
9. Cecil Ira, 1961-63.....	27
Andrew Moore, 2013-15.....	27

Winning percentage (minimum 10 wins)

1. Daniel Turpen, 2005-07.....	933 (14-1)
2. Leon Criner, 1959-61.....	917 (11-1)
3. Kevin Abel, 2018-19.....	909 (10-1)
4. Ben Wetzler, 2011-14.....	837 (36-7)
5. Matt Boyd, 2010-12.....	815 (22-5)
6. Sam Tweedt, 2015, 17-19.....	813 (13-3)
7. Bryce Fehmel, 2016-19.....	805 (33-8)
8. Brandon Eisert, 2017-19.....	783 (18-5)
9. Andrew Checketts, 1996-98.....	774 (24-7)
10. Mike Thurman, 1991-94.....	773 (17-5)

Saves

1. Kevin Gunderson, 2004-06.....	37
2. Jake Mulholland, 2017-19.....	30
3. Kevin Rhoderick, 2008-10.....	25
4. Tony Bryant, 2010-13.....	22
Max Engelbrekt, 2013-17.....	22
6. Scott Schultz, 2011-14.....	18
7. Jared Sanders, 2002-04.....	12
Eddie Kunz, 2005-07.....	12
Mitch Hickey, 2015-17.....	12
10. Mike Boire, 1996-98.....	11
Brandon Eisert, 2017-19.....	9

Earned run average (minimum 120 innings pitched)

1. Jake Mulholland, 2017-19.....	1.71
2. Cecil Ira, 1961-63.....	1.79
3. Steve Clark, 1962-64.....	1.92
4. Andrew Moore, 2013-15.....	2.10
5. Ken Forsch, 1967-68.....	2.12
6. Matt Boyd, 2010-12.....	2.13
7. Scott Anderson, 1981-84.....	2.15
8. Jace Fry, 2012-14.....	2.16
9. Scott Schultz, 2011-14.....	2.42
10. Luke Heimlich, 2015-18.....	2.49

Strikeouts

1. Luke Heimlich, 2015-18.....	385
2. Jonah Nickerson, 2004-06.....	299
3. Ben Wetzler, 2011-14.....	291
4. Mike Stutes, 2006-08.....	287
5. Dallas Buck, 2004-06.....	272
6. Mason Smith, 1991-94.....	267
7. John Sipple, 1984-88.....	263
8. Scott Anderson, 1981-84.....	258
9. Andrew Moore, 2013-15.....	251
10. Scott Christman, 1991-93.....	249
Bryce Fehmel, 2016-19.....	233

Innings pitched

1. Luke Heimlich, 2015-18.....	387.0
2. Ben Wetzler, 2011-14.....	369.1
3. Bryce Fehmel, 2016-19.....	357.1
4. Ken Noble, 1975-78.....	348.2
5. Andrew Moore, 2013-15.....	347.2
6. Mike Gorman, 1979-82.....	337.2
7. Mason Smith, 1991-94.....	330.2
8. Dallas Buck, 2004-06.....	326.2
9. Scott Anderson, 1981-84.....	325.2
10. Jeff Otis, 1986-90.....	306.0

Complete games

1. Cecil Ira, 1961-63.....	28
2. Mason Smith, 1991-94.....	22
3. Norb Wellman, 1952-54.....	21
4. Scott Anderson, 1981-84.....	19
5. Ken Noble, 1975-78.....	18
John Sipple, 1984-88.....	18
7. Mike Gorman, 1979-82.....	17
8. Gail Meier, 1973-76.....	16
9. Scott Nicholson, 2000-01.....	15
10. Jeff Otis, 1986-89.....	14
Scott Christman, 1991-93.....	14

Shutouts

1. Cecil Ira, 1961-63.....	10
2. John Sipple, 1984-88.....	7
3. Jeff Post, 1989-92.....	5
Jace Fry, 2012-14.....	5
Andrew Moore, 2013-14.....	5
6. Ken Noble, 1975-78.....	4
Scott Christman, 1991-93.....	4
Mason Smith, 1991-94.....	4
Ben Wetzler, 2011-14.....	4
9. Bill Oerding, 1959-61.....	3
Jeff Otis, 1986-89.....	3
Mike Thurman, 1992-94.....	3
Scott Nicholson, 2000-01.....	3
Sam Gaviglio, 2009-11.....	3
Matt Boyd, 2010-13.....	3
Bryce Fehmel, 2016-19.....	3

(Home games Sorted by Batting avg)

Record: 17-10 Home: 17-10 Away: 0-0 Pac-12: 12-3

Player	avg	gp-gs	ab	r	h	2b	3b	hr	rbi	tb	slg%	bb	hp	so	gdp	ob%	sf	sh	sb-att	po	a	e	fld%
4 Philip, Beau	.427	19-19	75	17	32	9	0	3	12	50	.667	6	0	14	2	.463	1	0	5-5	23	34	1	.983
35 Rutschman, Adley	.393	27-27	89	28	35	3	0	10	30	68	.764	32	0	16	3	.536	4	0	0-0	234	19	1	.996
3 Gretler, Matthew	.323	14-8	31	4	10	1	0	0	7	11	.355	2	1	5	1	.371	1	0	1-1	2	6	0	1.000
33 Jones, Preston	.277	21-15	47	12	13	1	0	1	9	17	.362	9	4	8	0	.419	2	2	7-8	44	1	0	1.000
18 Ober, Ryan	.275	22-19	69	13	19	2	0	2	14	27	.391	10	4	11	1	.393	1	2	1-1	98	12	1	.991
2 Harvey, Jake	.262	20-17	61	13	16	1	1	0	6	19	.311	11	0	21	0	.375	0	2	3-4	22	34	2	.966
17 Claunch, Troy	.257	18-10	35	3	9	3	0	0	4	12	.343	1	1	11	2	.297	0	0	1-1	37	8	1	.978
9 Armstrong, Andy	.246	26-16	65	5	16	1	1	1	5	22	.338	4	1	13	1	.296	1	0	1-1	22	50	0	1.000
15 Dukart, Jake	.235	18-9	34	3	8	2	0	0	7	10	.294	6	0	7	0	.333	2	0	0-0	5	17	2	.917
6 Casey, Joe	.233	19-15	60	11	14	4	0	0	1	18	.300	8	0	18	0	.324	0	1	1-2	22	0	0	1.000
1 McMahan, Kyler	.214	25-21	70	10	15	4	1	0	9	21	.300	8	0	16	0	.295	0	5	2-3	62	4	3	.957
7 Malone, Tyler	.206	24-19	63	11	13	1	0	0	6	14	.222	22	1	16	0	.414	1	0	0-0	49	0	0	1.000
30 Zalesky, Zack	.200	10-4	20	2	4	1	0	1	6	8	.400	1	0	3	0	.238	0	0	0-0	10	0	0	1.000
13 Mendazona, George	.167	19-15	48	4	8	2	0	0	9	10	.208	6	2	8	1	.271	3	2	0-1	8	20	3	.903
14 Willy, Elliot	.167	12-3	18	1	3	1	0	0	3	4	.222	1	0	2	0	.211	0	0	0-0	11	0	0	1.000
44 McGarry, Alex	.155	21-16	58	10	9	1	0	2	6	16	.276	15	0	21	1	.324	1	0	2-3	25	2	2	.931
16 Taylor, Zak	.125	18-7	32	3	4	0	0	0	2	4	.125	1	1	6	1	.176	0	2	0-0	69	2	1	.986
36 Fuchs, Greg	.111	7-1	9	0	1	1	0	0	1	2	.222	2	0	5	0	.273	0	0	0-0	2	0	0	1.000
20 Clayton, Zach	.000	1-1	1	0	0	0	0	0	0	0	.000	0	0	1	0	.000	0	0	0-0	1	0	0	1.000
26 Fehmel, Bryce	.000	1-1	0	0	0	0	0	0	0	0	.000	0	0	0	0	.000	0	0	0-0	5	3	0	1.000
28 Meckler, Wade	.000	7-0	0	1	0	0	0	0	1	0	.000	1	0	0	0	1.000	0	0	0-0	1	0	0	1.000
Totals	.259	27	885	151	229	38	3	20	138	333	.376	146	15	202	13	.367	17	16	24-30	756	232	19	.981
Opponents	.222	27	902	92	200	39	1	13	81	280	.310	84	14	239	14	.294	13	17	8-17	708	221	17	.982

LOB - Team (220), Opp (182). DPs turned - Team (21), Opp (17).

(Home games Sorted by Earned run avg)

Player	era	w-l	app	gs	cg	sho	sv	ip	h	r	er	bb	so	2b	3b	hr	b/avg	wp	hp	bks	sfa	sha
11 Walling, Andrew	0.00	0-0	4	0	0	0/0	0	5.2	2	0	0	4	1	0	0	0	.133	0	1	0	0	1
25 Mundt, Joey	0.00	0-0	4	0	0	0/0	1	5.1	3	0	0	2	6	0	0	0	.167	0	0	0	0	0
32 Verburg, Mitchell	0.75	0-0	7	0	0	0/0	0	12.0	6	1	1	4	20	0	1	0	.150	1	1	0	1	0
38 Mulholland, Jake	1.48	2-1	12	0	0	0/0	3	24.1	20	7	4	5	23	3	0	1	.225	1	1	0	0	3
23 Abel, Kevin	1.50	1-0	1	1	0	0/0	0	6.0	1	1	1	3	11	0	0	0	.053	1	1	0	0	0
26 Fehmel, Bryce	2.12	4-2	7	7	1	1/0	0	46.2	36	14	11	9	32	11	0	3	.216	2	4	0	3	4
22 Gambrell, Grant	2.30	3-1	5	5	0	0/1	0	31.1	19	10	8	10	39	1	0	0	.174	6	2	0	1	3
37 Eisert, Brandon	2.97	2-1	6	5	0	0/0	0	33.1	35	12	11	8	37	7	0	2	.280	2	0	1	4	3
24 Burns, Nathan	3.45	1-0	7	1	0	0/0	0	15.2	13	7	6	8	9	3	0	0	.236	2	1	0	0	1
34 Chamberlain, C.	3.71	1-2	11	1	0	0/1	2	17.0	12	9	7	9	24	4	0	0	.197	0	1	1	0	0
49 Pearce, Dylan	3.71	2-1	11	3	0	0/0	0	26.2	22	11	11	9	17	4	0	3	.234	0	1	0	3	1
12 Tweedt, Sam	4.76	0-2	4	3	0	0/0	0	11.1	15	11	6	4	8	4	0	3	.306	0	1	0	1	0
19 Pfenigs, Jake	4.86	1-0	10	1	0	0/0	1	16.2	16	9	9	9	12	2	0	1	.262	2	0	1	0	1
Totals	2.68	17-10	27	27	1	2/1	7	252.0	200	92	75	84	239	39	1	13	.222	17	14	3	13	17
Opponents	5.38	10-17	27	27	0	4/4	6	236.0	229	151	141	146	202	38	3	20	.259	31	15	4	17	16

PB - Team (4), Rutschman 2, Claunch 2, Opp (2). Pickoffs - Team (2), Tweedt 1, Rutschman 1, Opp (3).

2019 OREGON STATE BASEBALL

STATISTICS

Twitter.com/BeaverBaseball
Instagram.com/BeaverBaseball
Facebook.com/OregonStateBaseball

(Away games Sorted by Batting avg)

Record: 9-7 Home: 0-0 Away: 9-7 Pac-12: 9-5

Player	avg	gp-gs	ab	r	h	2b	3b	hr	rbi	tb	slg%	bb	hp	so	gdp	ob%	sf	sh	sb-att	po	a	e	fld%
35 Rutschman, Adley	.434	16-16	53	12	23	5	0	2	14	34	.642	22	1	15	0	.605	0	0	0-1	135	14	3	.980
6 Casey, Joe	.333	12-11	45	8	15	3	1	2	9	26	.578	3	1	16	0	.388	0	1	0-1	19	0	1	.950
9 Armstrong, Andy	.333	13-6	21	2	7	1	0	0	2	8	.381	1	0	6	1	.364	0	4	1-1	10	17	0	1.000
44 McGarry, Alex	.319	14-13	47	12	15	1	0	5	11	31	.660	8	0	19	0	.418	0	0	1-1	15	2	0	1.000
15 Dukart, Jake	.292	6-6	24	1	7	0	0	0	4	7	.292	4	0	2	0	.393	0	2	0-0	4	11	0	1.000
17 Claunch, Troy	.286	5-3	14	1	4	0	0	0	2	4	.286	3	0	3	1	.389	1	0	0-0	10	1	0	1.000
18 Ober, Ryan	.263	15-15	57	6	15	6	0	1	7	24	.421	7	0	18	1	.344	0	1	0-2	81	11	2	.979
13 Mendazona, George	.255	14-13	51	7	13	3	0	1	2	19	.373	8	0	10	0	.356	0	0	0-1	6	20	1	.963
1 McMahan, Kyler	.244	14-12	41	3	10	3	0	0	2	13	.317	2	0	13	1	.279	0	2	1-2	27	2	0	1.000
2 Harvey, Jake	.242	9-8	33	10	8	2	0	1	2	13	.394	4	0	9	1	.324	0	1	1-1	13	17	1	.968
4 Philip, Beau	.234	11-11	47	6	11	2	1	1	5	18	.383	6	0	15	0	.315	1	1	0-2	12	23	2	.946
3 Gretler, Matthew	.188	5-5	16	1	3	1	0	0	1	4	.250	0	1	8	0	.235	0	0	0-0	1	3	0	1.000
7 Malone, Tyler	.174	12-12	46	2	8	4	0	0	5	12	.261	7	2	10	1	.309	0	0	1-1	32	1	2	.943
16 Taylor, Zak	.125	9-1	8	1	1	0	0	1	1	4	.500	0	0	4	0	.125	0	0	0-0	28	2	0	1.000
33 Jones, Preston	.114	16-6	35	1	4	1	0	0	2	5	.143	1	2	6	1	.184	0	2	0-1	23	0	0	1.000
36 Fuchs, Greg	.091	6-2	11	1	1	0	0	0	0	1	.091	3	0	4	0	.286	0	0	0-0	0	0	0	.000
28 Meckler, Wade	.000	8-2	7	3	0	0	0	0	1	0	.000	3	1	2	0	.364	0	0	1-2	3	0	0	1.000
30 Zalesky, Zack	.000	3-1	4	0	0	0	0	0	0	0	.000	2	0	2	0	.333	0	0	1-1	3	0	0	1.000
14 Willy, Elliot	.000	2-1	3	0	0	0	0	0	0	0	.000	0	0	2	0	.000	0	0	0-0	1	0	0	1.000
Totals	.258	16	563	77	145	32	2	14	70	223	.396	84	8	164	7	.361	2	14	7-17	429	142	18	.969
Opponents	.265	16	540	75	143	25	4	15	71	221	.409	61	10	146	8	.345	9	9	10-16	450	164	10	.984

LOB - Team (144), Opp (126). DPs turned - Team (16), Opp (10). CI - Team (1), Rutschman 1.

(Away games Sorted by Earned run avg)

Player	era	w-l	app	gs	cg	sho	sv	ip	h	r	er	bb	so	2b	3b	hr	b/avg	wp	hp	bk	sfa	sha
11 Walling, Andrew	0.00	0-0	2	0	0	0/0	0	0.0	0	1	0	3	0	0	0	0		0	0	0	0	0
25 Mundt, Joey	1.29	0-0	2	0	0	0/0	0	7.0	4	1	1	4	9	0	1	0	.182	0	1	0	1	0
37 Eisert, Brandon	1.62	2-1	3	2	0	0/1	0	16.2	18	3	3	5	22	3	0	0	.273	2	0	0	0	1
32 Verburg, Mitchell	2.16	1-0	5	0	0	0/1	2	8.1	6	3	2	3	13	1	0	2	.188	0	0	2	0	1
19 Pfennigs, Jake	2.61	0-0	4	1	0	0/0	0	10.1	9	5	3	2	7	1	0	1	.243	1	1	0	1	2
38 Mulholland, Jake	3.07	1-1	9	0	0	0/0	3	14.2	12	5	5	4	10	2	0	1	.235	0	1	0	1	1
22 Gambrell, Grant	3.27	2-1	4	4	0	0/0	0	22.0	24	9	8	6	25	4	0	2	.286	1	1	0	1	1
49 Pearce, Dylan	4.67	1-1	6	1	0	0/0	0	17.1	14	10	9	11	21	3	0	2	.222	1	1	0	0	2
26 Fehmel, Bryce	5.53	1-1	5	5	1	0/0	0	27.2	30	20	17	8	16	5	2	5	.278	0	4	1	3	0
34 Chamberlain, C.	5.62	1-2	8	2	0	0/1	0	16.0	20	12	10	8	17	5	0	2	.317	1	1	0	2	0
24 Burns, Nathan	6.75	0-0	2	0	0	0/0	0	2.2	3	2	2	6	6	0	1	0	.300	0	0	0	0	1
12 Tweedt, Sam	99.00	0-0	1	1	0	0/0	0	0.1	3	4	4	1	0	1	0	0	.750	0	0	0	0	0
Totals	4.03	9-7	16	16	1	1/1	5	143.0	143	75	64	61	146	25	4	15	.265	6	10	3	9	9
Opponents	4.38	7-9	16	16	1	1/1	2	150.0	145	77	73	84	164	32	2	14	.258	9	8	1	2	14

PB - Team (2), Rutschman 2, Opp (3). Pickoffs - Team (2), Chamberlain 2, Opp (3).

(Neutral site games Sorted by Batting avg)

Record: 10-1-1 Home: 0-0 Away: 0-0 Neutral: 10-1-1 Pac-12: 0-0

Player	avg	gp-gs	ab	r	h	2b	3b	hr	rbi	tb	slg%	bb	hp	so	gdp	ob%	sf	sh	sb-att	po	a	e	fld%
30 Zalesky, Zack	.667	2-0	3	1	2	0	0	0	1	2	.667	0	0	1	0	.667	0	0	0-0	0	0	0	.000
14 Willy, Elliot	.500	3-1	2	2	1	1	0	0	1	2	1.000	1	0	0	0	.667	0	0	0-0	2	0	0	1.000
35 Rutschman, Adley	.459	12-12	37	16	17	1	1	5	13	35	.946	19	0	6	1	.643	0	0	0-1	114	6	1	.992
44 McGarry, Alex	.442	12-11	43	13	19	3	0	1	12	25	.581	6	0	14	1	.510	0	0	0-1	10	0	0	1.000
1 McMahan, Kyler	.333	11-7	27	9	9	3	0	0	3	12	.444	1	0	9	0	.357	0	2	1-1	22	1	0	1.000
28 Meckler, Wade	.333	5-0	3	1	1	0	0	0	0	1	.333	0	0	1	0	.333	0	0	0-0	0	0	0	.000
13 Mendazona, George	.308	5-3	13	0	4	0	0	0	1	4	.308	1	0	4	0	.357	0	0	0-0	4	0	0	1.000
36 Fuchs, Greg	.300	7-1	10	0	3	0	0	0	3	3	.300	1	0	1	0	.364	0	0	0-0	1	0	0	1.000
18 Ober, Ryan	.286	7-4	14	2	4	1	0	0	1	5	.357	3	1	5	1	.421	1	0	0-0	2	8	1	.909
7 Malone, Tyler	.281	11-10	32	5	9	3	0	0	7	12	.375	10	0	11	0	.432	2	0	0-0	22	0	0	1.000
33 Jones, Preston	.268	12-11	41	10	11	4	0	1	5	18	.439	3	3	13	2	.354	1	3	0-0	26	1	0	1.000
17 Claunch, Troy	.261	9-6	23	3	6	0	0	1	3	9	.391	1	2	2	0	.346	0	0	0-1	30	4	0	1.000
2 Harvey, Jake	.250	3-1	4	0	1	1	0	0	0	2	.500	0	0	3	0	.250	0	1	0-0	3	6	0	1.000
4 Philip, Beau	.245	12-12	49	8	12	3	0	1	14	18	.367	2	1	6	1	.283	1	2	0-1	12	24	1	.973
6 Casey, Joe	.222	10-5	18	7	4	1	0	1	3	8	.444	6	0	6	0	.400	1	0	3-3	11	0	0	1.000
3 Gretler, Matthew	.200	3-1	5	2	1	0	0	1	1	4	.800	0	1	3	0	.333	0	0	0-0	0	0	0	.000
9 Armstrong, Andy	.156	11-11	32	3	5	2	0	0	4	7	.219	3	2	8	0	.270	0	3	0-0	10	18	0	1.000
16 Taylor, Zak	.111	11-8	27	2	3	0	0	0	4	3	.111	2	0	6	0	.156	3	1	0-0	55	2	0	1.000
15 Dukart, Jake	.100	11-4	20	2	2	1	0	0	1	3	.150	3	1	6	0	.250	0	0	0-0	0	5	2	.714
Totals	.283	12	403	86	114	24	1	11	77	173	.429	62	11	105	6	.386	9	12	4-8	327	84	7	.983
Opponents	.187	12	391	31	73	16	1	3	31	100	.256	38	8	120	3	.272	1	6	1-3	303	111	23	.947

LOB - Team (108), Opp (87). DPs turned - Team (4), Opp (7). CI - Team (1), Rutschman 1.

(Neutral site games Sorted by Earned run avg)

Player	era	w-l	app	gs	cg	sho	sv	ip	h	r	er	bb	so	2b	3b	hr	b/avg	wp	hp	bk	sfa	sha
37 Eisert, Brandon	0.00	4-0	5	0	0	0/1	0	12.0	6	0	0	0	15	4	0	0	.150	0	0	0	0	1
34 Chamberlain, C.	0.00	1-0	3	0	0	0/0	0	7.1	0	0	0	1	12	0	0	0	.000	0	2	0	0	0
38 Mulholland, Jake	0.00	0-0	5	0	0	0/1	2	5.2	5	0	0	2	7	0	0	0	.217	0	0	0	0	0
24 Burns, Nathan	0.00	1-0	1	0	0	0/0	0	3.1	0	0	0	1	4	0	0	0	.000	0	0	0	0	0
11 Walling, Andrew	0.00	0-0	1	0	0	0/0	0	1.0	0	0	0	0	2	0	0	0	.000	0	0	0	0	0
49 Pearce, Dylan	1.04	0-0	4	0	0	0/0	0	8.2	5	1	1	7	11	0	0	0	.167	0	2	0	0	1
12 Tweedt, Sam	1.56	1-0	4	3	0	0/0	0	17.1	17	6	3	6	16	3	0	0	.254	2	2	0	0	2
32 Verburg, Mitchell	1.69	0-0	4	0	0	0/1	0	5.1	3	1	1	0	5	0	0	0	.158	0	0	0	0	0
22 Gambrell, Grant	2.92	0-0	3	3	0	0/1	0	12.1	11	4	4	6	12	4	0	0	.256	1	0	0	1	2
26 Fehmel, Bryce	3.15	2-0	3	3	0	0/0	0	20.0	13	7	7	2	19	2	1	2	.173	0	0	0	0	0
23 Abel, Kevin	5.23	1-0	2	2	0	0/0	0	10.1	7	6	6	6	14	2	0	1	.189	1	0	0	0	0
19 Pfennigs, Jake	7.71	0-1	3	1	0	0/0	0	4.2	5	4	4	5	3	0	0	0	.278	1	2	0	0	0
25 Mundt, Joey	18.00	0-0	1	0	0	0/0	0	1.0	1	2	2	2	0	1	0	0	.250	1	0	0	0	0
Totals	2.31	10-1	12	12	0	1/1	2	109.0	73	31	28	38	120	16	1	3	.187	6	8	0	1	6
Opponents	6.68	1-10	12	12	0	0/0	0	101.0	114	86	75	62	105	24	1	11	.283	11	11	2	9	12

PB - Team (0), Opp (2). Pickoffs - Team (0), Opp (1).

2019 OREGON STATE BASEBALL

STATISTICS

Twitter.com/BeaverBaseball
Instagram.com/BeaverBaseball
Facebook.com/OregonStateBaseball

(February Sorted by Batting avg)

Record: 8-0 Home: 0-0 Away: 0-0 Neutral: 8-0 Pac-12: 0-0

Player	avg	gp-gs	ab	r	h	2b	3b	hr	rbi	tb	slg%	bb	hp	so	gdp	ob%	sf	sh	sb-att	po	a	e	fld%
28 Meckler, Wade	1.000	3-0	1	1	1	0	0	0	0	1	1.000	0	0	0	0	1.000	0	0	0-0	0	0	0	.000
30 Zalesky, Zack	.667	2-0	3	1	2	0	0	0	1	2	.667	0	0	1	0	.667	0	0	0-0	0	0	0	.000
44 McGarry, Alex	.577	8-7	26	9	15	2	0	1	12	20	.769	5	0	6	0	.645	0	0	0-1	5	0	0	1.000
36 Fuchs, Greg	.500	4-0	4	0	2	0	0	0	3	2	.500	1	0	0	0	.600	0	0	0-0	1	0	0	1.000
14 Willy, Elliot	.500	3-1	2	2	1	1	0	0	1	2	1.000	1	0	0	0	.667	0	0	0-0	2	0	0	1.000
1 McMahan, Kyler	.409	8-6	22	8	9	3	0	0	3	12	.545	1	0	5	0	.435	0	2	1-1	17	0	0	1.000
35 Rutschman, Adley	.400	8-8	25	11	10	1	0	4	11	23	.920	12	0	5	1	.595	0	0	0-0	69	6	0	1.000
13 Mendazona, George	.333	3-2	9	0	3	0	0	0	1	3	.333	0	0	2	0	.333	0	0	0-0	2	0	0	1.000
2 Harvey, Jake	.333	2-1	3	0	1	1	0	0	0	2	.667	0	0	2	0	.333	0	1	0-0	2	6	0	1.000
33 Jones, Preston	.321	8-7	28	9	9	4	0	1	4	16	.571	1	3	7	1	.394	1	1	0-0	21	0	0	1.000
4 Philip, Beau	.281	8-8	32	8	9	2	0	1	10	14	.438	2	1	5	1	.333	1	0	0-0	8	21	1	.967
7 Malone, Tyler	.278	7-6	18	5	5	2	0	0	4	7	.389	7	0	4	0	.462	1	0	0-0	9	0	0	1.000
18 Ober, Ryan	.250	4-1	4	1	1	0	0	0	1	1	.250	2	0	1	1	.429	1	0	0-0	1	3	1	.800
17 Claunch, Troy	.235	7-4	17	3	4	0	0	1	2	7	.412	1	1	2	0	.316	0	0	0-0	20	3	0	1.000
6 Casey, Joe	.231	8-3	13	6	3	1	0	0	2	4	.308	4	0	5	0	.389	1	0	3-3	6	0	0	1.000
9 Armstrong, Andy	.174	8-8	23	2	4	2	0	0	4	6	.261	3	2	5	0	.321	0	1	0-0	10	14	0	1.000
16 Taylor, Zak	.143	8-6	21	2	3	0	0	0	3	3	.143	1	0	3	0	.167	2	1	0-0	40	2	0	1.000
15 Dukart, Jake	.118	7-4	17	2	2	1	0	0	1	3	.176	3	0	4	0	.250	0	0	0-0	0	4	1	.800
3 Gretler, Matthew	.000	2-0	2	1	0	0	0	0	0	0	.000	0	1	1	0	.333	0	0	0-0	0	0	0	.000
Totals	.311	8	270	71	84	20	0	8	63	128	.474	44	8	58	4	.413	7	6	4-5	216	64	3	.989
Opponents	.197	8	259	18	51	11	0	2	18	68	.263	21	3	70	3	.264	1	3	0-2	192	67	13	.952

LOB - Team (72), Opp (53). DPs turned - Team (4), Opp (4).

(February Sorted by Earned run avg)

Player	era	w-l	app	gs	cg	sho	sv	ip	h	r	er	bb	so	2b	3b	hr	b/avg	wp	hp	bk	sfa	sha
37 Eisert, Brandon	0.00	4-0	4	0	0	0/1	0	9.0	5	0	0	0	8	3	0	0	.167	0	0	0	0	1
49 Pearce, Dylan	0.00	0-0	2	0	0	0/0	0	4.2	4	0	0	3	5	0	0	0	.235	0	1	0	0	1
24 Burns, Nathan	0.00	1-0	1	0	0	0/0	0	3.1	0	0	0	1	4	0	0	0	.000	0	0	0	0	0
34 Chamberlain, C.	0.00	0-0	2	0	0	0/0	0	3.0	0	0	0	1	5	0	0	0	.000	0	0	0	0	0
19 Pfennigs, Jake	0.00	0-0	2	0	0	0/0	0	3.0	2	0	0	2	0	0	0	0	.200	0	0	0	0	0
38 Mulholland, Jake	0.00	0-0	2	0	0	0/1	1	2.0	2	0	0	0	1	0	0	0	.250	0	0	0	0	0
11 Walling, Andrew	0.00	0-0	1	0	0	0/0	0	1.0	0	0	0	0	2	0	0	0	.000	0	0	0	0	0
12 Tweedt, Sam	1.69	1-0	2	2	0	0/0	0	10.2	11	2	2	3	9	1	0	0	.262	1	2	0	0	0
26 Fehmel, Bryce	2.57	1-0	2	2	0	0/0	0	14.0	8	4	4	0	13	1	0	1	.154	0	0	0	0	0
22 Gambrell, Grant	3.52	0-0	2	2	0	0/1	0	7.2	8	3	3	3	6	3	0	0	.296	1	0	0	1	1
32 Verburg, Mitchell	3.86	0-0	3	0	0	0/1	0	2.1	3	1	1	0	3	0	0	0	.300	0	0	0	0	0
23 Abel, Kevin	5.23	1-0	2	2	0	0/0	0	10.1	7	6	6	6	14	2	0	1	.189	1	0	0	0	0
25 Mundt, Joey	18.00	0-0	1	0	0	0/0	0	1.0	1	2	2	2	0	1	0	0	.250	1	0	0	0	0
Totals	2.25	8-0	8	8	0	1/1	1	72.0	51	18	18	21	70	11	0	2	.197	4	3	0	1	3
Opponents	8.72	0-8	8	8	0	0/0	0	64.0	84	71	62	44	58	20	0	8	.311	8	8	1	7	6

PB - Team (0), Opp (2). Pickoffs - Team (0), Opp (1).

(March Sorted by Batting avg)

Record: 11-5-1 Home: 5-2 Away: 4-2 Neutral: 2-1-1 Pac-12: 6-3

Player	avg	gp-gs	ab	r	h	2b	3b	hr	rbi	tb	slg%	bb	hp	so	gdp	ob%	sf	sh	sb-att	po	a	e	fld%
35 Rutschman, Adley	.415	17-17	53	15	22	2	1	4	18	38	.717	24	0	13	1	.582	2	0	0-1	171	9	3	.984
18 Ober, Ryan	.314	13-10	35	6	11	4	0	2	7	21	.600	5	2	12	0	.429	0	0	0-1	23	11	0	1.000
13 Mendazona, George	.310	13-11	42	6	13	2	0	1	2	18	.429	3	2	7	0	.375	1	1	0-1	7	19	3	.897
4 Philip, Beau	.286	17-17	70	9	20	4	1	2	15	32	.457	4	0	16	2	.320	1	3	1-4	16	32	2	.960
2 Harvey, Jake	.286	6-4	14	2	4	0	0	0	1	4	.286	1	0	4	0	.333	0	0	1-2	6	6	0	1.000
3 Gretler, Matthew	.261	8-7	23	4	6	1	0	1	3	10	.435	2	0	8	1	.320	0	0	1-1	2	5	0	1.000
44 McGarry, Alex	.190	17-17	58	15	11	1	0	4	5	24	.414	14	0	25	2	.347	0	0	0-1	31	4	1	.972
17 Claunch, Troy	.188	8-5	16	0	3	0	0	0	1	3	.188	1	2	2	1	.316	0	0	0-1	17	3	0	1.000
1 McMahan, Kyler	.179	14-9	28	4	5	3	0	0	3	8	.286	3	0	13	0	.258	0	2	0-0	24	3	2	.931
36 Fuchs, Greg	.167	10-3	18	1	3	1	0	0	1	4	.222	4	0	6	0	.318	0	0	0-0	0	0	0	.000
7 Malone, Tyler	.163	16-15	49	2	8	4	0	0	7	12	.245	15	1	17	1	.364	1	0	0-0	36	0	1	.973
6 Casey, Joe	.150	9-6	20	4	3	2	0	1	2	8	.400	6	0	4	0	.346	0	1	1-2	15	0	0	1.000
16 Taylor, Zak	.115	15-8	26	2	3	0	0	0	2	3	.115	1	1	10	0	.172	1	1	0-0	71	3	0	1.000
33 Jones, Preston	.095	16-11	42	3	4	0	0	0	4	4	.095	4	1	11	1	.191	0	4	0-0	26	1	0	1.000
9 Armstrong, Andy	.077	15-7	26	2	2	0	0	0	0	2	.077	1	0	7	0	.111	0	4	1-1	8	15	0	1.000
28 Meckler, Wade	.000	11-2	9	3	0	0	0	0	1	0	.000	3	1	3	0	.308	0	0	1-2	3	0	0	1.000
15 Dukart, Jake	.000	9-0	5	1	0	0	0	0	0	0	.000	2	1	3	0	.375	0	0	0-0	0	4	1	.800
14 Willy, Elliot	.000	3-1	3	0	0	0	0	0	0	0	.000	0	0	1	0	.000	0	0	0-0	0	0	0	.000
30 Zalesky, Zack	.000	1-1	1	0	0	0	0	0	0	0	.000	1	0	1	0	.500	0	0	0-0	0	0	0	.000
20 Clayton, Zach	.000	1-1	1	0	0	0	0	0	0	0	.000	0	0	1	0	.000	0	0	0-0	1	0	0	1.000
26 Fehmel, Bryce	.000	1-1	0	0	0	0	0	0	0	0	.000	0	0	0	0	.000	0	0	0-0	3	3	1	.857
Totals	.219	17	539	79	118	24	2	15	72	191	.354	94	11	164	9	.343	6	16	6-17	462	134	19	.969
Opponents	.209	17	560	65	117	29	2	9	60	177	.316	59	13	179	7	.297	4	9	7-11	453	183	19	.971

LOB - Team (134), Opp (120). DPs turned - Team (11), Opp (12). CI - Team (2), Rutschman 2.

(March Sorted by Earned run avg)

Player	era	w-l	app	gs	cg	sho	sv	ip	h	r	er	bb	so	2b	3b	hr	b/avg	wp	hp	bk	sfa	sha
11 Walling, Andrew	0.00	0-0	2	0	0	0/0	0	1.0	0	1	0	2	0	0	0	0	.000	0	0	0	0	0
37 Eisert, Brandon	0.43	2-0	5	2	0	0/1	0	21.0	11	1	1	5	36	4	0	0	.153	1	0	0	0	1
38 Mulholland, Jake	1.35	1-0	11	0	0	0/0	3	13.1	11	2	2	4	13	2	0	0	.220	0	2	0	0	1
23 Abel, Kevin	1.50	1-0	1	1	0	0/0	0	6.0	1	1	1	3	11	0	0	0	.053	1	1	0	0	0
32 Verburg, Mitchell	1.54	1-0	7	0	0	0/1	1	11.2	7	3	2	2	13	1	0	2	.167	1	0	0	0	1
34 Chamberlain, C.	1.83	2-2	8	0	0	0/1	1	19.2	12	6	4	4	24	5	0	1	.174	0	2	0	0	0
49 Pearce, Dylan	3.38	0-0	6	0	0	0/0	0	10.2	5	4	4	10	17	0	0	2	.147	0	1	0	1	1
22 Gambrell, Grant	4.03	1-1	4	4	0	0/0	0	22.1	23	12	10	6	29	3	0	1	.261	4	2	0	1	2
26 Fehmel, Bryce	4.55	3-0	5	5	0	0/0	0	27.2	22	15	14	8	19	8	2	1	.212	1	2	0	1	0
12 Tweedt, Sam	5.11	0-1	4	3	0	0/0	0	12.1	13	10	7	5	12	4	0	2	.271	1	0	0	0	2
24 Burns, Nathan	7.71	0-0	2	1	0	0/0	0	2.1	4	2	2	4	1	1	0	0	.444	1	1	0	0	1
19 Pfennigs, Jake	10.50	0-1	3	1	0	0/0	0	6.0	8	8	7	6	4	1	0	0	.348	3	2	0	1	0
Totals	3.16	11-5	17	17	0	1/1	5	154.0	117	65	54	59	179	29	2	9	.209	13	13	0	4	9
Opponents	4.29	5-11	17	17	0	2/2	3	151.0	118	79	72	94	164	24	2	15	.219	16	11	4	6	16

PB - Team (0), Opp (1). Pickoffs - Team (2), Tweedt 1, Chamberlain 1.

2019 OREGON STATE BASEBALL

STATISTICS

Twitter.com/BeaverBaseball
Instagram.com/BeaverBaseball
Facebook.com/OregonStateBaseball

(April Sorted by Batting avg)

Record: 12-6 Home: 10-3 Away: 2-3 Pac-12: 11-1

Player	avg	gp-gs	ab	r	h	2b	3b	hr	rbi	tb	slg%	bb	hp	so	gdp	ob%	sf	sh	sb-att	po	a	e	fld%
30 Zalesky, Zack	1.000	2-0	2	1	2	1	0	0	3	3	1.500	0	0	0	0	1.000	0	0	0-0	0	0	0	.000
35 Rutschman, Adley	.455	18-18	66	22	30	5	0	7	23	56	.848	19	0	10	2	.563	2	0	0-0	158	13	0	1.000
4 Philip, Beau	.409	6-6	22	6	9	3	0	0	3	12	.545	4	0	4	0	.481	1	0	3-3	6	11	0	1.000
17 Claunch, Troy	.375	11-6	24	3	9	3	0	0	5	12	.500	1	0	8	2	.400	0	0	1-1	40	7	1	.979
6 Casey, Joe	.364	14-13	55	14	20	4	0	2	8	30	.545	7	1	13	0	.444	0	0	0-0	11	0	1	.917
15 Dukart, Jake	.333	10-9	33	2	11	2	0	0	8	13	.394	6	0	5	0	.415	2	1	0-0	7	15	2	.917
18 Ober, Ryan	.328	17-17	64	12	21	3	0	1	13	27	.422	12	2	14	1	.443	1	3	1-2	98	14	3	.974
9 Armstrong, Andy	.326	16-10	43	4	14	0	1	1	5	19	.442	3	1	7	1	.383	0	2	1-1	14	21	0	1.000
33 Jones, Preston	.323	16-7	31	9	10	1	0	1	5	14	.452	6	3	5	0	.452	2	1	6-8	24	0	0	1.000
3 Gretler, Matthew	.320	11-6	25	2	8	1	0	0	5	9	.360	0	2	6	0	.370	0	0	0-0	1	4	0	1.000
2 Harvey, Jake	.281	17-15	57	17	16	2	1	1	7	23	.404	14	0	16	1	.423	0	2	3-3	20	32	2	.963
1 McMahan, Kyler	.250	18-18	68	9	17	3	1	0	6	22	.324	6	0	16	1	.311	0	2	3-5	53	2	1	.982
7 Malone, Tyler	.208	14-13	48	8	10	2	0	0	3	12	.250	11	2	10	0	.371	1	0	1-1	43	1	0	1.000
44 McGarry, Alex	.182	13-8	33	6	6	1	0	1	7	10	.303	8	0	10	0	.333	1	0	3-3	7	0	0	1.000
14 Willy, Elliot	.176	10-3	17	1	3	1	0	0	3	4	.235	1	0	3	0	.222	0	0	0-0	12	0	0	1.000
16 Taylor, Zak	.125	10-0	8	1	1	0	0	0	1	1	.125	1	0	1	0	.222	0	1	0-0	9	0	0	1.000
13 Mendazona, George	.116	15-12	43	4	5	2	0	0	6	7	.163	7	0	9	1	.231	2	0	0-1	3	15	0	1.000
36 Fuchs, Greg	.000	6-1	8	0	0	0	0	0	0	0	.000	1	0	4	0	.111	0	0	0-0	2	0	0	1.000
28 Meckler, Wade	.000	3-0	0	1	0	0	0	0	1	0	.000	1	0	0	0	1.000	0	0	0-0	1	0	0	1.000
Totals	.297	18	647	122	192	34	3	14	112	274	.423	108	11	141	9	.400	12	12	22-28	516	147	14	.979
Opponents	.231	18	627	70	145	22	2	13	62	210	.335	71	9	174	7	.314	9	14	6-12	498	147	13	.980

LOB - Team (170), Opp (144). DPs turned - Team (11), Opp (13).

(April Sorted by Earned run avg)

Player	era	w-l	app	gs	cg	sho	sv	ip	h	r	er	bb	so	2b	3b	hr	b/avg	wp	hp	bk	sfa	sha
25 Mundt, Joey	0.00	0-0	3	0	0	0/0	1	5.0	3	0	0	1	6	0	0	0	.176	0	0	0	0	0
11 Walling, Andrew	0.00	0-0	2	0	0	0/0	0	3.1	2	0	0	2	0	0	0	0	.222	0	1	0	0	1
32 Verburg, Mitchell	0.77	0-0	6	0	0	0/0	1	11.2	5	1	1	5	22	0	1	0	.128	0	1	2	1	0
49 Pearce, Dylan	1.47	1-2	9	1	0	0/0	0	18.1	9	4	3	8	16	0	0	1	.153	0	0	0	1	2
22 Gambrell, Grant	1.82	3-0	4	4	0	0/1	0	24.2	14	6	5	10	32	2	0	1	.169	3	1	0	0	3
38 Mulholland, Jake	1.89	2-1	7	0	0	0/0	1	19.0	13	4	4	6	18	1	0	1	.194	0	0	0	1	1
26 Fehmel, Bryce	1.95	2-0	4	4	1	1/0	0	27.2	19	7	6	5	23	4	0	5	.194	0	3	1	1	2
19 Pfennigs, Jake	4.26	1-0	7	1	0	0/0	0	12.2	12	7	6	5	7	2	0	1	.250	1	1	1	0	1
37 Eisert, Brandon	4.50	2-1	4	4	0	0/0	0	24.0	34	13	12	8	22	5	0	2	.343	2	0	1	4	3
12 Tweedt, Sam	6.00	0-1	3	2	0	0/0	0	6.0	11	9	4	3	3	3	0	1	.367	0	1	0	1	0
24 Burns, Nathan	6.48	0-0	5	0	0	0/0	0	8.1	10	7	6	9	10	2	1	0	.303	1	0	0	0	1
34 Chamberlain, C.	7.94	1-1	8	2	0	0/1	1	11.1	13	12	10	9	15	3	0	1	.289	0	1	1	0	0
Totals	2.98	12-6	18	18	1	2/1	4	172.0	145	70	57	71	174	22	2	13	.231	7	9	6	9	14
Opponents	6.34	6-12	18	18	1	0/0	0	166.0	192	122	117	108	141	34	3	14	.297	23	11	2	12	12

PB - Team (5), Rutschman 3, Claunch 2, Opp (4). Pickoffs - Team (2), Chamberlain 1, Rutschman 1, Opp (4).

(May Sorted by Batting avg)

Record: 5-7 Home: 2-5 Away: 3-2 Pac-12: 4-4

Player	avg	gp-gs	ab	r	h	2b	3b	hr	rbi	tb	slg%	bb	hp	so	gdp	ob%	sf	sh	sb-att	po	a	e	fld%
35 Rutschman, Adley	.371	12-12	35	8	13	1	0	2	5	20	.571	18	1	9	0	.593	0	0	0-1	85	11	2	.980
4 Philip, Beau	.362	11-11	47	8	17	5	0	2	3	28	.596	4	0	10	0	.412	0	0	1-1	17	17	1	.971
44 McGarry, Alex	.355	9-8	31	5	11	1	0	2	5	18	.581	2	0	13	0	.394	0	0	0-0	7	0	1	.875
9 Armstrong, Andy	.308	11-8	26	2	8	2	0	0	2	10	.385	1	0	8	1	.321	1	0	0-0	10	35	0	1.000
7 Malone, Tyler	.269	10-7	26	3	7	0	0	0	4	7	.269	6	0	6	0	.406	0	0	0-0	15	0	1	.938
33 Jones, Preston	.227	9-7	22	2	5	1	0	0	3	6	.273	2	2	4	1	.346	0	1	1-1	22	1	0	1.000
13 Mendazona, George	.222	7-6	18	1	4	1	0	0	3	5	.278	5	0	4	0	.391	0	1	0-0	6	6	1	.923
6 Casey, Joe	.200	10-9	35	2	7	1	1	0	1	10	.286	0	0	18	0	.200	0	1	0-1	20	0	0	1.000
17 Claunch, Troy	.200	6-4	15	1	3	0	0	0	1	3	.200	2	0	4	0	.278	1	0	0-0	0	0	0	.000
15 Dukart, Jake	.174	9-6	23	1	4	0	0	0	3	4	.174	2	0	3	0	.240	0	1	0-0	2	10	0	1.000
2 Harvey, Jake	.167	7-6	24	4	4	1	0	0	0	5	.208	0	0	11	0	.167	0	1	0-0	10	13	1	.958
1 McMahan, Kyler	.150	10-7	20	1	3	1	0	0	2	4	.200	1	0	4	0	.190	0	3	0-0	17	2	0	1.000
18 Ober, Ryan	.135	10-10	37	2	5	2	0	0	1	7	.189	1	1	7	1	.179	0	0	0-0	59	3	0	1.000
30 Zalesky, Zack	.095	10-4	21	1	2	0	0	1	3	5	.238	2	0	4	0	.174	0	0	1-1	13	0	0	1.000
16 Taylor, Zak	.083	5-2	12	1	1	0	0	1	1	4	.333	0	0	2	1	.083	0	0	0-0	32	1	1	.971
3 Gretler, Matthew	.000	1-1	2	0	0	0	0	0	1	0	.000	0	0	1	0	.000	1	0	0-0	0	0	0	.000
14 Willy, Elliot	.000	1-0	1	0	0	0	0	0	0	0	.000	0	0	0	0	.000	0	0	0-0	0	0	0	.000
28 Meckler, Wade	.000	3-0	0	0	0	0	0	0	0	0	.000	0	0	0	0	.000	0	0	0-0	0	0	0	.000
Totals	.238	12	395	42	94	16	1	8	38	136	.344	46	4	108	4	.321	3	8	3-5	318	113	8	.982
Opponents	.266	12	387	45	103	18	2	7	43	146	.377	32	7	82	8	.326	9	6	6-11	318	99	5	.988

LOB - Team (96), Opp (78). DPs turned - Team (15), Opp (5).

(May Sorted by Earned run avg)

Player	era	w-l	app	gs	cg	sho	sv	ip	h	r	er	bb	so	2b	3b	hr	b/avg	wp	hp	bk	sfa	sha
24 Burns, Nathan	0.00	1-0	2	0	0	0/0	0	7.2	2	0	0	1	4	0	0	0	.087	0	0	0	0	0
11 Walling, Andrew	0.00	0-0	2	0	0	0/0	0	1.1	0	0	0	3	1	0	0	0	.000	0	0	0	0	0
37 Eisert, Brandon	1.12	0-1	1	1	0	0/0	0	8.0	9	1	1	0	8	2	0	0	.300	1	0	0	0	0
25 Mundt, Joey	1.23	0-0	3	0	0	0/0	0	7.1	4	1	1	5	9	0	1	0	.174	0	1	0	1	0
22 Gambrell, Grant	1.64	1-1	2	2	0	0/0	0	11.0	9	2	2	3	9	1	0	0	.237	0	0	0	1	0
38 Mulholland, Jake	2.61	0-1	6	0	0	0/0	3	10.1	11	6	3	1	8	2	0	1	.289	1	0	0	0	2
19 Pfennigs, Jake	2.70	0-0	5	1	0	0/0	1	10.0	8	3	3	3	11	0	0	1	.229	0	0	0	0	2
26 Fehmel, Bryce	3.96	1-3	4	4	1	0/0	0	25.0	30	15	11	6	12	5	1	3	.313	1	3	0	4	2
34 Chamberlain, C.	4.26	0-1	4	1	0	0/0	0	6.1	7	3	3	4	9	1	0	0	.304	1	1	0	2	0
49 Pearce, Dylan	6.63	2-0	4	3	0	0/0	0	19.0	23	14	14	6	11	7	0	2	.299	1	2	0	1	0
Totals	3.23	5-7	12	12	1	0/0	4	106.0	103	45	38	32	82	18	2	7	.266	5	7	0	9	6
Opponents	3.23	7-5	12	12	0	3/3	5	106.0	94	42	38	46	108	16	1	8	.238	4	4	0	3	8

PB - Team (1), Rutschman 1. Pickoffs - Team (0), Opp (2).

2019 OREGON STATE BASEBALL
BOX SCORES

Twitter.com/BeaverBaseball
Instagram.com/BeaverBaseball
Facebook.com/OregonStateBaseball

2019 Oregon State Baseball
New Mexico vs #8 Oregon State
Feb 15, 2019 at Surprise, Ariz. (Surprise Stadium)

New Mexico 5 (0-1)										Oregon State 6 (1-0)									
Player	ab	r	h	rbi	bb	so	po	a	lob	Player	ab	r	h	rbi	bb	so	po	a	lob
WATARI, Justin 2b	4	0	1	0	0	0	0	1	2	Jones, Preston lf/cf	3	1	0	0	0	0	3	0	0
SCHILLING, Hayden ss	3	1	1	1	2	1	1	1	0	Dukart, Jake 3b	3	1	1	0	2	1	0	1	0
MANG, Jared cf	4	1	1	2	1	0	1	0	1	Rutschman, Adley c	4	1	1	1	1	2	7	0	1
MANG, Connor 3b	4	1	1	0	0	2	0	2	3	Philip, Beau ss	5	2	1	0	0	0	0	1	4
MARSHALL JR, Derek 1b	3	1	1	0	1	1	7	2	0	Malone, Tyler rf	2	0	1	0	3	0	4	0	0
DEIMLING, Jeff dh	4	0	2	0	0	1	4	0	0	Armstrong, Andy 2b	2	0	0	0	0	0	1	2	0
KELLY, Tyler lf	4	0	1	2	0	1	4	0	0	McGarry, Alex ph	1	0	1	2	0	0	0	0	0
O'FARRELL, Reese c	4	0	0	0	0	0	7	0	1	Meckler, Wade pr	0	0	0	0	0	0	0	0	0
MERRITT, Brayden rf	3	1	1	0	1	1	2	0	0	Ober, Ryan 2b	0	0	0	0	0	0	1	1	0
SLATEN, Justin p	0	0	0	0	0	0	2	2	0	Fuchs, Greg ph	1	0	1	2	0	0	0	0	0
WALDEN, Blake p	0	0	0	0	0	0	0	0	0	Taylor, Zak 1b	4	0	0	0	0	2	9	1	3
EMONO, Malachi p	0	0	0	0	0	0	0	0	0	Claunch, Troy dh	3	0	0	0	1	1	0	0	2
Totals	33	5	9	5	5	6	24	8	7	McMahan, Kyer cf	1	0	0	0	0	0	0	0	0
										Casey, Joe ph/lf	1	1	0	0	0	0	0	0	0
										Abel, Kevin p	0	0	0	0	0	0	1	1	0
										Pearce, Dylan p	0	0	0	0	0	0	0	1	0
										Verburg, Mitchell p	0	0	0	0	0	0	0	0	0
										Eisert, Brandon p	0	0	0	0	0	0	0	0	0
										Totals	30	6	6	5	8	7	27	11	12

Score by Innings	1	2	3	4	5	6	7	8	9	R	H	E
New Mexico	0	1	0	0	0	3	0	0	1	5	9	3
Oregon State	0	0	0	0	0	0	3	0	3	6	6	0

Note: None out, 2 runners LOB when the game ended.

E - WATARI, J. 2; SLATEN, J.. DP - OSU 2. LOB - NM 7; OSU 12. 2B - MANG, C.; Dukart; Malone. HR - MANG, J.. HBP - Jones. SH - WATARI, J.; Jones; Armstrong; McMahan.

New Mexico	ip	h	r	er	bb	so	ab	bf	np	Oregon State	ip	h	r	er	bb	so	ab	bf	np
SLATEN, Justin	5.0	1	0	0	5	14	22	101		Abel, Kevin	5.0	5	4	4	3	4	19	22	89
WALDEN, Blake	1.0	0	2	0	1	0	4	6	21	Pearce, Dylan	3.0	1	0	0	2	2	9	12	40
EMOND, Malachi	2.0	5	4	3	2	2	12	14	46	Verburg, Mitchell	0.1	2	1	1	0	0	3	3	6
										Eisert, Brandon	0.2	1	0	0	0	0	2	2	6

Win - Eisert (1-0). Loss - EMOND, M. (0-1). Save - None.

WP - Abel. HBP - by WALDEN, B. (Jones). PB - O'FARRELL, R. Inherited runners/scored: EMOND, M. 2/2; Pearce 1/1; Eisert 2/1. Pitches/strikes: SLATEN, J. 101/61; WALDEN, B. 21/11; EMOND, M. 46/27; Abel 89/51; Pearce 40/26; Verburg 6/5; Eisert 6/5.

Umpires - HP: Ramon Armendariz 1B: Ryan Goodman 2B: Kellen Levy 3B: Frank Pflugradt
Start: 1:00pm Time: 3:15 Attendance: 1947
Weather: 63 Degrees, Mostly Cloudy
Abel faced 3 batters in the 6th.
WALDEN, B. faced 2 batters in the 7th.
EMOND, M. faced 5 batters in the 9th.

2019 Oregon State Baseball
Minnesota vs #8 Oregon State
Feb 17, 2019 at Surprise, Ariz. (Surprise Stadium)

Minnesota 1 (1-2)										Oregon State 13 (3-0)									
Player	ab	r	h	rbi	bb	so	po	a	lob	Player	ab	r	h	rbi	bb	so	po	a	lob
Mezzenaga, Ben cf	4	0	0	0	0	2	2	0	2	Jones, Preston lf	5	2	2	0	0	1	2	0	2
Wilhite, Andrew 2b	0	0	0	0	0	0	0	0	0	Casey, Joe lf/cf	1	0	0	0	0	1	0	0	0
Meyer, Max dh	4	1	2	0	0	0	0	0	0	McGarry, Alex dh	3	3	2	1	1	1	0	0	0
Kozicky, Jordan ss	4	0	1	0	0	1	3	0	0	Gretter, Matthew ph/dh	2	0	0	0	0	1	0	0	0
Wilson, Eli c	4	0	1	1	0	6	0	1	0	Rutschman, Adley c	3	4	2	4	2	0	8	1	2
Stanke, Chase c	0	0	0	0	0	3	0	0	0	Claunch, Troy c	0	0	0	0	0	0	1	0	0
Estrada, Eduardo lf	3	0	0	0	0	2	2	0	2	Malone, Tyler rf	4	1	2	2	0	1	2	0	0
Raabe, Zack ph	1	0	0	0	0	0	0	0	0	Willis, Elliot ph/rf	1	1	1	0	0	0	1	0	0
McDevitt, Cole 1b	3	0	1	0	1	1	7	0	0	Philip, Beau ss	4	0	0	2	0	1	2	0	0
Wassel, Jack 3b	3	0	0	0	0	1	0	2	0	Armstrong, Andy 3b	4	0	2	2	0	0	1	0	0
Hitz, Jacob ph	0	0	0	0	1	0	0	0	0	Mendoza, George ph/3b	1	0	1	0	0	0	0	0	0
Smith, Riley 2b/cf	3	0	1	0	1	1	2	4	1	Taylor, Zak 1b	5	0	1	0	0	1	6	0	3
Bertrand, Easton rf	3	0	0	0	0	2	0	0	1	Ober, Ryan 2b	2	1	1	0	2	1	0	1	0
Thoresen, Sam p	0	0	0	0	0	0	1	0	0	Harvey, Jake 2b	1	0	1	0	0	0	0	2	0
Burchill, Nolan p	0	0	0	0	0	0	0	1	0	McMahan, Kyer cf	4	1	2	0	0	1	4	0	2
Duffy, Ryan p	0	0	0	0	0	0	0	0	0	Zalesky, Zack ph/lf	1	0	0	0	0	1	0	0	0
Horton, Bubba p	0	0	0	0	0	0	0	0	0	Tweedt, Sam p	0	0	0	0	0	0	0	0	0
Totals	32	1	6	1	3	9	24	10	7	Burns, Nathan p	0	0	0	0	0	0	0	0	0
										Chamberlain, C. p	0	0	0	0	0	0	0	0	0
										Totals	41	13	17	12	5	10	27	4	10

Score by Innings	1	2	3	4	5	6	7	8	9	R	H	E
Minnesota	1	0	0	0	0	0	0	0	0	1	6	0
Oregon State	2	0	0	5	0	3	3	0	X	13	17	0

DP - MINN 1. LOB - MINN 7; OSU 10. 2B - Wilson(1); Jones(1); McGarry(1); Malone(2); Willy; Armstrong 2(2); Harvey; McMahan(1). HR - Rutschman(2). SF - Philip(1). CS - Smith, R(1).

Minnesota	ip	h	r	er	bb	so	ab	bf	np	Oregon State	ip	h	r	er	bb	so	ab	bf	np
Thoresen, Sam	3.1	8	7	2	4	19	21	75		Tweedt, Sam	4.2	6	1	1	1	4	20	21	85
Burchill, Nolan	1.2	3	2	1	2	8	9	37		Burns, Nathan	3.1	0	0	0	1	4	9	10	46
Duffy, Ryan	1.1	4	4	2	0	8	10	43		Chamberlain, C.	1.0	0	0	0	1	1	3	4	19
Horton, Bubba	1.2	2	0	0	0	4	6	7	35										

Win - Burns (1-0). Loss - Thoresen (0-1). Save - None.

WP - Thoresen; Horton; Tweedt. Inherited runners/scored: Duffy 2/2; Horton 2/2; Burns 1/0. Pitches/strikes: Thoresen 75/48; Burchill 37/20; Duffy 43/25; Horton 35/18; Tweedt 85/47; Burns 46/26; Chamberlain 19/12.

Umpires - HP: Kellen Levy 1B: Frank Pflugradt 2B: Ramon Armendariz 3B: Ryan Goodman
Start: 1:01pm Time: 3:29 Attendance: 2688
Weather: 54 Degrees, Mostly Sunny
Burchill faced 2 batters in the 6th.

2019 Oregon State Baseball
Gonzaga vs #8 Oregon State
Feb 16, 2019 at Surprise, Ariz. (Surprise Stadium)

Gonzaga 3 (0-2)											Oregon State 9 (2-0)										
Player	ab	r	h	rbi	bb	so	a	lob			Player	ab	r	h	rbi	bb	so	a	lob		
BARRERA, Isaac lf	4	0	0	0	0	0	1	0	0		Jones, Preston cf	4	0	0	0	1	1	7	0	0	
MORRISON, Guthrie cf	4	0	0	0	0	0	0	0	0		Dukart, Jake 3b	5	0	0	0	0	2	0	1	2	
YAKE, Ernie 3b	3	1	0	0	1	0	1	1	0		Rutschman, Adley c/1b	2	3	1	1	2	0	4	0	0	
PINORINI, Austin c	3	0	0	0	0	1	7	1	0		Malone, Tyler rf	2	3	1	0	2	1	2	0	1	
HEGGEN, Slade c	1	0	1	2	0	0	0	0	0		McMahan, Kyer rf	0	0	0	0	0	0	1	0	0	
JOHNSTON, Troy rf	4	0	0	0	0	0	3	0	2		Philip, Beau ss	4	3	3	3	0	2	1	0		
Sullivan, Ryan dh	3	1	1	1	0	1	0	0	0		McGarry, Alex dh	4	0	3	3	0	0	0	0	0	
BRISTYAN, Josh ss	3	0	0	0	0	1	3	2	0		Taylor, Zak 1b	1	0	0	2	0	0	6	1	0	
NYQUIST, Nick 1b	2	0	0	0	0	0	6	0	0		Fuchs, Greg ph	1	0	0	0	0	0	0	0	0	
HARRIS, Brett ph/1b	1	0	0	0	0	2	0	0	0		Claunch, Troy c	0	0	0	0	0	0	0	0	0	
BRESHEARS, Carson 2b	2	1	0	0	1	0	1	6	0		Casey, Joe lf	4	0	0	0	0	2	4	0	1	
JACOB, Alek p	0	0	0	0	0	0	0	0	0		Armstrong, Andy 2b	4	0	1	0	0	1	1	4	1	
WELLS, Mason p	0	0	0	0	0	0	0	0	0		Fehmel, Bryce p	0	0	0	0	0	0	0	0	0	
DAVIS, Taylor p	0	0	0	0	0	0	0	0	0		Mundt, Joey p	0	0	0	0	0	0	0	1	0	
Totals	30	3	2	3	2	3	24	10	2		Totals	31	9	9	9	5	7	27	8	5	

Score by Innings	1	2	3	4	5	6	7	8	9	R	H	E
Gonzaga	0	1	0	0	0	0	0	0	2	3	2	1
Oregon State	0	0	0	3	0	3	3	0	X	9	9	1

E - BRISTYAN, J.(2); Philip(1). LOB - Gonzaga 2; OSU 5. 2B - HEGGEN, S.. HR - Sullivan, R.; Rutschman(1); Philip(1). SF - Taylor 2(2). CS - McGarry(1).

Gonzaga	ip	h	r	er	bb	so	ab	bf	np	Oregon State	ip	h	r	er	bb	so	ab	bf	np
JACOB, Alek	6.0	7	6	5	2	6	23	27	102	Fehmel, Bryce	8.0	1	1	1	0	3	26	26	95
WELLS, Mason	1.0	1	3	3	2	1	4	6	33	Mundt, Joey	1.0	1	2	2	2	0	4	6	21
DAVIS, Taylor	1.0	1	0	0	1	0	4	5	16										

2019 Oregon State Baseball
Nebraska vs #7 Oregon State (Game 2)
Feb 22, 2019 at Surprise, Ariz. (Surprise Stadium)

Nebraska 3 (3-3)

Player	ab	r	h	rbi	bb	so	po	a	lob
Schwellenbach, S. 3b	4	1	3	0	0	0	2	0	
Altavilla, Angelo ss	4	0	1	0	0	2	0	0	
Hagge, Mojo dh	4	1	2	0	0	0	0	0	
Palensky, Aaron lf	4	1	1	1	0	1	1	0	
Roskam, Luke 1b	4	0	0	0	2	4	0	1	
Hellstrom, Gunner c	4	0	1	2	0	1	12	1	3
Hallmark, Jaxon cf	2	0	0	0	0	2	2	0	1
Addante, Mike ph/cf	1	0	0	0	0	0	0	0	
Cross, Carter ph	1	0	1	0	0	0	0	0	
Watson, Keegan rf	4	0	0	0	0	2	1	0	0
Chick, Cam 2b	4	0	0	0	0	2	2	1	1
Perry, Kyle p	0	0	0	0	0	0	0	0	0
Schanaman, Shay p	0	0	0	0	0	0	0	0	0
Waldron, Mike p	0	0	0	0	0	0	0	0	0
Palkert, Robbie p	0	0	0	0	0	0	0	1	0
Totals	36	3	9	3	0	10	24	5	6

Oregon State 5 (6-0)

Player	ab	r	h	rbi	bb	so	po	a	lob
Jones, Preston cf	3	0	0	0	0	3	0	0	0
McMahan, Kyer cf	1	0	0	0	0	1	2	0	0
McGarry, Alex lf	4	0	2	2	0	2	0	0	0
Casey, Joe lf	0	0	0	0	0	0	0	0	0
Rutschman, Adley 1b/c	3	1	1	1	1	0	10	1	0
Phillip, Beau ss	3	1	1	0	0	1	8	2	
Taylor, Zak dh/1b	3	0	1	0	0	0	1	0	2
Claunch, Troy c	4	1	1	0	0	0	10	0	
Armstrong, Andy 3b	1	1	0	0	1	1	0	0	
Ober, Ryan 3b	1	0	0	0	0	0	0	0	0
Fuchs, Greg ph	1	0	1	1	0	0	0	0	0
Meckler, Wade pr	0	0	0	0	0	0	0	0	0
Dukart, Jake 3b	0	0	0	0	0	0	0	0	0
Willy, Elliot rf	1	1	0	0	1	0	0	0	1
Malone, Tyler ph/rf	2	0	0	0	2	0	0	1	
Harvey, Jake 2b	2	0	0	0	0	2	4	0	
Fehmel, Bryce p	0	0	0	0	0	0	0	1	0
Pfennigs, Jake p	0	0	0	0	0	0	0	0	0
Eisert, Brandon p	0	0	0	0	0	0	1	0	0
Mulholland, Jake p	0	0	0	0	0	0	0	0	0
Totals	29	5	7	5	3	12	27	14	6

Score by Innings

	1	2	3	4	5	6	7	8	9	R	H	E
Nebraska	0	0	3	0	0	0	0	0	0	3	9	1
Oregon State	0	3	0	0	0	0	0	2	X	5	7	1

E - Perry, K.(1); Ober(1). DP - OSU 1. LOB - Nebraska 6; OSU 6. 2B - Hellstrom, G(1). HR - Rutschman(4); Claunch(1). HBP - Philip. SH - Taylor(1); Harvey(1).

Nebraska	ip	h	r	er	bb	so	ab	bf	np	Oregon State	ip	h	r	er	bb	so	ab	bf	np
Perry, Kyle	1.1	3	3	3	2	6	11	46		Fehmel, Bryce	6.0	7	3	3	0	10	26	26	102
Schanaman, Shay	0.2	0	0	0	0	2	2	11		Pfennigs, Jake	1.0	1	0	0	0	0	3	3	10
Waldron, Mike	5.0	1	0	0	0	9	16	75		Eisert, Brandon	1.0	0	0	0	0	0	3	3	10
Palkert, Robbie	1.0	3	2	2	0	1	5	6	23	Mulholland, Jake	1.0	1	0	0	0	0	4	4	11

Win - Eisert (3-0). Loss - Palkert, R. (0-1). Save - Mulholland (1).
HBP - by Perry, K. (Philip). Inherited runners/scored: Schanaman, S 2/0. Pitches/strikes: Perry, K. 46/18; Schanaman, S 11/6; Waldron, Mi. 75/52; Palkert, R. 23/14; Fehmel 102/67; Pfennigs 10/7; Eisert 10/7; Mulholland 11/9.

Umpires - HP: Jason Venzon 1B: Mark Buchanan 2B: Scott Letendre 3B: Scott Mattingly
Start: 6:19pm Time: 2:49 Attendance: 1453
Weather: 47 Degrees, Mostly Clear

2019 Oregon State Baseball
Nebraska vs #7 Oregon State
Feb 23, 2019 at Surprise, Ariz. (Surprise Stadium)

Nebraska 1 (3-4)										Oregon State 17 (7-0)									
Player	ab	r	h	rbi	bb	so	po	a	lob	Player	ab	r	h	rbi	bb	so	po	a	lob
Schwellenbach, S. 3b	5	0	1	0	0	3	0	4	0	McMahan, Kyler cf/rf	5	4	4	1	1	0	1	0	
Altavilla, Angelo ss	4	0	0	0	0	1	2	1	0	McGarry, Alex dh	3	1	0	0	1	2	0	0	
Gilin, Drew ss	1	0	0	0	0	1	0	0	0	Zalesky, Zack ph/dh	2	1	2	1	0	0	0	0	
Hagge, Mojo dh	4	0	1	0	1	0	0	0	3	Rutschman, Adley c	2	1	1	1	2	0	6	1	
Palensky, Aaron rf	3	0	1	0	0	0	1	0	0	Claunch, Troy ph/c	2	0	1	1	0	1	2	0	
Cross, Carter rf	1	0	0	0	0	0	1	0	2	Malone, Tyler cf	2	1	0	0	0	0	0	0	
Hellstrom, Gunner c	2	0	0	0	0	0	3	0	0	Jones, Preston cf	2	0	0	0	0	0	2	0	
Sorenson, Kennet c	1	0	0	0	0	0	1	0	0	Fuchs, Greg ph/rf	1	0	0	0	1	0	1	0	
Roskam, Luke 1b	2	0	0	0	0	1	3	0	3	Phillip, Beau ss	3	2	2	2	1	0	0	0	
Klenke, Ben ph/1b	0	0	0	0	1	0	2	0	0	Ober, Ryan ph/1b	1	0	0	1	0	0	0	0	1
Hallmark, Jaxon lf/2b	2	1	1	0	2	4	1	0		Casey, Joe lf	4	2	2	2	0	0	0	0	
Addante, Mike cf	4	0	1	0	0	1	4	0	3	Willy, Elliot lf	0	0	0	0	0	0	1	0	
Chick, Cam 2b/lf	4	0	1	1	0	0	2	2	0	Taylor, Zak 1b	3	2	1	1	1	0	8	0	
Fisher, Nate p	0	0	0	0	0	0	0	0	0	Gretler, Matthew 3b	0	1	0	0	0	0	0	0	
Hood, Byron p	0	0	0	0	0	0	1	0		Mendazona, George 3b/2b	4	0	2	1	0	1	2	0	
Schreiber, Max p	0	0	0	0	0	0	0	0	0	Meckler, Wade ph/2b	1	1	1	0	0	0	0	0	
Frazier, Ethan p	0	0	0	0	0	0	0	0	0	Armstrong, Andy 2b/ss	4	0	1	1	0	0	3	3	
Tillotson, Paul p	0	0	0	0	0	0	0	0	0	Dukart, Jake ph/ss	1	1	1	1	0	0	0	0	
Totals	33	1	6	1	4	7	24	8	11	Tweedt, Sam p	0	0	0	0	0	0	0	1	
										Pfennigs, Jake p	0	0	0	0	0	0	1	0	
										Walling, Andrew p	0	0	0	0	0	0	0	0	
										Totals	40	17	18	13	7	4	27	6	

Score by Innings	1	2	3	4	5	6	7	8	9	R	H	E	
Nebraska	0	0	0	0	1	0	0	0	0	1	6	1	
Oregon State	1	0	5	4	0	0	1	2	4	X	17	18	1

E - Tillotson, P(1); Dukart(1). DP - Nebraska 1. LOB - Nebraska 11; OSU 9. 2B - McMahan 2(3); Philip 2(2); Casey(1). HBP - Hellstrom, G; Klenke, B.; Gretler. SF - Ober(1); Casey(1). SB - Casey(2). CS - Hallmark, J.(1).

Nebraska	ip	h	r	er	bb	so	ab	bf	np	Oregon State	ip	h	r	er	bb	so	ab	bf	np
Fisher, Nate	3.0	8	6	6	3	3	16	20	63	Tweedt, Sam	6.0	5	1	1	2	5	22	26	96
Hood, Byron	0.1	0	2	2	2	0	1	3	14	Pfennigs, Jake	2.0	1	0	0	2	0	7	9	36
Schreiber, Max	0.2	3	2	2	1	0	5	6	18	Walling, Andrew	1.0	0	0	0	0	2	4	4	20
Frazier, Ethan	2.1	3	3	3	1	1	10	11	37										
Tillotson, Paul	1.2	4	4	3	0	0	8	10	32										

Win - Tweedt (1-0). Loss - Fisher, N. (1-1). Save - None.
WP - Schreiber, M(1); Frazier, E. 2; Tillotson, P(2). HBP - by Tweedt (Hellstrom, G); by Tweedt (Klenke, B.); by Tillotson, P (Gretler). BK - Frazier, E.. PB - Hellstrom, G(2). Inherited runners/scored: Schreiber, M 2/2; Tillotson, P 2/1. Pitches/strikes: Fisher, N. 63/39; Hood, B. 14/6; Schreiber, M 18/11; Frazier, E. 37/19; Tillotson, P 32/17; Tweedt 96/60; Pfennigs 36/21; Walling 20/12.

Umpires - HP: Mark Buchanan 1B: Scott Letendre 2B: Steve Mattingly 3B: Jason Venzon
Start: 5:00pm Time: 3:11 Attendance: 2114
Weather: 58 Degrees, Sunny

2019 Oregon State Baseball
Nebraska vs #7 Oregon State (Game 1)
Feb 22, 2019 at Surprise, Ariz. (Surprise Stadium)

Nebraska 2 (3-2)										Oregon State 8 (5-0)									
Player	ab	r	h	rbi	bb	so	po	a	lob	Player	ab	r	h	rbi	bb	so	po	a	lob
Schwellenbach, S. 1b	5	1	2	0	0	1	6	1	0	Jones, Preston lf/cf	4	2	1	1	0	1	3	0	0
Altavilla, Angelo ss	3	1	2	0	1	1	5	3	0	McGarry, Alex dh	4	3	3	1	1	0	0	0	0
Hagge, Mojo dh	1	0	0	0	3	1	0	0	0	Rutschman, Adley c	4	1	1	3	1	1	18	0	1
Palensky, Aaron rf	4	0	1	1	0	1	1	0	3	Malone, Tyler rf	4	0	0	1	0	0	0	0	1
Roskam, Luke c	3	0	0	0	0	3	8	0	2	Phillip, Beau ss	3	0	1	1	1	1	0	0	0
Hallmark, Jaxon lf	4	0	0	0	0	3	1	0	0	Armstrong, Andy 2b	2	0	0	1	0	2	1	0	0
Chick, Cam 3b/2b	4	0	0	0	0	2	0	0	3	Taylor, Zak 1b	4	0	0	0	0	0	3	0	5
Acker, Joe cf	4	0	0	0	0	1	2	0	0	Dukart, Jake 3b	3	0	0	0	1	1	0	1	0
Henwood, Alex 2b	1	0	0	0	0	1	0	3	0	McMahan, Kyer cf	3	1	0	0	0	0	2	0	0
Gillin, Drew 3b	2	0	0	0	0	2	1	0	0	Casey, Joe ph/lf	0	1	0	0	1	0	0	0	0
Watson, Keegan ph	1	0	0	0	0	1	0	0	0	Abel, Kevin p	0	0	0	0	0	0	0	0	0
Luensmann, Chad p	0	0	0	0	0	0	0	1	0	Pearce, Dylan p	0	0	0	0	0	0	0	0	0
Curry, Connor p	0	0	0	0	0	0	0	0	0	Chamberlain, C. p	0	0	0	0	0	0	0	0	0
Klenke, Ben p	0	0	0	0	0	0	0	0	0	Totals	31	8	6	8	5	6	27	1	7
Totals	32	2	5	1	4	17	24	8	8										

Score by Innings	1	2	3	4	5	6	7	8	9	R	H	E
Nebraska	0	0	0	0	0	2	0	0	0	2	5	3
Oregon State	0	0	0	1	4	0	2	1	X	8	6	1

E - Altavilla, A(2); Henwood, A.(1); Klenke, B.(1); Jones(1). DP - Nebraska 1. LOB - Nebraska 8; OSU 7. 2B - Altavilla, A(1); McGarry(2). HR - Rutschman(3). HBP - Roskam, L.; Jones; Armstrong 2. SB - McMahan(1); Casey(1).

Nebraska	ip	h	r	er	bb	so	ab	bf	np	Oregon State	ip	h	r	er	bb	so	ab	bf	np
Luensmann, Chad	4.1	4	3	3	1	4	17	19	67	Abel, Kevin	5.1	2	2	2	3	10	18	21	95
Curry, Connor	0.2	1	2	2	1	0	3	4	16	Pearce, Dylan	1.2	3	0	0	1	3	8	10	39
Klenke, Ben	3.0	1	3	1	3	2	11	16	46	Chamberlain, C.	2.0	0	0	0	0	4	6	6	2

2019 OREGON STATE BASEBALL
BOX SCORES

Twitter.com/BeaverBaseball
Instagram.com/BeaverBaseball
Facebook.com/OregonStateBaseball

2019 Oregon State Baseball
WVU at #6 Oregon State
Mar 01, 2019 at Corvallis, Ore. (Goss Stadium)

WVU 2 (5-4)										Oregon State 9 (9-0)									
Player	ab	r	h	rbi	bb	so	po	a	lob	Player	ab	r	h	rbi	bb	so	po	a	lob
Doanes, Tyler 2b	2	1	0	0	1	1	0	3	0	McMahan, Kyler 2b/cf	4	2	2	3	1	1	2	0	0
Davis, Austin 2b	1	0	0	0	0	1	0	0	0	McGarry, Alex dh	3	0	0	0	2	1	0	0	3
Gonzalez, Ivan c	2	1	1	2	0	5	1	0	0	Rutschman, Adley c	4	1	1	0	1	2	16	0	0
Hill, Darius rf	2	0	0	0	0	1	0	1	0	Claunch, Troy c	0	0	0	0	0	0	0	0	0
Lowe, Trey rf	1	0	0	0	0	1	1	0	0	Malone, Tyler rf	1	0	0	0	2	0	0	0	0
Inman, Marques 1b	3	0	0	0	0	5	1	1	0	Meckler, Wade pr	0	0	0	0	0	0	0	0	0
Brophy, Kevin 1b	1	0	0	0	0	2	0	0	0	Fuchs, Greg rf	1	0	0	1	1	1	0	0	0
Hudson, Tristen 3b	3	0	0	0	3	1	3	2	0	Phillip, Beau ss	4	1	2	1	0	2	0	2	3
Zitel, Andrew 3b	0	0	0	0	1	0	1	0	0	Obey, Ryan ph/2b	1	0	0	0	0	0	1	0	0
Lake, TJ lf	3	0	1	0	1	1	0	0	0	Casey, Joe lf	4	1	0	0	0	0	0	0	1
McIntosh, Paul dh/c	4	0	0	0	3	2	0	0	0	Willie, Elliot lf	0	0	0	0	0	0	0	0	0
White, Brandon cf	3	0	0	0	3	4	0	1	0	Armstrong, Andy 3b/2b	4	1	1	0	0	0	2	2	0
Tucker, Tevin ss	2	0	0	0	1	2	0	0	0	Taylor, Zak 1b	3	1	0	1	0	0	7	0	0
Dull, Phillip ph/ss	1	0	0	0	1	0	0	1	0	Jones, Preston cf	0	1	0	1	0	0	0	0	0
Manoah, Alek p	0	0	0	0	0	0	0	0	0	Dukart, Jake 3b	1	1	0	0	2	0	3	0	0
Kurtzhals, Gabe p	0	0	0	0	0	1	0	0	0	Abel, Kevin p	0	0	0	0	0	0	0	0	0
Jeffrey, Madison p	0	0	0	0	0	0	0	0	0	Pearce, Dylan p	0	0	0	0	0	0	0	0	0
Meadows, Dillon p	0	0	0	0	0	0	0	0	0	Walling, Andrew p	0	0	0	0	0	0	0	0	0
Totals	28	2	2	1	5	16	24	10	5	Totals	30	9	6	7	9	7	27	8	8
Score by Innings	1	2	3	4	5	6	7	8	9	R	H	E	R	H	E	R	H	E	R
WVU	0	0	0	0	0	1	0	1	0	2	2	3	0	0	0	0	0	0	0
Oregon State	0	7	0	0	0	2	0	0	X	9	6	1	0	0	0	0	0	0	0

Score by Innings 1 2 3 4 5 6 7 8 9 R H E
WVU 0 0 0 0 0 1 0 1 0 2 2 3
Oregon State 0 7 0 0 0 2 0 0 X 9 6 1

E - Gonzalez, I.(3); Lake, TJ(1); Manoah, A.(2); McMahan(1). DP - OSU 2. LOB - WVU 5; OSU 8. 2B - McMahan 2(5). HR - Gonzalez, I.(2). HBP - Hill, D.; Taylor; Jones. CS - McGarry(2).

WVU	ip	h	r	er	bb	so	ab	bf	np	Oregon State	ip	h	r	er	bb	so	ab	bf	np
Manoah, Alek	2.0	4	7	4	3	3	9	14	60	Abel, Kevin	6.0	1	1	1	3	11	19	23	95
Kurtzhals, Gabe	3.2	1	2	2	1	1	13	14	49	Pearce, Dylan	2.0	1	1	1	1	5	7	8	32
Jeffrey, Madison	0.1	0	0	0	3	1	1	4	19	Walling, Andrew	1.0	0	0	0	1	0	2	3	18
Meadows, Dillon	2.0	1	0	0	2	2	7	9	39										

Win - Abel (2-0). Loss - Manoah, A. (1-1). Save - None.
WP - Manoah, A. 2(3); Jeffrey, M.(1); Abel(2). HBP - by Manoah, A. (Taylor); by Manoah, A. (Jones); by Abel (Hill, D.). Inherited runners/scored: Jeffrey, M. 1/1. Pitches/strikes: Manoah, A. 60/35; Kurtzhals, G 49/28; Jeffrey, M. 19/4; Meadows, D. 39/21; Abel 95/62; Pearce 32/23; Walling 18/11.

Umpires - HP: Patrick Riley 1B: Ryan Bleiberg 2B: Billy Speck 3B: Joseph Penna
Start: 5:35pm Time: 2:48 Attendance: 3535
Weather: 47 Degrees, Clear

2019 Oregon State Baseball
WVU at #6 Oregon State
Mar 03, 2019 at Corvallis, Ore. (Goss Stadium)

WVU 2 (6-5)										Oregon State 0 (10-1)									
Player	ab	r	h	rbi	bb	so	po	a	lob	Player	ab	r	h	rbi	bb	so	po	a	lob
Doanes, Tyler 2b	3	0	2	0	1	1	4	7	0	McMahan, Kyler cf	3	0	0	0	1	1	2	0	0
Gonzalez, Ivan c	4	0	0	0	0	1	7	2	1	McGarry, Alex rf	2	0	0	0	2	0	3	1	1
Hill, Darius rf	3	0	1	0	1	1	0	0	0	Rutschman, Adley c/1b	3	0	0	0	1	0	10	0	0
Inman, Marques dh	4	0	0	0	0	0	0	0	2	Philip, Beau ss	4	0	2	0	0	1	1	3	1
Brophy, Kevin 1b	4	1	1	1	0	1	12	0	0	Taylor, Zak 1b	2	0	0	0	0	1	6	0	0
Zitel, Andrew 3b	3	0	0	0	0	2	0	0	0	Malone, Tyler ph	0	0	0	0	1	0	0	0	0
White, Brandon cf	3	0	0	0	0	1	2	0	0	Meckler, Wade pr	0	0	0	0	0	0	0	0	0
McIntosh, Paul lf	3	1	1	0	1	0	0	0	0	Jones, Preston if	0	0	0	0	0	0	1	0	0
Davis, Austin lf	0	0	0	0	0	0	0	0	0	Willie, Elliot ph	1	0	0	0	0	1	0	0	0
Tucker, Tevin ss	2	0	0	0	1	2	7	0	0	Mendoza, George 2b	2	0	0	0	0	0	1	1	0
Strowd, Kade p	0	0	0	0	0	0	0	0	0	Armstrong, Andy ph/2b	2	0	0	0	2	1	1	1	0
Lowery, Beau p	0	0	0	0	0	0	0	0	0	Casey, Joe lf	0	0	0	0	2	0	0	0	0
Kessler, Sam p	0	0	0	0	0	0	0	1	0	Claunch, Troy ph/c	1	0	0	0	0	2	0	1	0
Totals	29	2	5	2	3	10	27	17	3	Zalesky, Zack dh	1	0	0	0	1	1	0	0	1
										Ober, Ryan ph	0	0	0	0	0	0	0	0	0
										Fuchs, Greg ph/dh	1	0	1	0	0	0	0	0	0
										Gretler, Matthew 3b	1	0	0	0	1	0	1	0	0
										Dukart, Jake ph/3b	1	0	0	0	1	0	0	0	0
										Tweedt, Sam p	0	0	0	0	0	0	2	0	0
										Eisert, Brandon p	0	0	0	0	0	0	0	0	0
										Verbura, Mitchell p	0	0	0	0	0	0	0	0	0
										Mulholland, Jake p	0	0	0	0	0	0	0	0	0
										Totals	24	0	3	0	9	8	27	9	6
Score by Innings	1	2	3	4	5	6	7	8	9	R	H	E							
WVU	0	2	0	0	0	0	0	0	0	2	5	0							
Oregon State	0	0	0	0	0	0	0	0	0	0	3	0							

Score by Innings 1 2 3 4 5 6 7 8 9 R H E
WVU 0 2 0 0 0 0 0 0 0 2 5 0
Oregon State 0 0 0 0 0 0 0 0 0 0 3 0

DP - WVU 5; OSU 2. LOB - WVU 3; OSU 6. 2B - Hill, D.(4); Philip(3); Fuchs(1). HR - Brophy, K.(1); McIntosh, P(1). CS - Casey(1).

WVU	ip	h	r	er	bb	so	ab	bf	np	Oregon State	ip	h	r	er	bb	so	ab	bf	np
Strowd, Kade	6.1	1	0	0	9	5	15	24	105	Tweedt, Sam	5.1	4	2	2	1	5	19	20	69
Lowery, Beau	0.2	0	0	0	0	1	1	3		Eisert, Brandon	2.0	1	0	0	1	5	7	8	45
Kessler, Sam	2.0	2	0	0	0	3	8	8	31	Verbura, Mitchell	1.1	0	0	0	1	0	2	3	10
										Mulholland, Jake	0.1	0	0	0	0	0	1	1	4

Win - Strowd, K. (1-1). Loss - Tweedt (1-1). Save - Kessler, S. (2).
Inherited runners/scored: Lowery, B 2/0; Eisert 1/0; Verbura 2/0. Pitches/strikes: Strowd, K. 105/53; Lowery, B 3/2; Kessler, S. 31/21; Tweedt 69/45; Eisert 45/31; Verbura 10/5; Mulholland 4/3.

Umpires - HP: Billy Speck 1B: Joseph Penna 2B: Patrick Riley 3B: Ryan Bleiberg
Start: 1:05pm Time: 2:44 Attendance: 3588
Weather: 44 Degrees, Sunny

2019 Oregon State Baseball
WVU at #6 Oregon State
Mar 02, 2019 at Corvallis, Ore. (Goss Stadium)

WVU 2 (5-5)										Oregon State 4 (10-0)									
Player	ab	r	h	rbi	bb	so	po	a	lob	Player	ab	r	h	rbi	bb	so	po	a	lob
Doanes, Tyler 2b	4	0	1	0	0	0	1	3	1	McMahan, Kyler cf	4	0	0	0	0	2	4	0	0
Gonzalez, Ivan c	3	0	0	0	1	2	6	2	1	McGarry, Alex lf/rf	4	0	0	0	0	1	3	0	1
Hill, Darius rf	4	1	1	0	0	0	4	0	0	Rutschman, Adley c	3	2	1	1	1	5	1	0	0
Inman, Marques lb	4	0	0	0	0	0	9	0	1	Philip, Beau ss	3	2	2	3	0	0	2	5	0
Brophy, Kevin dh	3	0	0	0	1	0	0	0	0	Claunch, Troy dh	3	0	0	0	0	0	0	0	0
Davis, Austin ph	1	0	0	0	0	1	0	0	0	Taylor, Zak 1b	3	0	1	0	0	0	11	0	0
Andrew 3b/ss	3	1	0	0	1	2	0	0	1	Willy, Eliot rf	2	0	0	0	0	0	0	0	0
Lake, TJ lf	4	0	2	2	0	0	0	0	0	Casey, Joe lf	1	0	0	0	0	0	1	0	0
White, Brandon cf	3	0	1	0	0	0	4	0	1	Armstrong, Andy 3b/2b	3	0	0	0	0	1	1	1	1
Tucker, Tevin ss	2	0	1	0	0	0	3	0	0	Harvey, Jake 2b	3	0	1	0	0	1	0	2	0
Hudson, Tristen ph/3b	1	0	0	0	0	0	0	0	0	Dukart, Jake 3b	0	0	0	0	0	0	0	0	0
Woff, Jackson p	0	0	0	0	0	0	1	1	0	Fehmel, Bryce p	0	0	0	0	0	0	0	0	0
Bergert, Ryan c	0	0	0	0	0	0	0	0	0	Burns, Nathan p	0	0	0	0	0	0	0	0	0
										Chamberlain, C p	0	0	0	0	0	0	0	0	0
Totals	32	2	6	2	2	6	24	9	5	Totals	29	4	5	4	1	6	27	9	2

2019 Seattle Baseball Showcase
Indiana vs #4 Oregon State
Mar 09, 2019 at Seattle, Wash. (T-Mobile Park)

Indiana 3 (7-6)

Player	ab	r	h	rbi	bb	so	po	a	lob	avg
Gorski, Matt rf	5	0	1	0	0	2	0	1	.317	
Ashley, Drew lf	3	1	0	0	1	1	0	1	.275	
Lloyd, Matt 1b	4	1	1	2	0	1	7	0	.250	
Kaletha, Logan cf	3	0	0	0	1	1	2	0	.213	
Fineman, Ryan c	3	0	0	0	1	2	11	1	.179	
Barr, Cole 3b	3	1	2	0	1	0	0	2	.268	
Bradley, Scotty dh	4	0	1	1	0	1	0	0	.053	
Walker, Justin 2b	3	0	0	0	1	1	0	0	.080	
Houston, Jeremy ss	4	0	0	0	0	1	1	2	.175	
Gordon, Tanner p	0	0	0	0	0	0	0	2	-	
Krueger, Cal p	0	0	0	0	0	0	0	1	-	
Sloan, Grant p	0	0	0	0	0	0	0	0	-	
Franklin, Alex p	0	0	0	0	0	0	0	0	-	
Totals	32	3	5	3	5	10	24	8	7	

Score by Innings	1	2	3	4	5	6	7	8	9	R	H	E
Indiana	2	0	0	0	0	0	1	0	0	3	5	3
Oregon State	0	1	0	3	1	1	0	2	X	8	11	0

E - Lloyd(4); Barr(6); Houston(5). LOB - IND 7; Oregon St. 10. 2B - Barr(2); Malone(3). 3B - Barr(1). HR - Lloyd(1); Casey(1). SH - Philip(1). SF - Malone(2); Taylor(3). CS - Philip(1).

Indiana	ip	h	r	er	bb	so	ab	bf	np	era
Gordon, Tanner	4.1	7	5	4	5	5	20	26	91	6.48
Krueger, Cal	1.2	2	1	1	0	2	6	7	31	2.00
Sloan, Grant	1.0	0	0	0	0	2	3	3	15	0.00
Franklin, Alex	1.0	2	2	1	1	4	6	26	4.50	

Win - Fehmel (3-0). Loss - Gordon (0-3). Save - Mulholland (2).
Pitches/strikes: Gordon 91/58; Krueger 31/20; Sloan 15/9; Franklin 26/15; Fehmel 87/59; Pearce 39/19; Mulholland 17/13.

Umpires - HP: Greg Charles 1B: Scott Letendre 2B: Randy Sutton 3B: Jeff Henrichs
Start: 3:48 PM Time: 3:10 Attendance: 3000
Weather: 47 degrees - sunny

Oregon State 8 (12-1)

Player	ab	r	h	bb	so	a	lob	avg	
McGarry, Alex dh	5	1	2	0	2	0	2	.409	
Rutschman, Adley c	3	3	2	0	2	0	10	0	.390
Malone, Tyler rf	4	0	2	3	0	2	3	0	.296
McMahan, Kyler rf	0	0	0	0	0	1	0	0	.297
Philip, Beau ss	4	0	1	1	0	0	2	0	.308
Jones, Preston cf	3	1	0	1	2	0	1	0	.294
Ober, Ryan 2b	4	1	2	0	0	1	1	1	.333
Dukart, Jake 3b	1	0	0	0	0	1	0	0	.095
Casey, Joe lf	2	1	1	1	2	0	4	0	.200
Taylor, Zak 1b	3	0	0	1	0	2	5	0	.114
Armstrong, Andy 3b	4	1	1	0	0	2	0	2	.158
Fehmel, Bryce p	0	0	0	0	0	0	1	0	-
Pearce, Dylan p	0	0	0	0	0	0	0	0	-
Mulholland, Jake p	0	0	0	0	0	0	0	0	-
Totals	33	8	11	7	6	10	27	4	10

Oregon State	ip	h	r	er	bb	so	ab	bf	np	era
Fehmel, Bryce	6.0	5	3	3	2	6	23	25	87	3.12
Pearce, Dylan	1.2	0	0	0	3	2	5	8	39	1.08
Mulholland, Jake	1.1	0	0	0	0	2	4	4	17	0.00

2019 Seattle Baseball Showcase
#4 Oregon State vs #16 Coastal Carolina
Mar 10, 2019 at Seattle, Wash. (T-Mobile Park)

Oregon State 4 (12-1-1)

Player	ab	r	h	rbi	bb	so	po	a	lob
McGarry, Alex 1b	4	2	1	0	1	2	4	0	1
Taylor, Zak 1b	0	0	0	0	0	0	0	0	0
Rutschman, Adley c	3	1	2	0	2	0	17	0	0
Philip, Beau ss	4	0	2	3	0	0	2	0	1
Malone, Tyler rf	4	0	0	0	1	3	3	0	0
Jones, Preston cf/lf	5	0	1	0	0	3	2	0	4
Casey, Joe lf	3	0	0	0	1	1	0	0	0
Harvey, Jake ph/2b	1	0	0	0	0	1	1	0	0
Mendazona, George 2b	1	0	1	0	0	0	0	0	0
Ober, Ryan 2b	3	0	1	0	1	0	3	0	0
McMahan, Kyler pr/cf	1	1	0	0	0	0	3	0	0
Claunch, Troy dh	4	0	2	1	0	0	0	0	0
Meckler, Wade pr/dh	1	0	0	0	0	0	0	0	0
Armstrong, Andy 3b	3	0	0	0	0	0	0	0	0
Fuchs, Greg ph	1	0	1	0	0	0	0	0	0
Dukart, Jake pr/3b	1	0	0	0	0	1	0	1	0
Tweedt, Sam p	0	0	0	0	0	0	0	1	0
Eisert, Brandon p	0	0	0	0	0	0	0	0	0
Verburg, Mitchell p	0	0	0	0	0	0	0	0	0
Mulholland, Jake p	0	0	0	0	0	0	0	0	0
Totals	39	4	11	4	5	12	33	4	8

Coastal Carolina 4 (13-3-1)

Player	ab	r	h	rbi	bb	so	po	a	lob
Wood, Cory 2b	5	0	0	0	0	1	3	6	0
Pearcey, Cameron lf	5	0	1	0	0	0	3	0	0
Biermann, Zach 1b	5	0	1	3	0	0	2	12	0
Keels, Kyle c	4	0	0	0	0	3	12	3	0
Johnson, Jared dh	4	0	1	0	0	1	0	1	0
Koenig, Mike ph	1	0	0	0	0	0	0	0	0
Hyde, Morgan pr	0	0	0	0	0	0	0	0	0
Rivers, Kieton cf	4	1	2	0	0	2	3	1	0
Wright, Jake rf	2	1	0	0	1	0	2	0	1
Buis, Turner rf	1	0	0	0	1	0	0	0	0
McKeon, Scott ss	5	1	1	1	0	2	1	5	3
Weisz, Keaton 3b	3	1	0	0	0	2	0	0	0
McDaniels, Garrett p	0	0	0	0	0	0	2	0	0
Gentry, Dylan p	0	0	0	0	0	0	0	0	0
Abney, Alaska p	0	0	0	0	0	0	0	1	0
Veneziano, Anthony p	0	0	0	0	0	0	0	0	0
Holmes, Bobby p	0	0	0	0	0	0	0	0	0
Eardensohn, Matt p	0	0	0	0	0	0	0	0	0
Totals	39	4	6	4	2	16	33	18	7

Score by Innings	1	2	3	4	5	6	7	8	9	10	11	R	H	E
Oregon State	1	0	2	0	0	0	0	0	1	0	0	4	11	4
Coastal Carolina	0	0	0	0	4	0	0	0	0	0	0	4	6	1

E - Rutschman(1); Dukart(2); Tweedt 2(2); Wood, C.(5). DP - CCU 2. LOB - Oregon St. 8; CCU 7. 2B - McGarry(3); Philip(4); Ober(1); Biermann, Z.(4); Rivers, K.(5). SH - Philip(2); Rivers, K.(3); Weisz, K.(3). CS - Rutschman(1); Claunch(1). Reached on CI - Skeels, K..

Oregon State	ip	h	r	er	bb	so	ab	bf	np
Tweedt, Sam	4.0	4	4	4	1	5	15	18	60
Eisert, Brandon	3.0	1	0	0	0	7	10	11	54
Verburg, Mitchell	3.0	0	0	0	0	2	9	9	36
Mulholland, Jake	1.0	1	0	0	1	2	5	6	19

Coastal Carolina	ip	h	r	er	bb	so	ab	bf	np
McDaniels, Garrett	4.1	4	3	3	2	3	16	18	63
Gentry, Dylan	1.2	3	0	0	0	3	7	7	26
Abney, Alaska	1.1	1	0	0	0	1	4	5	22
Veneziano, Anthony	1.0	0	1	1	1	3	3	4	19
Holmes, Bobby	0.0	1	0	0	0	0	1	1	5
Eardensohn, Matt	2.2	2	0	0	2	2	8	10	38

Win - None. Loss - None. Save - None.
WP - Tweedt(2); McDaniels, G(2); Holmes, B. 2(3). BK - McDaniels, G(1). CI - Rutschman. Pitches/strikes: Tweedt 60/40; Eisert 54/37; Verburg 36/23; Mulholland 19/11; McDaniels, G 63/37; Gentry, D. 26/18; Abney, A. 22/13; Veneziano, A 19/12; Holmes, B. 5/2; Eardensohn 38/23.

Umpires - HP: Joe Burleson 1B: Kelly Gonzales 2B: Adam Dowdy 3B: Joe Maiden
Start: 3:05 PM Time: 3:49 Attendance: 3000
Weather: 51 degrees - sunny & clear
Tweedt faced 4 batters in the 5th.
Holmes, B. faced 1 batter in the 9th.

2019 Oregon State Baseball
Oregon at #3 Oregon State
Mar 12, 2019 at Corvallis, Ore. (Goss Stadium)

Oregon 6 (10-5)

Player	ab	r	h	rbi	bb	so	a	lob	avg
Novitskie, Sam 3b	5	0	1	1	1	0	0	2	.288
DeLuca, Jonny cf	5	0	1	0	0	2	1	0	.266
Steer, Spencer ss	3	0	0	0	2	0	0	1	.340
Matthews, Gabe 1b	3	2	2	0	2	1	7	0	.469
Goldfarb, Jakob rf	3	2	3	0	1	0	3	0	.326
Zavala, Aaron dh	4	0	0	0	1	1	0	0	.368
Campbell, Cameron c	2	1	0	0	2	1	9	0	.147
Tosti, Vinny ph	1	0	1	1	0	0	0	0	.182
Foxcroft, Max 2b	1	1	1	2	1	0	1	1	.118
Fromie, Kyle ph	1	0	0	0	0	1	0	0	.286
Williams, Evan ph	1	0	0	0	0	0	0	0	.250
Smith, Tanner lf	2	0	0	0	0	2	0	2	.286
Adams, Taylor lf	2	0	1	0	0	0	1	0	.333
Somers, Kolby p	0	0	0	0	0	0	0	1	-
Breault, Hunter p	0	0	0	0	0	0	0	0	-
Frazier, Tyler p	0	0	0	0	0	0	0	0	-
Noble, Jack p	0	0	0	0	0	0	0	1	-
Ciuffetelli, C. p	0	0	0	0	0	0	0	1	-
Chase, Keaton p	0	0	0	0	0	0	0	1	-
Totals	33	6	10	4	10	7	24	6	.13

Score by Innings	1	2	3	4	5	6	7	8	9	R	H	E
Oregon	0	2	2	0	1	0	0	0	1	6	10	1
Oregon State	2	0	4	1	0	0	0	0	X	7	5	2

E - Steer, S(2); McMahan(2); Pfennigs(1). LOB - ORE 13; OSU 9. 2B - Novitskie, S(2); Goldfarb, J. 2(7). HBP - Goldfarb, J. SH - Smith, T(1); Jones(3); Casey(1). SF - Foxcroft, M(1); Rutschman(1); Mendazona(1). SB - Casey(4); Armstrong(1). CS - Campbell, C(1).

Oregon	ip	h	r	er	bb	so	ab	bf	np	era
Somers, Kolby	2.0	5	6	6	3	4	11	14	54	8.64
Breault, Hunter	1.0	0	0	0	1	0	2	4	17	6.75
Frazier, Tyler	1.0	0	1	0	2	1	3	6	20	0.00
Noble, Jack	1.0	0	0	0	1	1	2	4	13	4.50
Ciuffetelli, C.	2.0	0	0	0	0	2	6	6	32	4.70
Chase, Keaton	1.0	0	0	0	3	1	2	6	22	1.29

Win - Chamberlain (2-0). Loss - Somers, K (0-2). Save - Mulholland (3).
WP - Somers, K 3(3); Breault, H(1); Frazier, T(1); Burns(1); Pfennigs 2(2). HBP - by Burns (Goldfarb, J). Inherited runners/scored: Breault, H 3/2; Pfennigs 1/0; Pearce 1/1; Chamberlain 1/0. Pitches/strikes: Somers, K 54/27; Breault, H 17/10; Frazier, T 20/13; Noble, J 13/5; Ciuffetelli 32/20; Chase, K 22/10; Burns 43/19; Pfennigs 49/24; Pearce 26/13; Chamberlain 46/23; Mulholland 21/15.

Umpires - HP: Heath Jones 1B: Randy Sutton 2B: Tyler Ferguson 3B: Mike Jarboe
Start: 6:05pm Time: 3:53 Attendance: 3441
Weather: 48 Degrees, Clear

Oregon State 7 (13-1-1)

Player	ab	r	h	rbi	bb	so	po	a	lob	avg
McGarry, Alex dh	2	3	1	0	1	0	1	0	1	.400
Jones, Preston cf	3	1	0	0	1	0	6	0	0	.262
Rutchenbaum, Adley 1b	2	2	1	2	2	0	8	0	0	.415
Philip, Beau ss	5	1	2	2	0	0	2	2	3	.328
Malone, Tyler rf	3	0	1	1	1	1	4	0	0	.265
Ober, Ryan 3b	1	0	0	0	0	1	0	0	1	.308
Mendazano, George ph	2	0	0	1	0	1	1	0	2	.286
Dukart, Jake 3b	0	0	0	0	0	0	0	0	0	.091
Claunch, Troy c	2	0	0	0	1	1	5	2	0	.222
Taylor, Zak 1b	1	0	0	0	0	1	0	0	0	.111
Clayton, Zach lf	1	0	0	0	0	1	1	0	0	—
Casey, Jose ph	1	0	0	0	1	1	0	0	0	.167
McMahon, Kyle 2b	1	0	0	0	0	1	0	1	0	.282
Armstrong, Andy ph	2	0	0	0	1	0	0	0	2	.140
Burns, Nathan p	0	0	0	0	0	0	0	0	0	—
Pierdomenico, J. c	0	0	0	0	0	0	0	0	0	—
Pearce, Dylan p	0	0	0	0	0	0	0	0	0	—
Chamberlain, C. p	0	0	0	0	0	0	0	0	0	—
Mutholland, Jake p	0	0	0	0	0	0	0	0	0	—
Totals	26	7	5	6	10	9	27	6	9	—

2019 OREGON STATE BASEBALL BOX SCORES

Twitter.com/BeaverBaseball
Instagram.com/BeaverBaseball
Facebook.com/OregonStateBaseball

2019 Oregon State Baseball #3 Oregon State at #2 UCLA Mar 16, 2019 at Los Angeles, Calif. (Jackie Robinson Std.)

Oregon State 7 (14-2-1,1-1 Pac-12)

Player	ab	r	h	rbi	bb	so	a	lob
Meckler, Wade dh	3	2	0	1	2	1	0	0
McGarry, Alex 1b	4	2	2	1	0	3	1	0
Taylor, Zak 1b	0	0	0	0	0	1	0	0
Rutschman, Adley c	3	0	2	3	0	13	1	0
Phillip, Beau ss	5	0	1	0	3	1	0	3
Malone, Tyler rf	5	0	0	0	1	4	0	0
Mendoza, George 3b	4	0	0	0	1	1	0	2
Ober, Ryan 2b	3	0	2	0	1	1	3	0
Armstrong, Andy 2b	0	0	0	0	0	0	0	0
Casey, Joe lf/cf	4	2	1	0	0	0	1	1
Jones, Preston cf	0	0	0	0	0	0	0	0
McMahan, Kyle c	2	0	0	0	2	3	0	2
Fuchs, Greg ph/lf	1	1	0	0	1	0	0	0
Fehmel, Bryce p	0	0	0	0	0	1	0	0
Eisert, Brandon p	0	0	0	0	0	0	0	0
Totals	34	7	8	6	8	9	27	6

Score by Innings	1	2	3	4	5	6	7	8	9	R	H	E
Oregon State	0	0	1	0	0	0	2	0	4	7	8	1
UCLA	0	1	0	0	2	0	0	0	0	3	6	2

E - Phillip(2); Toglia(1); Hirabayashi(2). DP - UCLA 1. LOB - OSU 8; UCLA 5. 2B - Ober(2); Casey(2); Stronach(2); Toglia(4); McLain(5). 3B - McLain(2). HR - McGarry(2). HBP - Pries. SB - Meckler(1); Mitchell(5). CS - Phillip(2).

Oregon State	ip	h	r	er	bb	so	ab	bf	np
Fehmel, Bryce	4.1	3	3	3	1	3	16	18	71
Eisert, Brandon	4.2	3	0	0	0	10	17	17	70

UCLA 3 (13-4,1-1 Pac-12)

Player	ab	r	h	rbi	bb	so	a	lob
Mitchell, Garrett rf	4	0	1	0	0	0	0	0
Kreidler, Ryan 3b/ss	4	0	0	0	0	0	2	1
Strumpf, Chase 2b	4	0	1	0	0	2	1	7
Stronach, Jack lf	4	1	1	0	0	1	0	0
Pries, Jake dh	3	0	0	0	2	0	0	2
Toglia, Michael 1b	4	1	1	0	0	2	11	2
McLain, Matt cf	4	1	2	2	0	1	1	0
Kendall, Kevin ss	2	0	0	1	0	1	2	1
Hirabayashi, Jake ph/3b	2	0	0	0	2	0	0	0
Cardenas, Noah c	2	0	0	0	1	2	7	4
Ralston, Jack p	0	0	0	0	0	0	1	0
Hadley, Nate p	0	0	0	0	0	0	2	0
Mora, Kyle p	0	0	0	0	0	0	1	0
Powell, Holden p	0	0	0	0	0	0	0	0
Filby, Jack p	0	0	0	0	0	0	0	0
Totals	33	3	6	3	1	13	27	16

Score by Innings	1	2	3	4	5	6	7	8	9	R	H	E
Oregon State	0	0	1	0	0	0	2	0	4	7	8	1
UCLA	0	1	0	0	2	0	0	0	0	3	6	2

E - Phillip(2); Toglia(1); Hirabayashi(2). DP - UCLA 1. LOB - OSU 8; UCLA 5. 2B - Ober(2); Casey(2); Stronach(2); Toglia(4); McLain(5). 3B - McLain(2). HR - McGarry(2). HBP - Pries. SB - Meckler(1); Mitchell(5). CS - Phillip(2).

UCLA	ip	h	r	er	bb	so	ab	bf	np
Ralston, Jack	6.0	3	1	1	5	6	20	25	94
Hadley, Nate	1.0	2	2	2	0	0	5	5	19
Mora, Kyle	1.0	1	0	0	0	1	3	3	14
Powell, Holden	0.1	2	4	3	3	0	3	6	28
Filby, Jack	0.2	0	0	0	0	2	3	3	12

Win - Eisert (5-0). Loss - Powell (0-2). Save - None.
HBP - by Fehmel (Pries). PB - Cardenas(1). Inherited runners/scored: Eisert 1/0; Filby 1/0. Pitches/strikes: Fehmel 71/43; Eisert 70/50; Ralston 94/50; Hadley 19/13; Mora 14/8; Powell 28/12; Filby 12/9.

Umpires - HP: Mike Lusky 1B: Will Van Raaphorst 2B: Ryan Goodman 3B: Jeffrey Henriks
Start: 6:05 PM Time: 3:40 Attendance: 1780
Weather: low 70s, clear

2019 Oregon State Baseball #3 Oregon State at #2 UCLA Mar 17, 2019 at Los Angeles, Calif. (Jackie Robinson Std.)

Oregon State 7 (14-3-1,1-2 Pac-12)

Player	ab	r	h	rbi	bb	so	a	lob
Meckler, Wade lf	3	1	0	0	1	1	3	0
McGarry, Alex 1b	3	3	1	1	2	2	5	0
Rutschman, Adley c	5	2	4	4	0	1	6	0
Phillip, Beau ss	4	0	0	1	0	2	0	2
Malone, Tyler rf	4	0	0	0	1	2	0	0
Jones, Preston pr	0	0	0	0	0	0	0	0
Fuchs, Greg dh	5	0	1	0	0	1	0	0
McMahan, Kyle pr	0	0	0	0	0	0	0	0
Ober, Ryan 2b	5	1	1	0	0	4	1	0
Mendoza, George 3b	4	0	1	0	0	1	0	1
Casey, Joe cf	0	0	0	0	0	0	0	0
Tweedt, Sam p	0	0	0	0	0	0	0	0
Chamberlain, C. p	0	0	0	0	0	0	1	0
Verburg, Mitchell p	0	0	0	0	0	0	1	0
Mulholland, Jake p	0	0	0	0	0	0	0	0
Totals	36	7	9	7	5	14	24	5

Score by Innings	1	2	3	4	5	6	7	8	9	R	H	E
Oregon State	2	1	0	0	2	0	1	0	1	7	9	2
UCLA	5	0	0	0	3	1	0	0	0	9	10	0

E - Phillip(3); Malone(1). LOB - OSU 9; UCLA 4. 2B - Casey(3); Mitchell(4). HR - McGarry(3); Rutschman 2(8); Strumpf(3); Toglia(1). HBP - Meckler. SH - McInerney(7). SF - Phillip(2).

Oregon State	ip	h	r	er	bb	so	ab	bf	np
Tweedt, Sam	0.1	3	4	4	1	0	4	5	19
Chamberlain, C.	4.0	4	3	2	0	3	17	17	68
Verburg, Mitchell	2.0	3	2	1	0	2	9	10	33
Mulholland, Jake	1.2	0	0	0	0	1	5	5	19

UCLA 9 (14-4,2-1 Pac-12)

Player	ab	r	h	rbi	bb	so	a	lob
Mitchell, Garrett rf	5	1	1	0	0	1	2	0
Silva, Jarron dh	1	0	0	0	0	0	0	0
Pries, Jake ph/dh	3	1	1	0	0	0	0	0
Strumpf, Chase 2b	3	2	1	2	1	1	1	3
Stronach, Jack lf	4	1	2	1	0	0	2	0
Prendiz, Jordan lf	0	0	0	0	0	0	0	0
Kreidler, Ryan 3b	4	1	1	1	0	1	0	1
Toglia, Michael 1b	4	2	1	2	0	1	8	2
McLain, Matt cf	4	0	1	1	0	2	0	0
Kendall, Kevin ss	4	1	2	0	0	0	0	1
McInerney, Will c	2	0	0	1	0	0	11	2
Moberg, Jake ph	1	0	0	0	0	0	0	0
Cardenas, Noah c	0	0	0	0	0	0	1	0
Bergin, Jesse p	0	0	0	0	0	0	1	0
Garcia, Ryan p	0	0	0	0	0	0	0	0
Hadley, Nate p	0	0	0	0	0	0	1	0
Mora, Kyle p	0	0	0	0	0	0	0	0
Powell, Holden p	0	0	0	0	0	0	0	0
Totals	35	9	10	8	1	6	27	10

Score by Innings	1	2	3	4	5	6	7	8	9	R	H	E
Oregon State	2	1	0	0	2	0	1	0	1	7	9	2
UCLA	5	0	0	0	3	1	0	0	0	9	10	0

E - Phillip(3); Malone(1). LOB - OSU 9; UCLA 4. 2B - Casey(3); Mitchell(4). HR - McGarry(3); Rutschman 2(8); Strumpf(3); Toglia(1). HBP - Meckler. SH - McInerney(7). SF - Phillip(2).

UCLA	ip	h	r	er	bb	so	ab	bf	np
Bergin, Jesse	1.1	4	3	3	0	2	8	8	34
Garcia, Ryan	4.2	2	2	2	1	8	16	18	72
Hadley, Nate	1.0	1	1	1	1	2	4	5	24
Mora, Kyle	1.0	1	0	0	2	1	4	6	26
Powell, Holden	1.0	1	1	1	1	1	4	6	22

Win - Garcia (1-0). Loss - Chamberlain (2-1). Save - Powell (6).
WP - Powell(2). HBP - by Garcia (Meckler). BK - Hadley(1). Inherited runners/scored: Chamberlain 2/2; Mulholland 1/0; Garcia 2/1. Pitches/strikes: Tweedt 19/9; Chamberlain 68/42; Verburg 33/23; Mulholland 19/13; Bergin 34/25; Garcia 72/47; Hadley 24/14; Mora 26/15; Powell 22/13.

Umpires - HP: Will Van Raaphorst 1B: Ryan Goodman 2B: Jeffrey Henriks 3B: Mike Lusky
Start: 12:05 PM Time: 3:30 Attendance: 1250
Weather: 80, clear and sunny

2019 Oregon State Baseball California at #7 Oregon State Mar 22, 2019 at Corvallis, Ore. (Goss Stadium)

California 3 (11-8,2-2 Pac-12)

Player	ab	r	h	rbi	bb	so	a	lob
Eden, Cameron lf	5	0	1	0	0	2	4	0
Baker, Darren 2b	5	1	1	0	0	1	0	2
Vaughn, Andrew 1b	2	1	0	0	2	1	12	0
Lee, Korey c	4	0	1	0	1	7	3	1
Flower, Max rf	4	0	1	1	0	2	1	0
Elvis, Cole dh	3	0	0	0	1	2	0	0
Mack, Connor pr	0	0	0	0	0	0	0	0
McIlwain, Brandon cf	4	0	0	0	2	1	0	0
Wezniak, Sam ss	4	1	1	0	0	1	1	3
Selma, Quentin 3b	4	0	2	1	0	0	1	5
Sullivan, Sean p	0	0	0	0	0	0	0	0
Stoutenborough, Sam p	0	0	0	0	0	0	0	4
Sabouri, Arman p	0	0	0	0	0	0	0	0
Totals	35	3	7	2	3	12	27	12

Score by Innings	1	2	3	4	5	6	7	8	9	R	H	E
California	0	0	0	1	0	0	1	1	0	3	7	0
Oregon State	0	0	0	1	0	0	1	0	0	2	6	2

E - McGarry(1); Rutschman(3). LOB - CAL 8; OSU 11. 2B - Flower(4); Wezniak(2); Selma(4). HR - McGarry(4). SH - Mendoza(1). SB - Eden(5).

California	ip	h	r	er	bb	so	ab	bf	np
Sullivan, Sean	2.0	1	0	0	2	2	7	9	45
Stoutenborough, Sam	5.1	4	2	2	4	5	19	24	92
Sabouri, Arman	1.2	1	0	0	1	3	6	7	35

Win - Stoutenborou (3-3). Loss - Chamberlain (2-2). Save - Sabouri (2).
WP - Sullivan(6); Stoutenborou(4); Verburg(1). BK - Stoutenborou(1). Inherited runners/scored: Sabouri 1/0; Verburg 1/1; Mulholland 1/0. Pitches/strikes: Sullivan 45/24; Stoutenborou 92/57; Sabouri 35/22; Eisert 78/48; Chamberlain 43/31; Verburg 28/20; Mulholland 1/1.

Umpires - HP: Ramon Armendariz 1B: Jake Uhlenhopp 2B: Timothy Vessey 3B: Eric Petersen
Start: 7:05pm Time: 3:32 Attendance: 3459
Weather: 52 Degrees, Cloudy

2019 Oregon State Baseball California at #7 Oregon State Mar 23, 2019 at Corvallis, Ore. (Goss Stadium)

California 2 (11-9,2-3 PAC12)

Player	ab	r	h	rbi	bb	so	a	lob	avg
Eden, Cameron lf	2	1	1	0	1	1	3	0	.295
Baker, Darren 2b	4	1	1	0	0	1	3	0	.272
Vaughn, Andrew 1b	2	0	0	0	2	1	8	0	.400
Lee, Korey c	4	0	2	0	0	1	6	0	.306
Flower, Max rf	4	0	1	0	0	0	1	0	.300
Elvis, Cole dh	4	0	0	0	0	1	0	0	.227
McIlwain, Brandon cf	4	0	1	0	0	3	0	0	.262
Wezniak, Sam ss	3	0	0	0	0	0	4	0	.208
Selma, Quentin 3b	3	0	1	0	0	0	2	0	.303
Smith, Hance pr	1	0	0	0	0	1	0	2	.121
Horn, Jared p	0	0	0	0	0	0	0	0	-
Reyes, Rogelio p	0	0	0	0	0	0	1	0	-
Totals	31	2	7	2	3	6	24	10	7

Score by Innings	1	2	3	4	5	6	7	8	9	R	H	E
California	2	0	0	0	0	0	0	0	0	2	7	0
Oregon State	0	0	0	1	2	0	0	0	0	3	8	0

DP - CAL 1; OSU 1. LOB - CAL 7; OSU 6. 2B - Eden(2); Lee(5). HR - McGarry(5). HBP - Wezniak; Clauchn. SH - Eden(2); Taylor(2). SB - Philip(1); Gretler(1). CS - McIlwain(2).

California	ip	h	r	er	bb	so	ab	bf	np	era
------------	----	---	---	----	----	----	----	----	----	-----

2019 Oregon State Baseball
California at #7 Oregon State
Mar 24, 2019 at Corvallis, Ore. (Goss Stadium)

California 5 (11-10,2-4 PAC12)

Player	ab	r	h	rbi	bb	so	po	a	lob	avg
Eden, Cameron if	5	1	2	1	0	1	3	0	0	.303
Baker, Darren 2b	5	1	1	0	0	3	0	3	0	.267
Vaughn, Andrew 1b	5	1	1	1	0	2	8	1	1	.386
Lee, Korey c	3	0	3	2	0	0	5	1	0	.333
Flower, Max rf	4	0	1	1	0	2	2	3	0	.298
Selma, Quentin 3b	4	0	0	0	0	1	2	2	2	.270
Elvis, Cole dh	3	0	0	0	2	0	0	1	1	.200
Bock, Conner ph	1	0	0	0	1	0	0	0	0	.250
McIlwain, Brandon cf	1	0	0	0	1	0	0	0	0	.258
Mack, Conner rf	2	0	0	0	1	3	0	0	0	.160
Lagattuta, John ph	1	0	0	0	1	0	0	0	0	.071
Wezniak, Sam ss	4	2	1	0	0	0	1	2	0	.210
Sabouri, Arman p	0	0	0	0	0	0	0	0	0	0
Proctor, Nick p	0	0	0	0	0	1	1	0	0	0
Wolger, Jack p	0	0	0	0	0	0	0	0	0	0
Hinrichsen, Jack p	0	0	0	0	0	0	0	0	0	0
Villers, Ian p	0	0	0	0	0	0	0	0	0	.000
Totals	38	5	9	5	0	15	24	10	7	

Score by Innings	1	2	3	4	5	6	7	8	9	R	H	E
California	0	0	2	0	0	0	3	0	0	5	9	0
Oregon State	5	4	0	0	0	0	0	1	X	10	11	2

E - Mendazona 2(2). LOB - CAL 7; OSU 6. 2B - Vaughn(2); Lee(6); Philip(5); Mendazona(2); Malone(4). HR - Ober(1). HBP - Lee; Mendazona 2; Ober. SF - Rutschman(2). CS - Harvey(1).

California	ip	h	r	er	bb	so	ab	bf	np	era
Sabouri, Arman	1.0	5	5	5	0	2	8	9	25	3.63
Proctor, Nick	2.0	2	4	4	1	0	8	10	33	6.75
Wolger, Jack	3.0	2	0	0	1	1	11	12	44	5.40
Hinrichsen, Jack	0.2	0	0	0	1	1	3	15	6.43	
Villers, Ian	1.1	2	1	1	0	1	5	6	15	6.97

Win - Gambrell (1-1). Loss - Sabouri (2-2). Save - None.

WP - Gambrell 3(5). HBP - by Sabouri (Mendazona); by Proctor (Mendazona); by Gambrell (Lee); by Hinrichsen (Ober).

BK - Wolger(1). Inherited runners/scored: Villers 1/0; Chamberlain 1/1; Verbung 1/0; Mulholland 1/0.

Pitches/strikes: Sabouri 25/18; Proctor 33/20; Wolger 44/32; Hinrichsen 15/7; Villers 15/12; Gambrell 114/79; Chamberlain 9/6; Verbung 26/19; Mulholland 2/2.

Umpires - HP: Timothy Vessey 1B: Eric Petersen 2B: Ramon Armendariz 3B: Jake Uhlenhopp

Start: 2:05pm Time: 2:58 Attendance: 3726

Weather: 58 Degrees, Sunny

Oregon State 10 (16-4-1,3-3 PAC12)

Player	ab	r	h	bb	so	a	lob	avg
Philip, Beau ss	5	2	2	0	1	2	2	.299
Mendazona, George 3b	3	2	2	0	0	0	3	.353
Rutschman, Adley c	4	1	2	2	0	0	12	.433
McGarry, Alex lf	4	1	0	0	1	2	0	.256
Ober, Ryan 2b	3	1	1	4	0	1	2	.296
Harvey, Jake pr	0	0	0	0	0	0	0	.286
Armstrong, Andy 2b	0	0	0	0	0	0	2	.125
Gretler, Matthew dh	4	1	1	1	0	1	0	.300
Malone, Tyler rf	2	1	1	2	0	1	0	.179
McMahan, Kyle cf	0	0	0	0	0	0	1	.256
Jones, Preston cf	4	0	1	2	0	0	1	.228
Taylor, Zak 1b	4	1	1	0	0	8	0	.133
Gambrell, Grant p	0	0	0	0	0	0	0	.
Chamberlain, C. p	0	0	0	0	0	0	0	.
Verbung, Mitchell p	0	0	0	0	0	0	0	.
Mulholland, Jake p	0	0	0	0	0	0	0	.
Totals	33	10	11	10	3	5	27	.106

Score by Innings	1	2	3	4	5	6	7	8	9	R	H	E
Oregon State	5	4	0	0	0	0	0	1	X	10	11	2

Oregon State	ip	h	r	er	bb	so	ab	bf	np	era
Gambrell, Grant	6.1	6	4	2	0	12	27	28	114	3.96
Chamberlain, C.	0.1	2	1	1	0	1	3	3	9	1.93
Verbung, Mitchell	1.2	1	0	0	0	2	6	6	26	1.54
Mulholland, Jake	0.2	0	0	0	0	0	2	2	2	0.90

Win - Gambrell (1-1). Loss - Sabouri (2-2). Save - None.

WP - Gambrell 3(5). HBP - by Sabouri (Mendazona); by Proctor (Mendazona); by Gambrell (Lee); by Hinrichsen (Ober).

BK - Wolger(1). Inherited runners/scored: Villers 1/0; Chamberlain 1/1; Verbung 1/0; Mulholland 1/0.

Umpires - HP: Timothy Vessey 1B: Eric Petersen 2B: Ramon Armendariz 3B: Jake Uhlenhopp

Start: 2:05pm Time: 2:58 Attendance: 3726

Weather: 58 Degrees, Sunny

2019 Oregon State Baseball
#7 Oregon State vs Portland
Mar 26, 2019 at Hillsboro, Ore. (Ron Tonkin Field)

Oregon State 1 (16-5-1)

Player	ab	r	h	rbi	bb	so	po	a	lob
Philip, Beau ss	4	0	0	0	0	1	0	1	2
Mendazona, George 3b	3	0	0	0	1	2	2	0	0
Rutschman, Adley 1b	3	0	1	0	1	4	0	0	0
McGarry, Alex lf	4	0	0	0	2	1	0	2	0
Ober, Ryan 2b	3	0	0	0	2	0	1	1	0
Gretler, Matthew dh	3	1	1	1	0	2	0	0	0
Fuchs, Greg ph	1	0	0	0	0	0	0	0	0
Malone, Tyler rf	2	0	1	0	2	1	5	0	0
Claunch, Troy c	2	0	0	0	0	0	10	1	0
Dukart, Jake ph	0	0	0	0	0	0	0	0	0
Jones, Preston cf	2	0	0	0	0	2	2	1	2
Meckler, Wade ph	1	0	0	0	1	0	0	1	0
Pfennigs, Jake p	0	0	0	0	0	0	0	0	0
Tweett, Sam p	0	0	0	0	0	0	0	0	0
Pearce, Dylan p	0	0	0	0	0	0	0	0	0
Mulholland, Jake p	0	0	0	0	0	0	0	0	0
Totals	28	1	3	1	4	14	24	4	8

Score by Innings	1	2	3	4	5	6	7	8	9	R	H	E
Oregon State	0	0	0	1	0	0	0	0	0	1	3	0
Portland	3	1	0	0	0	0	1	0	X	5	8	1

E - BAKER, K(3). DP - POR 1. LOB - OSU 8; POR 13. 2B - STEVENS, C(6). 3B - Rutschman(1). HR - Gretler(1). HBP - Ober; Claunch; Dukart; STEVENS, C; KELLY, M; ELSKE, D. SH - Jones(4).

Oregon State	ip	h	r	er	bb	so	ab	bf	np
Pfennigs, Jake	1.2	3	4	4	3	3	8	13	50
Tweett, Sam	2.2	2	0	0	2	2	10	12	51
Pearce, Dylan	2.1	1	1	1	1	4	8	10	47
Mulholland, Jake	1.1	2	0	0	1	2	6	7	30

Win - CLEMENTS, C (5-0). Loss - Pfennigs (0-1). Save - None.

WP - Pfennigs(3). HBP - by Pfennigs (KELLY, M); by BAKER, K (Ober); by Pfennigs (STEVENS, C); by BAKER, K (Claunch); by Pearce (ELSKE, D); by KNOTSON, C (Dukart). Inherited runners/scored: Tweett 2/0; Pearce 1/0; Mulholland 3/1. Pitches/strikes: Pfennigs 50/27; Tweett 51/28; Pearce 47/29; Mulholland 30/18; BAKER, K 89/49; CLEMENTS, C 29/17; RICHMAN, C 12/9; KNOTSON, C 30/20.

Umpires - HP: Jon Jackson 1B: Todd Ellis 3B: Garrett Wilson

Start: 5:00pm Time: 3:24 Attendance: 4648

Weather: 58 Degrees, Mostly Sunny

Portland 5 (16-9)

Player	ab	r	h	rbi	bb	so	po	a	lob
TURNER, Travis cf	5	0	0	0	0	4	0	0	3
STEVENS, Chad ss	3	2	1	0	1	0	0	2	0
LOPEZ, Daniel 3b	4	0	1	0	1	1	0	0	4
MONTGOMERY, Hunter dh	3	1	1	1	2	0	0	0	0
TAMMARO, Tracye 1b	2	1	1	0	3	0	9	0	2
KELLY, Matt 2b	4	1	1	1	0	2	2	0	5
HAWKEN, Cody lf	4	0	2	2	0	1	2	0	0
ELSKE, Dutton c	3	0	0	0	1	1	2	2	2
SKORO, Gabe rf	4	0	1	1	0	1	1	0	1
BAKER, Kevin p	0	0	0	0	0	0	0	0	1
CLEMENTS, Chris p	0	0	0	0	0	0	0	0	1
RICHMAN, Cameron p	0	0	0	0	0	0	0	0	0
KNOTSON, Connor p	0	0	0	0	0	0	0	0	0
Totals	32	5	8	5	7	11	27	10	13

Score by Innings	1	2	3	4	5	6	7	8	9	R	H	E
Oregon State	0	0	0	1	0	0	0	0	0	1	3	0
Portland	3	1	0	0	0	0	1	0	X	5	8	1

Portland	ip	h	r	er	bb	so	ab	bf	np
BAKER, Kevin	4.0	2	1	1	3	6	13	19	89
CLEMENTS, Chris	2.0	1	0	0	1	2	6	7	29
RICHMAN, Cameron	1.0	0	0	0	0	3	3	3	12
KNOTSON, Connor	2.0	0	0	0	0	3	6	7	30

Win - CLEMENTS, C (5-0). Loss - Pfennigs (0-1). Save - None.

WP - Pfennigs(3). HBP - by Pfennigs (KELLY, M); by BAKER, K (Ober); by Pfennigs (STEVENS, C); by BAKER, K (Claunch); by Pearce (ELSKE, D); by KNOTSON, C (Dukart). Inherited runners/scored: Tweett 2/0; Pearce 1/0; Mulholland 3/1. Pitches/strikes: Pfennigs 50/27; Tweett 51/28; Pearce 47/29; Mulholland 30/18; BAKER, K 89/49; CLEMENTS, C 29/17; RICHMAN, C 12/9; KNOTSON, C 30/20.

Umpires - HP: Jon Jackson 1B: Todd Ellis 3B: Garrett Wilson

Start: 5:00pm Time: 3:24 Attendance: 4648

Weather: 58 Degrees, Mostly Sunny

2019 Oregon State Baseball
#7 Oregon State at Washington
Mar 29, 2019 at Seattle, Wash. (Husky Ballpark)

Oregon State 1 (17-5-1,4-3)

Player	ab	r	h	rbi	bb	so	po	a	lob
McGarry, Alex lf	4	0	0	0	0	3	0	0	1
McMahan, Kyler cf	0	0	0	0	0	0	1	0	0
Jones, Preston cf/lf	4	0	0	0	2	0	0	0	0
Rutschman, Adley c	3	1	1	0	1	1	12	0	0
Malone, Tyler rf	2	0	1	1	1	0	0	0	0
Philip, Beau ss	4	0	0	0	3	0	3	3	0
Mendazona, George 3b	4	0	1	0	0	1	1	6	1
Ober, Ryan 1b	1	0	0	0	2	0	8	0	0
Meckler, Wade pr	0	0	0	0	0	0	0	0	0
Taylor, Zak 1b	1	0	0	0	1	3	0	0	0
Gretler, Matthew dh	3	0	1	0	0	1	0	0	0
Harvey, Jake 2b	3	0	1	0	0	1	2	2	0
Armstrong, Andy 2b	0	0	0	0	0	0	0	0	0
Eisert, Brandon p	0	0	0	0	0	0	2	0	0
Chamberlain, C. p	0	0	0	0	0	0	0	0	0
Verbung, Mitchell p	0	0	0	0	0	0	0	0	0
Totals	29	1	5	1	4	14	27	13	6

Score by Innings	1	2	3	4	5	6	7	8	9	R	H	E
Oregon State	1	0	0	0	0	0	0	0	0	1	5	0
Washington	0	0	0	0	0	0	0	0	0	0	4	0

DP - OSU 2. LOB - OSU 6; Washington 5. 2B - Rutschman(2); Malone(5); Gretler(1); Baird, B.(2). HBP - Malone. SH - Weiss, K.(2). CS - Mendazona(1); Ober(1).

Oregon State	ip	h	r	er	bb	so	ab	bf	np
Eisert, Brandon	6.1	4	0	0	2	9	21	24	98
Chamberlain, C.	2.0	0	0	0	1	3	5	6	24
Verbung, Mitchell	0.2	0	0	0	0	0	2	2	6

Win - Eisert (6-0). Loss - Rhodes, D. (4-2). Save - Verbung (1).

WP - Eisert(1). HBP - by Rhodes, D. (Malone). Inherited runners/scored: Chamberlain 1/0; Nierenberg 1/0; Micheles, C. 1/

2019 OREGON STATE BASEBALL

BOX SCORES

Twitter.com/BeaverBaseball
Instagram.com/BeaverBaseball
Facebook.com/OregonStateBaseball

2019 Oregon State Baseball #7 Oregon State at Washington Mar 31, 2019 at Seattle, Wash. (Husky Ballpark)

Oregon State 4 (19-5-1,6-3)

Player	ab	r	h	rbi	bb	so	a	lob
Phillip, Beau ss	3	0	1	2	2	2	4	0
McGarry, Alex lf	2	0	0	0	1	2	0	0
Jones, Preston pr/lf	3	0	0	0	0	2	0	3
Rutschman, Adley c	3	0	0	0	2	3	12	2
Malone, Tyler rf	3	0	0	0	2	1	1	0
Ober, Ryan 1b	3	1	1	0	1	6	0	1
Taylor, Zak 1b	1	0	0	0	0	4	1	3
Mendazona, George 3b	5	2	2	1	0	1	0	1
Gretter, Matthew dh	4	0	0	0	0	3	0	1
Fuchs, Greg ph	0	0	0	0	1	0	0	0
Meckler, Wade pr/dh	0	0	0	0	0	0	0	0
Harvey, Jake 2b	3	0	0	0	0	1	1	0
Armstrong, Andy 2b	1	0	0	0	0	3	2	0
McMahan, Kyler cf	4	1	2	0	1	1	3	1
Gambrell, Grant p	0	0	0	0	0	0	0	0
Pearce, Dylan p	0	0	0	0	0	0	0	0
Mulholland, Jake p	0	0	0	0	0	0	2	0
Totals	35	4	6	3	10	15	33	14

Score by Innings	1	2	3	4	5	6	7	8	9	10	11	R	H	E
Oregon State	0	1	0	0	0	0	0	0	0	0	1	4	6	2
Washington	1	0	0	0	0	0	0	2	0	0	0	3	8	0

E - Mendazona(3); Gambrell(1). DP - OSU 2; Washington 2. LOB - OSU 10; Washington 10. 2B - Ober(4); McMahan(6); Kahle, N.(4). 3B - Philip(1). HR - Mendazona(1); Kahle, N.(4). HBP - Bramasco, R.. SH - Philip(3); Armstrong(5); Weiss, K.(3). CS - Philip(3); Baird, B.(1).

Oregon State	ip	h	r	er	bb	so	ab	bf	np
Gambrell, Grant	5.0	4	1	1	1	5	19	21	95
Pearce, Dylan	3.0	1	2	4	5	9	13	62	
Mulholland, Jake	3.0	3	0	0	1	2	10	12	34

Win - Mulholland (1-0). Loss - Emanuels, S. (2-3). Save - None.
WP - Burgmann, J.(2). HBP - by Gambrell (Bramasco, R.). Inherited runners/scored: Pearce 1/0; Mulholland 1/0.
Pitchers/strikes: Gambrell 95/63; Pearce 62/35; Mulholland 34/25; Burgmann, J. 118/72; Emanuels, S. 75/43.

Umpires - HP: Mike Lusk 1B: Travis Reininger 2B: Steve Mattingly 3B: Mike Jarboe
Start: 2:05 pm Time: 3:42 Attendance: 1721
Weather: Sunny and clear, mid 60s
Gambrell faced 1 batter in the 6th.
Pearce faced 1 batter in the 9th.

Washington 3 (14-9,5-4)

Player	ab	r	h	rbi	bb	so	a	lob
Bramasco, Ramon ss	5	1	0	0	0	0	5	1
Ward, Braiden cf	4	1	1	0	1	1	3	0
Kahle, Nick c	5	1	4	3	0	0	13	3
Blair, Connor rf	3	0	0	0	2	2	0	0
Wainhouse, Joe 1b	5	0	0	0	0	1	8	2
Cerrillo, Mason lf	5	0	0	0	0	4	1	0
Baird, Ben 2b	4	0	1	0	1	1	2	1
Nichols, Rollie dh	3	0	1	0	0	1	0	0
Weiss, Kaiser ph/dh	1	0	0	0	0	1	0	0
Roberts, Nick 3b	3	0	1	0	2	1	1	4
Leitgeb, Brandon pr	0	0	0	0	0	0	0	0
Burgmann, Josh p	0	0	0	0	0	0	0	0
Emanuels, Stevie p	0	0	0	0	0	0	0	1
Totals	38	3	8	3	6	12	33	12

Score by Innings	1	2	3	4	5	6	7	8	9	10	11	R	H	E
Washington	1	0	0	0	0	0	0	0	0	0	1	4	6	2
Oregon State	1	0	0	0	0	0	0	2	0	0	0	3	8	0

Washington	ip	h	r	er	bb	so	ab	bf	np
Burgmann, Josh	6.0	3	3	3	5	13	20	25	118
Emanuels, Stevie	5.0	3	1	1	5	2	15	22	75

2019 Oregon State Baseball San Diego State at #6 Oregon State Apr 02, 2019 at Corvallis, Ore. (Goss Stadium)

San Diego State 4 (16-12)

Player	ab	r	h	rbi	bb	so	a	lob	avg
RUDICK, Matt rf	5	1	2	0	0	1	0	1	.347
ARMENTA, Angelo ss	4	1	2	0	0	0	4	0	.317
SCHMITT, Casey 3b	4	1	2	1	0	2	2	0	.330
FITZHUGH, Joe c	4	0	0	1	0	1	9	0	.270
BIBLE, Chad dh	3	0	1	0	1	1	0	2	.278
JARVIS, Mike lf	3	1	1	1	0	3	1	2	.260
ESCOBEDO, Julian cf	4	0	0	0	0	1	4	0	.240
FEIN, Jaden 1b	4	0	0	0	0	1	7	0	.238
LOPEZ, Devyn 2b	4	0	1	0	0	1	1	3	.111
LEONHARDT, Brian p	0	0	0	0	0	0	0	0	.299
MARDUENO, Adrian p	0	0	0	0	0	0	0	1	0
Totals	35	4	9	3	2	7	27	9	9

Score by Innings	1	2	3	4	5	6	7	8	9	R	H	E
San Diego State	1	1	0	0	2	0	0	0	0	4	9	0
Oregon State	0	3	0	0	0	0	0	0	0	3	8	1

E - McMahan(3). DP - SDSU 1. LOB - SDSU 9; OSU 8. 2B - ARMENTA(9); Philip(7); Rutschman(4); Harvey(2). HR - JARVIS(2). HBP - ARMENTA; SCHMITT; Ober. SH - Ober(1). SF - FITZHUGH(4). SB - ARMENTA(4).

San Diego State	ip	h	r	er	bb	so	ab	bf	np	era
LEONHARDT, Brian	2.0	6	3	3	3	3	11	14	66	8.31
MARDUENO, Adrian	7.0	2	0	0	1	6	21	24	96	1.69

Oregon State	ip	h	r	er	bb	so	ab	bf	np	era
Tweedt, Sam	4.2	6	4	3	1	3	20	23	81	3.90
Burns, Nathan	3.0	2	0	0	1	2	10	11	39	2.08
Verburg, Mitchell	1.1	1	0	0	0	2	5	6	19	1.76

Win - MARDUENO (2-1). Loss - Tweedt (1-2). Save - None.
WP - Burns(2). HBP - by Tweedt (SCHMITT); by MARDUENO (Ober); by Verburg (ARMENTA). Inherited runners/scored: MARDUENO 3/0; Burns 2/0; Verburg 2/0. Pitches/strikes: LEONHARDT 66/34; MARDUENO 96/56; Tweedt 81/52; Burns 39/28; Verburg 19/13.

Umpires - HP: Jeffrey Henrichs 1B: Jason Rogers 2B: Joseph Penna 3B: Mik Hendrickson
Start: 5:35pm Time: 3:09 Attendance: 3268
Weather: 58 Degrees, Cloudy

2019 Oregon State Baseball San Diego State at #6 Oregon State Apr 03, 2019 at Corvallis, Ore. (Goss Stadium)

San Diego State 1 (16-13)

Player	ab	r	h	rbi	bb	so	a	lob	avg
RUDICK, Matt rf	4	0	1	0	0	0	3	0	.344
ARMENTA, Angelo ss	4	0	0	0	1	0	0	1	.306
SCHMITT, Casey 3b	3	0	0	0	1	2	1	0	.320
FITZHUGH, Joe c	1	1	0	0	1	0	8	0	.266
ORR, Ryan ph	1	0	0	0	0	1	0	0	.216
BIBLE, Chad dh	3	0	1	0	0	0	0	0	.280
JARVIS, Mike 2b	3	0	0	0	0	1	3	0	.250
LEONHARDT, Brian lf	3	0	0	0	2	3	0	0	.290
FEIN, Jaden 1b	2	0	0	0	1	3	0	0	.299
LOPEZ, Devyn 2b	1	0	1	0	0	0	0	0	.200
ESCOBEDO, Julian cf	3	0	0	0	0	0	4	0	.234
RITCHESON, Daniel p	0	0	0	0	0	0	0	0	0
O'SULLIVAN, Casey p	0	0	0	0	0	0	0	0	0
FLORES, Jacob p	0	0	0	0	0	0	1	0	0
WINSTON, Christian p	0	0	0	0	0	0	0	0	0
Totals	28	1	3	0	2	6	24	5	2

Score by Innings	1	2	3	4	5	6	7	8	9	R	H	E
San Diego State	0	1	0	0	0	0	0	0	0	1	3	2
Oregon State	4	0	1	0	0	0	3	0	X	8	9	0

E - SCHMITT(6); RITCHESON(1). DP - OSU 2. LOB - SDSU 2; OSU 10. 2B - McMahan(7). SH - Ober(2). SF - Mendazona(2). SB - Philip Z(3).

San Diego State	ip	h	r	er	bb	so	ab	bf	np	era
RITCHESON, Daniel	3.0	4	5	4	2	2	12	16	57	7.24
O'SULLIVAN, Casey	2.1	1	0	0	4	4	8	12	54	3.74
FLORES, Jacob	1.2	4	3	3	3	2	8	11	47	6.57
WINSTON, Christian	1.0	0	0	0	0	0	3	3	10	6.14

Win - Pfennigs (1-1). Loss - RITCHESON (1-1). Save - None.
WP - RITCHESON 4(8). Inherited runners/scored: FLORES 1/0. Pitches/strikes: RITCHESON 57/31; O'SULLIVAN 54/30; FLORES 47/27; WINSTON 10/5; Chamberlain 38/24; Walling 17/8; Pfennigs 27/19; Pearce 17/11; Mundt 16/12.

Umpires - HP: Jason Rogers 1B: Joseph Penna 2B: Mik Hendrickson 3B: Jeffrey Henrichs
Start: 5:35pm Time: 2:40 Attendance: 3247
Weather: 60 Degrees, Cloudy

Oregon State 8 (20-6-1)

Player	ab	r	h	rbi	bb	so	a	lob	avg
Phillip, Beau ss	3	2	1	0	2	0	1	6	.291
Casey, Joe dh	3	1	1	0	1	2	0	0	.194
Claunch, Troy ph	1	0	1	0	0	0	0	0	.237
Rutschman, Adley c	3	1	1	2	2	1	4	2	.417
Malone, Tyler rf	3	2	1	1	1	1	3	0	.194
Willy, Elliot rf	1	0	0	0	0	2	0	0	.167
Ober, Ryan 1b	2	0	1	0	1	0	10	0	.333
Taylor, Zak ph	1	0	0	0	0	1	1	0	.125
Mendazona, George 3b	2	0	0	1	1	0	0	0	.281
Dukart, Jake 3b	1	0	0	0	0	0	0	0	.087
Fuchs, Greg lf	2	0	0	0	1	1	1	0	.192
Jones, Preston pr	1	1	1	0	0	0	0	0	.197
Harvey, Jake 2b	4	1	1	0	0	1	1	4	.280
Armstrong, Andy 2b	0	0	0	0	0	0	0	0	.122
McMahan, Kyler cf	4	0	1	0	0	2	4	0	.276
Chamberlain, C. p	0	0	0	0	0	0	0	0	0
Walling, Andrew p	0	0	0	0	0	0	0	0	0
Pfennigs, Jake p	0	0	0	0	0	0	0	0	0
Pearce, Dylan p	0	0	0	0	0	0	0	0	0
Mundt, Joey p	0	0	0	0	0	0	0	0	0
Totals	31	8	9	5	9	8	27	9	10

Score by Innings	1	2	3	4	5	6	7	8	9	R	H	E
San Diego State	0	1	0	0	0	0	0	0	0	1	3	2
Oregon State	4	0	1	0	0	0	3	0	X	8	9	0

Oregon State	ip	h	r	er	bb	so	ab	bf	np	era
Chamberlain, C.	2.0	1	1	1	1	2	6	7	38	1.82
Walling, Andrew	2.0	0	0	0	1	0	5	6	17	0.00
Pfennigs, Jake	2.0	1	0	0	0	2	7	7	27	5.73
Pearce, Dylan	1.2	0	0	0	0	1	5	5	17	2.12
Mundt, Joey	1.1	1	0	0	0	1	5	5	16	7.71

2019 Oregon State Baseball Utah at #6 Oregon State Apr 05, 2019 at Corvallis, Ore. (Goss Stadium)

Utah 2 (8-16,1-9 Pac-12)

Player	ab	r	h	rbi	bb	so	a	lob
Dunn, Oliver 2b	3	0	1	0	1	0	4	2
Moeller, Zack c	3	1	1	1	0	1	2	0
Migueles, Erick rf	4	0	0	0	0	1	5	0
Tom, Rykker 3b	4	0	2	0	0	1	0	1
Kramer, Shea 1b	2	0	1	1	0	0	4	1
Almanza, Christian ph/1b	0	0	0	0	1	0	0	0
Deveaux, Isaac lf	4	0	0	0	2	2	0	1
Anderson, Chandler cf	4	1	1	0	0	0	3	2
Fernlund, Chase dh	4	0	1	0	0	1	0	0
Richardson, Matt ss	3	0	0	0	2	1	1	0
Robeniol, Kyle p	0	0	0	0	0	0	1	0
Pierce, Riley p	0	0	0	0	0	0	2	0
Totals	31	2	7	2	2	8	24	5

Score by Innings	1	2	3	4	5	6	7	8	9	R	H	E</
------------------	---	---	---	---	---	---	---	---	---	---	---	-----

2019 Oregon State Baseball
Utah at #6 Oregon State (Game 1)
Apr 06, 2019 at Corvallis, Ore. (Goss Stadium)

Utah 0 (8-17,1-10 Pac-12)										Oregon State 11 (22-6-1,8-3 Pac-12)										
Player	ab	r	h	rbi	bb	so	po	a	lob	Player	ab	r	h	rbi	bb	so	po	a	lob	
Dunn, Oliver 2b	4	0	1	0	0	1	2	0		Phillip, Beau ss	3	1	2	1	0	0	1	1	0	
Moeller, Zack dh	4	0	0	0	0	0	0	0		Armstrong, Andy ss	1	0	0	0	0	0	2	1	0	
Migueles, Erick rf	3	0	0	0	0	0	3	0		Harvey, Jake 2b	3	1	0	0	1	1	1	1	3	
Thompson, Tyler ph	1	0	0	0	0	0	0	0		Claunch, Troy c	1	0	0	0	0	1	2	0	0	
Tom, Rykker 3b	3	0	0	0	1	1	1	0		Rutschman, Adley c/1b	4	2	3	2	0	0	3	0	1	
Kiernan, Jayden ph	1	1	0	0	0	0	0	0		Taylor, Zak ph/1b	1	0	0	0	0	0	0	0	0	
Anderson, Chandler cf	3	0	1	0	0	0	5	0		Ober, Ryan 1b/2b	2	3	2	1	3	0	6	2	0	
Diehl, Chris ph	1	0	0	0	1	0	0	0		Malone, Tyler rf	4	1	3	1	0	0	3	0	0	
Almanza, Christian 1b	3	0	0	0	1	3	0	1		McGarry, Alex ph/lf	0	1	0	0	1	0	0	0	0	
Knight, Briley lf	3	0	2	0	0	6	1	0		Greider, Matthew dh	2	1	2	2	0	0	0	0	0	
Rowan, Chris c	3	0	0	0	0	3	0	3		Casey, Joe ph/dh	3	1	1	1	0	0	0	0	0	
Richardson, Matt ss	3	0	0	0	0	2	3	1		Mendazona, George 3b	4	0	1	3	0	0	0	2	2	
Tedeschi, Josh p	0	0	0	0	0	0	0	1	0		Willy, Elliot lf/rf	5	0	1	0	0	0	5	0	3
Watson, David p	0	0	0	0	0	0	0	0	0		McMahan, Kyler cf	4	0	1	0	0	0	3	0	0
Moore, Austin p	0	0	0	0	0	0	0	0	0		Fehmel, Bryce p	0	0	0	0	0	0	1	0	0
Totals	32	0	5	0	0	4	24	7	6	Totals	37	11	16	11	5	2	27	7	9	
Score by Innings										Score by Innings										
1 2 3 4 5 6 7 8 9 R H E										1 2 3 4 5 6 7 8 9 R H E										
Utah 0 0 0 0 0 0 0 0 0 0 0 0 0										Utah 0 0 0 0 0 0 0 0 0 0 0 0 0										
Oregon State 3 0 3 1 0 1 0 3 X 11 16 0										Oregon State 0 0 0 0 0 0 0 0 0 0 0 0 0										

DP - UTAH 1. LOB - UTAH 6; OSU 9. 2B - Phillip(9); Ober(5); Willy(2). HR - Rutschman(10). HBP - Almanza, C.. SF - Phillip(3); Mendazona(3). SB - McMahan(3).

Utah	ip	h	r	er	bb	so	ab	bf	np	Oregon State	ip	h	r	er	bb	so	ab	bf	np
Tedeschi, Josh	3.1	11	7	7	2	0	19	23	90	Fehmel, Bryce	9.0	5	0	0	0	4	32	33	104
Watson, David	4.1	5	4	4	3	2	17	20	70										
Moore, Austin	0.1	0	0	0	0	0	1	1	1										

Win - Fehmel (5-0). Loss - Tedeschi, J. (3-3). Save - None.
WP - Watson, D. (2/6). HBP - by Fehmel (Almanza, C.). Inherited runners/scored: Watson, D. 1/0; Moore, A. 1/0.
Pitcher/strikes: Tedeschi, J. 90/54; Watson, D. 70/40; Moore, A. 1/1; Fehmel 104/73.

Umpires - HP: Scott Letendre 1B: Angel Campos 2B: Alex Ortiz 3B: Jeff Macias
Start: 12:05pm Time: 2:43 Attendance: 3693
Weather: 56 Degrees, Cloudy

2019 Oregon State Baseball
Utah at #6 Oregon State (Game 2)
Apr 06, 2019 at Corvallis, Ore. (Goss Stadium)

Utah 2 (8-18,1-11 Pac-12)										Oregon State 3 (23-6-1,9-3 Pac-12)												
Player	ab	r	h	rbi	bb	so	po	a	lob	avg	Player	ab	r	h	rbi	bb	so	po	a	lob	avg	
Dunn, Oliver 2b	5	0	1	1	0	0	1	1	4	.355	Phillip, Beau ss	5	0	0	0	0	2	0	3	2	2	.295
Moeller, Zack c	4	1	1	0	1	1	9	0	0	.266	Casey, Joe dh	5	0	1	0	0	0	0	0	2	0	.205
Migueles, Erick rf	3	0	0	0	1	2	3	0	2	.306	Rutschman, Adley c	5	2	2	1	0	1	10	0	0	0	.423
Tom, Rykker 3b	5	0	0	0	0	2	1	1	0	.340	Malone, Tyler rf	5	0	0	0	1	3	0	1	3	0	.202
Anderson, Chandler cf	4	0	1	1	0	0	4	0	2	.216	Ober, Ryan 1b	4	1	3	0	1	0	8	3	0	0	.385
Knight, Briley lf	4	0	0	0	0	3	4	0	1	.234	McGarry, Alex lf	2	0	0	0	0	1	1	0	1	0	.292
Fernlund, Chase 1b	5	0	2	0	0	0	5	1	0	.275	Greiter, Matthew ph	1	0	1	1	0	0	0	0	0	0	.312
Kiernan, Jayden dh	1	0	0	0	2	0	0	0	0	.333	Jones, Preston pr	2	0	1	1	0	1	0	0	0	0	.200
Thompson, Tyler pr	1	1	0	0	0	0	0	0	0	.154	Mendazona, George 3b	4	0	1	0	0	1	1	0	0	0	.261
Richardson, Matt ss	2	0	0	0	2	1	2	2	0	.207	Harvey, Jake 2b	1	0	0	0	0	1	2	4	0	0	.281
Brocoff, Brett p	0	0	0	0	0	0	1	2	0	-	Fuchs, Greg ph	1	0	0	0	0	1	0	0	0	0	.185
McCleve, Zac p	0	0	0	0	0	0	1	0	0	-	Armstrong, Andy 2b	1	0	0	0	0	0	0	0	0	0	.118
Schramm, Dustyn p	0	0	0	0	0	0	0	0	0	-	McMahan, Kyler cf	2	0	0	0	1	5	1	0	0	0	.269
Totals	34	2	5	2	6	9	31	7	9	-	Gambrell, Grant p	0	0	0	0	0	0	2	2	0	0	-
											Chamberlain, C. p	0	0	0	0	0	0	0	0	0	0	-
											Muhlolland, Jake p	0	0	0	0	0	0	0	1	0	0	-
											Totals	38	9	3	3	2	9	33	14	6		

E - Brocoff, B.(2). DP - OSU 1. LOB - UTAH 9; OSU 6. 2B - Jones(5). HR - Rutschman(11). HBP - Anderson, C.. SH - Migueles, E.(1); Knight, B.(1); Thompson, T.(2); Harvey(2); McMahan(5). SB - Jones(2).

Utah	ip	h	r	er	bb	so	ab	bf	np	era	Oregon State	ip	h	r	er	bb	so	ab	bf	np	era
Brocoff, Brett	6.1	5	1	1	1	6	22	25	97	4.84	Gambrell, Grant	5.2	2	1	1	3	3	17	23	84	3.53
McCleve, Zac	4.0	3	2	2	1	3	15	16	57	3.22	Chamberlain, C.	0.2	0	1	1	2	1	2	4	20	2.13
Schramm, Dustyn	0.0	1	0	0	0	0	1	1	2	6.52	Mulholland, Jake	4.2	3	0	0	1	5	15	17	54	0.86

Win - Mulholland (2-0). Loss - McCleve, Z. (1-2). Save - None.
WP - Brocoff, B.(5). HBP - by Gambrell (Anderson, C.). Inherited runners/scored: McCleve, Z. 1/0; Schramm, D. 2/1; Chamberlain 1/0; Mulholland 2/1. Pitches/strikes: Brocoff, B. 97/68; McCleve, Z. 57/37; Schramm, D. 2/1; Gambrell 84/48; Chamberlain 20/8; Mulholland 54/38.

Umpires - HP: Angel Campos 1B: Alex Ortiz 2B: Jeff Macias 3B: Scott Letendre
Start: 3:30pm Time: 3:28 Attendance: 3476
Weather: 55 Degrees, Cloudy

2019 Oregon State Baseball
Oregon at #4 Oregon State
Apr 09, 2019 at Corvallis, Ore. (Goss Stadium)

Oregon 12 (19-12)										Oregon State 8 (23-7-1)																
Player	ab	r	h	rbi	bb	so	a	lob	avg	Player	ab	r	h	rbi	bb	so	a	lob	avg							
Novitske, Sam 3b	4	1	1	1	1	1	0	1	.256	Phillip, Beau ss	2	2	2	0	2	0	1	0	.306							
Smith, Tanner rf	5	2	2	2	0	1	5	2	.309	Armstrong, Andy pr	1	0	1	1	0	0	0	3	.135							
Steer, Spencer ss	5	1	2	1	0	0	3	3	.342	Casey, Joe dh	3	2	1	0	2	1	0	0	.213							
Matthews, Gabe 1b	5	2	1	1	0	1	5	0	.327	Rutschman, Adley c	4	1	2	4	1	1	7	0	.426							
DeLuca, Jonny cf	5	1	1	0	1	1	0	0	.234	Ober, Ryan 1b	5	0	0	0	0	1	5	0	.351							
Williams, Evan lf	4	1	2	0	1	1	1	0	.280	Malone, Tyler rf	2	0	0	0	3	1	4	0	.198							
Zavala, Aaron dh	5	2	2	3	0	1	0	0	.284	Willy, Elliot rf	0	0	0	0	0	0	0	0	.182							
Tosti, Vinny pr	0	0	0	0	0	0	0	0	.158	Jones, Preston lf	3	1	1	1	0	0	6	0	.205							
Campbell, Cameron c	4	1	2	2	1	0	8	1	.216	Mendazona, George 3b	1	0	0	0	1	1	0	1	.257							
Foxcroft, Max 2b	2	0	0	1	0	1	3	1	.183	Greiner, Matthew 3b	3	0	0	0	0	1	0	1	.286							
Adams, Taylor ph	0	1	0	0	0	0	0	0	.227	Harvey, Jake 2b	5	1	1	1	0	1	2	1	.270							
Froemke, Kyle 2b	0	0	0	0	0	0	0	0	.250	McMahan, Kyler cf	5	1	1	1	0	1	2	0	.264							
Frazier, Tyler p	0	0	0	0	0	0	0	0	-	Tweedt, Sam p	0	0	0	0	0	0	0	0	-							
Noble, Jack p	0	0	0	0	0	0	0	0	-	Burns, Nathan p	0	0	0	0	0	0	0	0	-							
Fuller, Peyton p	0	0	0	0	0	0	0	0	-	Pearce, Dylan p	0	0	0	0	0	0	0	0	-							
Chase, Keaton p	0	0	0	0	0	0	0	0	-	Chamberlain, C. p	0	0	0	0	0	0	0	0	-							
Tellache, Nico p	0	0	0	0	0	0	0	0	-	Pfennigs, Jake p	0	0	0	0	0	0	0	0	-							
Nelson, Ryne p	0	0	0	0	0	0	0	0	-	Totals	34	8	9	8	9	8	27	7	10							
Totals	39	12	13	12	3	7	27	7	5																	
Score by Innings	1	2	3	4	5	6	7	8	9	R	H	E	Score by Innings	1	2	3	4	5	6	7	8	9	R	H	E	
Oregon	5	0	3	0	0	0	0	0	4	0	12	13	1	Oregon	0	1	0	0	0	0	0	0	0	1	3	1
Oregon State	2	0	0	3	0	0	3	0	0	0	8	9	2	Oregon State	0	1	0	0	0	0	0	0	0	1	3	1

2019 OREGON STATE BASEBALL
BOX SCORES

Twitter.com/BeaverBaseball
Instagram.com/BeaverBaseball
Facebook.com/OregonStateBaseball

2019 Oregon State Baseball
#4 Oregon State at #13 Arizona State
Apr 13, 2019 at Phoenix, Ariz. (Phoenix Muni)

Oregon State 6 (24-8-1,10-4 Pac-12)										Arizona State 4 (27-6,10-4 Pac-12)													
Player	ab	r	h	rbi	bb	so	po	a	lob	Player	ab	r	h	rbi	bb	so	po	a	lob				
Malone, Tyler rf	4	0	0	0	1	4	1	1	1	Hauver,Trevor lf	4	1	1	1	2	1	0	0	0				
Casey, Joe dh	4	1	2	2	1	1	0	0	0	Torkelson,Spencer 1b	4	1	1	1	1	6	0	0	0				
Rutschman, Adley c	4	2	2	0	1	1	10	1	2	Bishop,Hunter cf	4	1	1	0	0	0	3	0	2				
Ober, Ryan 1b/2b	4	0	3	1	1	1	4	0	1	Williams,Alika ss	4	0	1	0	0	1	1	1	2				
McGarry, Alex lf	5	1	2	2	0	1	2	0	2	Aldrete,Carter rf	3	0	0	0	1	1	1	0	0				
Harvey, Jake 2b	4	0	0	0	0	3	1	2	2	Denson,Myles dh	3	0	0	0	1	1	0	0	0				
Taylor, Zak 1b	0	0	0	0	0	0	0	0	0	Workman,Gage 3b	4	1	3	1	0	1	0	2	0				
Mendoza, George 3b	2	1	2	0	2	0	2	1	0	Ferri,Sam c	3	0	0	0	0	2	10	1	2				
Armstrong, Andy ss	2	1	1	0	0	2	1	0		Lin,Lyle ph/c	1	0	0	0	0	0	2	0	1				
McMahan, Kyler cf	3	0	0	0	2	2	0	1		Swift,Drew 2b	3	0	1	0	0	1	0	3	3				
Fuchs, Greg ph	1	0	0	0	0	1	0	0	0	Vander Kooi,Boyd p	0	0	0	0	0	0	0	2	0				
Jones, Preston cf	0	0	0	0	0	0	0	0	0	Corrigan,Brady p	0	0	0	0	0	0	0	0	0				
Fehmel, Bryce p	0	0	0	0	0	0	0	0	0	Burzell,Blake p	0	0	0	0	0	0	0	0	0				
Pearce, Dylan p	0	0	0	0	0	0	0	0	0	Totals	33	4	8	4	5	9	27	9	7				
Chamberlain, C. p	0	0	0	0	0	0	0	0	0														
Mulholland, Jake p	0	0	0	0	0	0	0	0	0														
Totals	33	6	12	6	5	11	27	6	9														
Score by Innings										Score by Innings													
1	2	3	4	5	6	7	8	9	R	H	E	1	2	3	4	5	6	7	8	9	R	H	E
Oregon State	0	1	2	0	1	0	0	2	0	6	12	0	0	0	0	4	0	0	0	0	4	9	1
Arizona State	0	0	1	0	0	3	0	0	0	4	8	0	0	0	0	2	0	0	0	0	3	7	0

DP - OSU 2; ASU 2. LOB - OSU 9; ASU 7. 2B - Ober 2(7); McGarry(4); Mendoza(3). HR - Hauver,T(9); Torkelson,S(10); Bishop,H(17); Workman,G(4). HBP - Malone. SH - Harvey(3); Armstrong 2(7). CS - Ober(2).

Oregon State	ip	h	r	er	bb	so	ab	bf	np	Arizona State	ip	h	r	er	bb	so	ab	bf	np
Fehmel, Bryce	5.1	5	4	4	2	4	20	22	95	Vander Kooi,Boyd	6.2	8	4	4	5	6	23	31	104
Pearce, Dylan	0.2	2	0	0	1	2	4	5	21	Corrigan,Brady	1.2	4	2	2	0	4	9	10	48
Chamberlain, C.	2.0	1	0	0	2	1	6	8	32	Burzell,Blake	0.2	0	0	0	0	1	1	1	5
Mulholland, Jake	1.0	0	0	0	0	2	3	3	12										

Win - Chamberlain (3-3). Loss - Corrigan,B (3-2). Save - Mulholland (5).
HBP - by Corrigan,B (Malone). BK - Fehmel(1). Inherited runners/scored: Chamberlain 1/0; Corrigan,B 2/0; Burzell,B 1/0. Pitches/strikes: Fehmel 95/58; Pearce 21/12; Chamberlain 32/18; Mulholland 12/10; Vander Kooi 104/59; Corrigan,B 48/32; Burzell,B 5/3.

Umpires - HP: Ramon Armendariz 1B: Shawn Rakos 2B: Steven Corvi 3B: Will VanRaaphorst
Start: 6:31pm Time: 3:20 Attendance: 4080
Weather: 78 Degrees, Clear
Pearce faced 1 batter in the 7th.

2019 Oregon State Baseball
Arizona at #2 Oregon State
Apr 18, 2019 at Corvallis, Ore. (Goss Stadium)

Arizona 4 (18-17,6-10 Pac-12)										Oregon State 8 (26-8-1,12-4 Pac-12)													
Player	ab	r	h	rbi	bb	so	a	lob	avg	Player	ab	r	h	rbi	bb	so	a	lob	avg				
Dyer, Matthew c	5	0	1	0	0	1	8	1	.289	Malone, Tyler rf	3	2	1	0	2	0	0	0	.206				
Wells, Austin 1b	5	0	0	0	2	3	0	0	.358	Harvey, Jake 2b	5	2	1	1	0	2	0	2	.239				
Quintana, Nick 3b	3	1	1	2	1	0	0	1	.308	Rutschman, Adley c	3	2	2	1	0	12	1	0	.420				
Cannon, Cameron ss	2	0	0	0	2	1	2	0	.264	Ober, Ryan 1b	5	1	3	4	0	1	7	0	.370				
Williams, Donta cf	4	0	0	0	2	2	0	3	.256	Gretler, Matthew dh	5	0	3	1	0	0	0	2	.310				
Wylie, Justin 2b	3	1	1	0	1	2	1	0	.250	Armstrong, Andy ss	4	0	0	0	1	2	2	1	.167				
Paugh, Blake rf	4	1	1	0	0	2	4	0	.174	Mendoza, George 3b	3	0	0	0	1	0	0	6	.244				
Boissiere, Branden lf	2	0	0	0	1	1	3	0	.286	Jones, Preston if	1	0	0	0	1	0	2	0	.200				
Flanagan, Quinn dh	0	0	0	0	0	0	0	0	-	McGarry, Alex ph	2	0	0	0	0	1	1	0	.297				
Bullard, Tony ph	3	1	2	3	0	1	0	0	.217	Willy, Elliot if	0	0	0	0	0	0	0	0	.167				
Holgate, Ryan ph	0	0	0	0	1	0	0	0	.208	McMahan, Kyler cf	3	1	0	0	1	1	2	0	.238				
Labaut, Randy p	0	0	0	0	0	0	0	0	-	Eisert, Brandon p	0	0	0	0	0	0	1	0	-				
Weems, Avery p	0	0	0	0	0	0	0	0	-	Pearce, Dylan p	0	0	0	0	0	0	0	0	-				
Vannelle, Vince p	0	0	0	0	0	0	0	0	-	Verburg, Mitchell p	0	0	0	0	0	0	0	0	-				
Luna, Gil p	0	0	0	0	0	0	0	0	-	Totals	34	8	10	7	8	7	27	6	10				
Sherman, Zach p	0	0	0	0	0	0	0	0	-														
Totals	31	4	6	4	7	12	24	2	8														
Score by Innings										Score by Innings													
1	2	3	4	5	6	7	8	9	R	H	E	1	2	3	4	5	6	7	8	9	R	H	E
Arizona	0	0	1	3	0	0	0	0	0	4	6	3	0	0	0	0	0	0	0	0	0	0	0
Oregon State	0	0	1	0	1	0	2	4	X	8	10	0	0	0	0	0	0	0	0	0	0	0	0

E - Wells, A. 2(6); Wylie, J.(2). DP - ARIZ 1. LOB - ARIZ 8; OSU 10. 2B - Bullard, T.(1); Gretler(2). 3B - Harvey(1). HR - Quintana, N.(8); Bullard, T.(1); Rutschman(13); Ober(3). SH - Boissiere, B(1). CS - Wylie, J.(1); Mendoza(2).

Arizona	ip	h	r	er	bb	so	ab	bf	np	era	Oregon State	ip	h	r	er	bb	so	ab	bf	np	era
Labaut, Randy	6.0	6	3	2	4	6	23	27	111	6.14	Eisert, Brandon	6.1	6	4	4	5	9	23	29	110	1.88
Weems, Avery	0.2	1	0	1	0	1	0	4	5	4.74	Pearce, Dylan	1.2	0	0	0	1	2	5	6	24	1.46
Vannelle, Vince	0.0	0	0	0	1	0	0	1	5	4.00	Verburg, Mitchell	1.0	0	0	0	1	1	3	4	20	1.62
Luna, Gil	1.0	1	3	3	2	0	4	6	19	6.46											
Sherman, Zach	0.1	2	1	1	0	1	3	3	12	7.62											

Win - Pearce (1-0). Loss - Luna, G. (1-2). Save - None.
WP - Luna, G.(5). BK - Eisert(1). Inherited runners/scored: Weems, A. 1/1; Vannelle, V. 2/0; Luna, G. 3/0; Sherman, Z. 2/2. Pitches/strikes: Labaut, R. 111/67; Weems, A. 15/11; Vannelle, V. 5/1; Luna, G. 19/11; Sherman, Z. 12/8; Eisert 110/67; Pearce 24/15; Verburg 20/11.

Umpires - HP: Billy Speck 1B: Jason Kaminsky 2B: Joe Malden 3B: Alex Ortiz
Start: 7:05pm Time: 3:28 Attendance: 3616
Weather: 68 Degrees, Clear

2019 Oregon State Baseball
#4 Oregon State at #13 Arizona State
Apr 14, 2019 at Phoenix, Ariz. (Phoenix Muni)

Oregon State 4 (25-8-1,11-4 Pac-12)										Arizona State 3 (27-7,10-5 Pac-12)															
Player	ab	r	h	rbi	bb	so	a	lob		Player	ab	r	h	rbi	bb	so	a	lob							
Malone, Tyler rf	5	0	2	0	0	0	3	0	4	Hauver,Trevor lf	4	0	1	0	1	1	1	0	1						
Casey, Joe dh	4	0	0	0	2	0	0	0	0	Torkelson,Spencer 1b	4	1	2	1	1	2	5	1	2						
Claunch, Troy ph	1	0	0	0	1	0	0	0	0	Bishop,Hunter cf	4	1	1	0	0	2	5	0	0						
Rutschman, Adley c	1	1	0	0	4	0	11	2	0	Williams,Alika ss	3	0	0	0	1	2	1	1	0						
Ober, Ryan 1b	4	1	1	0	1	1	6	1	0	Aldrete,Carter rf	4	0	1	1	0	1	1	0	3						
McGarry, Alex lf	3	1	1	1	2	1	0	2	0	Workman,Gage 3b	3	1	0	0	1	2	2	1	1						
Willy, Elliot ph/lf	1	0	0	0	0	0	1	0	2	Tolman,Erik dh/p	4	0	1	0	0	0	0	0	0						
Armstrong, Andy ss	5	2	0	0	0	1	2	3	0	Ferri,Sam c	1	0	0	0	0	1	4	0	0						
Mendoza, George 3b	4	1	0	0	1	1	0	1	0	Lin,Lyle ph/c	3	0	1	1	0	1	4	0	0						
Dukart, Jake 2b	4	0	2	2	1	0	1	0	0	Garcia,Dusty pr	0	0	0	0	0	0	0	0	0						
McMahan, Kyler cf	4	0	1	0	0	0	3	0	2	Swift,Drew 2b	3	0	0	0	1	1	2	4	1						
Jones, Preston cf	0	0	0	0	0	0	0	0	0	Romero,Sam p	0	0	0	0	0	0	0	1	0						
Gambrell, Grant p	0	0	0	0	0	0	0	0	0	Burzell,Blake p	0	0	0	0	0	0	0	0	0						
Mulholland, Jake p	0	0	0	0	0	0	0	0	0	Lidd,Marc p	0	0	0	0	0	0	0	1	0						
Chamberlain, C. p	0	0	0	0	0	0	0	0	0	Totals	33	3	7	3	5	13	27	8	8						
Verburg, Mitchell p	0	0	0	0	0	0	0	0	0																
Totals	36	4	9	3	8	8	27	6	13																
Score by Innings										Score by Innings															
	1	2	3	4	5	6	7	8	9	R	H	E		1	2	3	4	5	6	7	8	9	R	H	E
Oregon State	0	0	0	0	4	0	0	0	0	0	4	9	1	0	0	0	0	0	0	0	0	0	0	0	0
Arizona State	0	0	0	0	0	2	0	0	1	3	7	7	0	0	0	0	0	0	0	0	0	0	0	0	0

61

2019 OREGON STATE BASEBALL

BOX SCORES

Twitter.com/BeaverBaseball
Instagram.com/BeaverBaseball
Facebook.com/OregonStateBaseball

2019 Oregon State Baseball Washington State at #2 Oregon State Apr 27, 2019 at Corvallis, Ore. (Goss Stadium)

Washington State 3 (8-30-1,1-15-1 Pac-12)

Player	ab	r	h	rbi	bb	so	a	lob
Sinatro, Danny cf	7	0	2	0	1	10	2	0
Alvarez, Andres ss	7	0	2	0	0	2	2	0
Plew, Dillon 1b	5	0	1	1	0	2	9	0
Montez, Collin lf	7	1	1	0	0	3	3	0
Smith, Jack 2b	5	1	2	1	1	2	3	0
Manzardo, Kyle dh	3	0	0	0	2	0	0	0
Thurber, Jared rf	3	0	0	0	0	2	2	0
Barison, Connor p	0	0	0	0	0	0	0	0
Moyle, Bryce p	0	0	0	0	0	0	0	0
Guerrero, Tyson rf/p	7	0	2	1	0	4	3	1
Kolden, Kodie 3b	6	0	0	0	0	3	1	1
Polinsky, Bradley c	3	1	0	0	0	2	5	1
Blunt, Koby c	2	0	0	0	0	0	8	1
Block, A.J. p	0	0	0	0	0	0	2	0
Baillie, Davis p	0	0	0	0	0	1	0	0
Barnum, Brody p	0	0	0	0	0	0	0	0
Totals	55	3	10	3	1	23	47	15

Oregon State 4 (30-10-1,16-4 Pac-12)

Player	ab	r	h	rbi	bb	so	a	lob
Harvey, Jake 2b	5	0	3	1	3	1	0	7
Casey, Joe lf	5	0	0	0	0	3	0	1
Taylor, Zak ph/1b	2	0	0	0	0	0	3	0
Rutschman, Adley c	6	1	3	0	1	1	22	1
Ober, Ryan 1b/3b	7	0	1	0	0	0	11	3
Claunch, Troy dh	3	0	2	1	0	1	0	0
Meckler, Wade pr	0	1	0	0	0	0	0	0
Malone, Tyler ph/dh	4	0	1	0	0	2	0	1
Armstrong, Andy ss	6	1	1	0	0	2	0	0
Jones, Preston cf	6	1	1	1	1	3	0	3
Dukart, Jake 3b	2	0	0	0	0	2	0	1
McGarry, Alex ph	0	0	0	1	0	0	0	0
Mendoza, George 3b	1	0	0	0	0	0	0	1
Gretler, Matthew ph	0	0	0	0	0	0	0	0
Willy, Elliot pr/lf	2	0	0	0	0	1	3	0
McMahan, Kyle rf	5	0	1	0	1	0	4	1
Fehmel, Bryce p	0	0	0	0	0	0	1	0
Verburg, Mitchell p	0	0	0	0	0	0	0	0
Mulholland, Jake p	0	0	0	0	0	0	0	0
Totals	54	4	13	4	6	12	48	11

Score by Innings	1	2	3	4	5	6	7	8	9	10	11	12	13	14	15	16	R	H	E
Washington State	0	0	1	0	0	1	0	1	0	0	0	0	0	0	0	0	3	10	0
Oregon State	0	0	0	0	0	0	3	0	0	0	0	0	0	0	0	1	4	13	1

Note: 2 outs, 2 runners LOB when the game ended.

E - Dukart(3), DP - WSU 1. LOB - WSU 10; OSU 13. 2B - Plew, D(12); Smith, J(5); Guerrero, T(3); Rutschman(8). 3B - Montez, C(2). HBP - Plew, D; Polinsky, B; Armstrong; Gretler. SH - Manzardo, K(1); McMahan(6). SF - Plew, D(3); Smith, J(2); McGarry(1). SB - Ober(1). CS - McMahan(2).

Washington State	ip	h	r	er	bb	so	ab	bf	np
Block, A.J.	6.0	5	3	3	1	5	22	23	97
Baillie, Davis	2.1	2	0	0	1	1	7	9	36
Barnum, Brody	0.1	1	0	0	0	0	2	2	7
Guerrero, Tyson	6.2	3	0	0	3	6	20	26	104
Barison, Connor	0.0	0	1	0	1	0	0	1	5
Moyle, Bryce	0.1	2	0	0	0	0	3	3	12

Win - Mulholland (3-1). Loss - Barison, C (0-2). Save - None.

WP - Guerrero, T(4); Barnum, B(2). HBP - by Fehmel (Plew, D); by Fehmel (Polinsky, B); by Guerrero, T (Gretler); by Guerrero, T (Armstrong). BK - Guerrero, T(1). PB - Blunt, K(2). Inherited runners/scored: Baillie, D 2/2; Guerrero, T 1/0; Moyle, B 1/1; Mulholland 1/0. Pitches/strikes: Block, A.J. 97/61; Baillie, D 36/22; Barnum, B 7/4; Guerrero, T 104/63; Barison, C 5/1; Moyle, B 12/9; Fehmel 108/74; Verburg 57/43; Mulholland 69/49.

Umpires - HP: Heath Jones 1B: Darren Hyman 2B: Kellen Levy 3B: Steve Mattingly

Start: 1:35pm Time: 5:16 Attendance: 3952

Weather: 62 Degrees, Mostly Sunny

Block, A.J. faced 3 batters in the 7th.

2019 Oregon State Baseball Gonzaga at #3 Oregon State Apr 30, 2019 at Corvallis, Ore. (Goss Stadium)

Gonzaga 6 (24-17)

Player	ab	r	h	rbi	bb	so	po	a	lob
YAKE, Ernie ss	3	2	2	0	2	0	0	3	0
MORRISON, Guthrie cf	5	1	1	1	0	0	2	0	0
JOHNSTON, Troy rf	4	1	1	2	1	1	4	0	3
VANDEBRAKE, Jace rf	0	0	0	0	0	0	0	0	0
PINORINI, Austin c	2	1	1	0	2	0	7	0	0
HARRIS, Brett 3b/1b	4	0	0	0	1	2	5	2	0
FREDRICKSON, Daniel lf	4	1	1	0	0	0	2	0	0
HARENCO, Mason dh	4	0	2	0	0	1	0	0	0
Sullivan, R. 1b	2	0	0	0	1	0	6	0	0
KRAUEL, Jack 3b	0	0	0	0	0	0	0	0	0
BRISTYAN, Josh 2b	2	0	0	0	0	0	2	0	0
BRESHEARS, Carson ph/2b	1	0	0	0	0	0	2	0	1
TROGRILIC-IVERSON, Ni p	0	0	0	0	0	0	0	0	0
SPELLACY, Michael p	0	0	0	0	0	0	1	0	0
SCHULTE, Trent p	0	0	0	0	0	0	0	0	0
NAUGHTON, Daniel p	0	0	0	0	0	0	0	0	0
Totals	31	6	8	3	6	3	27	9	6

Oregon State 3 (31-11-1)

Player	ab	r	h	rbi	bb	so	po	a	lob
Harvey, Jake dh	3	0	0	0	1	1	0	0	1
Zalesky, Zack ph	1	0	1	2	0	0	0	0	0
Casey, Joe lf	3	0	1	0	0	0	3	0	0
Jones, Preston ph/lf	1	0	1	0	0	0	0	0	0
McGarry, Alex ph	1	0	1	0	0	0	0	0	0
Rutschman, Adley 1b/c	4	1	2	1	1	0	9	2	0
Ober, Ryan 2b/1b	3	0	0	0	1	1	5	3	2
Fuchs, Greg ph	1	0	0	0	0	1	0	0	3
Claunch, Troy c	2	0	0	0	0	1	1	0	0
Mendoza, George ph/3b	1	0	0	0	0	1	0	0	0
Gretler, Matthew ph/3b	1	0	0	0	0	0	0	2	0
Malone, Tyler rf	3	0	0	0	0	0	5	0	0
Willy, Elliot ph	0	1	0	0	1	0	0	0	0
Dukart, Jake 3b/2b	3	0	1	0	0	0	0	0	0
Taylor, Zak ph	0	1	0	0	1	0	0	0	0
Armstrong, Andy ss	4	0	2	0	0	1	1	4	0
McMahan, Kyle cf	4	0	0	0	0	0	1	3	0
Pearce, Dylan p	0	0	0	0	0	0	0	1	0
Walling, Andrew p	0	0	0	0	0	0	0	0	0
Burns, Nathan p	0	0	0	0	0	0	0	0	0
Pfennigs, Jake p	0	0	0	0	0	0	0	0	0
Chamberlain, C. p	0	0	0	0	0	0	0	0	0
Tweedt, Sam p	0	0	0	0	0	0	0	0	0
Mundt, Joey p	0	0	0	0	0	0	0	0	0
Totals	35	3	9	3	5	7	27	10	0

Score by Innings	1	2	3	4	5	6	7	8	9	R	H	E
Gonzaga	0	0	0	3	0	2	1	0	0	6	8	0
Oregon State	0	0	0	1	0	0	0	0	2	3	9	1

E - Claunch(1), DP - Gonzaga 1; OSU 2. LOB - Gonzaga 6; OSU 10. 2B - FREDRICKSON(6); Zalesky(1). HR - JOHNSTON, T.(7); Rutschman(15). HBP - Sullivan, R. SH - BRISTYAN, J.(5). SB - YAKE, E.(3); McGarry(3).

Gonzaga	ip	h	r	er	bb	so	ab	bf	np
TROGRILIC-IVERSON, Ni	5.0	2	1	1	1	1	16	17	70
SPELLACY, Michael	2.1	4	0	0	0	3	11	11	45
SCHULTE, Trent	0.2	1	2	2	3	0	3	6	30
NAUGHTON, Daniel	1.0	2	0	0	1	3	5	6	28

Win - TROGRILIC, N. (2-2). Loss - Pearce (1-2). Save - None.

HBP - by Walling (Sullivan, R.). BK - Chamberlain(1). PB - Claunch 2(2). Inherited runners/scored: NAUGHTON, D. 2/2; Burns 3/0; Pfennigs 1/0; Chamberlain 2/1; Mundt 1/0. Pitches/strikes: TROGRILIC, N. 70/43; SPELLACY, M. 45/29; SCHULTE, T. 30/12; NAUGHTON, D. 28/17; Pearce 36/25; Walling 16/9; Burns 33/20; Pfennigs 24/16; Chamberlain 26/16; Tweedt 18/8; Mundt 10/5.

Umpires - HP: Joseph Penna 1B: Jake Uhlenhopp 2B: Tyler Ferguson 3B: Randy Sutton

Start: 5:35pm Time: 3:24 Attendance: 3423

Weather: 65 Degrees, Sunny

Pearce faced 3 batters in the 4th.

SCHULTE, T. faced 2 batters in the 9th.

2019 Oregon State Baseball Washington State at #2 Oregon State Apr 28, 2019 at Corvallis, Ore. (Goss Stadium)

Washington State 0 (8-31-1,1-16-1 Pac-12)

Player	ab	r	h	rbi	bb	so	a	lob	avg
Sinatro, Danny cf	4	0	0	0	0	3	4	0	.280
Alvarez, Andres ss	3	0	0	0	1	2	4	0	.285
Plew, Dillon 3b	3	0	1	0	1	0	0	0	.286
Montez, Collin lf	4	0	0	0	1	3	0	1	.261
Smith, Jack 1b	4	0	0	0	0	4	7	1	.255
Manzardo, Kyle dh	3	0	0	0	0	0	0	0	.212
Barnum, Brody rf	3	0	0	0	0	2	1	0	.200
Gouldsmith, Garrett 2b	3	0	0	0	0	1	0	4	.196
Polinsky, Bradley c	3	0	1	0	0	0	4	1	.267
White, Brandon p	0	0	0	0	0	0	2	0	-
Rosenkrantz, Hayden p	0	0	0	0	0	0	1	1	0
Totals	30	0	2	0	2	13	24	9	5

Score by Innings	1	2	3	4	5	6	7	8	9	R	H	E
Washington State	0	0	0	0	0	0	0	0	0	0	2	1
Oregon State	0	0	0	1	0	1	0	0	X	2	9	1

E - Sinatro, D(4); Dukart(4). LOB - WSU 5; OSU 10. 2B - Claunch 2(3). 3B - Armstrong(1). SF - Dukart(2). SB - Harvey(4).

Washington State	ip	h	r	er	bb	so	ab	bf	np	era
White, Brandon	4.1	4	1	1	1	2	16	18	72	5.67
Rosenkrantz, Hayden	3.2	5	1	1	2	3	16	18	62	5.08

Oregon State	ip	h	r	er	bb	so	ab	bf	np	era
Gambrell, Grant	8.1	2	0	0	2	12	28	30	124	2.57
Chamberlain, C.	0.2	0	0	0	0	1	2	2	10	3.74

Win - Gambrell (4-1). Loss - White, B (2-7). Save - Chamberlain (2).

WP - Gambrell(8). Inherited runners/scored: None. Pitches/strikes: White, B 72/53; Rosenkrantz 62/36; Gambrell 124/77; Chamberlain 10/6.

Umpires - HP: Darren Hyman 1B: Kellen Levy 2B: Steve Mattingly 3B: Heath Jones

Start: 1:05pm Time: 2:33 Attendance: 3968

Weather: 59 Degrees, Sunny

2019 Oregon State Baseball Oklahoma State at #3 Oregon State May 03, 2019 at Corvallis, Ore. (Goss Stadium)

Oklahoma State 1 (26-16)

Player	ab	r	h	rbi	bb	so	po	a	lob	avg
Morrill, Hueston 2b	4	0	2	0	0	1	3	3	1	.284
Funk, Christian 3b	4	0	2	0	0	0	4	0	0	.250
Simpson, Colin c	4	0	0	0	0	1	6	1	2	.236
Navigato, Andrew ss	3	1	1	0	0	1	4	0	0	.278
McCusker, Carson lf	4	0	1	0	0	2	2	0	1	.318
Boone, Trevor cf	4	0	0	0	0	1	0	0	0	.303
Garcia, Alix 1b	3	0	1	1	1	1	13	0	0	.281
Scott, Parker dh	0	0	0	0	0	0	0	0	0	-
Taylor, Jake ph	4	0	1	0	0	2	0	0	3	.243
Cabbiness, Cade rf	3	0	1	0	0	1	2	0	0	.254
Elliott, Jensen p	0	0	0	0	0	0	0	1	0	-
Battenfield, Peyton p	0	0	0	0	0	0	0	0	0	-
Totals	33	1	9	1	2	9	27	13	7	

Score by Innings	1	2	3	4	5	6	7	8	9	R	H	E
Oklahoma State	0	0	0	0	0	0	1	0	0	1	9	0
Oregon State	0	0	0	0	0	0	0	0	0	0	2	0

2019 Oregon State Baseball
Oklahoma State at #3 Oregon State
May 04, 2019 at Corvallis, Ore. (Goss Stadium)

Oklahoma State 5 (27-16)											Oregon State 2 (31-13-1)										
Player	ab	r	h	rbi	bb	so	po	a	lob	avg	Player	ab	r	h	rbi	bb	so	po	a	lob	avg
Morrill, Hueston 2b	4	1	2	0	0	1	0	4	0	.284	Harvey, Jake 2b	5	0	1	0	0	3	1	0	4	.265
Funk, Christian 3b	3	1	2	3	0	0	1	2	1	.252	Casey, Joe lf	4	0	0	0	0	3	3	0	1	.271
Simpson, Colin dh	2	0	0	1	1	1	0	0	1	.239	Willy, Elliot ph	1	0	0	0	0	0	0	0	0	.174
Navigato, Andrew ss	4	1	1	1	0	1	0	0	1	.276	Rutschman, Adley c	3	1	2	0	2	1	10	0	0	.427
McCusker, Carson lf	4	0	1	0	0	1	2	0	0	.318	Ober, Ryan 1b	4	0	1	0	0	0	6	0	1	.309
Boone, Trevor cf	4	0	0	0	0	1	3	0	1	.281	Phillip, Beau dh	4	1	0	0	1	2	0	0	3	.297
Carter, Bryce c	4	0	0	0	0	1	1	1	0	.302	Gretler, Matthew 3b	2	0	0	1	0	1	0	0	0	.269
Garcia, Alix 1b	4	0	1	0	0	1	8	0	0	.300	Mendazona, George 3b	1	0	0	0	0	0	0	0	0	.221
Cabbiness, Cade rf	3	2	1	0	1	2	2	0	0	.254	Armstrong, Andy ss	3	0	1	0	0	0	1	6	2	.214
Scott, Parker p	0	0	0	0	0	0	0	1	0	-	Dukart, Jake ph	1	0	1	1	0	0	0	1	0	.241
Gragg, Logan p	0	0	0	0	0	0	0	0	0	-	Jones, Preston cf	2	0	1	0	1	0	1	0	0	.233
Lienhard, Joe p	0	0	0	0	0	0	0	0	0	-	Malone, Tyler ph	0	0	0	0	1	0	0	0	0	.203
Basso, Brady p	0	0	0	0	0	0	0	0	0	-	McMahan, Kyler rf	1	0	0	0	0	0	4	0	0	.254
Battenfield, Peyton p	0	0	0	0	0	0	0	1	0	-	Zalesky, Zack ph	1	0	0	0	0	0	1	0	1	.625
Totals	32	5	8	5	2	9	27	8	4		Claunch, Troy ph	1	0	0	0	0	1	0	0	0	.267
											Meckler, Wade cf	0	0	0	0	0	0	0	0	0	.100
											Fehmel, Bryce p	0	0	0	0	0	0	0	0	0	-
											Burns, Nathan p	0	0	0	0	0	0	0	0	0	-
											Walling, Andrew p	0	0	0	0	0	0	0	0	0	-
											Pfennigs, Jake p	0	0	0	0	0	0	0	0	0	-
											Totals	33	2	7	2	5	11	27	7	12	

Score by Innings	1	2	3	4	5	6	7	8	9	R	H	E
Oklahoma State	1	0	1	1	2	0	0	0	0	5	8	1
Oregon State	0	0	1	0	0	0	0	1	0	2	7	0

E - Navigato(9). DP - OSU 1. LOB - OKST 4; OSU 12. 2B - Morrill(14); Ober(8). HR - Funk(9); Navigato(11). HBP - Ober. SH - McMahan(7). SF - Funk(6); Simpson, C.(6); Gretler(1). SB - Simpson, C.(5).

Oklahoma State	ip	h	r	er	bb	so	ab	bf	np	era	Oregon State	ip	h	r	er	bb	so	ab	bf	np	era
Scott, Parker	3.0	4	1	1	2	3	11	16	59	1.65	Fehmel, Bryce	5.0	6	5	5	1	4	19	22	93	3.51
Gragg, Logan	4.0	1	0	0	2	5	13	15	58	5.57	Burns, Nathan	1.2	2	0	0	0	2	6	6	24	4.60
Lienhard, Joe	0.1	1	1	0	1	0	3	4	15	4.19	Walling, Andrew	1.1	0	0	0	1	1	4	5	24	0.00
Basso, Brady	1.0	0	0	0	0	2	3	3	12	1.29	Pfennigs, Jake	1.0	0	0	0	0	2	3	3	14	5.16
Battenfield, Peyton	0.2	1	0	0	0	1	3	3	8	3.05											

Win - Gragg (3-3). Loss - Fehmel (6-1). Save - None.
HBP - by Scott (Ober). Inherited runners/scored: Basso 2/0; Walling 1/0. Pitches/strikes: Scott 59/35; Gragg 58/35; Lienhard 15/7; Basso 12/8; BattenfieldP 8/7; Fehmel 93/62; Burns 24/15; Walling 24/15; Pfennigs 14/10.

Umpires - HP: Jason Rogers 1B: Christopher Gonzalez 2B: Frank Pflugradt 3B: Chuck Lyon
Start: 6:05pm Time: 3:07 Attendance: 3912
Weather: 72 Degrees, Sunny

2019 Oregon State Baseball
#12 Oregon State at Oregon
May 10, 2019 at Eugene, Ore. (PK Park)

Oregon State 4 (32-14-1,18-4 Pac-12)											Oregon 1 (24-23,8-14 Pac-12)										
Player	ab	r	h	rbi	bb	so	po	a	lob		Player	ab	r	h	rbi	bb	so	po	a	lob	
Phillip, Beau ss	4	1	1	1	0	0	1	1	2		Novitske, Sam 2b	3	1	1	0	0	0	4	2	1	
Harvey, Jake 2b	4	1	0	0	0	1	0	1	0		Smith, Tanner lf	4	0	1	0	0	0	2	0	0	
Rutschman, Adley c	4	0	2	0	0	0	4	1	0		Steer, Spencer 3b	4	0	3	1	0	0	2	7	0	
Ober, Ryan 1b	4	0	1	0	0	1	7	0	0		Matthews, Gabe 1b	4	0	0	0	0	1	11	1	0	
Taylor, Zak 1b	0	0	0	0	0	0	2	1	0		DeLuca, Jonny cf	4	0	0	0	0	0	1	0	2	
Claunch, Troy dh	4	0	0	0	0	0	0	0	0		Williams, Evan dh	4	0	1	0	0	0	0	0	2	
Zalesky, Zack rf	3	0	0	0	1	2	3	0	1		Goldfarb, Jakob rf	3	0	2	0	1	0	1	0	0	
Jones, Preston lf	4	1	1	0	0	0	6	0	0		Campbell, Cameron c	2	0	0	0	0	1	4	2	0	
McMahan, Kyler cf	3	1	1	1	0	1	2	1	0		Miller, A.J. ph	1	0	0	0	0	1	0	0	0	
Armstrong, Andy 3b	2	0	1	1	1	1	4	0	0		Bell, James c	0	0	0	0	0	0	1	0	0	
Fehmel, Bryce p	0	0	0	0	0	0	1	1	0		Adams, Taylor ph	1	0	0	0	0	0	0	0	0	
Totals	32	4	7	3	2	6	27	10	3		Froemke, Kyle ss	4	0	0	0	0	1	0	2	3	
											Ahlstrom, Robert p	0	0	0	0	0	0	1	0	0	
											Walker, Brett p	0	0	0	0	0	0	0	0	0	
											Totals	34	1	8	1	1	4	27	14	8	

Score by Innings	1	2	3	4	5	6	7	8	9	R	H	E
Oregon State	1	2	1	0	0	0	0	0	0	4	7	0
Oregon	0	0	0	0	1	0	0	0	0	1	8	1

Oregon State	ip	h	r	er	bb	so	ab	bf	np	Oregon	ip	h	r	er	bb	so	ab	bf	np
Fehmel, Bryce	9.0	8	1	1	1	4	34	36	112	Ahlstrom, Robert	8.1	7	4	3	2	6	31	33	118
										Walker, Brett	0.2	0	0	0	0	0	1	1	6

Win - Fehmel (7-1). Loss - Ahlstrom, R (5-5). Save - None.
HBP - by Fehmel (Novitske, S). Inherited runners/scored: Walker, B 1/0. Pitches/strikes: Fehmel 112/73; Ahlstrom, R 118/76; Walker, B 6/3.

Umpires - HP: Jeffrey Henrichs 1B: Ramon Armendariz 2B: Angel Campos 3B: Steven Corvi
Start: 7:05pm Time: 2:37 Attendance: 3671
Weather: 79 Degrees, Sunny

2019 Oregon State Baseball
Oklahoma State at #3 Oregon State
May 05, 2019 at Corvallis, Ore. (Goss Stadium)

Oklahoma State 8 (28-16)											Oregon State 7 (31-14-1)										
Player	ab	r	h	rbi	bb	so	po	a	lob	avg	Player	ab	r	h	rbi	bb	so	po	a	lob	avg
Morrill, Hueston 2b	5	1	2	0	0	1	0	2	.287		Phillip, Beau dh	5	0	4	1	0	1	0	0	0	.316
Funk, Christian 3b	5	0	0	0	0	2	0	1	0	.243	Zalesky, Zack rf	5	0	0	1	0	0	5	0	0	.385
Simpson, Colin c	5	1	1	0	0	1	7	3	0	.238	Rutschman, Adley c	4	2	2	1	1	2	7	1	2	.429
Navigato, Andrew ss	4	3	3	2	0	0	1	2	0	.287	Ober, Ryan 1b	5	1	2	0	0	2	11	0	3	.313
McCusker, Carson lf	5	2	3	0	0	1	3	0	1	.328	McGarry, Alex lf	4	1	2	1	1	1	1	0	0	.281
Boone, Trevor cf	4	1	3	4	0	1	4	0	0	.293	Jones, Preston cf	3	1	1	1	0	1	2	0	2	.236
Carter, Bryce dh	3	0	0	0	0	0	0	0	0	.294	Malone, Tyler ph	1	0	1	0	0	0	0	0	0	.210
Taylor, Jake ph	1	0	0	0	0	0	0	0	0	.239	Meckler, Wade pr	0	0	0	0	0	0	0	0	0	.100
Garcia, Alix 1b	3	0	0	0	1	0	9	0	2	.291	Dukart, Jake 3b	5	0	0	1	0	0	0	1	1	.222
Cabbiness, Cade rf	4	0	1	2	0	3	2	0	1	.254	Armstrong, Andy ss	3	1	1	1	0	0	0	4	1	.218
Standlee, Brett p	0	0	0	0	0	0	0	1	0	-	Harvey, Jake 2b	3	1	1	0	0	2	1	3	0	.267
Lyons, Jake p	0	0	0	0	0	0	0	0	0	-	Pearce, Dylan p	0	0	0	0	0	0	0	0	0	-
Leeper, Ben p	0	0	0	0	0	0	0	0	0	-	Mulholland, Jake p	0	0	0	0	0	0	0	1	0	-
Totals	39	8	13	8	1	8	27	7	6		Pfennigs, Jake p	0	0	0	0	0	0	0	0	0	-
											Totals	38	7	14	7	2	9	27	10	9	

Score by Innings	1	2	3	4	5	6	7	8	9	R	H	E
Oklahoma State	3	0	0	0	0	3	0	2	0	8	13	1
Oregon State	1	2	0	0	3	0	0	0	1	7	14	0

E - Navigato(10). DP - OSU 1. LOB - OKST 6; OSU 9. 2B - Simpson, C.(11); Navigato(10); McCusker(14); Phillip(10); McGarry(5). HR - Boone(16); Rutschman(16). HBP - Navigato. SH - Jones(7); Harvey(4). SF - Armstrong(1). SB - Phillip(5); Jones(7).

Oklahoma State	ip	h	r	er	bb	so	ab	bf	np	era	Oregon State	ip	h	r	er	bb	so	ab	bf	np	era
Standlee, Brett	3.1	8	3	3	1	2	17	19	71	4.00	Pearce, Dylan	5.0	8	5	5	0	2	22	23	97	2.79
Lyons, Jake	3.2	4	3	3	1	3	13	16	61	5.09	Mulholland, Jake	2.2	4	3	3	1	3	12	13	50	2.19
Leeper, Ben	2.0	2	1	1	0	4	8	8	34	3.00	Pfennigs, Jake	1.1	1	0	0	0	3	5	5	18	4.88

Win - Lyons, J. (3-2). Loss - Mulholland (3-2). Save - Leeper (5).
WP - Mulholland(1). HBP - by Pearce (Navigato). Inherited runners/scored: Lyons, J. 2/0; Mulholland 2/2; Pfennigs 2/0. Pitches/strikes: Standlee 71/43; Lyons, J. 61/39; Leeper 34/21; Pearce 97/63; Mulholland 50/32; Pfennigs 18/14.

Umpires - HP: Christopher Gonzalez 1B: Frank Pflugradt 2B: Chuck Lyon 3B: Jason Rogers
Start: 12:05pm Time: 3:32 Attendance: 3923
Weather: 68 Degrees, Sunny

Twitter.com/BeaverBaseball
Instagram.com/BeaverBaseball
Facebook.com/OregonStateBaseball

2019 Oregon State Baseball																					
Portland at #11 Oregon State																					
May 17, 2019 at Corvallis, Ore. (Goss Stadium)																					
Portland 3 (24-26)											Oregon State 4 (34-15-1)										
Player	ab	r	h	rbi	bb	so	po	a	lob	avg	Player	ab	r	h	rbi	bb	so	po	a	lob	avg
STEVENS, Chad ss	4	0	0	0	0	1	2	0	.288		Phillip, Beau ss	4	1	1	0	0	1	2	0	.318	
KELLY, Matt 2b	3	1	0	0	1	1	2	0	.261		Casey, Joe lf	4	0	0	0	0	3	0	0	.262	
LOPEZ, Daniel 3b	4	1	0	0	0	3	1	0	.276		McMahon, Kyler cf	0	0	0	0	0	0	0	0	.246	
HAWKEN, Cody if	4	1	2	3	0	0	2	0	.255		Rutschman, Adley c	2	1	0	0	2	1	4	0	.428	
TAMMARO, Tracay 1b	3	0	1	0	1	1	6	0	.255		Malone, Tyler rf	3	1	1	1	0	3	0	1	.221	
MERONE, Nick dh	3	0	0	0	0	0	0	0	.257		McGarry, Alex dh	3	1	1	0	1	0	1	0	.290	
PORTER, Blake rf	3	0	0	0	2	4	0	0	.254		Ober, Ryan 1b	3	0	0	0	0	8	0	0	.288	
MONTGOMERY, Hunter c	2	0	0	0	1	0	5	0	.237		Mendoza, George 3b	3	0	1	3	0	1	3	2	.231	
McKINNEY, Jace cf	3	0	0	0	0	1	0	3	.223		Dukart, Jake 2b	2	0	0	0	0	1	1	2	.233	
PETERS, Christian p	0	0	0	0	0	0	0	0	-		Zalesky, Zach ph	1	0	0	0	0	0	0	0	.294	
RICHMAN, Cameron p	0	0	0	0	0	0	0	0	-		Armstrong, Andy 2b	0	0	0	0	0	0	0	0	.231	
KNUtSON, Connor p	0	0	0	0	0	0	0	0	-		Jones, Preston cf	3	0	0	0	1	4	0	1	.228	
GLILLIS, Brett p	0	0	0	0	0	0	0	0	.161		Pennings, Jake p	0	0	0	0	0	0	0	1	-	
Totals	29	3	4	3	3	4	24	3	3		Burns, Nathan p	0	0	0	0	0	0	0	0	-	
											Mulholland, Jake p	0	0	0	0	0	0	0	0	-	
											Totals	28	4	4	3	5	27	7	3		
Score by Innings																					
	1	2	3	4	5	6	7	8	9	R	H	E									
Portland	0	0	3	0	0	0	0	0	0	3	4	0									
Oregon State	1	0	0	0	0	0	3	0	X	4	4	0									
DP - OSU 1. LOB - POR 3; OSU 3. 2B - Philip(12); Mendoza(5). HR - HAWKEN, C(6). SH - MERONE, N(2).																					

PETERS, Christian	5.0	2	1	1	0	4	17	63	3.18	Pennings, Jake	2.1	4	3	3	2	1	10	13	4.85		
RICHMAN, Cameron	1.1	1	1	3	3	2	1	7	26	5.08	Burns, Nathan	6.0	0	0	0	1	2	17	18	80	3.32
KNUTSON, Connor	0.0	1	0	0	0	0	0	1	3	2.06	Mulholland, Jake	0.2	0	0	0	0	1	2	2	7	1.99
GILLIS, Brett	1.2	0	0	0	1	0	5	6	23	3.60											

Win - Burns (2-0). Loss - RICHMAN, C (1-2). Save - Mulholland (7).
 Inherited runners/scored: KNUTSON, C 3/3; GILLIS, B 1/0. Pitches/strikes: PETERS, C 63/42; RICHMAN, C 26/14;
 KNUTSON, C 3/2; GILLIS, B 23/13; Pennings 48/29; Burns 80/53; Mulholland 7/5.

Umpires - HP: Tyler Ferguson 1B: Mike Jarboe 2B: Mike Hendrickson 3B: Darren Hyman
 Start: 5:35pm Time: 2:32 Attendance: 3372
 Weather: 60 Degrees, Cloudy

2019 Oregon State State Baseball

#11 Oregon State at #3 Stanford

May 19, 2019 at Stanford, Calif. (Sunken Diamond)

Oregon State 5 (35-16-1,20-6)

Stanford 2 (39-10,20-6)

Player	ab	r	h	rbt	bb	so	a	lob	Player	ab	r	h	rbt	bb	so	a	lob			
Philip, Beau ss	6	0	1	0	0	2	1	3	3	Stowers,Kyle lf	3	0	1	0	1	0	1			
Harvey, Jake 2b	6	2	2	0	0	1	3	5	3	Handley,Maverick c	3	2	1	0	1	0	2			
Rutschman, Adley c	1	1	1	0	3	0	6	0	0	Wuif,Brandon rf	3	0	0	0	2	1	0			
Claunch, Troy dh	3	0	2	0	2	0	0	2	0	Matthiessen,Wiill d1/p	3	0	2	2	0	0	0			
Obayer, Ryan 1b	1	0	1	1	0	0	0	0	0	Daschbach,Andrew 1b	4	0	0	0	2	0	0			
Taylor, Zak ph/1b	4	1	1	1	0	1	0	1	0	Kinamond,Duke 2b	3	0	1	0	0	4	1			
Armstrong, Andy 3b	5	1	1	0	2	0	3	3	3	Tawa,Tim ss	3	0	0	0	1	0	4			
Jones, Preston cf	3	0	1	1	1	0	3	0	0	0	Molfetta,Christian ph/ss	1	0	0	0	0	0	0		
Casey, Joe lf	4	0	1	0	0	3	4	0	3	0	Bellafronto,Nick 3b	4	0	1	0	0	2	2		
McMahan, Kyler rf	2	0	1	0	0	0	0	0	0	0	Wilson,Alec cf	2	0	1	0	0	0	0		
McGarry, Alex ph/rf	3	0	2	1	0	1	0	0	0	0	Miller,Erik p	0	0	0	0	0	0	0		
Gambrell, Grant p	0	0	0	0	0	0	0	1	0	0	Grech,Zach p	0	0	0	0	0	0	0		
Pearce, Dylan p	0	0	0	0	0	0	0	0	0	0	Weiermiller,Austin p	0	0	0	0	0	0	0		
Chamberlain, C. p	0	0	0	0	0	0	0	0	0	0	Palisch,Jacob p	0	0	0	0	0	0	0		
Mulholland, Jake p	0	0	0	0	0	0	0	0	0	0	Totals	29	2	7	2	2	5	27	9	6
Totals	38	5	13	3	6	11	27	12	15											

Score by Innings

	1	2	3	4	5	6	7	8	9	10	R	H	E
Oregon State	2	0	1	0	2	0	0	0	0	0	5	13	0
Stanford	0	0	0	0	1	0	1	0	0	X	2	7	0

DP - OSU 3: STAN 1 - OR - OSU 15: STAN 6 - 2R - HARVEY(4): ARMSTRONG(3): HANDLEY,M(13): HR - TAYLOR(1): HRP -

Oregon State	lg	h	r	er	bb	so	ab	bf	np		Stanford	lg	h	r	er	bb	so	ab	bf	np	
Gambrell, Dylan	5.0	5	0	0	0	4	5	3	7	20	24	81	5	4.0	0	0	0	1	2	8	17
Pearce, Scott	2.0	2	2	0	0	1	8	10	11		Grech,Zach	2.0	2	0	0	0	1	2	8	10	37
Chamberlain,C	1.0	0	0	0	0	0	1	4	14		Weiermiller,Austin	1.1	0	0	0	0	2	1	3	6	20
Muholland, Jake	1.0	0	0	0	0	0	2	2	11		Palisch,Jacob	1.0	0	0	0	0	0	2	2	5	
											Matthiessen,Willi	0.2	3	0	0	0	1	5	5	17	

Win - Gambrell 5(1)-1, Loss - Miller,E 7(2)-5, Score - Muholland (8).

WP - Pearce(1); Miller,E(10), HBP - by Miller,E (Jones); by Grech,Z (Rutschman); by Pearce (Wilson,A); by Chamberlain (Kinamon,D). Inherited runners/scored: Chamberlain 1/0; Muholland 1/0; Grech, Z 1/1; Weiermiller 1/0; Palisch,J 2/0. Pitches/strikes: Gambrell 64/38; Pearce 41/25; Chamberlain 14/6; Muholland 11/8; Miller,E 81/52; Grech,Z 37/24; Weiermiller 20/8; Palisch,J 5/3; Matthiessen 17/11.

2019 Oregon State Baseball
USC at #12 Oregon State
May 23, 2019 at Corvallis, Ore. (Goss Stadium)

USC 2 (24-28-1,12-14-1 Pac-12)

Player	ab	r	h	rbt	bb	so	po	a	lob	avg
Sabol, Blake lf	5	0	1	0	0	1	0	3	.270	
Shockey, Brady rf	4	0	1	0	0	1	4	0	.305	
Acosta, Matthew cf	3	0	1	1	1	1	0	2	.311	
Owens, Clay 1b	4	0	1	0	0	1	6	0	.291	
Thomas, John 1b	0	0	0	0	0	2	0	0	.171	
Stubbs, CJ c	2	1	0	0	0	1	11	1	0	.277
Perez, Brandon. 3b	4	0	0	0	0	1	0	1	0	.257
Ramirez, Ben ss	4	0	0	0	0	1	1	1	.277	
Halsema, Trevor dh	3	1	2	0	1	1	0	0	.306	
Pritchard, Tyler 2b	3	0	2	1	0	0	1	0	.276	
Beller, John p	0	0	0	0	0	0	0	0	-	
Champlain, Chandler p	0	0	0	0	0	0	1	0	-	
Clarke, Chris p	0	0	0	0	0	0	1	0	-	
Totals	32	2	8	2	2	7	27	5	8	

Oregon State 0 (35-17-1,20-7 Pac-12)

Player	ab	r	h	rbt	bb	so	po	a	lob	avg
Phillip, Beau ss	4	0	1	0	0	3	0	0	.311	
Harvey, Jake 2b	2	0	0	0	0	2	0	1	.255	
Taylor, Zak ph	1	0	0	0	0	1	3	0	.133	
Malone, Tyler ph	1	0	0	0	0	0	0	0	.215	
Rutschman, Adley c	2	0	0	0	2	0	7	1	.422	
Claunch, Troy dh	3	0	0	0	0	1	0	0	.264	
Casey, Joe ph	1	0	0	0	0	1	0	0	.276	
Ober, Ryan 1b	3	0	0	0	0	1	2	0	.271	
Zalesky, Zack ph	1	0	0	0	0	0	0	0	.263	
McGarry, Alex lf	4	0	0	0	0	1	4	0	.296	
Jones, Preston cf	3	0	0	0	0	2	3	1	.228	
Armstrong, Andy 3b	3	0	2	0	0	1	2	1	.241	
McMahan, Kyle rf	2	0	0	0	1	0	3	0	.246	
Fehmel, Bryce p	0	0	0	0	0	0	1	1	0	-
Chamberlain, C. p	0	0	0	0	0	0	0	0	-	
Totals	30	0	3	0	3	10	27	7	6	

Score by Innings	1	2	3	4	5	6	7	8	9	R	H	E
USC	0	1	0	0	1	0	0	0	0	2	8	0
Oregon State	0	0	0	0	0	0	0	0	0	0	3	2

E - Philip(4); Harvey(3). LOB - USC 8; OSU 6. 2B - Shockey, B.(10); Phillip(13); Armstrong(4). HBP - Stubbs, C.. SH - Stubbs, C.(4); Pritchard, T(3). SB - Sabol, B.(13).

USC	ip	h	r	er	bb	so	ab	bf	np	era	Oregon State	ip	h	r	er	bb	so	ab	bf	np	era
Beller, John	7.0	3	0	0	3	9	24	27	104	3.86	Fehmel, Bryce	6.1	6	2	0	2	2	22	27	93	3.34
Champlain, Chandler	1.0	0	0	0	0	0	3	3	8	6.40	Chamberlain, C.	2.2	2	0	0	0	5	10	10	49	3.79
Clarke, Chris	1.0	0	0	0	0	1	3	3	10	1.07											

Win - Beller, J. (2-2). Loss - Fehmel (7-3). Save - Clarke, C. (7). WP - Fehmel(2). HBP - by Fehmel (Stubbs, C.). Inherited runners/scored: Chamberlain 1/0. Pitches/strikes: Beller, J. 104/61; Champlain, C 8/5; Clarke, C. 10/8; Fehmel 93/63; Chamberlain 49/33.

Umpires - HP: Adam Dowdy 1B: Jason Rogers 2B: Angel Campos 3B: Nathan White
Start: 6:05pm Time: 2:30 Attendance: 3779
Weather: 73 Degrees, Sunny

2019 Oregon State Baseball
USC at #12 Oregon State
May 25, 2019 at Corvallis, Ore. (Goss Stadium)

USC 5 (25-29-1,13-15-1 Pac-12)											Oregon State 0 (36-18-1,21-8 Pac-12)										
Player	ab	r	h	rbt	bb	so	po	a	lob	avg	Player	ab	r	h	rbt	bb	so	po	a	lob	avg
Sabol, Blake lf	5	1	1	0	0	1	1	0	2	.268	Phillip, Beau ss	3	0	1	0	1	1	3	1	0	.322
Shockey, Brady rf	4	0	0	0	0	0	0	0	0	.295	Rutschman, Adley c	3	0	0	0	1	1	6	1	0	.419
Acosta, Matthew cf	4	1	3	1	0	1	2	0	0	.319	McGarry, Alex lf	3	0	1	0	0	2	2	0	0	.291
Owens, Clay 1b	3	1	0	0	1	7	1	1	1	.275	McMahan, Kyle cf	0	0	0	0	0	0	1	0	0	.246
Thomas, John pr	0	1	0	0	0	0	2	0	0	.171	Zalesky, Zack rf	4	0	0	0	0	2	3	0	2	.222
Stubbs, CJ c	2	0	1	1	1	10	1	0	0	.285	Malone, Tyler dh	2	0	0	0	2	2	0	0	2	.213
Halsema, Trevor dh	2	0	0	0	0	1	0	0	0	.278	Armstrong, Andy 2b	3	0	1	0	0	2	0	3	0	.237
Lozano, Tyler ph	0	0	0	0	0	0	0	0	0	.267	Dukart, Jake ph	1	0	0	0	0	0	0	0	0	.218
Rosas, Emilio ph	1	0	0	0	0	0	0	0	0	.250	Mendoza, George 3b	3	0	1	0	0	0	0	0	0	.223
Ramirez, Ben ss	3	1	1	2	0	1	1	2	0	.273	Casey, Joe cf	4	0	1	0	0	1	3	0	1	.268
Perez, Brandon. 3b	4	0	1	1	0	0	1	2	2	.256	Taylor, Zak 1b	4	0	0	0	0	0	9	0	4	.119
Bushor, Chase 2b	4	0	2	0	0	0	2	2	0	.264	Gambrell, Grant p	0	0	0	0	0	0	0	0	1	-
Hurt, Kyle p	0	0	0	0	0	1	1	0	0	-	Mulholland, Jake p	0	0	0	0	0	0	0	0	2	-
Clarke, Chris p	0	0	0	0	0	0	1	0	0	-	Totals	30	0	5	0	4	11	27	8	9	-
Totals	32	5	9	5	2	6	27	10	5	-											

Score by Innings	1	2	3	4	5	6	7	8	9	R	H	E
USC	0	1	0	0	0	1	0	0	3	5	9	0
Oregon State	0	0	0	0	0	0	0	0	0	0	5	2

E - McGarry(2); Taylor(1). DP - OSU 2. LOB - USC 5; OSU 9. 2B - Sabol, B.(8); Ramirez, B.(11); Bushor, C.(8); Phillip(14); Casey(8). SH - Stubbs, C.(5); Lozano, T.(3); McMahan(9); Mendoza(2). SF - Ramirez, B.(4). CS - Acosta, M.(7).

USC	ip	h	r	er	bb	so	ab	bf	np	era	Oregon State	ip	h	r	er	bb	so	ab	bf	np	era
Hurt, Kyle	7.0	4	0	0	2	9	24	27	109	5.69	Gambrell, Grant	6.0	4	2	2	2	5	20	23	72	2.74
Clarke, Chris	2.0	1	0	0	2	6	9	32	1.03		Mulholland, Jake	3.0	5	3	0	0	1	12	14	41	1.81

Win - Hurt, K. (3-7). Loss - Gambrell (5-2). Save - Clarke, C. (8). Inherited runners/scored: Mulholland 1/0. Pitches/strikes: Hurt, K. 109/69; Clarke, C. 32/17; Gambrell 72/45; Mulholland 41/28.

Umpires - HP: Angel Campos 1B: Nathan White 2B: Adam Dowdy 3B: Jason Rogers
Start: 12:05pm Time: 2:30 Attendance: 4018
Weather: 59 Degrees, Cloudy

2019 Oregon State Baseball
USC at #12 Oregon State
May 24, 2019 at Corvallis, Ore. (Goss Stadium)

USC 2 (24-29-1,12-15-1 Pac-12)											Oregon State 5 (36-17-1,21-7 Pac-12)										
Player	ab	r	h	rbt	bb	so	po	a	lob	avg	Player	ab	r	h	rbt	bb	so	po	a	lob	avg
Sabol, Blake lf	4	0	1	0	0	1	3	0	1	.270	Philip, Beau ss	4	2	3	1	0	1	2	1	0	.321
Shockey, Brady rf	4	1	1	0	0	0	0	0	0	.303	Rutschman, Adley c	3	1	2	2	1	0	6	2	0	.426
Acosta, Matthew cf	4	0	1	0	0	0	2	0	1	.310	McGarry, Alex lf	3	0	0	0	0	3	0	0	1	.290
Owens, Clay 1b	3	0	0	0	1	1	5	0	1	.283	McMahan, Tyler dh	0	0	0	0	0	0	1	0	0	.246
Stubbs, CJ c	3	0	2	1	0	0	12	0	0	.283	Malone, Kier cf	4	1	1	0	0	1	0	0	0	.216
Halsema, Trevor dh	3	0	0	0	1	1	0	0	0	.288	Zalesky, Zack rf	4	1	1	2	0	0	1	0	2	.261
Ramirez, Ben ss	3	0	0	0	0	1	2	1	0	.272	Casey, Joe cf	3	0	0	0	0	3	5	0	0	.269
Rosas, Emilio ph	1	0	1	0	0	0	0	0	0	.254	Armstrong, Andy 2b	3	0	0	0	0	2	3	8	0	.235
Perez, Brandon. 3b	4	1	1	1	0	0	0	1	1	.256	Mendoza, George 3b	2	0	0	0	1	1	0	0	0	.220
Pritchard, Tyler 2b	3	0	1	0	0	1	0	2	1	.279	Harvey, Jake pr	0	0	0	0	0	0	0	0	0	.255
Lunn, Connor p	0	0	0	0	0	0	0	0	0	-	Dukart, Jake 3b	0	0	0	0	0	0	0	0	0	.221
Lambert, Carson p	0	0	0	0	0	0	0	0	0	-	Taylor, Zak 1b	3	0	0	0	0	0	9	0	0	.127
Totals	32	2	8	2	2	5	24	4	6		Pearce, Dylan p	0	0	0	0	0	0	0	1	0	-
											Pfennigs, Jake p	0	0	0	0	0	0	2	0	0	-
											Totals	29	5	7	5	2	11	27	14	3	

Score by Innings	1	2	3	4	5	6	7	8	9	R	H	E
USC	1	0	0	0	1	0	0	0	0	2	8	0
Oregon State	2	0	1	2	0	0	0	0	X	5	7	1

E - Mendoza(4). DP - USC 1; OSU 1. LOB - USC 6; OSU 3. 2B - Pritchard, T(1). HR - Perez, B.(3); Phillip(5); Rutschman(17); Zalesky(1). SH - McMahan(8). SF - Stubbs, C.(2). CS - Stubbs, C.(3).

USC	ip	h	r	er	bb	so	ab	bf	np	era	Oregon State	ip	h	r	er	bb	so	ab	bf	np	era
Lunn, Connor	6.0	5	5	5	1	10	23	24	96	3.69	Pearce, Dylan	7.0	6	2	2	2	3	25	28	100	3.51
Lambert, Carson	2.0	2	0	0	1	1	6	8	34	4.86	Pfennigs, Jake	2.0	2	0	0	0	2	7	7	29	4.51

Win - Pearce (3-2). Loss - Lunn, C. (7-4). Save - Pfennigs (1). Inherited runners/scored: None. Pitches/strikes: Lunn, C. 96/62; Lambert, C. 34/23; Pearce 100/65; Pfennigs 29/20.

Umpires - HP: Jason Rogers 1B: Angel Campos 2B: Nathan White 3B: Adam Dowdy
Start: 6:05pm Time: 2:28 Attendance: 3951
Weather: 57 Degrees, Mostly Sunny



2018 National Champions Beavers Win Third Title

Oregon State returned to Omaha for the second consecutive year and seventh all-time. The Beavers went 6-2 at the College World Series to win their third national championship. OSU defeated Arkansas in three games to win the title. Overall, Oregon State finished the season 55-12-1 and 20-9-1 in Pac-12 Conference play.

Oregon State became just the second team in NCAA history to win six elimination games at the CWS. The Beavers have done it twice after first accomplishing the feat in 2006.

- Oregon State's 55 wins were one shy of the program's record of 56 in 2017. The Beavers finished a two-year stretch going 111-18-1, a winning percentage of .858.
- Oregon State set the single-year CWS record with 93 hits, and batted .327 over eight games.
- Kevin Abel became the first pitcher to win four games at the College World Series, including two in the final series. He was just the fourth pitcher to throw a shutout in a championship game, and the first since 1993.
- Adley Rutschman, named the Most Outstanding Player at the College World Series, set the CWS record with 17 hits in eight games. He batted .408 on the year for the Beavers, the third-best single-season mark in school history.
- Oregon State scored 50 runs in eight CWS games, averaging 7.4 per. The 50 runs are the third-most in a single College World Series.
- Rutschman also broke Michael Conforto's school record (76 in 2012) for RBI with 83.
- Additionally, Rutschman collected 102 hits in 2018, breaking Jacoby Ellsbury's 99 in 2005.
- Trevor Larnach tallied 15 hits during the CWS, tied for second-most behind Rutschman's 17. Larnach finished with 25 total bases during the eight games, fourth-most.
- Oregon State's pitching staff struck out 38 batters during three three games versus Arkansas, snapping Texas' finals-record of 28 in 2009 versus LSU.
- The Beavers hit eight home runs in Omaha to finish with 67 on the year, breaking the 1998 team's 60 for most in a single-season by the Beavers.
- Oregon State also finished with 753 hits, surpassing the 2006 team's record of 684.
- Luke Heimlich led the nation with 16 wins and was second with 159 strikeouts. He was named the College Baseball Foundation's National Pitcher of the Year. Heimlich was also named the Pac-12's Pitcher of the Year for the second consecutive year.
- Cadyn Grenier was recognized as the recipient of the Brooks Wallace Award, given to the nation's top collegiate shortstop. He was also named the Pac-12's Defensive Player of the Year.
- Oregon State set a single-season record with seven players named All-American. They were: Nick Madrigal, Trevor Larnach, Cadyn Grenier, Adley Rutschman, Luke Heimlich, Bryce Fehmel and Jake Mulholland.
- Head coach Pat Casey was named the National Coach of the Year by Collegiate Baseball and the ABCA. He's been named the National Coach of the Year in five different seasons: 2005, 2006, 2007, 2017 and 2018.
- Casey's 900th win came in the CWS Championship clinching victory.
- Oregon State finished the year with a 35-3 record in non-conference games, with only one loss coming during the regular season.
- The Beavers had a school-record three first-round draft selections: Nick Madrigal (fourth overall - Chicago White Sox), Trevor Larnach (20th overall - Minnesota) and Cadyn Grenier (37th overall - Baltimore). Steven Kwan (fifth round - Cleveland), Drew Rasmussen (sixth round - Milwaukee) and Michael Gretler (10th round - Pittsburgh) were also selected.

2018 Roster

No.	Pitchers	Yr.	B-T	Ht.	Wt.	Hometown
23	Kevin Abel	Fr.	R-R	6-1	180	San Diego, Calif.
40	Michael Attalah	Fr.	R-R	6-3	185	Redmond, Wash.
31	Jordan Britton	Jr.	L-L	6-3	207	Caldwell, Idaho
24	Nathan Burns	Fr.	R-R	6-1	175	West Bend, Wis.
34	C. Chamberlain	Fr.	L-L	5-10	165	Reno, Nev.
19	Dakota Donovan	So.	R-R	6-5	227	Washington, Utah
38	Brandon Eisert	So.	L-L	6-2	206	Beaverton, Ore.
26	Bryce Fehmel	Jr.	R-R	6-1	200	Aguora Hills, Calif.
22	Grant Gambrell	So.	L-R	6-4	225	Clovis, Calif.
15	Luke Heimlich	Sr.	L-L	6-1	197	Puyallup, Wash.
37	Jake Mulholland	So.	L-L	6-2	205	Snohomish, Wash.
49	Dylan Pearce	Jr.	R-R	5-9	165	Central Point, Ore.
12	Sam Tweedt	Jr.	R-R	6-3	215	Salem, Ore.
32	Mitchell Verburg	So.	R-R	6-3	204	Lake Oswego, Ore.
45	Cade Warren	Fr.	R-R	6-0	165	Miles City, Mont.
No.	Catchers	Yr.	B-T	Ht.	Wt.	Hometown
17	Troy Claunch	Fr.	R-R	5-11	190	Vacaville, Calif.
35	Adley Rutschman	So.	S-R	6-2	216	Sherwood, Ore.
28	Zack Zalesky	Fr.	L-R	5-10	195	Corvallis, Ore.
No.	Infielders	Yr.	B-T	Ht.	Wt.	Hometown
9	Andy Armstrong	So.	R-R	5-9	175	Salem, Ore.
20	Zach Clayton	Fr.	R-R	6-2	215	Oconomowoc, Wis.
2	Cadyn Grenier	Jr.	R-R	5-11	188	Henderson, Nev.
10	Michael Gretler	Sr.	R-R	6-2	185	Bonney Lake, Wash.
3	Nick Madrigal	Jr.	R-R	5-8	165	Elk Grove, Calif.
7	Tyler Malone	So.	L-R	5-11	180	Roseville, Calif.
1	Kyler McMahan	Fr.	R-R	5-10	165	Seattle, Wash.
18	Ryan Ober	Fr.	R-R	5-11	180	Snohomish, Wash.
16	Zak Taylor	Jr.	R-R	6-2	205	Sherwood, Ore.
No.	Outfielders	Yr.	B-T	Ht.	Wt.	Hometown
29	Jack Anderson	Sr.	L-R	6-2	207	Lake Oswego, Ore.
6	Joe Casey	Fr.	L-L	6-0	175	Corvallis, Ore.
33	Preston Jones	So.	R-R	5-11	193	Vancouver, Wash.
4	Steven Kwan	Jr.	L-L	5-9	170	Fremont, Calif.
11	Trevor Larnach	Jr.	L-R	6-4	210	Pleasant Hill, Calif.
28	Kyle Nobach	Sr.	R-R	5-10	193	Marysville, Wash.
14	Elliot Willy	Fr.	R-R	6-1	190	Bend, Ore.

Head Coach: Pat Casey

Assistant Coach: Pat Bailey

Assistant Coach: Andy Jenkins

Assistant Coach: Nate Yeskie

Undergraduate Assistant Coaches: Ryan Gorton, Ryan Ortiz, Bill Rowe

Director of Operations: Jake Rodriguez

Director of Player Development: Tyler Graham

Athletic Trainer: Jeremy Ainsworth

Strength & Conditioning Coach: Chris Anderson

Administrative Assistant: Morgan Pearson

Managers: Max Anderson, Brad Brown, Robbie Backus, Jared Carr, Patrick Durbin, Randy Le, Eric McLaughlin, Casey Mitchell, Zach Padilla, Mitch Rose, Steven Taylor

Athletic Communications: Hank Hager

Radio Broadcaster: Mike Parker

Video: Kasey Byars



Corvallis Regional

June 1 • Corvallis, Ore.

Northwestern State	3
Oregon State	9

NWST 0 0 0 0 1 0 1 1 0 - 3 6 1
Oregon State 0 0 2 2 0 4 0 1 X - 9 9 1
WP-Fehmel, Bryce (10-1) LP-Heisler, Ridge (7-3)
T-2:50 A-3908
HR NWST-Kunert, Lenni (2); Taylor, Sam (1)
HR OSU-Nobach, Kyle (5); Taylor, Zak (2)

June 2 • Corvallis, Ore.

Oregon State	14
LSU	1

Oregon State 2 0 3 5 0 2 2 0 0 - 14 15 0
LSU 0 0 0 1 0 0 0 0 0 - 1 7 1
WP-Heimlich, Luke (15-1) LP-Hess, Zack (7-6)
T-3:53 A-4009
HR OSU-Madrigal, Nick (3)
HR LSU-Slaughter, Jake (8)

June 3 • Corvallis, Ore.

LSU	0
Oregon State	12

LSU 0 0 0 0 0 0 0 0 0 - 0 3 2
Oregon State 3 2 1 0 0 4 0 2 X - 12 14 0
WP-Abel, Kevin (4-1) LP-Fontenot, Devin (3-1)
T-3:12 A-3915
HR OSU-Kwan, Steven (2); Grenier, Cadyn (4)

Corvallis Super Regional

June 8 • Corvallis, Ore.

Minnesota	1
Oregon State	8

Minnesota 0 0 0 0 0 0 0 1 0 - 1 8 0
Oregon State 3 1 0 2 0 0 2 0 X - 8 11 0
WP-Heimlich, Luke (16-1) LP-Meyer, Reggie (8-4)
T-3:00 A-3960
HR MINN-Hanson, Toby (3)
HR OSU-Larnach, Trevor (18); Rutschman, Adley (7)

June 9 • Corvallis, Ore.

Oregon State	6
Minnesota	3

Oregon State 1 0 0 0 1 0 0 1 3 - 6 13 0
Minnesota 0 0 1 1 1 0 0 0 0 - 3 8 0
WP-Chamberlain, Christian (3-0)
SV-Mulholland, Jake (15)
LP-Meyer, Max (2-3)
T-3:58 A-4025

College World Series

June 16 • Omaha, Neb.

North Carolina	8
Oregon State	6

UNC 0 1 5 0 0 0 2 0 0 - 8 11 0
Oregon State 1 0 3 0 0 0 2 0 0 - 6 13 3
WP-O'Brien, Caden (7-0)
SV-Criswell, Cooper (1)
LP-Heimlich, Luke (16-2)
T-4:24 A-21628

2018 Postseason Statistics

Player	AVG	G/GS	AB	R	H	RBI	2B	3B	HR	BB	SO	SB-ATT	SLG	OBA
Casey, Joe	.500	4/0	2	0	1	1	0	0	0	0	0	0-0	.500	.500
Rutschman, Adley	.472	13/13	53	12	25	20	6	0	3	9	10	0-0	.755	.548
Larnach, Trevor	.442	13/13	52	20	23	13	6	1	2	10	16	1-1	.712	.532
Jones, Preston	.375	6/1	8	2	3	2	1	0	0	0	4	0-0	.500	.375
Kwan, Steven	.371	11/8	35	7	13	7	0	1	1	4	5	1-1	.514	.450
Madrigal, Nick	.311	13/13	61	13	19	7	3	0	1	4	2	6-7	.410	.364
Nobach, Kyle	.302	13/13	43	7	13	15	3	0	2	6	14	0-1	.512	.412
Taylor, Zak	.300	13/13	40	7	12	9	2	1	1	3	9	0-0	.475	.391
Anderson, Jack	.289	13/10	38	7	11	7	2	0	0	4	14	0-1	.342	.400
Gretler, Michael	.280	13/13	50	12	14	11	1	1	0	6	12	0-0	.340	.373
Malone, Tyler	.269	9/7	26	5	7	8	0	0	3	8	8	0-0	.615	.457
Grenier, Cadyn	.255	13/13	55	13	14	5	2	0	2	7	14	1-1	.400	.359
Armstrong, Andy	.000	5/0	2	1	0	0	0	0	0	0	0	0-0	.000	.333
Clayton, Zach	.000	1/0	0	1	0	0	0	0	0	0	0	0-0	.000	.000
Ober, Ryan	.000	1/0	0	1	0	0	0	0	0	0	0	0-0	.000	.000
Claunch, Troy	.000	2/0	0	0	0	0	0	0	0	0	0	0-0	.000	.000
Totals	.333	13/13	465	108	155	105	26	4	15	61	108	9-12	.503	.427
Pitcher	ERA	W-L	SV	G/GS	CG	SH	IP	H	R	ER	BB	SO	AVG	HR
Pearce, Dylan	0.00	0-0	0	3/0	0	0	2.1	2	0	0	0	1	.222	0
Tweedt, Sam	0.00	0-0	0	2/0	0	0	1.1	2	0	0	1	1	.333	0
Abel, Kevin	0.62	5-0	0	5/3	1	1	29.0	10	2	2	8	31	.105	0
Mulholland, Jake	1.00	1-0	2	6/0	0	0	9.0	4	1	1	4	9	.143	0
Eisert, Brandon	1.76	1-0	0	4/0	0	0	15.1	11	4	3	2	16	.200	0
Chamberlain, C.	2.31	1-0	0	4/0	0	0	11.2	6	3	3	8	20	.143	1
Fehmel, Bryce	4.63	1-0	0	5/5	0	0	23.1	24	13	12	7	19	.273	2
Heimlich, Luke	4.68	2-2	0	5/5	0	0	25.0	26	15	13	7	20	.271	2
Totals	2.62	11-2	2	13/13	1	1	117.0	85	38	34	37	117	.203	5

June 18 • Omaha, Neb.

Oregon State	14
Washington	5

Oregon State 0 0 0 0 4 1 4 5 0 - 14 16 1
Washington 0 0 3 0 2 0 0 0 0 - 5 9 1
WP-Abel, Kevin (5-1) LP-Hardy, Alex (5-4)
T-3:53 A-16881
HR OSU-Nobach, Kyle (6); Malone, Tyler (6)

June 20 • Omaha, Neb.

Oregon State	11
North Carolina	6

Oregon State 2 0 1 0 0 0 0 4 4 - 11 13 2
UNC 0 0 3 0 1 2 0 0 0 - 6 10 1
WP-Mulholland, Jake (2-2) LP-Daniels, Brett (6-1)
T-3:56 A-21569
HR OSU-Grenier, Cadyn (6); Rutschman, Adley (8); Malone, Tyler (7)
HR UNC-Datres, Kyle (7)

June 22 • Omaha, Neb.

Mississippi State	2
Oregon State	12

Miss. State 1 0 1 0 0 0 0 0 0 - 2 5 0
Oregon State 1 5 0 1 0 0 4 1 X - 12 15 1
WP-Eisert, Brandon (5-3)
LP-Billingsley, Jacob (5-4)
T-3:54 A-21002

June 23 • Omaha, Neb.

Oregon State	5
Mississippi State	2

Oregon State 0 0 5 0 0 0 0 0 0 - 5 8 1
Miss. State 0 0 1 0 0 0 0 0 1 - 2 4 0
WP-Abel, Kevin (6-1)
LP-Small, Ethan (5-4)
T-3:02 A-21821
HR OSU-Malone, Tyler (8)

June 26 • Omaha, Neb.

Arkansas	4
Oregon State	1

Arkansas 0 0 0 0 4 0 0 0 0 - 4 5 0
Oregon State 0 1 0 0 0 0 0 0 0 - 1 9 1
WP-Knight, Blaine (14-0)
SV-Cronin, Matt (14)
LP-Heimlich, Luke (16-3)
T-3:52 A-25321

June 27 • Omaha, Neb.

Oregon State	5
Arkansas	3

Oregon State 0 0 0 1 1 0 0 0 3 - 5 12 1
Arkansas 0 1 0 0 2 0 0 0 0 - 3 7 1
WP-Abel, Kevin (7-1)
SV-Mulholland, Jake (16)
LP-Cronin, Matt (2-2)
T-4:07 A-25580
HR OSU-Rutschman, Adley (9); Larnach, Trevor (19)

June 28 • Omaha, Neb.

Arkansas	0
Oregon State	5

Arkansas 0 0 0 0 0 0 0 0 0 - 0 2 1
Oregon State 2 0 1 0 1 0 0 0 X - 5 7 0
WP-Abel, Kevin (8-1)
LP-Campbell, Isaiah (5-7)
T-3:05 A-19323



2017 CWS Participants OSU Visits CWS For 6th Time

The Oregon State baseball team returned to Omaha in 2017 for the first time since 2013 and sixth time overall. The champions of the Pac-12 Conference - for the third time since the league added Utah and emerged from the Pac-10 - posted a 49-4 record in the regular season and finished the year 56-6 after going 2-2 at TD Ameritrade Park.

The Beavers set the conference record with a 27-3 mark in Pac-12 play, and saw three major award winners. Nick Madrigal was named the Pac-12's Player and Defensive Player of the Year, becoming just the second player to accomplish that feat in the past 20 seasons. Luke Heimlich ended the season with a school-record 0.76 earned run average, leading the nation, and was named the conference's Pitcher of the Year. And Pat Casey, after guiding the team to the 49 wins in league play, was named the Pac-12's Coach of the Year.

- The 56 wins surpassed the 2013 team's record (52) for wins at OSU. The 2017 team's .903 winning percentage tied for the fourth-best single-season mark in NCAA Division I history.

- Oregon State swept through its first five games of the postseason, defeating Yale and Holy Cross at the Corvallis Regional before defeating Vanderbilt twice at the Corvallis Super Regional. The Beavers trailed for just half an inning in those five games, and outscored opponents, 44-9, entering the College World Series.

- Oregon State hit .299 as a team in the postseason, and the pitching staff finished with a 2.47 ERA. Steven Kwan, who was named the Most Outstanding Player at the Corvallis Regional, batted .424, while Nick Madrigal hit .394. Jake Thompson and Bryce Fehmel each earned two postseason victories.

- Offensively, the Beavers walked 49 times in nine postseason games, and were struck out only 60 times. By comparison, OSU pitchers struck out 73, walked 26 and limited opponents to 53 hits in 80 innings for an average of .186.

- Oregon State posted two 23-game win streaks, tying for the longest in school history. The first broke the then-school record of 18 games set in 1951 and 1962. The Beavers lost consecutive games just once.

- OSU outscored opponents, 136-49, during the first 23-game win streak. During the second, the Beavers scored 158 runs, holding opponents to 41.

- The club posted a school-record 31 wins at home, doing so in just 32 games. The team's lone loss came at the hands of USC, 7-5, in 10 innings.

- The Beavers averaged 3,261 fans per home date at Goss Stadium at Coleman Field, a single-season school record that ranked 19th overall in 2017, and second in the Pac-12. Oregon State surpassed the 100,000 mark for the first time in school history, totaling 101,090.

- The Oregon State pitching staff set a new school record for lowest ERA, at 1.93. That led the nation and by almost three-fourths of a run. Oregon State also led the nation with a 0.98 WHIP, and was the only school to post a mark shy of 1.00.

- Jake Thompson was named a unanimous First-Team All-American after leading the nation with 14 wins, which tied for the Oregon State single-season record. He also placed in the top 20 nationally with a 1.96 ERA.

- Nick Madrigal was a unanimous All-American as well, earning first, second and third-team honors. Heimlich and freshman Jake Mulholland each picked up at least one All-American recognition. Mulholland and Brandon Eisert were also named Freshman All-Americans.

- Oregon State was ranked first by Collegiate Baseball for 12 consecutive weeks entering the postseason, setting a record for the publication that started in 1959.

- The Beavers saw five players selected in the MLB First-Year Player Draft: Drew Rasmussen, KJ Harrison, Jake Thompson, Michael Gretler and Max Engelbrekt.

2017 Roster

No.	Pitchers	Yr.	B-T	Ht.	Wt.	Hometown
31	Jordan Britton	So.	L-L	6-3	204	Caldwell, Idaho
18	Scotland Church	Sr.	R-R	5-9	190	Lubbock, Texas
19	Dakota Donovan	Fr.	R-R	6-6	219	Washington, Utah
37	Brandon Eisert	Fr.	L-L	6-0	180	Beaverton, Ore.
34	Max Engelbrekt	Sr.	L-L	6-3	204	Seattle, Wash.
26	Bryce Fehmel	So.	R-R	6-1	195	Aguora Hills, Calif.
22	Grant Gambrell	Fr.	R-R	6-4	220	Clovis, Calif.
15	Luke Heimlich	Jr.	L-L	6-1	197	Puyallup, Wash.
23	Mitch Hickey	Jr.	R-R	6-0	184	Morgan Hill, Calif.
20	Christian Martinek	So.	L-L	6-4	234	Beaverton, Ore.
38	Jake Mulholland	Fr.	L-L	6-2	190	Snohomish, Wash.
40	Tommy Paul	So.	R-R	6-6	206	Sherwood, Ore.
25	Drew Rasmussen	So.	R-R	6-2	225	Spokane, Wash.
44	Jake Thompson	Jr.	R-R	6-2	201	Florence, Ore.
12	Sam Tweedt	So.	R-R	6-3	216	Salem, Ore.
32	Mitchell Verburg	Fr.	R-R	6-2	186	Lake Oswego, Ore.
No.	Catchers	Yr.	B-T	Ht.	Wt.	Hometown
35	Adley Rutschman	Fr.	S-R	6-2	208	Sherwood, Ore.
16	Zak Taylor	So.	R-R	6-2	204	Sherwood, Ore.
28	Zack Zalesky	Fr.	L-R	5-9	189	Corvallis, Ore.
No.	Infielders	Yr.	B-T	Ht.	Wt.	Hometown
30	Andy Armstrong	Fr.	R-R	5-9	168	Salem, Ore.
17	Andy Atwood	So.	R-R	6-1	170	Everett, Wash.
1	Christian Donahue	Jr.	S-R	5-7	167	Mililani, Hawai'i
2	Cadyn Grenier	So.	R-R	5-10	185	Henderson, Nev.
10	Michael Gretler	Jr.	R-R	6-2	175	Bonney Lake, Wash.
24	KJ Harrison	Jr.	R-R	6-0	209	Kailua, Hawai'i
3	Nick Madrigal	So.	R-R	5-7	161	Elk Grove, Calif.
7	Tyler Malone	Fr.	L-R	5-10	183	Roseville, Calif.
13	George Mendazona	Fr.	L-R	5-11	176	Redmond, Ore.
No.	Outfielders	Yr.	B-T	Ht.	Wt.	Hometown
29	Jack Anderson	Jr.	L-R	6-2	208	Lake Oswego, Ore.
9	Elliott Cary	So.	L-R	6-2	188	Niceville, Fla.
6	Joe Casey	Fr.	L-L	6-0	167	Corvallis, Ore.
33	Preston Jones	Fr.	R-R	5-11	185	Vancouver, Wash.
4	Steven Kwan	So.	L-L	5-8	169	Fremont, Calif.
11	Trevor Larnach	So.	L-R	6-4	213	Pleasant Hill, Calif.
14	Elliot Willy	Fr.	R-R	6-3	187	Bend, Ore.

Head Coach: Pat Casey

Assistant Coach: Pat Bailey

Assistant Coach: Andy Jenkins

Assistant Coach: Nate Yeskie

Undergraduate Assistant Coaches: Kavin Keyes, Ryan Ortiz, Andy Peterson

Director of Operations: Ron Northcutt

Director of Player Development: Tyler Graham

Assistant Coordinator of Camps: Jake Rodriguez

Athletic Trainer: Jeremy Ainsworth

Strength & Conditioning Coach: Chris Anderson

Administrative Assistant: Morgan Pearson

Managers: Max Anderson, Robbie Backus, Eric Benedetti, Jared Carr, Randy Le, Eric McLaughlin, Zach Padilla, Mitch Rose

Athletic Communications: Hank Hager

Radio Broadcaster: Mike Parker

Video: Kasey Byars



Corvallis Regional

June 2 • Corvallis, Ore.

Holy Cross 2
Oregon State 8

Holy Cross 0 0 0 0 1 0 0 0 1 - 2 6 1
Oregon State 0 0 2 0 0 3 2 1 X - 8 13 2
WP-Thompson, Jake (13-0)
LP-King, Brendan (5-7)
T-3:08 A-3508
HR OSU-Gretler, Michael (3)

June 3 • Corvallis, Ore.

Oregon State 11
Yale 0

Oregon State 2 0 2 1 0 6 0 0 0 - 11 16 1
Yale 0 0 0 0 0 0 0 0 0 - 0 2 1
WP-Heimlich, Luke (11-1)
LP-Brodokowitz, Eric (6-3)
T-2:49 A-3474

June 4 • Corvallis, Ore.

Yale 1
Oregon State 8

Yale 1 0 0 0 0 0 0 0 0 - 1 10 2
Oregon State 1 0 5 0 2 0 0 0 X - 8 12 1
WP-Eisert, Brandon (5-0)
LP-Espig, Thomas (1-1)
T-3:19 A-3456
HR OSU-Gretler, Michael (4)

Corvallis Super Regional

June 9 • Corvallis, Ore.

Vanderbilt 4
Oregon State 8

Vanderbilt 0 3 0 0 0 0 1 0 0 - 4 8 1
Oregon State 3 2 0 0 1 0 0 2 X - 8 10 0
WP-Thompson, Jake (14-0)
LP-Raby, Patrick (10-4)
T-3:09 A-3737
HR VU-Toffey, Will (12)
HR OSU-Harrison, KJ (7)

June 10 • Corvallis, Ore.

Oregon State 9
Vanderbilt 2

Oregon State 0 0 4 0 0 0 3 2 0 - 9 12 1
Vanderbilt 0 0 0 0 0 2 0 0 0 - 2 5 1
WP-Fehmel, Bryce (5-2)
LP-Wright, Kyle (5-6)
T-3:00 A-3734
HR OSU-Harrison, KJ (8)

2017 Postseason Statistics

Player	AVG	G/GS	AB	R	H	RBI	2B	3B	HR	BB	SO	SB-ATT	SLG	OBA
Jones, Preston	.000	4/0	3	1	2	1	1	0	0	0	0	0-0	1.000	.667
Kwan, Steven	.424	9/9	33	12	14	5	1	0	0	8	3	2-3	.455	.524
Madrigal, Nick	.394	9/9	33	6	13	9	2	0	0	7	3	1-3	.455	.476
Larnach, Trevor	.343	9/9	35	6	12	12	2	0	0	7	9	1-1	.400	.452
Donahue, Christian	.333	3/3	9	2	3	0	0	0	0	1	1	0-0	.333	.400
Cary, Elliott	.300	6/3	10	1	3	0	1	0	0	2	3	0-0	.400	.417
Harrison, KJ	.297	9/9	37	7	11	14	1	0	4	4	9	0-0	.649	.357
Gretler, Michael	.286	9/9	35	10	10	6	3	0	3	3	7	0-0	.629	.359
Grenier, Cadyn	.286	9/9	28	6	8	7	1	1	0	4	7	1-2	.393	.371
Rutschman, Adley	.206	9/9	34	9	7	4	1	0	0	3	6	1-1	.235	.289
Malone, Tyler	.200	5/3	10	2	2	0	1	0	0	4	5	1-1	.300	.429
Anderson, Jack	.152	9/9	33	3	5	3	0	0	1	6	6	0-0	.242	.333
Mendazona, George	.000	1/0	1	0	0	0	0	0	0	0	1	0-0	.000	.000
Armstrong, Andy	.000	1/0	0	0	0	0	0	0	0	0	0	0-0	.000	.000
Taylor, Zak	.000	4/0	0	0	0	0	0	0	0	0	0	0-0	.000	.000
Totals	.299	9/9	301	65	90	61	14	1	8	49	60	7-11	.432	.401

Pitcher	ERA	W-L	SV	G/GS	CG	SH	IP	H	R	ER	BB	SO	AVG	HR
Mulholland, Jake	0.00	1-0	0	4/0	0	0	7.0	4	1	0	2	7	.160	0
Heimlich, Luke	0.00	1-0	0	1/1	0	0	7.0	2	0	0	1	8	.091	0
Tweedt, Sam	0.00	0-0	0	3/0	0	0	4.0	2	0	0	1	4	.154	0
Engelbrekt, Max	0.00	0-0	0	2/0	0	0	2.2	1	0	0	4	3	.125	0
Eisert, Brandon	1.80	1-0	0	2/0	0	0	5.0	5	1	1	3	5	.238	1
Rasmussen, Drew	1.93	0-0	1	3/1	0	0	9.1	8	2	2	1	9	.222	1
Fehmel, Bryce	2.79	2-1	0	3/3	1	0	19.1	11	7	6	5	14	.164	2
Thompson, Jake	4.56	2-1	0	4/4	0	0	25.2	20	13	13	9	23	.215	3
Totals	2.47	7-2	1	9/9	1	1	80.0	53	24	22	26	73	.186	7

College World Series

June 17 • Omaha, Neb.

Cal State Fullerton 5
Oregon State 6

CSF 3 0 0 2 0 0 0 0 0 - 5 3 2
Oregon State 0 1 0 0 0 4 0 1 X - 6 11 0
WP-Mulholland, Jake (7-1)
SV-Rasmussen, Drew (2)
LP-Workman, Blake (6-3)
T-3:28 A-22656
HR CSF-Richards, Timmy (5)

June 19 • Omaha, Neb.

Oregon State 13
LSU 1

Oregon State 1 0 0 0 2 5 3 2 0 - 13 11 1
LSU 0 0 0 0 0 1 0 0 - 1 4 2
WP-Fehmel, Bryce (6-2)
LP-Walker, Eric (8-2)
T-3:42 A-24874
HR OSU-Harrison, KJ (9)
HR LSU-Watson, Zach (9)

June 23 • Omaha, Neb.


LSU 3
Oregon State 1

LSU 0 2 0 0 0 0 1 0 0 - 3 7 0
Oregon State 0 0 1 0 0 0 0 0 0 - 1 2 0
WP-Lange, Alex (10-5)
SV-Hess, Zack (4)
LP-Thompson, Jake (14-1)
T-3:09 A-21257
HR LSU-Smith, Josh (5)

June 24 • Omaha, Neb.

Oregon State 1
LSU 6

Oregon State 0 0 0 0 0 0 1 0 - 1 3 0
LSU 0 3 1 1 0 1 0 0 X - 6 8 0
WP-Gilbert, Caleb (7-1)
LP-Fehmel, Bryce (6-3)
T-2:40 A-15618
HR OSU-Gretler, Michael (5)
HR LSU-Jordan, Beau (4); Papierski, Michael 2 (11)





2013 CWS Participants Beavers Return To Omaha

The Oregon State baseball team returned to Omaha in 2013 after a five-year hiatus from the College World Series. The Beavers made the trip on the strength of an incredibly strong pitching staff and a balanced offense.

Much like past seasons, the Beavers relied heavily on a Northwest flavor with its roster. Twenty players on the team's 35-man roster hailed from either Washington or Oregon, including all three of the team's weekend starters, Matt Boyd, Ben Wetzler and Andrew Moore.

The Beavers broke the school record for victories with 52, won the Pac-12 Conference with a 24-6 record and advanced to the World Series after hosting both the Corvallis Regional and Corvallis Super Regional.

- Oregon State played its first ever games at TD Ameritrade Park Omaha, going 2-2. The two victories gave the Beavers 13 all-time wins in Omaha, with each belonging to head coach Pat Casey.

- Oregon State batted .290 during the postseason and finished with a 3.00 earned run average. Kevin Keyes paced OSU with a .357 batting average and Michael Conforto set the OSU single postseason record with six doubles. Ben Wetzler was stellar for the Beavers on the mound, posting a 3-0 record and 2.74 ERA. He, Matt Boyd and Andrew Moore combined to pitch in 76 of the team's 90 postseason innings (84.4 percent) and tallied a 6-2 record.

- Matt Boyd recorded the Beavers' first-ever complete-game effort at the College World Series in his last collegiate appearance when he shut out Indiana in a 1-0 win over June 19. It was just the 18th all-time 1-0 game at the College World Series, and the first since 1985.

- Oregon State's 52 victories surpassed the 2006 club's school-record 50-win season. The Beavers' 2013 winning percentage of .800 was the best mark in modern OSU history and led the Pac-12 Conference. The 52 wins is also the most by a Pac-12 school since Arizona State won 52 in 2010.

- The Beavers stretched their program record postseason appearances to five and in eight of the last nine seasons. Oregon State has made four NCAA College World Series appearances during that stretch.

- Oregon State won its third league title under head coach Pat Casey and did so with a 24-6 record. The 24 wins is the most by a league team since the then-Pac-10 unified prior to the 1999 season. The 24 wins is the most since USC won the Pac-10 South in 1996.

- Michael Conforto was named the Pac-12's Player of the Year and Andrew Moore earned Freshman of the Year honors. Both were also named All-Americans, as was Matt Boyd, giving the Beavers three in a year for just the second time in school history (the first coming in 2006).

- Moore was named a first-team All-American, becoming the first true freshman in OSU history to pick up the honor. Conforto, meanwhile, became just the fifth player in school history to record back-to-back All-American seasons.

- The Beavers lost consecutive games just once, in a doubleheader against Washington on April 20. Oregon State opened the year with 15 consecutive wins, and later had a 12-game win streak that began the day after the doubleheader loss. Oregon State headed into the postseason with 16 wins in its last 18 games.

- OSU finished with the nation's second-lowest ERA at 2.28, which also led the Pac-12 and set a new school record for best ERA. The Beavers also led the Pac-12 with a .217 batting average against and were second in fewest hits allowed at 454 and fifth in fewest walks allowed at 173, just 15 behind the Pac-12's leader.

- Oregon State found itself in the top 10 every weekend according to Baseball America. The Beavers were outside the top 10 just twice according to the other four major polls.

2013 Roster

No.	Pitchers	Yr.	B-T	Ht.	Wt.	Hometown
29	Clay Bauer	Jr.	R-R	6-6	211	Livermore, Calif.
31	Matt Boyd	Sr.	L-L	6-3	217	Mercer Island, WA
22	Cole Brocker	Sr.	R-R	6-2	219	Appleton, Wis.
36	Tony Bryant	Sr.	R-R	6-7	221	Kennewick, Wash.
41	Dan Child	Jr.	R-R	6-5	225	Rocklin, Calif.
19	Max Engelbrekt	Fr.	L-L	6-3	197	Seattle, Wash.
11	Jace Fry	So.	L-L	6-0	194	Beaverton, Ore.
18	Brandon Jackson	Jr.	R-R	6-0	185	Roseburg, Ore.
23	Andrew Moore	Fr.	R-R	5-11	180	Eugene, Ore.
25	Tyler Panton	Jr.	L-L	6-4	201	Bakersfield, Calif.
44	Zack Reser	So.	L-L	6-1	201	Beaverton, Ore.
37	Carlos Rodriguez	So.	L-L	6-1	205	Kapolei, Hawaii
24	Scott Schultz	Jr.	R-R	6-3	211	Gig Harbor, Wash.
26	Taylor Starr	Sr.	R-R	6-2	210	Longview, Wash.
28	Ben Wetzler	Jr.	L-L	6-1	209	Clackamas, Ore.
No.	Catchers	Yr.	B-T	Ht.	Wt.	Hometown
50	Beau Day	Jr.	R-R	6-0	230	Gresham, Ore.
6	Nate Esposito	So.	R-R	5-10	190	Granite Bay, Calif.
13	Jake Rodriguez	Jr.	R-R	5-9	200	Elk Grove, Calif.
No.	Infielders	Yr.	B-T	Ht.	Wt.	Hometown
15	Jerad Casper	Jr.	R-R	6-0	204	Maple Valley, WA
16	Gabe Clark	Fr.	R-R	6-0	210	Riverside, Calif.
9	Danny Hayes	Sr.	L-R	6-4	209	Rancho Murieta, CA
3	Kavin Keyes	Jr.	S-R	5-11	200	Sandy, Utah
7	Paul Martinez	Fr.	L-R	5-10	170	Riverside, Calif.
14	Andy Peterson	Jr.	R-R	5-10	170	La Palma, Calif.
1	Tyler Smith	Sr.	R-R	6-0	194	Thousand Oaks, CA
No.	Outfielders	Yr.	B-T	Ht.	Wt.	Hometown
33	Ryan Barnes	Sr.	R-R	5-11	205	West Linn, Ore.
8	Michael Conforto	So.	L-R	6-2	215	Woodinville, Wash.
10	Dylan Davis	So.	R-R	6-0	210	Redmond, Wash.
4	Max Gordon	Sr.	L-L	5-8	170	Ashland, Ore.
40	Jeff Hendrix	Fr.	L-R	5-11	181	Corvallis, Ore.
30	Ryan Howell	So.	R-R	5-10	200	Brentwood, Calif.
17	Joey Jansen	So.	L-L	5-11	175	Kennewick, Wash.
35	Joey Matthews	Sr.	R-R	5-10	193	Vacaville, Calif.
12	Nick Rulli	Jr.	R-R	6-1	185	Lake Oswego, Ore.
20	Zane Yanzick	So.	R-R	6-3	198	Beaverton, Ore.

Head Coach: Pat Casey

Assistant Coach: Pat Bailey

Assistant Coach: Andy Jenkins

Assistant Coach: Nate Yeskie

Undergraduate Assistant Coaches: Dallas Buck, Dylan Jones

Director of Operations: Ron Northcutt

Assistant Director of Operations: Patrick McLaughlin

Athletic Trainer: David Stricklin

Managers: Ryley Croghan, Peyton Gastellum, Brian Richardson

Athletic Communications: Hank Hager

Radio Broadcaster: Mike Parker

Video: Jeff Taylor



Corvallis Regional

May 31 • Corvallis, Ore.

UTSA	4
Oregon State	5

UTSA 1 0 0 0 0 1 1 1 0 - 4 6 1
Oregon State 0 0 0 1 0 2 0 0 2 - 5 9 2
WP-Engelbrekt, Max (5-1)
LP-Sims, Matt (6-3)
T-3:37 A-3222

June 1 • Corvallis, Ore.

Oregon State	3
UC Santa Barbara	2

Oregon State 0 1 0 0 0 1 0 0 1 - 3 10 0
UCSB 0 1 1 0 0 0 0 0 0 - 2 5 2
WP-Moore, Andrew (13-1)
SV-Engelbrekt, Max (5)
LP-Mahle, Greg (7-5)
T-3:23 A-3535
HR OSU - Barnes, Ryan

June 2 • Corvallis, Ore.

Oregon State	6
Texas A&M	1

Oregon State 0 0 0 0 1 0 2 0 3 - 6 14 0
Texas A&M 1 0 0 0 0 0 0 0 0 - 1 4 2
WP-Wetzler, Ben (8-1)
LP-Jester, Jason (3-4)
T-3:02 A-3362

Corvallis Super Regional

June 8 • Corvallis, Ore.

Kansas State	6
Oregon State	2

10 Innings

Kansas State 0 0 0 0 0 1 0 0 1 4 - 6 13 1
Oregon State 0 0 0 2 0 0 0 0 0 0 - 2 7 2
WP-Matthys, Jake (9-1)
LP-Fry, Jace (0-1)
T-3:48 A-3574

June 9 • Corvallis, Ore.

Oregon State	12
Kansas State	4

Oregon State 5 2 2 0 1 0 1 0 1 -12 21 1
Kansas State 0 1 0 2 0 0 0 0 1 - 4 6 1
WP-Moore, Andrew (14-1)
LP-McFadden, Blake (6-3)
T-3:28 A-3602
HR OSU-Conforto, Michael (11); Davis, Dylan (5)
HR KSU-King, Jared (7)

June 10 • Corvallis, Ore.

Oregon State	4
Kansas State	3

Oregon State 0 2 0 1 1 0 0 0 0 - 4 6 0
Kansas State 0 0 0 0 1 0 0 2 - 3 11 2
WP-Wetzler, Ben (9-1)
SV-Boyd, Matt (1)
LP-Matthys, Jake (9-2)
T-3:25 A-3564
HR OSU-Hayes, Danny (6)

2013 Postseason Statistics

Player	AVG	G/GS	AB	R	H	RBI	2B	3B	HR	BB	SO	SB-ATT	SLG	OBA
Matthews, Joey	.500	2/0	2	1	1	0	1	0	0	0	0	0-0	1.000	.000
Keyes, Kevin	.357	10/10	42	6	15	4	1	1	0	1	6	1-1	.429	.364
Smith, Tyler	.318	10/10	44	6	14	5	3	0	0	5	4	0-0	.386	.388
Barnes, Ryan	.317	10/10	41	6	13	4	1	0	1	2	4	1-1	.415	.364
Conforto, Michael	.310	10/10	42	6	13	5	6	0	2	4	10	0-1	.595	.396
Peterson, Andy	.293	10/10	41	8	12	2	0	0	0	0	4	3-3	.293	.310
Davis, Dylan	.286	10/10	42	7	12	8	2	0	1	3	7	1-2	.405	.362
Hayes, Danny	.263	10/10	38	5	10	8	3	0	1	6	8	0-0	.421	.378
Hendrix, Jeff	.250	4/1	4	0	1	0	0	0	0	0	0	0-0	.250	.250
Rodriguez, Jake	.235	10/10	34	1	8	4	2	0	0	6	10	0-1	.294	.357
Gordon, Max	.167	9/9	24	3	4	3	0	0	0	3	3	1-1	.167	.286
Jansen, Joey	.000	1/0	1	0	0	0	0	0	0	0	1	0-0	.000	.000
Totals	.290	10/10	355	49	103	43	19	1	5	30	57	7-10	.392	.359

Pitcher	ERA	W-L	SV	G/GS	CG	SH	IP	H	R	ER	BB	SO	AVG	HR
Engelbrekt, Max	0.00	1-0	1	3/0	0	0	3.0	0	0	0	2	3	.000	0
Starr, Taylor	0.00	0-0	0	1/0	0	0	0.2	1	0	0	1	0	.500	0
Schultz, Scott	1.69	0-0	0	5/0	0	0	5.1	2	1	0	0	3	.292	0
Boyd, Matt	1.80	1-1	1	5/3	1	1	25.0	17	5	5	9	24	.202	0
Wetzler, Ben	2.74	3-0	0	3/3	1	0	23.0	21	7	7	11	21	.256	0
Moore, Andrew	3.86	2-1	0	4/4	0	0	28.0	26	14	12	7	17	.255	2
Fry, Jace	5.40	0-1	0	2/0	0	0	5.0	6	3	3	0	1	.316	0
Child, Dan	99.00	0-0	0	1/0	0	0	0.0	2	2	2	1	0	1.000	0
Totals	3.00	7-3	2	10/10	2	1	90.0	80	33	30	31	69	.246	2

College World Series

June 15 • Omaha, Neb.

Mississippi State	5
Oregon State	4

Miss. State 0 3 0 0 0 0 0 2 0 - 5 8 2
Oregon State 2 0 0 1 1 0 0 0 0 - 4 10 1
WP-Mitchell, Ross (13-0)
SV-Holder, Jonathan (19)
LP-Boyd, Matt (10-4)
T-3:10 A-24473

June 17 • Omaha, Neb.

Louisville	4
Oregon State	11

Louisville 0 0 0 0 1 0 3 0 0 - 4 12 4
Oregon State 0 0 3 7 0 0 1 0 X - 11 11 1
WP-Wetzler, Ben (10-1)
LP-Thompson, Jeff (11-2)
T-3:30 A-18980

June 19 • Omaha, Neb.


Oregon State	1
Indiana	0

Oregon State 0 0 0 1 0 0 0 0 0 - 1 7 0
Indiana 2 0 0 0 0 0 0 0 0 - 0 4 0
WP-Boyd, Matt (11-4)
LP-Slegers, Aaron (9-2)
T-2:45 A-26035

June 21 • Omaha, Neb.

Oregon State	1
Mississippi State	4

Oregon State 0 0 0 0 1 0 0 0 0 - 1 8 1
Miss. State 0 0 0 1 3 0 0 0 0 - 4 11 0
WP-Graveman, Kendall (8-5)
SV-Holder, Jonathan (21)
LP-Moore, Andrew (14-2)
T-2:32 A-18868
HR MSU-Renfroe, Hunter





2007 National Champions Beavers Go Back-To-Back

The 2007 season was a special year for the Oregon State baseball team. The Beavers became just the fifth NCAA team to win back-to-back titles, and did so on the heels of their third consecutive trip to the College World Series in Omaha.

Oregon State was led by two of the most recognizable players in school history in Mitch Canham and Darwin Barney. OSU was buoyed on the mound by Mike Stutes, who ended the season with 12 victories - three came in the postseason, including two in the College World Series. The Beavers were blessed with a cast of players that included Joe Paterson, Daniel Turpen, Eddie Kunz, Jordan Lennerton, John Wallace, Joey Wong and others, who truly embraced the team concept and helped deliver spectacular performances throughout the College World Series and the postseason.

The Beavers swept through the postseason, going 11-1 en route to their second straight national championship.

- Oregon State trailed for just one inning during the College World Series, which consisted of a little less than 45 full innings for the Beavers. North Carolina held a 1-0 lead after one inning in the final game, but the Beavers answered back with three runs in the second to help boost them to the 9-3 win.

- Oregon State became the first team ever to win four straight CWS games by at least six runs. The Beavers' closest victory came in their first game, a 3-2 victory over Cal State Fullerton.

- Oregon State became just the sixth NCAA team to sweep its way through the College World Series. And OSU was the back-to-back title holder since the NCAA went to a best-of-three championship series.

- Jorge Reyes was named the College World Series Most Outstanding Player. Reyes went 2-0 at the World Series, defeating Cal State Fullerton and North Carolina.

- Oregon State opened the postseason as the No. 3 seed at the Charlottesville Regional on the campus of the University of Virginia. By winning the College World Series, Oregon State became the first No. 3 seed to do so.

- The Beavers opened postseason play by defeating Rutgers, 5-1. They lost their next game in 13 innings to Virginia, 7-4, but then went on win their next 10 games, the final one coming in Omaha.

- Oregon State came from a 3-0 deficit in the final game of the Charlottesville Regional to advance to a Super Regional against Michigan. Against UVA, OSU scored four runs in the final two innings and held on through a Joe Paterson victory to advance.

- The Beavers one-hit Michigan in the first game of the Super Regional at Goss Stadium, and scored a run in the ninth for the win. OSU dominated the second game, 8-2, to advance to the College World Series.

- Oregon State pitchers posted an incredible 2.57 earned run average through the postseason. Opponents hit just .210 against them and collected only 83 hits in 112 innings.

- Oregon State returned to Parker Plaza on the OSU campus after returning from Omaha and celebrated the second title in front of an estimated crowd of 6,000.

- Fifteen players on the championship squad would end up being drafted by Major League clubs at some point during their tenure at Oregon State. Two more ended up signing contracts as undrafted free agents.

- OSU finished the season with 49 victories, one off tying the school record.

2007 Roster

No.	Pitchers	Yr.	B-T	Ht.	Wt.	Hometown
32	Reed Brown	Jr.	R-R	6-4	210	Edmonds, Wash.
24	Brian Budrow	So.	R-R	6-3	220	Glendale, Ariz.
36	Bryn Card	Fr.	L-L	6-3	195	Klamath Falls, Ore.
30	Kyle Foster	Jr.	L-L	6-2	190	Castle Rock, Wash.
18	Mark Grbavac	So.	R-R	6-0	180	Portland, Ore.
	Chad Hegdahl	So.	L-L	6-2	180	Ashland, Ore.
4	Greg Keim	Sr.	R-R	5-11	175	Ontario, Ore.
2	Blake Keitzman	Fr.	L-L	5-11	170	Roseburg, Ore.
38	Josh Keller	So.	R-R	6-4	240	Portland, Ore.
44	Eddie Kunz	Jr.	R-R	6-6	250	Portland, Ore.
17	Anton Maxwell	Sr.	L-L	5-9	185	Anchorage, AK
19	Jake McCormick	Sr.	R-R	6-3	220	Marysville, Calif.
	Chad Nading	Fr.	R-R	6-5	210	Anchorage, AK
26	Joe Paterson	Jr.	L-L	6-1	205	McMinnville, Ore.
	Tyrell Poggemeyer	Fr.	R-R	6-1	180	Lowell, Ore.
23	Jorge Reyes	Fr.	R-R	6-2	175	Warden, Wash.
	Kraig Sitton	Fr.	L-L	6-5	170	McMinnville, Ore.
31	Alex Sogard	Fr.	L-L	6-3	210	Phoenix, Ariz.
33	Mike Stutes	Jr.	R-R	6-1	185	Lake Oswego, Ore.
28	Daniel Turpen	Jr.	R-R	6-4	215	McMinnville, Ore.
No.	Catchers	Yr.	B-T	Ht.	Wt.	Hometown
12	Erik Ammon	Jr.	R-R	5-11	195	Salem, Ore.
11	Mitch Canham	Jr.	L-R	6-2	212	Lake Stevens, Wash.
27	Ryan Ortiz	Fr.	R-R	6-3	185	San Diego, Calif.
39	Dale Solomon	Fr.	R-R	5-11	220	Moreno Valley, CA
No.	Infielders	Yr.	B-T	Ht.	Wt.	Hometown
6	Darwin Barney	Jr.	R-R	5-10	173	Beaverton, Ore.
	Hunter Beaty	Fr.	S-R	6-0	155	Mercer Island, WA
14	Brett Casey	Fr.	S-R	6-1	180	Corvallis, Ore.
16	Jackson Evans	Jr.	R-L	6-1	170	Vancouver, Wash.
29	Drew George	Jr.	S-R	6-2	181	Lebanon, Ore.
34	Joey Lakowske	Fr.	L-R	6-2	195	Corvallis, Ore.
15	Lonnie Lechelt	Jr.	R-R	6-0	195	Kennewick, Wash.
37	Jordan Lennerton	Jr.	L-L	6-2	230	Langley, B.C.
8	Jason Ogata	So.	R-R	6-0	190	Portland, Ore.
	Joe Pratt	Fr.	R-R	6-0	190	Monmouth, Ore.
1	Joey Wong	Fr.	L-R	5-10	160	Salem, Ore.
No.	Outfielders	Yr.	B-T	Ht.	Wt.	Hometown
	Scott Berke	Fr.	R-R	5-11	180	Las Vegas, Nev.
20	Chris Hopkins	Jr.	R-R	5-11	170	Oakland, Calif.
22	Koa Kahalehoe	So.	L-L	5-9	185	Las Vegas, Nev.
3	Mike Lissman	Sr.	R-L	6-0	215	Ontario, Ore.
21	Scott Santschi	Sr.	L-R	6-0	190	Vancouver, Wash.
35	John Wallace	So.	L-R	6-0	205	Reno, Nev.
9	Braden Wells	Jr.	R-R	6-0	205	Glendale, Ariz.

Head Coach: Pat Casey

Associate Head Coach: Dan Spencer

Assistant Coach: Marty Lees

Assistant Coach: David Wong

Undergraduate Assistant Coach: Kurt Steele

Athletic Trainer: David Stricklin

Assistant Athletic Trainer: Keita Shimada

Managers: Peter Hughes, Brian Pecor

Administrative Assistants: Stephanie Kondos, Lexi Crawford

Head Groundskeeper: Al Kirk

Sports Information: Kip Carlson

Radio Broadcaster: Mike Parker



Charlottesville Regional

June 1 • Charlottesville, Va.

Oregon State	5
Rutgers	1

Oregon State 0 1 1 0 3 0 0 0 0 - 5 11 1
Rutgers 1 0 0 0 0 0 0 0 0 - 1 7 1
WP-Paterson, Joe (8-6)
SV-Turpen, Daniel (1)
LP-Healing, Steve (10-4)
T-2:23 A-2097

June 2 • Charlottesville, Va.

Virginia	7
Oregon State	4

13 Innings
Virginia 1 0 0 0 1 0 1 0 0 3 - 7 11 0
Oregon State 2 0 0 0 1 0 0 0 0 - 4 10 2
WP-Lambert, Casey (3-2)
LP-Kunz, Eddie (2-1)
T-4:53 A-3212
HR OSU - Barney, Darwin

June 4 • Charlottesville, Va.

Rutgers	2
Oregon State	5

Rutgers 0 0 0 0 1 1 0 0 0 - 2 7 3
Oregon State 1 0 0 2 0 1 1 0 X - 5 11 4
WP-Reyes, Jorge (5-3)
SV-Turpen, Daniel (2)
LP-Giannini, Matt (5-5)
T-2:55 A-1984
HR OSU - Lechelt, Lonnie
HR RUT - Meade, Frank

June 4 • Charlottesville, Va.

Oregon State	5
Virginia	3

Oregon State 0 0 0 0 0 1 0 3 1 - 5 11 1
Virginia 0 0 0 0 3 0 0 0 0 - 3 5 4
WP-Paterson, Joe (9-6)
LP-Schwimer, Michael (3-1)
T-3:08 A-3212
HR OSU - Hopkins, Chris; Lennerton, Jordan

June 5 • Charlottesville, Va.

Virginia	3
Oregon State	7

Virginia 0 3 0 0 0 0 0 0 0 - 3 7 1
Oregon State 2 3 0 0 0 2 0 0 X - 7 12 1
WP-Kunz, Eddie (3-1)
SV-Paterson, Joe (1)
LP-Lambert, Casey (3-3)
T-3:04 A-2389
HR OSU - Lechelt, Lonnie

Corvallis Super Regional

June 10 • Corvallis, Ore.

Oregon State	1
Michigan	0

Oregon State 0 0 0 0 0 0 0 0 1 - 1 1 0
Michigan 0 0 0 0 0 0 0 0 0 - 0 4 0
WP-Paterson, Joe (10-6)
SV-Kunz, Eddie (11)
LP-Putnam, Zach (8-5)
T-2:32 A-3284

2007 Postseason Statistics

Player	AVG	G/GS	AB	R	H	RBI	2B	3B	HR	BB	SO	SB-ATT	SLG	OBA
Santschi, Scott	.417	9/8	24	4	10	7	2	0	1	7	2	0-0	.625	.548
Wallace, John	.364	9/6	22	6	8	6	1	2	0	3	8	2-2	.591	.423
Barney, Darwin	.347	12/12	49	10	17	11	2	0	2	7	4	3-3	.510	.431
Wong, Joey	.340	12/12	47	8	16	7	2	0	0	4	11	0-0	.383	.415
Ogata, Jason	.308	9/6	26	0	8	7	0	0	0	2	7	1-1	.308	.345
Hopkins, Chris	.294	12/12	51	14	15	4	3	0	1	6	6	4-5	.412	.390
Lissman, Mike	.279	12/12	43	9	12	8	1	0	2	10	7	2-2	.442	.426
Wells, Braden	.263	12/4	19	4	5	0	0	0	0	1	7	2-3	.263	.333
Lechelt, Lonnie	.256	12/12	43	7	11	3	4	1	2	2	17	3-3	.535	.304
Canham, Mitch	.250	12/11	48	4	12	6	0	0	1	4	12	1-1	.313	.339
Lennerton, Jordan	.244	12/12	45	11	11	6	1	0	4	6	14	0-0	.533	.333
Ammon, Erik	.000	2/1	1	0	0	0	0	0	0	1	0	0-0	.000	.500
Kahalehoe, Koa	.000	5/0	1	0	0	0	0	0	0	0	0	0-0	.000	.000
Ortiz, Ryan	.000	1/0	0	0	0	0	0	0	0	0	0	0-0	.000	1.000
Totals	.298	12/12	419	77	125	65	16	3	13	53	95	18-20	.444	.389

Pitcher	ERA	W-L	SV	G/GS	CG	SH	IP	H	R	ER	BB	SO	AVG	HR
Grbavac, Mark	0.00	0-0	0	4/0	0	0	3.1	3	0	0	3	4	.250	0
Maxwell, Anton	0.00	0-0	0	2/0	0	0	0.2	0	0	0	1	0	.000	0
Keim, Greg	0.00	0-0	0	1/0	0	0	0.2	1	0	0	0	1	.333	0
Paterson, Joe	1.11	3-0	2	9/1	0	0	24.1	16	4	3	2	20	.190	1
Turpen, Daniel	1.96	1-0	2	4/2	0	0	18.1	12	4	6	6	14	.188	0
Reyes, Jorge	2.13	3-0	0	4/4	0	0	25.1	20	6	6	7	11	.220	2
Kunz, Eddie	3.24	1-1	2	5/0	0	0	8.1	7	4	3	3	3	.241	0
Stutes, Mike	4.50	3-0	0	5/5	0	0	30.0	22	15	15	17	28	.202	3
Keitzman, Blake	9.00	0-0	0	2/0	0	0	1.0	3	1	1	0	1	.500	0
Totals	2.57	11-1	6	12/12	0	1	112.0	83	34	32	39	82	.210	6

June 11 • Corvallis, Ore.

Michigan	2
Oregon State	8

Michigan 0 0 0 0 0 1 0 0 1 - 2 4 0
Oregon State 0 4 0 0 3 0 0 1 X - 8 8 0
WP-Stutes, Mike (10-4)
LP-Wilson, Mike (7-1)
T-3:00 A-3178
HR MICH - Rose, Eric 2

College World Series

June 16 • Omaha, Neb.

Oregon State	3
Cal-State Fullerton	2

Oregon State 1 1 0 0 0 0 1 0 0 - 3 7 1
CSF Fullerton 0 0 1 0 0 0 0 1 0 - 2 6 1
WP-Reyes, Jorge (6-3)
SV-Kunz, Eddie (12)
LP-Roemer, Wes (11-7)
T-2:59 A-26559
HR OSU - Lissman, Mike; Santschi, Scott
HR CSUF - Mahin, Nick

June 18 • Omaha, Neb.

Arizona State	6
Oregon State	12

Arizona State 0 1 0 0 0 0 4 0 1 - 6 7 2
Oregon State 2 4 1 1 3 0 0 X - 12 18 1
WP-Stutes, Mike (11-4)
LP-Flores, Brian (11-2)
T-3:34 A-21692
HR OSU - Lissman, Mike; Lennerton, Jordan

June 20 • Omaha, Neb.

UC-Irvine	1
Oregon State	7

UC-Irvine 0 0 0 1 0 0 0 0 0 - 1 5 1
Oregon State 0 0 4 0 1 0 1 1 X - 7 11 0
WP-Turpen, Daniel (10-1)
LP-Bergman, Christian (0-4)
T-2:59 A-29921
HR OSU - Canham, Mitch

June 23 • Omaha, Neb.

North Carolina	4
Oregon State	11

North Carolina 0 0 0 2 0 1 1 0 - 4 12 2
Oregon State 0 2 1 0 1 2 4 1 X - 11 12 2
WP-Reyes, Jorge (7-3)
SV-Paterson, Joe (2)
LP-White, Alex (6-7)
T-3:17 A-26887
HR OSU - Lennerton, Jordan
HR UNC - Johnson, Benji

June 24 • Omaha, Neb.

Oregon State	9
North Carolina	3

Oregon State 0 3 1 0 1 0 2 0 2 - 9 13 0
North Carolina 0 1 0 1 0 0 0 0 - 3 9 2
WP-Stutes, Mike (12-4)
LP-Putkonen, Luke (8-2)
T-3:29 A-25012
HR OSU - Barney, Darwin; Lennerton, Jordan
HR UNC - Ackley, Dustin



2006 National Champions OSU Wins Its First Title

Oregon State went to the 2006 College World Series in Omaha as veterans after the Beavers made their second all-time appearance at the CWS in 2005.

The Beavers returned a number of players who made the 2005 appearance, and who were bounced after two games. That left them hungry, knowing they wanted more. And in 2006, they did not disappoint as Oregon State went 6-2 over eight games in Omaha to claim its first national championship.

The Beavers dispatched of North Carolina in the national title series. Oregon State lost to the Tar Heels, 4-3, in the first game, and saw itself behind UNC, 5-0, after three-and-a-half innings, but the Beavers scored seven in the bottom of the fourth and forced a third game after an 11-7 victory. A North Carolina error in the eighth gave the Beavers a run, breaking a 2-2 tie in the deciding game, and ultimately, the victory.

That national championship victory made the Beavers the first NCAA title holder from the Pacific-10 Conference since USC in 1998.

- Oregon State became the first team from the Pacific Northwest to win the national title, and the first from the northern part of the country to win it in 40 years.
- The Beavers were the first team to ever face six elimination games at the College World Series. And OSU became the first national championship club to win despite losing two games in Omaha.
- Oregon State opened its trip in Omaha by losing to Miami, 11-1. By virtue of that loss, the Beavers became just the second team in the last 25 years to win the title after losing their first game.
- Right-handed starter Jonah Nickerson was named the Most Outstanding Player of the College World Series. He made three CWS appearances, throwing 21 2/3 innings, allowing just four runs (two earned), 12 hits and four walks. Nickerson struck out 19.
- Nickerson ended the postseason with a 4-0 record, winning at least one game in the NCAA Regional, NCAA Super Regional and College World Series. He threw 36 2/3 innings over five games and allowed just 20 hits to go along with 34 strikeouts and a 1.23 ERA.
- Nickerson paced the Oregon State pitching staff, which saw eight pitchers contribute in the postseason run. Only one pitcher had an ERA above 5.00, and the team combined to limit opponents to a .219 batting average.
- Offensively, the Beavers finished with a .302 average as a team through 13 postseason games. Tyler Graham paced the way for the Beavers with a .426 batting average while Bill Rowe was close behind with a .419 mark. His 18 runs batted in led the team.
- Oregon State opened the postseason by hosting an NCAA Regional and the Beavers outscored their opponents - Wright State, Kansas and Hawaii - by a combined 28-9 mark. Oregon State never trailed during regional play.
- The Beavers defeated Stanford, 4-3, to open Super Regional play at Goss in the next round, then shut out the Cardinal, 15-0, in the second game to advance to Omaha. The 15-run win marked the second-biggest in the school's postseason history and was just the second shutout ever thrown, at the time, by OSU pitchers in NCAA play.
- Oregon State advanced to the postseason by winning the Pac-10 title and was named a No. 1 seed at its own regional.
- The Beavers ended the 2006 season with 50 victories, a school-record. It eclipsed the previous record of 46 set in 2005.

2006 Roster

No.	Pitchers	Yr.	B-T	Ht.	Wt.	Hometown
42	Bret Bochsler	Fr.	L-L	6-1	170	Redmond, Wash.
32	Reed Brown	So.	R-R	6-4	210	Edmonds, Wash.
2	Dallas Buck	Jr.	R-R	6-3	210	Newberg, Ore.
24	Brian Budrow	Fr.	R-R	6-4	215	Glendale, Ariz.
46	Bryn Card	Fr.	L-L	6-3	175	Klamath Falls, Ore.
18	Mark Grbavac	Fr.	R-R	6-0	180	Portland, Ore.
6	Kevin Gunderson Jr.	R-L	5-10	165		Portland, Ore.
4	Greg Keim	Jr.	R-R	5-11	175	Ontario, Ore.
36	Jon Koller	Sr.	R-R	6-6	230	Carlsbad, Calif.
44	Eddie Kunz	So.	R-R	6-5	250	Portland, Ore.
17	Anton Maxwell	Jr.	L-L	5-9	180	Anchorage, Alas.
34	Jonah Nickerson Jr.	R-R	6-1	195		Oregon City, Ore.
26	Joe Paterson	So.	L-L	6-1	195	McMinnville, Ore.
31	Alex Sogard	Fr.	L-L	6-3	200	Phoenix, Ariz.
33	Mike Stutes	So.	R-R	6-1	185	Lake Oswego, Ore.
27	Rob Summers	Fr.	R-R	6-0	188	Beaverton, Ore.
28	Daniel Turpen	So.	R-R	6-4	215	McMinnville, Ore.
No.	Catchers	Yr.	B-T	Ht.	Wt.	Hometown
12	Erik Ammon	So.	R-R	5-11	195	Salem, Ore.
11	Mitch Canham	So.	L-R	6-2	212	Lake Stevens, Wash.
1	Casey Priseman	So.	R-R	6-1	195	Woodinville, Wash.
39	Dale Solomon	Fr.	R-R	5-11	205	Moreno Valley, Calif.
No.	Infielders	Yr.	B-T	Ht.	Wt.	Hometown
10	Darwin Barney	So.	R-R	5-10	175	Beaverton, Ore.
30	Brett Casey	Fr.	S-R	6-0	170	Corvallis, Ore.
16	Cory Ellis	Fr.	R-R	5-7	160	Portland, Ore.
14	Ryan Gipson	Sr.	R-R	5-11	182	Central Point, Ore.
3	Chris Kunda	Sr.	R-R	6-0	175	Philomath, Ore.
15	Lonnie Lechelt	So.	R-R	6-0	193	Kennewick, Wash.
29	Shea McFeely	So.	R-R	6-1	210	Federal Way, Wash.
41	Sean Rockey	Fr.	R-R	6-0	180	Sammamish, Wash.
38	Bill Rowe	Fr.	L-L	6-3	230	Ashland, Ore.
No.	Outfielders	Yr.	B-T	Ht.	Wt.	Hometown
40	Derek Engelke	So.	L-L	5-10	175	Newberg, Ore.
9	Cole Gillespie	Jr.	R-R	6-1	200	West Linn, Ore.
21	Tyler Graham	Jr.	R-R	6-1	185	Great Falls, Mont.
22	Koa Kahalehoe	Fr.	L-L	5-10	195	Las Vegas, Nev.
45	Joey Lakowski	Fr.	L-R	6-2	195	Corvallis, Ore.
20	Greg Laybourn	Fr.	R-R	5-10	190	Portland, Ore.
8	Mike Lissman	Jr.	R-R	6-0	200	Ontario, Ore.
19	Jake McCormick Jr.	R-R	6-3	225		Marysville, Calif.
23	Scott Santschi Jr.	L-R	6-0	190		Vancouver, Wash.
37	Geoff Wagner	Sr.	L-L	6-2	215	Redmond, Ore.
35	John Wallace	Fr.	L-R	6-0	200	Reno, Nev.

Head Coach: Pat Casey

Associate Head Coach: Dan Spencer

Assistant Coach: Marty Lees

Volunteer Assistant Coach: David Wong

Director of Operations: Ron Northcutt

Athletic Trainers: David Stricklin, Travis Tims

Managers: Peter Hughes, Brian Pecor

Administrative Assistant: Stephanie Kondos

Academics: Ardell Bailey

Equipment: Tom Williams

Head Groundskeeper: Al Kirk

Sports Information: Kip Carlson

Video: Jeff Taylor

Radio Broadcaster: Mike Parker



Corvallis Regional

June 2 • Corvallis, Ore.

Wright State	3
Oregon State	5

Wright State 0 0 0 0 2 1 0 0 0 - 3 7 1
Oregon State 1 0 0 2 0 0 0 2 X - 5 9 2
WP-Kunz, Eddie (2-0)
SV-Gunderson, Kevin (16)
LP-Smith, Joe (3-1)
T-2:39 A-2587
HR OSU - Gillespie, Cole

June 3 • Corvallis, Ore.

Kansas	3
Oregon State	11

Kansas 0 0 0 0 1 0 0 2 0 - 3 4 1
Oregon State 0 7 0 2 0 0 0 2 X - 11 11 1
WP-Nickerson, Jonah (10-4)
LP-Land, S. (5-7)
T-2:34 A-2967
HR OSU - Kunda, Chris 2
HR KU - Simpson; Price, Ry.

June 4 • Corvallis, Ore.

Oregon State	12
Hawaii	3

Oregon State 1 0 3 0 1 0 3 4 0 - 12 13 1
Hawaii 0 0 0 2 0 1 0 0 0 - 3 9 2
WP-Stutes, Mike (7-2)
LP-Daly, Matt (6-2)
T-3:23 A-2783

Corvallis Super Regional

June 10 • Corvallis, Ore.

Stanford	3
Oregon State	4

Stanford 0 0 2 0 1 0 0 0 0 - 3 8 3
Oregon State 1 0 2 0 0 0 1 0 X - 4 7 0
WP-Buck, Dallas (12-2)
SV-Gunderson, Kevin (17)
LP-Reynolds, Greg (7-6)
T-2:46 A-3173
HR STAN - Rapaport, Jim

June 11 • Corvallis, Ore.

Oregon State	15
Stanford	0

Oregon State 4 0 0 6 0 2 0 2 1 - 15 19 0
Stanford 0 0 0 0 0 0 0 0 0 - 0 5 1
WP-Nickerson, Jonah (11-4)
LP-Gallagher, Nolan (5-5)
T-2:58 A-3194
HR OSU - Santschi, Scott

College World Series

June 17 • Omaha, Neb.

Miami	11
Oregon State	1

Miami 2 3 0 0 2 0 0 4 0 - 11 11 0
Oregon State 0 0 0 0 0 0 0 1 0 - 1 6 1
WP-Maine, Scott (12-3)
LP-Buck, Dallas (12-3)

2006 Postseason Statistics

Player	AVG	G/GS	AB	R	H	RBI	2B	3B	HR	BB	SO	SB-ATT	SLG	OBA
Graham, Tyler	.426	13/13	47	13	20	9	2	1	0	3	7	6-7	.511	.500
Rowe, Bill	.419	13/13	43	15	18	18	4	1	1	7	6	0-0	.628	.509
Gillespie, Cole	.388	13/13	49	14	19	7	5	2	2	7	10	1-1	.694	.500
Lissman, Mike	.313	6/5	16	2	5	2	1	0	0	1	2	2-2	.375	.389
Wallace, John	.293	11/11	41	7	12	4	0	0	0	3	13	2-2	.293	.356
Canham, Mitch	.289	13/13	45	3	13	11	4	0	0	3	10	3-3	.378	.340
Barney, Darwin	.259	13/13	54	7	14	7	0	0	0	6	6	2-4	.259	.328
McFeely, Shea	.250	13/13	48	5	12	8	2	0	2	3	8	0-0	.417	.321
Kunda, Chris	.229	13/13	48	13	11	11	3	0	2	8	4	0-0	.417	.328
Gipson, Ryan	.200	3/2	5	2	1	1	1	0	0	2	1	0-0	.400	.429
Santschi, Scott	.154	10/8	26	4	4	2	1	0	1	7	8	0-0	.308	.333
Wagner, Geoff	.000	3/0	3	0	0	0	0	0	0	0	2	0-0	.000	.000
Ammon, Erik	.000	3/0	1	0	0	0	0	0	0	0	1	0-0	.000	.000
Kahalehoe, Koa	.000	3/0	1	0	0	0	0	0	0	0	0	0-0	.000	.000
Totals	.302	13/13	427	85	129	80	23	4	8	50	78	16-19	.431	.391

Pitcher	ERA	W-L	SV	G/GS	CG	SH	IP	H	R	ER	BB	SO	AVG	HR
Grbavac, Mark	0.00	0-0	0	1/0	0	0	0.1	1	0	0	0	0	.500	0
Turpen, Daniel	0.87	1-0	0	4/1	0	0	10.1	7	1	1	3	6	.206	0
Nickerson, Jonah	1.23	4-0	0	5/5	0	0	36.2	20	7	5	11	34	.155	3
Paterson, Joe	1.69	0-1	0	5/0	0	0	5.1	2	1	1	3	1	.111	0
Gunderson, Kevin	1.88	1-0	5	8/0	0	0	14.1	8	3	3	2	6	.160	1
Stutes, Mike	4.80	2-0	0	3/3	0	0	15.0	19	8	8	4	10	.306	1
Kunz, Eddie	4.91	1-0	0	7/0	0	0	7.1	6	4	4	3	3	.222	0
Buck, Dallas	5.40	2-1	0	5/4	0	0	26.2	31	16	16	11	22	.290	2
Totals	2.95	11-2	5	13/13	0	0	116.0	94	40	38	37	82	.219	7

T-2:42 A-25417
HR UM - Raben, Dennis

June 19 • Omaha, Neb.

Oregon State	5
Georgia	3

Oregon State 0 1 1 2 0 0 0 1 0 - 5 12 2
Georgia 0 0 1 0 1 0 0 1 0 - 3 7 1
WP-Nickerson, Jonah (12-4)
SV-Gunderson, Kevin (18)
LP-Westphal, Mickey (7-3)
T-2:45 A-17135
HR UG - Wyatt, Jonathan

June 20 • Omaha, Neb.

Oregon State	8
Miami	1

Oregon State 1 0 4 1 1 0 0 0 1 - 8 13 0
Miami 0 0 0 0 0 0 1 0 0 - 1 5 1
WP-Stutes, Mike (8-2)
LP-Gutierrez, Carlos (9-7)
T-3:03 A-26241
HR OSU - McFeely, Shea
HR UM - Raben, Dennis

June 21 • Omaha, Neb.

Rice	0
Oregon State	5

Rice 0 0 0 0 0 0 0 0 0 - 0 5 0
Oregon State 0 0 3 0 0 1 1 0 X - 5 7 0
WP-Turpen, Daniel (3-0)
LP-Crow, Craig (8-3)
T-2:54 A-30335
HR OSU - McFeely, Shea

June 22 • Omaha, Neb.

Oregon State	2
Rice	0

Oregon State 0 1 0 0 1 0 0 0 0 - 2 3 0
Rice 0 0 0 0 0 0 0 0 0 - 0 2 0
WP-Nickerson, Jonah (13-4)
SV-Gunderson, Kevin (19)
LP-Degerman, Eddie (13-2)
T-2:29 A-19161

June 24 • Omaha, Neb.

Oregon State	3
North Carolina	4

Oregon State 0 0 1 0 0 2 0 0 0 - 3 9 0
North Carolina 2 0 0 0 0 1 0 1 X - 4 10 1
WP-Hovis, Jonathan (8-2)
SV-Carnigan, Andrew (15)
LP-Paterson, Joe (1-1)
T-2:50 A-26808

June 25 • Omaha, Neb.

North Carolina	7
Oregon State	11

North Carolina 0 1 3 1 0 0 2 0 0 - 7 13 0
Oregon State 0 0 0 7 0 4 0 0 X - 11 14 0
WP-Gunderson, Kevin (3-2)
LP-Danford, Matt (7-2)
T-3:07 A-25046
HR OSU - Rowe, Bill
HR UNC - Federowicz, Tim

June 26 • Omaha, Neb.

North Carolina	2
Oregon State	3

North Carolina 0 0 0 2 0 0 0 0 - 2 8 4
Oregon State 0 0 0 2 0 0 0 1 X - 3 6 1
WP-Buck, Dallas (13-3)
SV-Gunderson, Kevin (20)
LP-Bard, Daniel (9-4)
T-3:09 A-18565



2005 CWS Participants Beavers Begin 3-Year Run

Oregon State began its magical three-year run to Omaha in 2005, a year that saw the club make many firsts. The Beavers went to the College World Series for the first time in more than 50 years, win the Pacific-10 Conference for the first time and advance to an NCAA Super Regional for the first time.

They did so with a cast of players with an overwhelming Pacific Northwest flavor, including Oregon born Dallas Buck, Kevin Gunderson, Jonah Nickerson, Jacoby Ellsbury and Darwin Barney, among others. Of the 29 players on the roster born in either Oregon or Washington, 13 ended their tenure at Oregon State being drafted by Major League clubs at least once.

The Beavers played their last game in Omaha on June 20, which, at the time, was the latest on the calendar an Oregon State season had ever extended.

- Oregon State went 0-2 in Omaha, but the World Series capped off a magnificent season for the Beavers. Oregon State won its first Pac-10 title by going 19-5 during the regular season. The 19 wins mark a conference record for the Beavers, who won seven of their eight Pac-10 series.

- The Beavers won 46 games, a new single-season school record. It surpassed the previous record of 39 set in 1986.

- The Beavers lost consecutive games only twice; once during the regular season, to Stanford and Arizona, and then in Omaha to Tulane and Baylor.

- Oregon State won five of its six games leading up to the College World Series. The Beavers outscored St. John's and Ohio State, 34-7, in three games at the Corvallis Regional.

- The Beavers advanced to a Super Regional at Goss Stadium, and took 2-of-3 from USC, whom OSU had ended the Pac-10 regular season with. The Beavers advanced to the NCAA College World Series after scoring two runs in the seventh in the third game of the Super Regional.

- Oregon State lost both of its games in Omaha, but the team's pitching staff was stellar. The Beavers allowed just seven runs over two games at Rosenblatt Stadium.

- The Beavers batted .321 as a team through the eight postseason games, and were led by Andy Jenkins' .459 batting average, which stands as the single-best postseason for any Oregon State player.

- The team's pitching staff was anchored by Jonah Nickerson, who went 1-1 with a 2.11 earned run average. Nickerson ended his career with five postseason victories, four a year later, which ties Mike Stutes for most in an OSU career.

- The trip to the postseason was the first in 19 years for Oregon State, which had last appeared in an NCAA Regional in Stillwater, Okla., in 1986. At the time, the eight postseason games played in 2005 was a single-year record for the Beavers.

- Head coach Pat Casey won his first career postseason game on June 3 as the Beavers scored a run in both the eighth and ninth innings for a 4-3 come-from-behind victory over Ohio State.

- Oregon State defeated St. John's, 19-3, in the final game of the Corvallis Regional. The 16-run win still stands as the team's single-largest postseason victory.

- Jacoby Ellsbury, who in 2007 became the first former OSU player to win a MLB World Series, played in all eight games in the 2005 postseason and batted .351 with two doubles, a triple and five stolen bases.

- Thirteen players who played in the 2005 postseason won a title in 2006 with OSU.

2005 Roster

No.	Pitchers	Yr.	B-T	Ht.	Wt.	Hometown
32	Reed Brown	Fr.	R-R	6-4	195	Edmonds, Wash.
2	Dallas Buck	So.	R-R	6-2	190	Newberg, Ore.
38	A.J. Davidson	Jr.	S-L	6-3	200	Florence, Ore.
18	Nate Fogle	Jr.	R-R	6-3	220	Gresham, Ore.
6	Kevin Gunderson	So.	R-L	5-10	160	Portland, Ore.
16	Kevin Joslyn	Sr.	L-L	6-1	185	Spokane, Wash.
	Josh Keller	Fr.	R-R	6-4	230	Portland, Ore.
36	Jon Koller	Jr.	R-R	6-6	235	Carlsbad, Calif.
44	Eddie Kunz	Fr.	R-R	6-4	250	Portland, Ore.
17	Anton Maxwell	So.	L-L	5-9	175	Anchorage, Alas.
19	Jake McCormick	So.	R-R	6-2	220	Marysville, Calif.
34	Jonah Nickerson	So.	R-R	6-1	190	Oregon City, Ore.
4	Kurt Steele	Jr.	R-R	6-2	180	Corvallis, Ore.
27	Rob Summers	Fr.	R-R	6-0	185	Beaverton, Ore.
28	Daniel Turpen	Fr.	R-R	6-4	195	McMinnville, Ore.
No.	Catchers	Yr.	B-T	Ht.	Wt.	Hometown
11	Mitch Canham	So.	L-R	6-2	200	Lake Stevens, Wash.
35	Billy Munich	Jr.	S-R	6-1	225	El Macero, Calif.
20	Casey Priseman	Fr.	R-R	6-1	180	Woodville, Wash.
No.	Infielders	Yr.	B-T	Ht.	Wt.	Hometown
10	Darwin Barney	Fr.	R-R	5-10	170	Beaverton, Ore.
30	Travis Carver	Fr.	L-R	6-3	235	McMinnville, Ore.
	Cory Ellis	Fr.	R-R	5-7	160	Portland, Ore.
14	Ryan Gipson	Jr.	R-R	5-11	180	Central Point, Ore.
8	Andy Jenkins	Sr.	R-R	6-0	200	Salem, Ore.
3	Chris Kunda	Jr.	R-R	6-0	175	Philomath, Ore.
15	Lonnie Lechelt	Fr.	R-R	6-0	190	Kennewick, Wash.
25	Joey Ledesma	Jr.	L-R	6-0	190	Tucson, Ariz.
29	Shea McFeely	Jr.	R-R	6-2	215	Federal Way, Wash.
31	Scott Nelson	Jr.	R-R	6-3	215	Eugene, Ore.
1	Todd Shelton	Jr.	R-R	5-10	185	Bakersfield, Calif.
No.	Outfielders	Yr.	B-T	Ht.	Wt.	Hometown
22	Danny Anderson	Sr.	R-R	6-4	200	Modesto, Calif.
24	Chris Campos	Sr.	L-L	6-1	208	Modesto, Calif.
	Nic Chapin	Jr.	L-L	5-11	185	Oregon City, Ore.
23	Jacoby Ellsbury	Jr.	L-L	6-1	190	Madras, Ore.
40	Joel Evans	Sr.	R-R	6-5	230	Redmond, Wash.
12	Rob Folsom	Fr.	R-R	5-9	180	Medford, Ore.
9	Cole Gillespie	So.	R-R	6-1	200	West Linn, Ore.
21	Tyler Graham	Jr.	R-R	6-0	180	Great Falls, Mont.
26	Mike Lissman	So.	R-L	6-0	195	Ontario, Ore.
37	Geoff Wagner	Jr.	L-L	6-2	215	Redmond, Ore.

Head Coach: Pat Casey

Associate Head Coach: Dan Spencer

Assistant Coach: Marty Lees

Volunteer Assistant Coach: Troy Schader

Athletic Trainer: Matt Toth

Assistant Athletic Trainers: Nathan Dufault, J.R. Tatum

Manager: Peter Hughes

Administrative Assistant: Jenny Siewell

Head Groundskeeper: Al Kirk

Sports Information: Kip Carlson

Radio Broadcaster: Mike Parker



Corvallis Regional

June 3 • Corvallis, Ore.

Ohio State	3
Oregon State	4

Ohio State 0 0 0 1 0 1 1 0 0 - 3 4 0
Oregon State 0 2 0 0 0 0 0 1 1 - 4 9 2
WP-Gunderson, Kevin (6-2)
LP-Meister, Rory (8-2)
T-2:23 A-2612
HR OSU - Canham, Mitch; McFeely, Shea

June 4 • Corvallis, Ore.

Oregon State	11
St. John's	1

Oregon State 0 1 0 0 4 1 0 5 0 - 11 14 0
St. John's 0 0 0 0 0 0 0 0 1 - 1 7 4
WP-Nickerson, Jonah (9-1)
LP-Wladky, Jim (7-3)
T-2:54 A-2609

June 5 • Corvallis, Ore.

St. John's	3
Oregon State	19

St. John's 0 0 0 0 0 1 2 0 0 - 3 11 0
Oregon State 0(13) 0 4 2 0 0 0 X -19 22 4
WP-Maxwell, Anton (11-1)
LP-Smith, Anthony (1-2)
T-3:14 A-2532
HR OSU - Anderson, Danny 2

Corvallis Super Regional

June 11 • Corvallis, Ore.

USC	4
Oregon State	10

USC 2 0 2 0 0 0 0 0 0 - 4 9 8
Oregon State 1 0 0 2 0 2 0 5 X -10 7 0
WP-Buck, Dallas (12-1)
SV-Gunderson, Kevin (14)
LP-Kennedy, Ian (12-3)
T-3:44 A-3059
HR OSU - Jenkins, Andy

June 12 • Corvallis, Ore.

Oregon State	8
USC	9

10 Innings

Oregon State 0 0 0 2 1 2 3 0 0 0 - 8 10 4
USC 0 0 0 0 2 1 0 2 3 1 - 9 16 1
WP-Koss, Paul (4-1)
LP-Gunderson, Kevin (6-3)
T-4:14 A-3068
HR OSU - Anderson, Danny; Canham, Mitch; Gipson, Ryan
HR USC - Clement, Jeff

2005 Postseason Statistics

Player	AVG	G/GS	AB	R	H	RBI	2B	3B	HR	BB	SO	SB-ATT	SLG	OBA
Jenkins, Andy	.459	8/8	37	9	17	13	2	2	2	0	0	0-0	.784	.475
Canham, Mitch	.353	8/8	34	10	12	9	3	0	2	3	6	1-1	.618	.421
Ellsbury, Jacoby	.351	8/8	37	11	13	6	2	1	0	6	7	5-5	.459	.442
Gipson, Ryan	.333	8/8	24	4	8	7	2	0	1	2	4	2-2	.542	.393
Campos, Chris	.333	5/1	6	1	2	0	0	0	0	2	0	0-0	.333	.500
Kunda, Chris	.333	7/0	3	0	1	2	0	0	0	1	0	0-0	.333	.500
Gillespie, Cole	.321	8/8	28	5	9	4	1	0	0	4	3	1-1	.357	.429
Lissman, Mike	.300	6/2	10	0	3	0	0	0	0	2	1	0-1	.300	.462
McFeely, Shea	.290	8/8	31	8	9	8	3	0	1	4	9	1-1	.484	.378
Anderson, Danny	.286	6/3	14	5	4	6	0	0	3	2	4	0-0	.929	.375
Barney, Darwin	.281	8/8	32	6	9	4	1	0	0	6	5	1-2	.313	.410
Graham, Tyler	.206	8/8	34	5	7	4	0	0	0	3	8	2-3	.206	.270
Wagner, Geoff	.000	3/1	3	1	0	0	0	0	0	1	1	0-0	.000	.250
Lechelt, Lonnie	.000	2/0	0	1	0	0	0	0	0	0	0	0-0	.000	.000
Priseman, Casey	.000	1/0	0	0	0	0	0	0	0	0	0	0-0	.000	.000
Totals	.321	8/8	293	66	94	62	14	3	9	36	48	13-16	.481	.406
Pitcher	ERA	W-L	SV	G/GS	CG	SH	IP	H	R	ER	BB	SO	AVG	HR
Joslyn, Kevin	0.00	0-0	0	1/0	0	0	1.0	1	0	0	0	2	.250	0
Nickerson, Jonah	2.11	1-1	0	3/3	1	0	21.1	21	6	5	2	18	.250	0
Gunderson, Kevin	2.61	1-2	1	5/0	0	0	10.1	10	5	3	2	11	.270	1
Buck, Dallas	2.86	1-0	1	4/3	0	0	22.0	18	10	7	13	9	.231	0
Maxwell, Anton	4.09	1-0	0	2/2	0	0	11.0	11	6	5	7	3	.244	1
Kunz, Eddie	4.50	1-0	0	4/0	0	0	4.0	4	2	2	3	6	.250	1
Fogle, Nate	16.88	0-0	0	3/0	0	0	2.2	6	6	5	1	2	.462	0
Totals	3.36	5-3	2	8/8	1	0	72.1	71	35	27	28	51	.256	3

June 13 • Corvallis, Ore.

USC	8
Oregon State	10

USC 0 0 3 0 0 4 0 1 0 - 8 6 1
Oregon State 2 1 2 0 2 1 2 0 X -10 17 0
WP-Kunz, Eddie (2-0)
SV-Buck, Dallas (1)
LP-Schlack, Ryan (0-2)
T-4:00 A-2750
HR OSU - Jenkins, Andy
HR USC - Clement, Jeff

College World Series

June 18 • Omaha, Neb.

Oregon State	1
Tulane	3

Oregon State 1 0 0 0 0 0 0 0 0 - 1 6 0
Tulane 0 0 0 0 0 0 2 1 X - 3 8 0
WP-Owings, Micah (12-4)
SV-Latham, Daniel (13)
LP-Nickerson, Jonah (9-2)
T-2:43 A-20345
HR TUL - Southard, Nathan

June 20 • Omaha, Neb.

Baylor	4
Oregon State	3

10 Innings

Baylor 0 0 0 2 1 0 0 0 0 1 - 4 10 1
Oregon State 0 2 0 0 1 0 0 0 0 0 - 3 9 2
WP-Mandel, Jeff (4-0)
LP-Gunderson, Kevin (6-4)
T-3:50 A-13000





1952 CWS Participants OSU Makes First CWS Trip

Oregon State made its first foray into an NCAA postseason in 1952, and the Beavers also advanced to the College World Series for the first time. Oregon State lost in two games in their inaugural trip to Omaha, but came away with a positive first experience at Omaha Stadium.

The Beavers opened the year by winning the Pacific Coast Conference title and then swept Fresno State in the Western Regional in Corvallis.

"The team of '52 was an exceptional collection of raw talent as I look back today," pitcher Alex Goedhard said years later. "I say raw talent because we had no specialty training. There were no coaches specializing in hitting, fielding, outfield or pitching. There were no physical training regimens for players targeting playing positions outside of daily routine practice. There was no or very little scouting of opposing teams and players."

- At the Western Regional, on June 7, the Beavers hosted Fresno State in front of a crowd of 4,600, the largest attendance figure to date at what is now Goss Stadium at Coleman Field.

- Oregon State began the season on a high note, winning its first seven games and nine of 10.

- The Beavers had just three losing streaks of two games, with the final one coming in Omaha. Oregon State did not lose consecutive games at home the entire season.

- The 27 victories posted by the Beavers in 1952 set a school single-season record. That record was not surpassed until the 1975 team won 28 games.

- Ralph Coleman was in the midst of his third stint with the team and had another 14 years before ending his illustrious career. Coleman's two victories in the postseason do not count toward his overall career record, but merely add to 561 victories, then a school record.

- Oregon State's appearance in Omaha was significant as it was only the sixth-ever College World Series held. The Beavers opened against Duke in just the second-ever meeting between the schools in any sport; the first was in the 1942 Rose Bowl.

- Oregon State used what is now an unusual mode of transportation to arrive in Omaha. The team traveled to Omaha by train on the Union Pacific streamliner City of Portland. The Beavers arrived just after 3 a.m. on a Wednesday.

- Oregon State was the fourth team of what is now known as the Pac-10 to advance to the College World Series. California, USC and Washington St. all advanced to Omaha before the Beavers' first trip in 1952.

- The games were played at what was then known as Omaha Stadium; it is now known as Rosenblatt Stadium. This marked the third year the CWS was held at Rosenblatt.

- Twenty-seven of the 34 players (79.4 percent) listed on the roster hailed from the state of Oregon.

- Oregon State won its first-ever Pacific Coast Conference Championship in 1952. The Beavers defeated USC in two games; winning game one, 12-10, and taking game two, 5-4, with both contests being played in Corvallis.

- Dwane Helbig became Oregon State's first All-American in 1952 when the American Baseball Coaches Association named him to the second team. He batted .418 with three home runs and 10 RBI in PCC Northern Division games.

- Bailey Brem and Jay Dean, who were both on the 1952 team, earned All-American honors in 1953 and 1954, respectively. Dean was an All-American in 1955 as well. He was OSU's first two-time All-American.

1952 Roster

No.	Pitchers	Yr.	B-T	Ht.	Wt.	Hometown
14	Bud Berg	Sr.	R-R	6-2	190	Portland, Ore.
	Ralph Coleman Jr.	Jr.	L-L	6-0	155	Corvallis, Ore.
13	Bailey Brem	Jr.	R-R	6-3	185	Portland, Ore.
16	Alex Goedhard	Sr.	R-R	6-2	175	Pasadena, Calif.
2	Don Hopp	Fr.	R-R	6-2	175	Oregon City
	Jim Nierman	So.	R-L	6-0	175	Hillsboro, Ore.
20	Norb Wellman	So.	R-R	6-4	205	Mt. Angel, Ore.
9	Don White	Sr.	R-L	6-1	160	Portland, Ore.
No.	CATCHERS	Yr.	B-T	Ht.	Wt.	Hometown
	Jack Smith	So.	R-R	5-10	180	Ontario, Ore.
11	Jack Stephenson	Fr.	R-R	5-11	172	Tigard, Ore.
19	John Thomas	Sr.	R-R	6-3	215	Newark, N.J.
	Bill Turner	Jr.	R-R	5-9	175	Portland, Ore.
No.	Infielders	Yr.	B-T	Ht.	Wt.	Hometown
	Jack Bowen	Fr.	R-R	5-10	172	Nyssa, Ore.
3	Bobby Buob	Fr.	R-R	5-8	158	Union, N.J.
17	Jay Dean	Fr.	R-L	6-5	210	Nampa, Ida.
	Mel Ediger	So.	R-R	6-0	175	Dallas, Ore.
5	Chuck Fisk	Fr.	R-R	6-0	170	Portland, Ore.
	Connie Holzgang	So.	R-R	5-11	160	Medford, Ore.
10	Cub Houck	Sr.	R-R	6-0	185	Salem, Ore.
4	Danny Johnston	Jr.	R-R	5-11	175	Whittier, Calif.
	Johnny Rearden	Sr.	R-R	5-11	160	Corvallis, Ore.
15	Jim Ruggles	Fr.	L-R	6-0	170	Portland, Ore.
	Doug Wray	Fr.	R-R	5-9	150	The Dalles, Ore.
	Jim Walker	So.	L-L	5-10	155	L-Beach, Calif.
No.	Outfielders	Yr.	B-T	Ht.	Wt.	Hometown
8	Pete Goodbrod	Sr.	L-R	5-10	160	Salem, Ore.
7	Dwane Helbig	So.	R-R	6-0	195	Portland, Ore.
	Jim Jenks	Jr.	R-R	6-0	168	Albany, Ore.
	Ralph Krafve	Sr.	L-R	6-2	185	Portland, Ore.
12	Ed Nelson	Sr.	R-R	5-10	165	Corvallis, Ore.
	Jack Pinion	So.	R-R	5-10	195	Reedsport, Ore.
18	Bud Shirlcliff	Jr.	R-R	6-3	200	M-Creek, Ore.
	Dick Wilson	Fr.	L-L	5-11	165	Nyssa, Ore.
	Jim Withrow	Fr.	R-L	5-10	160	Van Nuys, Calif.
	Bob Thoman	Jr.	R-R	6-4	175	Corvallis, Ore.

Head Coach: Ralph Coleman

Assistant Coach: Paul Valenti

Manager: Ken Boshears

COLLEGE WORLD SERIES



8 TOP
 COLLEGE
 TEAMS

The ROSE BOWL of COLLEGE BASEBALL

OMAHA STADIUM
June 12-13-14-15-16

Get Tickets Now at **RUSSELL SPORTS**, 1816 Farnam Street, Omaha

Oregon State In The Postseason

All-Time Record: 69-37 (.651)
NCAA Regional Record: 36-21 (.632)
NCAA Super Regional Record: 12-4 (.750)
NCAA CWS Record: 21-12 (.636)
NCAA Appearances (18): 1952, 1962, 1963, 1983, 1985, 1986, 2005, 2006, 2007, 2009, 2010, 2011, 2012, 2013, 2014, 2015, 2017, 2018
Super Regional Appearances (7): 2005, 2006, 2007, 2011, 2013, 2017, 2018
College World Series Appearances (7): 1952, 2005, 2006, 2007, 2013, 2017, 2018

Head Coaches And The Postseason

Coch	Overall	Reg.	Super	CWS
Ralph Coleman	3-6	3-4	0-0	0-2
Jack Riley	2-6	2-6	0-0	0-0
Pat Casey	64-25	31-11	12-4	21-10

Postseason Superlatives

Most Runs: 19, vs. St. John's (6/5/05)
Most Runs Allowed: 17, vs. Stanford (5/24/85)
Fewest Runs: 0, vs. Stanford (5/27/83)
Fewest Runs Allowed: 0, 9 times
Win Streak: 10 games (6/4-6/24/07)
Most Wins (Pitcher): 5; Stutes, Nickerson
Largest Attendance (Reg.): 11,535 (6/2/12)
Largest Attendance (Super): 4,025 (6/9/18)
Largest Attendance (CWS): 30,335 (6/21/06)

All-Time Versus Opponents

Opponent	Overall	Reg.	Super	CWS
Arizona State	1-0	0-0	0-0	1-0
Arkansas	3-2	1-1	0-0	2-1
Baylor	0-1	0-0	0-0	0-1
Belmont	1-0	1-0	0-0	0-0
Cal-State Fullerton	2-0	0-0	0-0	2-0
Creighton	1-0	1-0	0-0	0-0
Dallas Baptist	0-1	0-1	0-0	0-0
Duke	0-1	0-0	0-0	0-1
Florida	0-1	0-1	0-0	0-0
Florida Atlantic	1-1	1-1	0-0	0-0
Fresno State	2-0	2-0	0-0	0-0
Georgia	2-0	1-0	0-0	1-0
Hawaii	1-0	1-0	0-0	0-0
Holy Cross	1-0	1-0	0-0	0-0
Indiana	1-0	0-0	0-0	1-0
Kansas	1-0	1-0	0-0	0-0
Kansas State	2-1	0-0	2-1	0-0
Louisiana-Monroe	1-0	1-0	0-0	0-0
Louisville	1-0	0-0	0-0	1-0
LSU	3-4	2-2	0-0	1-2
Miami (Fla.)	1-1	0-0	0-0	1-1
Michigan	2-0	0-0	2-0	0-0
Minnesota	2-0	0-0	2-0	0-0
Mississippi State	2-2	0-0	0-0	2-2
North Carolina	5-2	0-0	0-0	5-2
North Dakota State	1-0	1-0	0-0	0-0
Northwestern State	1-0	0-0	0-0	0-0
Ohio State	1-0	1-0	0-0	0-0
Pepperdine	0-1	0-1	0-0	0-0
Rice	2-0	0-0	0-0	2-0
Richmond	1-0	1-0	0-0	0-0
Rutgers	2-0	2-0	0-0	0-0
Santa Clara	0-2	0-2	0-0	0-0
Stanford	2-3	0-3	2-0	0-0
St. John's	2-0	2-0	0-0	0-0

Opponent	Overall	Reg.	Super	CWS
TCU	0-2	0-2	0-0	0-0
Texas	1-1	1-0	0-0	0-1
Texas A&M	3-0	3-0	0-0	0-0
Tulane	0-1	0-0	0-0	0-1
UALR	1-0	1-0	0-0	0-0
UC-Irvine	2-2	1-2	0-0	1-0
UC Santa Barbara	1-1	1-1	0-0	0-0
UNLV	1-0	1-0	0-0	0-0
USC	3-3	1-2	2-1	0-0
UTSA	1-0	1-0	0-0	0-0
Vanderbilt	2-2	0-0	2-2	0-0
VCU	0-1	0-1	0-0	0-0
Virginia	2-1	2-1	0-0	0-0
Yale	2-0	2-0	0-0	0-0
Washington	1-0	0-0	0-0	1-0
Wright State	1-0	1-0	0-0	0-0



2019 OREGON STATE BASEBALL

POSTSEASON GAME-BY-GAME

Twitter.com/BeaverBaseball
Instagram.com/BeaverBaseball
Facebook.com/OregonStateBaseball

1952

Western Regional • Corvallis, Ore.

Date	Result	Opponent	WP	LP	Att.
6/6/52	W, 2-1	Fresno State	White	Bolger	3,200
6/7/52	W, 8-4	Fresno State	Wellman	Bishop	4,600

College World Series • Omaha, Neb.

Date	Result	Opponent	WP	LP	Att.
6/12/52	L, 7-18	Duke	Lewis	Goedhard	
6/13/52	L, 1-10	Texas	Robertson	Wellman	

1962

Western Regional • Santa Clara, Calif.

Date	Result	Opponent	WP	LP	Att.
	L, 1-8	Santa Clara			
	L, 5-7	Santa Clara			

1963

Western Regional • Corvallis, Ore.

Date	Result	Opponent	WP	LP	Att.
	L, 5-6	USC			
	W, 8-6	USC			
	L, 5-7	USC			

1983

Western Regional • Stanford, Calif.

Date	Result	Opponent	WP	LP	Att.
5/27/83	L, 0-14	Stanford	Myers	Reece	2,350
5/28/83	L, 3-7	UC-Santa Barbara	Fulmer	Anderson	450

1985

Western Regional • Stanford, Calif.

Date	Result	Opponent	WP	LP	Att.
5/24/85	L, 3-17	Stanford	Ballard	Sipple	2,600
5/25/85	L, 1-6	Pepperdine	Dubar	Brundage	300

1986

Midwest Regional • Stillwater, Okla.

Date	Result	Opponent	WP	LP	Att.
5/22/86	L, 3-4	Arkansas	Peters	Brundage	1,400
5/23/86	W, 7-1	Richmond	Sipple	Richardson	1,332
5/24/86	W, 1-0	Arkansas	Hulstrom	Parker	1,307
5/24/86	L, 7-10	Stanford	Wassenaar	Lambert	1,516

All-Regional Team: David Brundage, OF

2005

Corvallis Regional • Corvallis, Ore.

Date	Result	Opponent	WP	LP	Att.
6/3/05	W, 4-3	Ohio State	Gunderson	Meister	2,612
6/4/05	W, 11-1	St. John's	Nickerson	Wladyka	2,609
6/5/05	W, 19-3	St. John's	Maxwell	Smith	2,532

All-Regional Team: Mitch Canham (Most Outstanding Player), C; Jonah Nickerson, RHP; Andy Jenkins, 1B; Shea McFeely, 3B; Tyler Graham, OF; Jacoby Ellsbury, OF; Cole Gillespie, OF

Corvallis Super Regional • Corvallis, Ore.

Date	Result	Opponent	WP	LP	Att.
6/11/05	W, 10-4	USC	Buck	Kennedy	3,059
6/12/05	L, 8-9	USC	Koss	Gunderson	3,068
6/13/05	W, 10-8	USC	Kunz	Schlack	2,752

College World Series • Omaha, Neb.

Date	Result	Opponent	WP	LP	Att.
6/18/05	L, 1-3	Tulane	Owings	Nickerson	20,345
6/20/05	L, 3-4	Baylor	Mandel	Gunderson	13,000

2006

Corvallis Regional • Corvallis, Ore.

Date	Result	Opponent	WP	LP	Att.
6/2/06	W, 5-3	Wright State	Kunz	Smith	2,587
6/3/06	W, 11-3	Kansas	Nickerson	Land	2,957
6/4/06	W, 12-3	Hawaii	Stutes	Daly	2,783

All-Regional Team: Chris Kunda (Most Outstanding Player), 2B; Jonah Nickerson, RHP; Darwin Barney, SS; Cole Gillespie, OF; Tyler Graham, OF

Corvallis Super Regional • Corvallis, Ore.

Date	Result	Opponent	WP	LP	Att.
6/10/06	W, 4-3	Stanford	Buck	Reynolds	3,173
6/11/06	W, 15-0	Stanford	Nickerson	Gallagher	3,194

College World Series • Omaha, Neb.

Date	Result	Opponent	WP	LP	Att.
6/17/06	L, 1-11	Miami	Maine	Buck	25,417
6/19/06	W, 5-3	Georgia	Nickerson	Westphal	17,135
6/20/06	W, 8-1	Miami	Stutes	Gutierrez	26,241
6/21/06	W, 5-0	Rice	Turpen	Crow	30,335
6/22/06	W, 2-0	Rice	Nickerson	Degerman	19,161
6/24/06	L, 3-4	North Carolina	Hovis	Paterson	26,808
6/25/06	W, 11-7	North Carolina	Gunderson	Danford	25,046
6/26/06	W, 3-2	North Carolina	Buck	Bard	18,565

All-CWS Team: Jonah Nickerson (Most Outstanding Player), RHP; Bill Rowe, 1B; Shea McFeely, 3B; Cole Gillespie, OF; Kevin Gunderson, LHP

2007

Charlottesville Regional • Charlottesville, Va.

Date	Result	Opponent	WP	LP	Att.
6/1/07	W, 5-1	Rutgers	Paterson	Healing	2,097
6/2/07	L, 4-7	Virginia	Lambert	Kunz	3,212
6/4/07	W, 5-2	Rutgers	Reyes	Giannini	1,984
6/4/07	W, 5-3	Virginia	Paterson	Schwimer	3,212
6/5/07	W, 7-3	Virginia	Kunz	Lambert	2,389

All-Regional Team: Joe Paterson (Most Outstanding Player), LHP; Jordan Lennerton, 1B; Joey Wong, 2B; Darwin Barney, SS; Lonnie Lechelt, 3B; Chris Hopkins, OF

Corvallis Super Regional • Corvallis, Ore.

Date	Result	Opponent	WP	LP	Att.
6/10/07	W, 1-0	Michigan	Paterson	Putnam	3,284
6/11/07	W, 8-2	Michigan	Stutes	Wilson	3,178

College World Series • Omaha, Neb.

Date	Result	Opponent	WP	LP	Att.
6/16/07	W, 3-2	CS-Fullerton	Reyes	Roemer	26,559
6/18/07	W, 12-6	Arizona State	Stutes	Flores	21,692
6/20/07	W, 7-1	UC-Irvine	Turpen	Bergman	29,921
6/23/07	W, 11-4	North Carolina	Reyes	White	26,887
6/24/07	W, 9-3	North Carolina	Stutes	Putkonen	25,012

All-CWS Team: Jorge Reyes (Most Outstanding Player), RHP; Darwin Barney, SS; Mitch Canham, C; Mike Lissman, DH; Scott Santschi, OF; Joey Wong, 2B

2009

Fort Worth Regional • Fort Worth, Texas

Date	Result	Opponent	WP	LP	Att.
5/29/09	W, 9-8	Texas A&M	Gaviglio	Raley	2,822
5/30/09	L, 1-13	TCU	Winkler	Waldron	3,269
5/31/09	W, 13-5	Texas A&M	Reyes	Ehlert	2,496
5/31/09	L, 4-5	TCU	Marshall	Rhoderick	3,191

All-Regional Team: Koa Kahalehoe, OF; Ryan Ortiz, C; Jorge Reyes, RHP; John Tommasini, 2B

2010

Gainesville Regional • Gainesville, Fla.

Date	Result	Opponent	WP	LP	Att.
6/4/10	W, 6-4	Florida Atlantic	Peavey	Gipson	1,117
6/5/10	L, 2-10	Florida	Panteliodis	Gaviglio	2,991
6/6/10	L, 7-11	Florida Atlantic	Adams	Waldron	1,340

All-Regional Team: Adalberto Santos, OF

2011

Corvallis Regional • Corvallis, Ore.

Date	Result	Opponent	WP	LP	Att.
6/3/11	W, 7-4	UALR	Schultz	Graziano	2,858
6/4/11	W, 5-1	Creighton	Gaviglio	Blach	3,103
6/5/11	W, 6-4	Georgia	Duke	Swegman	3,032

All-Regional Team: Sam Gaviglio (Most Outstanding Player), RHP; Andrew Susac, C; Parker Berberet, 1B; Carter Bell, 3B; Ryan Barnes, OF; Brian Stamps, OF; Garrett Nash, OF

Nashville Super Regional • Nashville, Tenn.

Date	Result	Opponent	WP	LP	Att.
6/10/11	L, 1-11	Vanderbilt	Gray	Gaviglio	3,349
6/11/11	L, 3-9	Vanderbilt	Clinard	Schultz	3,387

2012

Baton Rouge Regional • Baton Rouge, La.

Date	Result	Opponent	WP	LP	Att.
6/1/12	W, 2-1	Belmont	Bryant	Brookshire	10,041
6/2/12	L, 1-7	LSU	Gausman	Child	11,535
6/3/12	W, 11-2	La.-Monroe	Wetzler	Aulds	10,369
6/3/12	L, 5-6	LSU	Cotton	Davis	11,036

All-Regional Team: John Tommasini, 2B; Michael Conforto, OF; Ryan Barnes, OF; Joey Matthews, OF; Danny Hayes, DH

2013

Corvallis Regional • Corvallis, Ore.

Date	Result	Opponent	WP	LP	Att.
5/31/13	W, 5-4	UTSA	Engelbrekt	Sims	3,222
6/1/13	W, 3-2	UC Santa Barbara	Moore	Mahle	3,535
6/2/13	W, 6-1	Texas A&M	Wetzler	Jester	3,362

All-Regional Team: Dylan Davis (Most Outstanding Player), OF; Jake Rodriguez, C; Andy Peterson, 2B; Ryan Barnes, DH; Andrew Moore, RHP; Ben Wetzler, LHP

Corvallis Super Regional • Corvallis, Ore.

Date	Result	Opponent	WP	LP	Att.
6/8/13	L, 2-6	Kansas State	Matthys	Fry	3,574
6/9/13	W, 12-4	Kansas State	Moore	McFadden	3,602
6/10/13	W, 4-3	Kansas State	Wetzler	Matthys	3,564

College World Series • Omaha, Neb.

Date	Result	Opponent	WP	LP	Att.
6/15/13	L, 4-5	Mississippi St.	Mitchell	Boyd	24,473
6/17/13	W, 11-4	Louisville	Wetzler	Thompson	18,980
6/19/13	W, 1-0	Indiana	Boyd	Slegers	26,035
6/21/13	L, 1-4	Mississippi St.	Graveman	Moore	18,868

All-CWS Team: Michael Conforto, OF

2014

Corvallis Regional • Corvallis, Ore.

Date	Result	Opponent	WP	LP	Att.
5/30/14	W, 2-1	N. Dakota St.	Moore	Ernst	3,408
5/31/14	L, 2-14	UC Irvine	Surrey	Fry	3,422
6/1/14	W, 6-1	UNLV	Wetzler	Oakley	3,372
6/1/14	W, 4-0	UC Irvine	Schultz	Brock	3,386
6/2/14	L, 2-4	UC Irvine	Manarino	Thompson	3,435

All-Regional Team: Logan Ice, C; Jeff Hendrix, OF; Kavin Keyes, 1B; Scott Schultz, RHP

2015

Dallas Regional • Dallas, Texas

Date	Result	Opponent	WP	LP	Att.
5/29/15	W, 5-4	Texas	Church	Bellows	2,643
5/31/15	L, 1-5	VCU	Dwyer	Rasmussen	1,779
5/31/15	L, 1-7	Dallas Baptist	Stutzman	Eckert	2,297

All-Regional Team: Kyle Nobach, OF

2017

Corvallis Regional • Corvallis, Ore.

Date	Result	Opponent	WP	LP	Att.
6/2/17	W, 8-2	Holy Cross	Thompson	King	3,508
6/3/17	W, 11-0	Yale	Heimlich	Brodkowski	3,474
6/4/17	W, 8-1	Yale	Eisert	Espig	3,456

All-Regional Team: Steven Kwan (Most Outstanding Player) OF; Cadyn Grenier, SS; Michael Gretler, 3B; KJ Harrison, 1B; Luke Heimlich, LHP; Trevor Larnach, DH; Adley Rutschman, C

Corvallis Super Regional • Corvallis, Ore.

Date	Result	Opponent	WP	LP	Att.
6/9/17	W, 8-4	Vanderbilt	Thompson	Raby	3,737
6/10/17	W, 9-2	Vanderbilt	Fehmel	Wright	3,734

College World Series • Omaha, Neb.

Date	Result	Opponent	WP	LP	Att.
6/17/17	W, 6-5	CSU Fullerton	Mulholland	Workman	22,656
6/19/17	W, 13-1	LSU	Fehmel	Walker	24,874
6/23/17	L, 1-3	LSU	Lange	Thompson	21,257
6/24/17	L, 1-6	LSU	Gilbert	Fehmel	15,618

All-CWS Team: Nick Madrigal, 2B

2018

Corvallis Regional • Corvallis, Ore.

Date	Result	Opponent	WP	LP	Att.
6/1/18	W, 9-3	Northwestern St.	Fehmel	Heisler	3,908
6/2/18	W, 14-1	LSU	Heimlich	Hess	4,009
6/3/18	W, 12-0	LSU	Abel	Fontenot	3,915

All-Regional Team: Nick Madrigal (Most Outstanding Player) 2B; Kevin Abel, RHP; Bryce Fehmel, RHP; Cadyn Grenier, SS; Steven Kwan, OF; Trevor Larnach, OF; Adley Rutschman, C; Zak Taylor, 1B

Corvallis Super Regional • Corvallis, Ore.

Date	Result	Opponent	WP	LP	Att.
6/8/18	W, 8-1	Minnesota	Heimlich	Meyer, R.	3,960
6/9/18	W, 6-3	Minnesota	Chamberlain	Meyer, M.	4,025

College World Series • Omaha, Neb.

Date	Result	Opponent	WP	LP	Att.
6/16/18	L, 6-8	North Carolina	O'Brien	Heimlich	21,628
6/18/18	W, 14-5	Washington	Abel	Hardy	16,881
6/20/18	W, 11-6	North Carolina	Mulholland	Daniels	21,568
6/22/18	W, 12-2	Mississippi St.	Eisert	Billingsley	21,002
6/23/18	W, 5-2	Mississippi St.	Abel	Small	21,821
6/26/18	L, 1-4	Arkansas	Knight	Heimlich	25,321
6/27/18	W, 5-3	Arkansas	Abel	Cronin	25,580
6/28/18	W, 5-0	Arkansas	Abel	Campbell	19,323

All-CWS Team: Adley Rutschman (Most Outstanding Player) C; Cadyn Grenier, SS; Trevor Larnach, OF; Tyler Malone, DH; Kevin Abel, RHP

All-Time Oregon State Postseason Honors
All-Regional Team (49)

Year	Player	Pos.	Location
1986	Dave Brundage	OF	Stillwater, Okla.
2005	Mitch Canham	C	Corvallis
2005	Jacoby Ellsbury	OF	Corvallis
2005	Cole Gillespie	OF	Corvallis
2005	Tyler Graham	OF	Corvallis
2005	Andy Jenkins	1B	Corvallis
2005	Shea McFeely	3B	Corvallis
2005	Jonah Nickerson	RHP	Corvallis
2006	Darwin Barney	SS	Corvallis
2006	Cole Gillespie	OF	Corvallis
2006	Tyler Graham	OF	Corvallis
2006	Chis Kunda	2B	Corvallis
2006	Jonah Nickerson	RHP	Corvallis
2007	Darwin Barney	SS	Charlottesville, Va.
2007	Chris Hopkins	OF	Charlottesville, Va.
2007	Lonnie Lechelt	3B	Charlottesville, Va.
2007	Jordan Lennerton	1B	Charlottesville, Va.
2007	Joe Paterson	LHP	Charlottesville, Va.
2007	Joey Wong	2B	Charlottesville, Va.
2009	Koa Kahalehoe	OF	Fort Worth, Texas
2009	Ryan Ortiz	C	Fort Worth, Texas
2009	Jorge Reyes	RHP	Fort Worth, Texas
2009	John Tommasini	2B	Fort Worth, Texas
2010	Adalberto Santos	OF	Gainesville, Fla.
2011	Ryan Barnes	OF	Corvallis
2011	Carter Bell	3B	Corvallis
2011	Parker Berberet	1B	Corvallis
2011	Sam Gaviglio	RHP	Corvallis
2011	Garrett Nash	OF	Corvallis
2011	Brian Stamps	OF	Corvallis
2011	Andrew Susac	C	Corvallis
2012	John Tommasini	2B	Baton Rouge
2012	Michael Conforto	OF	Baton Rouge
2012	Ryan Barnes	OF	Baton Rouge
2012	Joey Matthews	OF	Baton Rouge
2012	Danny Hayes	DH	Baton Rouge
2013	Jake Rodriguez	C	Corvallis
2013	Andy Peterson	2B	Corvallis
2013	Dylan Davis	OF	Corvallis
2013	Ryan Barnes	DH	Corvallis
2013	Andrew Moore	RHP	Corvallis
2013	Ben Wetzler	LHP	Corvallis
2014	Logan Ice	C	Corvallis
2014	Kavin Keyes	1B	Corvallis
2014	Jeff Hendrix	OF	Corvallis
2014	Scott Schultz	RHP	Corvallis
2015	Kyle Nobach	OF	Dallas
2017	Cadyn Grenier	SS	Corvallis
2017	Michael Gretler	3B	Corvallis
2017	KJ Harrison	1B	Corvallis
2017	Luke Heimlich	LHP	Corvallis
2017	Steven Kwan	OF	Corvallis
2017	Trevor Larnach	DH	Corvallis
2017	Adley Rutschman	C	Corvallis
2018	Kevin Abel	RHP	Corvallis
2018	Bryce Fehmel	RHP	Corvallis
2018	Cadyn Grenier	SS	Corvallis
2018	Steven Kwan	OF	Corvallis
2018	Trevor Larnach	OF	Corvallis
2018	Nick Madrigal	2B	Corvallis
2018	Adley Rutschman	C	Corvallis
2018	Zak Taylor	1B	Corvallis

All-College World Series Team (13)

Year	Player	Pos.	Location (Omaha)
2006	Cole Gillespie	OF	Rosenblatt
2006	Kevin Gunderson	LHP	Rosenblatt
2006	Shea McFeely	3B	Rosenblatt
2006	Jonah Nickerson	RHP	Rosenblatt
2006	Bill Rowe	1B	Rosenblatt
2007	Darwin Barney	SS	Rosenblatt
2007	Mitch Canham	C	Rosenblatt
2007	Mike Lissman	OF	Rosenblatt
2007	Jorge Reyes	RHP	Rosenblatt
2007	Scott Santschi	OF	Rosenblatt
2007	Joey Wong	2B	Rosenblatt
2013	Michael Conforto	OF	TD Ameritrade Park
2017	Nick Madrigal	2B	TD Ameritrade Park
2018	Adley Rutschman	C	TD Ameritrade Park
2018	Cadyn Grenier	SS	TD Ameritrade Park
2018	Trevor Larnach	OF	TD Ameritrade Park
2018	Tyler Malone	DH	TD Ameritrade Park
2018	Kevin Abel	RHP	TD Ameritrade Park

Most Outstanding Players (8)

Year	Player	Pos.	Location
2005	Mitch Canham	C	Corvallis Regional
2006	Chris Kunda	2B	Corvallis Regional
2006	Jonah Nickerson	RHP	Omaha CWS
2007	Joe Paterson	LHP	Charlottesville Regional
2007	Jorge Reyes	RHP	Omaha CWS
2011	Sam Gaviglio	RHP	Corvallis Regional
2013	Dylan Davis	OF	Corvallis Regional
2017	Steven Kwan	OF	Corvallis Regional
2018	Nick Madrigal	2B	Corvallis Regional
2018	Adley Rutschman	C	Omaha CWS

Career Leaders

Minimum 25 at bats, 10 Innings Pitched

Offense

Batting Average	.459, Andy Jenkins (2005)
Games Played	33, Darwin Barney (2005-07)
	33, Mitch Canham (2005-07)
Games Started	33, Darwin Barney (2005-07)
At Bats	135, Darwin Barney (2005-07)
Runs Scored	33, Darwin Barney (2005-07)
Hits	40, Darwin Barney (2005-07)
Runs Batted In	26, Mitch Canham (2005-07)
Doubles	9, Michael Conforto (2012-14)
Triples	2, Andy Jenkins (2005)
	2, John Wallace (2005-06)
	2, Cole Gillespie (2005-06)
Home Runs	4, Jordan Lennerton (2007) & KJ Harrison (2015-17)
Walks	19, Darwin Barney (2005-07)
Strikeouts	28, Mitch Canham (2005-07)
Stolen Bases	8, Tyler Graham (2005-06)

Pitching

Earned Run Average	0.56, Jake Mulholland (2017-18)
Wins	5, Jonah Nickerson (2005-06), Mike Stutes (2006-07), Ben Wetzler (2011-14), Kevin Abel (2018)
Winning Percentage	1.000, Mike Stutes (2006-07) Ben Wetzler (2011-14), Kevin Abel (2018)
Saves	6, Kevin Gunderson (2005-06)
Games Pitched	16, Eddie Kunz (2006-07)
Games Started	8, Jonah Nickerson (2005-06), Mike Stutes (2006-07), Bryce Fehmel (2017-18)
Innings Pitched	58.0, Jonah Nickerson (2005-06)
Hits Allowed	49, Dallas Buck (2005-06)
Runs Allowed	26, Dallas Buck (2005-06)
Earned Runs Allowed	23, Dallas Buck (2005-06)
	23, Mike Stutes (2006-07)
Walks Allowed	24, Dallas Buck (2005-06)
Strikeouts	52, Jonah Nickerson (2005-06)

Individual Postseason Leaders

Minimum 15 at bats, 5 Innings Pitched

Offense

Batting Average	.529 (9-17), Koa Kahalehoe (2009)
	.529 (9-17), Kavin Keyes (2014)
Games Played	13, 15 players (2006 and 2018)
Games Started	13, 14 players (2006 and 2018)
At Bats	61, Nick Madrigal (2018)
Runs Scored	20, Trevor Larnach (2018)
Hits	25, Adley Rutschman (2018)
Runs Batted In	20, Adley Rutschman (2018)
Doubles	6-3x, Michael Conforto (2013), Trevor Larnach (2018), Adley Rutschman (2018)
Triples	2-3x (2005, 2006, 2007)
Home Runs	4-2x, Jordan Lennerton (2007) & KJ Harrison (2017)
Walks	10-2x, Mike Lissman (2007) & Trevor Larnach (2018)
Strikeouts	17, Lonnie Lechelt (2007)
Stolen Bases	6-2x, Tyler Graham (2006) & Nick Madrigal (2018)

Pitching

Earned Run Average	0.00, 6 times
Wins	5, Kevin Abel (2018)
Saves	5, Kevin Gunderson (2006)
Games Pitched	9, Joe Paterson (2007)
Games Started	5-4x
Innings Pitched	36.2, Jonah Nickerson (2006)
Hits Allowed	31, Dallas Buck (2006)
Runs Allowed	16, Dallas Buck (2006)
Earned Runs Allowed	16, Dallas Buck (2006)
Walks Allowed	17, Mike Stutes (2007)
Strikeouts	34, Jonah Nickerson (2006)

Team Game Superlatives

Offense

At Bats	46, vs. Virginia (6/2/07)
Runs Scored	19, vs. St. John's (6/5/05)
Hits	22, vs. St. John's (6/5/05)
Runs Batted In	19, vs. St. John's (6/5/05)
Doubles	5, vs. Kansas (6/3/06)
Triples	2, vs. Miami (6/17/06)
Home Runs	3-2x, last vs. North Carolina (6/20/18)
Total Bases	33, vs. St. John's (6/5/05)
Walks	10, vs. Michigan (6/11/07)
Strikeouts	14, vs. LSU (6/3/12)
Stolen Bases	4-2x, last vs. Michigan (6/11/07)

Pitching

Innings Pitched	13.0, vs. Virginia (6/2/07)
Runs Allowed	17, vs. Stanford (5/24/85)
Earned Runs Allowed	17, vs. Stanford (5/24/85)
Walks Allowed	9-2x, last vs. Miami (6/17/06)
Strikeouts	16, vs. Arkansas (6/26/18)
Hits Allowed	18, vs. Stanford (5/24/85)

Fielding

Putouts	39, vs. Virginia (6/2/07)
Assists	19-2x, last vs. TCU (5/30/09)
Errors	4-6x, last vs. LSU (6/3/12)
Passed Balls	2-2x, last vs. Virginia (6/2/07)
Double Plays Turned	3-2x, last vs. LSU (6/2/18)

Individual Game Superlatives

Offense

At Bats	6, multiple times
Runs Scored	4-2x, last by Trevor Larnach vs. LSU (6/2/18)
Hits	5, three times, last vs. Koa Kahalehoe vs. Texas A&M (5/31/09)
Runs Batted In	6, Bill Rowe vs. Hawai'i (6/4/06)
Doubles	3, two times, last by Cole Gillespie vs. Kansas (6/3/06)
Triples	1, 18 times
Home Runs	2, three times, last by Chris Kunda vs. Kansas (6/3/06)
Total Bases	11, Andy Jenkins vs. USC (6/13/05)
Walks	3, Trevor Larnach vs. LSU (6/3/18)
Strikeouts	3, multiple times
Stolen Bases	2, 3 times, last by Nick Madrigal vs. LSU (6/3/18)

Pitching

Innings Pitched	9.0, 13 times
	last by Kevin Abel vs. Arkansas (6/28/18)
Runs Allowed	10, Sam Gaviglio vs. Vanderbilt (6/10/11)
Earned Runs Allowed	10, Sam Gaviglio vs. Vanderbilt (6/10/11)
Walks Allowed	7, two times
	last by Dave Brundage vs. Arkansas (5/22/86)
Strikeouts	14, Andrew Moore vs. North Dakota State (5/30/14)
Hits Allowed	10, two times,
	last by Jorge Reyes vs. Texas A&M (5/31/09)

Complete Games By Oregon State Pitchers

6/28/18	Kevin Abel vs. Arkansas (win)
6/10/17	Bryce Fehmel vs. Vanderbilt (win)
6/1/14	Scott Schultz vs. UC Irvine (win)
6/1/14	Ben Wetzler vs. UNLV (win)
6/19/13	Matt Boyd vs. Indiana (win)
6/2/13	Ben Wetzler vs. Texas A&M (win)
6/4/11	Sam Gaviglio vs. Creighton (win)
5/31/09	Jorge Reyes vs. Texas A&M (win)
6/4/05	Jonah Nickerson vs. St. John's (win)
5/24/86	Bryce Hulstrom vs. Arkansas (win)
5/22/86	Dave Brundage vs. Arkansas (loss)
5/25/85	Dave Brundage vs. Pepperdine (loss)
5/28/83	Scott Anderson vs. UC Santa Barbara (loss)

* Statistical records date back to 1983 postseason