



PRIMERGY TX2550 M4  
Tower or 4U Rack server



Chapter	Folder	Content
	Cover	List of content, Instructions for usage of this configurator, abbreviations
	Description	System Description for easier understanding
1	Base	Describes base units of TX2550 M4
2		Describes rack mount kits and services
3	CPU	Order codes, information E5-2600v5 series process
4	RAM	DDR4 System memory (RAM) and memory modes
5	GFX	Graphics-, Grid-cards, GPU and Xeon Co processors
6	HD_cage	HDD cage kits
7	RAID	SAS / RAID Controller and components
8	ODD	Optical disk drives (DVD, DVD-rw, Blu ray)
9	Backup	LTO drives & RDX drive
10	HD_SSD	Storage drives - PCIe SSD - SAS/SATA SSD & HDD
11	LAN	LAN Components
12	FC_IB	Fibre Channel Controller
13		Infiniband Controller
14	PSU	Power supply units, power cables, country specifics
15	USB_devices	Keyboards, Mice, USB devices
16	others	System Management, ATD, RS232 port, TPM modul

# Instructions

This document contains basic product and configuration information that supports you in more complicated configurations.

In any case we recommend to use the PC-/SystemArchitect to make sure, that you configure a valid system.

This System configurator is divided into several chapters. They are identical to the current price list and PC-/SystemArchitect.

## Chapter xx - description of chapter

Text fields with grey color offer extra information for related topics (e.g prerequisites, technical back ground, configuration rules, limitations, ...)

<b>S26361-F4610-E2</b>
<b>S26361-F4610-L3</b>
PLAN 2x1Gb Ethern. Controller
i350-T2 chip (based on Intel Powerville) offers 2x1Gb RJ45 connectors
PCIe Gen2 x4 full height card
max. 6x per system

<-- order code E-part (bold) --

<-- order code L-part (bold)

<-- "name" of this part

<--description of this part, in same cases as well description of content

<--requires a free PCIe slot --> means total amount of PCIe slots reduced

<--indicates how often this part can be configured in the related Server

### For further information see:

Link to datasheet:

[http:// xxx](http://xxx)

[http://ts.fujitsu.com/products/standard\\_servers/index.html](http://ts.fujitsu.com/products/standard_servers/index.html)

(internet)

[https://partners.ts.fujitsu.com/com/order-supply/configurators/primergy\\_config/Pages/default.aspx](https://partners.ts.fujitsu.com/com/order-supply/configurators/primergy_config/Pages/default.aspx)

(extranet)

Fujitsu is providing the content of this document with very high accuracy. In case you identify a mistake, we would kindly encourage you to inform us. We kindly ask for understanding, that errors still may occur and that Fujitsu may change this document without notice



PRIMERGY TX2550 M4 server offers 3 drive mounting areas:

upper drive area - optional

- for up to 3x 1.6" bays for optical disk drives or back-up drives
- or up to 4x 3.5" LFF HDD and 1x 9.5mm optical disk drive
- or up to 8x 2.5" SFF HDD/SSD/PCIe-SSD and 1x 1.6" bay for optical disk drive or back-up drive

combined bottom/mid drive area - optional

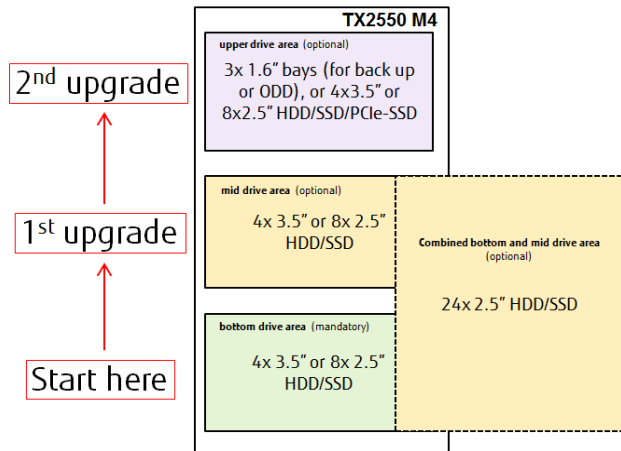
- for up to 24x 2.5" SFF HDD/SSD

mid drive area - optional

- for up to 4x 3.5" LFF HDD
- or up to 8x 2.5" SFF HDD/SSD

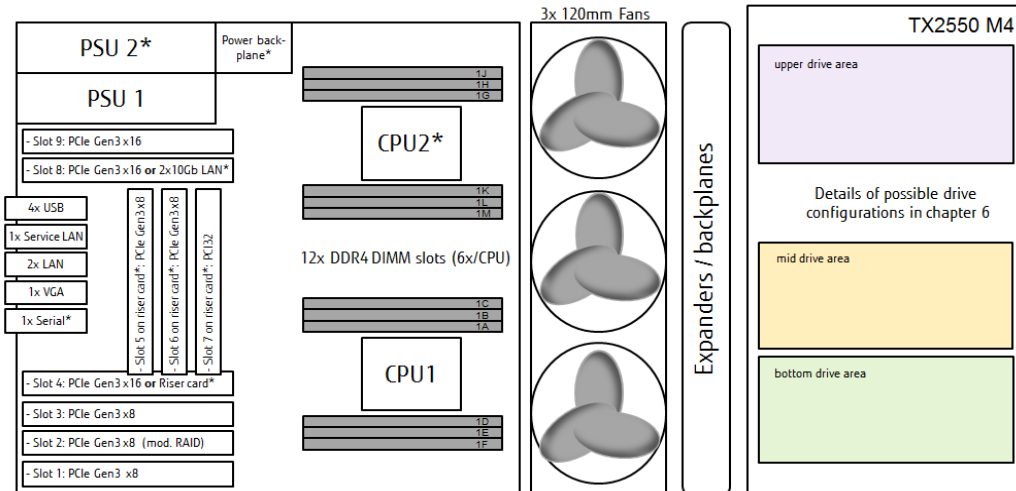
bottom drive area - mandatory

- for up to 4x 3.5" LFF HDD
- or up to 8x 2.5" SFF HDD/SSD



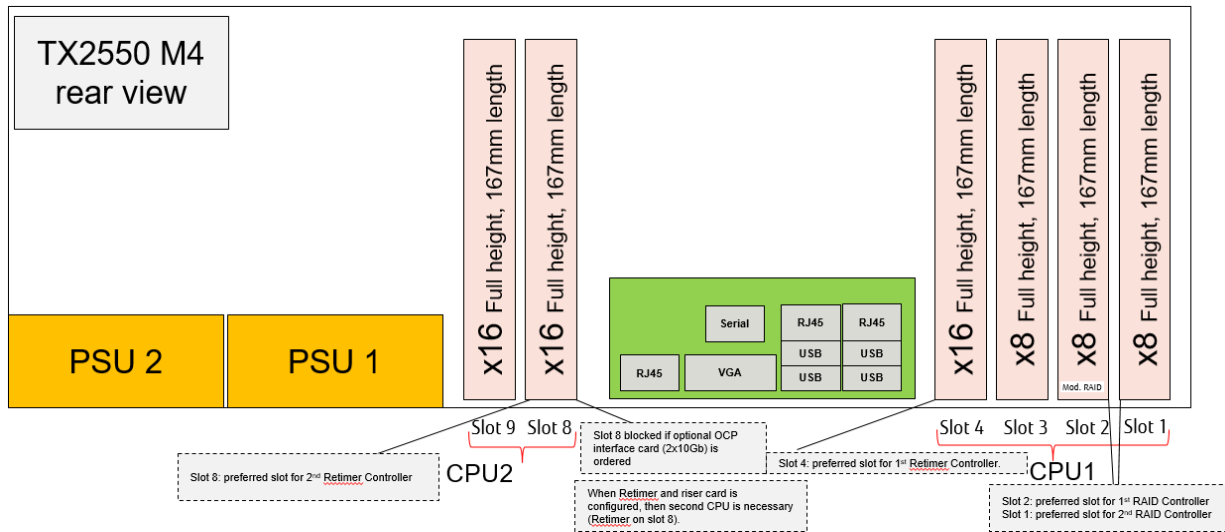
**! All possible configurations in chapter 6: "HD\_cage"**

**Schematic overview of the interior of PRIMERGY TX2550 M4**

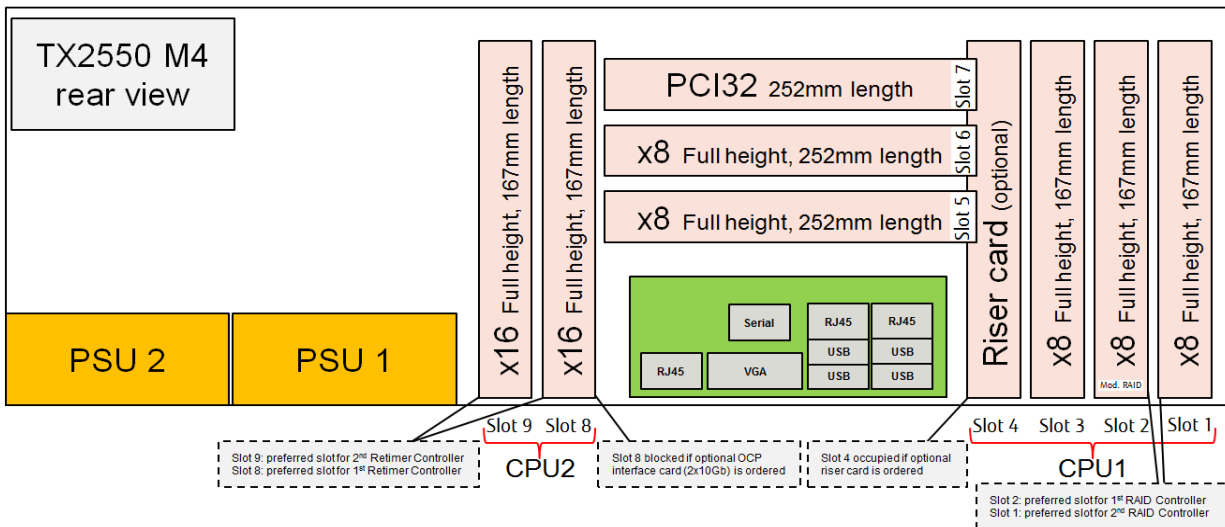


\*Option.  
 - Slots 1, 2, 3, 4, 5, 6 and 7 available with CPU1.  
 - Slots 8 and 9 available with CPU2.

Schematic overview of onboard PCIe slots on PRIMERGY TX2550 M4



Schematic overview of onboard PCIe slots and PCIe/PCI32 slots on optional riser card on PRIMERGY TX2550 M4



recommended components for TX2550 M4	#
Independant Mode installation	1x
PLAN EM Blind Panel OCP	1x
Region kit APAC/EMEA/India	1x
iRMC S4 advanced pack	1x
Modular PSU 450W platinum hot plug	2x

**Chapter 1 - base unit**

**Start**

**Power supply units & cooling:**

PRIMERGY TX2550 M4 offers bays for 2x (1x optional hot plug redundant) power supply units of 450W, 800W, 1.200W with up to 96% efficiency. Equipped with high performance, full height CPU heat pipes and 3x120mm high power fans (optional non-hot plug redundant or single hot plug red.) with optimized blades and fan control for silent and safe operation. Rack options ex factory or via retrofit upgrade with rack conversion kit.

**Server Management:**

iRMC S5 (integrated Remote Management Controller) on-board with dedicated Service LAN-port and integrated graphics controller. With onboard indicators and controls to easily highlight failed components via LEDs displayed during service even without mains connection by simply pressing the "indicate CSS" button. Optional ServerView Suite software incl. ServerView Installation Manager, Server View Remote Management and tools.

**Platform:**

Fujitsu Systemboard D3386 made in Germany based on Chipset Intel® C624, up to two Xeon EP2600 v5 series CPUs, two Intel® UltraPath Interconnect (Intel® UPI) point-to-point links and onboard RAID 0/1 6Gbit/s available for up to 8x SATA drives.

**Slots:** 6x PCIe slots are on board, with optional riser card up to 7x PCIe slots + 1x PCI32 slot are available:

> 4x PCIe slots onboard, full height, 167mm length, supported with first CPU:

- Slot 1: PCIe-Gen3 x8 (occupied in configurations with 2x RAID controllers; notched for installation of a x16 card)
- Slot 2: PCIe-Gen3 x8 (occupied in configurations with 1x RAID controller; notched for installation of a x16 card)
- Slot 3: PCIe-Gen3 x8 (notched for installation of a x16 card)
- Slot 4: PCIe-Gen3 x16 (occupied in configurations with optional riser card or retimer)

> Optional full height riser card on PCIe slot 4 offers 2x additional PCIe slots, full height, 252mm and 1x PCI32 slot, with first CPU:

- Slot 5: PCIe-Gen3 x8
- Slot 6: PCIe-Gen3 x8
- Slot 7: PCI-32Bit

> 2x PCIe slots onboard full height, 167mm length, supported with second CPU:

- Slot 8: PCIe-Gen3 x16 (occupied in configurations with 1x Retimer controller (when riser card (on slot 4) parallelly configured))
- Slot 9: PCIe-Gen3 x16

**System RAM:**

12x slots for DDR4-2666MHz RAM modules available (6x RAM modules per CPU). Memory speed depends on CPU and configuration.

**LAN:** 2x 1Gb LAN onboard; optional 2x 10Gb T or 2x 10Gb SFP+ interface card onboard with OCP carrier card (OCP carrier card blocks PCIe slot 8).

**Interfaces at rear side**

- 1x optional RS-232-C (serial port, 9 pin)
- 2x LAN RJ45 (additional 2x RJ45 optionally available)
- 1x service LAN RJ45 (1 Gbit)
- 1x VGA (15 pins)
- 4x USB 3.0

**Interfaces at front side**

- 2x USB 3.0 (no USB wakeup)

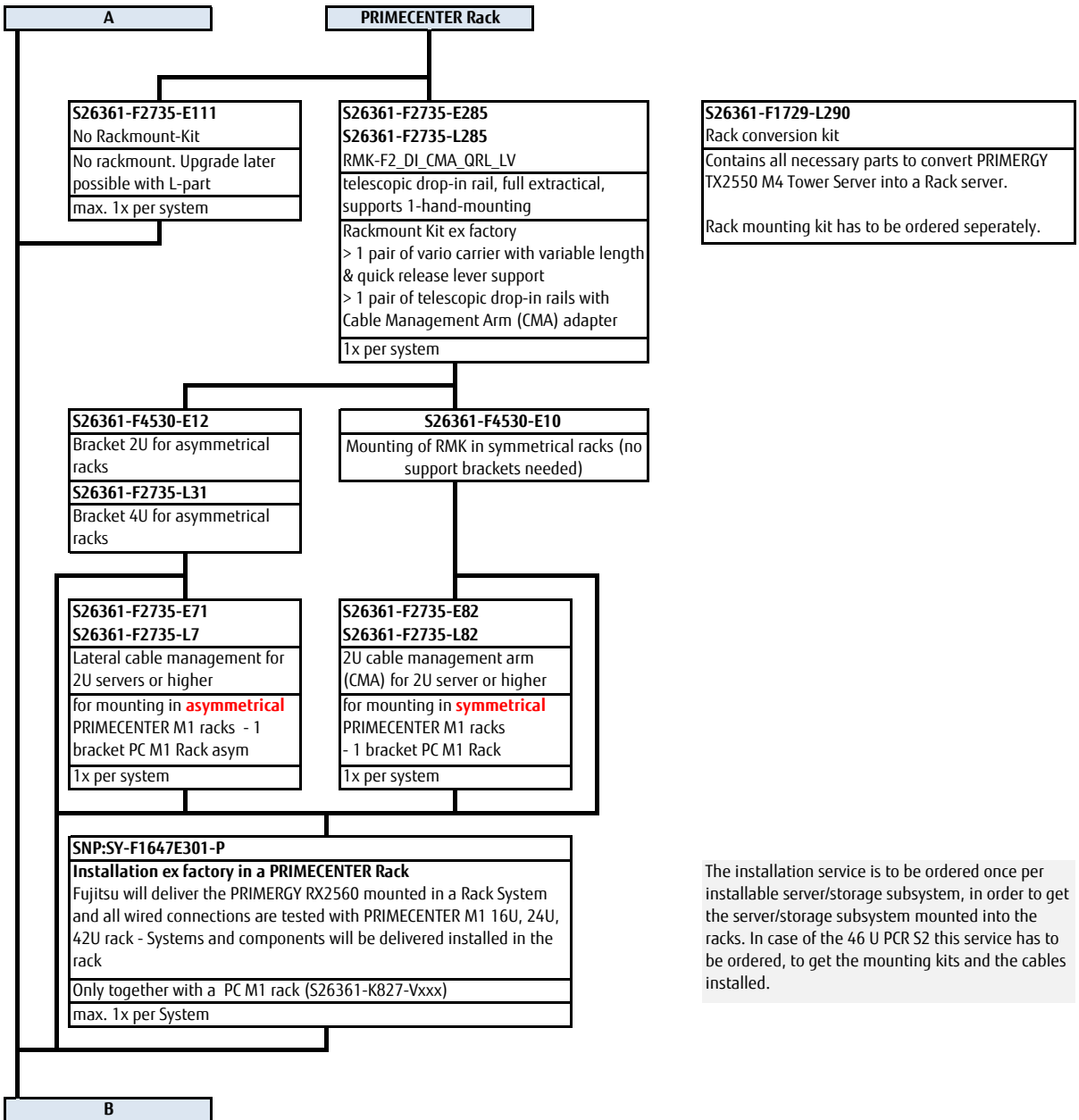
**Interfaces internal**

- 1x USB 2.0 for backup devices, 1x USB 3.0 (type A)
- 2x M.2 SATA/PCIe
- 1x connector for TPM, 1x microSD card slot

	Tower base units, non-hp fans, 6x card slots	Tower base units, hp fans, up to 8 card slots	Rack base units, hp fans, up to 8 card slots
Choose one base unit	<b>PY TX2550 M4 Tower, 4x3.5" basic</b> S26361-K1596-V108 Tower server, expandable to 8x3.5"; Incl. D3386 board, red. non-hp fans, 6x card slots, lockable front bezel.	<b>PY TX2550 M4 Tower, 8x3.5"</b> S26361-K1596-V112 Tower server, expandable to 12x3.5"; Incl. D3386 board, hp/red. fans, up to 8x card slots, lockable front bezel.	<b>PY TX2550 M4 Rack, 8x3.5"</b> S26361-K1596-V312 Rack server, expandable to 12x3.5"; Incl. D3386 board, hp/red. fans, up to 8x card slots, rack front bezel.
	<b>PY TX2550 M4 Tower, 8x2.5" basic</b> S26361-K1596-V208 Tower server, not expandable; Incl. D3386 board, red. non-hp fans, 6x card slots, lockable front bezel.	<b>PY TX2550 M4 Tower, 8x2.5"</b> S26361-K1596-V224 Tower server, expandable to 24x2.5"; Incl. D3386 board, hp/red. fans, up to 8x card slots, lockable front bezel.	<b>PY TX2550 M4 Rack, 8x2.5"</b> S26361-K1596-V424 Rack server, expandable to 24x2.5"; Incl. D3386 board, hp/red. fans, up to 8x card slots, rack front bezel.
	<b>PY TX2550 M4 Tower 4x3.5" basic and                      PY TX2550 M4 Tower 8x2.5" basic do                      not support ATD options!</b>	<b>PY TX2550 M4 Tower, 24x2.5"</b> S26361-K1596-V232 Tower server, expandable to 32x2.5"; Incl. D3386 board, hp/red. fans, up to 8x card slots, lockable front bezel.	<b>PY TX2550 M4 Rack, 24x2.5"</b> S26361-K1596-V432 Rack server, expandable to 32x2.5"; Incl. D3386 board, hp/red. fans, up to 8x card slots, rack front bezel.
	<b>Base units for 16x2.5", without Expander*</b>		
	<b>PY TX2550 M4 Tower, 16x2.5"</b> S26361-K1596-V216 Tower server, not expandable; Incl. D3386 board, hp/red. fans, up to 8x card slots, lockable front bezel.	<b>PY TX2550 M4 Rack, 16x2.5"</b> S26361-K1596-V416 Rack server, not expandable; Incl. D3386 board, hp/red. fans, up to 8x card slots, rack front bezel.	
	<b>A</b>	<b>A</b>	<b>PRIMECENTER Rack</b>

\* Without SAS Expander for configurations with:  
 1x 16-channel PRAID controller EP540i, or  
 2x 8-channel HBA or mirrored RAID controllers.

**Chapter 2 - Rack architecture**



**Chapter 3 - CPU**

**B**

There are 2 processor sockets available. Please configure 1 or 2 Processors.

- >> All processors have to be the same type.
- >> With one processor LOM, iRMC and 6x DIMM slots are available
- >> With two processors all 12x DIMM slots are available.
- >> To configure 2nd CPU an additional cooler kit is required.
- >> Empty CPU slot have to be filled up with a CPU Dummy!

\* HT = Hyper Threading

<b>Xeon Bronze 3100 - Basic (Shelf 1)</b>		
64-bit Intel Xeon processor supporting DDR4 @ 2133MHz & QPI Bus @ 9.6 GT/s		
Xeon Bronze 3104 6C nHT 1.7GHz 85W	S26361-F4051-E104	S26361-F4051-L104
Xeon Bronze 3106 8C nHT 1.7GHz 85W	S26361-F4051-E106	S26361-F4051-L106
<b>Xeon Silver 4100 - Standard (Shelf 2)</b>		
64-bit Intel Xeon processor supporting HT*, DDR4 @ 2400 MHz & QPI Bus 9.6 GT/s		
Xeon Silver 4108 8C 1.8GHz 85W	S26361-F4051-E108	S26361-F4051-L108
Xeon Silver 4110 8C 2.1GHz 85W	S26361-F4051-E110	S26361-F4051-L110
Xeon Silver 4114 10C 2.2GHz 85W	S26361-F4051-E114	S26361-F4051-L114
Xeon Silver 4116 12C 2.1GHz 85W	S26361-F4051-E116	S26361-F4051-L116
<b>Xeon Silver 4100 - Frequency Optimized (Shelf 2)</b>		
64-bit Intel Xeon processor supporting HT*, DDR4 @ 2400 MHz & QPI Bus @ 9.6 GT/s		
Xeon Silver 4112 4C 2.6GHz 85W	S26361-F4051-E212	S26361-F4051-L212
<b>Xeon Gold 5100 - Advanced (Shelf 3)</b>		
64-bit Intel Xeon processor supporting HT*, DDR4 @ 2400 MHz & QPI Bus @ 10.4 GT/s		
Xeon Gold 5115 10C 2.4GHz 85W	S26361-F4051-E115	S26361-F4051-L115
Xeon Gold 5118 12C 2.3GHz 105W	S26361-F4051-E118	S26361-F4051-L118
Xeon Gold 5120 14C 2.2GHz 105W	S26361-F4051-E120	S26361-F4051-L120
<b>Xeon Gold 5100 - Frequency Optimized (Shelf 3)</b>		
64-bit Intel Xeon processor supporting HT*, DDR4 @ 2666 MHz & QPI Bus @ 10.4 GT/s		
Xeon Gold 5122 4C 3.6GHz 105W	S26361-F4051-E222	S26361-F4051-L222
<b>Xeon Gold 6100 - Advanced (Shelf 4)</b>		
64-bit Intel Xeon processor supporting HT*, DDR4 @ 2666 MHz & QPI Bus @ 10.4 GT/s		
Xeon Gold 6130 16C 2.1GHz 125W	S26361-F4051-E130	S26361-F4051-L130
Xeon Gold 6140 18C 2.3GHz 140W	S26361-F4051-E140	S26361-F4051-L140
Xeon Gold 6138 20C 2.0GHz 125W	S26361-F4051-E138	S26361-F4051-L138
Xeon Gold 6148 20C 2.4GHz 150W	S26361-F4051-E148	S26361-F4051-L148
Xeon Gold 6152 22C 2.1GHz 140W	S26361-F4051-E152	S26361-F4051-L152
<b>Xeon Gold 6100 - Frequency Optimized (Shelf 4)</b>		
64-bit Intel Xeon processor supporting HT*, DDR4 @ 2666 MHz & QPI Bus @ 10.4 GT/s		
Xeon Gold 6128 6C 3.4GHz 115W	S26361-F4051-E228	S26361-F4051-L228
Xeon Gold 6134 8C 3.2GHz 130W	S26361-F4051-E234	S26361-F4051-L234
Xeon Gold 6126 12C 2.6GHz 125W	S26361-F4051-E226	S26361-F4051-L226
Xeon Gold 6136 12C 3.0GHz 150W	S26361-F4051-E236	S26361-F4051-L236
Xeon Gold 6132 14C 2.6GHz 140W	S26361-F4051-E232	S26361-F4051-L232
Xeon Gold 6142 16C 2.6GHz 150W	S26361-F4051-E242	S26361-F4051-L242
<b>Xeon Platinum 8100 Advanced (Shelf 4)</b>		
64-bit Intel Xeon processor supporting HT*, DDR4 @ 2666 MHz & QPI Bus @ 10.4 GT/s		
Xeon Platinum 8153 16C 2.0GHz 125W	S26361-F4051-E153	S26361-F4051-L153
Xeon Platinum 8160 24C 2.1GHz 150W	S26361-F4051-E160	S26361-F4051-L160
Xeon Platinum 8164 26C 2.0GHz 150W	S26361-F4051-E164	S26361-F4051-L164
<b>Xeon Silver 4100 - Embedded (Shelf 2)</b>		
64-bit Intel Xeon processor supporting HT*, DDR4 @ 2400 MHz & QPI Bus @ 9.6 GT/s		
Xeon Silver 4114T 10C 2.2GHz 85W (only Special Release)	S26361-F4051-E414	S26361-F4051-L414
<b>Xeon Gold 5100 - Embedded (Shelf 3)</b>		
64-bit Intel Xeon processor supporting HT*, DDR4 @ 2400 MHz & QPI Bus @ 10.4 GT/s		
Xeon Gold 5119T 14C 1.9GHz 85W	S26361-F4051-E419	S26361-F4051-L419

**C1**



C1

<b>Cooler Kit (see comment above; for upgrade please use according kit to the selected CPU)</b>		
Cooling Kit 2nd CPU	S26361-F3849-E100	
Cooler Kit for 2nd CPU		S26361-F4051-L850

D

**Chapter 4 - DDR4 System memory**

**D**

Each CPU offers 6 Slots for DDR4 Memory Modules organised in 1 Banks and 6 Channels with 2 Memory Controllers (3 Channels each).

If you need more than 6 Slots you have to configure the 2nd CPU.

Depending on the amount of memory configured you can decide between 4 basic modes of operation (see explanation below).

There are 2 different kinds of DDR4 Memory Modules available: RDIMM and RDIMM 3DS (also known as TSV)  
Mix of RDIMM and RDIMM 3DS is under investigation (currently not allowed).

Supported memory capacities per CPU:  
192 GB DDR4 RDIMM (6x 32GB 2Rx4)  
384 GB DDR4 RDIMM 3DS (6x 64GB 4Rx4)  
Supported memory capacities per System:  
384 GB using RDIMM  
768 GB using RDIMM 3DS technology with 64GB per module

The memory speed is independent from the configuration (1DPC) but restricted by the CPU SKU (max. 2.666 MT/s).  
DDR4 memory is operated at 1.2V

**Preview on NVDIMM support in 2018 (not POR for release in 2017)**  
Up to 4 NVDIMMs are supported per System (2 per CPU)

This leads to the following maximum memory capacity per System:  
2-304 GB DDR4 with 4x 512GB NVDIMM (2.048GB) + 8x 32GB RDIMM (256GB)

<b>S26361-F3694-E10</b>	<b>Independent Memory Mode</b>
Independent Channel Mode allows all channels to be populated in any order. All channels must run at the same interface frequency. But each channel may run at different DIMM timings (RAS latency, CAS latency, and so forth). The slowest memory module defines to bus speed.	
Configuration: minimum 1 memory module per CPU, maximum 6 memory modules per CPU	
<b>S26361-F3694-E2</b>	<b>Performance Memory Mode</b>
BIOS preconfiguration for maximum Performance. Four identical memory modules will be equipped in each slot of each channel to achieve highest memory performance. Always a multiple of 6 identical modules must be configured per CPU. All six modules are active and full capacity can be used.	
Configuration: 6 memory modules per CPU	
<b>S26361-F3694-E3</b>	<b>Mirror Channel Mode</b>
BIOS preconfiguration for Mirror mode. Two or three identical memory modules are always equipped at one memory controller to use the mirrored channel mode. Half of the modules contain active data, the remaining modules contain mirrored data. See details below.	
Configuration: minimum 4 memory module or 8 memory module or 12 memory modules per CPU	

<b>Registered Memory (RDIMM) with DDC (chipkill) and ECC support x8</b>		
8GB (1x8GB) 2Rx8 DDR4-2666 R ECC	S26361-F4026-E118	S26361-F4026-L118
16GB (1x16GB) 2Rx8 DDR4-2666 R ECC	S26361-F4026-E116	S26361-F4026-L116
<b>Registered Memory (RDIMM) with DDC (chipkill) and ECC support x4</b>		
8GB (1x8GB) 1Rx4 DDR4-2666 R ECC	S26361-F4026-E208	S26361-F4026-L208
16GB (1x16GB) 2Rx4 DDR4-2666 R ECC	S26361-F4026-E226	S26361-F4026-L226
16GB (1x16GB) 1Rx4 DDR4-2666 R ECC	S26361-F4026-E216	S26361-F4026-L216
32GB (1x32GB) 2Rx4 DDR4-2666 R ECC	S26361-F4026-E232	S26361-F4026-L232
<b>Registered Memory (RDIMM) 3DS with DDC (chipkill) and ECC support</b>		
64GB (1x64GB) 4Rx4 DDR4-2666 3DS ECC	S26361-F4026-E364	S26361-F4026-L364
<b>Registered Memory (RDIMM) LR with DDC (chipkill) and ECC support</b>		
64GB (1x64GB) 4Rx4 DDR4-2666 LR ECC	S26361-F4026-E464	S26361-F4026-L464
<b>NVDIMM 2666 (will be launched in 2018; not POR for first release)</b>		
128GB (1x128GB) DDR4-2666 NV ECC	TBD	TBD
256GB (1x256GB) DDR4-2666 NV ECC	TBD	TBD
512GB (1x512GB) DDR4-2666 NV ECC	TBD	TBD

only special release  
only special release

only special release

**E**

**Detailed information**

Mode	Configuration	RDIMM		Use case, advantage
		RDIMM	LRDIMM	
		x8	x4	
SDDC (chipkill) support	any	no	yes	supports detecting multi-bit errors
Independant channel mode	1, 2 or 3 Modules per Bank	yes	yes	offers max. flexibility, upgradeability, capacity
Mirrored channel mode *)	4 identical Modules / Bank	no	yes	offers maximum security
Performance mode	4 identical Modules / Bank	yes	yes	offers maximum performance and capacity

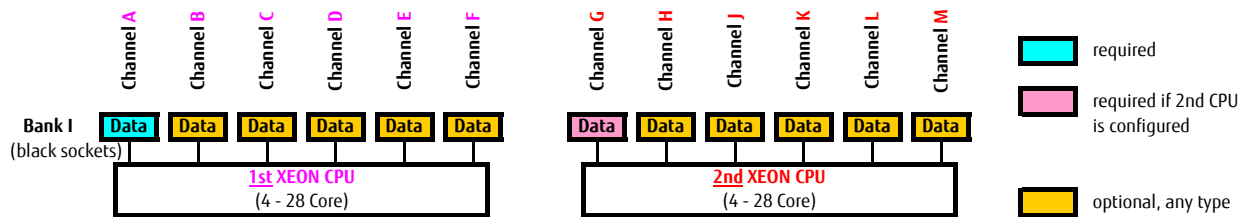
\*) For the delivery ex factory the system will be prepared with dedicated BIOS setting.

Capacity	Configuration	RDIMM	LRDIMM	Notes
Min. Memory per CPU	1 Module / CPU	1x8GB	1x64GB	with one CPU
Max. Memory per CPU	6 Modules / CPU	6x32GB	6x64GB	with one CPU
Max. Memory per System	12 Modules / System	384GB	768GB	if second CPU is configured

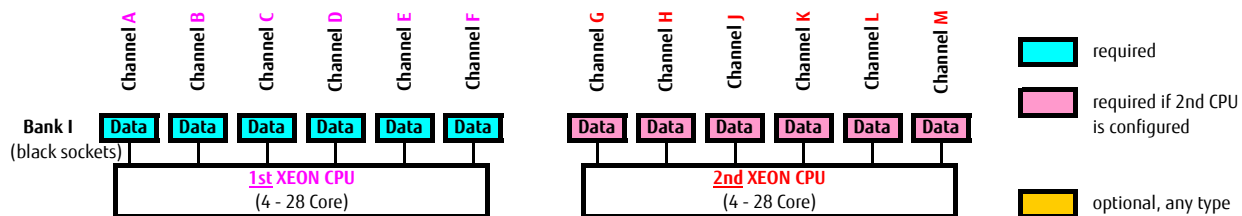
The memory sockets on the Systemboards are color coded

<b>Bank I</b>	black sockets	<b>Bank II</b>	blue sockets
---------------	---------------	----------------	--------------

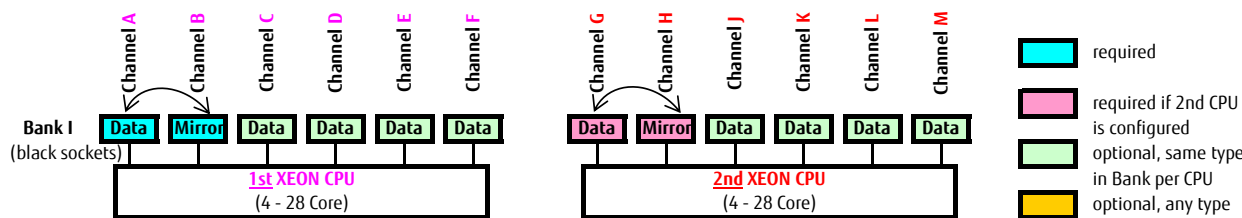
**Independant channel mode**



**Performance Channel Mode**

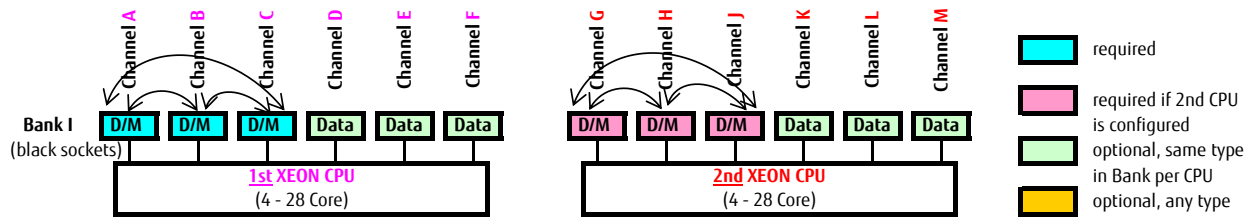


**Mirror Channel Mode (2 DIMMS per CPU)**



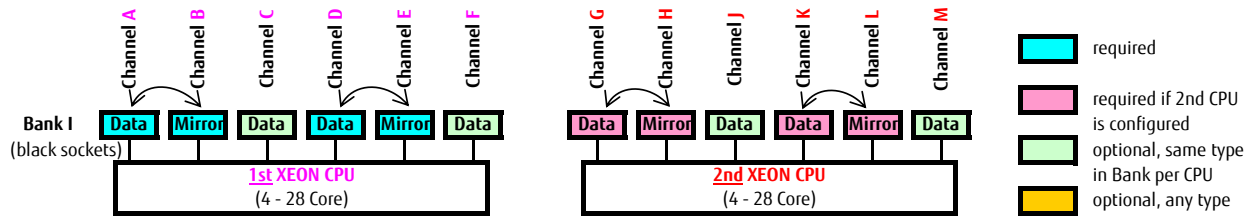
Mirrored Channel Mode (2 DIMMS per CPU) requires identical modules on channel A & B (1st CPU) or channel G & H (2nd CPU) 50% of the capacity is used for the mirror => the available memory for applications is only half of the installed memory. If this mode is used, a multiple of 2 identical modules has to be ordered.

**Mirror Channel Mode (3 DIMMS per CPU)**



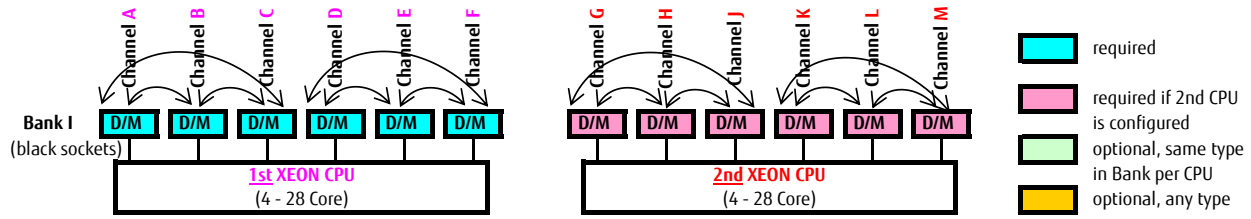
Mirrored Channel Mode (3 DIMMS per CPU) requires identical modules on channel A, B & C (1st CPU) or channel G, H & J (2nd CPU) 50% of the capacity is used for the mirror => the available memory for applications is only half of the installed memory. If this mode is used, a multiple of 3 identical modules has to be ordered.

**Mirror Channel Mode (4 DIMMS per CPU)**



Mirrored Channel Mode (4 DIMMS per CPU) requires identical modules on channel A, B, D & E (1st CPU) or channel G, H, K & L (2nd CPU) 50% of the capacity is used for the mirror => the available memory for applications is only half of the installed memory. If this mode is used, a multiple of 4 identical modules has to be ordered.

**Mirror Channel Mode (6 DIMMS per CPU)**



Mirrored Channel Mode requires identical modules on channel A, B, C, D, E, F (1st CPU) or channel G, H, J, K, L and M (2nd CPU) 50% of the capacity is used for the mirror => the available memory for applications is only half of the installed memory. If this mode is used, a multiple of 6 identical modules has to be ordered.

**Chapter 5 - Graphics cards**

E

<b>S26361-F2748-E538</b>
<b>S26361-F2748-L538</b>
PGRA CP NVS 1GB VGA PCIe x16
NVIDIA NVS315 1024 MB PCIe-x16
Connectors: 1x LFH 59, cable kit for 2x DVI or 2x VGA cable kits included
Dual head + professional 2-D + 3-D supported for Windows OS native driver support for Linux OS
occupies slot 3 (or 8)
max. 1x per system


„on special release only!“

The high end optional NVIDIA NVS315 graphic card offers dual head operation and full 3D video support.  
The cables for either two times DVI-I or VGA connections are included.  
**Remote Video direction via iRMC must be disabled.**  
This PCIe-x16 card can also be installed in a PCIe-x4, x8 or standard x16 slot.

F

**Chapter 6 - HD drive cage**

**F**



HD drive cage is a metal box providing bays for 3.5" HDDs or 2.5" HDDs/SSDs/PCIe-SSDs. Choose out of the following HD cage upgrade kits, depending on pre-selected TX2550 M4 base unit and the targeted configuration. Each upgrade kit contains all relevant parts such as metal cage, backplane, cables and mounting material.

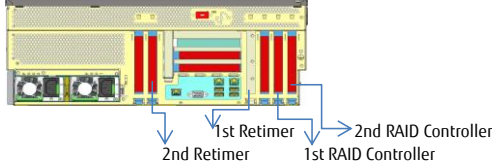
Upgrade kits for the upper drive area require the completion of the mid drive area (except for PCIeSSDs).

Up to 3x 1.6x5.25" bays are available in the upper drive area for an ODD and/or backup drive configurations; in the 12x3.5" configuration, a 9.5mm bay is available for a slim ODD. Refer to sections "ODD" and "backup" for details.

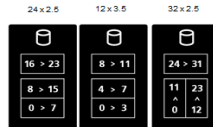
Upgrade kits are available either ex factory (E-codes) or for retrofit upgrade (L-codes). RAID configurations are recommendations; refer to section "RAID" for available options.

**Preferred slots for controller assignement**

Rear side view (incl. riser card option; refer to sheet "Description" for details)



**General drive numbering scheme**



**TX2550 M4 front views of expandable base units and corresponding HD drive cage options:**

**Base unit**



**PY TX2550 M4 Tower, 4x3.5"**  
S26361-K1596-V108

**RAID configuration** | HBA- or RAID-Controller or onboard RAID. Refer to section "RAID" for options.

**ODD / Backup** | 3x 1.6x5.25" bays are available for an optical and/or backup drives in the upper drive area.

**HD cage upgrades**



S26361-F4047-E11 | Upgrade kit for 4x3.5" HDD, mounted in the mid drive area  
S26361-F4047-L11

**RAID configuration** | 8-channel HBA- or RAID-Controller. Refer to section "RAID" for options.

**ODD / Backup** | 3x 1.6x5.25" bays are available for an optical and/or backup drives in the upper drive area.

**Base unit**



**PY TX2550 M4 Tower, 8x3.5"**  
S26361-K1596-V112

**PY TX2550 M4 Rack, 8x3.5"**  
S26361-K1596-V312

*24x SAS Expander included in Upgrade kit for 4x3.5" HDD*

**RAID configuration** | 8-channel HBA- or RAID-Controller. Refer to section "RAID" for options.

**ODD / Backup** | 3x 1.6x5.25" bays are available for an optical and/or backup drives in the upper drive area.



**HD cage upgrades**



S26361-F4047-E12 | Upgrade kit for 4x3.5" HDD, mounted in the upper drive area, incl. 24x SAS Expander  
S26361-F4047-L12  
S26361-F3900-E125 | Upgrade kit for 2x non-hp 2.5" HDD/SSD, mounted in the left side of the bottom/mid HD cages  
S26361-F3900-L125 (drives not visible/accessible from the outside); requires UG-kit for 4x3.5" HDD

**RAID configuration** | 8-channel HBA- or RAID-Controller. Refer to section "RAID" for options.

**ODD / Backup** | 1x 9.5mm bay is available for a slim optical drive in the upper drive area.



**Base unit**



**PY TX2550 M4 Tower, 8x2.5"**  
S26361-K1596-V224

**PY TX2550 M4 Rack, 8x2.5"**  
S26361-K1596-V424

*24x SAS Expander included in  
Upgrade kit for 8x2.5" HDD*

**RAID configuration** | HBA- or RAID-Controller. Refer to section "RAID" for options.

**ODD / Backup** | 3x 1.6x5.25" bays are available for an optical and/or backup drives in the upper drive area.



**HD cage upgrades**



S26361-F4047-E21  
S26361-F4047-L21 | Upgrade kit for 8x2.5" HDD/SSD, mounted in the mid drive area, incl. 24x SAS Expander

**RAID configuration** | 8-channel HBA- or RAID-Controller. Refer to section "RAID" for options.

**ODD / Backup** | 3x 1.6x5.25" bays are available for an optical and/or backup drives in the upper drive area.



S26361-F4047-E22 | Upgrade kit for 8x2.5" HDD/SSD, mounted in the upper drive area.  
S26361-F4047-L22 | This option requires S26361-F4047-E21 / S26361-F4047-L21.  
S26361-F4047-E31 | Upgrade kit for 4x2.5" PCIe-SSD, mounted in the upper drive area.  
S26361-F4047-L31 | This option requires 1x Retimer or EP5xx-series PRAID controller.  
S26361-F4047-E32 | Upgrade kit for 8x2.5" PCIe-SSD, mounted in the upper drive area. This option requires 2x Retimer or EP5xx-series  
S26361-F4047-L32 | PRAID controller. Retimer requires 2x CPU. -L32 requires S26361-F4047-E31 or -L31. Only special release.

**RAID configuration** | HBA- or RAID- or Retimer-Controllers. Refer to section "RAID" for options.

**ODD / Backup** | 1x 1.6x5.25" bay is available for an optical or backup drive in the upper drive area.



**Base unit**



**PY TX2550 M4 Tower, 24x2.5"**  
S26361-K1596-V232

**PY TX2550 M4 Rack, 24x2.5"**  
S26361-K1596-V432

*Including 32x SAS Expander!*

**RAID configuration** | 3x 8-channel HBA- or RAID-Controllers. Refer to section "RAID" for options.

**ODD / Backup** | 3x 1.6x5.25" bays are available for an optical and/or backup drives in the upper drive area.



**HD cage upgrades**



S26361-F4047-E22 | Upgrade kit for 8x2.5" HDD/SSD, mounted in the upper drive area.  
S26361-F4047-L22 | This option requires S26361-F4047-E21 / S26361-F4047-L21.  
S26361-F4047-E31 | Upgrade kit for 4x2.5" PCIe-SSD, mounted in the upper drive area.  
S26361-F4047-L31 | This option requires 1x Retimer or EP5xx-series PRAID controller.  
S26361-F4047-E32 | Upgrade kit for 8x2.5" PCIe-SSD, mounted in the upper drive area. This option requires 2x Retimer or EP5xx-series  
S26361-F4047-L32 | PRAID controllers. Retimer requires 2x CPU. -L32 requires S26361-F4047-E31 or -L31. Only special release.

**RAID configuration** | 8-channel HBA- or RAID-Controllers, plus 1x or 2x Retimer-Controllers.  
Refer to section "RAID" for options.

**ODD / Backup** | 1x 1.6x5.25" bay is available for an optical or backup drive in the upper drive area.



**TX2550 M4 front views of Not expandable base units (no HD drive cage options available):**

**Base unit**



**PY TX2550 M4 Tower, 8x2.5"**  
S26361-K1596-V208

**RAID configuration** 8-channel HBA- or RAID-Controller or onboard RAID. Refer to section "RAID" for options.

**ODD / Backup** 3x 1.6x5.25" bays are available for an optical and/or backup drives in the upper drive area.

**Base unit**



**PY TX2550 M4 Tower, 16x2.5"**  
S26361-K1596-V216

**PY TX2550 M4 Rack, 16x2.5"**  
S26361-K1596-V416

**RAID configuration** 2x 8-channel HBA- or mirrored RAID-Controllers or 1x 16-channel PRAID controller EP540i. Refer to section "RAID" for options.

**ODD / Backup** 3x 1.6x5.25" bays are available for an optical and/or backup drives in the upper drive area.



*You did not find your preferred drive cage configuration in this list of popular bundles?  
Please contact our made4you team (mailto:customer.projects@ts.fujitsu.com) for customer specific  
solutions, or visit us: <https://partners.ts.fujitsu.com/order-supply/General%20information/made4you>*

**G**



**Chapter 7 - SAS / RAID Controller**

**F** for combination and max number of controllers please see folder base / chassis;  
max number of some controllers can vary with base units with 6x card slots

onboard SATA controller with SW-RAID			
onboard controller for SATA HDD or SSD drives	4 ports 3, 6Gb/s SATA HDD/SSD	based on Intel chipset	No Cache
			SW-RAID 0, 1
			1x onboard, included

internal HBA and RAID controller, no 2nd Level cache operation of expander with PRAID CP400i is not supported

internal drive RAID / HBA controllers for SAS, SATA HDD or SSD drives			
PRAID CP400i RAID Contr.	No Cache	RAID 0, 1, 1E, 10, 5, 50	1x
PSAS CP400i HBA SAS Contr.	No Cache	HBA + RAID 0, 1	1x
			S26361-F3842-E1 S26361-F3842-L501
			S26361-F3842-E2 S26361-F3842-L502

8 ports 3, 6 & 12Gb/s SAS/SATA HDD/SSD, supports up to 8 devices without expander  
requires 1x LP PCIe 3.0 x8 (int.) slot, based on LSI SAS3008

internal RAID controller with 2nd Level cache 1GB, 2GB **Dual RAID mode with 2 RAID cards as soon as available. Available only for S26361-K1596-V216 / V416.**

internal drive RAID / SAS, SATA controllers with Cache and opt. TFM module + Flash Backup Unit and opt. Advanced SW Options			
PRAID EP420i RAID Contr.	1GB Cache	RAID 0, 1, 1E, 10, 5, 50, 6, 60	1x
			S26361-F5243-E11 S26361-F5243-L11
8 ports 3, 6 & 12Gb/s SAS/SATA HDD/SSD, supports up to 8 devices without expander requires 1x LP PCIe 3.0 x8 (int.) slot, based on LSI SAS3108			
optional Licence Activation Key, a free of charge test licence is available at PRIMERGY-PM, FastPath is included in Controller FW			
RAID Advanced SW Option CacheCade *Broadcom: SSD-cache-based HDD acceleration			1x S26361-F5243-E670 S26361-F5243-L670
optional Transportable Flash module (TFM) and Flash Backup Unit (FBU), both components required			
TFM module for 1GB Cache	NV-RAM & FBU control logic		1x S26361-F5243-E100 S26361-F5243-L100
FBU Option for PRAID EP4xx	Supercap securing the power supply of the RAID controller in case of power failure including cable with 55cm length		1x S26361-F5243-E155 S26361-F5243-L115

PRAID EP420i RAID Contr.	2GB Cache	RAID 0, 1, 1E, 10, 5, 50, 6, 60	1x
			S26361-F5243-E12 S26361-F5243-L12
PRAID EP420i for SafeStore R. Contr.	2GB Cache	RAID 0, 1, 1E, 10, 5, 50, 6, 60	1x
			S26361-F5243-E14** S26361-F5243-L14**
8 ports 3, 6 & 12Gb/s SAS/SATA HDD/SSD, supports up to 8 devices without expander requires 1x LP PCIe 3.0 x8 (int.) slot, based on LSI SAS3108			
optional Licence Activation Key, a free of charge test licence is available at PRIMERGY-PM, FastPath is included in Controller FW			
RAID Advanced SW Option CacheCade *Broadcom: SSD-cache-based HDD acceleration			1x S26361-F5243-E670 S26361-F5243-L670
optional TFM module and Flash Backup Unit (FBU), both components required			
TFM module for 2GB Cache	NV-RAM & FBU control logic		1x S26361-F5243-E200 S26361-F5243-L200
FBU Option for PRAID EP4xx	Supercap securing the power supply of the RAID controller in case of power failure including cable with 55cm length		1x S26361-F5243-E155 S26361-F5243-L115

internal NVMe, SAS, SATA RAID controller with 2nd Level cache 2GB, 4GB, 8GB

internal drive RAID / SAS controllers for E91 and SAS, SATA HDD or SSD drives			
PRAID EP520i RAID Contr. FH*	2GB Cache	RAID 0, 1, 1E, 10, 5, 50, 6, 60	1x
			S26361-F4042-E2 S26361-F4042-L502
8 ports 3, 6 & 12Gb/s SAS/SATA HDD/SSD, supports up to 8 devices without expander or 8 ports 8Gb/s NVMe PCIe, supports up to 2 x4 NVMe devices includes Fastpath and SafeStore Advanced SW-Licence requires 1x LP PCIe 3.0 x8 (int.) slot, based on LSI SAS3516			
PRAID EP540i RAID Contr. FH**	4GB Cache	RAID 0, 1, 1E, 10, 5, 50, 6, 60	1x
			S26361-F4042-E4 S26361-F4042-L504
PRAID EP580i RAID Contr. FH**	8GB Cache	RAID 0, 1, 1E, 10, 5, 50, 6, 60	1x
			S26361-F4042-E8 S26361-F4042-L508
16 ports 3, 6 & 12Gb/s SAS/SATA HDD/SSD, based on LSI SAS3516, supports up to 16 devices without expander or 16 ports 8Gb/s NVMe PCIe, supports up to 4 x4 NVMe devices without expander includes Fastpath and SafeStore Advanced SW-Licence requires 1x LP PCIe 3.0 x8 (int.) slot, based on LSI SAS3516			
optional Flash Backup Unit (FBU), Transportable Flash module (TFM) is already included			
FBU Option for PRAID EP5xx	Supercap securing the power supply of the RAID controller in case of power failure including cable with 55cm length		1x S26361-F4042-E155 S26361-F4042-L110

\* SAS, SATA: max 1x, NVMe: max 1x  
\*\* SAS, SATA: max 1x, NVMe: max 3x additional = (1+3) for -V884, available Q1 18  
For Expander configurations PRAID EPxxx are optimal for performance, PRAID CP400i is not released for expander configurations, max. 8 drives supported.

Check: the FBU can / cannot be combined with Advanced Thermal design.  
max 2 FBU can be integrated per System

CacheCade + FastPath is supported  
SafeStore + FastPath is supported

**G** external SAS controller **\*\* SafeStore (SED) RAID controller require SED HDD or SSD devices**

HBA controller for ext. drives SAS, SATA HDD or SSD drives			
PSAS CP400e HBA SAS Contr. FH	No Cache	HBA, no RAID	2x
			S26361-F3845-E1 S26361-F3845-L501
8 ports 3, 6 & 12Gb/s SAS/SATA HDD/SSD, 2x SFF8644 (external Mini-SAS HD) requires 1x LP PCIe 3.0 x8 (int.) slot, based on LSI SAS3008			

external SAS, RAID controller with 2nd Level cache 2GB			
RAID / SAS, SATA controllers for external drives with Cache and opt. TFM module + Flash Backup Unit and opt. Advanced SW Options			
PRAID EP420e RAID Contr. FH	2GB Cache	RAID 0, 1, 1E, 10, 5, 50, 6, 60	4x
			S26361-F3847-E2 S26361-F3847-L502
PRAID EP420i for SafeStore FH	2GB Cache	RAID 0, 1, 1E, 10, 5, 50, 6, 60	4x
			S26361-F3847-E4 S26361-F3847-L504
8 ports 3, 6 & 12Gb/s SAS/SATA HDD/SSD, 2x SFF8644 (external Mini-SAS HD) requires 1x LP PCIe 3.0 x8 (int.) slot, based on LSI SAS3108			
optional Licence Activation Key, a free of charge test licence is available at PRIMERGY-PM, FastPath is included in Controller FW			
RAID Advanced SW Option CacheCade *Broadcom: SSD-cache-based HDD acceleration			4x S26361-F5243-E670 S26361-F5243-L670
optional TFM module and Flash Backup Unit (FBU), both components required			
TFM module for 2GB Cache	NV-RAM & FBU control logic		4x S26361-F5243-E200 S26361-F5243-L200
FBU Option for PRAID EP4xx	Supercap securing the power supply of the RAID controller in case of power failure including cable with 55cm length		4x S26361-F5243-E155 S26361-F5243-L115

internal controllers for PCIe SSD SFF (2,5" NVMe PCIe) drives, no HW-RAID

retimer controller for internal 2,5" NVMe SSD PCIe SSD SFF (2,5" NVMe PCIe)			
PPCI CP x16 retimer	No Cache	No HW-RAID	1x
			S26361-F4048-E1 tbd
No HW RAID, No Cache, simple route-through incl. Signal enhancement; device management by INTEL VMD divides PCIe3.0 x16 lanes into 4x 4x lanes, supports up to 4x 2.5" PCIe-SSD SFF requires 1x LP PCIe 3.0 x16 (int.) slot			

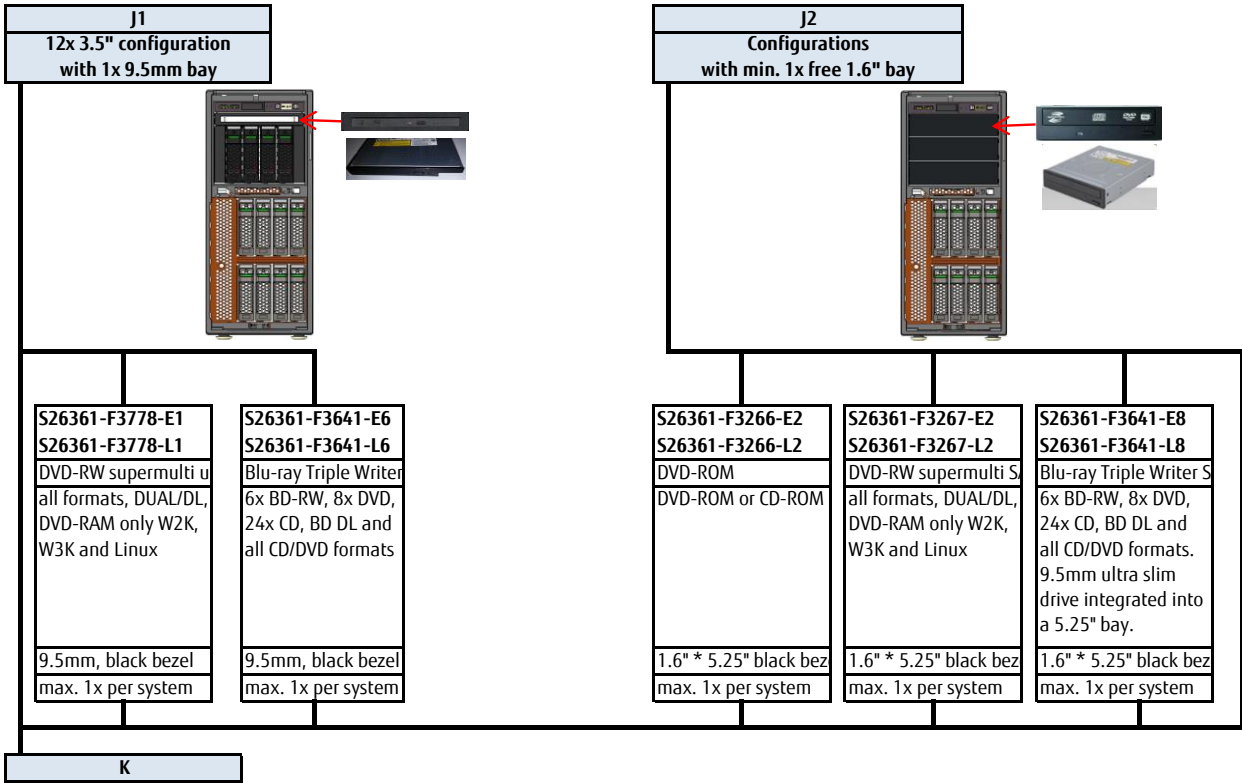
This PCIe card comes in a full height profile PCIe form factor. The E-order code contains the fitting cable (length) per each system.  
The L-order code contains all cables for the related system. The switch must be installed in PCIe Slot 4. Otherwise the data rate should be decrease.

For Expander configurations PRAID EPxxx are optimal for performance, PRAID CP400i is not released for expander configurations, max. 8 drives supported

**H**

**Chapter 8 - ODD optical disk drives**

PRIMERGY TX2550 M4 offers up to 3x 1.6" bays (located in the upper side of Tower- / right side of Rack-server) for various ODD's and/or backup drives. Depending on the HDD drive cage configuration there may be some or all of 1.6" bays already occupied; please find the number of available bays in the chapter 6, "HD-cage", incl. further configuration details.



**Chapter 9 - backup drives**

With most configurations the TX2550 M4 offers 3 x 1.6" bay in the accessible drives area located at the top of the Tower Server (or at the right side of the Rack) for various ODD and or backup drives.  
Depending on the HDD drive configuration there may be some or all of these 1.6" bays already occupied - please find the number of available bays and the size listed as point 3) at each of the drive bundles. All bundles with limitations are highlighted with 2 exclamation marks in the front (e.g. "!! 1x 9.5mm ...")

**K**  
Config. with min. 1x free 1.6" bay

<b>SAS HBA card for Internal LTO drives</b>				
8 ports 3, 6 & 12Gb/s SAS HBA Controller				
PSAS CP400i SAS Contr.	based on LSI SAS3008 / for LTO drives.	1x	S26361-F3842-E20	S26361-F3842-L502

<b>LTO drives (Need to select one of LTO drives together with SAS HBA)</b>				
LTO drives are not including tape drives. Cleaning Cartridge and Cables are included				
LTO 5 tape drive (w/o tape)	1.5TB, 140MB/s, SAS 2.0, 5.25 inch/HalfHeight	1x	S26361-F3627-E1	S26361-F3627-L1
LTO 6 tape drive (w/o tape)	2.5TB, 160MB/s, SAS 2.0, 5.25 inch/HalfHeight	1x	S26361-F3787-E1	S26361-F3787-L1
LTO 7 tape drive (w/o tape)	6.0TB, 300MB/s, SAS 2.0, 5.25 inch/HalfHeight	1x	S26361-F5606-E1	S26361-F5606-E1

<b>RDX drives</b>				
RDX drive is not including Cartridge.				
RDX Drive cage (w/o cartriges)	USB 3.0, 5.25 inch / Half Height	1x	S26361-F3750-E4	S26361-F3750-L4

<b>RDX</b>				
RDX Cartridge				
RDX Cartridge 500GB		-	-	S26361-F3857-L500
RDX Cartridge 1TB		-	-	S26361-F3857-L600
RDX Cartridge 2TB		-	-	S26361-F3857-L700
RDX Cartridge 3TB		-	-	S26361-F3857-L800



**L**

**Chapter 10 - storage drives**

SAS drives and SATA drives can be mixed, but cannot be used in one logical RAID volume.  
 SAS drives require a dedicated SAS / RAID Controller  
 Hard Disk Sector Format Information:  
 512n HDD: 512 byte sectors on the drive media.  
 512e (e-emulation) HDD: 4K physical sectors on the drive media with 512 byte logical configuration.  
 512e HDD Disk Drives: VMware 6.0 or earlier is not supported.  
 512n & 512e HDDs can be mixed, but cannot be used in one logical RAID volume.  
 When using SSDs with VMware ESXi, select the SSDs that meet the endurance requirement described in KB2145210 below.  
<https://kb.vmware.com/kb/2145210>  
 DDPD: Drive Writes Per Day over 5 years.  
 SED (=Self Encrypting Drives) require either a RAID controller with \*SafeStore (SED) support or an HBA and in addition a software instance, supporting SED Key Management.  
 It is strongly recommended to order SafeStore (SED) RAID controller with SED HDD or SSD devices for SafeStore (SED) functionality.  
 HDD Classes:  
 Business-Critical (BC) -SATA-Nearline SATA Enterprise Drives / 7.2Krpm, SATA 6G.  
 Business-Critical (BC) -SAS-Nearline SAS Enterprise Drives / 7.2Krpm, SAS 12G .  
 Mission-Critical (MC) -SAS 10K and SAS 15K Enterprise Drives with max. performance and reliability.

**Warranty:**  
 SSD and SATA DOM have a built-in Wear-Out indicator. In this case the warranty for such a component, as an exception to the system warranty, is restricted to the time period until the indicator reaches the exhaust level.

L

2.5" (SFF) SAS and SATA:

SSD SAS 2.5" Write Intensive (SFF) Enterprise with hot plug/hot replace tray							
Capacity	Formfactor	Interface	Endurance	DWPD	order code E-part	order code L-part	
400GB	2.5" (SFF)	SAS 12Gb/s	Write Intensive	10	S26361-F5608-E400	S26361-F5608-L400	
800GB	2.5" (SFF)	SAS 12Gb/s	Write Intensive	10	S26361-F5608-E800	S26361-F5608-L800	
1.6TB	2.5" (SFF)	SAS 12Gb/s	Write Intensive	10	S26361-F5608-E160	S26361-F5608-L160	
400GB	2.5" (SFF)	SAS 12Gb/s	Write Intensive	10	SED S26361-F5611-E400	S26361-F5611-L400	
800GB	2.5" (SFF)	SAS 12Gb/s	Write Intensive	10	SED S26361-F5611-E800	S26361-F5611-L800	
1.6TB	2.5" (SFF)	SAS 12Gb/s	Write Intensive	10	SED S26361-F5611-E160	S26361-F5611-L160	

SSD SAS 2.5" Mixed Use (SFF) Enterprise with hot plug/hot replace tray							
Capacity	Formfactor	Interface	Endurance	DWPD	order code E-part	order code L-part	
400GB	2.5" (SFF)	SAS 12Gb/s	Mixed Use	3	S26361-F5666-E400	S26361-F5666-L400	
800GB	2.5" (SFF)	SAS 12Gb/s	Mixed Use	3	S26361-F5666-E800	S26361-F5666-L800	
1.6TB	2.5" (SFF)	SAS 12Gb/s	Mixed Use	3	S26361-F5666-E160	S26361-F5666-L160	
3.2TB	2.5" (SFF)	SAS 12Gb/s	Mixed Use	2,3	S26361-F5666-E320	S26361-F5666-L320	

SSD SAS 2.5" Read Intensive (SFF) Enterprise with hot plug/hot replace tray							
Capacity	Formfactor	Interface	Endurance	DWPD	order code E-part	order code L-part	
480GB	2.5" (SFF)	SAS 12Gb/s	Read Intensive	1	S26361-F5670-E480	S26361-F5670-L480	
960GB	2.5" (SFF)	SAS 12Gb/s	Read Intensive	1	S26361-F5670-E960	S26361-F5670-L960	
1.92TB	2.5" (SFF)	SAS 12Gb/s	Read Intensive	1	S26361-F5670-E192	S26361-F5670-L192	
3.84TB	2.5" (SFF)	SAS 12Gb/s	Read Intensive	1	S26361-F5670-E384	S26361-F5670-L384	
7.68TB	2.5" (SFF)	SAS 12Gb/s	Read Intensive	0,9	S26361-F5670-E768	S26361-F5670-L768	

SSD SATA 2.5" Mixed Use (SFF) Enterprise with hot plug/hot replace tray							
Capacity	Formfactor	Interface	Endurance	DWPD	order code E-part	order code L-part	
240GB	2.5" (SFF)	SATA 6Gb/s	Mixed Use	3,6	S26361-F5675-E240	S26361-F5675-L240	
480GB	2.5" (SFF)	SATA 6Gb/s	Mixed Use	3,6	S26361-F5675-E480	S26361-F5675-L480	
960GB	2.5" (SFF)	SATA 6Gb/s	Mixed Use	3	S26361-F5588-E960	S26361-F5588-L960	
1.92TB	2.5" (SFF)	SATA 6Gb/s	Mixed Use	3	S26361-F5588-E192	S26361-F5588-L192	

SSD SATA 2.5" Mixed Use S4600 (SFF) Enterprise with hot plug/hot replace tray							
Capacity	Formfactor	Interface	Endurance	DWPD	order code E-part	order code L-part	
240GB	2.5" (SFF)	SATA 6Gb/s	Mixed Use	3,1	as soon as available S26361-F5694-E240	S26361-F5694-L240	
480GB	2.5" (SFF)	SATA 6Gb/s	Mixed Use	3,3	as soon as available S26361-F5694-E480	S26361-F5694-L480	
960GB	2.5" (SFF)	SATA 6Gb/s	Mixed Use	3,0	as soon as available S26361-F5694-E960	S26361-F5694-L960	
1.92TB	2.5" (SFF)	SATA 6Gb/s	Mixed Use	3,0	as soon as available S26361-F5694-E192	S26361-F5694-L192	

SSD SATA 2.5" Read Intensive (SFF) Enterprise with hot plug/hot replace tray							
Capacity	Formfactor	Interface	Endurance	DWPD	order code E-part	order code L-part	
240GB	2.5" (SFF)	SATA 6Gb/s	Read Intensive	1	S26361-F5632-E240	S26361-F5632-L240	
480GB	2.5" (SFF)	SATA 6Gb/s	Read Intensive	1	S26361-F5632-E480	S26361-F5632-L480	
800GB	2.5" (SFF)	SATA 6Gb/s	Read Intensive	1	S26361-F5632-E800	S26361-F5632-L800	
960GB	2.5" (SFF)	SATA 6Gb/s	Read Intensive	1	S26361-F5632-E960	S26361-F5632-L960	
1.2TB	2.5" (SFF)	SATA 6Gb/s	Read Intensive	1	S26361-F5632-E120	S26361-F5632-L120	
1.6TB	2.5" (SFF)	SATA 6Gb/s	Read Intensive	1	S26361-F5632-E160	S26361-F5632-L160	

SSD SATA 2.5" Read Intensive (SFF) Enterprise with hot plug/hot replace tray							
Capacity	Formfactor	Interface	Endurance	DWPD	order code E-part	order code L-part	
240GB	2.5" (SFF)	SATA 6Gb/s	Read Intensive	1,4	as soon as available S26361-F5701-E240	S26361-F5701-L240	
480GB	2.5" (SFF)	SATA 6Gb/s	Read Intensive	0,9	as soon as available S26361-F5701-E480	S26361-F5701-L480	
960GB	2.5" (SFF)	SATA 6Gb/s	Read Intensive	0,9	as soon as available S26361-F5701-E960	S26361-F5701-L960	
1.92TB	2.5" (SFF)	SATA 6Gb/s	Read Intensive	0,9	as soon as available S26361-F5701-E192	S26361-F5701-L192	
3.84TB	2.5" (SFF)	SATA 6Gb/s	Read Intensive	1,0	as soon as available S26361-F5701-E384	S26361-F5701-L384	
7.68TB	2.5" (SFF)	SATA 6Gb/s	Read Intensive	0,5	as soon as available S26361-F5701-E768	S26361-F5701-L768	

M1

M1

2.5" (SFF) Hard drives

HDD SAS 2.5" 15K (SFF) Enterprise Mission Critical with hot plug/hot replace tray						
Capacity	RPM	Interface	Sector		order code E-part	order code L-part
300GB	15 000	SAS 12Gb/s	512n		S26361-F5531-E530	S26361-F5531-L530
450GB	15 000	SAS 12Gb/s	512n		S26361-F5531-E545	S26361-F5531-L545
600GB	15 000	SAS 12Gb/s	512n		S26361-F5531-E560	S26361-F5531-L560
900GB	15 000	SAS 12Gb/s	512n		S26361-F5531-E590	S26361-F5531-L590

max. 8x, 16x, 24x or 32x - depending on base unit & configuration

HDD SAS 2.5" 10K 512n (SFF) Enterprise Mission Critical with hot plug/hot replace tray						
Capacity	RPM	Interface	Sector		order code E-part	order code L-part
300GB	10 000	SAS 12Gb/s	512n		S26361-F5550-E130	S26361-F5550-L130
600GB	10 000	SAS 12Gb/s	512n		S26361-F5550-E160	S26361-F5550-L160
900GB	10 000	SAS 12Gb/s	512n		S26361-F5550-E190	S26361-F5550-L190
1.2TB	10 000	SAS 12Gb/s	512n		S26361-F5550-E112	S26361-F5550-L112
300GB	10 000	SAS 12Gb/s	512n	SED	S26361-F5581-E130	S26361-F5581-L130
600GB	10 000	SAS 12Gb/s	512n	SED	S26361-F5581-E160	S26361-F5581-L160
1.2TB	10 000	SAS 12Gb/s	512n	SED	S26361-F5581-E112	S26361-F5581-L112

max. 8x, 16x, 24x or 32x - depending on base unit & configuration

HDD SAS 2.5" 10K 512e (SFF) Enterprise Mission Critical with hot plug/hot replace tray						
Capacity	RPM	Interface	Sector		order code E-part	order code L-part
600GB	10 000	SAS 12Gb/s	512e		S26361-F5543-E160	S26361-F5543-L160
900GB	10 000	SAS 12Gb/s	512e		S26361-F5543-E190	S26361-F5543-L190
1.2TB	10 000	SAS 12Gb/s	512e		S26361-F5543-E112	S26361-F5543-L112
1.8TB	10 000	SAS 12Gb/s	512e		S26361-F5543-E118	S26361-F5543-L118
2.4TB	10 000	SAS 12Gb/s	512e	as soon as available	S26361-F5543-E124	S26361-F5543-L124
1.8TB	10 000	SAS 12Gb/s	512e	SED	S26361-F5582-E118	S26361-F5582-L118
2.4TB	10 000	SAS 12Gb/s	512e	SED	S26361-F5582-E124	S26361-F5582-L124

max. 8x, 16x, 24x or 32x - depending on base unit & configuration

HDD SAS 2.5" 7.2K 512n (SFF) Enterprise Business Critical with hot plug/hot replace tray						
Capacity	RPM	Interface	Sector		order code E-part	order code L-part
1TB	7 200	SAS 12Gb/s	512n		S26361-F5600-E100	S26361-F5600-L100
2TB	7 200	SAS 12Gb/s	512n		S26361-F5600-E200	S26361-F5600-L200

max. 8x, 16x, 24x or 32x - depending on base unit & configuration

HDD SAS 2.5" 7.2K 512e (SFF) Enterprise Business Critical with hot plug/hot replace tray						
Capacity	RPM	Interface	Sector		order code E-part	order code L-part
1TB	7 200	SAS 12Gb/s	512e		S26361-F5573-E100	S26361-F5573-L100
2TB	7 200	SAS 12Gb/s	512e		S26361-F5573-E200	S26361-F5573-L200

max. 8x, 16x, 24x or 32x - depending on base unit & configuration

HDD SATA 2.5" 7.2K 512n (SFF) Enterprise Business Critical with hot plug/hot replace tray						
Capacity	RPM	Interface	Sector		order code E-part	order code L-part
1TB	7 200	SATA 6Gb/s	512n		S26361-F3956-E100	S26361-F3956-L100
2TB	7 200	SATA 6Gb/s	512n		S26361-F3956-E200	S26361-F3956-L200

max. 8x, 16x, 24x or 32x - depending on base unit & configuration

HDD SATA 2.5" 7.2K 512e (SFF) Enterprise Business Critical with hot plug/hot replace tray						
Capacity	RPM	Interface	Sector		order code E-part	order code L-part
1TB	7 200	SATA 6Gb/s	512e		S26361-F3907-E100	S26361-F3907-L100
2TB	7 200	SATA 6Gb/s	512e		S26361-F3907-E200	S26361-F3907-L200

max. 8x, 16x, 24x or 32x - depending on base unit & configuration

2.5" NON hot plug Drives for internal bays

2.5" SSD for NON hot plug bays (internal)							
Capacity	Formfactor	Interface	Endurance	DWPD	order code E-part	order code L-part	
240GB	2.5" (SFF)	SATA 6Gb/s	Mixed Use	3,6	S26361-F5677-E240	S26361-F5677-L240	
240GB	2.5" (SFF)	SATA 6Gb/s	Mixed Use	3,1	as soon as available	S26361-F5696-E240	S26361-F5696-L240
240GB	2.5" (SFF)	SATA 6Gb/s	Read Intensive	1	S26361-F5633-E240	S26361-F5633-L240	
240GB	2.5" (SFF)	SATA 6Gb/s	Read Intensive	1,4	as soon as available	S26361-F5703-E240	S26361-F5703-L240

2x non-hot-plug HDD/SSD are available only with 12x3.5" configurations and will be mounted in the left side of the bottom/mid HD-cages in the interior of the server; This option offers higher security i.e. for boot HDD/SSD, since only accessible if the Server housing is opened.

2.5" HDD for NON hot plug bays (internal)						
Capacity	RPM	Interface	Sector		order code E-part	order code L-part
300GB	10 000	SAS 12Gb/s	512n		S26361-F5642-E130	S26361-F5642-L130
1.0TB	7 200	SATA 6Gb/s	512n		S26361-F3957-E100	S26361-F3957-L100

2x non-hot-plug HDD/SSD are available only with 12x3.5" configurations and will be mounted in the left side of the bottom/mid HD-cages in the interior of the server; This option offers higher security i.e. for boot HDD/SSD, since only accessible if the Server housing is opened.

M2

M2									
3.5" (LFF) SATA SSD									
<b>SSD SATA 3.5" Mixed Use (LFF) 2.5" SSD Enterprise with 3.5" hot plug/hot replace tray</b>									
Capacity	Formfactor	Interface	Endurance	DWPD		order code E-part	order code L-part		
240GB	3.5" (LFF)	SATA 6Gb/s	Mixed Use	3,6		S26361-F5673-E240	S26361-F5673-L240		
480GB	3.5" (LFF)	SATA 6Gb/s	Mixed Use	3,6		S26361-F5673-E480	S26361-F5673-L480		
960GB	3.5" (LFF)	SATA 6Gb/s	Mixed Use	3		S26361-F5589-E960	S26361-F5589-L960		
1.92TB	3.5" (LFF)	SATA 6Gb/s	Mixed Use	3		S26361-F5589-E192	S26361-F5589-L192		
max. 4x, 8x, or 12x - depending on base unit & configuration									
<b>SSD SATA 3.5" Mixed Use S4600 (LFF) 2.5" SSD Enterprise with 3.5" hot plug/hot replace tray</b>									
Capacity	Formfactor	Interface	Endurance	DWPD		order code E-part	order code L-part		
240GB	3.5" (LFF)	SATA 6Gb/s	Mixed Use	3,1	as soon as available	S26361-F5692-E240	S26361-F5692-L240		
480GB	3.5" (LFF)	SATA 6Gb/s	Mixed Use	3,3	as soon as available	S26361-F5692-E480	S26361-F5692-L480		
960GB	3.5" (LFF)	SATA 6Gb/s	Mixed Use	3,0	as soon as available	S26361-F5692-E960	S26361-F5692-L960		
1.92TB	3.5" (LFF)	SATA 6Gb/s	Mixed Use	3,0	as soon as available	S26361-F5692-E192	S26361-F5692-L192		
max. 4x, 8x, or 12x - depending on base unit & configuration									
<b>SSD SATA 3.5" Read Intensive (LFF) 2.5" SSD Enterprise with 3.5" hot plug/hot replace tray</b>									
Capacity	Formfactor	Interface	Endurance	DWPD		order code E-part	order code L-part		
240GB	3.5" (LFF)	SATA 6Gb/s	Read Intensive	1		S26361-F5630-E240	S26361-F5630-L240		
480GB	3.5" (LFF)	SATA 6Gb/s	Read Intensive	1		S26361-F5630-E480	S26361-F5630-L480		
800GB	3.5" (LFF)	SATA 6Gb/s	Read Intensive	1		S26361-F5630-E800	S26361-F5630-L800		
960GB	3.5" (LFF)	SATA 6Gb/s	Read Intensive	1		S26361-F5630-E960	S26361-F5630-L960		
1.2TB	3.5" (LFF)	SATA 6Gb/s	Read Intensive	1		S26361-F5630-E120	S26361-F5630-L120		
1.6TB	3.5" (LFF)	SATA 6Gb/s	Read Intensive	1		S26361-F5630-E160	S26361-F5630-L160		
max. 4x, 8x, or 12x - depending on base unit & configuration									
<b>SSD SATA 3.5" Read Intensive (LFF) 2.5" SSD Enterprise with 3.5" hot plug/hot replace tray</b>									
Capacity	Formfactor	Interface	Endurance	DWPD		order code E-part	order code L-part		
240GB	3.5" (LFF)	SATA 6Gb/s	Read Intensive	1,4	as soon as available	S26361-F5700-E240	S26361-F5700-L240		
480GB	3.5" (LFF)	SATA 6Gb/s	Read Intensive	0,9	as soon as available	S26361-F5700-E480	S26361-F5700-L480		
960GB	3.5" (LFF)	SATA 6Gb/s	Read Intensive	0,9	as soon as available	S26361-F5700-E960	S26361-F5700-L960		
1.92TB	3.5" (LFF)	SATA 6Gb/s	Read Intensive	0,9	as soon as available	S26361-F5700-E192	S26361-F5700-L192		
3.84TB	3.5" (LFF)	SATA 6Gb/s	Read Intensive	1,0	as soon as available	S26361-F5700-E384	S26361-F5700-L384		
7.68TB	3.5" (LFF)	SATA 6Gb/s	Read Intensive	0,5	as soon as available	S26361-F5700-E768	S26361-F5700-L768		
max. 4x, 8x, or 12x - depending on base unit & configuration									
3.5" (LFF) Hard drives									
<b>HDD SAS 3.5" 15K (LFF) 2.5" HDD Enterprise Mission Critical with 3.5" hot plug/hot replace tray</b>									
Capacity	RPM	Interface	Sector			order code E-part	order code L-part		
300GB	15 000	SAS 12Gb/s	512n			S26361-F5532-E300	S26361-F5532-L300		
450GB	15 000	SAS 12Gb/s	512n			S26361-F5532-E450	S26361-F5532-L450		
600GB	15 000	SAS 12Gb/s	512n			S26361-F5532-E600	S26361-F5532-L600		
900GB	15 000	SAS 12Gb/s	512n			S26361-F5532-E900	S26361-F5532-L900		
max. 4x, 8x, or 12x - depending on base unit & configuration									
<b>HDD SAS 3.5" 10K 512n (LFF) 2.5" HDD Enterprise Mission Critical with 3.5" hot plug/hot replace tray</b>									
Capacity	RPM	Interface	Sector			order code E-part	order code L-part		
300GB	10 000	SAS 12Gb/s	512n			S26361-F5568-E300	S26361-F5568-L300		
600GB	10 000	SAS 12Gb/s	512n			S26361-F5568-E600	S26361-F5568-L600		
1.2TB	10 000	SAS 12Gb/s	512n			S26361-F5568-E1200	S26361-F5568-L1200		
max. 4x, 8x, or 12x - depending on base unit & configuration									
<b>HDD SAS 3.5" 10K 512e (LFF) 2.5" HDD Enterprise Mission Critical with 3.5" hot plug/hot replace tray</b>									
Capacity	RPM	Interface	Sector			order code E-part	order code L-part		
1.8TB	10 000	SAS 12Gb/s	512e			S26361-F5569-E1800	S26361-F5569-L1800		
2.4TB	10 000	SAS 12Gb/s	512e		as soon as available	S26361-F5569-E2400	S26361-F5569-L2400		
max. 4x, 8x, or 12x - depending on base unit & configuration									
<b>HDD SAS 3.5" 7.2K 512n (LFF) Enterprise Business critical with hot plug/hot replace tray</b>									
Capacity	RPM	Interface	Sector			order code E-part	order code L-part		
1TB	7 200	SAS 12Gb/s	512n			S26361-F5626-E1000	S26361-F5626-L1000		
2TB	7 200	SAS 12Gb/s	512n			S26361-F5626-E2000	S26361-F5626-L2000		
4TB	7 200	SAS 12Gb/s	512n			S26361-F5626-E4000	S26361-F5626-L4000		
max. 4x, 8x, or 12x - depending on base unit & configuration									
<b>HDD SAS 3.5" 7.2K 512e (LFF) Enterprise Business Critical with hot plug/hot replace tray</b>									
Capacity	RPM	Interface	Sector			order code E-part	order code L-part		
2TB	7 200	SAS 12Gb/s	512e			S26361-F5635-E2000	S26361-F5635-L2000		
4TB	7 200	SAS 12Gb/s	512e			S26361-F5635-E4000	S26361-F5635-L4000		
6TB	7 200	SAS 12Gb/s	512e			S26361-F5635-E6000	S26361-F5635-L6000		
8TB	7 200	SAS 12Gb/s	512e			S26361-F5571-E8000	S26361-F5571-L8000		
10TB	7 200	SAS 12Gb/s	512e			S26361-F5571-E10000	S26361-F5571-L10000		
12TB	7 200	SAS 12Gb/s	512e		as soon as available	S26361-F5571-E12000	S26361-F5571-L12000		
6TB	7 200	SAS 12Gb/s	512e	SED		S26361-F5584-E6000	S26361-F5584-L6000		
10TB	7 200	SAS 12Gb/s	512e	SED		S26361-F5624-E10000	S26361-F5624-L10000		
12TB	7 200	SAS 12Gb/s	512e	SED	as soon as available	S26361-F5624-E12000	S26361-F5624-L12000		
max. 4x, 8x, or 12x - depending on base unit & configuration									
<b>HDD SATA 3.5" 7.2K 512n (LFF) Enterprise Business Critical with hot plug/hot replace tray</b>									
Capacity	RPM	Interface	Sector			order code E-part	order code L-part		
1TB	7 200	SATA 6Gb/s	512n			S26361-F5636-E1000	S26361-F5636-L1000		
2TB	7 200	SATA 6Gb/s	512n			S26361-F5636-E2000	S26361-F5636-L2000		
4TB	7 200	SATA 6Gb/s	512n			S26361-F5636-E4000	S26361-F5636-L4000		
max. 4x, 8x, or 12x - depending on base unit & configuration									
8/10TB HDDs not released with PRAID EP540i (S26361-F4042-E4)									
<b>HDD SATA 3.5" 7.2K 512e (LFF) Enterprise Business Critical with hot plug/hot replace tray</b>									
Capacity	RPM	Interface	Sector			order code E-part	order code L-part		
6TB	7 200	SATA 6Gb/s	512e			S26361-F3904-E6000	S26361-F3904-L6000		
8TB	7 200	SATA 6Gb/s	512e			S26361-F3904-E8000	S26361-F3904-L8000		
10TB	7 200	SATA 6Gb/s	512e			S26361-F3904-E10000	S26361-F3904-L10000		
12TB	7 200	SATA 6Gb/s	512e		as soon as available	S26361-F3904-E12000	S26361-F3904-L12000		
max. 4x, 8x, or 12x - depending on base unit & configuration									
M3									

<b>M3</b>							
<b>M.2 SATA SSD</b>							
<b>SSD SATA M.2 drive for booting, non hot-plug, for VMware ESXi</b>							
<i>Capacity</i>	<i>Formfactor</i>	<i>Interface</i>	<i>Endurance</i>	<i>DWPD</i>	<i>Category</i>	<i>order code E-part</i>	<i>order code L-part</i>
150GB	M.2	SATA 6Gb/s		1,5	Boot	S26361-F5655-E150	S26361-F5655-L150
M.2 drive is designed for use as a VMware ESXi boot drive.							
2x M.2 drive for any Hypervisor by the onboard chipset Software RAID is not supported.							
max. 1x per Server; connector located on Motherboard (please see folder "description"). VMware ESXi is only supported.							
M.2 drive for VMware ESXi and for other OSs cannot be mixed							
<b>Dual microSD</b>		Dual microSD and RDX Drive cage (S26361-F3750-E4) cannot be mixed					
<b>Dual microSD Enterprise for booting, non hot-plug, for VMware ESXi</b>		Dual microSD and M.2 drive cannot be mixed					
<i>Capacity</i>	<i>Formfactor</i>	<i>Interface</i>	<i>Endurance</i>	<i>DWPD</i>	<i>Category</i>	<i>order code E-part</i>	<i>order code L-part</i>
64GB	microSD	USB			Boot	S26361-F4045-E64	S26361-F4045-L64
Dual microSD is designed for use as a VMware ESXi boot drive. Only the standardly equipped microSD are supported.							
Dual microSD offers Hardware-mirrored (RAID1) flash boot device for VMware ESXi, which cannot be supported by M.2.							
vSAN can be booted in case ESXi host has 512 GB of memory or less. Even in case 512 GB or more, if vSAN is 6.5 or later, it can be booted by resizing the core dump partition on ESXi hosts. For more information, see the VMware knowledge base article at <a href="http://kb.vmware.com/kb/2147881">http://kb.vmware.com/kb/2147881</a> .							
max. 1x per Server; connector located on Motherboard (please see folder "description"). VMware ESXi is only supported.							
<b>2.5" (SFF) PCIe-SSD</b>		2.5" PCIe-SSDs require a RAID Controller or PCIe retimer card. RAID Controller : PRAID EP520I/540I/580I PCIe retimer : PPCI CP x16 retimer					
<b>PCIe-SSD 2.5" Mixed Use (SFF) Enterprise with hot plug/hot replace tray</b>							
<i>Capacity</i>	<i>Formfactor</i>	<i>Interface</i>	<i>Endurance</i>	<i>DWPD</i>	<i>Category</i>	<i>order code E-part</i>	<i>order code L-part</i>
1.6TB	2.5" (SFF)	PCIe3.0 x4	Mixed Use	3,0	as soon as available	S26361-F5648-E160	S26361-F5648-L160
3.2TB	2.5" (SFF)	PCIe3.0 x4	Mixed Use	3,1	as soon as available	S26361-F5648-E320	S26361-F5648-L320
6.4TB	2.5" (SFF)	PCIe3.0 x4	Mixed Use	3,2	as soon as available	S26361-F5648-E640	S26361-F5648-L640
max. 4x - depending on base unit & configuration							
<b>PCIe-SSD Low Power 2.5" Read Intensive (SFF) Enterprise with hot plug/hot replace tray</b>							
<i>Capacity</i>	<i>Formfactor</i>	<i>Interface</i>	<i>Endurance</i>	<i>DWPD</i>	<i>Category</i>	<i>order code E-part</i>	<i>order code L-part</i>
900GB	2.5" (SFF)	PCIe3.0 x4	Read Intensive	0,7	as soon as available	S26361-F5649-E50	S26361-F5649-L50
1TB	2.5" (SFF)	PCIe3.0 x4	Read Intensive	1,0	as soon as available	S26361-F5649-E100	S26361-F5649-L100
2TB	2.5" (SFF)	PCIe3.0 x4	Read Intensive	0,6	as soon as available	S26361-F5649-E200	S26361-F5649-L200
4TB	2.5" (SFF)	PCIe3.0 x4	Read Intensive	0,6	as soon as available	S26361-F5649-E400	S26361-F5649-L400
max. 4x - depending on base unit & configuration							
<b>AIC PCIe-SSD</b>							
<b>PCIe-SSD (occupies one PCIe slot)</b>							
S26361-F5650-L200	S26361-F5650-L400						
S26361-F5650-E200	S26361-F5650-E400						
PACC EP P4600 AIC 2TB	PACC EP P4600 AIC 4TB						
P4600 series, NVMe	P4600 series, NVMe						
3.0 DWPD	3.1 DWPD						
PCIe3.0 x4, Low Profile	PCIe3.0 x4, Low Profile						
max. 6x per system	max. 6x per system						
<b>PCIe-SSD (occupies one PCIe slot)</b>							
S26361-F5697-L375	S26361-F5697-L750						
S26361-F5697-E375	S26361-F5697-E750						
PACC EP P4800X AIC 375GB	PACC EP P4800X AIC 750GB						
P4800X series, NVMe	P4800X series, NVMe						
30 DWPD	30 DWPD						
as soon as available	as soon as available						
PCIe3.0 x4, Low Profile	PCIe3.0 x4, Low Profile						
max. 4x per system	max. 4x per system						
<b>N</b>							

**Chapter 11 - LAN Components**

Default: 2x RJ45 1GbE ports on systemboard

Dynamic LoM OCP PHY interface cards

max number of some controllers can vary with base units with 6x card slots

**Interface card to provide the external connectors for on-board LAN**

PLAN EM 2x 10Gb T OCP interface Intel	2x RJ45 plug for 10GBASE-T	S26361-F3953-E210	S26361-F3953-L210
PLAN EM 2x 10Gb SFP+ OCP interface Intel	2x SFP+ plugs for twinax or modules for SFP modules and cables see below	S26361-F3953-E211	S26361-F3953-L211

max. 1x per system; OCP cards block PCIe slot 8;

OCP carrier card for retrofit upgrade with OCP interface cards  
S26361-F3953-L21

**1Gb Ethernet network components**

**1Gb Ethernet controller with RJ45 interface (1000BASE-T)**

PLAN CP 2x1Gbit Cu Intel I350-T2	6x	2 port, Intel	S26361-F4610-E2	S26361-F4610-L502
PLAN CP 4x1Gbit Cu Intel I350-T4	6x	4 port, Intel	S26361-F4610-E4	S26361-F4610-L504

max. 6 Controller per system

**10Gb Ethernet network components**

**10Gb Ethernet controller with RJ45 interface (10GBASE-T)**

PLAN EP X550-T2 2x10GBASE-T	6x	2 port 10 Gbit Intel X550-T2 (Sageville)	S26361-F3948-E2	S26361-F3948-L502
PLAN EP OCe14102 2x10GBase-T	6x	2 port NIC with RDMA, Emulex	S26361-F5557-E1	S26361-F5557-L501

**10/1Gb Ethernet controller with SFP+ cage requires SFP+ modules or twinax cables, Fujitsu / Intel based)**

Dual rate 10G/1G support requires 10G/1G Dual Rate SFP+ Optical Transceiver Modules

PLAN EP X710-DA2 2x10Gb SFP+	4x	2 port NIC, Intel X710-DA2 (Fortville)	S26361-F3640-E2	S26361-F3640-L502
PLAN EP X710-DA4 4x10Gb SFP+	4x	4 port NIC, Intel X710-DA4 (Fortville)	S26361-F3640-E4	S26361-F3640-L504

**optional 10Gb SFP+ module with LC connector for Fujitsu / Intel based controller**

SFP+ Optical Transceiver 10G/1G Dual Rate SR	2x .. 4x	LC, MMF / SR SFP+ module, up to 400m, Intel	S26361-F3986-E5	S26361-F3986-L5
SFP+ Optical Transceiver 10G/1G Dual Rate LR	2x .. 4x	LC, SMF / LR SFP+ module, up to 10km, Intel	S26361-F3986-E6	S26361-F3986-L6
SFP+ Optical Transceiver 10G Single Rate SR	2x .. 4x	LC, MMF / SR SFP+ module, up to 400m, Finisar	S26361-F3986-E3	S26361-F3986-L3
SFP+ Optical Transceiver 10G Single Rate LR	2x .. 4x	LC, SMF / LR SFP+ module, up to 10km, Finisar	S26361-F3986-E4	S26361-F3986-L4
Twinax Anschlussplatz Primergy	2x .. 4x	virtual connector for twinax cables	V:TWX CONNECTOR-PY	
SFP+ active Twinax Cable Fujitsu	2x .. 4x	customized cable length	S26361-F3989-E600	see table at the bottom of this page
SFP+ active Twinax Cable Brocade	2x .. 4x	(best fitting cable length is defined during rack installation at the factory)	S26361-F3873-E500	
SFP+ passive Twinax Cable Cisco - Sold Out	2x .. 4x		S26361-F4571-E500	

max. 4x (Dynamic LoM, X710-DA4), or 2x (Dynamic LoM, X710-DA2) SFP+ or Twinax Cable per controller

**10Gb Ethernet controller with SFP+ interface (for SFP+ modules or twinax cables, Emulex)**

PLAN EP OCe14102 2x10Gb	6x	2 port NIC with RDMA, Emulex	S26361-F5536-E2	S26361-F5536-L502
PCNA EP OCe14102 2x 10Gb	6x	2 port CNA with FCoE & RDMA, Emulex	S26361-F5250-E1	S26361-F5250-L501

**optional 10Gb SFP+ module with LC connector for Emulex controller**

PCNA SFP+ MMF Modul OCe14102	2x	MMF / SR SFP+ module, up to 400m, Emulex	S26361-F5250-E110	S26361-F5250-E110
Twinax Anschlussplatz Primergy	2x	virtual connector for twinax cables	V:TWX CONNECTOR-PY	
SFP+ active Twinax Cable Fujitsu	2x	customized cable length	S26361-F3989-E600	see table at the bottom of this page
SFP+ active Twinax Cable Brocade	2x	(best fitting cable length is defined during rack installation at the factory)	S26361-F3873-E500	
SFP+ passive Twinax Cable Cisco	2x		S26361-F4571-E500	

max. 2x SFP+ or Twinax Cable per controller

max. 6 Controller per system



**25/10Gb Ethernet network components**

<b>25/10Gb Ethernet controller with 2x SFP28 cages (requires twinax cables or optical transceiver SFP28 or SFP+ modules)</b>				
Dual speed support, auto-sense - supports 25Gbps and 10Gbps line rate per-port				
PLAN EP QL41212 25Gb 2p SFP28 FH	6x	Dual Port NIC, iWARP & RoCE RDMA, Cavium	S26361-F4056-E2	S26361-F4056-L502
<b>Optional, 25Gb SFP28 Optical Transceiver module with LC connector for PLAN EP QL41212 25Gb 2p SFP28</b>				
SFP28 Optical Transceiver 25G SR MMA2P00-AS LC	2x	MMF / SR SFP28 module, Mellanox. Max reach supported 100m	S26361-F4054-E701	S26361-F4054-L701
SFP28 Optical Transceiver 25G SR E25G5FP28SR	2x	MMF / SR SFP28 module, Intel. Max reach supported 100m	S26361-F4055-E701	S26361-F4055-L701
*Virtual Connector* for DAC/AOC cables	2x	Enablement for System Architect	<b>V:DAC/AOC-CONNECTOR-25</b>	
25G DAC - Cisco	2x	DAC are not in Fujitsu's portfolio yet. Thus, test only and purchase from switch vendors.		
25G DAC - Mellanox	2x	DAC are not in Fujitsu's portfolio yet. Thus, test only and purchase from switch vendors.		
25G AOC - Cisco	2x	AOC are not in Fujitsu's portfolio yet. Thus, test only and purchase from switch vendors.		
25G AOC - Mellanox	2x	AOC are not in Fujitsu's portfolio yet. Thus, test only and purchase from switch vendors.		
<i>Max. 2x SFP28 or DAC/AOC Cable per PLAN EP QL41212 25Gb 2p SFP28</i>				
<b>Optional, 10Gb SFP+ Optical Transceiver module with LC connector for PLAN EP QL41212 25Gb 2p SFP28</b>				
SFP+ Optical Transceiver 10G Single Rate SR	2x	LC, MMF / SR SFP+ module, up to 400m	S26361-F3986-E3	S26361-F3986-L3
SFP+ Optical Transceiver 10G Single Rate LR	2x	LC, SMF / LR SFP+ module, up to 10km	S26361-F3986-E4	S26361-F3986-L4
*Virtual Connector* for Twinax cables	2x	Enablement for System Architect	<b>V:TWX CONNECTOR-10</b>	
SFP+ active Twinax Cable - Fujitsu	2x	customized cable length		
SFP+ active Twinax Cable - Brocade	2x	(best fitting cable length is defined during rack installation at the factory)	S26361-F3873-E500	
SFP+ active Twinax Cable Brocade	2x	(best fitting cable length is defined during rack installation at the factory)		
<i>max. 2x SFP+ or Twinax Cable per PLAN EP QL41212 25Gb 2p SFP28</i>				
<i>max. 6x PLAN EP QL41212 25Gb 2p SFP28</i>				

<b>25/10Gb Ethernet controller with 2x SFP28 cages (requires twinax cables or optical transceiver SFP+ modules)</b>				
Dual speed support, auto-sense - supports 25Gbps and 10Gbps line rate per-port.				
Note: This is not the most current product. The successor product is PLAN EP QL41212.				
PLAN EP QL45212 2x25Gb	2x	Dual Port NIC, RoCE RDMA, WS2016, Cavium	S26361-F5622-E2	S26361-F5622-L502
<b>optional 25Gb SFP28 module with LC connector for Fujitsu / Intel / Qlogic based controller</b>				
virtual connector for twinax cables	2x	virtual connector for twinax cables	<b>V:TWX CONNECTOR-PY</b>	
SFP28 Twinax Cable Fujitsu	2x	customized cable length (best fitting cable length is defined during rack installation at the factory)		
SFP28 Twinax Cable Brocade	2x	(best fitting cable length is defined during rack installation at the factory)	future	
<i>max. 2x SFP28 Twinax Cable per controller</i>				
<b>optional 10Gb SFP+ module with LC connector for Fujitsu / Intel / Qlogic based controller</b>				
SFP+ Transceiver Module MMF 10GbE LC	2x	MMF / SR SFP+ module, up to 400m	S26361-F3986-E3	S26361-F3986-L3
SFP+ Transceiver Module SMF 10GbE LC	2x	SMF / LR SFP+ module, up to 10km	S26361-F3986-E4	S26361-F3986-L4
virtual connector for twinax cables	2x	virtual connector for twinax cables	<b>V:TWX CONNECTOR-PY</b>	
SFP+ active Twinax Cable Fujitsu	2x	customized cable length (best fitting cable length is defined during rack installation at the factory)		
SFP+ active Twinax Cable Brocade	2x	(best fitting cable length is defined during rack installation at the factory)	S26361-F3873-E500	
<i>max. 2x SFP+ or Twinax Cable per controller</i>				
<i>max. 2 Controller per system</i>				

<b>25/10Gb Ethernet controller with 2x SFP28 cages (requires twinax cables or optical transceiver SFP28 or SFP+ modules)</b>				
Dual speed support, auto-sense - supports 25Gbps and 10Gbps line rate per-port				
PLAN EP MCX4-LX 25Gb 2p SFP28 FH	6x	Dual Port NIC, RoCE RDMA, Mellanox	S26361-F4054-E2	S26361-F4054-L502
<b>Optional, 25Gb SFP28 Optical Transceiver module with LC connector for PLAN EP MCX4-LX 25Gb 2p SFP28</b>				
SFP28 Optical Transceiver 25G SR MMA2P00-AS LC	2x	MMF / SR SFP28 module, Mellanox. Max reach supported 100m	S26361-F4054-E701	S26361-F4054-L701
*Virtual Connector* for DAC/AOC cables	2x	Enablement for System Architect	<b>V:DAC/AOC-CONNECTOR-25</b>	
25G DAC - Cisco	2x	DAC are not in Fujitsu's portfolio yet. Thus, test only and purchase from switch vendors.		
25G DAC - Mellanox	2x	DAC are not in Fujitsu's portfolio yet. Thus, test only and purchase from switch vendors.		
25G AOC - Cisco	2x	AOC are not in Fujitsu's portfolio yet. Thus, test only and purchase from switch vendors.		
25G AOC - Mellanox	2x	AOC are not in Fujitsu's portfolio yet. Thus, test only and purchase from switch vendors.		
<i>Max. 2x SFP28 or DAC/AOC Cable per PLAN EP MCX4-LX 25Gb 2p SFP28</i>				
<i>max. 6x PLAN EP MCX4-LX 25Gb 2p SFP28</i>				

<b>25/10Gb Ethernet controller with 2x SFP28 cages (requires twinax cables or optical transceiver SFP28 or SFP+ modules)</b>				
Multiple speed support, auto-sense - supports 25Gbps, 10Gbps and 1Gbps line rate per-port				
PLAN EP XXV710-DA2 2x25Gb FH	6x	Dual Port NIC, Intel	S26361-F4055-E2	S26361-F4055-L502
<b>Optional, 25Gb SFP28 Optical Transceiver module with LC connector for PLAN EP XXV710-DA2</b>				
SFP28 Optical Transceiver 25G SR E25G5FP28SR LC	2x	MMF / SR SFP28 module, Intel. Max reach supported 30m	S26361-F4055-E701	S26361-F4055-L701
SFP28 Optical Transceiver 25G SR MMA2P00-AS LC	2x	MMF / SR SFP28 module, Mellanox. Max reach supported 100m	S26361-F4054-E701	S26361-F4054-L701
*Virtual Connector* for DAC/AOC cables	2x	Enablement for System Architect	V:DAC/AOC-CONNECTOR-25	
25G DAC - Brocade	2x	DAC are not in Fujitsu's portfolio yet. Thus, test only and purchase from switch vendors.		
25G DAC - Cisco	2x			
25G DAC - Intel	2x			
25G AOC - Brocade	2x			
25G AOC - Cisco	2x	AOC are not in Fujitsu's portfolio yet. Thus, test only and purchase from switch vendors.		
25G AOC - Intel	2x			
<i>Max. 2x SFP28 or DAC/AOC Cable per PLAN EP XXV710-DA2.</i>				
<b>Optional, 10Gb SFP+ Optical Transceiver module with LC connector for PLAN EP XXV710-DA2</b>				
SFP+ Optical Transceiver 10G/1G Dual Rate SR	2x	LC, MMF / SR SFP+ module, up to 400m	S26361-F3986-E5	S26361-F3986-L5
SFP+ Optical Transceiver 10G/1G Dual Rate LR	2x	LC, SMF / LR SFP+ module, up to 10km	S26361-F3986-E6	S26361-F3986-L6
SFP+ Optical Transceiver 10G Single Rate SR	2x	LC, MMF / SR SFP+ module, up to 400m	S26361-F3986-E3	S26361-F3986-L3
SFP+ Optical Transceiver 10G Single Rate LR	2x	LC, SMF / LR SFP+ module, up to 10km	S26361-F3986-E4	S26361-F3986-L4
*Virtual Connector* for Twinax cables	2x	Enablement for System Architect	V:TWX CONNECTOR-10	
SFP+ active Twinax Cable - Fujitsu	2x	customized cable length	S26361-F3989-E600	see table at the bottom of this page
SFP+ active Twinax Cable - Brocade	2x	(best fitting cable length is defined during rack installation at the factory)	S26361-F3873-E500	
SFP+ active Twinax Cable Brocade	2x			
<i>max. 2x SFP+ or Twinax Cable per controller</i>				
max. 6 Controllers per system				

**40/10Gb Ethernet network components**

<b>40Gb Ethernet controller with QSFP cage (requires DAC, AOC cables or optical transceiver QSFP modules)</b>				
Supports 40Gbps line rate per-port				
PLAN EP MCX4-EN 40Gb 2p QSFP FH	6x	Dual Port NIC, RoCE RDMA, Mellanox	S26361-F4053-E2	S26361-F4053-L502
<b>Optional, 40Gb QSFP Optical Transceiver module with MPO connector for PLAN EP MCX4-EN 40Gb 2p QSFP</b>				
QSFP 40G SR4L MPO 850nm 30m MC2210411-SR4L	2x	MMF / SR4L QSFP module, Mellanox. Max reach supported 30m	S26361-F4053-E701	S26361-F4053-L701
QSFP 40G SR4 MPO 850nm 150m MC2210411-SR4	2x	MMF / SR4 QSFP module, Mellanox. Max reach supported 150m	S26361-F4053-E702	S26361-F4053-L702
*Virtual Connector* for DAC/AOC cables	2x	Enablement for System Architect	V:DAC/AOC-CONNECTOR-40	
40G DAC - Cisco	2x	DAC are not in Fujitsu's portfolio yet. Thus, test only and purchase from switch vendors.		
40G DAC - Mellanox	2x			
40G AOC - Cisco	2x			
40G AOC - Mellanox	2x			
<i>max. 2x QSFP or DAC, AOC per PLAN EP MCX4-EN 40Gb 2p QSFP</i>				
max. 6x PLAN EP MCX4-EN 40Gb 2p QSFP				

**100Gb Ethernet network components**

<b>100Gb Ethernet controller with 1x QSFP28 cage (requires twinax cables or optical transceiver QSFP28 modules)</b>				
Supports 100Gbps line rate				
PLAN EP QL45611 100Gb 1p QSFP28 FH	6x	Single Port NIC, RoCE RDMA, Cavium	S26361-F4057-E1	S26361-F4057-L501
<b>Optional, 100Gb QSFP28 Optical Transceiver module with MPO connector for PLAN EP QL45611 100Gb 1p QSFP28</b>				
QSFP28 100G SR4 MPO 850nm 100m MMA1B00-C100D	1x	MMF / SR4 QSFP28 module, Mellanox. Max reach supported 100m	S26361-F4052-E701	S26361-F4052-L701
QSFP28 100G PSM4 1310nm 500m MMS1C10-CM	1x	MMF / SR QSFP28 module, Mellanox. Max reach supported 500m	S26361-F4052-E801	S26361-F4052-L801
*Virtual Connector* for DAC/AOC cables	1x	Enablement for System Architect	V:DAC/AOC-CONNECTOR-100	
100G DAC - Cisco	1x	DAC are not in Fujitsu's portfolio yet. Thus, test only and purchase from switch vendors.		
100G DAC - Mellanox	1x			
100G AOC - Cisco	1x			
100G AOC - Mellanox	1x			
<i>Max. 1x QSFP28 or DAC/AOC Cable per PLAN EP QL45611 100Gb 1p QSFP28</i>				
max. 6x PLAN EP QL45611 100Gb 1p QSFP28				

<b>100Gb Ethernet controller with 1x QSFP28 cage (requires twinax cables or optical transceiver QSFP28 modules)</b>				
Supports 100Gbps line rate				
PLAN EP MCX4-EN 100Gb 1p QSFP28 FH	6x	Single Port NIC, RoCE RDMA, Mellanox	S26361-F4052-E1	S26361-F4052-L501
<b>Optional, 100Gb QSFP28 Optical Transceiver module with MPO connector for PLAN EP MCX4-EN 100Gb 1p QSFP28</b>				
QSFP28 100G SR4 MPO 850nm 100m MMA1B00-C100D	1x	MMF / SR4 QSFP28 module, Mellanox. Max reach supported 100m	S26361-F4052-E701	S26361-F4052-L701
QSFP28 100G PSM4 1310nm 500m MMS1C10-CM	1x	MMF / SR QSFP28 module, Mellanox. Max reach supported 500m	S26361-F4052-E801	S26361-F4052-L801
*Virtual Connector* for DAC/AOC cables	1x	Enablement for System Architect	<b>V:DAC/AOC-CONNECTOR-100</b>	
100G DAC - Cisco	1x	DAC are not in Fujitsu's portfolio yet. Thus, test only and purchase from switch vendors.		
100G DAC - Mellanox	1x	DAC are not in Fujitsu's portfolio yet. Thus, test only and purchase from switch vendors.		
100G AOC - Cisco	1x	AOC are not in Fujitsu's portfolio yet. Thus, test only and purchase from switch vendors.		
100G AOC - Mellanox	1x	AOC are not in Fujitsu's portfolio yet. Thus, test only and purchase from switch vendors.		
<i>Max. 1x QSFP28 or DAC/AOC Cable per PLAN EP MCX4-EN 100Gb 1p QSFP28</i>				
max. 6x PLAN EP MCX4-EN 100Gb 1p QSFP28				

Q  
Q

**Network cables for later upgrade**

<b>Fujitsu active SFP+ Twinax 10Gb cable</b>	
SFP+ active Twinax Cable Fujitsu 2m	S26361-F3989-L102
SFP+ active Twinax Cable Fujitsu 5m	S26361-F3989-L105
SFP+ active Twinax Cable Fujitsu 10m	S26361-F3989-L110

<b>Brocade active SFP+ Twinax 10Gb cable</b>	
SFP+ active Twinax Cable Brocade 1m	S26361-F3873-L501
SFP+ active Twinax Cable Brocade 3m	S26361-F3873-L503
SFP+ active Twinax Cable Brocade 5m	S26361-F3873-L505

R

**Chapter 12 - Fibre Channel Controller**

R

max number of some controllers can vary with base units with 6x card slots

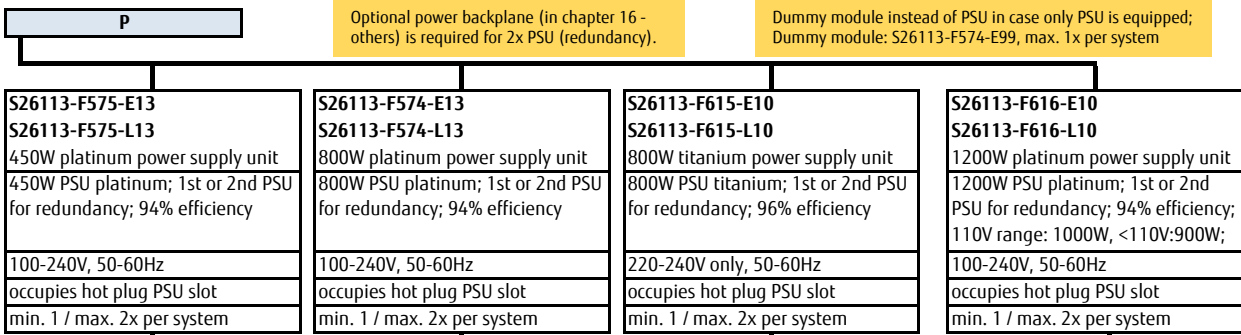
<b>32Gb Fibre Channel controller generation 6 with LC interface for 50µm optical cables (OM4 or OM3)</b>				
These components ship with optical transceiver modules equipped for all ports. Supported line rates: 32, 16, and 8Gbps.				
PFC EP LPe32002 2x 32Gb	4x	2 ports, full height, Broadcom/Emulex	S26361-F4044-E2	S26361-F4044-L502
PFC EP LPe32000 1x 32Gb	4x	1 port, full height, Broadcom/Emulex	S26361-F4044-E1	S26361-F4044-L501
PFC EP QLE2742 2x 32Gb	6x	2 ports, full height, Cavium/Qlogic	S26361-F4043-E2	S26361-F4043-L502
PFC EP QLE2740 1x 32Gb	6x	1 port, full height, Cavium/Qlogic	S26361-F4043-E1	S26361-F4043-L501
max. 6 Controller per system (mixed configurations are supported)				
<b>16Gb Fibre Channel controller generation 6 with LC interface for 50µm optical cables (OM4 or OM3)</b>				
These components ship with optical transceiver modules equipped for all ports. Supported line rates: 16, 8, and 4Gbps.				
PFC EP LPe31002 2x 16Gb	6x	2 ports, full height, Broadcom/Emulex	S26361-F5596-E2	S26361-F5596-L502
PFC EP LPe31000 1x 16Gb	6x	1 port, full height, Broadcom/Emulex	S26361-F5596-E1	S26361-F5596-L501
PFC EP QLE2692 2x 16Gb	6x	2 ports, full height, Cavium/Qlogic	S26361-F5580-E2	S26361-F5580-L502
PFC EP QLE2690 1x 16Gb	6x	1 port, full height, Cavium/Qlogic	S26361-F5580-E1	S26361-F5580-L501
max. 6 Controller per system (mixed configurations are supported)				

**Chapter 13 - Infiniband Controllers**

Infiniband and Omni path controller will be relased by Project Release Only

P

**Chapter 14 - Power supply unit, power cable, country specific options**



<b>Power cord option for Tower Server, 1.8m, black (1x per PSU)</b>		<b>Power cord option for Rack Server, 4m, grey (1x per PSU)</b>	
<b>T26139-Y1740-E10/L10</b>	D, A, B, F, NL, FIN, N, S, E, P, RUS, TR	<b>T26139-Y1968-E100</b>	Powercord for rack, IEC 320 C14 connector
<b>T26139-Y1742-E10/L10</b>	USA, Canada		
<b>T26139-Y1743-E10</b>	Switzerland	<b>T26139-Y1742-E10</b>	USA, Canada, 1.8m, grey
<b>T26139-Y1744-E10/L10</b>	UK, IR		
<b>T26139-Y1745-E10/L10</b>	Italy		
<b>T26139-Y1746-E10/L10</b>	Denmark		
<b>T26139-Y1757-E10/L10</b>	Taiwan		
<b>Power cord option for Tower Server, 2.5m, black (1x per PSU)</b>			
<b>T26139-Y1747-E18/L18</b>	Israel		
<b>T26139-Y1751-E10/L10</b>	China		
<b>T26139-Y3850-E10</b>	no powercord		


<b>S26361-F3301-E123</b> Certification for India ! Only with "no powercord option" Must for delivery to India max. 1x per system
--

<b>S26361-F3301-E120</b> Certification for China (CCC) ! China cable or "no powercord" Must for delivery to China max. 1x per system
--

<b>S26361-F1452-E100</b> Region Kit APAC/EMEA/India max. 1x per system
--

<b>S26361-F1452-E130</b> Region Kit Americas max. 1x per system
---

<b>S26361-F1452-E140</b> Region Kit Europe max. 1x per system
---



**Chapter 15 - Accessories**

**Q**

<http://www.fujitsu.com/fts/products/computing/peripheral/accessories/index-facts.html>

**USB Mouse:**

Mouse M520 Black	S26381-K467-E100	S26381-K467-L100
Mouse M520 Grey	S26381-K467-E101	S26381-K467-L101
Mouse M530 Black	n/a	S26381-K468-L100
Mouse M530 Grey	n/a	S26381-K468-L101



**USB sticks (FOR PROJECTS ONLY) - no standard release**

ADATA USB 3.0 Flash Stick UE700 – 32GB		S26391-F6048-L332
ADATA USB 3.0 Flash Stick UE700 – 64GB		S26391-F6048-L364



USB Keyboards for Tower Servers for following countries:		
USB professional Keyboard KBPC PX ECO	Country version	FUJITSU Keyboard KB521 USB (grey)
	US/ int 105 keys (UK keyboard + US int. Layout)	S26381-K521-E102
S26381-K341-E104	Czech/Slovak	S26381-K521-E104
S26381-K341-E110	US 104 keys (US keyboard + US layout)	S26381-K521-E110
S26381-K341-E120	Germany	S26381-K521-E120
S26381-K341-E122	Germany / Int	S26381-K521-E122
S26381-K341-E140	France	S26381-K521-E140
S26381-K341-E154	Sweden / Finland	S26381-K521-E154
S26381-K341-E165	United Kingdom	S26381-K521-E165
S26381-K341-E170	Switzerland	S26381-K521-E170
S26381-K341-E180	Spain	S26381-K521-E180
S26381-K341-E185	Italy	S26381-K521-E185



Please find the layout of all Fujitsu keyboards here:  
<http://abg0355a.abg.fsc.net/>

**USB Optical Disc Drive**

External Ultra Slim Portable DVD Writer (Hitachi-LG)	S26341-F103-L142
--	------------------



**R**

The screenshot shows a web browser window with the URL <http://abg0355a.abg.fsc.net/>. The page content includes a red box highlighting the following links: "Home", "At layouts download links", "-- Select download file --", "Keyboard usage Matrix", "List of country codes", "Peripherals web", "Note-PC web", and "Mail to Webmaster". Below this box is a dropdown menu labeled "-- Select Product Name --" with "Desktop" selected. A red arrow points to the "Desktop" selection.

**Chapter 16 - others**

**R**

<b>S26361-F3699-E20</b>
<b>S26361-F3699-L20</b>
Redundant power supply
Power backplane for redundant power supply units. This option is condition for configurations with 2 power supplies.
max. 1x per system

<b>S26361-F3846-E134</b>
<b>S26361-F3846-L134</b>
Riser card for 2x PCIe + 1x PCI32 slots
Occupies slot 4 (PCIe-x16) and instead offers 2x PCIe-x8 + 1x PCI32 slots for full height cards.
max. 1x per system

<b>S26361-F1790-E243</b>
<b>S26361-F1790-L244</b>
iRMC S4/SS advanced pack
integrated remote Management controller activation key for graphical console redirection and remote media redirection
max. 1x per system

<b>S26361-F1790-E311</b>
<b>embedded Lifecycle Management (eLCM)</b>
Server Online Update
OS driver Update
Hardware firmware update
Server Offline Update
Hardware update via Update Manager Express
PrimeCollect
Autonomous creation of Primecollect archives
Creation and use of PrimeCollect archives over AIS connect
Custom Image (Jukebox function)
Automatic and manual download of CD and DVD Images
Automatic and manual start of CD and DVD Images
max. 1x per system

Loose delivery
eLCM Activation Pack (Node Locked License)
<b>BDL:ELCM-PACK</b>
<b>options contains:</b>
- 16GB SD card
- Paper with TAN for Licensekey

Advanced Thermal Design is not available with LTO drives.

PY TX2550 M4 Tower 4x3.5' basic and  
PY TX2550 M4 Tower 8x2.5' basic do  
not support ATD options!

<b>S26361-F3776-E440</b>
Cool-safe® Advanced Thermal design 40°C
enables the PRIMERGY Server to cope with temperatures from 5-40° in operating mode due to extended Fan settings
this setting can be activated ex factory only
max. 1x per system

<b>S26361-F3776-E445</b>
Cool-safe® Advanced Thermal design 45°C
enables the PRIMERGY Server to cope with temperatures from 5-45° in operating mode due to extended Fan settings
this setting can be activated ex factory only
max. 1x per system

<b>S26361-F3120-E3</b>
<b>S26361-F3120-L3</b>
Serial port / RS232-C interface
Serial port mounted at system rear side, connected via cable
max. 1x per system

This serial port option is dedicated for several PRIMERGY Servers and will be delivered with full height and low profile brackets, which are not required for PRIMERGY TX2550 M4.

<b>S26361-F3552-E100</b>
<b>S26361-F3552-L100</b>
Trusted Platform Module 2.0
max. 1x per system

<b>S26361-F3552-E101</b>
Trusted Platform Module 1.2
max. 1x per system

You would like to add some customer specific solutions?

**made4you**

With our made4you service we fulfill any individual requirement and wish of our customers perfectly - e.g.

- > special hardware configurations,
- > staging services ex factory,
- > extended lifecycle management,
- > customer specific logos, component,
- > BIOS fixes and many more.

For further information please contact us



**Fujitsu Portfolio**

Build on industry standards, Fujitsu offers a full portfolio of IT hardware and software products, services, solutions and cloud offering, ranging from clients to datacenter solutions and includes the broad stack of Business Solutions, as well as the full stack of Cloud offering. This allows customers to leverage from alternative sourcing and delivery models to increase their business agility and to improve their IT operation's reliability

Your server is ready



Date of change	Folder / order code / description	What has been changed / comment
28.10.2016	PRIMERGY TX2550 M4	FIRST DRAFT RELEASE
03.11.2016	S26341-F103-L140	changed to new USB Optical Disc Drive
10.11.2016	update IB	add EDR
24.11.2016	RAM	Update
14.12.2016	T26139-Y1747-E18/L18	Added power cord for Israel
14.12.2016	RAID	add new raid controllers + retimer card
21.12.2016	CPU	Update
22.12.2016	RAM	Update
22.12.2016	RAM	Reviewed
27.12.2016	HD_SSD	updated
06.01.2017	HD_SSD / S26361-F5588/F5589-E120/L120	removed
13.01.2017	Backup drive (LTO/RDX)	updated
20.01.2017	HD_SSD / S26361-F5642/F5648/F5649/F5650-*	added
03.02.2017	Others	Riser card option and redundancy option added
07.02.2017	HD_SSD / SED / S26361-F5632-L240	note for SED updated / order code corrected
14.02.2017	PFC	Aligned to Copmponent PAP
14.02.2017	PLAN	Aligned to Copmponent PAP
14.02.2017	LOM	Aligned to System PM Decision
16.02.2017	LAN	Color yellow --> light green for LAN register
20.02.2017	PFC, PLAN	Correction: LP components deleted
23.02.2017	CPU	order codes and specifications added
16.03.2017	RAM	Mirrored Channel Mode updated
27.03.2017	HD_SSD / Note / M.2 SSD	updated
27.03.2017	HD_SSD / S26361-F5583-*/ F5648-*	removed / Capacity changed
28.03.2017	PRAID EP520i, 540i, 580i	CacheCade deleted
30.03.2017	S26361-F5243-E14/L14	comment added
30.03.2017	S26361-F3849-E100	cooling kit added
04.04.2017	RAM	Mirrored Channel Mode text modified
05.04.2017	RAM	info-text updated
12.04.2017	eLCM	Added in "Others" sheet
27.04.2017	USB devices	Added HLDS ODD
27.04.2017	PLAN EP QL45212	Updated
09.05.2017	S26361-F3552-E101	TPM 1.2 Module added
09.05.2017	RAM	new order codes added
17.05.2017	HD_SSD / NON hot plug drives	updated
06.06.2017	HD_SSD / F5666/F5670-*/ F5614/F5617-*	Note updated / added / removed
07.06.2017	CPU	loose components added
13.06.2017	RAID	descriptions of FBU options changed
29.06.2017	S26361-F5243-L110/S26361-F4042-L110	changed to S26361-F5243-L115/S26361-F4042-L110
12.07.2017	RAID	info-text added
20.07.2017	HD_SSD / F5677-E240 / F5648-*/ PCIe SSD	added / codes modified / DWPD corrected
20.07.2017	LAN	Added: 10GbE Ethernet adapter X710-DA4 4-Port, Intel
24.07.2017	HD_SSD / F5673/F5675-*/ F5531/F5532-E590	added / F5588/F5589-E240/E480 removed
02.08.2017	LAN	Deleted: PLAN AP 1x1Gbit Cu Intel I210-T1
02.08.2017	LAN	Added: PLAN EP MCX4-Lx/EN 25,40,100GbE
07.08.2017	RAM	Update of memory mirrored mode description
25.09.2017	base	rack conversion kit changed to S26361-F1729-L290
25.09.2017	HD drive cage	Expander hints adjusted
28.09.2017	Raid page	add comments, increase to 2x RAID + HBA for mirrored mode
27.09.2017	HD_SSD / S26361-F5650-E640/L640	removed
06.10.2017	DVD-RW S26361-F3269-E2/L2	removed
19.10.2017	Xeon Gold 6100M CPU ...E334/340/342	removed
20.10.2017	HD_SSD / S26361-F4045-E64	added
20.10.2017	FC_IB	removed all IB order code. Those will be Project release only.
24.10.2017	HDD_SSD / Note	removed for 2.5" 7.2K/15K HDD / added for M.2 drive
24.10.2017	LAN	Added: 25GbE Adapter, Intel
25.10.2017	RAID	note in Z60551 changed
26.10.2017	LAN	25GbE Adapter, Intel: LP deleted, FH max = 6
26.10.2017	FC_IB	16GFC Adapter: max = 6: F5596-E1/E2 F5580-E1/E2
26.10.2017	LAN	remark by S26361-F3953-E210/L210
26.10.2017	Description	PLAN EM Blind Panel OCP instead of OCP module
13.11.2017	HDD_SSD	note for Dual microSD and DWPD for PCIe-SSD modified
17.11.2017	RAID, FC, LAN	reduce number of some ctrl.for base units w/ 6 card slots

S. Pilz / 06.12.2017	others	ATD code corrected
08.12.2017	S26361-F2748-E538	on special release only!
15.01.2018	HDD_SSD	F5694/F5692-* / F5696-E240 added
15.01.2018	HDD_SSD	F5543/F5582/F5569-E124 / F5571/F5624/F3904-E120 added
15.01.2018	HDD_SSD / exclusions for	8/10TB HDDs and PSAS CP400i/PRAID EP540i modified
31.01.2018	Xeon Silver 4114T	set to special release
06.02.2018	ATD	PY TX2550 M4 Tower 4x3.5' basic and PY TX2550 M4 Tower 8x2.5' basic do not support ATD options!
13.02.2018	LAN	PLAN EP QL41212 & QL45611 added
21.02.2018	LAN	PLAN EM OCP - Released
22.02.2018	HDD_SSD / 2.5" (SFF) PCIe-SSD	max. number corrected
02.03.2018	HDD_SSD / F5701/F5703/F5700/F5706/F5697-*	added
21.03.2018	FC_IB	QLE274X FC HBA Max = 6, up from 4
21.03.2018	LAN	SFP28 S26361-F4055-E/L701 added for PLAN EP QL41212