




NASA CR:

134407

NATIONAL AERONAUTICS AND SPACE ADMINISTRATION



(NASA-CR-134407) EFFECT OF ELEVON GAP
CONFIGURATIONS ON THE LONGITUDINAL
STABILITY AND CONTROL EFFECTIVENESS OF
THE 43-0 SPACE SHUTTLE ORBITER (Chrysler
Corp.) 336 p HC \$9.50 CSCL 22B


N75-10152

Unclas
53179

G3/18

SPACE SHUTTLE

AEROTHERMODYNAMIC DATA REPORT



JOHNSON SPACE CENTER

HOUSTON, TEXAS

DATA MANAGEMENT services



August, 1974

DMS-DR-2139
NASA-CR-134,407

EFFECT OF ELEVON GAP CONFIGURATIONS
ON THE LONGITUDINAL STABILITY AND CONTROL
EFFECTIVENESS OF THE 43-0
SPACE SHUTTLE ORBITER (OA118)

By

Terrance Hughes and Robert Mennell
Shuttle Aero Sciences
Rockwell International Space Division

Prepared under NASA Contract Number NAS9-13247

By

Data Management Services
Chrysler Corporation Space Division
New Orleans, La. 70189

for

Engineering Analysis Division

Johnson Space Center
National Aeronautics and Space Administration
Houston, Texas

WIND TUNNEL TEST SPECIFICS:

Test Number: NAAL 724
NASA Series Number: OA118
Model Number: 43-0
Test Dates: 24 through 26 April 1974
Occupancy Hours: 40

FACILITY COORDINATOR:

R. B. Russell
Mail Stop BD02
Rockwell International B-1 Division
Los Angeles International Airport
Los Angeles, California 90009

Phone: (213) 670-9151 x3343

PROJECT ENGINEERS:

Terrance Hughes
Robert Mennell
Mail Stop BD02
Rockwell International B-1 Div.
Los Angeles International Airport
Los Angeles, California 90009

Phone: (213) 670-9151 x3343

AERODYNAMICS ANALYSIS ENGINEER:

W. M. Zeman
Mail Code AC07
Rockwell International
Space Division
12214 Lakewood Blvd.
Downey, California 90241

Phone: (415) 922-1589

DATA MANAGEMENT SERVICES:

Prepared by: Liaison--D. A. Sarver, M. J. Lanfranco
Operations--D. E. Poucher

Reviewed by: J. L. Glynn *JL*

Approved: *N. D. Kemp*
N. D. Kemp, Manager
Data Management Services

Concurrence: *J. B. Swider*
J. B. Swider, Manager
Flight Technology Branch

Chrysler Corporation Space Division assumes no responsibility for the data presented other than display characteristics.

EFFECT OF ELEVON GAP CONFIGURATIONS
ON THE LONGITUDINAL STABILITY AND CONTROL
EFFECTIVENESS OF THE 43-0
SPACE SHUTTLE ORBITER (OA118)

By

Terrance Hughes and Robert Menzell, Rockwell International Space Division

ABSTRACT

Experimental aerodynamic investigations were conducted on a sting-mounted 0.0405-scale representation of the 140A/B Space Shuttle Orbiter (43-0) in the Rockwell International 7.75 by 11-Foot Low Speed Wind Tunnel (NAAL). These test were conducted from 24 April to 26 April 1974. The NASA designation for this test is OA118.

The primary test objectives were to determine the effect of a new 6-inch elevon gap configuration on longitudinal and lateral/directional stability and control effectiveness. Also investigated were no-gap and "Grumman" gap elevon configurations to establish a base point. Differential inboard/outboard elevon panel deflections with the 6-inch gap were investigated to determine outboard panel aileron effectiveness. The elevons were deflected from +20 to -40 degrees in various combinations.

Aerodynamic force and moment data for the Orbiter were measured in the body axis system by an internally mounted, six-component strain gage balance (2.5-inch Task MK IX). The model was sting mounted with the center of rotation located at F.S. 60.172. The angle-of-attack (α) range was from -10 to +24 degrees. No yaw polars were run during this test.

THIS PAGE INTENTIONALLY BLANK.

TABLE OF CONTENTS

	Page
ABSTRACT	iii
INDEX OF MODEL FIGURES	2
INDEX OF DATA FIGURES	3
NOMENCLATURE	7
CONFIGURATIONS INVESTIGATED	11
TEST FACILITY DESCRIPTION	13
DATA REDUCTION	14
TABLES	
I. TEST CONDITIONS	16
II. DATASET/RUN NUMBER COLLATION SUMMARY	17
III. MODEL DIMENSIONAL DATA	20
FIGURES	
MODEL	31
DATA	35
APPENDIX	
TABULATED SOURCE DATA	

INDEX OF MODEL FIGURES

Figure	Title	Page
1.	Axes systems.	
a.	General	31
b.	Sign Convention for Control Surfaces	32
2.	Orbiter three view.	33
3.	Model installation photographs.	34

INDEX OF DATA FIGURES

FIGURE NUMBER	TITLE	SCHEDULE OF COEFFICIENTS PLOTTED	CONDITIONS VARYING	PAGES
Fig. 4	Effect of Elevon Configuration, Elevon = 0 Deg.	(A)	ELEVON Configuration	1-5
Fig. 5	Effect of Elevon Configuration, Elevon = -5 Deg.	(A)	ELEVON Configuration	6-10
Fig. 6	Effect of Elevon Configuration, Elevon = -10 Deg.	(A)	ELEVON Configuration	11-15
Fig. 7	Effect of Elevon Configuration, Elevon = -15 Deg.	(A)	ELEVON Configuration	16-20
Fig. 8	Effect of Elevon Configuration, Elevon = -20 Deg.	(A)	ELEVON Configuration	21-25
Fig. 9	Effect of Elevon Configuration, Elevon = -30 Deg.	(A)	ELEVON Configuration	26-30
Fig. 10	Effect of Elevon Configuration, Elevon = -40 Deg.	(A)	ELEVON Configuration	31-35
Fig. 11	Effect of Elevon Configuration, Elevon = 5 Deg.	(A)	ELEVON Configuration	36-40
Fig. 12	Effect of Elevon Configuration, Elevon = 10 Deg.	(A)	ELEVON Configuration	41-45
Fig. 13	Effect of Elevon Configuration, Elevon = 15 Deg.	(A)	ELEVON Configuration	46-50
Fig. 14	Effect of Elevon Configuration, Elevon = 20 Deg.	(A)	ELEVON Configuration	51-55

INDEX OF DATA FIGURES (Continued)

FIGURE NUMBER	TITLE	SCHEDULE OF COEFFICIENTS PLOTTED	CONDITIONS VARYING	PAGES
Fig. 15	Elevon Effectiveness, Solid Elevon	(B)	ELEVON	56-77
Fig. 16	Elevon Effectiveness, Baseline Grumman Gap	(B)	ELEVON	78-99
Fig. 17	Elevon Effectiveness, Six Inch Elevon Gaps	(B)	ELEVON	100-121
Fig. 18	Outboard Elevon Effectiveness, Six Inch Gaps, Inbd Elevon = 0 Deg.	(C)	ELEVON	122-134
Fig. 19	Outboard Ailron Effectiveness, Six Inch Gaps, Inbd Elevon = 0 Deg.	(D)	AILRON	135-139
4 Fig. 20	Outboard Elevon Effectiveness, Six Inch Gaps, Inbd Elevon = -10 Deg.	(C)	ELEVON	140-152
Fig. 21	Outboard Ailron Effectiveness, Six Inch Gaps, Inbd Elevon = -10 Deg.	(D)	AILRON	153-157
Fig. 22	Outboard Elevon Effectiveness, Six Inch Gaps, Inbd Elevon = 10 Deg.	(C)	ELEVON	158-170
Fig. 23	Outboard Ailron Effectiveness, Six Inch Gaps, Inbd Elevon = 10 Deg.	(D)	AILRON	171-175
Fig. 24	Inboard Elevon Effectiveness, Six Inch Gaps, Otbd Elevon = 10 Deg.	(E)	ELEVON	176-188
Fig. 25	Outboard Elevon Effectiveness, Six Inch Gaps, Inbd Elevon = 15 Deg.	(C)	ELEVON	189-201

INDEX OF DATA FIGURES (Continued)

FIGURE NUMBER	TITLE	SCHEDULE OF COEFFICIENTS PLOTTED	CONDITIONS VARYING	PAGES
Fig. 26	Outboard Aileron Effectiveness, Six Inch Gaps, ELE-IB = 15	(D)	AILRON	202-206
Fig. 27	Outboard Aileron Effectiveness, Six Inch Gaps, ELE-IB = 15	(D)	ELEVON	207-211
Fig. 28	Outboard Elevon Effectiveness, Six Inch Gaps, Inbd Elevon = 20 Deg.	(C)	ELEVON	212-224
Fig. 29	Outboard Ailron Effectiveness, Six Inch Gaps, Inbd Elevon = 20 Deg.	(D)	AILRON	225-229
Fig. 30	Inboard Elevon Effectiveness, Six Inch Gaps, Otbd Elevon = 0	(E)	ELEVON	230-242
Fig. 31	Effect of Mach No., Six Inch Gaps, Elevon = 0	(A)	MACH	243-247

Note: Schedule of Coefficients Plotted on next page.

INDEX OF DATA FIGURES (Concluded)

SCHEDULE OF COEFFICIENTS PLOTTED:

- (A) CL, CDF, CN, CLM, CAF, CAB, XCP/L, L/DF versus ALPHA
CL versus CLM, CDF
- (B) CL, CDF, CN, CLM, CAF, CAB, XCP/L, L/DF versus ALPHA
CL versus CLM, CDF
DCL, DCDF, DCN, DCLM, DCAF versus ELEVON
- (C) CL, CDF, CN, CLM, CAF, CAB, XCP/L, L/DF versus ALPHA
CL versus CLM, CDF
DCL, DCDF, DCN, DCLM versus ELE-OB
- (D) CYN, CBL, CY versus ALPHA
DCYN, DCBL, DCY versus AIL-OB
- (E) CL, CDF, CN, CLM, CAF, CAB, XCP/L, L/DF versus ALPHA
CL versus CLM, CDF
DCL, DCDF, DCN, DCLM versus ELE-LI

NOMENCLATURE
General

<u>SYMBOL</u>	<u>SADSAC SYMBOL</u>	<u>DEFINITION</u>
a		speed of sound; m/sec, ft/sec
C _p	CP	pressure coefficient; $(P_1 - p_\infty)/q$
M	MACH	Mach number; V/a
p		pressure; N/m ² , psf
q	Q(NSM) Q(PSF)	dynamic pressure; $1/2\rho V^2$, N/m ² , psf
RN/L	RN/L	unit Reynolds number; per m, per ft
V		velocity; m/sec, ft/sec
α	ALPHA	angle of attack, degrees
β	BETA	angle of sideslip, degrees
ψ	PSI	angle of yaw, degrees
ϕ	PHI	angle of roll, degrees
ρ		mass density; kg/m ³ , slugs/ft ³

Reference & C.G. Definitions

A _b		base area; m ² , ft ²
b	BREF	wing span or reference span; m, ft
c.g.		center of gravity
\bar{l}_{REF} c	LREF	reference length or wing mean aerodynamic chord; m, ft
S	SREF	wing area or reference area; m ² , ft ²
	MRP	moment reference point
	XMRP	moment reference point on X axis
	YMRP	moment reference point on Y axis
	ZMRP	moment reference point on Z axis

SUBSCRIPTS

b	base
l	local
s	static conditions
t	total conditions
∞	free stream

NOMENCLATURE (Continued)

Body-Axis System

<u>SYMBOL</u>	<u>SADSAC SYMBOL</u>	<u>DEFINITION</u>
C_N	CN	normal-force coefficient; $\frac{\text{normal force}}{qS}$
C_A	CA	axial-force coefficient; $\frac{\text{axial force}}{qS}$
C_Y	CY	side-force coefficient; $\frac{\text{side force}}{qS}$
C_{A_b}	CAB	base-force coefficient; $\frac{\text{base force}}{qS}$ $-A_b(P_b - P_\infty)/qS$
C_{A_f}	CAF	forebody axial force coefficient, $C_A - C_{A_b}$
C_m	CLM	pitching-moment coefficient; $\frac{\text{pitching moment}}{qS l_{REF}}$
C_n	CYN	yawing-moment coefficient; $\frac{\text{yawing moment}}{qS b}$
C_l	CBL	rolling-moment coefficient; $\frac{\text{rolling moment}}{qS b}$

Stability-Axis System

C_L	CL	lift coefficient; $\frac{\text{lift}}{qS}$
C_D	CD	drag coefficient; $\frac{\text{drag}}{qS}$
C_{D_b}	CDB	base-drag coefficient; $\frac{\text{base drag}}{qS}$
C_{D_f}	CDF	forebody drag coefficient; $C_D - C_{D_b}$
C_Y	CY	side-force coefficient; $\frac{\text{side force}}{qS}$
C_m	CLM	pitching-moment coefficient; $\frac{\text{pitching moment}}{qS l_{REF}}$
C_n	CLN	yawing-moment coefficient; $\frac{\text{yawing moment}}{qS b}$
C_l	CSL	rolling-moment coefficient; $\frac{\text{rolling moment}}{qS b}$
L/D	L/D	lift-to-drag ratio; C_L/C_D
L/D _f	L/DF	lift to forebody drag ratio; C_L/C_{D_f}

ADDITIONAL NOMENCLATURE (Continued)

<u>SYMBOL</u>	<u>PLOT SYMBOL</u>	<u>DEFINITION</u>
A_{BC}		balance cavity area, ft ²
A_B		Orbiter base area excluding cavity, ft ²
C_A	CA	uncorrected axial-force coefficient
C_{ABC}	CABC	balance cavity axial-force coefficient
C_{AB}	CAB	base end (excluding balance cavity) axial-force coefficient
C_{AT}	CAT	model weight tare axial-force coefficient
C_{AF}	CAF	forebody axial-force coefficient
L_B	LB	Orbiter reference body length, in
δ_a	AIL-OB	outboard aileron deflection, degrees
δ_{BF}	BDFLAP	bodyflap deflection angle, degrees
δ_e	ELEVON	elevon deflection angle, degrees
δ_{e1}	ELE-LO	LH outboard elevon deflection angle, degrees
δ_{e2}	ELE-LI	LH inboard elevon deflection angle, degrees
δ_{e3}	ELE-RI	RH inboard elevon deflection angle, degrees
δ_{e4}	ELE-RO	RH outboard elevon deflection angle, degrees
	ELE-OB	outboard elevon deflection angle, degrees
δ_r	RUDDER	rudder deflection angle, degrees
δ_{SB}	SPDBRK	speedbrake deflection angle, degrees
ΔC_{Af}	DCAF	incremental forebody axial-force coefficient

ADDITIONAL NOMENCLATURE (Concluded)

ΔC_{Df}	DCDF	incremental forebody drag-force coefficient
$X_{CP/LB}$	XCP/L	longitudinal center of pressure location, fraction of body length
ΔC_L	DCL	incremental lift-force coefficient
ΔC_λ	DCBL	incremental rolling-moment coefficient
ΔC_m	DCLM	incremental pitching-moment coefficient
ΔC_N	DCN	incremental normal-force coefficient
ΔC_n	DCYN	incremental yawing-moment coefficient
ΔC_Y	DCY	incremental side-force coefficient

CONFIGURATIONS INVESTIGATED

The model utilized for this test period was the 0.0405-scale (43-0) model of the 140A/B Space Shuttle Orbiter. The model used the blended wing-body concept with a double delta wing planform ($75^\circ/45^\circ \Lambda_{LE}$), full span elevons (unswept hingeline), a centerline vertical tail with rudder and/or speedbrake capability, a base mounted bodyflap, a canopy and Orbital Maneuvering System (OMS) pods.

For this test period the following model component nomenclature was used:

<u>Component</u>	<u>Definition</u>
B ₂₆	-140A/B Orbiter fuselage
C ₉	-140A/B Orbiter canopy
E ₂₆	-140A/B Orbiter elevon with no elevon gaps
E ₂₈	E ₂₆ with "Grumman" elevon gaps
E ₄₃	E ₂₆ with new "6-inch" elevon gaps
F ₈	-140A/B Orbiter body flap
M ₇	-140A/B Orbiter OMS pods
R ₅	-140A/B Orbiter rudder
V ₈	-140A/B Orbiter vertical tail
W ₁₁₆	-140A/B Orbiter double delta wing ($75^\circ/45^\circ \Lambda_{LE}$)
X ₉	transition grit

CONFIGURATIONS INVESTIGATED (Concluded)

The following total configurations were investigated:

B₂₆ C₉ M₇ F₈ W₁₁₆ E₂₆ V₈ R₅ X₉

B₂₆ C₉ M₇ F₈ W₁₁₆ E₂₈ V₈ R₅ X₉

B₂₆ C₉ M₇ F₈ W₁₁₆ E₄₃ V₈ R₅ X₉

TEST FACILITY DESCRIPTION

The North American Aerodynamics Laboratory (NAAL) 7.75 x 11-Foot Wind Tunnel is a continuous flow, closed circuit, single return type tunnel capable of speeds up to 200 miles per hour. The test section is vented to atmospheric pressure and is 7.75 x 11 feet wide by 12 feet in length. Power is supplied by a 1250 horsepower nacelle-mounted synchronous motor driving a 19-foot, seven-blade, laminated birch propeller. The airspeed is controlled by varying the degree of coupling between the motor and propeller by means of a magnetic clutch. A damping screen and honeycomb section in the settling chamber upstream from the contraction cone (ratio 7.53 to 1) minimizes turbulence in the test section. The NAAL Wind Tunnel has been in operation since June 1943 and calibrations are available over a wide range of test conditions.

Tests may be conducted using a variety of mounting systems; e.g., single strut, double strut, sting strut, reflection plane, cable suspension, and two dimensional wall. Aerodynamic data may be measured by a planar type external balance system or sting-mounted internal balances. An Astrodata Automatic Data Acquisition System is used to collect, multiplex, digitize, and record 50 channels of force and/or pressure data on magnetic tape. This data is then rapidly reduced and plotted using automatic data processing equipment and an automatic digital plotter.

DATA REDUCTION

The aerodynamic force and moment data presented were measured by the Task 2.5-inch Mk IX strain gage balance. The data have been corrected for model base and balance chamber effects, model blockage influence on tunnel dynamic pressure, wall interference effects, sting and balance deflections and model weight tare.

The corrections made to axial force were done in the following manner:

$$C_{A_F} = C_A - C_{A_{BC}} - C_{A_B} - C_{A_T}$$

where

C_A = uncorrected axial-force coefficient

$$C_{A_{BC}} = - \left(\frac{P_{BC} - P_o}{q} \right) \left(\frac{A_{BC}}{S} \right)$$

$$C_{A_B} = - \left(\frac{P_B - P_o}{q} \right) \left(\frac{A_B}{S} \right), \quad P_B = 1/5 (P_{B_1} \dots + P_{B_5})$$

C_{A_T} = model weight tare axial-force coefficient

The model center of pressure location was computed in percent of body length as follows:

$$X_{CP}/L_B = [X_{C.G.} - \left(\frac{C_m * \bar{c}}{C_N} \right)]/L_B$$

where:

$X_{C.G.}$ = MRP location, inches aft of the nose

\bar{c} = Wing MAC, in

L_B = Body length, in

DATA REDUCTION (Concluded)

Reference Dimensions and Constants

The following reference dimensions were used in data reduction procedures to convert aerodynamic data to coefficient form:

<u>Symbol</u>		<u>Full Scale</u>	<u>Model Scale</u>
A_B	Base area, ft ²	362.140	0.5940
A_{BC}	Balance cavity area, ft ²	60.052	0.0985
S	Wing reference area, ft ²	2690.00	4.412
b	Wing span (BREF), in	936.68	37.936
\bar{c}	Wing MAC (LREF), in	474.81	19.230
L_B	Length of Orbiter body, in	1290.30	52.257

TABLE II.

TEST: OA118 NAAL 724		DATA SET/RUN NUMBER COLLATION SUMMARY										DATE: 29 APRIL 1974			
DATA SET IDENTIFIER	CONFIGURATION	SCHD.		PARAMETERS/VALUES								NO. OF RUNS	MACH NUMBERS		
		α	β	δ_{BC}	δ_{e1}	δ_{e2}	δ_{e3}	δ_{e4}	δ_{e5}	δ_{e6}	.20		.26		
RF6001	A + E28	A	0	-11.7	0	0	0	0		25	0	1			1
002	E26				↓	↓	↓	↓							2
003	↓				+5	+5	+5	+5							3
004	E28				↓	↓	↓	↓							4
005	↓				-10	-10	-10	-10							5
006	E26				↓	↓	↓	↓							6
007	↓				+15	+15	+15	+15							7
008	E28				↓	↓	↓	↓							8
010	↓				-5	-5	-5	-5							10
011	E26				↓	↓	↓	↓							11
012	E28				+10	+10	+10	+10							12
013	E26				↓	↓	↓	↓							13
014	E28				-15	-15	-15	-15							14
015	E26				↓	↓	↓	↓							15
016	↓				+20	+20	+20	+20							16
017	E28				↓	↓	↓	↓							17
018	E43				0	0	0	0							18
019	↓				↓	↓	↓	↓							19

17

TEST RUN NUMBERS

1 7 13 19 25 31 37 43 49 55 61 67 75 76

CL CDF CLM CN CAF SYN CBL CY XCP/L CAB MACH ALPHA BETA

α OR β SCHEDULES $\alpha(A) = -10 \rightarrow +24, \Delta\alpha = 2^\circ$ COEFFICIENTS $\delta_{e3} = \text{RH INBD PANEL}, \delta_{e4} = \text{RH OUTBD PANEL}$ IDVAR (1) IDVAR (2) IDV

$\delta_{e1} = \text{LH OUTBD PANEL}, \delta_{e2} = \text{LH INBD PANEL}$ CONF 36, A = B26C9M7F8W116V8R5X9

TABLE II. - Continued.

TEST: OA118 NAAL 724		DATA SET/RUN NUMBER COLLATION SUMMARY										DATE: 29 APRIL 1974			
DATA SET IDENTIFIER	CONFIGURATION	SCHD.		PARAMETERS/VALUES								NO. OF RUNS	MACH NUMBERS		
		α	β	$\delta\alpha$	$\delta\epsilon_1$	$\delta\epsilon_2$	$\delta\epsilon_3$	$\delta\epsilon_4$	$\delta\epsilon_5$	$\delta\epsilon_6$.26		
RF6020	A + E43	A	0	-11.7	+5	+5	+5	+5		25		0	1		20
021					+10	+10	+10	+10							21
022					+15	+15	+15	+15							22
023					+20	+20	+20	+20							23
024					-5	-5	-5	-5							24
025					-10	-10	-10	-10							25
027					-15	-15	-15	-15							27
028					-20	-20	-20	-20							28
029	A + E28				↓	↓	↓	↓							29
030	E26				↓	↓	↓	↓							30
031	E26				-30	-30	-30	-30							31
032	E28				↓	↓	↓	↓							32
033	E43				↓	↓	↓	↓							33
034	E43				-40	-40	-40	-40							34
035	E28				↓	↓	↓	↓							35
036	E26				↓	↓	↓	↓							36
037	E43				-10	0	0	-10							37
038	E43				+10	0	0	-10							38

18

TEST RUN NUMBERS

1 7 13 19 25 31 37 43 49 55 61 67 75 76

CL CDF CLM GN CAF GYN CBL CY XCP/L CAB MACH ALPHA BETA

α OR β SCHEDULES $\alpha(A) = -10 \rightarrow +24, \Delta\alpha = 2^\circ$ COEFFICIENTS $\delta\epsilon_3 =$ RH INBD PANEL, $\delta\epsilon_4 =$ RH OUTBD PANEL IDVAR (1) IDVAR (2) NDV

$\delta\epsilon_1 =$ LH OUTBD PANEL, $\delta\epsilon_2 =$ LH INBD PANEL CONFIG. A = B26C9M7F8W116VBR5X9

TABLE II. - Concluded.

TEST: CA118 NAAL 724		DATA SET/RUN NUMBER COLLATION SUMMARY										DATE: 29 APRIL 1974		
DATA SET IDENTIFIER	CONFIGURATION	SCHD.		PARAMETERS/VALUES								NO. OF RUNS	MACH NUMBERS	
		α	β	δ_{BF}	δ_{e1}	δ_{e2}	δ_{e3}	δ_{e4}	δ_{SB}	δ_{R}			.26	
RF6039	A + E43	A	O	11.7	+10	0	0	+10		25	0	1		39
040					+5	0	0	-5						40
041					+5	-10	-10	-5						41
042					+10	-10	-10	-10						42
043					0	-10	-10	0						43
044					0	+15	+15	0						44
045					+5			+5						45
047					+5			-5						47
048					+15			-5						48
049					+10			-10						49
050					+10	↓	↓	0						50
051					+10	+20	+20	+10						51
052					+15	↓	↓	+5						52
053					+20	↓	↓	0						53
054					+20	+10	+10	0						54
055					+20	↓	↓	+20						55
056					+15	↓	↓	+5						56
057					0	↓	↓	0						57

TEST RUN NUMBERS

19

1 7 13 19 25 31 37 43 49 55 61 67 75 76

CL CDF CLM CN CAF CYN CBL CY XCP/L CAB MACH ALPHA BETA

α OR β SCHEDULES $\alpha(A) = -10 \rightarrow +24, \Delta\alpha = 2^\circ$
 $\delta_{e1} = LH OUTBD PANEL, \delta_{e2} = LH INBD PANEL$

COEFFICIENTS $\delta_{e3} = RH INBD PANEL, \delta_{e4} = RH OUTBD PANEL$
 CONFIG. A = B26C9M7F8W116V8R5X9

IDVAR (1) IDVAR (2) HDV

TABLE III. - MODEL DIMENSIONAL DATA

MODEL COMPONENT : BODY - B₂₆

GENERAL DESCRIPTION : Configuration 140A/B Orbiter Fuselage

NOTE: B₂₆ is identical to B₂₄, except underside of fuselage has been
refaired to accept W₁₁₆.

MODEL SCALE: 0.0405 MODEL DRAWING: SS-A00147, RELEASE 12

DRAWING NUMBER : VL70-000143B, -000200, -000205, -006089, -000145,
VL70-000140A, -000140B

DIMENSIONS :	FULL SCALE	MODEL SCALE
*Length (OML: Fwd Sta X ₀ =235), In.	1293.3	52.379
*Length (IML: Fwd Sta X ₀ =238), In.	1290.3	52.257
* Max Width (@ X ₀ = 1528.3), In.	264.0	10.692
Max Depth (@ X ₀ = 1464), In.	250.00	10.125
Fineness Ratio	2.264	2.264
Area - Ft ²		
Max. Cross-Sectional	340.88	0.559
Planform		
Wetted		
Base		

TABLE III. - Continued.

*REVISED 4/24/74

MODEL COMPONENT : CANOPY - C₉

GENERAL DESCRIPTION : Configuration 3Z. Canopy used with fuselage B26.

MODEL SCALE: 0.0405 MODEL SCALE: SS-A00147, RELEASE 12

DRAWING NUMBER : VL70-000143A, -000140A

DIMENSIONS :	FULL SCALE	MODEL SCALE
*Length ($X_0 = 434.643$ to 578)	<u>143.357</u>	<u>5.806</u>
Max Width (@ $X_0 = 513.127$)	<u>152.412</u>	<u>6.173</u>
Max Depth (@ $X_0 = 485.0$)	<u>25.000</u>	<u>1.013</u>
Fineness Ratio	<u> </u>	<u> </u>
Area	<u> </u>	<u> </u>
Max. Cross-Sectional	<u> </u>	<u> </u>
Planform	<u> </u>	<u> </u>
Wetted	<u> </u>	<u> </u>
Base	<u> </u>	<u> </u>

TABLE III. - Continued.

*REVISED 4/24/74

MODEL COMPONENT: ELEVON - E₂₆

GENERAL DESCRIPTION: Configuration 140A/B Orbiter Elevons. Solid elevon,
no gaps.

MODEL SCALE: 0.0405 MODEL DRAWING: SS-A00148, RELEASE 6

DRAWING NUMBER: VI70-000140, 000140B

<u>DIMENSIONS:</u>	<u>FULL-SCALE</u>	<u>MODEL SCALE</u>
*Area - Ft ²	<u>210.0</u>	<u>0.344</u>
Span (equivalent), In.	<u>349.20</u>	<u>14.143</u>
Inb'd equivalent chord, In.	<u>118.00</u>	<u>4.779</u>
Outb'd equivalent chord, In.	<u>55.19</u>	<u>2.235</u>
Ratio movable surface chord/ total surface chord		
At Inb'd equiv. chord	<u>0.2096</u>	<u>0.2096</u>
At Outb'd equiv. chord	<u>0.400</u>	<u>0.400</u>
Sweep Back Angles, degrees		
Leading Edge	<u>0.00</u>	<u>0.00</u>
Trailing Edge	<u>-10.056</u>	<u>-10.056</u>
Hingeline	<u>0.00</u>	<u>0.00</u>
*Area Moment (Product of area & \bar{c}), Ft ³	<u>1587.25</u>	<u>0.1054</u>
*Mean Aerodynamic Chord, In.	<u>90.7</u>	<u>3.673</u>

TABLE III. - Continued.

MODEL COMPONENT: SLOTTED ELEVON - E₂₈

GENERAL DESCRIPTION: Same as elevon E₂₆ except for baseline "Grumman" gaps at Y₀ 312.50 and the elevon/fuselage intersection.

MODEL SCALE: 0.0405

MODEL DRAWING: SS-A01179

DRAWING NUMBER: VL70-000140A/B

<u>DIMENSIONS:</u>	<u>FULL-SCALE</u>	<u>MODEL SCALE</u>
Area - Ft ²	<u>210.00</u>	<u>0.3444</u>
Span (equivalent), In.	<u>349.20</u>	<u>14.143</u>
Inb'd equivalent chord, In.	<u>118.004</u>	<u>4.779</u>
Outb'd equivalent chord, In.	<u>55.192</u>	<u>2.235</u>
Ratio movable surface chord/ total surface chord		
At Inb'd equiv. chord	<u>0.2096</u>	<u>0.2096</u>
At Outb'd equiv. chord	<u>0.4004</u>	<u>0.4004</u>
Sweep Back Angles, degrees		
Leading Edge	<u>0.00</u>	<u>0.00</u>
Trailing Edge	<u>- 10.056</u>	<u>-10.056</u>
Hingeline	<u>0.00</u>	<u>0.00</u>
Area Moment (Product of area & \bar{c}), Ft ³	<u>1587.25</u>	<u>0.1054</u>
Mean Aerodynamic Chord, Inches	<u>90.7</u>	<u>3.673</u>

TABLE III. - Continued.

MODEL COMPONENT: SLOTTED ELEVON (6-INCH GAP) - E43

GENERAL DESCRIPTION: Same as Elevon E26 except for new 6" elevon gaps at $Y_e = 312.50$ and elevon/fuselage intersection. Internal gap contours are beveled 8° from the lower to upper surface.

MODEL SCALE: 0.0405

DRAWING NUMBER: NONE SKETCH ONLY.

<u>DIMENSIONS:</u>	<u>FULL-SCALE</u>	<u>MODEL SCALE</u>
Area - Ft ²	<u>210.00</u>	<u>0.344</u>
Span (equivalent), In.	<u>349.20</u>	<u>14.143</u>
Inb'd equivalent chord, In.	<u>118.004</u>	<u>4.779</u>
Outb'd equivalent chord, In.	<u>55.192</u>	<u>2.235</u>
Ratio movable surface chord/ total surface chord		
At Inb'd equiv. chord	<u>0.2096</u>	<u>0.2096</u>
At Outb'd equiv. chord	<u>0.4004</u>	<u>0.4004</u>
Sweep Back Angles, degrees		
Leading Edge	<u>0.00</u>	<u>0.00</u>
Trailing Edge	<u>- 10.056</u>	<u>- 10.056</u>
Hingeline	<u>0.00</u>	<u>0.00</u>
Area Moment (Product of area & \bar{c}), Ft ³	<u>1587.25</u>	<u>0.1054</u>
Mean Aerodynamic Chord	<u>90.7</u>	<u>3.673</u>

TABLE III. - Continued.

*REVISED 4/24/74

MODEL COMPONENT : BODY FLAP - E₀

GENERAL DESCRIPTION : Orbiter body flap configuration used on body,
B₂₆.

MODEL SCALE: 0.0405 MODEL DRAWING: SS-A00147, RELEASE 12

DRAWING NUMBER : VL70-000140B, -000400

DIMENSIONS :	FULL SCALE	MODEL SCALE
* Length ($X_0=1520$ to $X_0=1613$), In.	<u>93.00</u>	<u>3.767</u>
Max Width (In.)	<u>262.00</u>	<u>10.611</u>
Max Depth (@ $X_0 = 1520$), In.	<u>23.00</u>	<u>0.932</u>
Fineness Ratio	<u> </u>	<u> </u>
Area - Ft ²	<u> </u>	<u> </u>
* Max. Cross-Sectional	<u>150.525</u>	<u>0.247</u>
Planform	<u> </u>	<u> </u>
Wetted	<u> </u>	<u> </u>
* Base	<u>41.847</u>	<u>0.0686</u>

TABLE III. - Continued.

MODEL COMPONENT : OMS/RCS PODS - M₇

GENERAL DESCRIPTION : Configuration 140A/B Orbiter OMS/RCS Pods used on B26 .

MODEL SCALE: 0.0405

MODEL DRAWING: SS-A00147, RELEASE 12

DRAWING NUMBER : VL70-000145, VL70-000140A

DIMENSIONS :	FULL SCALE	MODEL SCALE
Length (OMS Fwd Sta. 1233.0), In.	<u>327.000</u>	<u>13.244</u>
Max Width (@ X ₀ = 1450.0), In.	<u>94.5</u>	<u>3.827</u>
Max Depth (@ X = 1493.0), In.	<u>109.000</u>	<u>4.415</u>
Fineness Ratio	<u> </u>	<u> </u>
Area	<u> </u>	<u> </u>
Max. Cross-Sectional	<u> </u>	<u> </u>
Planform	<u> </u>	<u> </u>
Wetted	<u> </u>	<u> </u>
Base	<u> </u>	<u> </u>

TABLE III. - Continued.

*REVISED 4/24/74

MODEL COMPONENT: RUDDER - R_F

GENERAL DESCRIPTION: Orbiter Rudder used on vertical tail Vg.

MODEL SCALE: 0.0405

DRAWING NUMBER: VL70-000146B, VL70-000095

<u>DIMENSIONS:</u>	<u>FULL-SCALE</u>	<u>MODEL SCALE</u>
* Area - Ft ²	<u>100.15</u>	<u>0.1643</u>
Span (equivalent), In.	<u>201.00</u>	<u>8.141</u>
Inb'd equivalent chord, In.	<u>91.585</u>	<u>3.709</u>
Outb'd equivalent chord, In.	<u>50.833</u>	<u>0.203</u>
Ratio movable surface chord/ total surface chord		
At Inb'd equiv. chord	<u>0.400</u>	<u>0.400</u>
At Outb'd equiv. chord	<u>0.400</u>	<u>0.400</u>
Sweep Back Angles, degrees		
Leading Edge	<u>34.83</u>	<u>34.83</u>
Trailing Edge	<u>26.25</u>	<u>26.25</u>
Hingeline	<u>34.83</u>	<u>34.83</u>
*Area Moment (Product of area & \bar{c}) Ft ³	<u>610.92</u>	<u>0.0106</u>
*Mean Aerodynamic Chord, In.	<u>73.2</u>	<u>2.965</u>

TABLE III. - Continued.

*REVISED 4/24/74

MODEL COMPONENT: VERTICAL - V₈

GENERAL DESCRIPTION: Centerline vertical tail with rudder and/or speedbrake capability.

MODEL SCALE: 0.0405

DRAWING NUMBER: VL70-000140C, VL70-000146A MODEL DRAWING: SS-A00148, REL. 6

DIMENSIONS: FULL SCALE MODEL SCALE

TOTAL DATA

Area (Theo) - Ft ²		
Planform	<u>413.253</u>	<u>0.678</u>
Span (Theo) - In.	<u>315.72</u>	<u>12.787</u>
Aspect Ratio	<u>1.675</u>	<u>1.675</u>
Rate of Taper	<u>0.507</u>	<u>0.507</u>
Taper Ratio	<u>0.404</u>	<u>0.404</u>
Sweep-Back Angles, Degrees.		
Leading Edge	<u>45.000</u>	<u>45.000</u>
*Trailing Edge	<u>26.2</u>	<u>26.2</u>
0.25 Element Line	<u>41.130</u>	<u>41.130</u>
Chords:		
Root (Theo) WP	<u>268.500</u>	<u>10.874</u>
Tip (Theo) WP	<u>108.470</u>	<u>4.393</u>
MAC	<u>199.808</u>	<u>8.092</u>
Fus. Sta. of .25 MAC	<u>1463.50</u>	<u>59.272</u>
W.P. of .25 MAC	<u>635.522</u>	<u>25.738</u>
B.L. of .25 MAC	<u>0.00</u>	<u>0.00</u>
Airfoil Section		
Leading Wedge Angle - Deg.	<u>10.00</u>	<u>10.00</u>
Trailing Wedge Angle - Deg.	<u>14.920</u>	<u>14.920</u>
Leading Edge Radius	<u>2.00</u>	<u>2.00</u>
Void Area	<u>13.17</u>	<u>0.022</u>
Blanketed Area	<u>0.00</u>	<u>0.00</u>

TABLE III. - Continued.

*REVISED 4/24/74

MODEL COMPONENT: WING-W 116

GENERAL DESCRIPTION: Configuration 140A/B Orbiter double delta wing.

MODEL SCALE: 0.0405

TEST NO. _____ DWG. NO. VL70-000140B, -000200

DIMENSIONS: FULL-SCALE MODEL SCALE

TOTAL DATA

Area (Theo.) Ft ²		
Planform	2690.00	4.412
Span (Theo) In.	936.68	37.936
Aspect Ratio	2.265	2.265
Rate of Taper	1.177	1.177
Taper Ratio	0.200	0.200
Dihedral Angle, degrees	3.500	3.500
Incidence Angle, degrees	0.500	0.500
Aerodynamic Twist, degrees	+ 3.000	+ 3.000
Sweep Back Angles, degrees		
Leading Edge	45.000	45.000
Trailing Edge	- 10.056	- 10.056
0.25 Element Line	35.209	35.209
Chords:		
Root (Theo) B.P.O.O.	689.24	27.914
Tip, (Theo) B.P.	137.85	5.583
MAC	474.81	19.230
* Fus. Sta. of .25 MAC	1136.83	46.042
* W.P. of .25 MAC	290.58	11.768
* B.L. of .25 MAC	182.13	7.376

EXPOSED DATA

* Area (Theo) Ft ²	1751.50	2.873
* Span, (Theo) In. BP108	720.68	29.188
* Aspect Ratio	2.059	2.059
Taper Ratio	0.245	0.245
Chords		
* Root BP108	562.09	22.765
* Tip $1.00 \frac{b}{2}$	137.85	5.583
* MAC	392.83	15.910
* Fus. Sta. of .25 MAC	1185.98	48.032
* W.P. of .25 MAC	294.30	11.919
* B.L. of .25 MAC	251.77	10.197

Airfoil Section (Rockwell Mod NASA)
XXXX-64

Root $\frac{b}{2}$ =	0.113	0.113
Tip $\frac{b}{2}$ =	0.12	0.12

Data for (1) of (2) Sides

Leading Edge Cuff		
* Planform Area Ft ²	113.18	0.186
* Leading Edge Intersects Fus M. L. @ Sta	500.00	20.250
* Leading Edge Intersects Wing @ Sta	1024.00	41.472

MODEL COMPONENT: TRANSITION GRIT - X₉

GENERAL DESCRIPTION: Grit located on model nose and all swept surfaces to provide forced boundary layer transition.

NOMINAL GRIT DIAMETER - IN.

Fuselage	0.0054
----------	--------

All surfaces except fuselage	0.0076
------------------------------	--------

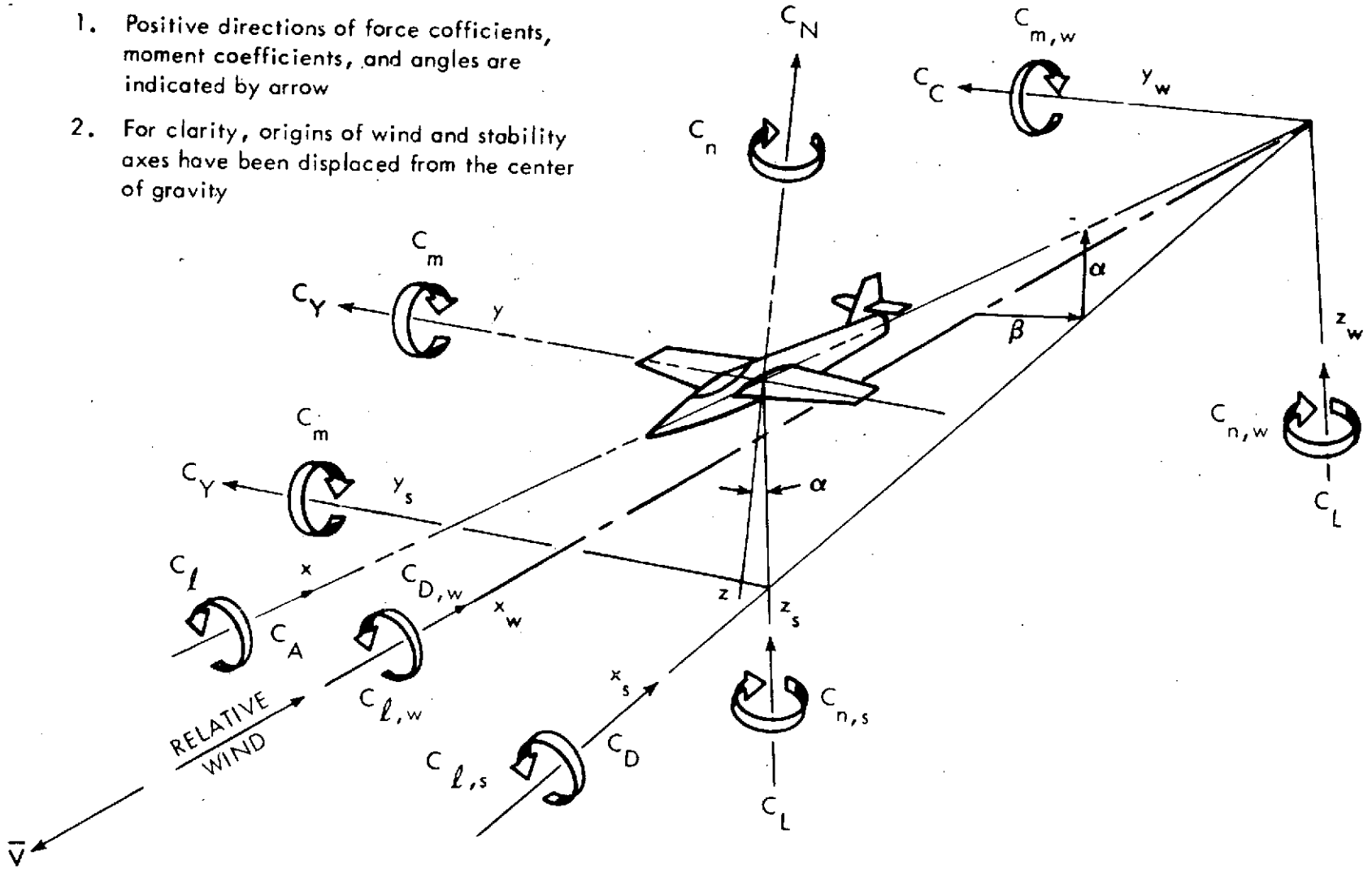
STRIP THICKNESS - In.	0.10
-----------------------	------

LOCATION:

Inches aft of local leading edge (streamwise)	1.00
--	------

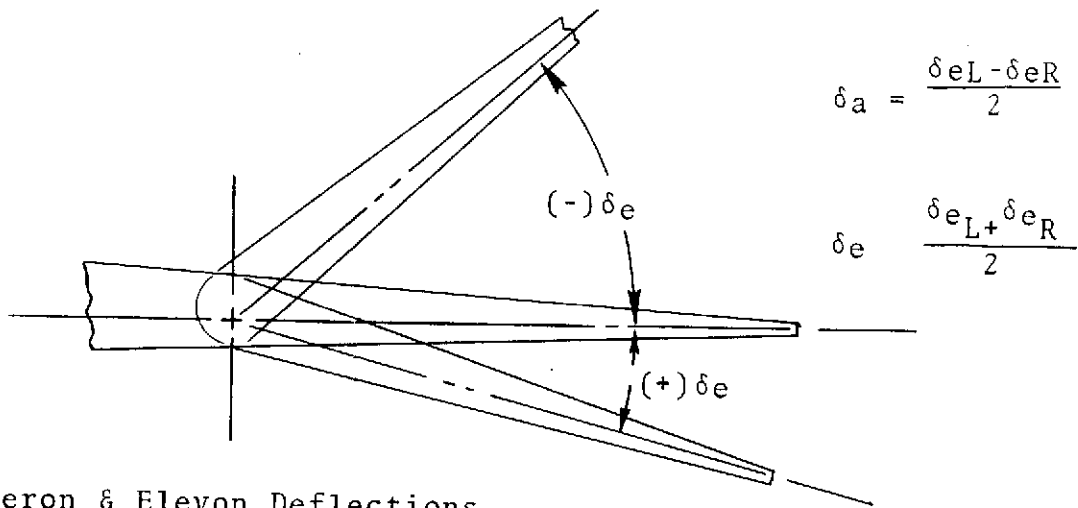
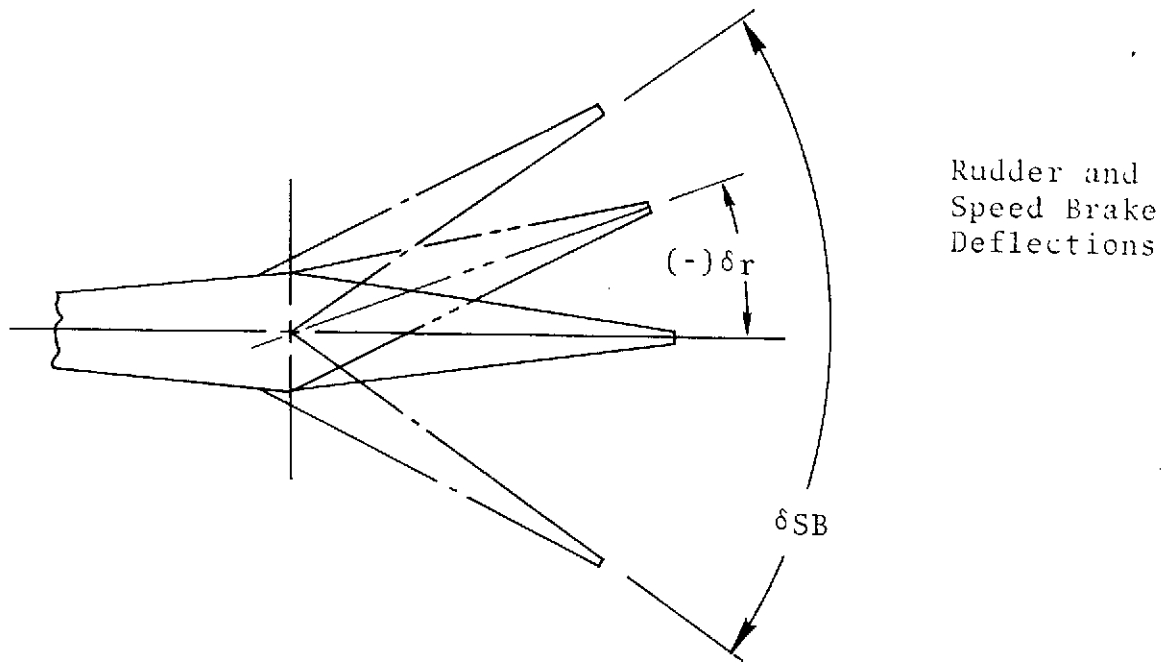
Notes:

1. Positive directions of force coefficients, moment coefficients, and angles are indicated by arrow
2. For clarity, origins of wind and stability axes have been displaced from the center of gravity

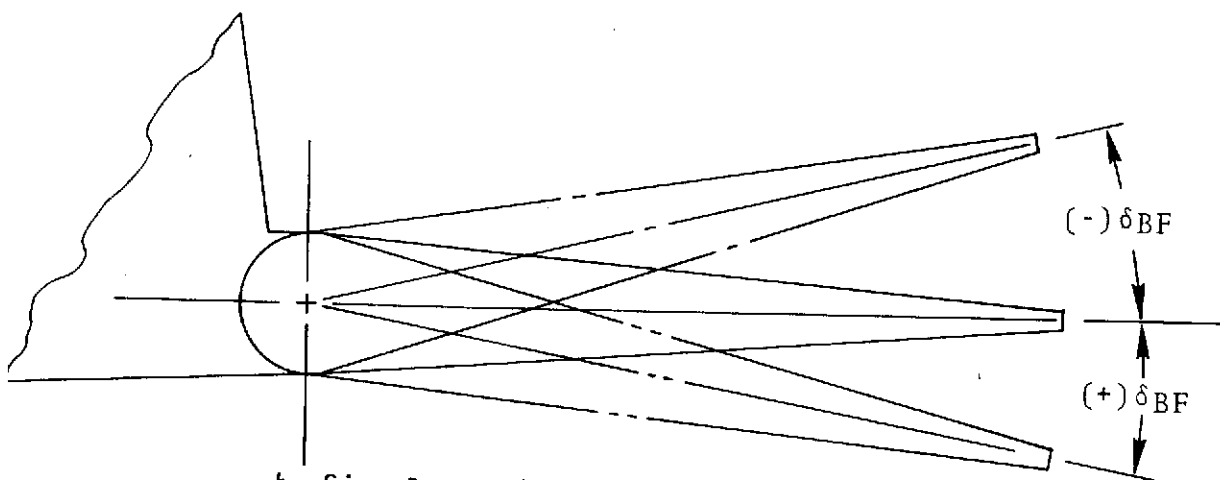


a. General

Figure 1. - Axes systems.



Aileron & Elevon Deflections



b. Sign Convention for Control Surfaces

Figure 1. - Concluded.

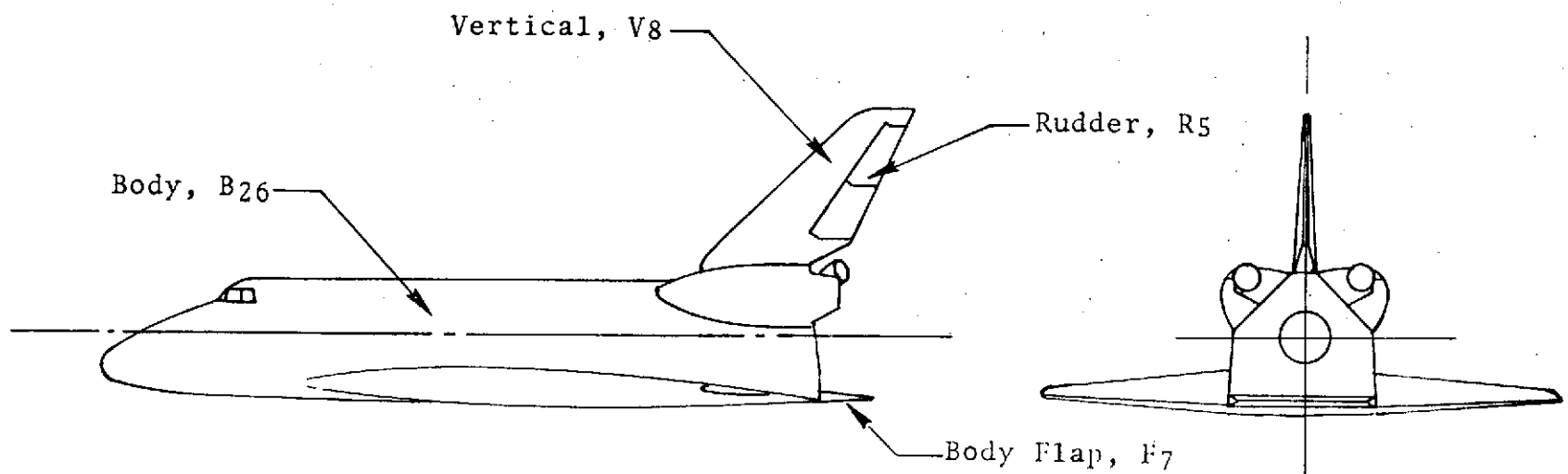
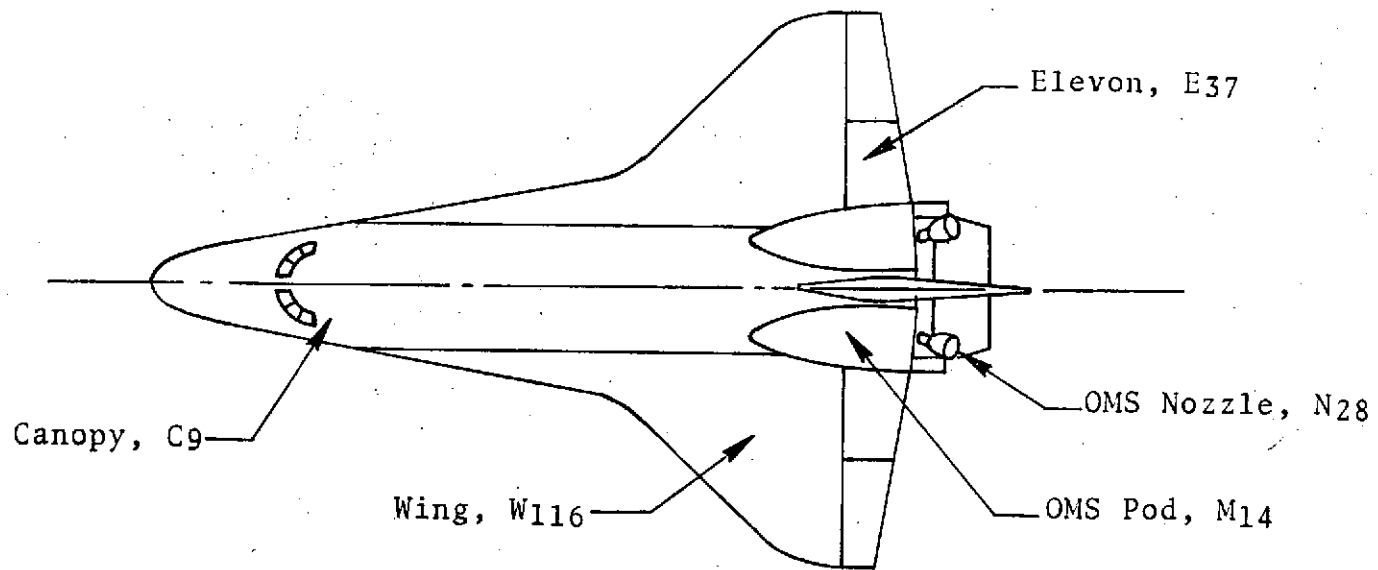




Figure 2. - Orbiter three view.



NAAL Orbiter Installation



Top View, 6-Inch Elevon Gaps

Figure 3. - Model installation photographs.

DATA FIGURES

DATA SET SYMBOL	CONFIGURATION DESCRIPTION
(BF6002)	CA118 B26C9M7F8V116E26V8R5X9
(BF6001)	CA118 B26C9M7F8V116E28V8R5X9
(BF6018)	CA118 B26C9M7F8V116E43V8R5X9

ELE-L0	ELE-L1	ELE-R1	ELE-R0	REFERENCE INFORMATION
.000	.000	.000	.000	SREF 4.4119 SQ. FT.
.000	.000	.000	.000	LREF 19.2299 INCHES
.000	.000	.000	.000	BREF 37.9359 INCHES
				XMRP 43.5974 INCHES
				YMRP .0000 INCHES
				ZMRP 15.1875 INCHES
				SCALE .0405 SCALE

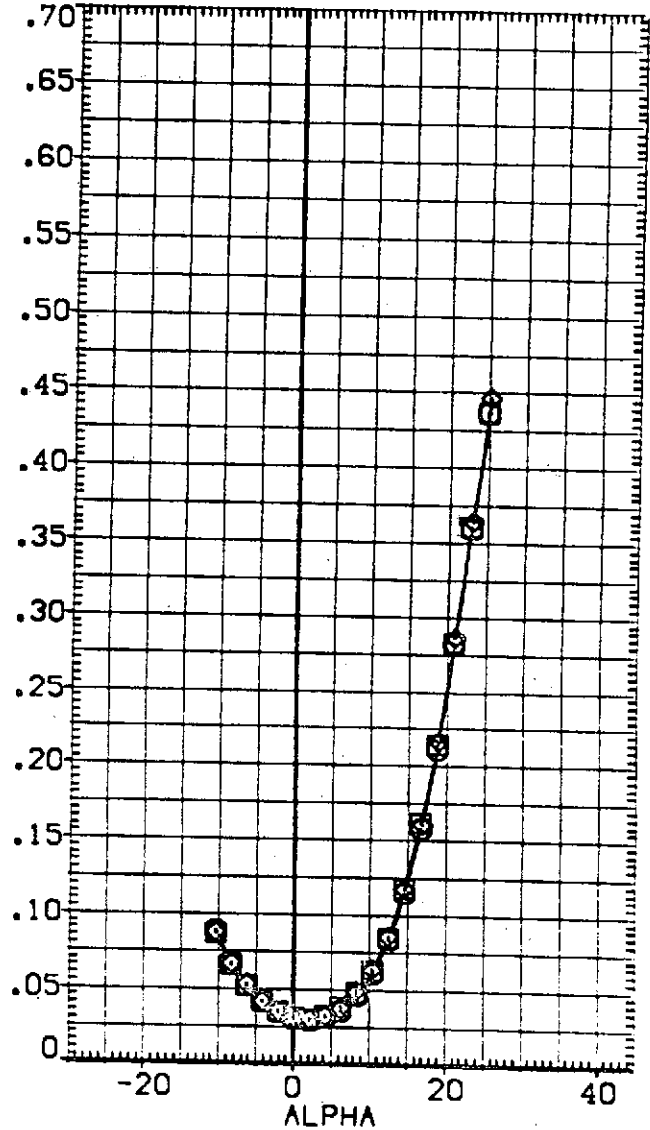
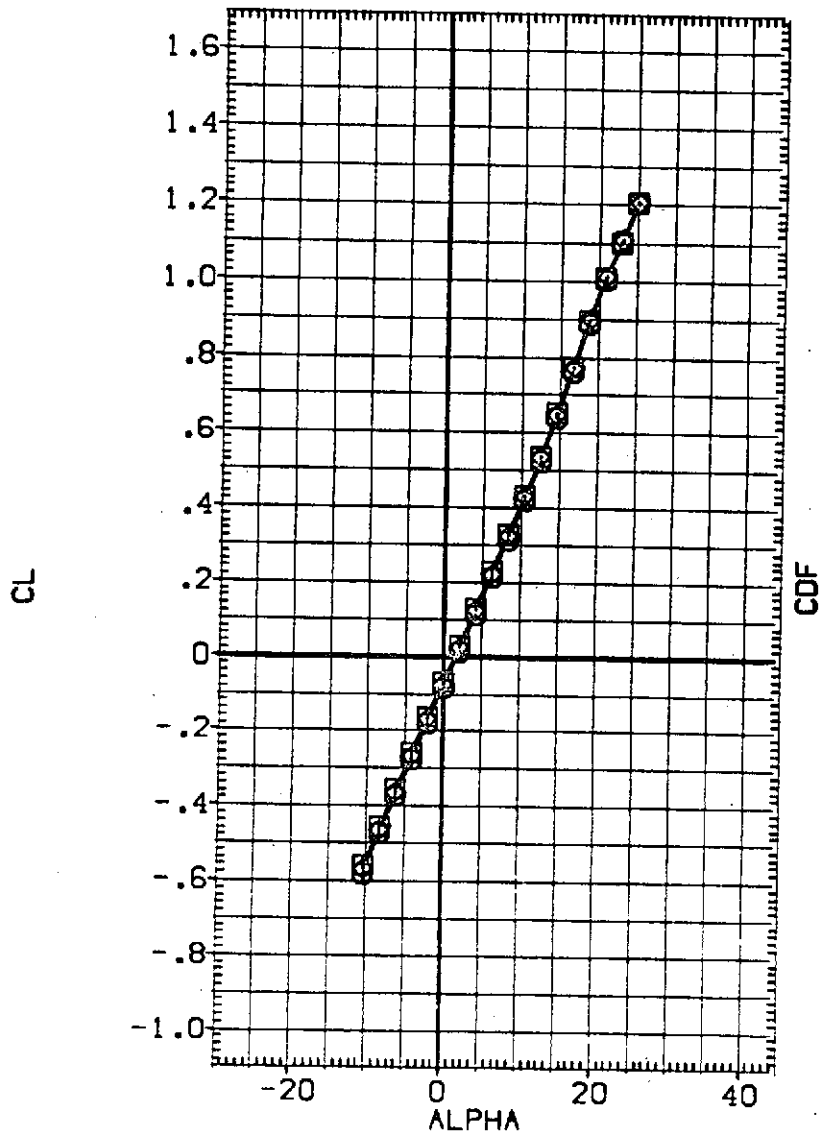


FIG 4 EFFECT OF ELEVON CONFIGURATION, ELEVON = 0 DEG.
 (A)MACH = .26

DATA SET SYMBOL	CONFIGURATION	DESCRIPTION
(BF6002)	□	0A118 B26C9M7FBV116E26V8R5X9
(BF6001)	○	0A118 B26C9M7FBV116E28V8R5X9
(BF6018)	◇	0A118 B26C9M7FBV116E43V8R5X9

ELE-L0	ELE-L1	ELE-R1	ELE-R0	REFERENCE INFORMATION	
.000	.000	.000	.000	SREF	4.4119 50.FT.
.000	.000	.000	.000	LREF	19.2299 INCHES
.000	.000	.000	.000	BREF	37.9359 INCHES
				XMRP	43.5974 INCHES
				YMRP	.0000 INCHES
				ZMRP	15.1875 INCHES
				SCALE	.0405 SCALE

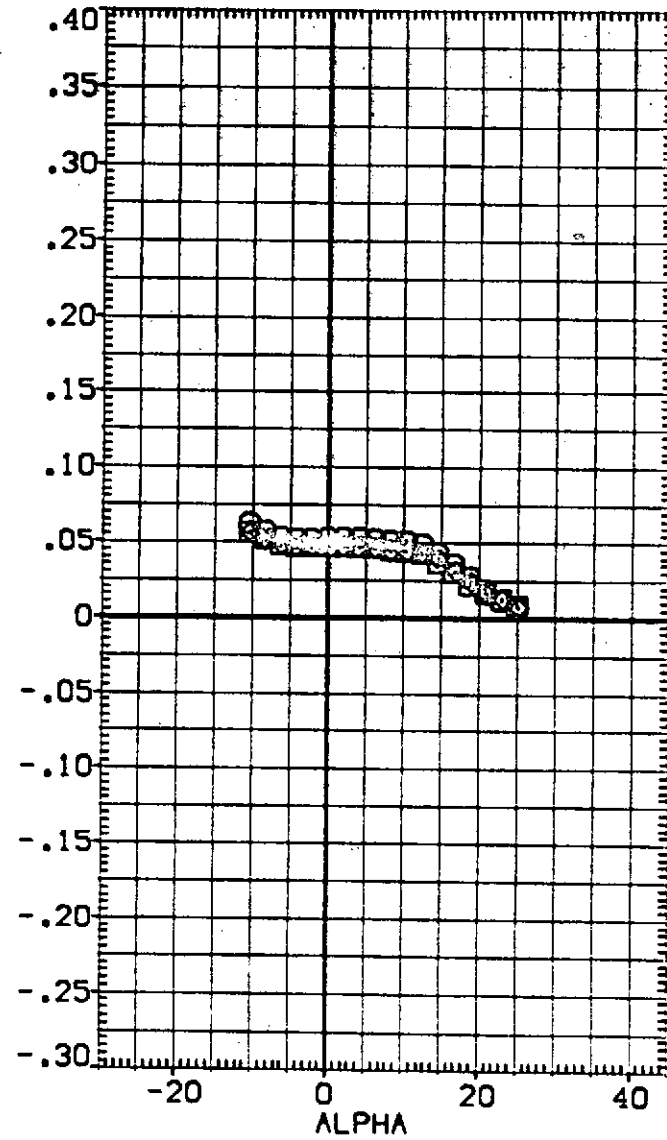
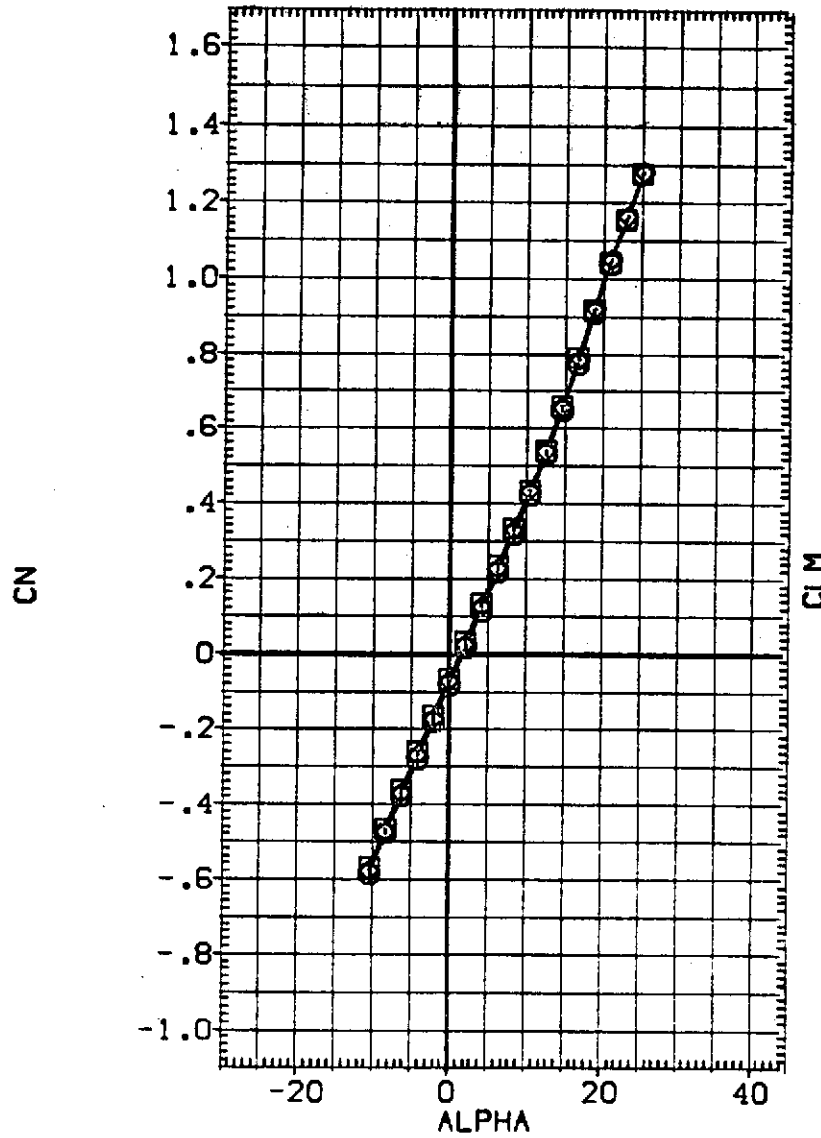


FIG 4 EFFECT OF ELEVON CONFIGURATION, ELEVON = 0 DEG.
 (A)MACH = .26

DATA SET SYMBOL	CONFIGURATION DESCRIPTION
(BF6002)	□ CA118 B26C9M7F8V116E26V8R5X9
(BF6001)	○ CA118 B26C9M7F8V116E28V8R5X9
(BF6018)	◇ CA118 B26C9M7F8V116E43V8R5X9

ELE-L0	ELE-L1	ELE-R1	ELE-R0	REFERENCE INFORMATION	
.000	.000	.000	.000	SREF	4.4119 SO.FT.
.000	.000	.000	.000	LREF	19.2299 INCHES
.000	.000	.000	.000	BREF	37.9358 INCHES
				XMRP	43.5974 INCHES
				YMRP	.0000 INCHES
				ZMRP	15.1875 INCHES
				SCALE	.0406 SCALE

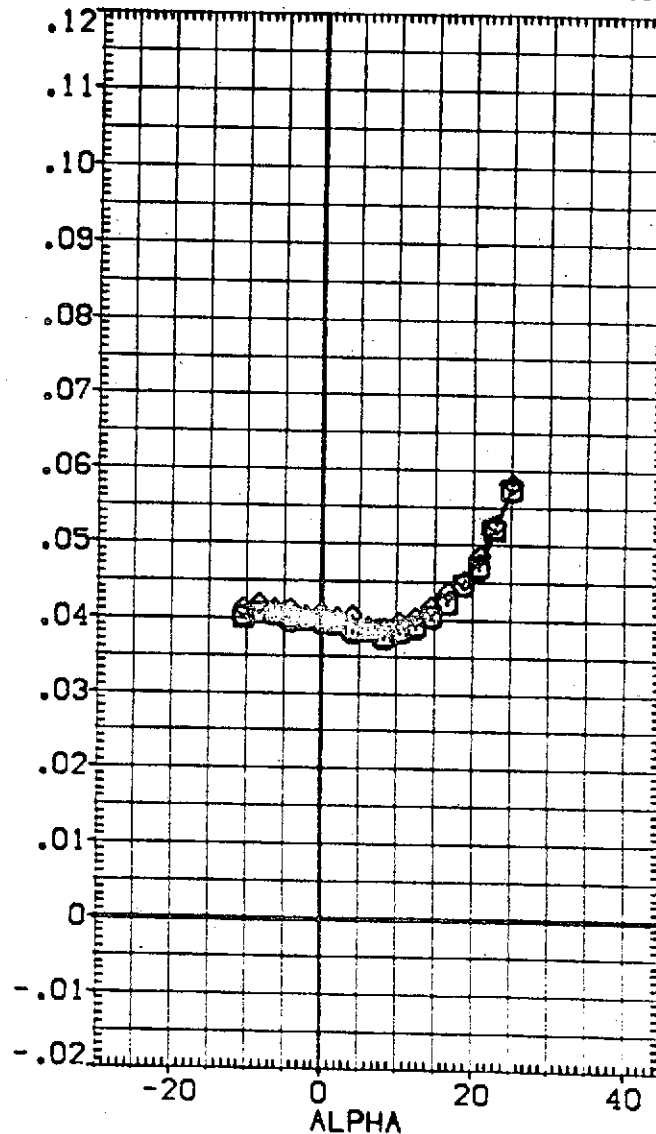
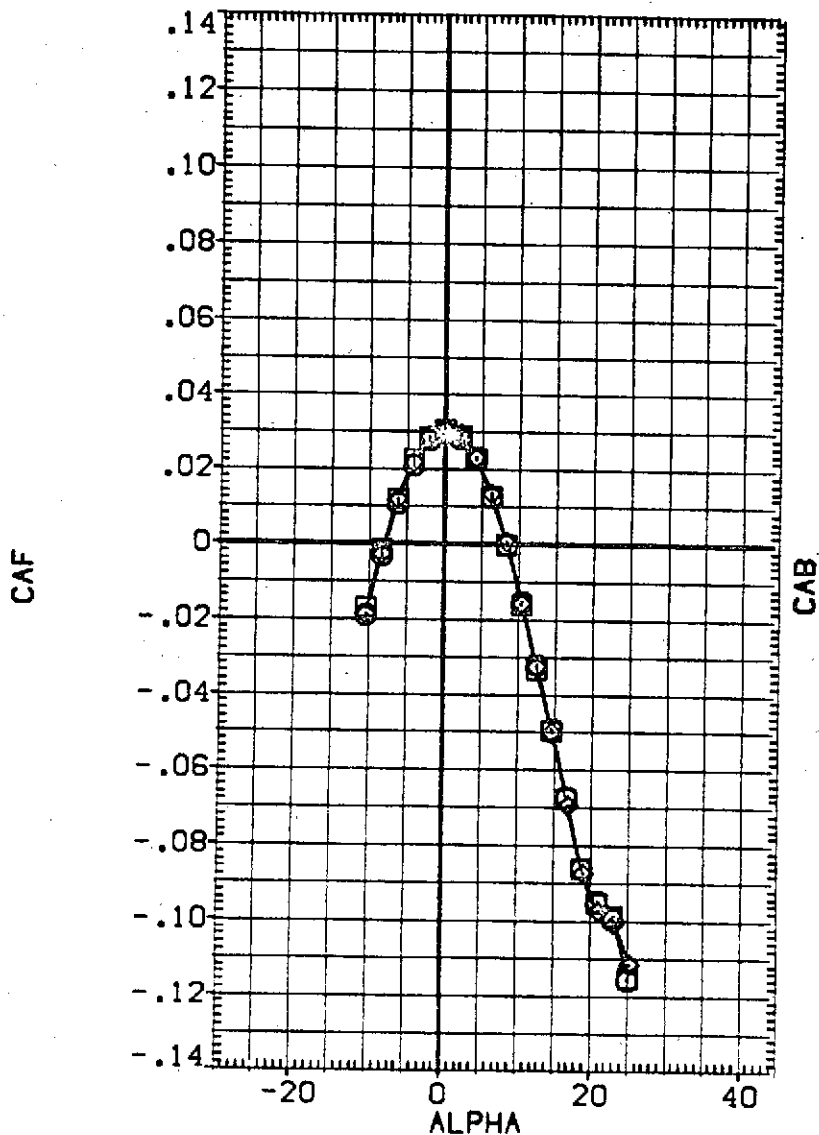


FIG 4 EFFECT OF ELEVON CONFIGURATION, ELEVON = 0 DEG.
 (A)MACH = .26

DATA SET SYMBOL	CONFIGURATION DESCRIPTION
(BF6002) ○	CA118 B26C9M7F8V116E26V8R5X9
(BF6001) □	CA118 B26C9M7F8V116E26V8R5X9
(BF6018) ◇	CA118 B26C9M7F8V116E43V8R5X9

ELE-LO	ELE-LI	ELE-RI	ELE-RO	REFERENCE INFORMATION	
.000	.000	.000	.000	SREF	4.4119 SO.FT.
.000	.000	.000	.000	LREF	19.2299 INCHES
.000	.000	.000	.000	BREF	37.9359 INCHES
				XMRP	43.5974 INCHES
				YMRP	.0000 INCHES
				ZMRP	15.1875 INCHES
				SCALE	.0405 SCALE

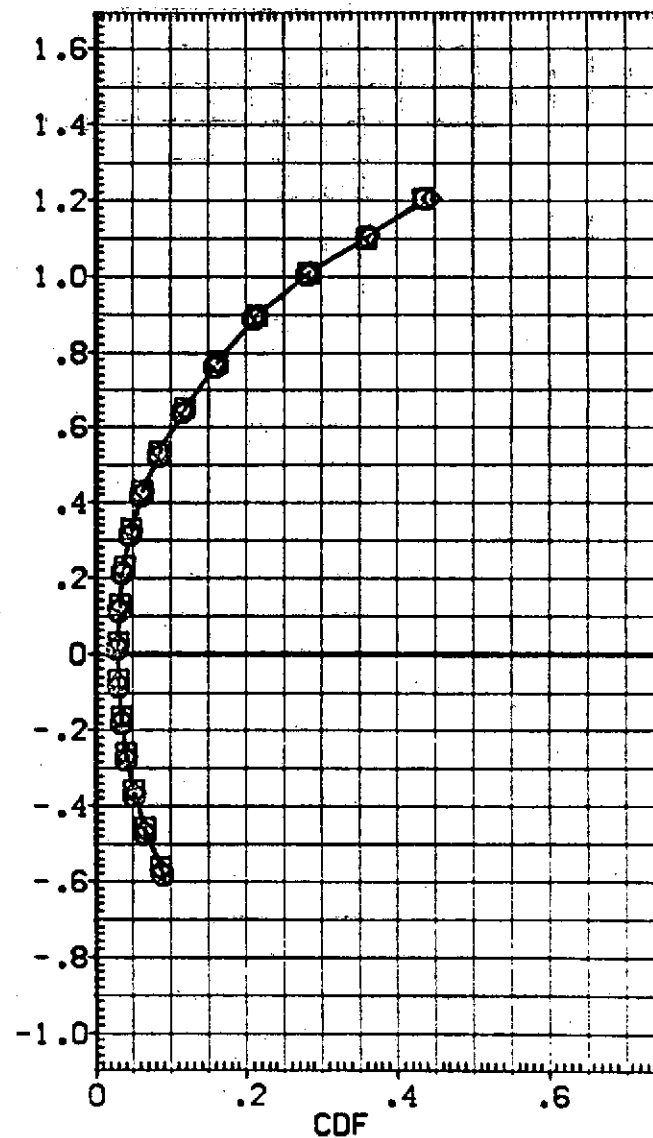
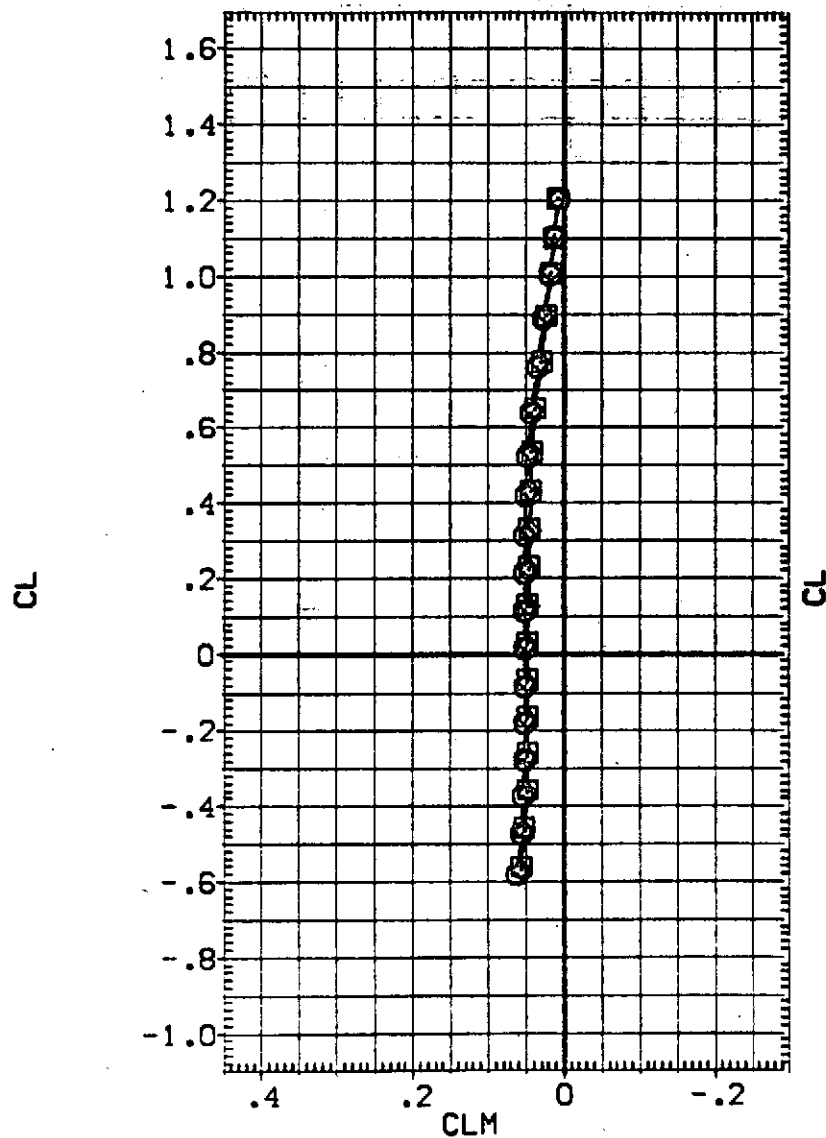


FIG 4 EFFECT OF ELEVON CONFIGURATION, ELEVON = 0 DEG.
 (A)MACH = .26

DATA SET SYMBOL	CONFIGURATION DESCRIPTION
(BF6002)	0A118 B26C9M7F8V116E26V8R5X9
(BF6001)	0A118 B26C9M7F8V116E26V8R5X9
(BF6018)	0A118 B26C9M7F8V116E43V8R5X9

ELE-L0	ELE-L1	ELE-R1	ELE-R0	REFERENCE INFORMATION	
.000	.000	.000	.000	SREF	4.4119 SQ. FT.
.000	.000	.000	.000	LREF	19.2299 INCHES
.000	.000	.000	.000	BREF	37.9359 INCHES
				XMRP	43.5974 INCHES
				YMRP	.0000 INCHES
				ZMRP	15.1875 INCHES
				SCALE	.0405 SCALE

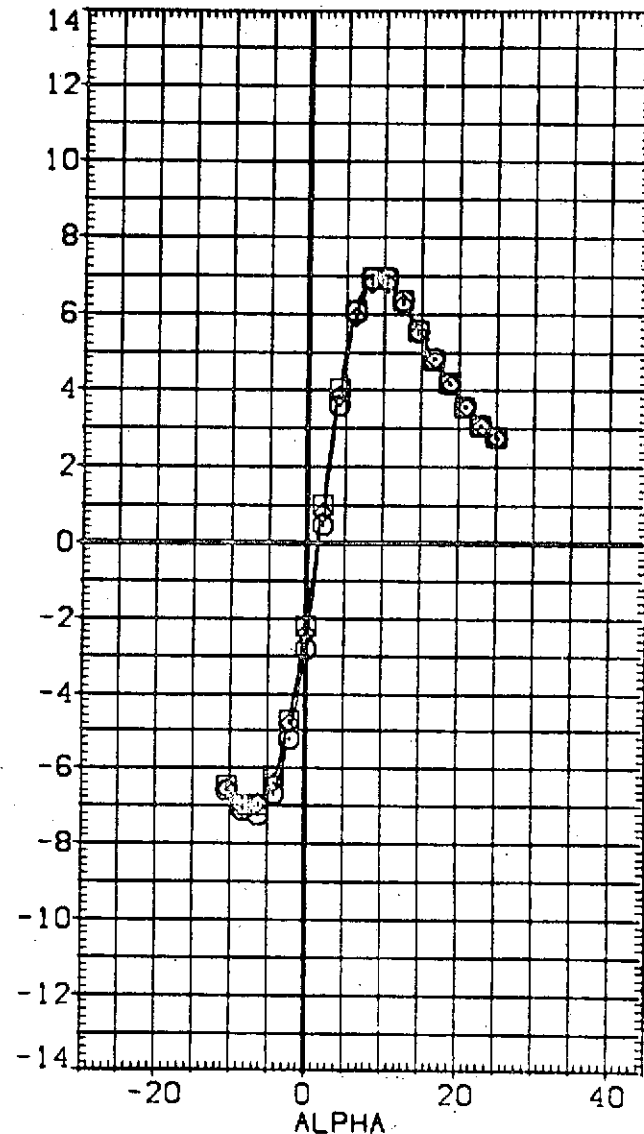
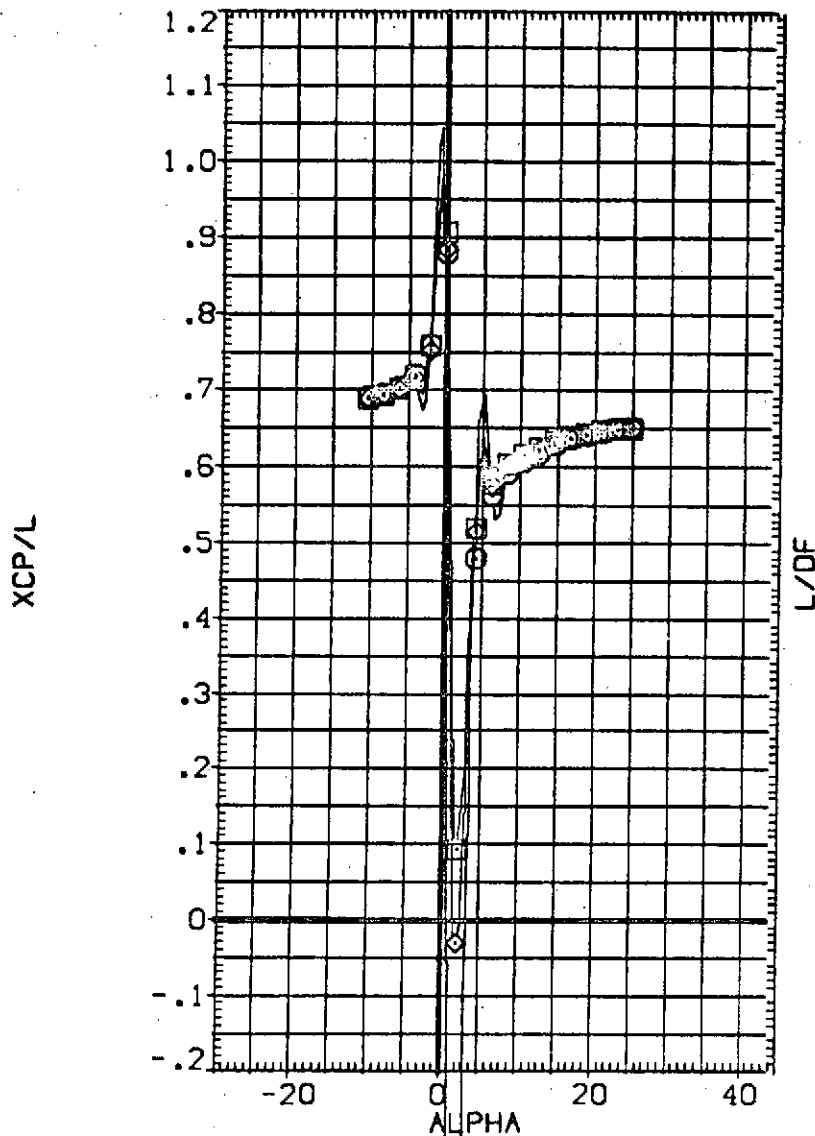


FIG 4 EFFECT OF ELEVON CONFIGURATION, ELEVON = 0 DEG.
 (A)MACH = .26

DATA SET SYMBOL	CONFIGURATION DESCRIPTION
(BF6011)	□ OA118 B26C9M7F8V116E26V8R5X9
(BF6010)	○ OA118 B26C9M7F8V116E26V8R5X9
(BF6024)	◇ OA118 B26C9M7F8V116E43V8R5X9

ELE-L0	ELE-L1	ELE-R1	ELE-R0	REFERENCE INFORMATION		
-5.000	-5.000	-5.000	-5.000	SREF	4.4119	SQ.FT.
-5.000	-5.000	-5.000	-5.000	LREF	19.2299	INCHES
-5.000	-5.000	-5.000	-5.000	BREF	37.9359	INCHES
				XMRP	43.5974	INCHES
				YMRP	.0000	INCHES
				ZMRP	15.1875	INCHES
				SCALE	.0405	SCALE

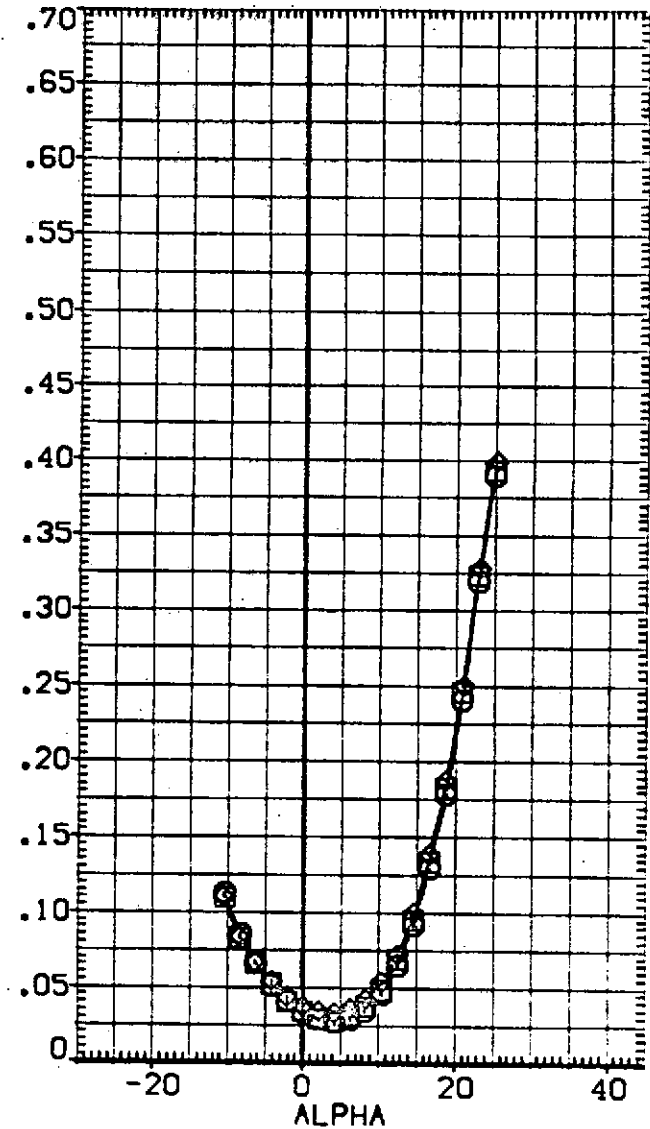
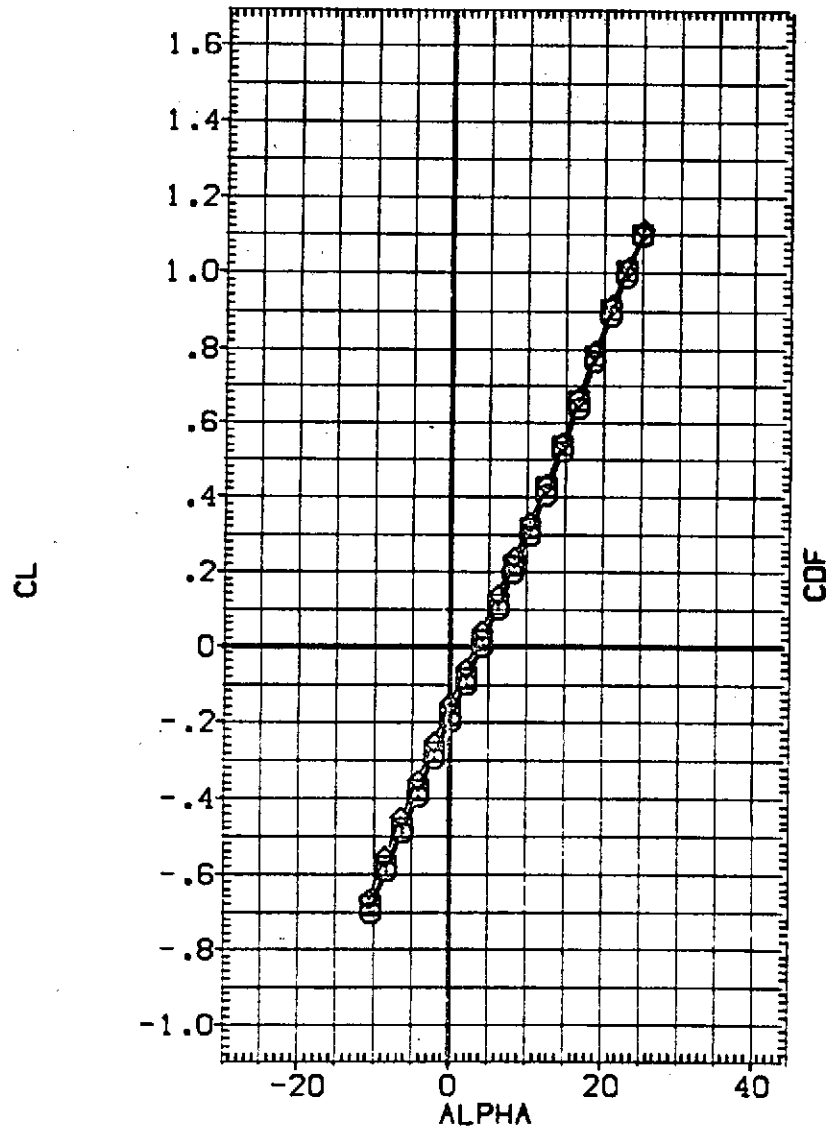


FIG 5 EFFECT OF ELEVON CONFIGURATION, ELEVON = -5 DEG.
 (A)MACH = .26

DATA SET SYMBOL	CONFIGURATION DESCRIPTION
(BF6011)	○ OA118 B26C9M7F8V116E26V8R5X9
(BF6010)	□ OA118 B26C9M7F8V116E26V8R5X9
(BF6024)	◇ OA118 B26C9M7F8V116E43V8R5X9

ELE-L0	ELE-L1	ELE-R1	ELE-R0	REFERENCE INFORMATION	
-5.000	-5.000	-5.000	-5.000	SREF	4.4119 SO.FT.
-5.000	-5.000	-5.000	-5.000	LREF	19.2299 INCHES
-5.000	-5.000	-5.000	-5.000	BREF	37.9359 INCHES
				XMRP	43.5974 INCHES
				YMRP	.0000 INCHES
				ZMRP	15.1875 INCHES
				SCALE	.0405 SCALE

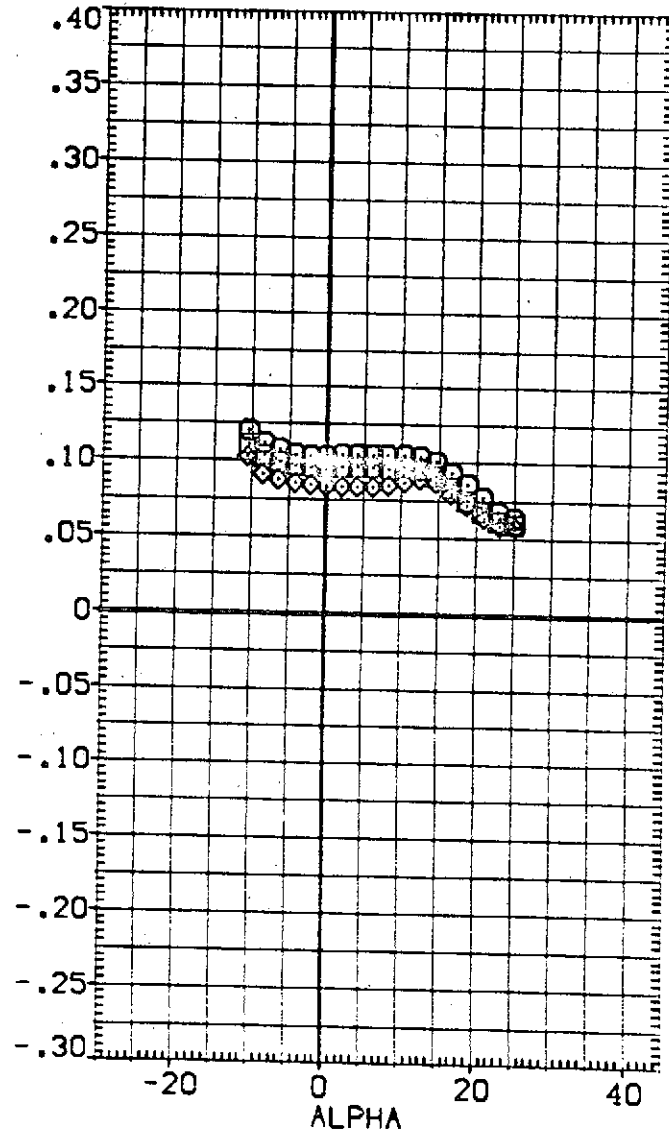
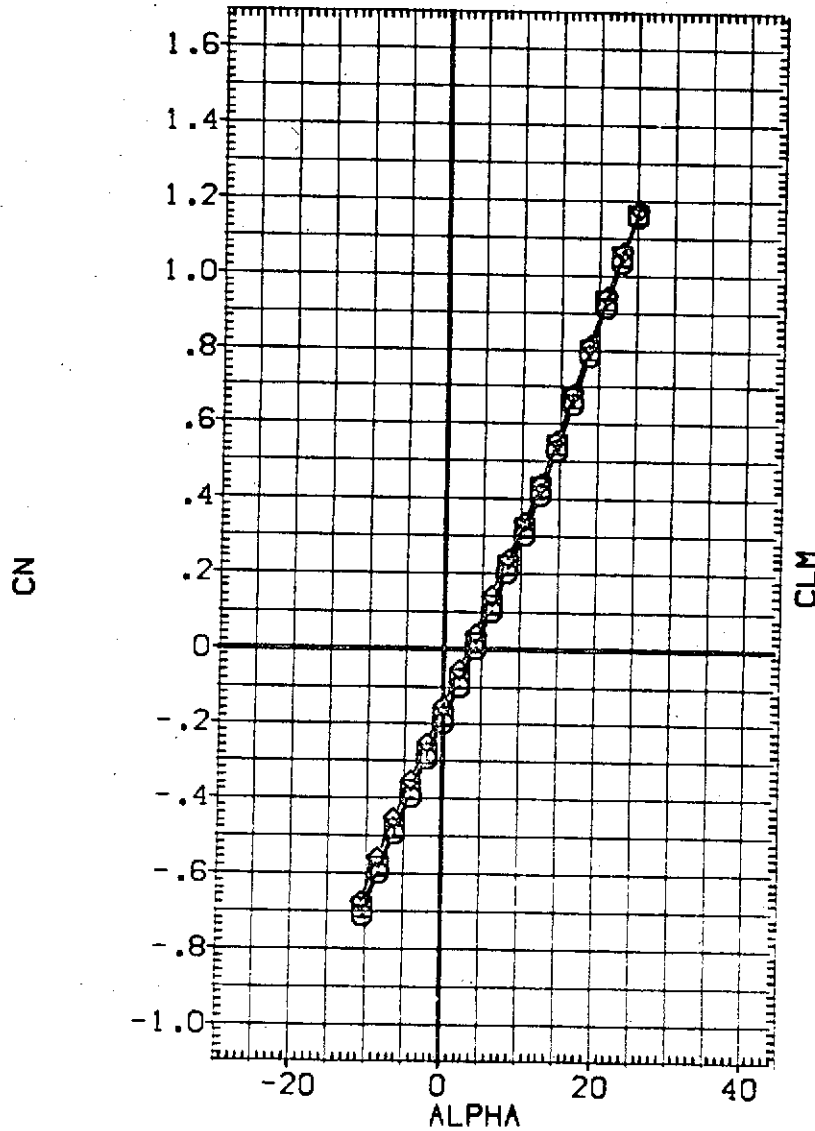


FIG 5 EFFECT OF ELEVON CONFIGURATION, ELEVON = -5 DEG.
 (A)MACH = .26

DATA SET SYMBOL	CONFIGURATION DESCRIPTION
(BF6011)	OA118 B26C9M7F8V116E26V8RSX9
(BF6010)	OA118 B26C9M7F8V116E28V8RSX9
(BF6024)	OA118 B26C9M7F8V116E43V8RSX9

ELE-L0	ELE-L1	ELE-R1	ELE-R0	REFERENCE INFORMATION
-5.000	-5.000	-5.000	-5.000	SREF 4.4119
-5.000	-5.000	-5.000	-5.000	LREF 19.2799
-5.000	-5.000	-5.000	-5.000	BREF 37.9359
-5.000	-5.000	-5.000	-5.000	XMRP 43.5974
				YMRP .0000
				ZMRP 15.1875
				SCALE .0405

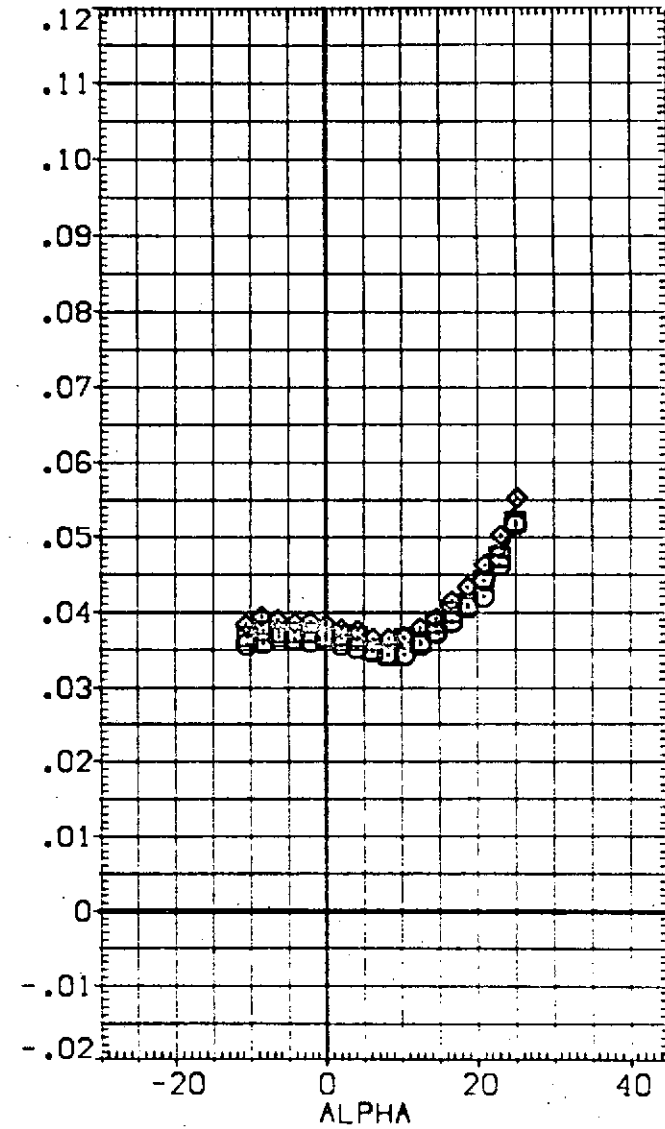
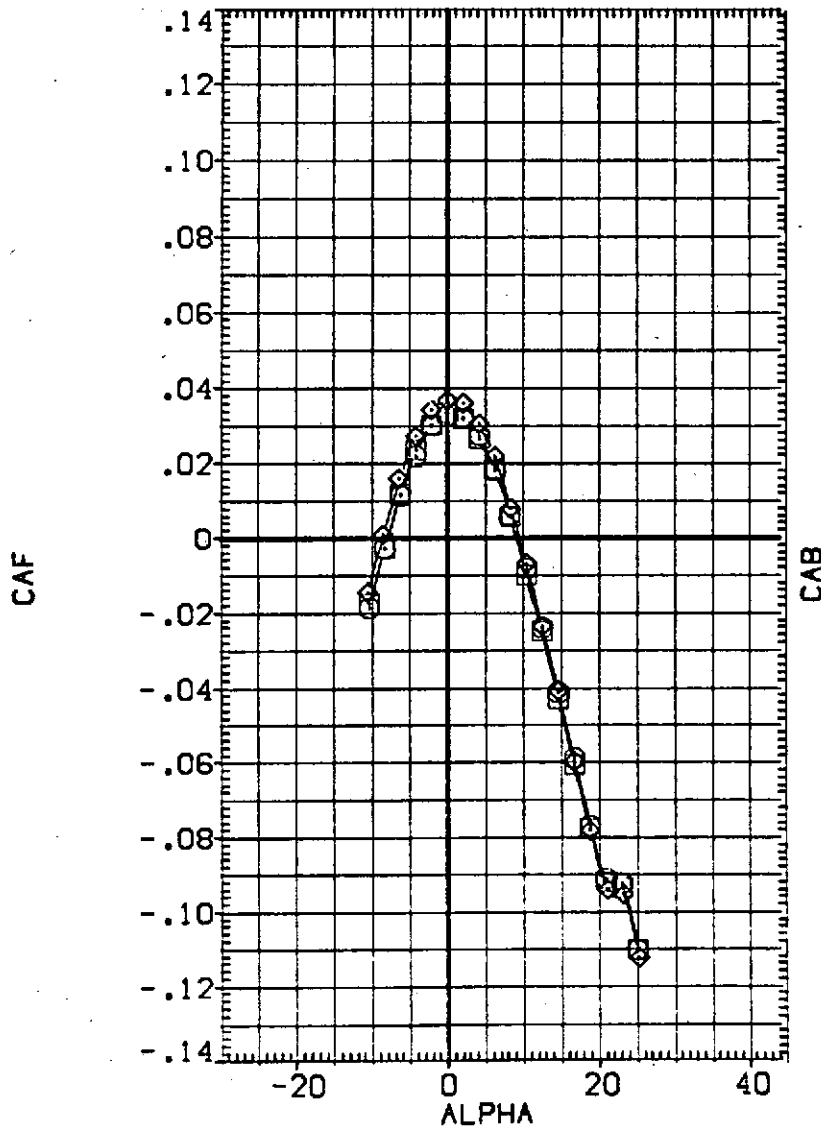


FIG 5 EFFECT OF ELEVON CONFIGURATION. ELEVON = -5 DEG.
 (A) MACH = .26

DATA SET SYMBOL	CONFIGURATION DESCRIPTION
(BF6011)	○ OA118 B26C9M7F8V116E26V8RSX9
(BF6010)	□ OA118 B26C9M7F8V116E28V8RSX9
(BF6024)	◇ OA118 B26C9M7F8V116E43V8RSX9

ELE-L0	ELE-L1	ELE-R1	ELE-R0	REFERENCE INFORMATION
-5.000	-5.000	-5.000	-5.000	SREF 4.4119 SQ.FT.
-5.000	-5.000	-5.000	-5.000	LREF 19.2299 INCHES
-5.000	-5.000	-5.000	-5.000	BREF 37.9359 INCHES
				XMRP 43.5974 INCHES
				YMRP .0000 INCHES
				ZMRP 15.1875 INCHES
				SCALE .0405 SCALE

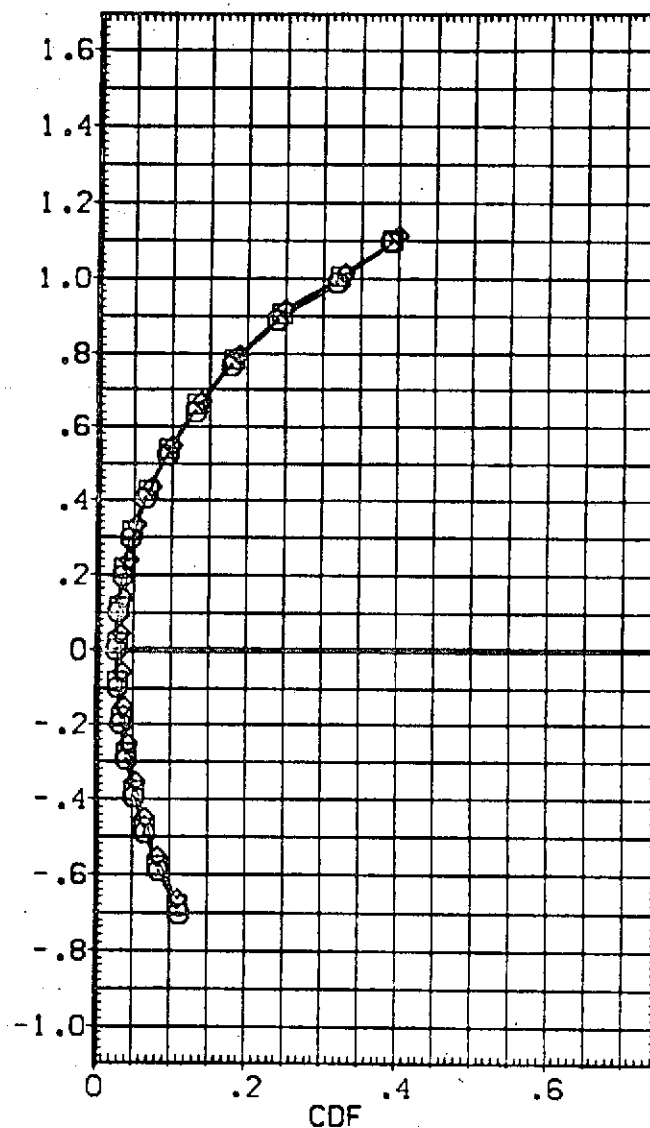
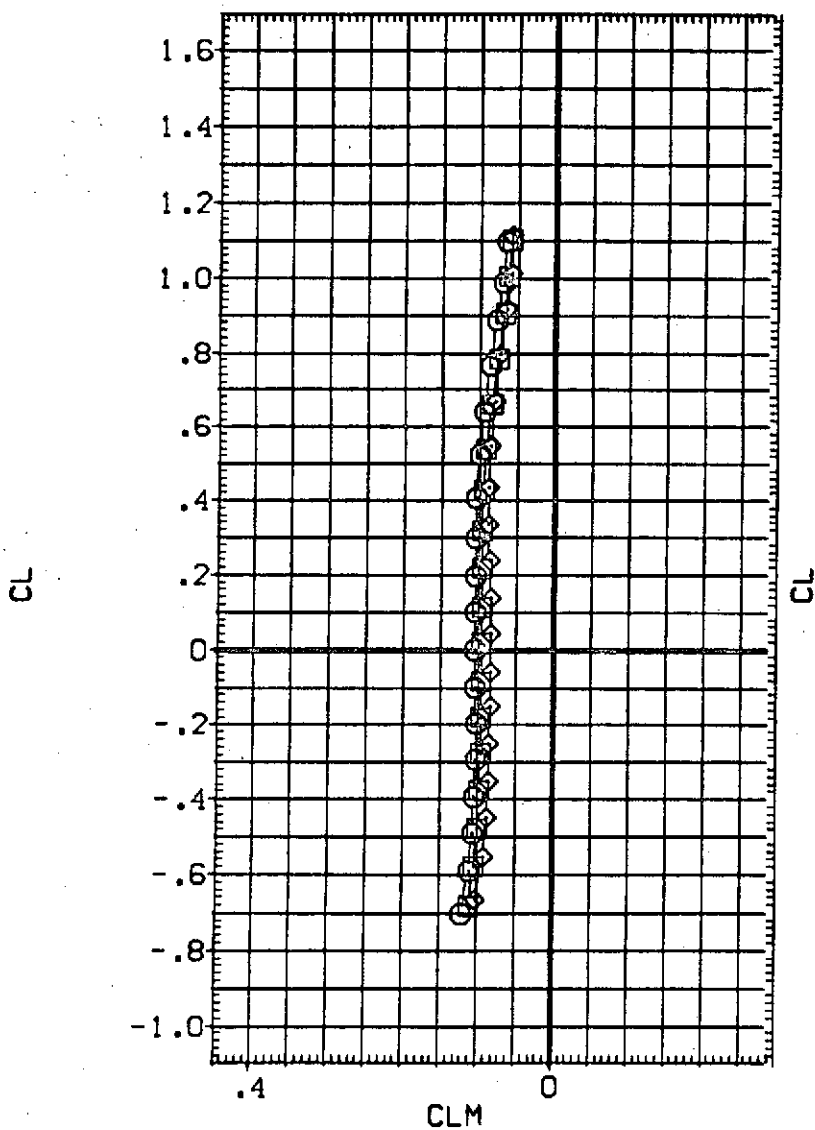


FIG 5 EFFECT OF ELEVON CONFIGURATION, ELEVON = -5 DEG.

(A)MACH = .26

DATA SET SYMBOL	CONFIGURATION DESCRIPTION
(BF6011)	OA118 B26C9M7FBW1 6828V8R5X9
(BF6010)	OA118 B26C9M7FBW1 6828V8R5X9
(BF6024)	OA118 B26C9M7FBW1 6848V8R5X9

ELE-L0	ELE-L1	ELE-R1	ELE-R0	REFERENCE INFORMATION		
-5.000	-5.000	-5.000	-5.000	SREF	4.4119	50. FT.
-5.000	-5.000	-5.000	-5.000	LREF	19.2299	INCHES
-5.000	-5.000	-5.000	-5.000	BREF	37.9359	INCHES
				XMRP	43.5974	INCHES
				YMRP	.0000	INCHES
				ZMRP	15.1875	INCHES
				SCALE	.0405	SCALE

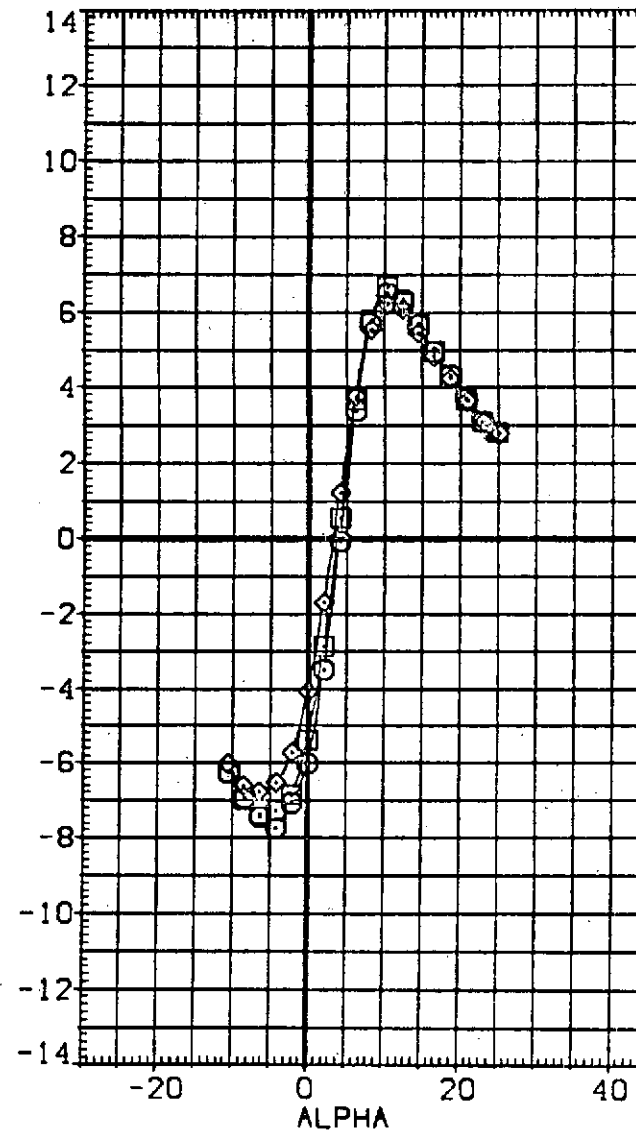
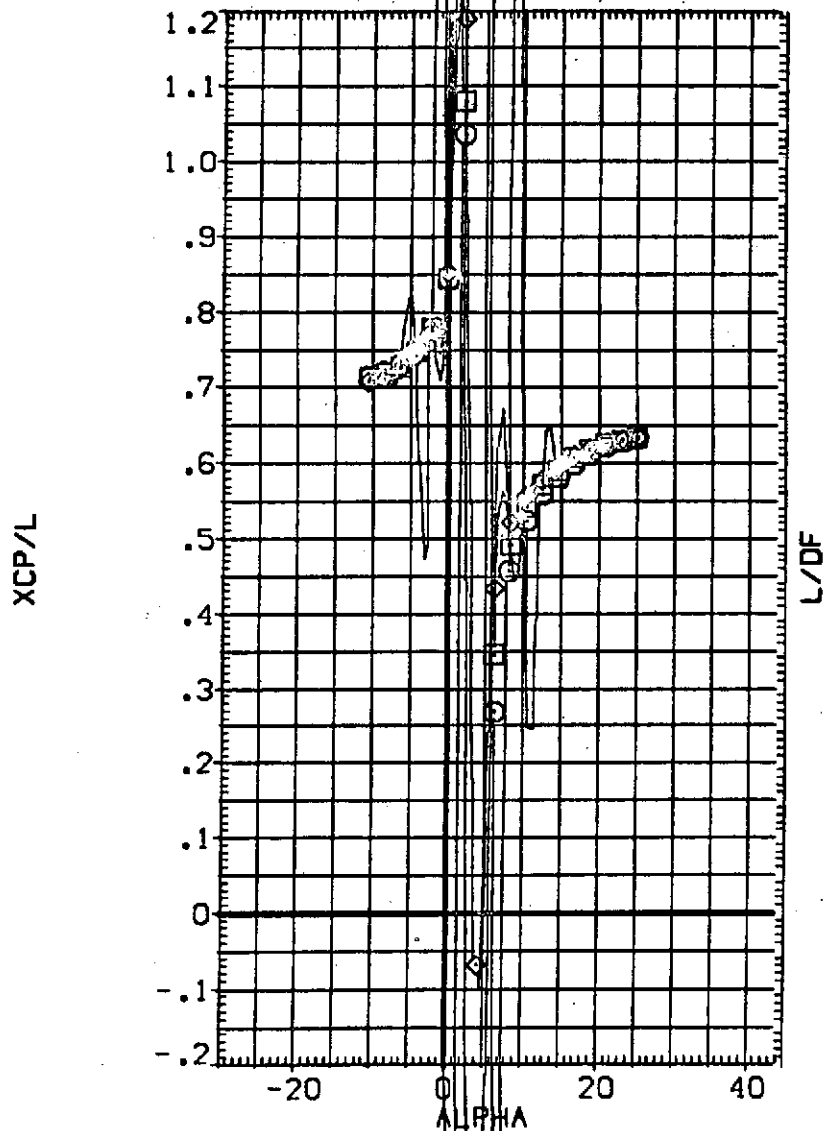


FIG 5 EFFECT OF ELEVON CONFIGURATION, ELEVON = -5 DEG.
 (A)MACH = .26

DATA SET SYMBOL	CONFIGURATION DESCRIPTION
(BF6006)	OA118 B26C9M7F8V116E26V8R5X9
(BF6005)	OA118 B26C9M7F8V116E28V8R5X9
(BF6025)	OA118 B26C9M7F8V116E43V8R5X9

ELE-L0	ELE-L1	ELE-R1	ELE-R0	REFERENCE INFORMATION	
-10.000	-10.000	-10.000	-10.000	SREF	4.4119 SQ.FT.
-10.000	-10.000	-10.000	-10.000	LREF	19.2299 INCHES
-10.000	-10.000	-10.000	-10.000	BREF	37.9358 INCHES
				XMRP	43.5974 INCHES
				YMRP	.0000 INCHES
				ZMRP	15.1875 INCHES
				SCALE	.0405 SCALE

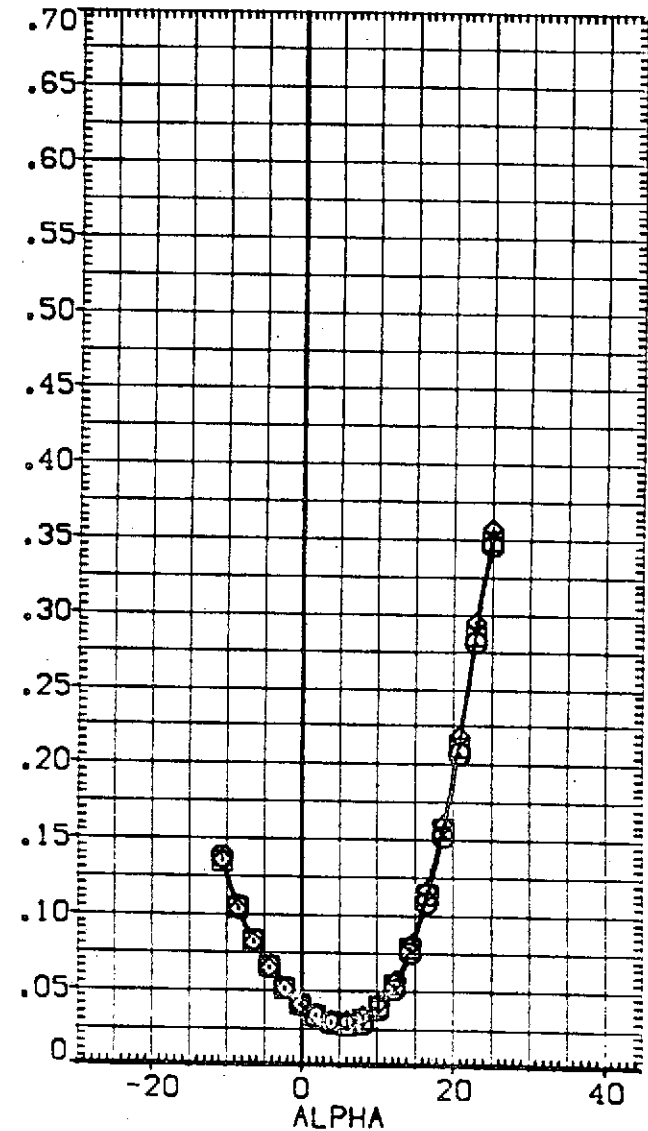
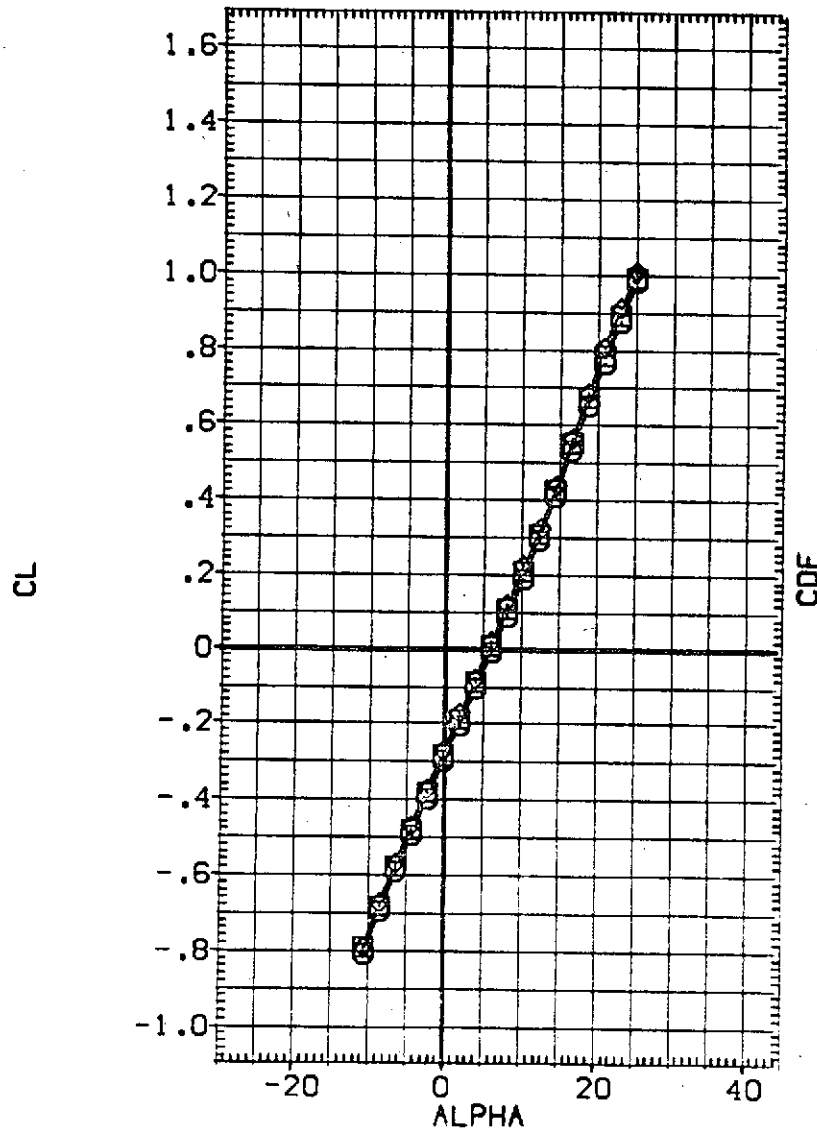


FIG 6 EFFECT OF ELEVON CONFIGURATION, ELEVON = -10 DEG.
 (A)MACH = .26

DATA SET SYMBOL	CONFIGURATION DESCRIPTION
(BF6006)	OA118 B26C9M7FBW116E26V8R5X9
(BF6005)	OA118 B26C9M7FBW116E28V8R5X9
(BF6025)	OA118 B26C9M7FBW116E43V8R5X9

ELE-L0	ELE-L1	ELE-R1	ELE-R0	REFERENCE INFORMATION		
-10.000	-10.000	-10.000	-10.000	SREF	4.4119	SO.FT.
-10.000	-10.000	-10.000	-10.000	LREF	19.2299	INCHES
-10.000	-10.000	-10.000	-10.000	BREF	37.9359	INCHES
				XMRP	43.5974	INCHES
				YMRP	.0000	INCHES
				ZMRP	15.1875	INCHES
				SCALE	.0405	SCALE

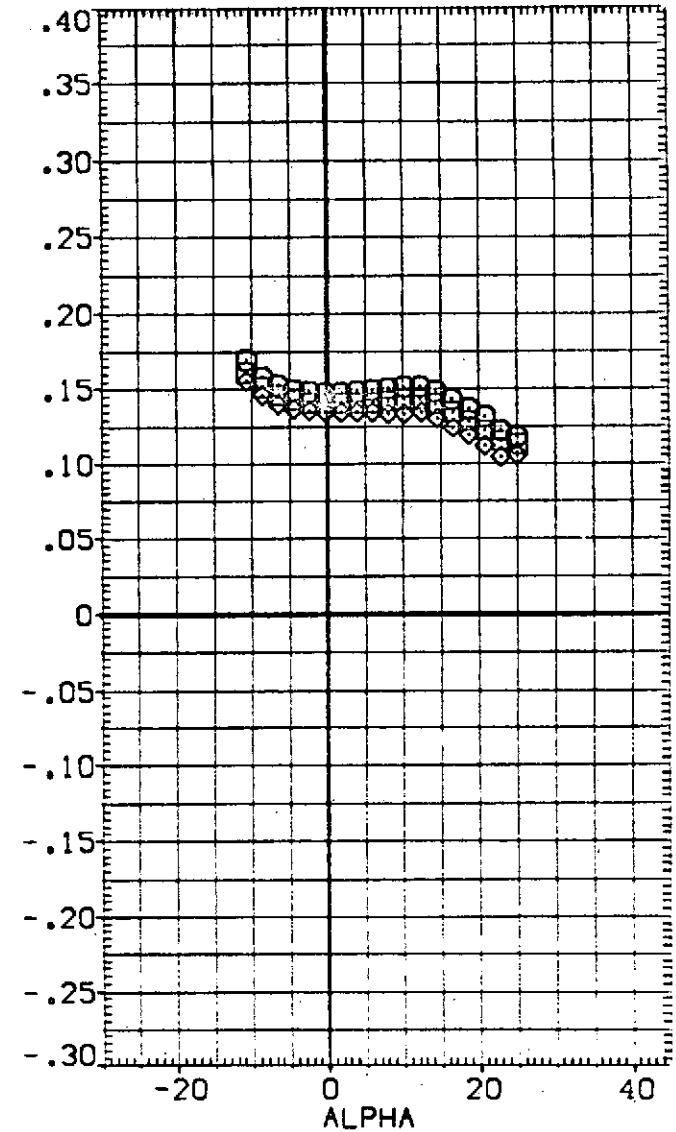
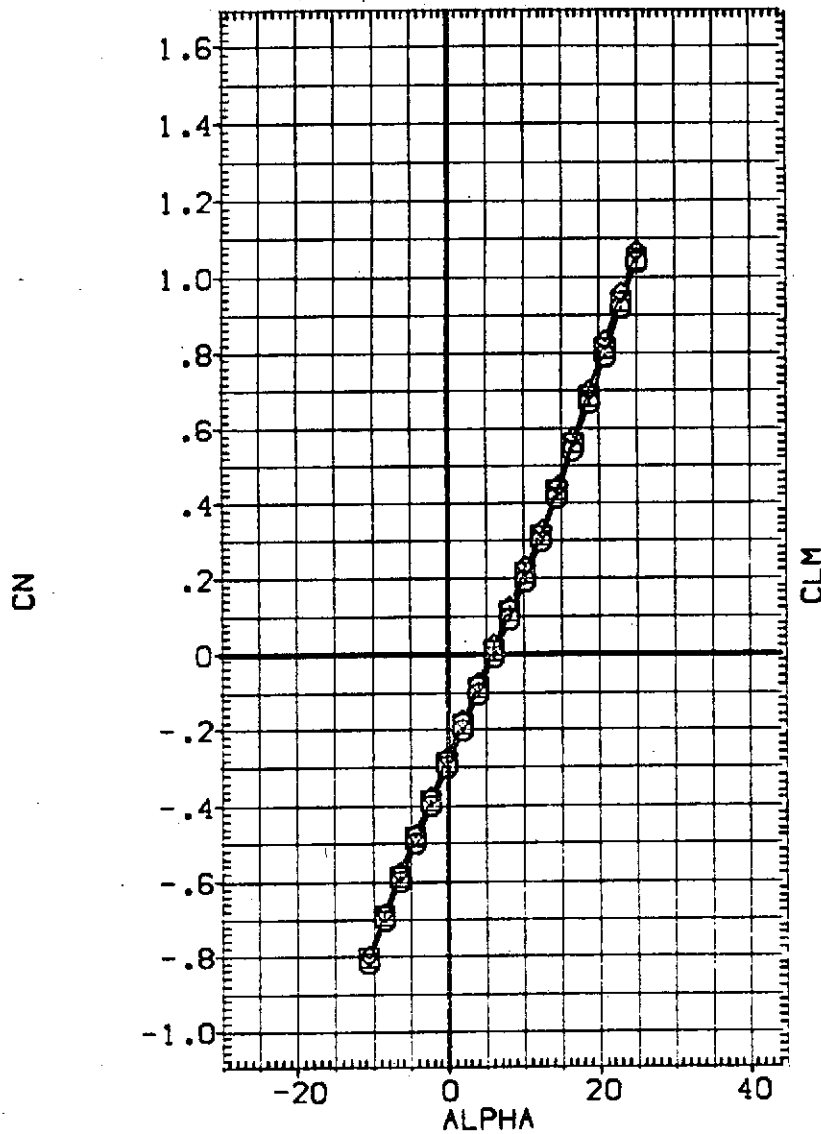


FIG 6 EFFECT OF ELEVON CONFIGURATION, ELEVON = -10 DEG.
 (A) MACH = .26

DATA SET SYMBOL	CONFIGURATION DESCRIPTION
(BF6006)	DA118 B26C9M7FBW116E26V8RSX9
(BF6005)	DA118 B26C9M7FBW116E28V8RSX9
(BF6075)	DA118 B26C9M7FBW116E43V8RSX9

ELE-LD	ELE-LI	ELE-RI	ELE-RO	REFERENCE INFORMATION	
-10.000	-10.000	-10.000	-10.000	SREF	4.4119 50.FT.
-10.000	-10.000	-10.000	-10.000	LREF	19.2299 INCHES
-10.000	-10.000	-10.000	-10.000	BREF	37.9359 INCHES
				XMRP	43.5974 INCHES
				YMRP	.0000 INCHES
				ZMRP	15.1875 INCHES
				SCALE	.0405 SCALE

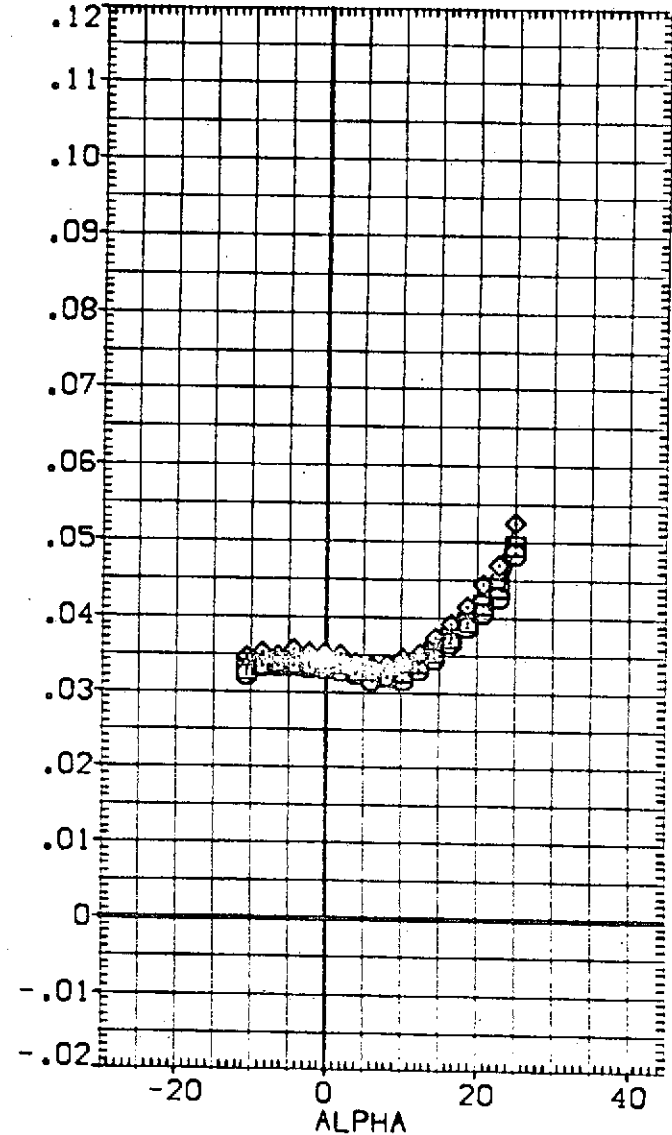
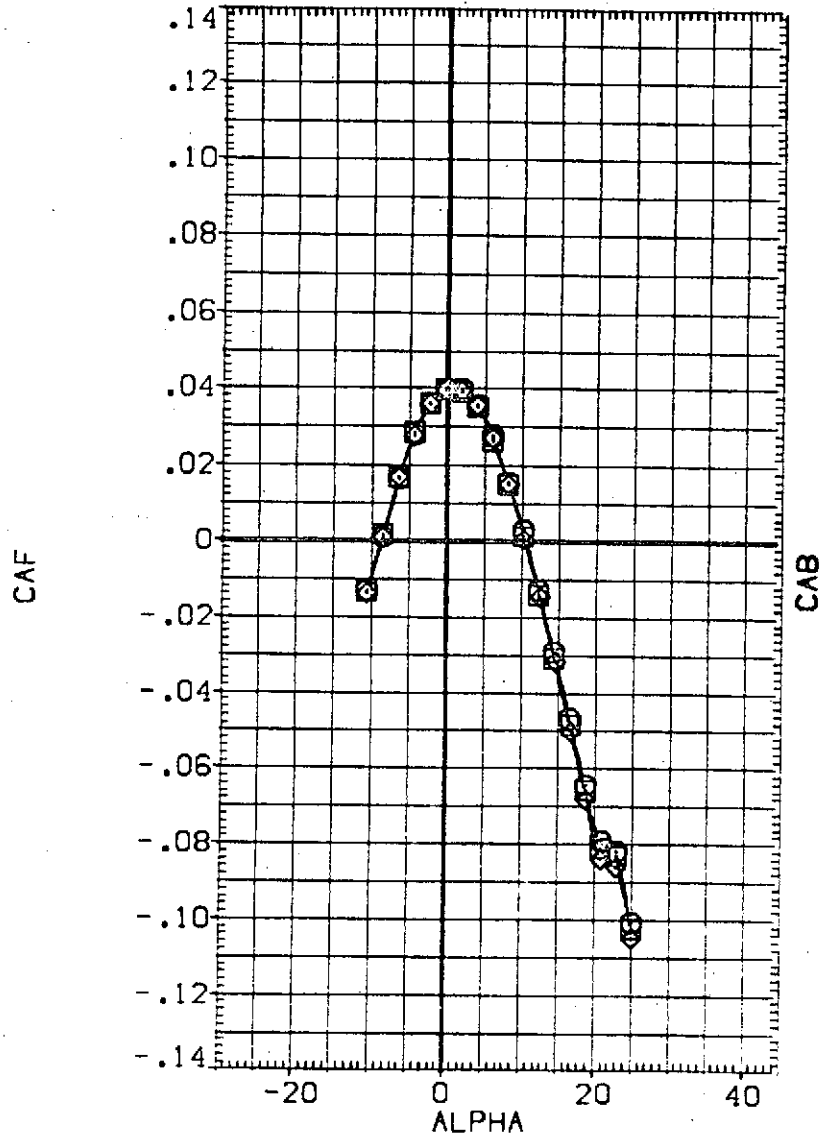


FIG 6 EFFECT OF ELEVON CONFIGURATION, ELEVON = -10 DEG.
 (A)MACH = .26

DATA SET SYMBOL	CONFIGURATION DESCRIPTION
(BF6006)	GA118 B26C9M7F8V116E26V8R5X9
(BF6005)	GA118 B26C9M7F8V116E28V8R5X9
(BF6025)	GA118 B26C9M7F8V116E43V8R5X9

ELE-L0	ELE-L1	ELE-R1	ELE-R0	REFERENCE INFORMATION	
-10.000	-10.000	-10.000	-10.000	SREF	4.4119 SQ.FT.
-10.000	-10.000	-10.000	-10.000	LREF	19.2299 INCHES
-10.000	-10.000	-10.000	-10.000	BREF	37.9359 INCHES
				XMRP	43.5974 INCHES
				YMRP	.0000 INCHES
				ZMRP	15.1875 INCHES
				SCALE	.0405 SCALE

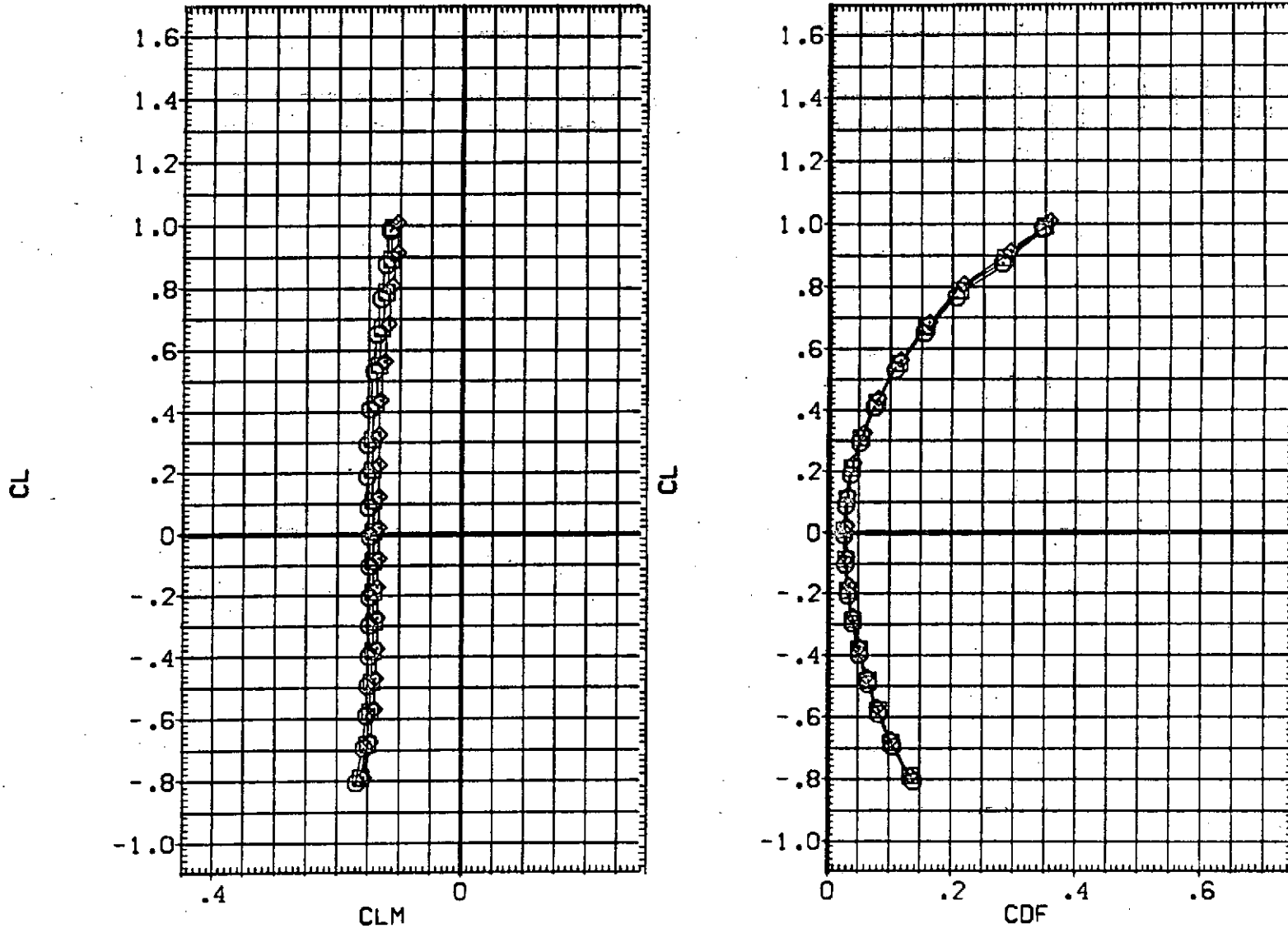


FIG 6 EFFECT OF ELEVON CONFIGURATION, ELEVON = -10 DEG.
 (A)MACH = .26

DATA SET SYMBOL	CONFIGURATION DESCRIPTION
(BF6006)	DA118 B26C9M7FBV1 E26V8RSX9
(BF6005)	DA118 B26C9M7FBV1 E28V8RSX9
(BF6025)	DA118 B26C9M7FBV1 E43V8RSX9

ELE-L0	ELE-L1	ELE-R1	ELE-R0	REFERENCE INFORMATION	
-10.000	-10.000	-10.000	-10.000	SREF	4.4119 SQ. FT.
-10.000	-10.000	-10.000	-10.000	LREF	19.2299 INCHES
-10.000	-10.000	-10.000	-10.000	BREF	37.9359 INCHES
				XMRP	43.5974 INCHES
				YMRP	.0000 INCHES
				ZMRP	15.1875 INCHES
				SCALE	.0405 SCALE

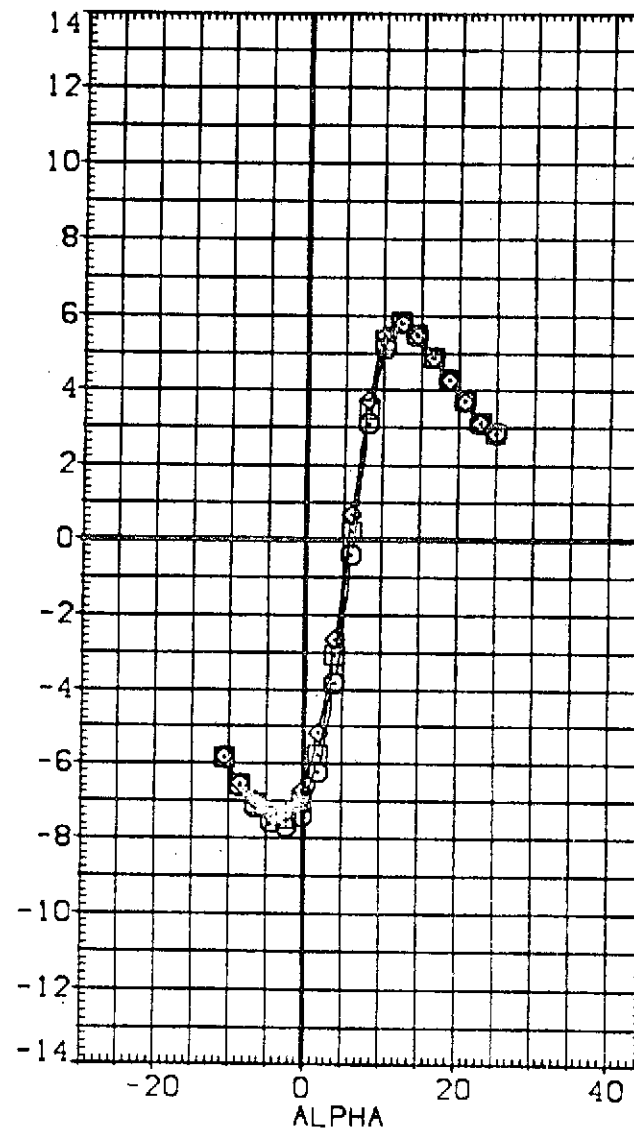
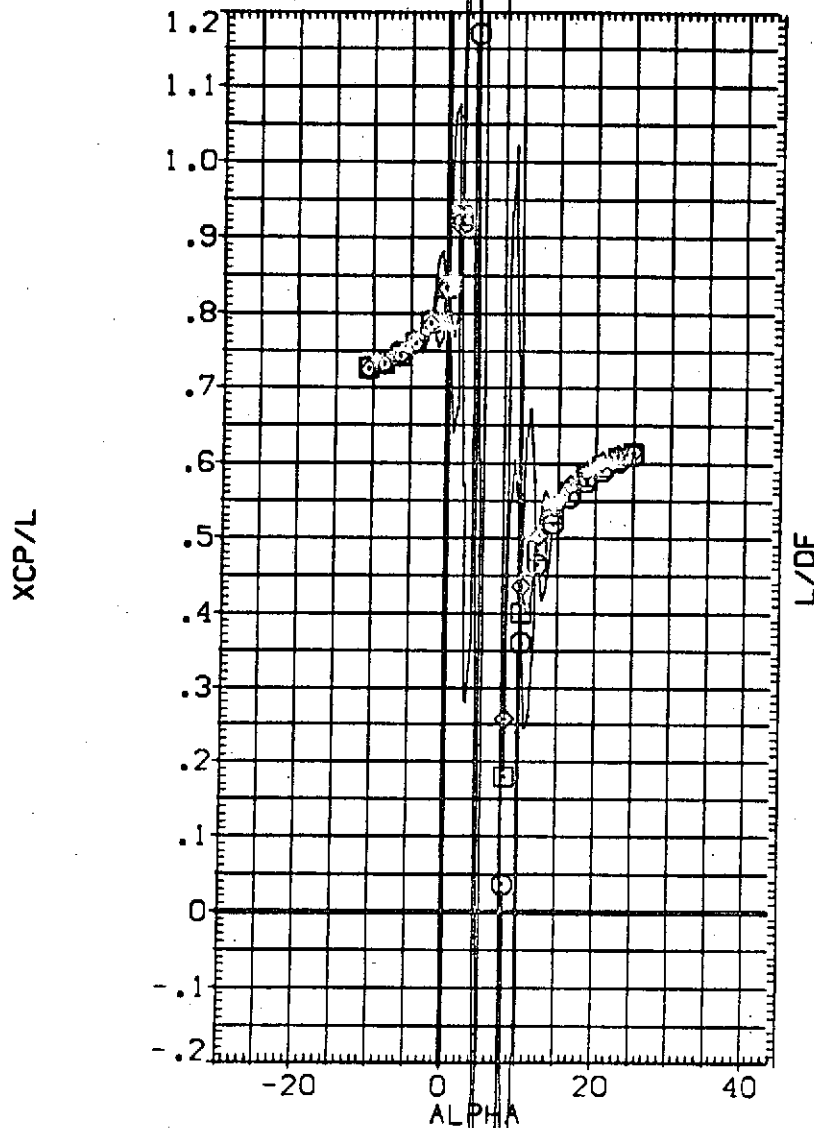


FIG 6 EFFECT OF ELEVON CONFIGURATION, ELEVON = -10 DEG.

(A) MACH = .26

DATA SET SYMBOL	CONFIGURATION DESCRIPTION
{BF6015}	□ OA118 B26C9M7F8V116E26V8R5X9
{BF6014}	○ OA118 B26C9M7F8V116E28V8R5X9
{BF6027}	◇ OA118 B26C9M7F8V116E43V8R5X9

ELE-L0	ELE-L1	ELE-R1	ELE-R0	REFERENCE INFORMATION	
-15.000	-15.000	-15.000	-15.000	SREF	4.4119 SO.FT.
-15.000	-15.000	-15.000	-15.000	LREF	19.2299 INCHES
-15.000	-15.000	-15.000	-15.000	BREF	37.9359 INCHES
				XMRRP	43.5974 INCHES
				YMRRP	.0000 INCHES
				ZMRRP	15.1875 INCHES
				SCALE	.0405 SCALE

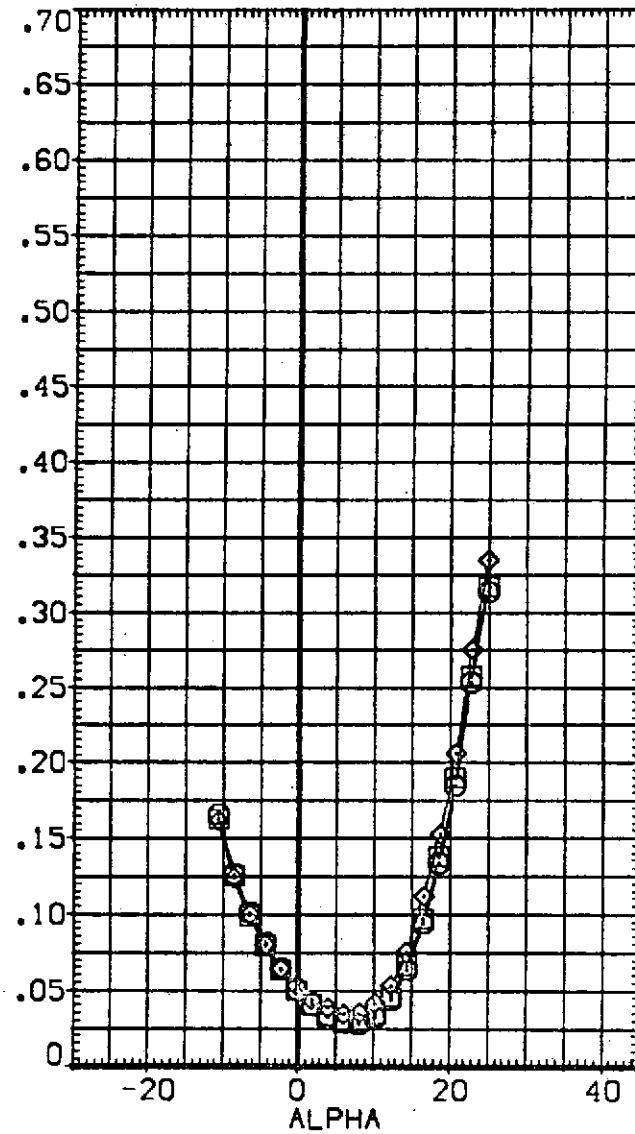
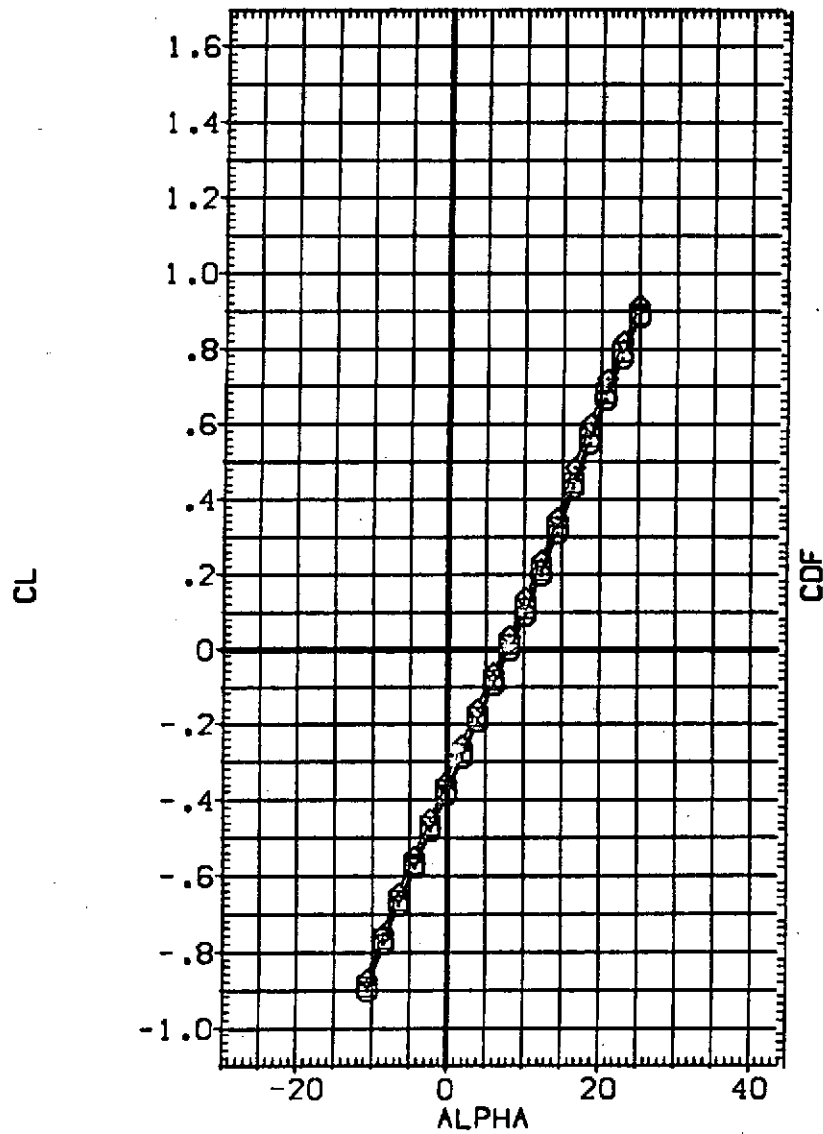


FIG 7 EFFECT OF ELEVON CONFIGURATION, ELEVON = -15 DEG.

(A)MACH = .26

DATA SET SYMBOL	CONFIGURATION DESCRIPTION
(BF6015)	OA118 B26C9M7FBV116E26V8R5X9
(BF6014)	OA118 B26C9M7FBV116E26V8R5X9
(BF6027)	OA118 B26C9M7FBV116E43V8R5X9

ELE-LO	ELE-LI	ELE-RI	ELE-RO	REFERENCE INFORMATION
-15.000	-15.000	-15.000	-15.000	SREF 4.4119 SQ.FT.
-15.000	-15.000	-15.000	-15.000	LREF 19.2299 INCHES
-15.000	-15.000	-15.000	-15.000	BREF 37.9359 INCHES
				XMRP 43.5974 INCHES
				YMRP .0000 INCHES
				ZMRP 15.1875 INCHES
				SCALE .0405 SCALE

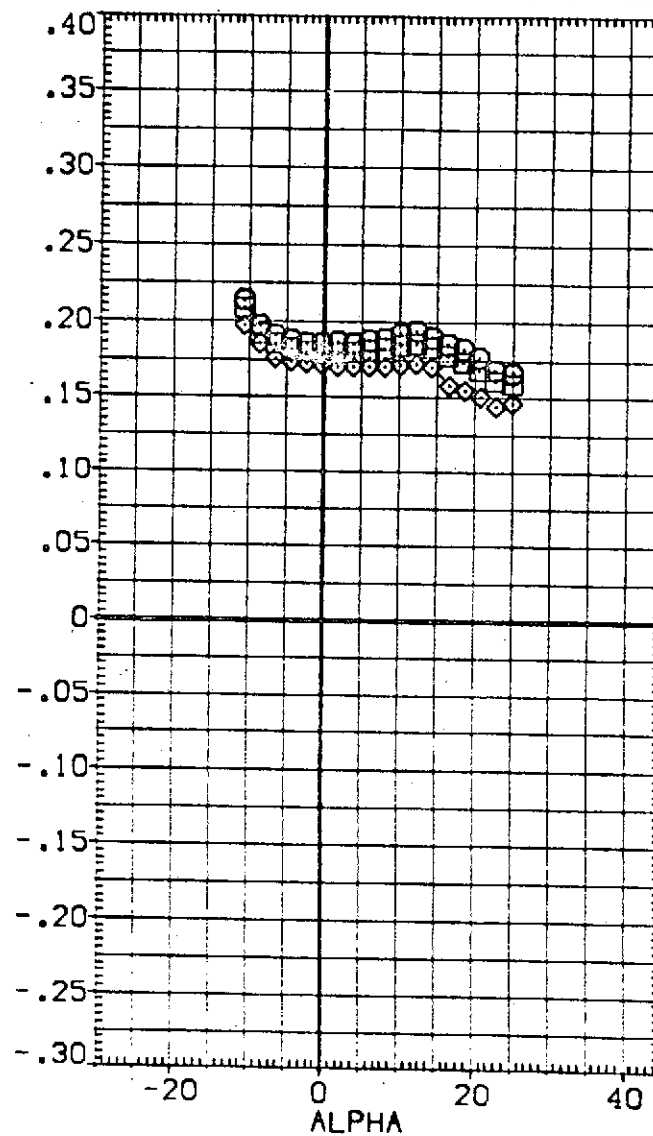
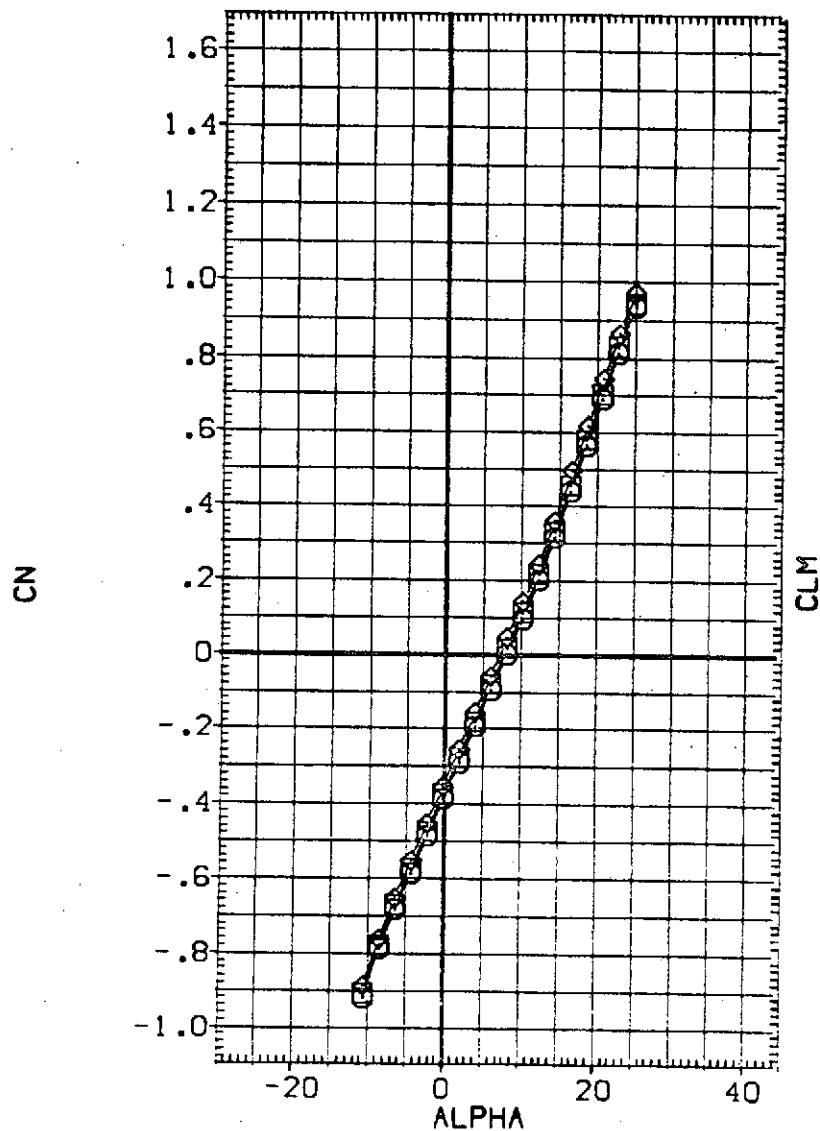


FIG 7 EFFECT OF ELEVON CONFIGURATION, ELEVON = -15 DEG.
 (A) MACH = .26

DATA SET SYMBOL	CONFIGURATION DESCRIPTION
(BF6015)	CA118 B26C9M7F8V116E26V8R5X9
(BF6014)	CA118 B26C9M7F8V116E28V8R5X9
(BF6027)	CA118 B26C9M7F8V116E43V8R5X9

ELE-LO	ELE-LI	ELE-RI	ELE-RO	REFERENCE INFORMATION	
-15.000	-15.000	-15.000	-15.000	SREF	4.4119 SQ.FT.
-15.000	-15.000	-15.000	-15.000	LREF	19.2299 INCHES
-15.000	-15.000	-15.000	-15.000	BREF	37.9359 INCHES
				XMRP	43.5974 INCHES
				YMRP	.0000 INCHES
				ZMRP	15.1875 INCHES
				SCALE	.0405 SCALE

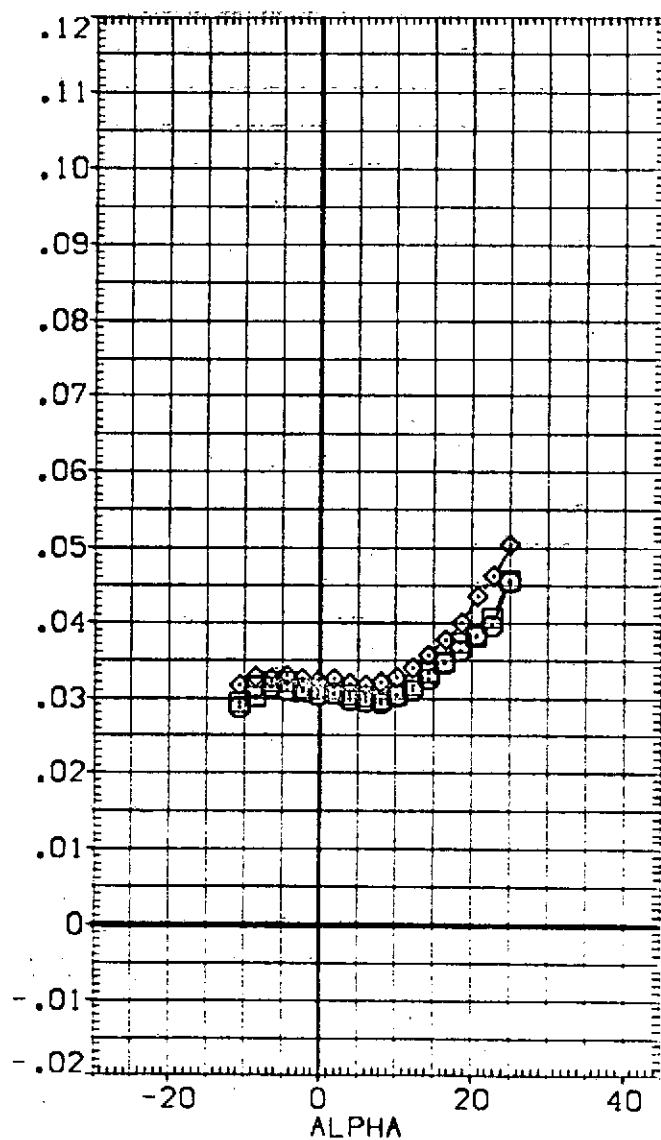
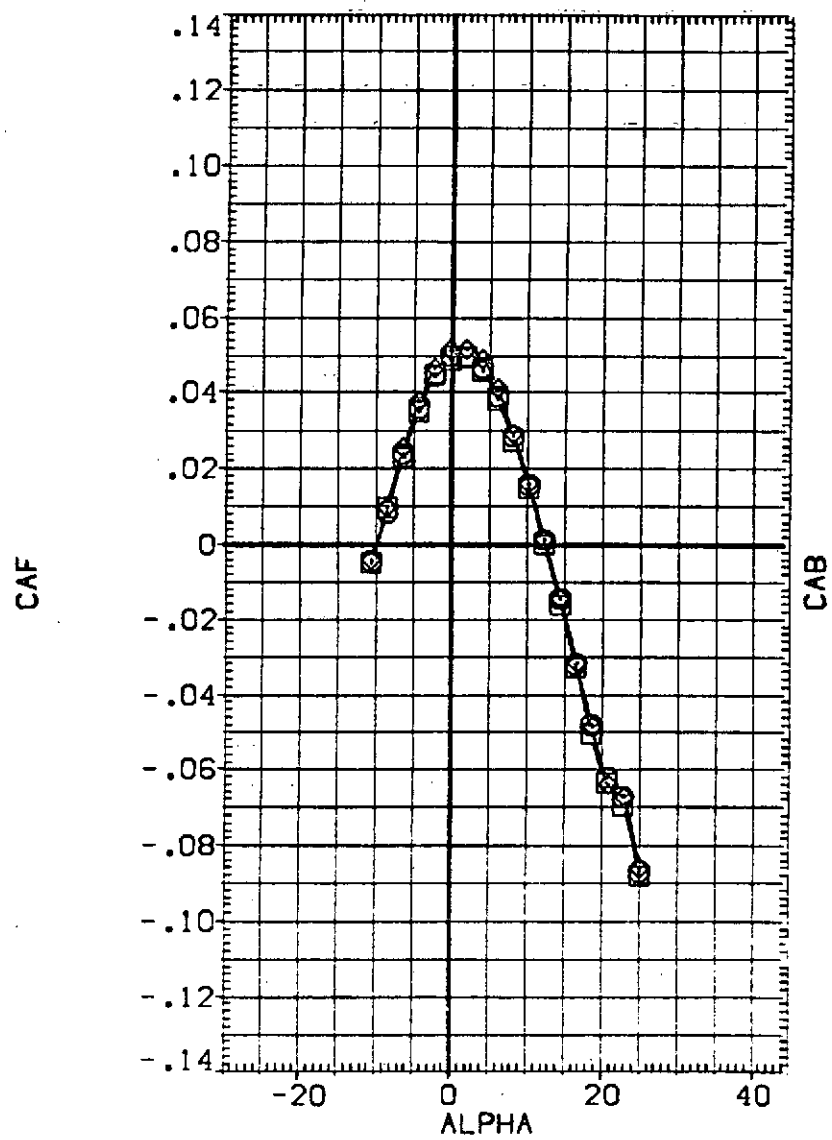


FIG 7 EFFECT OF ELEVON CONFIGURATION, ELEVON = -15 DEG.
 (A)MACH = .26

DATA SET SYMBOL	CONFIGURATION DESCRIPTION
(BF6015)	OA118 B26C9M7F8V116E26V8R5X9
(BF6014)	OA118 B26C9M7F8V116E28V8R5X9
(BF6027)	OA118 B26C9M7F8V116E43V8R5X9

ELE-L0	ELE-L1	ELE-R1	ELE-R0	REFERENCE INFORMATION	
-15.000	-15.000	-15.000	-15.000	SREF	4.4119 SQ.FT.
-15.000	-15.000	-15.000	-15.000	LREF	19.2299 INCHES
-15.000	-15.000	-15.000	-15.000	BREF	37.9359 INCHES
				XMRP	43.5974 INCHES
				YMRP	.0000 INCHES
				ZMRP	15.1875 INCHES
				SCALE	.0405 SCALE

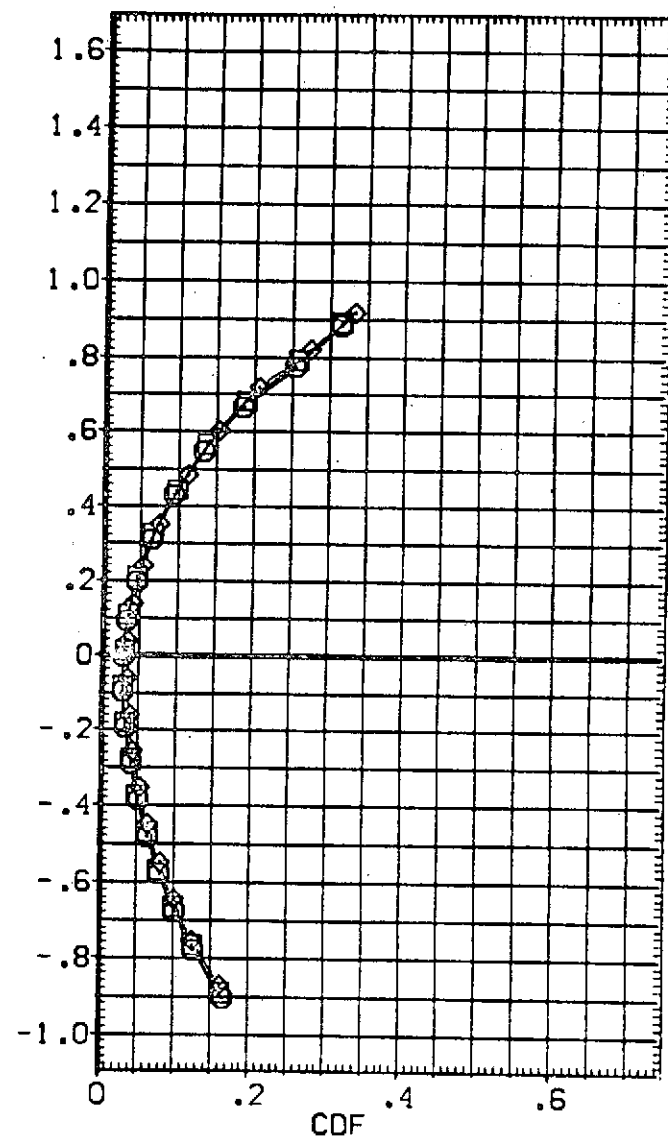
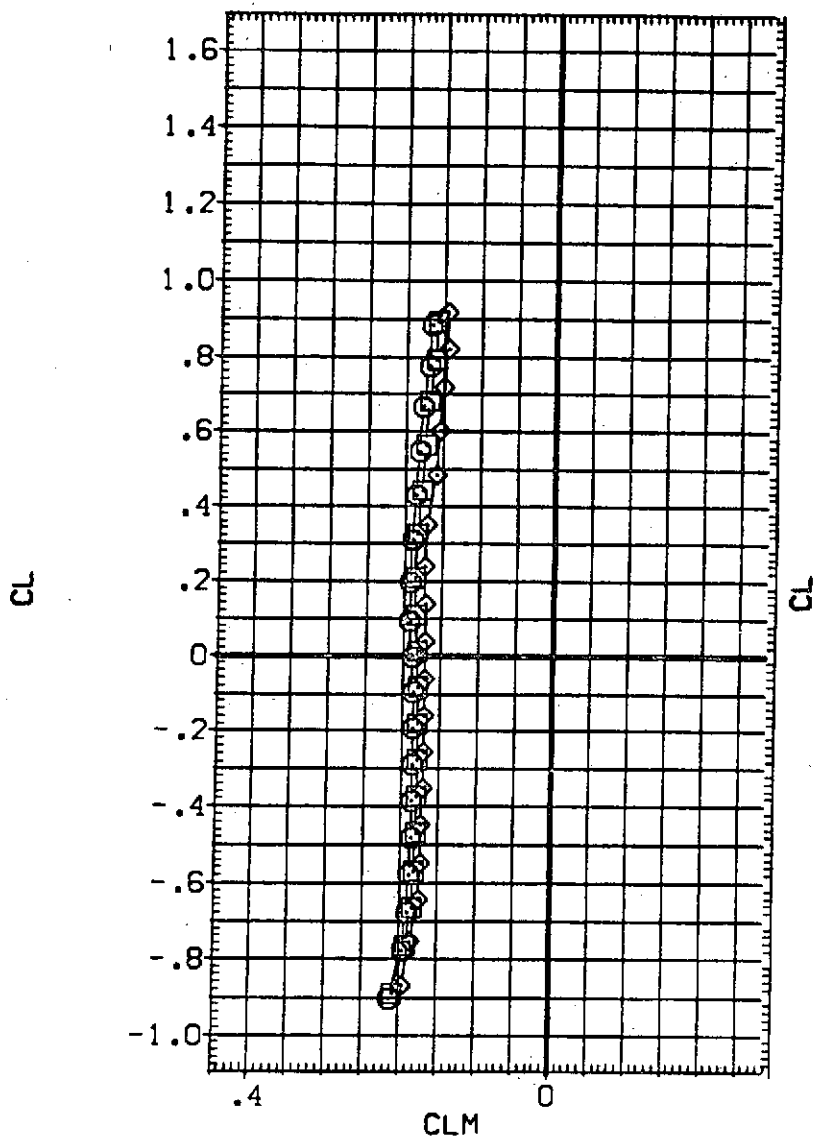


FIG 7 EFFECT OF ELEVON CONFIGURATION, ELEVON = -15 DEG.

(A) MACH = .26

DATA SET SYMBOL	CONFIGURATION DESCRIPTION
(BF6015)	0A118 B26C9M7FBV1 B26V8RSX9
(BF6014)	0A118 B26C9M7FBV1 B26V8RSX9
(BF6027)	0A118 B26C9M7FBV1 B26V8RSX9

ELE-L0	ELE-LI	ELE-RI	ELE-R0	REFERENCE INFORMATION	
-15.000	-15.000	-15.000	-15.000	SREF	4.4119 SQ.FT.
-15.000	-15.000	-15.000	-15.000	LREF	19.2299 INCHES
-15.000	-15.000	-15.000	-15.000	BREF	37.9359 INCHES
				XMRP	43.5974 INCHES
				YMRP	.0000 INCHES
				ZMRP	15.1875 INCHES
				SCALE	.0405 SCALE

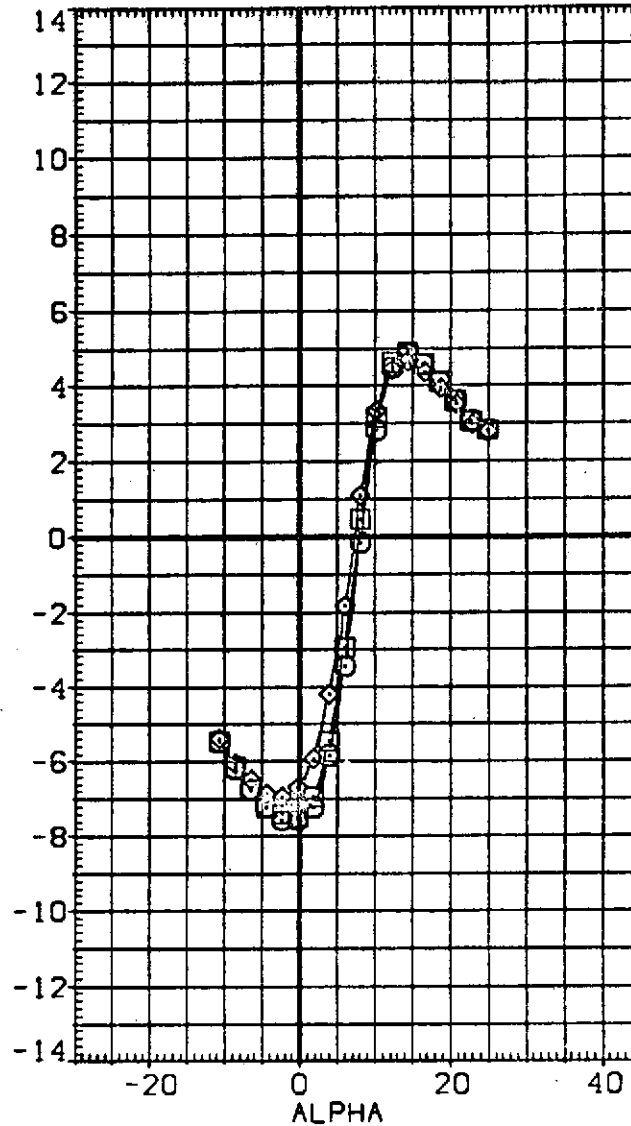
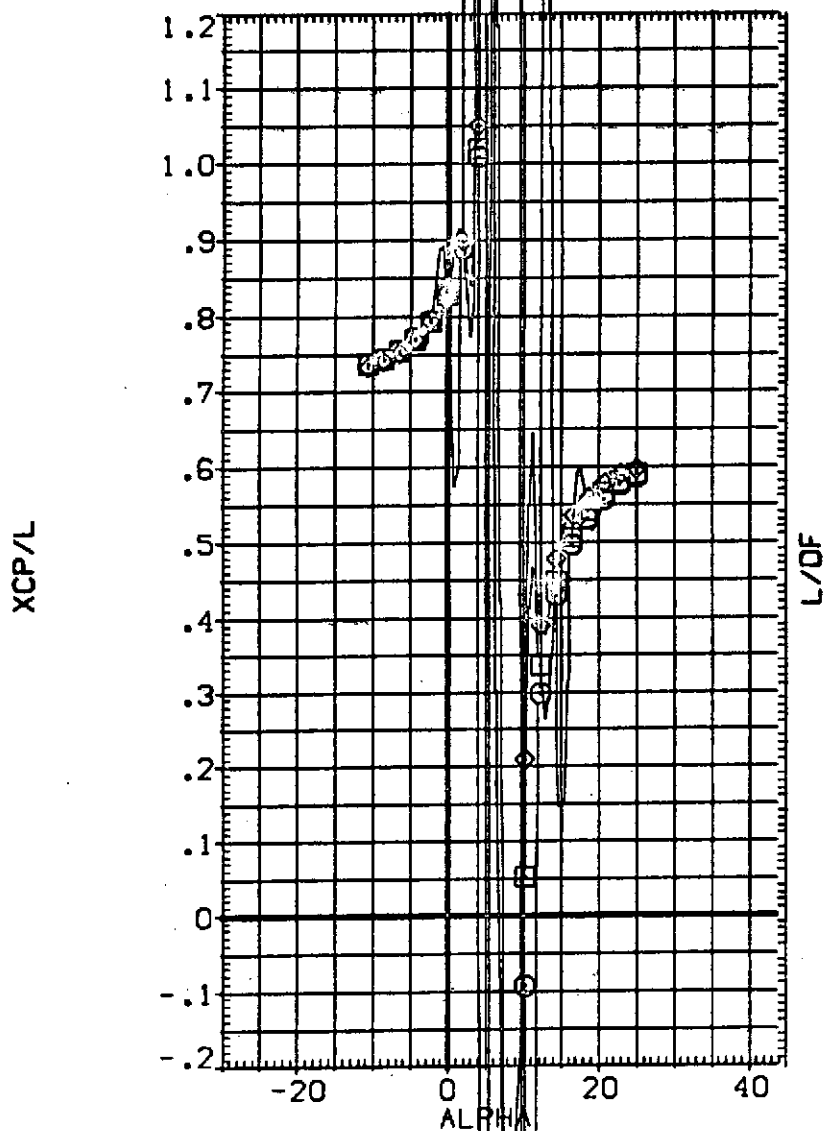


FIG 7 EFFECT OF ELEVON CONFIGURATION, ELEVON = -15 DEG.
 (A)MACH = .26

DATA SET SYMBOL	CONFIGURATION DESCRIPTION
(BF6030)	QA118 B26C9M7F8V116E26V8R5X9
(BF6029)	QA118 B26C9M7F8V116E28V8R5X9
(BF6028)	QA118 B26C9M7F8V116E43V8R5X9

ELE-L0	ELE-L1	ELE-R1	ELE-R0	REFERENCE INFORMATION	
-20.000	-20.000	-20.000	-20.000	SREF	4.4119 SQ.FT.
-20.000	-20.000	-20.000	-20.000	LREF	19.2299 INCHES
-20.000	-20.000	-20.000	-20.000	BREF	37.9359 INCHES
				XMRP	43.5974 INCHES
				YMRP	.0000 INCHES
				ZMRP	15.1875 INCHES
				SCALE	.0405 SCALE

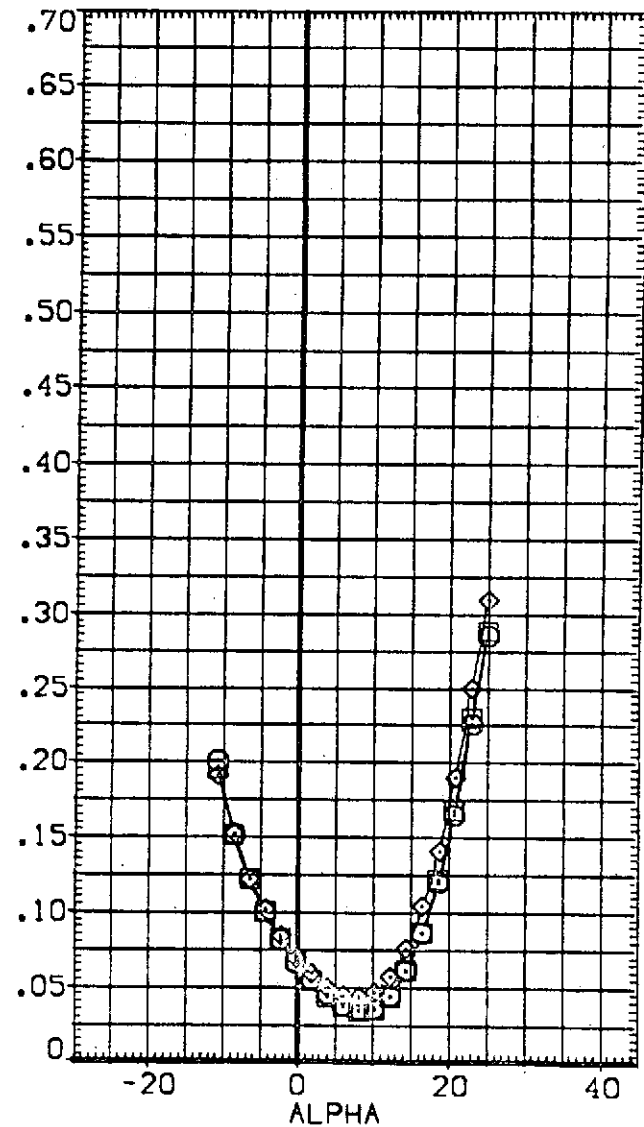
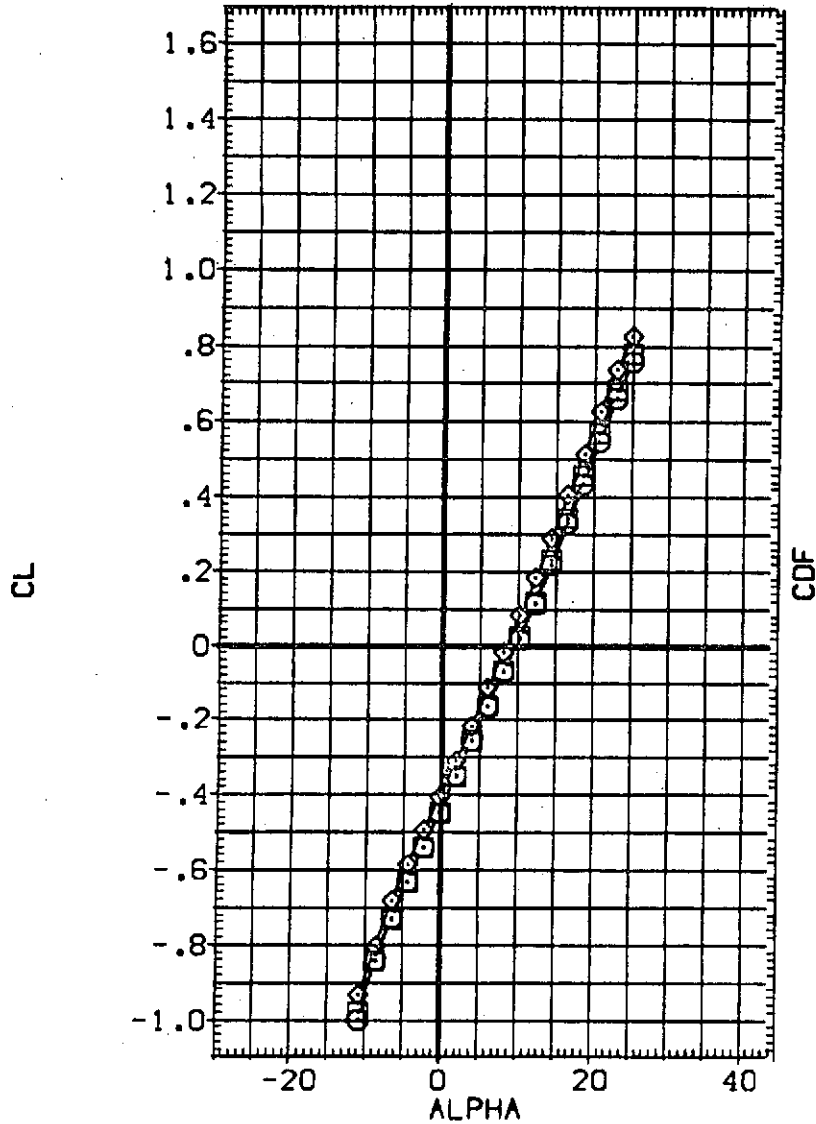


FIG 8 EFFECT OF ELEVON CONFIGURATION, ELEVON = -20 DEG.

(A)MACH = .26

DATA SET SYMBOL	CONFIGURATION DESCRIPTION
(BF6030)	□ DA118 B26C9M7F8V116E26V8R5X9
(BF6029)	◇ DA118 B26C9M7F8V116E28V8R5X9
(BF6028)	◇ DA118 B26C9M7F8V116E43V8R5X9

ELE-L0	ELE-L1	ELE-R1	ELE-R0	REFERENCE INFORMATION		
-20.000	-20.000	-20.000	-20.000	SREF	4.4119	SO.FT.
-20.000	-20.000	-20.000	-20.000	LREF	19.2299	INCHES
-20.000	-20.000	-20.000	-20.000	BREF	37.9359	INCHES
				XMRP	43.5974	INCHES
				YMRP	.0000	INCHES
				ZMRP	15.1875	INCHES
				SCALE	.0405	SCALE

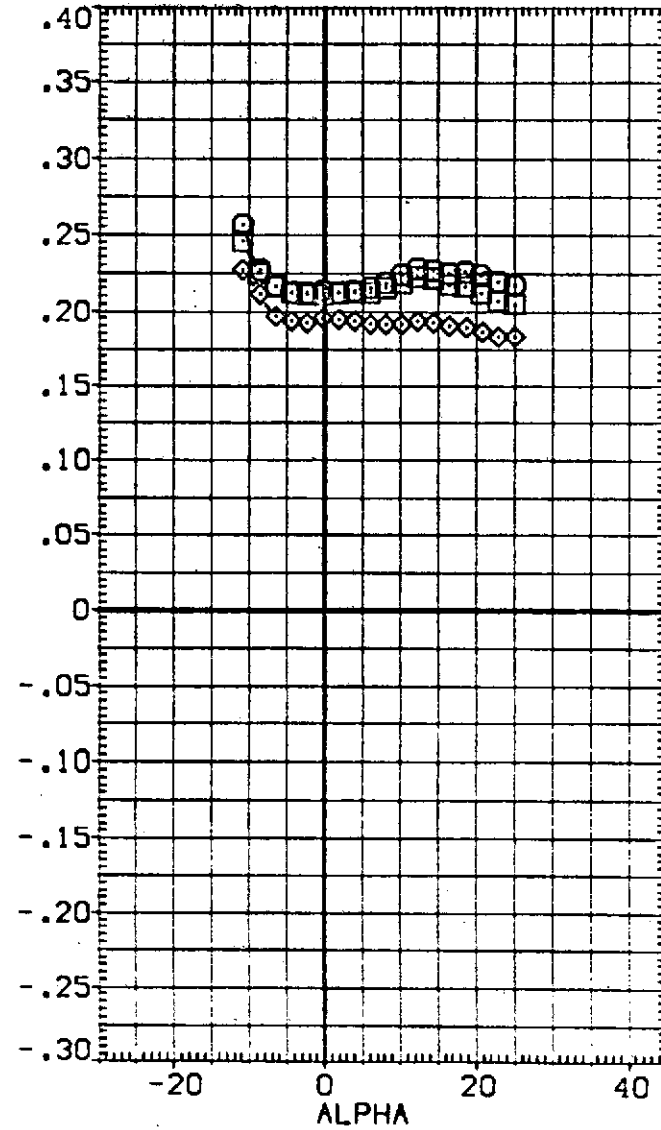
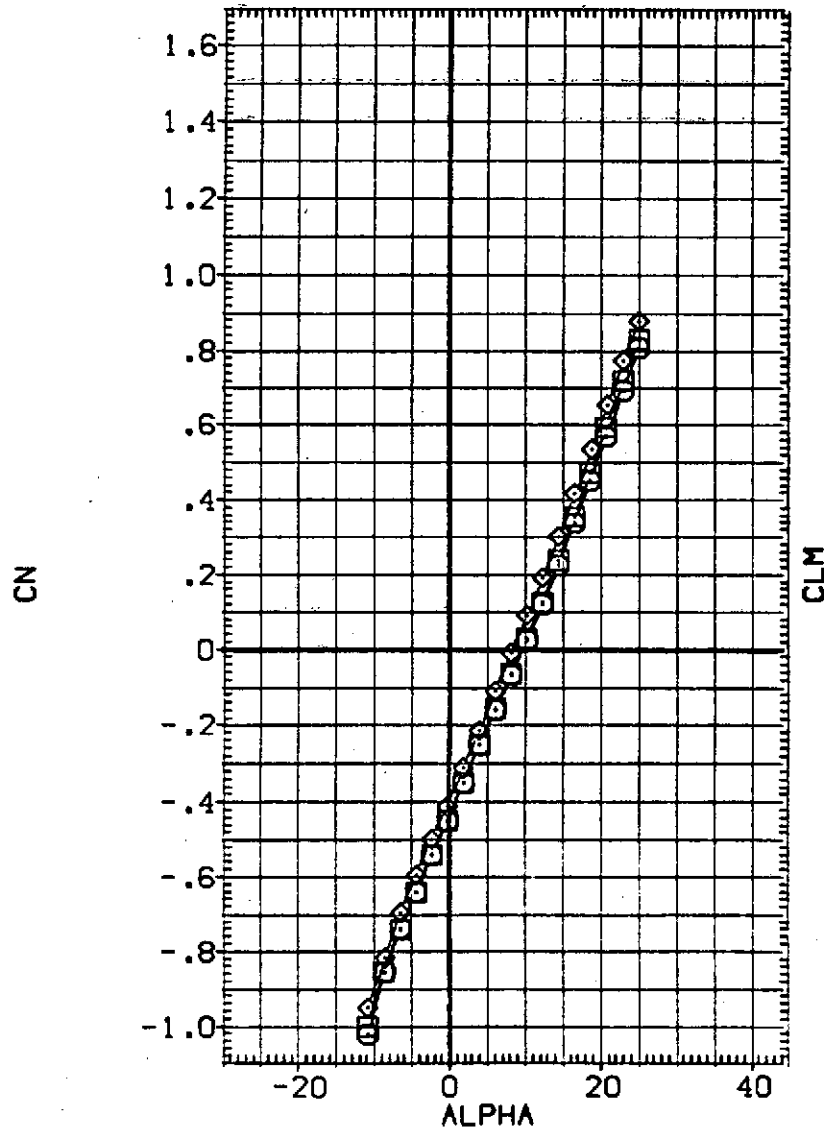


FIG 8 EFFECT OF ELEVON CONFIGURATION, ELEVON = -20 DEG.
 (A)MACH = .26

DATA SET SYMBOL	CONFIGURATION DESCRIPTION
{ BF6030 }	OA118 B26C9M7F8V116E26V8R5X9
{ BF6029 }	OA118 B26C9M7F8V116E28V8R5X9
{ BF6028 }	OA118 B26C9M7F8V116E43V8R5X9

ELE-L0	ELE-L1	ELE-R1	ELE-R0	REFERENCE INFORMATION	
-20.000	-20.000	-20.000	-20.000	SREF	4.4119 50. FT.
-20.000	-20.000	-20.000	-20.000	LREF	19.2299 INCHES
-20.000	-20.000	-20.000	-20.000	BREF	37.9359 INCHES
-20.000	-20.000	-20.000	-20.000	XMRP	43.5974 INCHES
				YMRP	.0000 INCHES
				ZMRP	15.1875 INCHES
				SCALE	.0405 SCALE

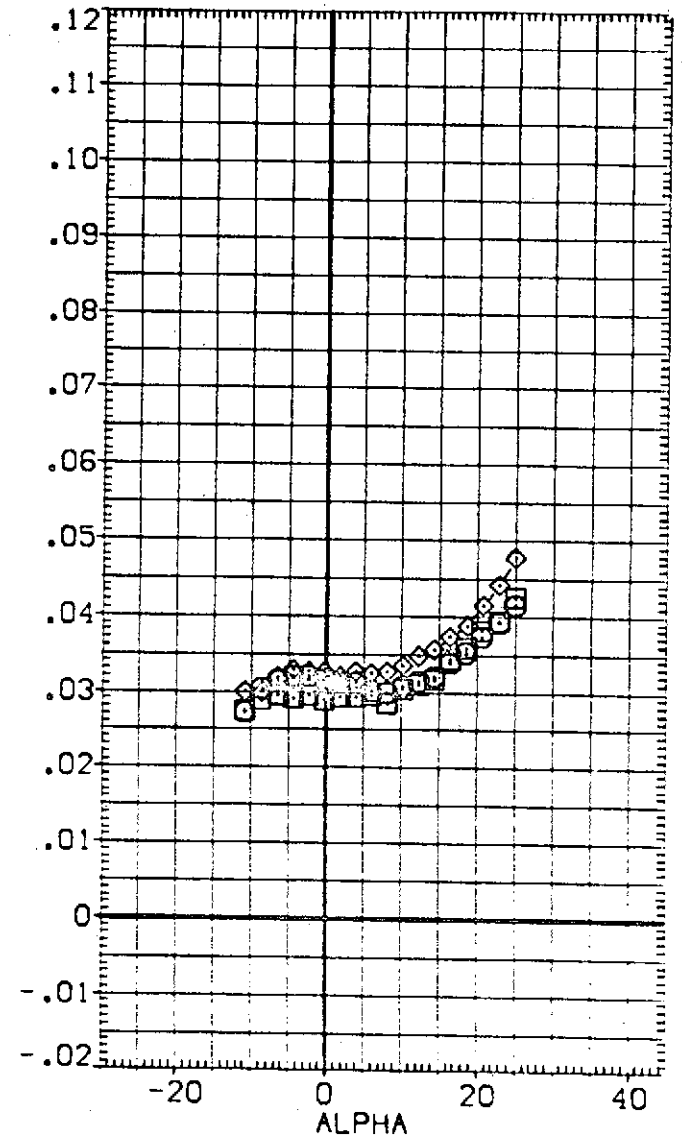
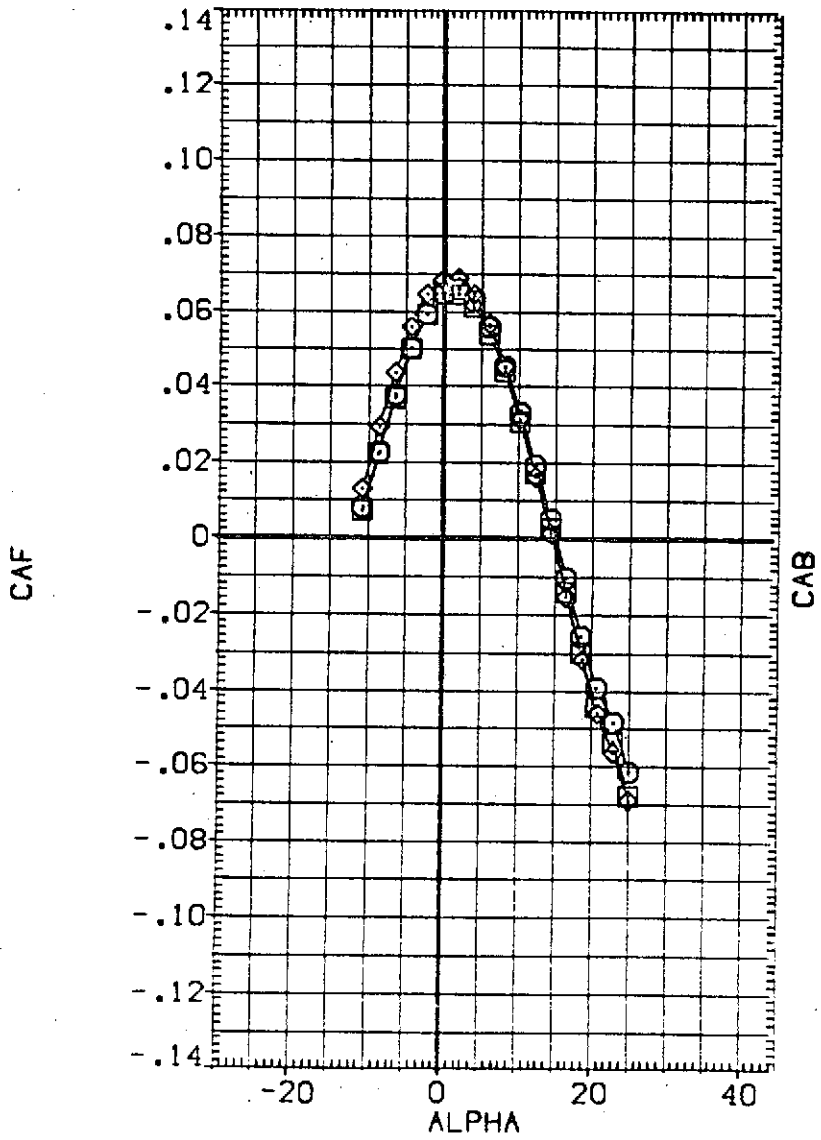


FIG 8 EFFECT OF ELEVON CONFIGURATION, ELEVON = -20 DEG.
 (A)MACH = .26

DATA SET SYMBOL	CONFIGURATION DESCRIPTION
(BF6030)	OA118 B26C9M7FBV116E26VBR5X9
(BF6029)	OA118 B26C9M7FBV116E28VBR5X9
(BF6028)	OA118 B26C9M7FBV116E43VBR5X9

ELE-L0	ELE-L1	ELE-R1	ELE-R0	REFERENCE INFORMATION	
-20.000	-20.000	-20.000	-20.000	SREF	4.4119 SQ.FT.
-20.000	-20.000	-20.000	-20.000	LREF	19.2299 INCHES
-20.000	-20.000	-20.000	-20.000	BREF	37.9359 INCHES
				XMRP	43.5974 INCHES
				YMRP	.0000 INCHES
				ZMRP	15.1875 INCHES
				SCALE	.0405 SCALE

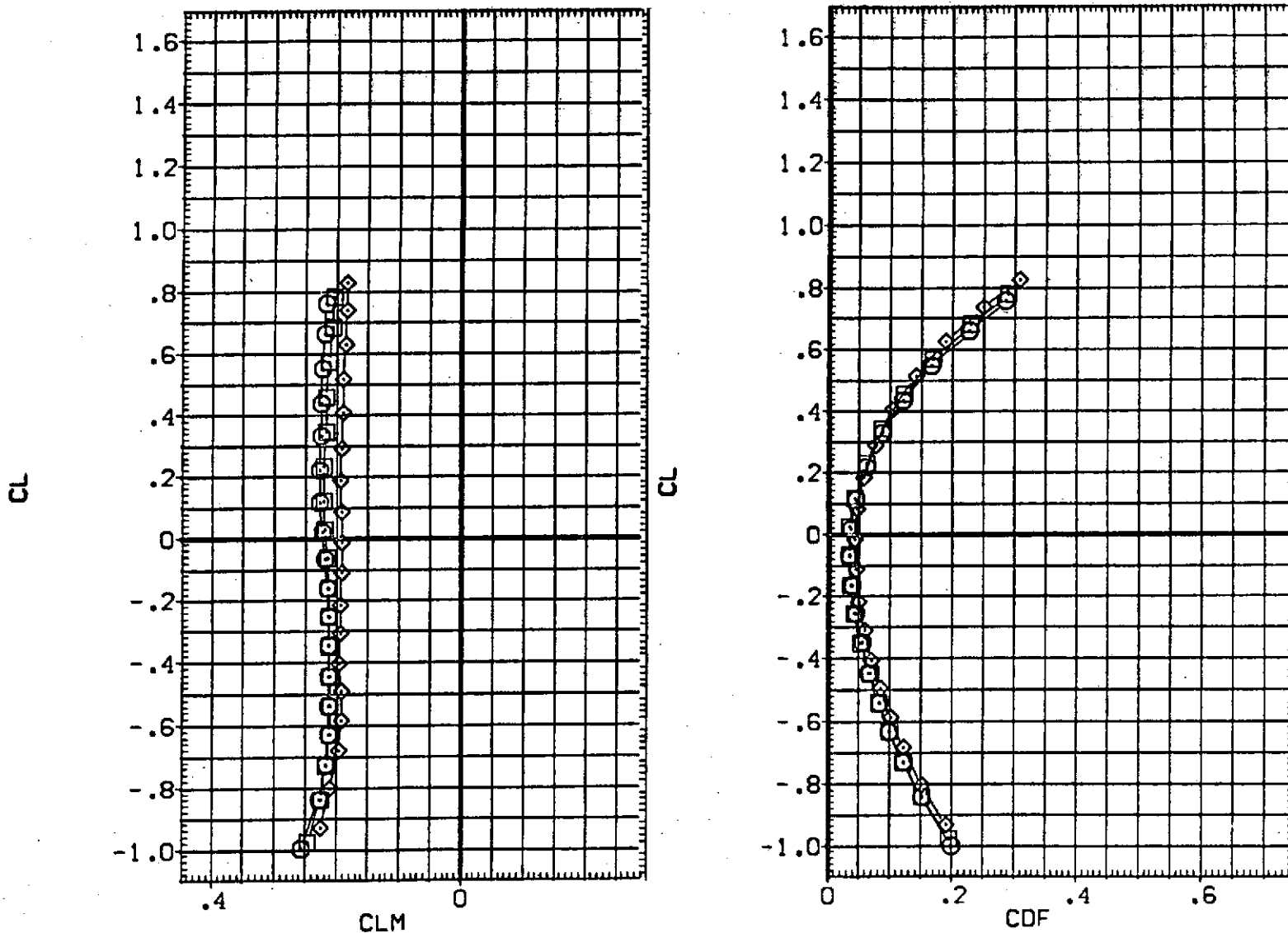


FIG 8 EFFECT OF ELEVON CONFIGURATION, ELEVON = -20 DEG.
 (A)MACH = .26

DATA SET SYMBOL	CONFIGURATION DESCRIPTION
(BF6030)	OA118 B26C9M7F8V116E25V8R5X9
(BF6029)	OA118 B26C9M7F8V116E25V8R5X9
(BF6028)	OA118 B26C9M7F8V116E43V8R5X9

ELE-L0	ELE-L1	ELE-R1	ELE-R0	REFERENCE INFORMATION		
-20.000	-20.000	-20.000	-20.000	SREF	4.4119	50. FT.
-20.000	-20.000	-20.000	-20.000	LREF	19.2299	INCHES
-20.000	-20.000	-20.000	-20.000	BREF	37.9359	INCHES
				XMRP	43.5974	INCHES
				YMRP	.0000	INCHES
				ZMRP	15.1875	INCHES
				SCALE	.0405	SCALE

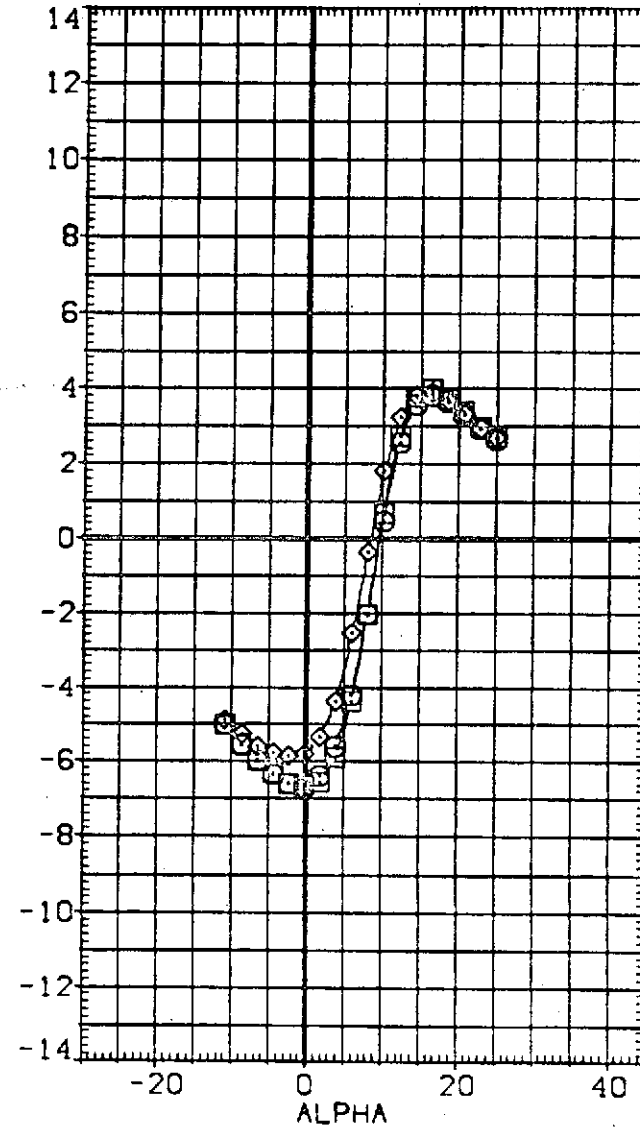
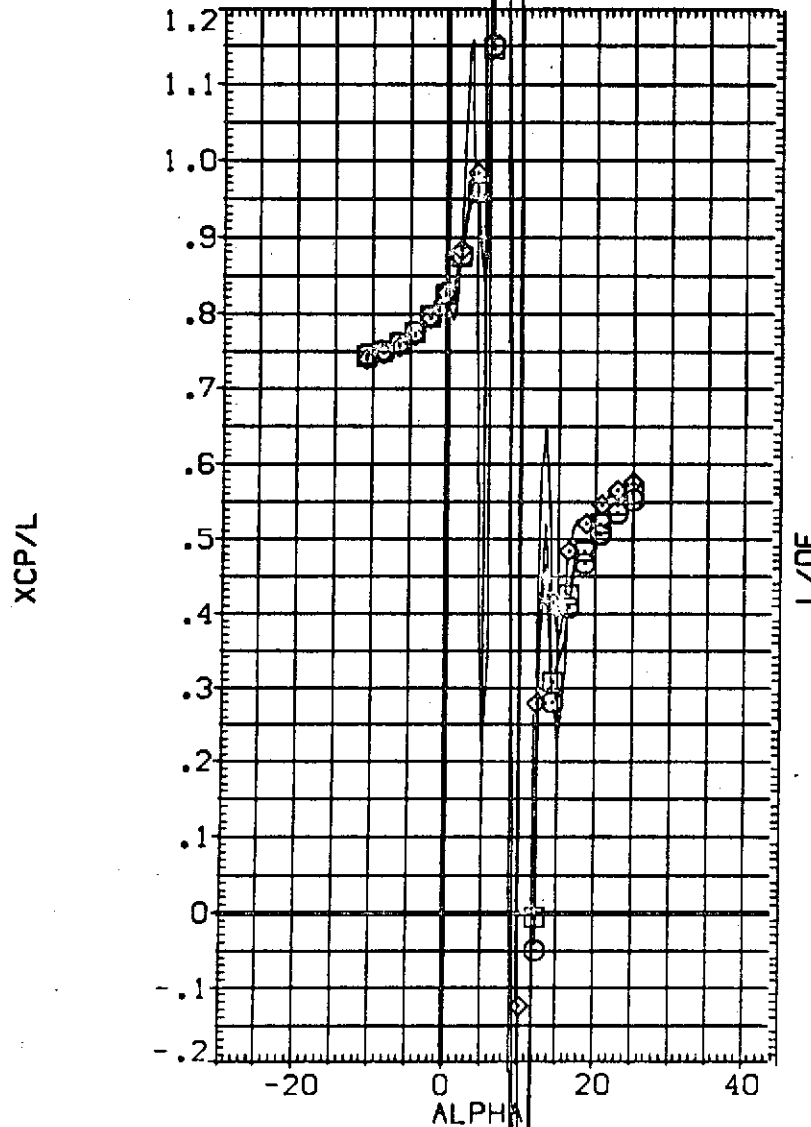


FIG 8 EFFECT OF ELEVON CONFIGURATION, ELEVON = -20 DEG.
 (A) MACH = .26

DATA SET SYMBOL	CONFIGURATION DESCRIPTION
(BF6031)	DA118 B26C9M7F8V116E26V8R5X9
(BF6032)	DA118 B26C9M7F8V116E28V8R5X9
(BF6033)	DA118 B26C9M7F8V116E43V8R5X9

ELE-LO	ELE-LI	ELE-RI	ELE-RO	REFERENCE INFORMATION		
-30.000	-30.000	-30.000	-30.000	SREF	4.4119	SO. FT.
-30.000	-30.000	-30.000	-30.000	LREF	19.2299	INCHES
-30.000	-30.000	-30.000	-30.000	BREF	37.9359	INCHES
				XMRP	43.5874	INCHES
				YMRP	.0000	INCHES
				ZMRP	15.1875	INCHES
				SCALE	.0405	SCALE

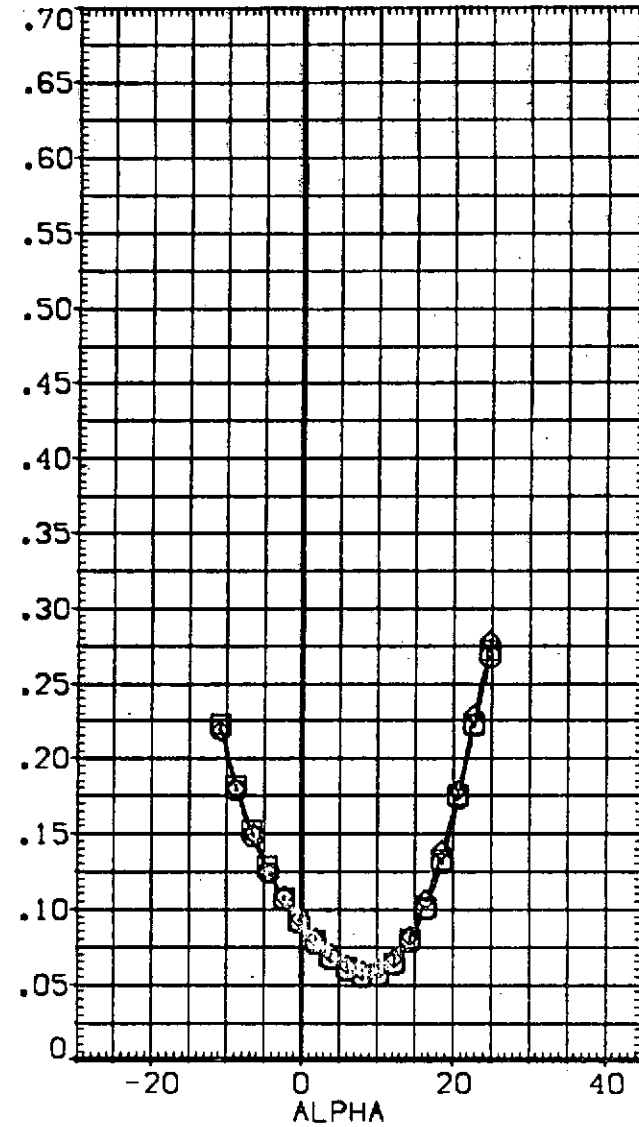
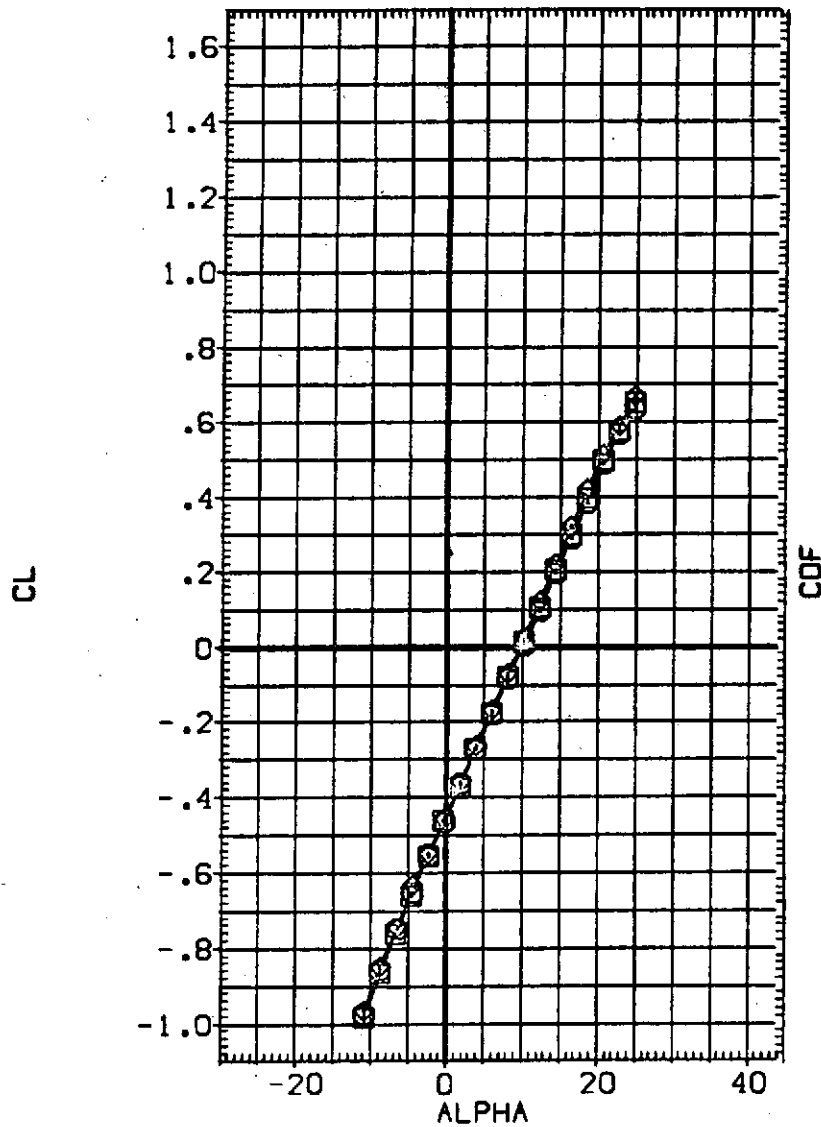


FIG 9 EFFECT OF ELEVON CONFIGURATION. ELEVON = -30 DEG.
 (A)MACH = .26

DATA SET SYMBOL	CONFIGURATION DESCRIPTION
(BF6031)	□ CA118 B26C9M7F8V116E26V8R5X9
(BF6032)	○ CA118 B26C9M7F8V116E28V8R5X9
(BF6033)	◇ CA118 B26C9M7F8V116E43V8R5X9

ELE-LO	ELE-LI	ELE-RI	ELE-RO	REFERENCE INFORMATION	
-30.000	-30.000	-30.000	-30.000	SREF	4.4119 SQ.FT.
-30.000	-30.000	-30.000	-30.000	LREF	19.2799 INCHES
-30.000	-30.000	-30.000	-30.000	BREF	37.9359 INCHES
				XMRP	43.5974 INCHES
				YMRP	.0000 INCHES
				ZMRP	15.1875 INCHES
				SCALE	.0405 SCALE

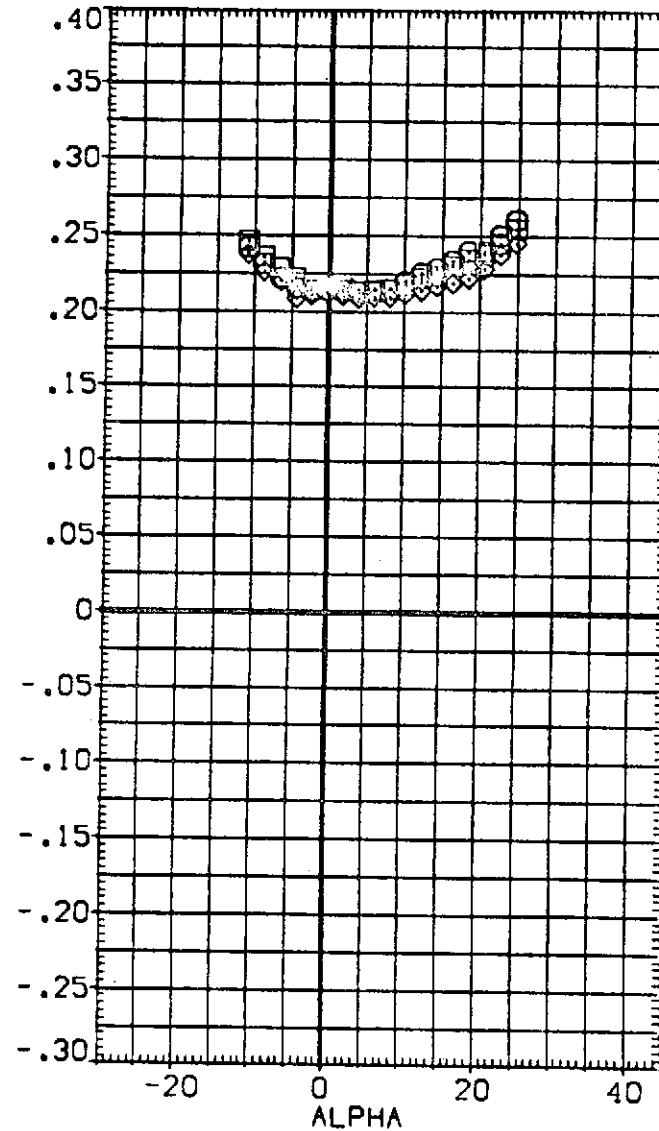
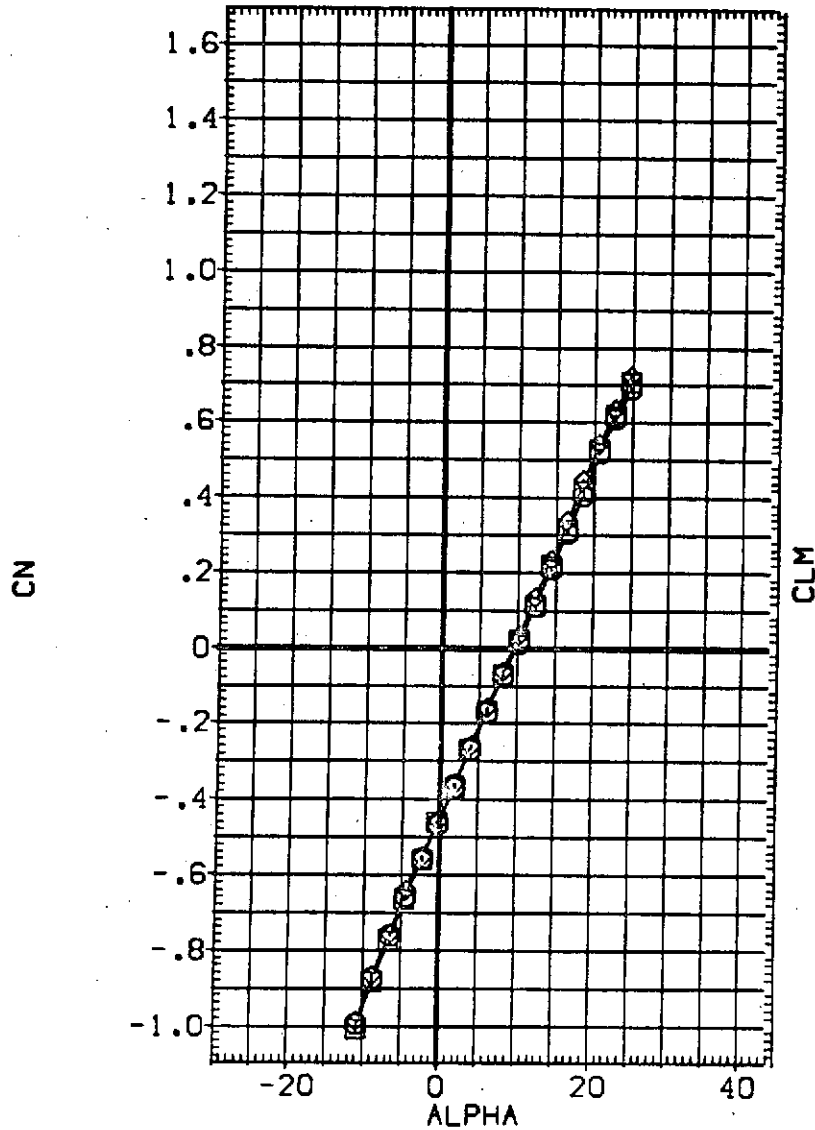


FIG 9 EFFECT OF ELEVON CONFIGURATION, ELEVON = -30 DEG.

(A) MACH = .26

DATA SET SYMBOL	CONFIGURATION DESCRIPTION
(BF6031)	OA118 B26C9M7FBV116E26V8R5X9
(BF6032)	OA118 B26C9M7FBV116E28V8R5X9
(BF6033)	OA118 B26C9M7FBV116E43V8R5X9

ELE-L0	ELE-L1	ELE-R1	ELE-R0	REFERENCE INFORMATION	
-30.000	-30.000	-30.000	-30.000	SREF	4.4119 SQ.FT.
-30.000	-30.000	-30.000	-30.000	LREF	19.2299 INCHES
-30.000	-30.000	-30.000	-30.000	BREF	37.9359 INCHES
				XM RP	43.5974 INCHES
				YM RP	.0000 INCHES
				ZM RP	15.1875 INCHES
				SCALE	.0405 SCALE

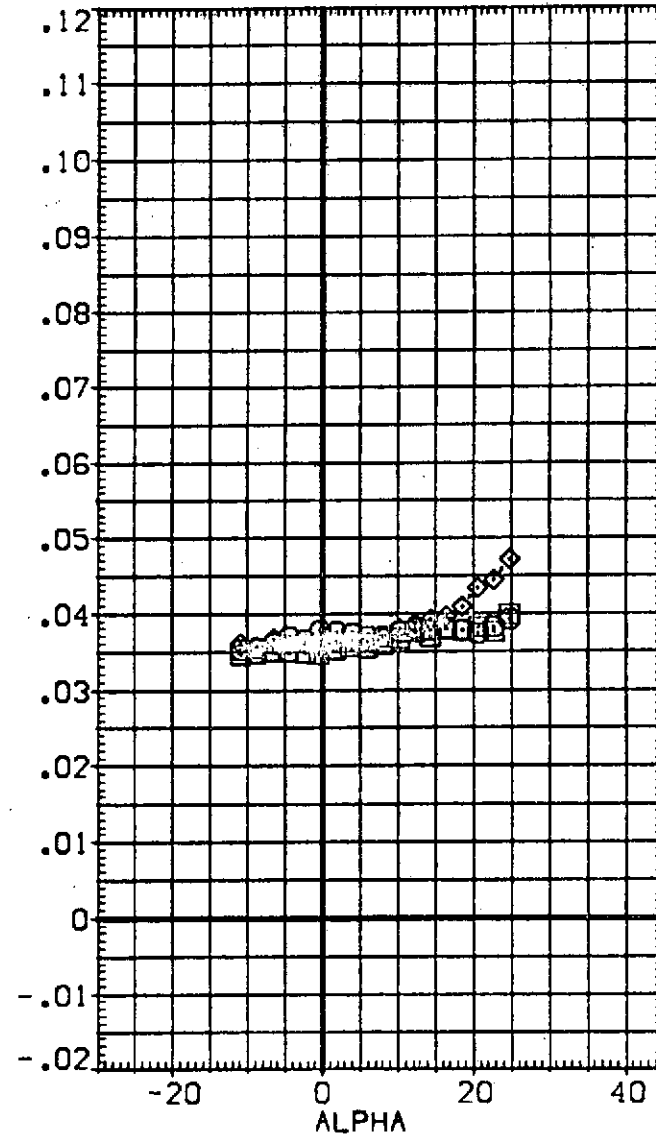
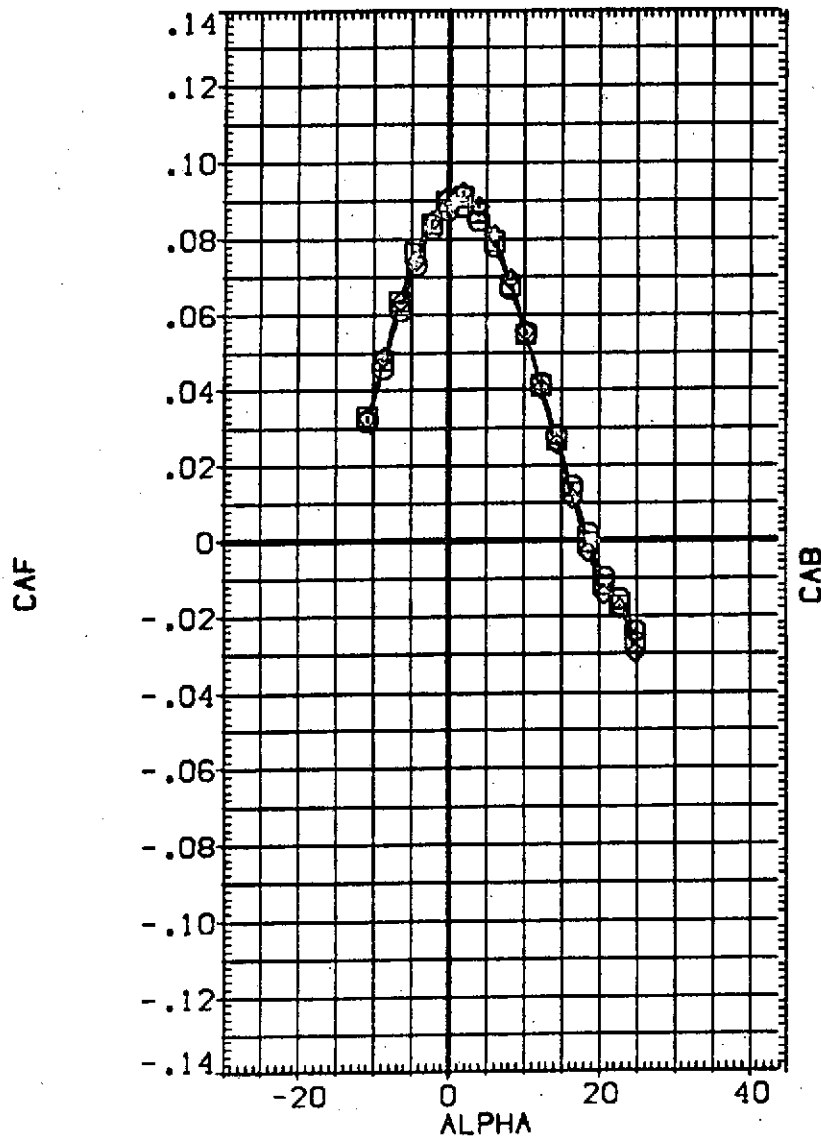


FIG 9 EFFECT OF ELEVON CONFIGURATION, ELEVON = -30 DEG.
 (A)MACH = .26

DATA SET SYMBOL	CONFIGURATION DESCRIPTION
{BF6031}	□ CA118 B26C9M7F8W116E26V8R5X9
{BF6032}	○ CA118 B26C9M7F8W116E28V8R5X9
{BF6033}	◇ CA118 B26C9M7F8W116E43V8R5X9

ELE-LO	ELE-LI	ELE-RI	ELE-RO	REFERENCE INFORMATION	
-30.000	-30.000	-30.000	-30.000	SREF	4.4119 SQ.FT.
-30.000	-30.000	-30.000	-30.000	LREF	19.2299 INCHES
-30.000	-30.000	-30.000	-30.000	BREF	37.9359 INCHES
				XMRR	43.5974 INCHES
				YMRR	.0000 INCHES
				ZMRR	15.1875 INCHES
				SCALE	.0405 SCALE

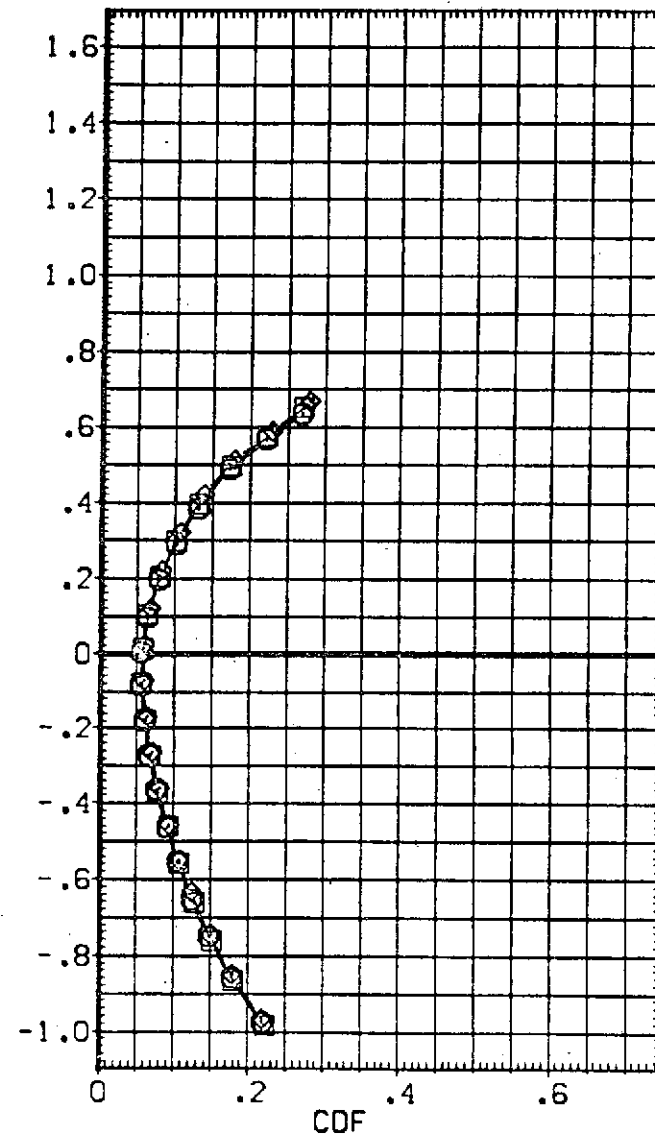
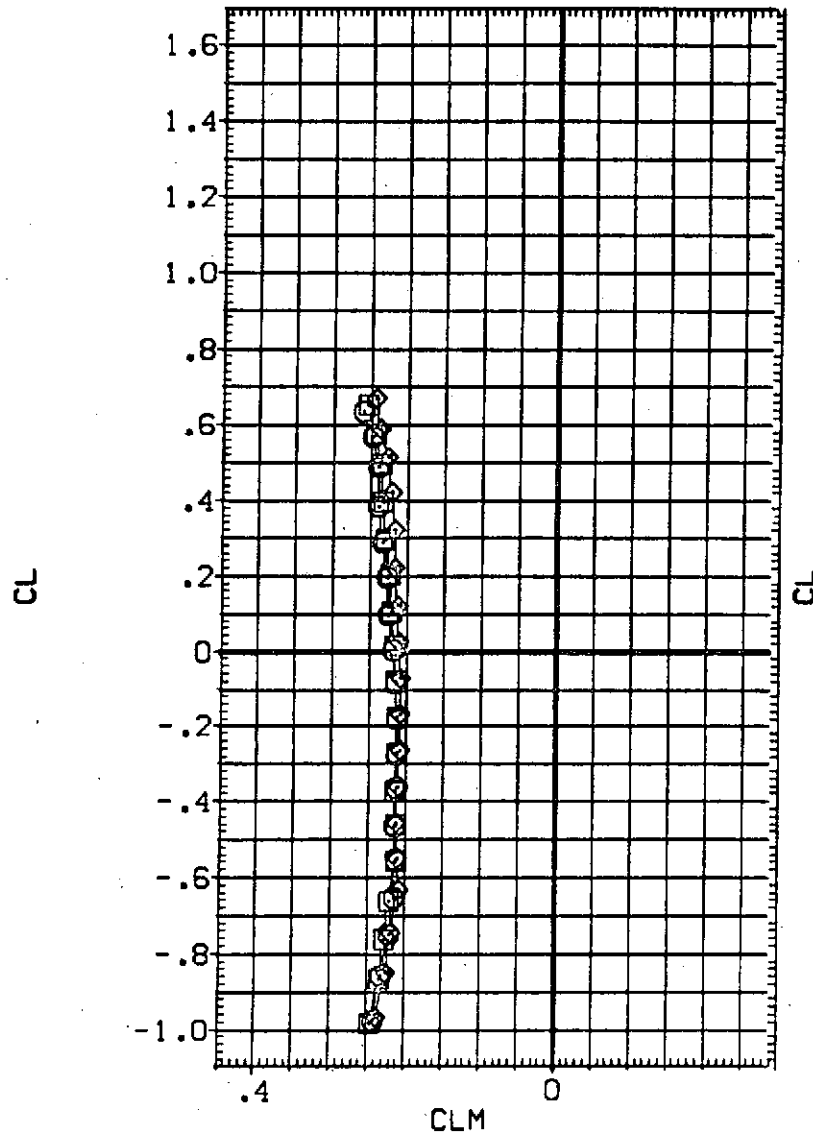


FIG 9 EFFECT OF ELEVON CONFIGURATION, ELEVON = -30 DEG.
 (A)MACH = .26

DATA SET SYMBOL	CONFIGURATION DESCRIPTION
(BF6031)	□ OA118 B26C9M7F8V116E26VBR5X9
(BF6032)	○ OA118 B26C9M7F8V116E26VBR5X9
(BF6033)	◇ OA118 B26C9M7F8V116E43VBR5X9

ELE-L0	ELE-L1	ELE-R1	ELE-R0	REFERENCE INFORMATION	
-30.000	-30.000	-30.000	-30.000	SREF	4.4119 SO. FT.
-30.000	-30.000	-30.000	-30.000	LREF	19.2299 INCHES
-30.000	-30.000	-30.000	-30.000	BREF	37.9359 INCHES
				XMRP	43.5974 INCHES
				YMRP	.0000 INCHES
				ZMRP	15.1875 INCHES
				SCALE	.0405 SCALE

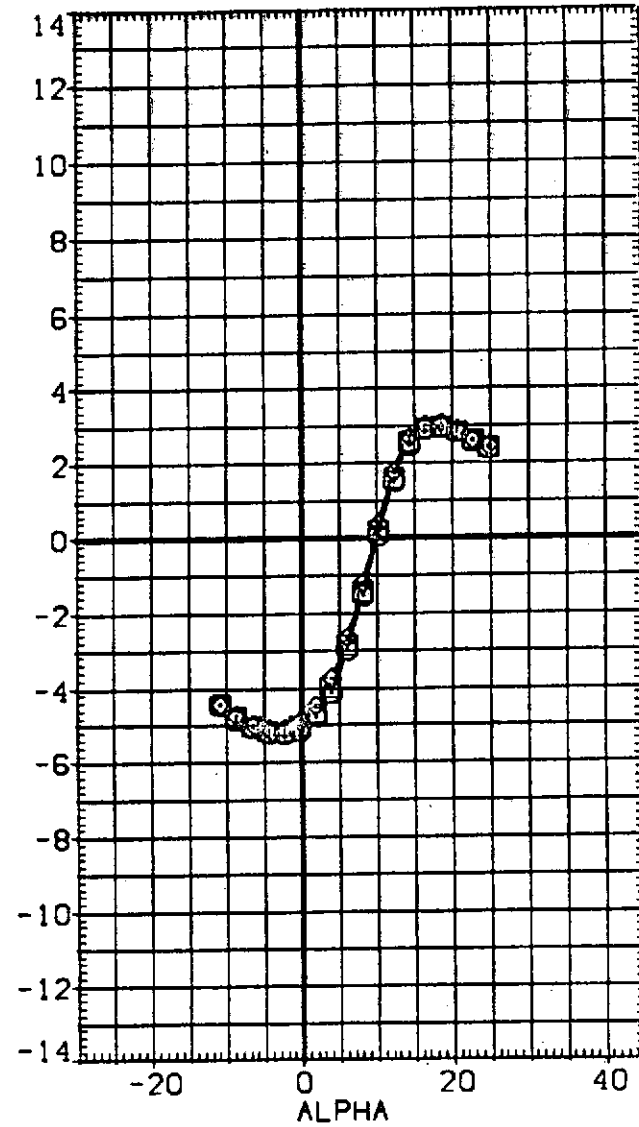
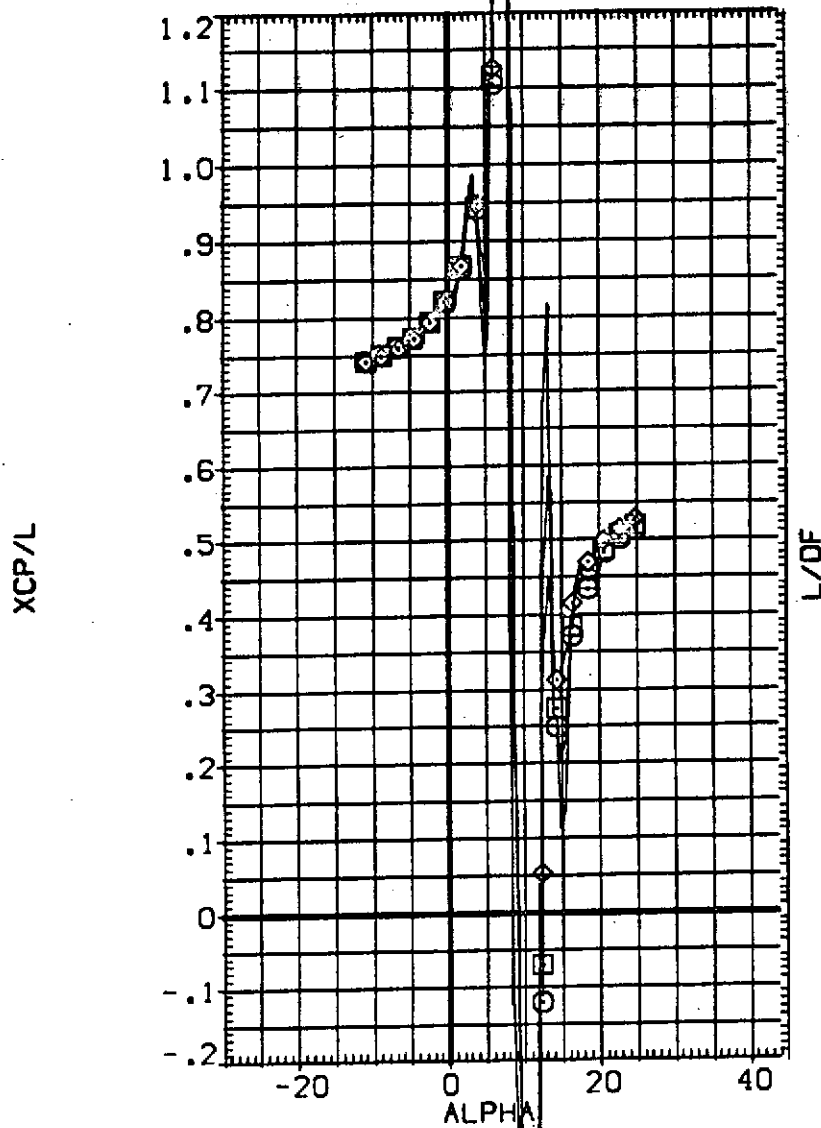


FIG 9 EFFECT OF ELEVON CONFIGURATION, ELEVON = -30 DEG.
 (A)MACH = .26

DATA SET SYMBOL	CONFIGURATION DESCRIPTION
(BF6036)	□ OA118 B26C9M7F8W116E26V8R5X9
(BF6035)	□ OA118 B26C9M7F8W116E28V8R5X9
(BF6034)	◇ OA118 B26C9M7F8W116E43V8R5X9

ELE-L0	ELE-L1	ELE-R1	ELE-R0	REFERENCE INFORMATION		
-40.000	-40.000	-40.000	-40.000	SREF	4.4119	50. FT.
-40.000	-40.000	-40.000	-40.000	LREF	19.2299	INCHES
-40.000	-40.000	-40.000	-40.000	BREF	37.9359	INCHES
				XMRP	43.5974	INCHES
				YMRP	.0000	INCHES
				ZMRP	15.1875	INCHES
				SCALE	.0405	SCALE

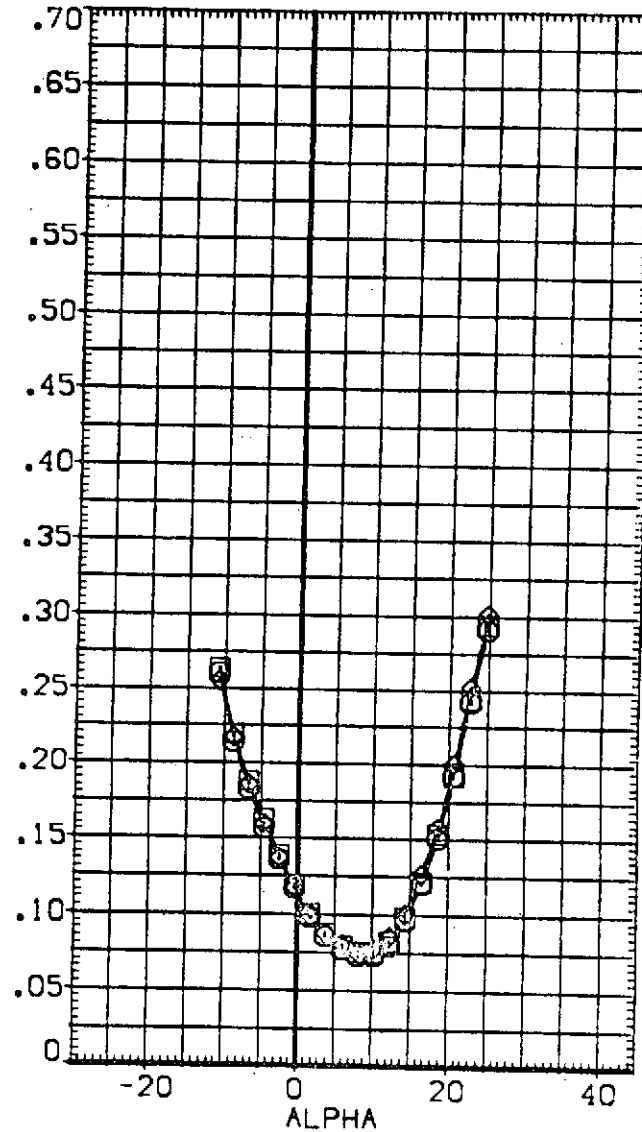
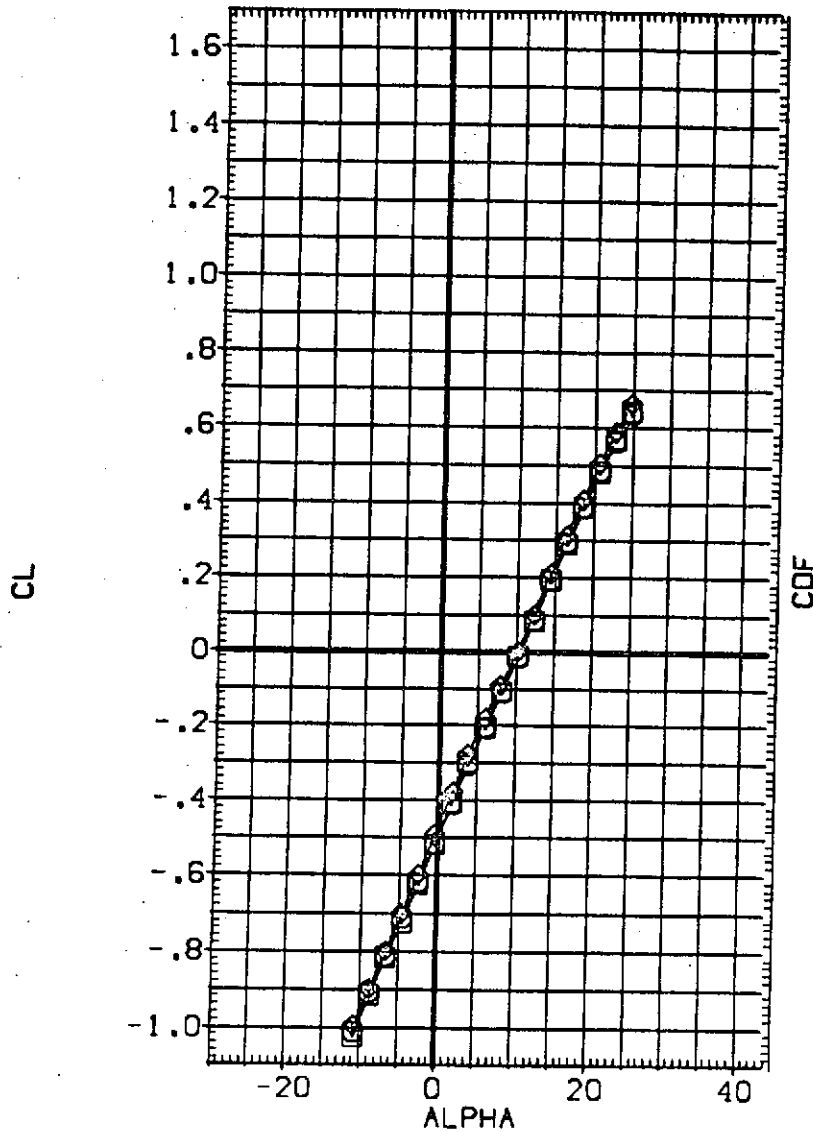


FIG 10 EFFECT OF ELEVON CONFIGURATION, ELEVON = -40 DEG.
 (A) MACH = .26

DATA SET SYMBOL	CONFIGURATION DESCRIPTION
(BF6036)	DA118 B26C9M7FBW116E26V8RSX9
(BF6035)	DA118 B26C9M7FBW116E28V8RSX9
(BF6034)	DA118 B26C9M7FBW116E43V8RSX9

ELE-L0	ELE-L1	ELE-R1	ELE-R0	REFERENCE INFORMATION		
-40.000	-40.000	-40.000	-40.000	SREF	4.4119	50. FT.
-40.000	-40.000	-40.000	-40.000	LREF	19.2299	INCHES
-40.000	-40.000	-40.000	-40.000	BREF	37.9359	INCHES
				XMRP	43.5974	INCHES
				YMRP	.0000	INCHES
				ZMRP	15.1875	INCHES
				SCALE	.0405	SCALE

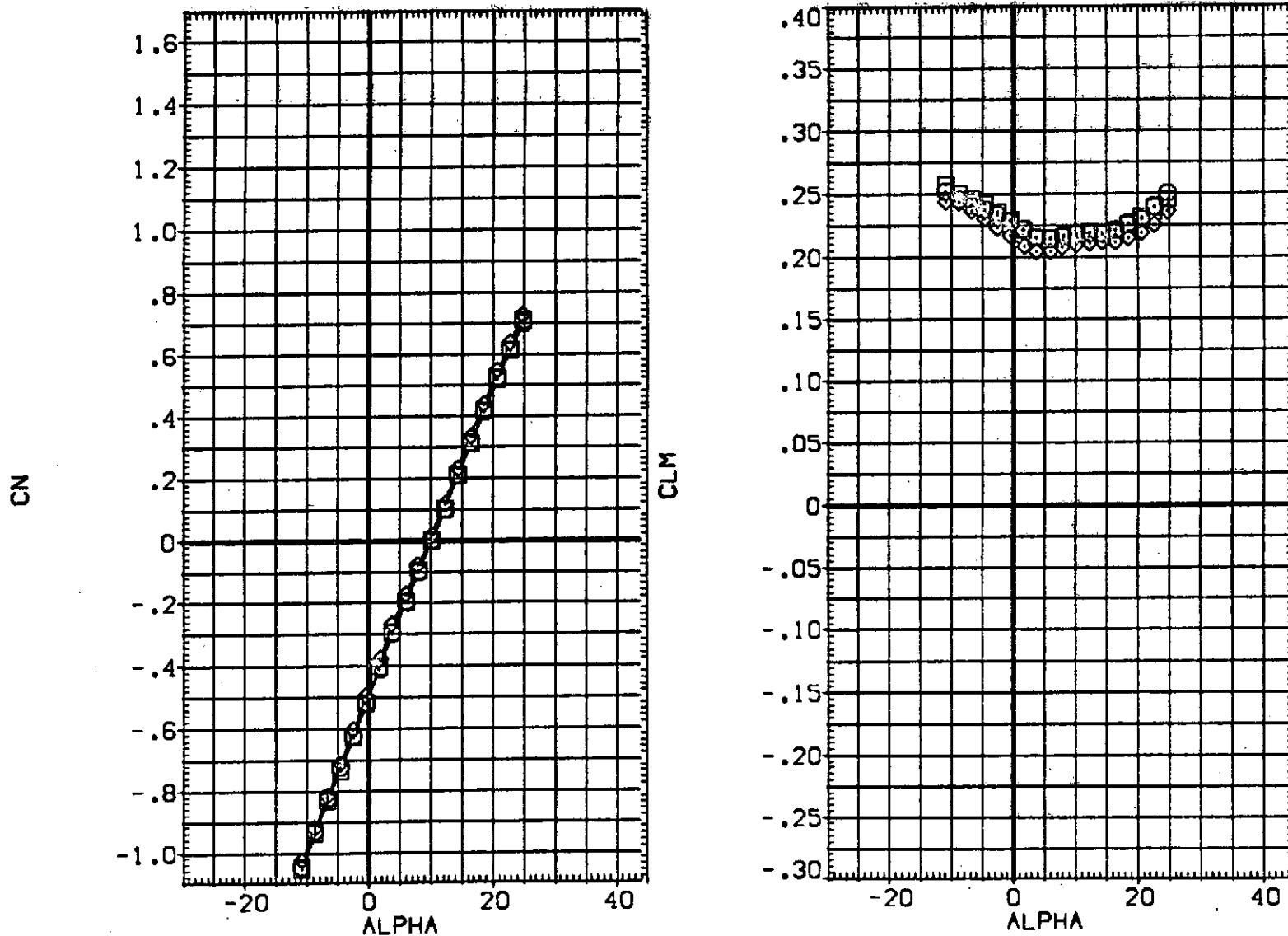


FIG 10 EFFECT OF ELEVON CONFIGURATION, ELEVON = -40 DEG.
 (A)MACH = .26

DATA SET SYMBOL	CONFIGURATION DESCRIPTION
(BF 6036)	QA118 B26C9M7F8W116E26V8R5X9
(BF 6035)	QA118 B26C9M7F8W116E28V8R5X9
(BF 6034)	QA118 B26C9M7F8W116E43V8R5X9

ELE-L0	ELE-L1	ELE-R1	ELE-R0	REFERENCE INFORMATION	
-40.000	-40.000	-40.000	-40.000	SREF	4.4119 SQ.FT.
-40.000	-40.000	-40.000	-40.000	LREF	19.2299 INCHES
-40.000	-40.000	-40.000	-40.000	BREF	37.9359 INCHES
				XMRP	43.5974 INCHES
				YMRP	.0000 INCHES
				ZMRP	15.1875 INCHES
				SCALE	.0405 SCALE

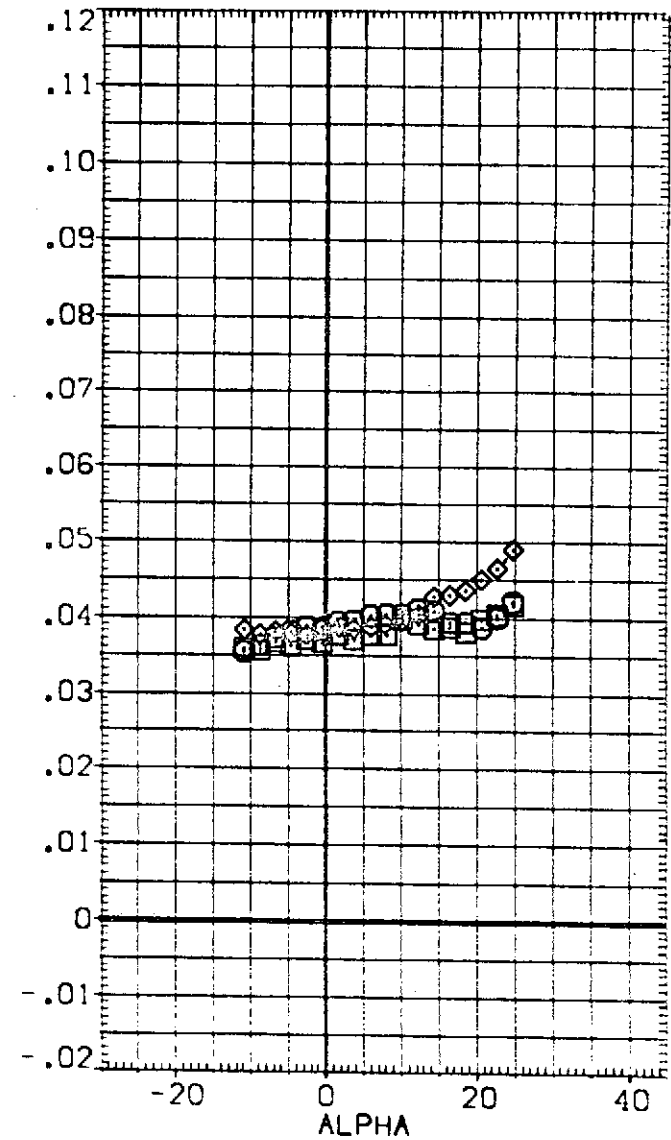
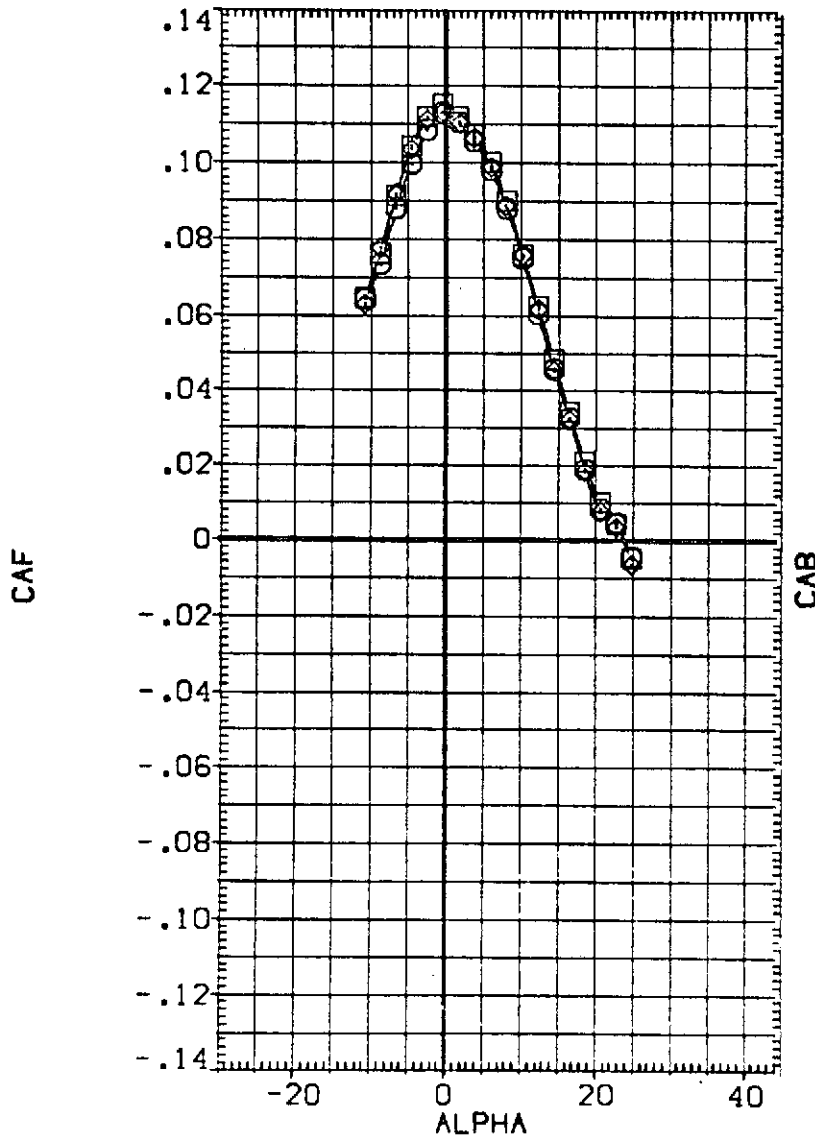


FIG 10 EFFECT OF ELEVON CONFIGURATION, ELEVON = -40 DEG.
 (A) MACH = .26

DATA SET SYMBOL	CONFIGURATION DESCRIPTION
(BF6036)	DA118 B26C9M7F8V116E26V8R5X9
(BF6035)	DA118 B26C9M7F8V116E28V8R5X9
(BF6034)	DA118 B26C9M7F8V116E43V8R5X9

ELE-L0	ELE-L1	ELE-R1	ELE-R0	REFERENCE INFORMATION		
-40.000	-40.000	-40.000	-40.000	SREF	4.4119	SQ.FT.
-40.000	-40.000	-40.000	-40.000	LREF	19.2799	INCHES
-40.000	-40.000	-40.000	-40.000	BREF	37.9359	INCHES
				XMRP	43.5974	INCHES
				YMRP	.0000	INCHES
				ZMRP	15.1875	INCHES
				SCALE	.0405	SCALE

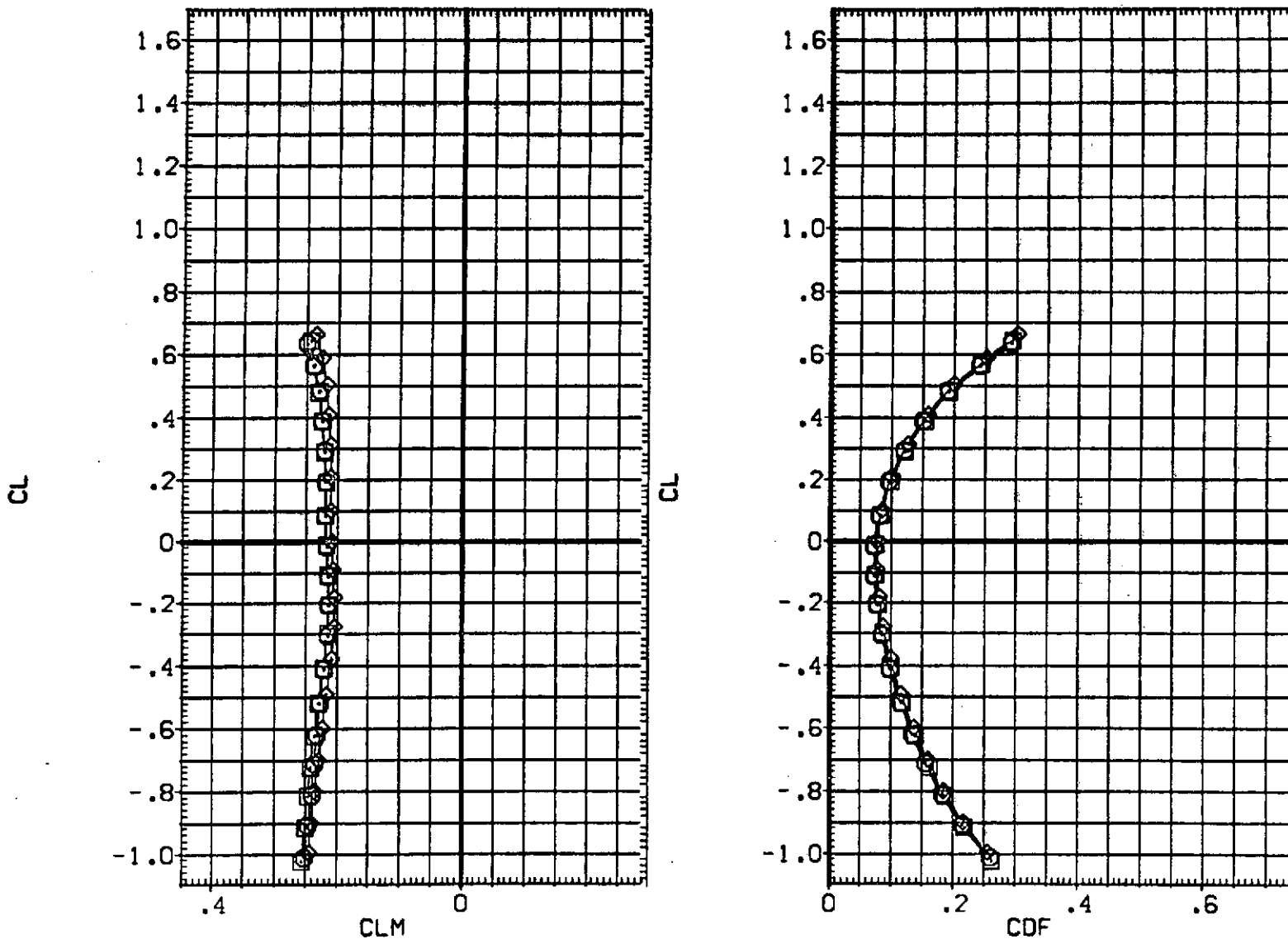


FIG 10 EFFECT OF ELEVON CONFIGURATION, ELEVON = -40 DEG.

(A) MACH = .26

DATA SET SYMBOL	CONFIGURATION DESCRIPTION
(BF6036)	QA118 B26C9M7F8V11832SVR5X9
(BF6035)	QA118 B26C9M7F8V11832SVR5X9
(BF6034)	QA118 B26C9M7F8V11832SVR5X9

ELE-L0	ELE-L1	ELE-R1	ELE-R0	REFERENCE INFORMATION
-40.000	-40.000	-40.000	-40.000	SREF 4.4119 SQ.FT.
-40.000	-40.000	-40.000	-40.000	LREF 19.2299 INCHES
-40.000	-40.000	-40.000	-40.000	BREF 37.9359 INCHES
				XMRP 43.5974 INCHES
				YMRP .0000 INCHES
				ZMRP 15.1875 INCHES
				SCALE .0405 SCALE

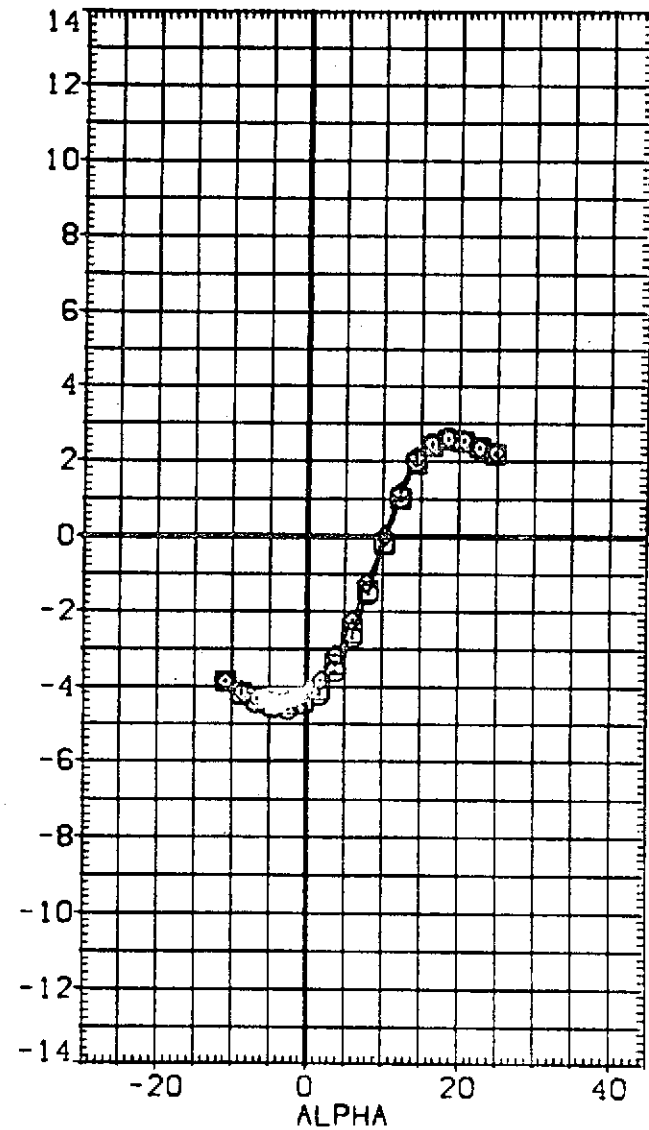
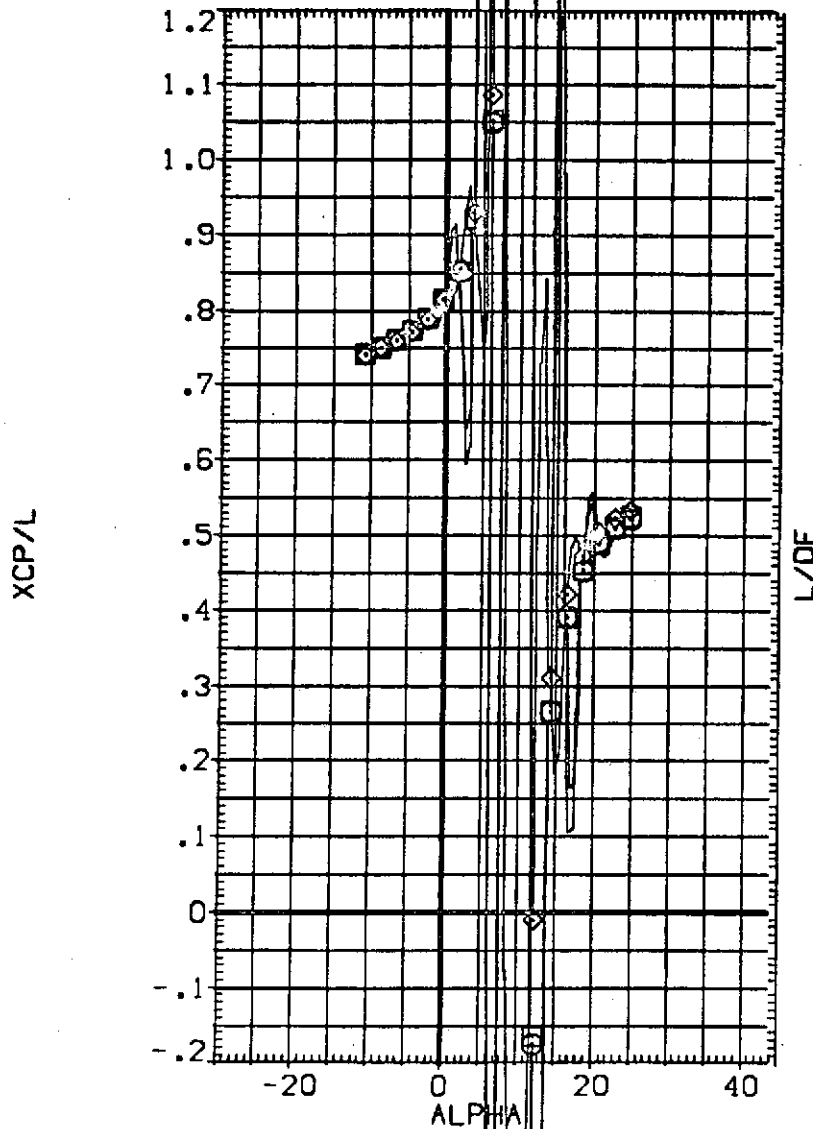


FIG 10 EFFECT OF ELEVON CONFIGURATION, ELEVON = -40 DEG.

(A)MACH = .26

DATA SET SYMBOL	CONFIGURATION DESCRIPTION
(BF6003)	DA118 B26C9M7F8V 16E26V8R5X9
(BF6004)	DA118 B26C9M7F8V 16E28V8R5X9
(BF6020)	DA118 B26C9M7F8V 16E43V8R5X9

ELE-L0	ELE-L1	ELE-R1	ELE-R0	REFERENCE INFORMATION	
5.000	5.000	5.000	5.000	SREF	4.4119 SO.FT.
5.000	5.000	5.000	5.000	LREF	19.2299 INCHES
5.000	5.000	5.000	5.000	BREF	37.9359 INCHES
				XMRP	43.5974 INCHES
				YMRP	.0000 INCHES
				ZMRP	15.1875 INCHES
				SCALE	.0405 SCALE

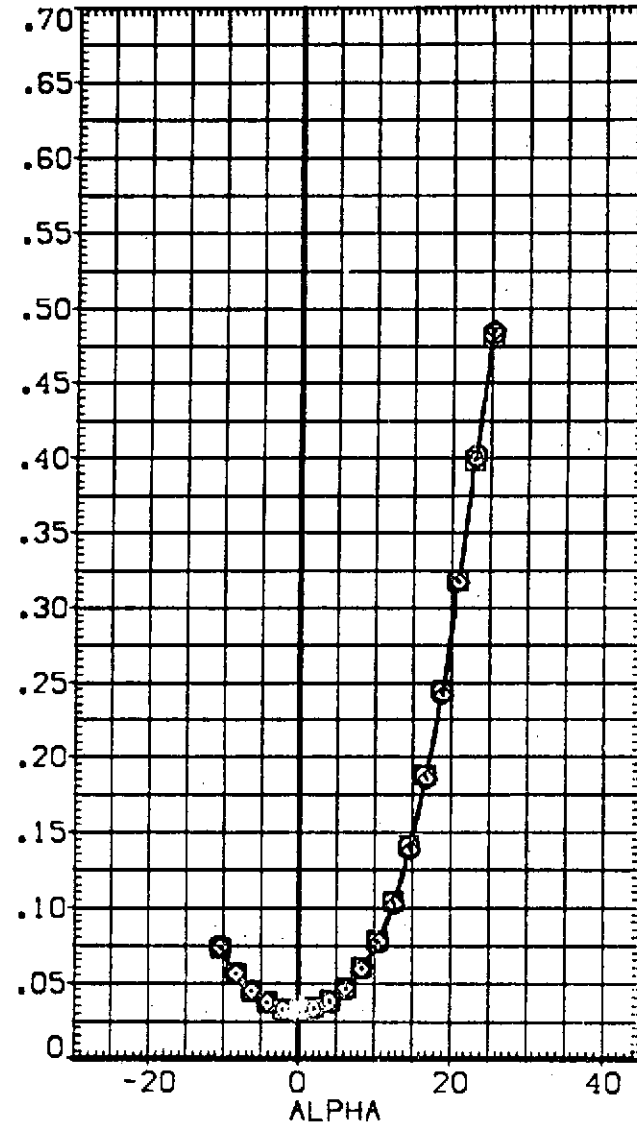
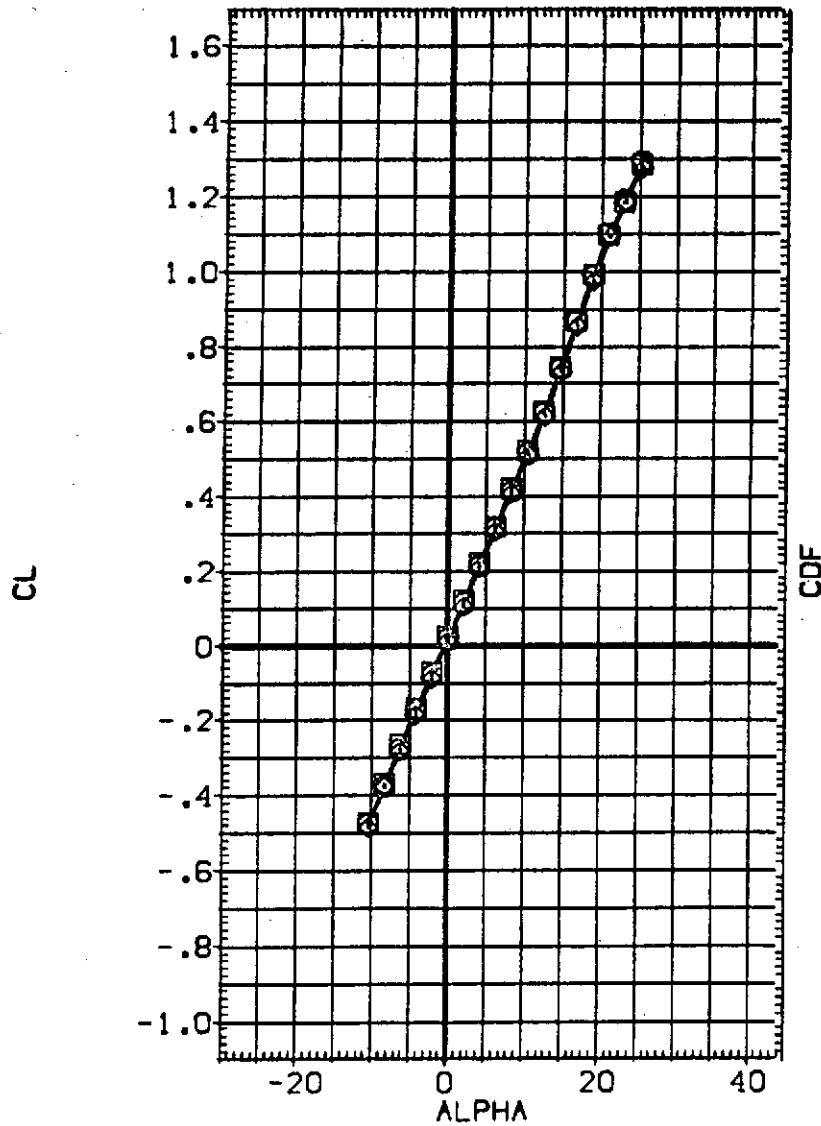


FIG 11 EFFECT OF ELEVON CONFIGURATION, ELEVON = 5 DEG.

(A)MACH = .26

DATA SET SYMBOL	CONFIGURATION DESCRIPTION
(BF6003)	0A118 B26C9M7F8V116E26V8R5X9
(BF6004)	0A118 B26C9M7F8V116E26V8R5X9
(BF6020)	0A118 B26C9M7F8V116E43V8R5X9

ELE-L0	ELE-L1	ELE-R1	ELE-R0	REFERENCE INFORMATION	
5.000	5.000	5.000	5.000	SREF	4.4119 SQ. FT.
5.000	5.000	5.000	5.000	LREF	19.2299 INCHES
5.000	5.000	5.000	5.000	BREF	37.9359 INCHES
				XMRP	43.5974 INCHES
				YMRP	.0000 INCHES
				ZMRP	15.1875 INCHES
				SCALE	.0405 SCALE

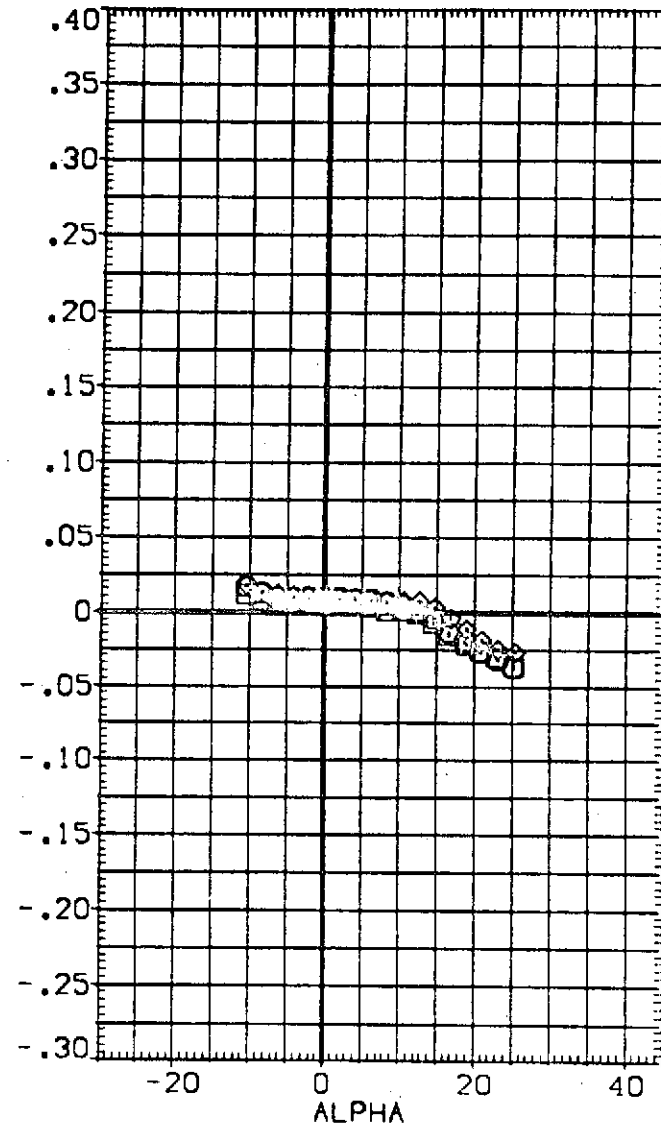
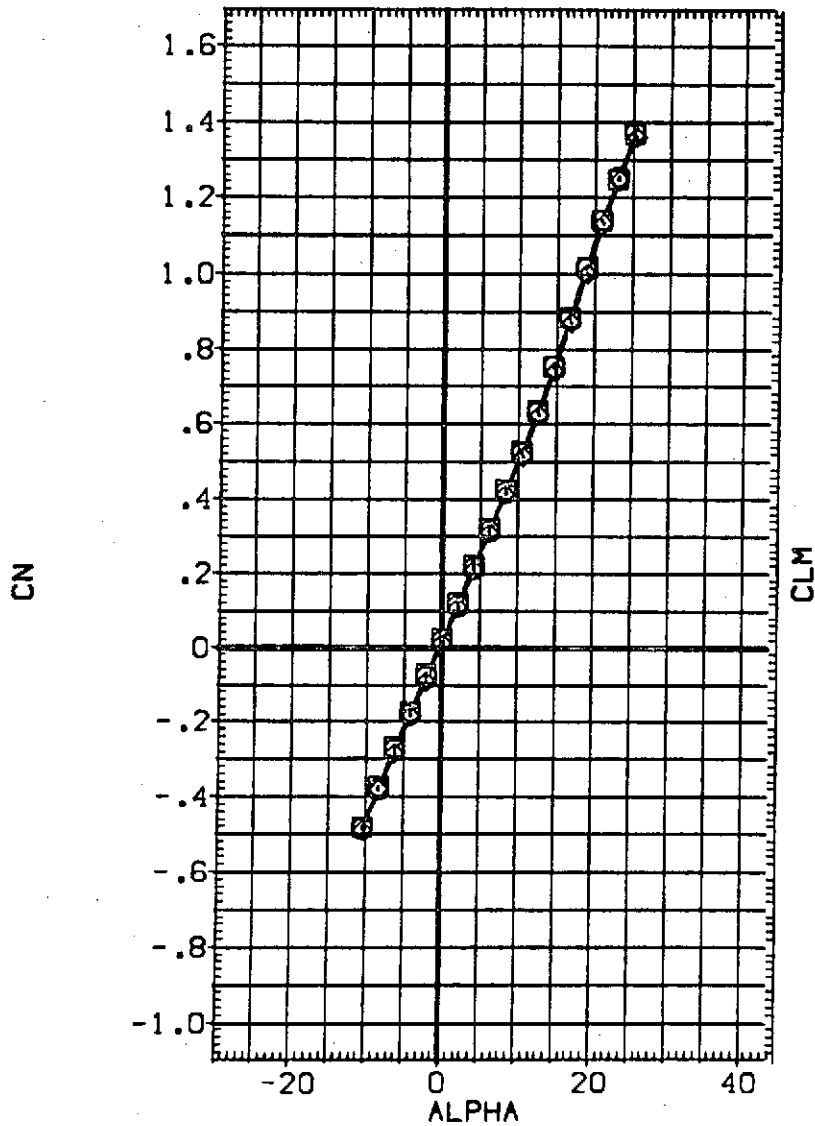


FIG 11 EFFECT OF ELEVON CONFIGURATION, ELEVON = 5 DEG.

(A) MACH = .26

DATA SET SYMBOL	CONFIGURATION DESCRIPTION
(BF6003)	0A118 B26C9M7F8W116E26V8R5X9
(BF6004)	0A118 B26C9M7F8W116E28V8R5X9
(BF6020)	0A118 B26C9M7F8W116E43V8R5X9

ELE-L0	ELE-L1	ELE-R1	ELE-R0	REFERENCE INFORMATION		
5.000	5.000	5.000	5.000	SREF	4.4119	90 FT.
5.000	5.000	5.000	5.000	LREF	19.2299	INCHES
5.000	5.000	5.000	5.000	BREF	37.9359	INCHES
				XMRP	43.5974	INCHES
				YMRP	.0000	INCHES
				ZMRP	15.1875	INCHES
				SCALE	.0405	SCALE

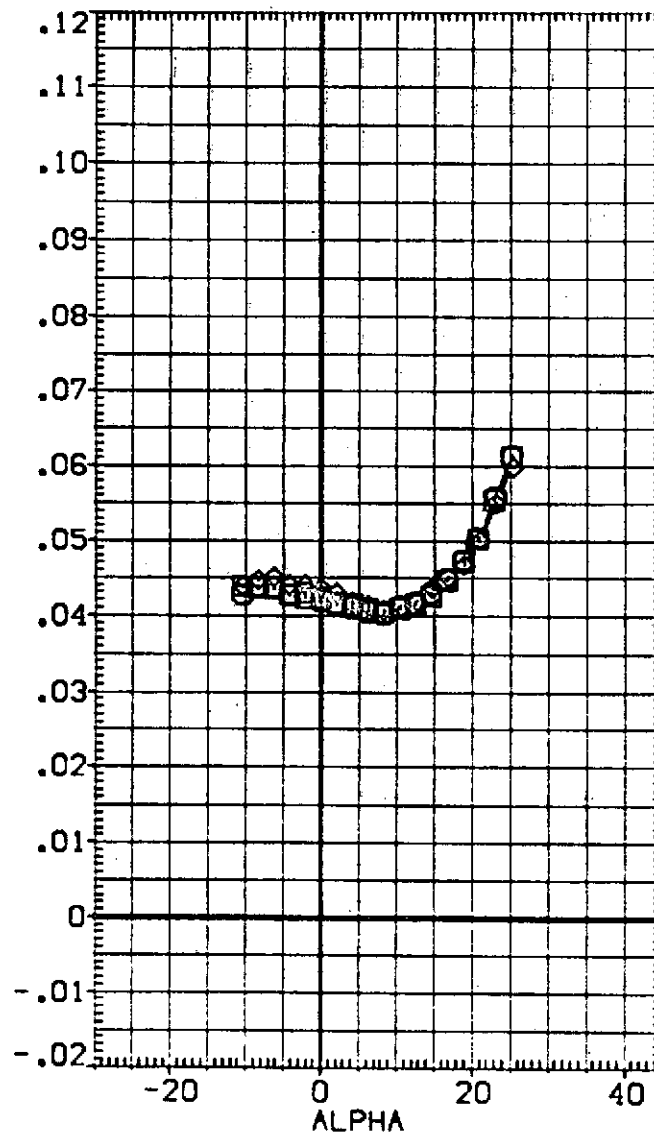
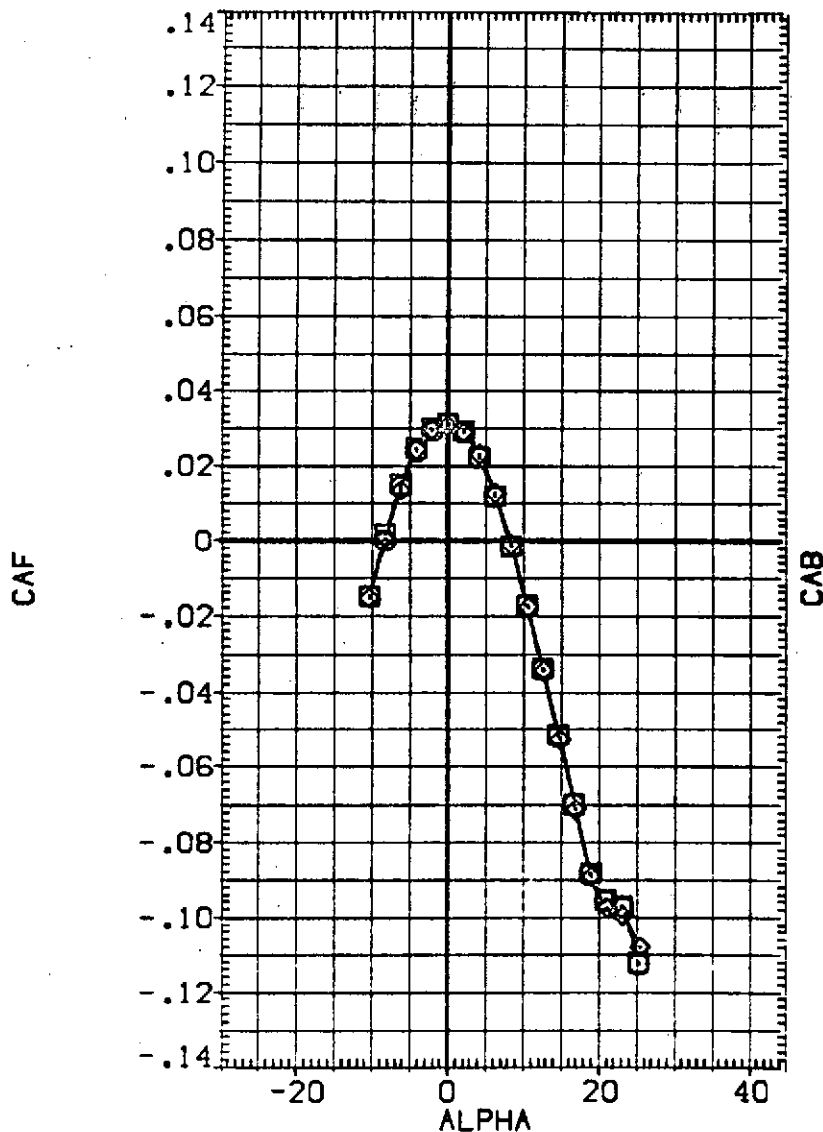


FIG 11 EFFECT OF ELEVON CONFIGURATION, ELEVON = 5 DEG.
 (A)MACH = .26

DATA SET SYMBOL	CONFIGURATION DESCRIPTION
(BF6003)	□ B26C9M7F8W116E26V8RSX9
(BF6004)	○ B26C9M7F8W116E26V8RSX9
(BF6020)	◇ B26C9M7F8W116E43V8RSX9

ELE-L0	ELE-L1	ELE-R1	ELE-R0	REFERENCE INFORMATION	
5.000	5.000	5.000	5.000	SREF	4.4119 SO. FT.
5.000	5.000	5.000	5.000	LREF	19.2299 INCHES
5.000	5.000	5.000	5.000	BREF	37.9359 INCHES
				XMRP	43.5974 INCHES
				YMRP	.0000 INCHES
				ZMRP	15.1875 INCHES
				SCALE	.0405 SCALE

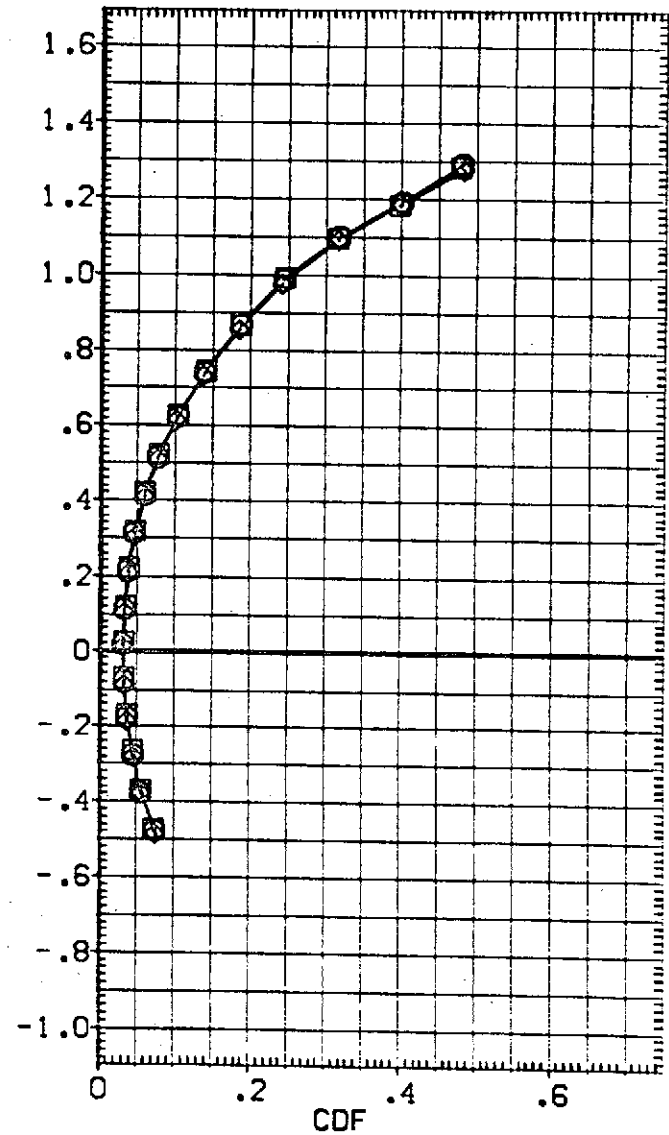
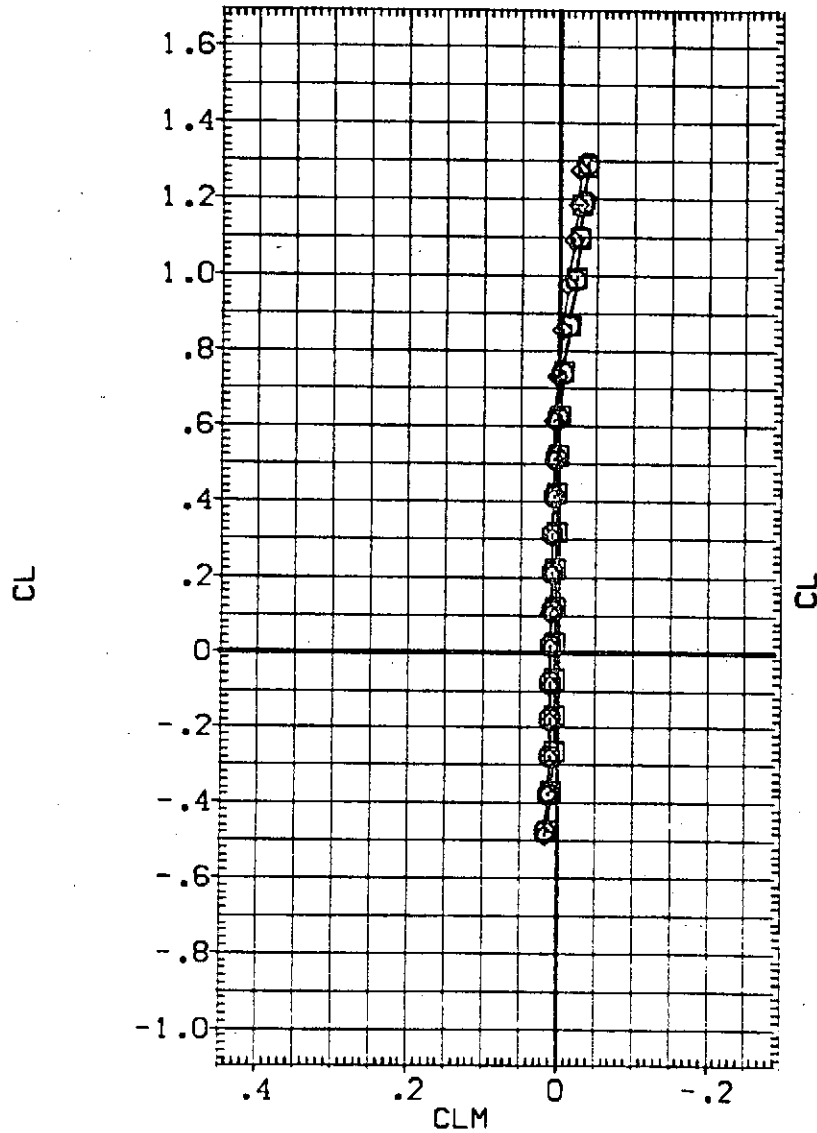


FIG 11 EFFECT OF ELEVON CONFIGURATION, ELEVON = 5 DEG.
 (A) MACH = .26

DATA SET SYMBOL	CONFIGURATION DESCRIPTION
(BF6003)	0A118 B26C9M7F8V11E26V8R5X9
(BF6004)	0A118 B26C9M7F8V11E26V8R5X9
(BF6020)	0A118 B26C9M7F8V11E43V8R5X9

ELE-L0	ELE-L1	ELE-R1	ELE-R0	REFERENCE INFORMATION		
5.000	5.000	5.000	5.000	SREF	4.4119	50. FT.
5.000	5.000	5.000	5.000	LREF	19.2299	INCHES
5.000	5.000	5.000	5.000	BREF	37.9359	INCHES
				XMRP	43.5974	INCHES
				YMRP	.0000	INCHES
				ZMRP	15.1875	INCHES
				SCALE	.0405	SCALE

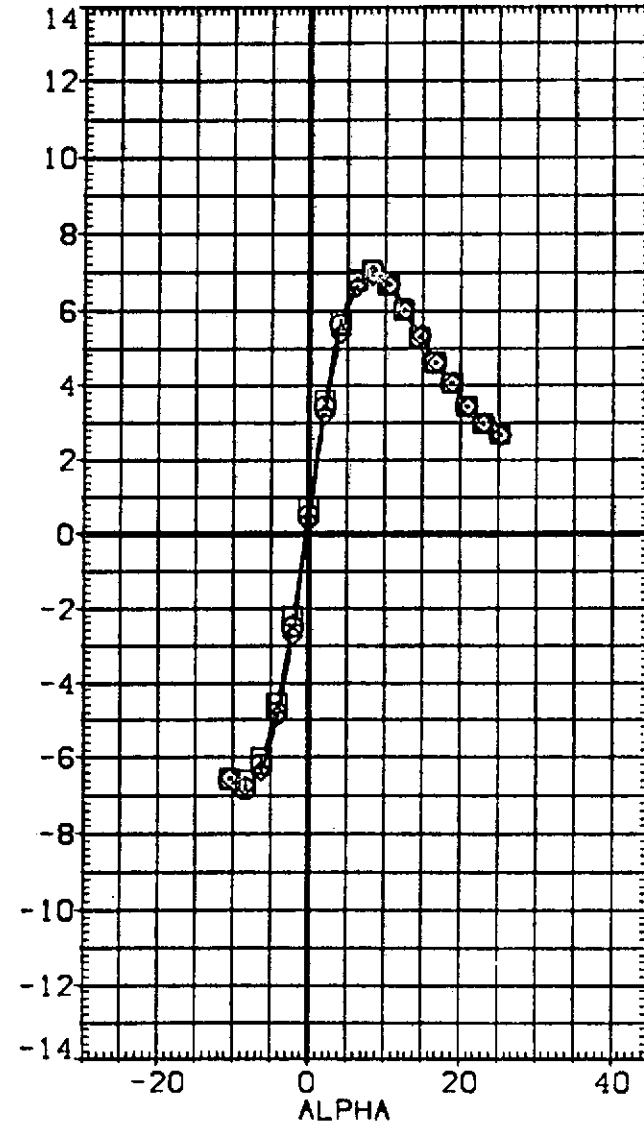
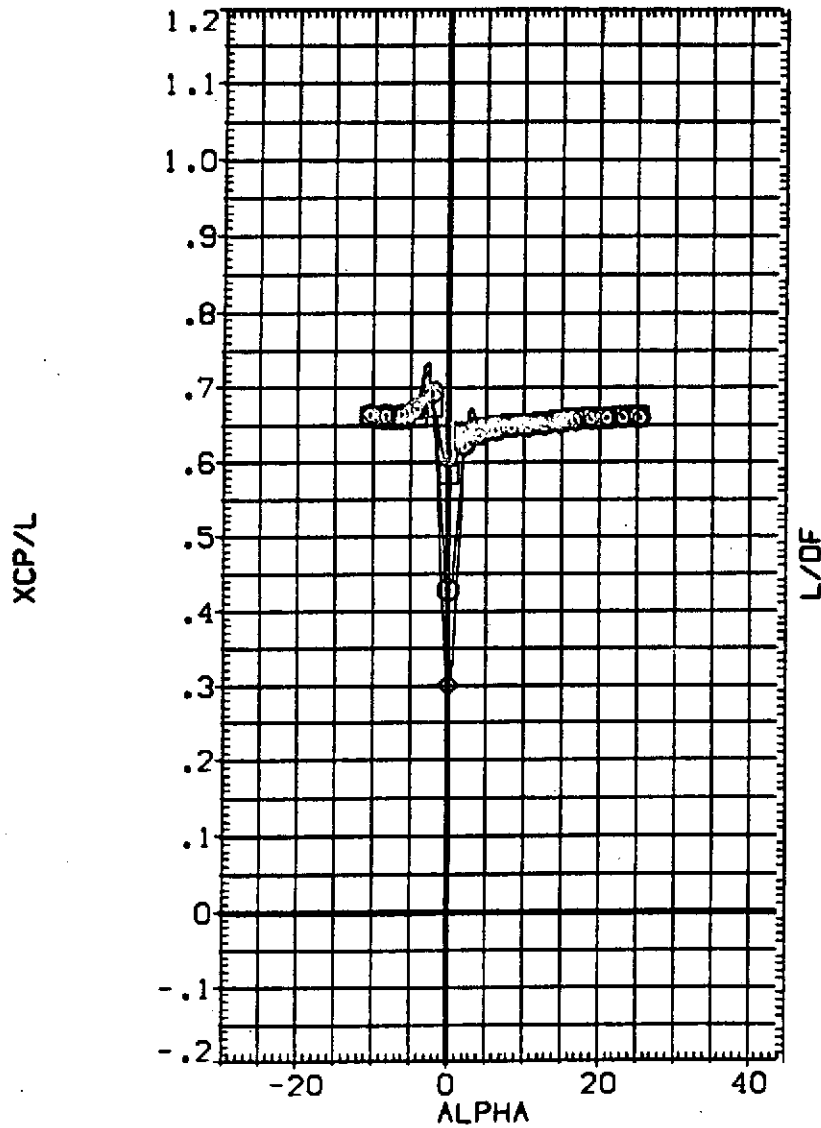


FIG 11 EFFECT OF ELEVON CONFIGURATION, ELEVON = 5 DEG.
 (A) MACH = .26

DATA SET SYMBOL	CONFIGURATION DESCRIPTION
(BF6013)	OA118 B26C9M7F8V116E26V8R5X9
(BF6012)	OA118 B26C9M7F8V116E28V8R5X9
(BF6021)	OA118 B26C9M7F8V116E43V8R5X9

ELE-L0	ELE-L1	ELE-R1	ELE-R0	REFERENCE INFORMATION		
10.000	10.000	10.000	10.000	SREF	4.4119	50. FT.
10.000	10.000	10.000	10.000	LREF	19.2299	INCHES
10.000	10.000	10.000	10.000	BREF	37.9359	INCHES
				XMRP	43.5974	INCHES
				YMRP	.0000	INCHES
				ZMRP	15.1875	INCHES
				SCALE	.0405	SCALE

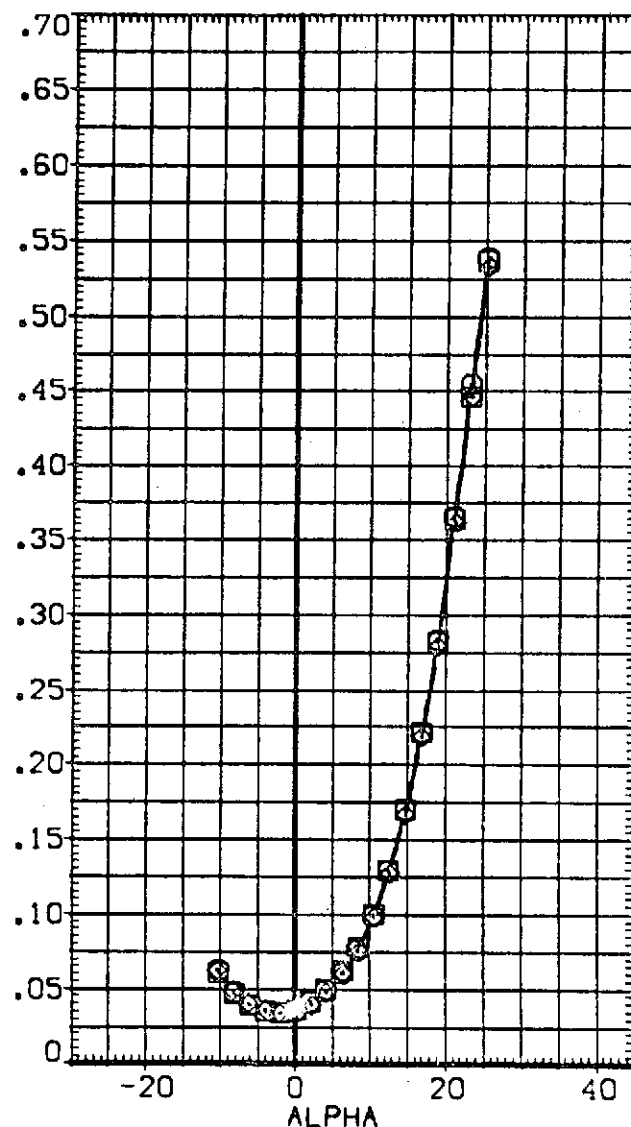
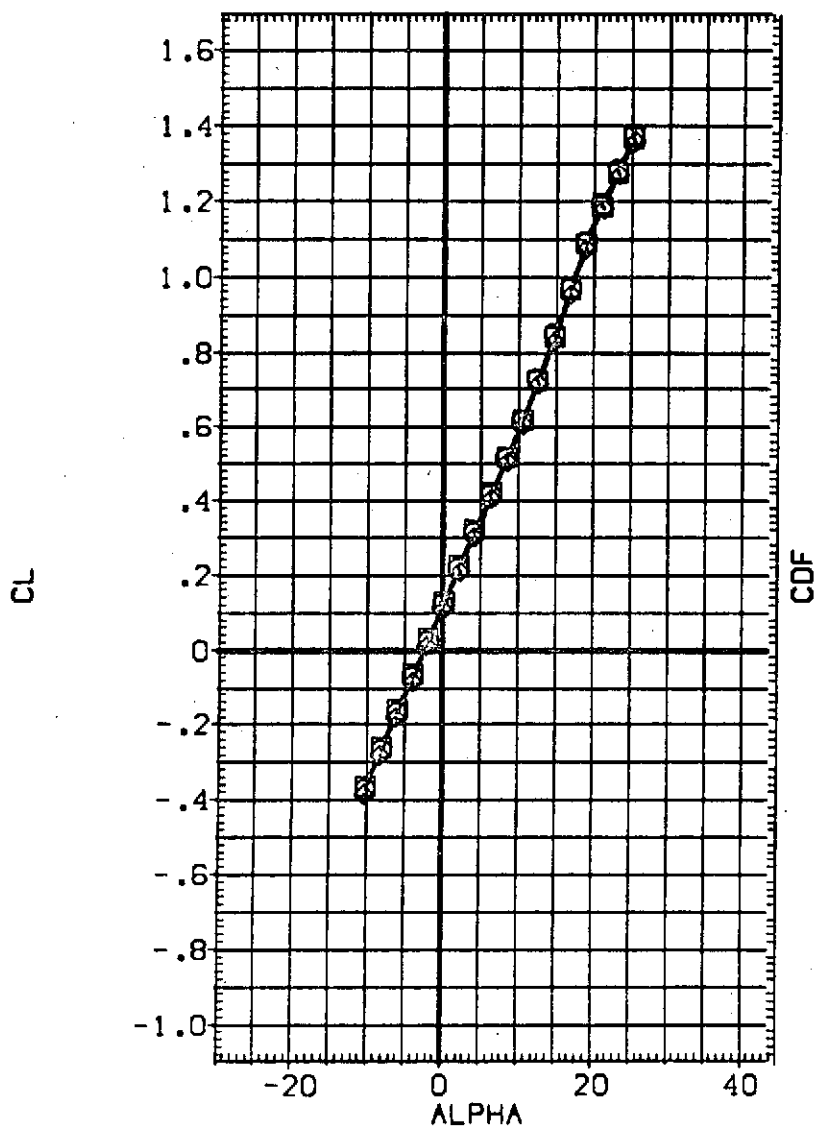


FIG 12 EFFECT OF ELEVON CONFIGURATION, ELEVON = 10 DEG.
 (A)MACH = .26

DATA SET SYMBOL	CONFIGURATION DESCRIPTION
(BF6013)	□ OA118 B26C9M7F8V116E26V8R5X9
(BF6012)	◇ OA118 B26C9M7F8V116E28V8R5X9
(B-6021)	◇ OA118 B26C9M7F8V116E43V8R5X9

ELE-L0	ELE-L1	ELE-R1	ELE-R0	REFERENCE INFORMATION		
10.000	10.000	10.000	10.000	SREF	4.4119	50. FT.
10.000	10.000	10.000	10.000	LREF	19.2299	INCHES
10.000	10.000	10.000	10.000	BREF	37.9359	INCHES
				XMRP	43.5974	INCHES
				YMRP	.0000	INCHES
				ZMRP	15.1675	INCHES
				SCALE	.0405	SCALE

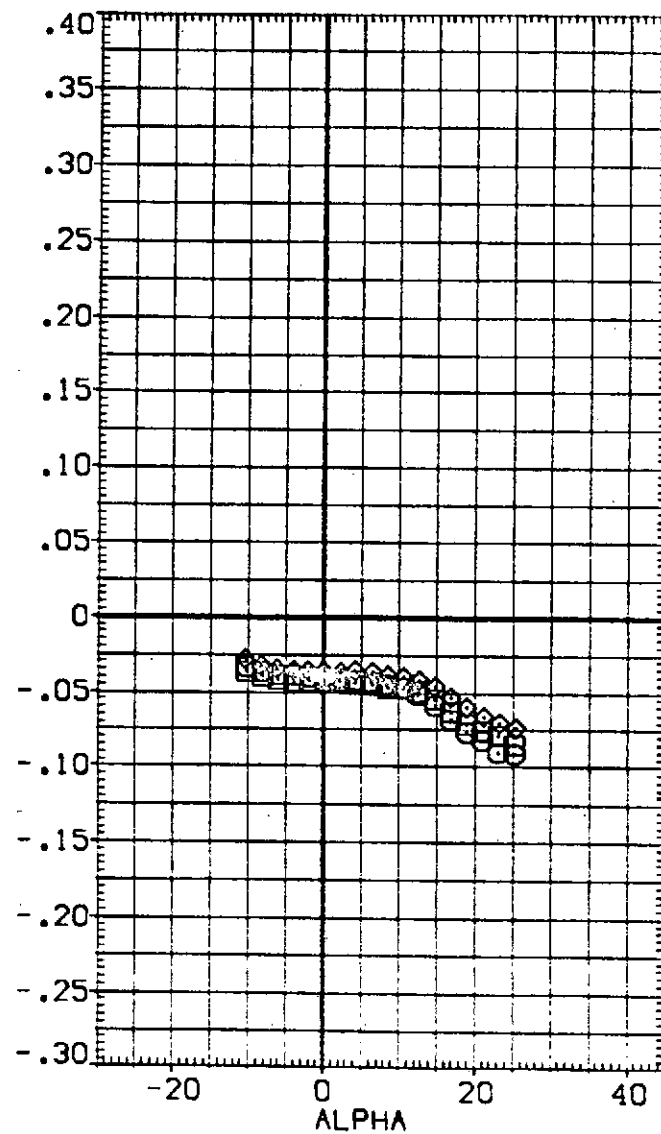
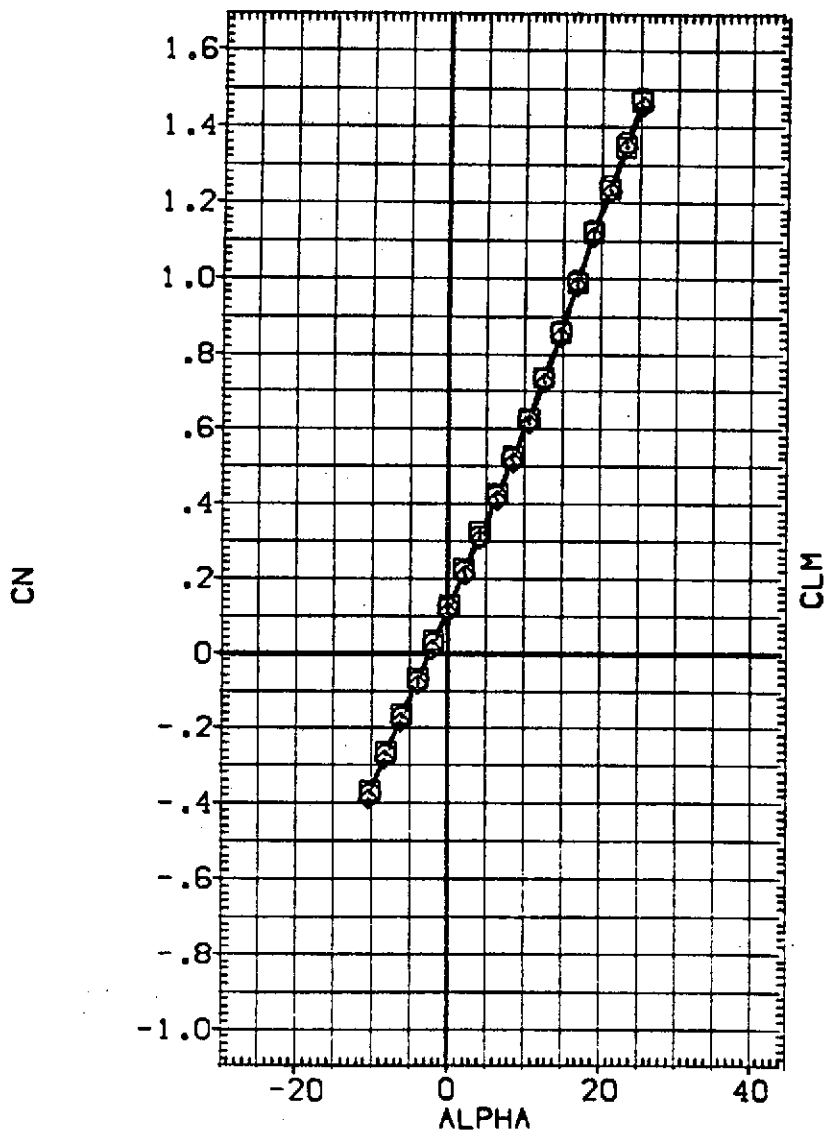


FIG 12 EFFECT OF ELEVON CONFIGURATION, ELEVON = 10 DEG.
 (A)MACH = .26

DATA SET SYMBOL	CONFIGURATION DESCRIPTION
(BF6013)	OA118 B26C9M7F8V116E26V8RSX9
(BF6012)	OA118 B26C9M7F8V116E28V8RSX9
(BF6021)	OA118 B26C9M7F8V116E43V8RSX9

ELE-L0	ELE-L1	ELE-R1	ELE-R0	REFERENCE INFORMATION	
10.000	10.000	10.000	10.000	SREF	4.4119 SQ. FT.
10.000	10.000	10.000	10.000	LREF	19.2299 INCHES
10.000	10.000	10.000	10.000	BREF	37.9359 INCHES
				XMRP	43.5974 INCHES
				YMRP	.0000 INCHES
				ZMRP	15.1875 INCHES
				SCALE	.0405 SCALE

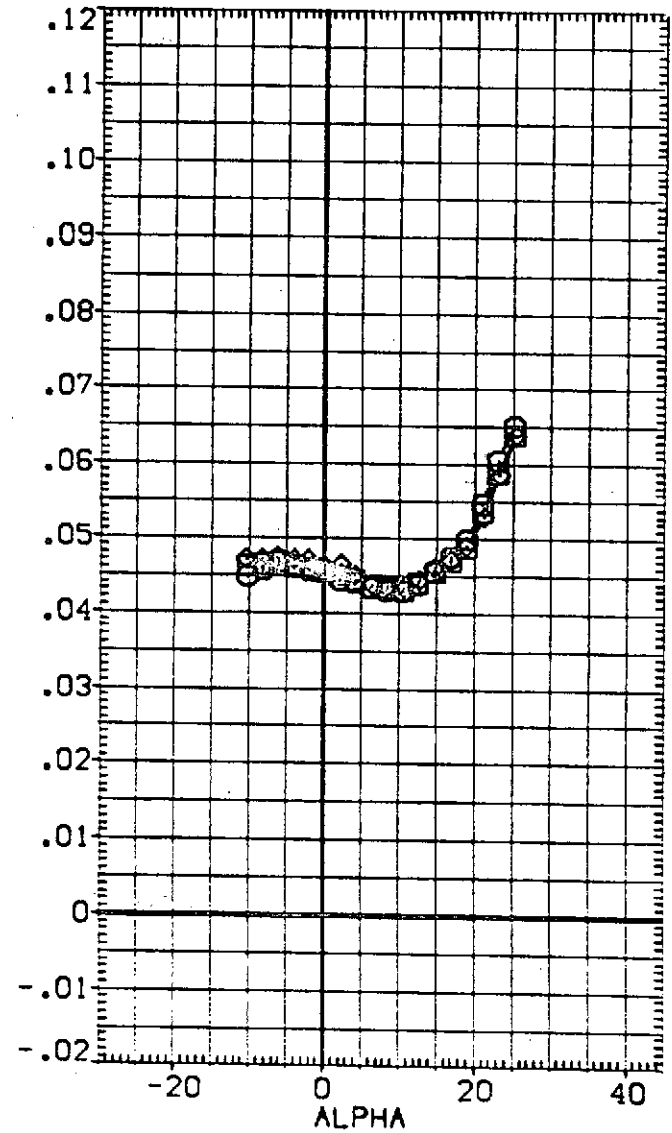
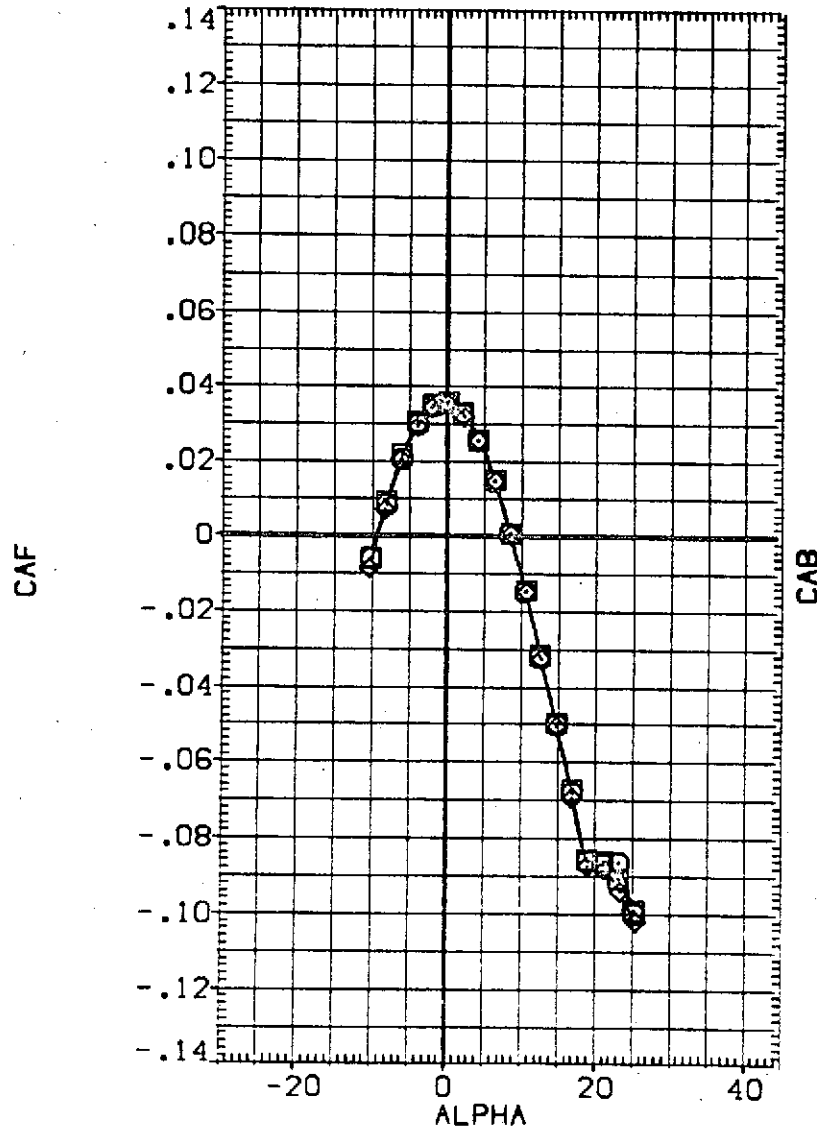


FIG 12 EFFECT OF ELEVON CONFIGURATION, ELEVON = 10 DEG.
 (A)MACH = .26

DATA SET SYMBOL	CONFIGURATION DESCRIPTION
(BF6013)	□ OA118 B26C9M7F8W116E26V8R5X9
(BF6012)	○ OA118 B26C9M7F8W116E26V8R5X9
(BF6021)	◇ OA118 B26C9M7F8W116E43V8R5X9

ELE-LO	ELE-LI	ELE-RI	ELE-RO	REFERENCE INFORMATION	
10.000	10.000	10.000	10.000	SREF	4.4119 SQ.FT.
10.000	10.000	10.000	10.000	LREF	19.2299 INCHES
10.000	10.000	10.000	10.000	BREF	37.9359 INCHES
				XMRP	43.5974 INCHES
				YMRP	.0000 INCHES
				ZMRP	15.1875 INCHES
				SCALE	.0405 SCALE

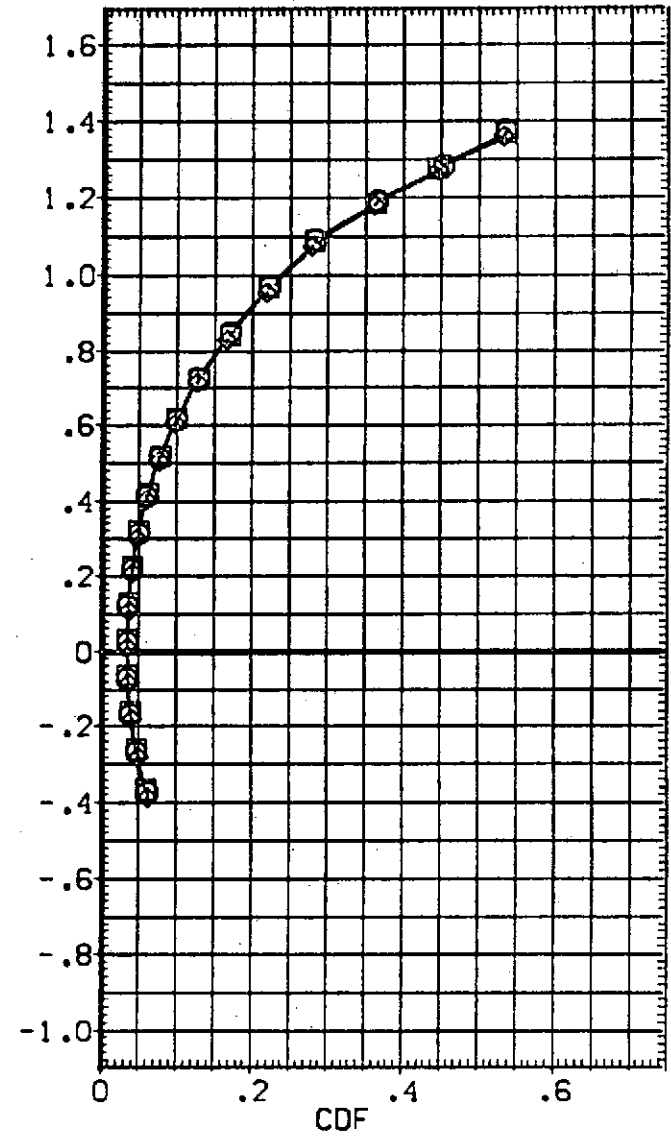
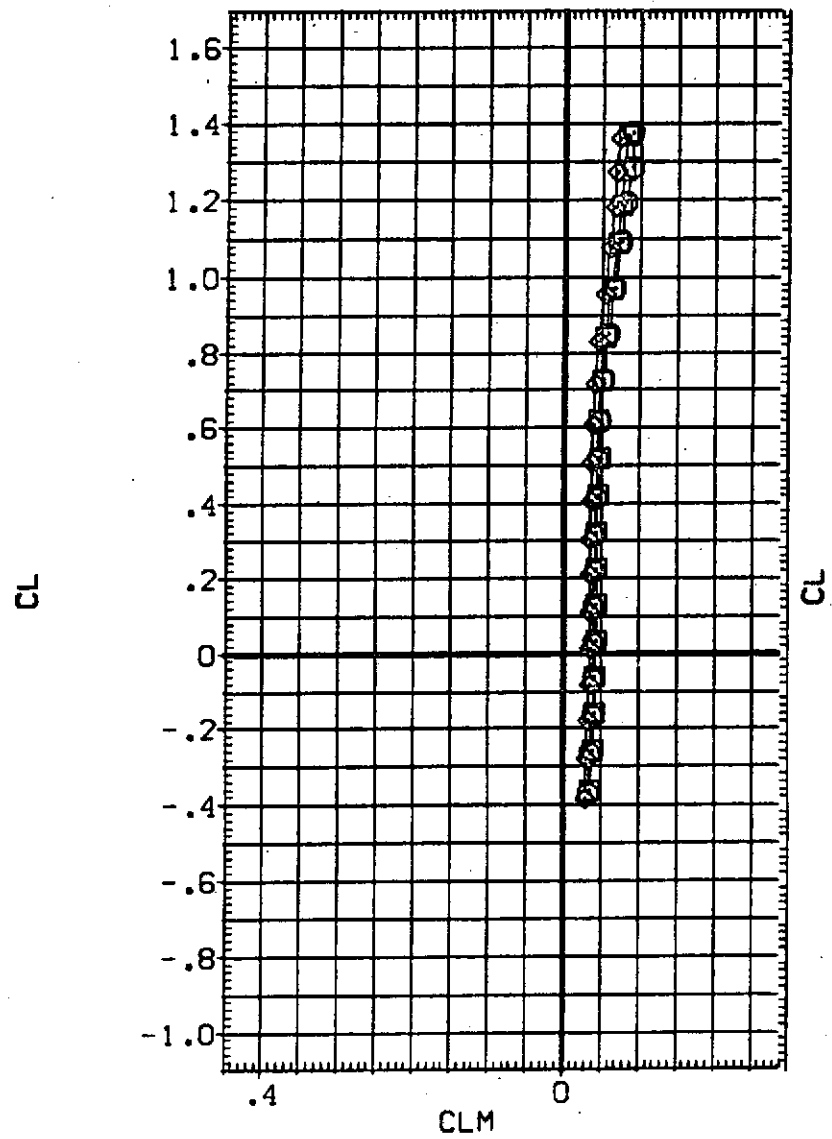


FIG 12 EFFECT OF ELEVON CONFIGURATION, ELEVON = 10 DEG.
 (A)MACH = .26

DATA SET SYMBOL	CONFIGURATION DESCRIPTION
(BF6013)	OA118 B26C9M7F8V116E26V8R5X9
(BF6012)	OA118 B26C9M7F8V116E28V8R5X9
(BF6021)	OA118 B26C9M7F8V116E43V8R5X9

ELE-L0	ELE-L1	ELE-R1	ELE-R0	REFERENCE INFORMATION		
10.000	10.000	10.000	10.000	SREF	4.4119	SQ.FT.
10.000	10.000	10.000	10.000	LREF	19.2299	INCHES
10.000	10.000	10.000	10.000	BREF	37.9359	INCHES
				XMRP	43.5974	INCHES
				YMRP	.0000	INCHES
				ZMRP	15.1875	INCHES
				SCALE	.0405	SCALE

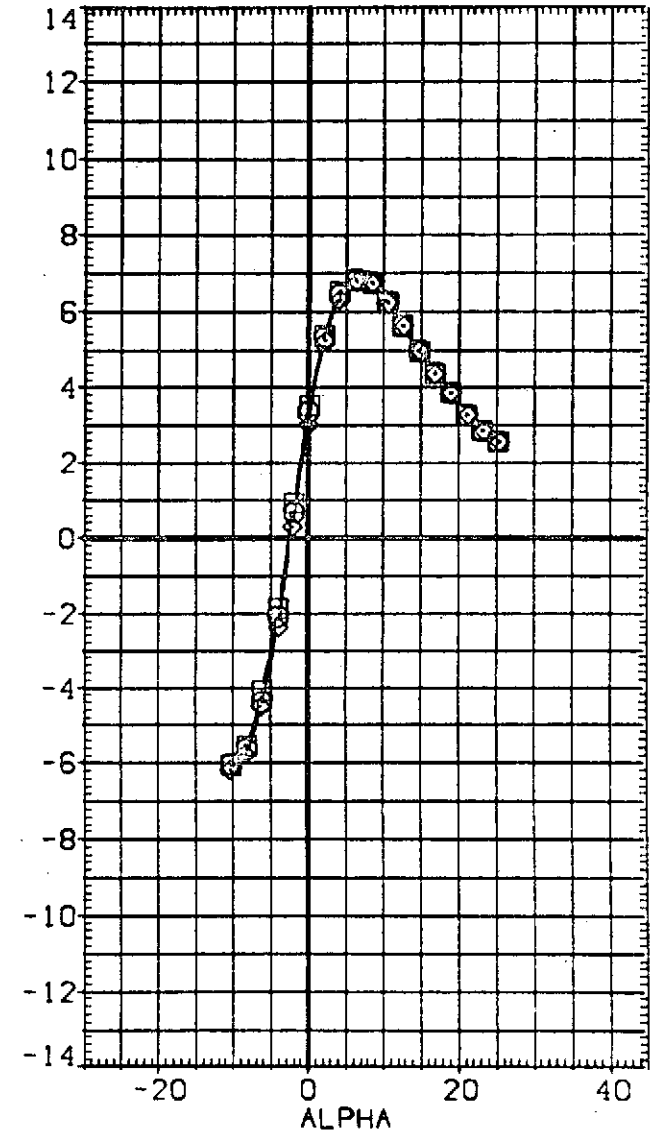
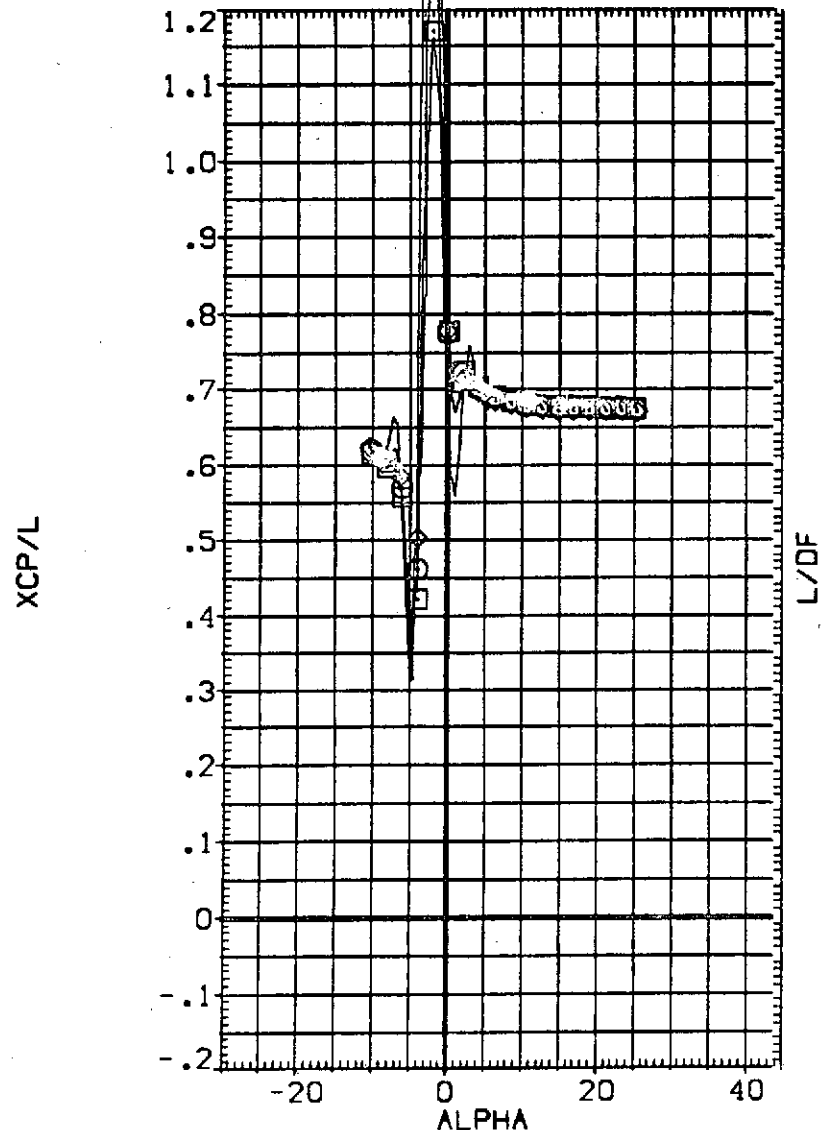


FIG 12 EFFECT OF ELEVON CONFIGURATION, ELEVON = 10 DEG.
 (A) MACH = .26

DATA SET SYMBOL	CONFIGURATION DESCRIPTION
[BF6007]	OA118 B26C9M7F8V116E26V8R5X9
[BF6008]	OA118 B26C9M7F8V116E28V8R5X9
[BF6022]	OA118 B26C9M7F8V116E43V8R5X9

ELE-L0	ELE-L1	ELE-R1	ELE-R0	REFERENCE INFORMATION		
15.000	15.000	15.000	15.000	SREF	4.4119	SQ.FT.
15.000	15.000	15.000	15.000	LREF	19.2299	INCHES
15.000	15.000	15.000	15.000	BREF	37.9359	INCHES
				XMRP	43.5974	INCHES
				YMRP	.0000	INCHES
				ZMRP	15.1875	INCHES
				SCALE	.0405	SCALE

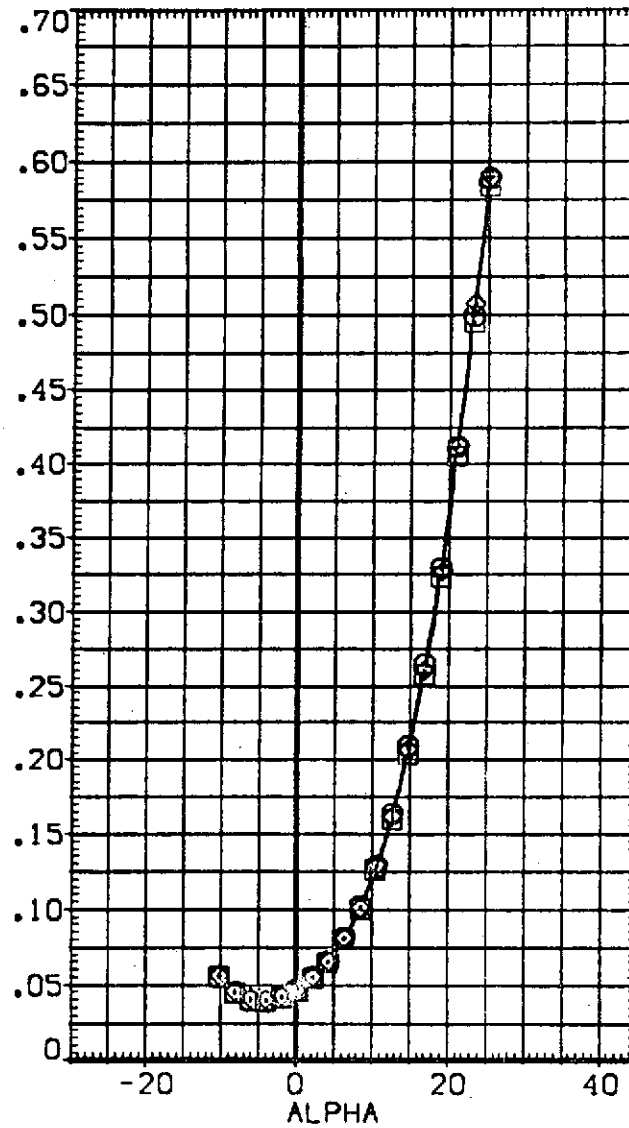
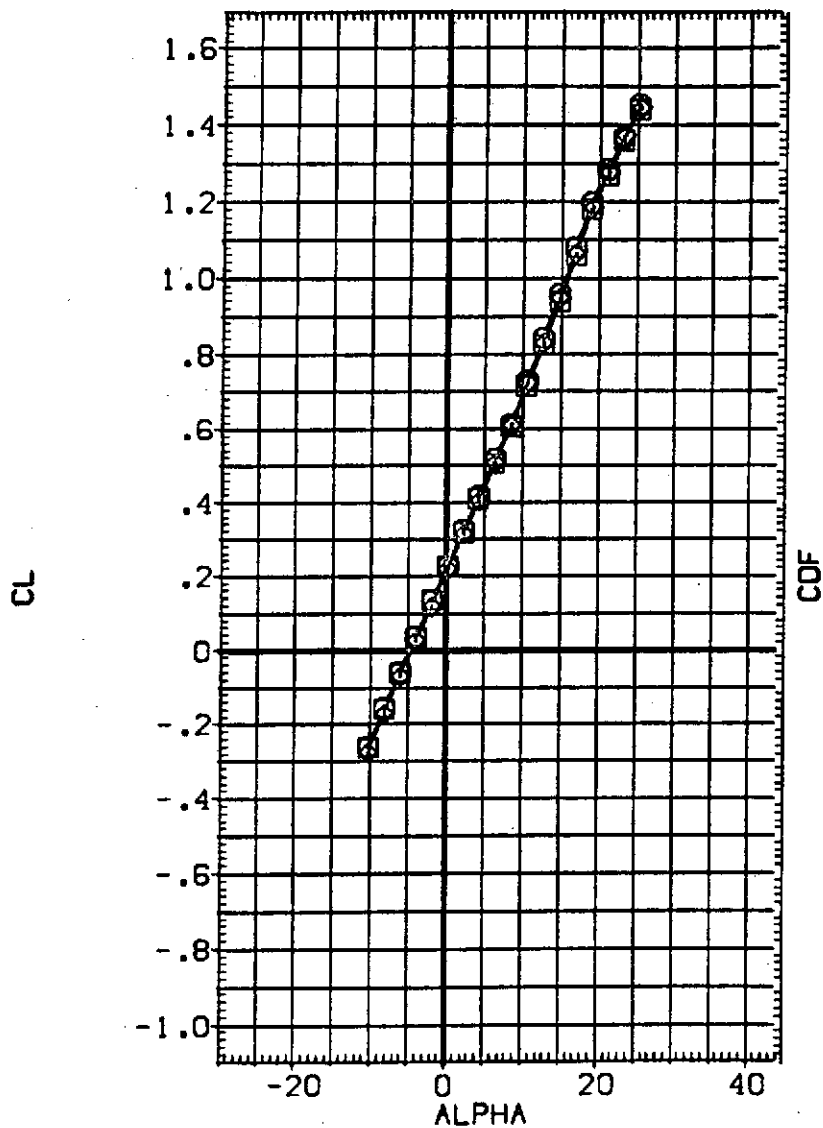


FIG 13 EFFECT OF ELEVON CONFIGURATION, ELEVON = 15 DEG.
 (A)MACH = .26

DATA SET SYMBOL	CONFIGURATION DESCRIPTION
(BF6007)	DA118 B26C9M7FBW116E26V8RSX9
(BF6008)	DA118 B26C9M7FBW116E28V8RSX9
(BF6022)	DA118 B26C9M7FBW116E43V8RSX9

ELE-L0	ELE-L1	ELE-R1	ELE-R0	REFERENCE INFORMATION
15.000	15.000	15.000	15.000	SREF 4.4119 SQ. FT.
15.000	15.000	15.000	15.000	LREF 19.2299 INCHES
15.000	15.000	15.000	15.000	BREF 37.9359 INCHES
				XMRP 43.5974 INCHES
				YMRP .0000 INCHES
				ZMRP 15.1875 INCHES
				SCALE .0405 SCALE

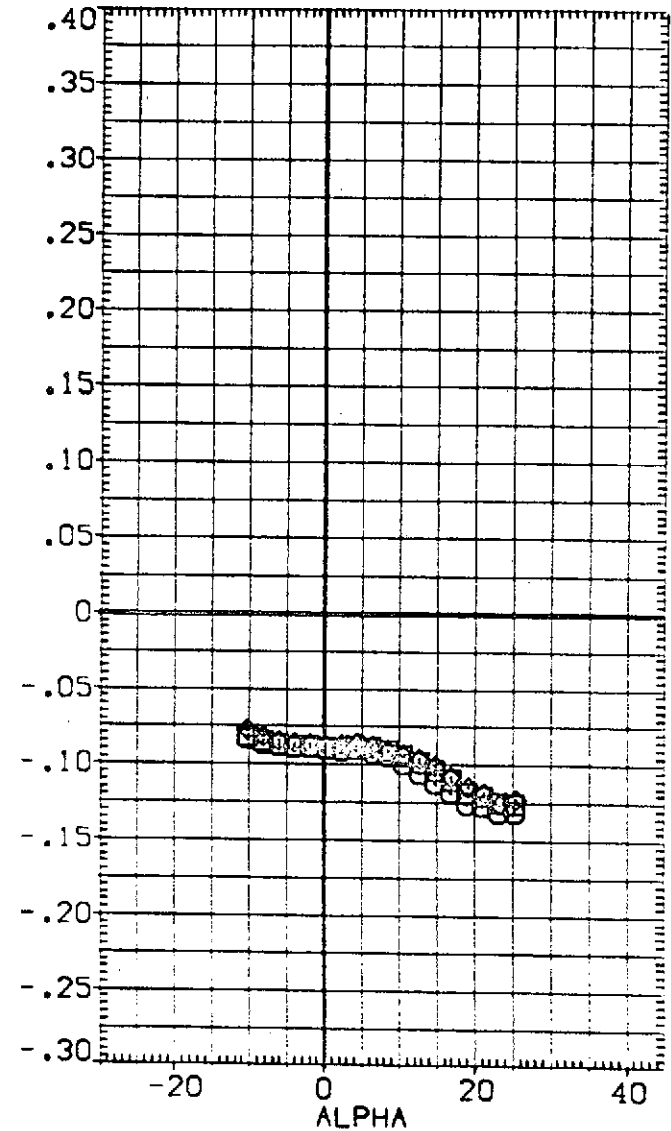
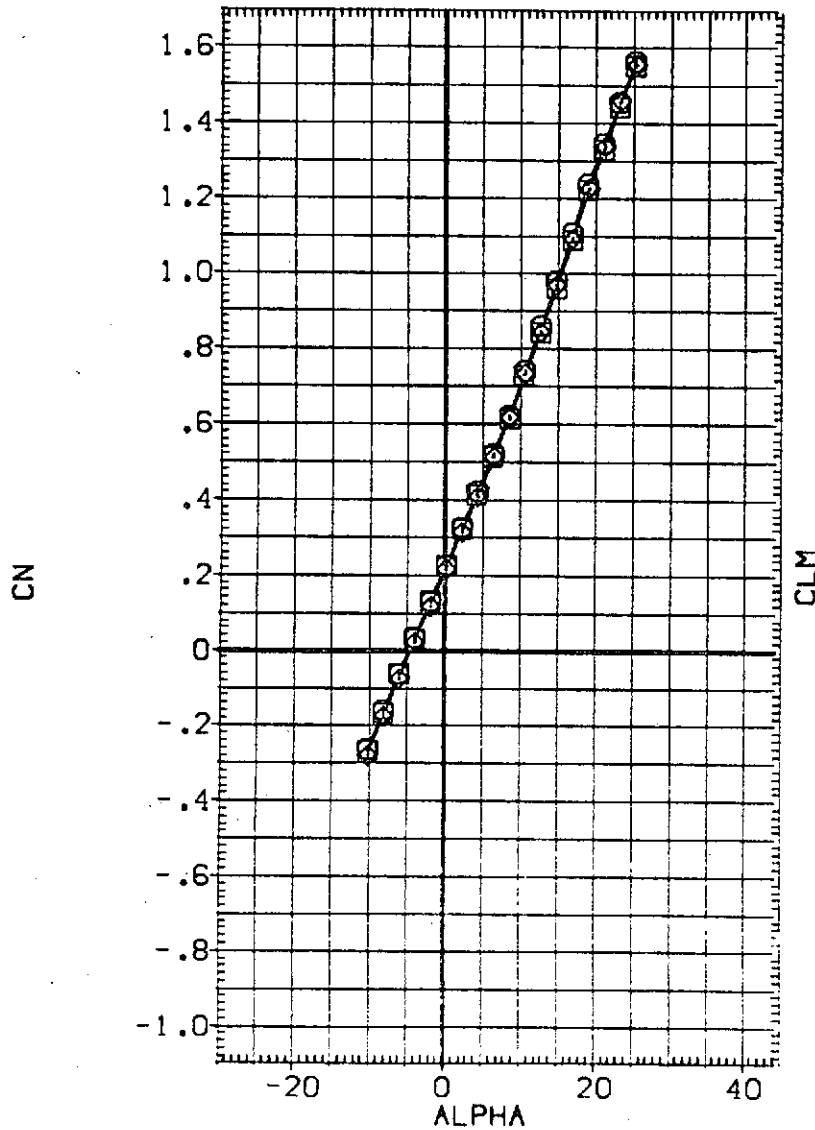


FIG 13 EFFECT OF ELEVON CONFIGURATION, ELEVON = 15 DEG.
 (A) MACH = .26

DATA SET SYMBOL	CONFIGURATION DESCRIPTION
(BF6007)	DA118 B26C9M7FBW116E26VBR5X9
(BF6008)	DA118 B26C9M7FBW116E28VBR5X9
(BF6022)	DA118 B26C9M7FBW116E43VBR5X9

ELE-L0	ELE-L1	ELE-R1	ELE-R0	REFERENCE INFORMATION	
15.000	15.000	15.000	15.000	SREF	4.4119 SQ.FT.
15.000	15.000	15.000	15.000	LREF	19.2299 INCHES
15.000	15.000	15.000	15.000	BREF	37.9359 INCHES
				XMRP	43.5974 INCHES
				YMRP	.0000 INCHES
				ZMRP	15.1875 INCHES
				SCALE	.0405 SCALE

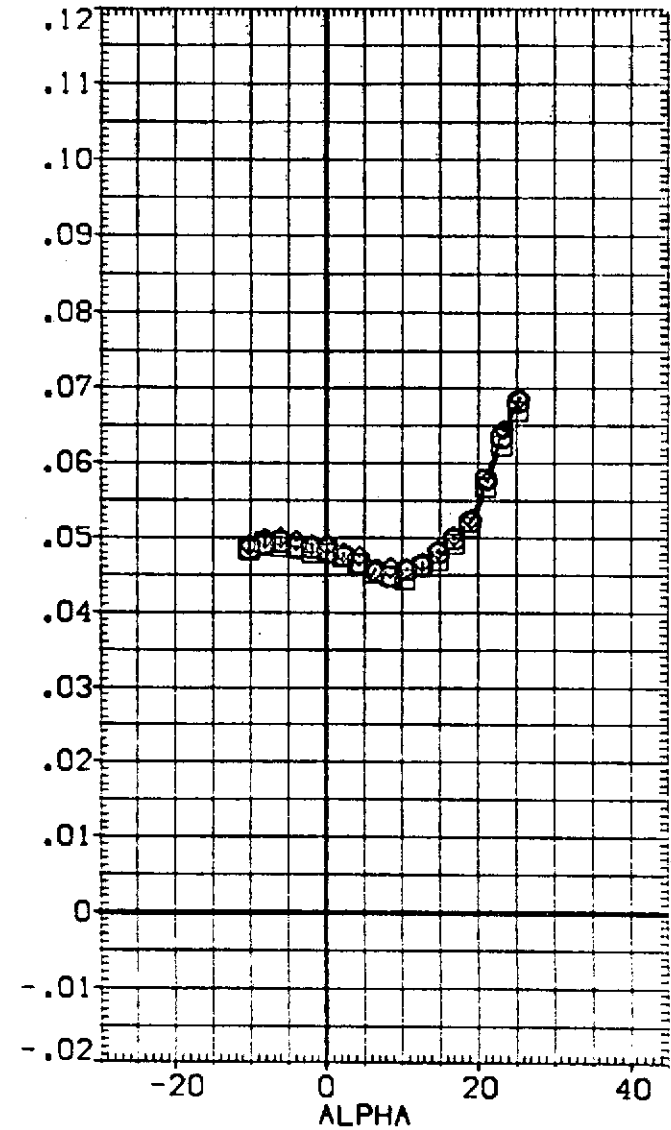
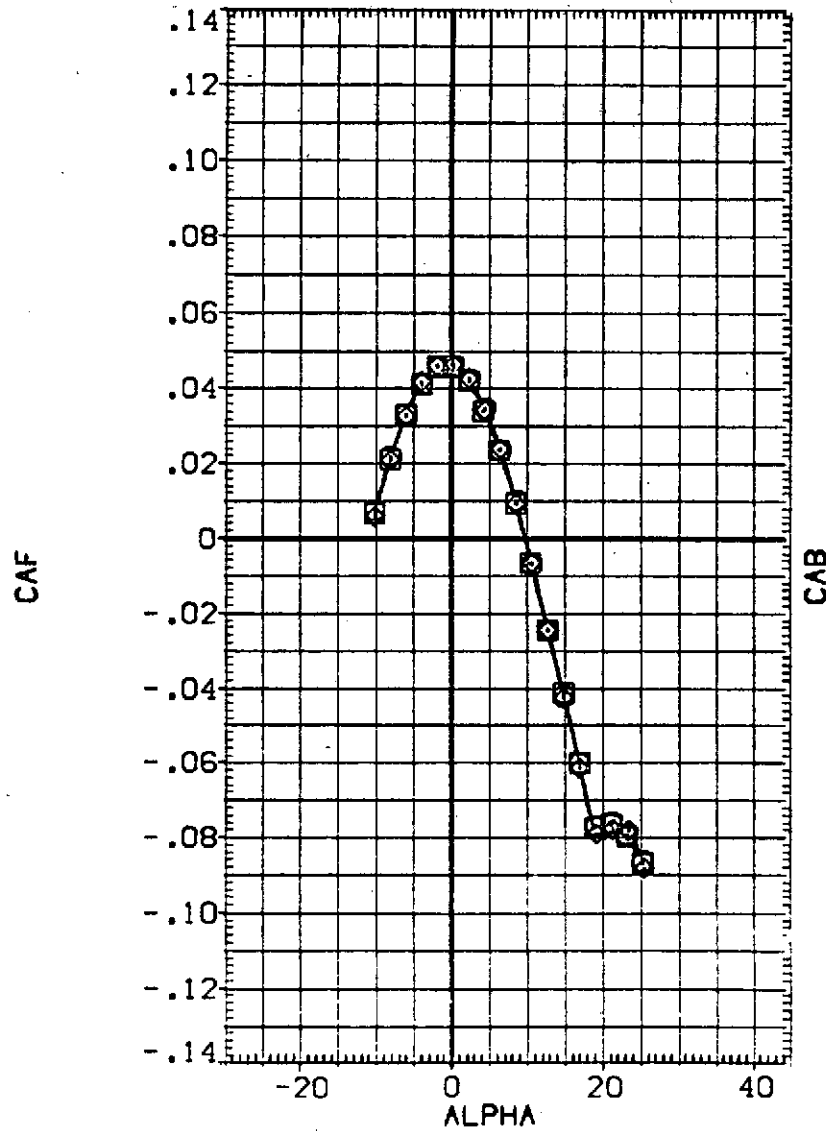


FIG 13 EFFECT OF ELEVON CONFIGURATION, ELEVON = 15 DEG.
 (A) MACH = .26

DATA SET SYMBOL	CONFIGURATION DESCRIPTION
(BF6007)	OA118 B26C9M7F8V116E26V8R5X9
(BF6008)	OA118 B26C9M7F8V116E28V8R5X9
(BF6022)	OA118 B26C9M7F8V116E43V8R5X9

ELE-L0	ELE-L1	ELE-R1	ELE-R0	REFERENCE INFORMATION		
15.000	15.000	15.000	15.000	SREF	4.4119	50. FT.
15.000	15.000	15.000	15.000	LREF	19.2299	INCHES
15.000	15.000	15.000	15.000	BREF	37.9359	INCHES
				XMRP	43.5974	INCHES
				YMRP	.0000	INCHES
				ZMRP	15.1675	INCHES
				SCALE	.0405	SCALE

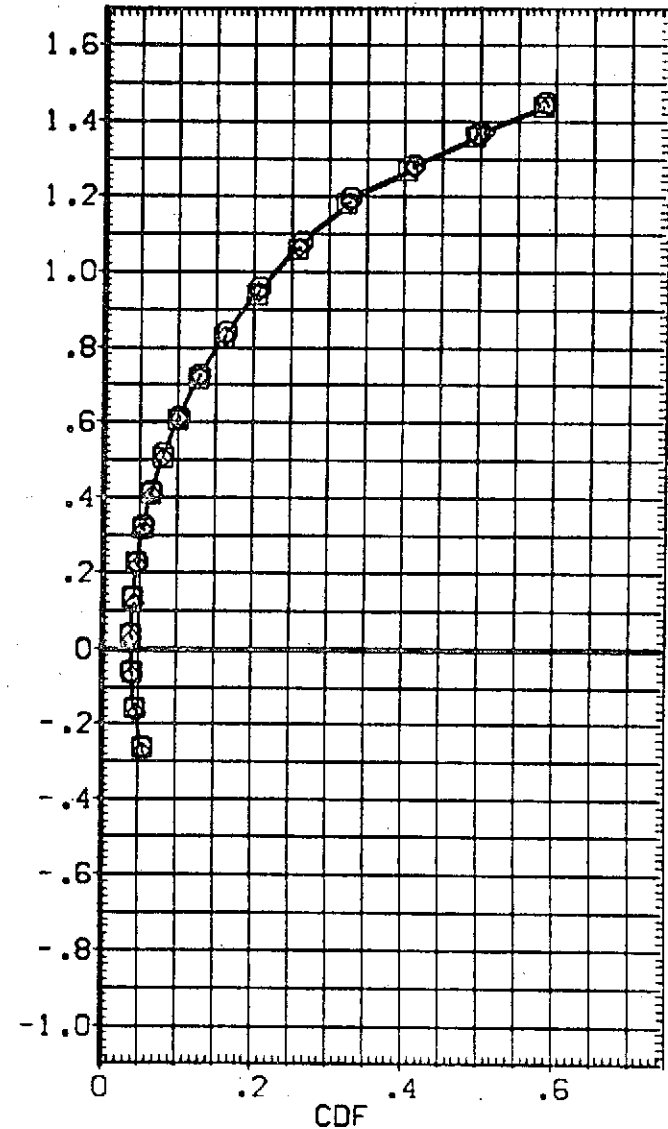
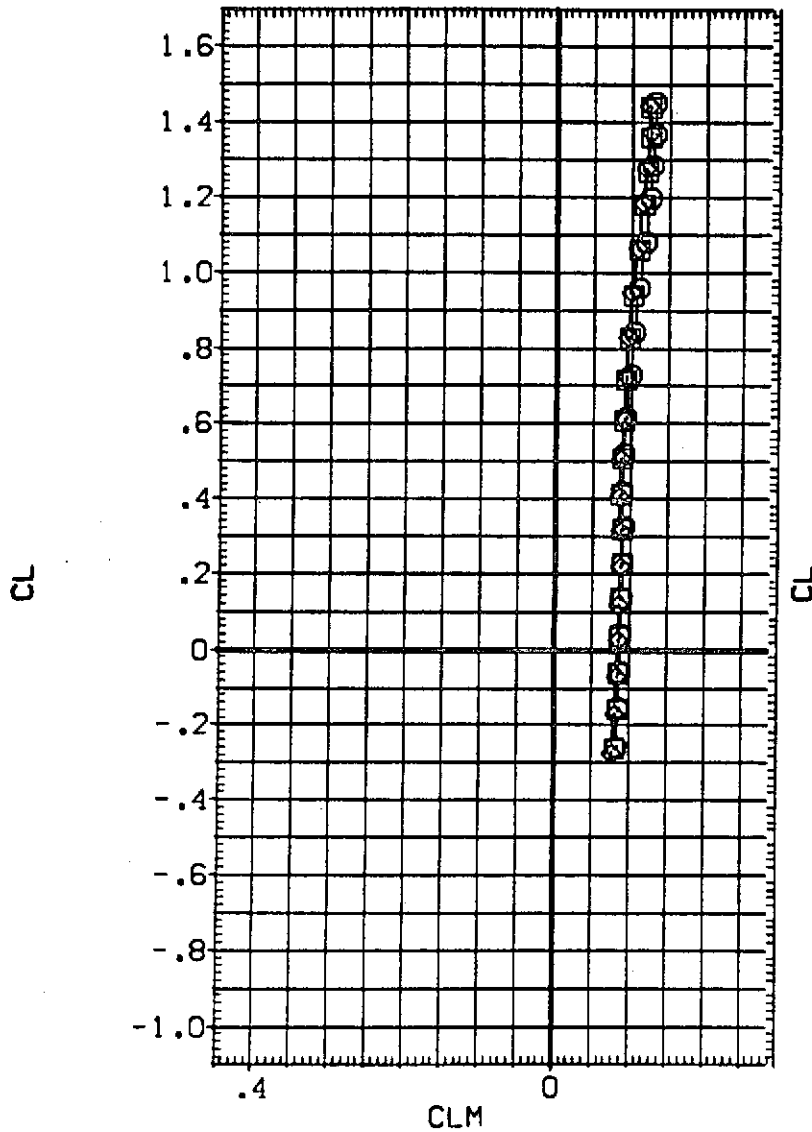


FIG 13 EFFECT OF ELEVON CONFIGURATION, ELEVON = 15 DEG.
 (A) MACH = .26

DATA SET SYMBOL	CONFIGURATION	DESCRIPTION
(BF6007)	□	0A118 B26C9M78V116E26V8R5X9
(BF6008)	◇	0A118 B26C9M78V116E28V8R5X9
(BF6022)	◇	0A118 B26C9M78V116E43V8R5X9

ELE-L0	ELE-L1	ELE-R1	ELE-R0	REFERENCE INFORMATION	
15.000	15.000	15.000	15.000	SREF	4.4119 SQ.FT.
15.000	15.000	15.000	15.000	LREF	19.2298 INCHES
15.000	15.000	15.000	15.000	BREF	37.9359 INCHES
				XMRP	43.5974 INCHES
				YMRP	.0000 INCHES
				ZMRP	15.1875 INCHES
				SCALE	.0405 SCALE

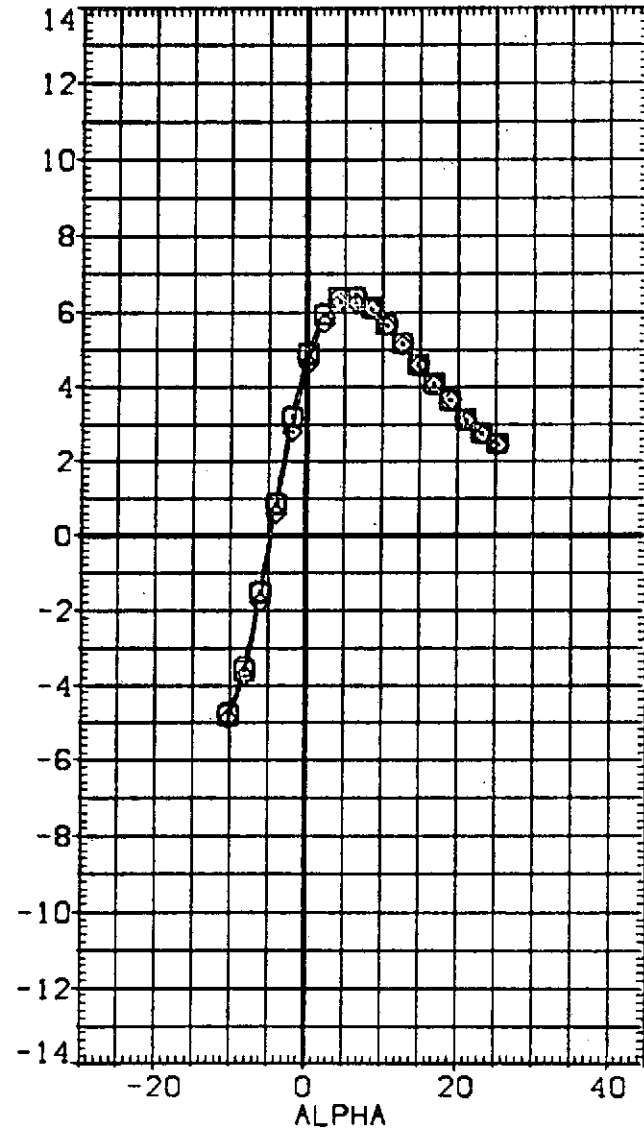
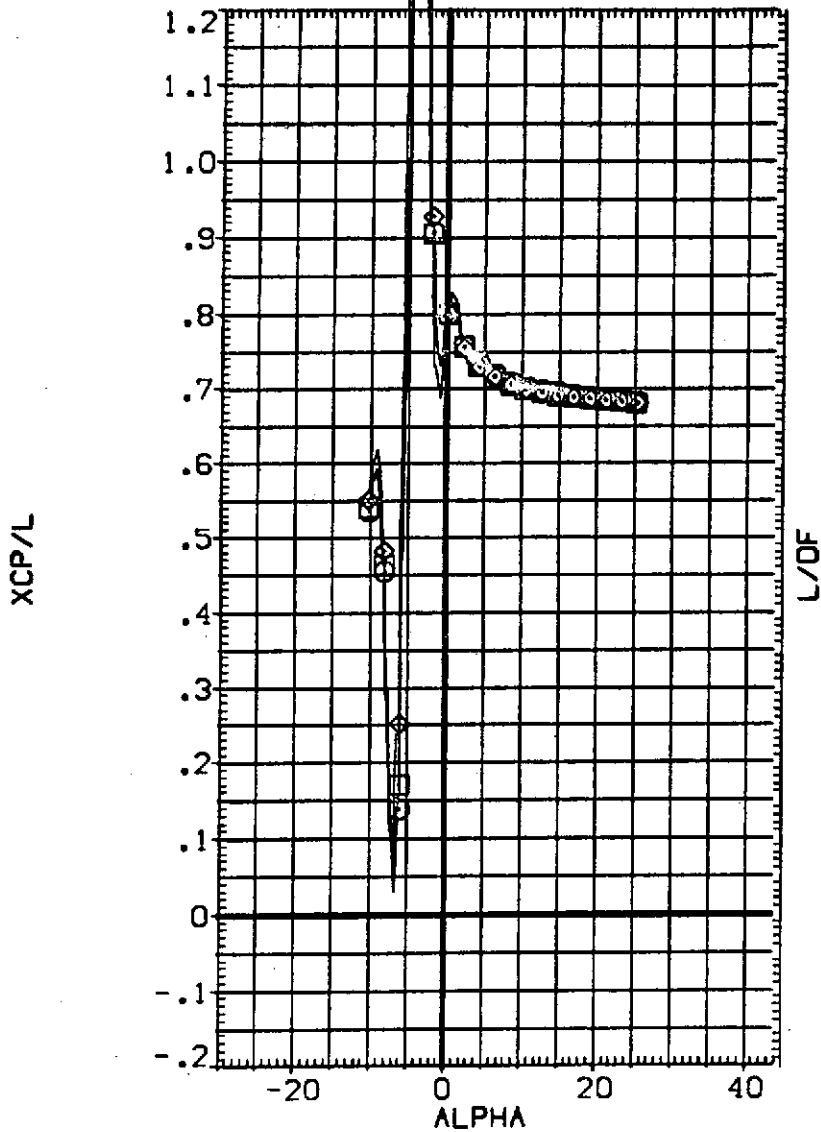


FIG 13 EFFECT OF ELEVON CONFIGURATION, ELEVON = 15 DEG.
 (A)MACH = .26

DATA SET SYMBOL	CONFIGURATION DESCRIPTION
(BF6016)	□ OA118 B26C9M7F8V116E26V8R5X9
(BF6017)	○ OA118 B26C9M7F8V116E28V8R5X9
(BF6023)	◇ OA118 B26C9M7F8V116E43V8R5X9

ELE-L0	ELE-L1	ELE-R1	ELE-R0	REFERENCE INFORMATION	
20.000	20.000	20.000	20.000	SREF	4.4119 SQ.FT.
20.000	20.000	20.000	20.000	LREF	19.2298 INCHES
20.000	20.000	20.000	20.000	BREF	37.9359 INCHES
				XMRP	43.5974 INCHES
				YMRP	.0000 INCHES
				ZMRP	15.1875 INCHES
				SCALE	.0405 SCALE

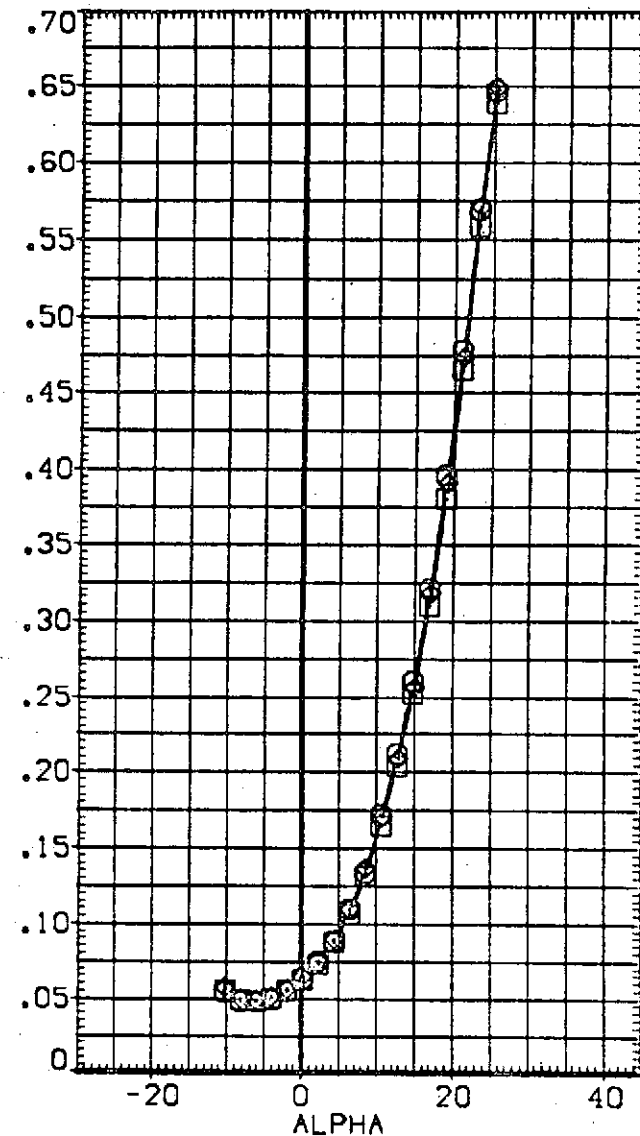
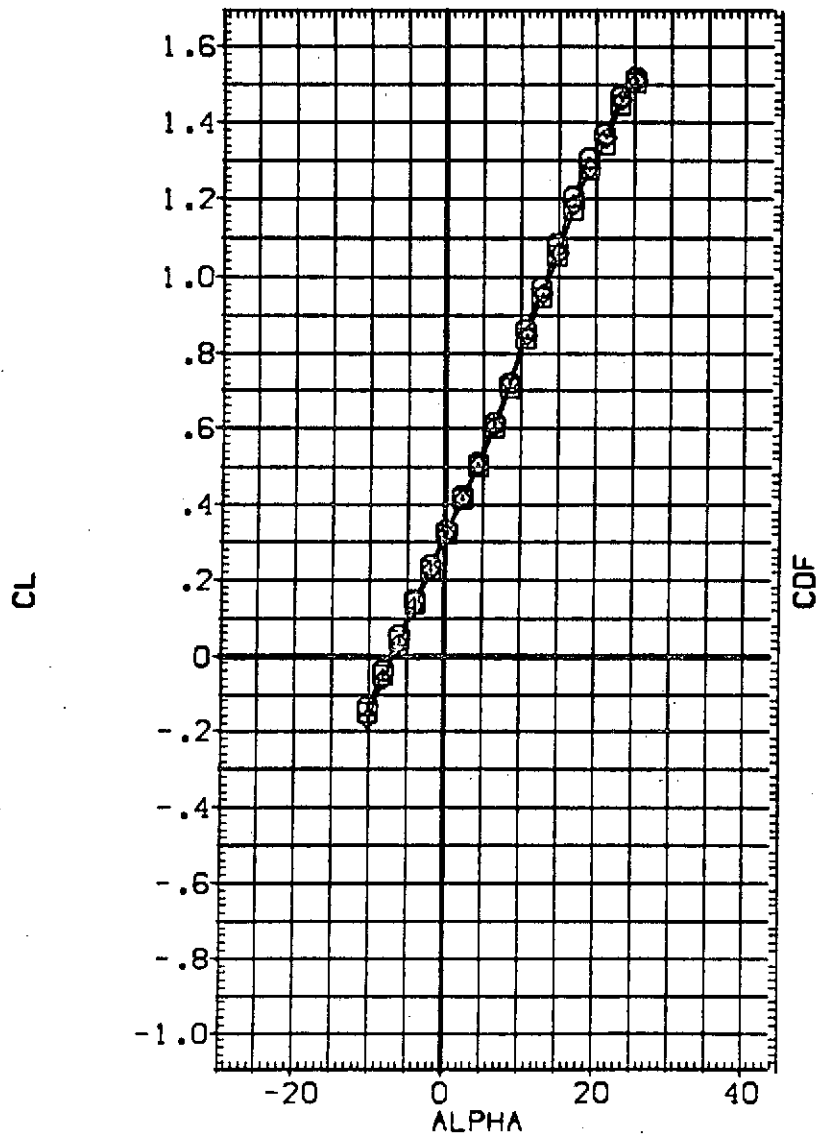


FIG 14 EFFECT OF ELEVON CONFIGURATION, ELEVON = 20 DEG.
 (A) MACH = .26

DATA SET SYMBOL	CONFIGURATION DESCRIPTION
(BF6016)	OA118 B26C9M7FBW116E26V8RSX9
(BF6017)	OA118 B26C9M7FBW116E26V8RSX9
(BF6023)	OA118 B26C9M7FBW116E43V8RSX9

ELE-L0	ELE-L1	ELE-R1	ELE-R0	REFERENCE INFORMATION		
20.000	20.000	20.000	20.000	SREF	4.4119	50. FT.
20.000	20.000	20.000	20.000	LREF	19.2299	INCHES
20.000	20.000	20.000	20.000	BREF	37.9359	INCHES
				XMRP	43.5974	INCHES
				YMRP	.0000	INCHES
				ZMRP	15.1875	INCHES
				SCALE	.0405	SCALE

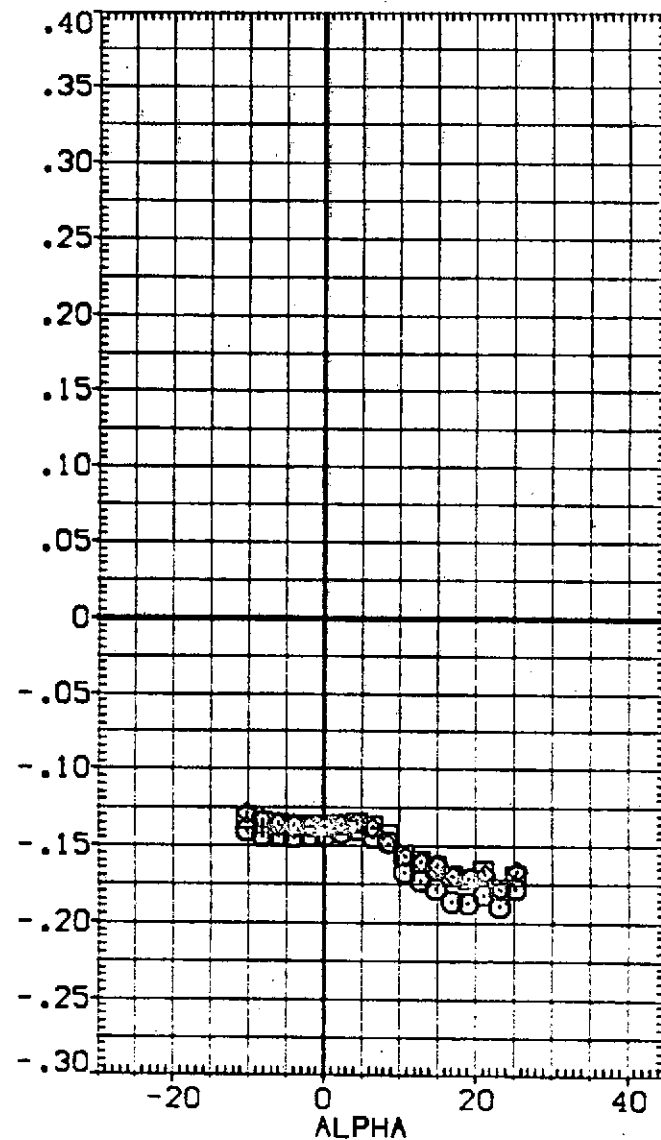
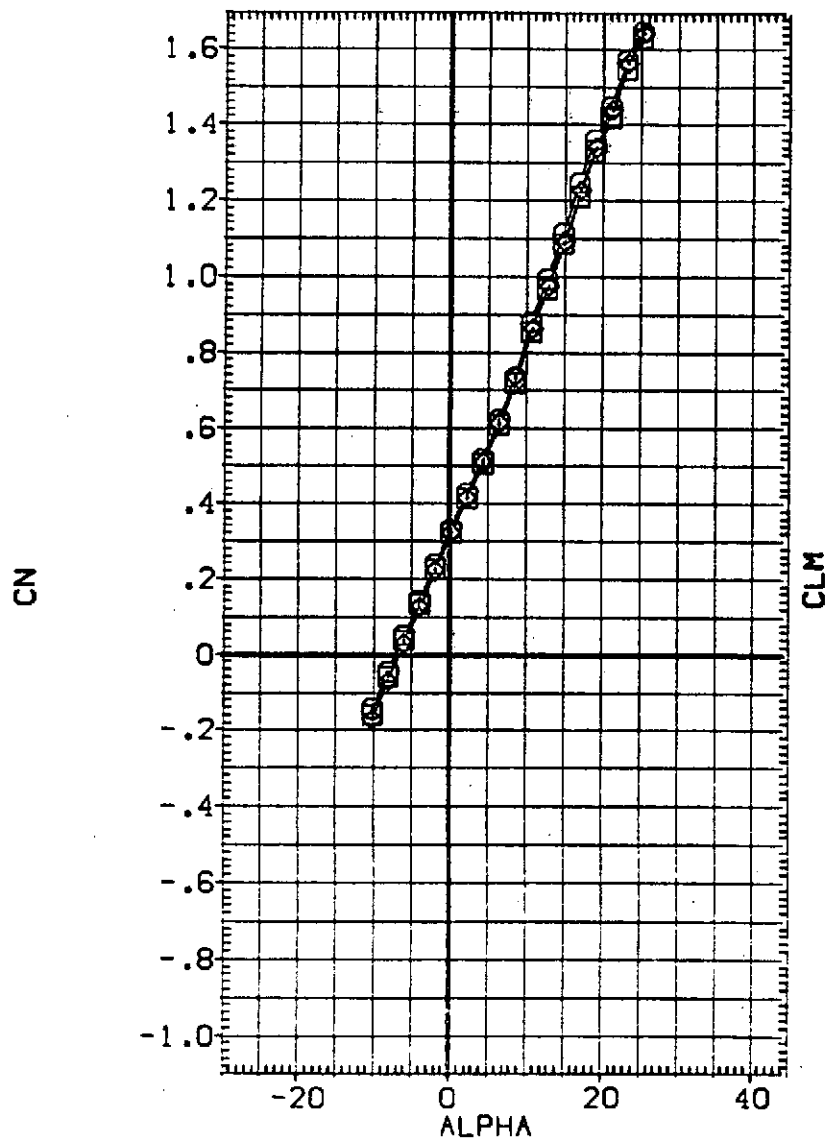


FIG 14 EFFECT OF ELEVON CONFIGURATION, ELEVON = 20 DEG.
 (A) MACH = .26

DATA SET SYMBOL	CONFIGURATION DESCRIPTION
(BF6016)	○ 0A118 B26C9M7F8V116E26V8R5X9
(BF6017)	○ 0A118 B26C9M7F8V116E26V8R5X9
(BF6023)	◇ 0A118 B26C9M7F8V116E43V8R5X9

ELE-L0	ELE-L1	ELE-R1	ELE-R0	REFERENCE INFORMATION	
20.000	20.000	20.000	20.000	SREF	4.4119 50.FT.
20.000	20.000	20.000	20.000	LREF	19.2299 INCHES
20.000	20.000	20.000	20.000	BREF	37.9359 INCHES
				XMRP	43.5974 INCHES
				YMRP	.0000 INCHES
				ZMRP	15.1875 INCHES
				SCALE	.0405 SCALE

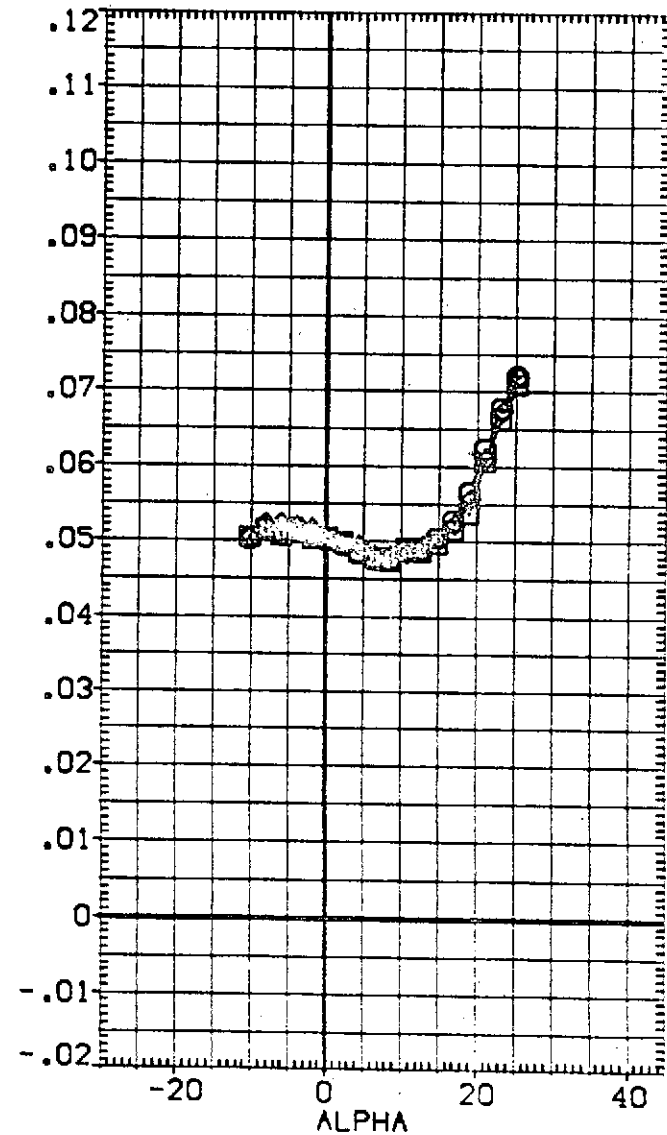
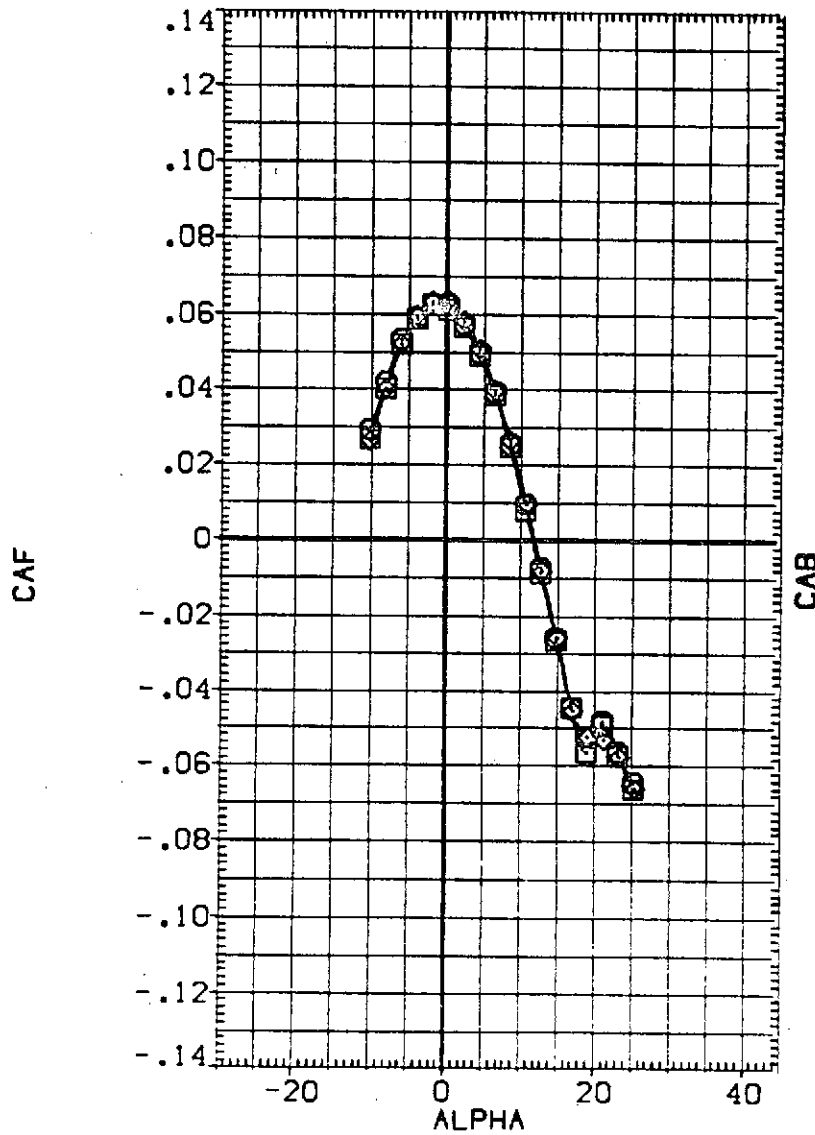


FIG 14 EFFECT OF ELEVON CONFIGURATION, ELEVON = 20 DEG.
 (A)MACH = .26

DATA SET	SYMBOL	CONFIGURATION DESCRIPTION
(BF6016)	○	0A118 B26C9M7FBW116E26VBR5X9
(BF6017)	□	0A118 B26C9M7FBW116E26VBR5X9
(BF6023)	◇	0A118 B26C9M7FBW116E43VBR5X9

ELE-L0	ELE-L1	ELE-R1	ELE-R0	REFERENCE INFORMATION	
20.000	20.000	20.000	20.000	SREF	4.4119 SQ.FT.
20.000	20.000	20.000	20.000	LREF	19.2299 INCHES
20.000	20.000	20.000	20.000	BREF	37.9359 INCHES
				XMRP	43.5974 INCHES
				YMRP	.0000 INCHES
				ZMRP	15.1875 INCHES
				SCALE	.0405 SCALE

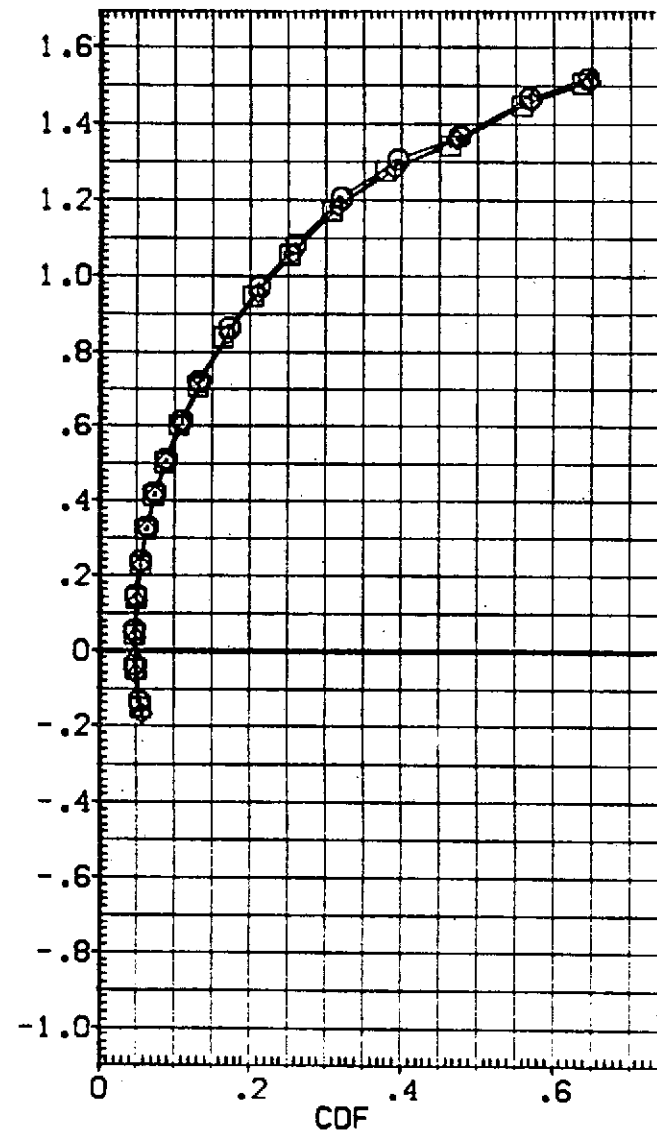
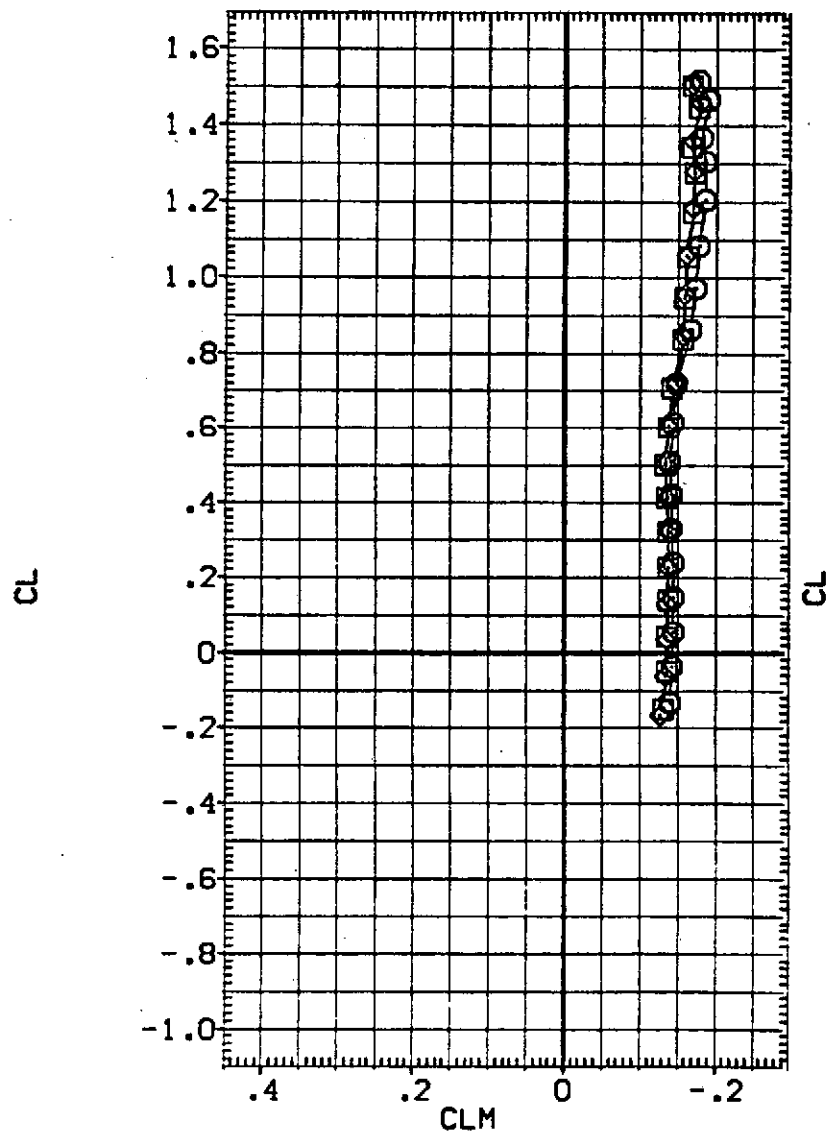


FIG 14 EFFECT OF ELEVON CONFIGURATION, ELEVON = 20 DEG.
 (A) MACH = .26

DATA SET SYMBOL	CONFIGURATION	DESCRIPTION
(BF6016)	□	DA118 B26C9M7R BV116E26V8R5X9
(BF6017)	○	DA118 B26C9M7R BV116E28V8R5X9
(BF6023)	◇	DA118 B26C9M7R BV116E43V8R5X9

ELE-L0	ELE-L1	ELE-R1	ELE-R0	REFERENCE INFORMATION		
20.000	20.000	20.000	20.000	SREF	4.4119	50. FT.
20.000	20.000	20.000	20.000	LREF	19.2299	INCHES
20.000	20.000	20.000	20.000	BREF	37.9359	INCHES
				XMRP	43.5974	INCHES
				YMRP	.0000	INCHES
				ZMRP	15.1875	INCHES
				SCALE	.0405	SCALE

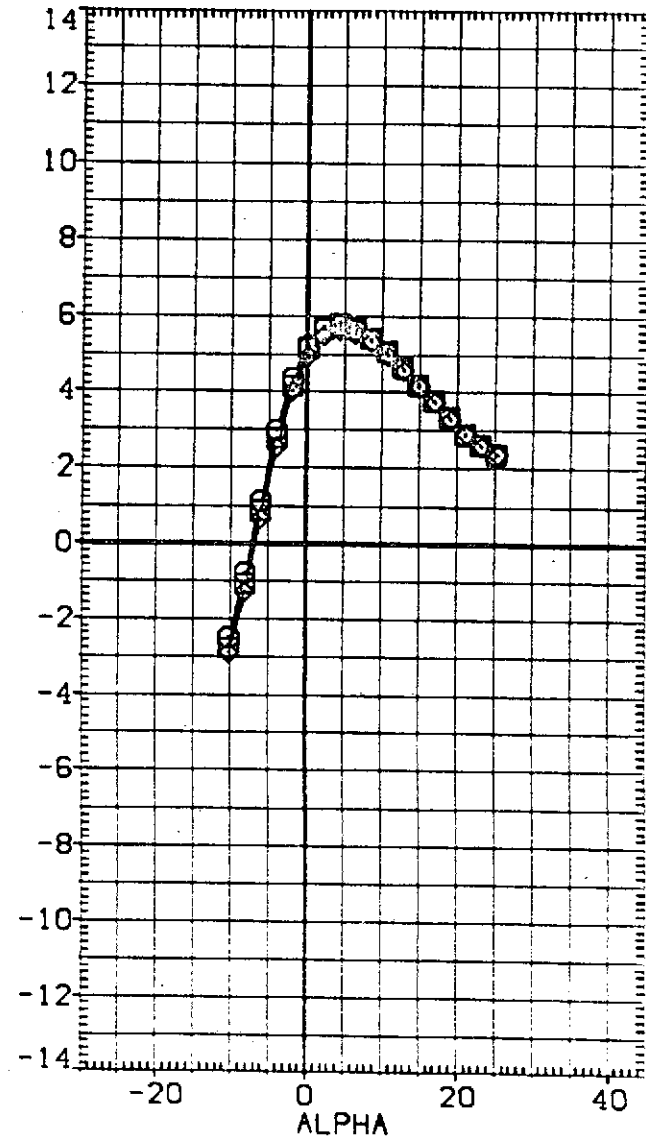
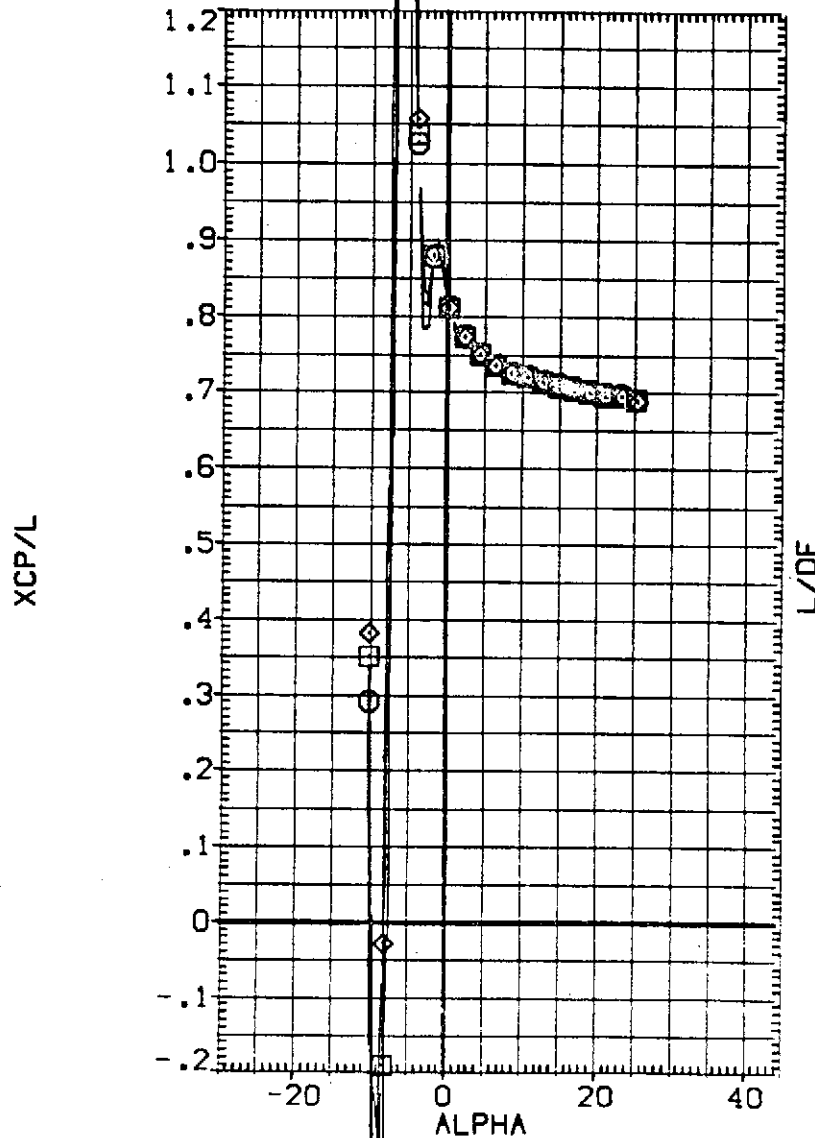


FIG 14 EFFECT OF ELEVON CONFIGURATION, ELEVON = 20 DEG.
 (A)MACH = .26

DATA SET SYMBOL	CONFIGURATION DESCRIPTION
{BF6036}	OA118 B26C9M7FBW116E26V8R5X9
{BF6031}	OA118 B26C9M7FBW116E26V8R5X9
{BF6030}	OA118 B26C9M7FBW116E26V8R5X9
{BF6015}	OA118 B26C9M7FBW116E26V8R5X9
{BF6006}	OA118 B26C9M7FBW116E26V8R5X9
{BF6002}	OA118 B26C9M7FBW116E26V8R5X9

ELE-LO	ELE-LI	ELE-RI	ELE-RO	REFERENCE INFORMATION	
-40.000	-40.000	-40.000	-40.000	SREF	4.4119 SQ.FT.
-30.000	-30.000	-30.000	-30.000	LREF	19.2299 INCHES
-20.000	-20.000	-20.000	-20.000	BREF	37.9359 INCHES
-15.000	-15.000	-15.000	-15.000	XMRP	43.5974 INCHES
-10.000	-10.000	-10.000	-10.000	YMRP	.0000 INCHES
.000	.000	.000	.000	ZMRP	15.1875 INCHES
				SCALE	.0405 SCALE

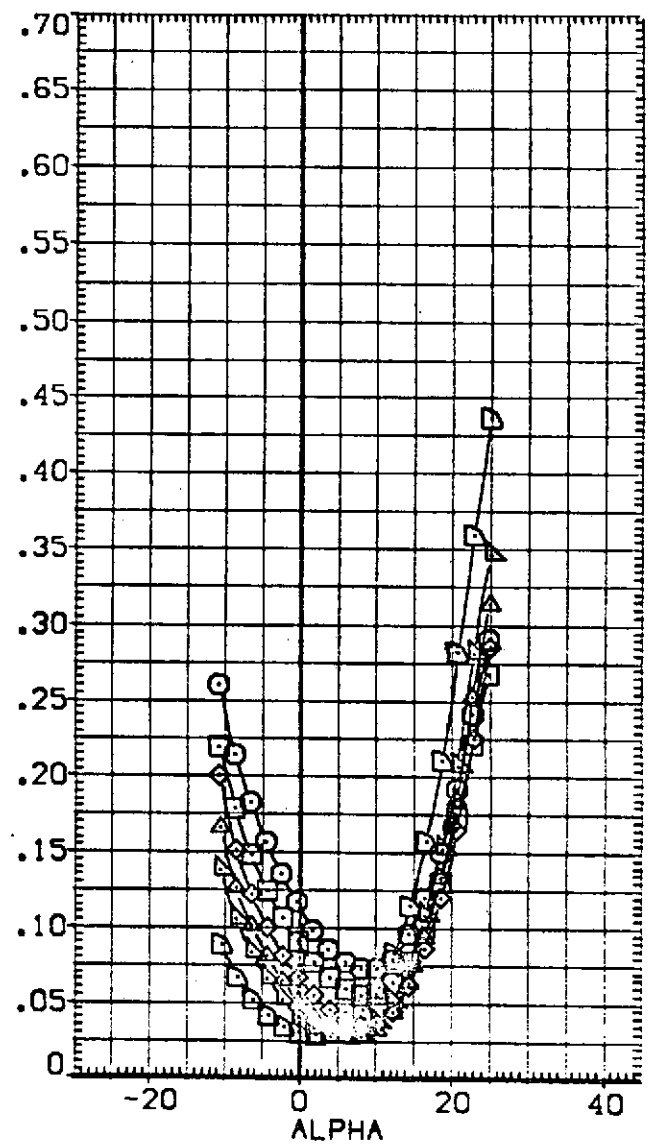
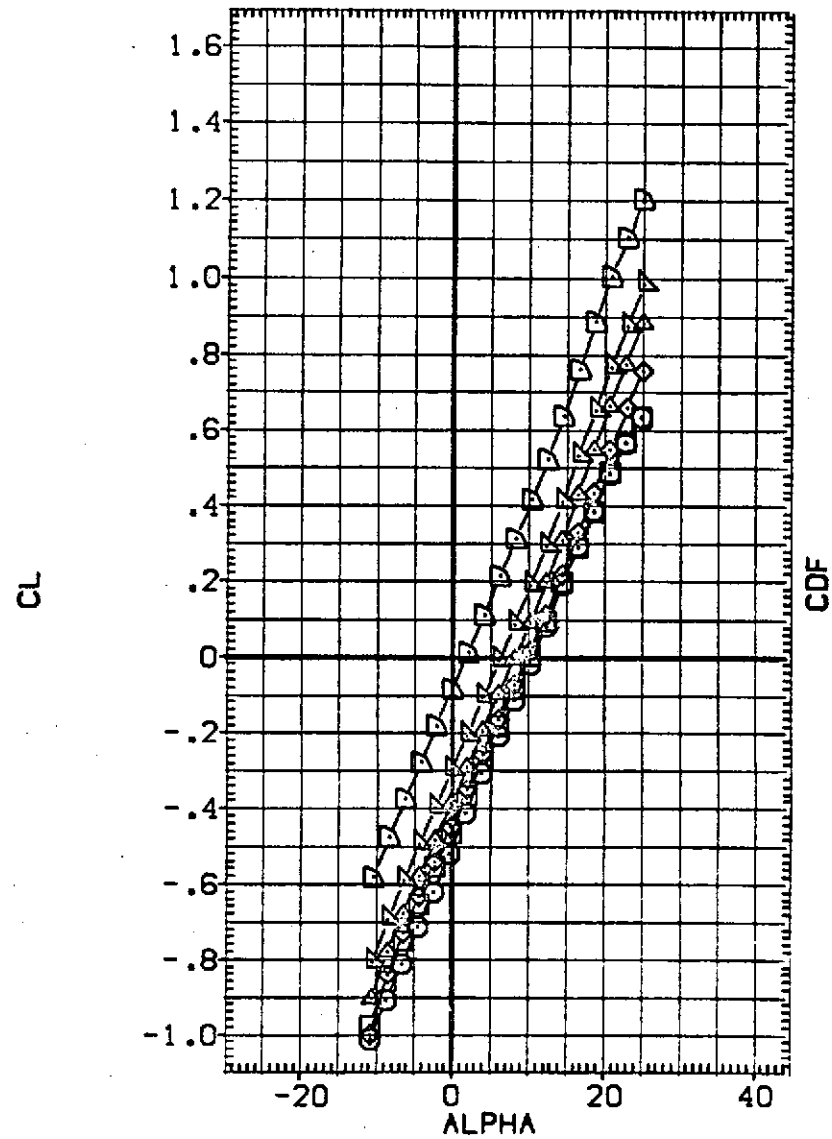


FIG 15 ELEVON EFFECTIVENESS, SOLID ELEVON
 (A)MACH = .26

DATA SET SYMBOL	CONFIGURATION DESCRIPTION
(BF6036)	DA11B B26C9M7F8V116E26V8R5X9
(BF6031)	DA11B B26C9M7F8V116E26V8R5X9
(BF6030)	DA11B B26C9M7F8V116E26V8R5X9
(BF6015)	DA11B B26C9M7F8V116E26V8R5X9
(BF6006)	DA11B B26C9M7F8V116E26V8R5X9
(BF6002)	DA11B B26C9M7F8V116E26V8R5X9

ELE-LO	ELE-LI	ELE-RI	ELE-RO	REFERENCE INFORMATION		
-40.000	-40.000	-40.000	-40.000	SREF	4.4119	50. FT.
-30.000	-30.000	-30.000	-30.000	LREF	19.2299	INCHES
-20.000	-20.000	-20.000	-20.000	BREF	37.9359	INCHES
-15.000	-15.000	-15.000	-15.000	XMRP	43.5974	INCHES
-10.000	-10.000	-10.000	-10.000	YMRP	.0000	INCHES
.000	.000	.000	.000	ZMRP	15.1875	INCHES
				SCALE	.0405	SCALE

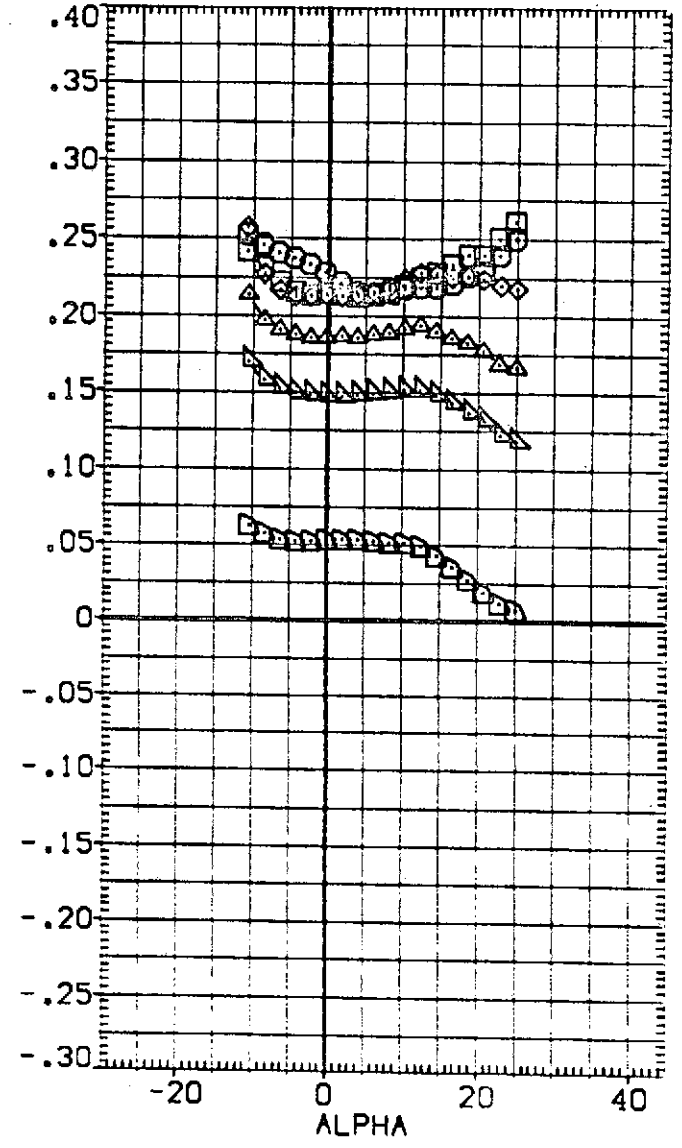
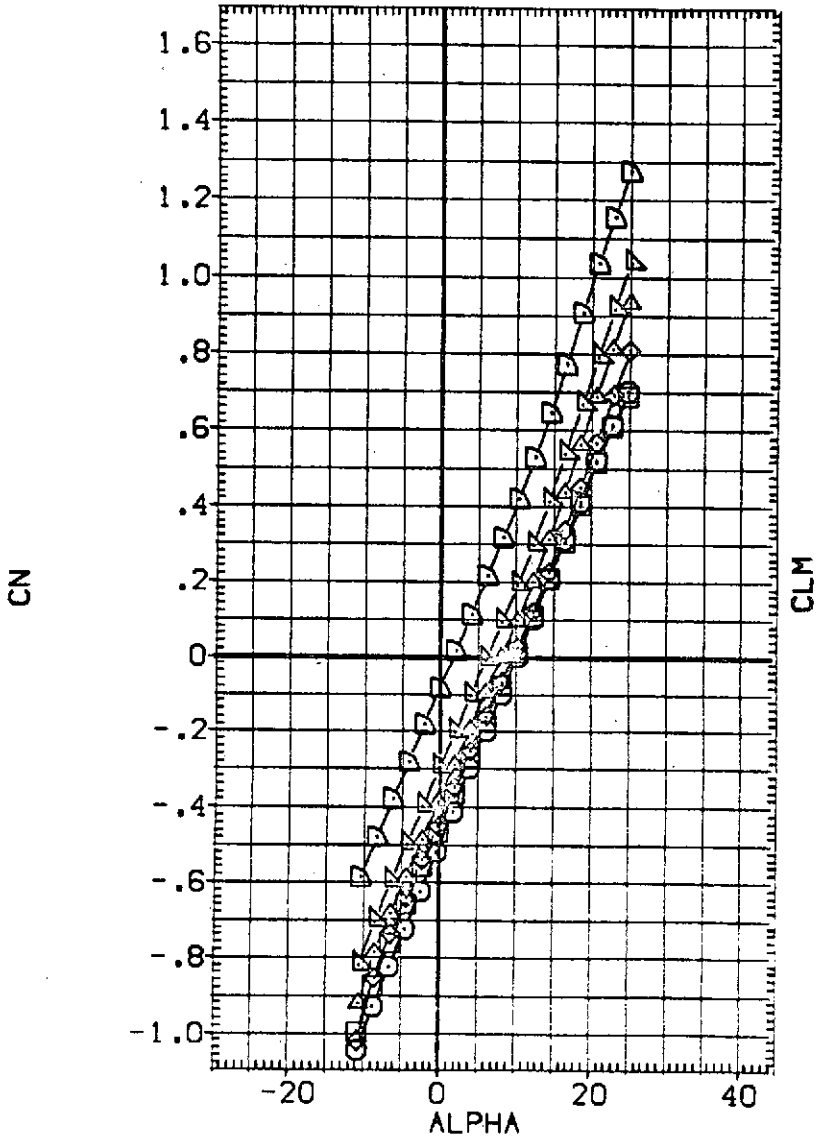


FIG 15 ELEVON EFFECTIVENESS, SOLID ELEVON
 (A)MACH = .26

DATA SET SYMBOL	CONFIGURATION DESCRIPTION
(BF6036)	QA118 B26C9M7F8V116E26V8R5X9
(BF6031)	QA118 B26C9M7F8V116E26V8R5X9
(BF6030)	QA118 B26C9M7F8V116E26V8R5X9
(BF6015)	QA118 B26C9M7F8V116E26V8R5X9
(BF6006)	QA118 B26C9M7F8V116E26V8R5X9
(BF6002)	QA118 B26C9M7F8V116E26V8R5X9

ELE-LO	ELE-LI	ELE-RI	ELE-RO	REFERENCE INFORMATION	
-40.000	-40.000	-40.000	-40.000	SREF	4.4119 SQ.FT.
-30.000	-30.000	-30.000	-30.000	LREF	19.2299 INCHES
-20.000	-20.000	-20.000	-20.000	BREF	37.9359 INCHES
-15.000	-15.000	-15.000	-15.000	XMRP	43.5974 INCHES
-10.000	-10.000	-10.000	-10.000	YMRP	.0000 INCHES
.000	.000	.000	.000	ZMRP	15.1875 INCHES
				SCALE	.0405 SCALE

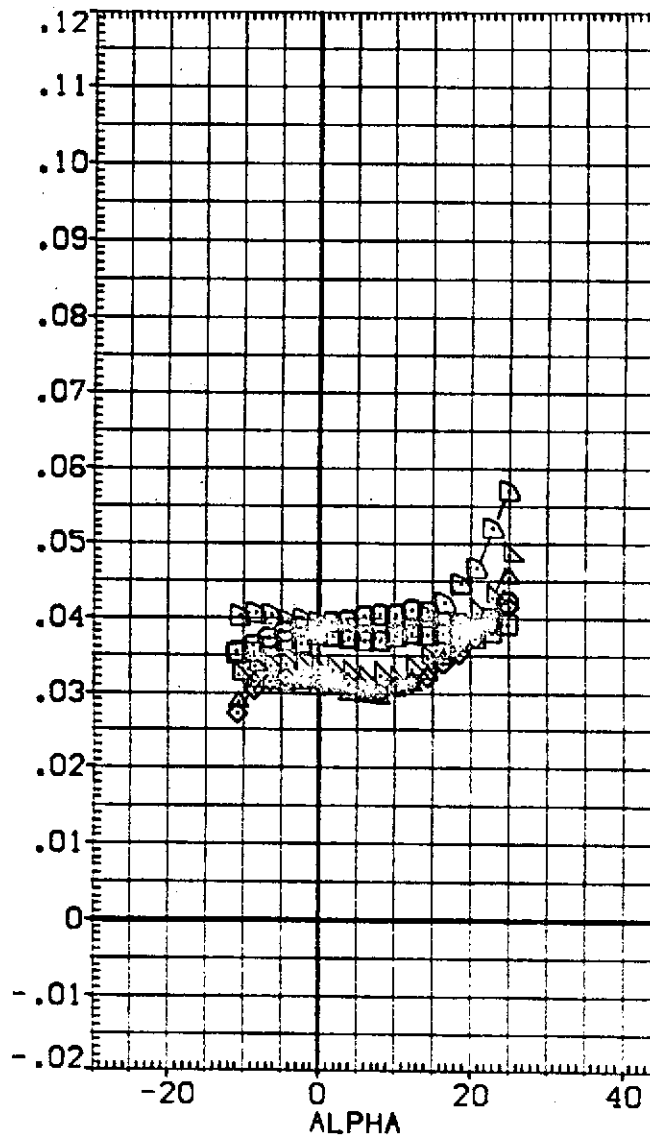
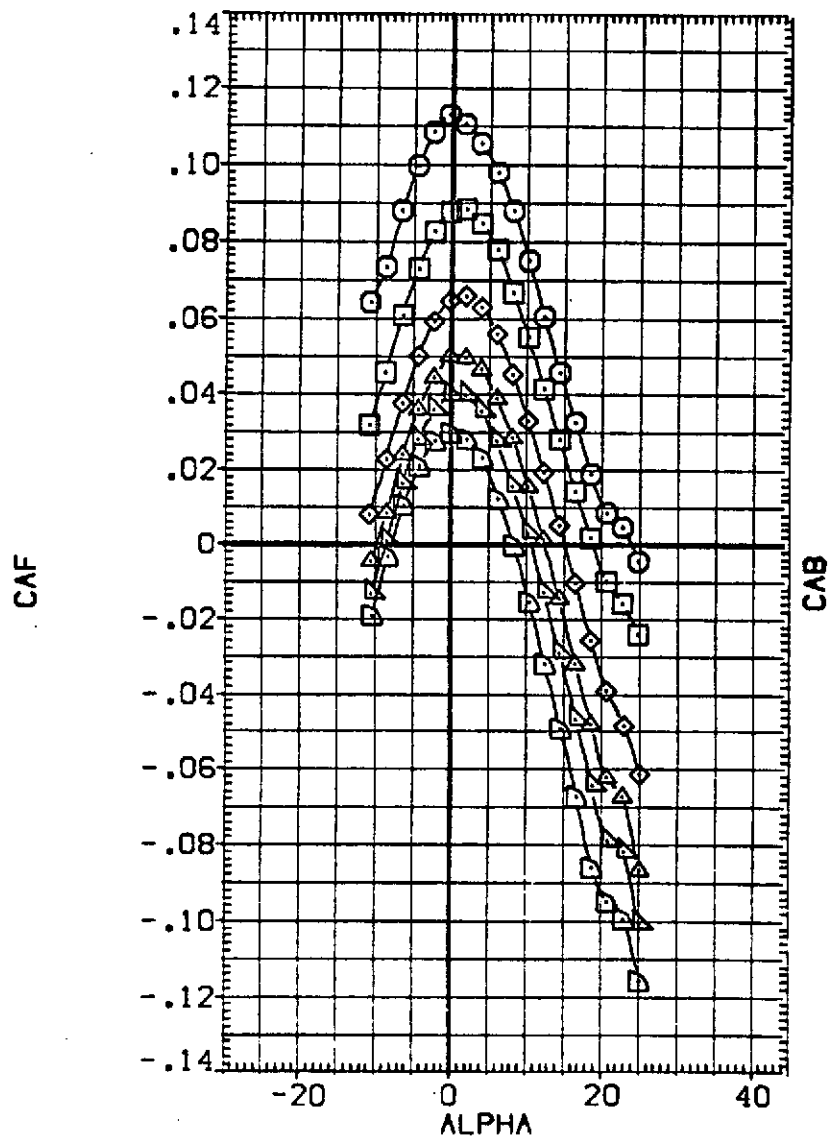


FIG 15 ELEVON EFFECTIVENESS, SOLID ELEVON
 (A)MACH = .26

DATA SET SYMBOL	CONFIGURATION DESCRIPTION
{BF6036}	OA118 B26C9M7F8V116E26V8R5X9
{BF6031}	OA118 B26C9M7F8V116E26V8R5X9
{BF6030}	OA118 B26C9M7F8V116E26V8R5X9
{BF6015}	OA118 B26C9M7F8V116E26V8R5X9
{BF6006}	OA118 B26C9M7F8V116E26V8R5X9
{BF6002}	OA118 B26C9M7F8V116E26V8R5X9

ELE-L0	ELE-L1	ELE-R1	ELE-R0	REFERENCE INFORMATION	
-40.000	-40.000	-40.000	-40.000	SREF	4.4119 SQ.FT.
-30.000	-30.000	-30.000	-30.000	LREF	19.2299 INCHES
-20.000	-20.000	-20.000	-20.000	BREF	37.9359 INCHES
-15.000	-15.000	-15.000	-15.000	XMRP	43.5974 INCHES
-10.000	-10.000	-10.000	-10.000	YMRP	.0000 INCHES
.000	.000	.000	.000	ZMRP	15.1875 INCHES
				SCALE	.0405 SCALE

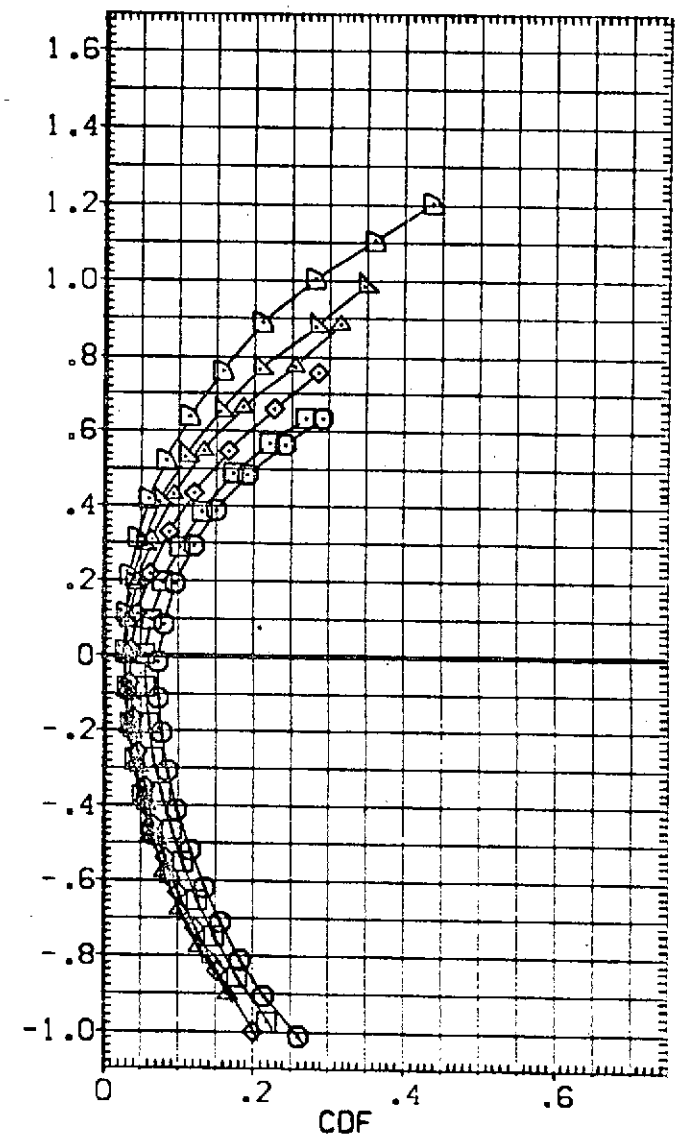
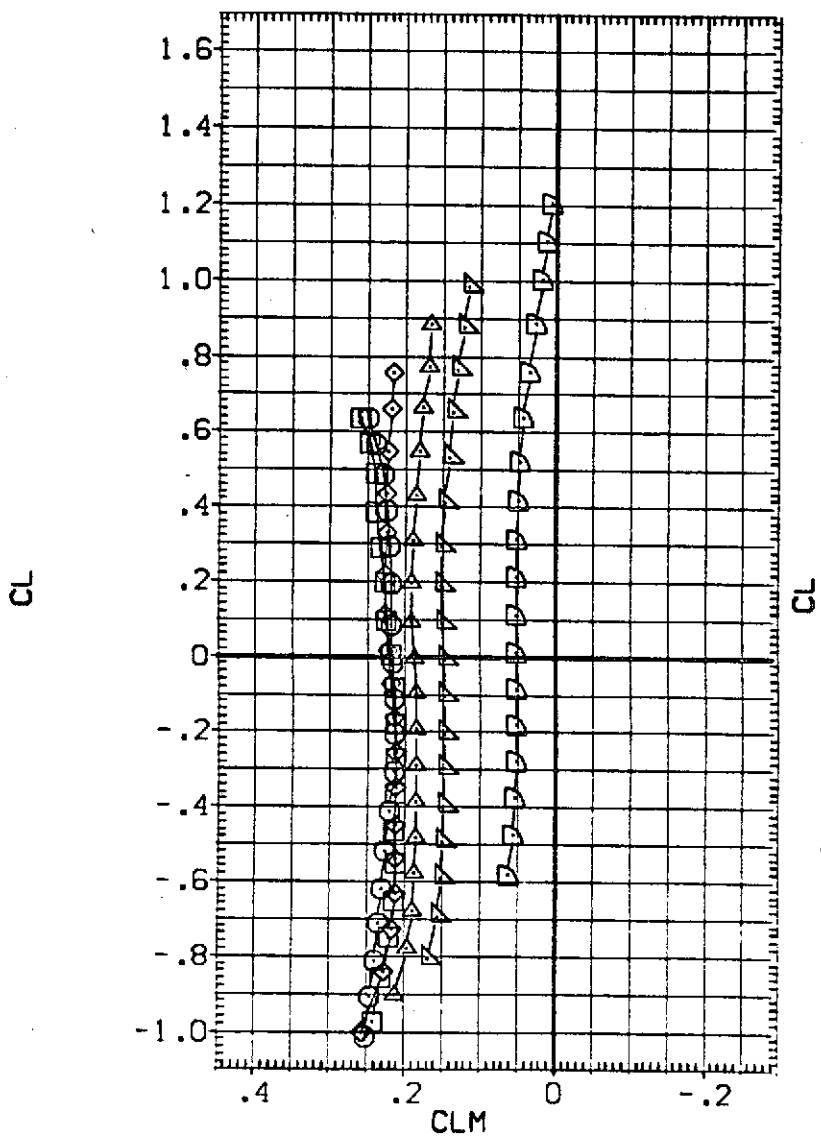


FIG 15 ELEVON EFFECTIVENESS, SOLID ELEVON
 (A)MACH = .26

DATA SET SYMBOL	CONFIGURATION	DESCRIPTION
(BF6036)	0A118	B26C9M7F8V1 8.720VER5X9
(BF6031)	0A118	B26C9M7F8V1 8.720VER5X9
(BF6030)	0A118	B26C9M7F8V1 8.720VER5X9
(BF6015)	0A118	B26C9M7F8V1 8.720VER5X9
(BF6006)	0A118	B26C9M7F8V1 8.720VER5X9
(BF6002)	0A118	B26C9M7F8V1 8.720VER5X9

ELE-LO	ELE-LI	ELE-RI	ELE-RO	REFERENCE INFORMATION		
-40.000	-40.000	-40.000	-40.000	SREF	4.4119	SQ.FT.
-30.000	-30.000	-30.000	-30.000	LREF	19.2799	INCHES
-20.000	-20.000	-20.000	-20.000	BREF	37.9359	INCHES
-15.000	-15.000	-15.000	-15.000	XMRP	43.5974	INCHES
-10.000	-10.000	-10.000	-10.000	YMRP	.0000	INCHES
.000	.000	.000	.000	ZMRP	15.1875	INCHES
				SCALE	.0405	SCALE

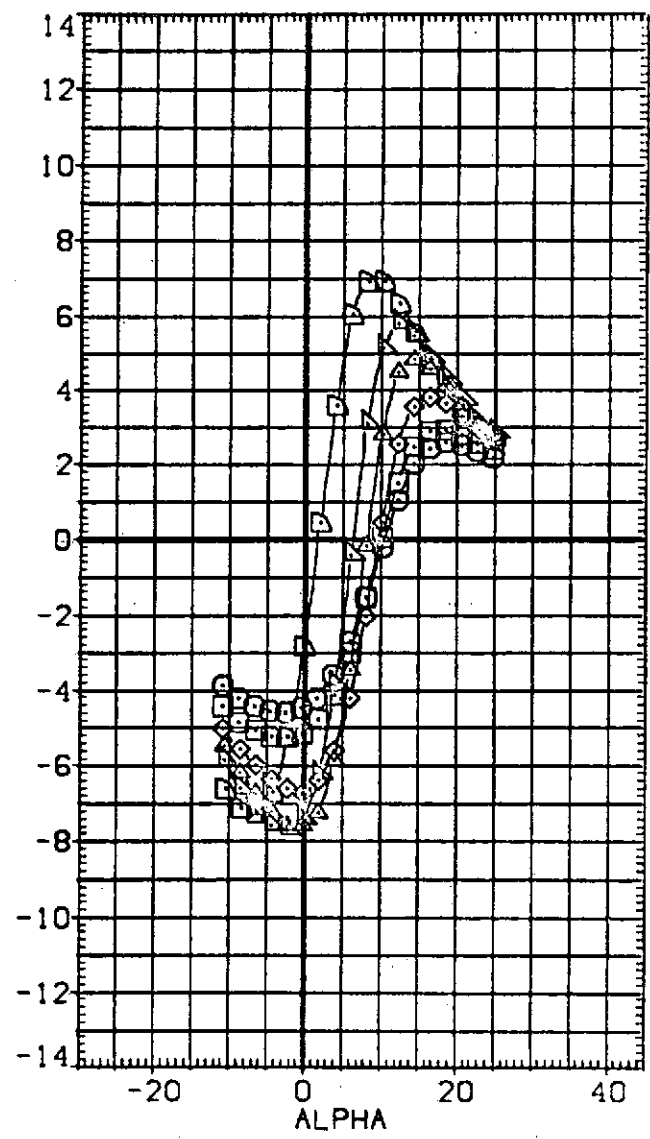
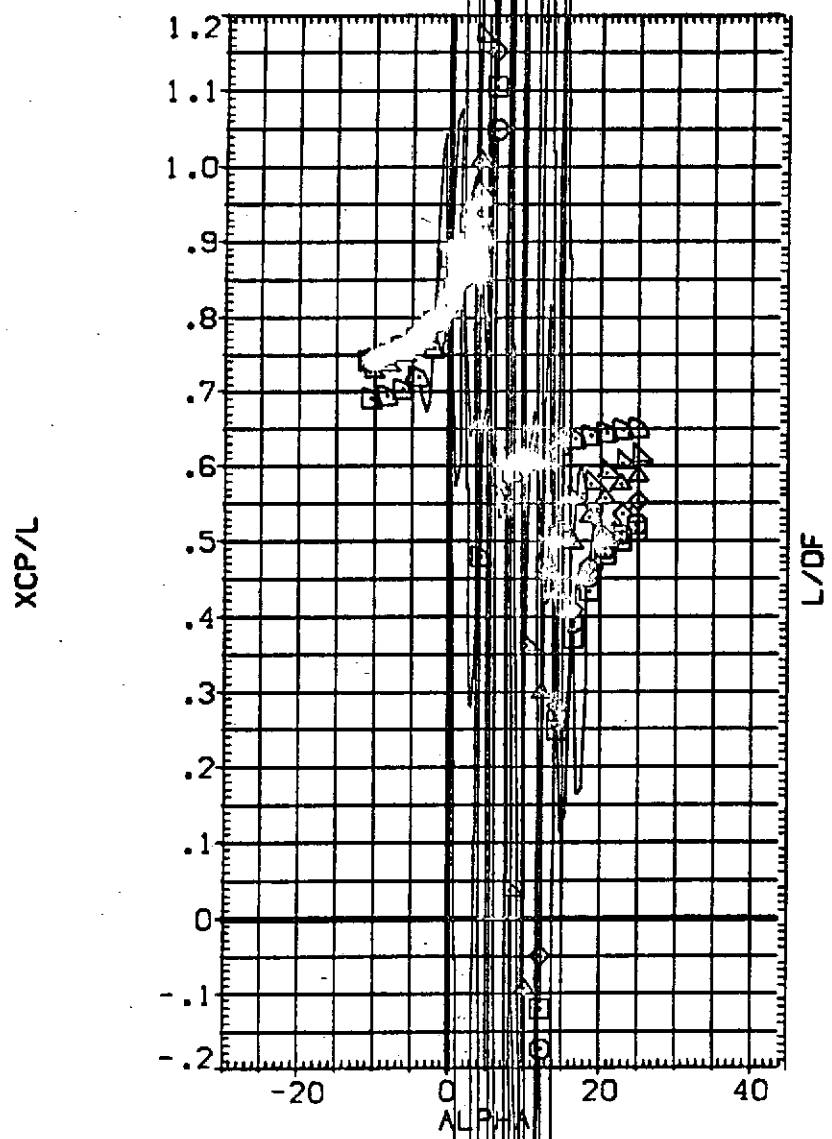


FIG 15 ELEVON EFFECTIVENESS, SOLID ELEVON
MACH = .26

DATA SET SYMBOL	CONFIGURATION DESCRIPTION
(BF6011)	DA118 B26C9M7FBW116E26V8R5X9
(BF6002)	DA118 B26C9M7FBW116E26V8R5X9
(BF6003)	DA118 B26C9M7FBW116E26V8R5X9
(BF6013)	DA118 B26C9M7FBW116E26V8R5X9
(BF6007)	DA118 B26C9M7FBW116E26V8R5X9
(BF6016)	DA118 B26C9M7FBW116E26V8R5X9

ELE-L0	ELE-L1	ELE-R1	ELE-R0	REFERENCE INFORMATION	
-5.000	-5.000	-5.000	-5.000	SREF	4.4119 50.FT.
5.000	5.000	5.000	5.000	LREF	19.2299 INCHES
10.000	10.000	10.000	10.000	BREF	37.9359 INCHES
15.000	15.000	15.000	15.000	XMRP	43.5974 INCHES
20.000	20.000	20.000	20.000	YMRP	.0000 INCHES
				ZMRP	15.1875 INCHES
				SCALE	.0405 SCALE

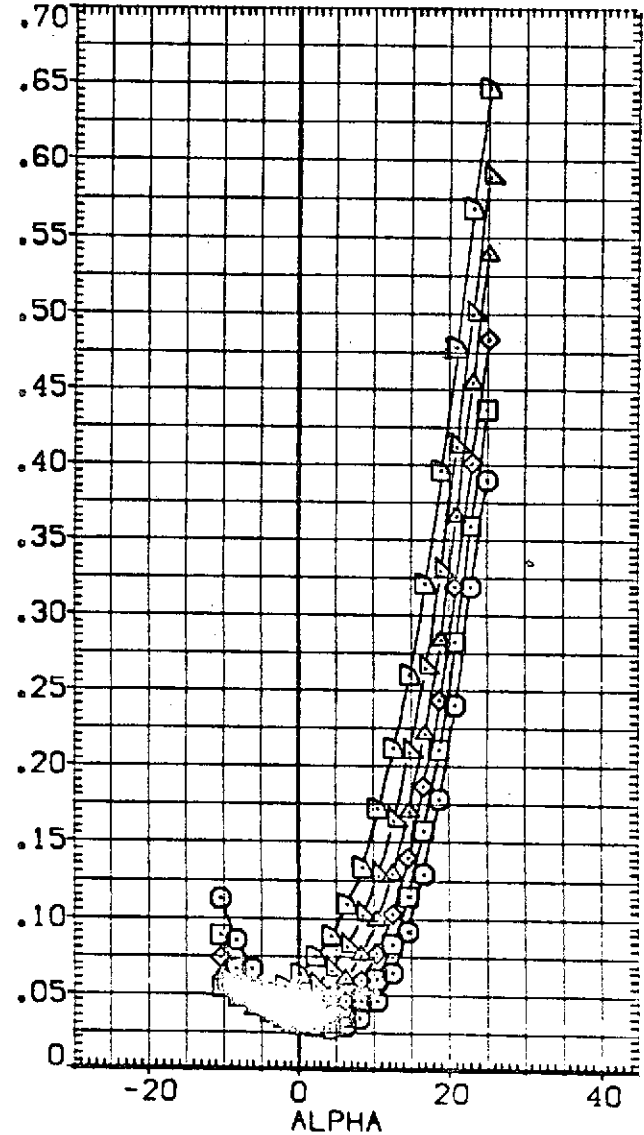
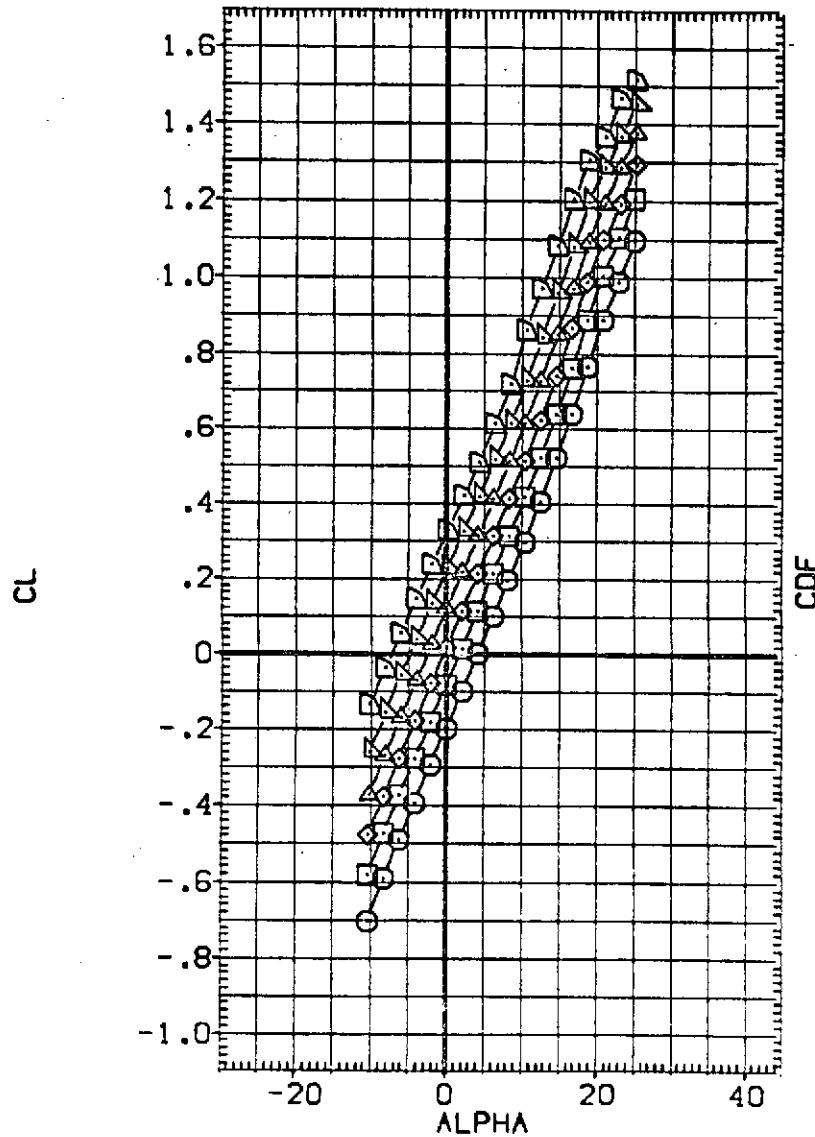


FIG 15 ELEVON EFFECTIVENESS, SOLID ELEVON
 (A)MACH = .26

DATA SET SYMBOL	CONFIGURATION DESCRIPTION
(BF6011)	OA118 B26C9M7FBW116E26V8R5X9
(BF6002)	OA118 B26C9M7FBW116E26V8R5X9
(BF6003)	OA118 B26C9M7FBW116E26V8R5X9
(BF6013)	OA118 B26C9M7FBW116E26V8R5X9
(BF6007)	OA118 B26C9M7FBW116E26V8R5X9
(BF6016)	OA118 B26C9M7FBW116E26V8R5X9

ELE-L0	ELE-L1	ELE-R1	ELE-R0	REFERENCE INFORMATION	
-5.000	-5.000	-5.000	-5.000	SREF	4.4119 SQ.FT.
.000	.000	.000	.000	LREF	19.2299 INCHES
5.000	5.000	5.000	5.000	BREF	37.9359 INCHES
10.000	10.000	10.000	10.000	XMRP	43.5974 INCHES
15.000	15.000	15.000	15.000	YMRP	.0000 INCHES
20.000	20.000	20.000	20.000	ZMRP	15.1875 INCHES
				SCALE	.0405 SCALE'

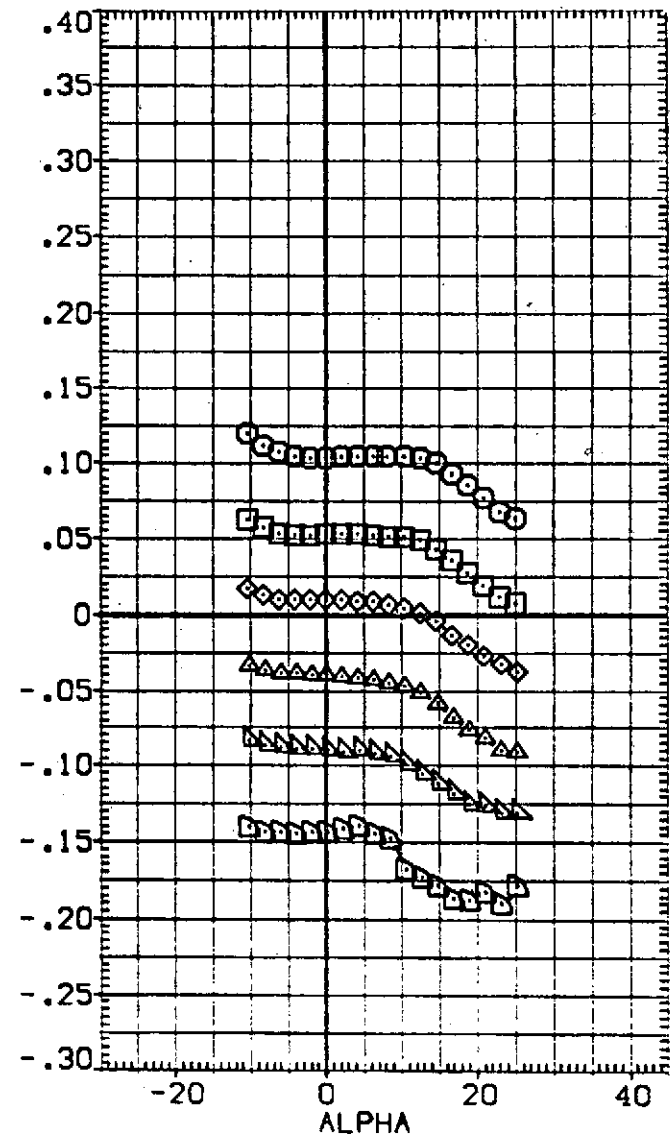
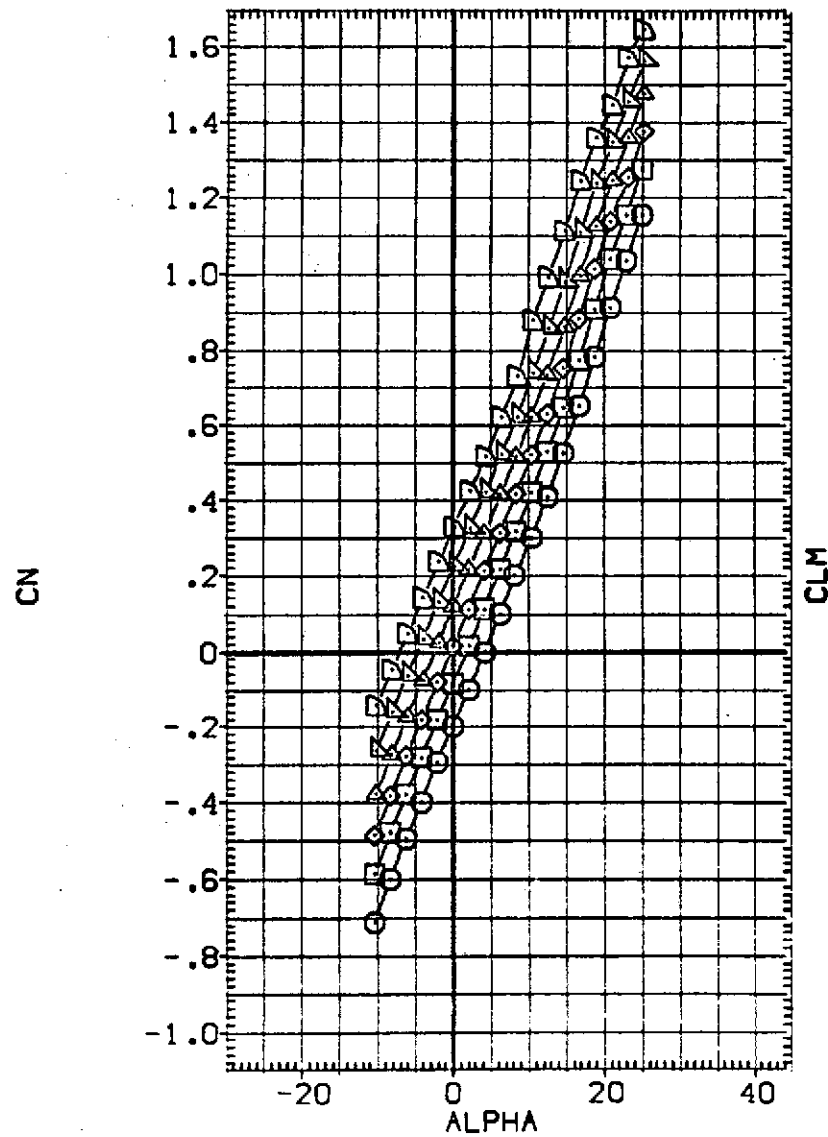


FIG 15 ELEVON EFFECTIVENESS, SOLID ELEVON

(A)MACH .76

DATA SET SYMBOL	CONFIGURATION DESCRIPTION
(BF6011)	OA118 B26C9M7F8V116E26V8R5X9
(BF6002)	OA118 B26C9M7F8V116E26V8R5X9
(BF6003)	OA118 B26C9M7F8V116E26V8R5X9
(BF6013)	OA118 B26C9M7F8V116E26V8R5X9
(BF6007)	OA118 B26C9M7F8V116E26V8R5X9
(BF6016)	OA118 B26C9M7F8V116E26V8R5X9

ELE-LO	ELE-LI	ELE-RI	ELE-RO	REFERENCE INFORMATION
-5.000	-5.000	-5.000	-5.000	SREF 4.4119 50. FT.
.000	.000	.000	.000	LREF 19.2299 INCHES
5.000	5.000	5.000	5.000	BREF 37.9359 INCHES
10.000	10.000	10.000	10.000	XMRP 43.5974 INCHES
15.000	15.000	15.000	15.000	YMRP .0000 INCHES
20.000	20.000	20.000	20.000	ZMRP 15.1875 INCHES
				SCALE .0405 SCALE

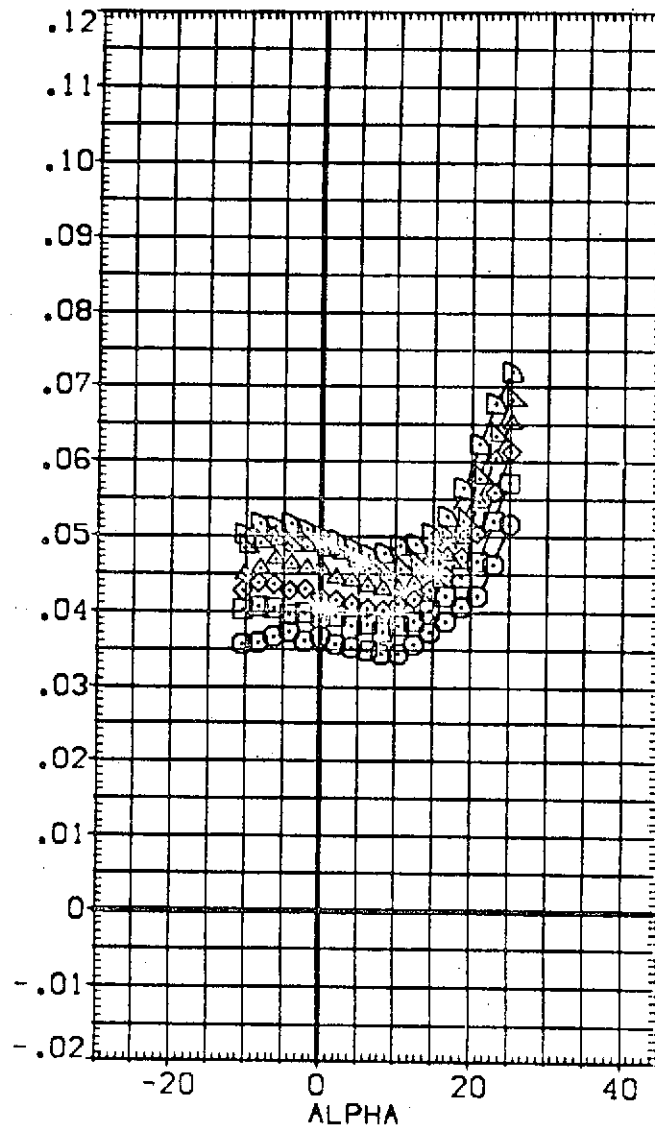
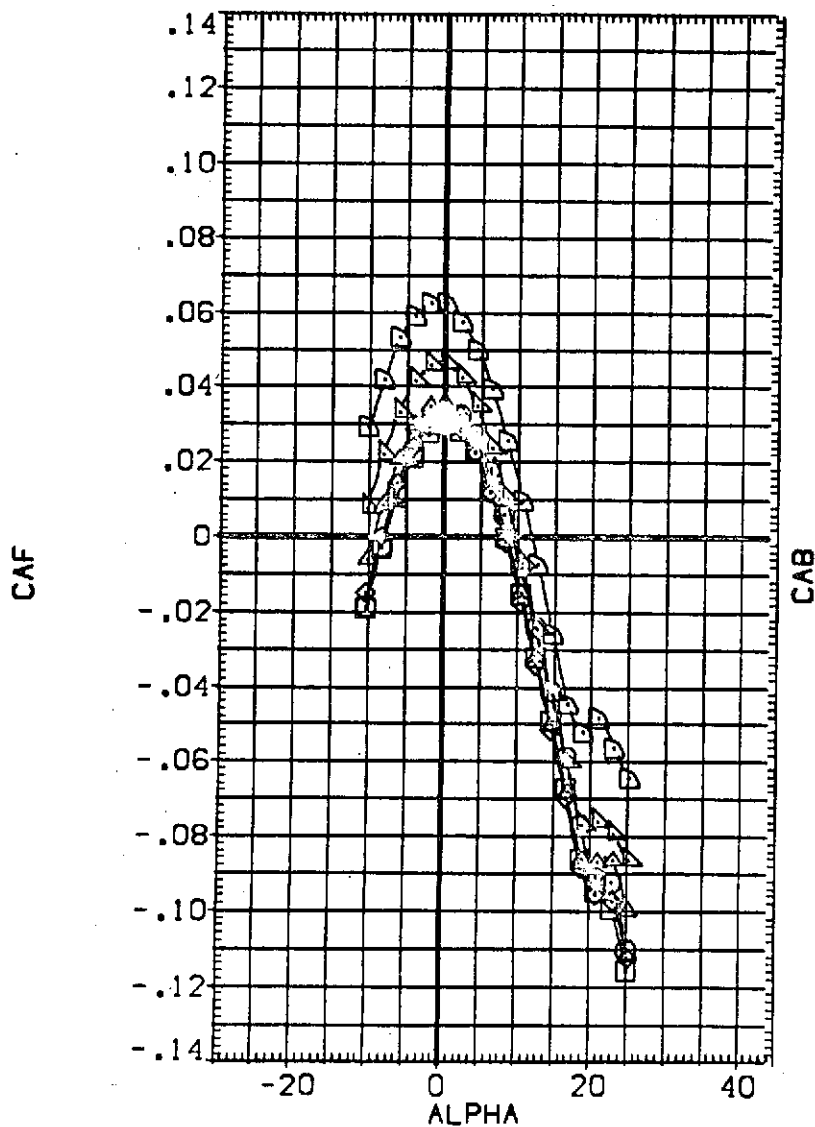


FIG 15 ELEVON EFFECTIVENESS, SOLID ELEVON

(A)MACH = .26

DATA SET SYMBOL	CONFIGURATION DESCRIPTION
(BF6011)	OA118 B26C9M7FBV116E26V8R5X9
(BF6002)	OA118 B26C9M7FBV116E26V8R5X9
(BF6003)	OA118 B26C9M7FBV116E26V8R5X9
(BF6013)	OA118 B26C9M7FBV116E26V8R5X9
(BF6007)	OA118 B26C9M7FBV116E26V8R5X9
(BF6016)	OA118 B26C9M7FBV116E26V8R5X9

ELE-L0	ELE-L1	ELE-R1	ELE-R0	REFERENCE INFORMATION		
-5.000	-5.000	-5.000	-5.000	SREF	4.4119	50. FT.
.000	.000	.000	.000	LREF	19.2299	INCHES
5.000	5.000	5.000	5.000	BREF	37.9359	INCHES
10.000	10.000	10.000	10.000	XMRP	43.5974	INCHES
15.000	15.000	15.000	15.000	YMRP	.0000	INCHES
20.000	20.000	20.000	20.000	ZMRP	15.1875	INCHES
				SCALE	.0405	SCALE

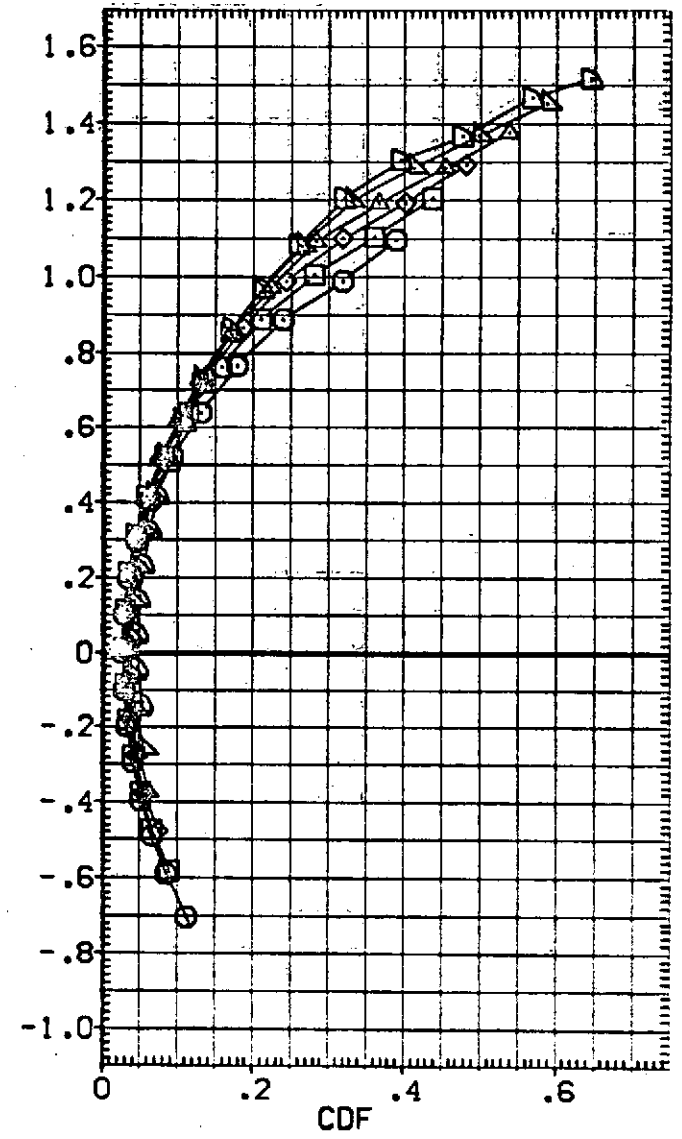
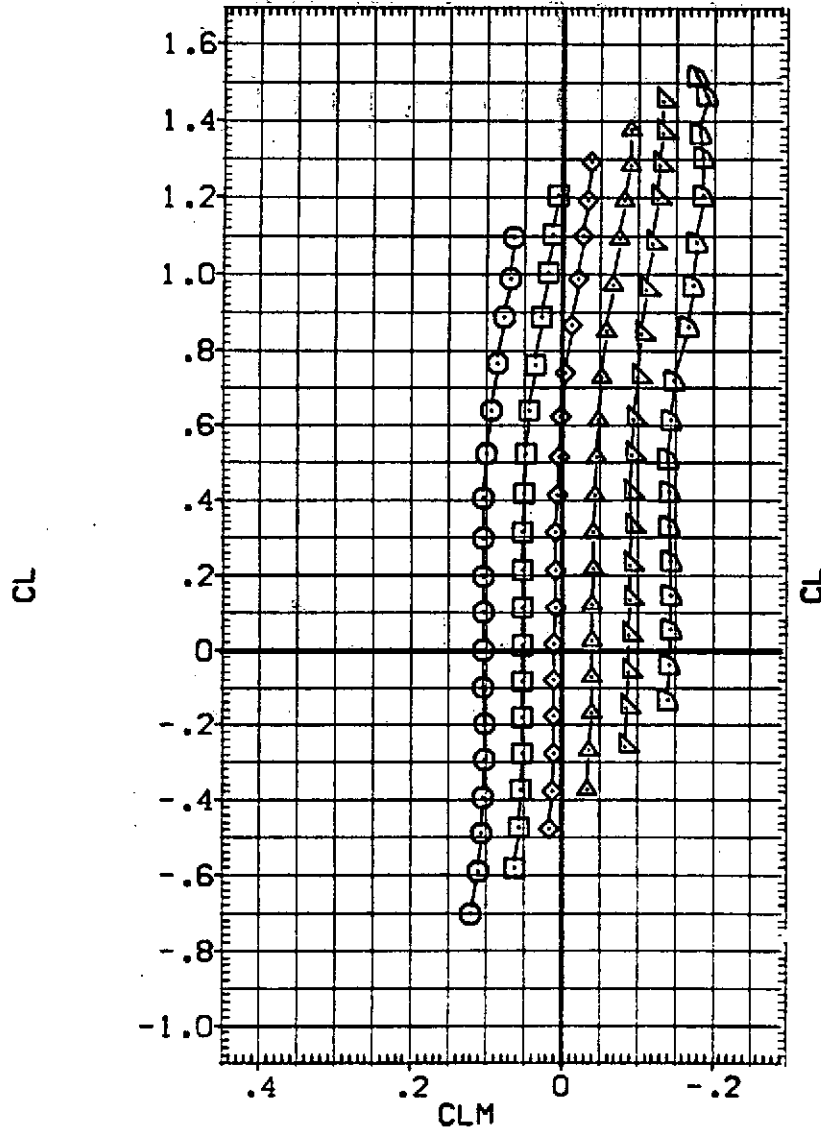


FIG 15 ELEVON EFFECTIVENESS, SOLID ELEVON
 (A)MACH = .26

DATA SET SYMBOL	CONFIGURATION	DESCRIPTION
(BF6011)	OA118	B26C9M7F8 1 6826V8RSX9
(BF6002)	OA118	B26C9M7F8 1 6826V8RSX9
(BF6003)	OA118	B26C9M7F8 1 6826V8RSX9
(BF6013)	OA118	B26C9M7F8 1 6826V8RSX9
(BF6007)	OA118	B26C9M7F8 1 6826V8RSX9
(BF6016)	OA118	B26C9M7F8 1 6826V8RSX9

ELE-LO	ELE-LI	ELE-RI	ELE-RO	REFERENCE INFORMATION		
-5.000	-5.000	-5.000	-5.000	SREF	4.4119	50. FT.
.000	.000	.000	.000	LREF	19.2299	INCHES
5.000	5.000	5.000	5.000	BREF	37.9359	INCHES
10.000	10.000	10.000	10.000	XMRP	43.5974	INCHES
15.000	15.000	15.000	15.000	YMRP	.0000	INCHES
20.000	20.000	20.000	20.000	ZMRP	15.1875	INCHES
				SCALE	.0405	SCALE

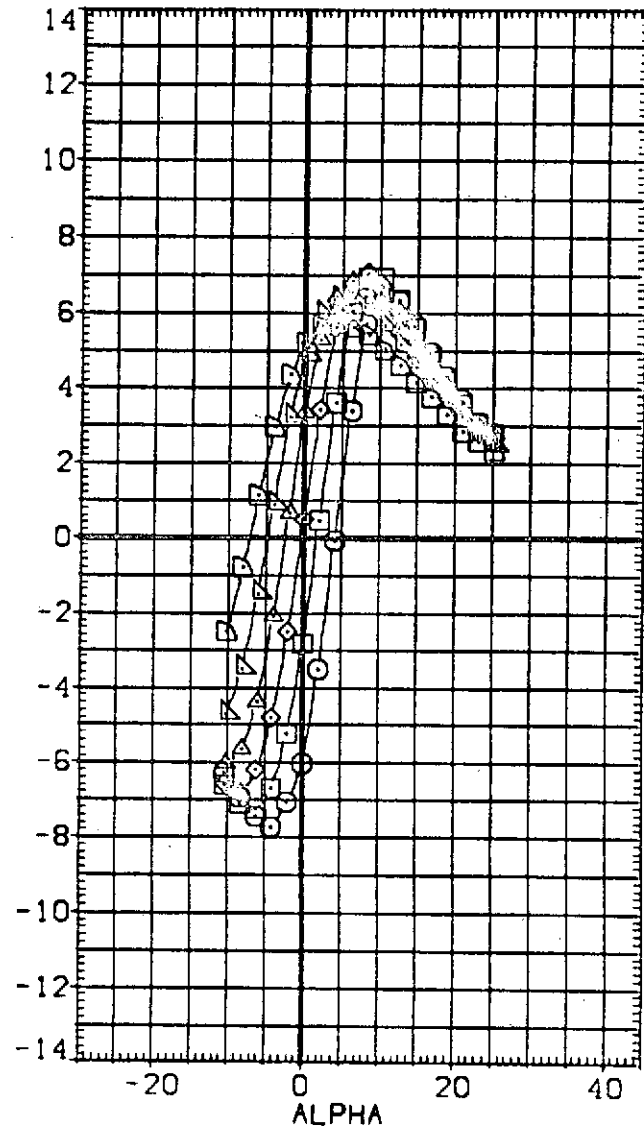
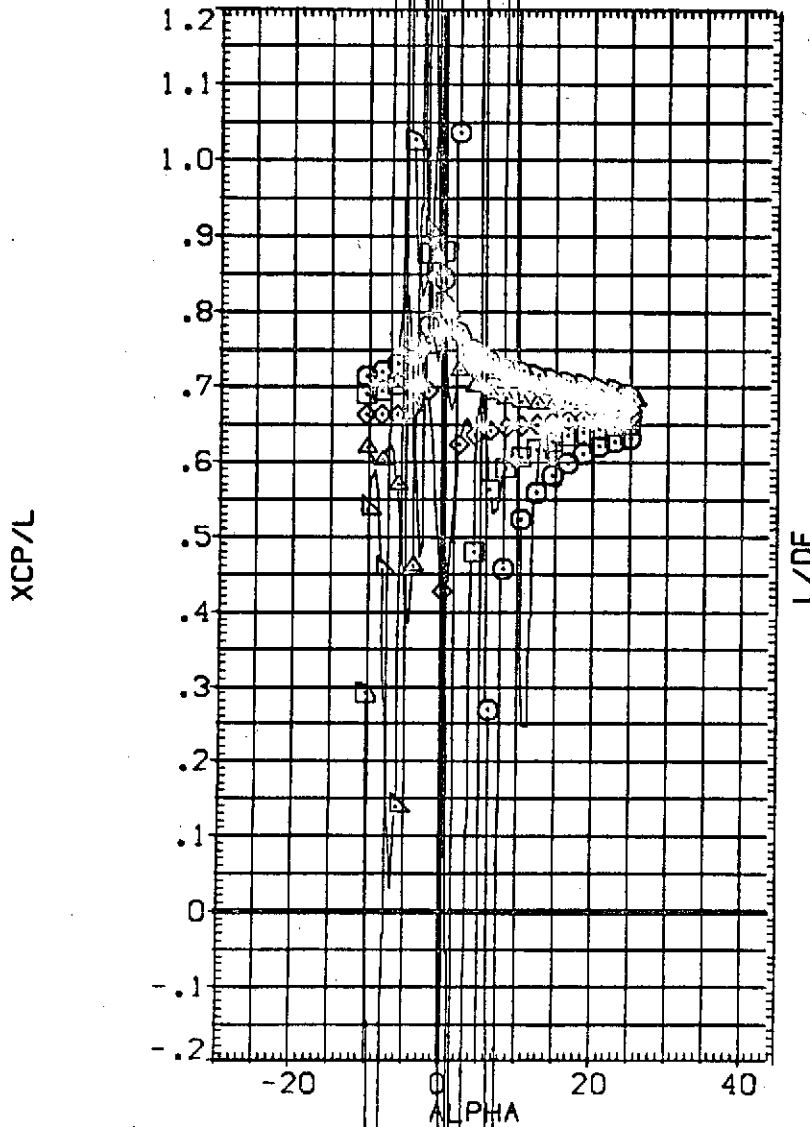


FIG 15 ELEVON EFFECTIVENESS, SOLID ELEVON
 (A)MACH = .26

SYMBOL	ALPHA	PARAMETRIC VALUES			
○	-10.000	MACH	.260	ELE-LO	-40.000
□	-8.000	ELE-RI	-40.000	ELE-RO	-40.000
◇	-6.000	SPOBRK	25.000	BDFLAP	-12.000
△	-4.000	RUDDER	.000	BETA	.000
▽	-2.000				

DATA SOURCE			REFERENCE INFORMATION		
ELEVON	DATASET	ELEVON	SREF		
-40.000	JF6031	-30.000	LREF	4.4119	50. FT.
-20.000	JF6015	-15.000	BREF	19.2299	INCHES
-10.000	JF6011	-5.000	XMRP	37.9359	INCHES
.000	JF6003	5.000	YMRP	43.5974	INCHES
10.000	JF6007	15.000	ZMRP	.0000	INCHES
20.000			SCALE	15.1875	INCHES
				.0405	SCALE

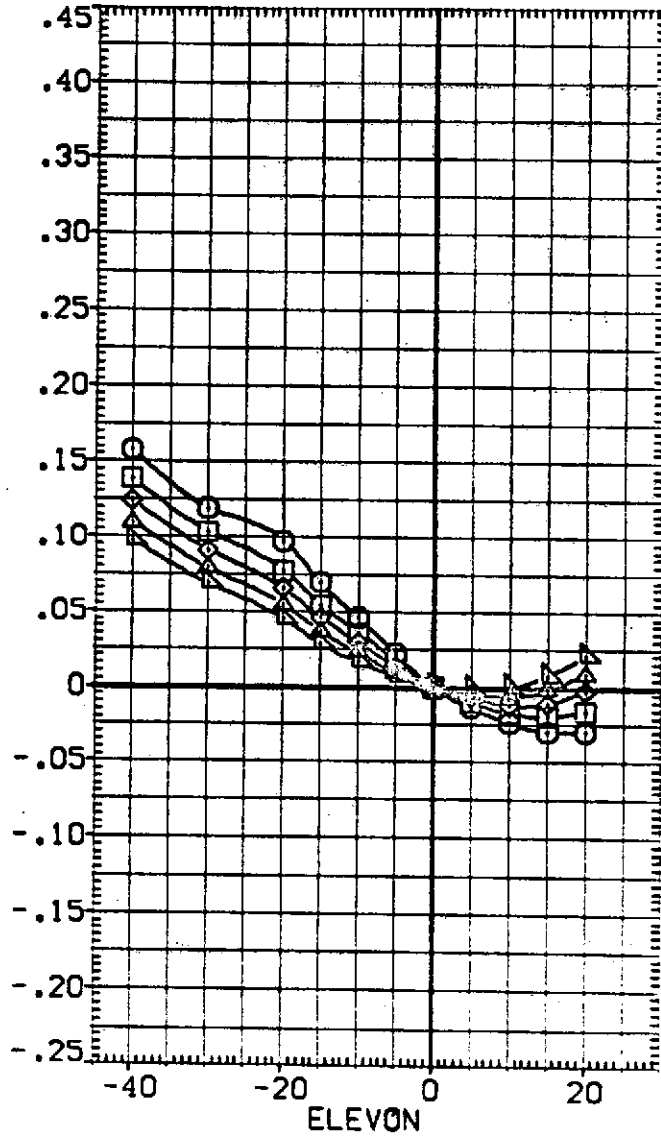
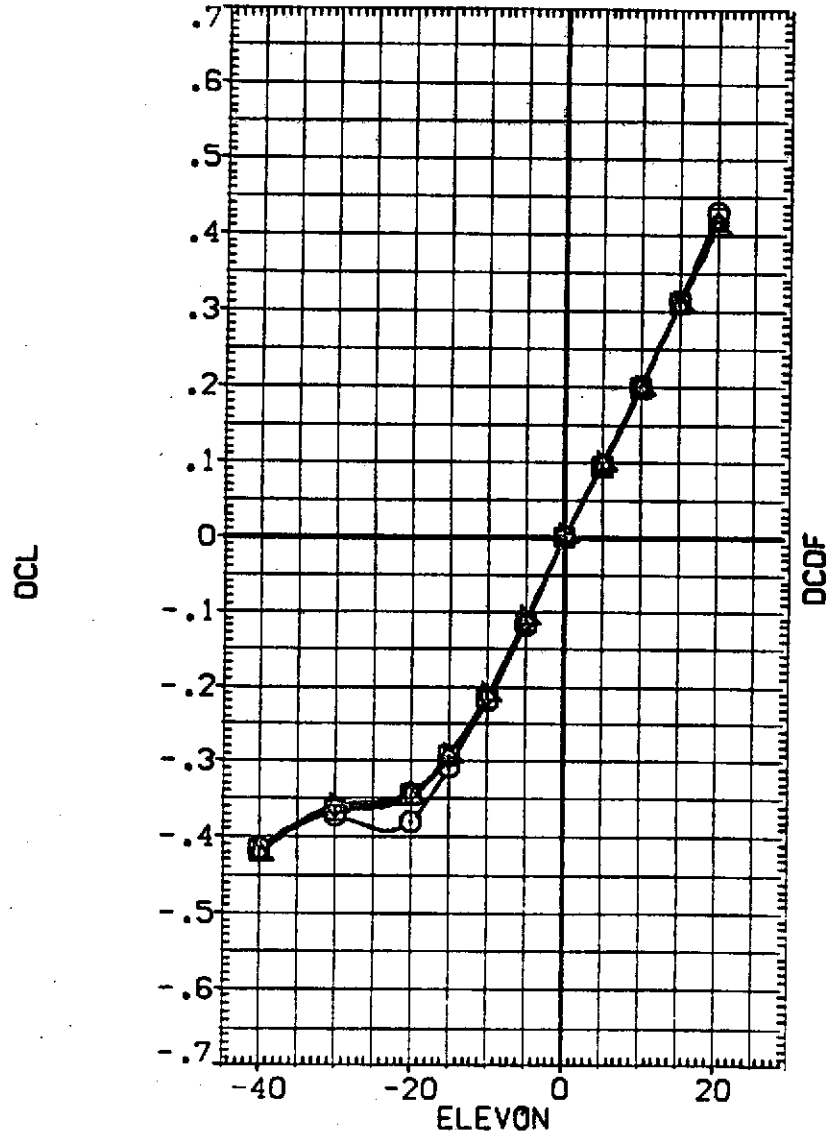


FIG 15 ELEVON EFFECTIVENESS, SOLID ELEVON

0A118 B26C9M7F8W116E26V8R5X9

(JF6036)

SYMBOL
 ○
 □
 ◇
 △
 ▽

ALPHA	PARAMETRIC VALUES	DATA SOURCE
.000	MACH .260	ELE-LO -40.000
2.000	ELE-RI -40.000	ELE-RO -40.000
4.000	SPDBRK 25.000	BOFLAP -12.000
6.000	RUDDER .000	BETA .000
8.000		

DATA SOURCE		REFERENCE INFORMATION		
ELEVON	DATASET	ELEVON	SREF	SO.FT.
-40.000	JF6031	-30.000	LREF	19.2299
-20.000	JF6015	-15.000	BREF	37.9359
-10.000	JF6011	-5.000	XMRP	43.5974
.000	JF6003	5.000	YMRP	.0000
10.000	JF6007	15.000	ZMRP	15.1875
20.000		SCALE		.0405
				SCALE

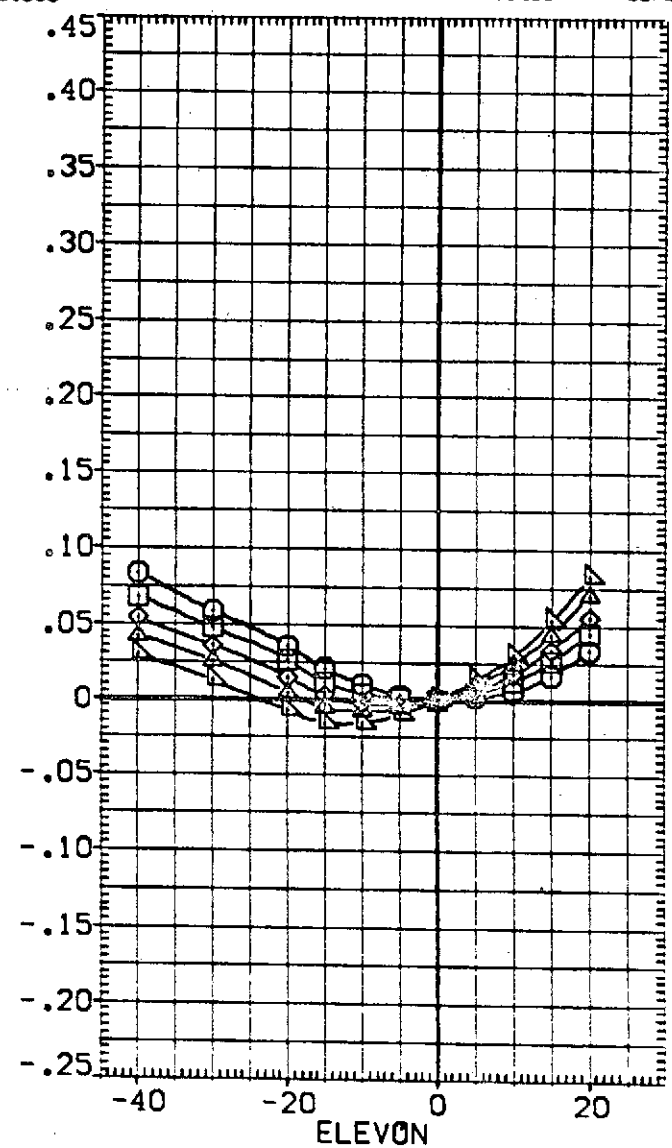
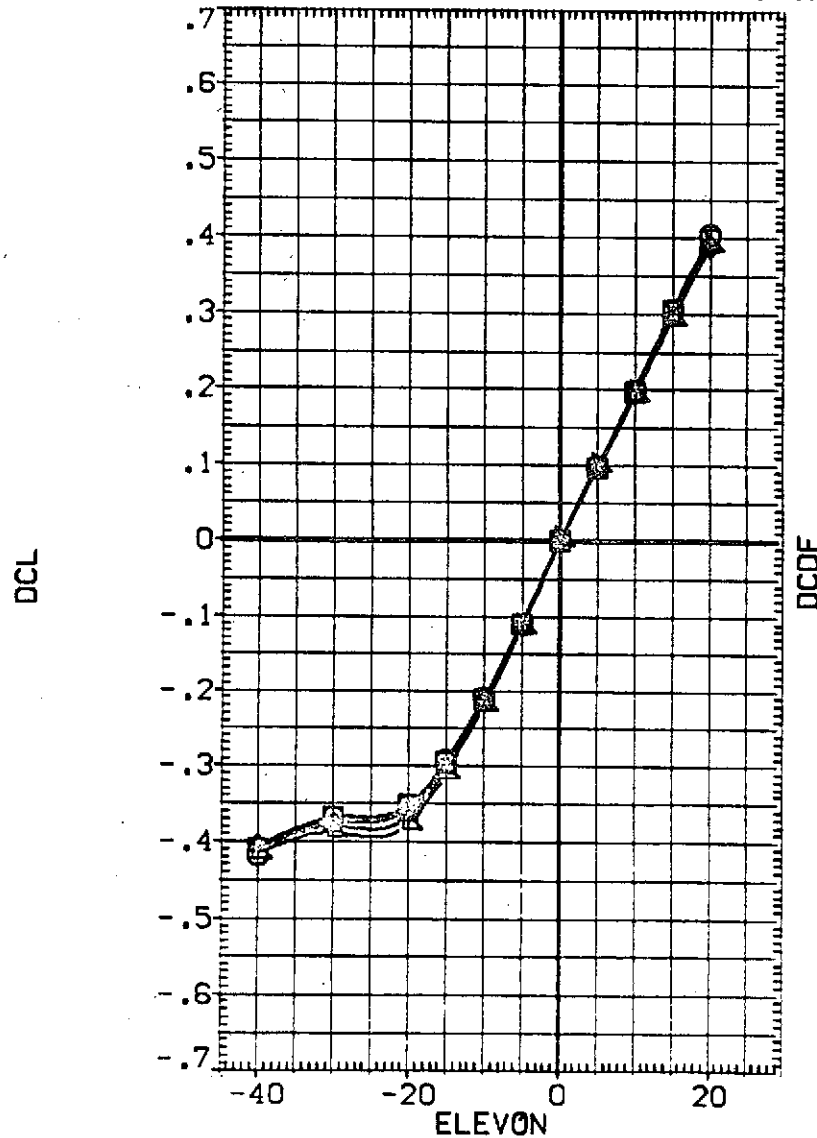


FIG 15 ELEVON EFFECTIVENESS, SOLID ELEVON

SYMBOL
 ○
 □
 ◇
 △
 ▽

ALPHA
 10.000
 12.000
 14.000
 16.000
 18.000

MACH
 ELE-RI
 SPDBRK
 RUDDER

PARAMETRIC VALUES
 .260
 -40.000
 25.000
 .000
 ELE-L0
 ELE-RO
 BOFLAP
 BETA

-40.000
 -40.000
 -12.000
 .000
 DATASET
 JF6036
 JF6030
 JF6006
 JF6002
 JF6013
 JF6016

DATA SOURCE
 ELEVON
 -40.000
 -20.000
 -10.000
 .000
 10.000
 20.000

DATASET
 JF6031
 JF6015
 JF6011
 JF6003
 JF6007

REFERENCE INFORMATION
 ELEVON
 SREF
 LREF
 BREF
 XMRP
 YMRP
 ZMRP
 SCALE
 4.4119
 19.2299
 37.9359
 43.5874
 .0000
 15.1875
 .0405
 SQ. FT.
 INCHES
 INCHES
 INCHES
 INCHES
 INCHES
 INCHES
 SCALE

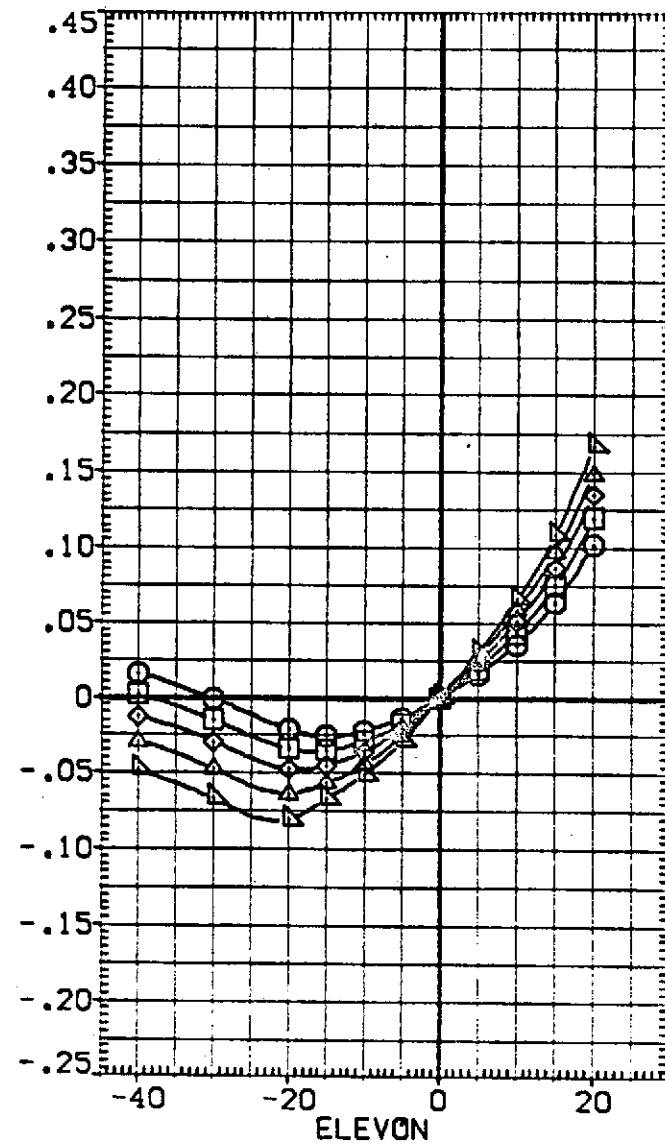
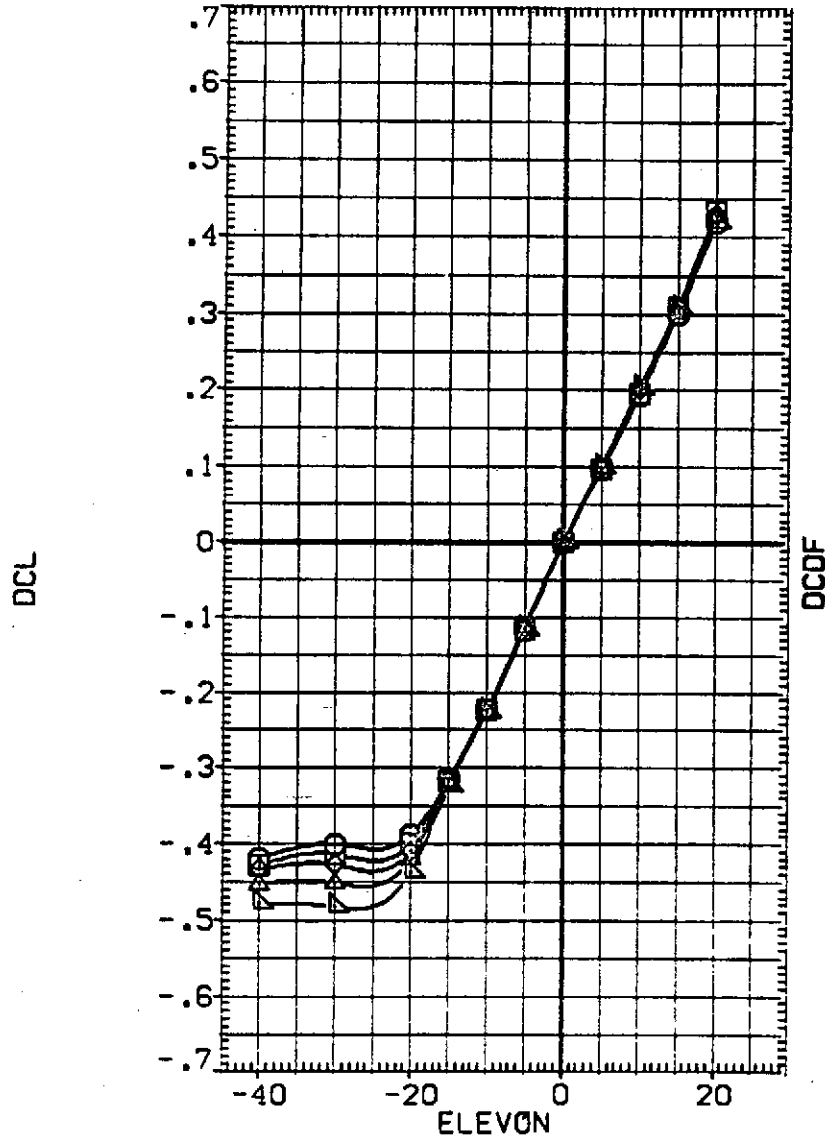


FIG 15 ELEVON EFFECTIVENESS, SOLID ELEVON

SYMBOL
 ○
 □
 ◇
 △

ALPHA	MACH	PARAMETRIC VALUES			
20.000		.260	ELE-L0	-40.000	JF6036
22.000	ELE-RI	-40.000	ELE-RO	-40.000	JF6030
24.000	SPOBRK	25.000	BOFLAP	-12.000	JF6006
25.000	RUDDER	.000	BETA	.000	JF6002
					JF6013
					JF6016

DATA SOURCE			REFERENCE INFORMATION		
ELEVON	DATASET	ELEVON	SREF	4.4119	SQ.FT.
-40.000	JF6031	-30.000	LREF	19.2299	INCHES
-20.000	JF6015	-15.000	BREF	37.9359	INCHES
-10.000	JF6011	-5.000	XMRP	43.5974	INCHES
.000	JF6003	5.000	YMRP	.0000	INCHES
10.000	JF6007	15.000	ZMRP	15.1875	INCHES
20.000			SCALE	.0405	SCALE

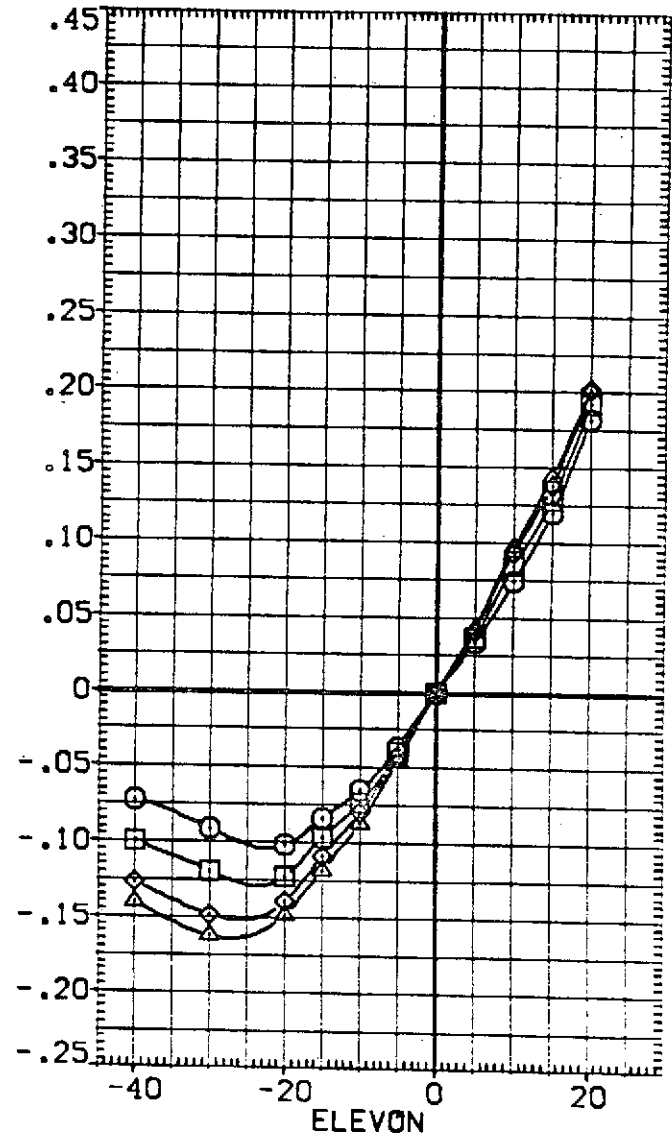
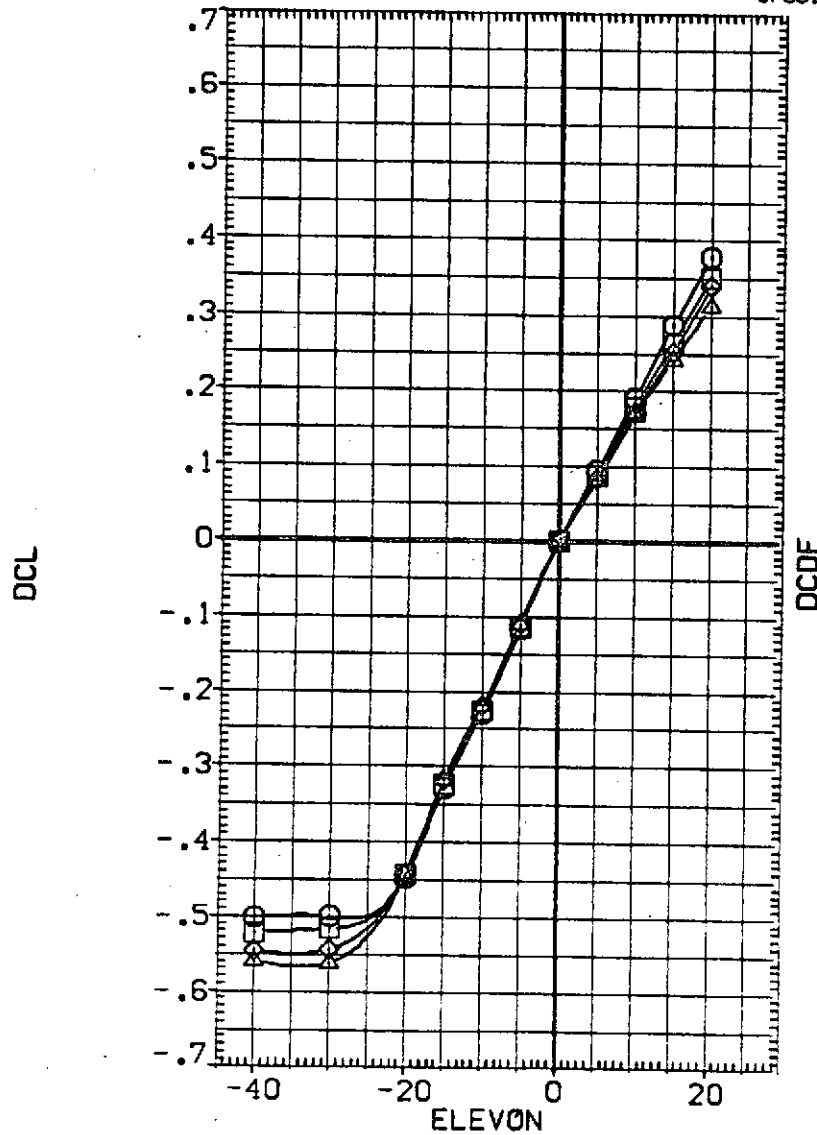


FIG 15 ELEVON EFFECTIVENESS, SOLID ELEVON

SYMBOL	ALPHA	PARAMETRIC VALUES			
○	-10.000	MACH	.260	ELE-LO	-40.000
□	-8.000	ELE-RI	-40.000	ELE-RO	-40.000
◇	-6.000	SPOBRK	25.000	BDFLAP	-12.000
△	-4.000	RUDDER	.000	BETA	.000
▽	-2.000				

DATA SOURCE			REFERENCE INFORMATION		
ELEVON	DATASET	ELEVON	SREF	4.4119	50. FT.
-40.000	JF6031	-30.000	LREF	19.2299	INCHES
-20.000	JF6015	-15.000	BREF	37.9359	INCHES
-10.000	JF6011	-5.000	XMRP	43.5974	INCHES
.000	JF6003	5.000	YMRP	.0000	INCHES
10.000	JF6007	15.000	ZMRP	15.1875	INCHES
20.000			SCALE	.0405	SCALE

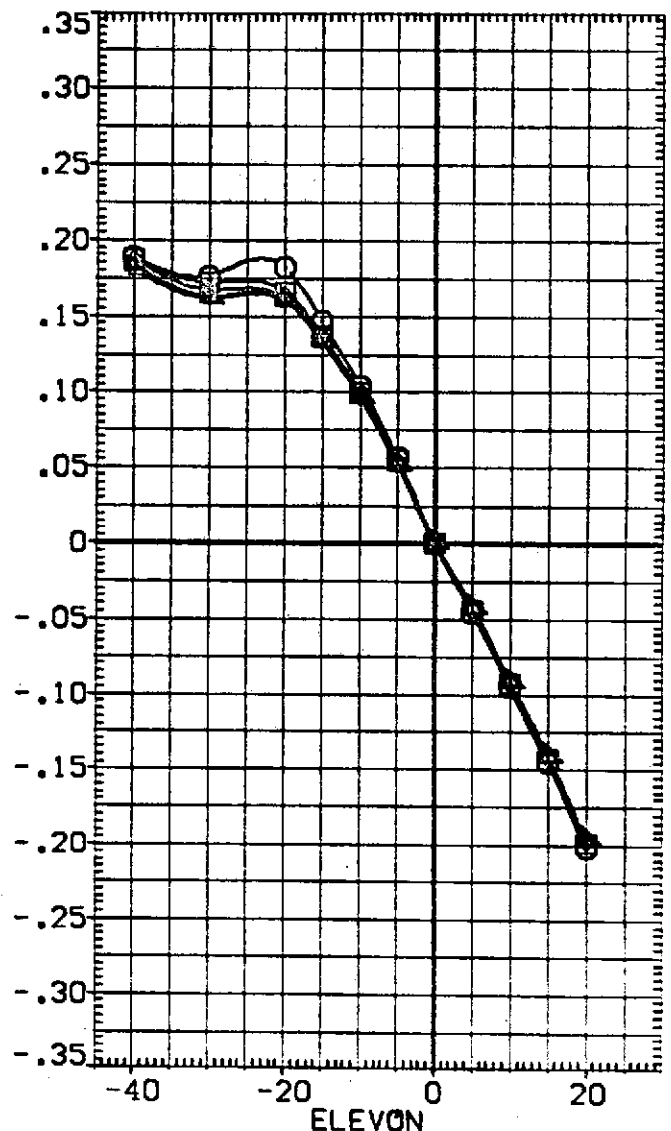
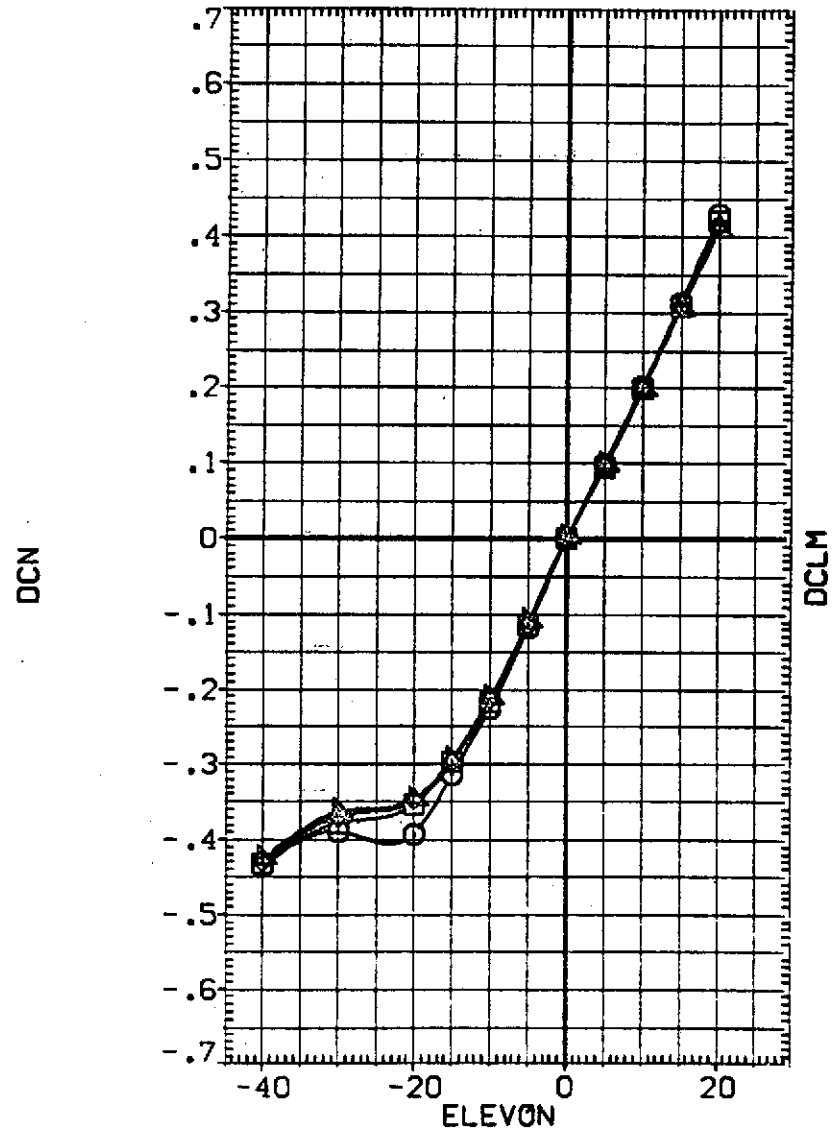


FIG 15 ELEVON EFFECTIVENESS, SOLID ELEVON

0A118 B26C9M7F8W116E26V8R5X9

(JF6036)

SYMBOL	ALPHA	MACH	PARAMETRIC VALUES		DATA SET
○	.000		.260	ELE-L0	-40.000
□	2.000	ELE-RI	-40.000	ELE-R0	-40.000
◇	4.000	SPDBRK	25.000	BOFLAP	-12.000
△	6.000	RUDDER	.000	BETA	.000
▽	8.000				

DATA SOURCE			REFERENCE INFORMATION		
ELEVON	DATASET	ELEVON	SREF	LREF	BREF
-40.000	JF6031	-30.000	4.4119	19.2299	37.9359
-20.000	JF6015	-15.000	43.5974	.0000	15.1875
-10.000	JF6011	-5.000	SCALE	.0405	
.000	JF6003	5.000			
10.000	JF6007	15.000			
20.000					

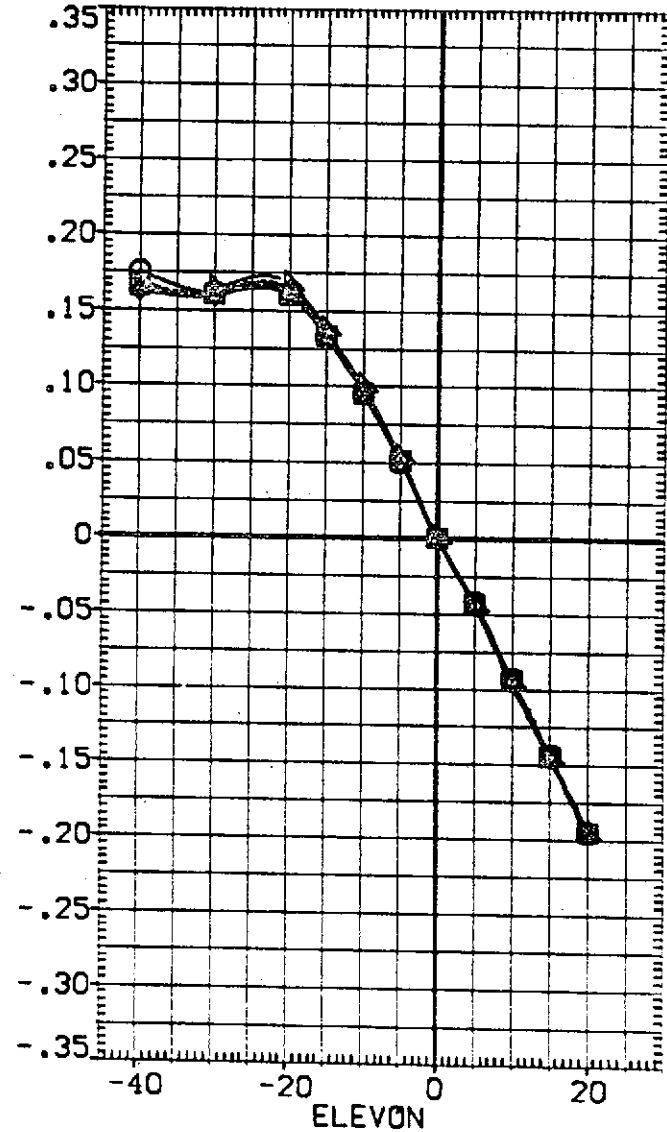
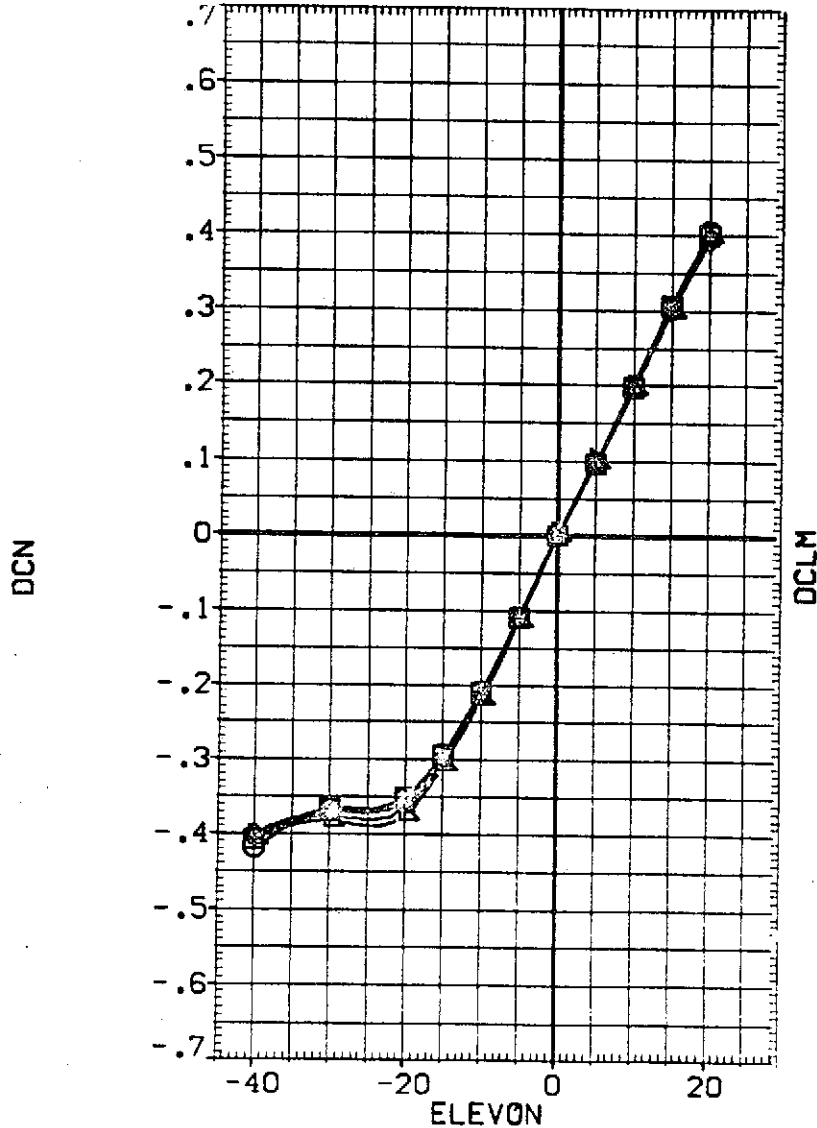


FIG 15 ELEVON EFFECTIVENESS, SOLID ELEVON

SYMBOL	ALPHA	PARAMETRIC VALUES			
○	10.000	MACH	.260	ELE-L0	-40.000
□	12.000	ELE-RI	-40.000	ELE-R0	-40.000
◇	14.000	SPDRK	25.000	BDFLAP	-12.000
△	16.000	RUDDER	.000	BETA	.000
▽	18.000				

DATA SOURCE		REFERENCE INFORMATION			
ELEVON	DATASET	ELEVON	SREF	4.4119	50. FT.
-40.000	JF6031	-30.000	LREF	19.2299	INCHES
-20.000	JF6015	-15.000	BREF	37.9359	INCHES
-10.000	JF6011	-5.000	XMRP	43.5974	INCHES
.000	JF6003	5.000	YMRP	.0000	INCHES
10.000	JF6007	15.000	ZMRP	15.1875	INCHES
20.000			SCALE	.0405	SCALE

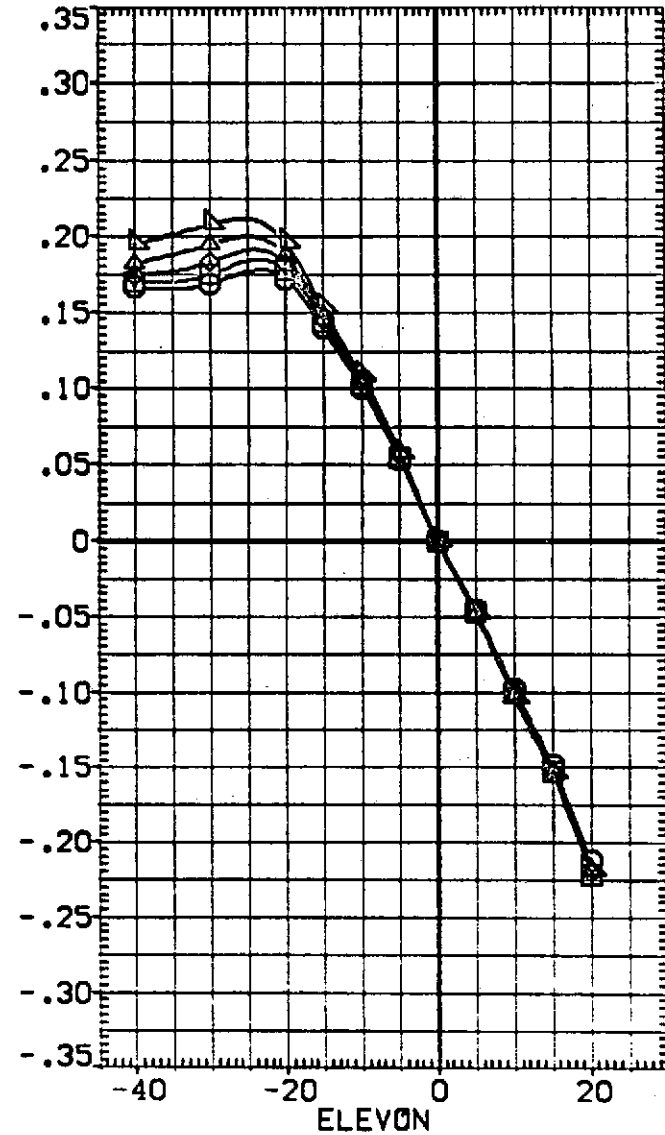
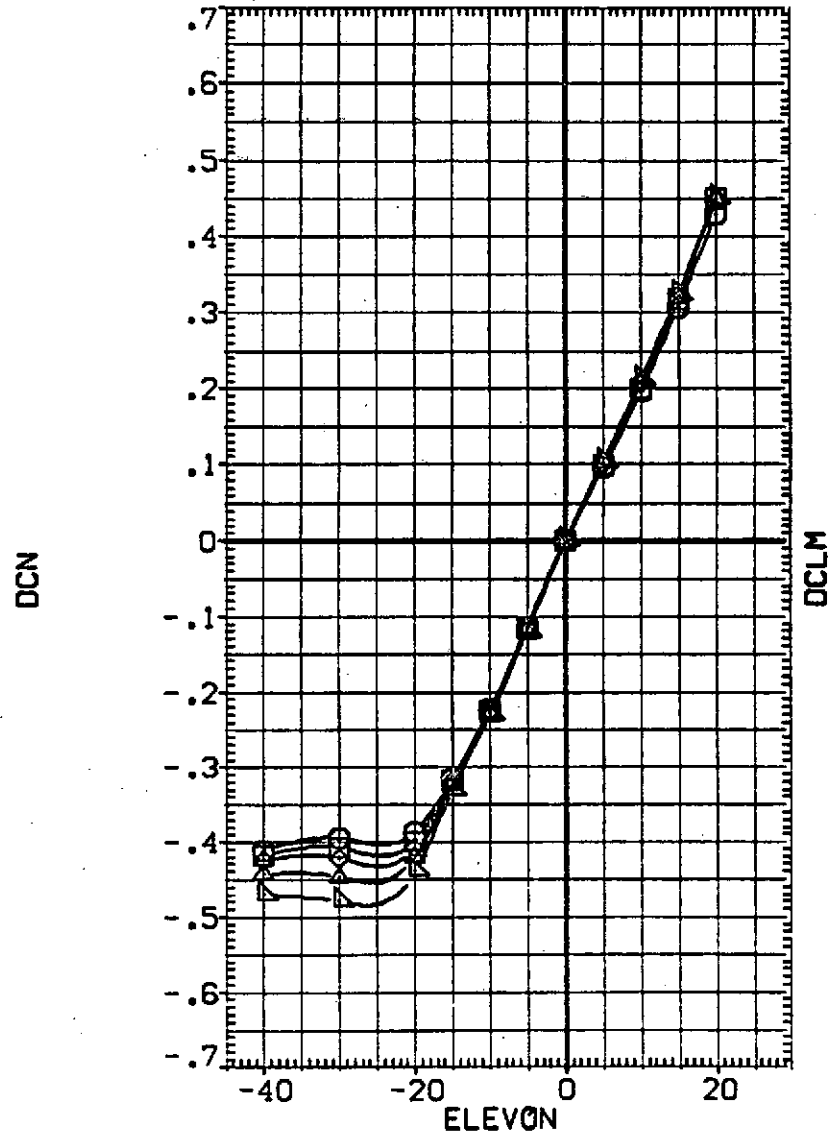


FIG 15 ELEVON EFFECTIVENESS, SOLID ELEVON

0A118 B26C9M7F8W116E26V8R5X9

(JF6036)

SYMBOL	ALPHA	PARAMETRIC VALUES			
○	20.000	MACH	.260	ELE-LD	-40.000
□	22.000	ELE-RI	-40.000	ELE-RO	-40.000
◇	24.000	SPDBRK	25.000	BDFLAP	-12.000
△	25.000	RUDDER	.000	BETA	.000

DATA SOURCE			REFERENCE INFORMATION		
ELEVON	DATASET	ELEVON	SREF	4.4119	SO.FT.
-40.000	JF6031	-30.000	LREF	19.2299	INCHES
-20.000	JF6015	-15.000	BREF	37.9369	INCHES
-10.000	JF6011	-5.000	XMRP	43.5974	INCHES
.000	JF6003	5.000	YMRP	.0000	INCHES
10.000	JF6007	15.000	ZMRP	15.1875	INCHES
20.000			SCALE	.0405	SCALE

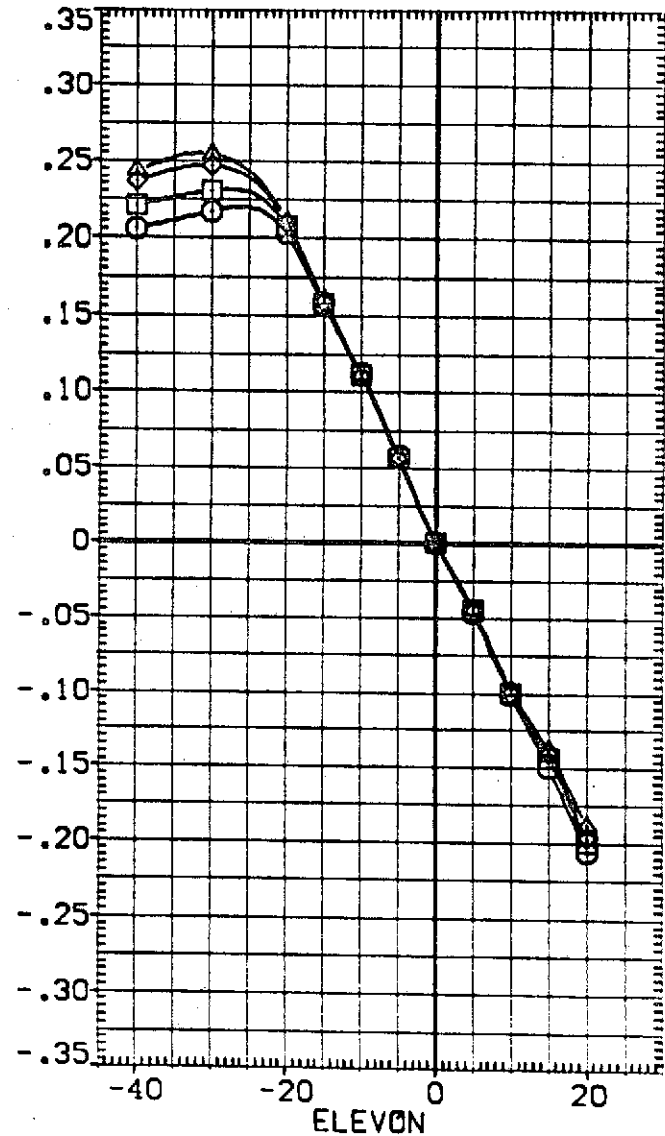
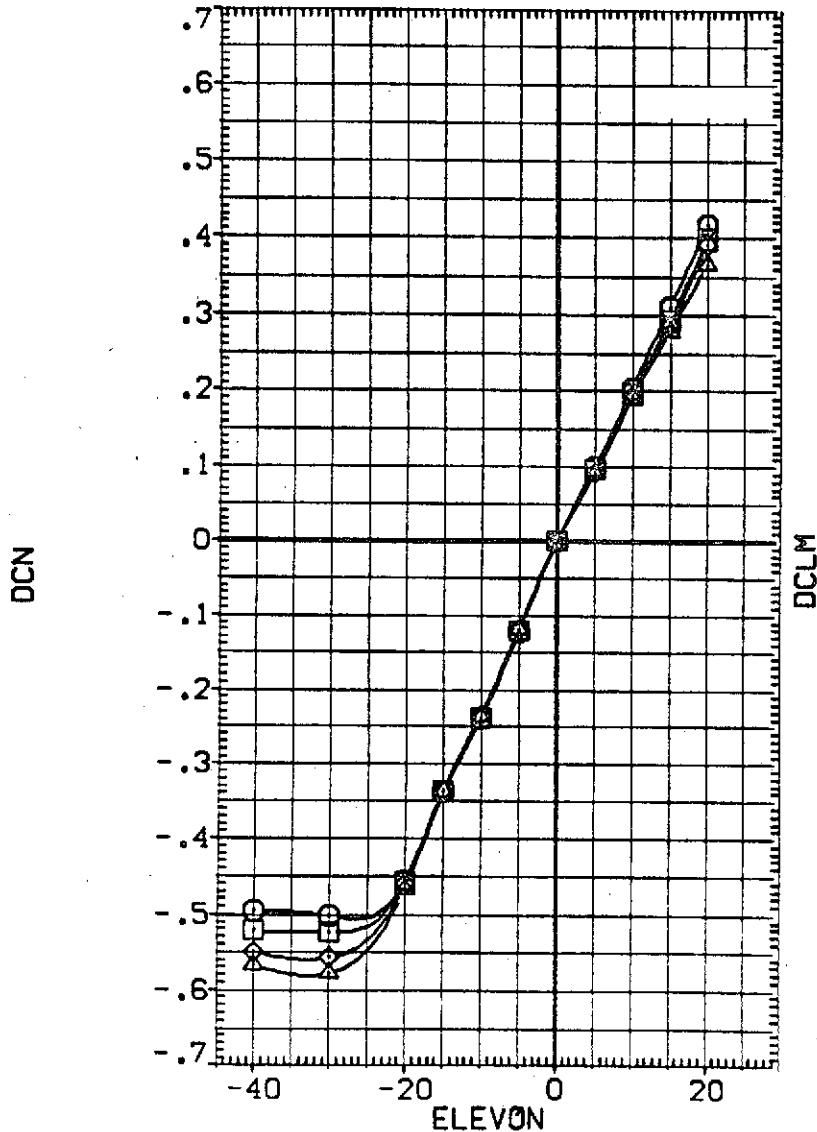


FIG 15 ELEVON EFFECTIVENESS, SOLID ELEVON

SYMBOL	ALPHA	PARAMETRIC VALUES				DATA SOURCE			REFERENCE INFORMATION			
○	-10.000	MACH	.260	ELE-L0	-40.000	DATASET	ELEVON	DATASET	ELEVON	SREF	4.4119	50. FT.
□	-8.000	ELE-R1	-40.000	ELE-R0	-40.000	JF6036	-40.000	JF6031	-30.000	LREF	19.2299	INCHES
◇	-6.000	SPOBRK	25.000	BOFLAP	-12.000	JF6030	-20.000	JF6015	-15.000	BREF	37.9359	INCHES
△	-4.000	RUDDER	.000	BETA	.000	JF6006	-10.000	JF6011	-5.000	XMRP	43.5874	INCHES
▽	-2.000					JF6002	.000	JF6003	5.000	YMRP	.0000	INCHES
						JF6013	10.000	JF6007	15.000	ZMRP	15.1875	INCHES
						JF6016	20.000			SCALE	.0405	SCALE

INCREMENTAL FOREBODY AXIAL FORCE COEFFICIENT, DCAF

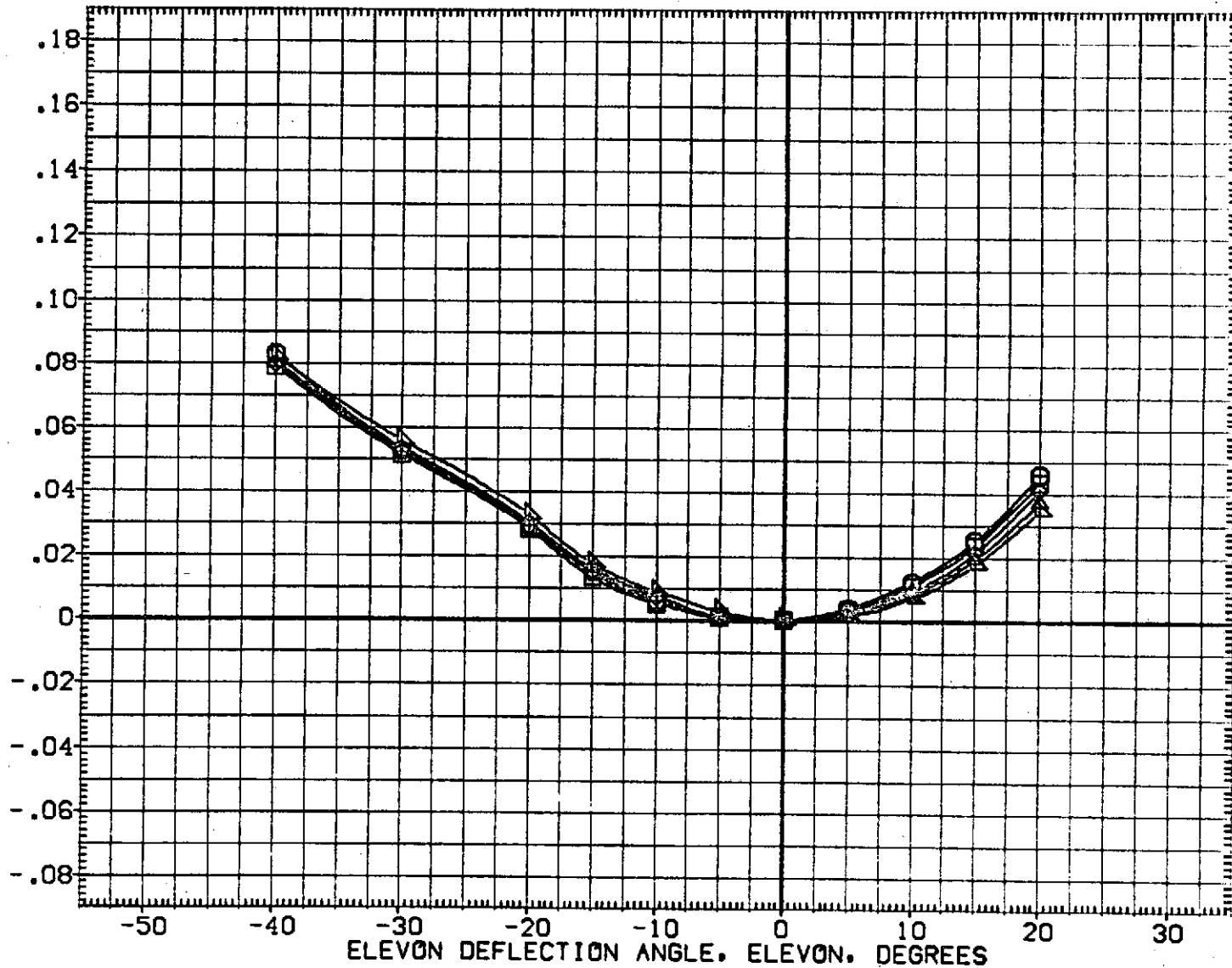


FIG 15 ELEVON EFFECTIVENESS, SOLID ELEVON

SYMBOL	ALPHA	PARAMETRIC VALUES				DATA SOURCE			REFERENCE INFORMATION			
○	.000	MACH	.260	ELE-LO	-40.000	DATASET	ELEVON	DATASET	ELEVON	SREF	4.4119	SO. FT.
□	2.000	ELE-RI	-40.000	ELE-RO	-40.000	JF6036	-40.000	JF6031	-30.000	LREF	19.2299	INCHES
◇	4.000	SPDBRK	25.000	BOFLAP	-12.000	JF6030	-20.000	JF6015	-15.000	BREF	37.9359	INCHES
△	6.000	RUDDER	.000	BETA	.000	JF6006	-10.000	JF6011	-5.000	XMRP	43.5974	INCHES
▽	8.000					JF6002	.000	JF6003	5.000	YMRP	.0000	INCHES
						JF6013	10.000	JF6007	15.000	ZMRP	15.1875	INCHES
						JF6016	20.000		SCALE		.0405	SCALE

INCREMENTAL FOREBODY AXIAL FORCE COEFFICIENT, DCAF

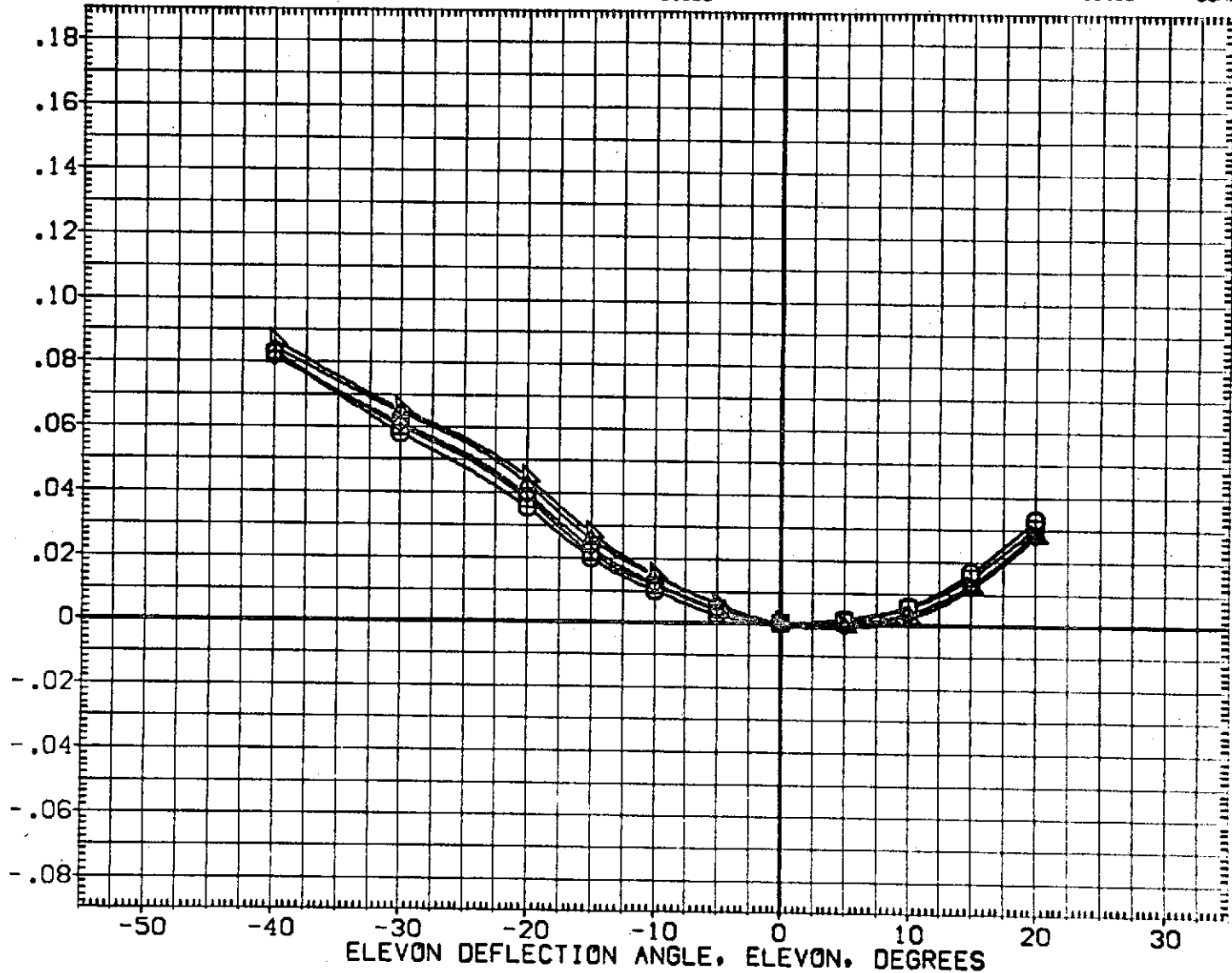


FIG 15 ELEVON EFFECTIVENESS, SOLID ELEVON

SYMBOL	ALPHA	PARAMETRIC VALUES				DATA SOURCE			REFERENCE INFORMATION			
○	10.000	MACH	.260	ELE-LB	-40.000	DATASET	ELEVON	DATASET	ELEVON	SREF	4.4119	50. FT.
□	12.000	ELE-RI	-40.000	ELE-RO	-40.000	JF6036	-40.000	JF6031	-30.000	LREF	19.2299	INCHES
◇	14.000	SPOBRK	25.000	BDFLAP	-12.000	JF6030	-20.000	JF6015	-15.000	BREF	37.9359	INCHES
△	16.000	RUDDER	.000	BETA	.000	JF6006	-10.000	JF6011	-5.000	XMRP	43.5974	INCHES
▽	18.000					JF6002	.000	JF6003	5.000	YMRP	.0000	INCHES
						JF6013	10.000	JF6007	15.000	ZMRP	15.1875	INCHES
						JF6016	20.000			SCALE	.0405	SCALE

INCREMENTAL FOREBODY AXIAL FORCE COEFFICIENT, DCAF

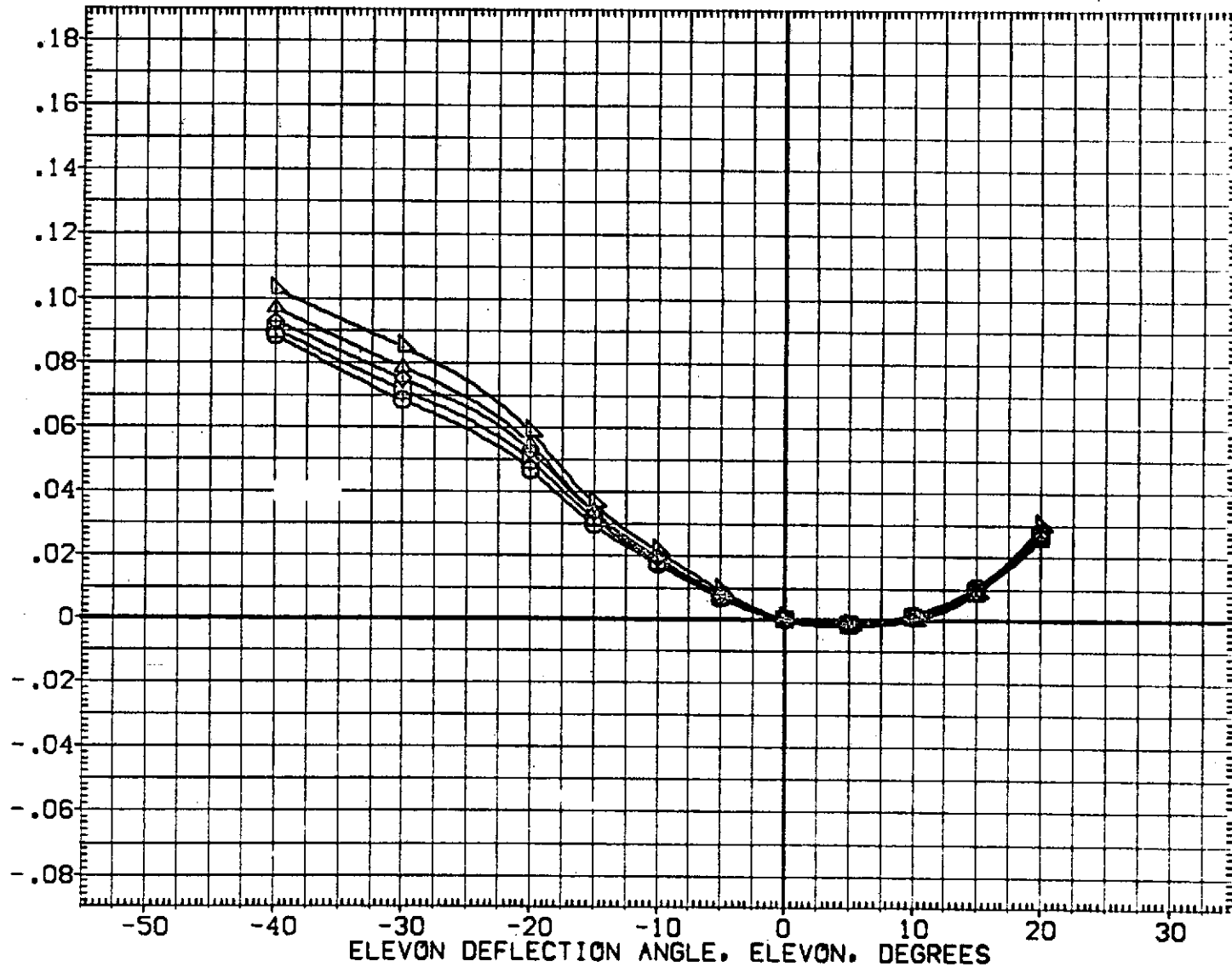


FIG 15 ELEVON EFFECTIVENESS, SOLID ELEVON

SYMBOL	PARAMETRIC VALUES				DATA SOURCE			REFERENCE INFORMATION		
	ALPHA	MACH	ELE-LO	ELE-RO	ELEVON	DATESET	ELEVON	SREF		
○	20.000		.260	-40.000	JF 6036	-40.000	JF 6031	4.4119	50. FT.	
□	22.000	ELE-RI	-40.000	-40.000	JF 6030	-20.000	JF 6015	19.2299	INCHES	
◇	24.000	SPOBRK	25.000	-12.000	JF 6006	-10.000	JF 6011	37.9359	INCHES	
△	25.000	RUDDER	.000	BETA	JF 6002	.000	JF 6003	43.5874	INCHES	
					JF 6013	10.000	JF 6007	.0000	INCHES	
					JF 6016	20.000		15.1875	INCHES	
								SCALE	.0405	SCALE

INCREMENTAL FOREBODY AXIAL FORCE COEFFICIENT, DCAF

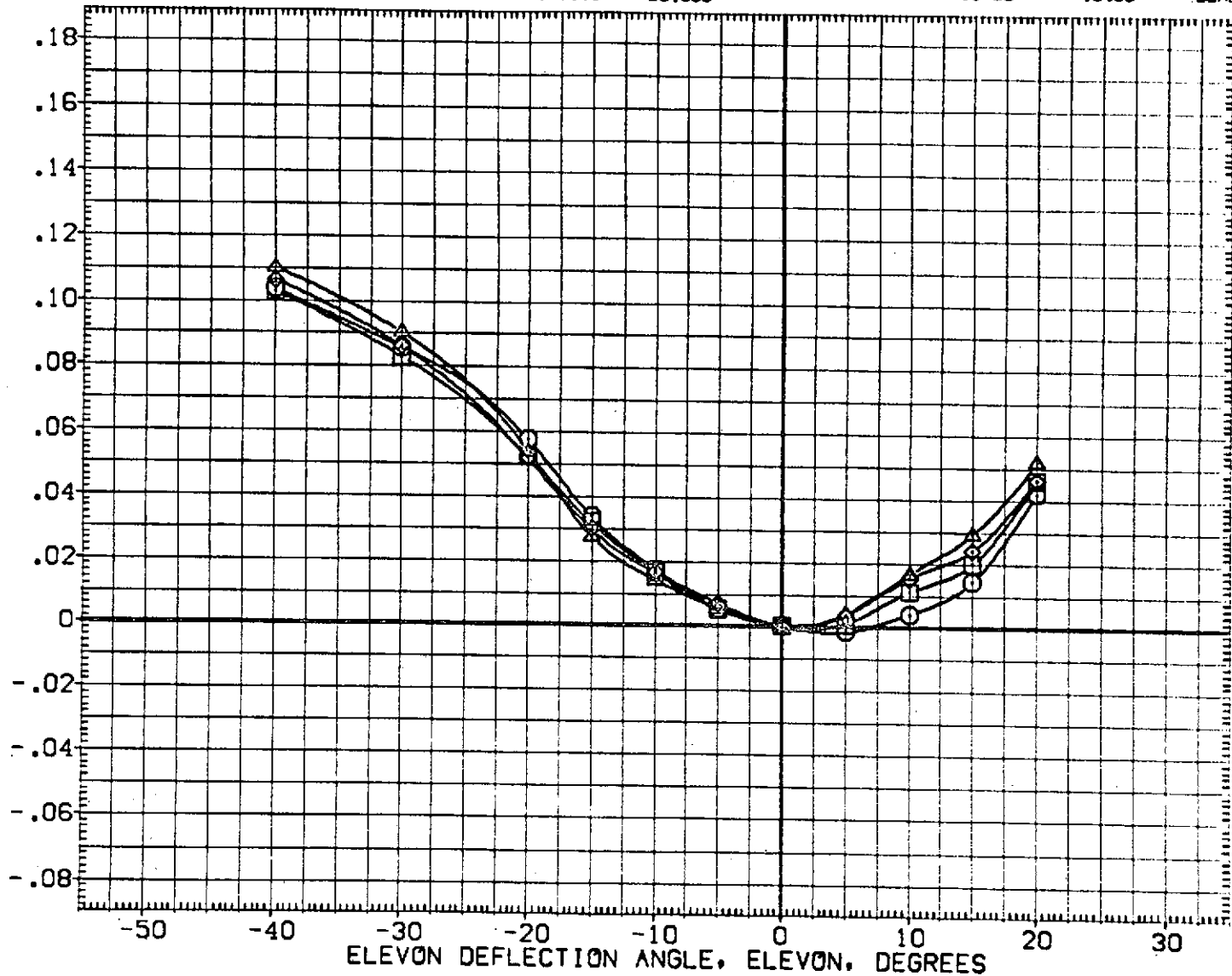


FIG 15 ELEVON EFFECTIVENESS, SOLID ELEVON

DATA SET SYMBOL	CONFIGURATION DESCRIPTION
{BF6035}	DA118 B26C9M7FBW116E28V8R5X9
{BF6032}	DA118 B26C9M7FBW116E28V8R5X9
{BF6029}	DA118 B26C9M7FBW116E28V8R5X9
{BF6014}	DA118 B26C9M7FBW116E28V8R5X9
{BF6005}	DA118 B26C9M7FBW116E28V8R5X9
{BF6001}	DA118 B26C9M7FBW116E28V8R5X9

ELE-L0	ELE-L1	ELE-R1	ELE-R0	REFERENCE INFORMATION		
-40.000	-40.000	-40.000	-40.000	SREF	4.4119	SO.FT.
-30.000	-30.000	-30.000	-30.000	LREF	19.2299	INCHES
-20.000	-20.000	-20.000	-20.000	BREF	37.9359	INCHES
-15.000	-15.000	-15.000	-15.000	XMRP	43.5974	INCHES
-10.000	-10.000	-10.000	-10.000	YMRP	.0000	INCHES
.000	.000	.000	.000	ZMRP	15.1875	INCHES
				SCALE	.0405	SCALE

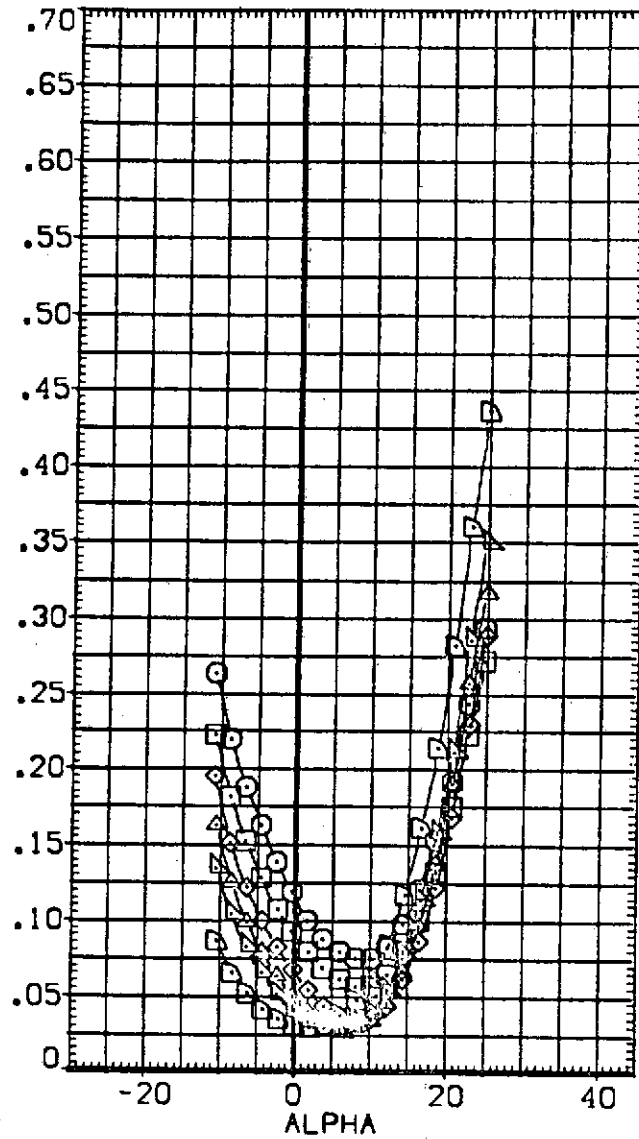
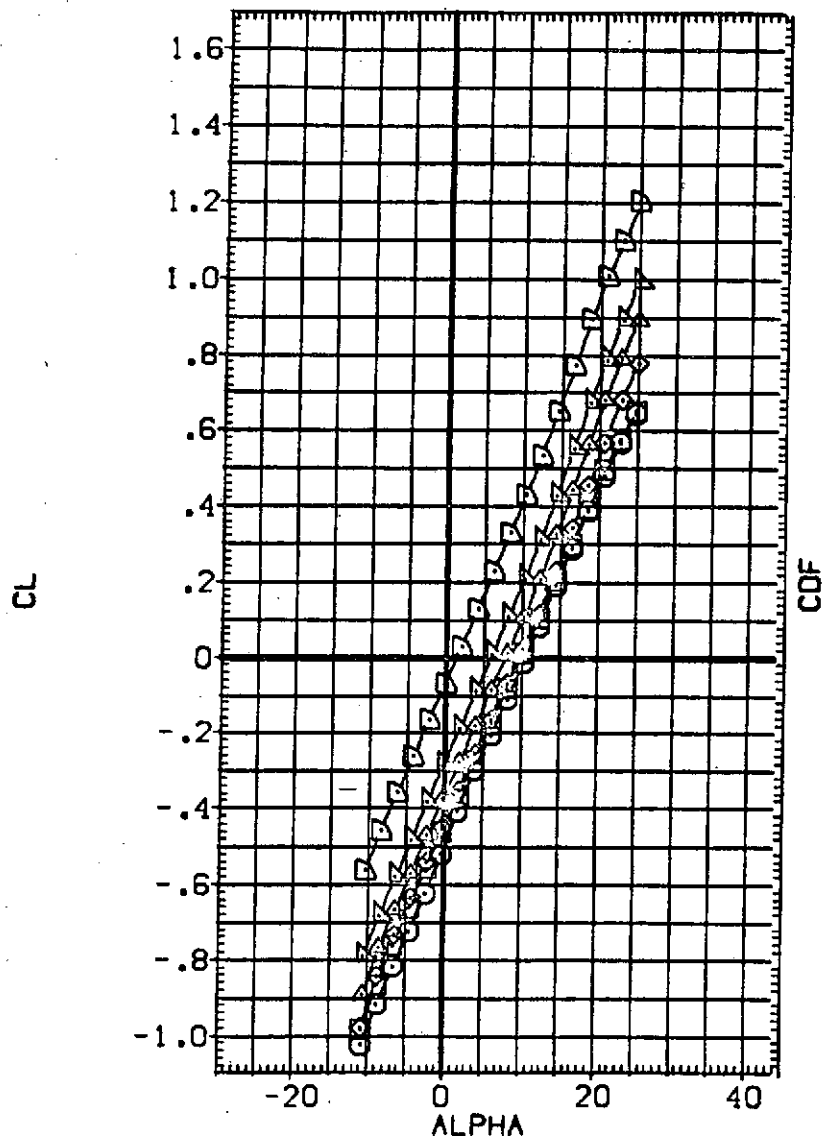


FIG 16 ELEVON EFFECTIVENESS, BASELINE GRUMMAN GAP

(A)MACH = .26

DATA SET SYMBOL	CONFIGURATION DESCRIPTION
(BF6035)	DA118 B26C9M7F8V116E28V8R5X9
(BF6032)	DA118 B26C9M7F8V116E28V8R5X9
(BF6029)	DA118 B26C9M7F8V116E28V8R5X9
(BF6014)	DA118 B26C9M7F8V116E28V8R5X9
(BF6005)	DA118 B26C9M7F8V116E28V8R5X9
(BF6001)	DA118 B26C9M7F8V116E28V8R5X9

ELE-L0	ELE-L1	ELE-R1	ELE-R0	REFERENCE INFORMATION		
-40.000	-40.000	-40.000	-40.000	SREF	4.4119	50. FT.
-30.000	-30.000	-30.000	-30.000	LREF	19.2299	INCHES
-20.000	-20.000	-20.000	-20.000	BREF	37.9359	INCHES
-15.000	-15.000	-15.000	-15.000	XMRP	43.5974	INCHES
-10.000	-10.000	-10.000	-10.000	YMRP	.0000	INCHES
.000	.000	.000	.000	ZMRP	15.1875	INCHES
				SCALE	.0405	SCALE

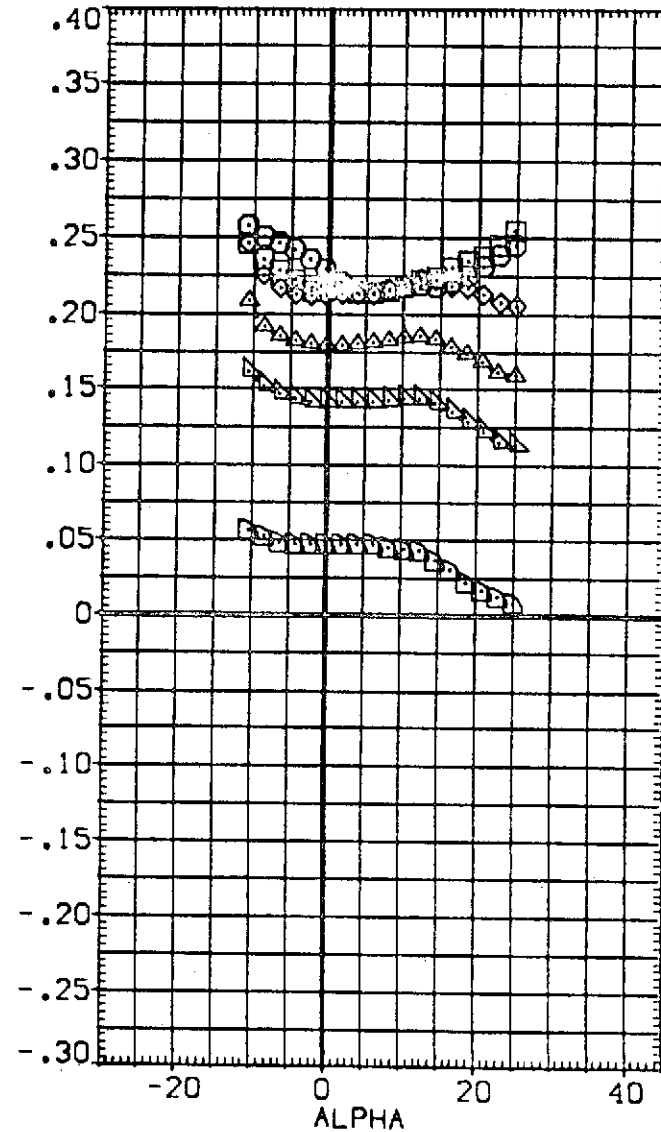
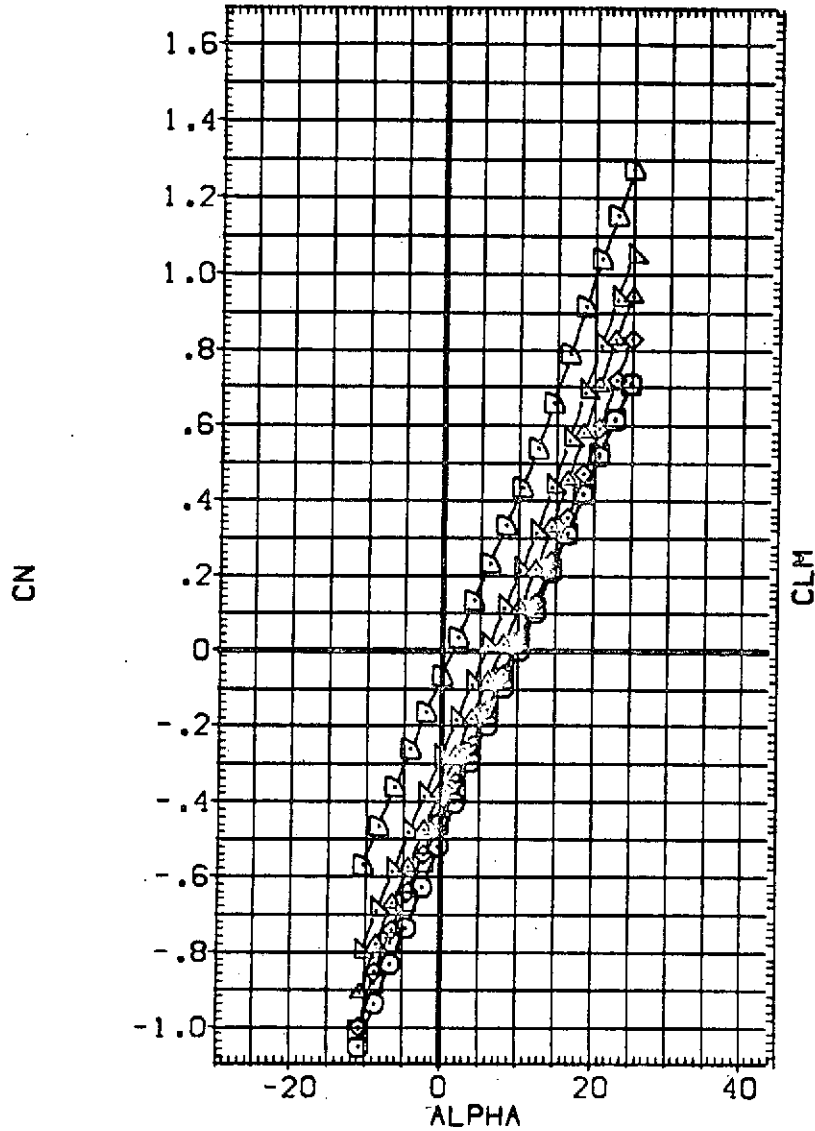


FIG 16 ELEVON EFFECTIVENESS, BASELINE GRUMMAN GAP

(A) MACH = .26

DATA SET SYMBOL	CONFIGURATION DESCRIPTION
(BF6035)	OA118 B26C9M7F8W116E28V8R5X9
(BF6032)	OA118 B26C9M7F8W116E28V8R5X9
(BF6029)	OA118 B26C9M7F8W116E28V8R5X9
(BF6014)	OA118 B26C9M7F8W116E28V8R5X9
(BF6005)	OA118 B26C9M7F8W116E28V8R5X9
(BF6001)	OA118 B26C9M7F8W116E28V8R5X9

ELE-L0	ELE-L1	ELE-R1	ELE-R0	REFERENCE INFORMATION		
-40.000	-40.000	-40.000	-40.000	SREF	4.4119	50. FT.
-30.000	-30.000	-30.000	-30.000	LREF	19.2299	INCHES
-20.000	-20.000	-20.000	-20.000	BREF	37.9359	INCHES
-15.000	-15.000	-15.000	-15.000	XMRP	43.5974	INCHES
-10.000	-10.000	-10.000	-10.000	YMRP	.0000	INCHES
.000	.000	.000	.000	ZMRP	15.1875	INCHES
				SCALE	.0405	SCALE

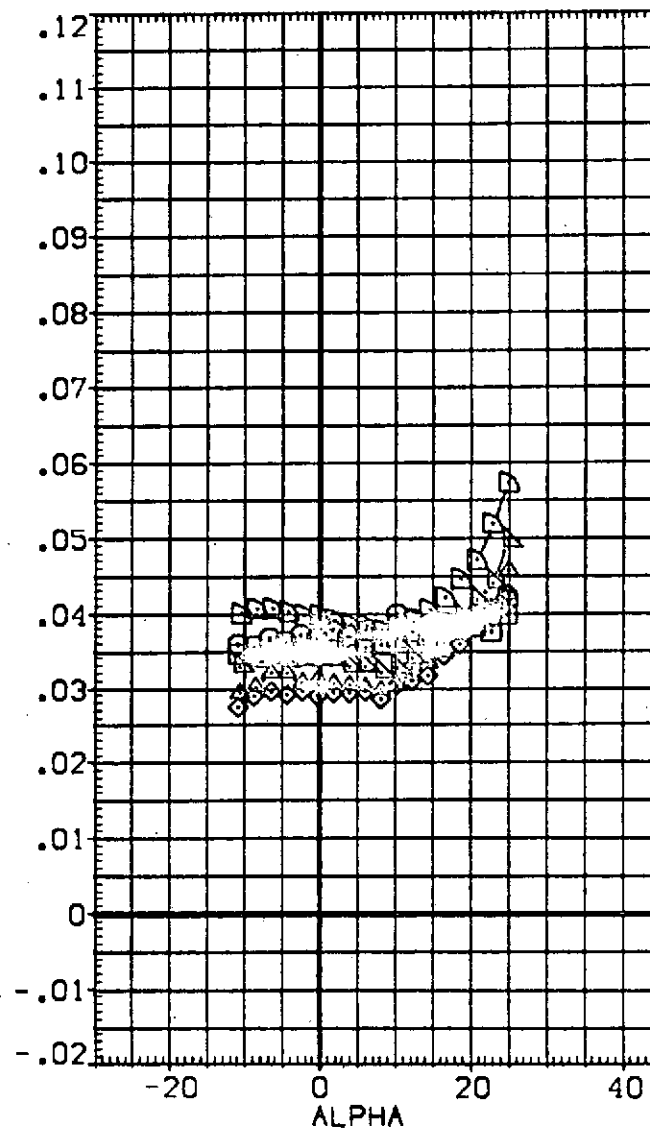
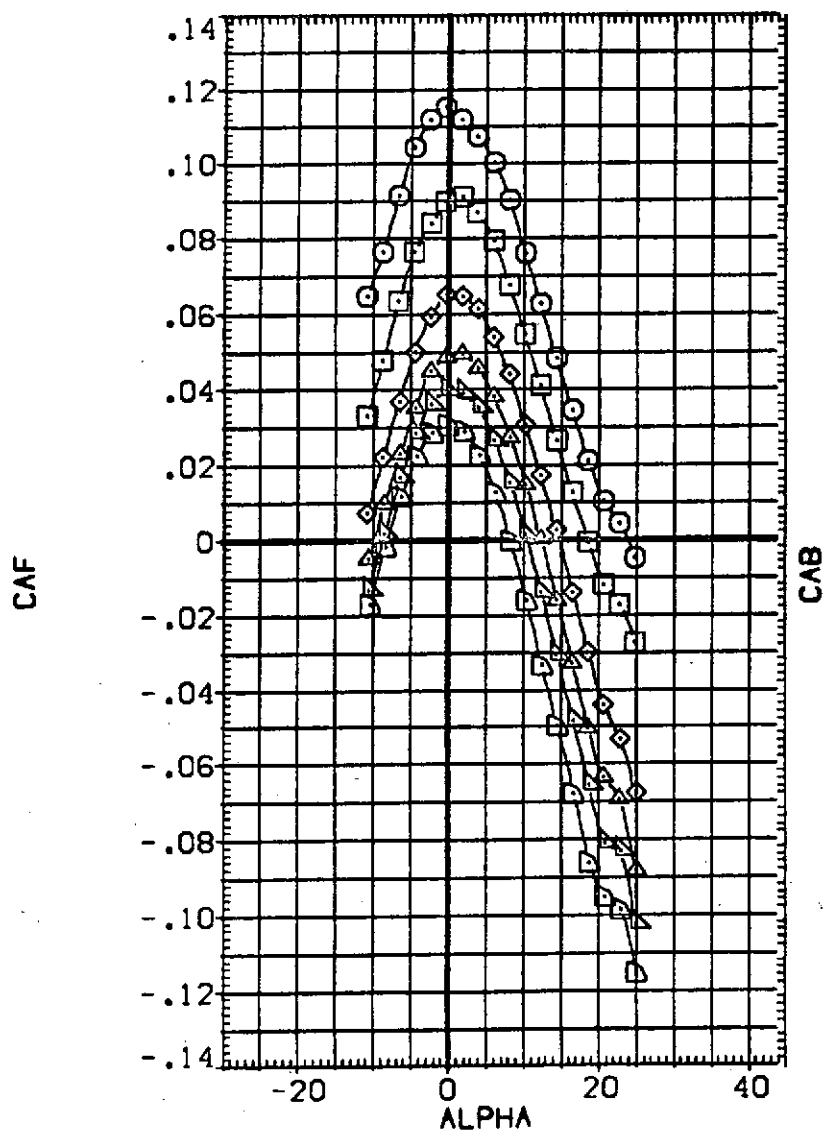


FIG 16 ELEVON EFFECTIVENESS, BASELINE GRUMMAN GAP
 (A)MACH = .26

DATA SET	SYMBOL	CONFIGURATION DESCRIPTION
(BF6035)	□	0A118 B26C9M7F8W116E28V8R5X9
(BF6032)	◇	0A118 B26C9M7F8W116E28V8R5X9
(BF6029)	◇	0A118 B26C9M7F8W116E28V8R5X9
(BF6014)	△	0A118 B26C9M7F8W116E28V8R5X9
(BF6005)	△	0A118 B26C9M7F8W116E28V8R5X9
(BF6001)	▽	0A118 B26C9M7F8W116E28V8R5X9

ELE-L0	ELE-L1	ELE-R1	ELE-R0	REFERENCE INFORMATION		
-40.000	-40.000	-40.000	-40.000	SREF	4.4119	50. FT.
-30.000	-30.000	-30.000	-30.000	LREF	19.2299	INCHES
-20.000	-20.000	-20.000	-20.000	BREF	37.9359	INCHES
-15.000	-15.000	-15.000	-15.000	XMRP	43.5974	INCHES
-10.000	-10.000	-10.000	-10.000	YMRP	.0000	INCHES
.000	.000	.000	.000	ZMRP	15.1875	INCHES
				SCALE	.0405	SCALE

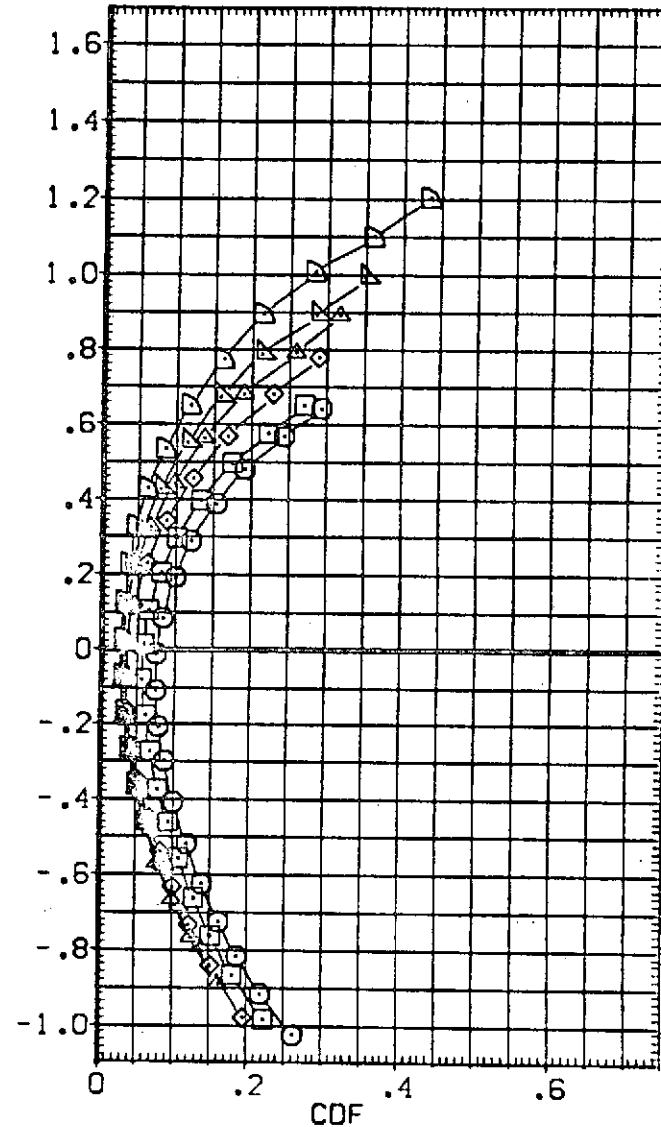
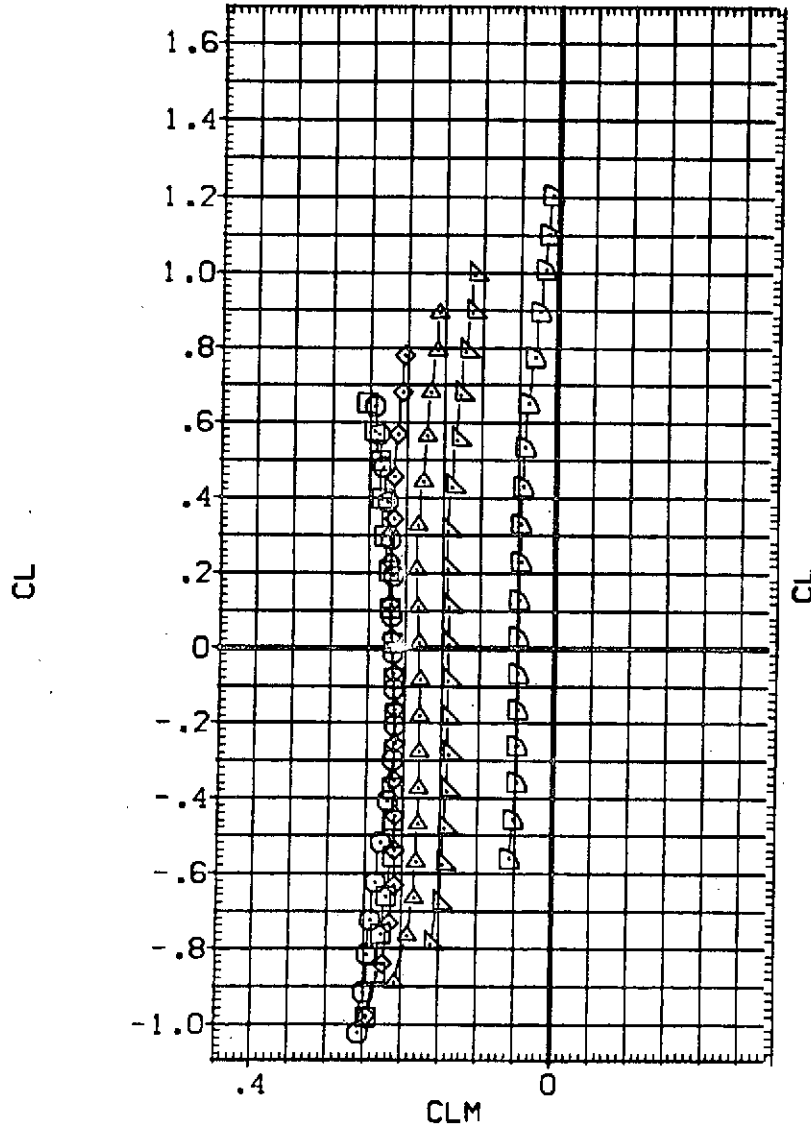


FIG 16 ELEVON EFFECTIVENESS, BASELINE GRUMMAN GAP

(A) MACH = .26

DATA SET SYMBOL	CONFIGURATION DESCRIPTION
{BF6035}	OA118 B26C9M7F8V1 88.23VBR6X9
{BF6032}	OA118 B26C9M7F8V1 88.23VBR6X9
{BF6029}	OA118 B26C9M7F8V1 88.23VBR6X9
{BF6014}	OA118 B26C9M7F8V1 88.23VBR6X9
{BF6005}	OA118 B26C9M7F8V1 88.23VBR6X9
{BF6001}	OA118 B26C9M7F8V1 88.23VBR6X9

ELE-LO	ELE-LI	ELE-RI	ELE-RO	REFERENCE INFORMATION		
-40.000	-40.000	-40.000	-40.000	SREF	4.4119	50. FT.
-30.000	-30.000	-30.000	-30.000	LREF	19.2299	INCHES
-20.000	-20.000	-20.000	-20.000	BREF	37.9359	INCHES
-15.000	-15.000	-15.000	-15.000	XMRP	43.5974	INCHES
-10.000	-10.000	-10.000	-10.000	YMRP	.0000	INCHES
.000	.000	.000	.000	ZMRP	15.1875	INCHES
				SCALE	.0405	SCALE

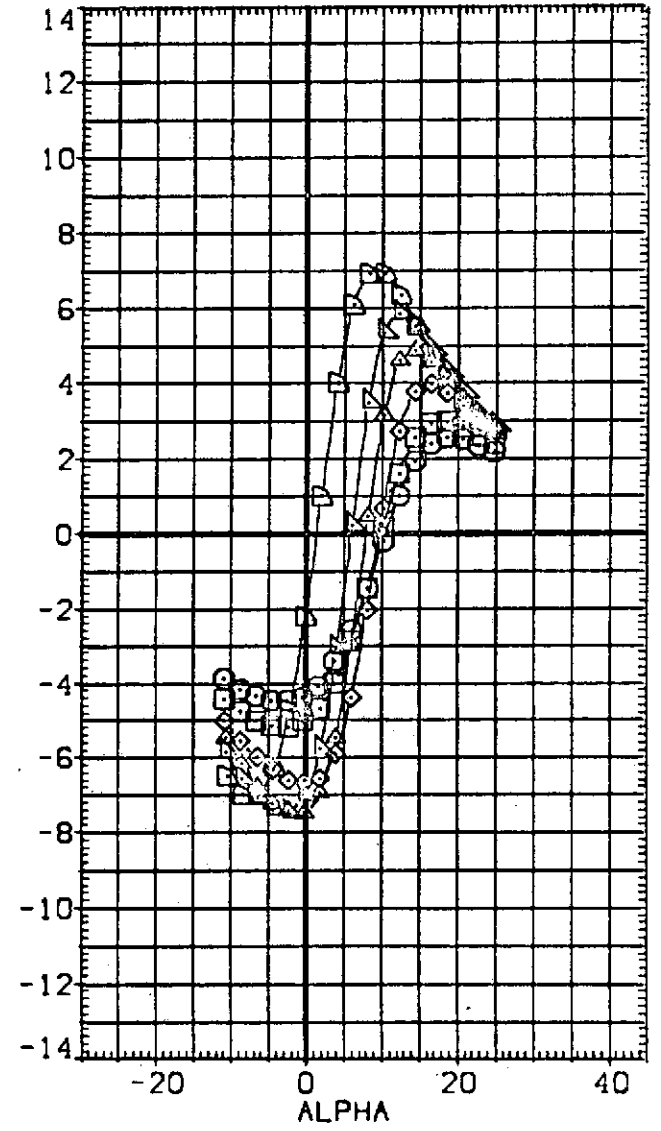
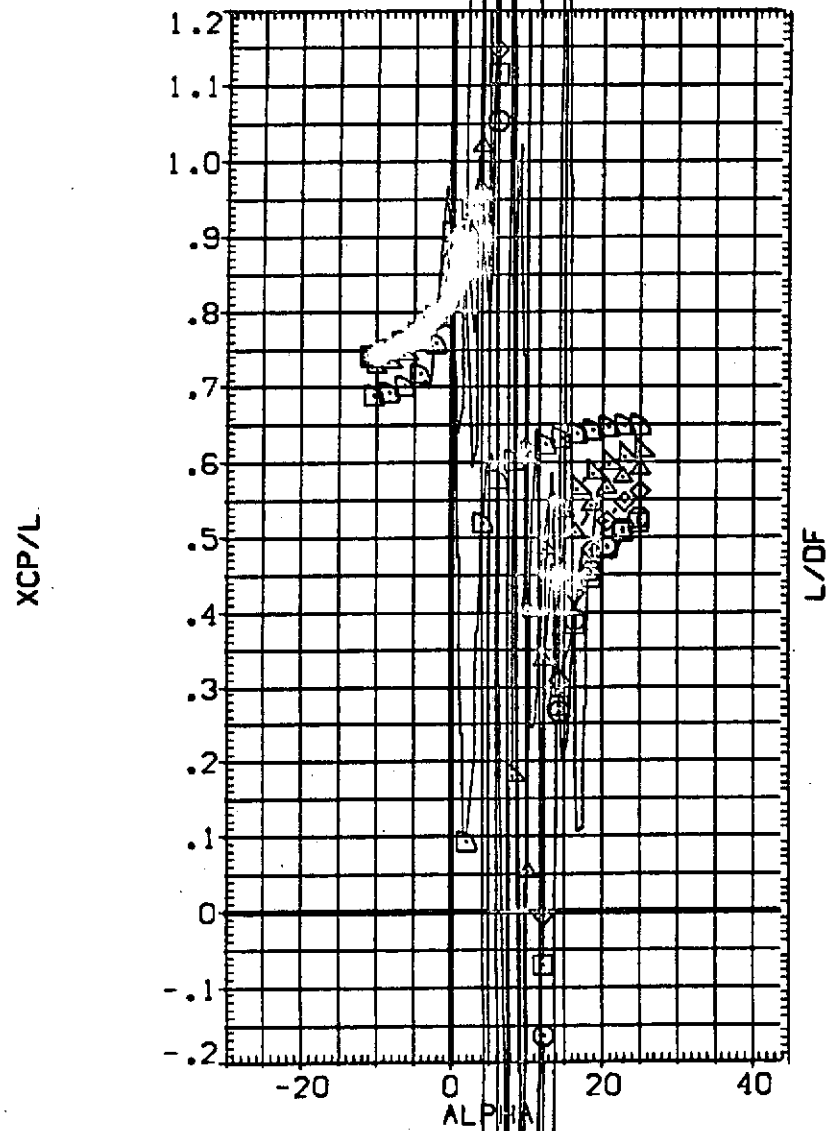


FIG 16 ELEVON EFFECTIVENESS, BASELINE GRUMMAN GAP
 (A) MACH = .26

DATA SET SYMBOL	CONFIGURATION DESCRIPTION
(BF6010)	QA118 B26C9M7F8V116E28V8R5X9
(BF6001)	QA118 B26C9M7F8V116E28V8R5X9
(BF6004)	QA118 B26C9M7F8V116E28V8R5X9
(BF6012)	QA118 B26C9M7F8V116E28V8R5X9
(BF6008)	QA118 B26C9M7F8V116E28V8R5X9
(BF6017)	QA118 B26C9M7F8V116E28V8R5X9

DMM

ELE-L0	ELE-L1	ELE-R1	ELE-R0	REFERENCE INFORMATION		
-5.000	-5.000	-5.000	-5.000	SREF	4.4119	50.FT.
.000	.000	.000	.000	LREF	19.2299	INCHES
5.000	5.000	5.000	5.000	BREF	37.9359	INCHES
10.000	10.000	10.000	10.000	XMRP	43.5974	INCHES
15.000	15.000	15.000	15.000	YMRP	.0000	INCHES
20.000	20.000	20.000	20.000	ZMRP	15.1875	INCHES
				SCALE	.0405	SCALE

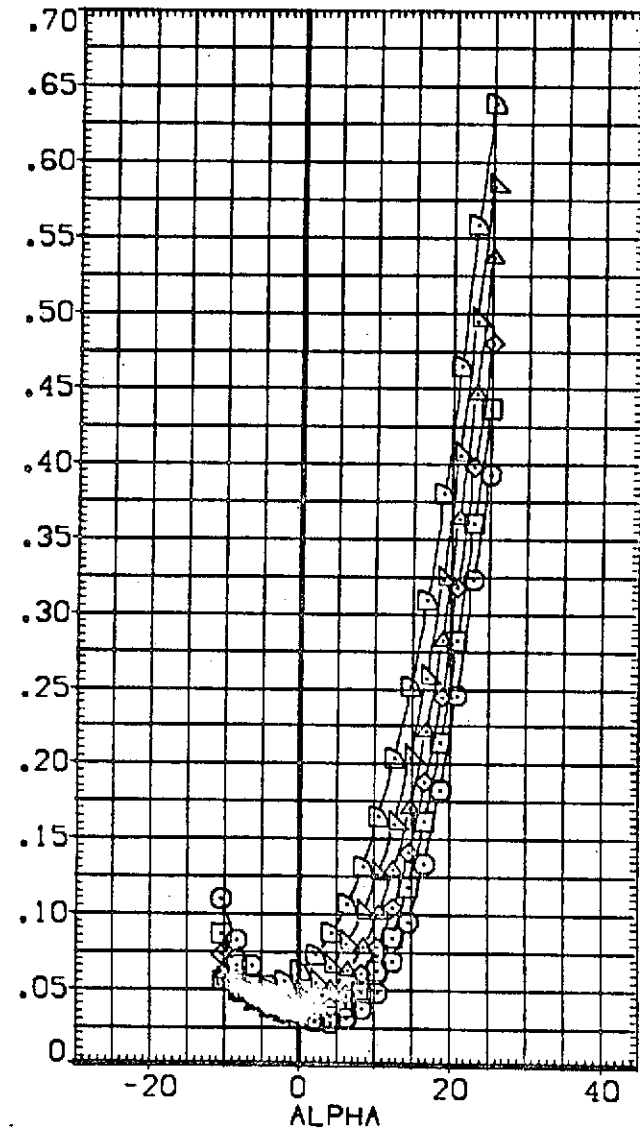
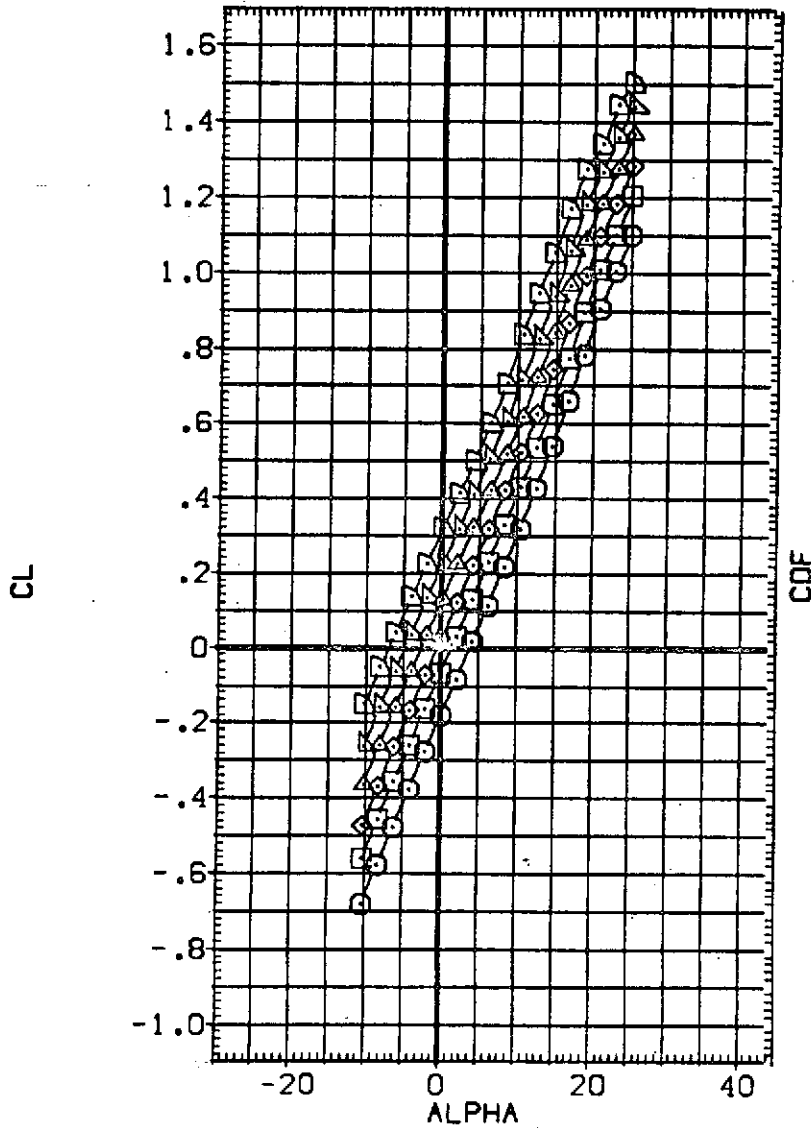


FIG 16 ELEVON EFFECTIVENESS, BASELINE GRUMMAN GAP
(A)MACH = .26

DATA SET SYMBOL	CONFIGURATION DESCRIPTION
(BF6010)	OA118 B26C9M7F8V116E28V8R5X9
(BF6001)	OA118 B26C9M7F8V116E28V8R5X9
(BF6004)	OA118 B26C9M7F8V116E28V8R5X9
(BF6012)	OA118 B26C9M7F8V116E28V8R5X9
(BF6008)	OA118 B26C9M7F8V116E28V8R5X9
(BF6017)	OA118 B26C9M7F8V116E28V8R5X9

ELE-L0	ELE-L1	ELE-R1	ELE-R0	REFERENCE INFORMATION		
-5.000	-5.000	-5.000	-5.000	SREF	4.4119	SQ.FT.
.000	.000	.000	.000	LREF	19.2299	INCHES
5.000	5.000	5.000	5.000	BREF	37.9359	INCHES
10.000	10.000	10.000	10.000	XMRP	43.5974	INCHES
15.000	15.000	15.000	15.000	YMRP	.0000	INCHES
20.000	20.000	20.000	20.000	ZMRP	15.1875	INCHES
				SCALE	.0405	SCALE

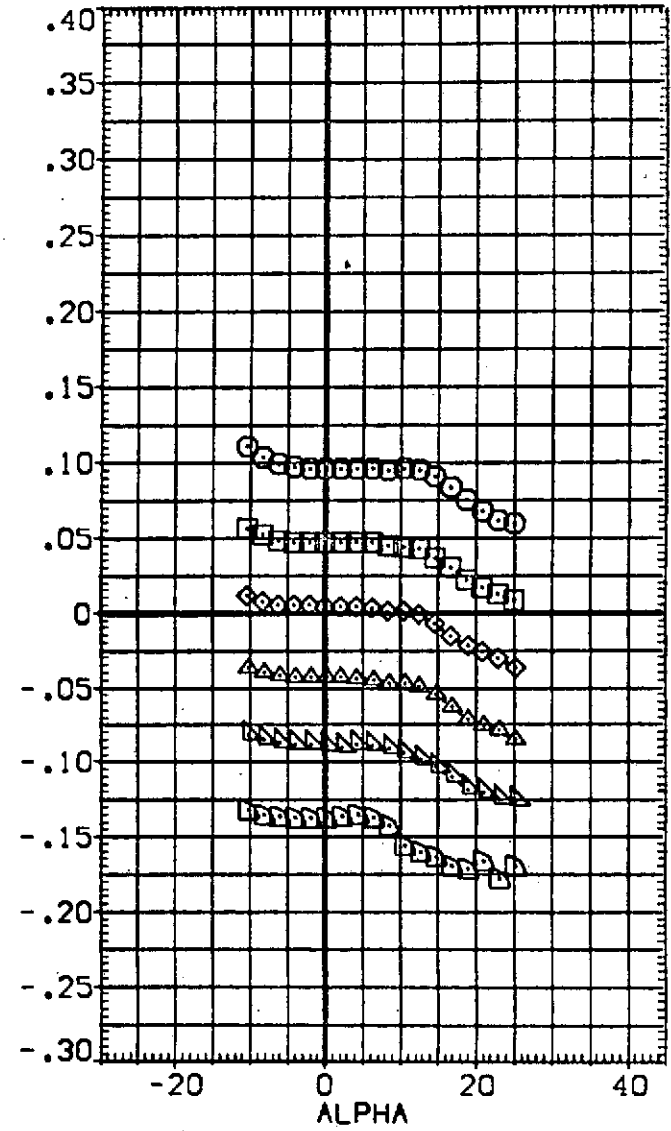
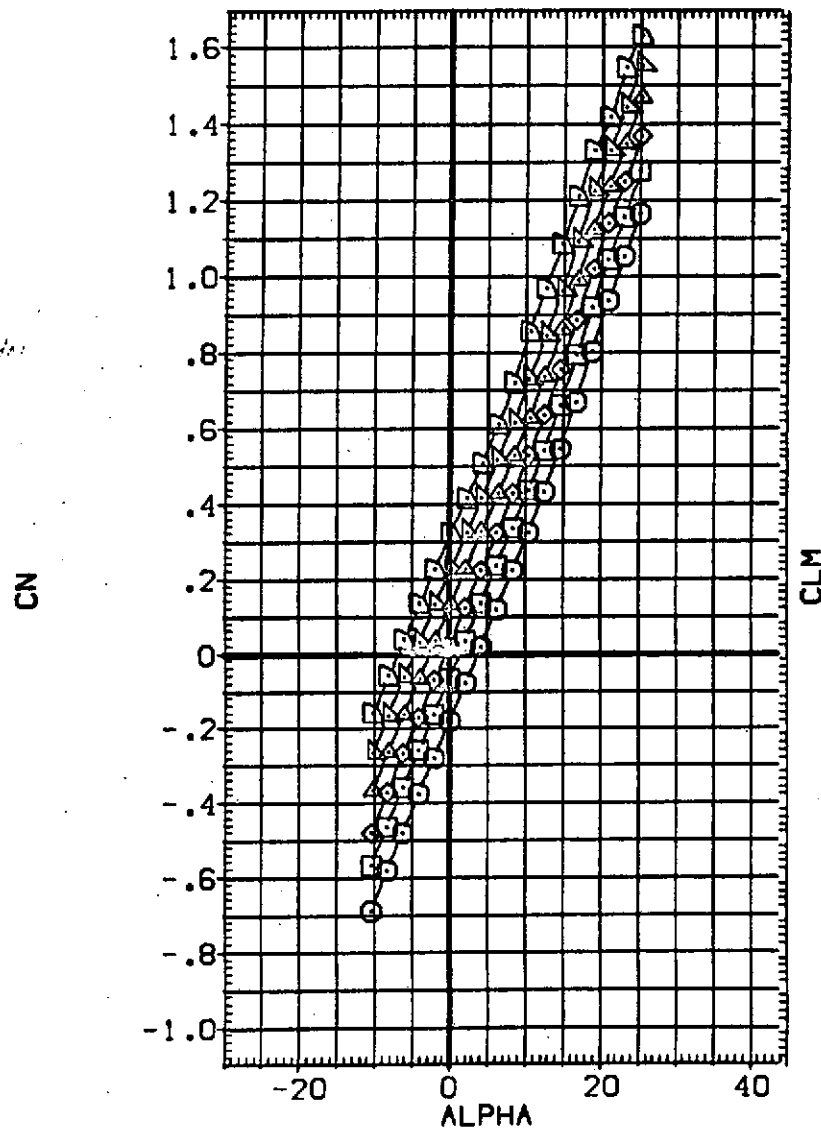


FIG 16 ELEVON EFFECTIVENESS, BASELINE GRUMMAN GAP
 (A)MACH = .26

DATA SET SYMBOL	CONFIGURATION DESCRIPTION
(BF6010)	OA118 B26C9M7F8V116E28V8R5X9
(BF6001)	OA118 B26C9M7F8V116E28V8R5X9
(BF6004)	OA118 B26C9M7F8V116E28V8R5X9
(BF6012)	OA118 B26C9M7F8V116E28V8R5X9
(BF6008)	OA118 B26C9M7F8V116E28V8R5X9
(BF6017)	OA118 B26C9M7F8V116E28V8R5X9

ELE-L0	ELE-L1	ELE-R1	ELE-R0	REFERENCE INFORMATION
-5.000	-5.000	-5.000	-5.000	SREF 4.4119 SQ.FT.
.000	.000	.000	.000	LREF 19.2299 INCHES
5.000	5.000	5.000	5.000	BREF 37.9359 INCHES
10.000	10.000	10.000	10.000	XMRP 43.5974 INCHES
15.000	15.000	15.000	15.000	YMRP .0000 INCHES
20.000	20.000	20.000	20.000	ZMRP 15.1875 INCHES
				SCALE .0405 SCALE

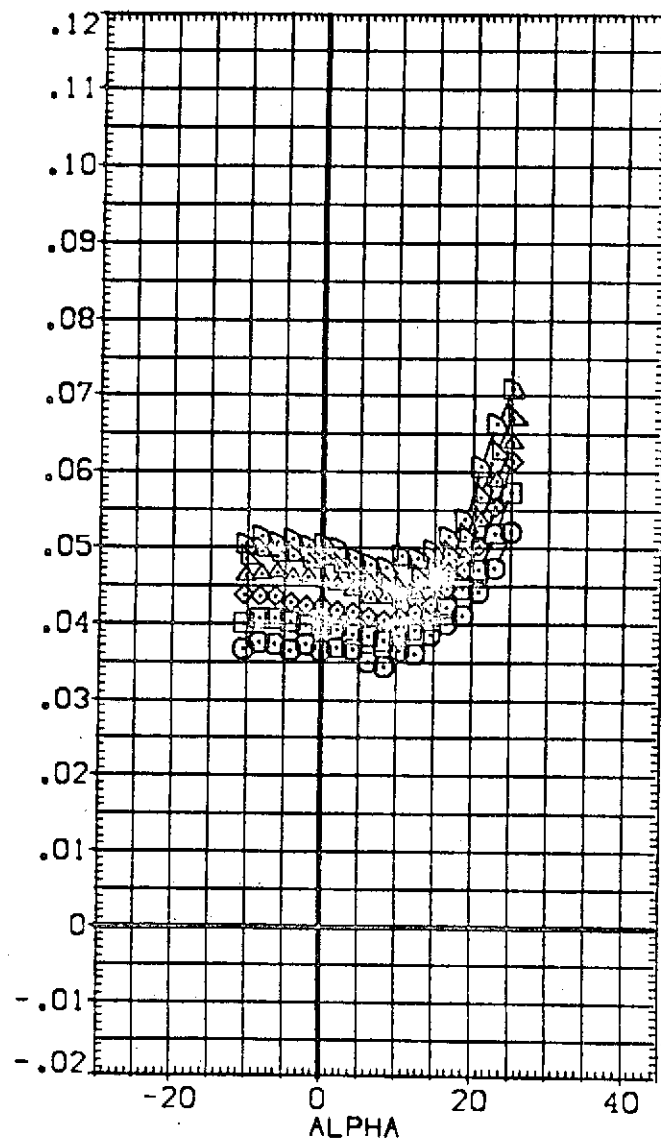
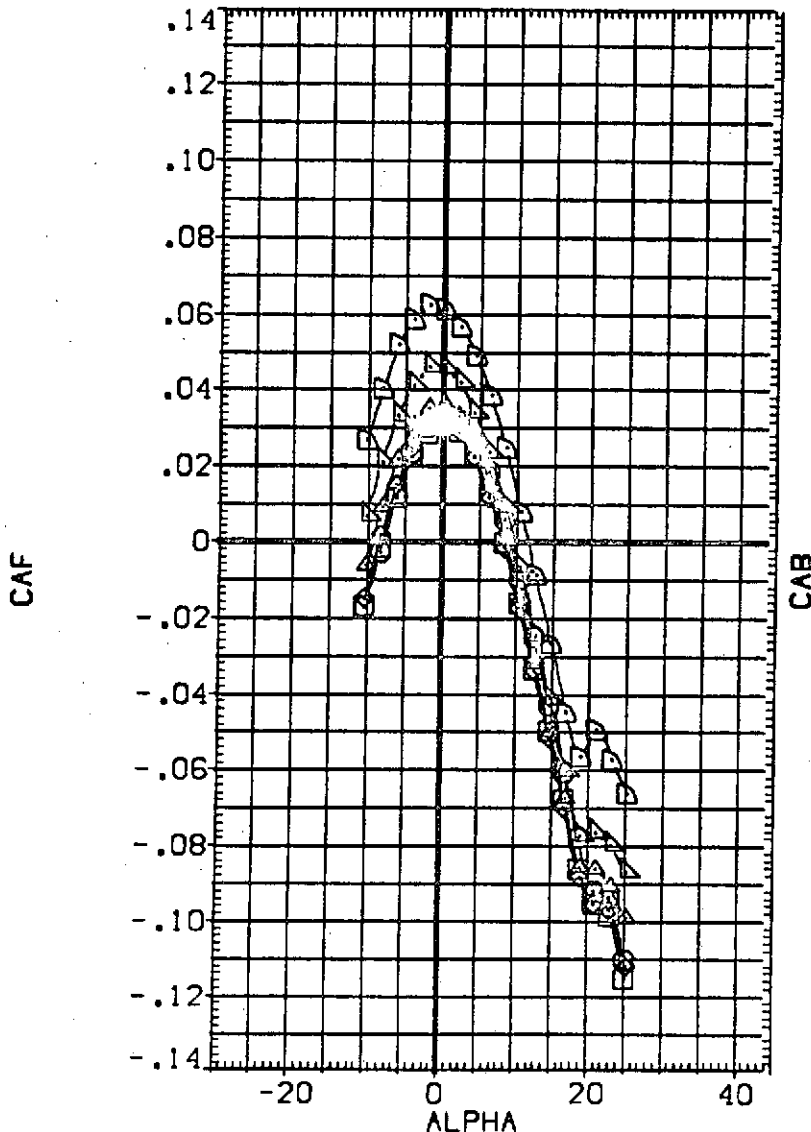


FIG 16 ELEVON EFFECTIVENESS, BASELINE GRUMMAN GAP
 (A) MACH = .26

DATA SET SYMBOL	CONFIGURATION DESCRIPTION
(BF6010)	□ 0A118 B26C9M7F8W116E28V8R5X9
(BF6001)	○ 0A118 B26C9M7F8W116E28V8R5X9
(BF6004)	◇ 0A118 B26C9M7F8W116E28V8R5X9
(BF6012)	△ 0A118 B26C9M7F8W116E28V8R5X9
(BF6008)	▽ 0A118 B26C9M7F8W116E28V8R5X9
(BF6017)	◻ 0A118 B26C9M7F8W116E28V8R5X9

ELE-L0	ELE-L1	ELE-R1	ELE-R0	REFERENCE INFORMATION		
-5.000	-5.000	-5.000	-5.000	SREF	4.4119	50. FT.
.000	.000	.000	.000	LREF	19.2299	INCHES
5.000	5.000	5.000	5.000	BREF	37.9359	INCHES
10.000	10.000	10.000	10.000	XMRP	43.5974	INCHES
15.000	15.000	15.000	15.000	YMRP	.0000	INCHES
20.000	20.000	20.000	20.000	ZMRP	15.1875	INCHES
				SCALE	.0405	SCALE

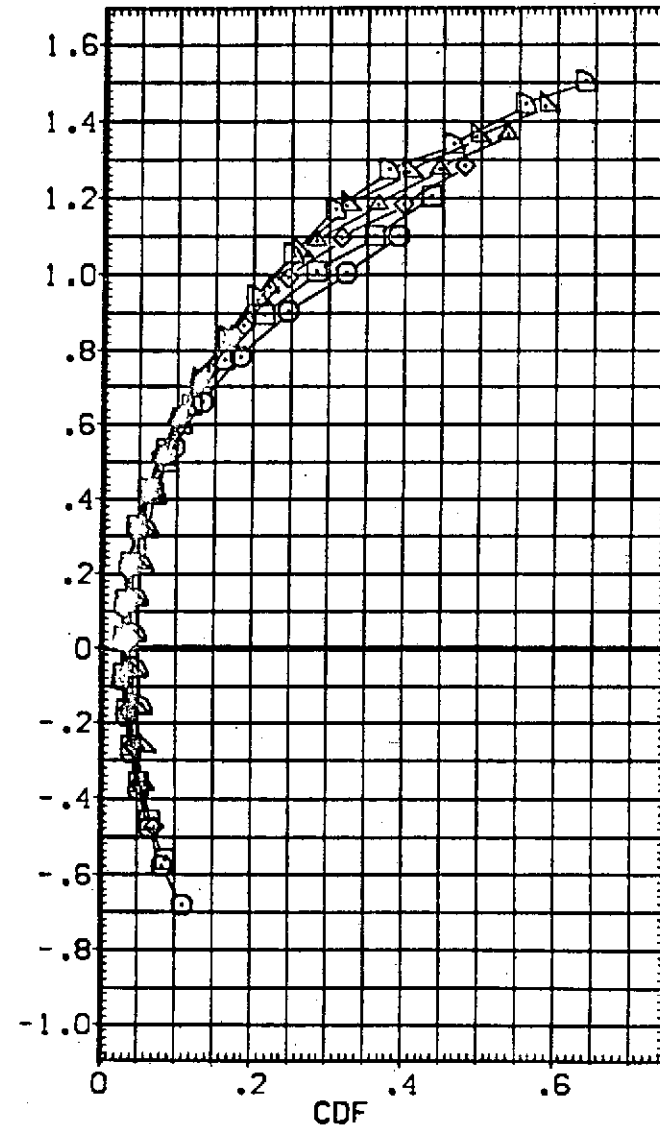
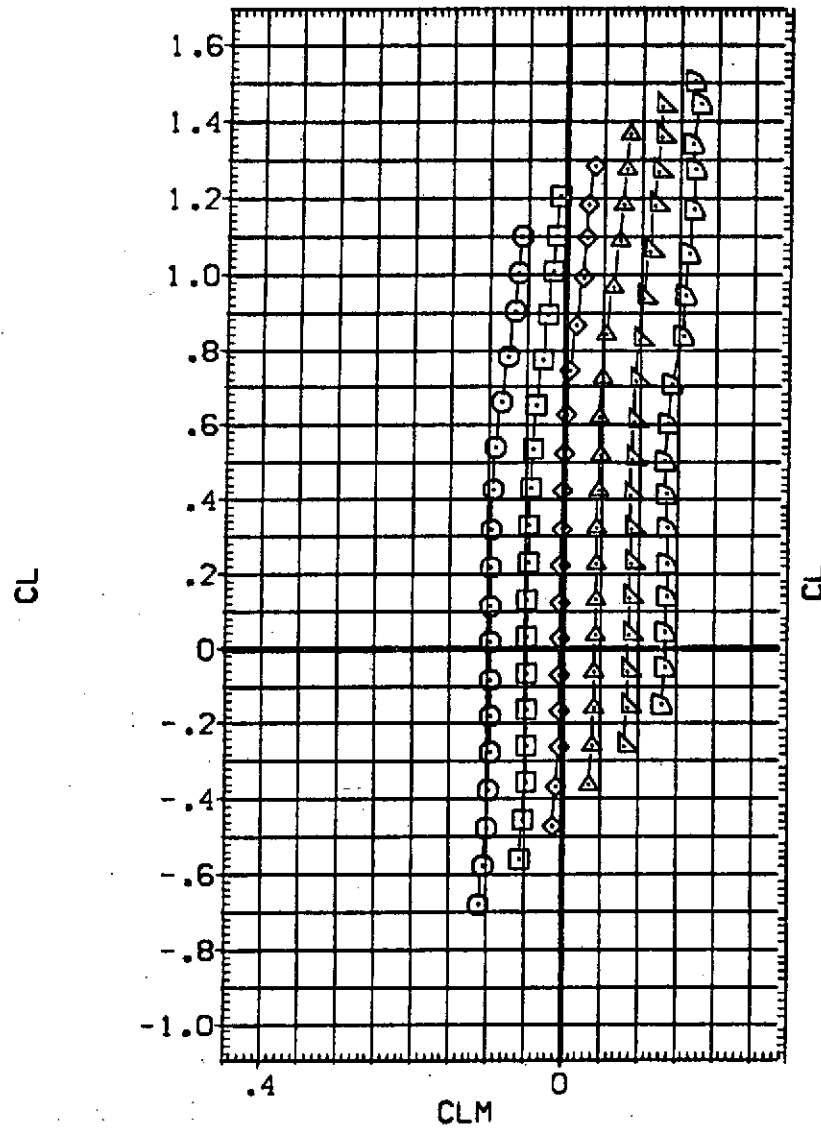


FIG 16 ELEVON EFFECTIVENESS, BASELINE GRUMMAN GAP
 (A)MACH = .26

DATA SET SYMBOL	CONFIGURATION	DESCRIPTION
(BF6010)	DA118	B26C9M7H8V116E28V8R5X9
(BF6001)	DA118	B26C9M7H8V116E28V8R5X9
(BF6004)	DA118	B26C9M7H8V116E28V8R5X9
(BF6012)	DA118	B26C9M7H8V116E28V8R5X9
(BF6008)	DA118	B26C9M7H8V116E28V8R5X9
(BF6017)	DA118	B26C9M7H8V116E28V8R5X9

ELE-L0	ELE-L1	ELE-R1	ELE-R0	REFERENCE INFORMATION		
-5.000	-5.000	-5.000	-5.000	SREF	4.4119	SQ. FT.
.000	.000	.000	.000	LREF	19.2299	INCHES
5.000	5.000	5.000	5.000	BREF	37.9359	INCHES
10.000	10.000	10.000	10.000	XMRP	43.5974	INCHES
15.000	15.000	15.000	15.000	YMRP	.0000	INCHES
20.000	20.000	20.000	20.000	ZMRP	15.1875	INCHES
				SCALE	.0405	SCALE

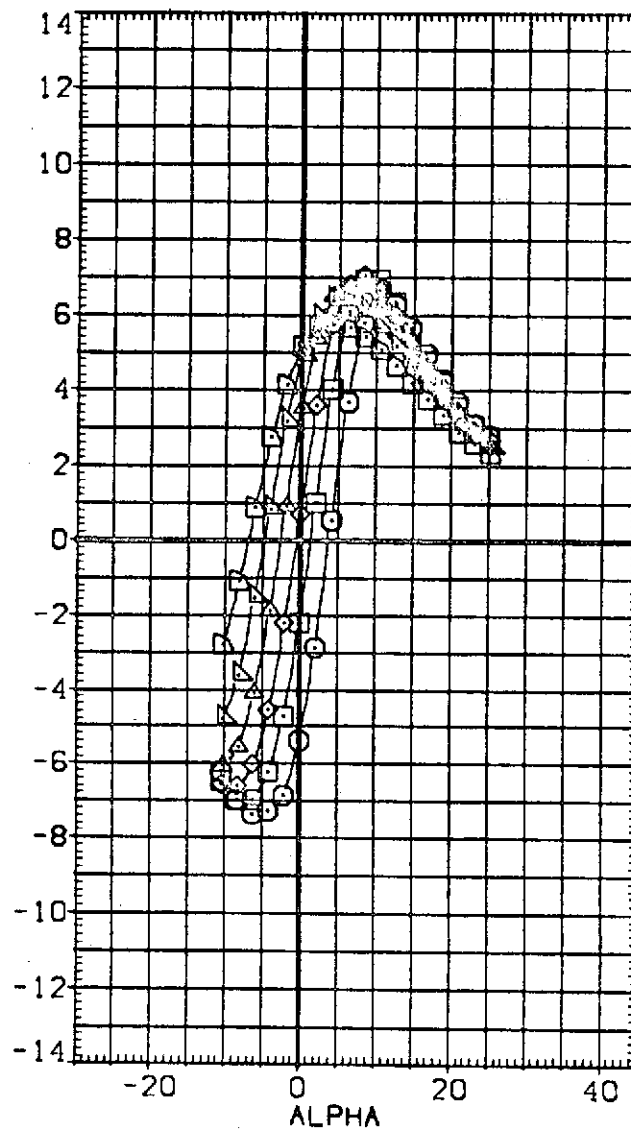
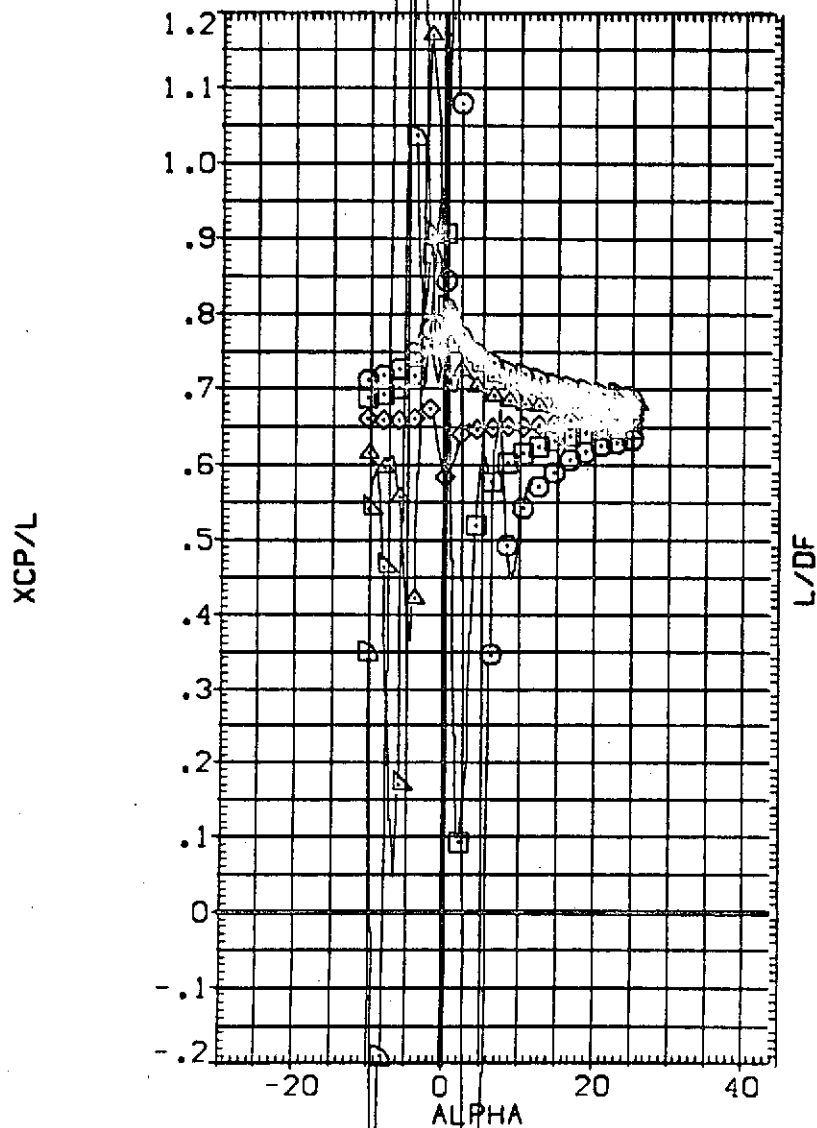


FIG 16 ELEVON EFFECTIVENESS, BASELINE GRUMMAN GAP
(A)MACH = .26

SYMBOL	ALPHA	MACH	PARAMETRIC VALUES		DATASET
○	-10.000		.260	ELE-LD	-40.000 KF6035
□	-8.000	ELE-RI	-40.000	ELE-RD	-40.000 KF6035
◇	-6.000	SPOBRK	25.000	BDFLAP	-12.000 KF6029
△	-4.000	RUDDER	.000	BETA	.000 KF6005
▽	-2.000				.000 KF6001
					KF6012
					KF6017

DATA SOURCE			REFERENCE INFORMATION		
ELEVON	DATASET	ELEVON	SREF	4.4119	50. FT.
-40.000	KF6032	-30.000	LREF	19.2299	INCHES
-20.000	KF6014	-15.000	BREF	37.9359	INCHES
-10.000	KF6010	-5.000	XMRP	43.5974	INCHES
.000	KF6004	5.000	YMRP	.0000	INCHES
10.000	KF6008	15.000	ZMRP	15.1875	INCHES
20.000			SCALE	.0405	SCALE

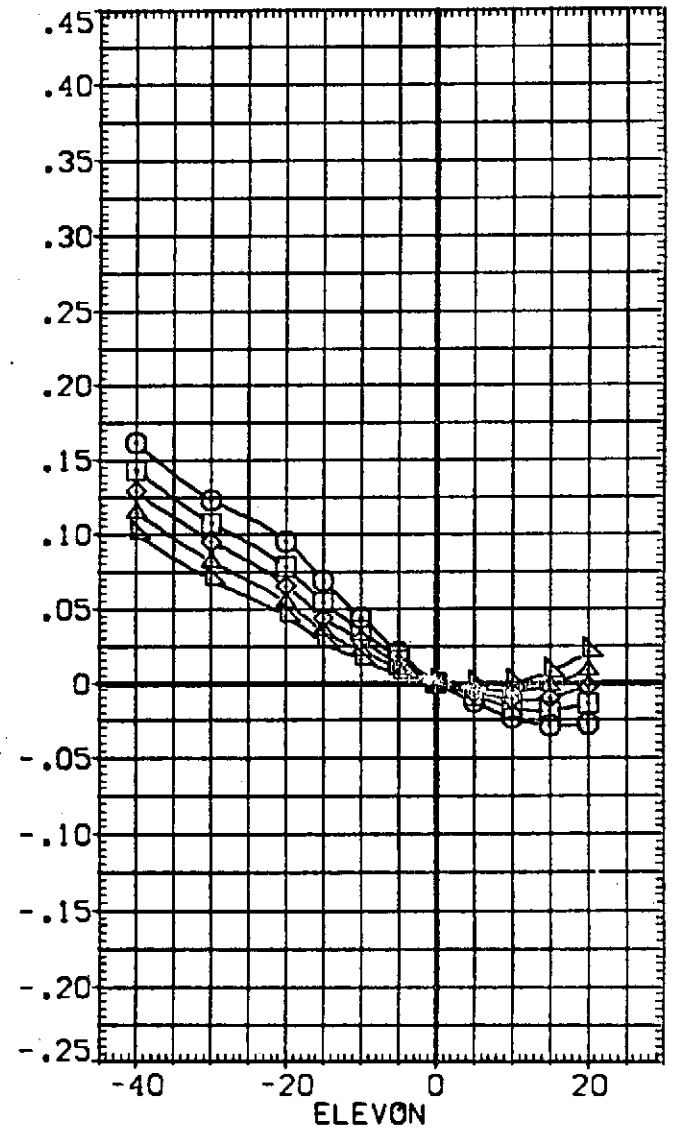
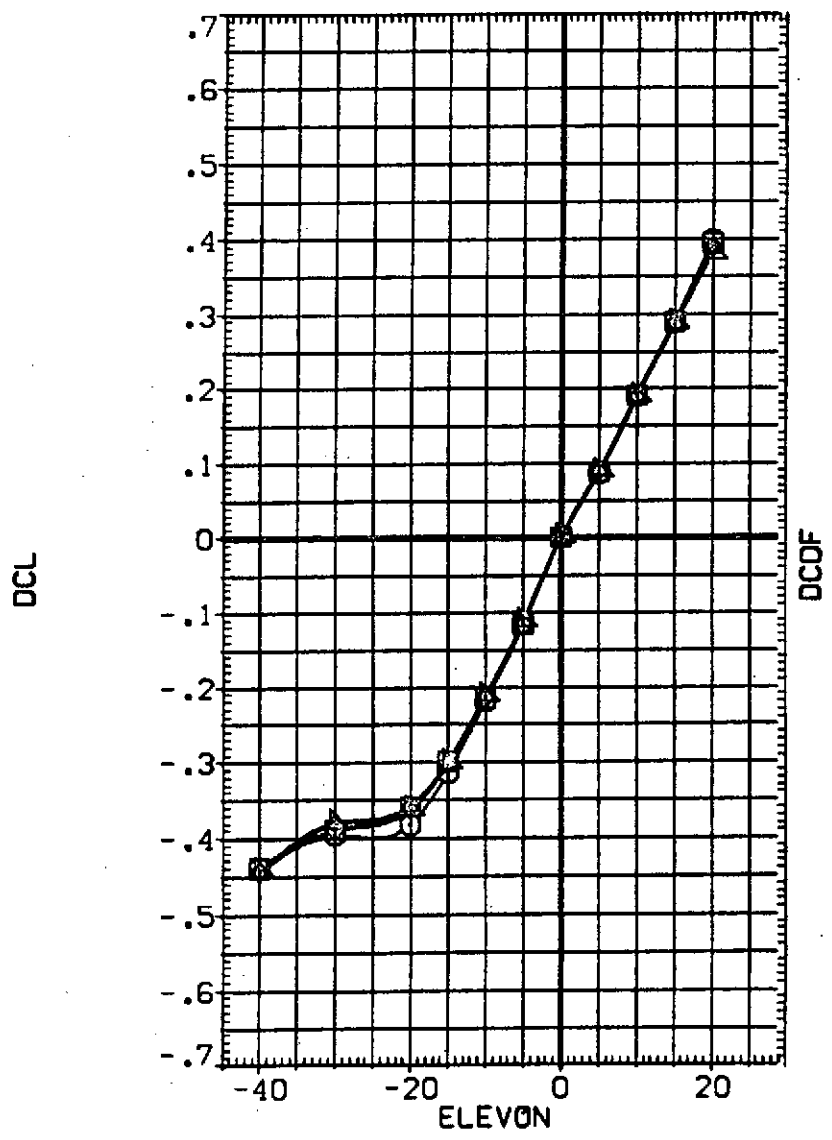


FIG 16 ELEVON EFFECTIVENESS, BASELINE GRUMMAN GAP

0A118 B26C9M7F8W116E28V8R5X9

(KF6035)

SYMBOL
○
□
◇
△
▽

ALPHA	PARAMETRIC VALUES				DATA SOURCE
.000	MACH	.260	ELE-LD	-40.000	KF6035
2.000	ELE-RI	-40.000	ELE-RD	-40.000	KF6028
4.000	SPDRK	25.000	BDFLAP	-12.000	KF6005
6.000	RUDDER	.000	BETA	.000	KF6001
8.000					KF6012
					KF6017

DATA SOURCE		REFERENCE INFORMATION		
ELEVON	DATASET	ELEVON	SREF	SO. FT.
-40.000	KF6032	-30.000	LREF	4.4119
-20.000	KF6014	-15.000	BREF	19.2289
-10.000	KF6010	-5.000	XMRP	37.9359
.000	KF6004	5.000	YMRP	43.5974
10.000	KF6008	15.000	ZMRP	.0000
20.000			SCALE	15.1875
				.0405
				SCALE

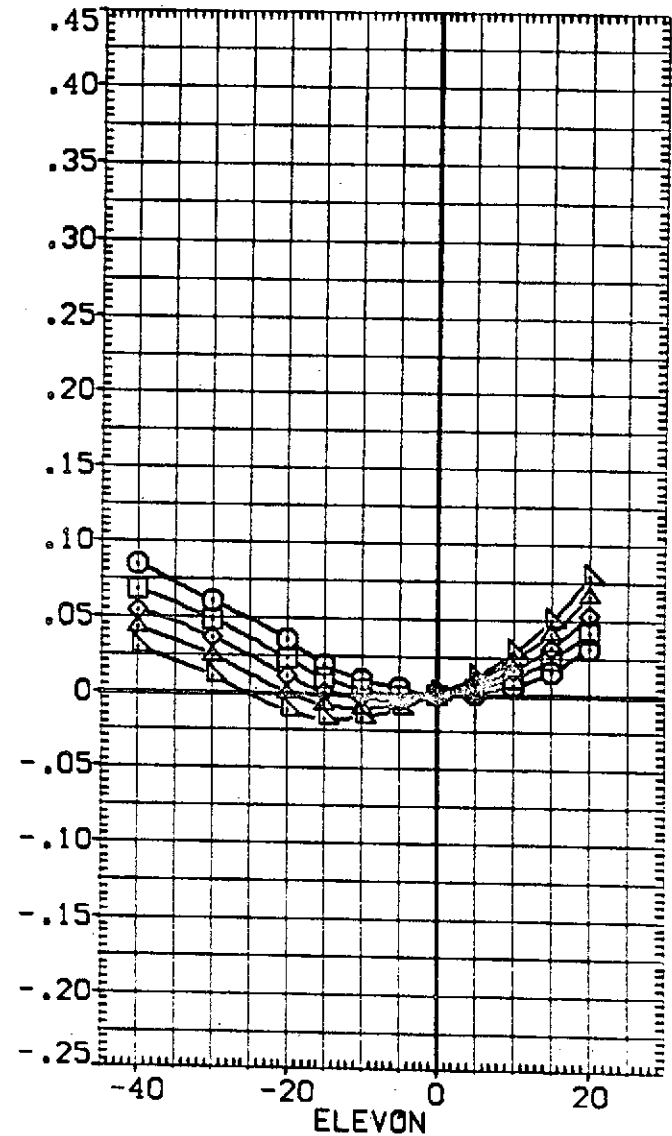
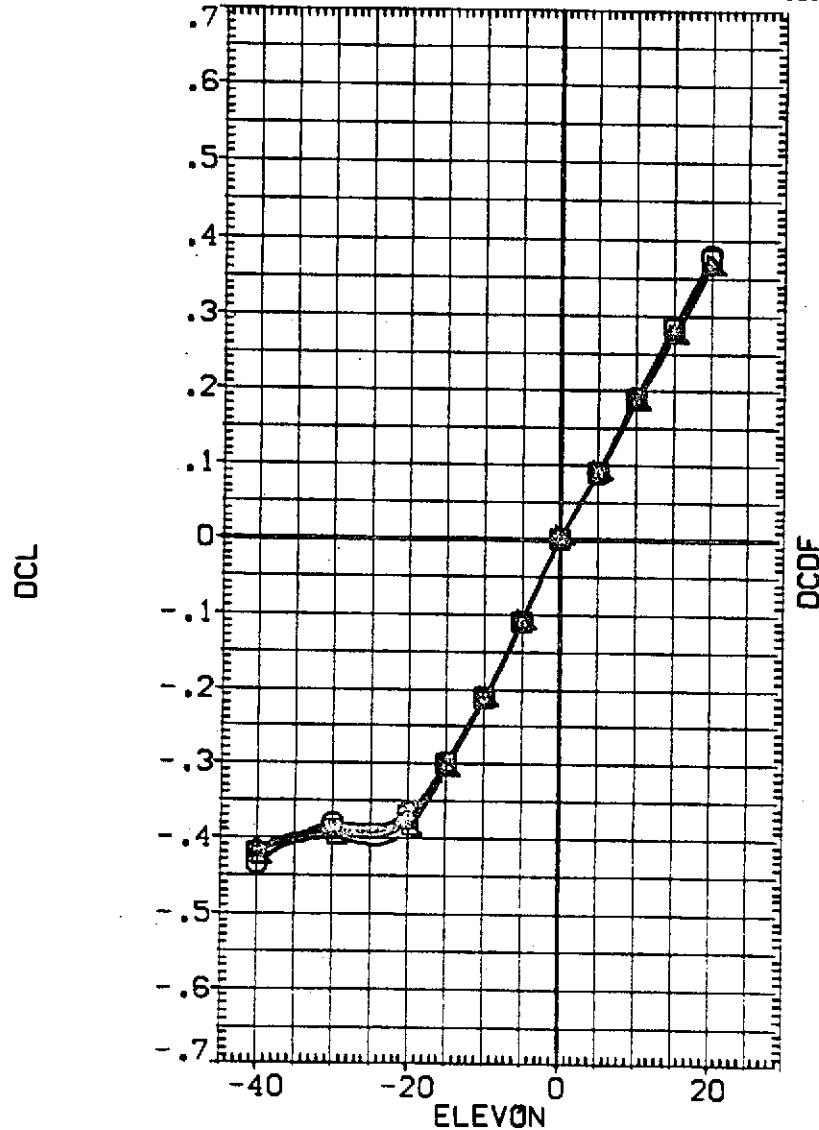


FIG 16 ELEVON EFFECTIVENESS, BASELINE GRUMMAN GAP

SYMBOL	ALPHA	PARAMETRIC VALUES	DATASET
○	10.000	MACH .260	ELE-LO -40.000
□	12.000	ELE-RI -40.000	ELE-RO -40.000
◇	14.000	SPOBRK 25.000	BOFLAP -12.000
△	16.000	RUDDER .000	BETA .000
▽	18.000		

DATA SOURCE			REFERENCE INFORMATION		
ELEVON	DATASET	ELEVON	SREF	4.4119	50. FT.
-40.000	KF6032	-30.000	LREF	19.2299	INCHES
-20.000	KF6014	-15.000	BREF	37.9359	INCHES
-10.000	KF6010	-5.000	XMRP	43.5974	INCHES
.000	KF6004	5.000	YMRP	.0000	INCHES
10.000	KF6008	15.000	ZMRP	15.1875	INCHES
20.000			SCALE	.0405	SCALE

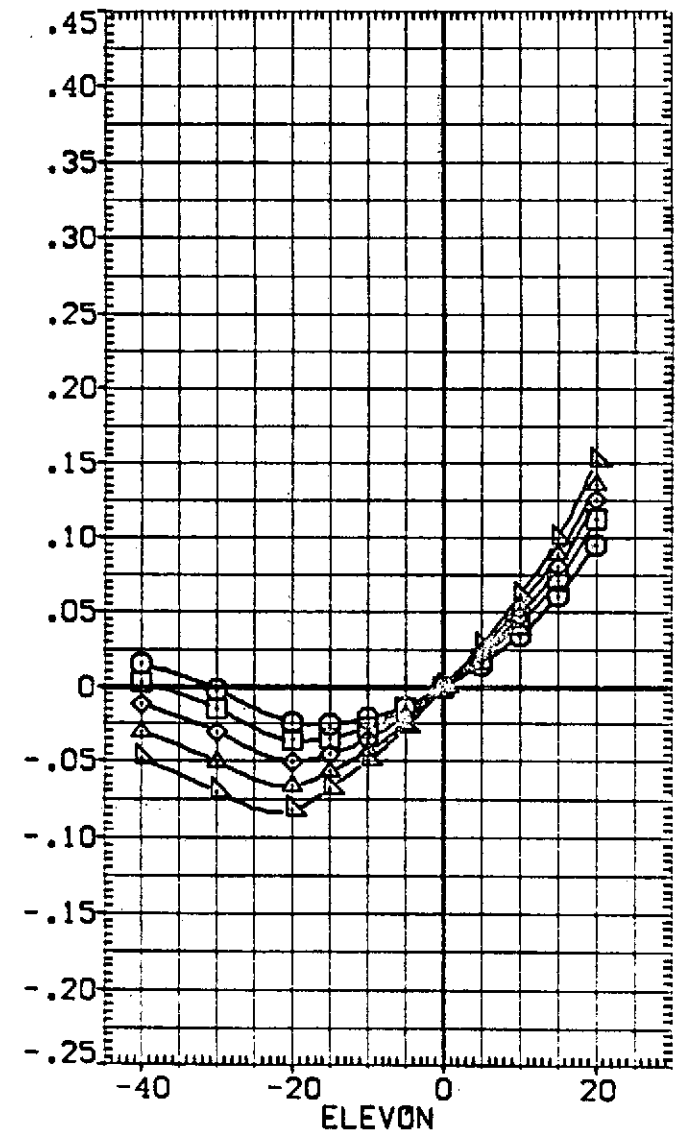
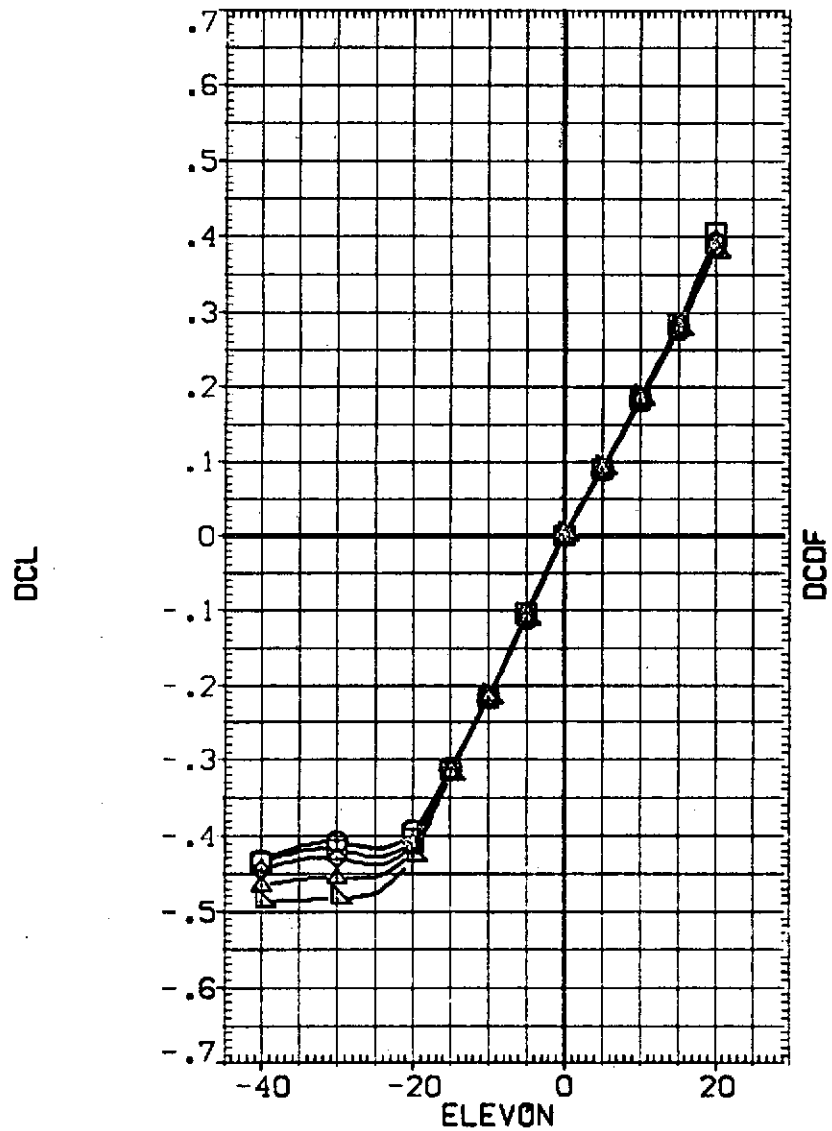


FIG 16 ELEVON EFFECTIVENESS, BASELINE GRUMMAN GAP

0A118 B26C9M7F8W116E28V8R5X9

(KF6035)

SYMBOL	ALPHA	PARAMETRIC VALUES
○	20.000	MACH .260 ELE-L0 -40.000 DATASET
□	22.000	ELE-RI -40.000 ELE-RO -40.000 KF6035
◇	24.000	SPDBRK 25.000 BOFLAP -12.000 KF6029
△	25.000	RUDDER .000 BETA .000 KF6005
		KF6001
		KF6012
		KF6017

DATA SOURCE	REFERENCE INFORMATION
ELEVON	SREF 4.4119 SQ.FT.
-40.000 KF6032	LREF 19.2299 INCHES
-20.000 KF6014	BREF 37.9359 INCHES
-10.000 KF6010	XMRP 43.5974 INCHES
.000 KF6004	YMRP .0000 INCHES
10.000 KF6008	ZMRP 15.1875 INCHES
20.000	SCALE .0405 SCALE

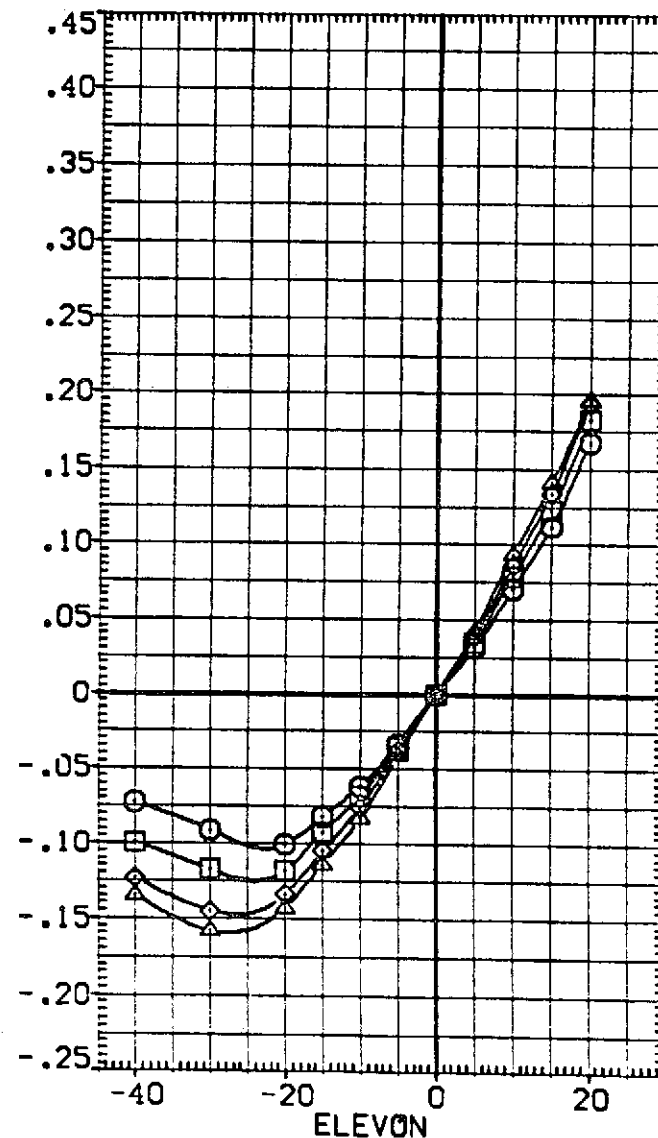
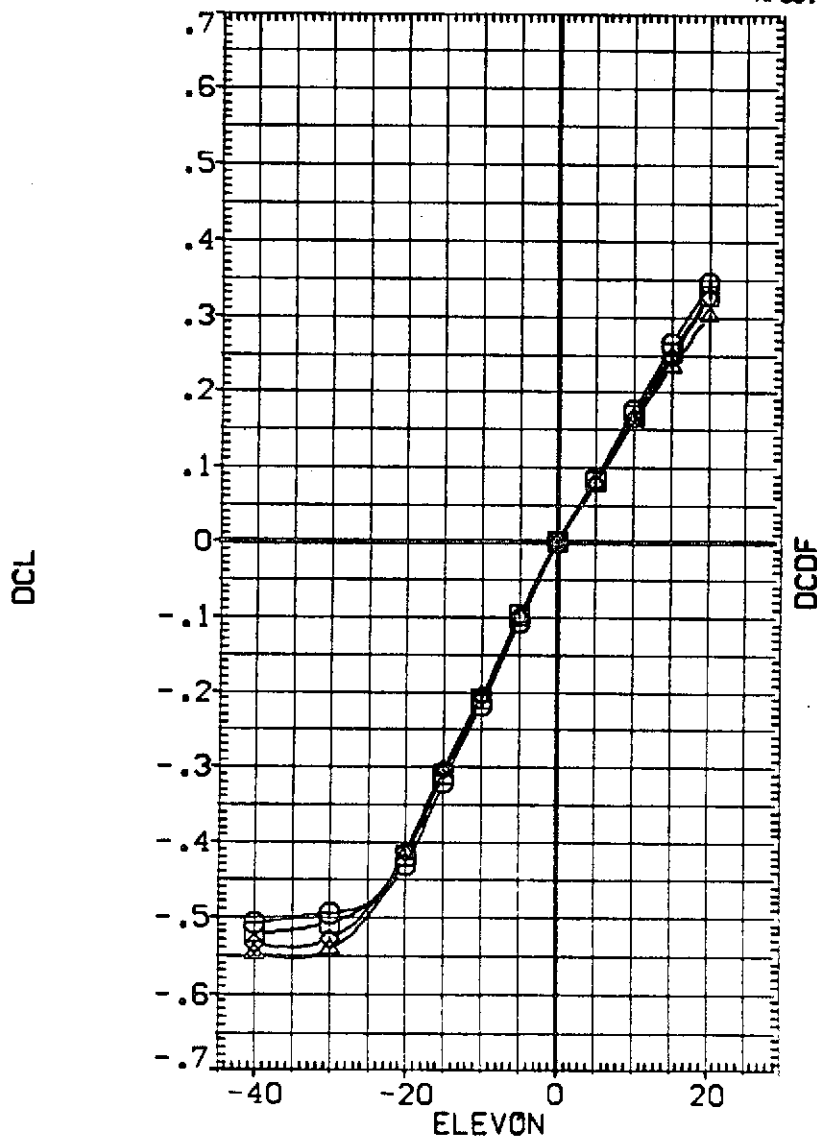


FIG 16 ELEVON EFFECTIVENESS, BASELINE GRUMMAN GAP

SYMBOL	PARAMETRIC VALUES				DATASET
	ALPHA	MACH	ELE-LO	ELE-RO	
○	-10.000		.260	-40.000	KF6035
□	-8.000		-40.000	-40.000	KF6029
◇	-6.000		25.000	-12.000	KF6005
△	-4.000			.000	KF6001
▽	-2.000			.000	KF6012
					KF6017

DATA SOURCE			REFERENCE INFORMATION	
ELEVON	DATASET	ELEVON	SREF	SO.FT.
-40.000	KF6032	-30.000	LREF	19.2299
-20.000	KF6014	-15.000	BREF	37.9359
-10.000	KF6010	-5.000	XMRP	43.5974
.000	KF6004	5.000	YMRP	.0000
10.000	KF6008	15.000	ZMRP	15.1875
20.000			SCALE	.0405

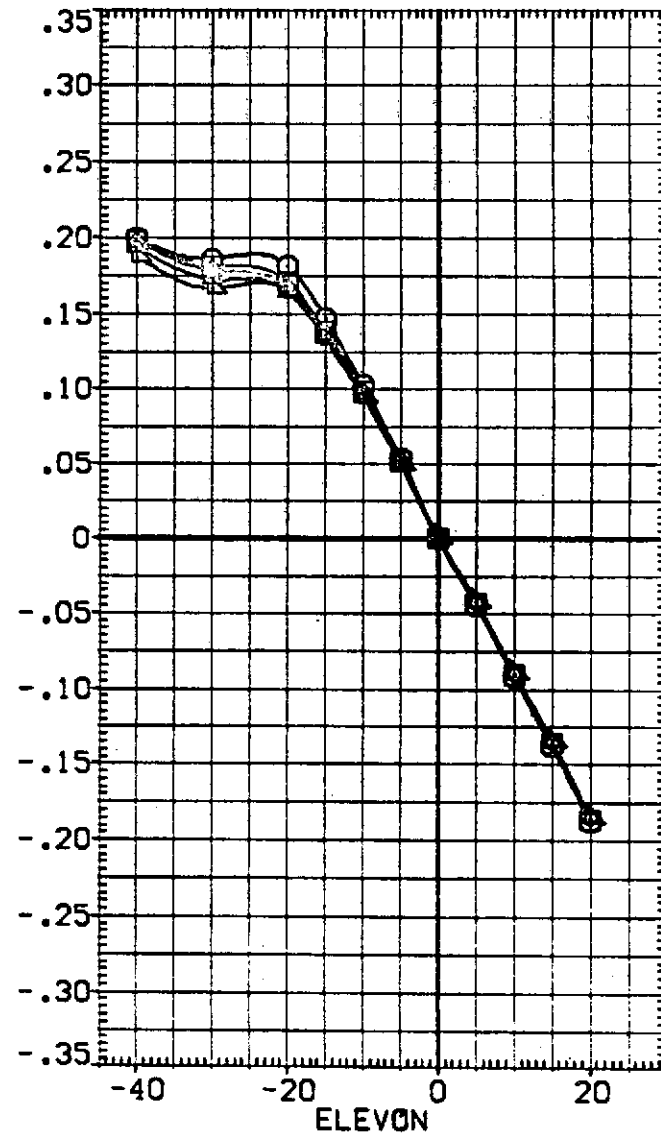
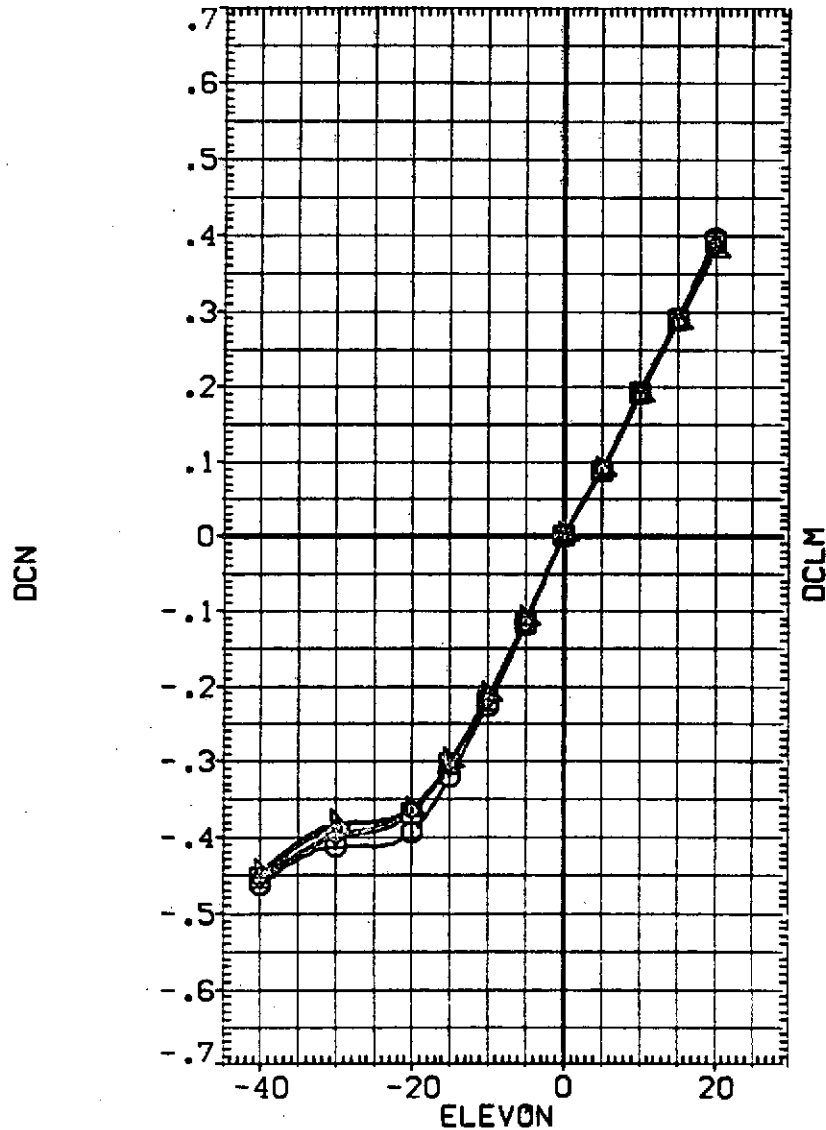


FIG 16 ELEVON EFFECTIVENESS, BASELINE GRUMMAN GAP

0A118 B26C9M7F8W116E28V8R5X9

(KF6035)

SYMBOL
 ○
 □
 ◇
 △
 ▽

ALPHA	MACH	PARAMETRIC VALUES				DATASET
.000		.260	ELE-LG	-40.000	KF6035	
2.000	ELE-R1	-40.000	ELE-R0	-40.000	KF6029	
4.000	SPOBRK	25.000	BOFLAP	-12.000	KF6005	
6.000	RUDDER	.000	BETA	.000	KF6001	
8.000					KF6012	
					KF6017	

DATA SOURCE		REFERENCE INFORMATION			
ELEVON	DATASET	ELEVON	SREF	4.4119	50. FT.
-40.000	KF6032	-30.000	LREF	19.2299	INCHES
-20.000	KF6014	-15.000	BREF	37.9369	INCHES
-10.000	KF6010	-5.000	XMRP	43.5974	INCHES
.000	KF6004	5.000	YMRP	.0000	INCHES
10.000	KF6008	15.000	ZMRP	15.1875	INCHES
20.000			SCALE	.0405	SCALE

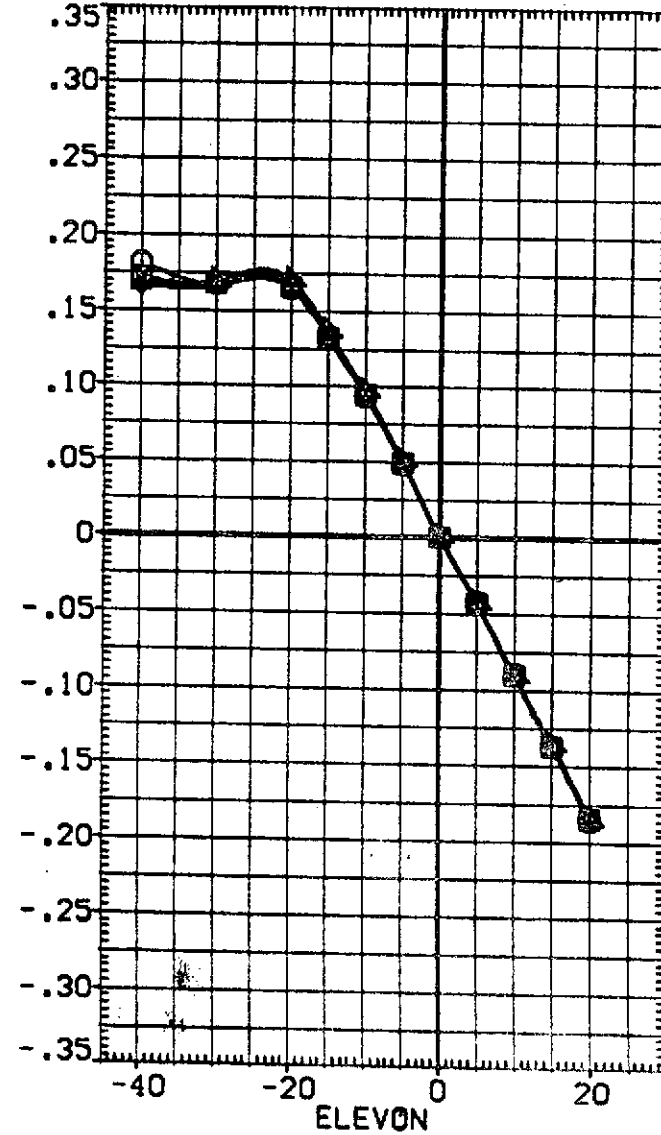
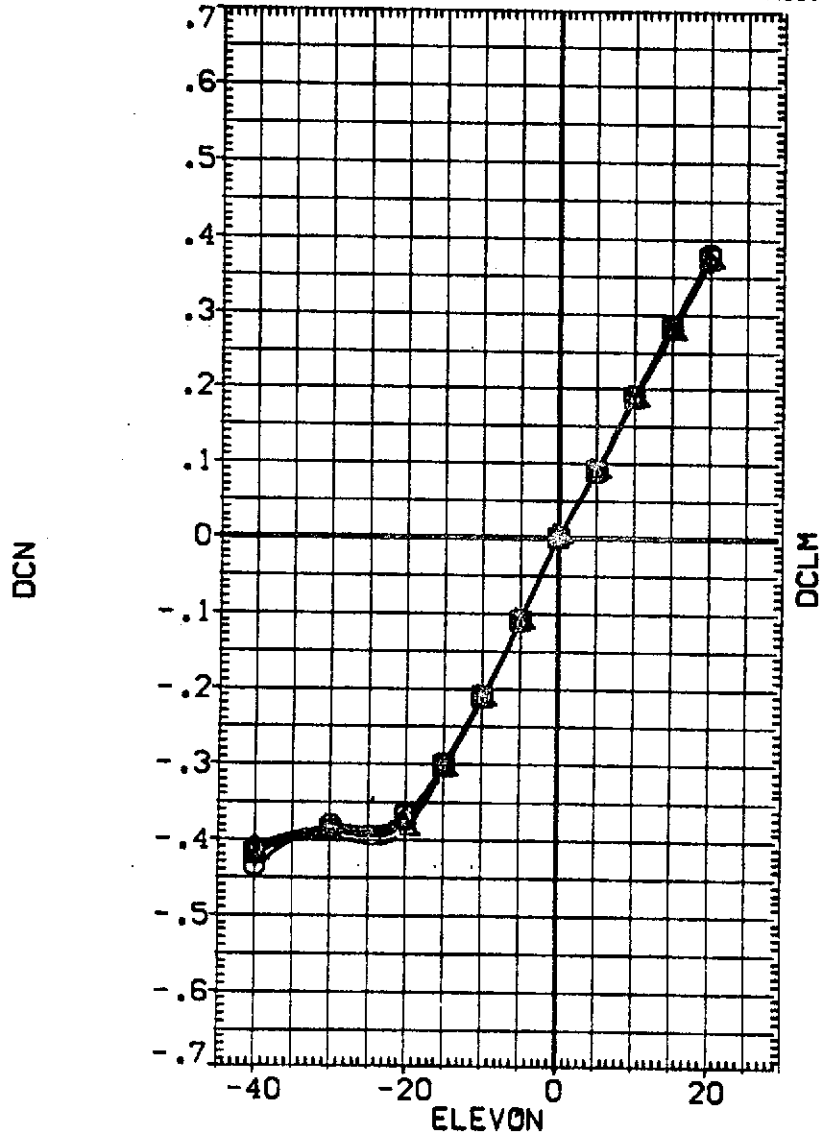


FIG 16 ELEVON EFFECTIVENESS, BASELINE GRUMMAN GAP

SYMBOL	ALPHA	PARAMETRIC VALUES			
○	10.000	MACH	.260	ELE-L0	-40.000
□	12.000	ELE-R1	-40.000	ELE-R0	-40.000
◇	14.000	SPOBRK	25.000	BOFLAP	-12.000
△	16.000	RUDDER	.000	BETA	.000
▽	18.000				

DATA SOURCE			REFERENCE INFORMATION		
ELEVON	DATASET	ELEVON	SREF	4.4119	50. FT.
-40.000	KF6032	-30.000	LREF	19.2299	INCHES
-20.000	KF6014	-15.000	BREF	37.9359	INCHES
-10.000	KF6010	5.000	XMRP	43.5974	INCHES
0.000	KF6004	5.000	YMRP	.0000	INCHES
10.000	KF6008	15.000	ZMRP	15.1875	INCHES
20.000			SCALE	.0405	SCALE

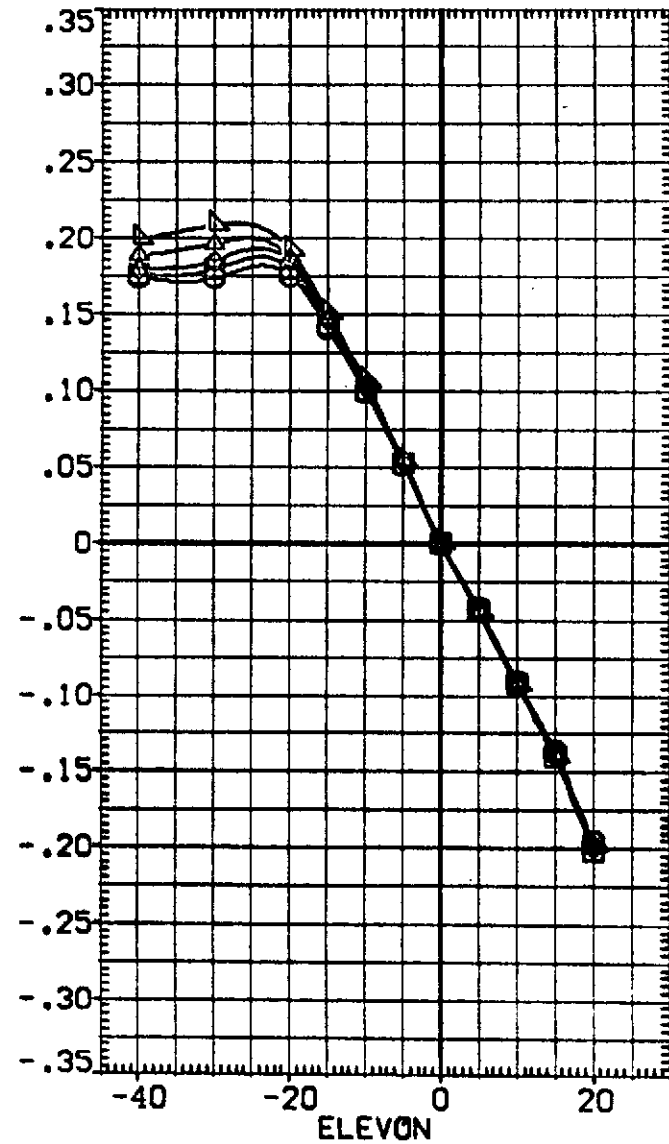
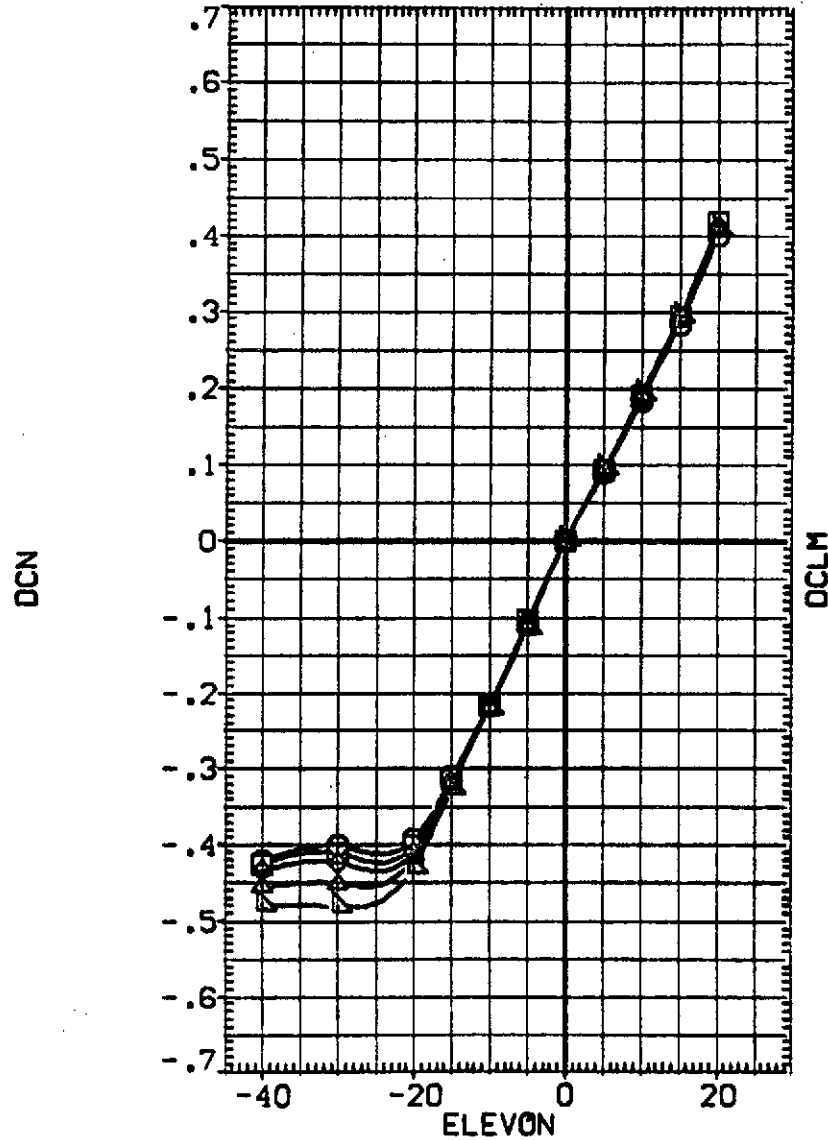


FIG 16 ELEVON EFFECTIVENESS, BASELINE GRUMMAN GAP

0A118 B26C9M7F8W116E28V8R5X9

(KF6035)

SYMBOL	ALPHA	PARAMETRIC VALUES			
○	20.000	MACH	.260	ELE-L0	-40.000
□	22.000	ELE-RI	-40.000	ELE-R0	-40.000
◇	24.000	SPDRK	25.000	BOFLAP	-12.000
△	25.000	RUDDER	.000	BETA	.000

DATA SOURCE				REFERENCE INFORMATION	
ELEVON	DATASET	ELEVON	SREF	4.4119	50. FT.
-40.000	KF6032	-30.000	LREF	19.2289	INCHES
-20.000	KF6014	-15.000	BREF	37.9359	INCHES
-10.000	KF6005	-5.000	XMRP	43.5974	INCHES
.000	KF6004	5.000	YMRP	.0000	INCHES
10.000	KF6008	15.000	ZMRP	15.1875	INCHES
20.000			SCALE	.0405	SCALE

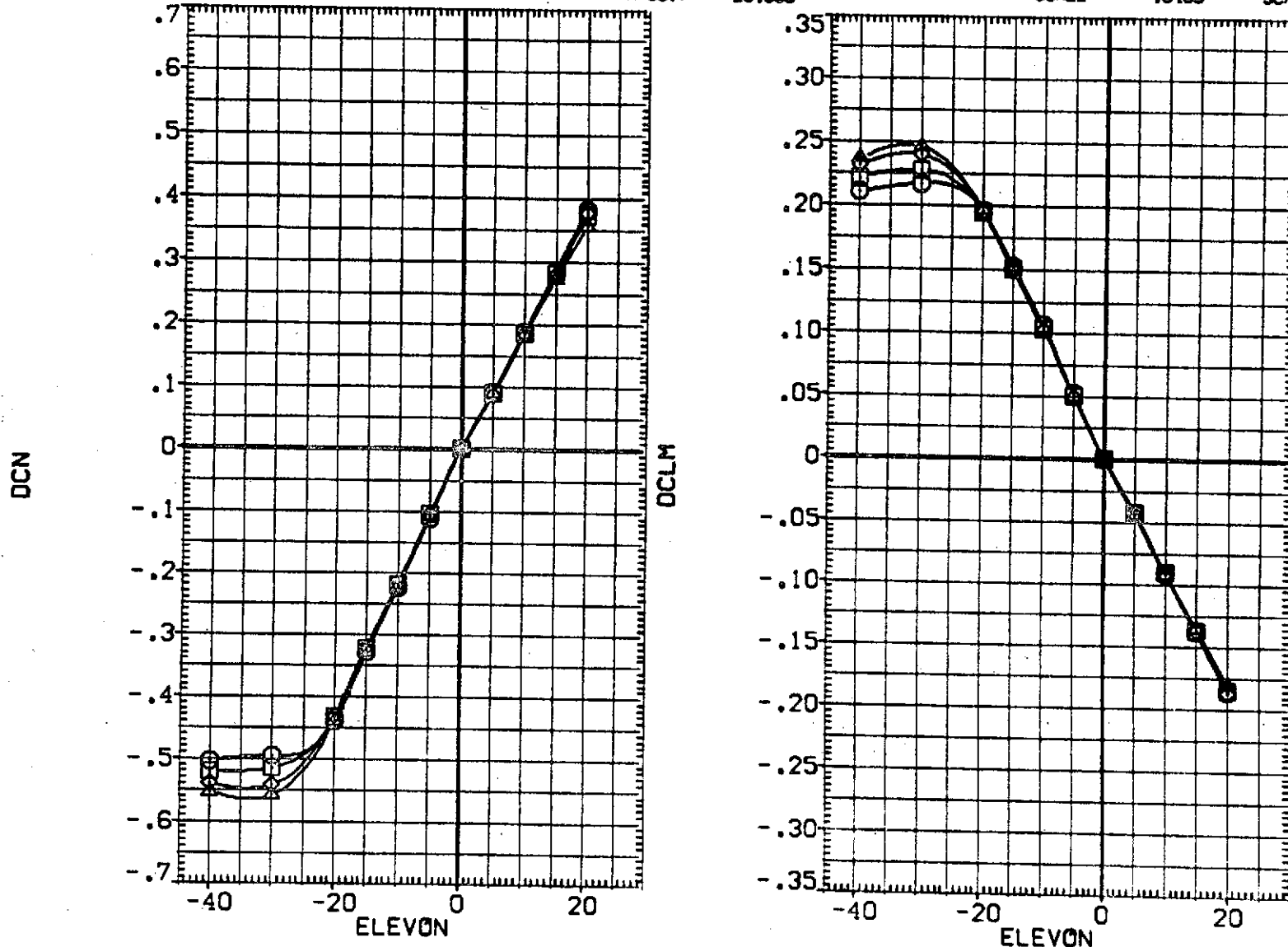


FIG 16 ELEVON EFFECTIVENESS, BASELINE GRUMMAN GAP

SYMBOL	ALPHA	PARAMETRIC VALUES				DATA SOURCE				REFERENCE INFORMATION		
○	-10.000	MACH	.260	ELE-LD	-40.000	DATASET	ELEVON	DATASET	ELEVON	SREF	4.4119	90 FT.
□	-8.000	ELE-RI	-40.000	ELE-RO	-40.000	KF6035	-40.000	KF6032	-30.000	LREF	19.2299	INCHES
◇	-6.000	SPDRK	25.000	BOFLAP	-12.000	KF6029	-20.000	KF6014	-15.000	BREF	37.9359	INCHES
△	-4.000	RUDDER	.000	BETA	.000	KF6005	-10.000	KF6010	-5.000	XMRP	43.5974	INCHES
▽	-2.000					KF6001	.000	KF6004	5.000	YMRP	.0000	INCHES
						KF6012	10.000	KF6008	15.000	ZMRP	15.1875	INCHES
						KF6017	20.000			SCALE	.0405	SCALE

INCREMENTAL FOREBODY AXIAL FORCE COEFFICIENT, DCAF

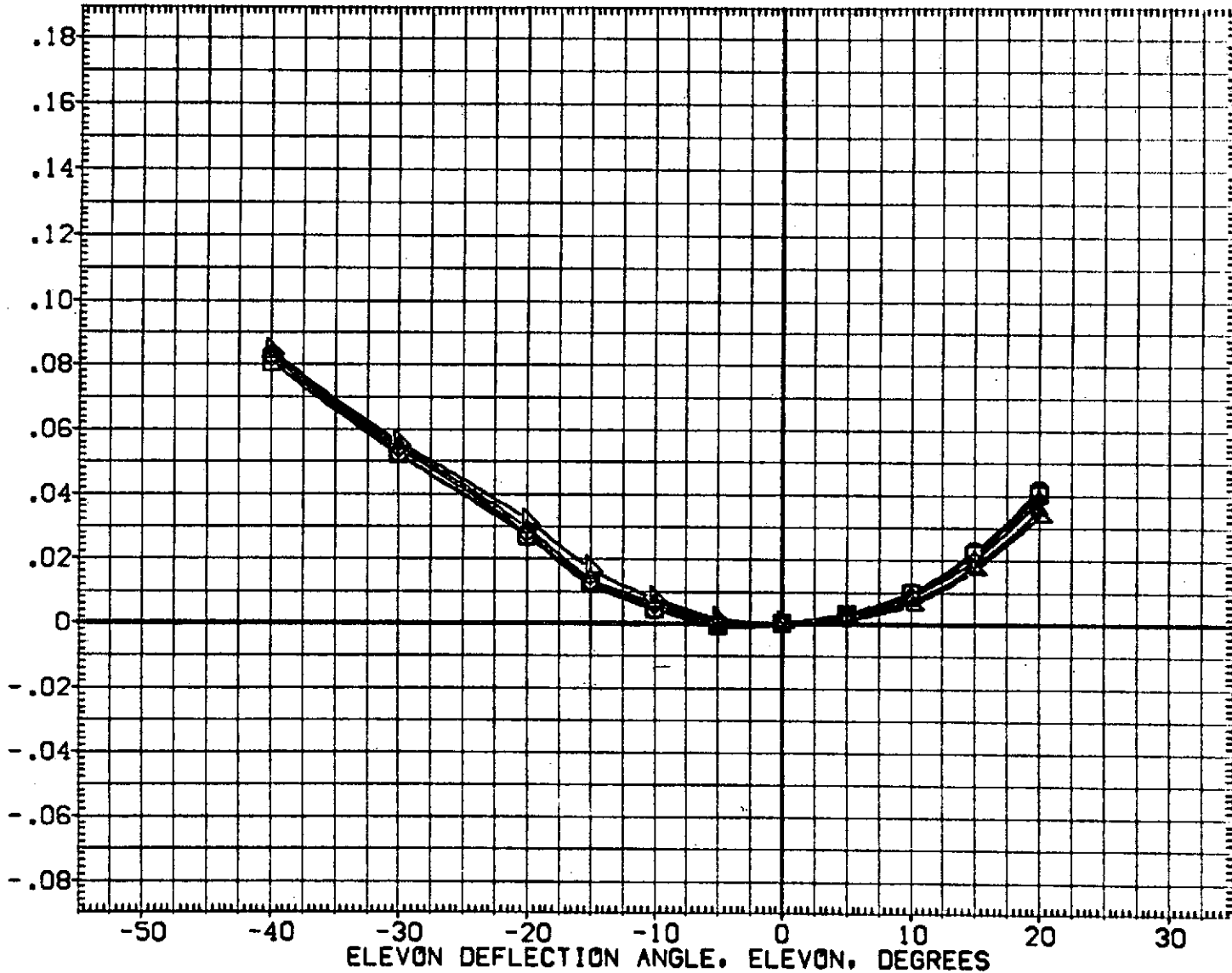


FIG 16 ELEVON EFFECTIVENESS, BASELINE GRUMMAN GAP

0A118 B26C9M7F8W116E28V8R5X9

(KF6035)

SYMBOL	ALPHA	MACH	PARAMETRIC VALUES		DATA SOURCE			REFERENCE INFORMATION				
○	.000		.260	ELE-L0	-40.000	DATA SET	ELEVON	DATA SET	ELEVON	SREF	4.4119	SO. FT.
□	2.000	ELE-RI	-40.000	ELE-RO	-40.000	KF6035	-40.000	KF6032	-30.000	LREF	19.2299	INCHES
◇	4.000	SPOBRK	25.000	BOFLAP	-12.000	KF6029	-20.000	KF6014	-15.000	BREF	37.9359	INCHES
△	6.000	RUDDER	.000	BETA	.000	KF6005	-10.000	KF6010	-5.000	XMRP	43.5974	INCHES
	8.000					KF6001	.000	KF6004	5.000	YMRP	.0000	INCHES
						KF6012	10.000	KF6008	15.000	ZMRP	15.1875	INCHES
						KF6017	20.000		SCALE		.0405	SCALE

INCREMENTAL FOREBODY AXIAL FORCE COEFFICIENT, DCAF

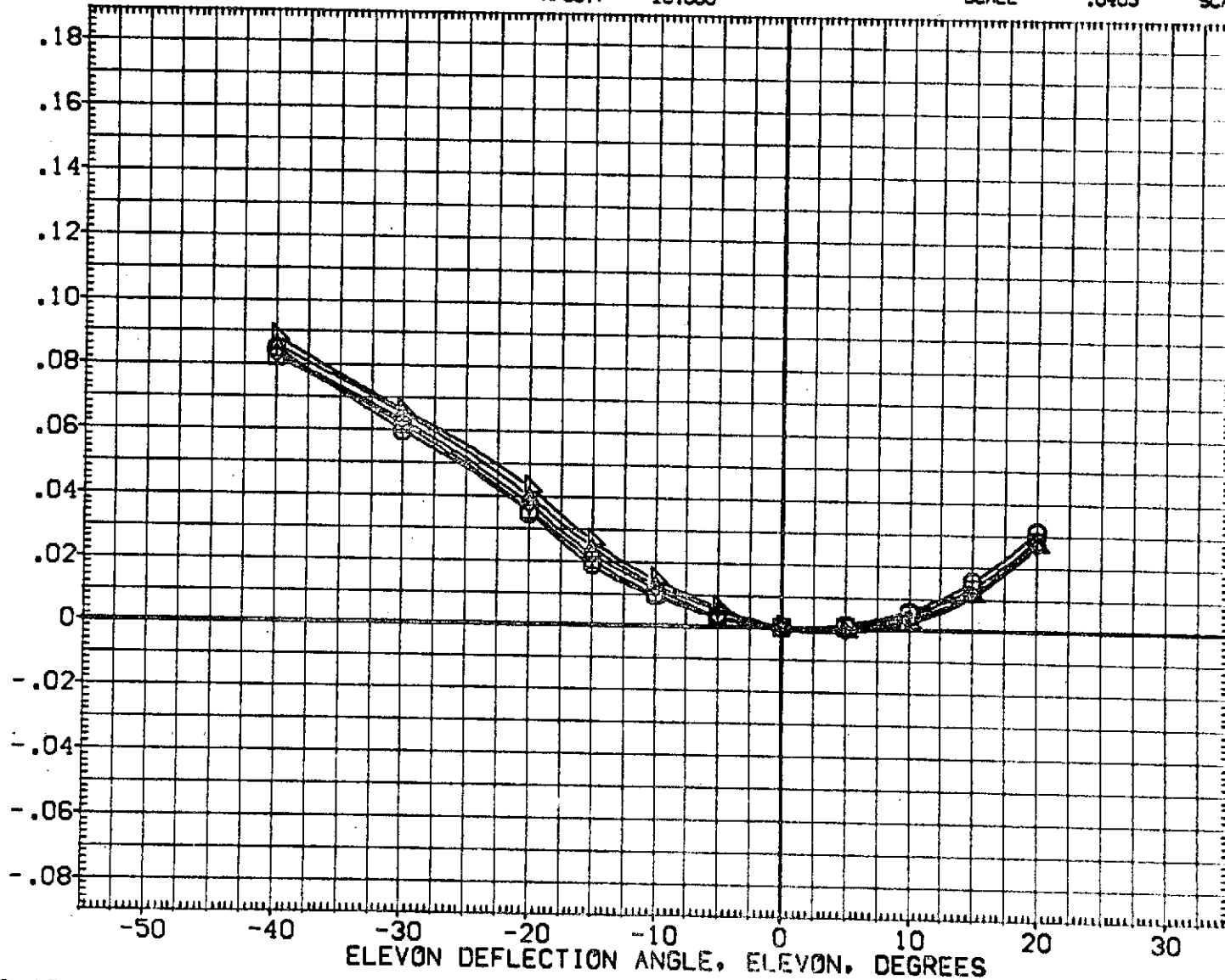


FIG 16 ELEVON EFFECTIVENESS, BASELINE GRUMMAN GAP

SYMBOL	ALPHA	PARAMETRIC VALUES				DATA SOURCE			REFERENCE INFORMATION		
		MACH	ELE-LO	ELE-RO	BOFLAP	BETA	ELEVON	DATASET	ELEVON	SREF	SQ.FT.
○	10.000	.260	-40.000	-40.000	.000	KF6035	-40.000	KF6032	4.4119	19.2299	INCHES
□	12.000	.260	-40.000	-40.000	.000	KF6029	-20.000	KF6014	37.9359	43.5974	INCHES
◇	14.000	.260	-40.000	-40.000	.000	KF6005	-10.000	KF6010	15.0000	15.1875	INCHES
△	16.000	.260	-40.000	-40.000	.000	KF6001	0.000	KF6004	0.0000	0.0000	INCHES
▽	18.000	.260	-40.000	-40.000	.000	KF6012	10.000	KF6008	15.0000	15.1875	INCHES
						KF6017	20.000		SCALE	.0405	SCALE

INCREMENTAL FOREBODY AXIAL FORCE COEFFICIENT, DCAF

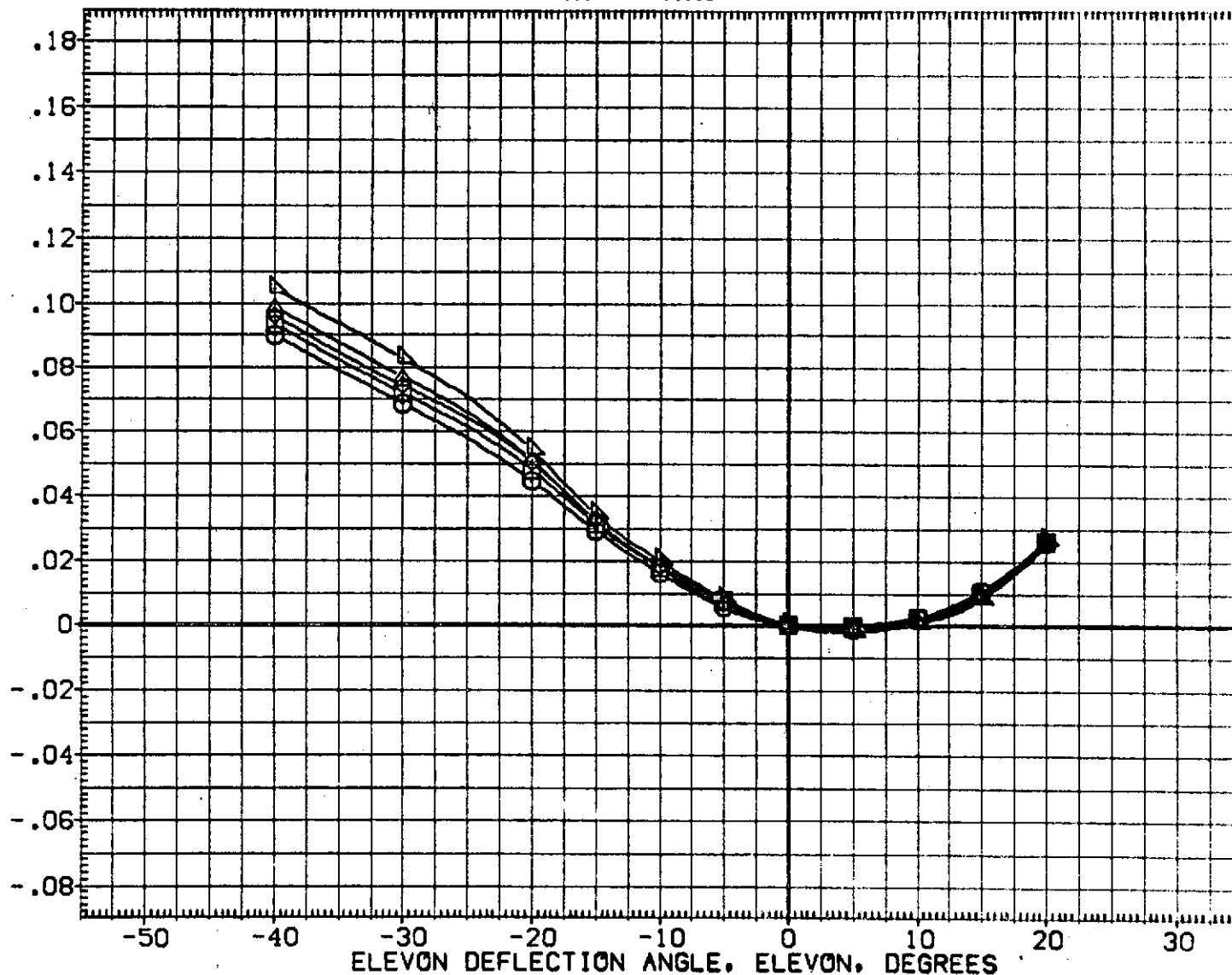


FIG 16 ELEVON EFFECTIVENESS, BASELINE GRUMMAN GAP

0A118 B26C9M7F8W116E28V8R5X9

(KF6035)

SYMBOL	ALPHA	MACH	PARAMETRIC VALUES		DATA SOURCE		REFERENCE INFORMATION					
○	20.000		.260	ELE-LO	-40.000	DATASET	ELEVON	DATASET	ELEVON	SREF	4.4119	90. FT.
□	22.000		-40.000	ELE-RO	-40.000	KF6035	-40.000	KF6032	-30.000	LREF	19.2299	INCHES
◇	24.000		25.000	BOFLAP	-12.000	KF6029	-20.000	KF6014	-15.000	BREF	37.9359	INCHES
△	25.000		.000	BETA	.000	KF6005	-10.000	KF6010	-5.000	XMRP	43.5974	INCHES
						KF6001	.000	KF6004	5.000	YMRP	.0000	INCHES
						KF6012	10.000	KF6008	15.000	ZMRP	15.1875	INCHES
						KF6017	20.000			SCALE	.0405	SCALE

INCREMENTAL FOREBODY AXIAL FORCE COEFFICIENT, DCAF

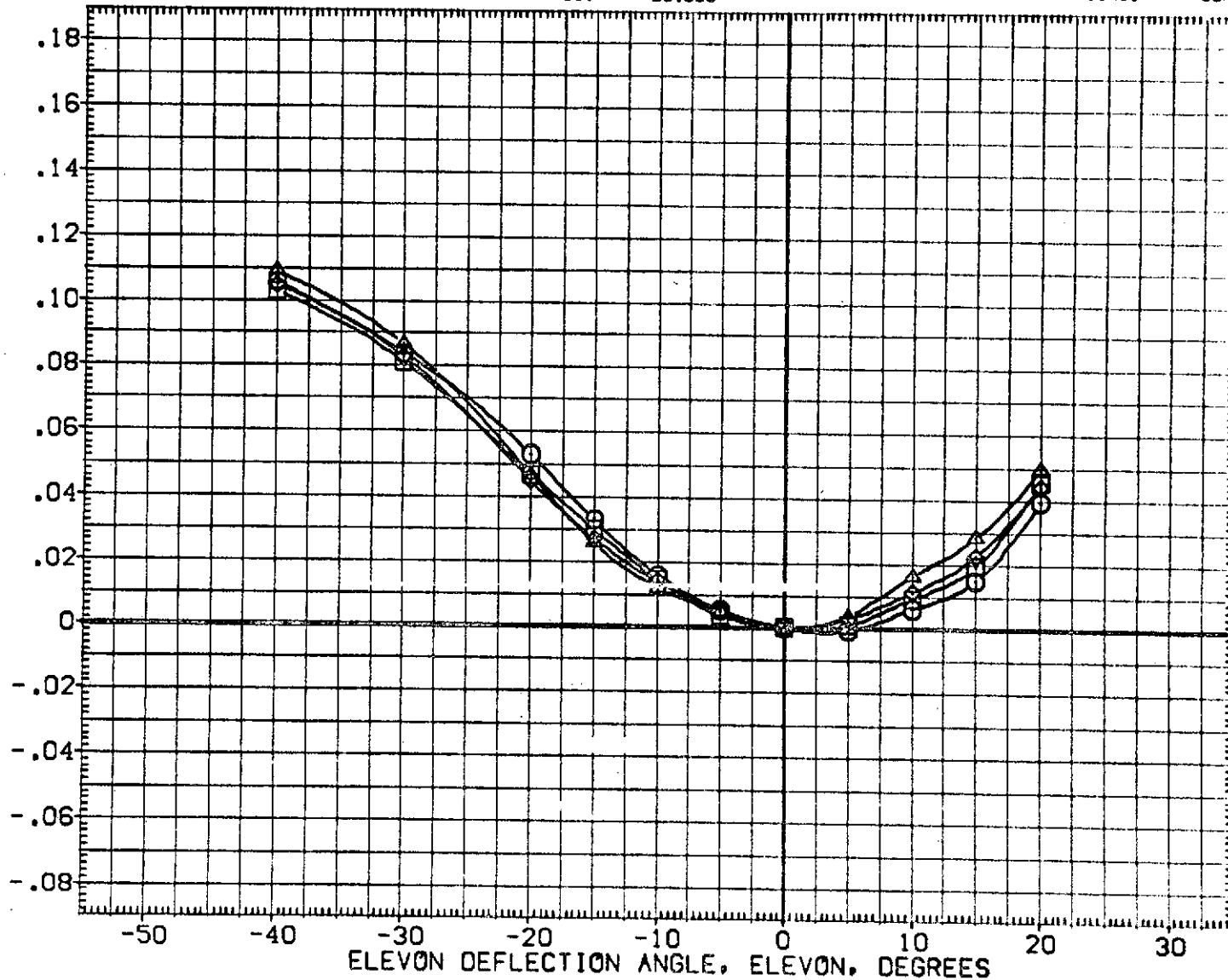


FIG 16 ELEVON EFFECTIVENESS, BASELINE GRUMMAN GAP

DATA SET SYMBOL	CONFIGURATION DESCRIPTION
(BF6034)	QA118 B26C9M7F8V116E43V8R5X9
(BF6033)	QA118 B26C9M7F8V116E43V8R5X9
(BF6028)	QA118 B26C9M7F8V116E43V8R5X9
(BF6027)	QA118 B26C9M7F8V116E43V8R5X9
(BF6025)	QA118 B26C9M7F8V116E43V8R5X9
(BF6018)	QA118 B26C9M7F8V116E43V8R5X9

ELE-LO	ELE-LI	ELE-RI	ELE-RO	REFERENCE INFORMATION		
-40.000	-40.000	-40.000	-40.000	SREF	4.1119	50. FT.
-30.000	-30.000	-30.000	-30.000	LREF	19.2299	INCHES
-20.000	-20.000	-20.000	-20.000	BREF	37.9359	INCHES
-15.000	-15.000	-15.000	-15.000	XMRP	43.5974	INCHES
-10.000	-10.000	-10.000	-10.000	YMRP	.0000	INCHES
.000	.000	.000	.000	ZMRP	15.1875	INCHES
				SCALE	.0405	SCALE

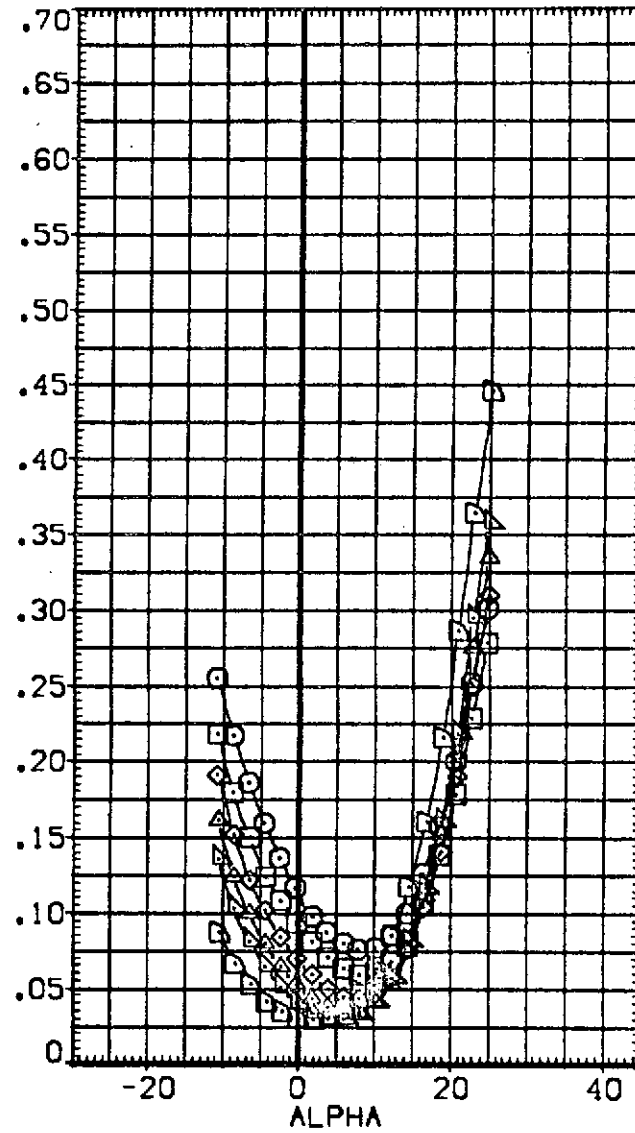
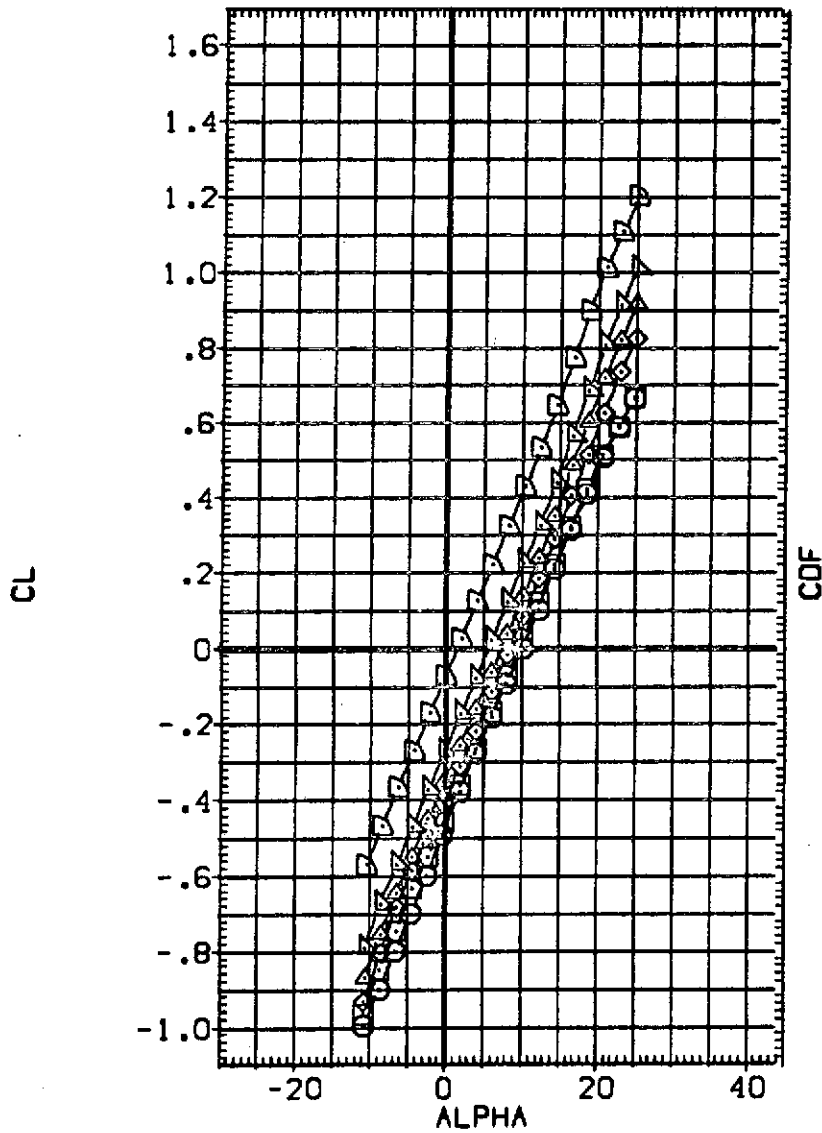


FIG 17 ELEVON EFFECTIVENESS, SIX INCH ELEVON GAPS

(A)MACH = .26

DATA SET SYMBOL	CONFIGURATION DESCRIPTION
{BF6034}	OA118 B26C9M7F8V116E43V8R5X9
{BF6033}	OA118 B26C9M7F8V116E43V8R5X9
{BF6028}	OA118 B26C9M7F8V116E43V8R5X9
{BF6027}	OA118 B26C9M7F8V116E43V8R5X9
{BF6025}	OA118 B26C9M7F8V116E43V8R5X9
{BF6018}	OA118 B26C9M7F8V116E43V8R5X9

ELE-L0	ELE-L1	ELE-R1	ELE-R0	REFERENCE INFORMATION	
-40.000	-40.000	-40.000	-40.000	SREF	4.4119 SQ.FT.
-30.000	-30.000	-30.000	-30.000	LREF	19.2299 INCHES
-20.000	-20.000	-20.000	-20.000	BREF	37.9359 INCHES
-15.000	-15.000	-15.000	-15.000	XMRP	43.5974 INCHES
-10.000	-10.000	-10.000	-10.000	YMRP	.0000 INCHES
.000	.000	.000	.000	ZMRP	15.1875 INCHES
				SCALE	.0405 SCALE

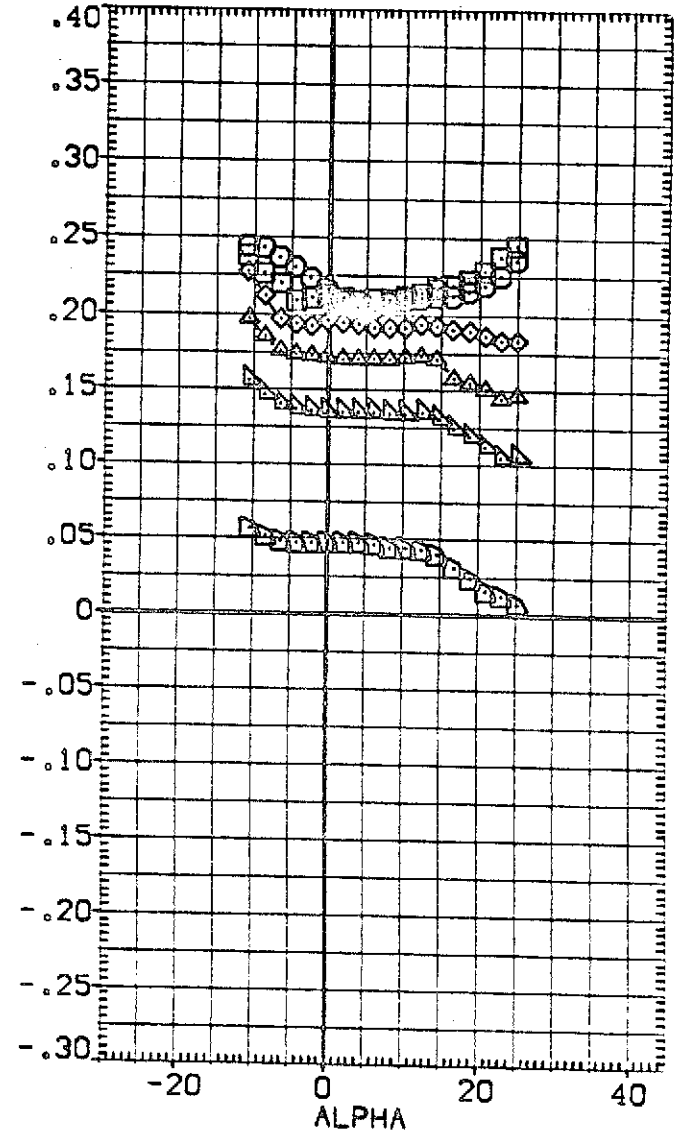
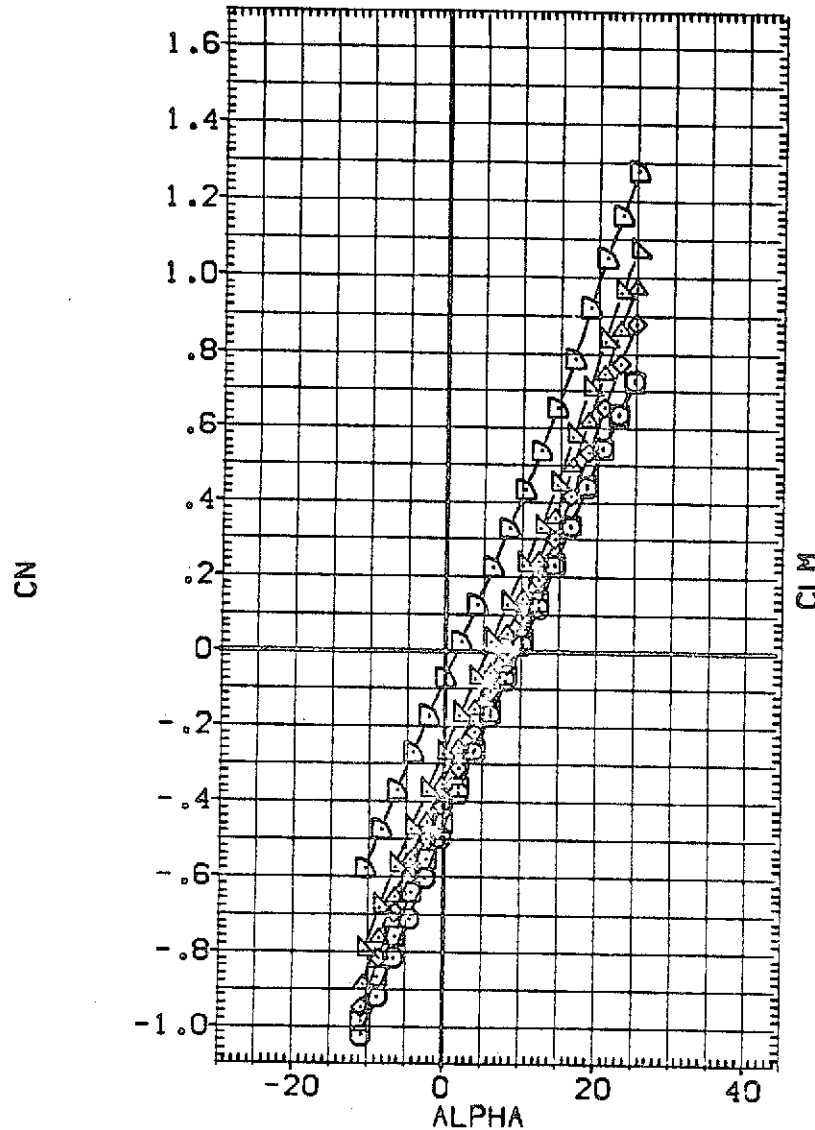


FIG 17 ELEVON EFFECTIVENESS, SIX INCH ELEVON GAPS
 (A)MACH = .26

DATA SET SYMBOL	CONFIGURATION DESCRIPTION
[BF6034]	○ 0A118 B26C9M7F8W116E43V8R5X9
[BF6033]	□ 0A118 B26C9M7F8W116E43V8R5X9
[BF6028]	◇ 0A118 B26C9M7F8W116E43V8R5X9
[BF6027]	△ 0A118 B26C9M7F8W116E43V8R5X9
[BF6025]	▽ 0A118 B26C9M7F8W116E43V8R5X9
[BF6018]	◇ 0A118 B26C9M7F8W116E43V8R5X9

ELE-L0	ELE-L1	ELE-R1	ELE-R0	REFERENCE INFORMATION		
-40.000	-40.000	-40.000	-40.000	SREF	4.4119	50. FT.
-30.000	-30.000	-30.000	-30.000	LREF	19.2299	INCHES
-20.000	-20.000	-20.000	-20.000	BREF	37.9359	INCHES
-15.000	-15.000	-15.000	-15.000	XMRP	43.5974	INCHES
-10.000	-10.000	-10.000	-10.000	YMRP	.0000	INCHES
.000	.000	.000	.000	ZMRP	15.1675	INCHES
				SCALE	.0405	SCALE

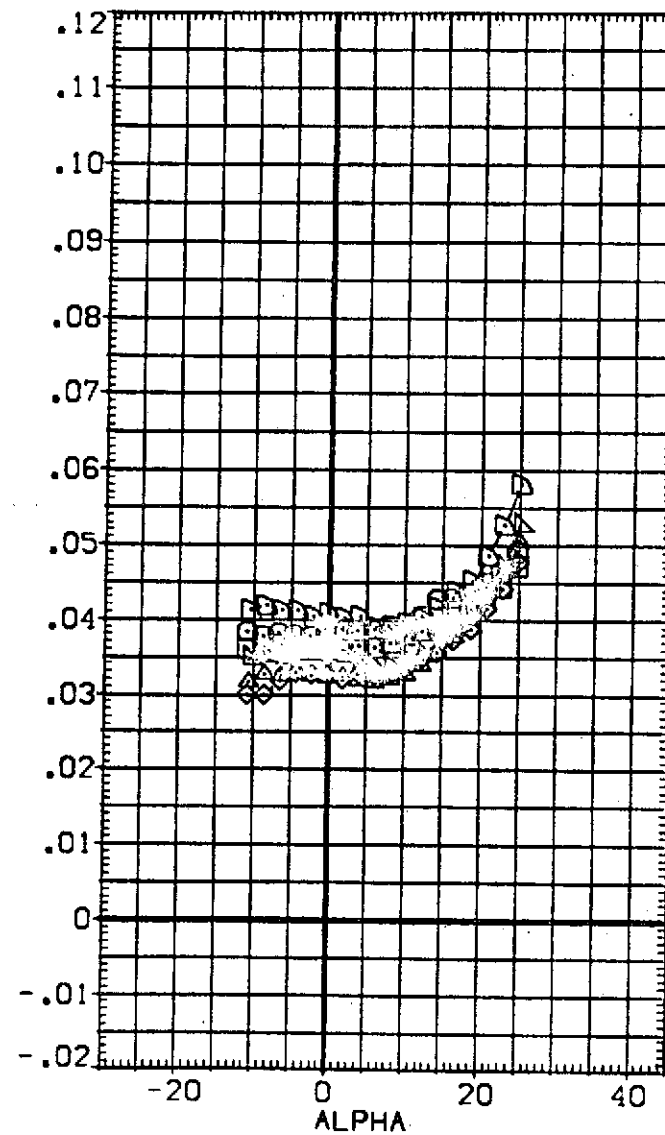
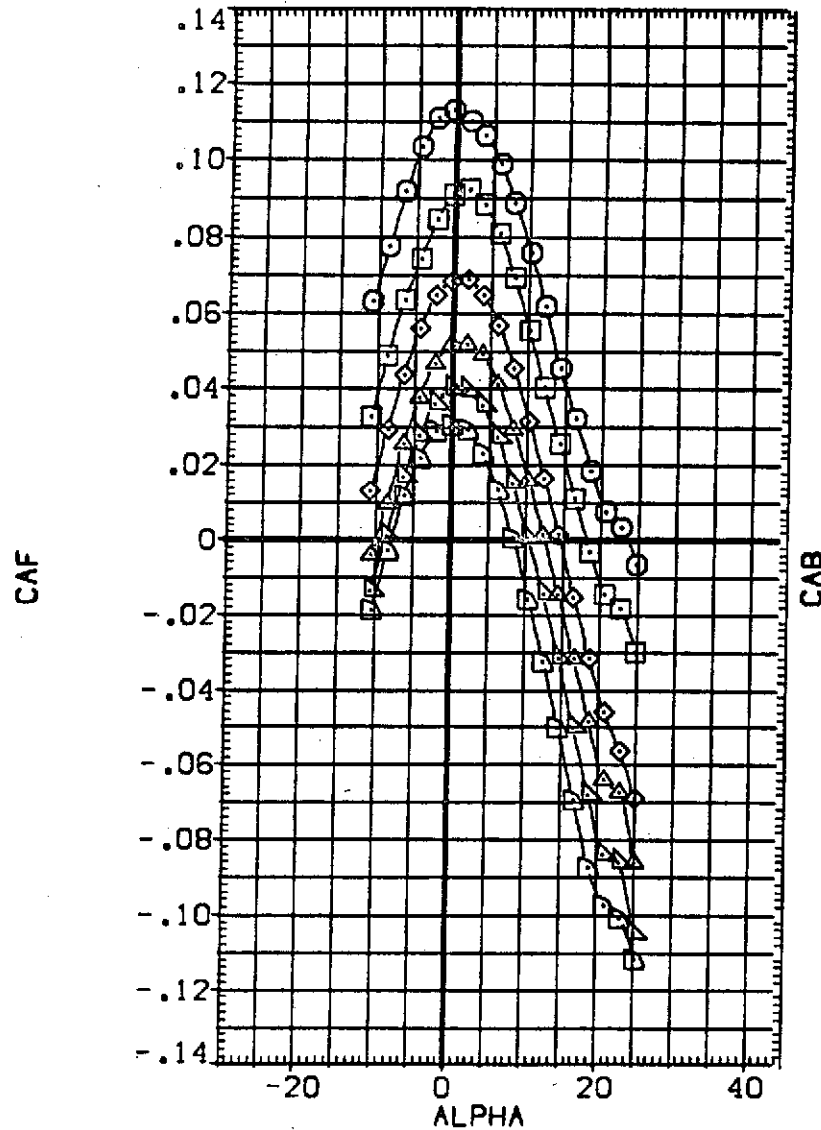


FIG 17 ELEVON EFFECTIVENESS, SIX INCH ELEVON GAPS
 (A)MACH = .26

DATA SET SYMBOL	CONFIGURATION DESCRIPTION
(BF6034)	OA118 B26C9M7F8V116E43V8R5X9
(BF6033)	OA118 B26C9M7F8V116E43V8R5X9
(BF6028)	OA118 B26C9M7F8V116E43V8R5X9
(BF6027)	OA118 B26C9M7F8V116E43V8R5X9
(BF6025)	OA118 B26C9M7F8V116E43V8R5X9
(BF6018)	OA118 B26C9M7F8V116E43V8R5X9

ELE-L0	ELE-L1	ELE-R1	ELE-R0	REFERENCE INFORMATION		
-40.000	-40.000	-40.000	-40.000	SREF	4.4119	SQ.FT.
-30.000	-30.000	-30.000	-30.000	LREF	19.2299	INCHES
-20.000	-20.000	-20.000	-20.000	BREF	37.9359	INCHES
-15.000	-15.000	-15.000	-15.000	XMRP	43.5974	INCHES
-10.000	-10.000	-10.000	-10.000	YMRP	.0000	INCHES
.000	.000	.000	.000	ZMRP	15.1875	INCHES
				SCALE	.0405	SCALE

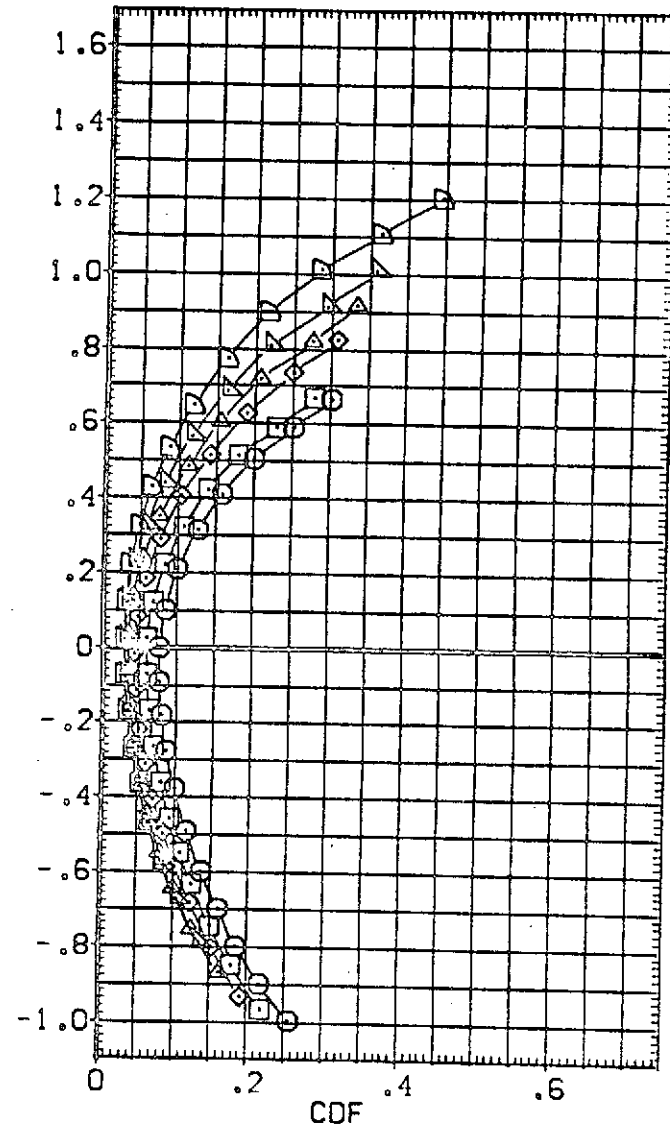
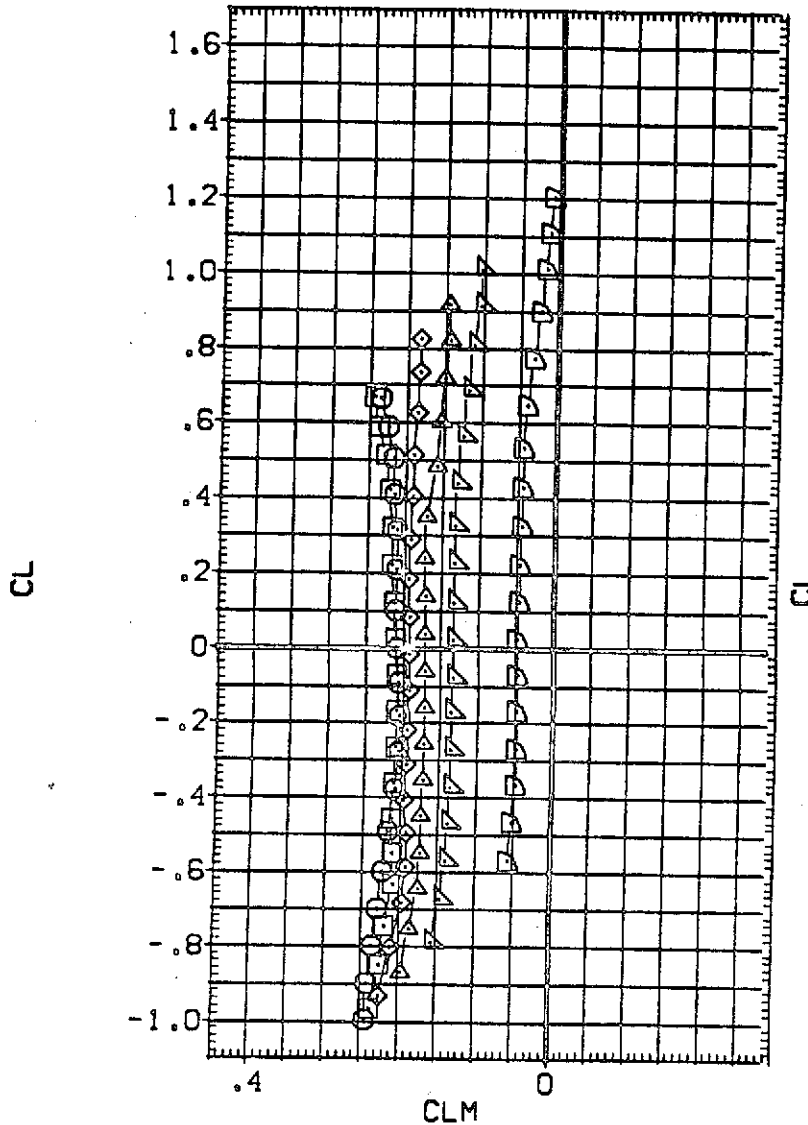


FIG 17 ELEVON EFFECTIVENESS, SIX INCH ELEVON GAPS
 (A) MACH = .26

DATA SET SYMBOL	CONFIGURATION DESCRIPTION
(BF6034)	QA118 B26C9M7F8V118643V8R5X9
(BF6033)	QA118 B26C9M7F8V118643V8R5X9
(BF6028)	QA118 B26C9M7F8V118643V8R5X9
(BF6027)	QA118 B26C9M7F8V118643V8R5X9
(BF6025)	QA118 B26C9M7F8V118643V8R5X9
(BF6018)	QA118 B26C9M7F8V118643V8R5X9

ELE-L0	ELE-L1	ELE-R1	ELE-R0	REFERENCE INFORMATION		
-40.000	-40.000	-40.000	-40.000	SREF	4.4119	SQ.FT.
-30.000	-30.000	-30.000	-30.000	LREF	19.2299	INCHES
-20.000	-20.000	-20.000	-20.000	BREF	37.9359	INCHES
-15.000	-15.000	-15.000	-15.000	XMRP	43.5974	INCHES
-10.000	-10.000	-10.000	-10.000	YMRP	.0000	INCHES
.000	.000	.000	.000	ZMRP	15.1875	INCHES
				SCALE	.0405	SCALE

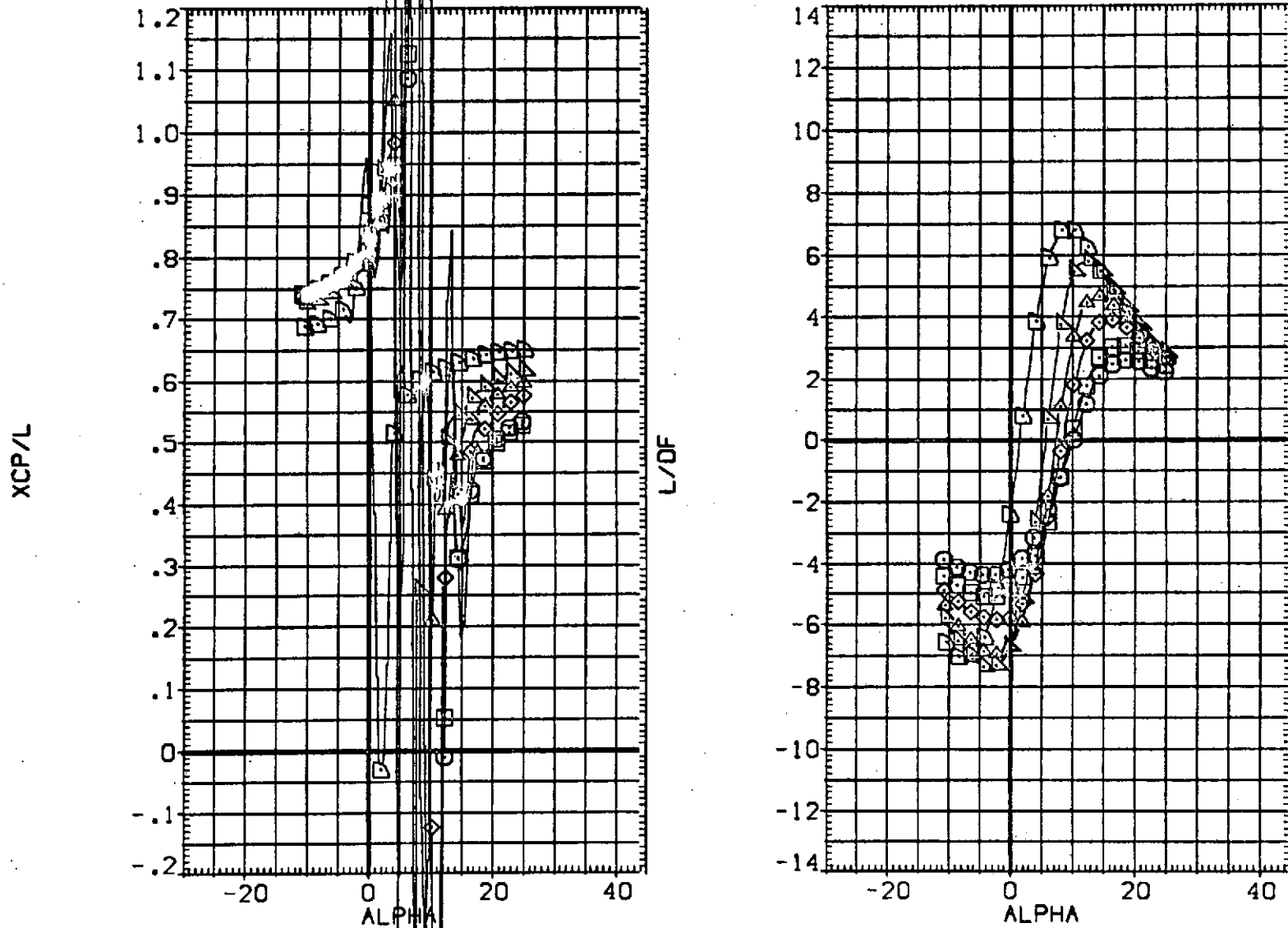


FIG 17 ELEVON EFFECTIVENESS, SIX INCH ELEVON GAPS
 (A)MACH = .26

DATA SET SYMBOL	CONFIGURATION DESCRIPTION
{BF6024}	CA118 B26C9M7F8W116E43V8R5X9
{BF6018}	CA118 B26C9M7F8W116E43V8R5X9
{BF6020}	CA118 B26C9M7F8W116E43V8R5X9
{BF6021}	CA118 B26C9M7F8W116E43V8R5X9
{BF6022}	CA118 B26C9M7F8W116E43V8R5X9
{BF6023}	CA118 B26C9M7F8W116E43V8R5X9

ELE-L0	ELE-L1	ELE-R1	ELE-R0	REFERENCE INFORMATION
-5.000	-5.000	-5.000	-5.000	SREF 4.4119 SQ.FT.
.000	.000	.000	.000	LREF 19.7299 INCHES
5.000	5.000	5.000	5.000	BREF 37.9359 INCHES
10.000	10.000	10.000	10.000	XMRP 43.5974 INCHES
15.000	15.000	15.000	15.000	YMRP .0000 INCHES
20.000	20.000	20.000	20.000	ZMRP 15.1875 INCHES
				SCALE .0405 SCALE

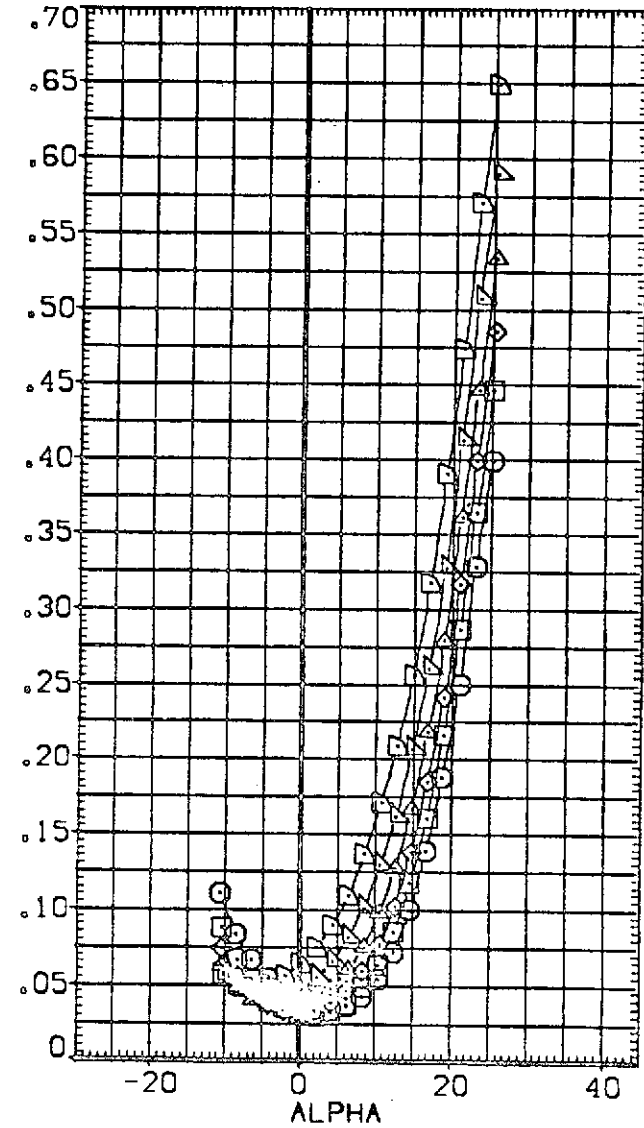
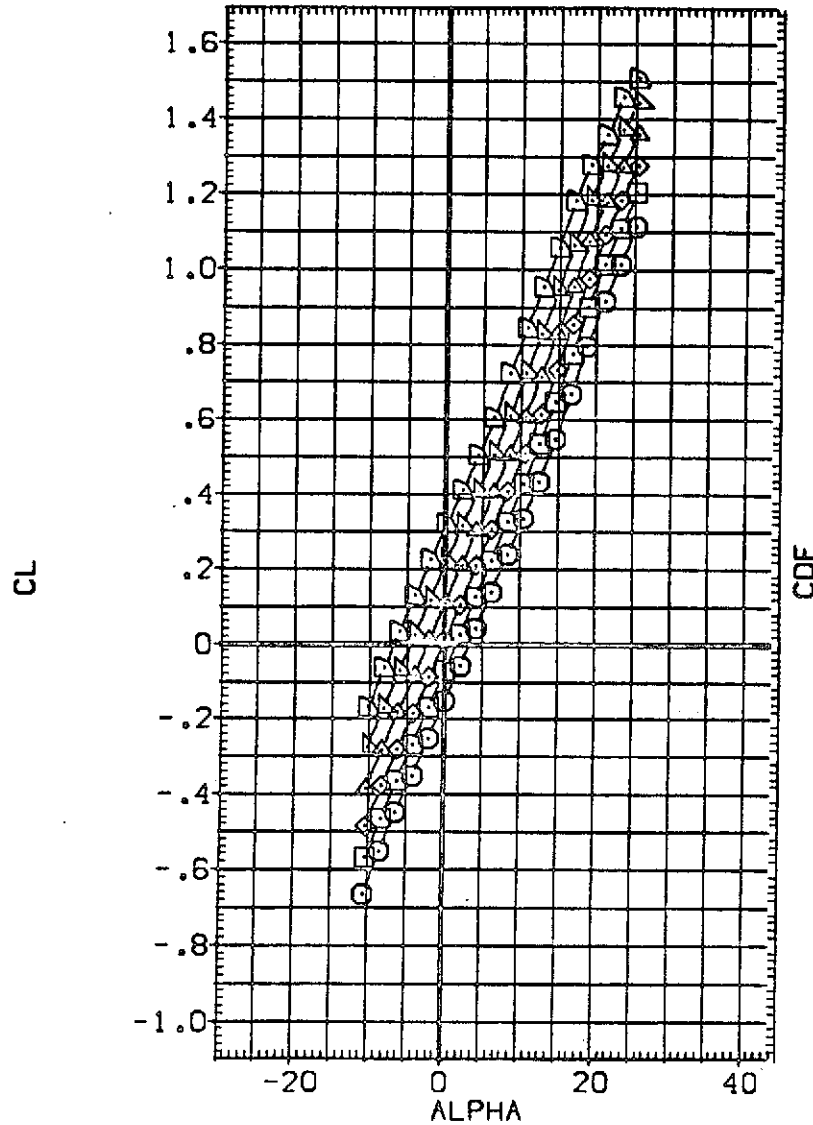


FIG 17 ELEVON EFFECTIVENESS, SIX INCH ELEVON GAPS
(A)MACH = .26

DATA SET SYMBOL	CONFIGURATION DESCRIPTION
(BF6024)	OA118 B26C9M7F8V116E43V8R5X9
(BF6018)	OA118 B26C9M7F8V116E43V8R5X9
(BF6020)	OA118 B26C9M7F8V116E43V8R5X9
(BF6021)	OA118 B26C9M7F8V116E43V8R5X9
(BF6022)	OA118 B26C9M7F8V116E43V8R5X9
(BF6023)	OA118 B26C9M7F8V116E43V8R5X9

ELE-L0	ELE-L1	ELE-R1	ELE-R0	REFERENCE INFORMATION		
-5.000	-5.000	-5.000	-5.000	SREF	4.4119	50.FT.
.000	.000	.000	.000	LREF	19.2299	INCHES
5.000	5.000	5.000	5.000	BREF	37.9359	INCHES
10.000	10.000	10.000	10.000	XMRP	43.5974	INCHES
15.000	15.000	15.000	15.000	YMRP	.0000	INCHES
20.000	20.000	20.000	20.000	ZMRP	15.1875	INCHES
				SCALE	.0405	SCALE

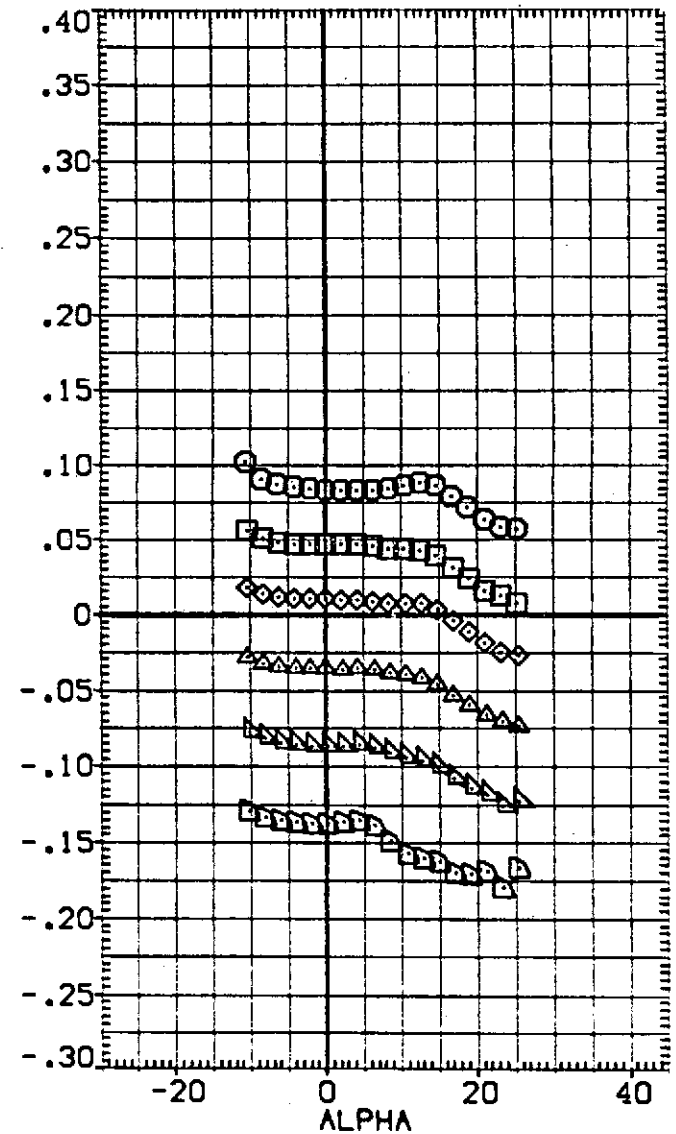
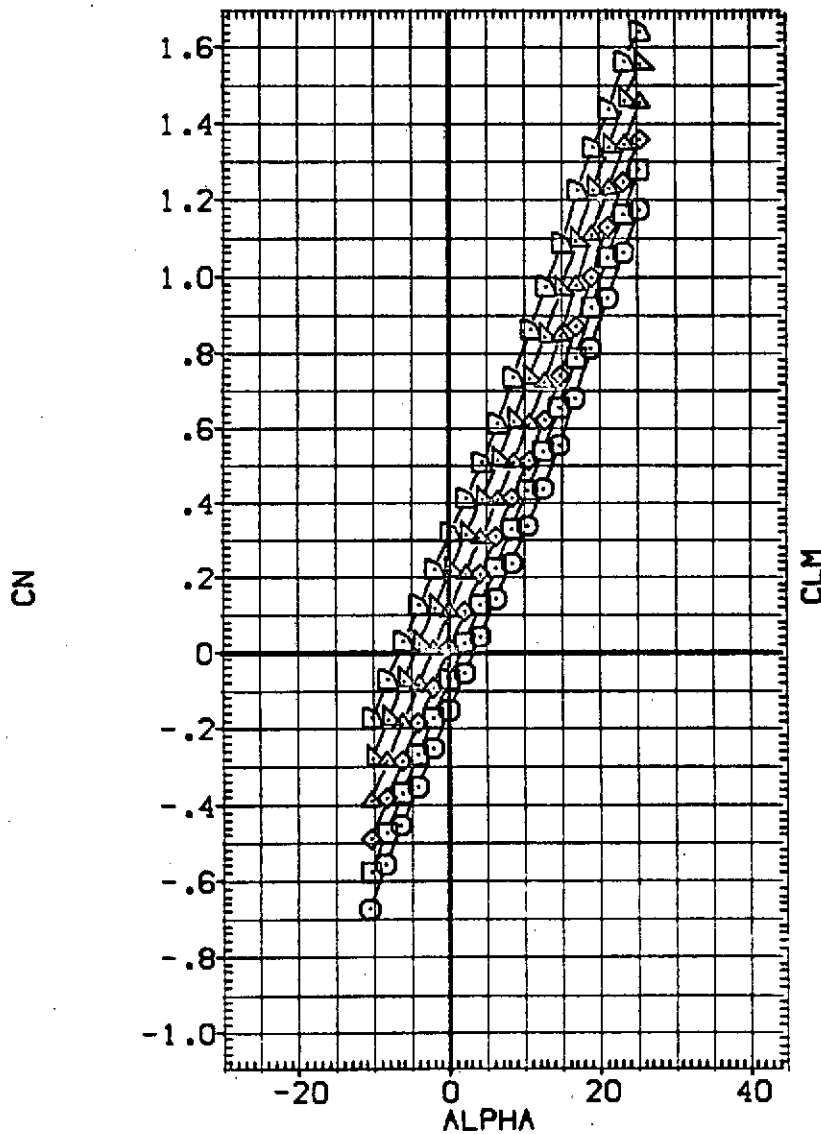


FIG 17 ELEVON EFFECTIVENESS, SIX INCH ELEVON GAPS

(A)MACH = .26

DATA SET SYMBOL	CONFIGURATION DESCRIPTION
{BF6024}	OA118 B26C9M7F8V116E43V8R5X9
{BF6018}	OA118 B26C9M7F8V116E43V8R5X9
{BF6020}	OA118 B26C9M7F8V116E43V8R5X9
{BF6021}	OA118 B26C9M7F8V116E43V8R5X9
{BF6022}	OA118 B26C9M7F8V116E43V8R5X9
{BF6023}	OA118 B26C9M7F8V116E43V8R5X9

ELE-LO	ELE-LI	ELE-RI	ELE-RO	REFERENCE INFORMATION		
-5.000	-5.000	-5.000	-5.000	SREF	4.4119	50. FT.
.000	.000	.000	.000	LREF	19.2299	INCHES
5.000	5.000	5.000	5.000	BREF	37.9359	INCHES
10.000	10.000	10.000	10.000	XMRP	43.5974	INCHES
15.000	15.000	15.000	15.000	YMRP	.0000	INCHES
20.000	20.000	20.000	20.000	ZMRP	15.1875	INCHES
				SCALE	.0405	SCALE

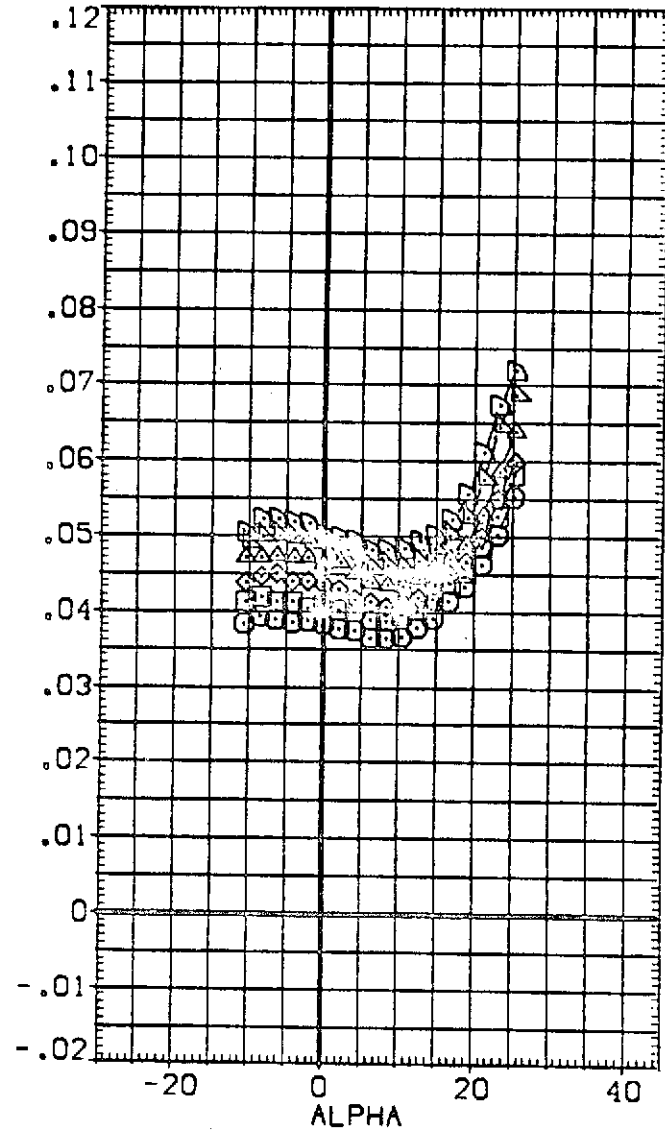
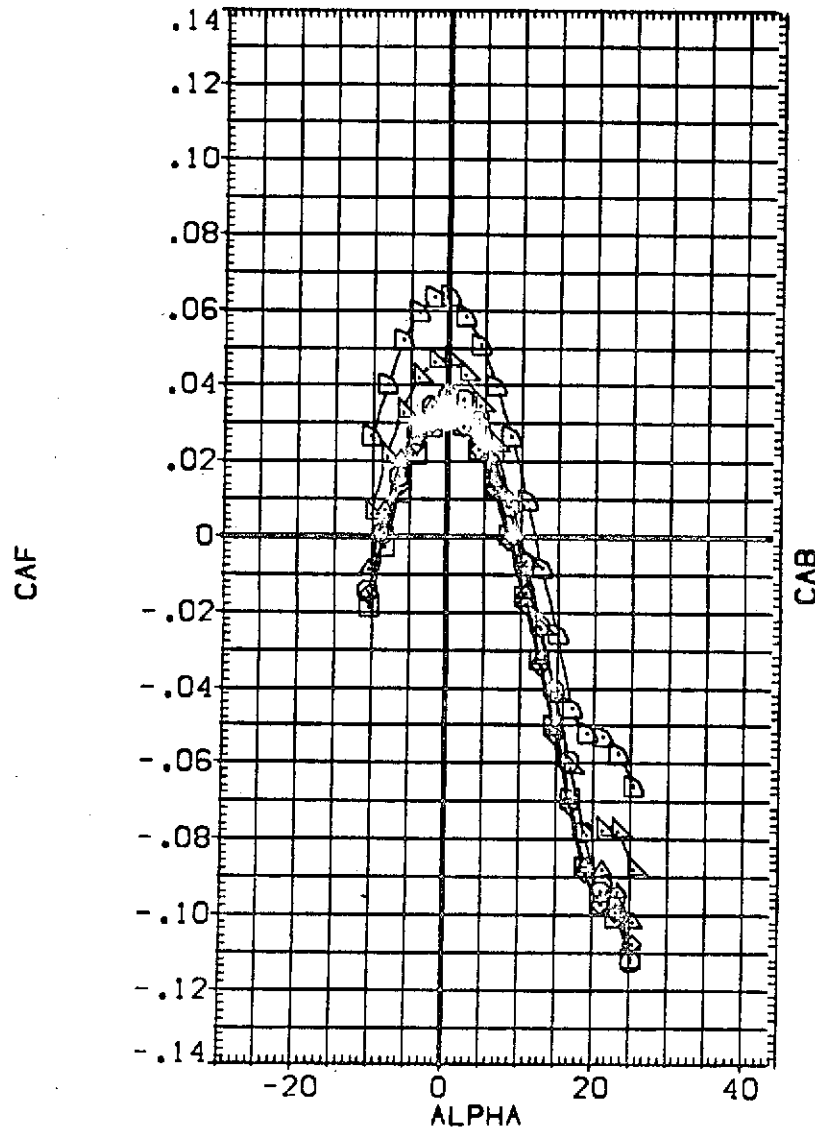


FIG 17 ELEVON EFFECTIVENESS, SIX INCH ELEVON GAPS

(A)MACH = .26

DATA SET SYMBOL	CONFIGURATION DESCRIPTION
{BF6024}	OA118 B26C9M7F8V116E43V8R5X9
{BF6018}	OA118 B26C9M7F8V116E43V8R5X9
{BF6020}	OA118 B26C9M7F8V116E43V8R5X9
{BF6021}	OA118 B26C9M7F8V116E43V8R5X9
{BF6022}	OA118 B26C9M7F8V116E43V8R5X9
{BF6023}	OA118 B26C9M7F8V116E43V8R5X9

ELE-LO	ELE-LI	ELE-RI	ELE-RO	REFERENCE INFORMATION		
-5.000	-5.000	-5.000	-5.000	SREF	4.4119	50. FT.
.000	.000	.000	.000	LREF	19.2299	INCHES
5.000	5.000	5.000	5.000	BREF	37.9359	INCHES
10.000	10.000	10.000	10.000	XMRP	43.5974	INCHES
15.000	15.000	15.000	15.000	YMRP	.0000	INCHES
20.000	20.000	20.000	20.000	ZMRP	15.1875	INCHES
				SCALE	.0405	SCALE

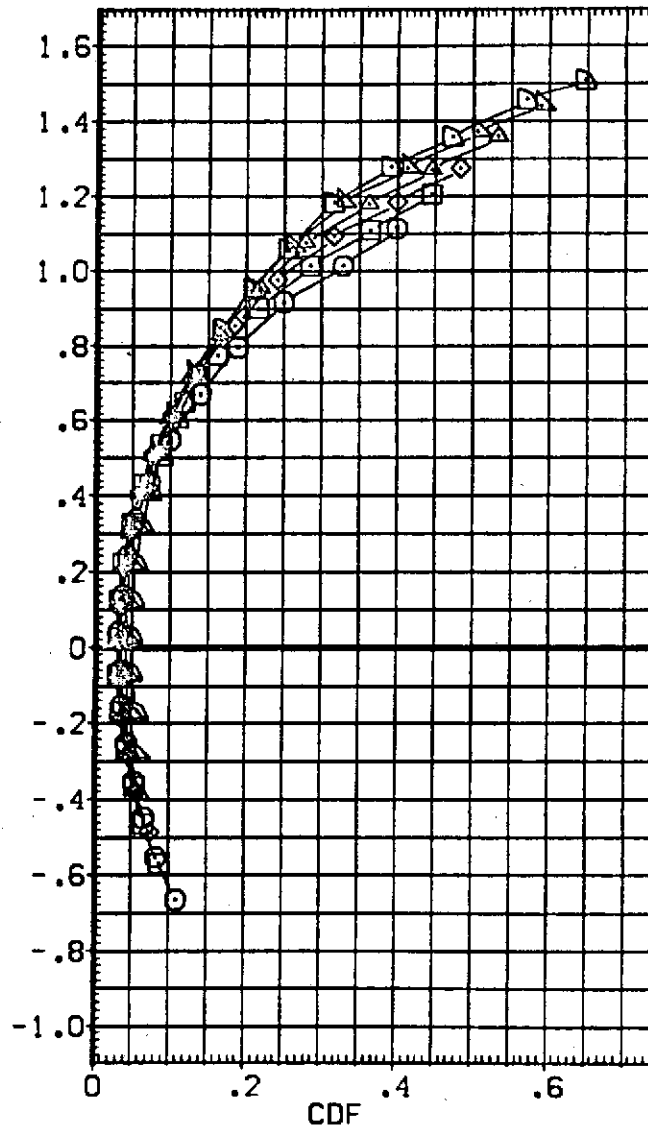
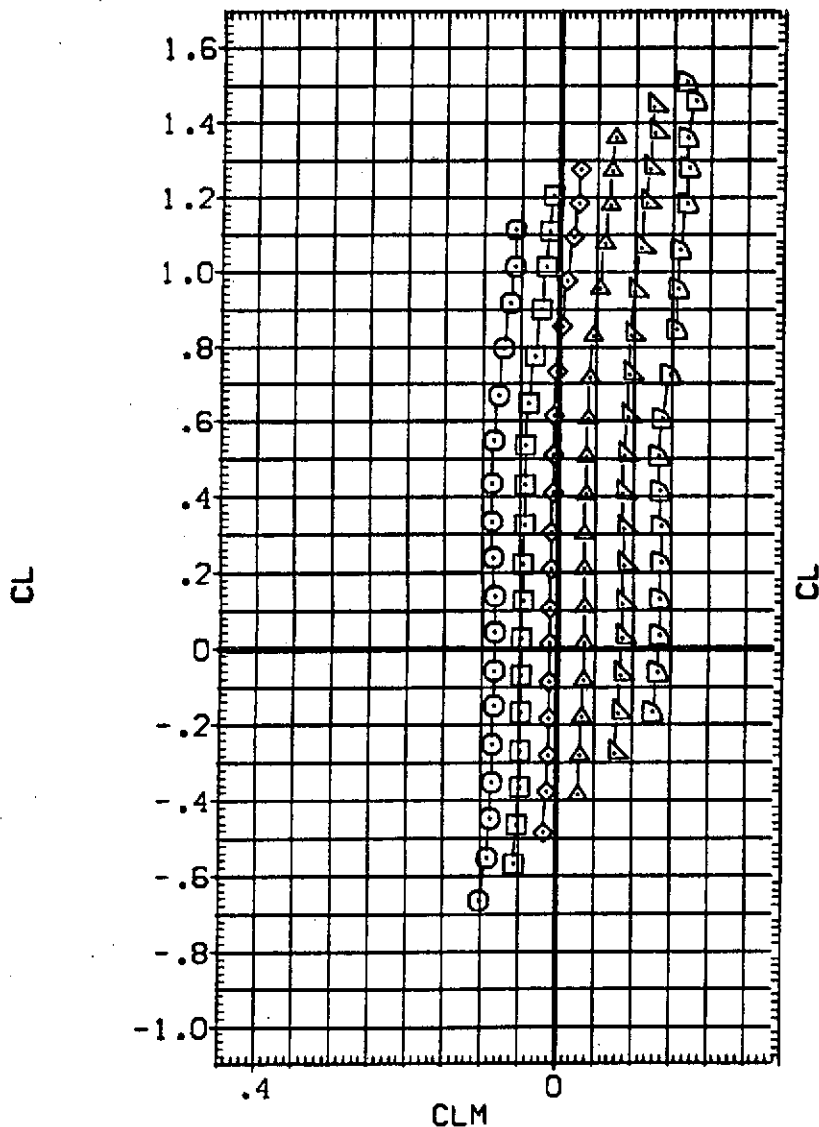


FIG 17 ELEVON EFFECTIVENESS, SIX INCH ELEVON GAPS

(A)MACH = .26

DATA SET SYMBOL	CONFIGURATION	DESCRIPTION
(BF6024)	OA118	B26C9M78BV116E43V8R5X9
(BF6018)	OA118	B26C9M78BV116E43V8R5X9
(BF6020)	OA118	B26C9M78BV116E43V8R5X9
(BF6021)	OA118	B26C9M78BV116E43V8R5X9
(BF6022)	OA118	B26C9M78BV116E43V8R5X9
(BF6023)	OA118	B26C9M78BV116E43V8R5X9

ELE-L0	ELE-L1	ELE-R1	ELE-R0	REFERENCE INFORMATION
-5.000	-5.000	-5.000	-5.000	SREF 4.4119 SO.FT.
.000	.000	.000	.000	LREF 19.2299 INCHES
5.000	5.000	5.000	5.000	BREF 37.9359 INCHES
10.000	10.000	10.000	10.000	XMRP 43.5974 INCHES
15.000	15.000	15.000	15.000	YMRP .0000 INCHES
20.000	20.000	20.000	20.000	ZMRP 15.1875 INCHES
				SCALE .0405 SCALE

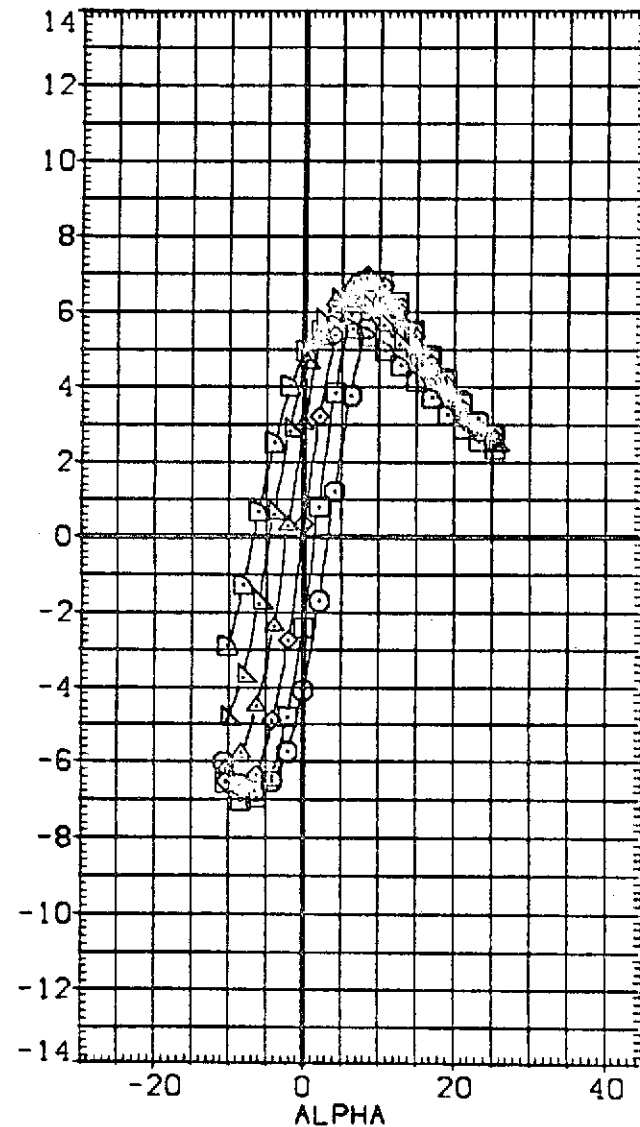
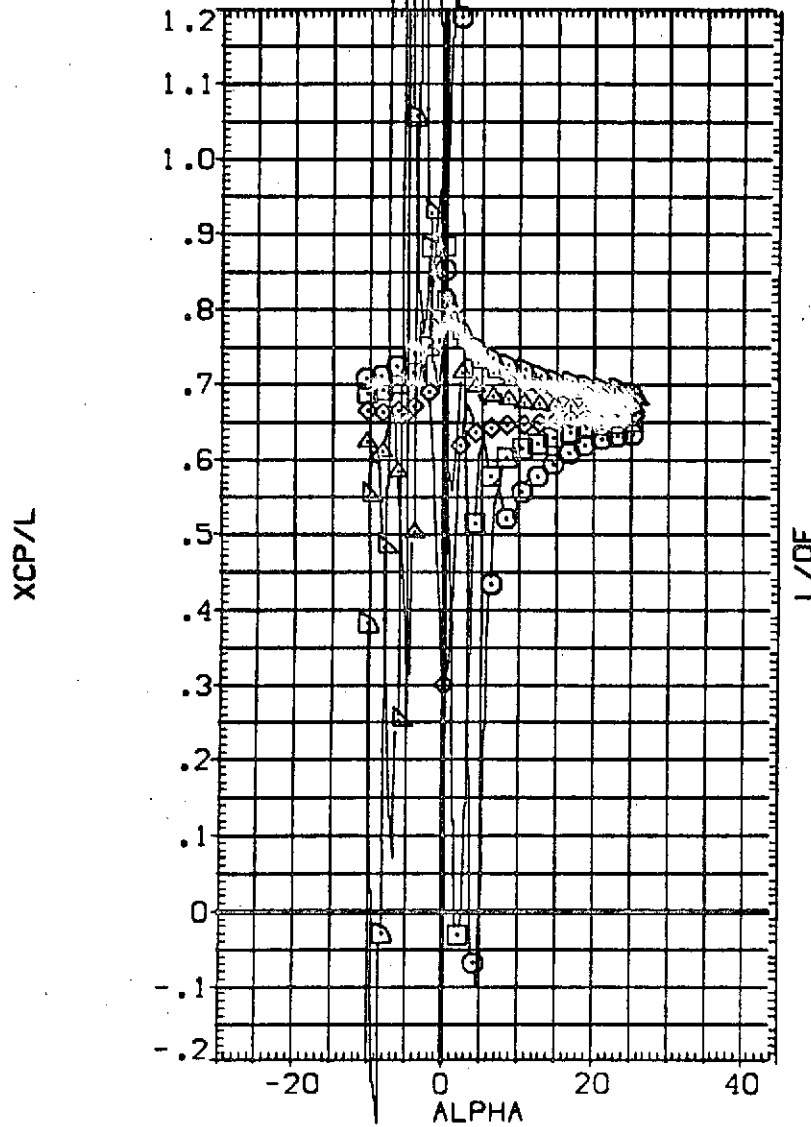


FIG 17 ELEVON EFFECTIVENESS, SIX INCH ELEVON GAPS
(A)MACH = .26

SYMBOL	ALPHA	PARAMETRIC VALUES			
○	-10.000	MACH	.260	ELE-L0	-40.000
□	-8.000	ELE-RI	-40.000	ELE-R0	-40.000
◇	-6.000	SPDBRK	25.000	BOFLAP	-12.000
△	-4.000	RUDDER	.000	BETA	.000
▽	-2.000				

DATA SOURCE			REFERENCE INFORMATION		
ELEVON	DATASET	ELEVON	SREF		SQ.FT.
-40.000	JF6033	-30.000	LREF	4.4119	INCHES
-20.000	JF6027	-15.000	BREF	19.2299	INCHES
-10.000	JF6024	-5.000	XMRP	37.9359	INCHES
.000	JF6020	5.000	YMRP	43.5974	INCHES
10.000	JF6022	15.000	ZMRP	.0000	INCHES
20.000			SCALE	15.1875	INCHES
				.0405	SCALE

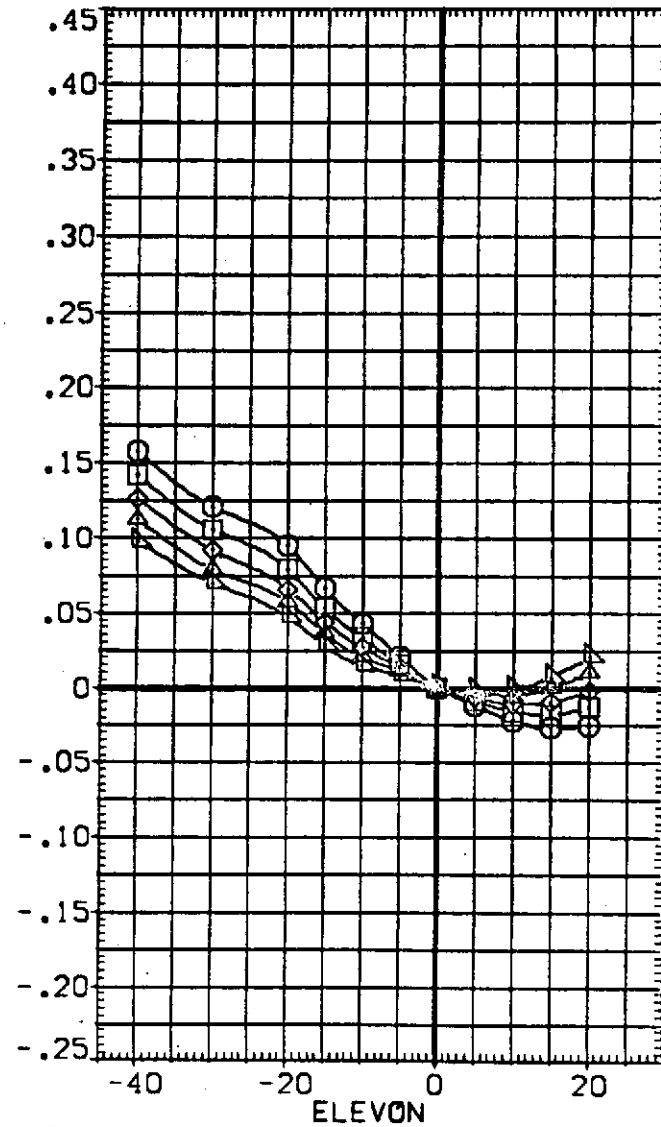
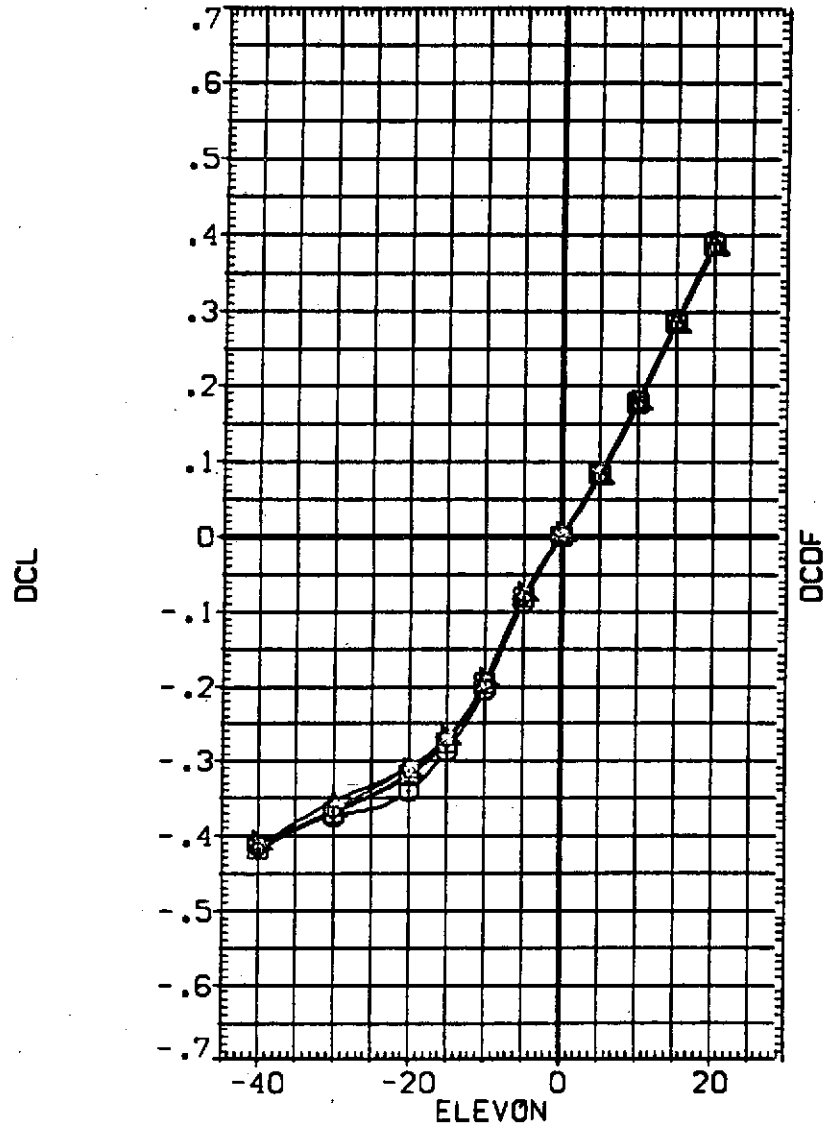


FIG 17 ELEVON EFFECTIVENESS, SIX INCH ELEVON GAPS

0A118 B26C9M7F8W116E43V8R5X9

(JF6034)

SYMBOL
 ○
 □
 ◇
 △
 ▽

ALPHA	MACH	PARAMETRIC VALUES				DATASET
.000	.260	ELE-LD	-40.000	ELE-RO	-40.000	JF6034
2.000	25.000	ELE-RI	-40.000	ELE-RO	-40.000	JF6028
4.000	.000	SPOBRK	.000	BOFLAP	-12.000	JF6025
6.000		RUDDER		BETA	.000	JF6018
8.000						JF6021
						JF6023

DATA SOURCE			REFERENCE INFORMATION		
ELEVON	DATASET	ELEVON	SREF	4.4119	50. FT.
-40.000	JF6033	-30.000	LREF	19.2299	INCHES
-20.000	JF6027	-15.000	BREF	37.9359	INCHES
-10.000	JF6024	-5.000	XMRP	43.5974	INCHES
.000	JF6020	5.000	YMRP	.0000	INCHES
10.000	JF6022	15.000	ZMRP	15.1875	INCHES
20.000			SCALE	.0405	SCALE

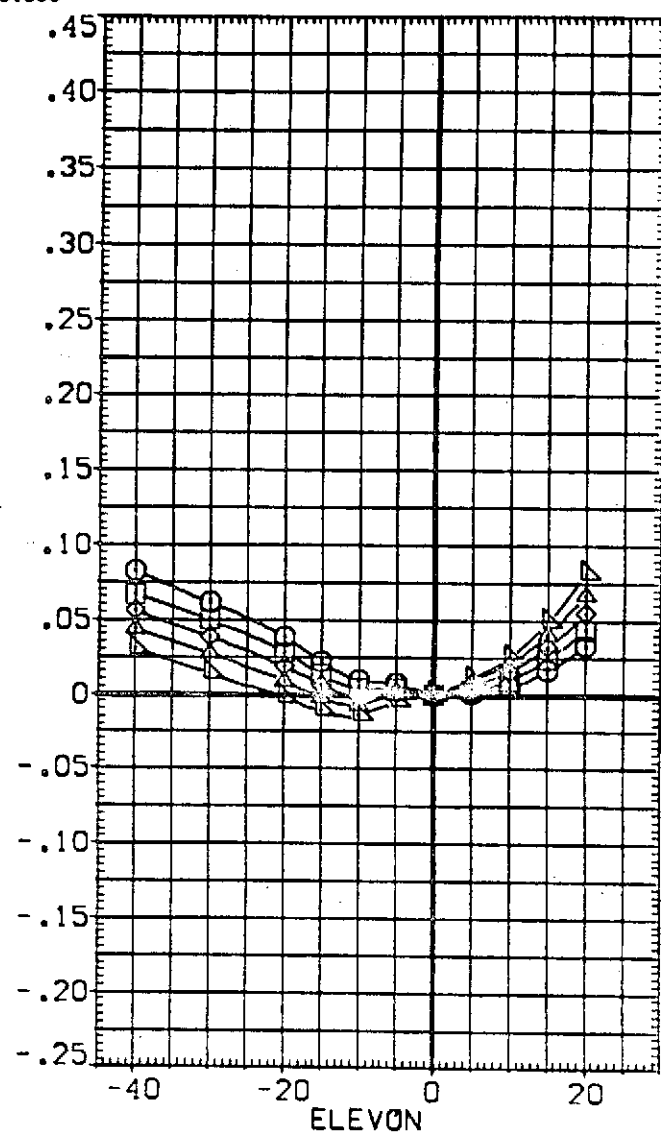
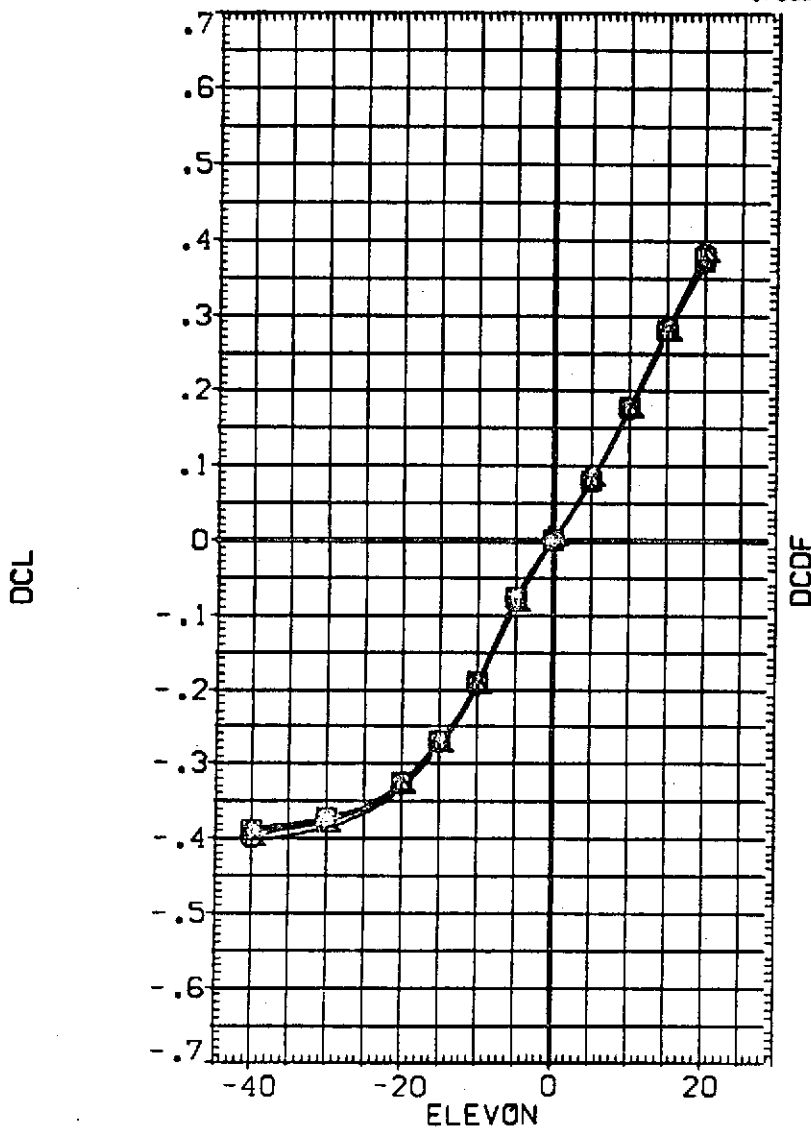


FIG 17 ELEVON EFFECTIVENESS, SIX INCH ELEVON GAPS

SYMBOL	ALPHA	PARAMETRIC VALUES			
○	10.000	MACH	.260	ELE-LO	-40.000
□	12.000	ELE-RI	-40.000	ELE-RO	-40.000
◇	14.000	SPOBRK	25.000	BDFLAP	-12.000
△	16.000	RUDDER	.000	BETA	.000
▽	18.000				

DATA SOURCE			REFERENCE INFORMATION		
ELEVON	DATASET	ELEVON	SREF	4.4119	50.FT.
-40.000	JF6033	-30.000	LREF	19.2299	INCHES
-20.000	JF6027	-15.000	BREF	37.9359	INCHES
-10.000	JF6024	-5.000	XMRP	43.5974	INCHES
.000	JF6020	5.000	YMRP	.0000	INCHES
10.000	JF6022	15.000	ZMRP	15.1875	INCHES
20.000			SCALE	.0405	SCALE

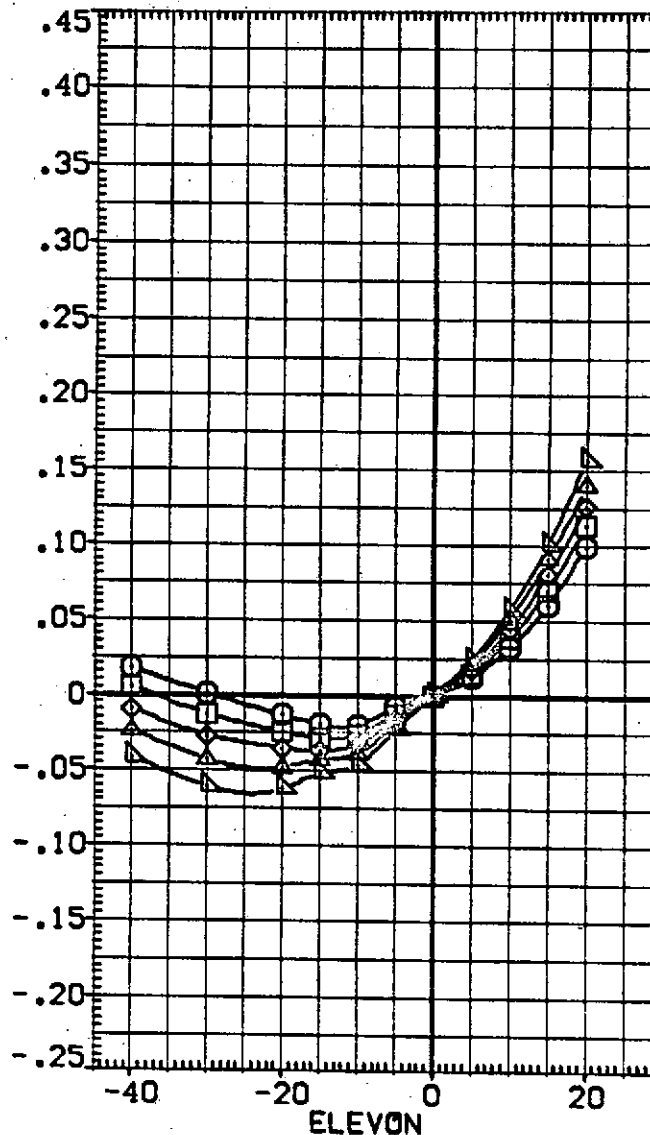
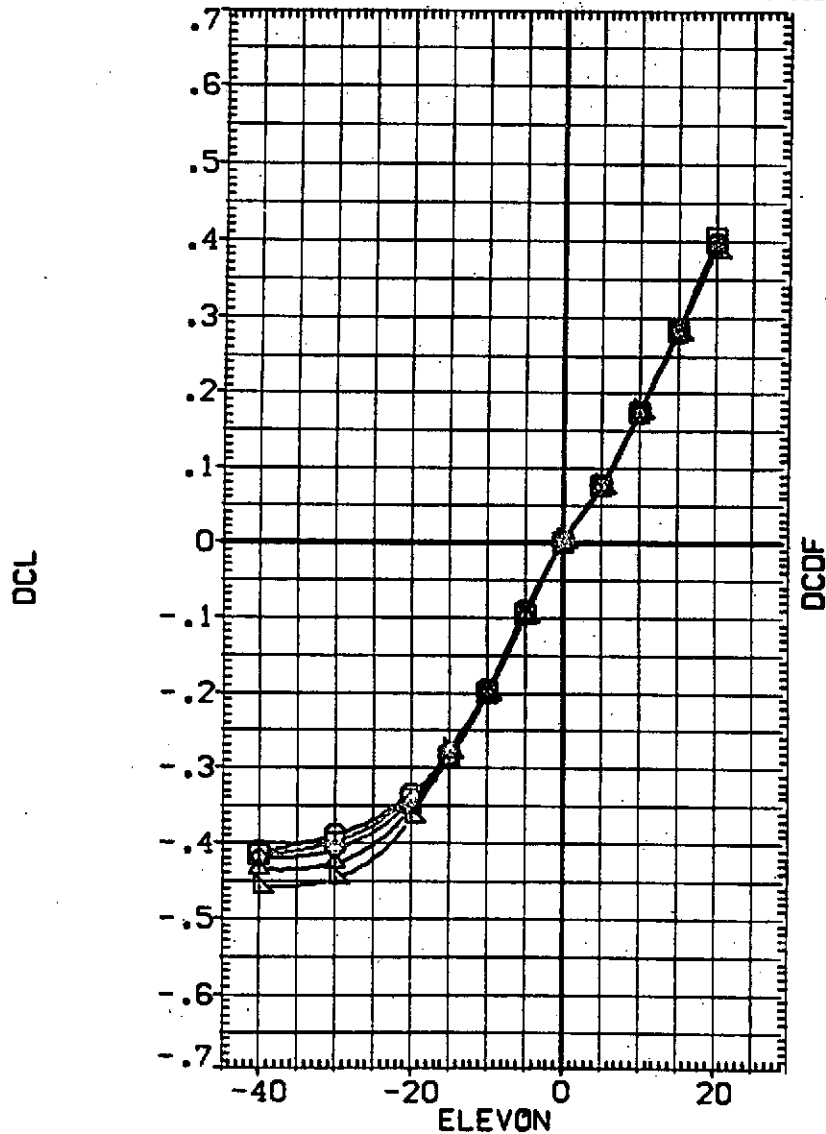


FIG 17 ELEVON EFFECTIVENESS, SIX INCH ELEVON GAPS

0A118 B26C9M7F8W116E43V8R5X9

(JF6034)

SYMBOL	ALPHA	MACH	PARAMETRIC VALUES		DATASET
○	20.000		.260	ELE-LO	-40.000
□	22.000	ELE-RJ	-40.000	ELE-RO	-40.000
◇	24.000	SPOBRK	25.000	BDFLAP	-12.000
△	25.000	RUDDER	.000	BETA	.000

DATA SOURCE			REFERENCE INFORMATION	
ELEVON	DATASET	ELEVON	SREF	SO. FT.
-40.000	JF6033	-30.000	LREF	4.4119
-20.000	JF6027	-15.000	BREF	19.2299
-10.000	JF6024	-5.000	XMRP	37.9359
.000	JF6020	5.000	YMRP	43.5974
10.000	JF6022	15.000	ZMRP	.0000
20.000			SCALE	15.1875
				.0405

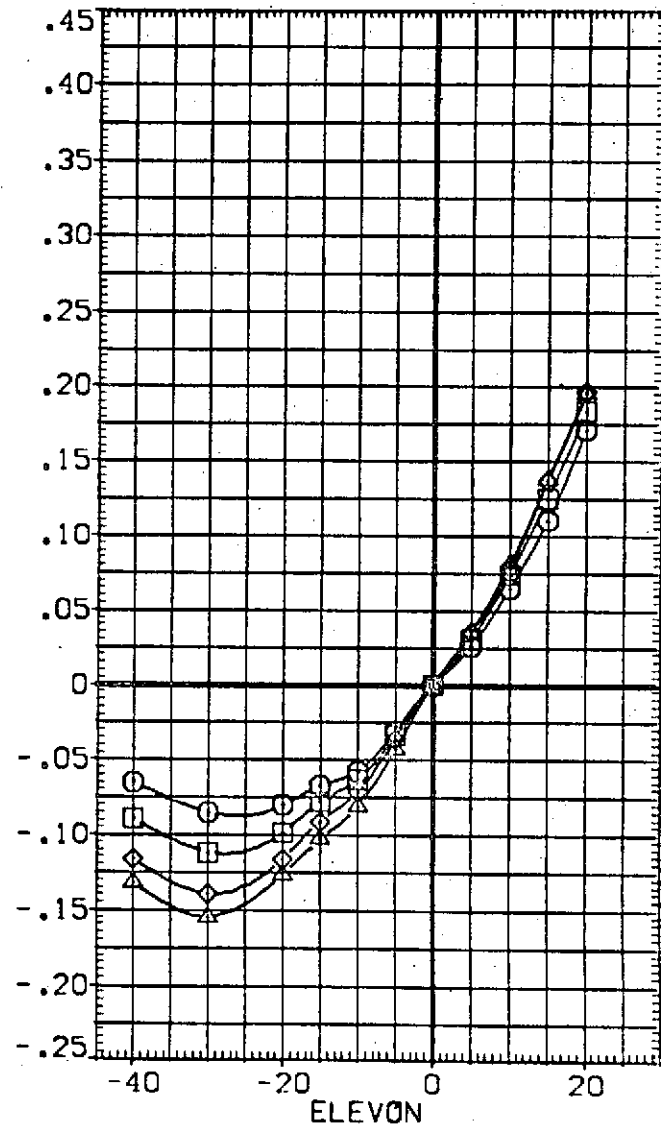
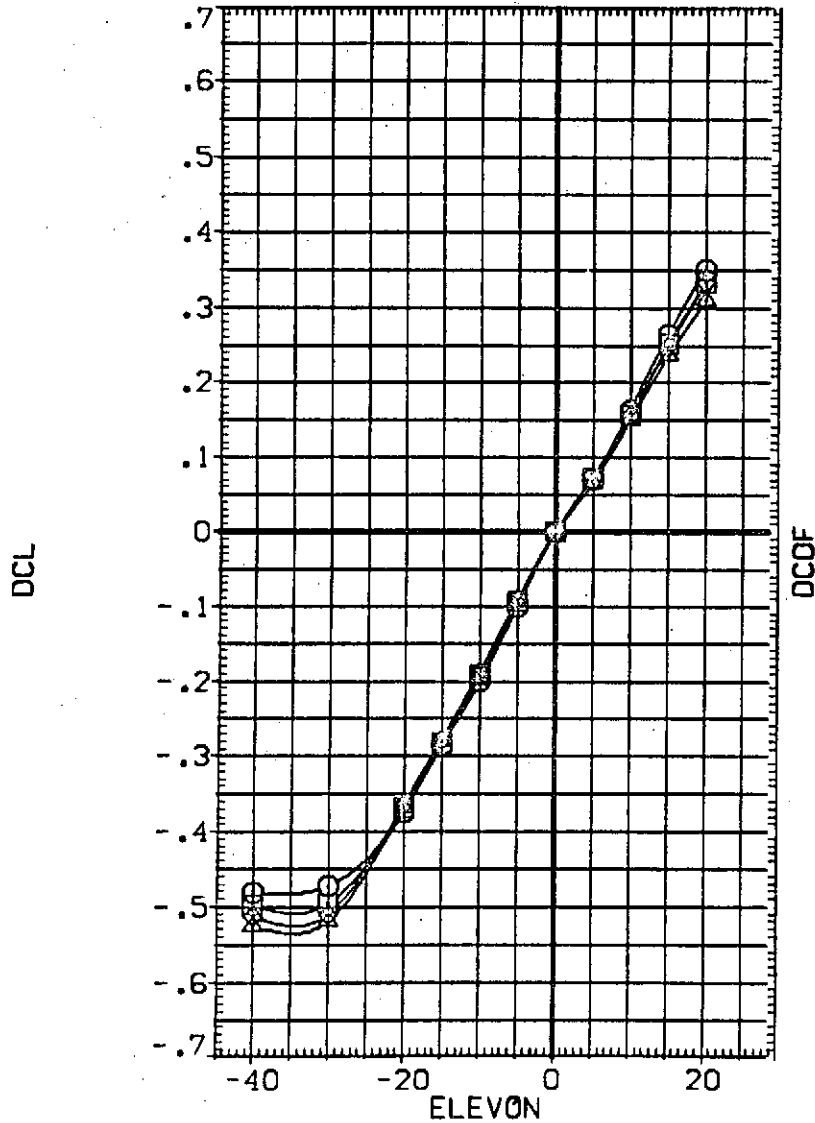


FIG 17 ELEVON EFFECTIVENESS, SIX INCH ELEVON GAPS

SYMBOL	ALPHA	PARAMETRIC VALUES	DATA SOURCE
○	-10.000	MACH .260	ELE-LO -40.000
□	-8.000	ELE-RI -40.000	ELE-RO -40.000
◇	-6.000	SPDBRK 25.000	BOFLAP -12.000
△	-4.000	RUDDER .000	BETA .000
▽	-2.000		

DATA SOURCE		REFERENCE INFORMATION			
ELEVON	DATASET	ELEVON	SREF	4.4119	SO.FT.
-40.000	JF6033	-30.000	LREF	19.2299	INCHES
-20.000	JF6027	-15.000	BREF	37.9359	INCHES
-10.000	JF6024	-5.000	XMRP	43.5974	INCHES
.000	JF6020	5.000	YMRP	.0000	INCHES
10.000	JF6022	15.000	ZMRP	15.1875	INCHES
20.000			SCALE	.0405	SCALE

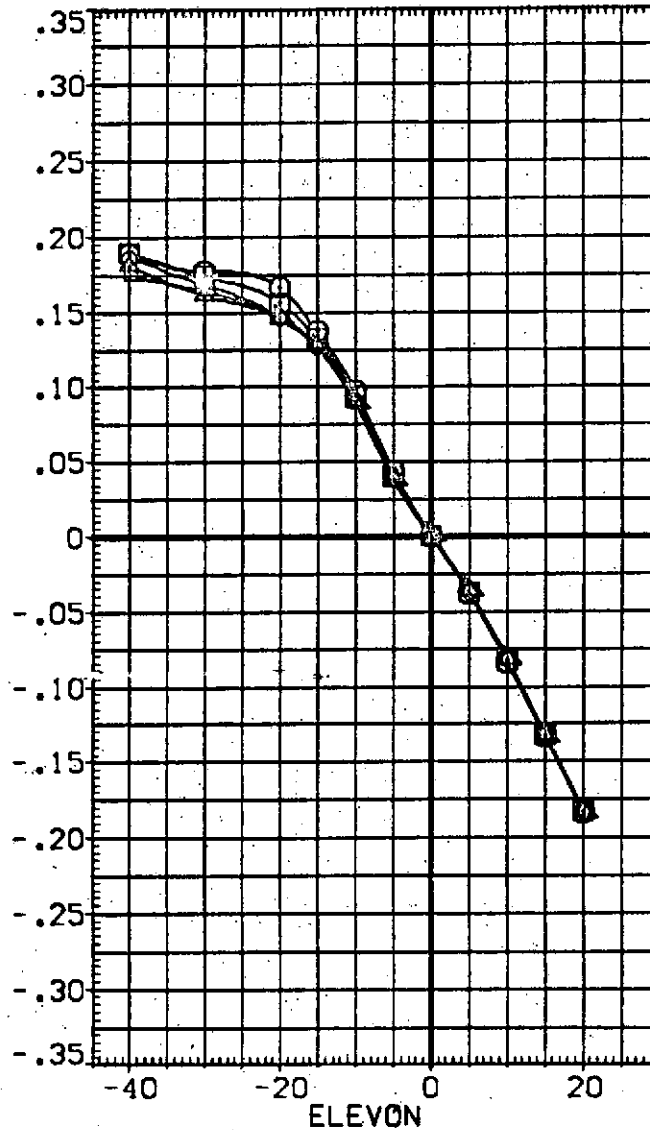
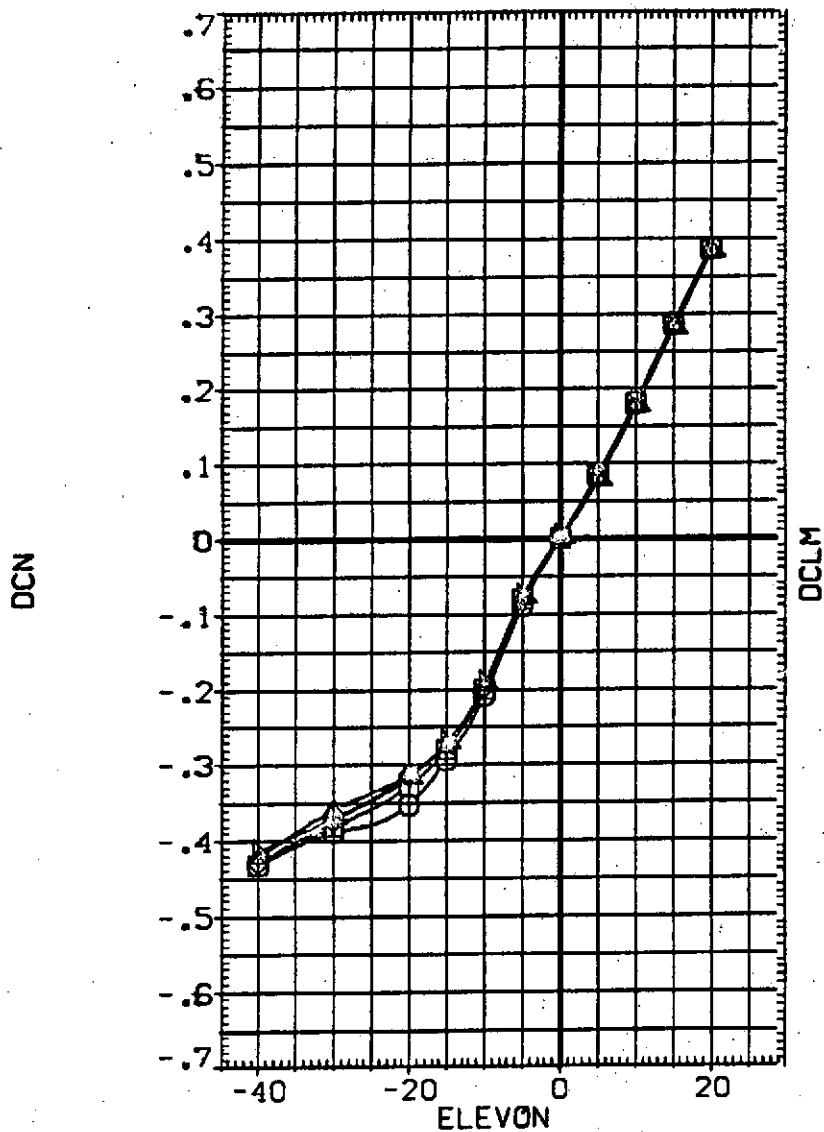


FIG 17 ELEVON EFFECTIVENESS, SIX INCH ELEVON GAPS

0A118 B26C9M7F8W116E43V8R5X9

(JF6034)

SYMBOL
 ○ □ ◇ ▲ ▽

ALPHA	MACH	PARAMETRIC VALUES		DATASET
.000	.260	ELE-LO	-40.000	JF6034
2.000	ELE-RI	-40.000	ELE-RO	-40.000
4.000	SPDBRK	25.000	BOFLAP	-12.000
6.000	RUDDER	.000	BETA	.000
8.000				JF6028
				JF6025
				JF6018
				JF6021
				JF6023

DATA SOURCE			REFERENCE INFORMATION	
ELEVON	DATASET	ELEVON	SREF	90. FT.
-40.000	JF6033	-30.000	LREF	19.2299
-20.000	JF6027	-15.000	BREF	37.9358
-10.000	JF6024	5.000	XMRP	43.5974
0.000	JF6020	5.000	YMRP	.0000
10.000	JF6022	15.000	ZMRP	15.1875
20.000			SCALE	.0405

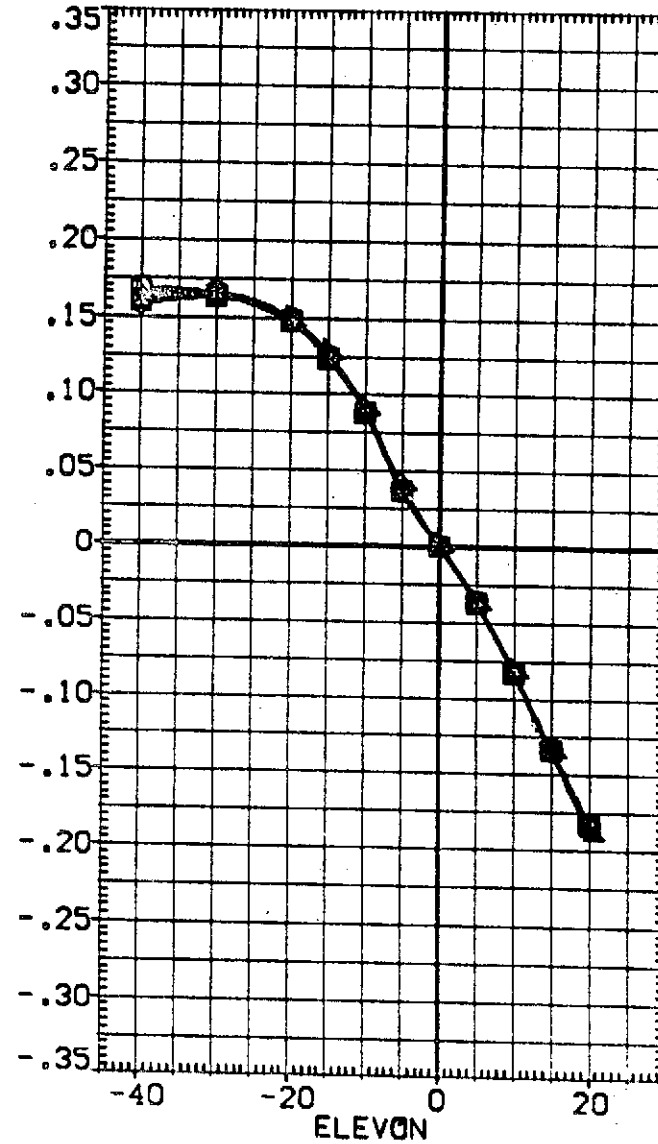
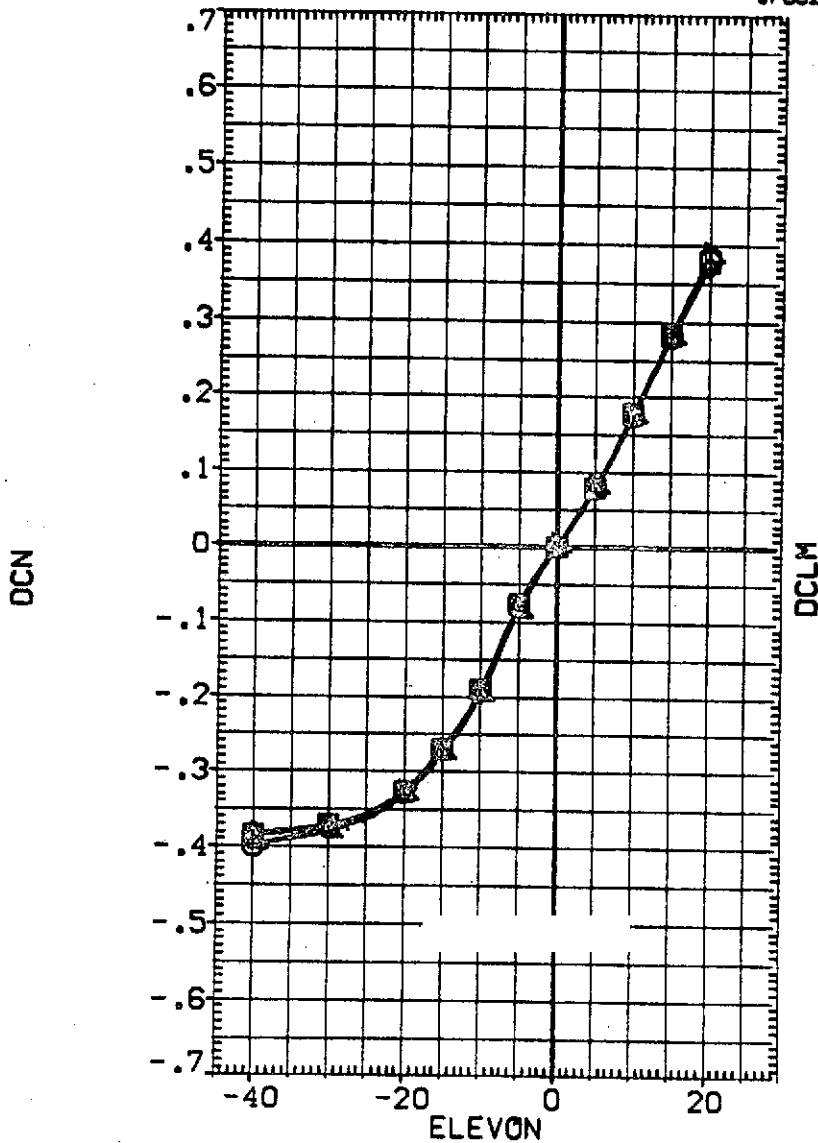


FIG 17 ELEVON EFFECTIVENESS, SIX INCH ELEVON GAPS

SYMBOL	PARAMETRIC VALUES				DATASET
	ALPHA	MACH	ELE-LO	ELE-RO	
○	10.000		.260	-40.000	JF6034
□	12.000	ELE-RI	-40.000	-40.000	JF6028
◇	14.000	SPDRK	25.000	BDFLAP	JF6025
△	16.000	RUDDER	.000	BETA	JF6016
▽	18.000				JF6021
					JF6023

DATA SOURCE		REFERENCE INFORMATION		
ELEVON	DATASET	ELEVON	SREF	SO. FT.
-40.000	JF6033	-30.000	LREF	4.4119
-20.000	JF6027	-15.000	BREF	19.2299
-10.000	JF6024	-5.000	XMRP	37.9356
.000	JF6020	5.000	YMRP	43.5974
10.000	JF6022	15.000	ZMRP	.0000
20.000			SCALE	15.1875
				.0405
				SCALE

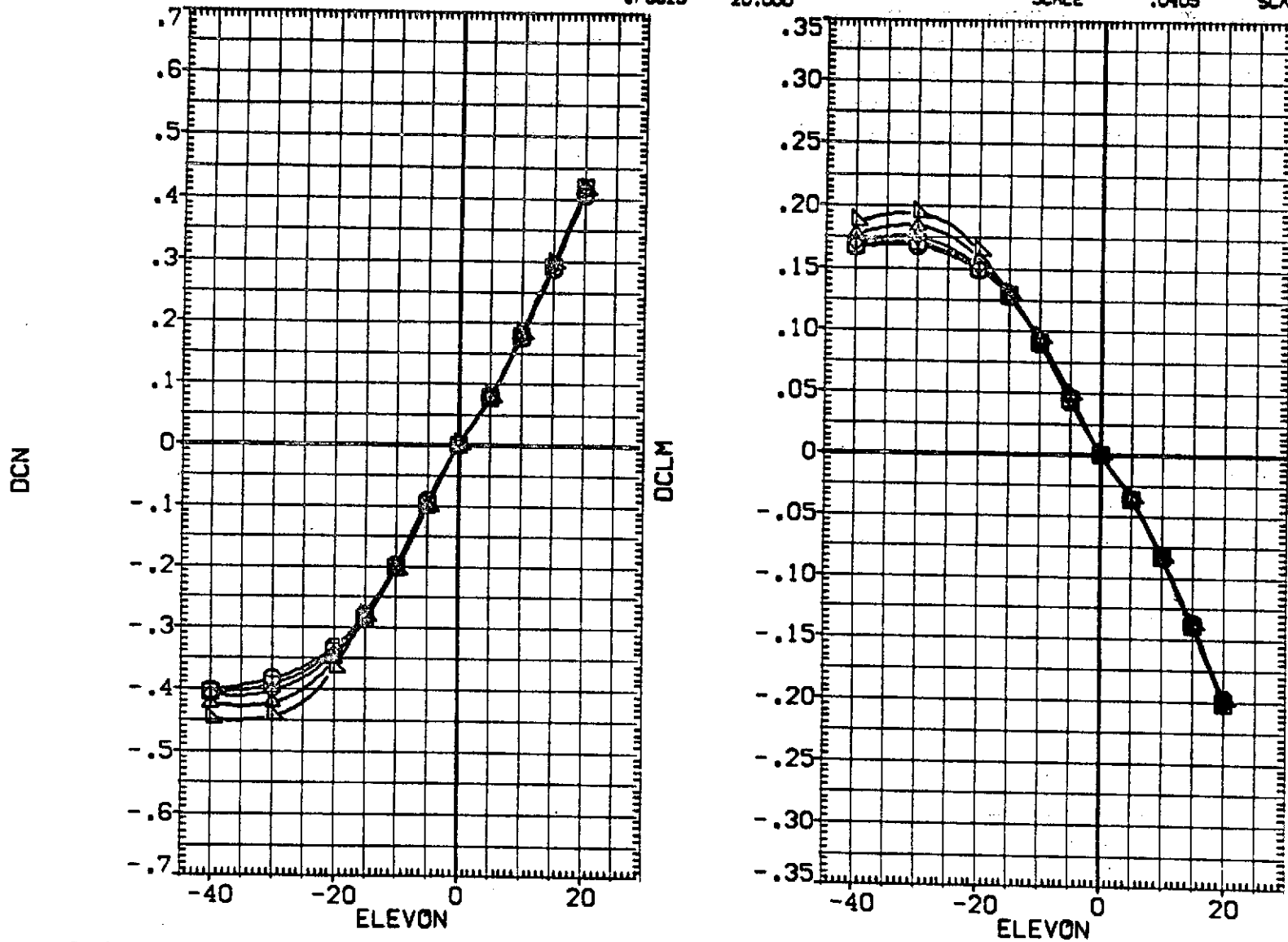


FIG 17 ELEVON EFFECTIVENESS, SIX INCH ELEVON GAPS

0A118 B26C9M7F8W116E43V8R5X9

(JF6034)

SYMBOL	ALPHA	MACH	PARAMETRIC VALUES		DATASET
○	20.000		.260	ELE-L0	-40.000
□	22.000	ELE-RI	-40.000	ELE-R0	-40.000
◇	24.000	SPOBRK	25.000	BOFLAP	-12.000
△	25.000	RUDDER	.000	BETA	.000

DATA SOURCE			REFERENCE INFORMATION	
ELEVON	DATASET	ELEVON	SREF	SO. FT.
-40.000	JF6033	-30.000	LREF	4.4119
-20.000	JF6027	-15.000	BREF	19.2299
-10.000	JF6024	-5.000	XMRP	37.9359
.000	JF6020	5.000	YMRP	43.5974
10.000	JF6022	15.000	ZMRP	.0000
20.000			SCALE	15.1875
				.0405

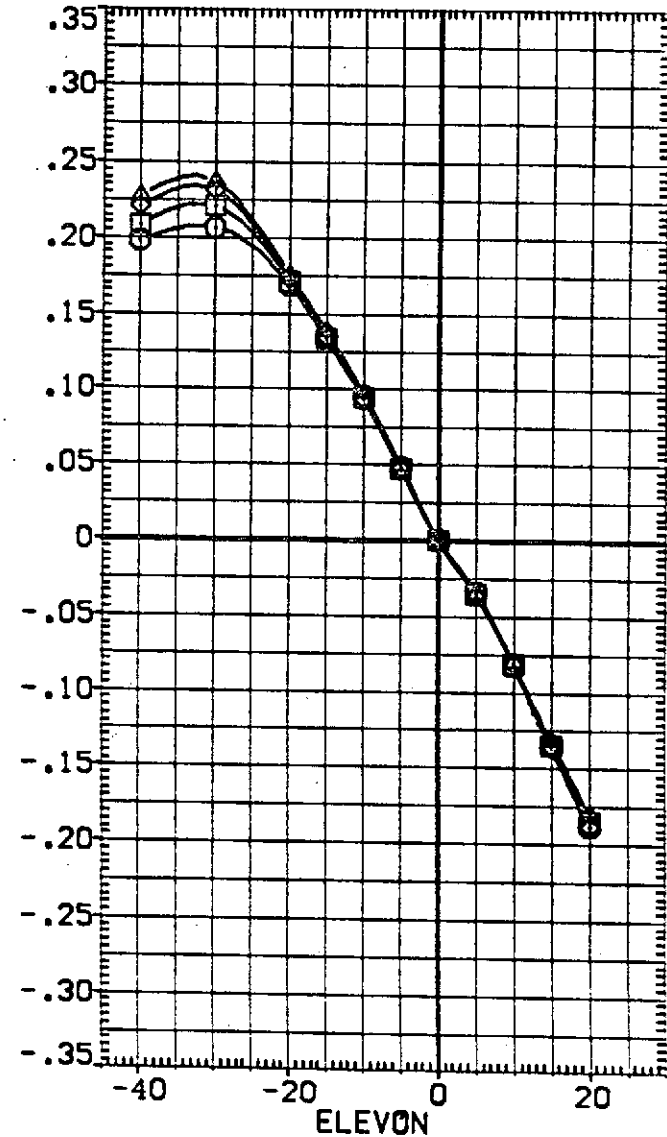
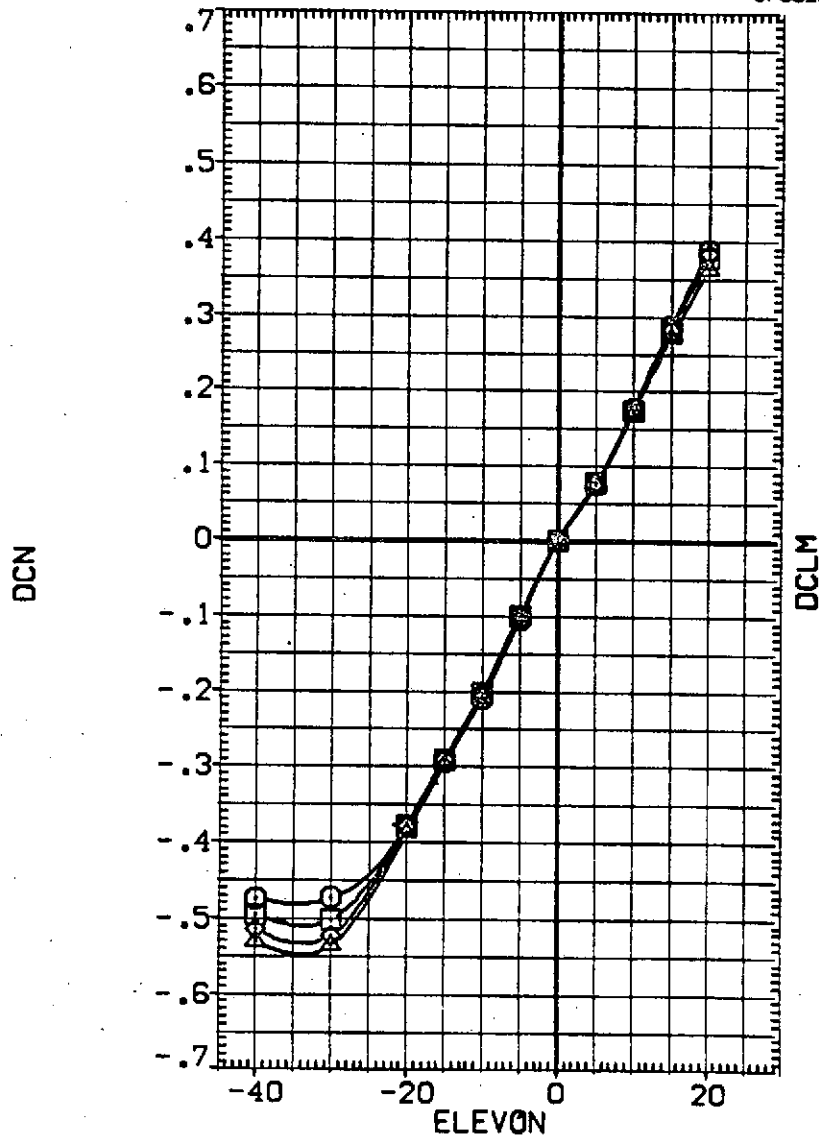


FIG 17 ELEVON EFFECTIVENESS, SIX INCH ELEVON GAPS

SYMBOL	ALPHA	MACH	PARAMETRIC VALUES		DATA SOURCE			REFERENCE INFORMATION				
○	-10.000		.260	ELE-L0	-40.000	JF6034	ELEVON	DATASET	ELEVON	SREF	4.4119	SQ. FT.
□	-9.000		-40.000	ELE-R0	-40.000	JF6028	-40.000	JF6033	-30.000	LREF	19.2299	INCHES
◇	-6.000		25.000	BOFLAP	-12.000	JF6025	-20.000	JF6027	-15.000	BREF	37.9359	INCHES
△	-4.000		.000	BETA	.000	JF6018	-10.000	JF6024	-5.000	XMRP	43.5974	INCHES
▽	-2.000					JF6021	.000	JF6020	5.000	YMRP	.0000	INCHES
						JF6023	10.000	JF6022	15.000	ZMRP	15.1875	INCHES
							20.000			SCALE	.0405	SCALE

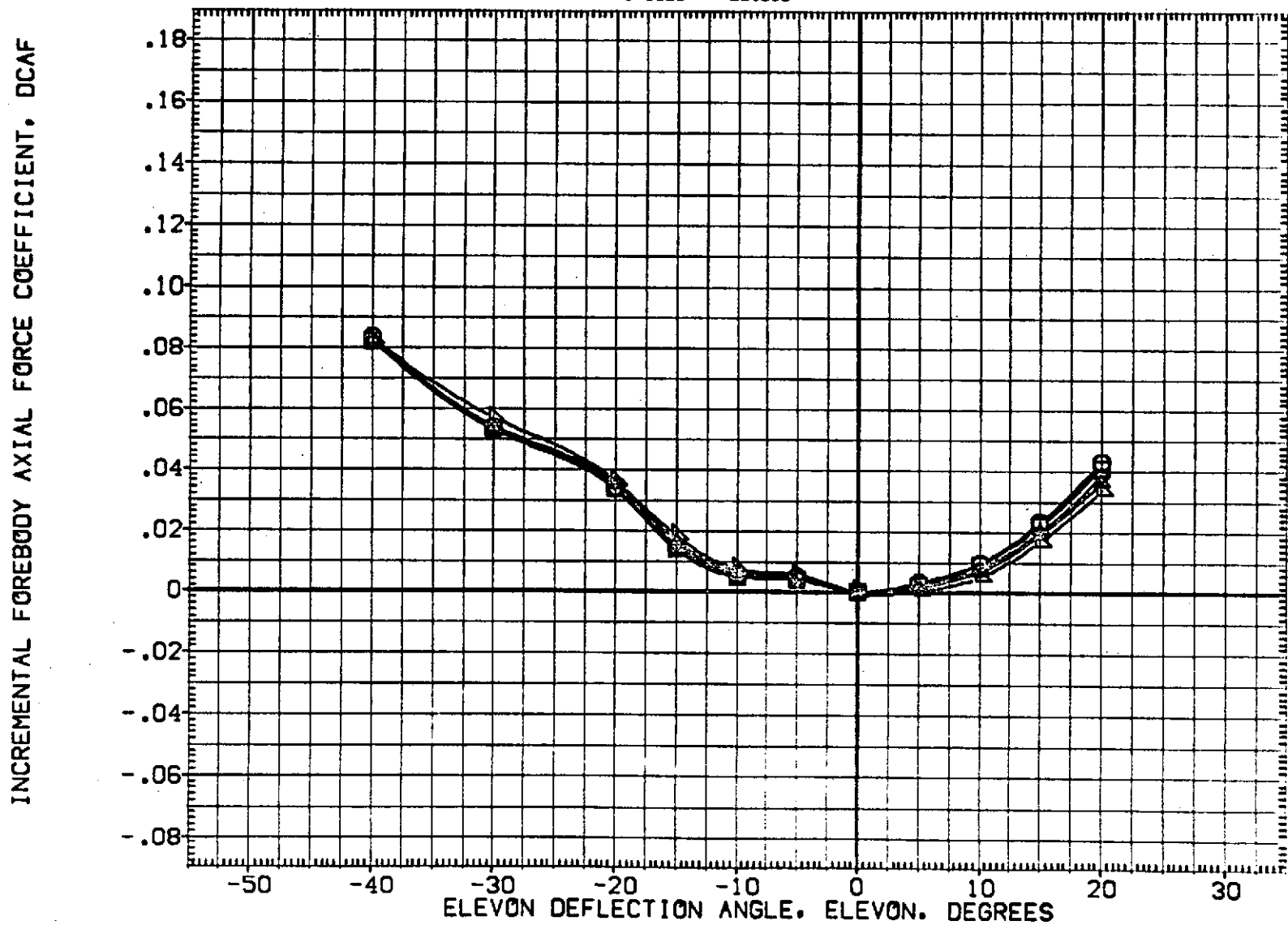


FIG 17 ELEVON EFFECTIVENESS, SIX INCH ELEVON GAPS

SYMBOL	ALPHA	PARAMETRIC VALUES				DATA SOURCE			REFERENCE INFORMATION		
		MACH	ELE-RI	ELE-LD	ELE-RO	ELEVON	DATASET	ELEVON	SREF		
○	.000	.260	-40.000	-40.000	-40.000	JF6034	-40.000	JF6033	4.4119	50. FT.	
□	2.000	.260	-40.000	-40.000	-40.000	JF6028	-20.000	JF6027	19.2299	INCHES	
◇	4.000	.260	25.000	-12.000	-12.000	JF6025	-10.000	JF6024	37.9359	INCHES	
▽	6.000	.260	.000	.000	.000	JF6018	.000	JF6020	43.5974	INCHES	
△	8.000	.260	.000	.000	.000	JF6021	10.000	JF6022	15.1875	INCHES	
						JF6023	20.000	SCALE	.0405	SCALE	

INCREMENTAL FOREBODY AXIAL FORCE COEFFICIENT, DCAF

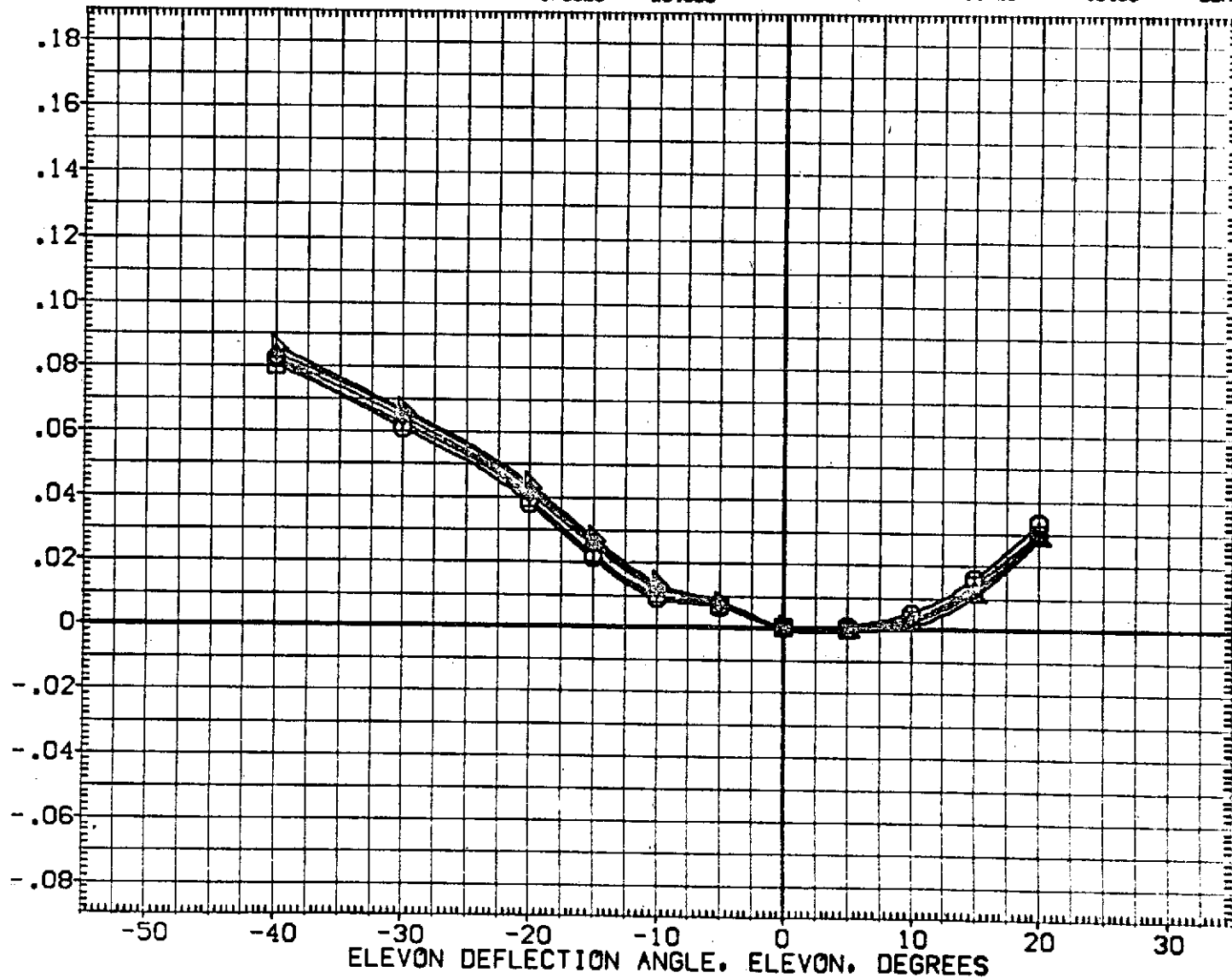


FIG 17 ELEVON EFFECTIVENESS, SIX INCH ELEVON GAPS

SYMBOL	ALPHA	PARAMETRIC VALUES				DATA SOURCE			REFERENCE INFORMATION			
○	10.000	MACH	.260	ELE-L0	-40.000	DATASET	ELEVON	DATASET	ELEVON	SREF	4.4119	SQ.FT.
□	12.000	ELE-RI	-40.000	ELE-RO	-40.000	JF6034	-40.000	JF6033	-30.000	LREF	19.2299	INCHES
◇	14.000	SPOBRK	25.000	BDFLAP	-12.000	JF6028	-20.000	JF6027	-15.000	BREF	37.9359	INCHES
△	16.000	RUDDER	.000	BETA	.000	JF6025	-10.000	JF6024	-5.000	XMRP	43.5974	INCHES
▽	18.000					JF6018	.000	JF6020	5.000	YMRP	.0000	INCHES
						JF6021	10.000	JF6022	15.000	ZMRP	15.1875	INCHES
						JF6023	20.000			SCALE	.0405	SCALE

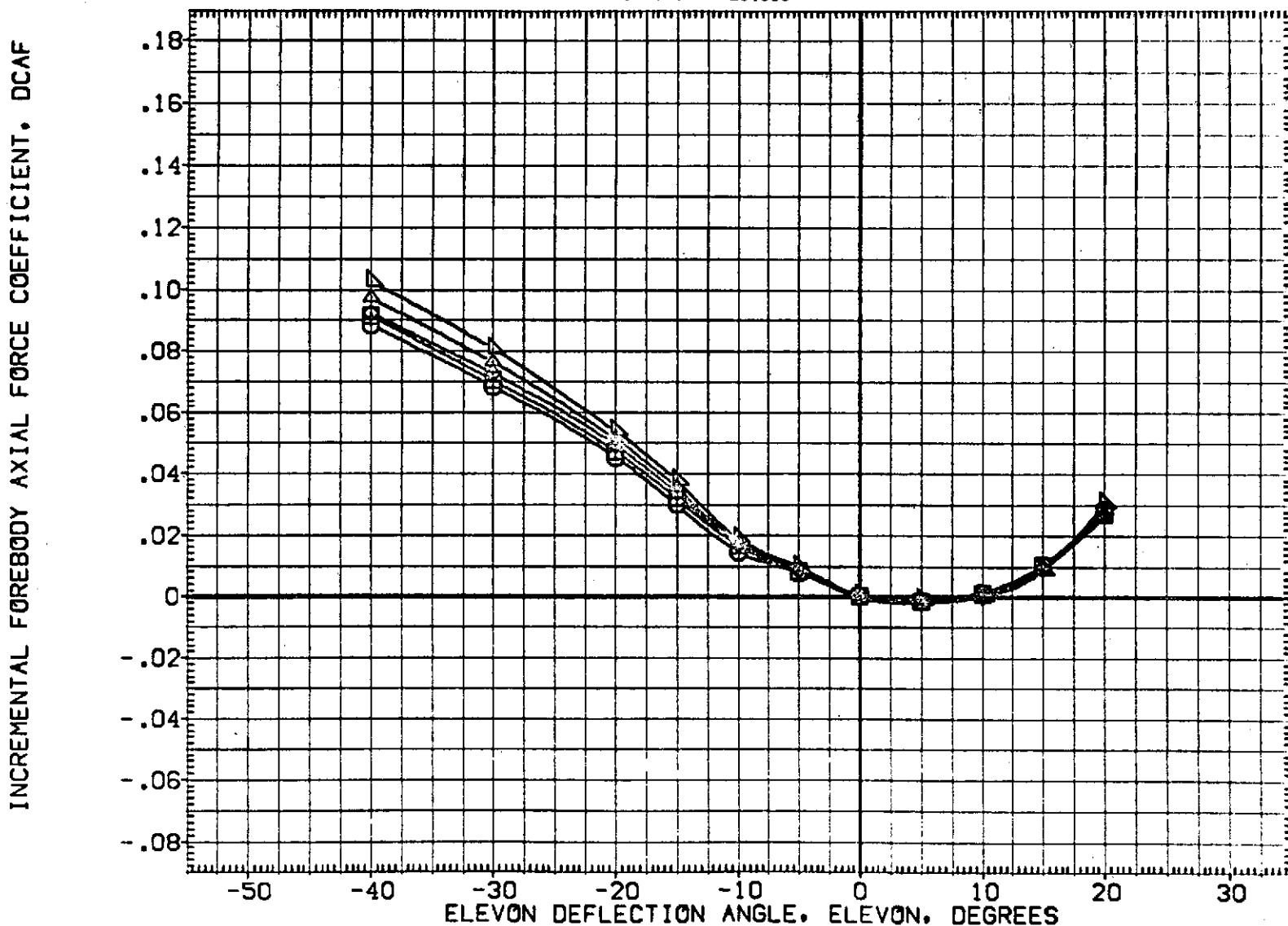


FIG 17 ELEVON EFFECTIVENESS, SIX INCH ELEVON GAPS

SYMBOL	ALPHA	MACH	PARAMETRIC VALUES			DATA SOURCE			REFERENCE INFORMATION			
○	20.000		.260	ELE-LO	-40.000	DATASET	ELEVON		SREF	4.4119	SQ.FT.	
□	22.000	ELE-RI	-40.000	ELE-RO	-40.000	JF6034	-40.000	JF6033	-30.000	LREF	19.2299	INCHES
◇	24.000	SPDRK	25.000	BOFLAP	-12.000	JF6028	-20.000	JF6027	-15.000	BREF	37.9359	INCHES
△	25.000	RUDDER	.000	BETA	.000	JF6025	-10.000	JF6024	-5.000	XMRP	43.5974	INCHES
						JF6019	.000	JF6020	5.000	YMRP	.0000	INCHES
						JF6021	10.000	JF6022	15.000	ZMRP	15.1875	INCHES
						JF6023	20.000		SCALE	.0405	SCALE	

INCREMENTAL FOREBODY AXIAL FORCE COEFFICIENT, DCAF

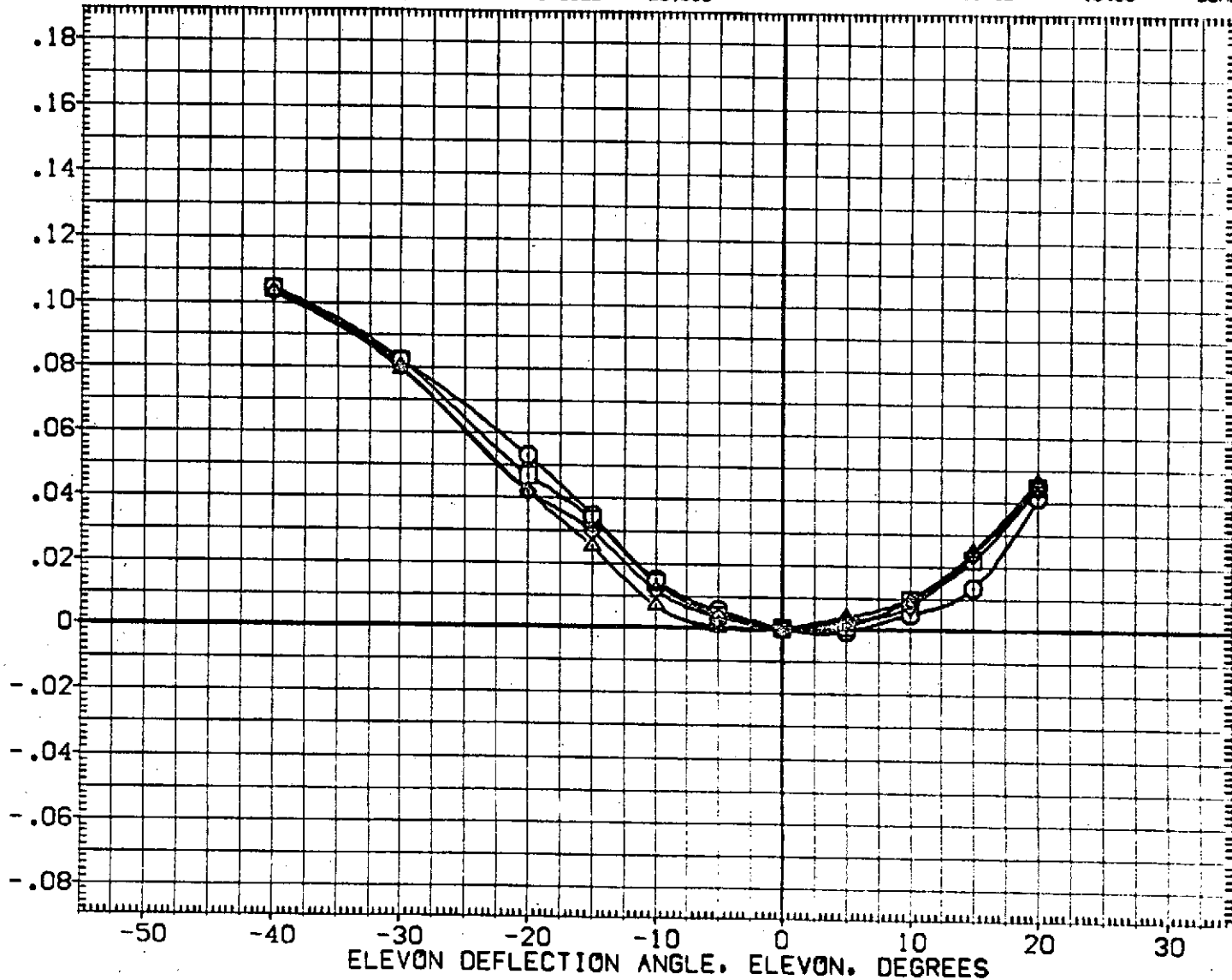


FIG 17 ELEVON EFFECTIVENESS, SIX INCH ELEVON GAPS

DATA SET SYMBOL	CONFIGURATION	DESCRIPTION
(BF6037)	□	0A118 B26C9M7F8W116E43V8R5X9
(BF6018)	○	0A118 B26C9M7F8W116E43V8R5X9
(BF6039)	◇	0A118 B26C9M7F8W116E43V8R5X9

ELE-L0	ELE-L1	ELE-R1	ELE-R0	REFERENCE INFORMATION	
-10.000	.000	.000	-10.000	SREF	4.1119 SQ.FT.
.000	.000	.000	.000	LREF	19.7299 INCHES
10.000	.000	.000	10.000	BREF	37.9359 INCHES
				XMRP	43.5974 INCHES
				YMRP	.0000 INCHES
				ZMRP	15.1875 INCHES
				SCALE	.0405 SCALE

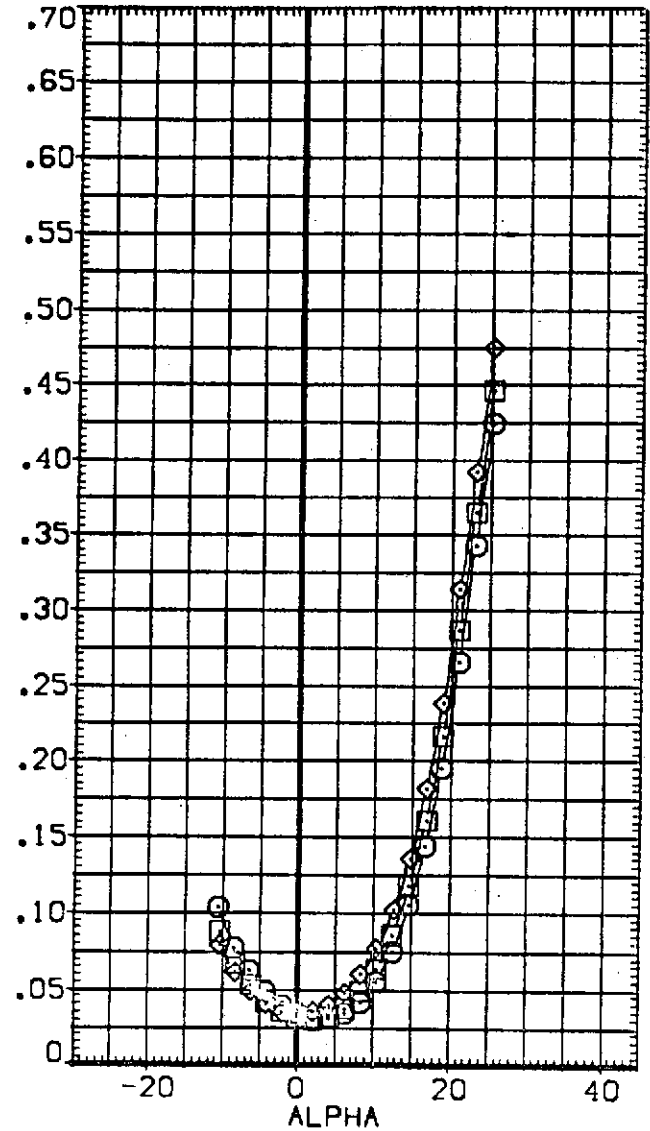
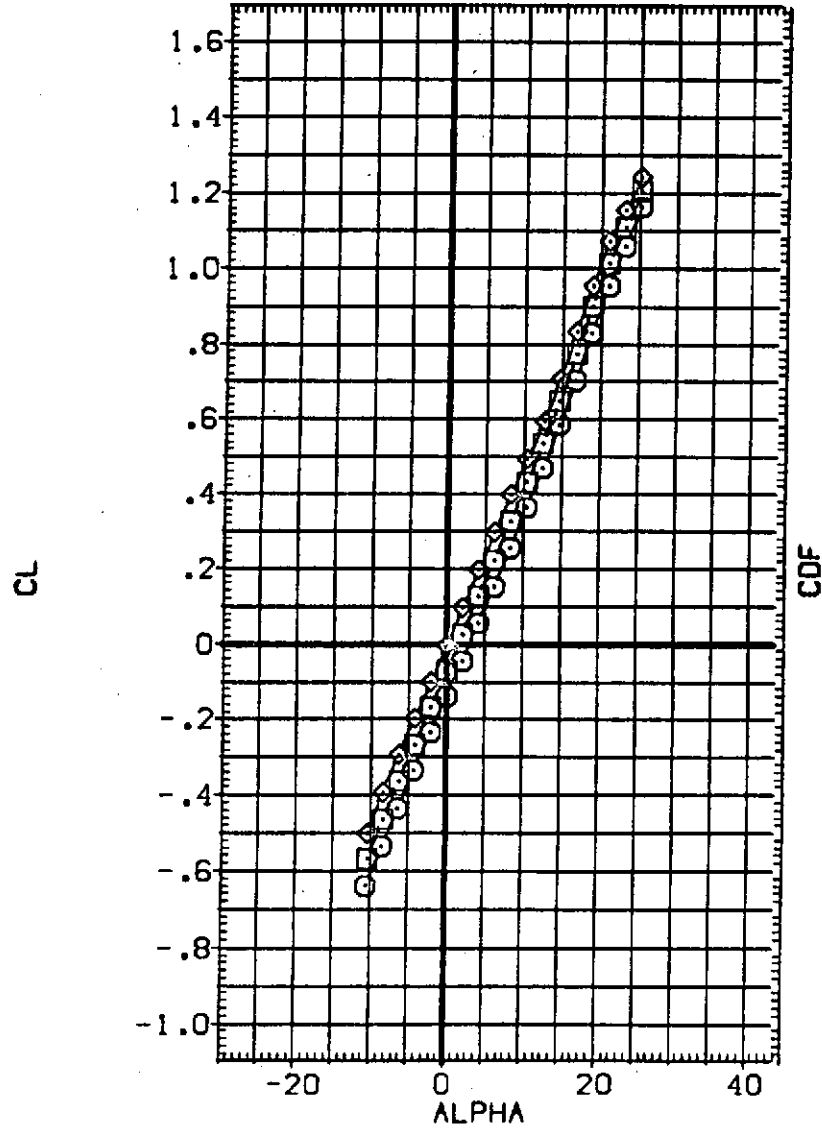


FIG 18 OUTBOARD ELEVON EFFECTIVENESS, SIX INCH GAPS, INBD ELEVON = 0 DEG.
 (A) MACH = .26 PAGE 122

DATA SET SYMBOL	CONFIGURATION	DESCRIPTION
(BF6037)	□	0A118 B26C9M7F8V116E43V8R5X9
(BF6018)	○	0A118 B26C9M7F8V116E43V8R5X9
(BF6039)	◇	0A118 B26C9M7F8V116E43V8R5X9

ELE-L0	ELE-L1	ELE-R1	ELE-R0	REFERENCE INFORMATION		
-10.000	.000	.000	-10.000	SREF	4.4119	50. FT.
.000	.000	.000	.000	LREF	19.2299	INCHES
10.000	.000	.000	10.000	BREF	37.9359	INCHES
				XMRP	43.5974	INCHES
				YMRP	.0000	INCHES
				ZMRP	15.1875	INCHES
				SCALE	.0405	SCALE

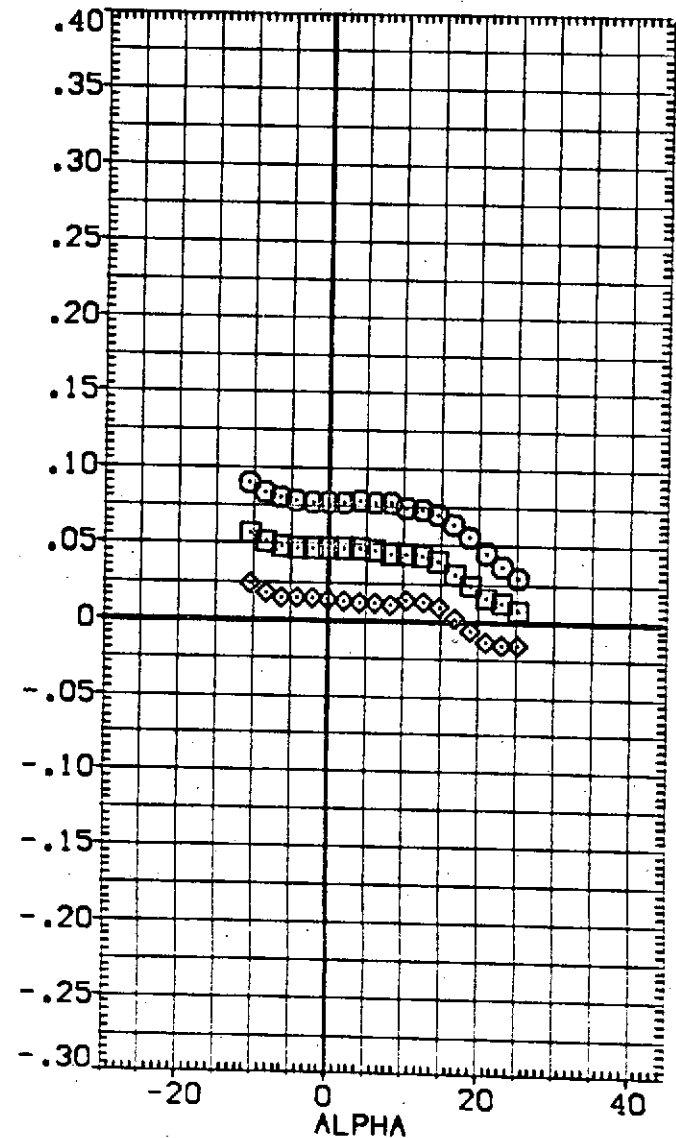
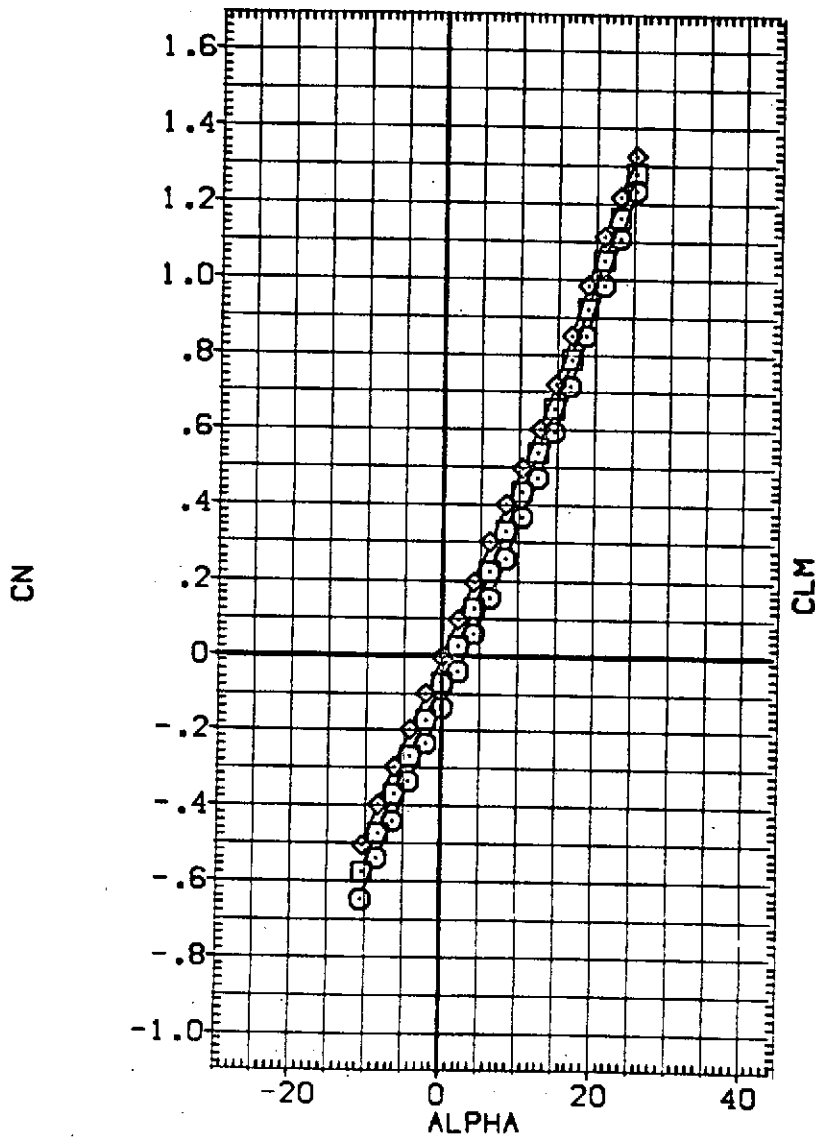


FIG 18 OUTBOARD ELEVON EFFECTIVENESS, SIX INCH GAPS, INBD ELEVON = 0 DEG.
 (A)MACH = .26

DATA SET SYMBOL	CONFIGURATION DESCRIPTION
(BF6037)	QA118 B26C9M7F8V11E43V8R5X9
(BF6018)	QA118 B26C9M7F8V11E43V8R5X9
(BF6039)	QA118 B26C9M7F8V11E43V8R5X9

ELE-L0	ELE-L1	ELE-R1	ELE-R0	REFERENCE INFORMATION	
-10.000	.000	.000	-10.000	SREF	4.4119 SO.FT.
.000	.000	.000	.000	LREF	19.2299 INCHES
10.000	.000	.000	10.000	BREF	37.9359 INCHES
				XMRP	43.5874 INCHES
				YMRP	.0000 INCHES
				ZMRP	15.1675 INCHES
				SCALE	.0405 SCALE

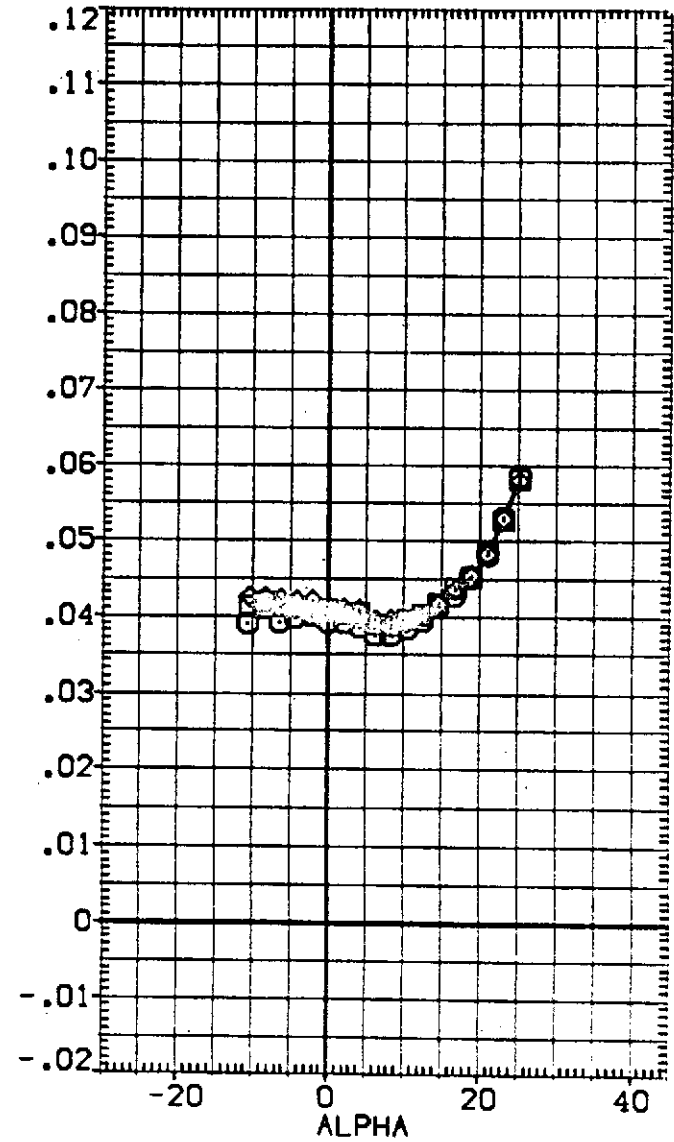
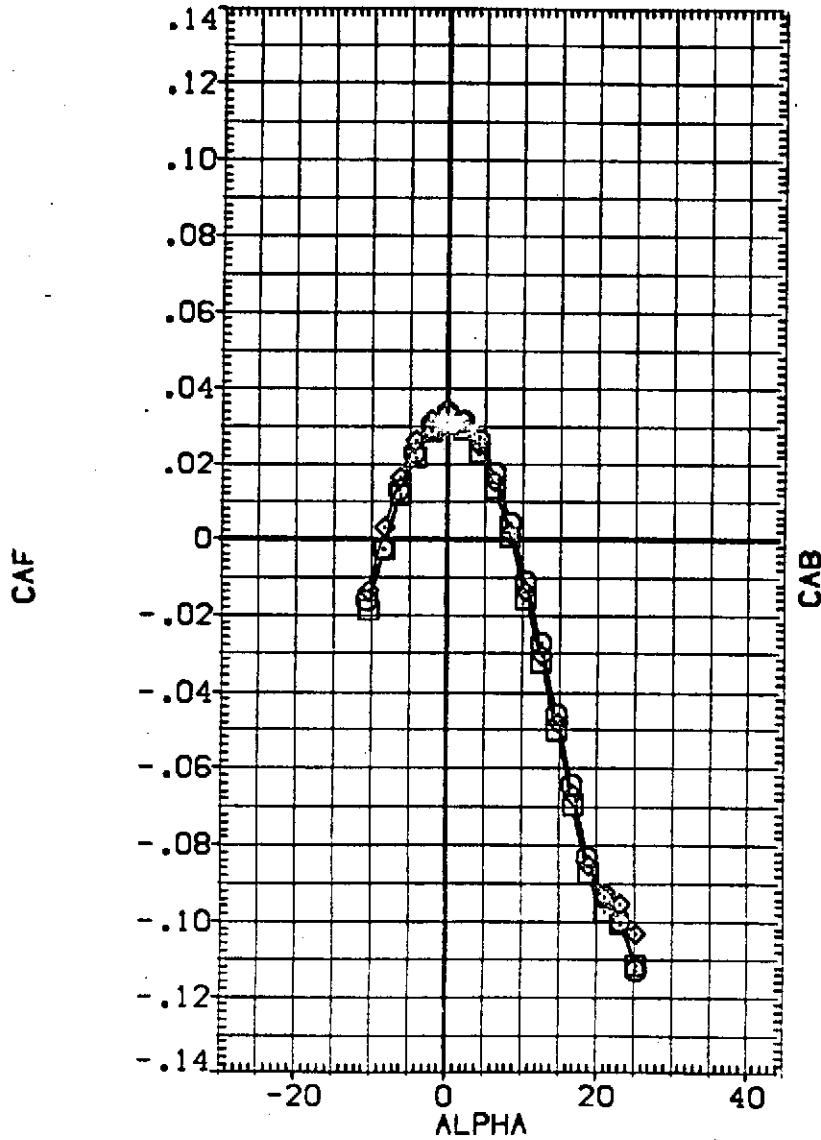


FIG 18 OUTBOARD ELEVON EFFECTIVENESS, SIX INCH GAPS, INBD ELEVON = 0 DEG.

(A)MACH = .26

DATA SET SYMBOL	CONFIGURATION DESCRIPTION
(BF6037)	□
(BF6018)	○
(BF6039)	◇
DA118	B26C9M7F8V116E43V8R5X9
DA118	B26C9M7F8V116E43V8R5X9
DA118	B26C9M7F8V116E43V8R5X9

ELE-L0	ELE-L1	ELE-R1	ELE-R0	REFERENCE INFORMATION	
-10.000	.000	.000	-10.000	SREF	4.4119 SQ.FT.
.000	.000	.000	.000	LREF	19.2789 INCHES
10.000	.000	.000	10.000	BREF	37.9359 INCHES
				XMRP	43.5574 INCHES
				YMRP	.0000 INCHES
				ZMRP	15.1875 INCHES
				SCALE	.0405 SCALE

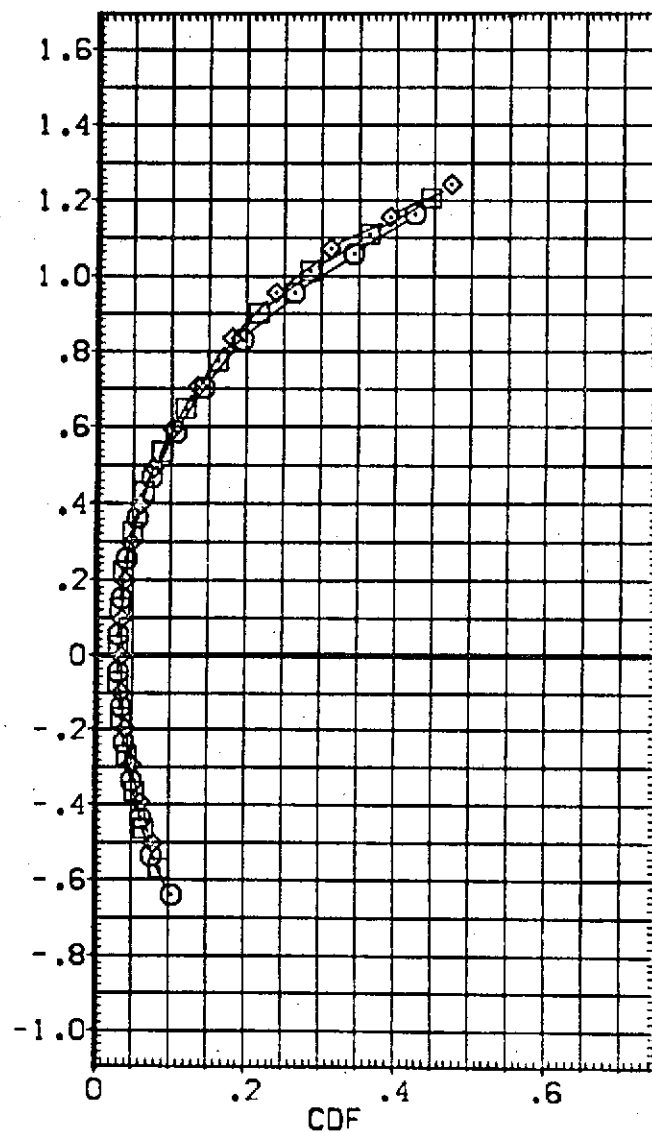
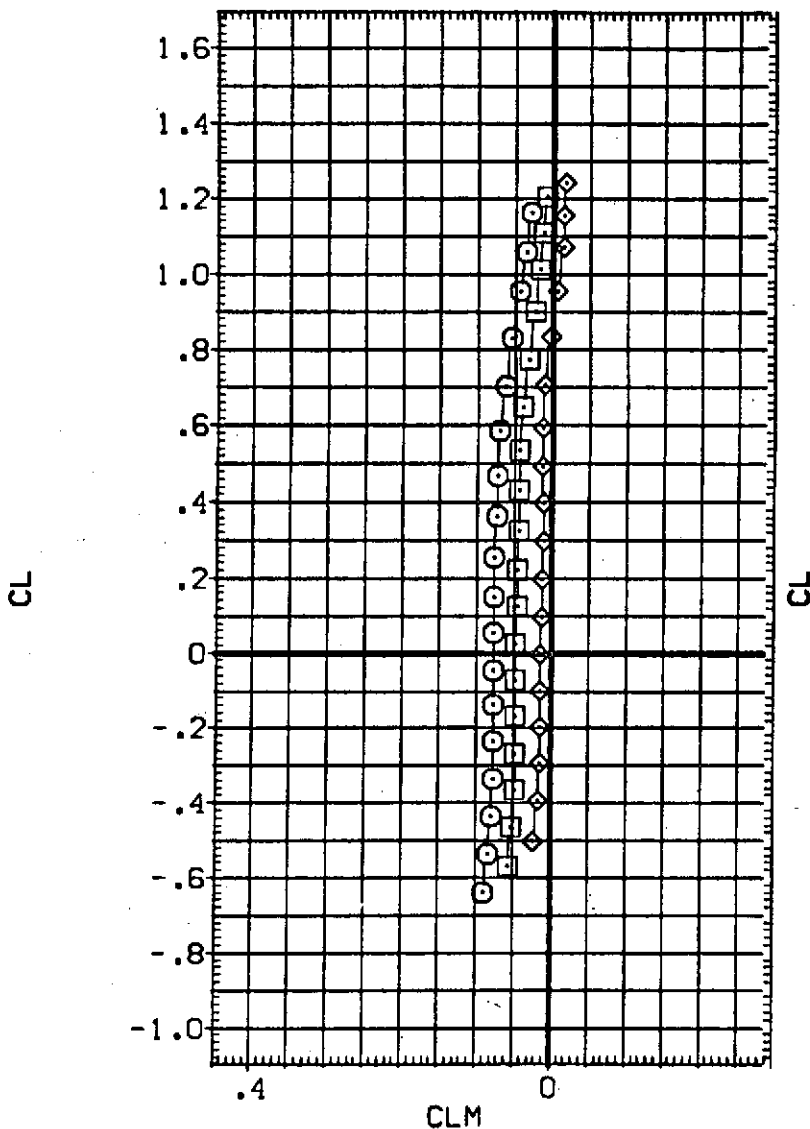


FIG 18 OUTBOARD ELEVON EFFECTIVENESS, SIX INCH GAPS, INBD ELEVON = 0 DEG.
 (A)MACH = .26

DATA SET SYMBOL	CONFIGURATION	DESCRIPTION
(BF6037)	DA118 B26C9M7FBV	16E43V8R5X9
(BF6018)	DA118 B26C9M7FBV	16E43V8R5X9
(BF6039)	DA118 B26C9M7FBV	16E43V8R5X9

ELE-L0	ELE-L1	ELE-R1	ELE-R0	REFERENCE INFORMATION		
-10.000	.000	.000	-10.000	SREF	4.4119	50. FT.
.000	.000	.000	.000	LREF	19.2299	INCHES
10.000	.000	.000	10.000	BREF	37.9359	INCHES
				XMRP	43.5974	INCHES
				YMRP	.0000	INCHES
				ZMRP	15.1875	INCHES
				SCALE	.0405	SCALE

XCP/L

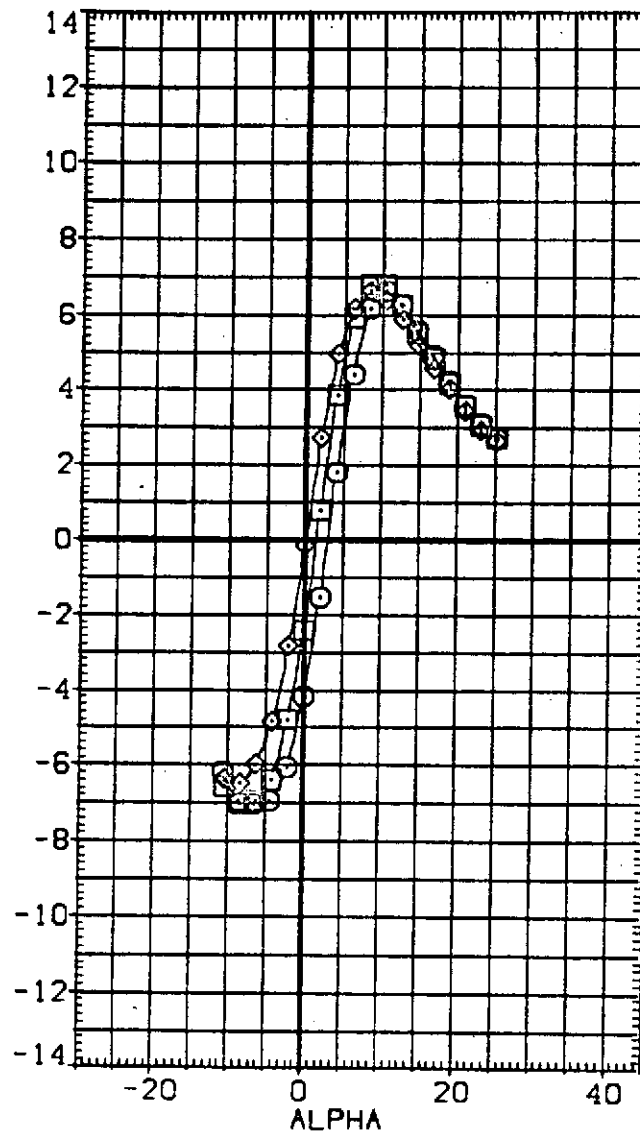
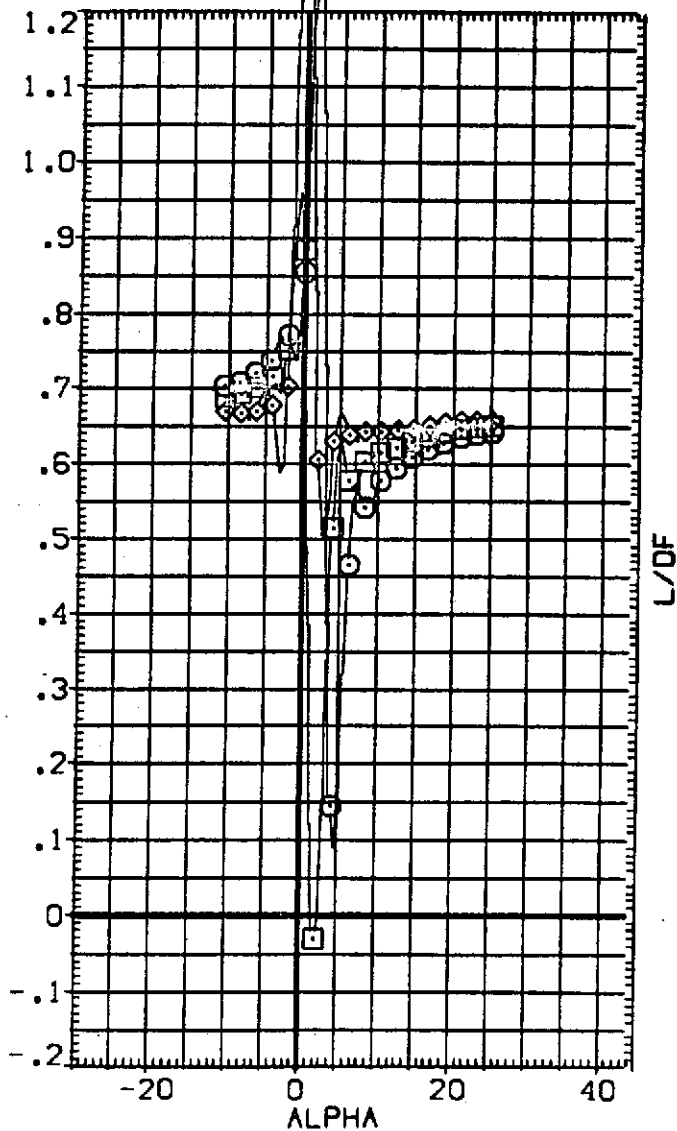


FIG 18 OUTBOARD ELEVON EFFECTIVENESS, SIX INCH GAPS, INBD ELEVON = 0 DEG.

(A)MACH = .26

0A118 B26C9M7F8W116E43V8R5X9

(FF6037)

SYMBOL
○
□
◇
△
▽

ALPHA	MACH	PARAMETRIC VALUES			DATASET
-10.000	MACH	.260	ELE-LI	.000	DATASET
-8.000	ELE-LO	-10.000	ELE-RI	.000	FF6037
-6.000	ELE-RO	-10.000	SPOBRK	25.000	FF6039
-4.000	BOFLAP	-12.000	RUDDER	.000	
-2.000	AIL-OB	.000	BETA	.000	

DATA SOURCE			REFERENCE INFORMATION		
ELE-OB	DATASET	ELE-OB	SREF	4.4119	50.FT.
-10.000	FF6018	.000	LREF	19.2299	INCHES
10.000			BREF	37.9359	INCHES
			XMRP	43.5974	INCHES
			YMRP	.0000	INCHES
			ZMRP	15.1875	INCHES
			SCALE	.0405	SCALE

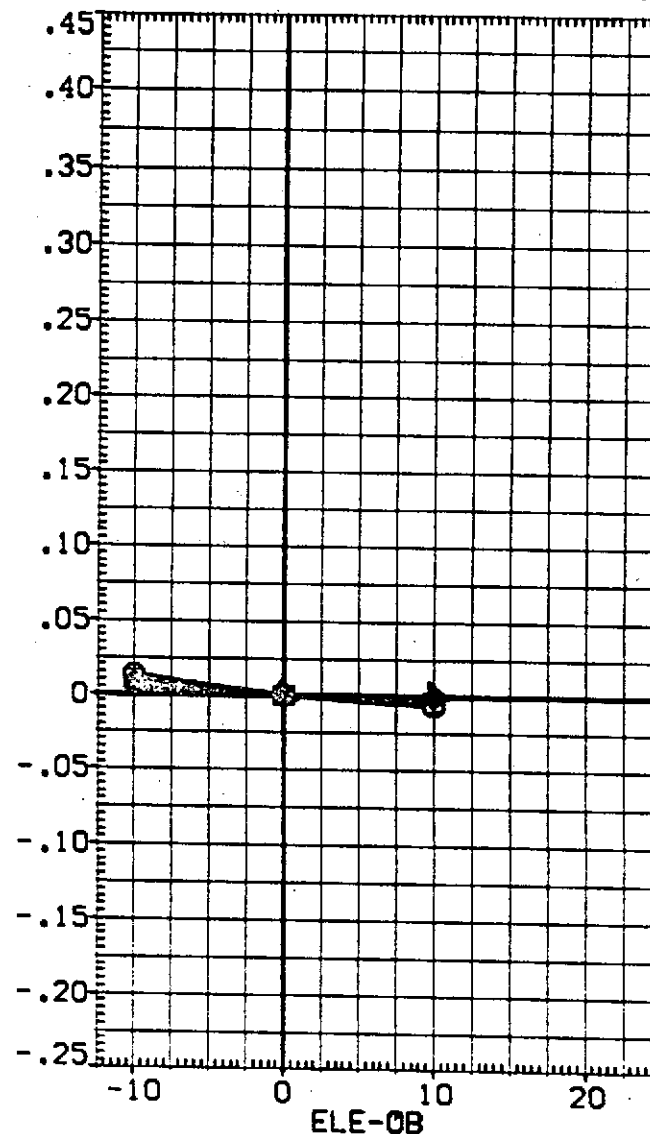
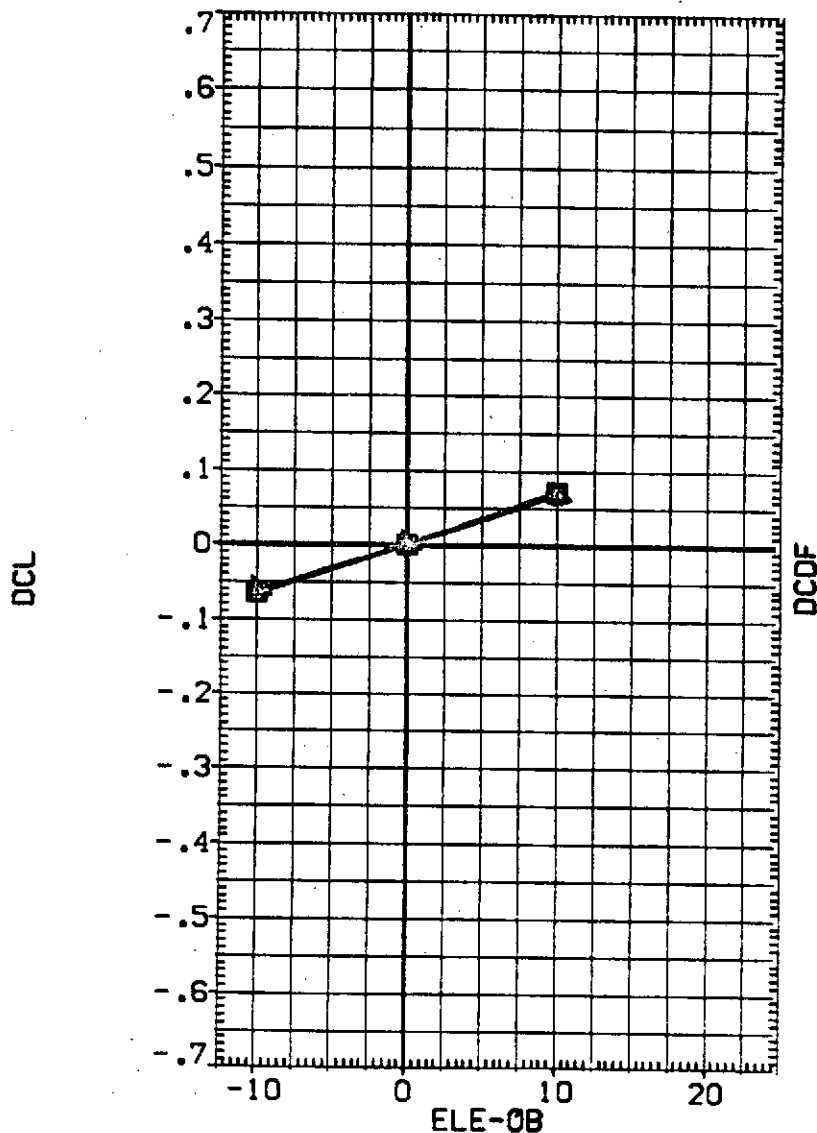


FIG 18 OUTBOARD ELEVON EFFECTIVENESS, SIX INCH GAPS, INBD ELEVON = 0 DEG.

SYMBOL	ALPHA	PARAMETRIC VALUES				DATA SOURCE			REFERENCE INFORMATION		
		MACH	ELE-L0	ELE-L1	ELE-RI	FF6037	FF6018	SREF	SO.FT.		
○	.000	.260	-10.000	.000	FF6037	10.000	4.4119	50.FT.			
□	2.000	-10.000	-10.000	.000	FF6039	10.000	19.2299	INCHES			
◇	4.000	-10.000	SPDBRK	25.000			37.9359	INCHES			
△	6.000	BOFLAP	RUDDER	.000			43.5974	INCHES			
▽	8.000	AIL-09	BETA	.000			15.1875	INCHES			
							SCALE	SCALE			

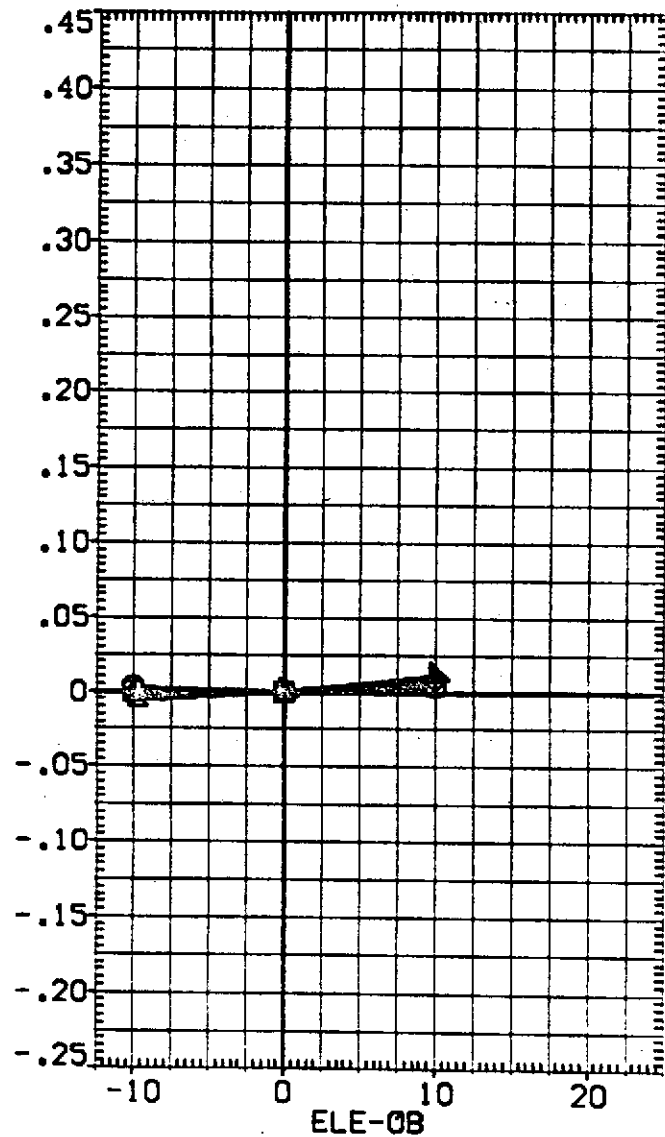
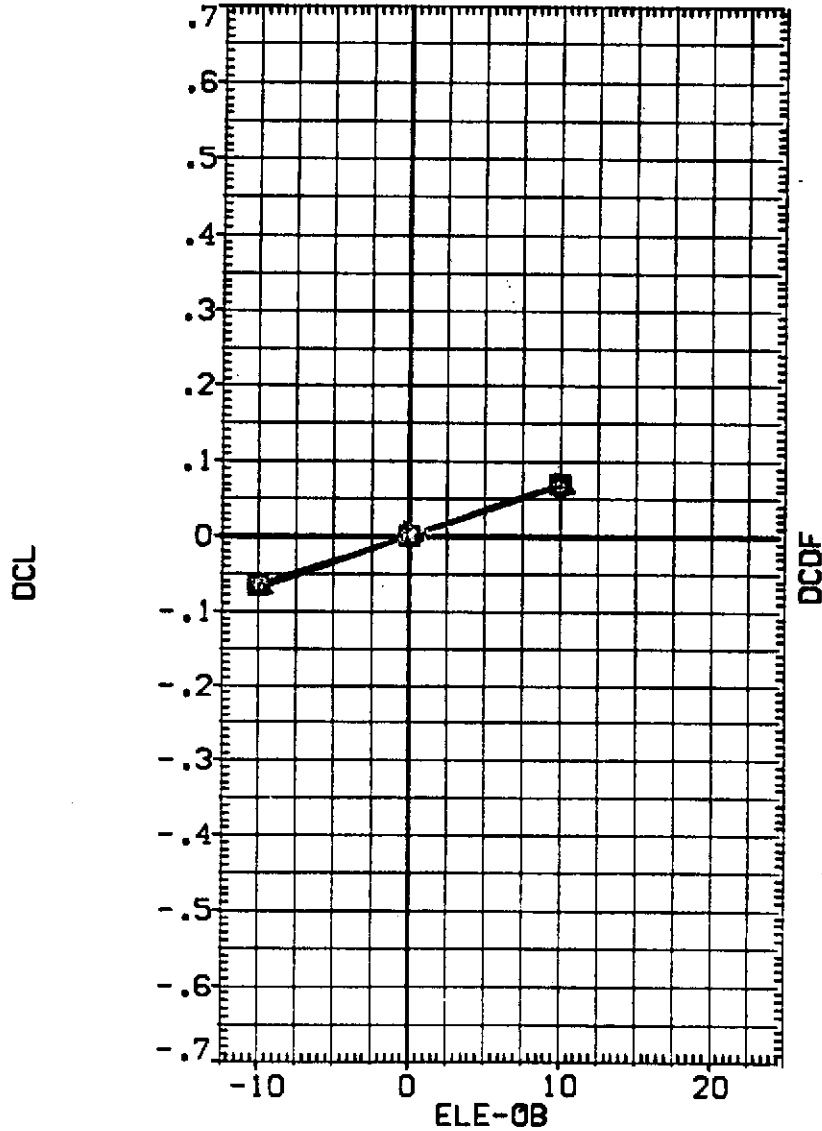


FIG 18 OUTBOARD ELEVON EFFECTIVENESS, SIX INCH GAPS, INBD ELEVON = 0 DEG.

0A118 B26C9M7F8W116E43V8R5X9

(FF6037)

SYMBOL
 ○
 □
 ◇
 ▲
 ▼

ALPHA	MACH	PARAMETRIC VALUES			
10.000		.260	ELE-LI	.000	DATASET
12.000	ELE-LB	-10.000	ELE-RI	.000	FF6037
14.000	ELE-RO	-10.000	SPDRK	25.000	FF6039
16.000	BOFLAP	-12.000	RUDDER	.000	
18.000	AIL-OB	.000	BETA	.000	

DATA SOURCE				REFERENCE INFORMATION		
ELE-OB	DATASET	ELE-OB	SREF	4.4119	50. FT.	
-10.000	FF6018	.000	LREF	19.2299	INCHES	
10.000			BREF	37.9359	INCHES	
			XMRP	43.5974	INCHES	
			YMRP	.0000	INCHES	
			ZMRP	15.1875	INCHES	
			SCALE	.0405	SCALE	

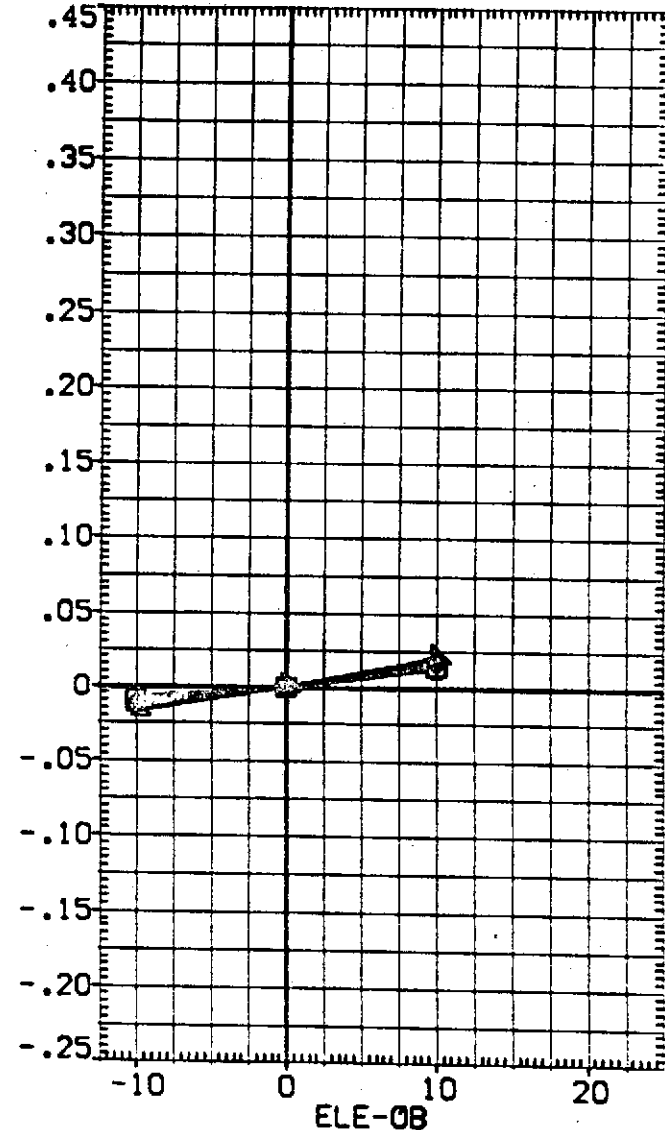
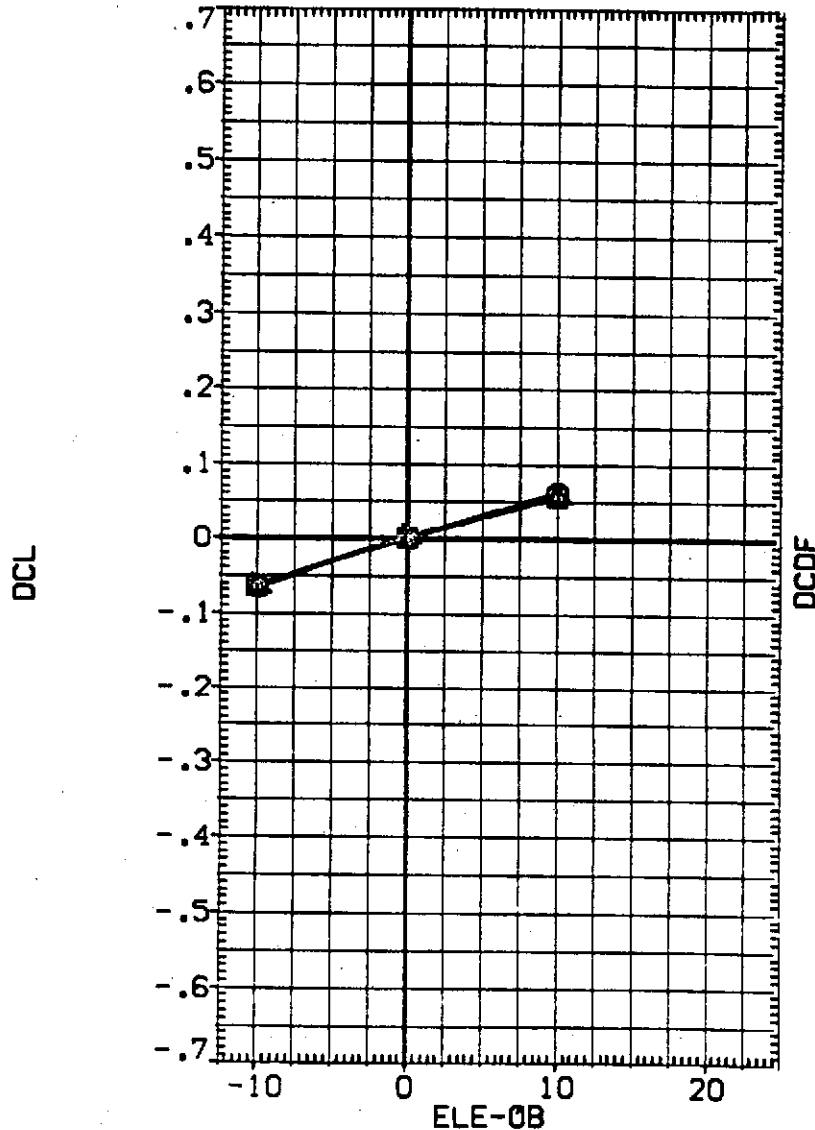


FIG 18 OUTBOARD ELEVON EFFECTIVENESS, SIX INCH GAPS, INBD ELEVON = 0 DEG.

SYMBOL	ALPHA	PARAMETRIC VALUES				DATA SOURCE			REFERENCE INFORMATION		
		MACH	ELE-LB	ELE-R1	SPDBRK	ELE-L1	FF6037	ELE-OB	SREF	SO.FT.	
○	20.000	.260	-10.000	-10.000	.000	FF6037	-10.000	4.4119	19.2299	INCHES	
□	22.000		-10.000	-10.000	.000	FF6039	10.000	37.9358	43.5974	INCHES	
◇	24.000		-12.000		.000			.0000	15.1875	INCHES	
△	25.000		.000	BETA	.000			.0405	SCALE	SCALE	

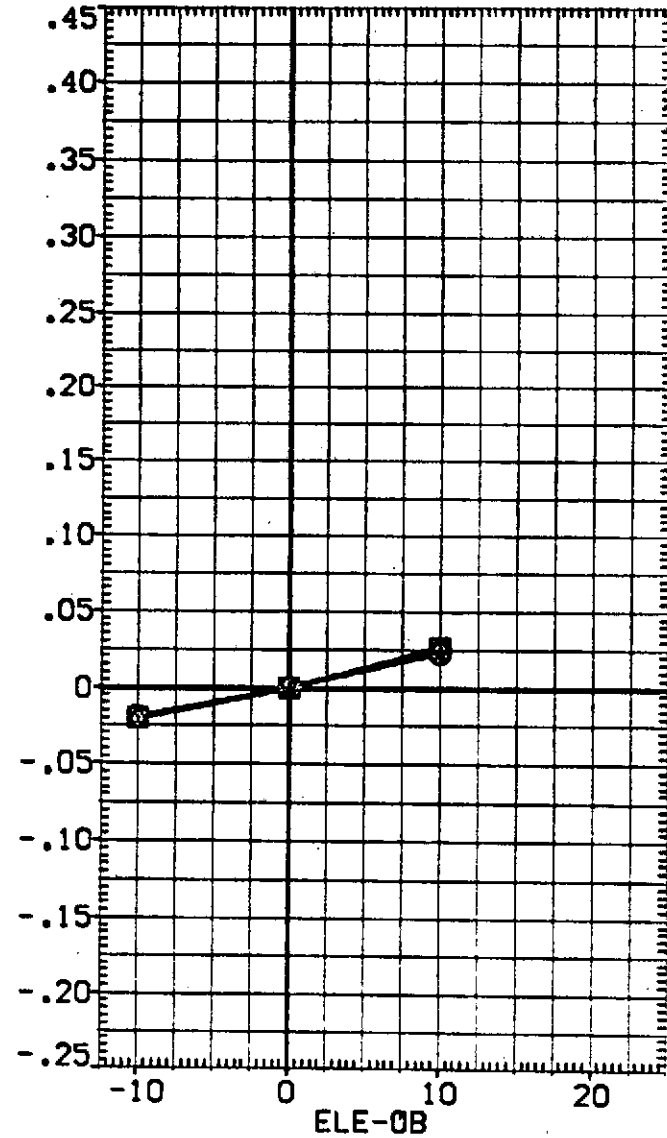
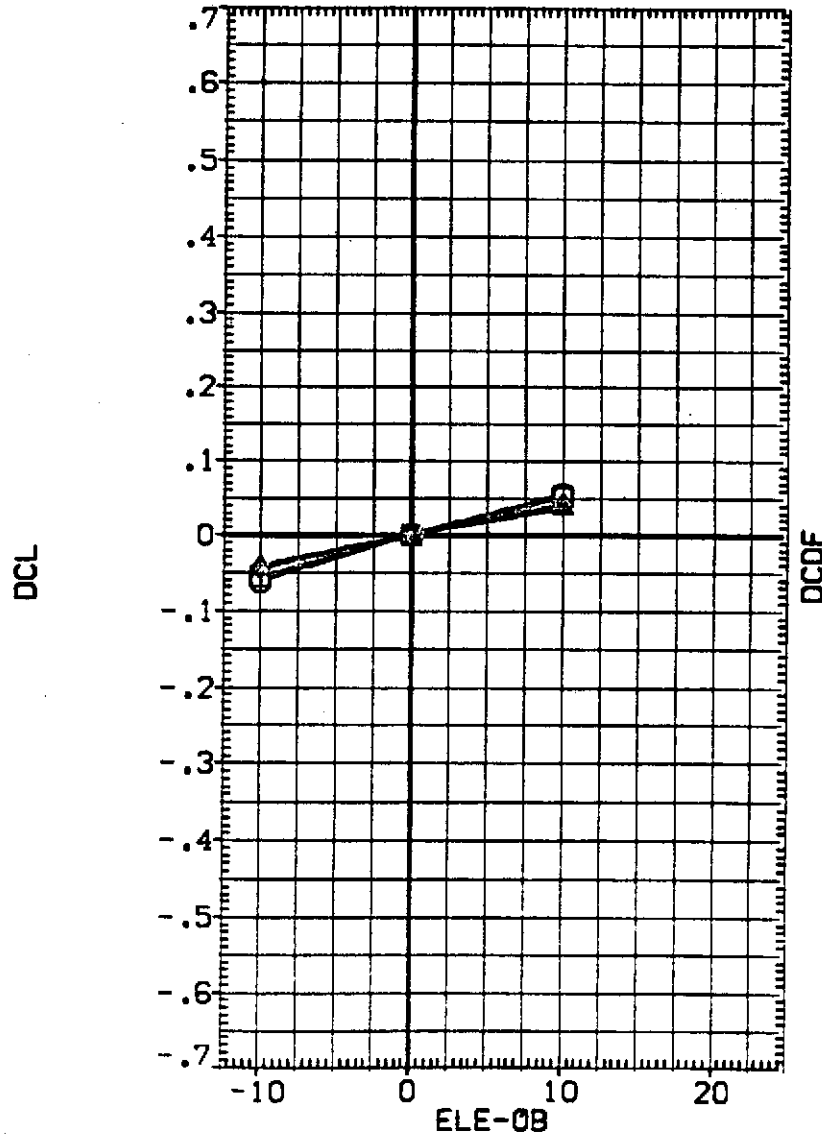


FIG 18 OUTBOARD ELEVON EFFECTIVENESS, SIX INCH GAPS, INBD ELEVON = 0 DEG.

0A118 B26C9M7F8W116E43V8R5X9

(FF6037)

SYMBOL
 ○
 □
 ◇
 △
 ▽

ALPHA	MACH	PARAMETRIC VALUES			
-10.000	MACH	.260	ELE-LI	.000	DATASET
-8.000	ELE-LO	-10.000	ELE-RI	.000	FF6037
-6.000	ELE-RO	-10.000	SPOBRK	25.000	FF6039
-4.000	BDFLAP	-12.000	RUDDER	.000	
-2.000	AIL-OB	.000	BETA	.000	

DATA SOURCE			REFERENCE INFORMATION		
ELE-OB	DATASET	ELE-OB	SREF	4.4119	50. FT.
-10.000	FF6018	.000	LREF	19.2299	INCHES
10.000			BREF	37.9359	INCHES
			XMRP	43.5874	INCHES
			YMRP	.0000	INCHES
			ZMRP	15.1875	INCHES
			SCALE	.0405	SCALE

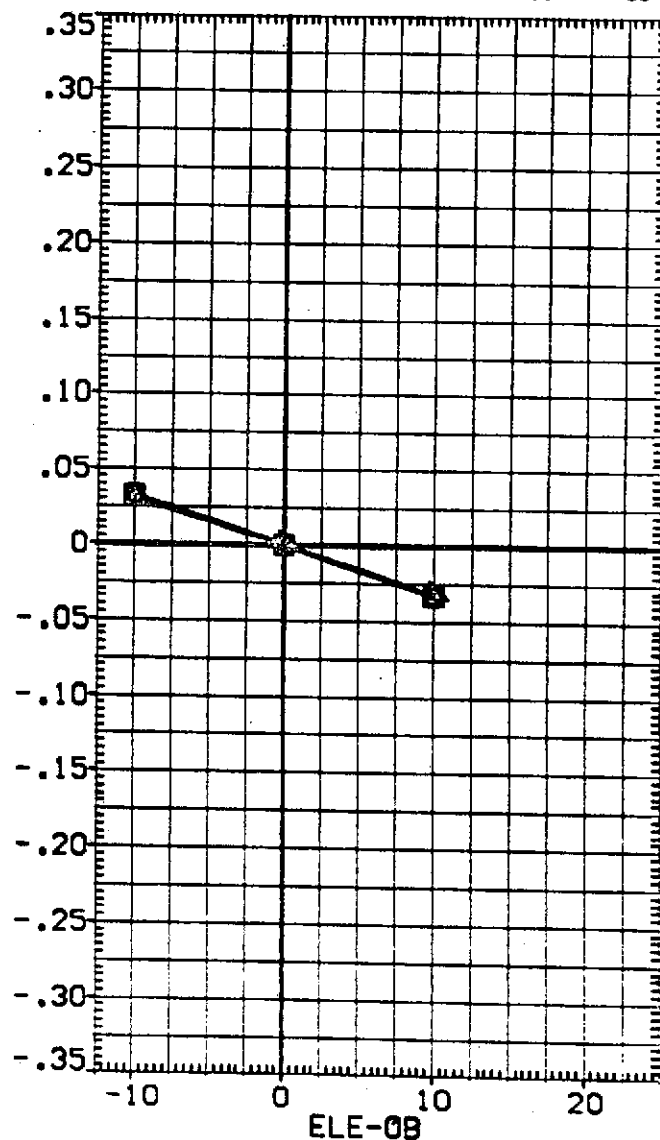
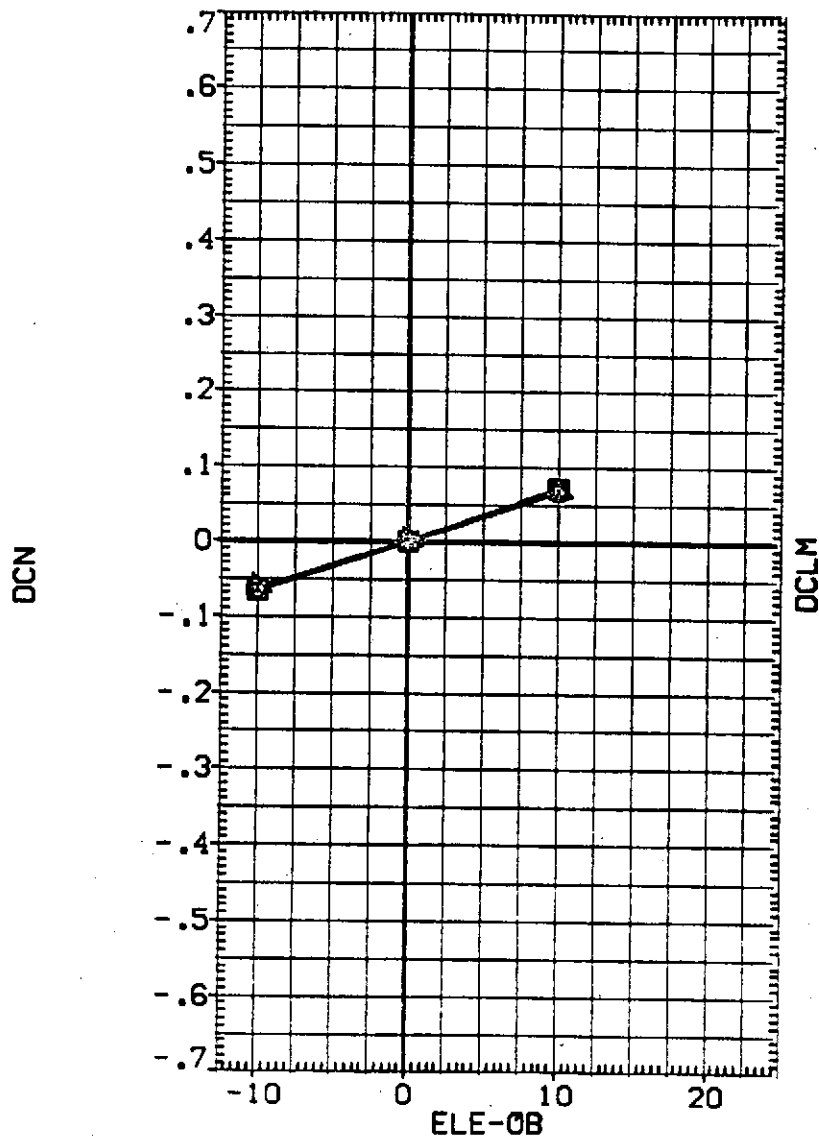


FIG 18 OUTBOARD ELEVON EFFECTIVENESS, SIX INCH GAPS, INBD ELEVON = 0 DEG.

0A118 B26C9M7F8W116E43V8R5X9

(FF6037)

SYMBOL	ALPHA	PARAMETRIC VALUES				DATA SOURCE			REFERENCE INFORMATION		
		MACH	ELE-LB	ELE-RI	SPDRK	ELE-OB	DATASET	ELE-OB	SREF	SO.FT.	
○	.000	.260	-10.000	25.000	.000	FF6037	-10.000	4.4119	19.2299	INCHES	
□	2.000	-10.000	-10.000	.000	.000	FF6018	.000	37.9359	37.9359	INCHES	
◇	4.000	-12.000	RUDDER	.000	10.000			43.5974	43.5974	INCHES	
△	6.000	BFLAP	BETA	.000				.0000	.0000	INCHES	
▽	8.000	AIL-OB						15.1875	15.1875	INCHES	
								SCALE	.0405	SCALE	

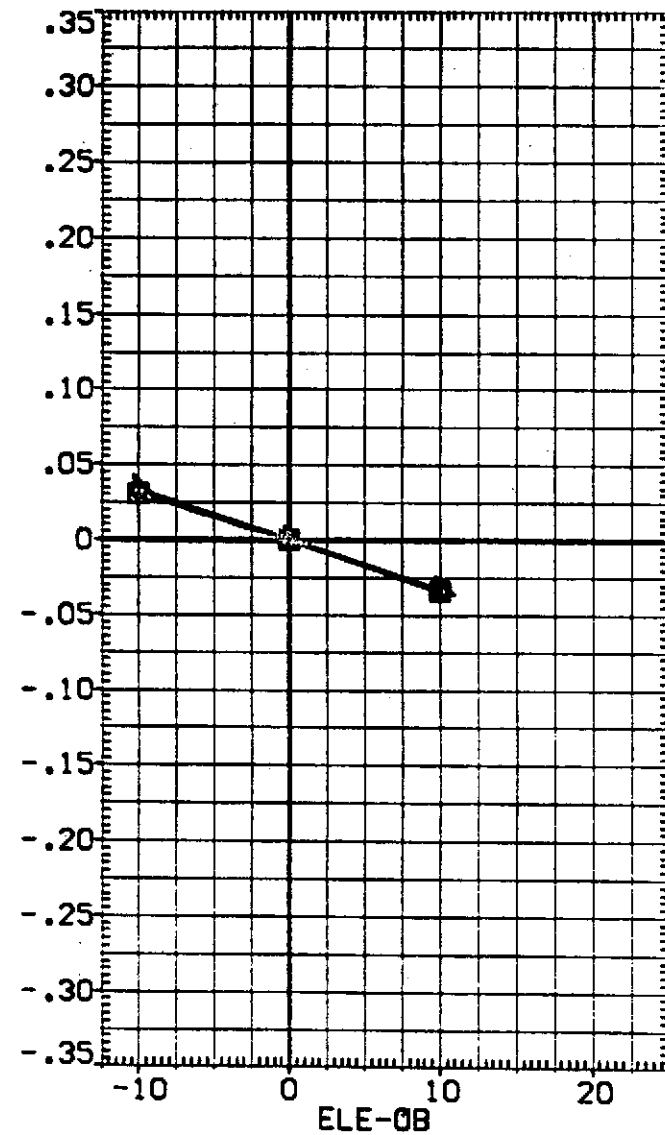
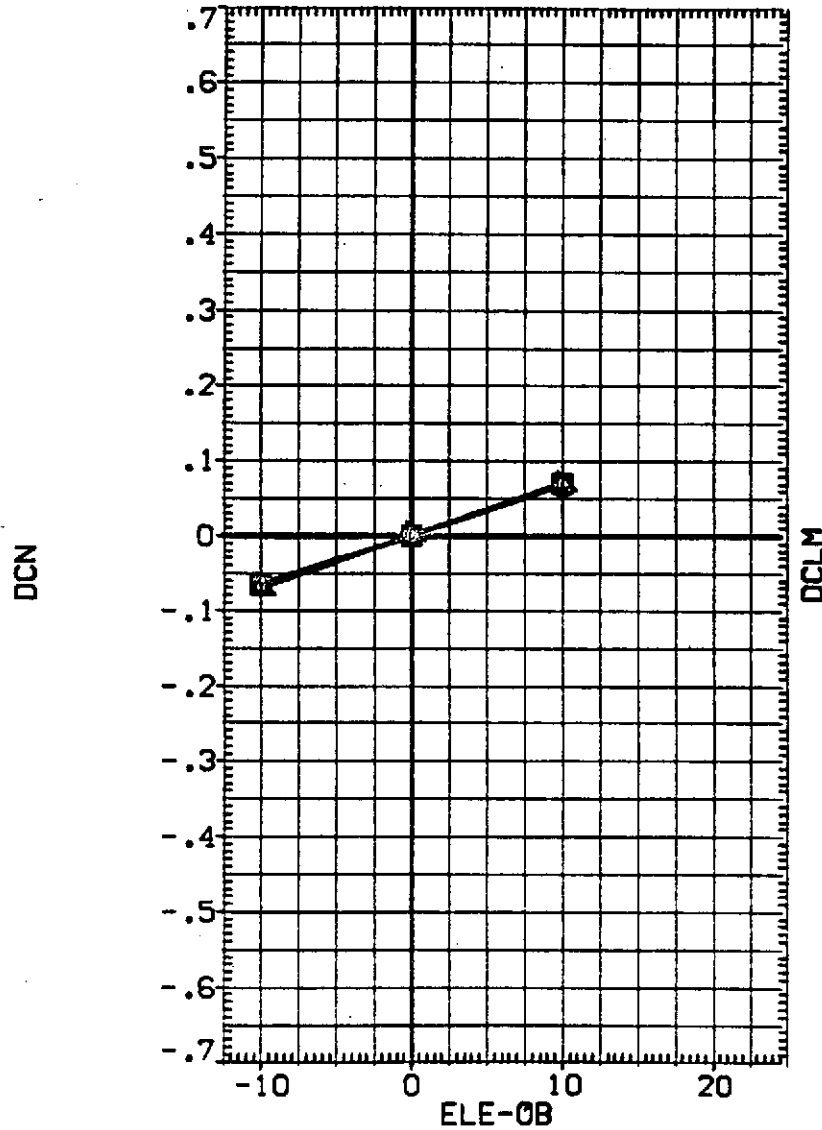


FIG 18 OUTBOARD ELEVON EFFECTIVENESS, SIX INCH GAPS, INBD ELEVON = 0 DEG.

0A118 B26C9M7F8W116E43V8R5X9

(FF6037)

SYMBOL	ALPHA	PARAMETRIC VALUES				DATA SOURCE			REFERENCE INFORMATION		
○	10.000	MACH	.260	ELE-LI	.000	DATASET	ELE-08	SREF	4.4119	50.FT.	
□	12.000	ELE-LB	-10.000	ELE-RI	.000	FF6037	-10.000	LREF	19.2299	INCHES	
◇	14.000	ELE-RB	-10.000	SPDBRK	25.000	FF6039	10.000	BREF	37.9359	INCHES	
△	16.000	BDFLAP	-12.000	RUDDER	.000			XMRP	43.5974	INCHES	
▽	18.000	AIL-08	.000	BETA	.000			YMRP	.0000	INCHES	
								ZMRP	15.1875	INCHES	
								SCALE	.0405	SCALE	

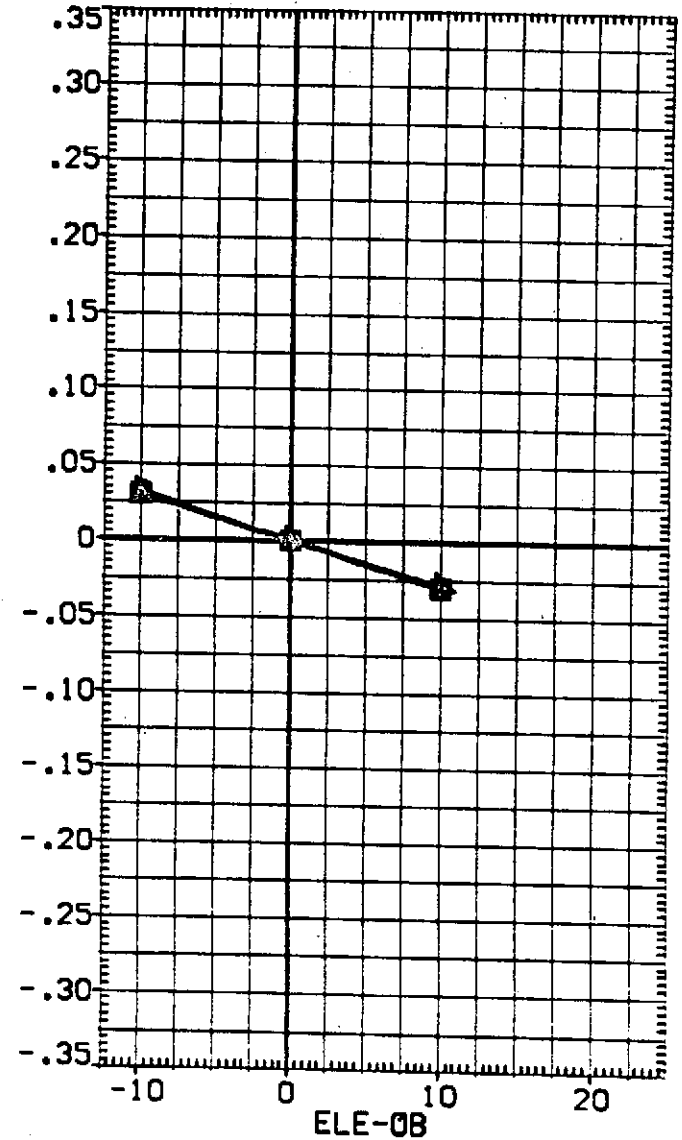
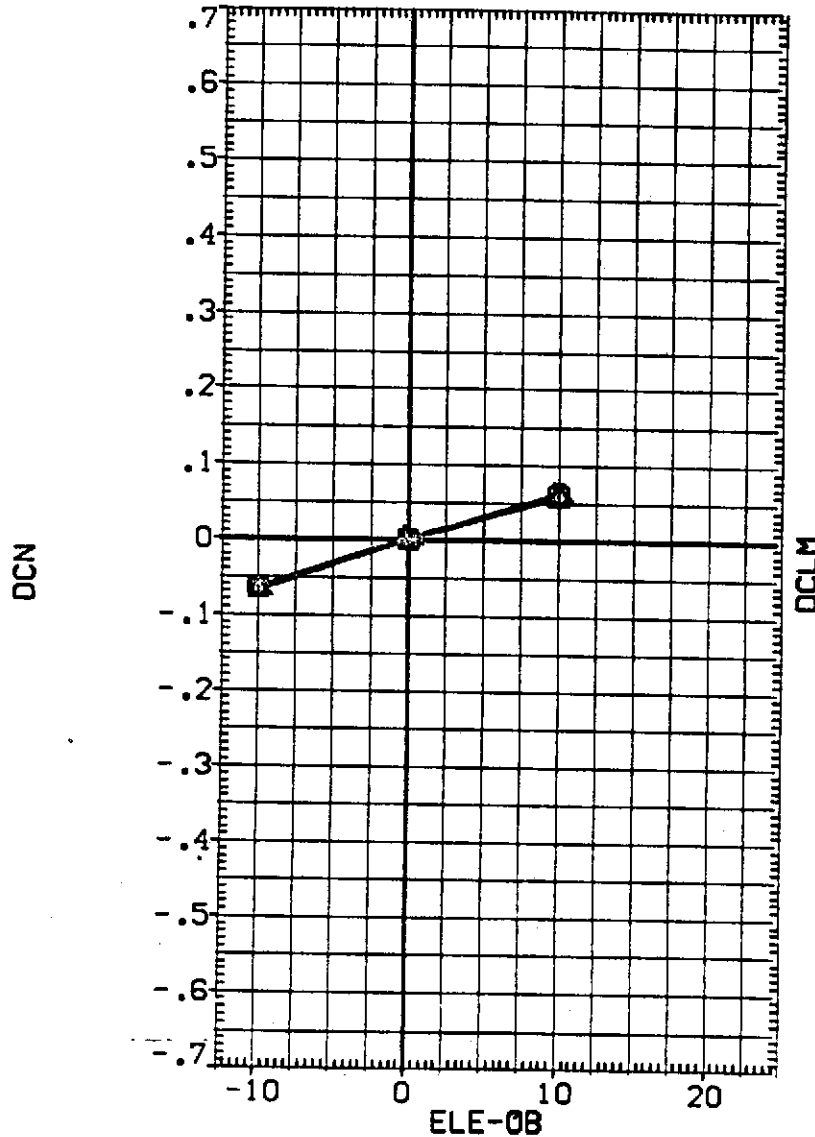


FIG 18 OUTBOARD ELEVON EFFECTIVENESS, SIX INCH GAPS, INBD ELEVON = 0 DEG.

SYMBOL	ALPHA	MACH	PARAMETRIC VALUES			DATA SOURCE	REFERENCE INFORMATION				
○	20.000		.250	ELE-LI	.000	ELE-OB	DATASET	ELE-OB	SREF	4.4119	SO.FT.
□	22.000		-10.000	ELE-RI	.000	-10.000	FF6037	.000	LREF	19.2299	INCHES
◇	24.000		-10.000	SPDBRK	25.000	10.000	FF6039		BREF	37.9359	INCHES
△	25.000		-12.000	RUDDER	.000				XMRP	43.5974	INCHES
				BETA	.000				YMRP	.0000	INCHES
									ZMRP	15.1875	INCHES
									SCALE	.0405	SCALE

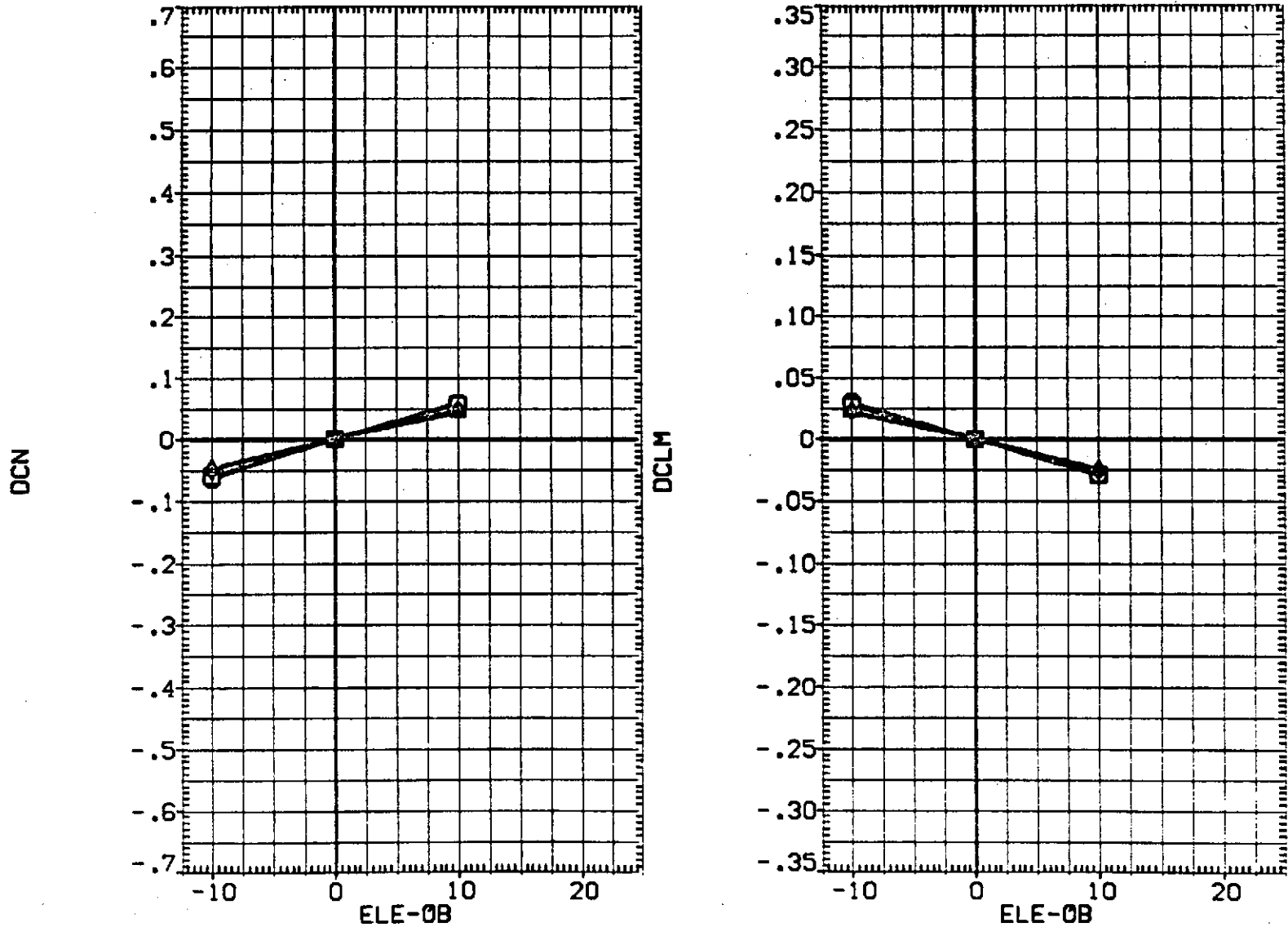


FIG 18 OUTBOARD ELEVON EFFECTIVENESS, SIX INCH GAPS, INBD ELEVON = 0 DEG.

DATA SET SYMBOL	CONFIGURATION DESCRIPTION
(RF6018)	OA118 B26C9M7F8V116E43V8R5X9
(RF6040)	OA118 B26C9M7F8V116E43V8R5X9
(RF6038)	OA118 B26C9M7F8V116E43V8R5X9

ELE-L0	ELE-L1	ELE-R1	ELE-R0
.000	.000	.000	.000
5.000	.000	.000	-5.000
10.000	.000	.000	-10.000

REFERENCE INFORMATION		
SREF	4.4119	SO. FT.
LREF	19.2299	INCHES
BREF	37.9359	INCHES
XMRP	43.5974	INCHES
YMRP	.0000	INCHES
ZMRP	15.1875	INCHES
SCALE	.0405	SCALE

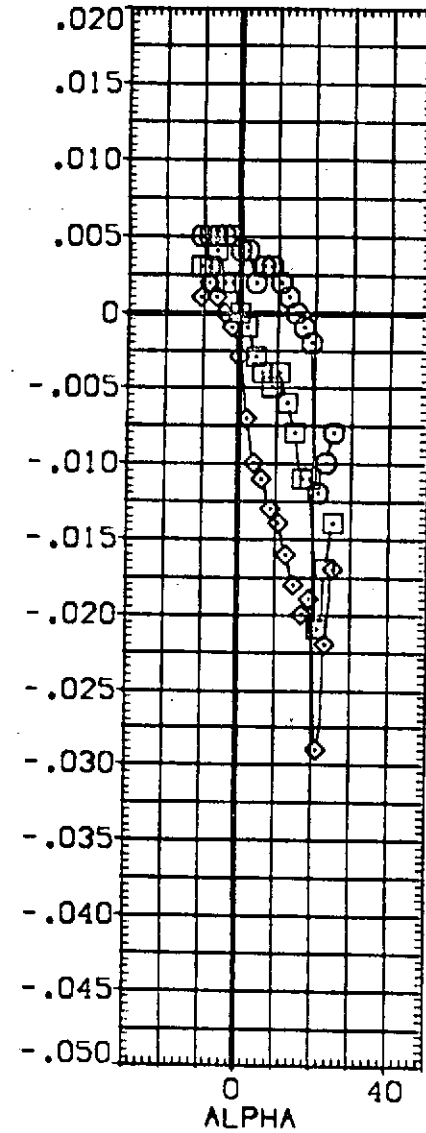
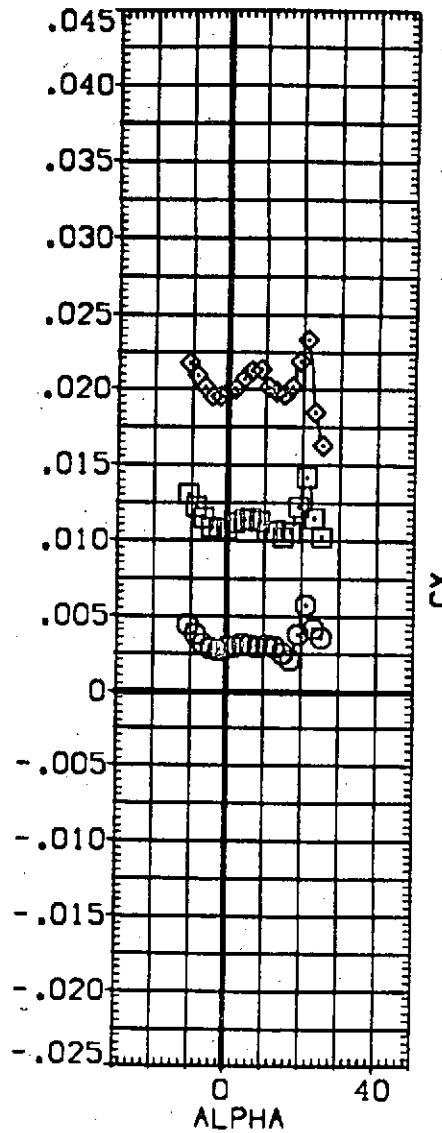
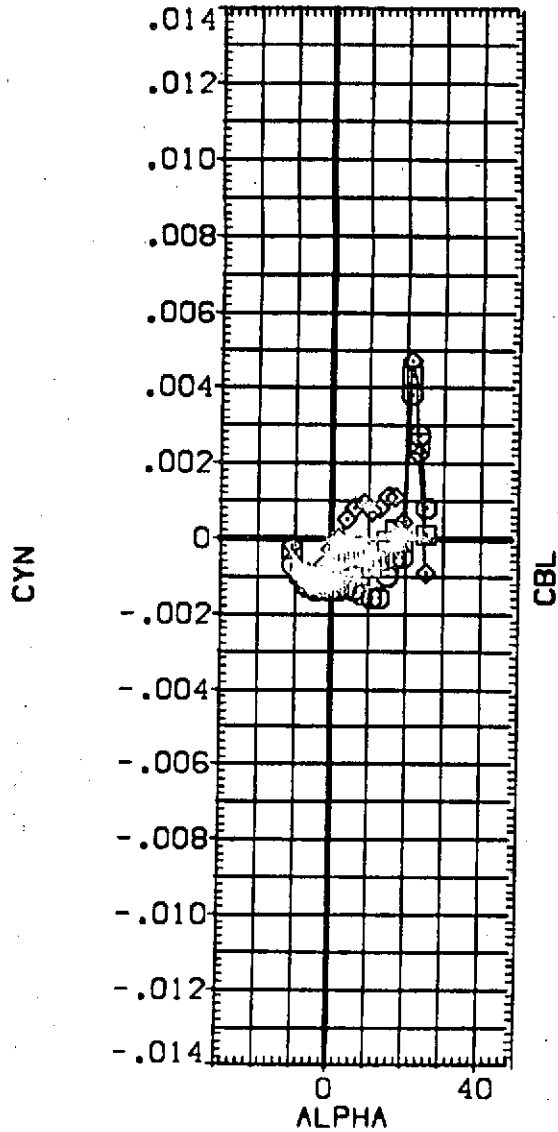


FIG 19 OUTBOARD AILRON EFFECTIVENESS, SIX INCH GAPS, INBD ELEVON = 0 DEG.
 (A) MACH = .26

SYMBOL	PARAMETRIC VALUES				DATA SOURCE			REFERENCE INFORMATION		
	ALPHA	MACH	ELE-LI	ELE-RI	DATASET	AIL-OB	DATASET	AIL-OB	SREF	SO.FT.
○	-10.000		.260	ELE-LI	.000		AIL-OB		4.4119	50.FT.
□	-8.000		.000	ELE-RI	.000	FF6018	.000	FF6040	19.2299	INCHES
◇	-6.000		.000	SPDBRK	25.000	FF6038	10.000		37.9359	INCHES
△	-4.000		-12.000	RUDDER	.000				43.5874	INCHES
▽	-2.000		.000	BETA	.000				YMRP	INCHES
									ZMRP	INCHES
									SCALE	SCALE

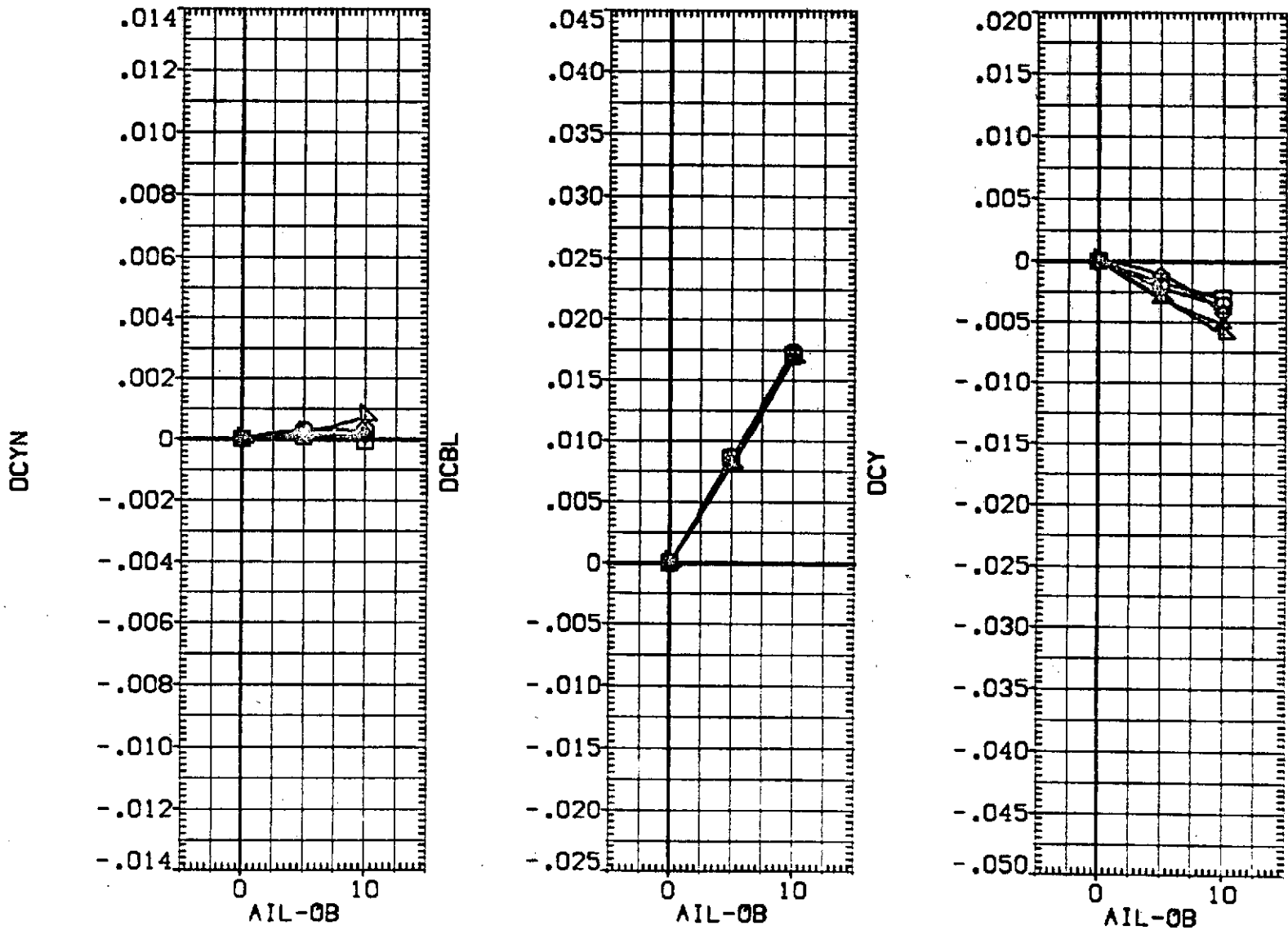


FIG 19 OUTBOARD AILERON EFFECTIVENESS, SIX INCH GAPS, INBD ELEVON = 0 DEG.

0A118 B26C9M7F8W116E43V8R5X9

(FF6018)

SYMBOL	ALPHA		PARAMETRIC VALUES		DATA SOURCE			REFERENCE INFORMATION				
	Value	Label	Value	Label	Value	Label	Value	Label	Value	Label		
○	.000	MACH	.260	ELE-LI	.000	DATASET	AIL-08	DATASET	AIL-08	SREF	4.4119	SQ.FT.
□	2.000	ELE-L0	.000	ELE-RI	.000	FF6018	.000	FF6040	5.000	LREF	19.2299	INCHES
◇	4.000	ELE-R0	.000	SPOBRK	25.000	FF6038	10.000			BREF	37.9359	INCHES
△	6.000	BDFLAP	-12.000	RUDDER	.000					XMRP	43.5974	INCHES
▽	8.000	ELE-08	.000	BETA	.000					YMRP	.0000	INCHES
										ZMRP	15.1875	INCHES
										SCALE	.0405	SCALE

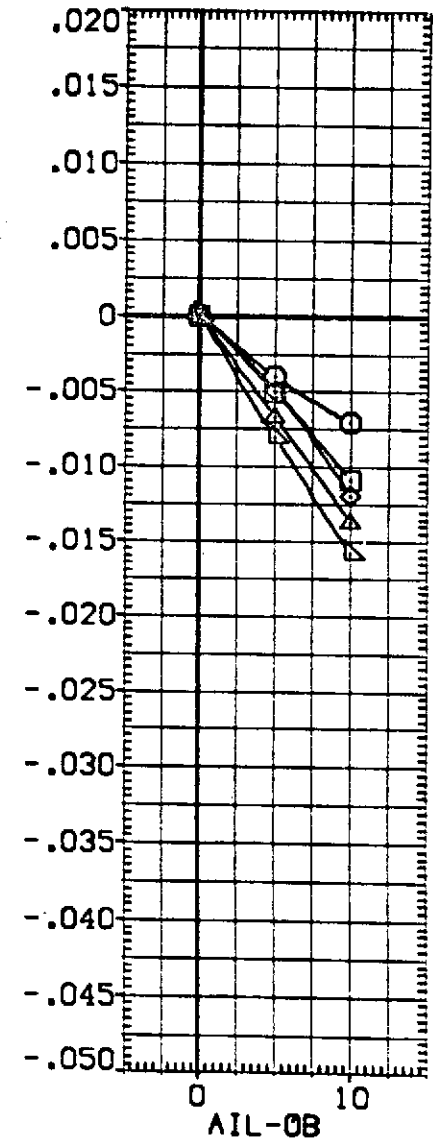
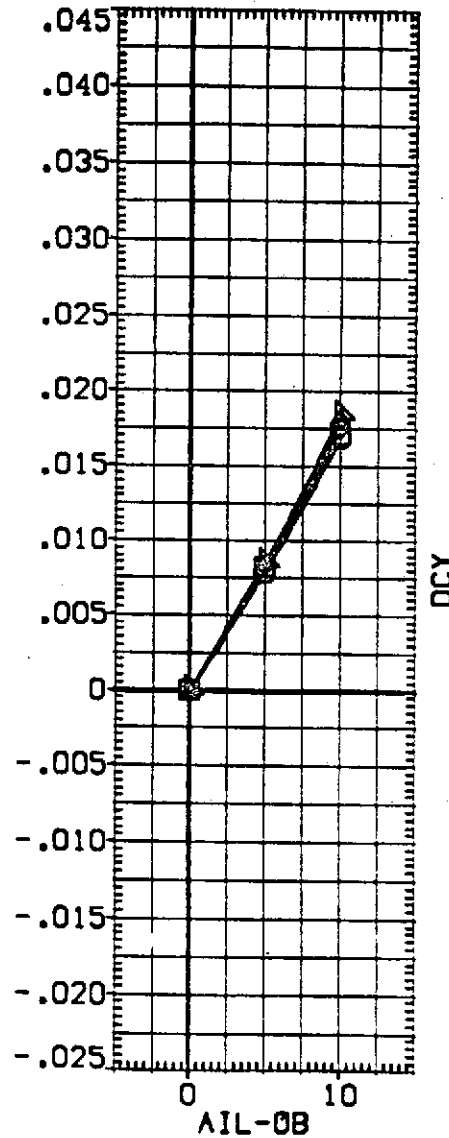
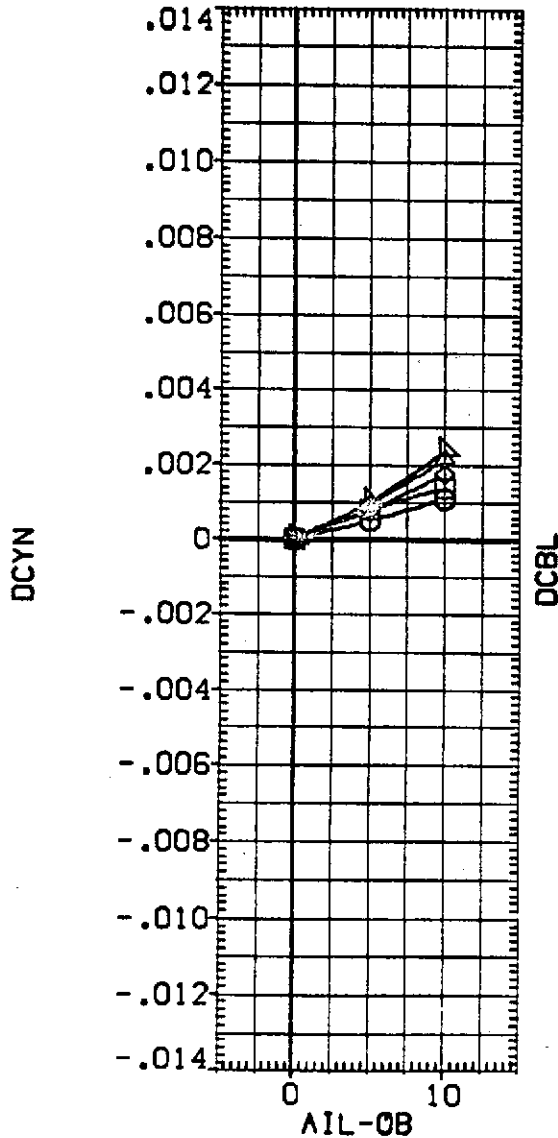


FIG 19 OUTBOARD AILRON EFFECTIVENESS, SIX INCH GAPS, INBD ELEVON = 0 DEG.

SYMBOL
 ○
 □
 ◇
 △
 ▽

ALPHA	MACH	PARAMETRIC VALUES			
10.000		.260	ELE-LI	.000	
12.000	ELE-LO	.000	ELE-RI	.000	
14.000	ELE-RO	.000	SPOBRK	25.000	
16.000	BDFLAP	-12.000	RUDDER	.000	
18.000	ELE-OB	.000	BETA	.000	

DATA SOURCE		AIL-OB	DATASET	AIL-OB
.000	DATASET	AIL-OB	DATASET	AIL-OB
.000	FF6018	.000	FF6040	5.000
25.000	FF6038	10.000		

REFERENCE INFORMATION		
SREF	4.4119	SQ.FT.
LREF	19.2299	INCHES
BREF	37.9359	INCHES
XMRB	43.5874	INCHES
YMRB	.0000	INCHES
ZMRB	15.1875	INCHES
SCALE	.0405	SCALE

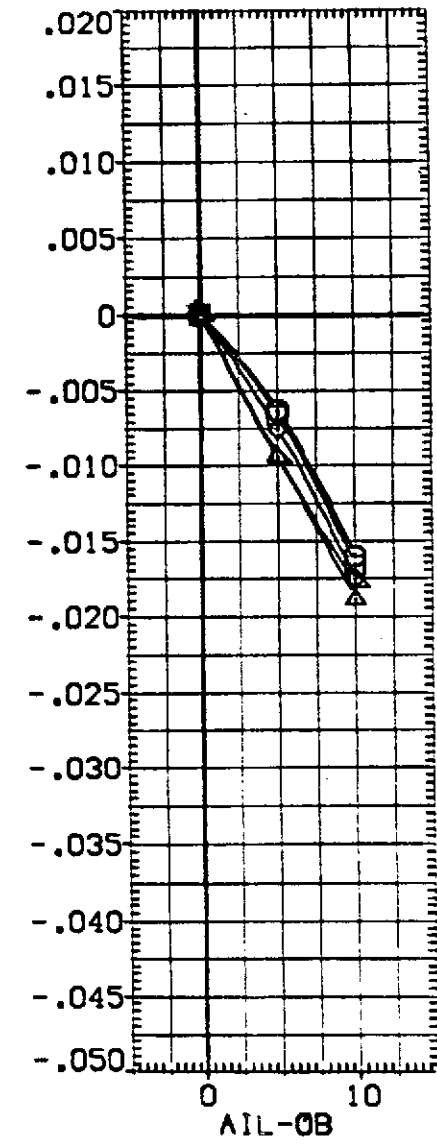
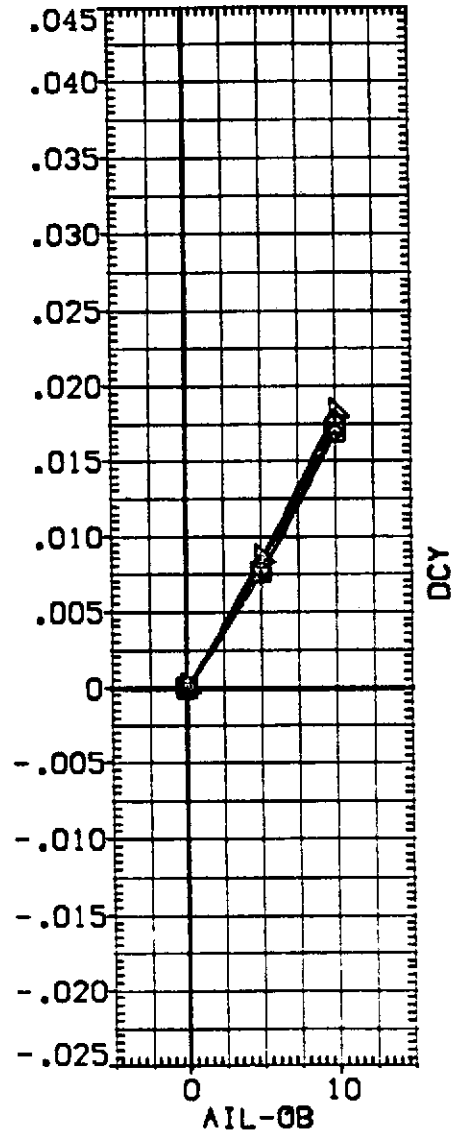
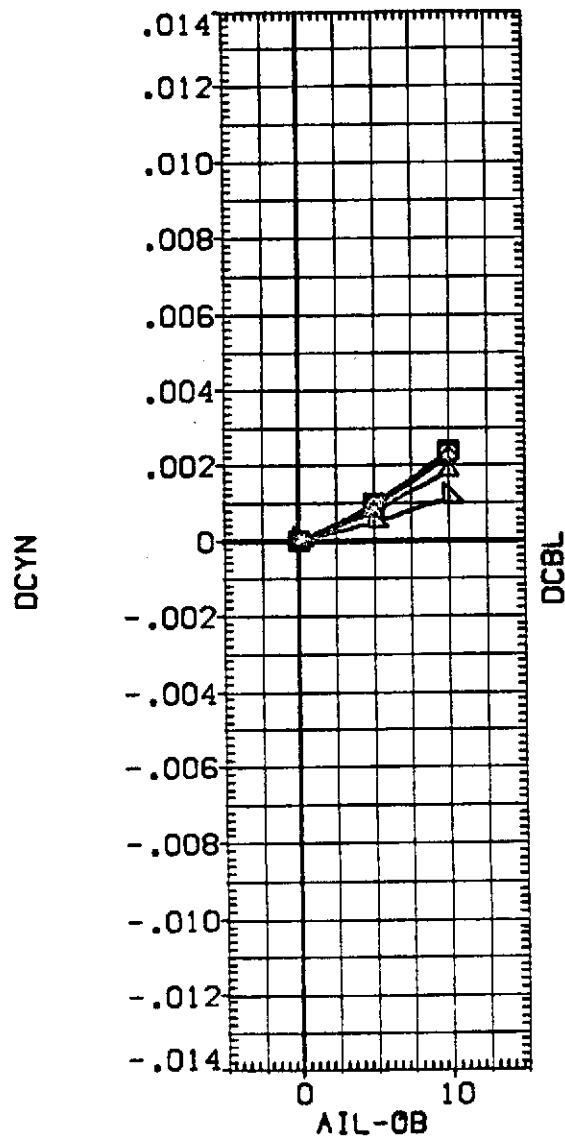


FIG 19 OUTBOARD AILRON EFFECTIVENESS, SIX INCH GAPS, INBD ELEVON = 0 DEG.

0A118 B26C9M7F8W116E43V8R5X9

(FF6018)

SYMBOL	ALPHA	PARAMETRIC VALUES	DATA SOURCE	REFERENCE INFORMATION
○	20.000	MACH .260	ELE-LI .000	SREF 4.4119 SQ.FT.
□	22.000	ELE-LO .000	ELE-RI .000	LREF 19.2299 INCHES
◇	24.000	ELE-RO .000	SPDBRK 25.000	BREF 37.9359 INCHES
△	25.000	BOFLAP -12.000	RUDDER .000	XMRP 43.5974 INCHES
		ELE-OB .000	BETA .000	YMRP .0000 INCHES
				ZMRP 15.1875 INCHES
				SCALE .0405 SCALE

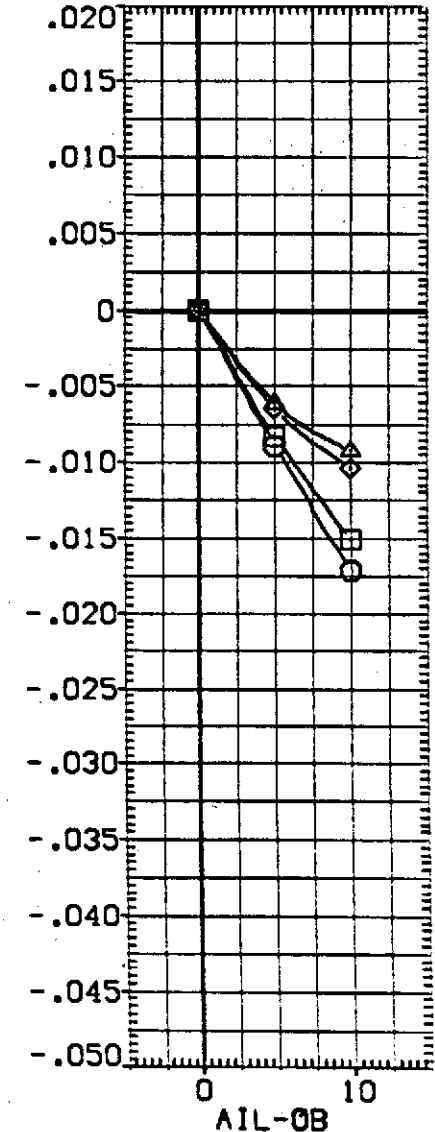
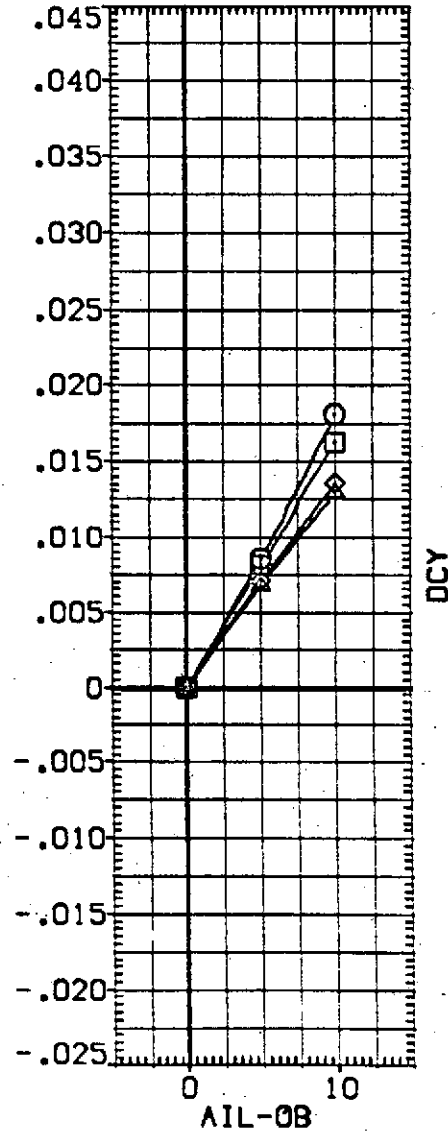
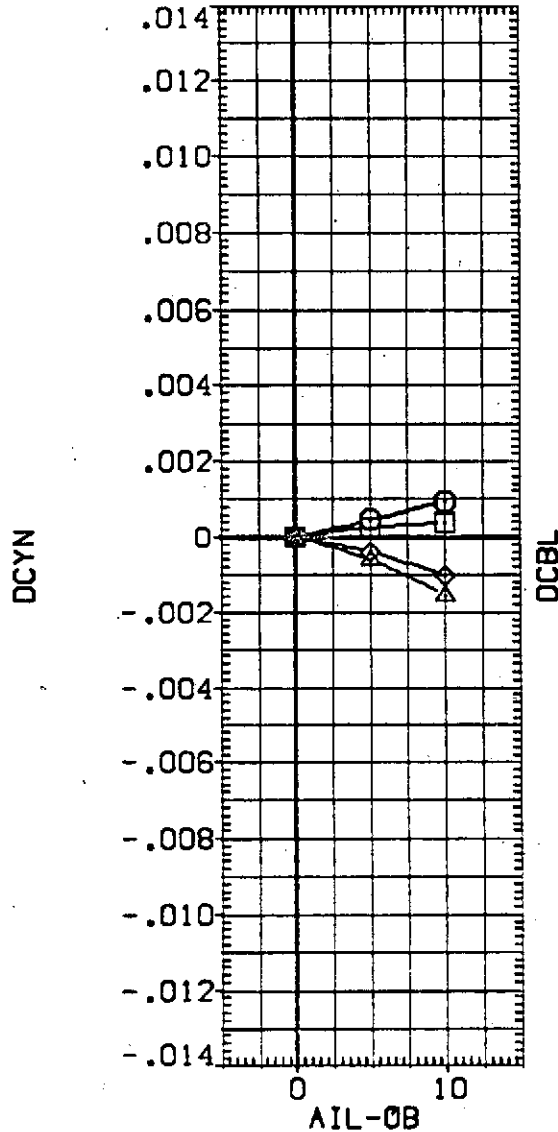


FIG 19 OUTBOARD AILRON EFFECTIVENESS, SIX INCH GAPS, INBD ELEVON = 0 DEG.

DATA SET SYMBOL	CONFIGURATION DESCRIPTION
(BF6025)	□ OA118 B26C9M7F8V116E43V8R5X9
(BF6043)	○ OA118 B26C9M7F8V116E43V8R5X9

ELE-L0	ELE-L1	ELE-R1	ELE-R0	REFERENCE INFORMATION	
-10.000	-10.000	-10.000	-10.000	SREF	4.4119 50. FT.
.000	-10.000	-10.000	.000	LREF	19.2299 INCHES
				BREF	37.9359 INCHES
				XMRP	43.5974 INCHES
				YMRP	.0000 INCHES
				ZMRP	15.1875 INCHES
				SCALE	.0405 SCALE

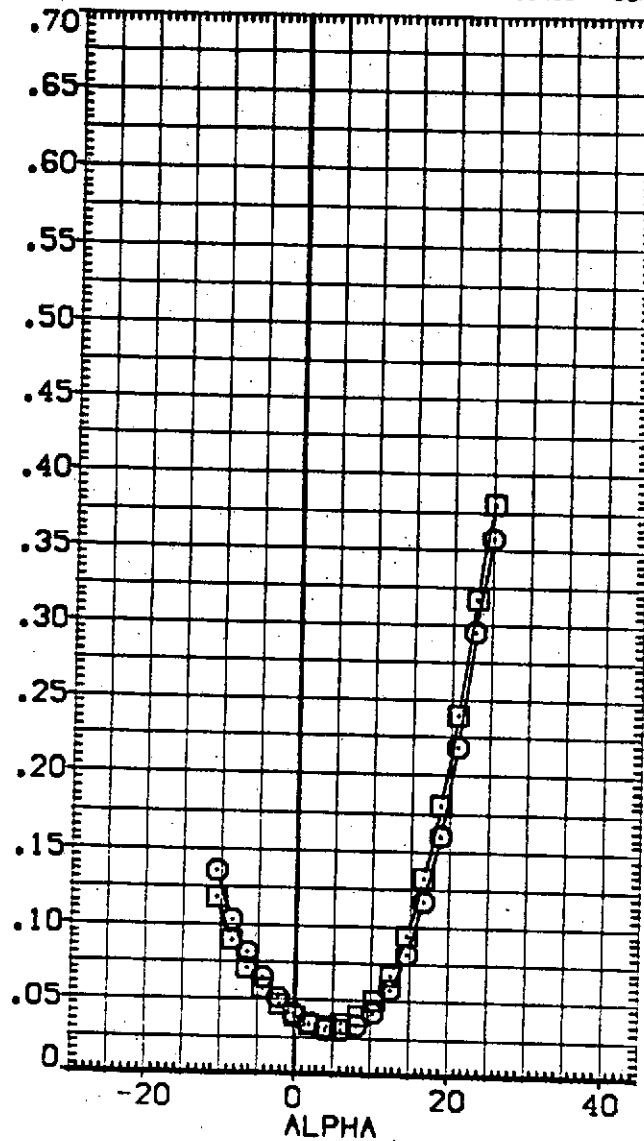
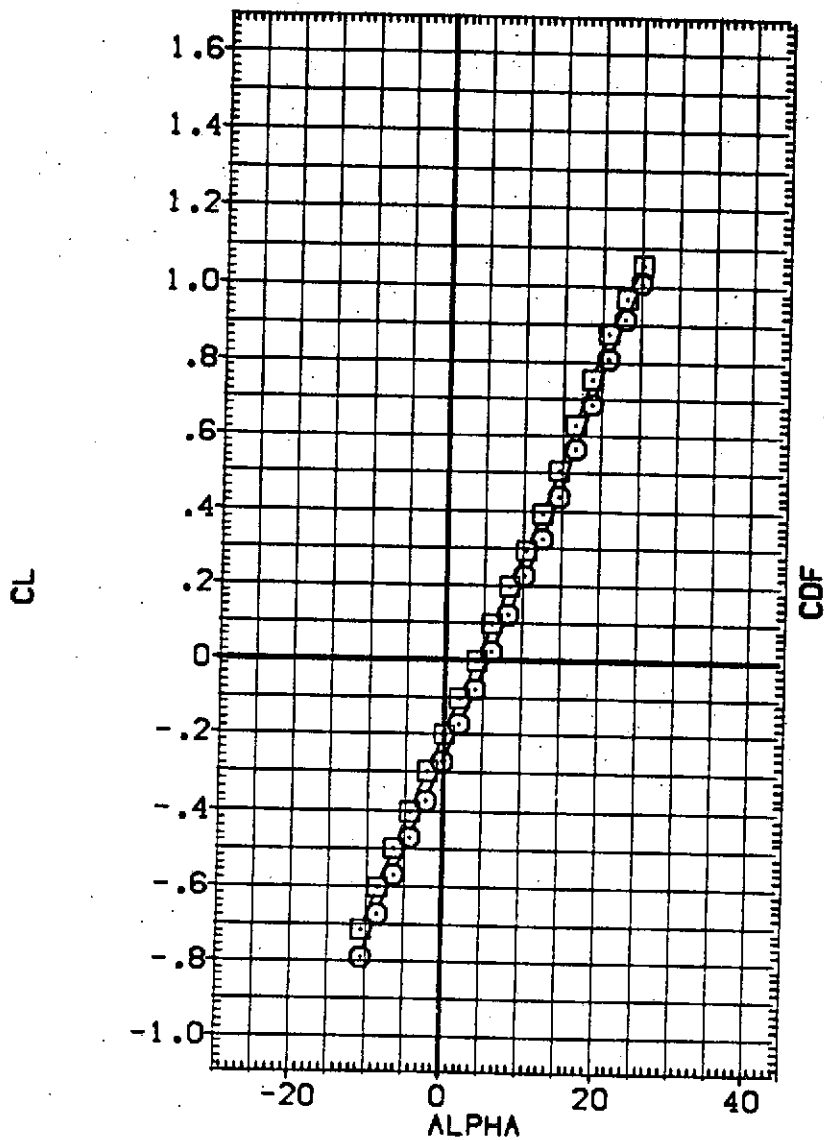


FIG 20 OUTBOARD ELEVON EFFECTIVENESS, SIX INCH GAPS, INBD ELEVON = -10 DEG.

(A)MACH = .26

DATA SET SYMBOL	CONFIGURATION DESCRIPTION
(BF6025)	□ DA118 B26C9M7FBV116E43VBR5X9
(BF6043)	○ DA118 B26C9M7FBV116E43VBR5X9

ELE-LB	ELE-LI	ELE-RI	ELE-RO	REFERENCE INFORMATION	
-10.000	-10.000	-10.000	-10.000	SREF	4.4119 SQ.FT.
.000	-10.000	-10.000	.000	LREF	19.2299 INCHES
				BREF	37.9359 INCHES
				XMRP	43.5974 INCHES
				YMRP	.0000 INCHES
				ZMRP	15.1875 INCHES
				SCALE	.0405 SCALE

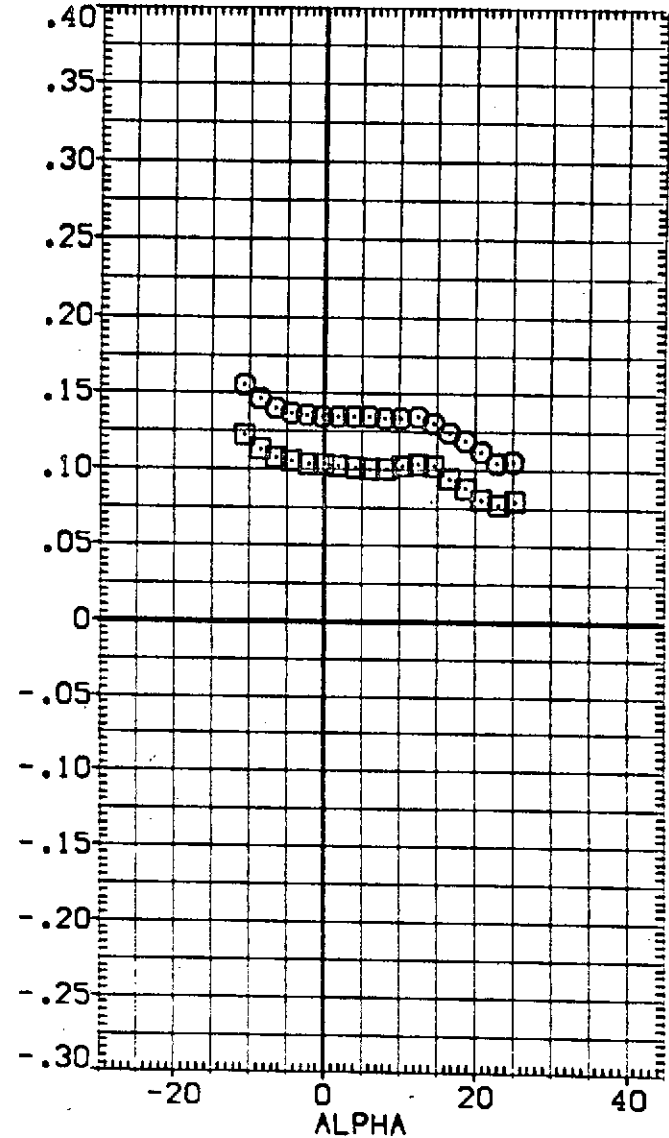
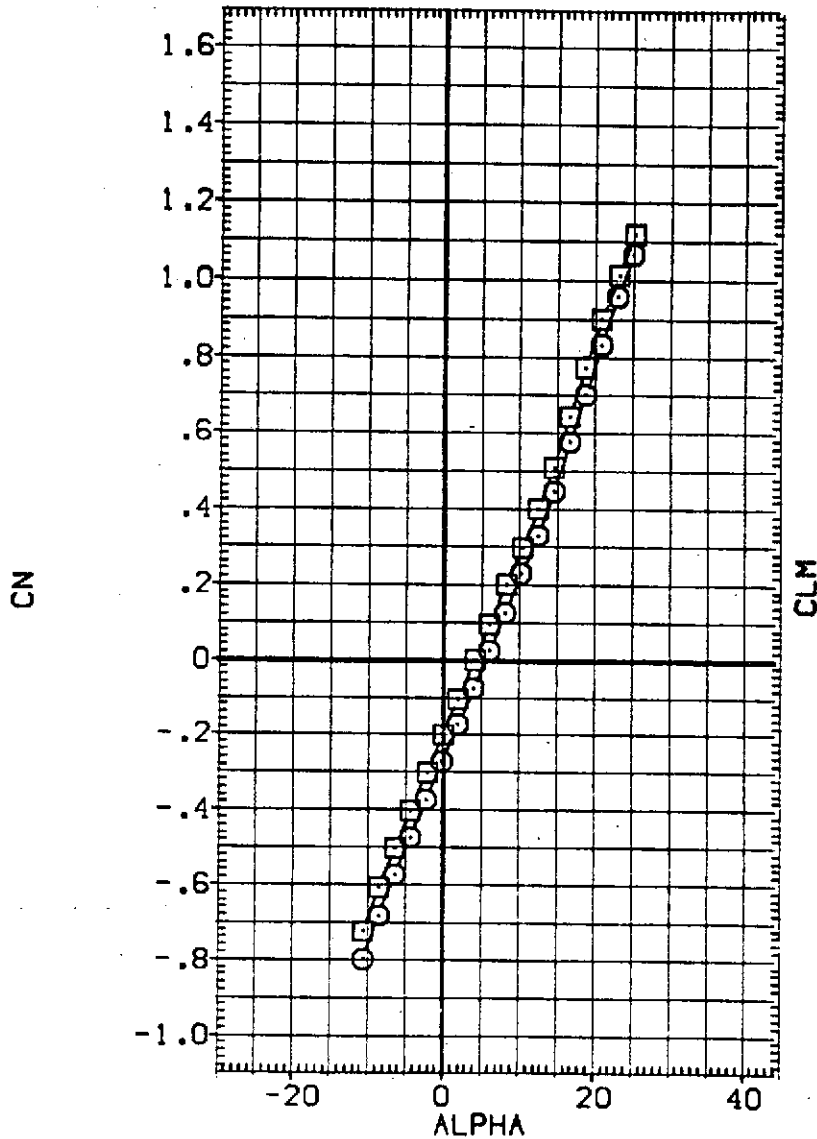


FIG 20 OUTBOARD ELEVON EFFECTIVENESS, SIX INCH GAPS, INBD ELEVON = -10 DEG.
 (A)MACH = .26

DATA SET SYMBOL	CONFIGURATION DESCRIPTION
(BF6025)	GA118 B26C9M7F8V116E43V8R5X9
(BF6043)	GA118 B26C9M7F8V116E43V8R5X9

ELE-L0	ELE-L1	ELE-R1	ELE-R0	REFERENCE INFORMATION	
-10.000	-10.000	-10.000	-10.000	SREF	4.4119 SQ.FT.
.000	-10.000	-10.000	.000	LREF	19.2299 INCHES
				BREF	37.9359 INCHES
				XMRP	43.5974 INCHES
				YMRP	.0000 INCHES
				ZMRP	15.1875 INCHES
				SCALE	.0405 SCALE

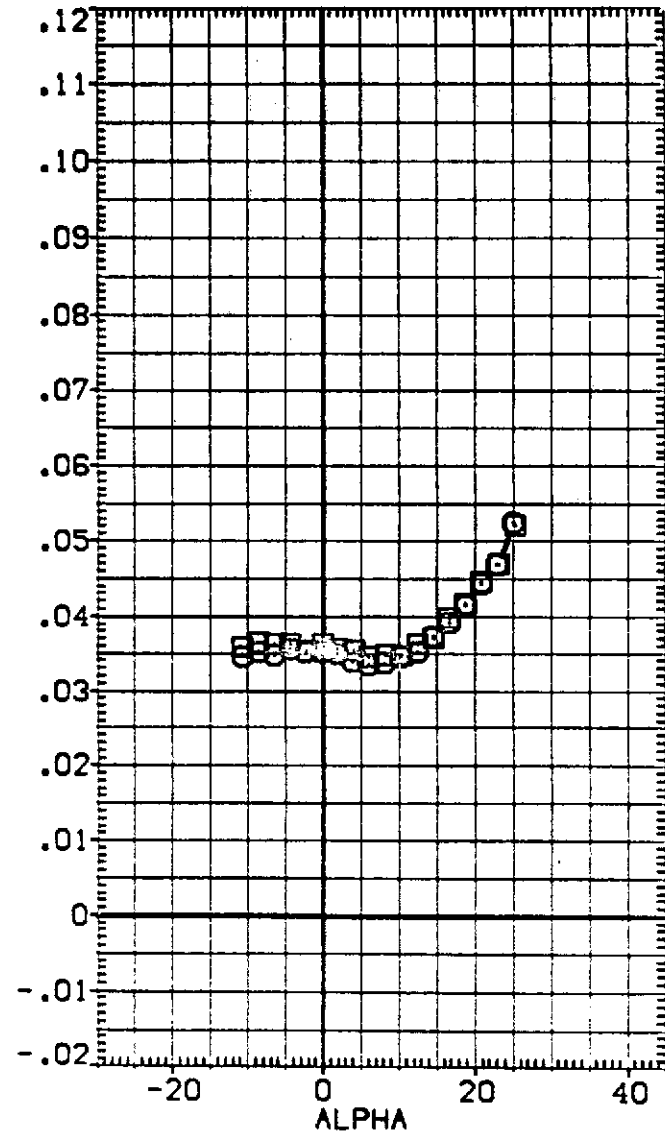
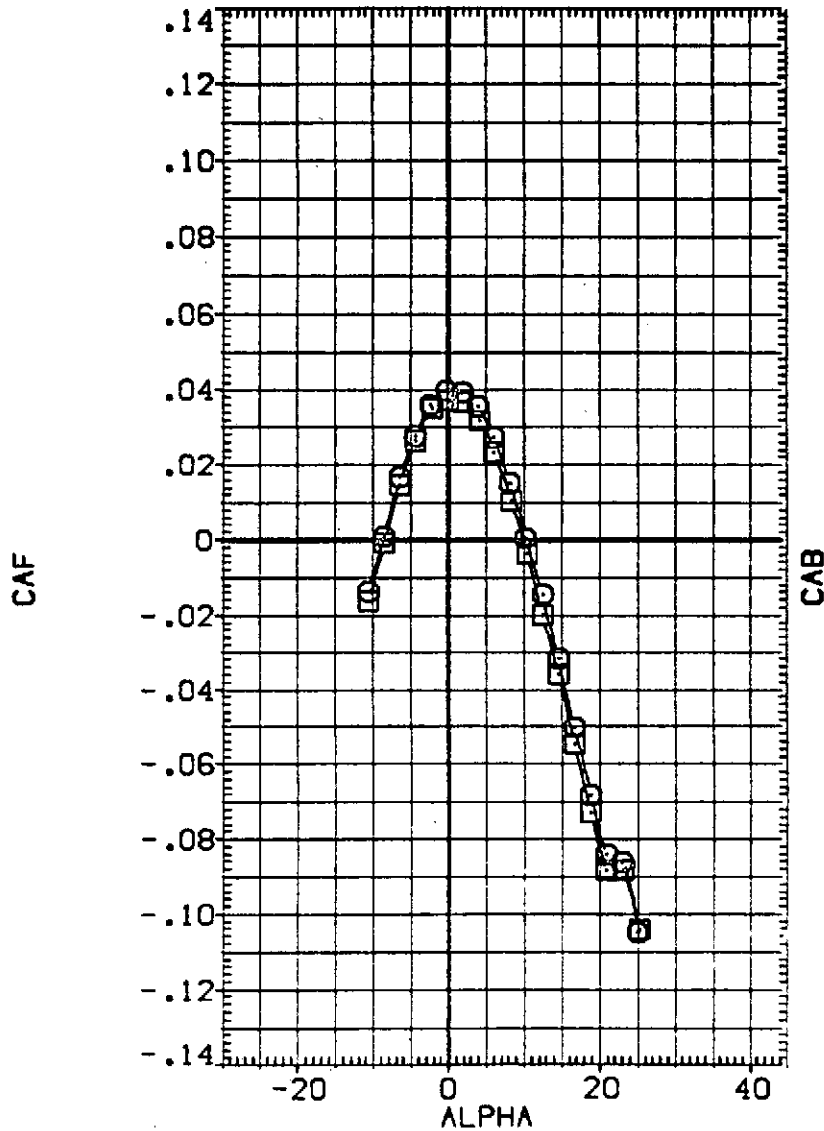


FIG 20 OUTBOARD ELEVON EFFECTIVENESS, SIX INCH GAPS, INBD ELEVON = -10 DEG.
 (A)MACH = .26

DATA SET SYMBOL	CONFIGURATION DESCRIPTION
(BF6025)	DA118 B26C9M7F8V116E43V8RSX9
(BF6043)	DA118 B26C9M7F8V116E43V8RSX9

ELE-L0	ELE-L1	ELE-R1	ELE-R0	REFERENCE INFORMATION	
-10.000	-10.000	-10.000	-10.000	SREF	4.4119 SO.FT.
.000	-10.000	-10.000	.000	LREF	19.2299 INCHES
				BREF	37.9358 INCHES
				XMRP	43.5974 INCHES
				YMRP	.0000 INCHES
				ZMRP	15.1875 INCHES
				SCALE	.0405 SCALE

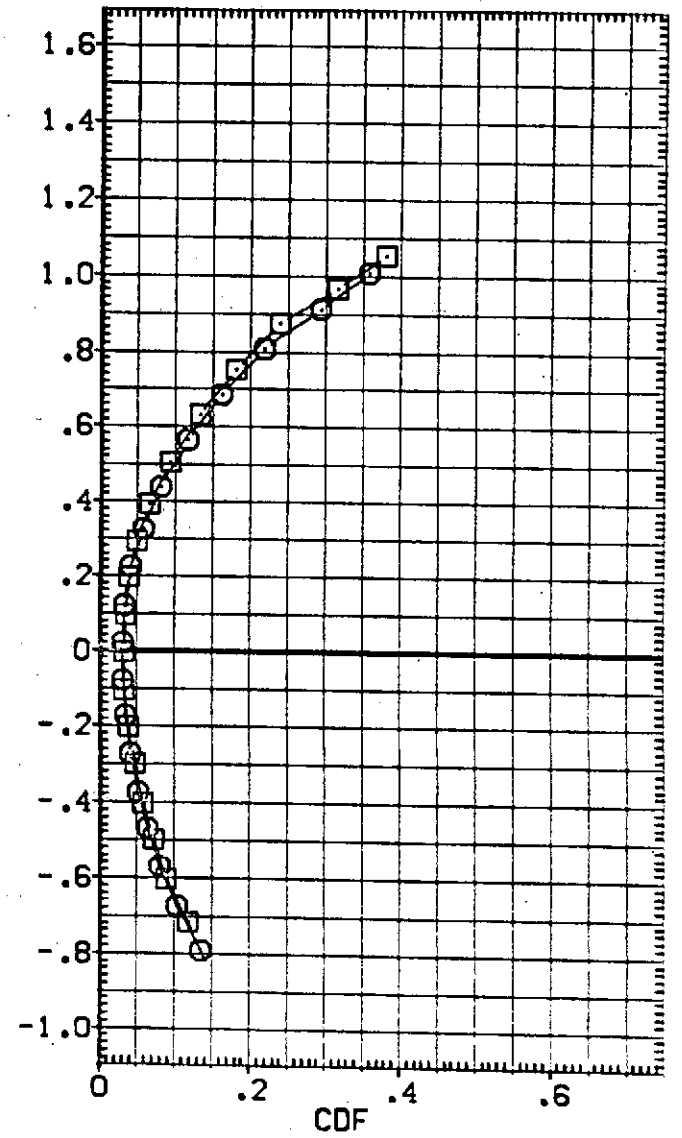
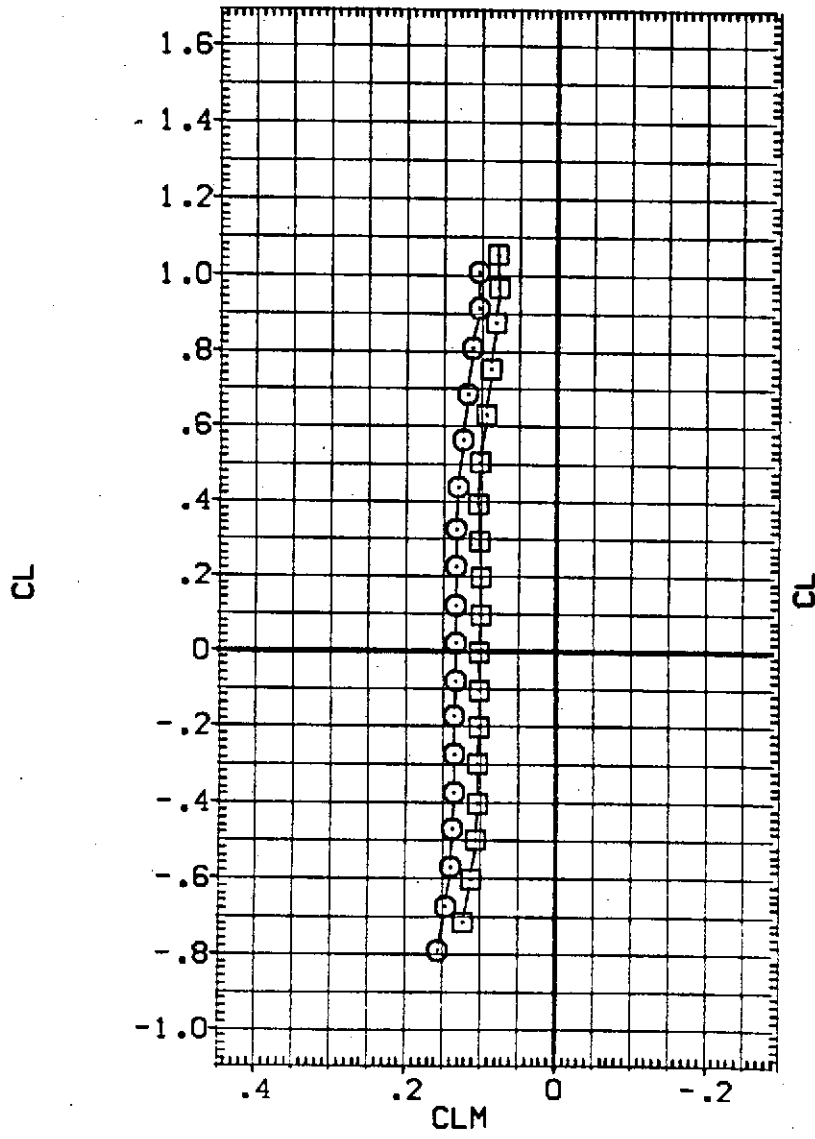


FIG 20 OUTBOARD ELEVON EFFECTIVENESS, SIX INCH GAPS, INBD ELEVON = -10 DEG.
 (A) MACH = .26

DATA SET SYMBOL	CONFIGURATION DESCRIPTION
(BF6025) ○	0A118 B26C9M7F8V1 6E43VBR5X9
(BF6043) □	0A118 B26C9M7F8V1 6E43VBR5X9

ELE-L0	ELE-L1	ELE-R1	ELE-R0	REFERENCE INFORMATION	
-10.000	-10.000	-10.000	-10.000	SREF	4.4119 50.FT.
.000	-10.000	-10.000	.000	LREF	19.2799 INCHES
				BREF	37.9359 INCHES
				XMRP	43.5974 INCHES
				YMRP	.0000 INCHES
				ZMRP	15.1875 INCHES
				SCALE	.0405 SCALE

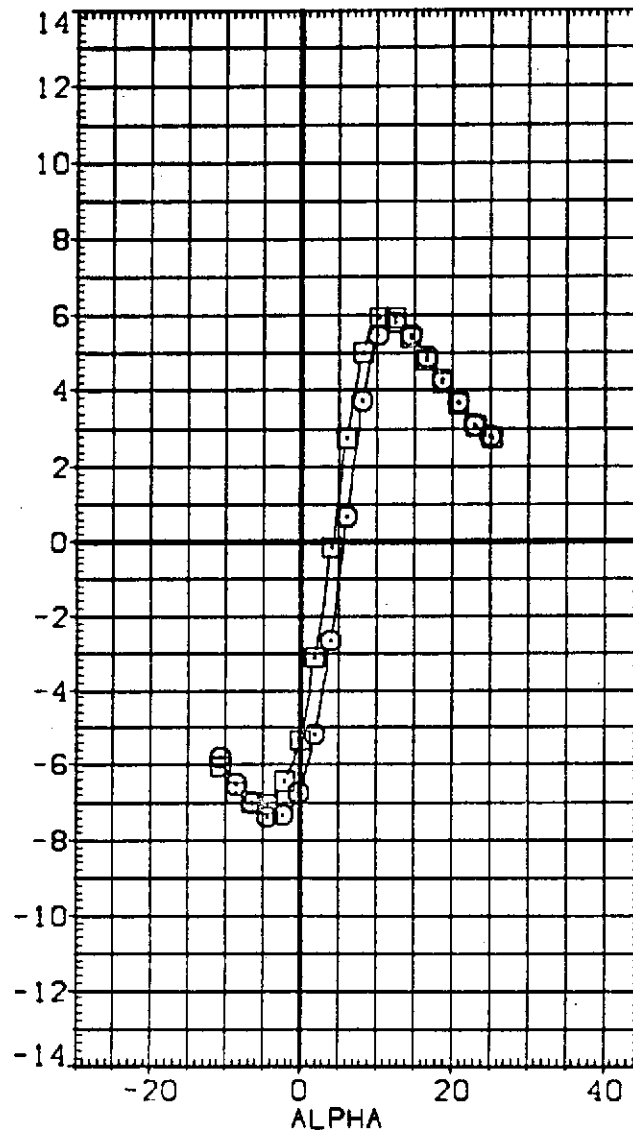
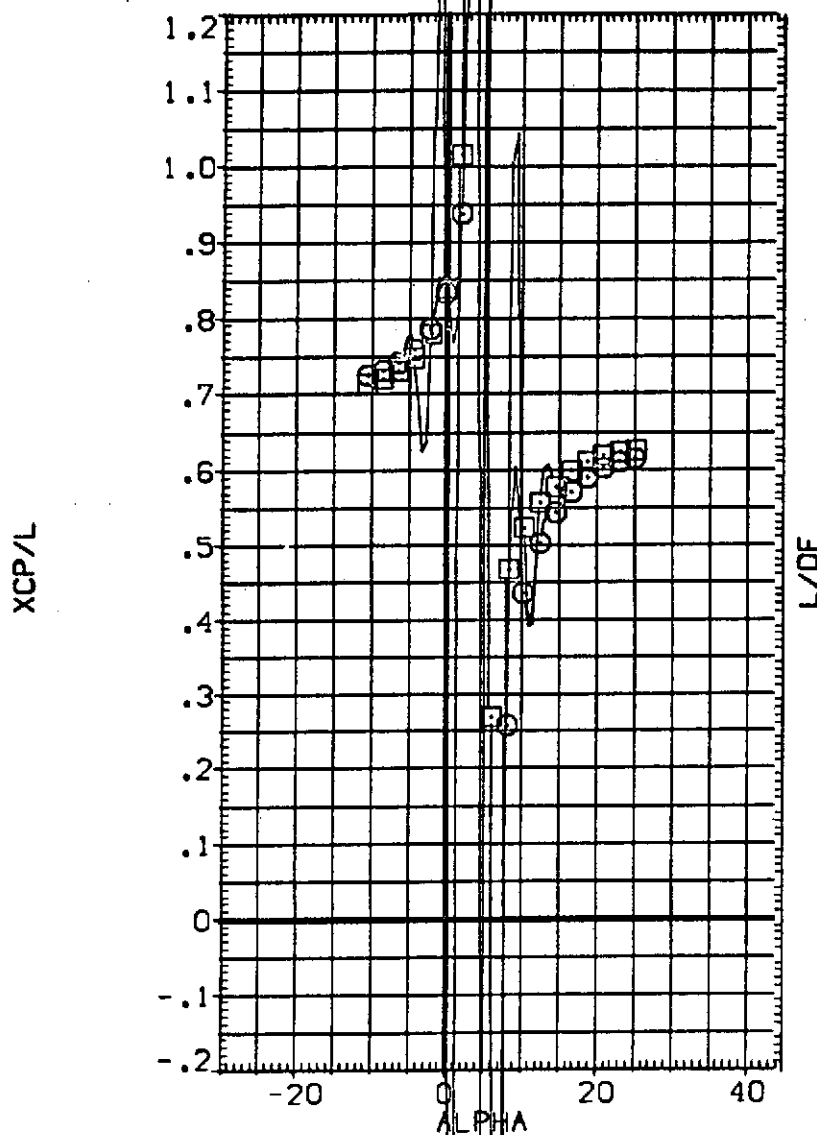


FIG 20 OUTBOARD ELEVON EFFECTIVENESS, SIX INCH GAPS, INBD ELEVON = -10 DEG.
 (A) MACH = .26

0A118 B26C9M7F8W116E43V8R5X9

(GF6025)

SYMBOL
 ○
 □
 ◇
 △
 ▽

ALPHA	MACH	PARAMETRIC VALUES			
-10.000		.260	ELE-LI	-10.000	DATASET
-8.000	ELE-L0	-10.000	ELE-RI	-10.000	GF6025
-6.000	ELE-R0	-10.000	SPDRK	25.000	
-4.000	BDFLAP	-12.000	RUDDER	.000	
-2.000	AIL-08	.000	BETA	.000	

DATA SOURCE

ELE-08	DATASET	ELE-08
-10.000	GF6043	.000

REFERENCE INFORMATION

		SO.FT.
SREF	4.4119	INCHES
LREF	19.2299	INCHES
BREF	37.9359	INCHES
XMRP	43.5974	INCHES
YMRP	.0000	INCHES
ZMRP	15.1875	INCHES
SCALE	.0405	SCALE

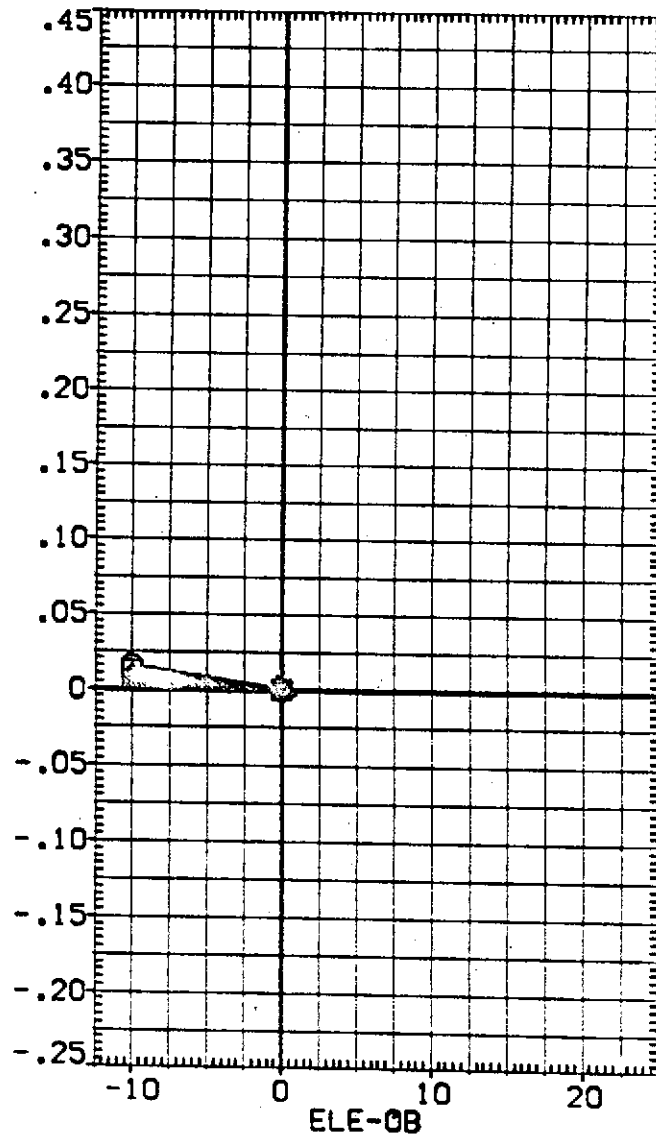
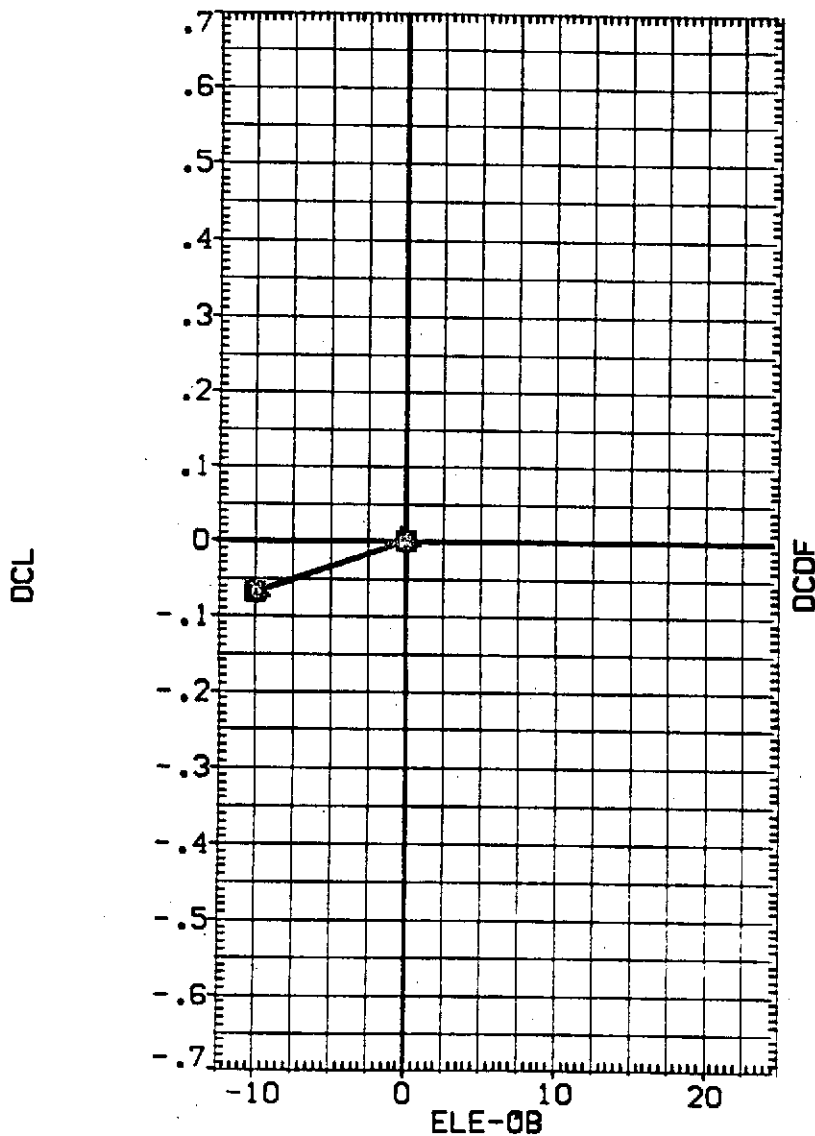


FIG 20 OUTBOARD ELEVON EFFECTIVENESS, SIX INCH GAPS, INBD ELEVON = -10 DEG.

SYMBOL
 ○
 □
 ◇
 ▲
 ▼

ALPHA	PARAMETRIC VALUES			
.000	MACH	.260	ELE-LI	-10.000
2.000	ELE-L0	-10.000	ELE-RI	-10.000
4.000	ELE-R0	-10.000	SPDRK	25.000
6.000	BOFLAP	-12.000	RUDDER	.000
8.000	AIL-08	.000	BETA	.000

DATA SOURCE			REFERENCE INFORMATION		
ELE-08	DATASET	ELE-08	SREF	4.4119	50.FT.
-10.000	GF6043	.000	LREF	19.2299	INCHES
			BREF	37.9359	INCHES
			XMRP	43.5974	INCHES
			YMRP	.0000	INCHES
			ZMRP	15.1875	INCHES
			SCALE	.0405	SCALE

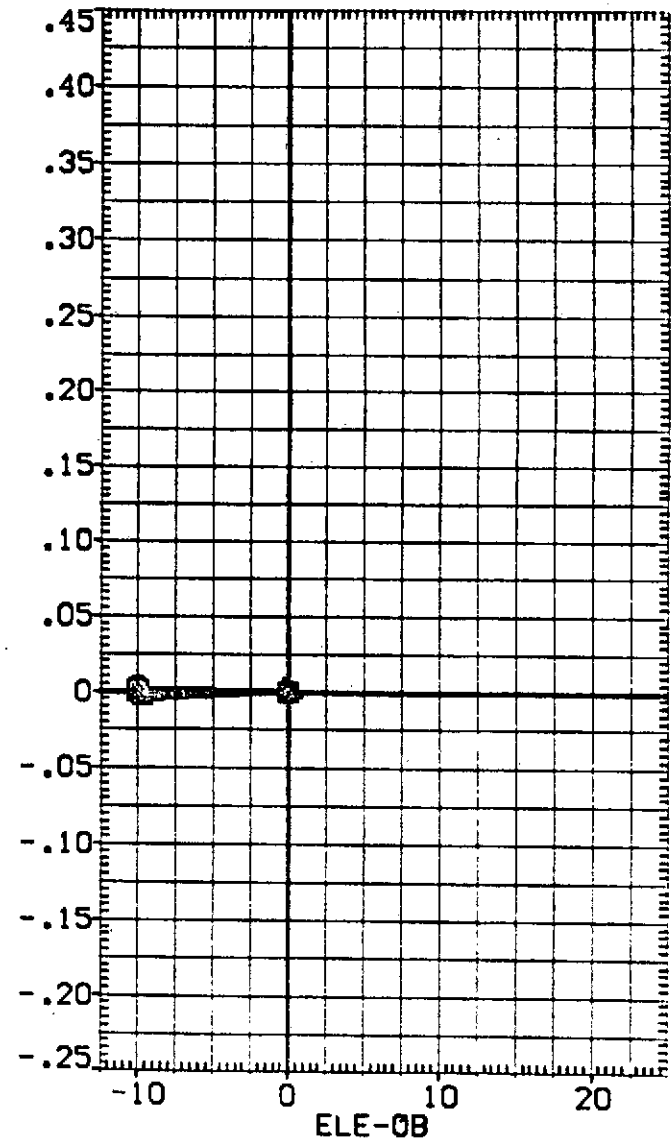
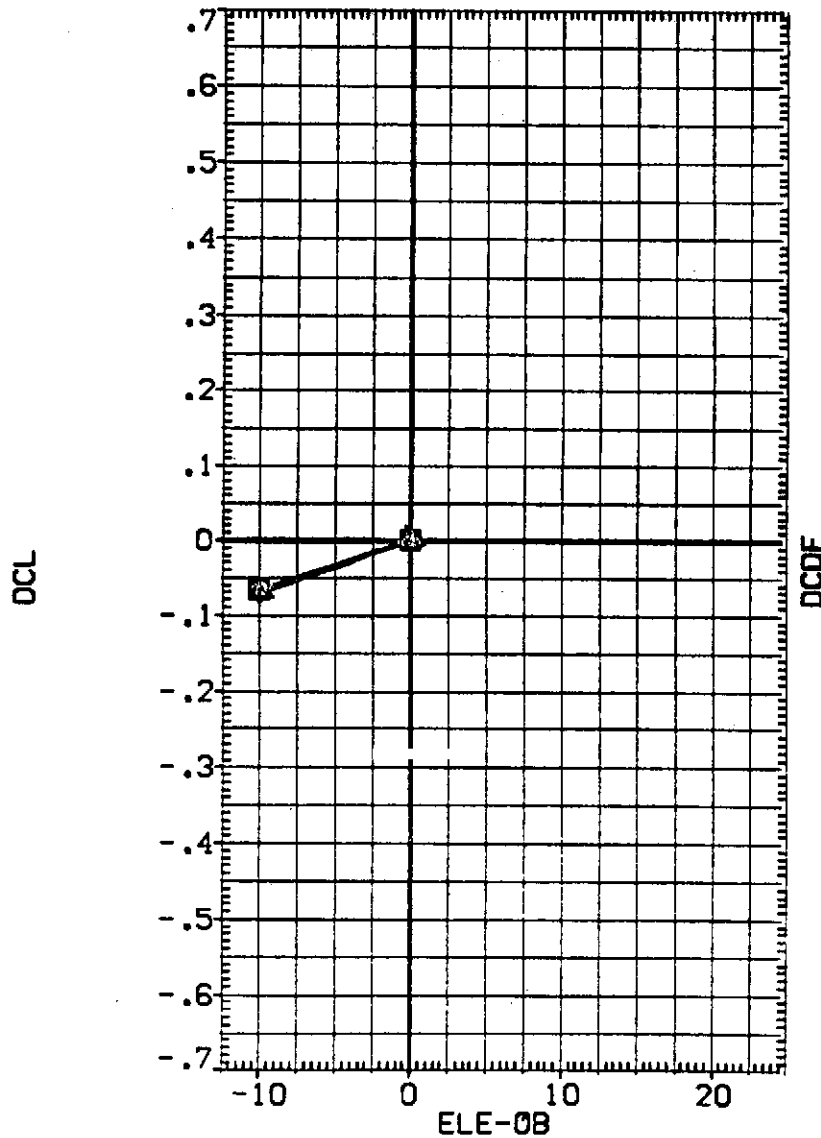


FIG 20 OUTBOARD ELEVON EFFECTIVENESS, SIX INCH GAPS, INBD ELEVON = -10 DEG.

SYMBOL
 ○
 □
 ◇
 △
 ▽

ALPHA	MACH	PARAMETRIC VALUES			
10.000		.260	ELE-LI	-10.000	DATASET
12.000	ELE-LO	-10.000	ELE-RI	-10.000	GF6025
14.000	ELE-RO	-10.000	SPOBRK	25.000	
16.000	BOFLAP	-12.000	RUDDER	.000	
18.000	AIL-OB	.000	BETA	.000	

DATA SOURCE			REFERENCE INFORMATION		
ELE-OB	DATASET	ELE-OB	SREF	4.4119	SO.FT.
-10.000	GF6043	.000	LREF	19.2299	INCHES
			BREF	37.9359	INCHES
			XMRP	43.5974	INCHES
			YMRP	.0000	INCHES
			ZMRP	15.1875	INCHES
			SCALE	.0405	SCALE

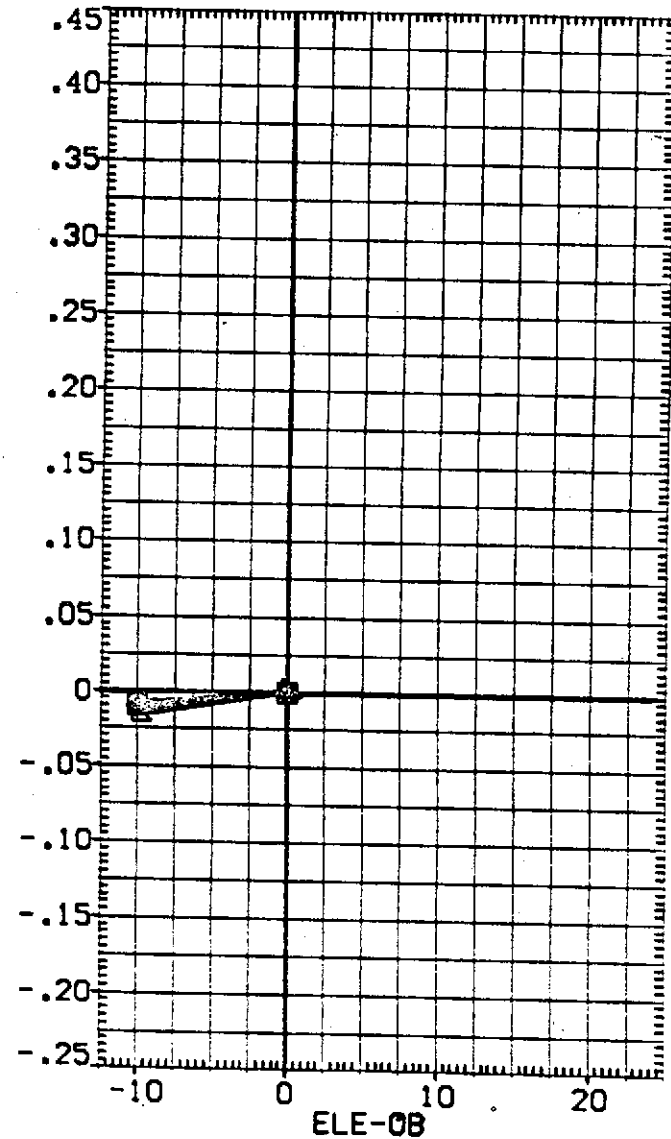
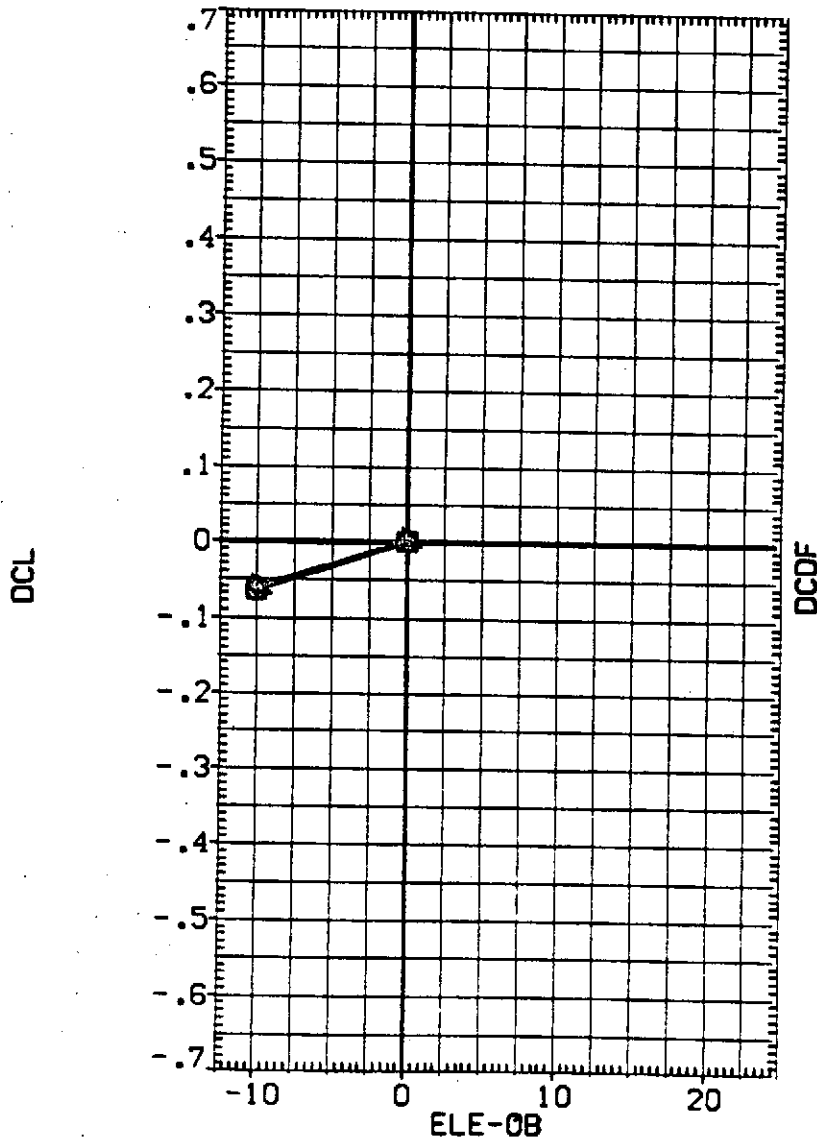


FIG 20 OUTBOARD ELEVON EFFECTIVENESS, SIX INCH GAPS, INBD ELEVON = -10 DEG.

SYMBOL
○
□
◇
△

ALPHA	MACH	PARAMETRIC VALUES				DATASET
20.000	.260	ELE-LI	-10.000	ELE-RI	-10.000	GF6025
22.000	ELE-LO	-10.000	ELE-RI	-10.000		
24.000	ELE-RO	-10.000	SPOBRK	25.000		
25.000	BOFLAP	-12.000	RUDDER	.000		
	AIL-OB	.000	BETA	.000		

DATA SOURCE

ELE-OB	DATASET	ELE-OB
-10.000	GF6043	.000

REFERENCE INFORMATION

SREF	SO.FT.
4.4119	INCHES
19.2299	INCHES
37.9359	INCHES
43.5974	INCHES
.0000	INCHES
15.1875	INCHES
.0405	SCALE

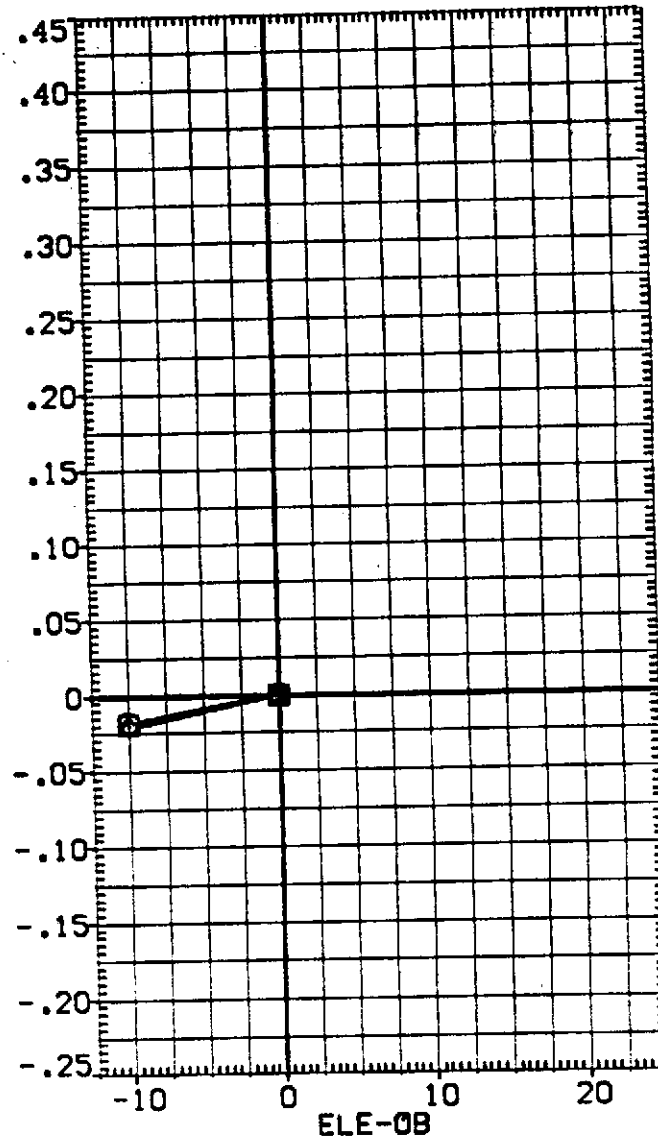
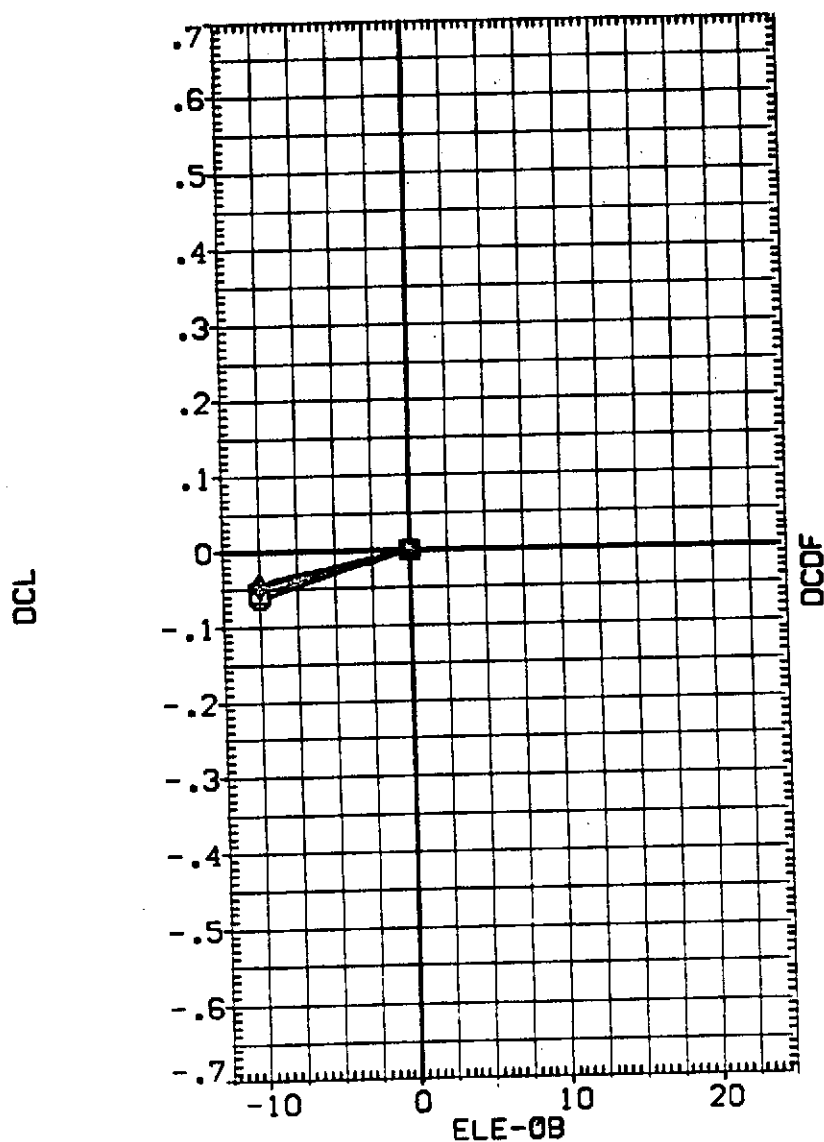


FIG 20 OUTBOARD ELEVON EFFECTIVENESS, SIX INCH GAPS, INBD ELEVON = -10 DEG.

0A118 B26C9M7F8W116E43V8R5X9

(GF6025)

SYMBOL	ALPHA	PARAMETRIC VALUES				DATA SOURCE			REFERENCE INFORMATION		
○	-10.000	MACH	.260	ELE-L1	-10.000	DATASET	ELE-OB	SREF	4.4119	SO. FT.	
□	-8.000	ELE-LB	-10.000	ELE-RI	-10.000	GF6025	-10.000	LREF	19.2299	INCHES	
◇	-6.000	ELE-RO	-10.000	SPDBRK	25.000		GF6043	BREF	37.9359	INCHES	
△	-4.000	BOFLAP	-12.000	RUDDER	.000		.000	XMRP	43.5974	INCHES	
▽	-2.000	AIL-OB	.000	BETA	.000			YMRP	.0000	INCHES	
								ZMRP	15.1875	INCHES	
								SCALE	.0405	SCALE	

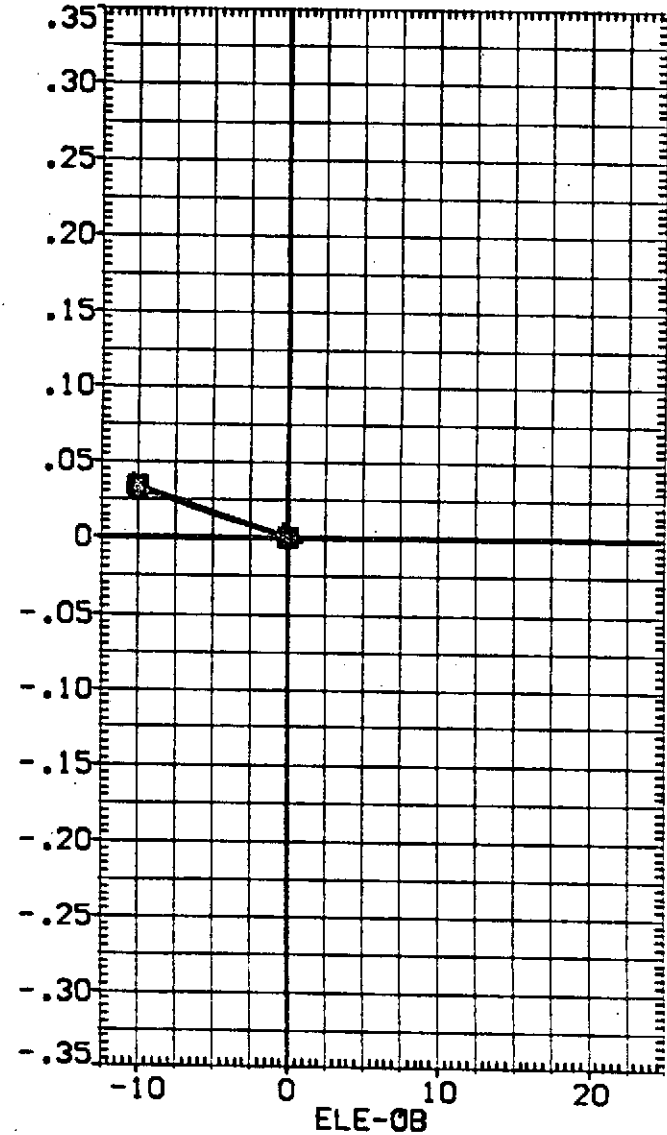
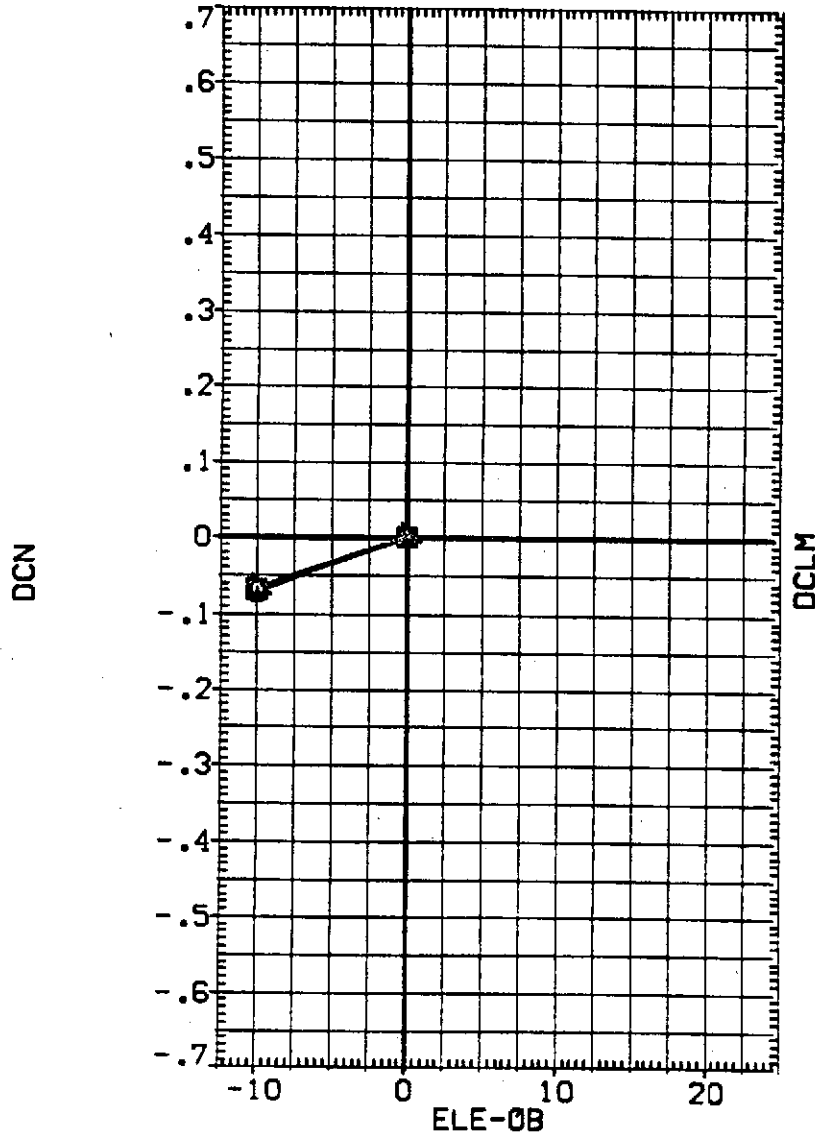


FIG 20 OUTBOARD ELEVON EFFECTIVENESS, SIX INCH GAPS, INBD ELEVON = -10 DEG.

SYMBOL	ALPHA	PARAMETRIC VALUES				DATA SOURCE			REFERENCE INFORMATION		
		MACH	ELE-LI	ELE-RI	SPDBRK	ELE-OB	DATASET	ELE-OB	SREF	INCHES	
○	.000	.260	-10.000	-10.000	25.000	ELE-OB	GF6043	.000	4.4119	SQ.FT.	
□	2.000	-10.000	-10.000	-10.000	.000	ELE-OB	GF6043	.000	19.2299	INCHES	
◇	4.000	-10.000	-10.000	-10.000	.000	ELE-OB	GF6043	.000	37.9359	INCHES	
△	6.000	-12.000	-10.000	-10.000	.000	ELE-OB	GF6043	.000	43.5974	INCHES	
▽	8.000	.000	.000	.000	.000	ELE-OB	GF6043	.000	15.1875	INCHES	
									.0405	SCALE	

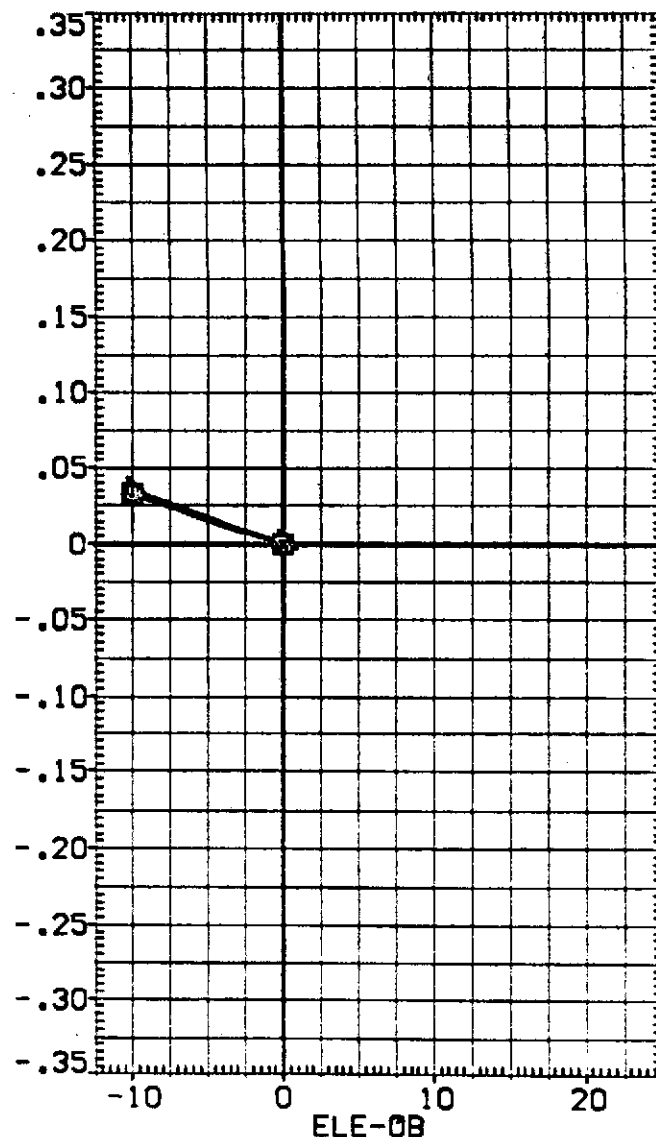
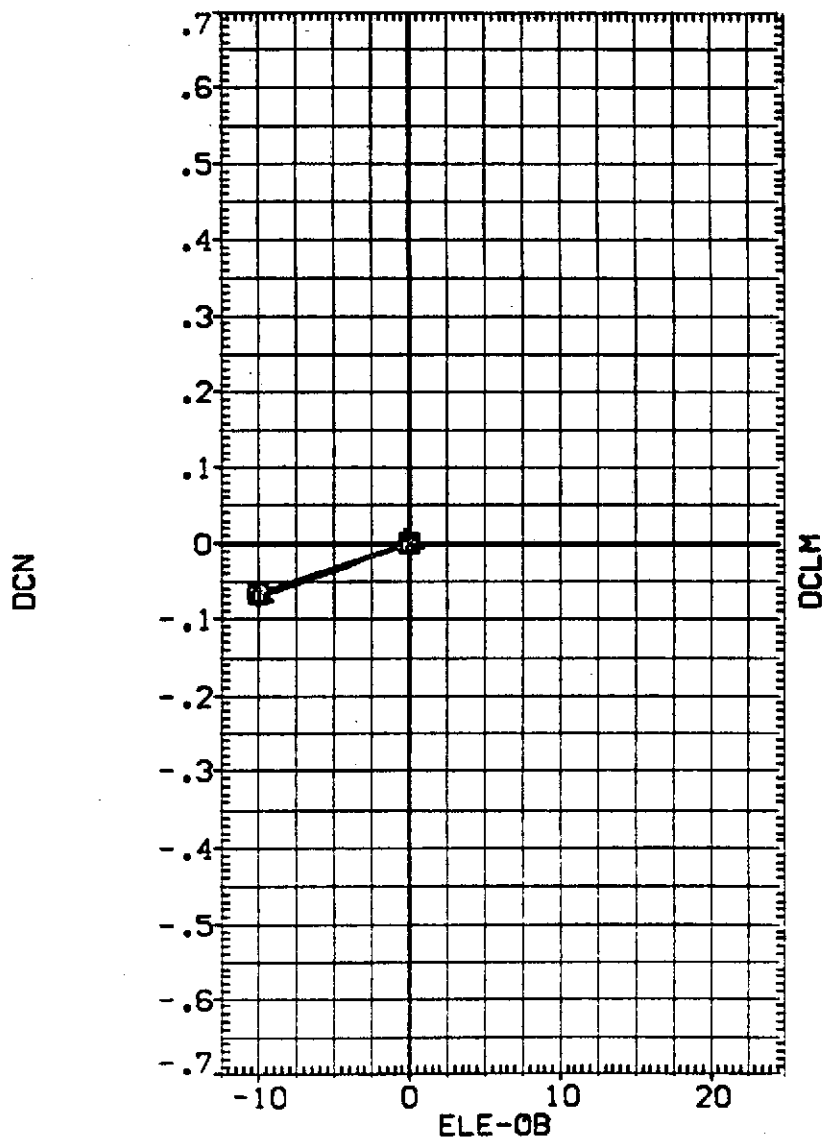


FIG 20 OUTBOARD ELEVON EFFECTIVENESS, SIX INCH GAPS, INBD ELEVON = -10 DEG.

0A118 B26C9M7F8W116E43V8R5X9

(GF6025)

SYMBOL
 ○
 □
 ◇
 ▲
 ▼

ALPHA	MACH	PARAMETRIC VALUES			
10.000		.260	ELE-LI	-10.000	DATASET
12.000	ELE-L0	-10.000	ELE-RI	-10.000	GF6025
14.000	ELE-R0	-10.000	SPOBRK	25.000	
16.000	BOFLAP	-12.000	RUDDER	.000	
18.000	AIL-08	.000	BETA	.000	

DATA SOURCE		
ELE-08	DATASET	ELE-08
-10.000	GF6043	.000

REFERENCE INFORMATION		
SREF	4.4119	50. FT.
LREF	19.2299	INCHES
BREF	37.9359	INCHES
XMRP	43.5974	INCHES
YMRP	.0000	INCHES
ZMRP	15.1875	INCHES
SCALE	.0405	SCALE

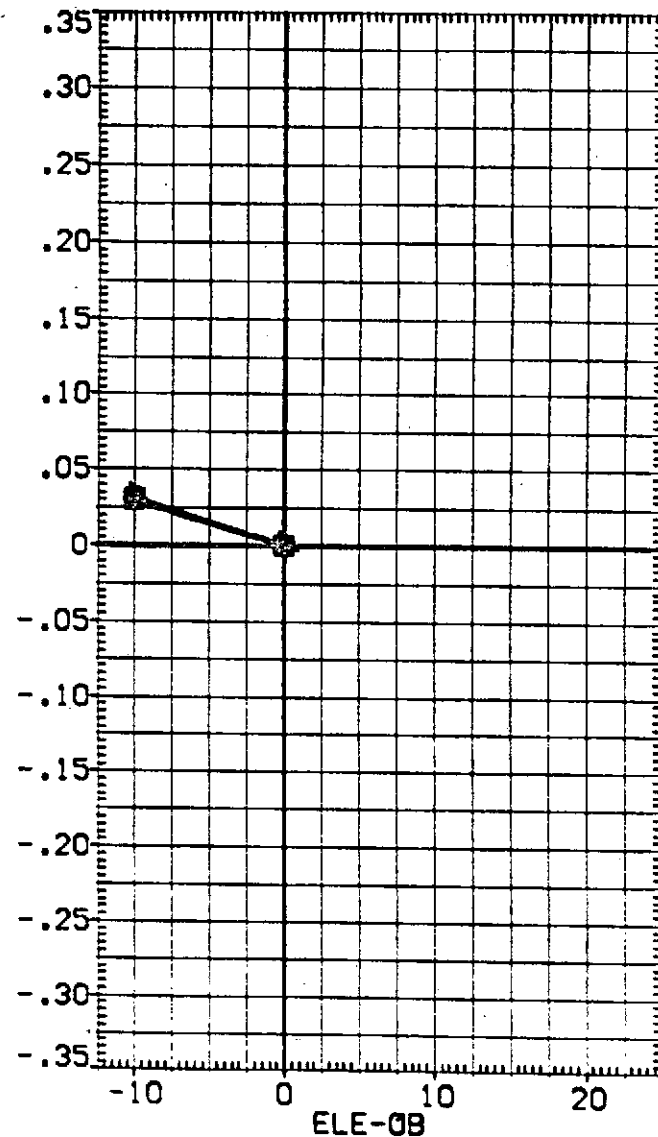
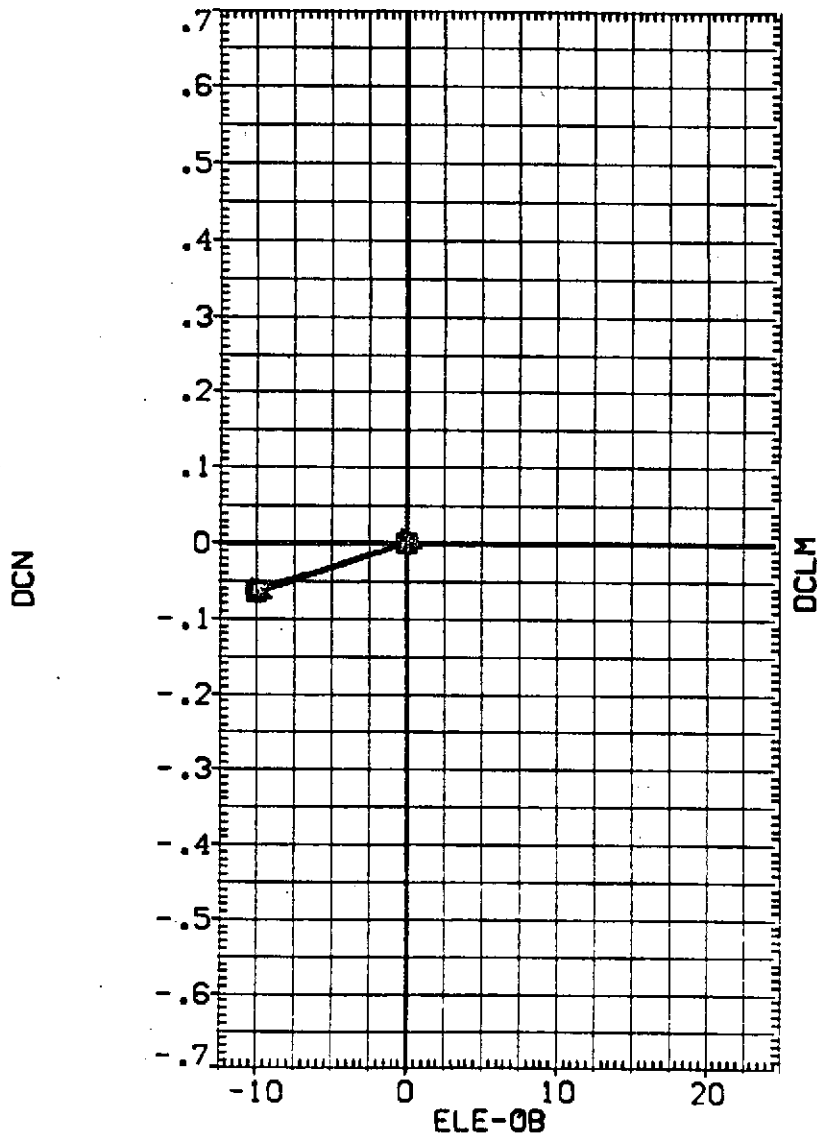


FIG 20 OUTBOARD ELEVON EFFECTIVENESS, SIX INCH GAPS, INBD ELEVON = -10 DEG.

SYMBOL	ALPHA		PARAMETRIC VALUES			DATA SOURCE			REFERENCE INFORMATION		
	20.000	MACH	.260	ELE-LI	-10.000	DATASET	ELE-OB	SREF	4.4119	SO.FT.	
○	22.000	ELE-LG	-10.000	ELE-RI	-10.000	GF6025	-10.000	LREF	19.2299	INCHES	
□	24.000	ELE-RO	-10.000	SPOBRK	25.000		GF6043	BREF	37.9359	INCHES	
◇	25.000	BOFLAP	-12.000	RUDDER	.000			XMRP	43.5974	INCHES	
△		AIL-OB	.000	BETA	.000			YMRP	.0000	INCHES	
								ZMRP	15.1875	INCHES	
								SCALE	.0405	SCALE	

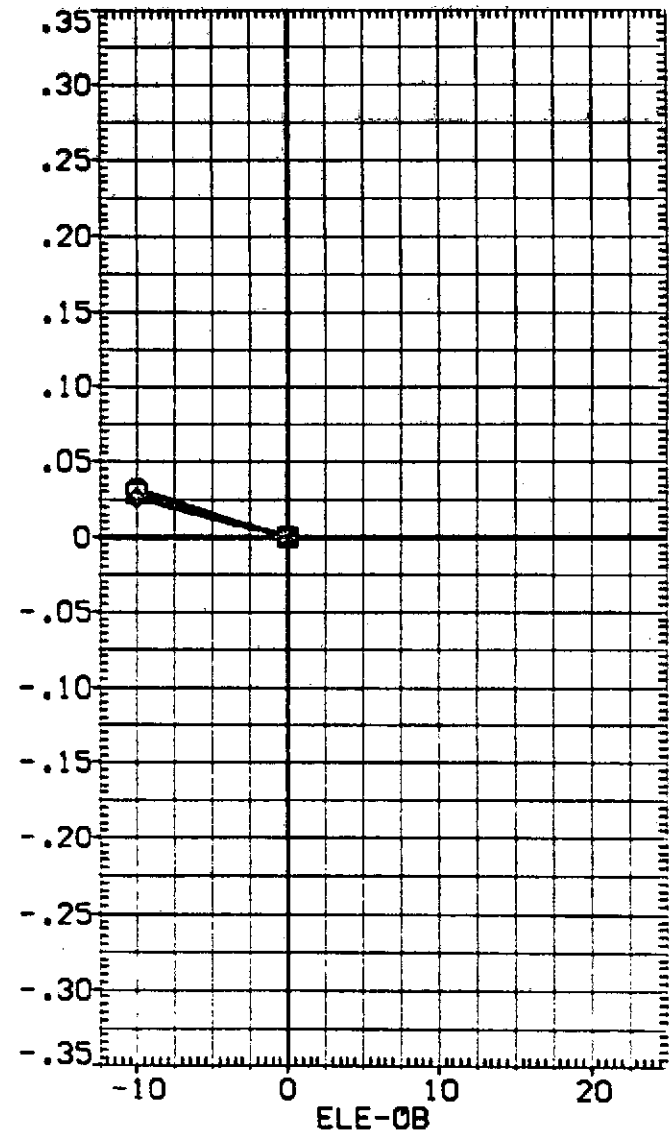
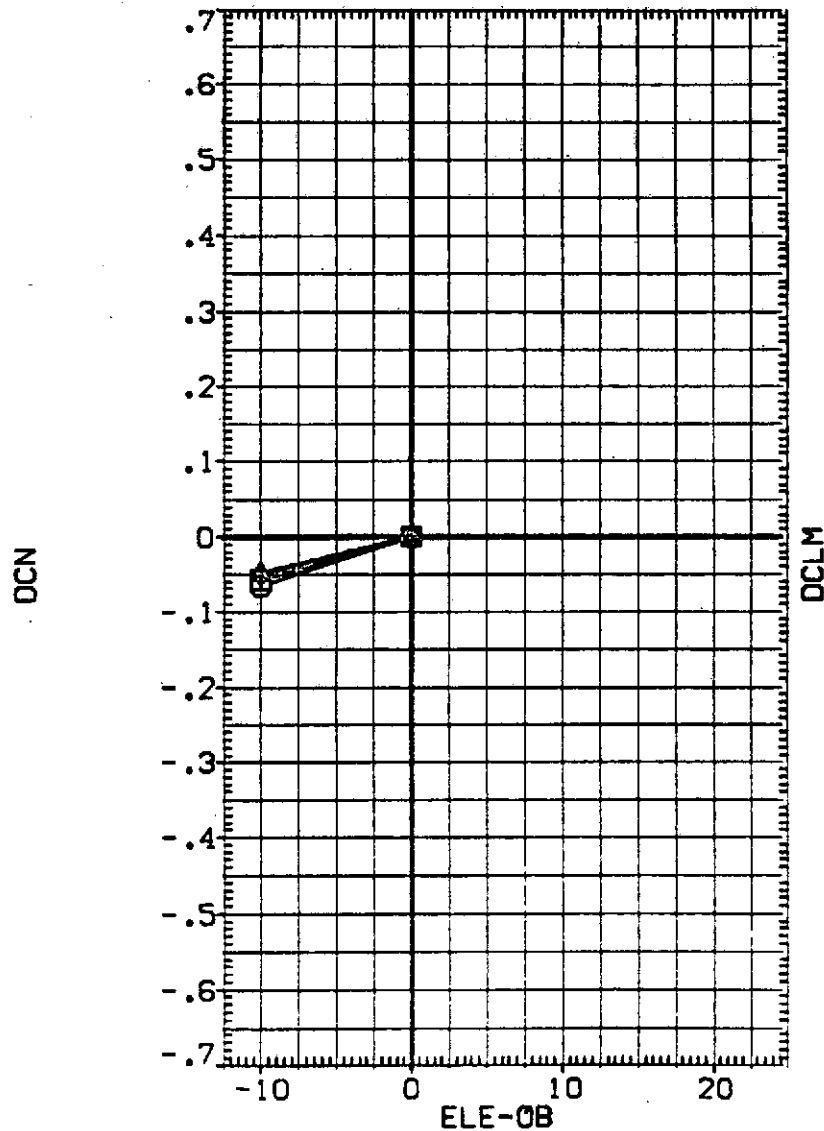


FIG 20 OUTBOARD ELEVON EFFECTIVENESS, SIX INCH GAPS, INBD ELEVON = -10 DEG.

DATA SET SYMBOL	CONFIGURATION DESCRIPTION
{ RF6043 }	□ OA118 B26C9M7FBV116E43VBR5X9
{ RF6042 }	○ OA118 B26C9M7FBV116E43VBR5X9

ELE-LO	ELE-LI	ELE-RI	ELE-RO	REFERENCE INFORMATION
.000	-10.000	-10.000	.000	SREF 4.4119 SQ.FT.
10.000	-10.000	-10.000	-10.000	LREF 19.2299 INCHES
				BREF 37.9359 INCHES
				XMRP 43.5974 INCHES
				YMRP .0000 INCHES
				ZMRP 15.1875 INCHES
				SCALE .0405 SCALE

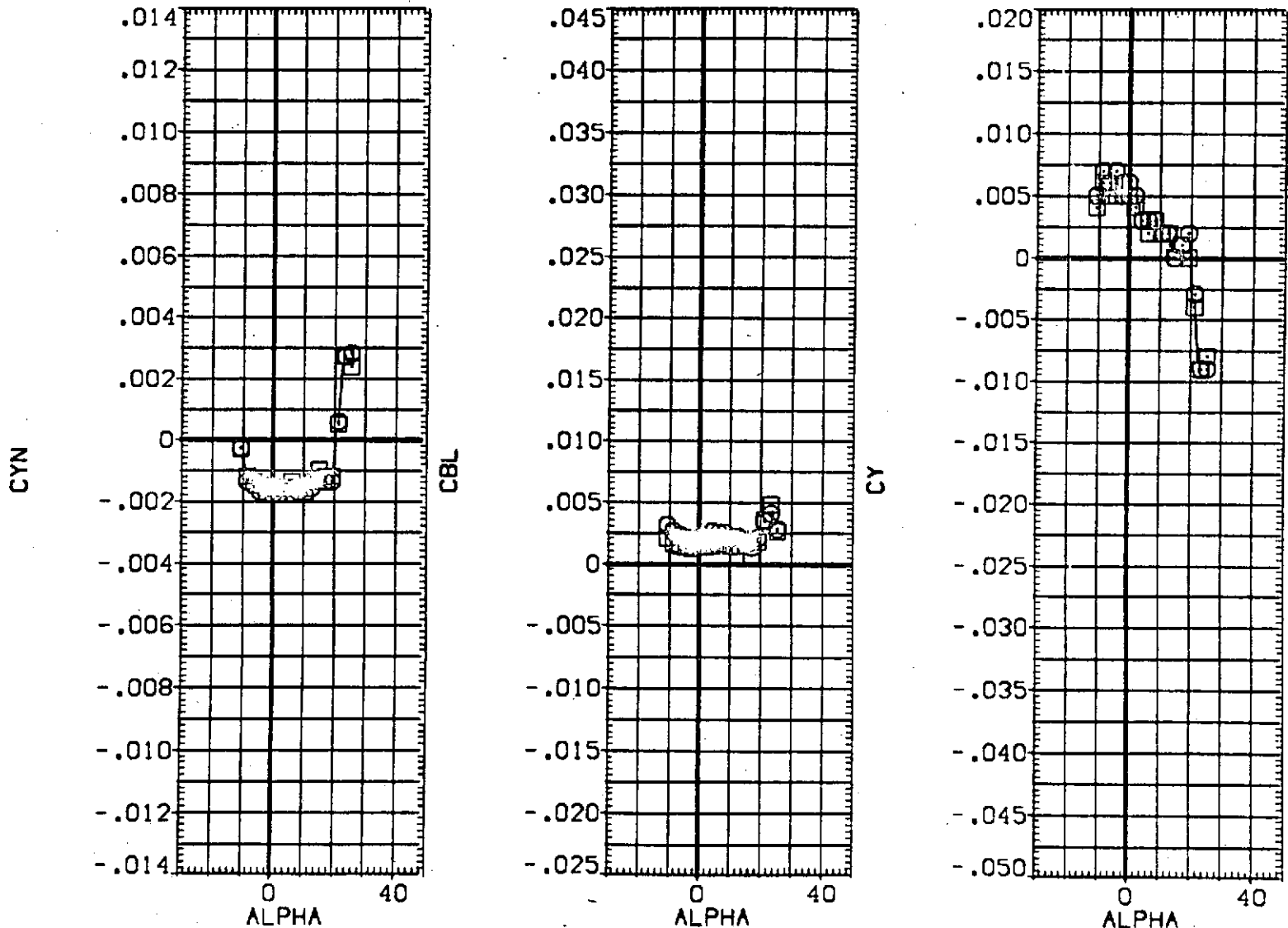


FIG 21 OUTBOARD AILERON EFFECTIVENESS, SIX INCH GAPS, INBD ELEVON = -10 DEG.
 (A)MACH = .26

SYMBOL	ALPHA	PARAMETRIC VALUES			DATA SOURCE			REFERENCE INFORMATION				
○	-10.000	MACH	.260	ELE-LI	-10.000	DATASET	AIL-08	DATASET	AIL-08	SREF	4.4119	50.FT.
□	-8.000	ELE-LO	.000	ELE-RI	-10.000	GF6043	.000	GF6042	10.000	LREF	19.2299	INCHES
◇	-6.000	ELE-RO	.000	SPDRK	25.000					BREF	37.9369	INCHES
△	-4.000	BDFLAP	-12.000	RUDDER	.000					XMRP	43.5974	INCHES
▽	-2.000	ELE-08	.000	BETA	.000					YMRP	.0000	INCHES
										ZMRP	15.1875	INCHES
										SCALE	.0405	SCALE

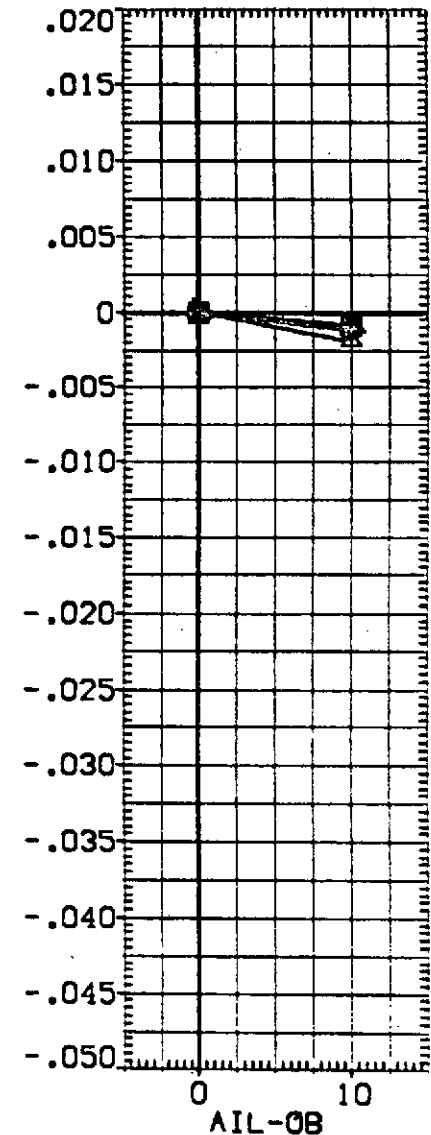
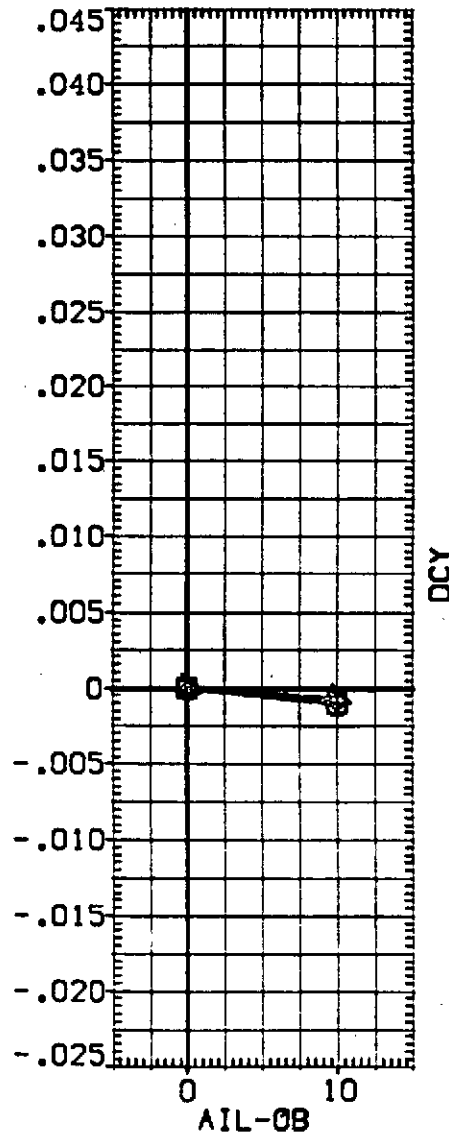
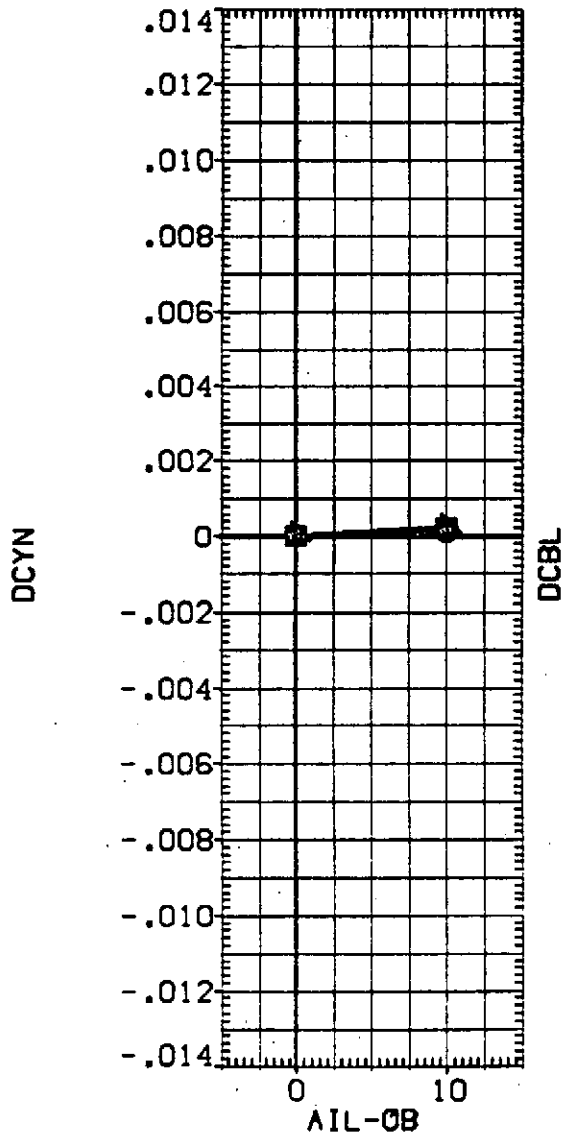


FIG 21 OUTBOARD AILRON EFFECTIVENESS, SIX INCH GAPS, INBD ELEVON = -10 DEG.

0A118 B26C9M7F8W116E43V8R5X9

(GF6043)

SYMBOL	ALPHA	PARAMETRIC VALUES			DATA SOURCE			REFERENCE INFORMATION		
		MACH	ELE-LI	ELE-RI	AIL-OB	AIL-OB	AIL-OB	SREF	SQ.FT.	
○	.000	.260	-10.000	-10.000	GF6043	.000	GF6042	10.000	4.4119	INCHES
□	2.000	.000	-10.000	-10.000	GF6043	.000	GF6042	10.000	19.2299	INCHES
◇	4.000	.000	25.000	25.000					37.9359	INCHES
△	6.000	-12.000	.000	.000					43.5974	INCHES
▽	8.000	.000	.000	.000					.0000	INCHES
									15.1875	INCHES
									.0405	SCALE

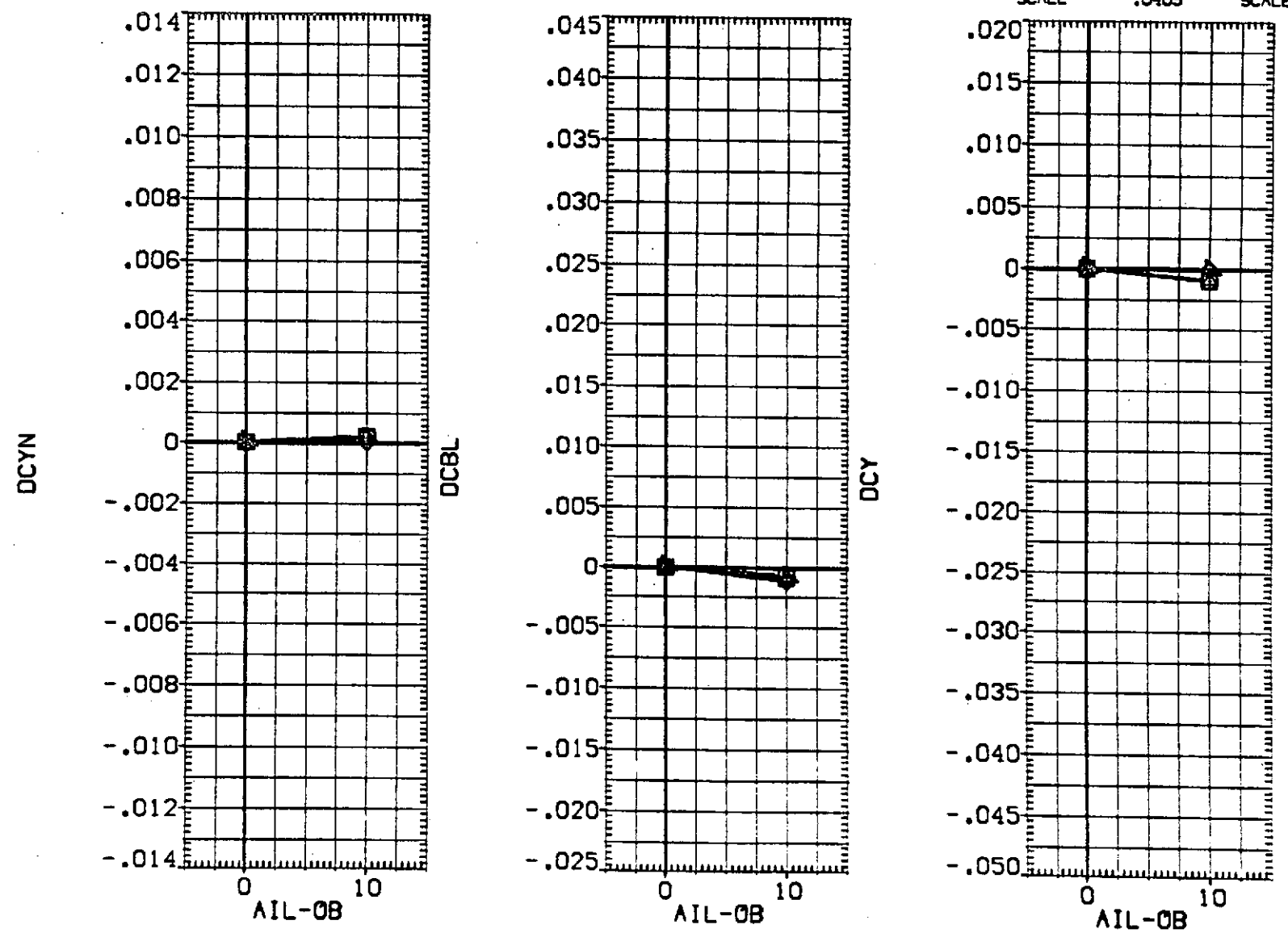


FIG 21 OUTBOARD AILERON EFFECTIVENESS, SIX INCH GAPS, INBD ELEVON = -10 DEG.
PAGE 155

SYMBOL	ALPHA	MACH	PARAMETRIC VALUES			DATA SOURCE			REFERENCE INFORMATION		
			ELE-LI	ELE-RI	SPDBRK	AIL-OB	DATASET	AIL-OB	SREF	SO.FT.	
○	10.000		.260	ELE-LI	-10.000	DATASET	AIL-OB	DATASET	AIL-OB	4.4119	SO.FT.
□	12.000		.000	ELE-RI	-10.000	GF6043	.000	GF6042	10.000	19.2299	INCHES
◇	14.000		.000	SPDBRK	25.000					37.9359	INCHES
△	16.000		-12.000	RUDDER	.000					43.5874	INCHES
▽	18.000		.000	BETA	.000					YMRP	INCHES
										ZMRP	INCHES
										SCALE	SCALE


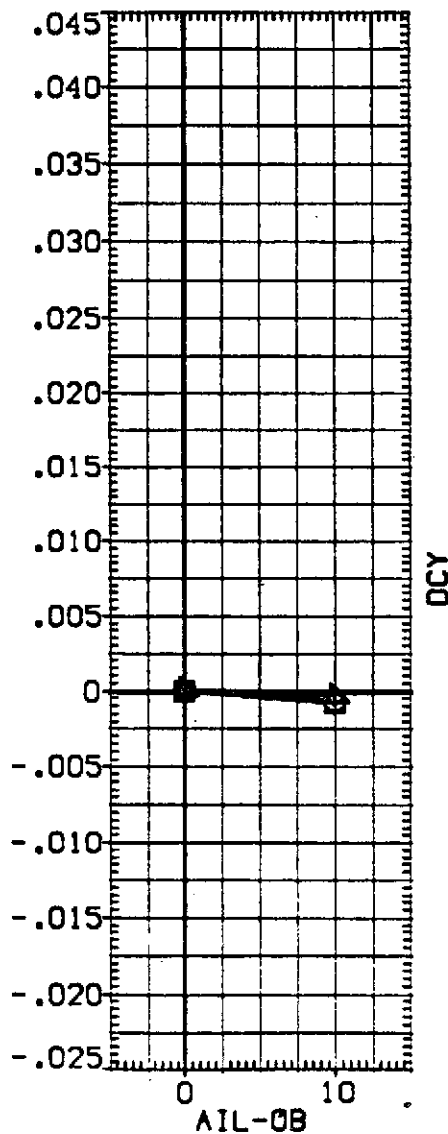
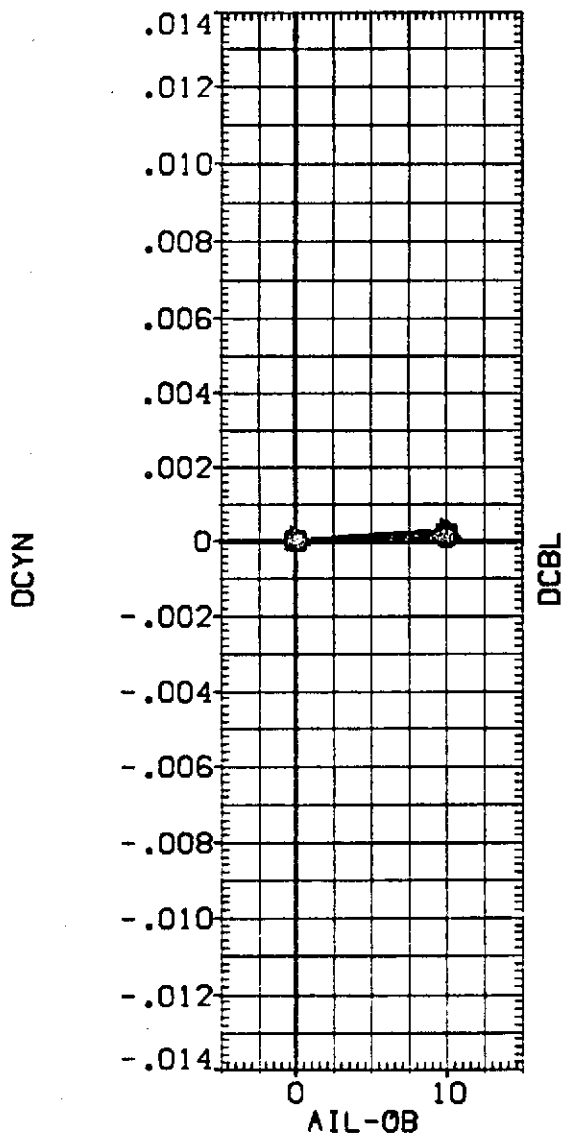


FIG 21 OUTBOARD AILRON EFFECTIVENESS, SIX INCH GAPS, INBD ELEVON = -10 DEG.

0A118 B26C9M7F8W116E43V8R5X9

(GF6043)

SYMBOL	ALPHA	PARAMETRIC VALUES				DATA SOURCE			REFERENCE INFORMATION																		
		MACH	ELE-LO	ELE-RO	ELE-OB	ELE-LI	ELE-RI	SPOBRK	RUDDER	BETA	DATASET	AIL-OB	DATASET	AIL-OB	SREF	LREF	BREF	XMRP	YMRP	ZMRP	SCALE	SG.FT.	INCHES	INCHES	INCHES	INCHES	SCALE
○	20.000		.260			-10.000					DATASET	AIL-OB	DATASET	AIL-OB	4.4119	19.2299	37.9359	43.5974	.0000	15.1875	.0405						
□	22.000		.000			-10.000					GF6043	.000	GF6042	10.000													
◇	24.000		.000			25.000																					
△	25.000		-12.000			.000																					

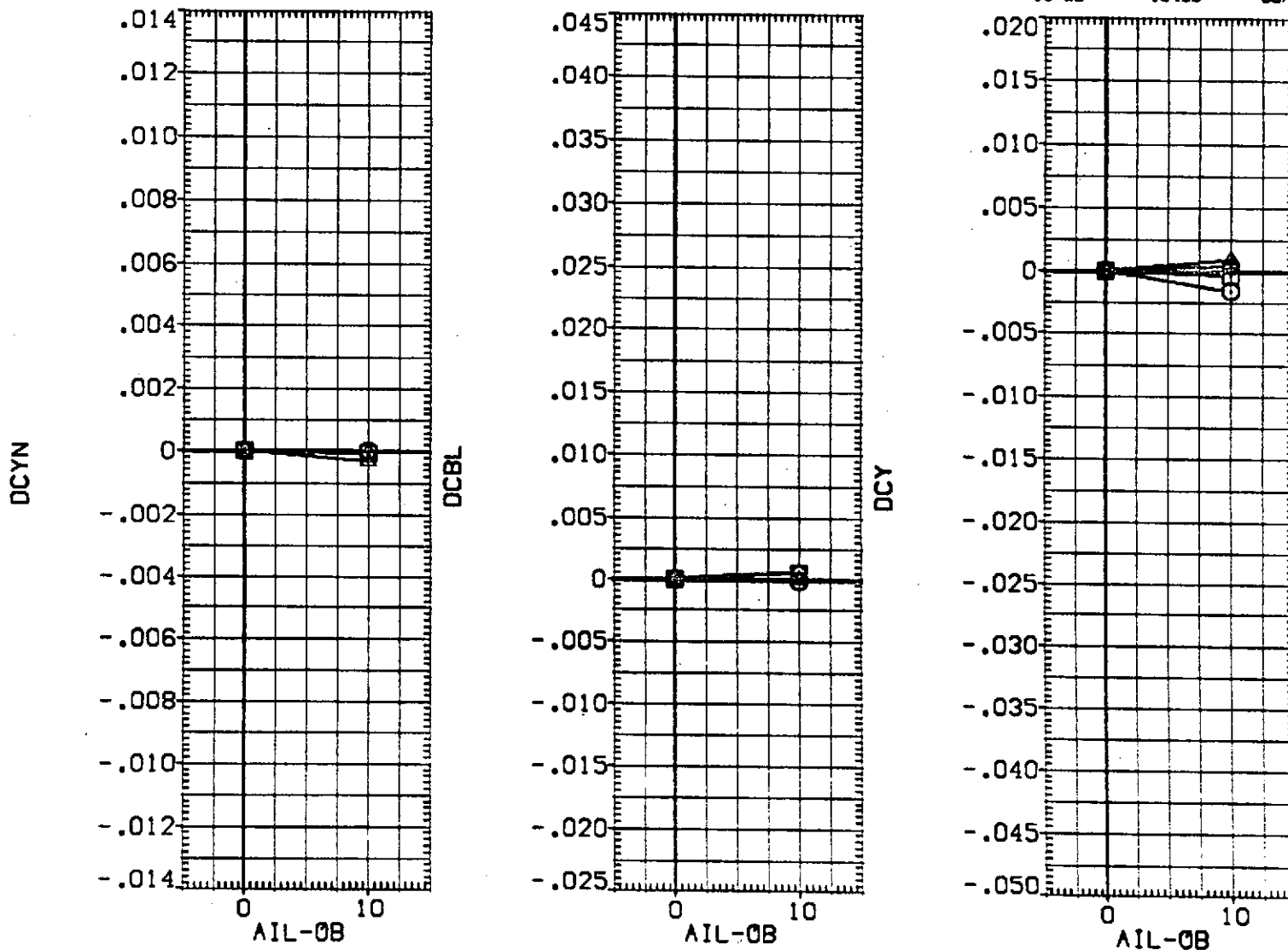


FIG 21 OUTBOARD AILERON EFFECTIVENESS, SIX INCH GAPS, INBD ELEVON = -10 DEG.

DATA SET SYMBOL	CONFIGURATION DESCRIPTION
(BF 6057)	CA118 B26C9M7F8V116E43V8R5X9
(BF 6021)	CA118 B26C9M7F8V116E43V8R5X9
(BF 6055)	CA118 B26C9M7F8V116E43V8R5X9

ELE-L0	ELE-L1	ELE-R1	ELE-R0	REFERENCE INFORMATION		
.000	10.000	10.000	.000	SREF	4.4119	50.FT.
10.000	10.000	10.000	10.000	LREF	19.2299	INCHES
20.000	10.000	10.000	20.000	BREF	37.9359	INCHES
				XMRP	43.5974	INCHES
				YMRP	.0000	INCHES
				ZMRP	15.1875	INCHES
				SCALE	.0405	SCALE

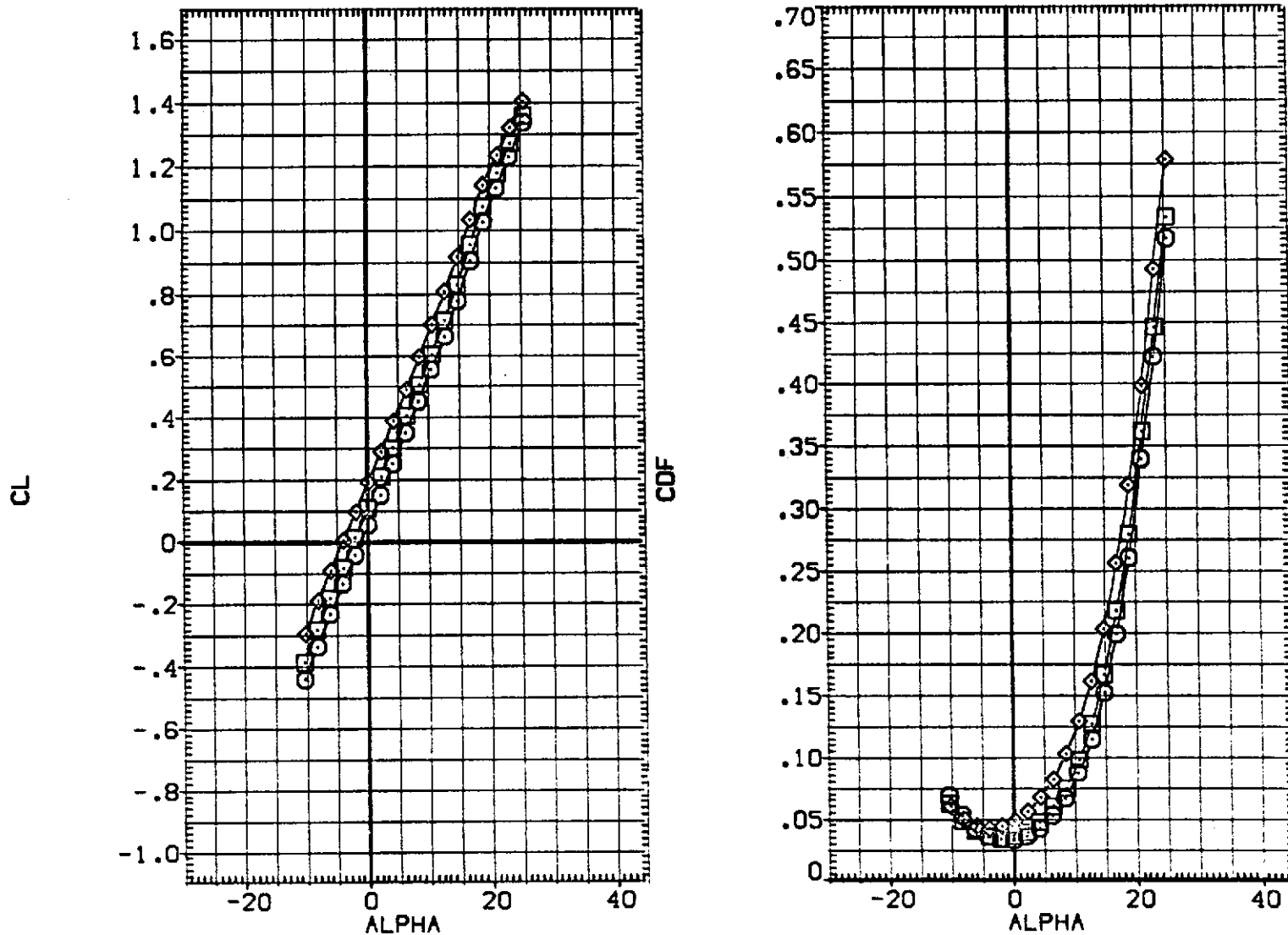


FIG 22 OUTBOARD ELEVON EFFECTIVENESS, SIX INCH GAPS, INBD ELEVON = 10 DEG.
 (A)MACH = .26

DATA SET SYMBOL	CONFIGURATION DESCRIPTION
(BF8037)	OA118 B26C9M7F8V116E43V8R5X9
(BF6021)	OA118 B26C9M7F8V116E43V8R5X9
(BF6055)	OA118 B26C9M7F8V116E43V8R5X9

ELE-LO	ELE-LI	ELE-RI	ELE-RO	REFERENCE INFORMATION		
.000	10.000	10.000	.000	SREF	4.4119	50. FT.
10.000	10.000	10.000	10.000	LREF	19.2299	INCHES
20.000	10.000	10.000	20.000	BREF	37.9359	INCHES
				XMRP	43.5974	INCHES
				YMRP	.0000	INCHES
				ZMRP	15.1875	INCHES
				SCALE	.0405	SCALE

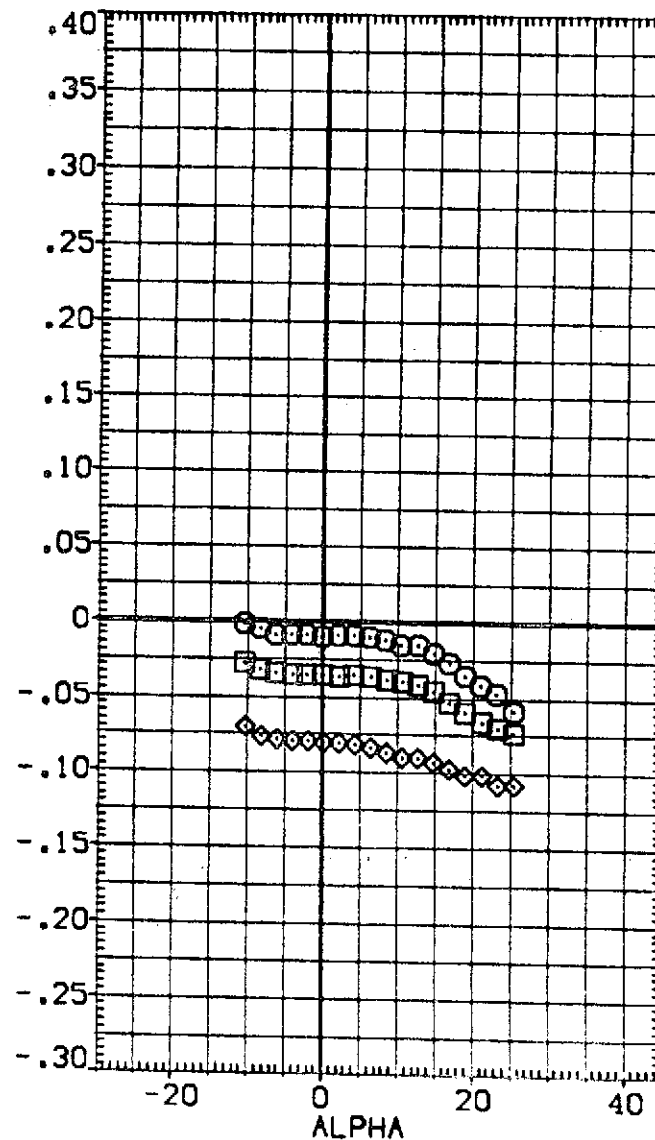
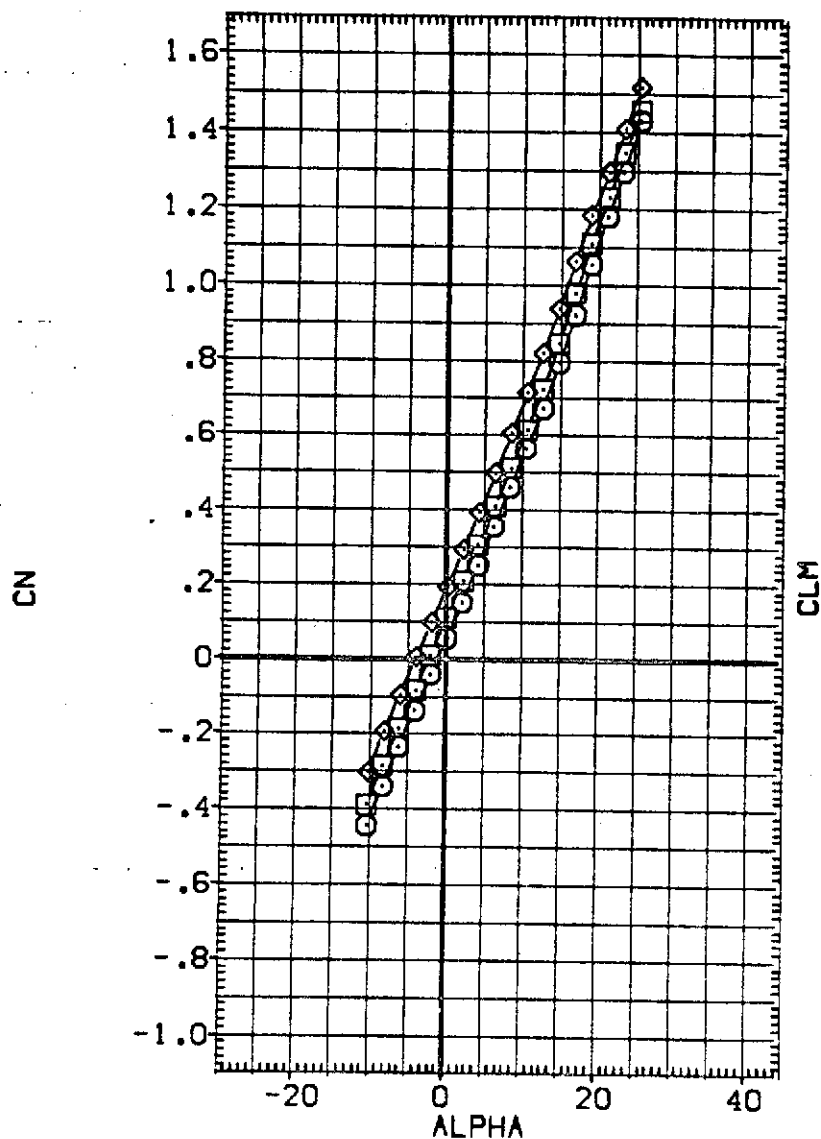


FIG 22 OUTBOARD ELEVON EFFECTIVENESS, SIX INCH GAPS, INBD ELEVON = 10 DEG.
 (A)MACH = .26

DATA SET SYMBOL	CONFIGURATION DESCRIPTION
(BF6057)	□ OA118 B26C9M7F8V11E43V8R5X9
(BF6021)	□ OA118 B26C9M7F8V11E43V8R5X9
(BF6055)	◇ OA118 B26C9M7F8V11E43V8R5X9

ELE-L0	ELE-L1	ELE-R1	ELE-R0	REFERENCE INFORMATION	
.000	10.000	10.000	.000	SREF	4.4119 SO.FT.
10.000	10.000	10.000	10.000	LREF	19.2299 INCHES
20.000	10.000	10.000	20.000	BREF	37.9359 INCHES
				XMRP	43.5974 INCHES
				YMRP	.0000 INCHES
				ZMRP	15.1875 INCHES
				SCALE	.0405 SCALE

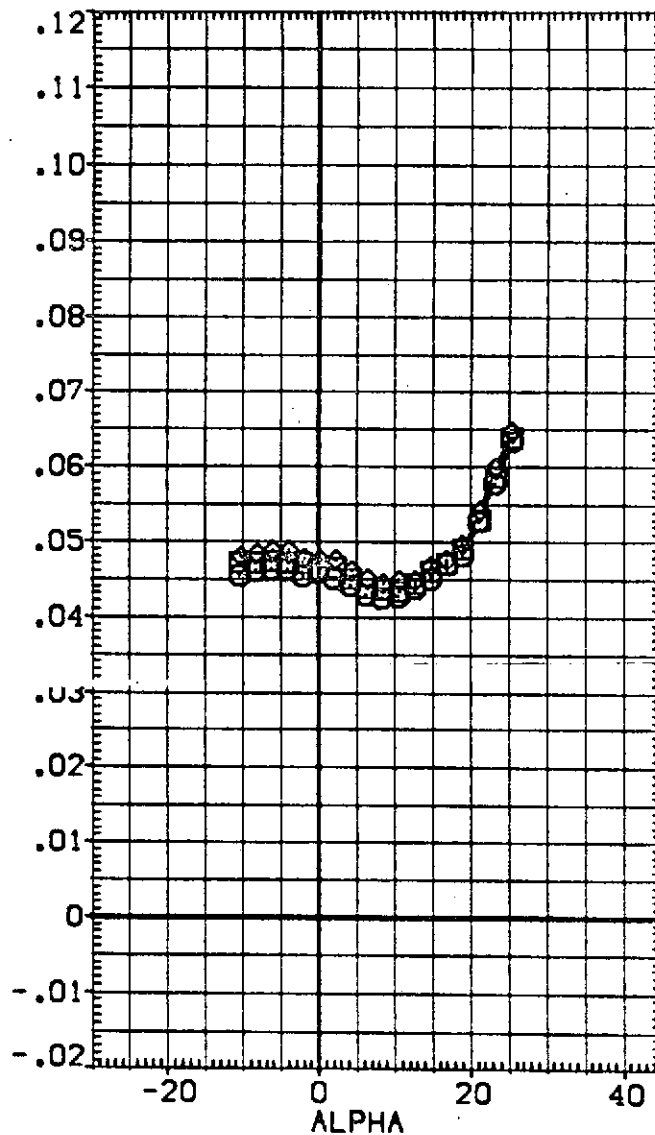
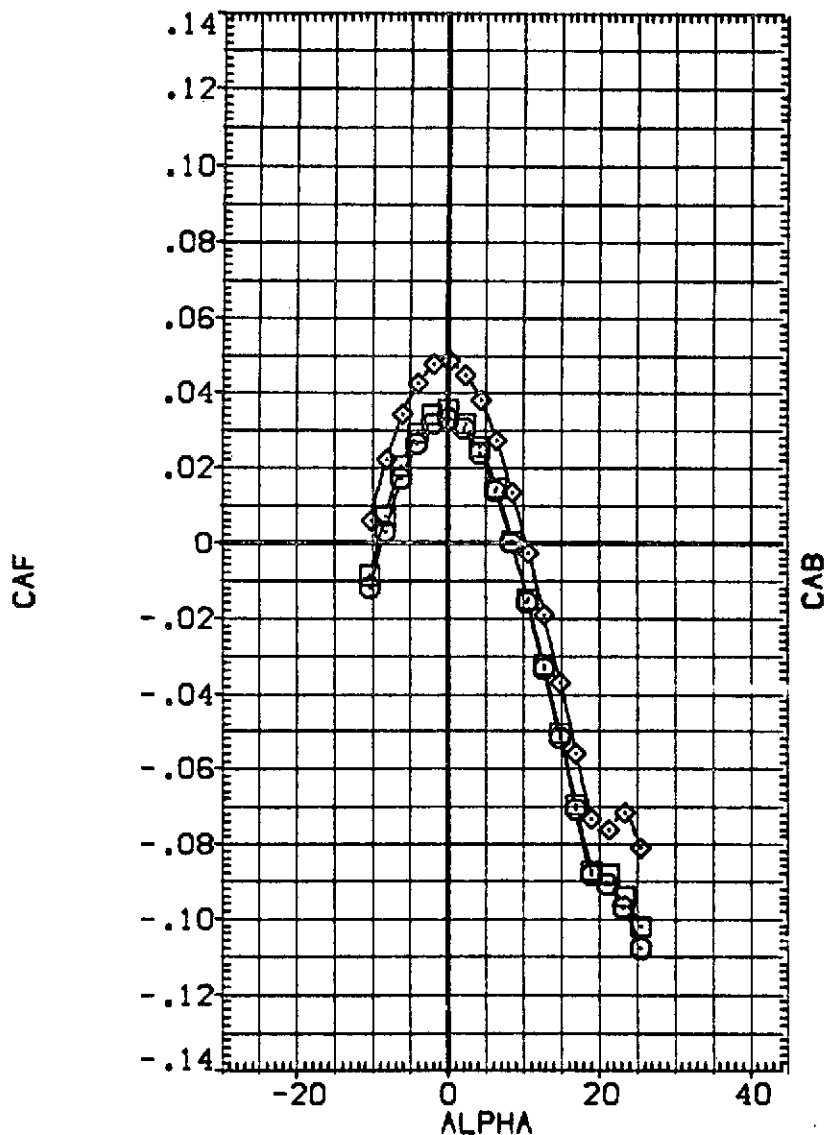


FIG 22 OUTBOARD ELEVON EFFECTIVENESS, SIX INCH GAPS, INBD ELEVON = 10 DEG.
 (A)MACH = .26

DATA SET SYMBOL	CONFIGURATION DESCRIPTION
(BF6057)	CA118 B26C9M7F8V116E43V8R5X9
(BF6021)	CA118 B26C9M7F8V116E43V8R5X9
(BF6055)	CA118 B26C9M7F8V116E43V8R5X9

ELE-L0	ELE-L1	ELE-R1	ELE-R0	REFERENCE INFORMATION		
0.000	10.000	10.000	0.000	WREF	4.4119	50. FT.
10.000	10.000	10.000	10.000	LREF	19.2299	INCHES
20.000	10.000	10.000	20.000	BREF	37.9359	INCHES
				XMRP	43.5974	INCHES
				YMRP	.0000	INCHES
				ZMRP	15.1875	INCHES
				SCALE	.0405	SCALE

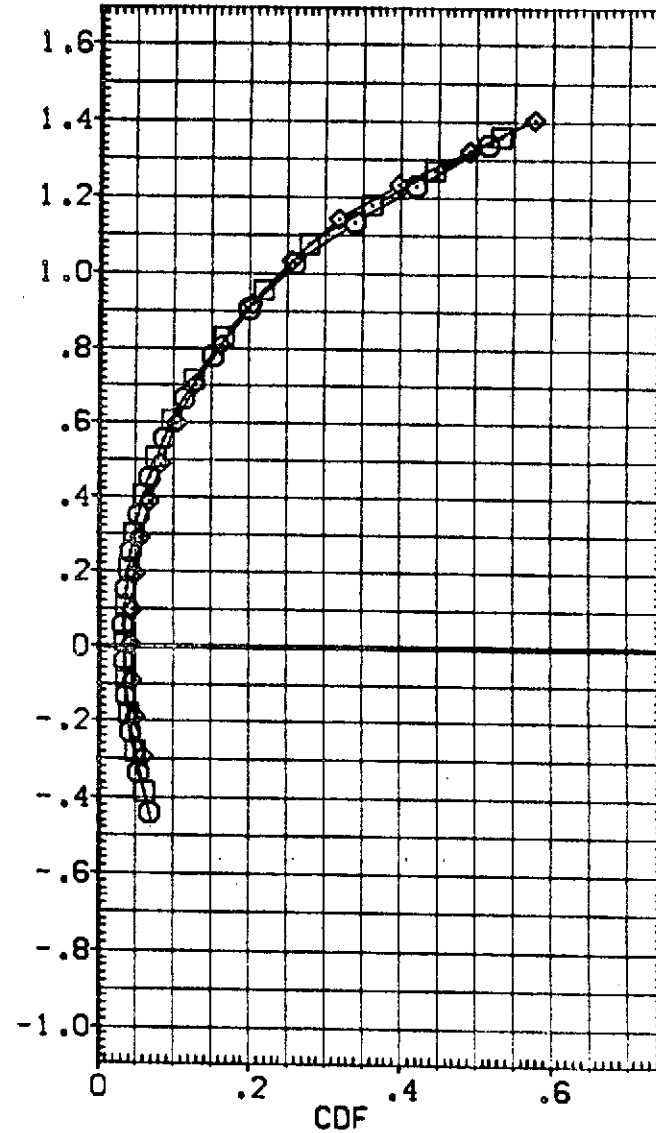
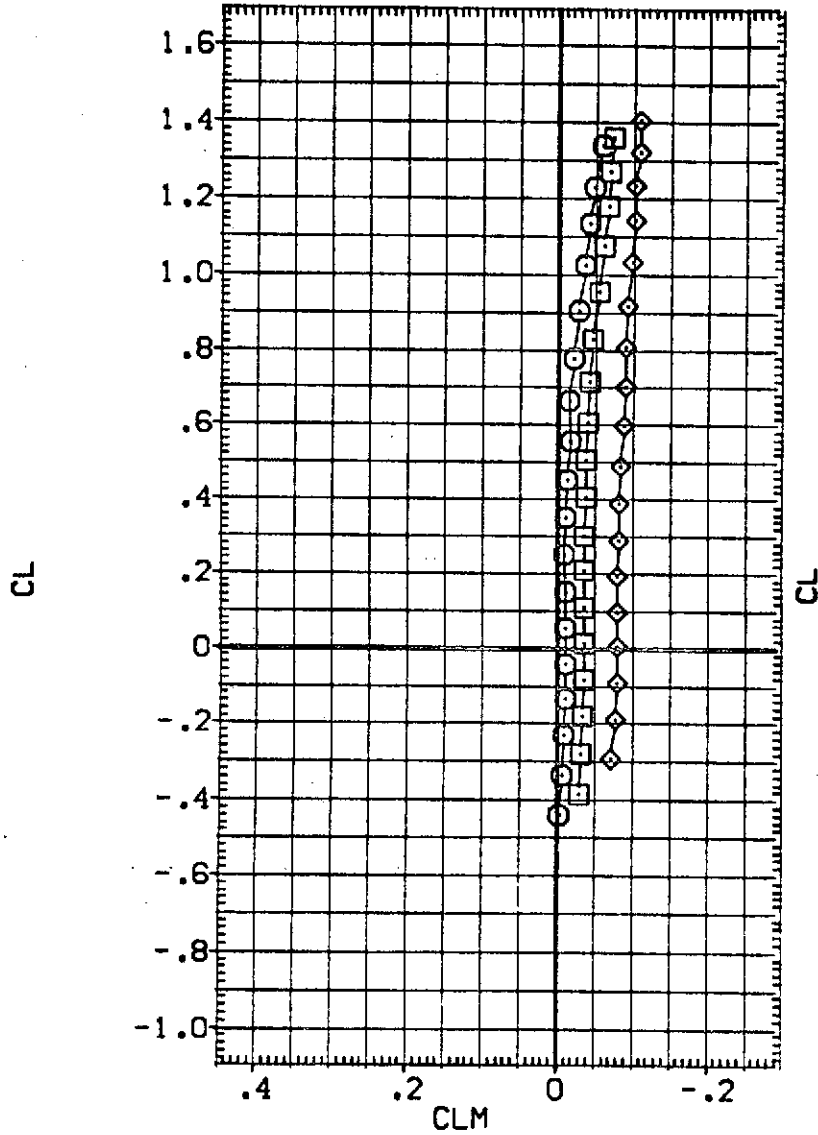


FIG 22 OUTBOARD ELEVON EFFECTIVENESS, SIX INCH GAPS, INBD ELEVON = 10 DEG.
 (A) MACH = .26

DATA SET SYMBOL	CONFIGURATION	DESCRIPTION
(BF6057)	DA118	B26C947F8V 16E43V8R5X9
(BF6021)	DA118	B26C947F8V 16E43V8R5X9
(BF6055)	DA118	B26C947F8V 16E43V8R5X9

ELE-L0	ELE-L1	ELE-R1	ELE-R0	REFERENCE INFORMATION	
.000	10.000	10.000	.000	SREF	4.4119 SQ.FT.
10.000	10.000	10.000	10.000	LREF	19.2299 INCHES
20.000	10.000	10.000	20.000	BREF	37.9359 INCHES
				XMRP	43.5974 INCHES
				YMRP	.0000 INCHES
				ZMRP	15.1875 INCHES
				SCALE	.0405 SCALE

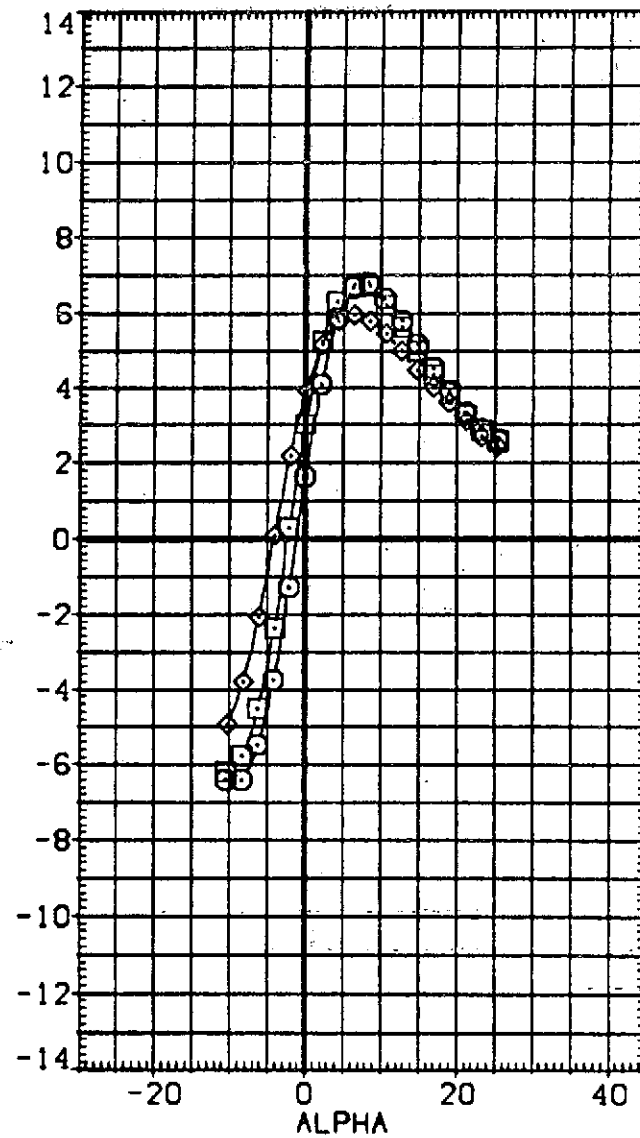
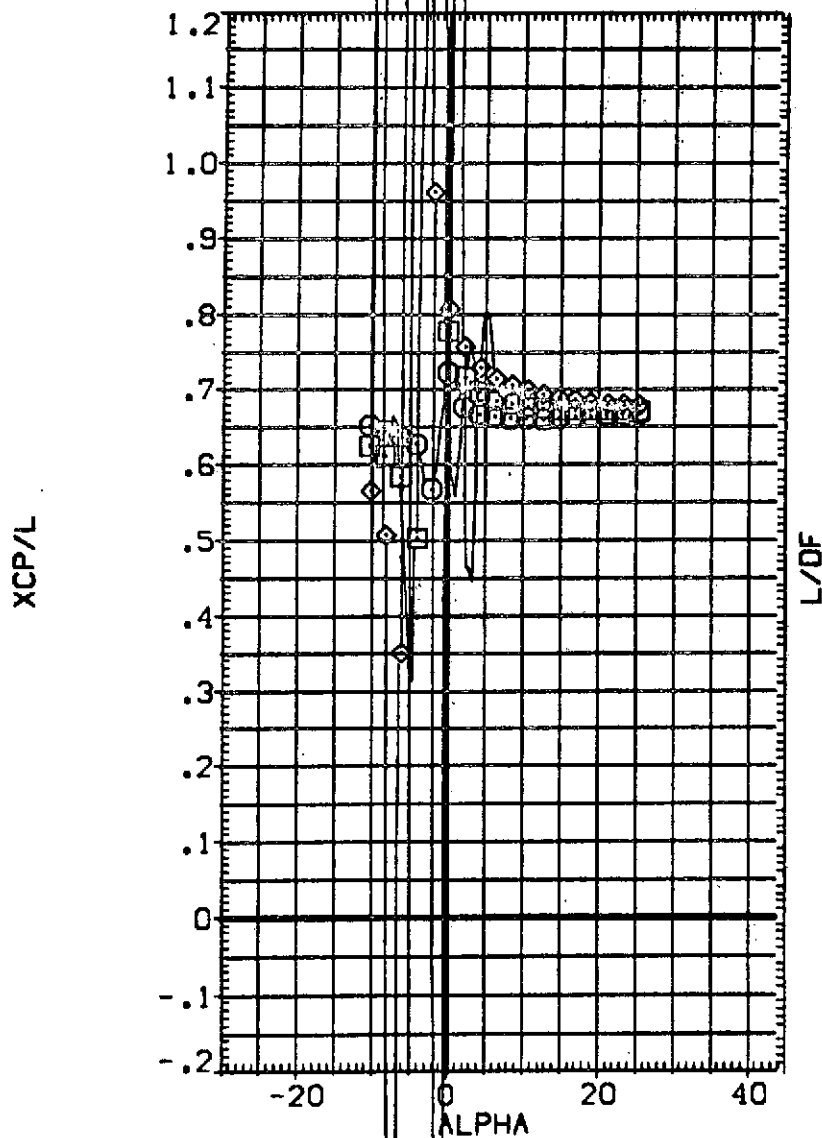


FIG 22 OUTBOARD ELEVON EFFECTIVENESS, SIX INCH GAPS, INBD ELEVON = 10 DEG.
 (A) MACH = .26

0A118 B26C9M7F8W116E43V8R5X9

(HF6057)

SYMBOL
 ○
 □
 ◇
 △
 ▽

ALPHA	PARAMETRIC VALUES			
-10.000	MACH	.260	ELE-LI	10.000
-8.000	ELE-L0	.000	ELE-R1	10.000
-6.000	ELE-R0	.000	SPDRK	25.000
-4.000	BDFLAP	-12.000	RUDDER	.000
-2.000	AIL-08	.000	BETA	.000

DATA SOURCE			REFERENCE INFORMATION		
ELE-08	DATASET	ELE-08	SREF	4.4119	SQ.FT.
.000	HF6057	10.000	LREF	19.2299	INCHES
20.000	HF6021	10.000	BREF	37.9359	INCHES
			XMRP	43.5874	INCHES
			YMRP	.0000	INCHES
			ZMRP	15.1875	INCHES
			SCALE	.0405	SCALE

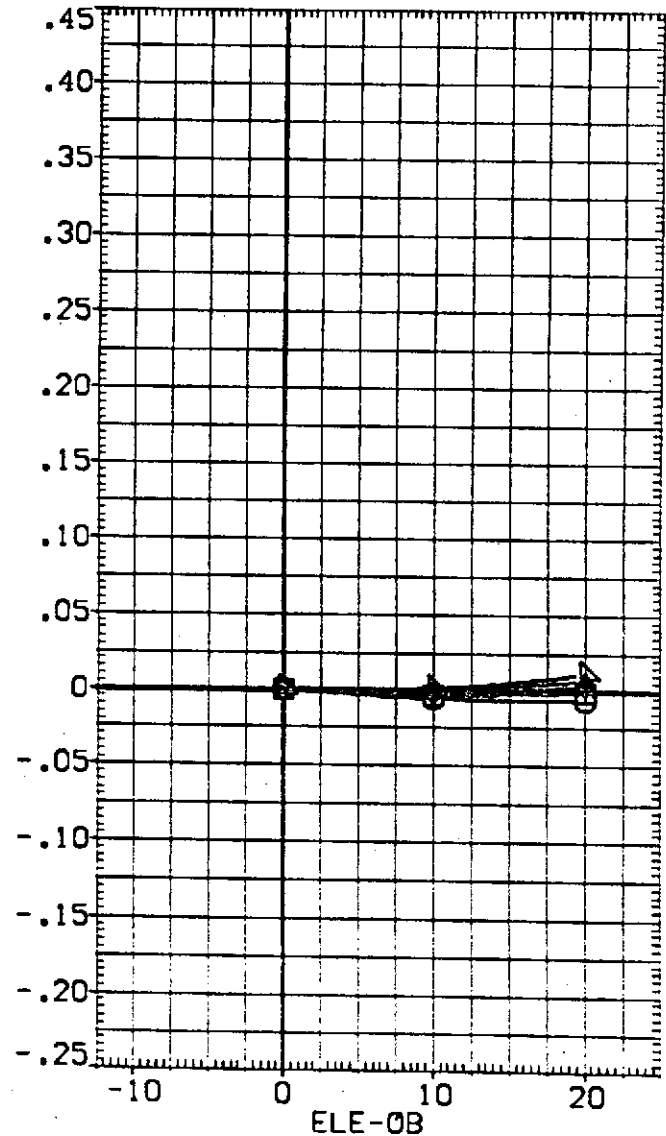
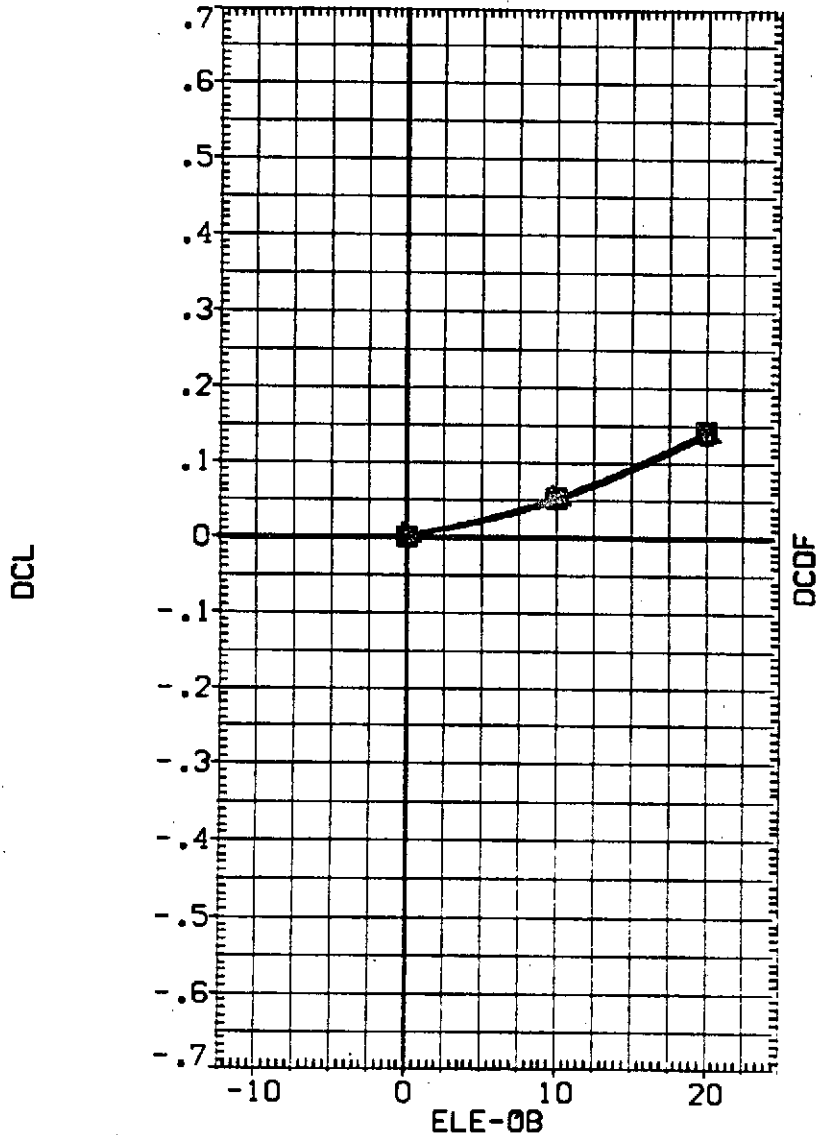


FIG 22 OUTBOARD ELEVON EFFECTIVENESS, SIX INCH GAPS, INBD ELEVON = 10 DEG.

SYMBOL
 ○
 □
 ◇
 △
 ▽

ALPHA	PARAMETRIC VALUES			
.000	MACH	.260	ELE-LI	10.000
2.000	ELE-LO	.000	ELE-RI	10.000
4.000	ELE-RO	.000	SPOBRK	25.000
6.000	BOFLAP	-12.000	RUDDER	.000
8.000	AIL-OB	.000	BETA	.000

DATA SOURCE			REFERENCE INFORMATION		
ELE-OB	DATASET	ELE-OB	SREF	4.4119	SO.FT.
.000	HF6057	10.000	LREF	19.2299	INCHES
20.000	HF6021	10.000	BREF	37.9359	INCHES
			XMRP	43.5974	INCHES
			YMRP	.0000	INCHES
			ZMRP	15.1875	INCHES
			SCALE	.0405	SCALE

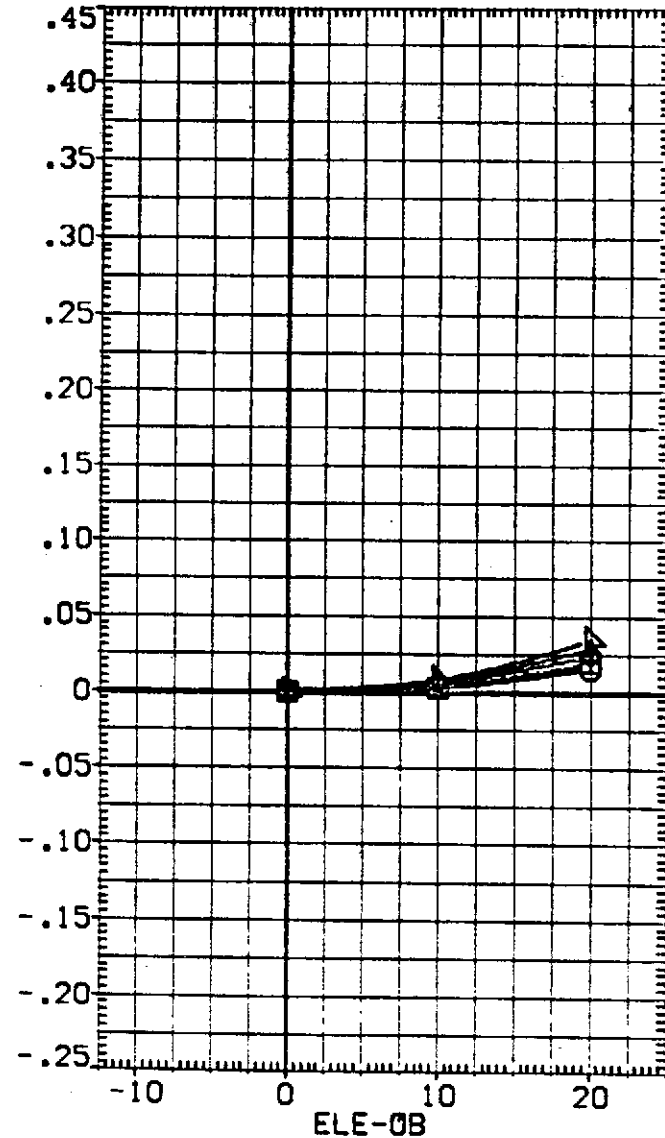
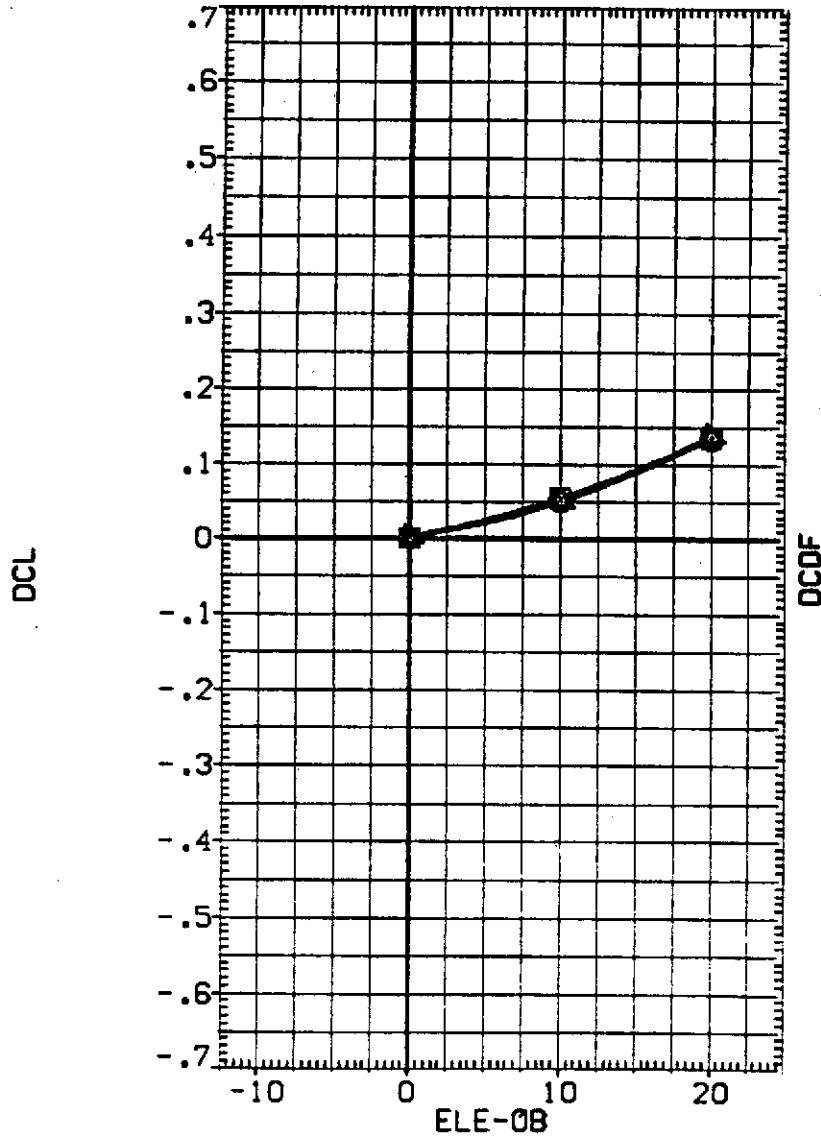


FIG 22 OUTBOARD ELEVON EFFECTIVENESS, SIX INCH GAPS, INBD ELEVON = 10 DEG.

0A118 B26C9M7F8W116E43V8R5X9

(HF6057)

SYMBOL
 ○
 □
 ◇
 △
 ▽

ALPHA	PARAMETRIC VALUES			
10.000	MACH	.260	ELE-LI	10.000
12.000	ELE-LO	.000	ELE-RI	10.000
14.000	ELE-RO	.000	SPOBRK	25.000
16.000	BDFLAP	-12.000	RUDDER	.000
18.000	AIL-OB	.000	BETA	.000

DATA SOURCE			REFERENCE INFORMATION		
ELE-OB	DATASET	ELE-OB	SREF	4.4119	50.FT.
.000	HF6057	10.000	LREF	19.2299	INCHES
20.000	HF6055		BREF	37.9359	INCHES
			XMRP	43.5974	INCHES
			YMRP	.0000	INCHES
			ZMRP	15.1875	INCHES
			SCALE	.0405	SCALE

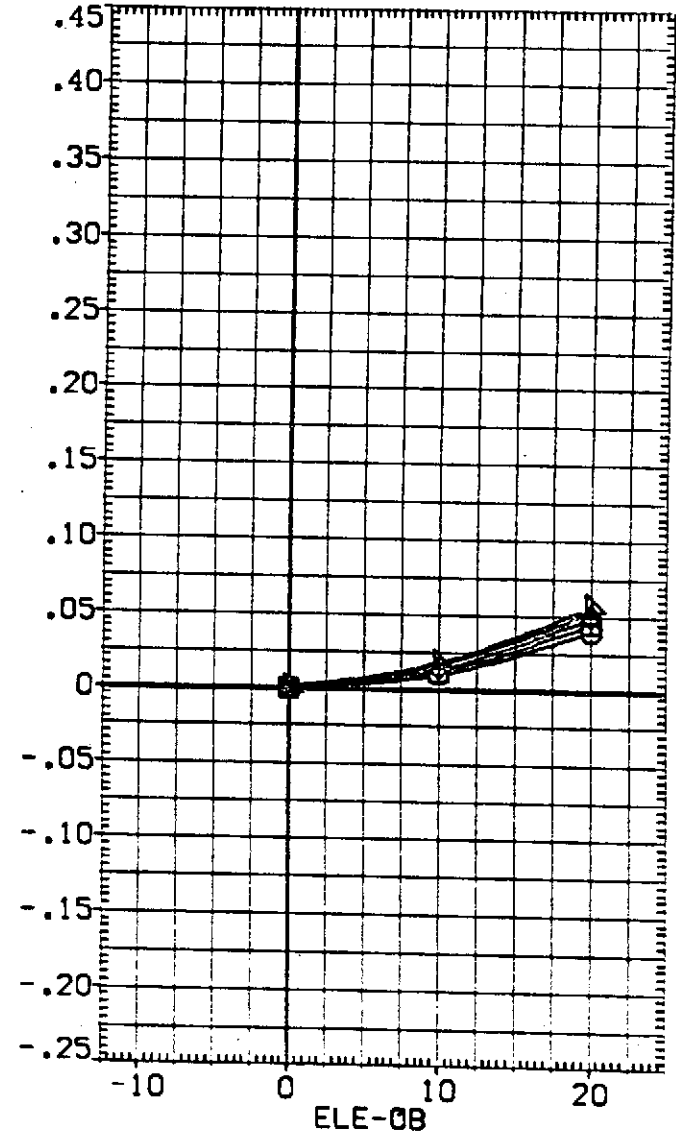
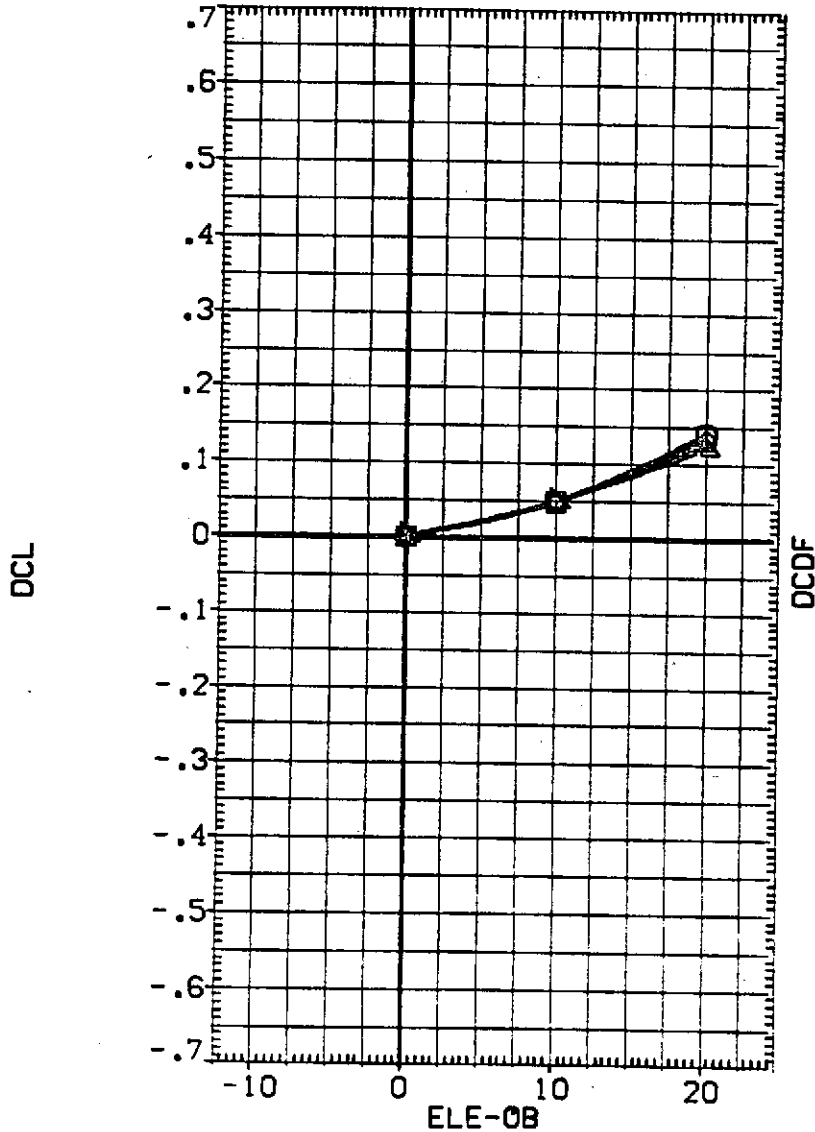


FIG 22 OUTBOARD ELEVON EFFECTIVENESS, SIX INCH GAPS, INBD ELEVON = 10 DEG.

SYMBOL
 ○
 □
 ◇
 △

ALPHA	MACH	PARAMETRIC VALUES			
20.000	MACH	.260	ELE-LI	10.000	DATASET
22.000	ELE-L0	.000	ELE-RI	10.000	HF6057
24.000	ELE-RO	.000	SPDRK	25.000	HF6055
25.000	BDFLAP	-12.000	RUDDER	.000	
	AIL-08	.000	BETA	.000	

DATA SOURCE			REFERENCE INFORMATION		
ELE-08	DATASET	ELE-08	SREF	4.4119	50. FT.
.000	HF6021	10.000	LREF	19.2299	INCHES
20.000			BREF	37.9359	INCHES
			XMRP	43.5874	INCHES
			YMRP	.0000	INCHES
			ZMRP	15.1875	INCHES
			SCALE	.0405	SCALE

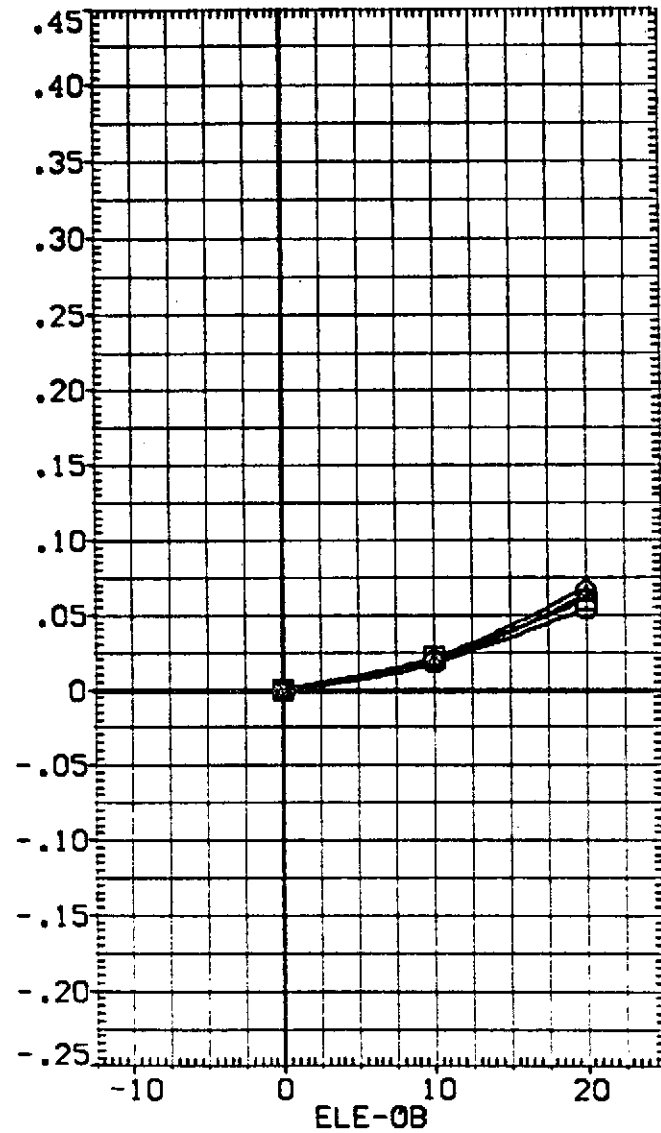
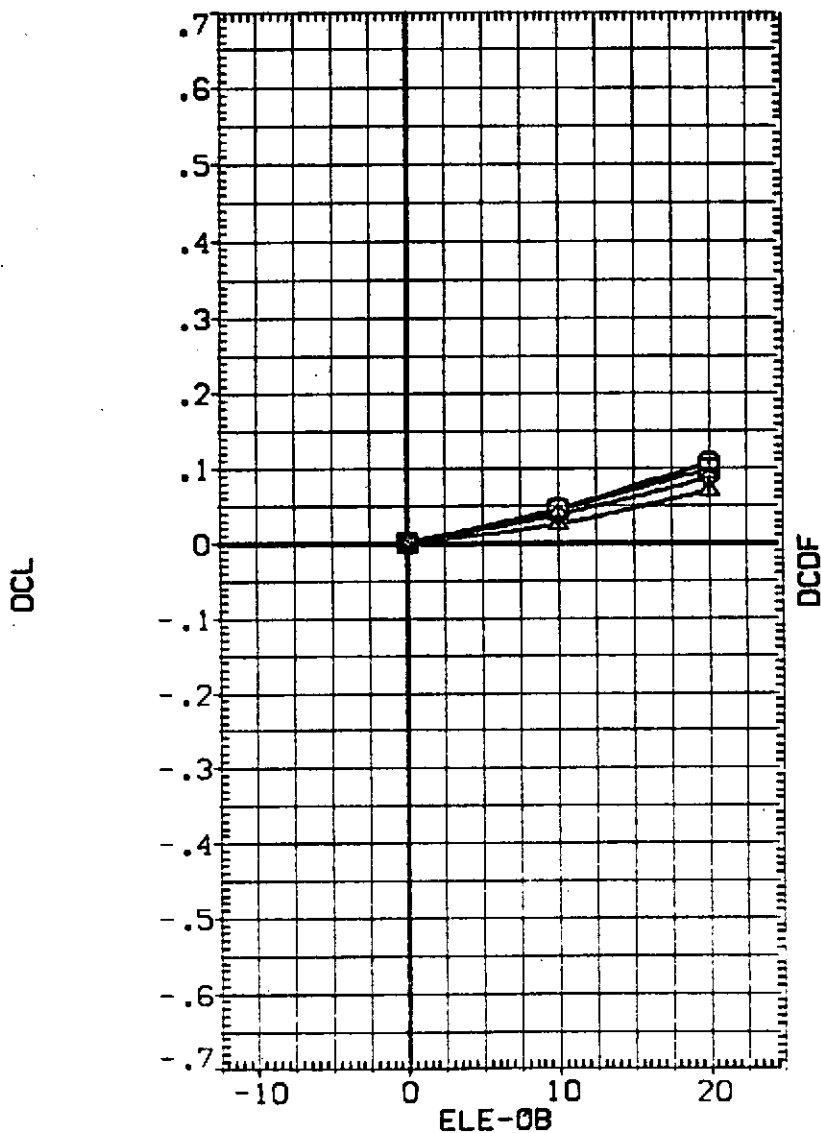


FIG 22 OUTBOARD ELEVON EFFECTIVENESS, SIX INCH GAPS, INBD ELEVON = 10 DEG.

0A118 B26C9M7F8W116E43V8R5X9

(HF6057)

SYMBOL	ALPHA	PARAMETRIC VALUES			
○	-10.000	MACH	.260	ELE-LI	10.000
□	-8.000	ELE-LO	.000	ELE-RI	10.000
◇	-6.000	ELE-RO	.000	SPOBRK	25.000
△	-4.000	BOFLAP	-12.000	RUDDER	.000
▽	-2.000	AIL-OB	.000	BETA	.000

DATA SOURCE			REFERENCE INFORMATION		
ELE-OB	DATASET	ELE-OB	SREF	4.4119	50. FT.
.000	HF6021	10.000	LREF	19.2299	INCHES
20.000			BREF	37.9359	INCHES
			XMRP	43.5974	INCHES
			YMRP	.0000	INCHES
			ZMRP	15.1875	INCHES
			SCALE	.0405	SCALE

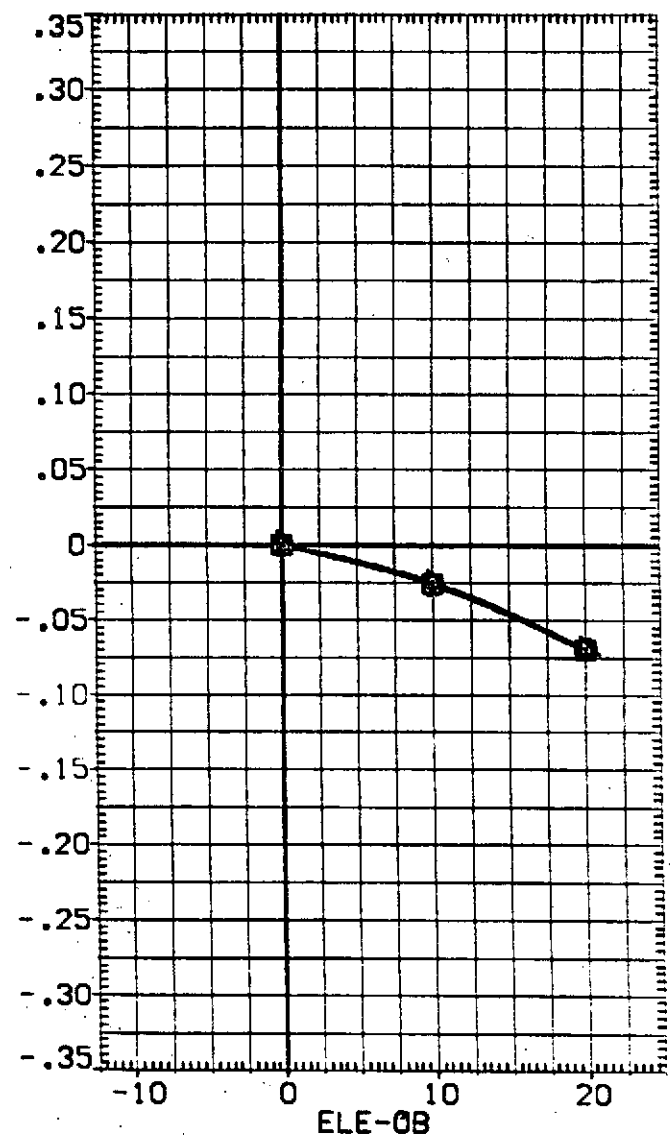
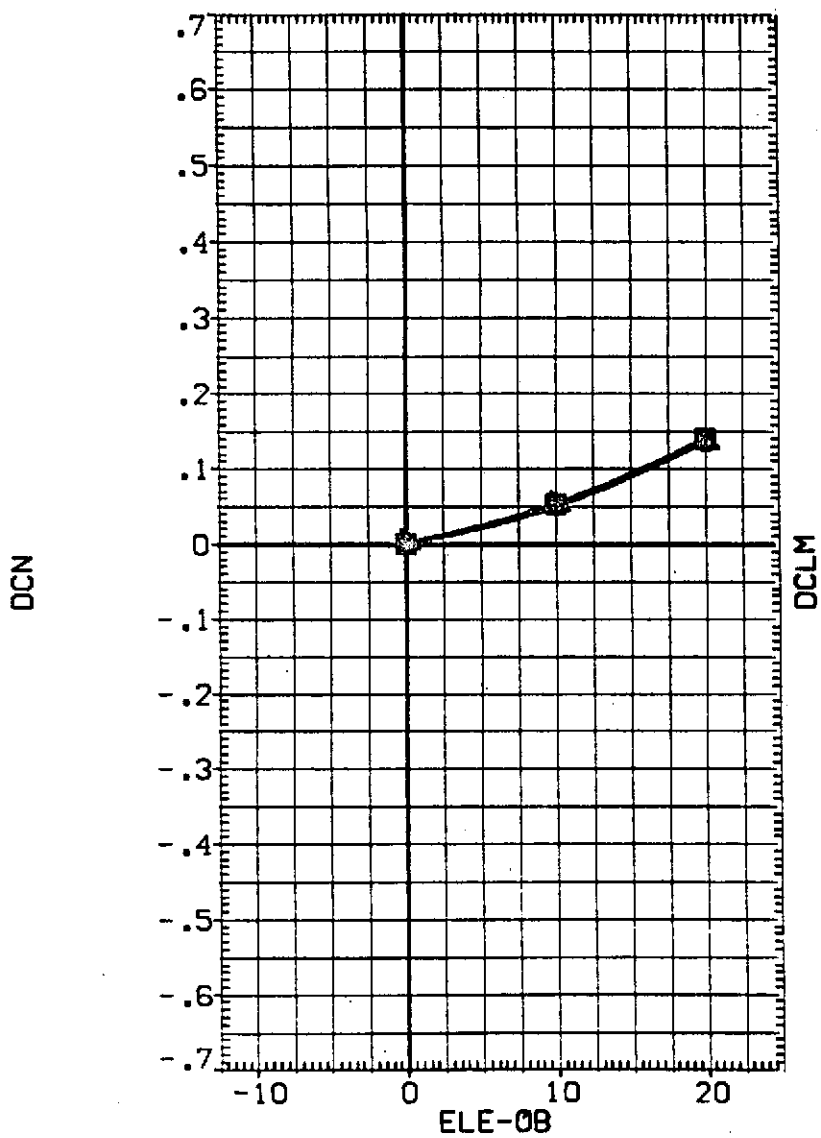


FIG 22 OUTBOARD ELEVON EFFECTIVENESS, SIX INCH GAPS, INBD ELEVON = 10 DEG.

SYMBOL
 ○
 □
 ◇
 ▲
 ▽

ALPHA	PARAMETRIC VALUES			
.000	MACH	.260	ELE-LI	10.000
2.000	ELE-LO	.000	ELE-RI	10.000
4.000	ELE-RO	.000	SPOBRK	25.000
6.000	BOFLAP	-12.000	RUDDER	.000
8.000	AIL-OB	.000	BETA	.000

DATA SOURCE			REFERENCE INFORMATION		
ELE-OB	DATASET	ELE-OB	SREF	4.4119	50.FT.
.000	HF6021	10.000	LREF	19.2289	INCHES
20.000			BREF	37.9359	INCHES
			XMRP	43.5974	INCHES
			YMRP	.0000	INCHES
			ZMRP	15.1875	INCHES
			SCALE	.0405	SCALE

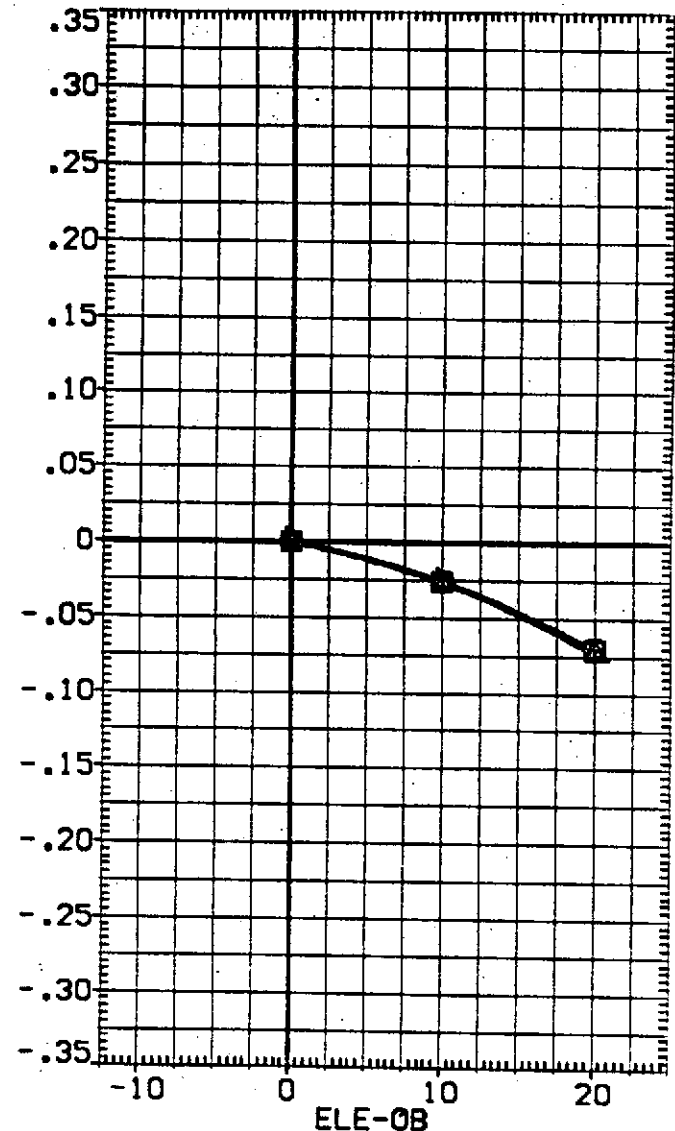
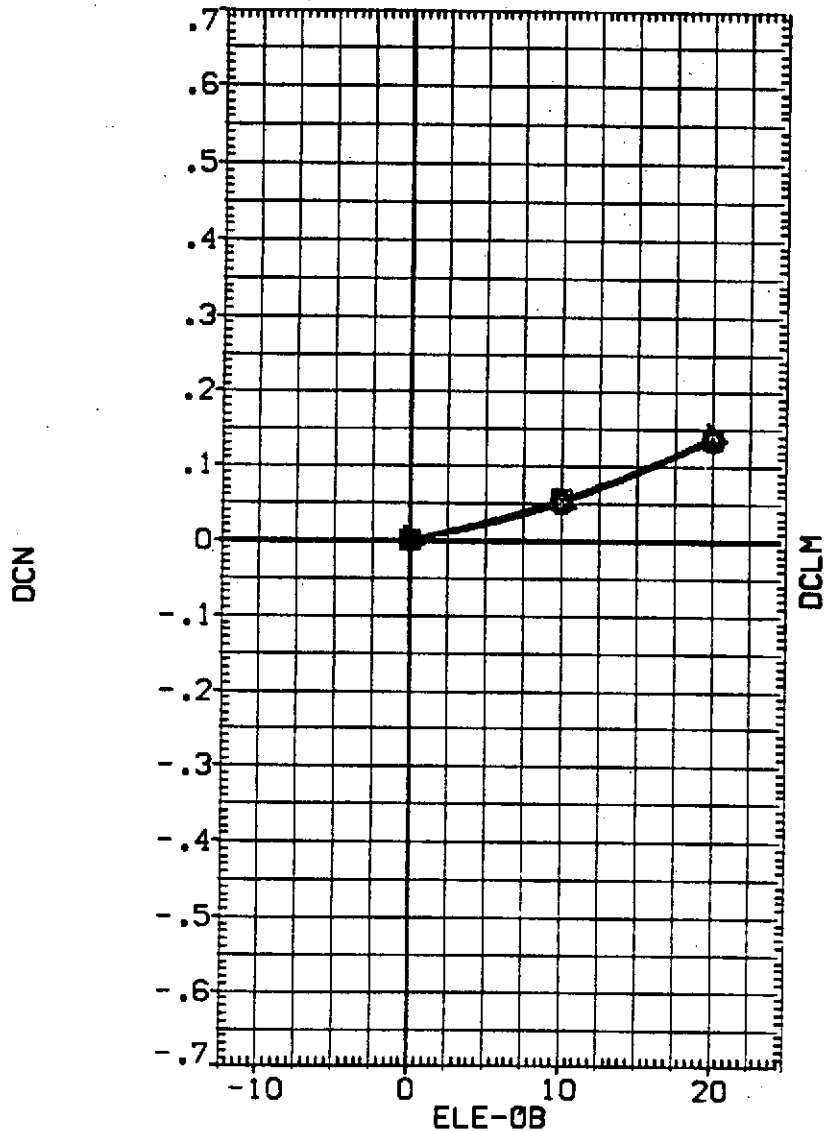


FIG 22 OUTBOARD ELEVON EFFECTIVENESS, SIX INCH GAPS, INBD ELEVON = 10 DEG.

0A118 B26C9M7F8W116E43V8R5X9

(HF6057)

SYMBOL
 ○
 □
 ◇
 ▲
 ▽

ALPHA	PARAMETRIC VALUES			
10.000	MACH	.260	ELE-LI	10.000
12.000	ELE-L0	.000	ELE-RI	10.000
14.000	ELE-R0	.000	SPDRBK	25.000
16.000	BOFLAP	-12.000	RUDDER	.000
18.000	AIL-08	.000	BETA	.000

DATA SOURCE			REFERENCE INFORMATION		
ELE-08	DATASET	ELE-08	SREF	4.4119	50. FT.
.000	HF6057	10.000	LREF	19.2299	INCHES
20.000	HF6055		BREF	37.9359	INCHES
			XMRP	43.5974	INCHES
			YMRP	.0000	INCHES
			ZMRP	15.1875	INCHES
			SCALE	.0405	SCALE

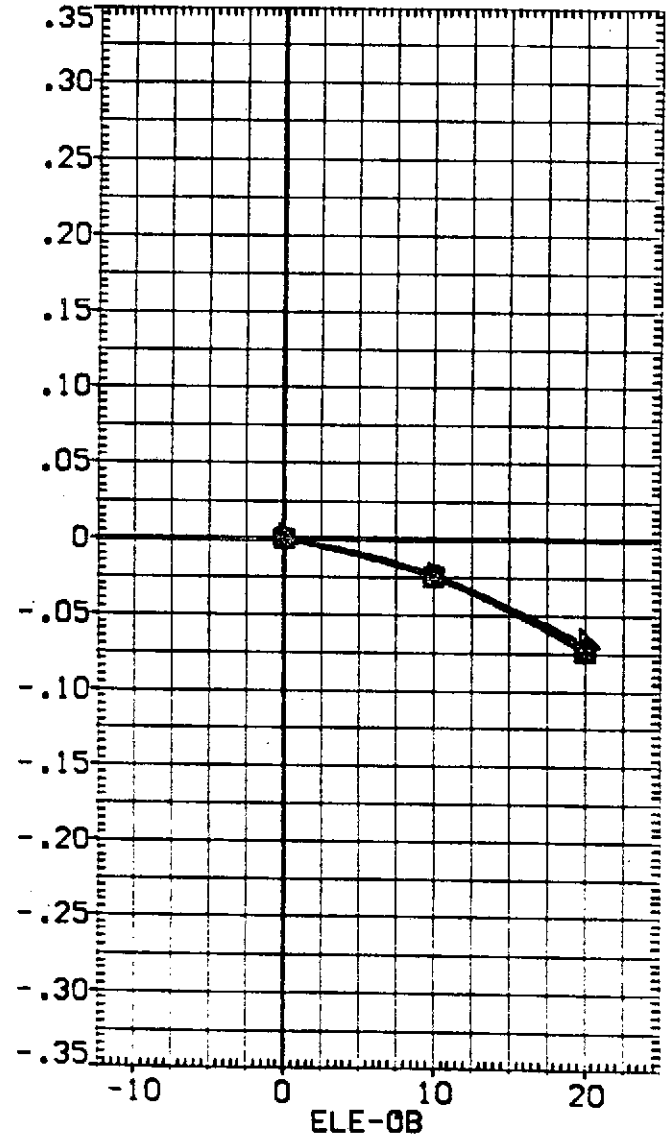
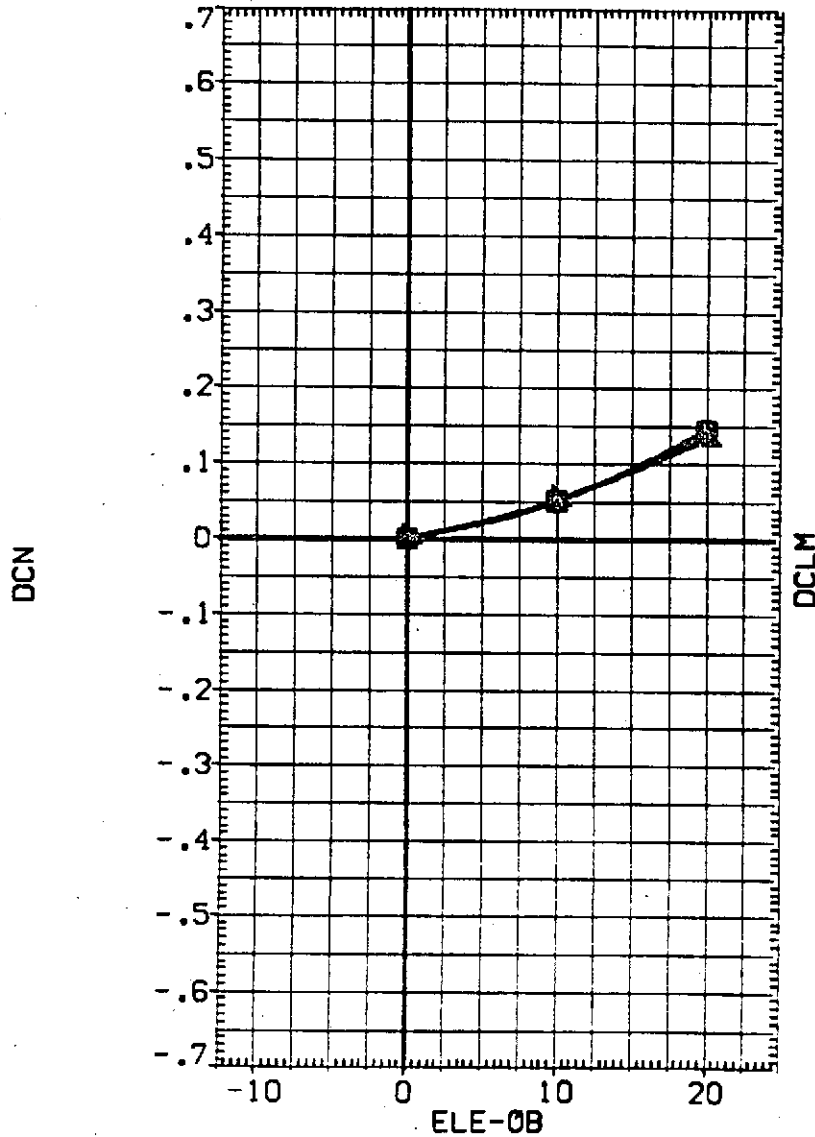


FIG 22 OUTBOARD ELEVON EFFECTIVENESS, SIX INCH GAPS, INBD ELEVON = 10 DEG.

SYMBOL	ALPHA		PARAMETRIC VALUES				DATA SOURCE			REFERENCE INFORMATION		
	20.000	MACH	.260	ELE-LI	10.000	DATASET	ELE-08	SREF	4.4119	50.FT.		
○	22.000	ELE-L0	.000	ELE-RI	10.000	HF6057	.000	LREF	19.2299	INCHES		
□	24.000	ELE-R0	.000	SPOBRK	25.000	HF6055	.000	BREF	37.9359	INCHES		
◇	25.000	BDFLAP	-12.000	RUDDER	.000		20.000	XMRP	43.5974	INCHES		
△		AIL-08	.000	BETA	.000			YMRP	.0000	INCHES		
								ZMRP	15.1675	INCHES		
								SCALE	.0405	SCALE		

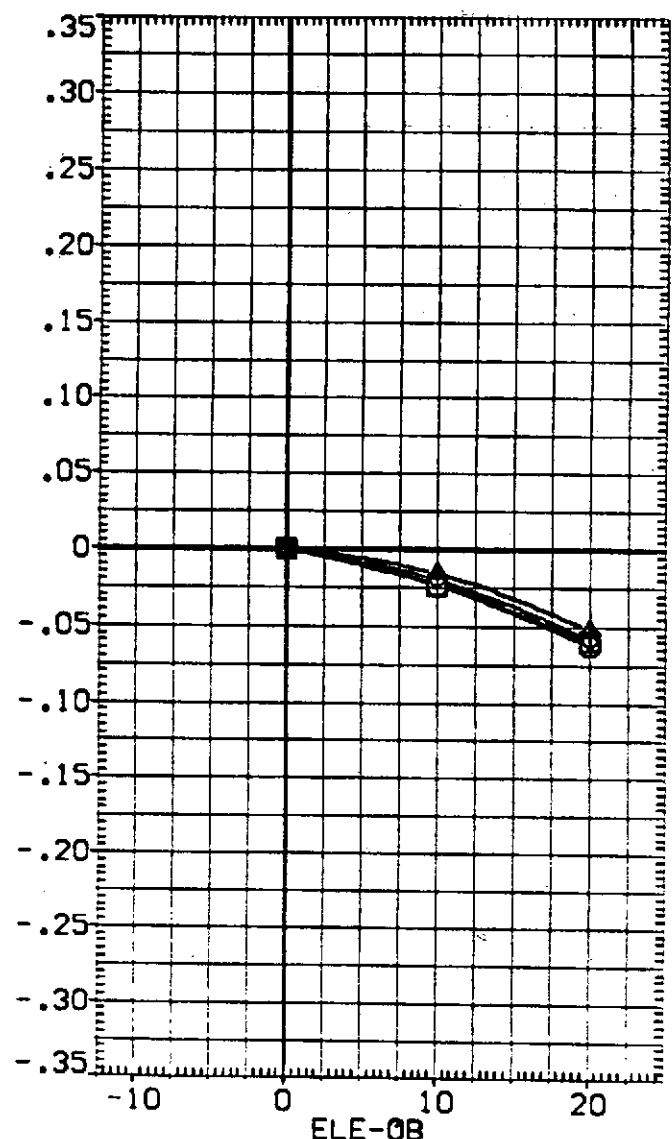
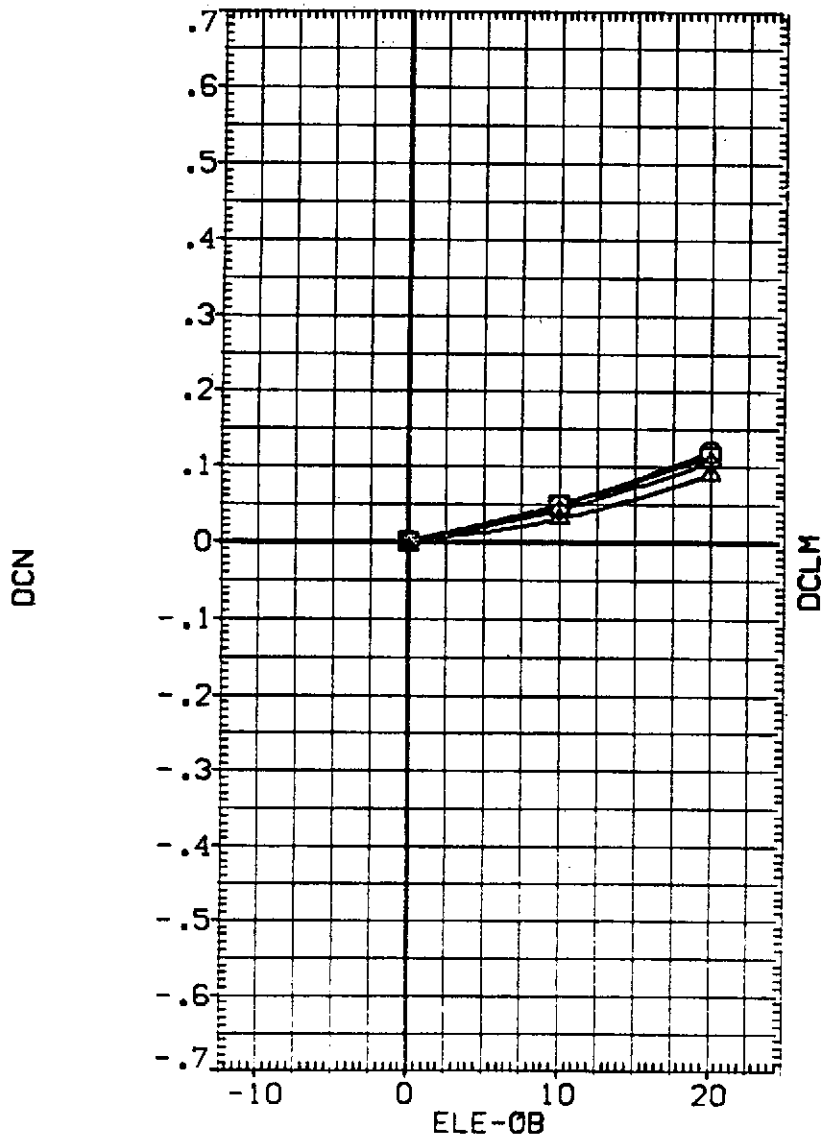


FIG 22 OUTBOARD ELEVON EFFECTIVENESS, SIX INCH GAPS, INBD ELEVON = 10 DEG.

DATA SET SYMBOL	CONFIGURATION DESCRIPTION
(RF6021)	OA118 B26C9M7F8V116E43V8R5X9
(RF6056)	OA118 B26C9M7F8V116E43V8R5X9
(RF6054)	OA118 B26C9M7F8V116E43V8R5X9

ELE-L0	ELE-L1	ELE-R1	ELE-R0	REFERENCE INFORMATION
10.000	10.000	10.000	10.000	SREF 4.4119 SO.FT.
15.000	10.000	10.000	5.000	LREF 19.2299 INCHES
20.000	10.000	10.000	.000	BREF 37.9359 INCHES
				XMRP 43.5974 INCHES
				YMRP .0000 INCHES
				ZMRP 15.1875 INCHES
				SCALE .0405 SCALE

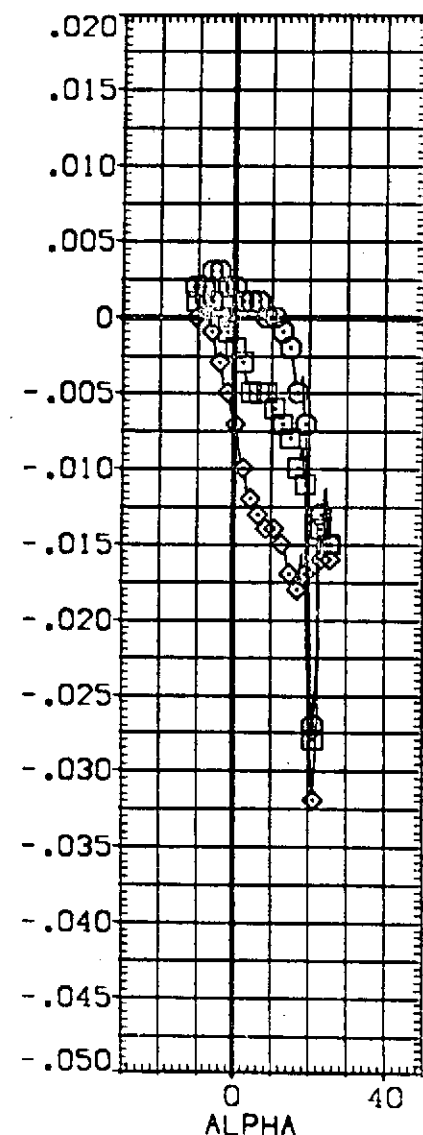
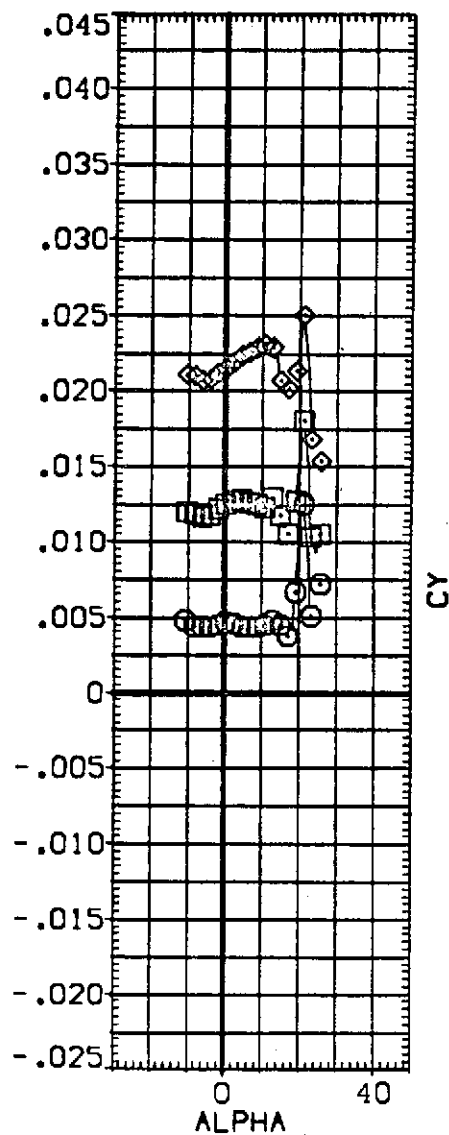
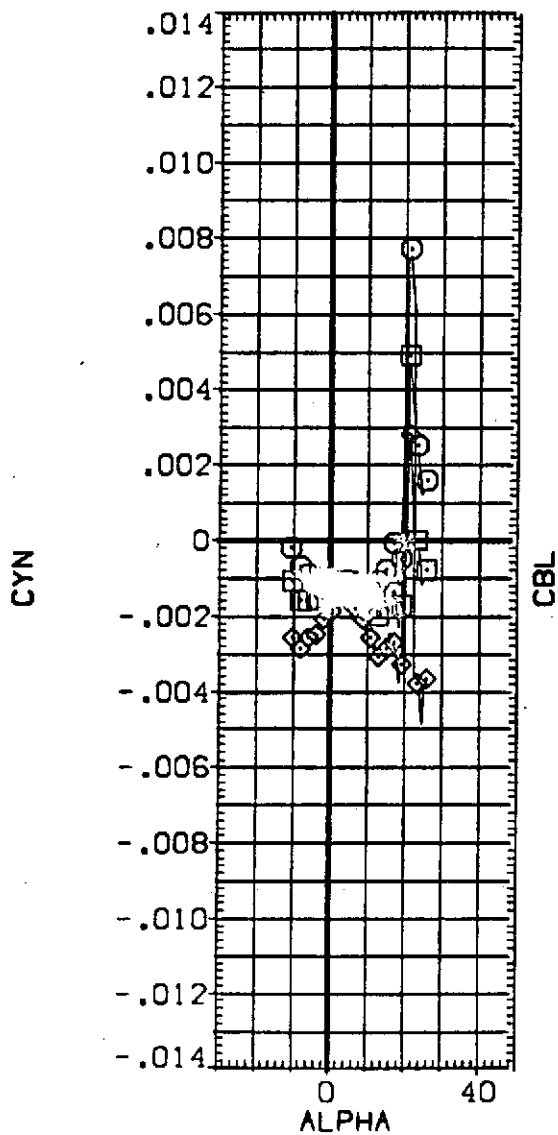


FIG 23 OUTBOARD AILRON EFFECTIVENESS, SIX INCH GAPS, INBD ELEVON = 10 DEG.

(A)MACH = .26

SYMBOL	PARAMETRIC VALUES				DATA SOURCE			REFERENCE INFORMATION			
	ALPHA	MACH	ELE-LI	ELE-RI	10.000	DATASET	AIL-OB	DATASET	AIL-OB	SREF	SO.FT.
○	-10.000		.260		10.000	FF6021	10.000	FF6056	5.000	4.4119	INCHES
□	-8.000	ELE-LB	10.000		10.000	FF6021	10.000	FF6056	5.000	19.2299	INCHES
◇	-6.000	ELE-RB	10.000	SPOBRK	25.000	FF6054	10.000			37.9359	INCHES
△	-4.000	BOFLAP	-12.000	RUDGER	.000					43.5874	INCHES
▽	-2.000	ELE-OB	10.000	BETA	.000					YMRP .0000	INCHES
					.000					ZMRP 15.1875	INCHES
										SCALE .0405	SCALE

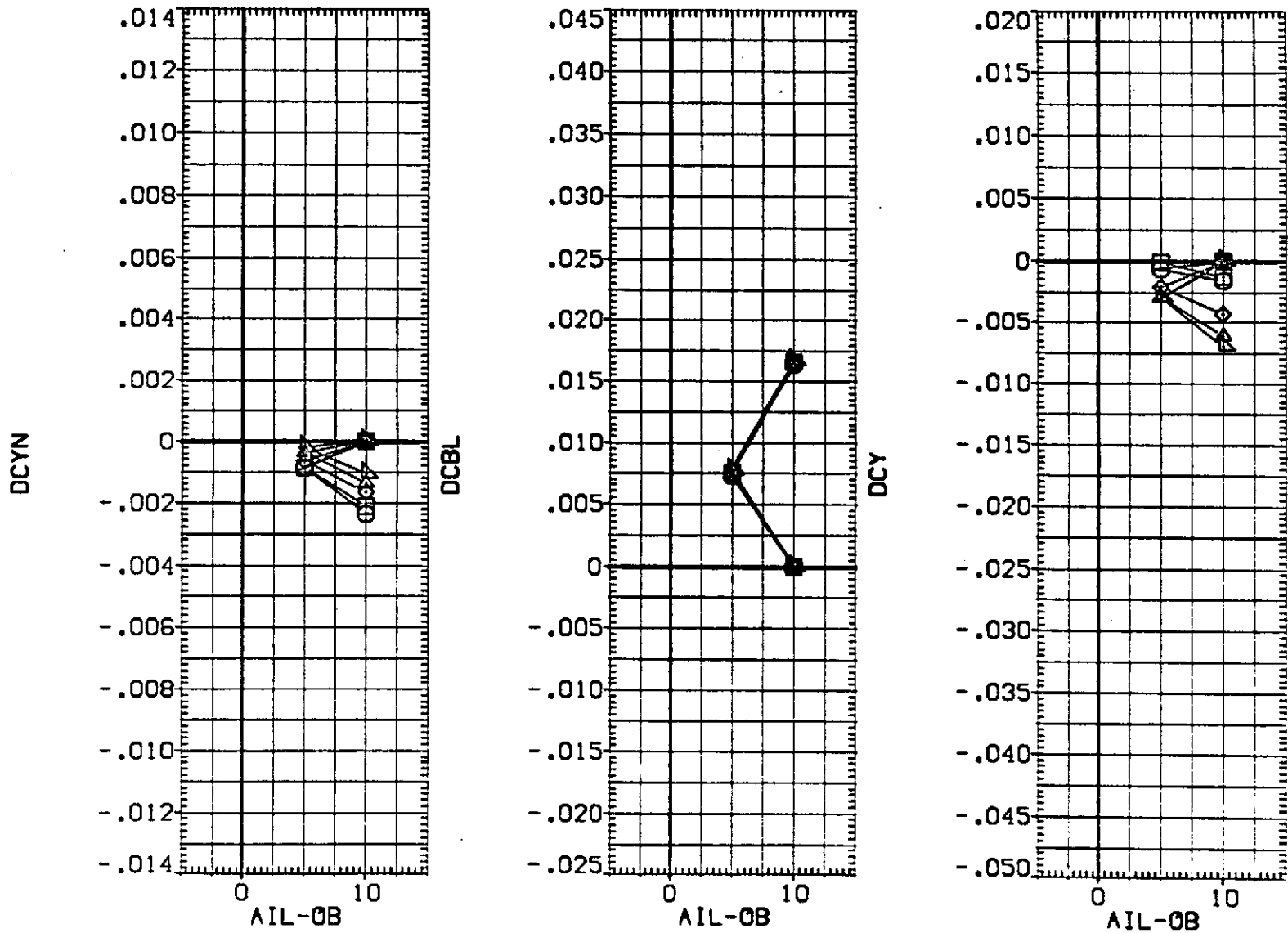


FIG 23 OUTBOARD AILERON EFFECTIVENESS, SIX INCH GAPS, INBD ELEVON = 10 DEG.

0A118 B26C9M7F8W116E43V8R5X9

(FF6021)

SYMBOL	PARAMETRIC VALUES				DATA SOURCE				REFERENCE INFORMATION		
	ALPHA	MACH	ELE-LI	ELE-RI	DATASET	AIL-OB	DATASET	AIL-OB	SREF	SO.FT.	INCHES
○	.000		.260		10.000	FF6021	10.000	FF6056	4.4119	19.2299	37.9359
□	2.000	ELE-LB	10.000	ELE-RI	10.000	FF6021	10.000	FF6056	43.5974	.0000	15.1875
◇	4.000	ELE-RB	10.000	SPOBRK	25.000	FF6054	10.000		.0405		
△	6.000	BOFLAP	-12.000	RUDDER	.000						
▽	8.000	ELE-OB	10.000	BETA	.000						

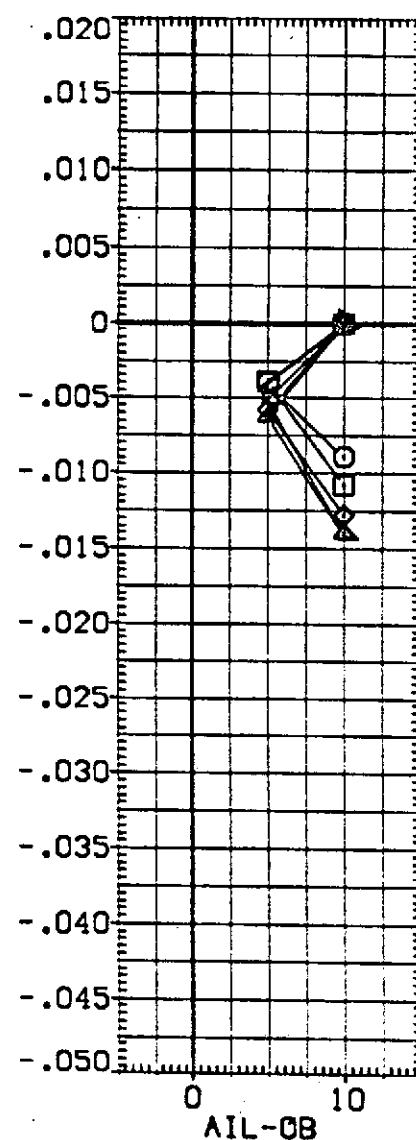
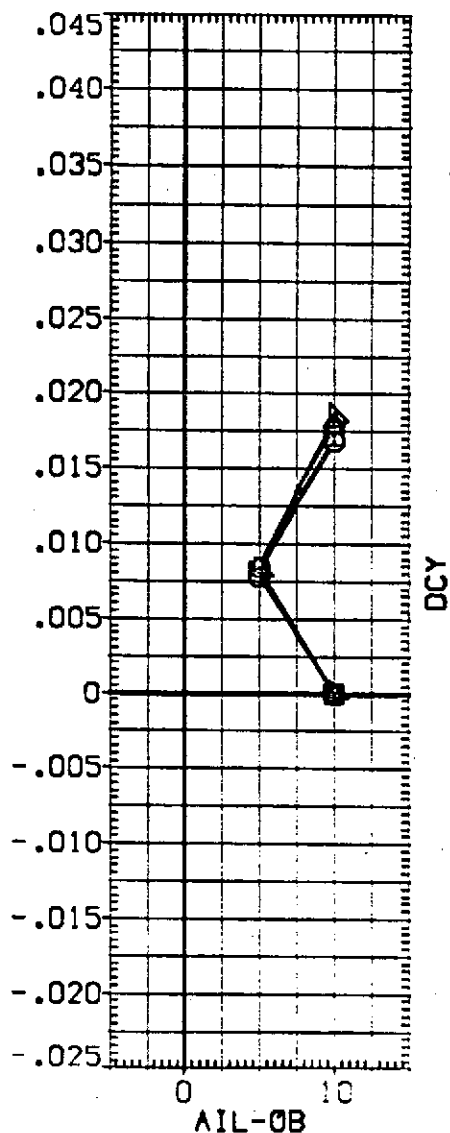
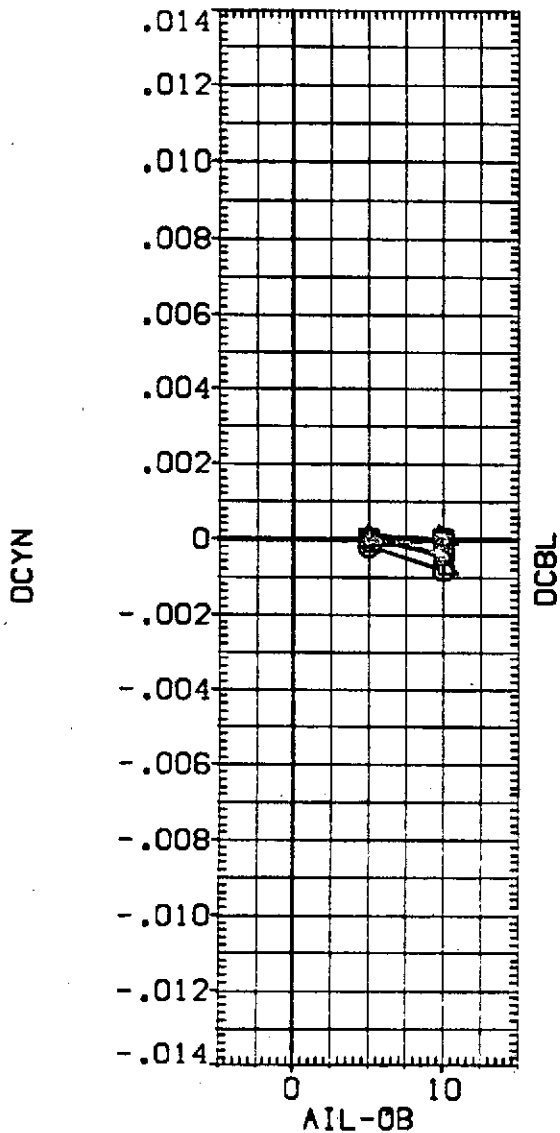


FIG 23 OUTBOARD AILRON EFFECTIVENESS, SIX INCH GAPS, INBD ELEVON = 10 DEG.

SYMBOL	ALPHA	MACH	PARAMETRIC VALUES			DATA SOURCE			REFERENCE INFORMATION			
○	10.000		.260	ELE-LI	10.000	DATASET	AIL-08	DATASET	AIL-08	SREF	4.4119	50.FT.
□	12.000		10.000	ELE-RI	10.000	FF6021	10.000	FF6056	5.000	LREF	19.2299	INCHES
◇	14.000		10.000	SPOBRK	25.000	FF6054	10.000			BREF	37.9359	INCHES
△	16.000		-12.000	RUDDER	.000					XMRP	43.5974	INCHES
▽	18.000		10.000	BETA	.000					YMRP	0.0000	INCHES
										ZMRP	15.1875	INCHES
										SCALE	.0405	SCALE

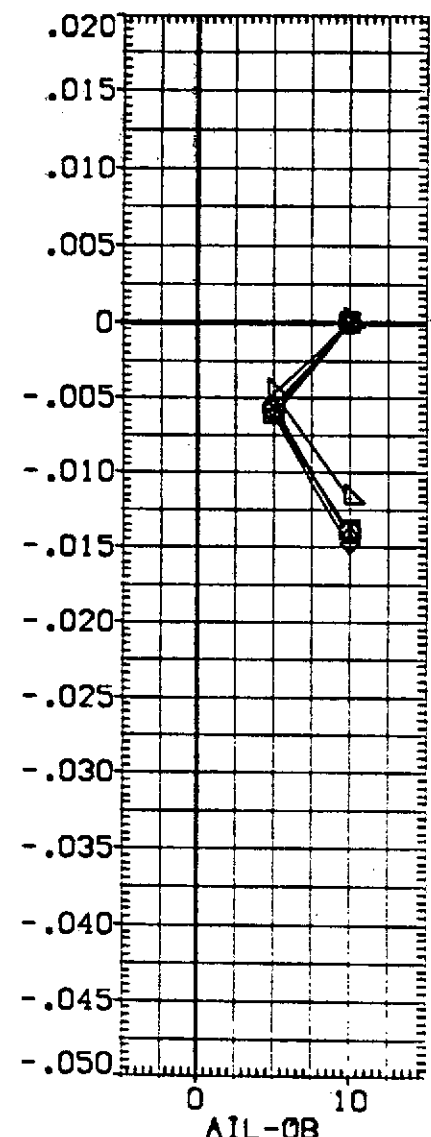
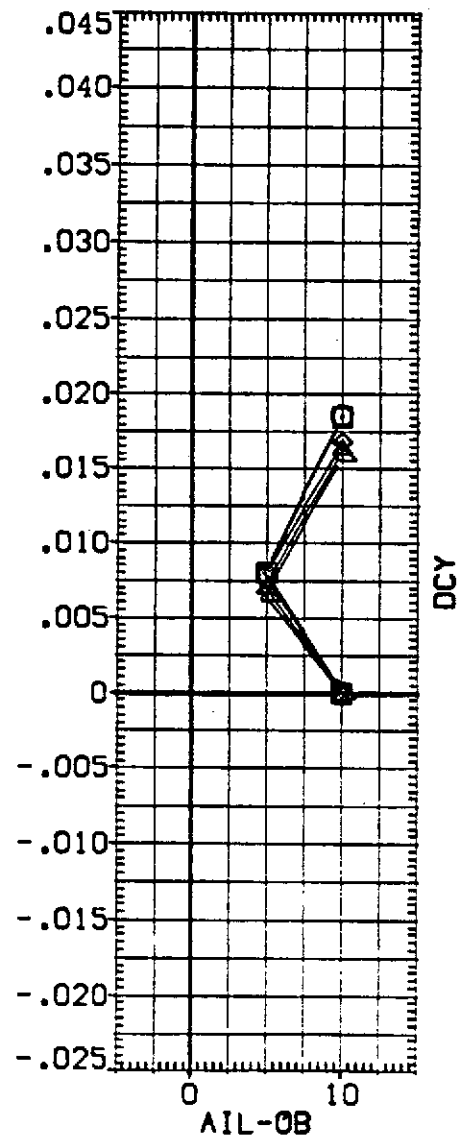
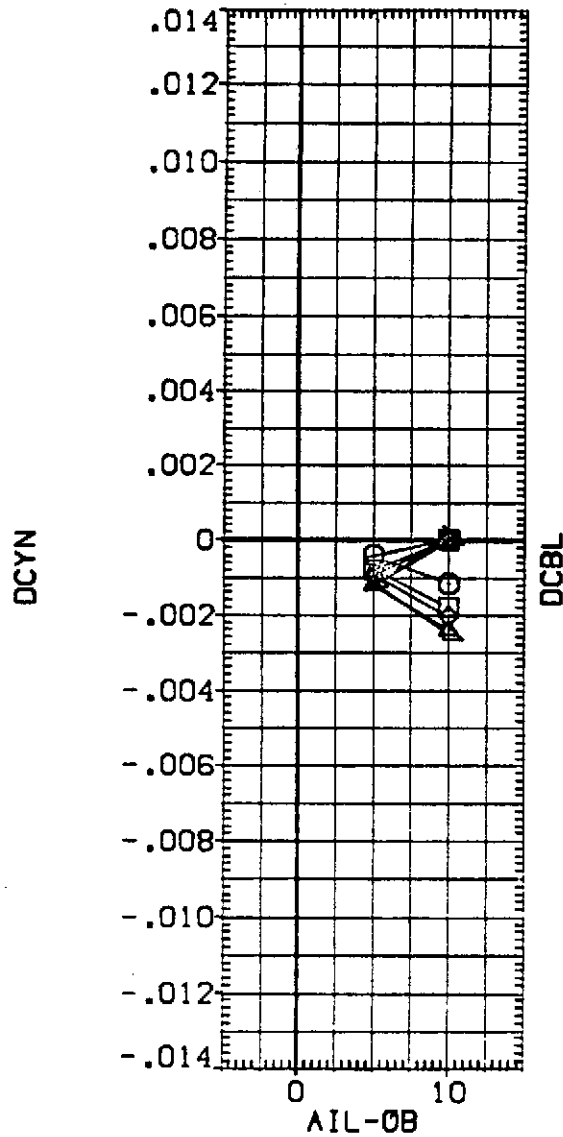


FIG 23 OUTBOARD AILRON EFFECTIVENESS, SIX INCH GAPS, INBD ELEVON = 10 DEG.

0A118 B26C9M7F8W116E43V8R5X9

(FF6021)

SYMBOL	PARAMETRIC VALUES				DATA SOURCE			REFERENCE INFORMATION		
	ALPHA	MACH	ELE-LI	ELE-RI	DATASET	AIL-OB	DATASET	AIL-OB	SREF	SQ.FT.
○	20.000		.260		10.000	FF6021	10.000	5.000	4.4119	INCHES
□	22.000	ELE-L0	10.000		10.000	FF6021	10.000	5.000	19.2299	INCHES
◇	24.000	ELE-R0	10.000	SPOBRK	25.000	FF6054	10.000	5.000	37.9359	INCHES
△	25.000	BDFLAP	-12.000	RUDDER	.000			5.000	43.5974	INCHES
		ELE-09	10.000	BETA	.000			5.000	YMRP .0000	INCHES
					.000			5.000	ZMRP 15.1875	INCHES
								5.000	SCALE .0405	SCALE

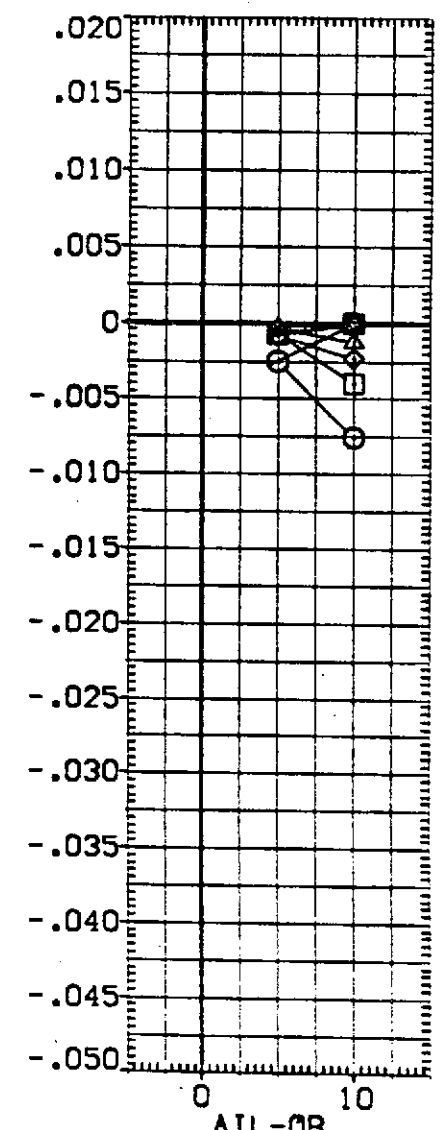
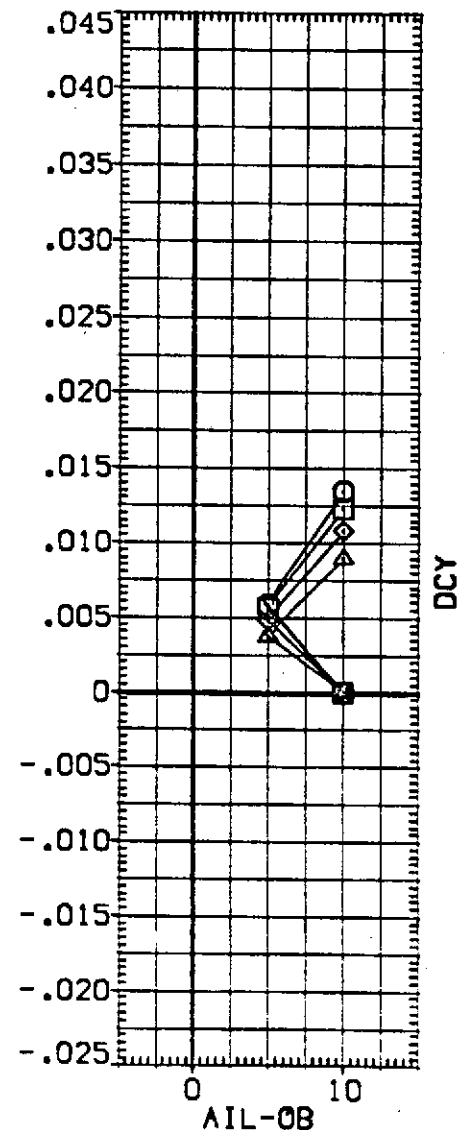
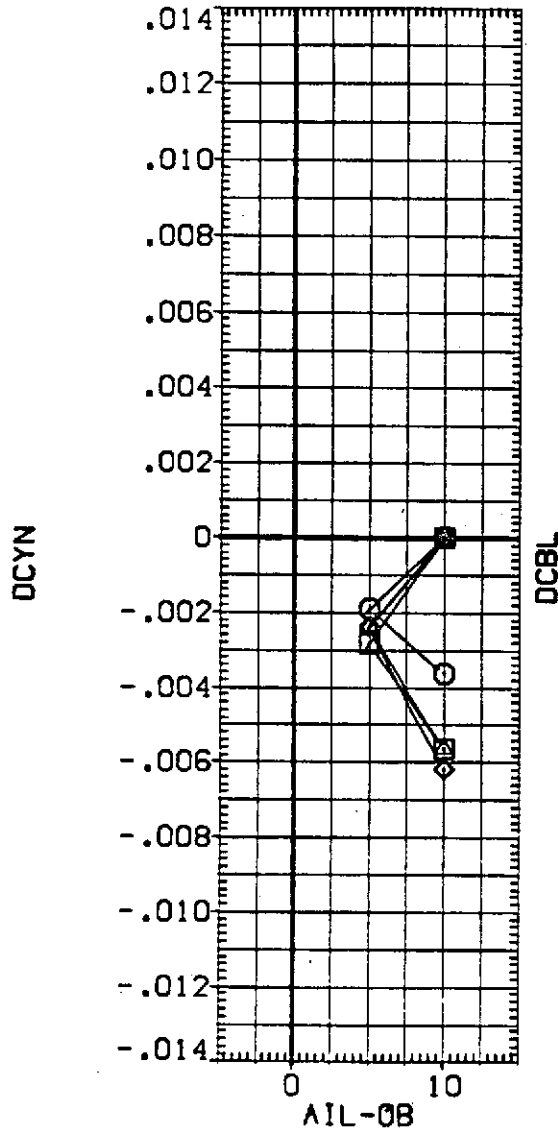


FIG 23 OUTBOARD AILERON EFFECTIVENESS, SIX INCH GAPS, INBD ELEVON = 10 DEG.

DATA SET SYMBOL	CONFIGURATION DESCRIPTION
(BF6039)	DA118 B26C9M7F8V116E43V8R5X9
(BF6021)	DA118 B26C9M7F8V116E43V8R5X9
(BF6051)	DA118 B26C9M7F8V116E43V8R5X9

ELE-L0	ELE-L1	ELE-R1	ELE-R0	REFERENCE INFORMATION		
10.000	.000	.000	10.000	SREF	4.4119	50.FT.
10.000	10.000	10.000	10.000	LREF	19.2299	INCHES
10.000	20.000	20.000	10.000	BREF	37.9359	INCHES
				XMRP	43.5974	INCHES
				YMRP	.0000	INCHES
				ZMRP	15.1875	INCHES
				SCALE	.0405	SCALE

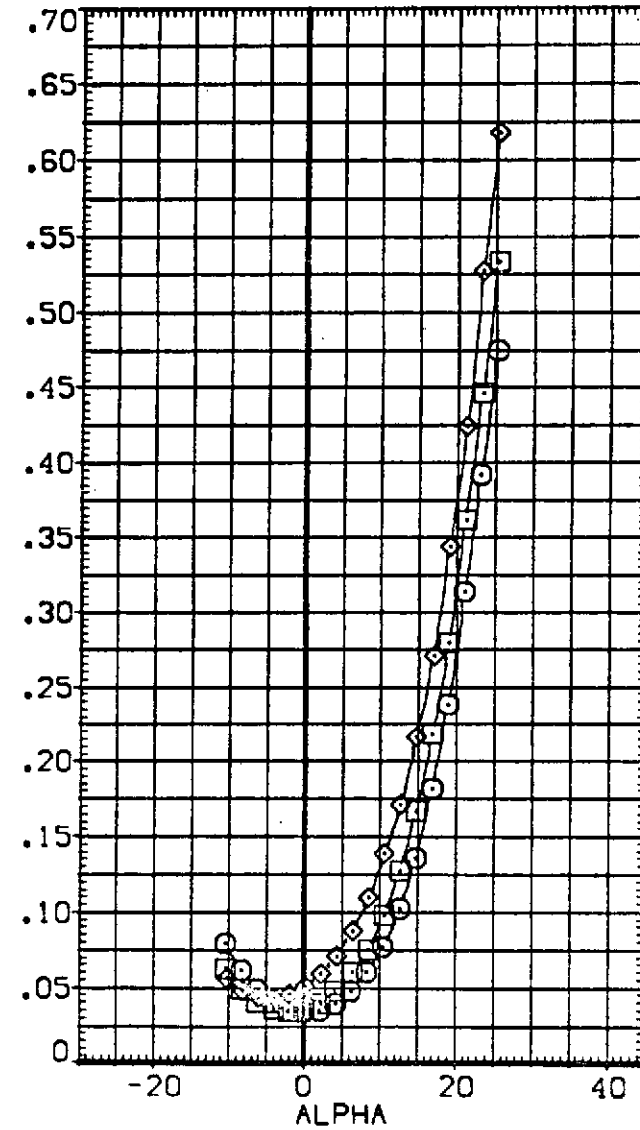
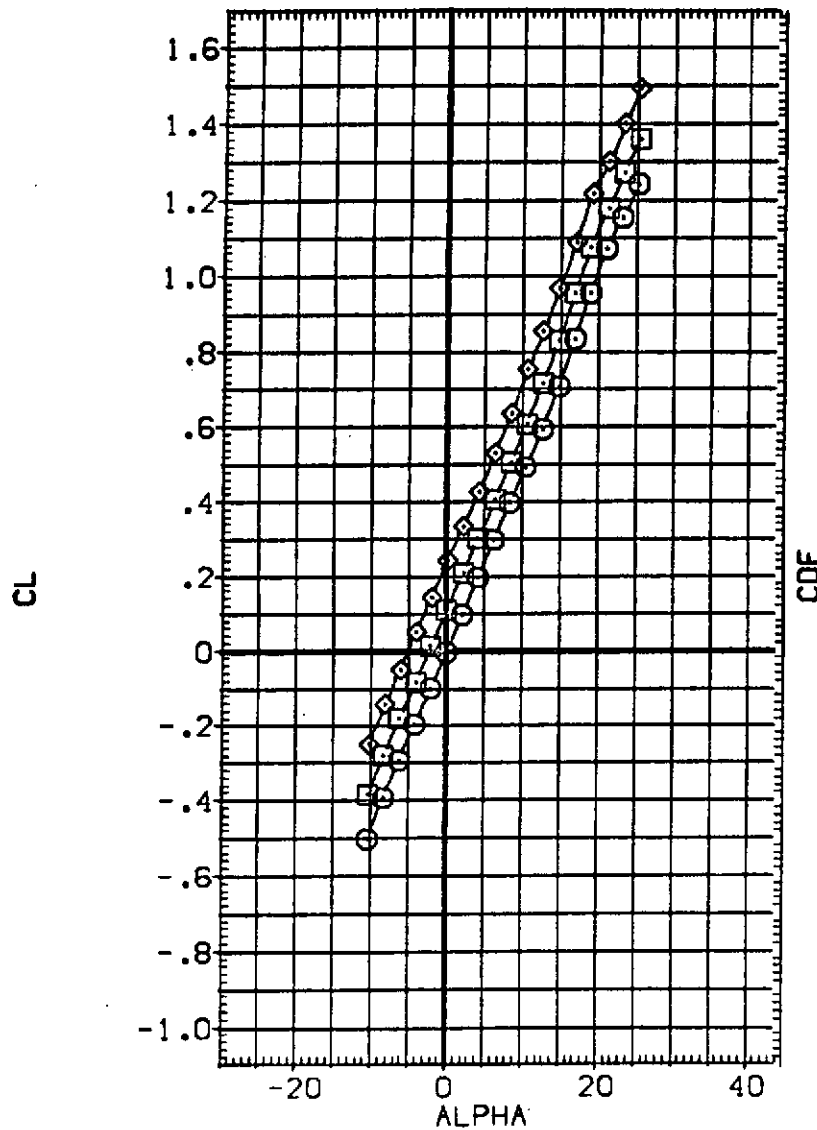


FIG 24 INBOARD ELEVON EFFECTIVENESS, SIX INCH GAPS, OTBD ELEVON = 10 DEG.
 (A) MACH = .26 PAGE 176

DATA SET SYMBOL	CONFIGURATION DESCRIPTION
{BF6039}	CA118 B26C9M7F8V116E43V8R5X9
{BF6021}	CA118 B26C9M7F8V116E43V8R5X9
{BF6051}	CA118 B26C9M7F8V116E43V8R5X9

ELE-L0	ELE-L1	ELE-R1	ELE-R0	REFERENCE INFORMATION	
10.000	.000	.000	10.000	SREF	4.4119 SO.FT.
10.000	10.000	10.000	10.000	LREF	19.2299 INCHES
10.000	20.000	20.000	10.000	BREF	37.9358 INCHES
				XMRP	43.5974 INCHES
				YMRP	.0000 INCHES
				ZMRP	15.1875 INCHES
				SCALE	.0405 SCALE

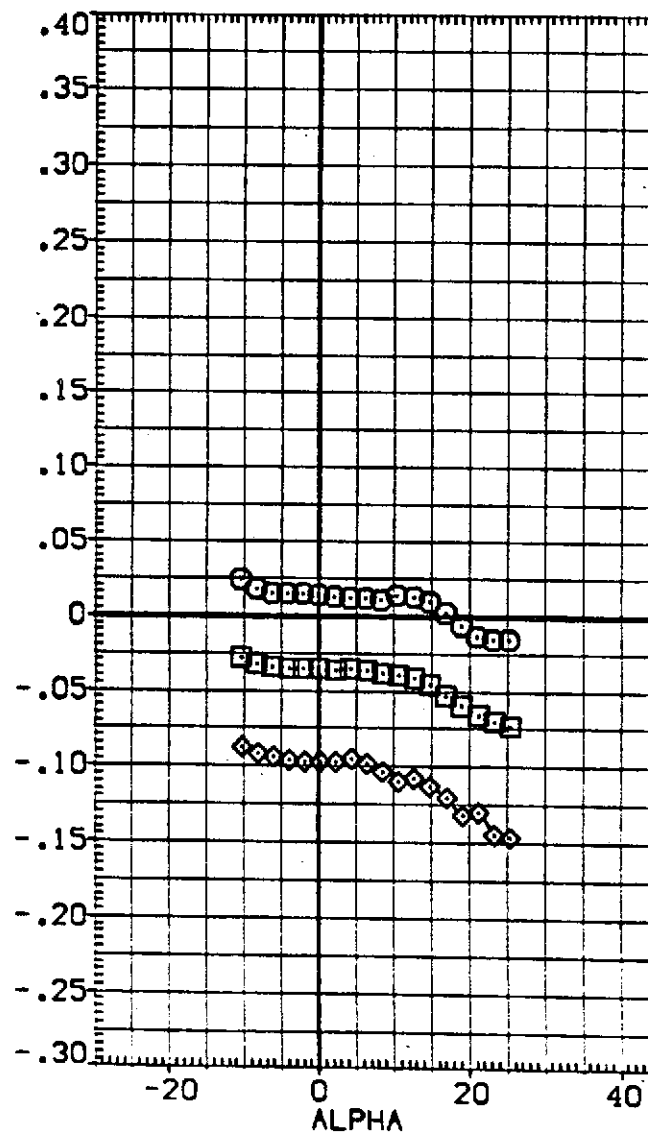
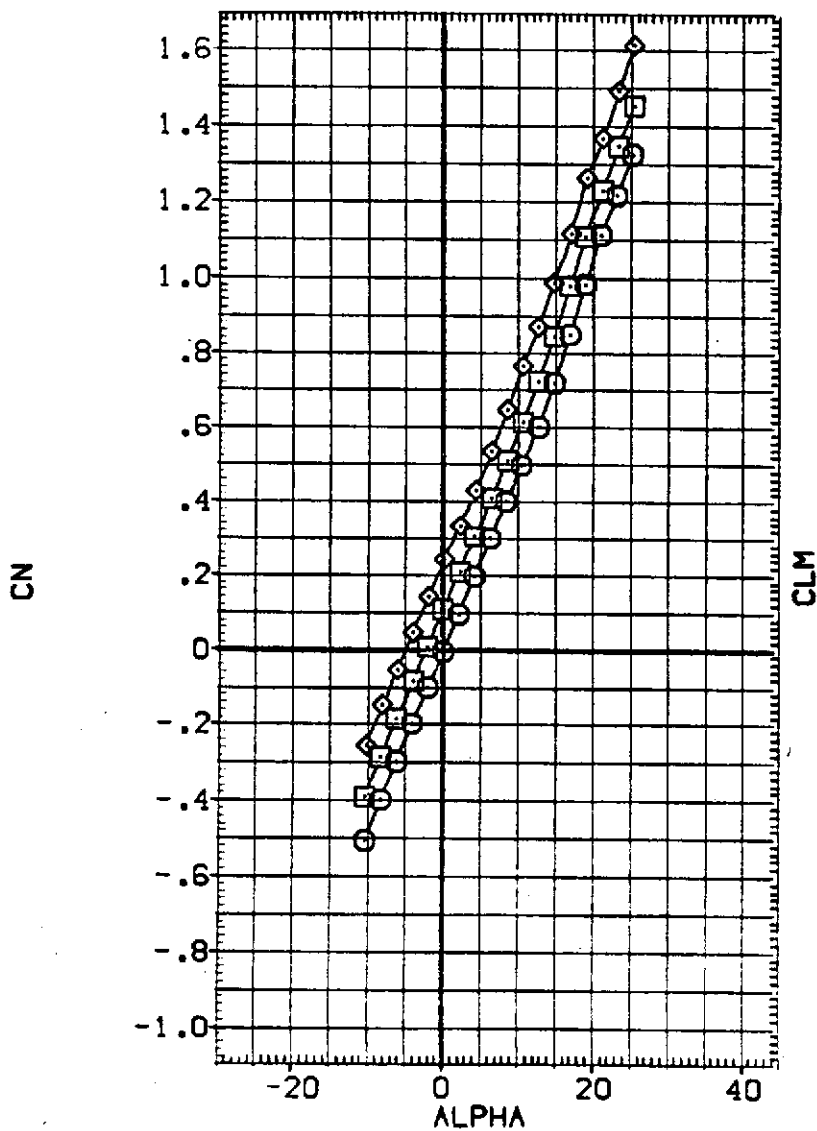


FIG 24 INBOARD ELEVON EFFECTIVENESS, SIX INCH GAPS, OTBD ELEVON = 10 DEG.
 (A) MACH = .26

DATA SET SYMBOL	CONFIGURATION DESCRIPTION
(BF6039)	CA118 B26C9M7FBV116E43V8R5X9
(BF6021)	CA118 B26C9M7FBV116E43V8R5X9
(BF6051)	CA118 B26C9M7FBV116E43V8R5X9

ELE-L0	ELE-L1	ELE-R1	ELE-R0	REFERENCE INFORMATION	
10.000	.000	.000	10.000	SREF	4.4119 SO.FT.
10.000	10.000	10.000	10.000	LREF	19.2299 INCHES
10.000	20.000	20.000	10.000	BREF	37.9358 INCHES
				XMRP	43.5974 INCHES
				YMRP	.0000 INCHES
				ZMRP	15.1875 INCHES
				SCALE	.0405 SCALE

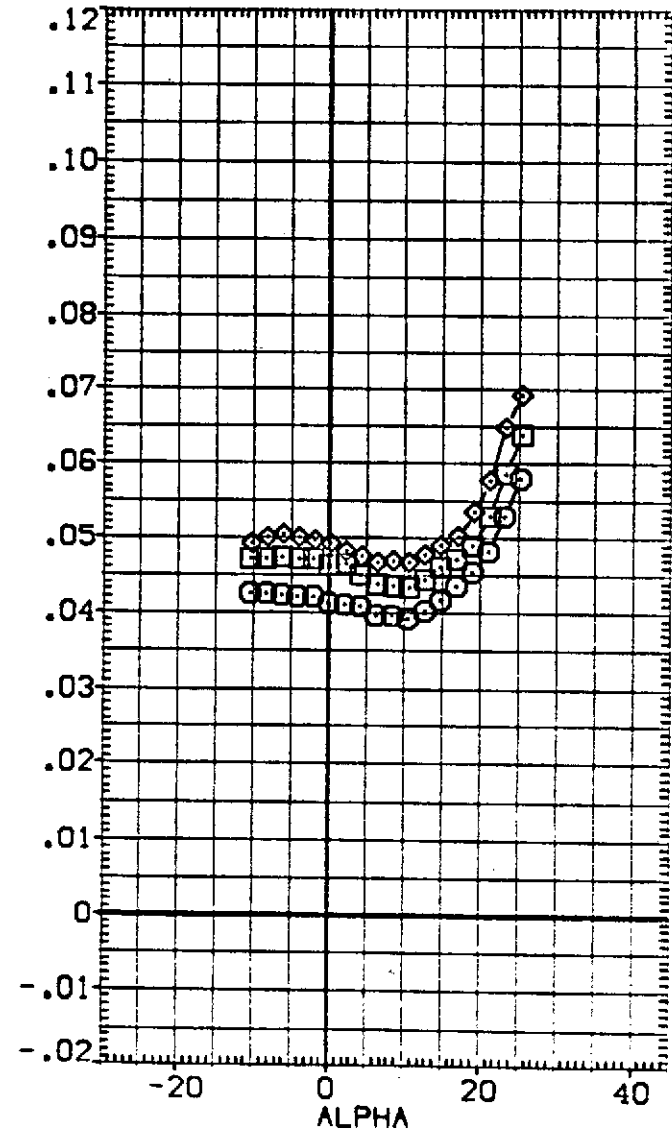
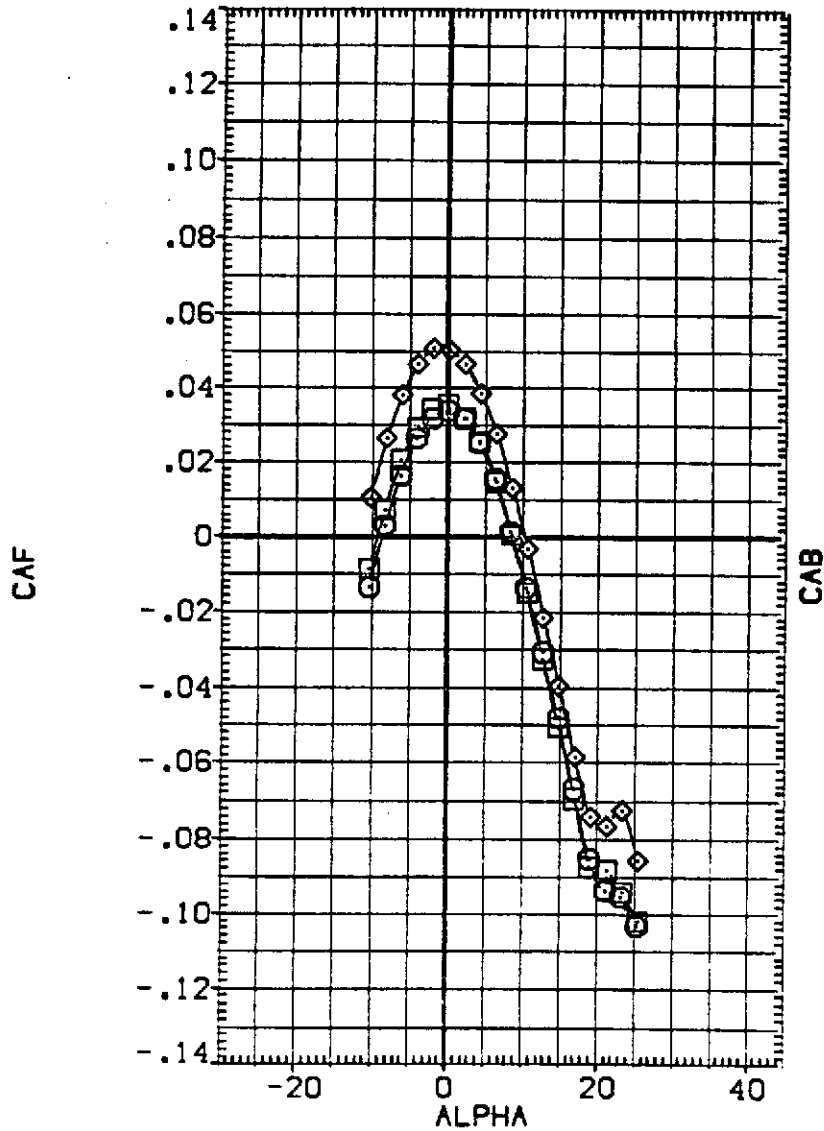


FIG 24 INBOARD ELEVON EFFECTIVENESS, SIX INCH GAPS, OTBD ELEVON = 10 DEG.
 (A)MACH = .26

DATA SET SYMBOL	CONFIGURATION DESCRIPTION
(BF6039)	DA118 B26C9M7F8V116E43V8R5X9
(BF6021)	DA118 B26C9M7F8V116E43V8R5X9
(BF6051)	DA118 B26C9M7F8V116E43V8R5X9

ELE-L0	ELE-L1	ELE-R1	ELE-R0	REFERENCE INFORMATION	
10.000	.000	.000	10.000	SREF	4.4119 SO.FT.
10.000	10.000	10.000	10.000	LREF	19.2299 INCHES
10.000	20.000	20.000	10.000	BREF	37.9359 INCHES
				XMRP	43.5874 INCHES
				YMRP	.0000 INCHES
				ZMRP	15.1875 INCHES
				SCALE	.0405 SCALE

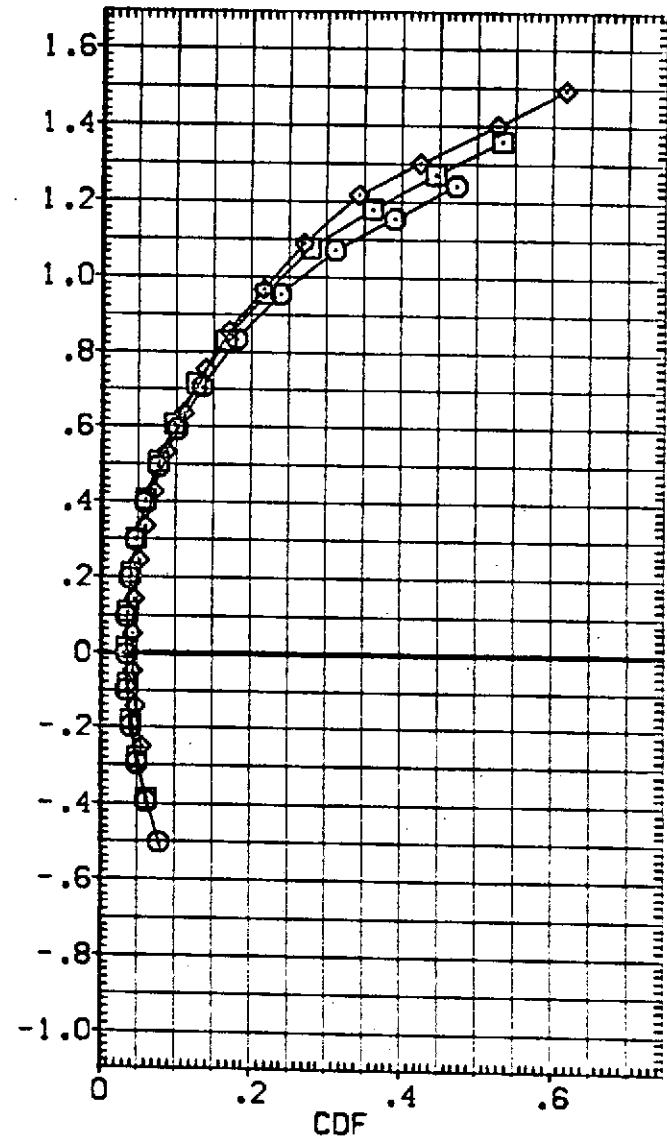
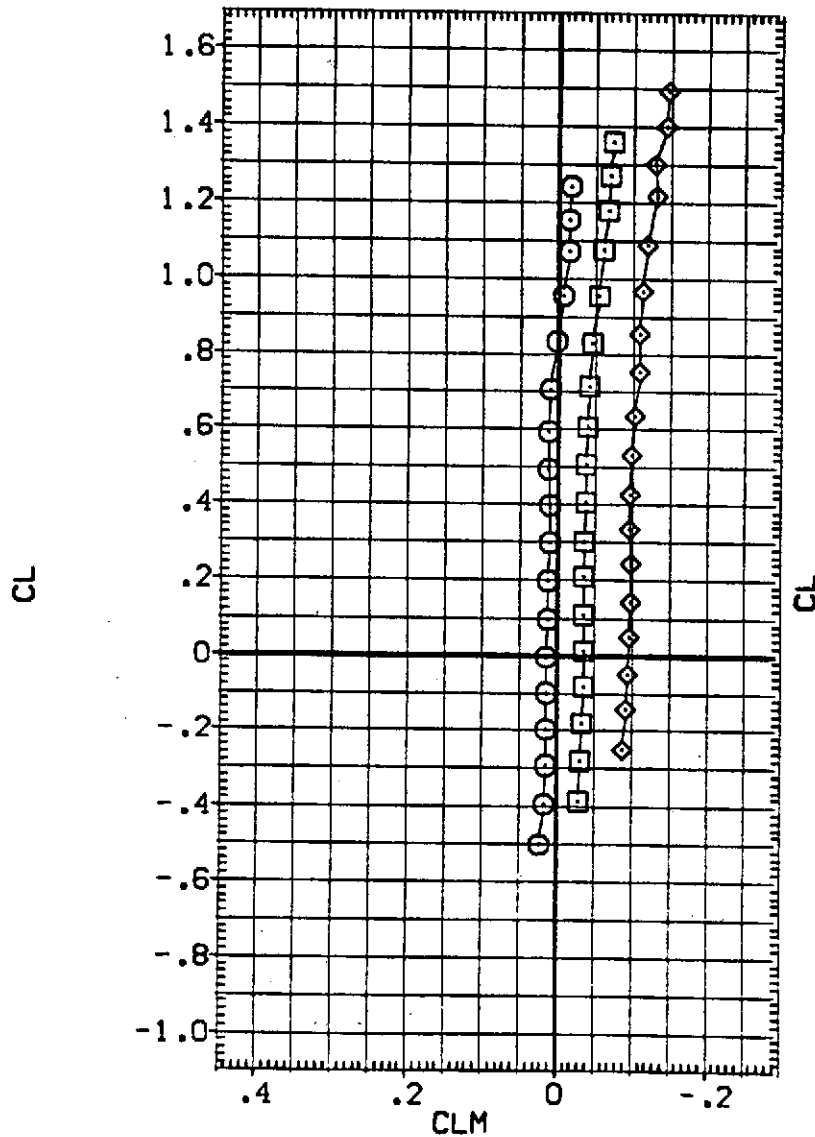


FIG 24 INBOARD ELEVON EFFECTIVENESS, SIX INCH GAPS, OTBD ELEVON = 10 DEG.
 (A) MACH = .26

DATA SET SYMBOL	CONFIGURATION	DESCRIPTION
{BF6039}	DA118 B26C9M7R8V	16E43V8R5X9
{BF6021}	DA118 B26C9M7R8V	16E43V8R5X9
{BF6051}	DA118 B26C9M7R8V	16E43V8R5X9

ELE-L0	ELE-L1	ELE-R1	ELE-R0	REFERENCE INFORMATION		
10.000	.000	.000	10.000	SREF	4.4119	50. FT.
10.000	10.000	10.000	10.000	LREF	19.2799	INCHES
10.000	20.000	20.000	10.000	BREF	37.9359	INCHES
				XMRP	43.5974	INCHES
				YMRP	.0000	INCHES
				ZMRP	15.1875	INCHES
				SCALE	.0405	SCALE

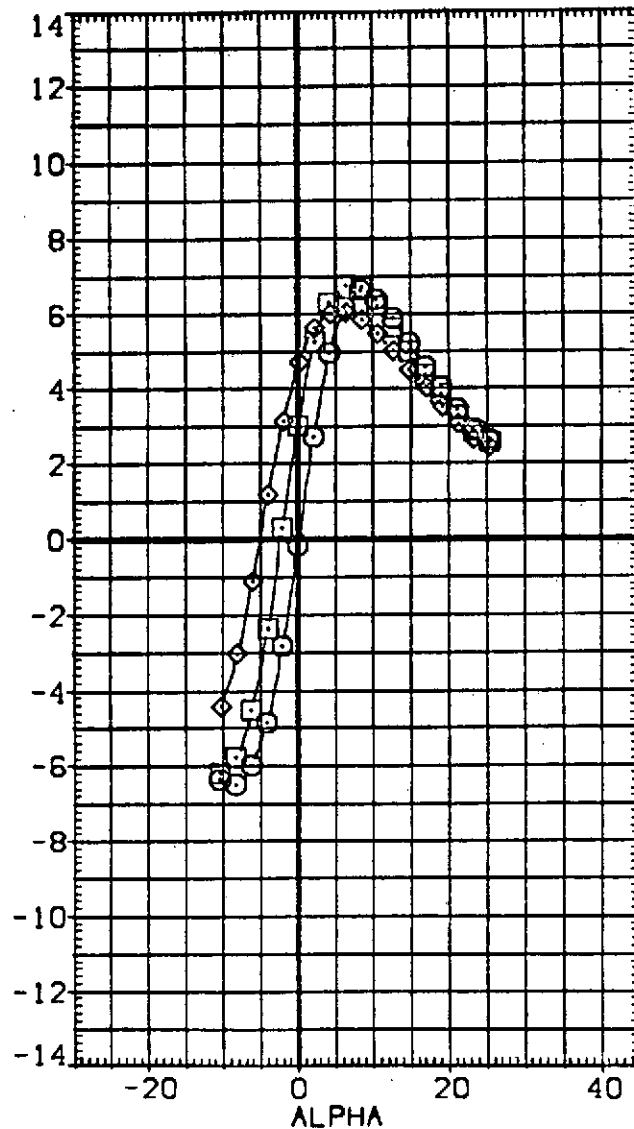
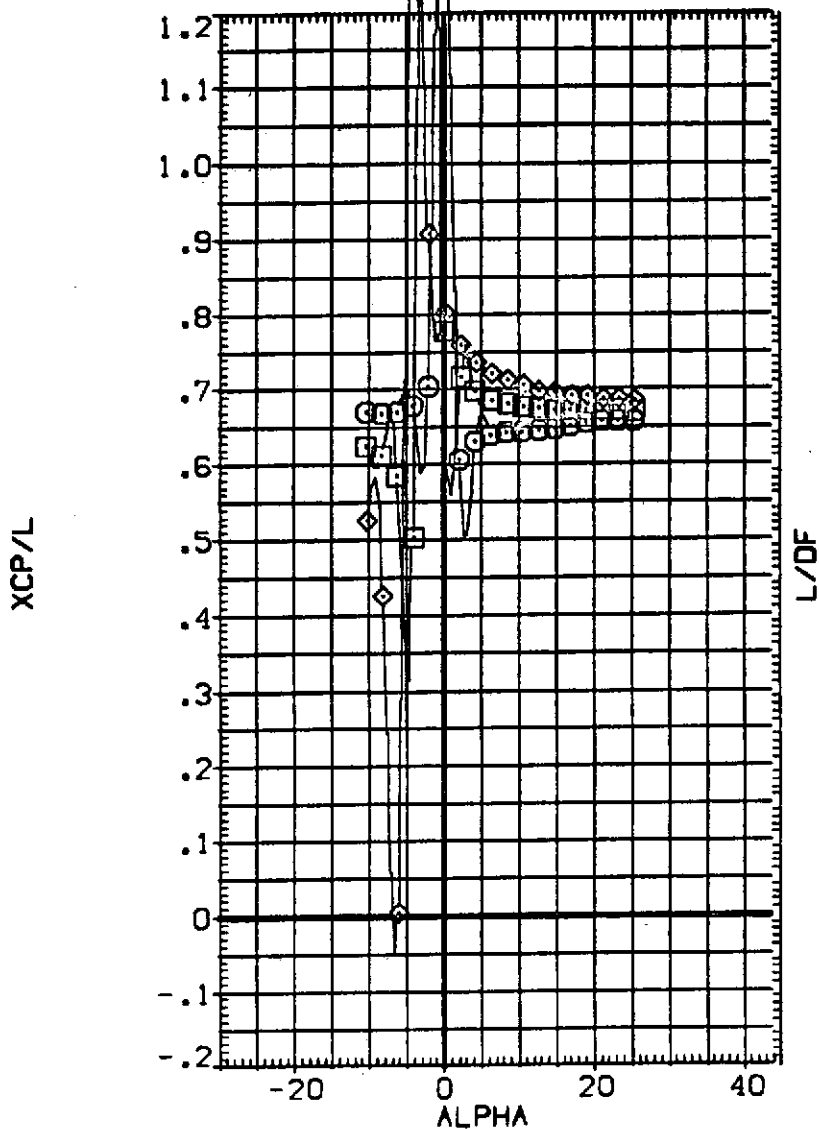


FIG 24 INBOARD ELEVON EFFECTIVENESS, SIX INCH GAPS, OTBD ELEVON = 10 DEG.
 (A)MACH = .26

0A118 B26C9M7F8W116E43V8R5X9

(GF6039)

SYMBOL	ALPHA	PARAMETRIC VALUES				DATA SOURCE			REFERENCE INFORMATION		
○	-10.000	MACH	.260	ELE-L0	10.000	DATASET	ELE-L1	SREF	4.4119	SO, FT.	
□	-8.000	ELE-R1	.000	ELE-R0	10.000	GF6039	.000	LREF	19.2299	INCHES	
◇	-6.000	SPOGRK	25.000	BOFLAP	-12.000	GF6051	20.000	BREF	37.9359	INCHES	
△	-4.000	RUDDER	.000	ELE-08	10.000			XMRP	43.5974	INCHES	
▽	-2.000	AIL-08	.000	BETA	.000			YMRP	.0000	INCHES	
								ZMRP	15.1875	INCHES	
								SCALE	.0405	SCALE	

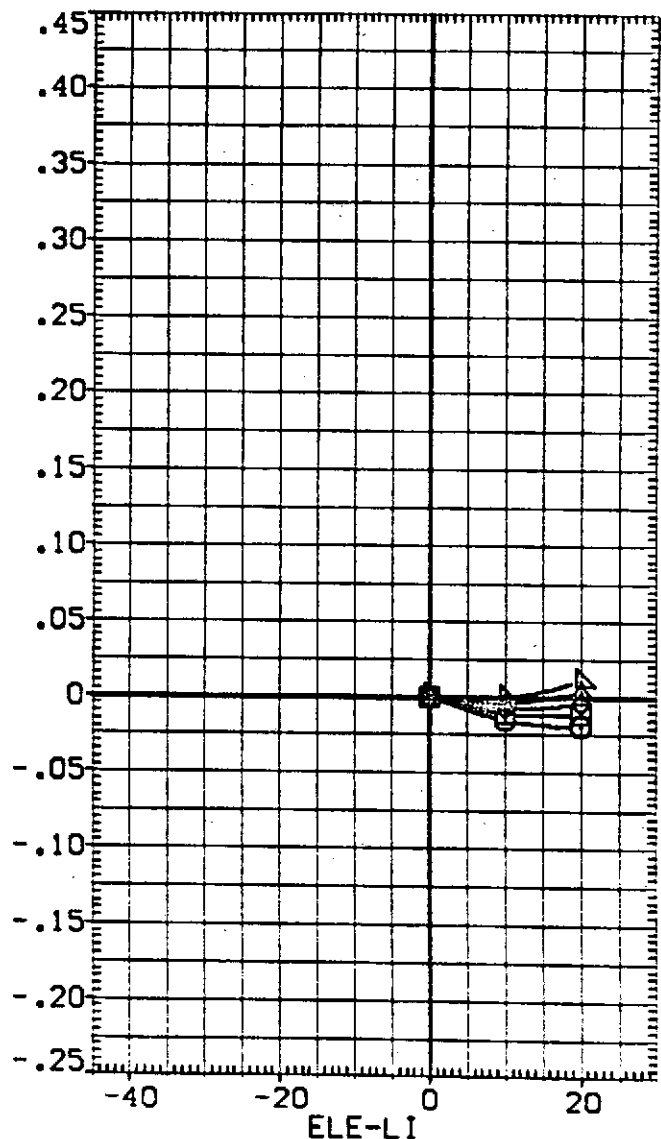
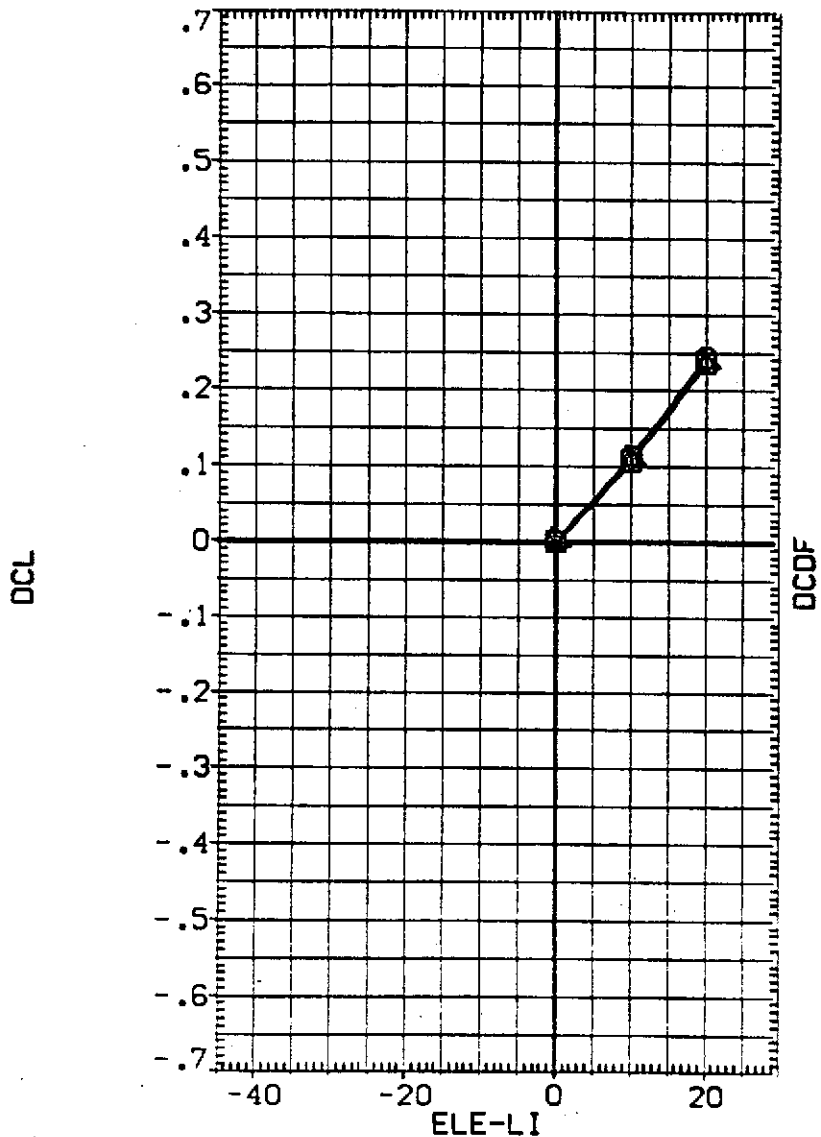


FIG 24 INBOARD ELEVON EFFECTIVENESS, SIX INCH GAPS, OTBD ELEVON = 10 DEG.

SYMBOL
 ○
 □
 ◇
 △
 ▽

ALPHA	MACH	PARAMETRIC VALUES			
.000		.260	ELE-L0	10.000	DATASET
2.000	ELE-RI	.000	ELE-R0	10.000	GF6039
4.000	SPOBRK	25.000	BDFLAP	-12.000	GF6051
6.000	RUDDER	.000	ELE-08	10.000	
8.000	AIL-08	.000	BETA	.000	

DATA SOURCE			REFERENCE INFORMATION		
ELE-LI	DATASET	ELE-LI	SREF	4.4119	50.FT.
.000	GF6021	10.000	LREF	19.2299	INCHES
20.000			BREF	37.9359	INCHES
			XMRP	43.5974	INCHES
			YMRP	.0000	INCHES
			ZMRP	15.1875	INCHES
			SCALE	.0405	SCALE

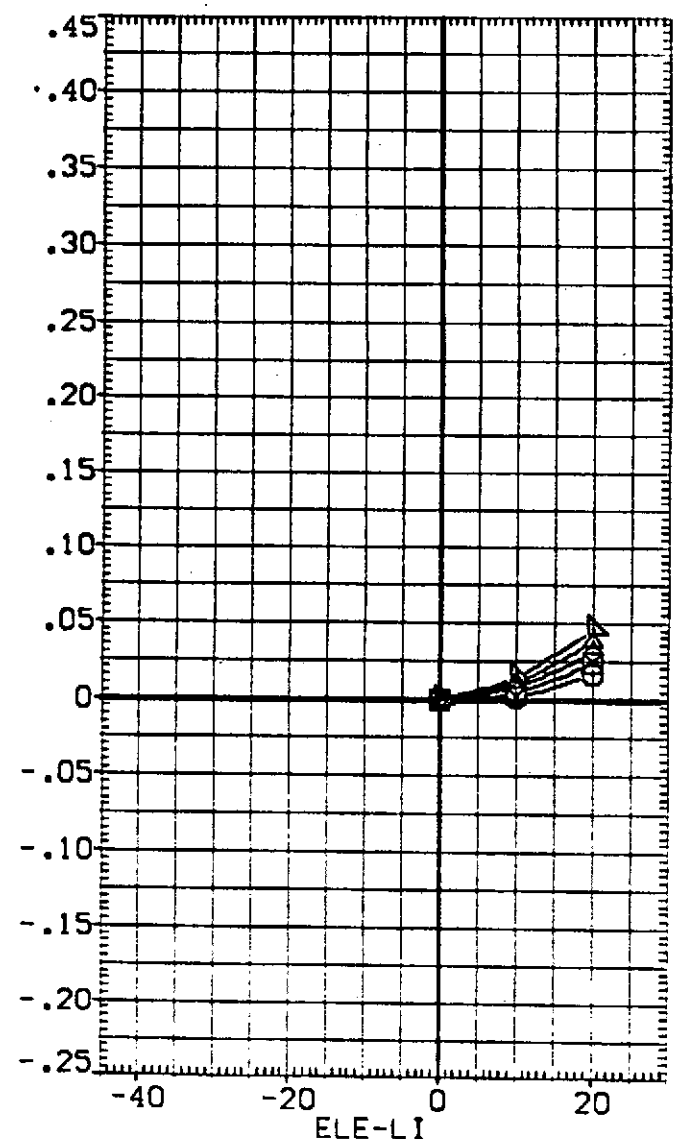
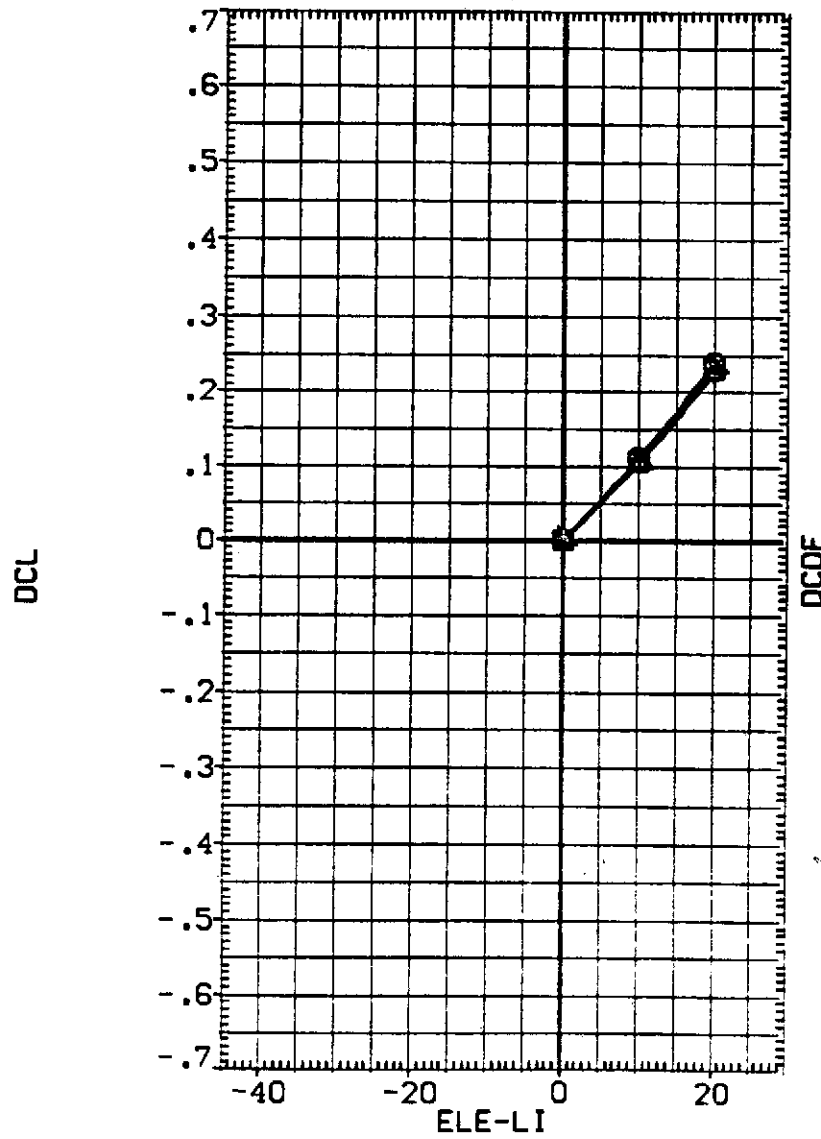


FIG 24 INBOARD ELEVON EFFECTIVENESS, SIX INCH GAPS, OTBD ELEVON = 10 DEG.

0A118 B26C9M7F8W116E43V8R5X9

(GF6039)

SYMBOL
 ○
 □
 ◇
 ▲
 ▼

ALPHA	PARAMETRIC VALUES				DATASET
10.000	MACH	.260	ELE-L0	10.000	10.000
12.000	ELE-R1	.000	ELE-R0	10.000	GF6039
14.000	SPOBRK	25.000	BDFLAP	-12.000	GF6051
16.000	RUDDER	.000	ELE-08	10.000	
18.000	AIL-08	.000	BETA	.000	

DATA SOURCE		
ELE-L1	DATASET	ELE-L1
.000	GF6021	10.000
20.000		

REFERENCE INFORMATION		
SREF	4.4119	SO.FT.
LREF	19.2299	INCHES
BREF	37.9359	INCHES
XMRP	43.5974	INCHES
YMRP	.0000	INCHES
ZMRP	15.1875	INCHES
SCALE	.0405	SCALE

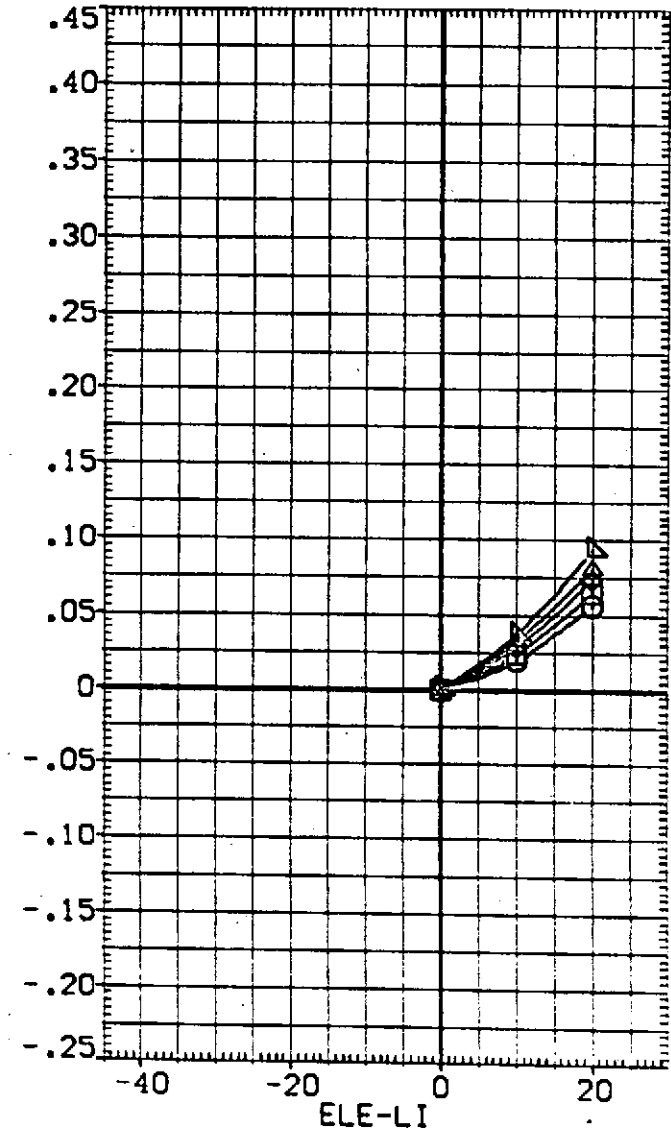
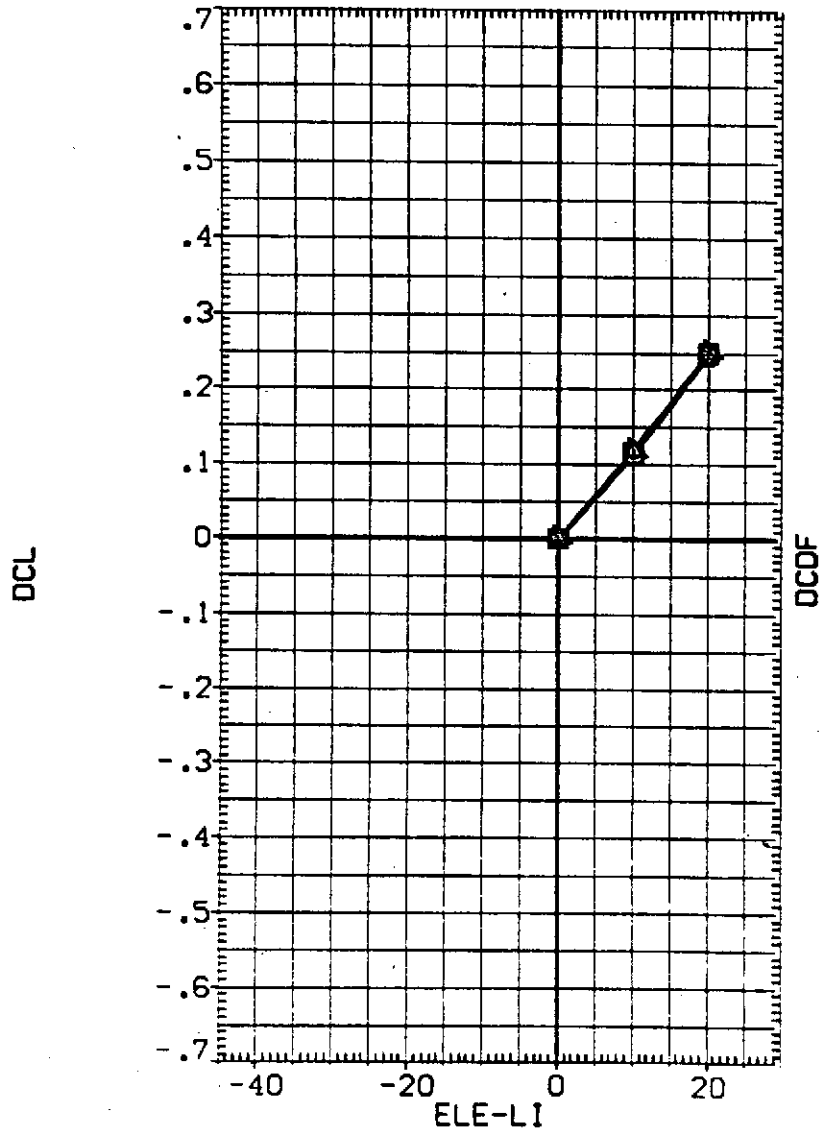


FIG 24 INBOARD ELEVON EFFECTIVENESS, SIX INCH GAPS, OTBD ELEVON = 10 DEG.

SYMBOL	ALPHA	PARAMETRIC VALUES			
○	20.000	MACH	.260	ELE-L0	10.000
□	22.000	ELE-RI	.000	ELE-R0	10.000
◇	24.000	SPOBRK	25.000	BOFLAP	-12.000
△	25.000	RUDDER	.000	ELE-08	10.000
		AIL-08	.000	BETA	.000

DATA SOURCE			REFERENCE INFORMATION		
ELE-L1	DATASET	ELE-L1	SREF	4.4119	50.FT.
.000	GF6021	10.000	LREF	19.2299	INCHES
20.000			BREF	37.9359	INCHES
			XMRP	43.5974	INCHES
			YMRP	.0000	INCHES
			ZMRP	15.1875	INCHES
			SCALE	.0405	SCALE

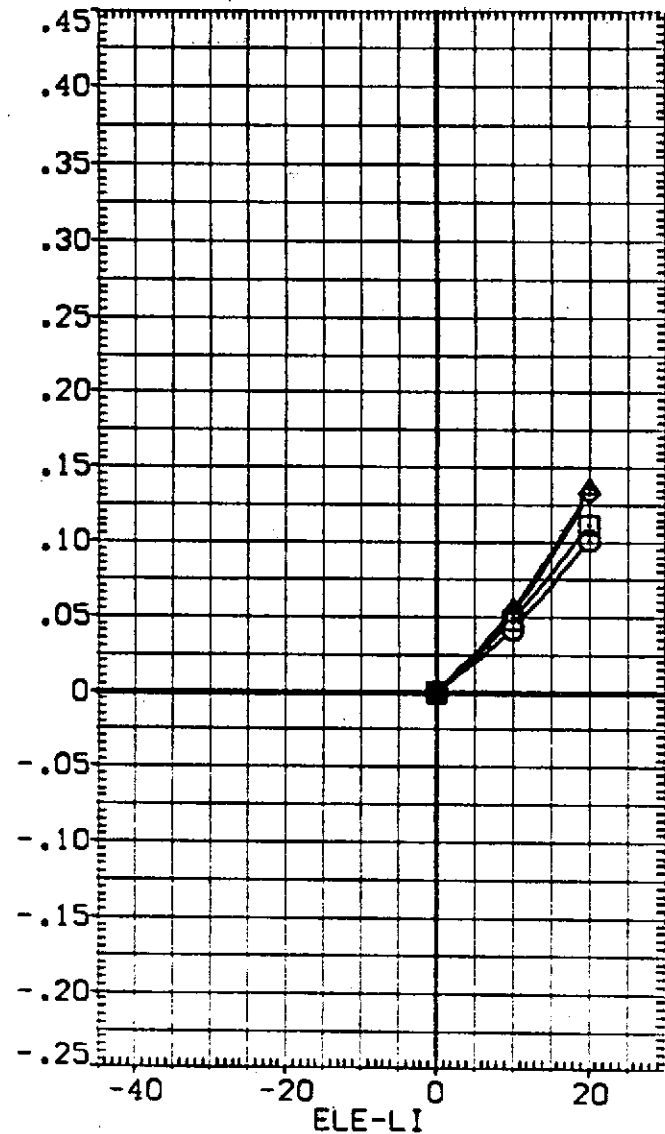
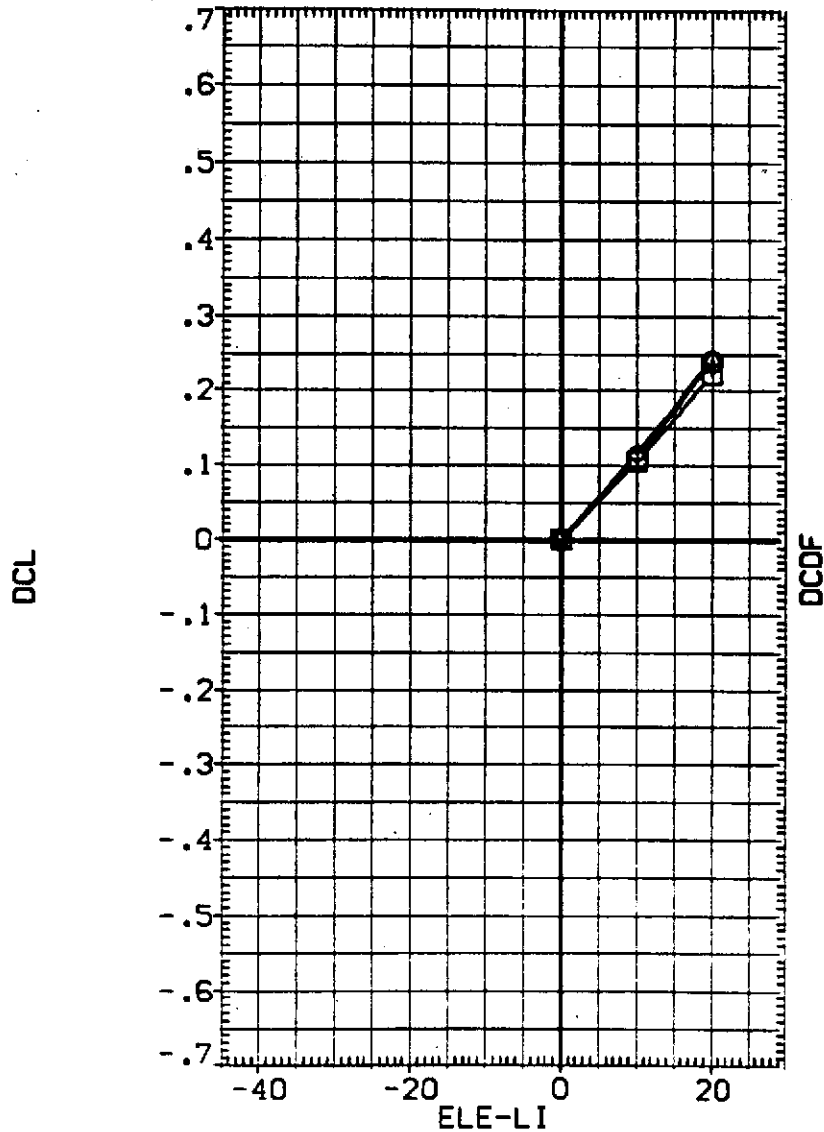


FIG 24 INBOARD ELEVON EFFECTIVENESS, SIX INCH GAPS, OTBD ELEVON = 10 DEG.

0A118 B26C9M7F8W116E43V8R5X9

(GF6039)

SYMBOL	PARAMETRIC VALUES				DATA SOURCE			REFERENCE INFORMATION		
	ALPHA	MACH	ELE-LI	PARAMETRIC VALUE	ELE-LI	DATASET	ELE-LI	SREF	INCHES	SCALE
○	-10.000		.260	ELE-LI	10.000	GF6039	10.000	4.4119	SO. FT.	
□	-8.000		.000	ELE-RO	10.000	GF6039	.000	19.2299	INCHES	
◇	-6.000		25.000	BDFLAP	-12.000	GF6051	20.000	37.9359	INCHES	
△	-4.000		.000	ELE-OB	10.000			43.5874	INCHES	
▽	-2.000		.000	BETA	.000			YMRP	.0000	INCHES
								ZMRP	15.1875	INCHES
								SCALE	.0405	SCALE

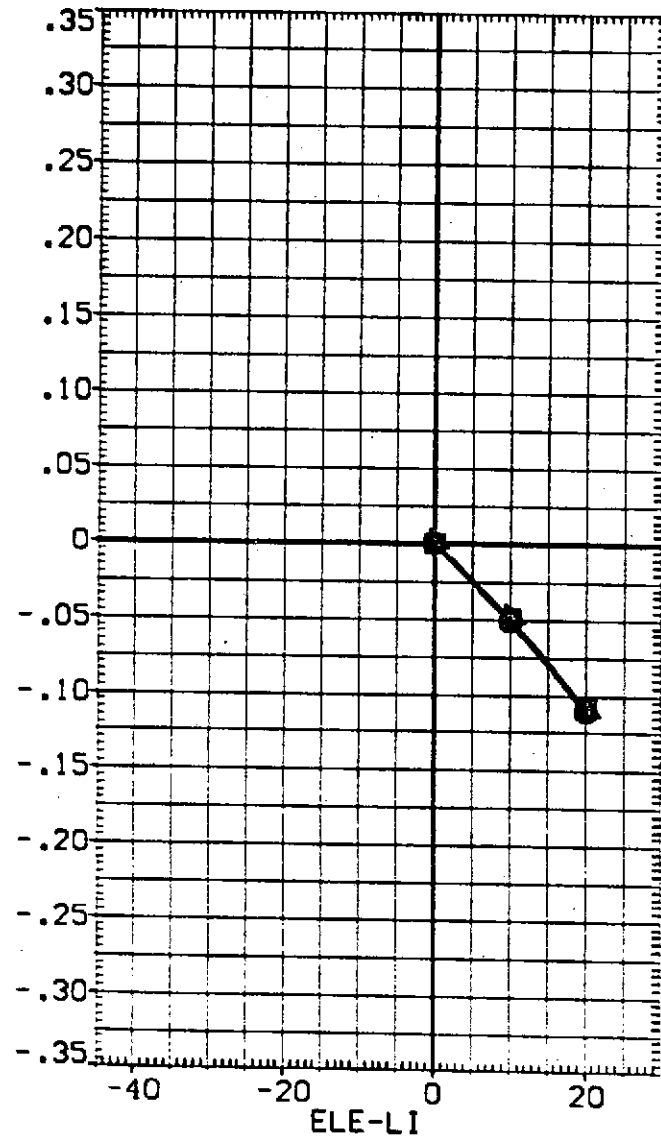
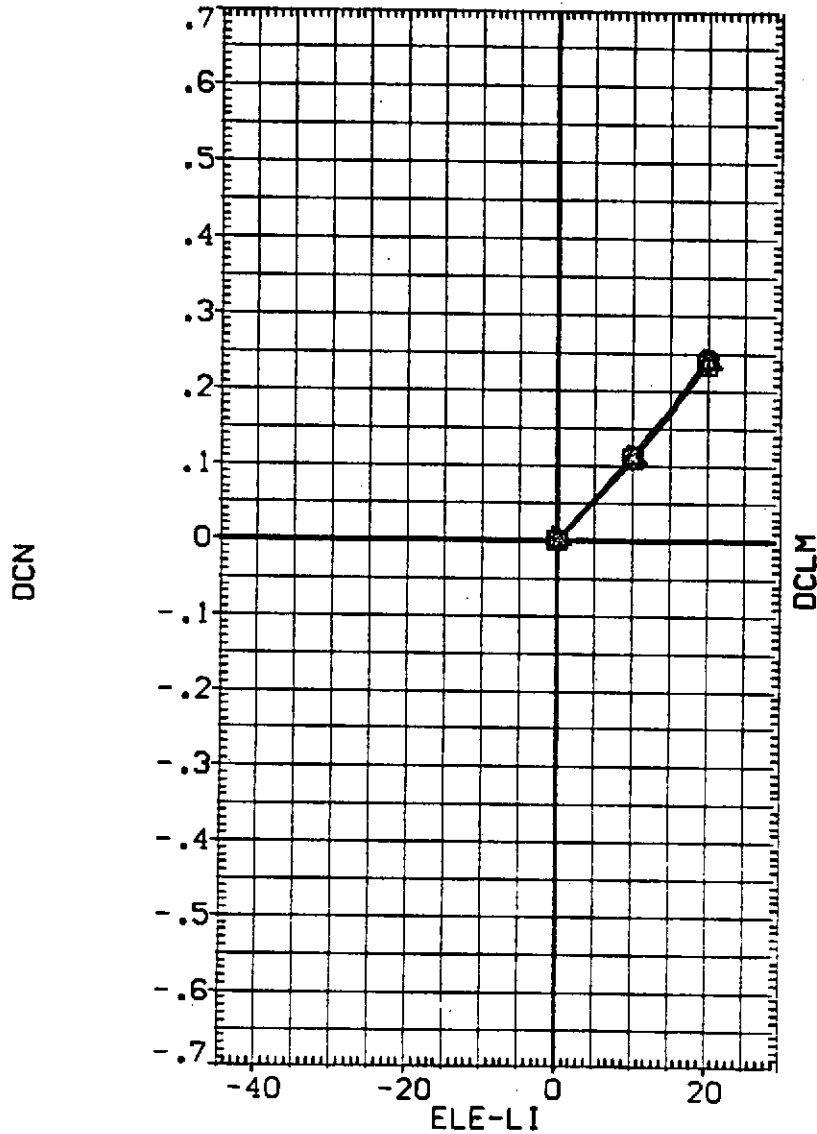


FIG 24 INBOARD ELEVON EFFECTIVENESS, SIX INCH GAPS, OTBD ELEVON = 10 DEG.

SYMBOL
○
□
◇
△
▽

ALPHA	PARAMETRIC VALUES			
.000	MACH	.260	ELE-LI	10.000
2.000	ELE-RI	.000	ELE-RO	10.000
4.000	SPOBRK	25.000	BDFLAP	-12.000
6.000	RUDDER	.000	ELE-OB	10.000
8.000	AIL-OB	.000	BETA	.000

DATA SOURCE	
ELE-LI	DATASET
.000	GF6039
20.000	GF6051

REFERENCE INFORMATION		
SREF	4.4119	50. FT.
LREF	19.2299	INCHES
BREF	37.9369	INCHES
XMRP	43.5974	INCHES
YMRP	.0000	INCHES
ZMRP	15.1875	INCHES
SCALE	.0405	SCALE

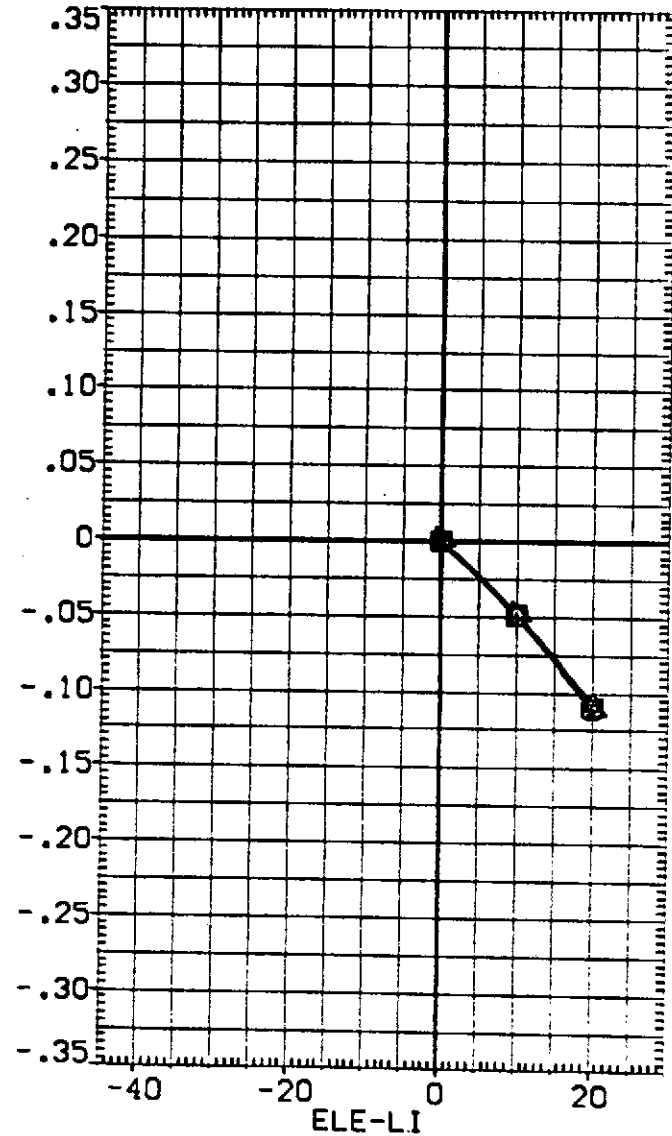
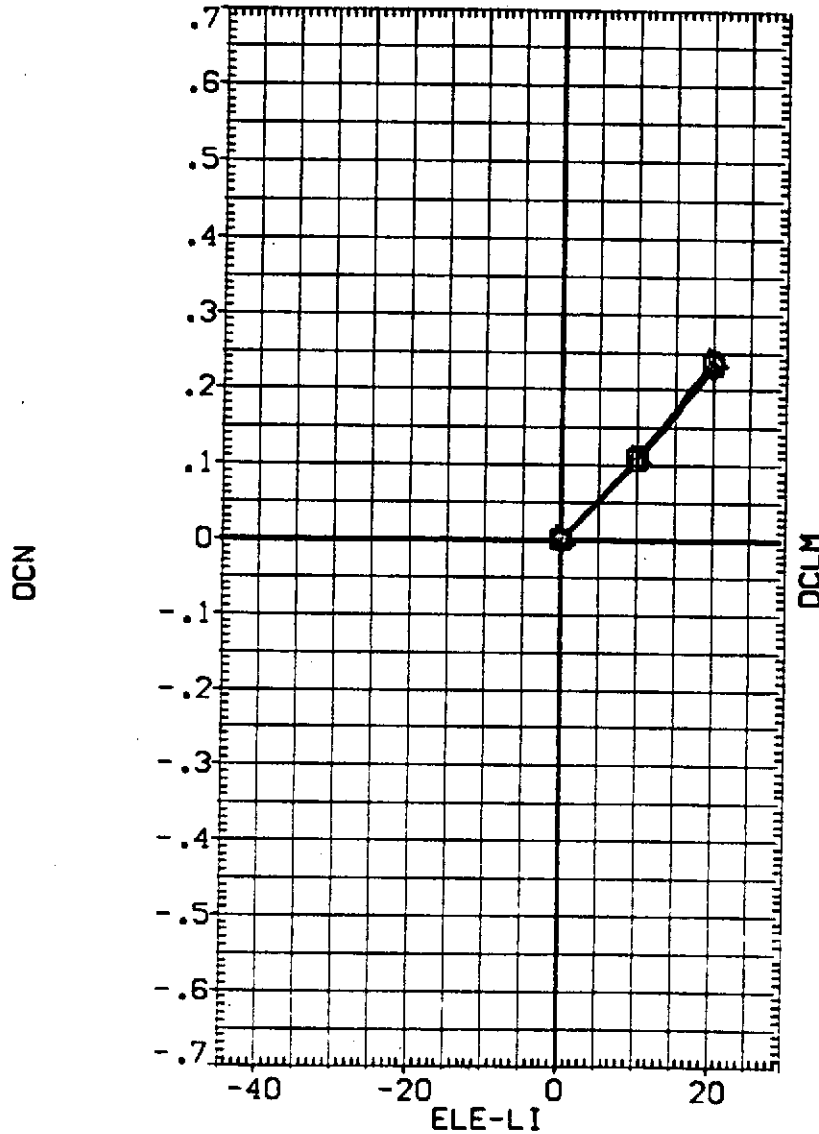


FIG 24 INBOARD ELEVON EFFECTIVENESS, SIX INCH GAPS, OTBD ELEVON = 10 DEG.

0A118 B26C9M7F8W116E43V8R5X9

(GF6039)

SYMBOL
 ○
 □
 ◇
 △
 ▽

ALPHA	MACH	PARAMETRIC VALUES			
10.000		.260	ELE-LO	10.000	DATASET
12.000	ELE-RI	.000	ELE-RO	10.000	GF6039
14.000	SPOBRK	25.000	BOFLAP	-12.000	GF6051
16.000	RUDDER	.000	ELE-OB	10.000	
18.000	AIL-OB	.000	BETA	.000	

DATA SOURCE			REFERENCE INFORMATION		
ELE-LI	DATASET	ELE-LI	SREF	4.4119	50. FT.
.000	GF6021	10.000	LREF	19.2299	INCHES
20.000			BREF	37.9359	INCHES
			XMRP	43.5974	INCHES
			YMRP	.0000	INCHES
			ZMRP	15.1875	INCHES
			SCALE	.0405	SCALE

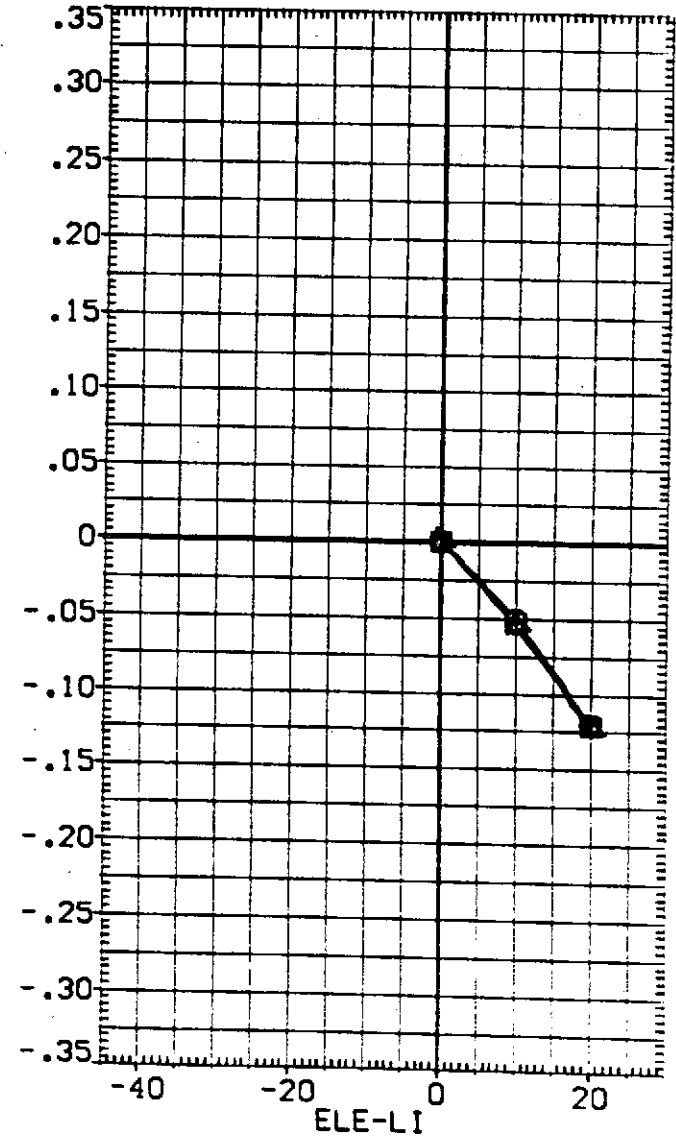
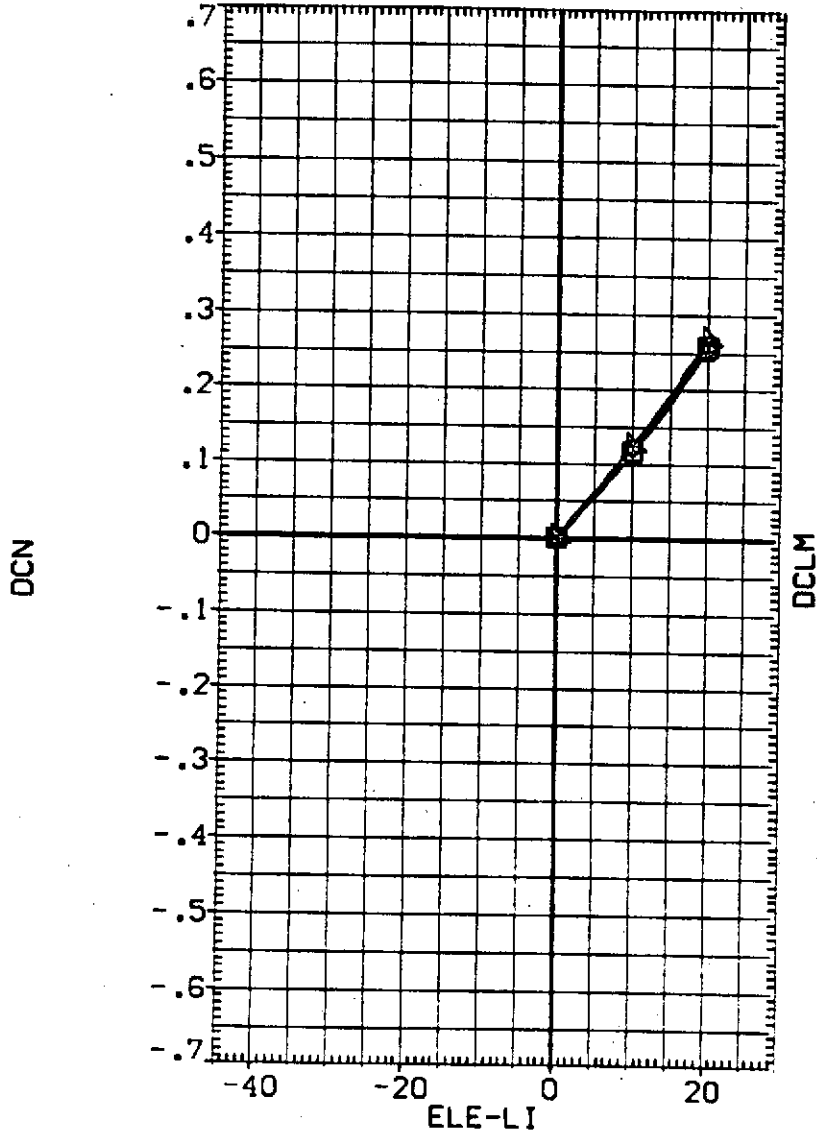


FIG 24 INBOARD ELEVON EFFECTIVENESS, SIX INCH GAPS, OTBD ELEVON = 10 DEG.

SYMBOL
 ○
 □
 ◇
 △

ALPHA	MACH	PARAMETRIC VALUES			
20.000		.260	ELE-LO	10.000	DATASET
22.000	ELE-RI	.000	ELE-RO	10.000	GF6039
24.000	SPOBRK	25.000	BDFLAP	-12.000	GF6051
25.000	RUDDER	.000	ELE-OB	10.000	
	AIL-OB	.000	BETA	.000	

DATA SOURCE			REFERENCE INFORMATION		
ELE-LI	DATASET	ELE-LI	SREF	4.4119	50.FT.
.000	GF6021	10.000	LREF	19.2299	INCHES
20.000			BREF	37.9359	INCHES
			XMRP	43.5974	INCHES
			YMRP	.0000	INCHES
			ZMRP	15.1875	INCHES
			SCALE	.0405	SCALE

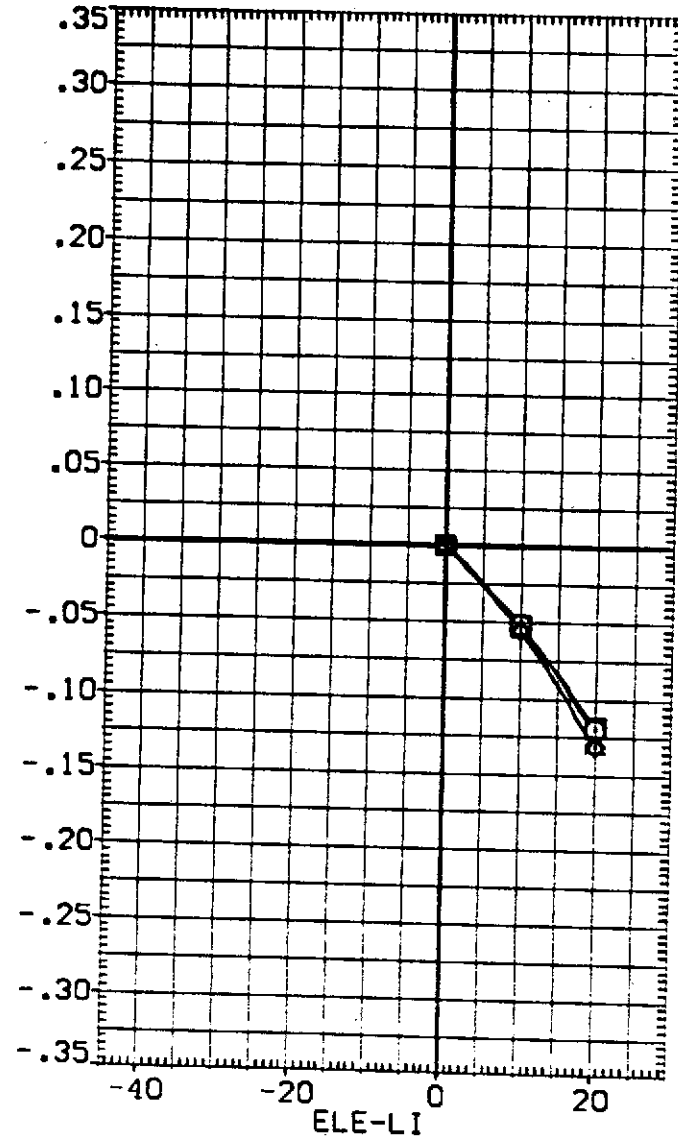
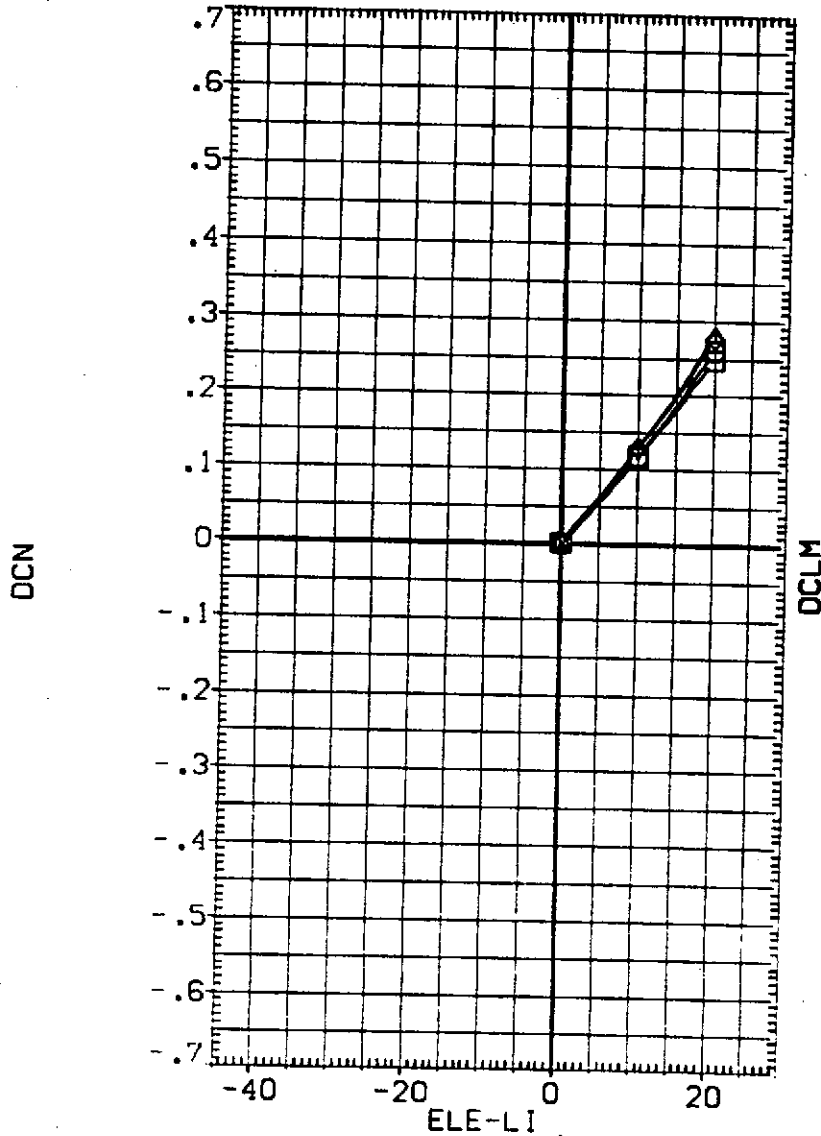


FIG 24 INBOARD ELEVON EFFECTIVENESS, SIX INCH GAPS, OTBD ELEVON = 10 DEG.

DATA SET SYMBOL	CONFIGURATION DESCRIPTION
(BF6044)	OA118 B26C9M7F8V116E43V8R5X9
(BF6045)	OA118 B26C9M7F8V116E43V8R5X9
(BF6022)	OA118 B26C9M7F8V116E43V8R5X9

ELE-L0	ELE-L1	ELE-R1	ELE-R0	REFERENCE INFORMATION
.000	15.000	15.000	.000	SREF 4.4119 SQ.FT.
5.000	15.000	15.000	5.000	LREF 19.2299 INCHES
15.000	15.000	15.000	15.000	BREF 37.9359 INCHES
				XMRP 43.5974 INCHES
				YMRP .0000 INCHES
				ZMRP 15.1875 INCHES
				SCALE .0405 SCALE

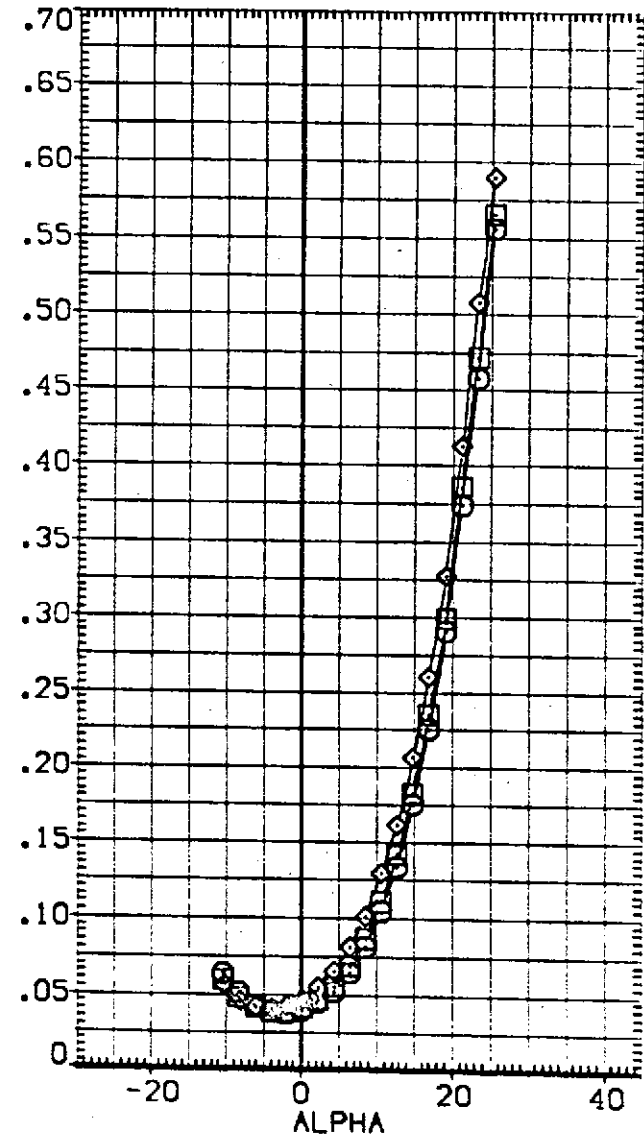
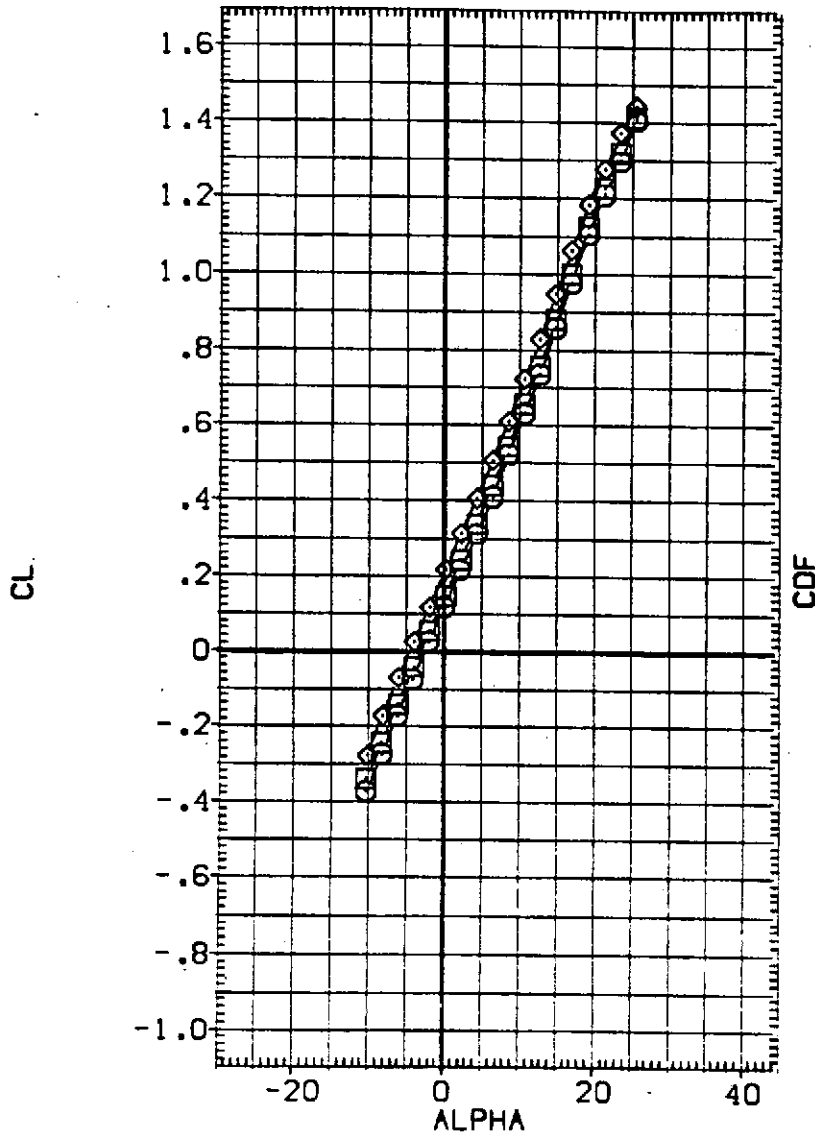


FIG 25 OUTBOARD ELEVON EFFECTIVENESS, SIX INCH GAPS, INBD ELEVON = 15 DEG.
 (A)MACH = .26

DATA SET SYMBOL	CONFIGURATION DESCRIPTION
(BF6044)	0A118 B26C9M7F8V116E43V8R5X9
(BF6045)	0A118 B26C9M7F8V116E43V8R5X9
(BF6022)	0A118 B26C9M7F8V116E43V8R5X9

ELE-L0	ELE-L1	ELE-R1	ELE-R0	REFERENCE INFORMATION	
.000	15.000	15.000	.000	SREF	4.4119 SQ. FT.
5.000	15.000	15.000	5.000	LREF	19.2299 INCHES
15.000	15.000	15.000	15.000	BREF	37.9359 INCHES
				XMRP	43.5974 INCHES
				YMRP	.0000 INCHES
				ZMRP	15.1875 INCHES
				SCALE	.0405 SCALE

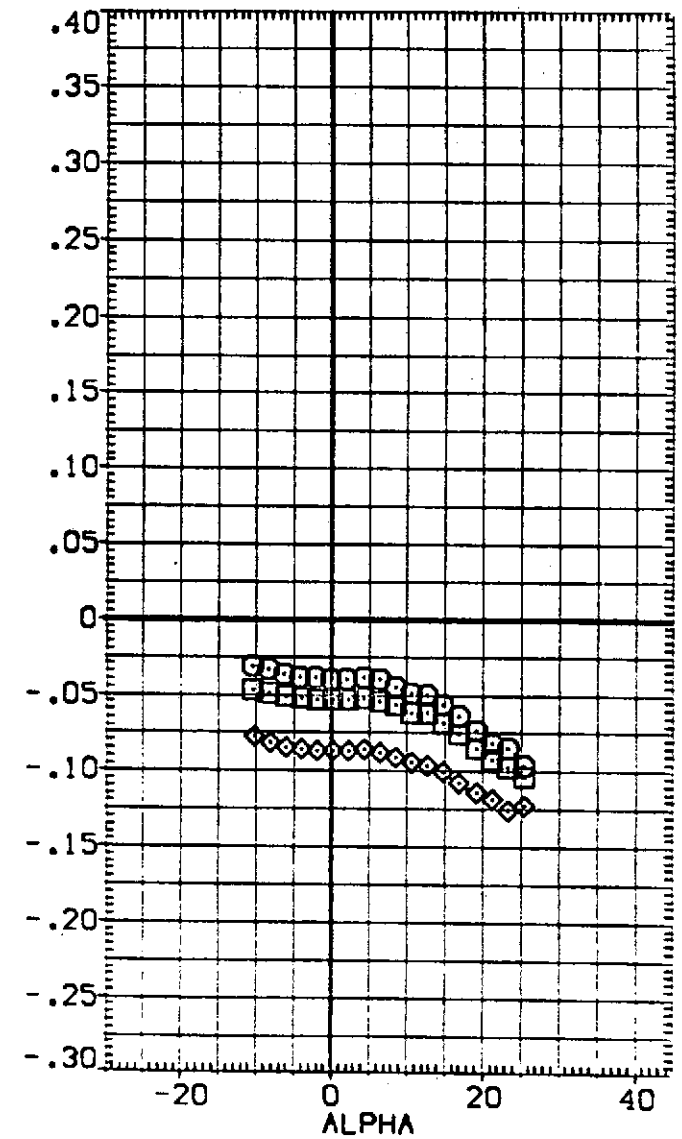
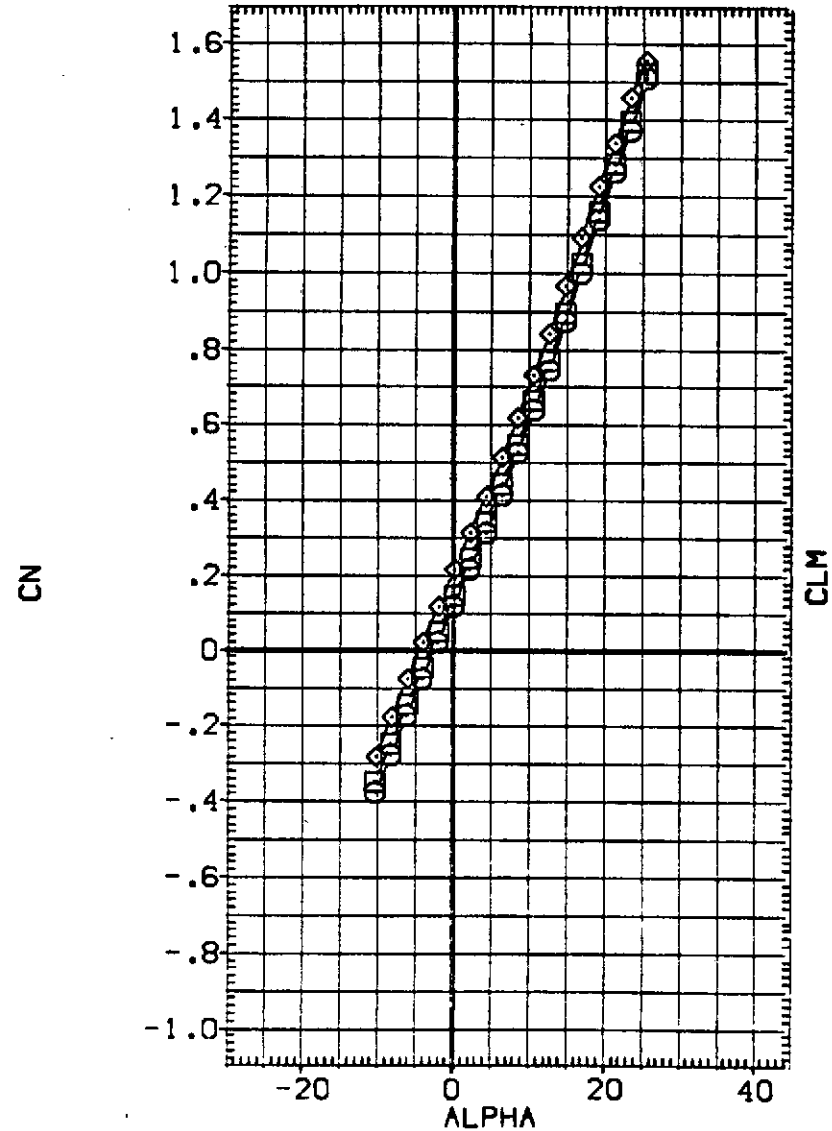


FIG 25 OUTBOARD ELEVON EFFECTIVENESS, SIX INCH GAPS, INBD ELEVON = 15 DEG.

(A) MACH = .26

DATA SET SYMBOL	CONFIGURATION DESCRIPTION
(BF6044)	□ 0A118 B26C9M7F8V116E43V8R5X9
(BF6045)	□ 0A118 B26C9M7F8V116E43V8R5X9
(BF6022)	◇ 0A118 B26C9M7F8V116E43V8R5X9

ELE-L0	ELE-L1	ELE-R1	ELE-R0	REFERENCE INFORMATION		
.000	15.000	15.000	.000	SREF	4.4119	50. FT.
5.000	15.000	15.000	5.000	LREF	19.2299	INCHES
15.000	15.000	15.000	15.000	BREF	37.9359	INCHES
				XMRP	43.5974	INCHES
				YMRP	.0000	INCHES
				ZMRP	15.1875	INCHES
				SCALE	.0405	SCALE

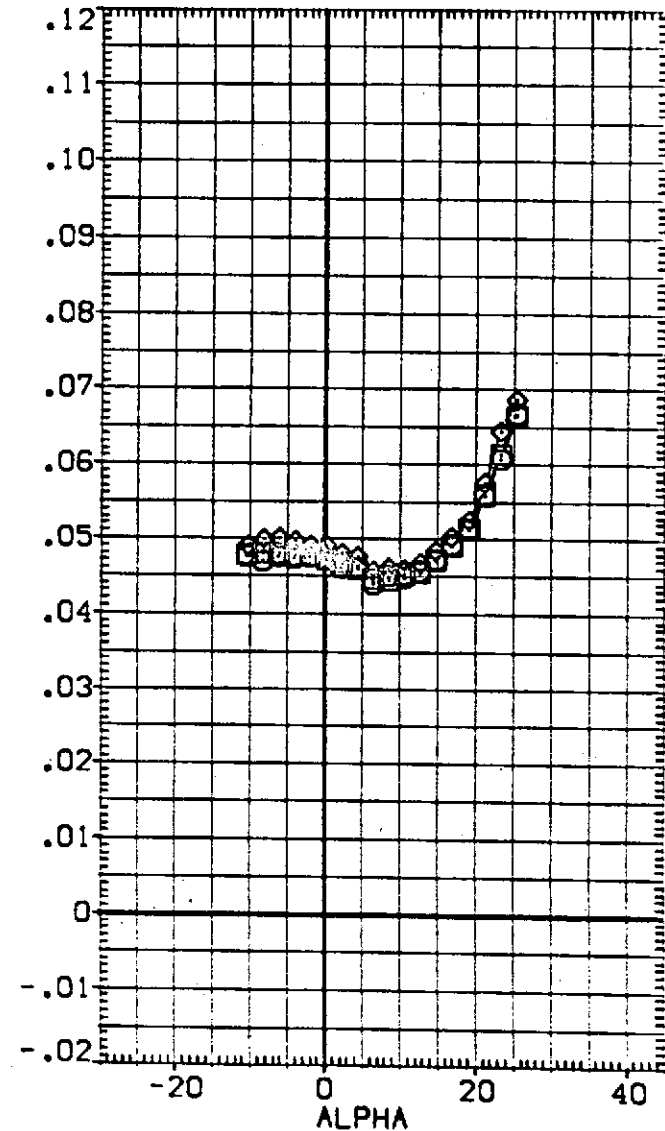
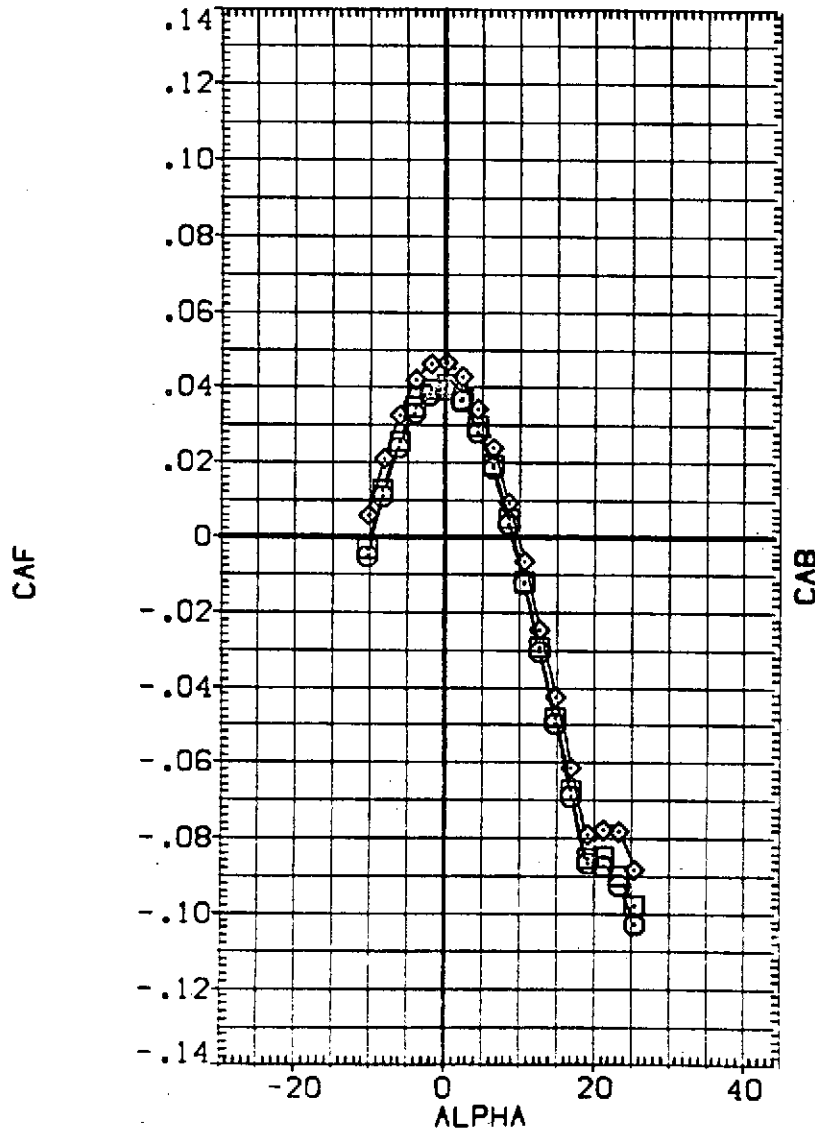


FIG 25 OUTBOARD ELEVON EFFECTIVENESS, SIX INCH GAPS, INBD ELEVON = 15 DEG.
 (A) MACH = .26

DATA SET SYMBOL	CONFIGURATION DESCRIPTION
{BF6044}	□ OA118 B26C9M7F8V116E43V8R5X9
{BF6045}	○ OA118 B26C9M7F8V116E43V8R5X9
{BF6022}	◇ OA118 B26C9M7F8V116E43V8R5X9

ELE-L0	ELE-L1	ELE-R1	ELE-R0	REFERENCE INFORMATION
.000	15.000	15.000	.000	SREF 4.4119 SD.FT.
5.000	15.000	15.000	5.000	LREF 19.2299 INCHES
15.000	15.000	15.000	15.000	BREF 37.9359 INCHES
				XMRP 43.5974 INCHES
				YMRP .0000 INCHES
				ZMRP 15.1875 INCHES
				SCALE .0405 SCALE

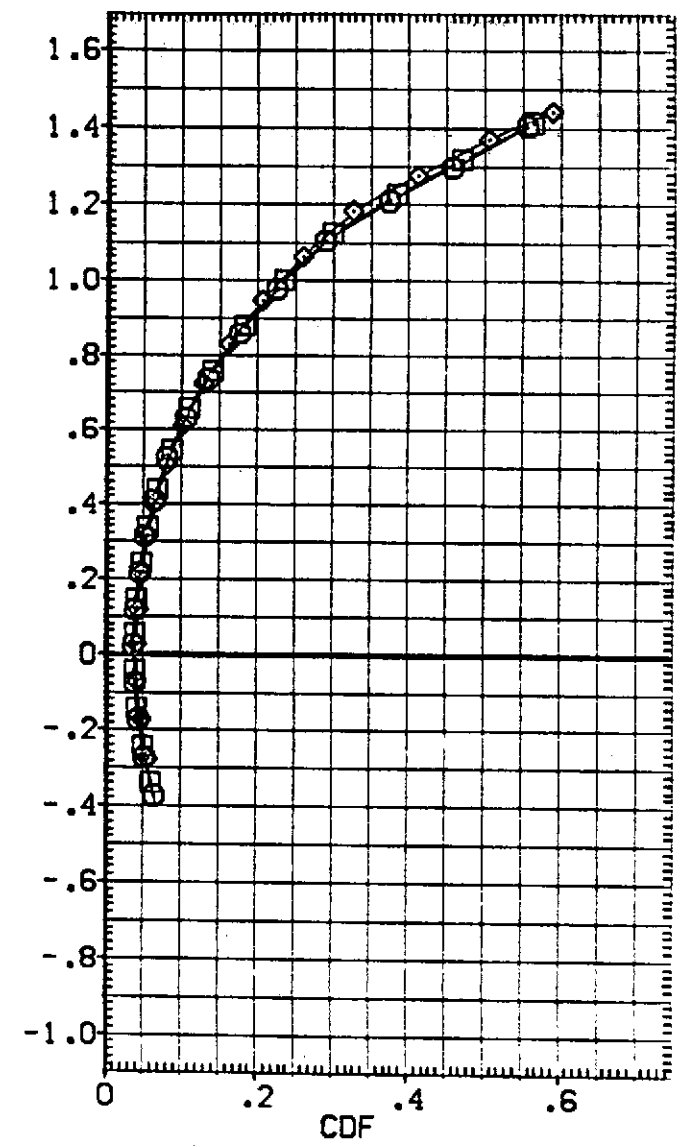
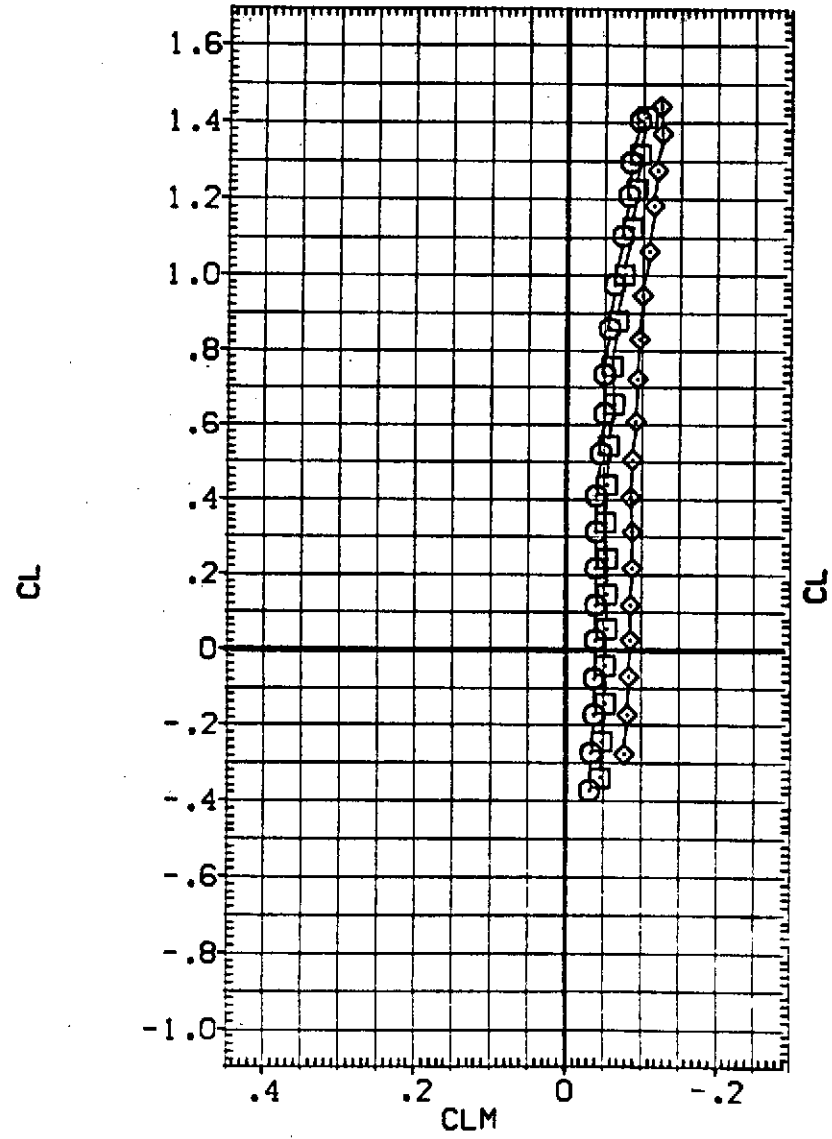


FIG 25 OUTBOARD ELEVON EFFECTIVENESS, SIX INCH GAPS, INBD ELEVON = 15 DEG.
 (A)MACH = .26

DATA SET SYMBOL	CONFIGURATION	DESCRIPTION
(BF6044)	□	0A118 B26C9M7F8V116E43V8R5X9
(BF6045)	○	0A118 B26C9M7F8V116E43V8R5X9
(BF6022)	◇	0A118 B26C9M7F8V116E43V8R5X9

ELE-L0	ELE-L1	ELE-R1	ELE-R0	REFERENCE INFORMATION	
.000	15.000	15.000	.000	SREF	4.4119 SQ.FT.
5.000	15.000	15.000	5.000	LREF	19.2299 INCHES
15.000	15.000	15.000	15.000	BREF	37.9359 INCHES
				XMRP	43.5974 INCHES
				YMRP	.0000 INCHES
				ZMRP	15.1875 INCHES
				SCALE	.0405 SCALE

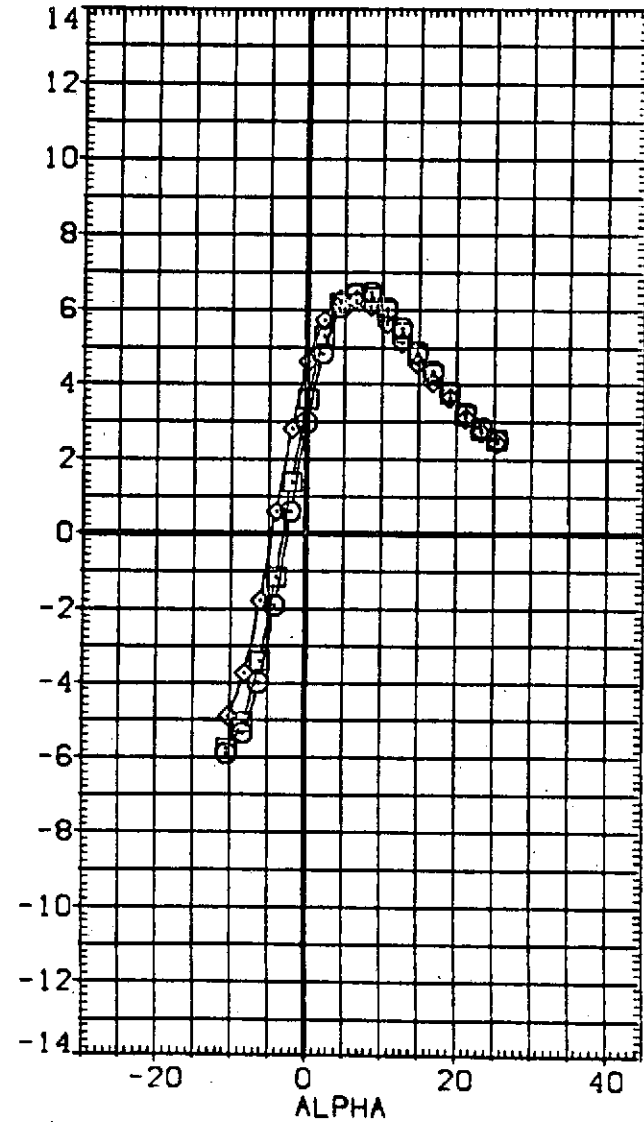
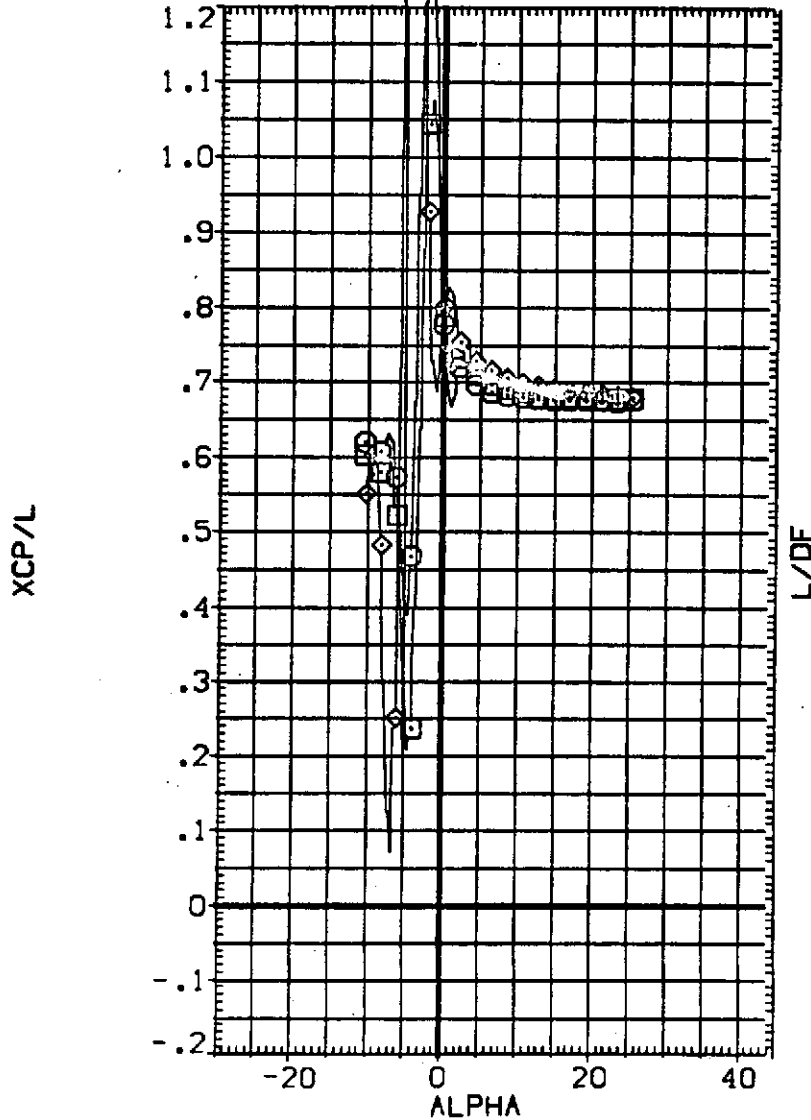


FIG 25 OUTBOARD ELEVON EFFECTIVENESS, SIX INCH GAPS, INBD ELEVON = 15 DEG.
 (A) MACH = .26 PAGE 193

SYMBOL	ALPHA		PARAMETRIC VALUES			DATA SOURCE			REFERENCE INFORMATION		
	Value	Parameter	Value	Parameter	Value	Value	Parameter	Value	Parameter	Value	Parameter
○	-10.000	MACH	.260	ELE-LI	15.000	DATASET	ELE-OB	SREF	4.4119	50.FT.	
□	-8.000	ELE-LO	.000	ELE-RI	15.000	GF6044	.000	LREF	19.2299	INCHES	
◇	-6.000	ELE-RO	.000	SPDRK	25.000	GF6022	15.000	BREF	37.9359	INCHES	
△	-4.000	BDFLAP	-12.000	RUDDER	.000			XMRP	43.5974	INCHES	
▽	-2.000	AIL-OB	.000	BETA	.000			YMRP	.0000	INCHES	
								ZMRP	15.1875	INCHES	
								SCALE	.0405	SCALE	

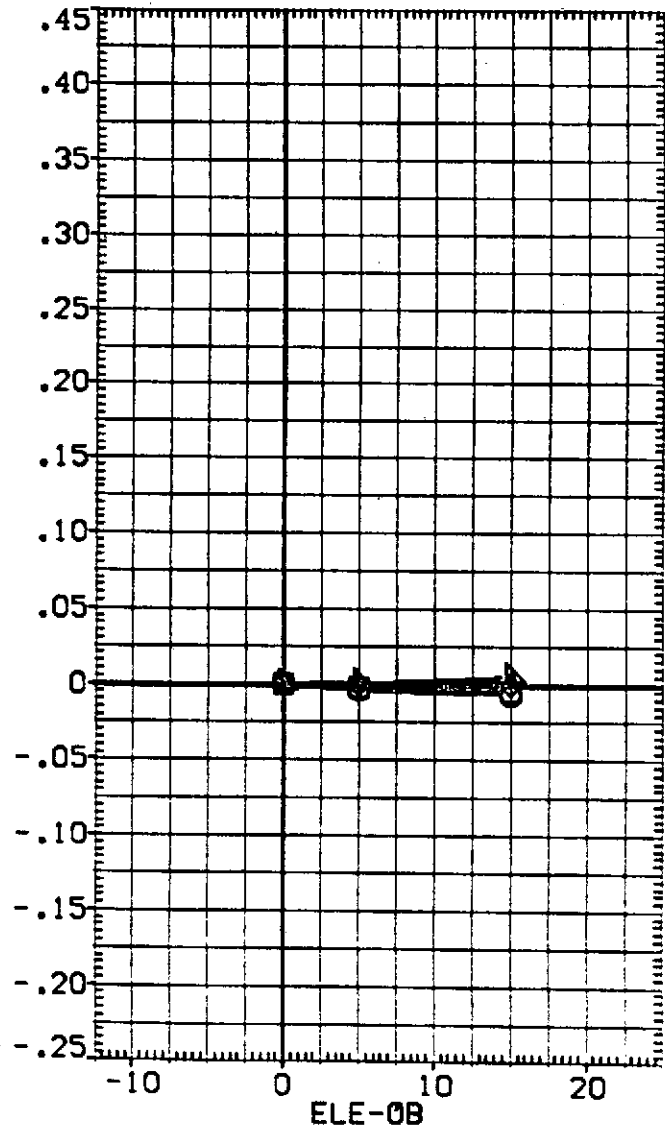
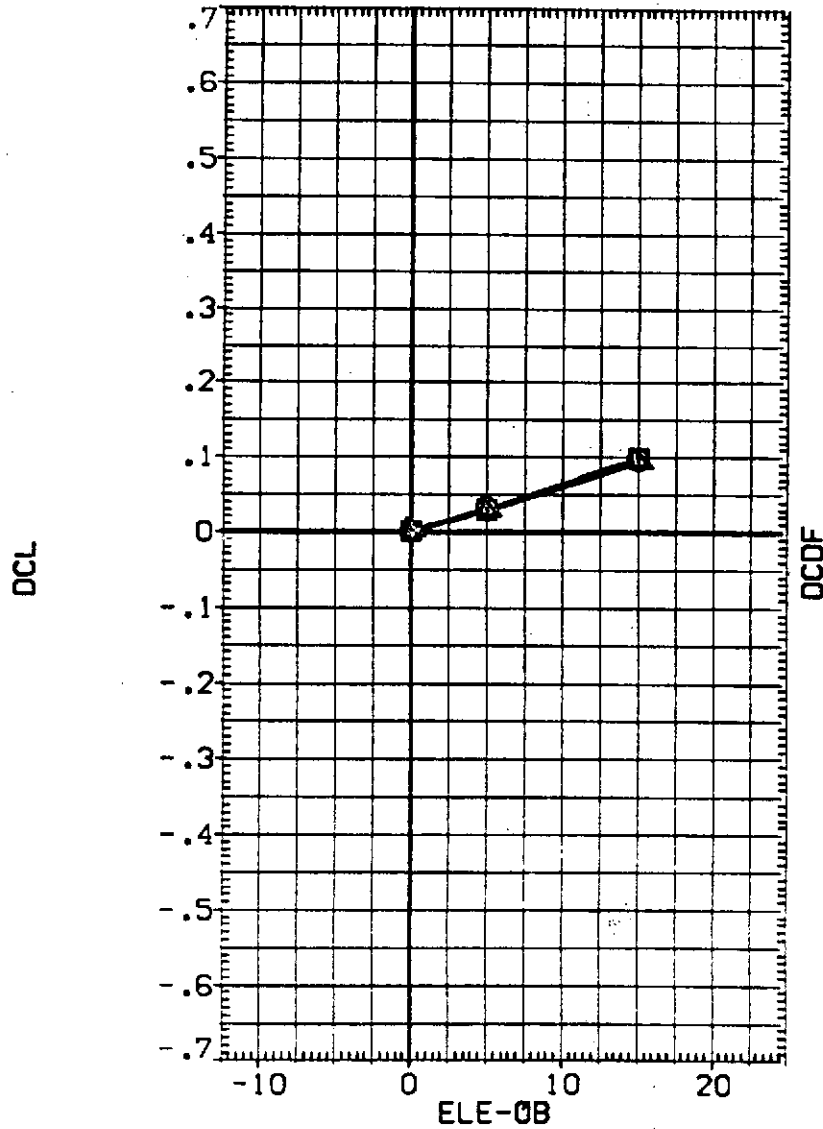


FIG 25 OUTBOARD ELEVON EFFECTIVENESS, SIX INCH GAPS, INBD ELEVON = 15 DEG.

0A118 B26C9M7F8W116E43V8R5X9

(GF6044)

SYMBOL
○
◇
□
△
▽

ALPHA	MACH	PARAMETRIC VALUES			DATA SOURCE
.000	.260	ELE-LI	15.000	15.000	ELE-OB
2.000	.000	ELE-RI	15.000	GF6044	DATASET
4.000	.000	SPOBRK	25.000	GF6022	15.000
6.000	-12.000	RUDDER	.000		
8.000	.000	BETA	.000		

DATA SOURCE			REFERENCE INFORMATION		
ELE-OB	DATASET	ELE-OB	SREF	4.4119	SO.FT.
.000	GF6045	5.000	LREF	19.2299	INCHES
			BREF	37.9359	INCHES
			XMRP	43.5974	INCHES
			YMRP	.0000	INCHES
			ZMRP	15.1875	INCHES
			SCALE	.0405	SCALE

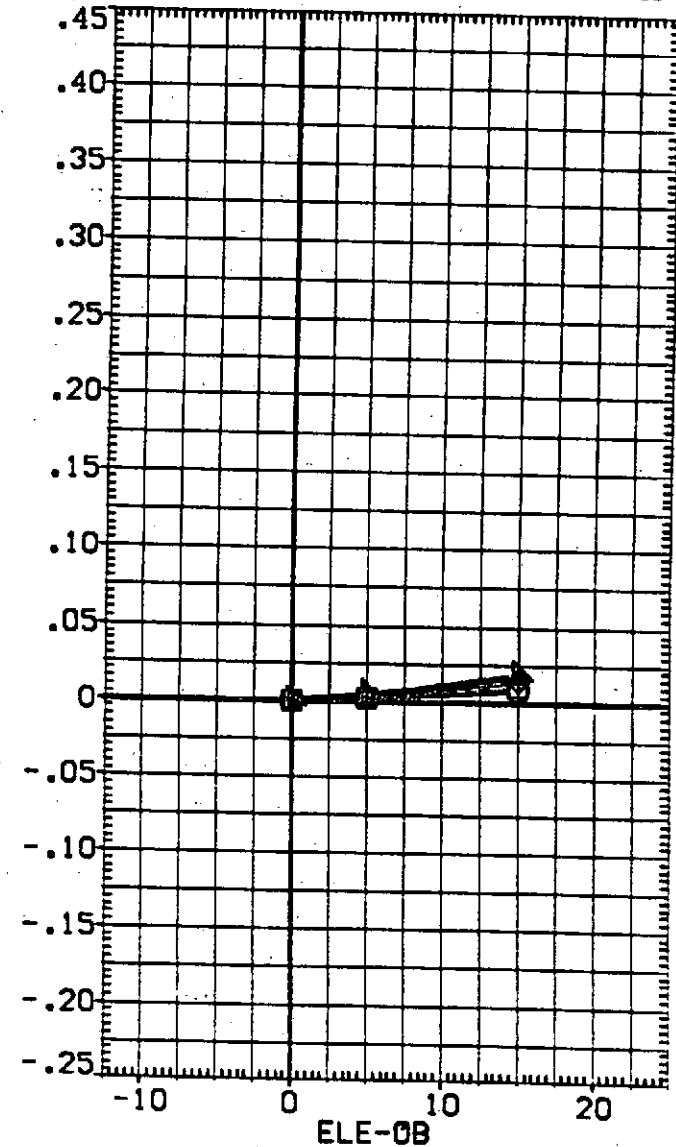
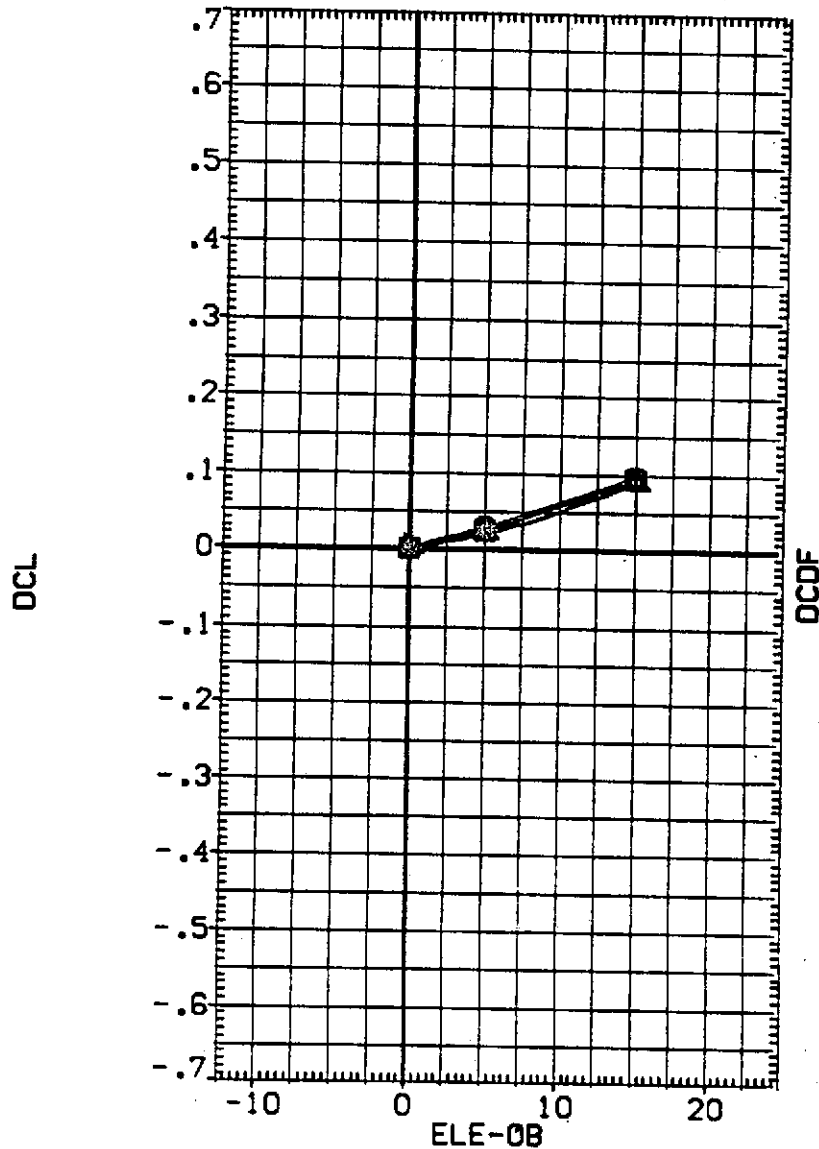


FIG 25 OUTBOARD ELEVON EFFECTIVENESS, SIX INCH GAPS, INBD ELEVON = 15 DEG.

SYMBOL	ALPHA	PARAMETRIC VALUES				DATA SOURCE			REFERENCE INFORMATION		
		MACH	ELE-LI	ELE-RI	SPDRK	ELE-OB	DATASET	ELE-OB	SREF	SO.FT.	
○	10.000	.260	15.000	15.000	15.000	GF6044	5.000	4.4119	INCHES		
□	12.000	.000	15.000	25.000	15.000	GF6022	5.000	19.2299	INCHES		
◇	14.000	.000	25.000	.000	15.000		5.000	37.9359	INCHES		
△	16.000	-12.000	.000	.000	15.000		5.000	43.5974	INCHES		
▽	18.000	.000	BETA	.000	15.000		5.000	YMRP .0000	INCHES		
								ZMRP 15.1975	INCHES		
								SCALE .0405	SCALE		

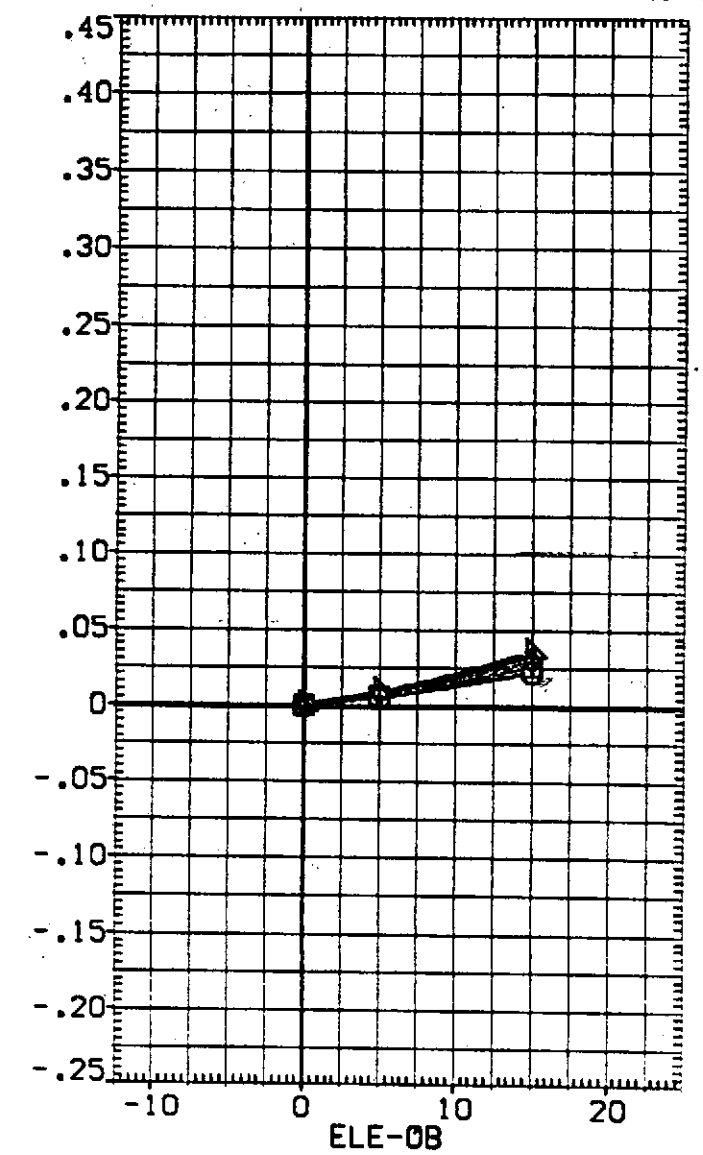
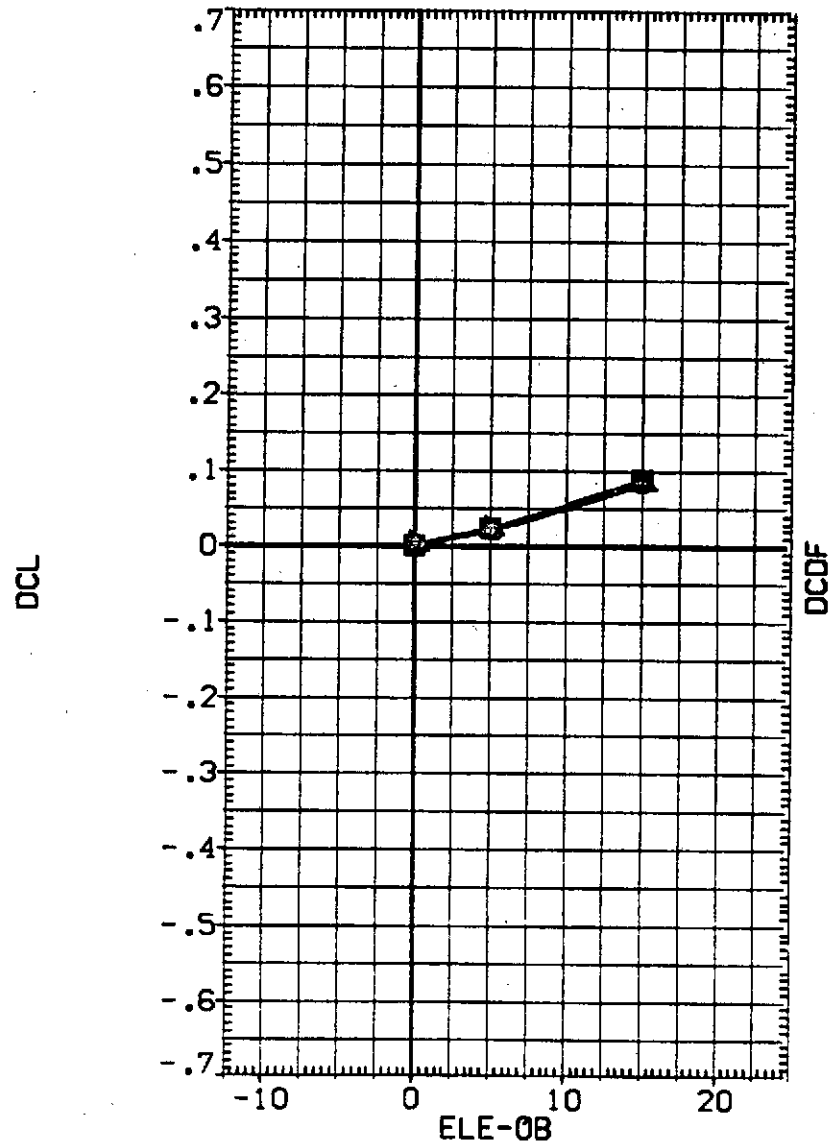


FIG 25 OUTBOARD ELEVON EFFECTIVENESS, SIX INCH GAPS, INBD ELEVON = 15 DEG.

0A118 B26C9M7F8W116E43V8R5X9

(GF6044)

SYMBOL	ALPHA	PARAMETRIC VALUES				DATA SOURCE			REFERENCE INFORMATION		
○	20.000	MACH	.260	ELE-LI	15.000	DATASET	ELE-08	SREF	4.4119	SQ.FT.	
□	22.000	ELE-L0	.000	ELE-RI	15.000	GF6044	.000	LREF	19.2299	INCHES	
◇	24.000	ELE-R0	.000	SPDRK	25.000	GF6022	15.000	BREF	37.9359	INCHES	
△	25.000	BDFLAP	-12.000	RUDDER	.000			XMRP	43.5974	INCHES	
		AIL-08	.000	BETA	.000			YMRP	.0000	INCHES	
								ZMRP	15.1875	INCHES	
								SCALE	.0405	SCALE	

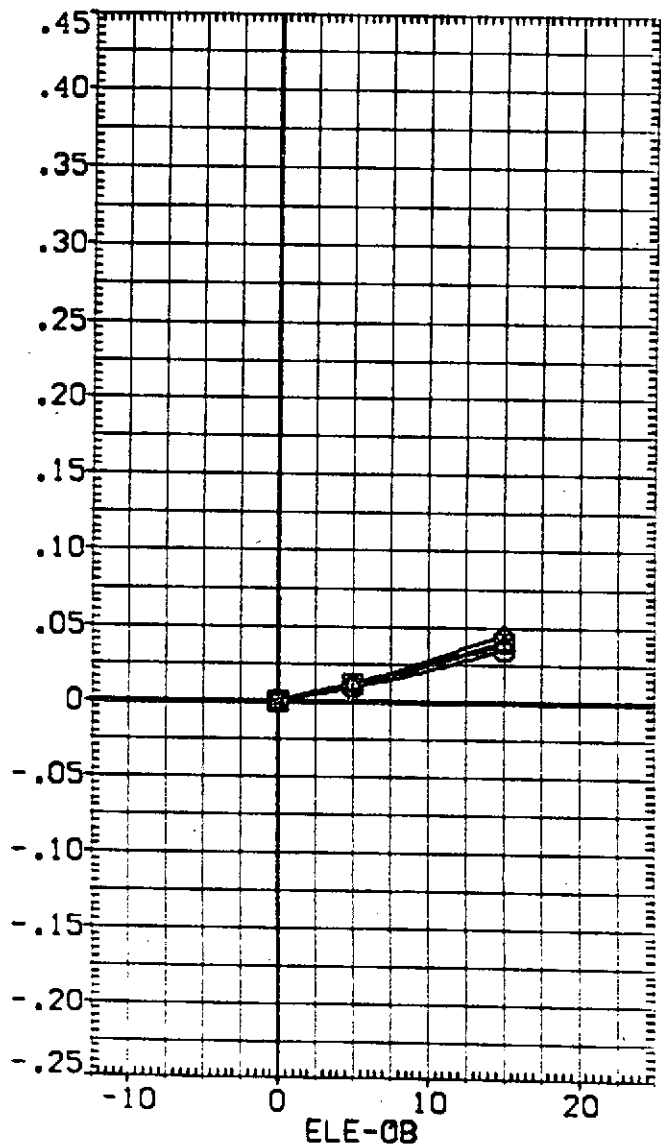
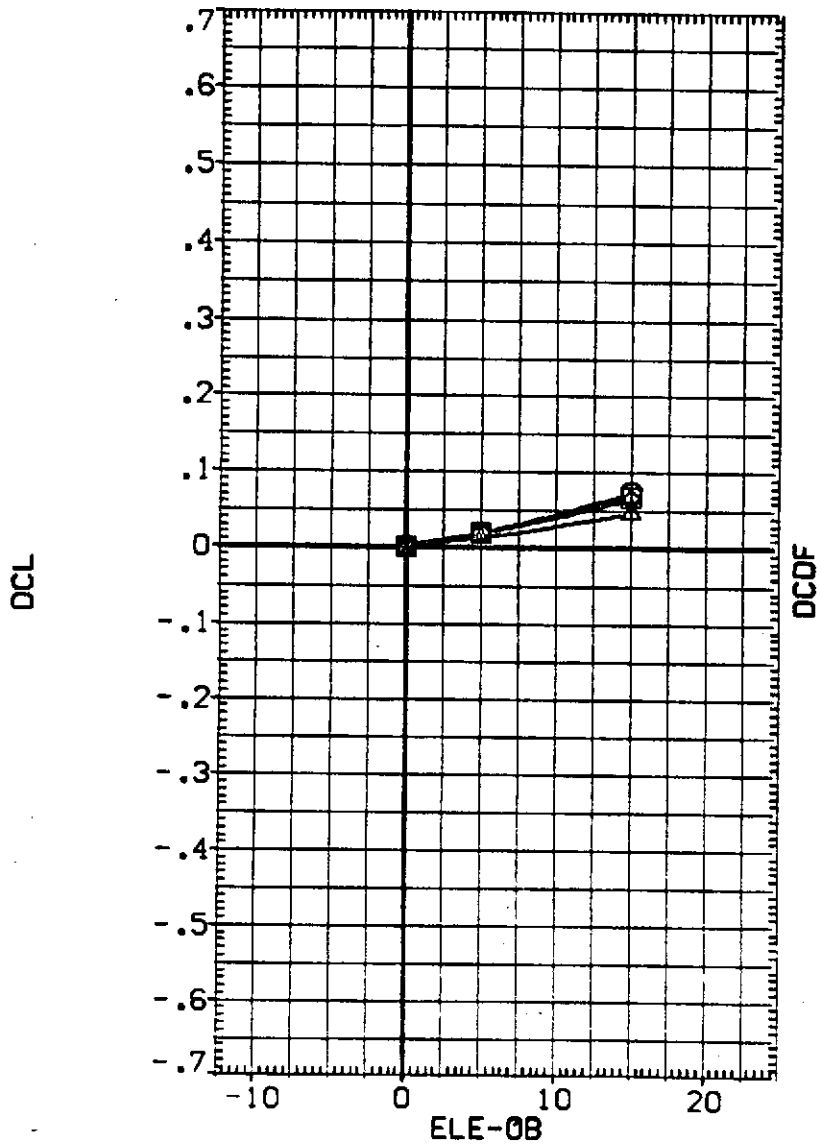


FIG 25 OUTBOARD ELEVON EFFECTIVENESS, SIX INCH GAPS, INBD ELEVON = 15 DEG.

SYMBOL	ALPHA	PARAMETRIC VALUES				DATA SOURCE			REFERENCE INFORMATION																			
		MACH	ELE-LO	ELE-RO	BOFLAP	ATL-OB	ELE-LI	ELE-RI	SPOBRK	RUDDER	BETA	ELE-OB	DATASET	ELE-OB	SREF	LREF	BREF	XMRP	YMRP	ZMRP	SCALE	SO.FT.	INCHES	INCHES	INCHES	INCHES	SCALE	
○	-10.000																											
□	-8.000																											
◇	-6.000																											
△	-4.000																											
▽	-2.000																											

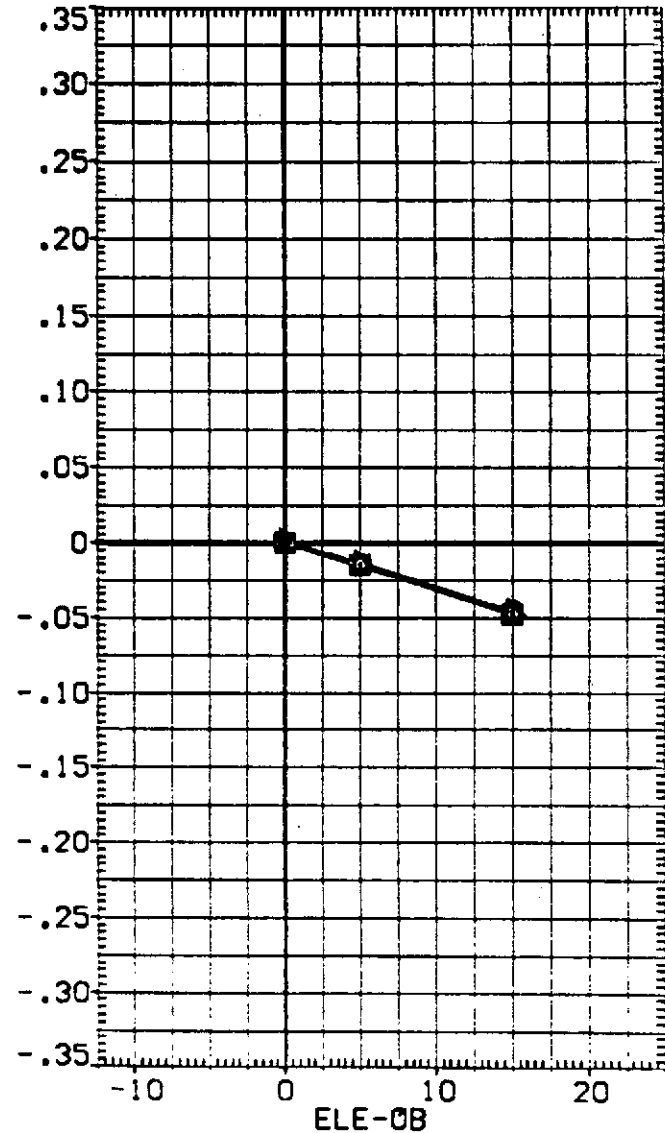
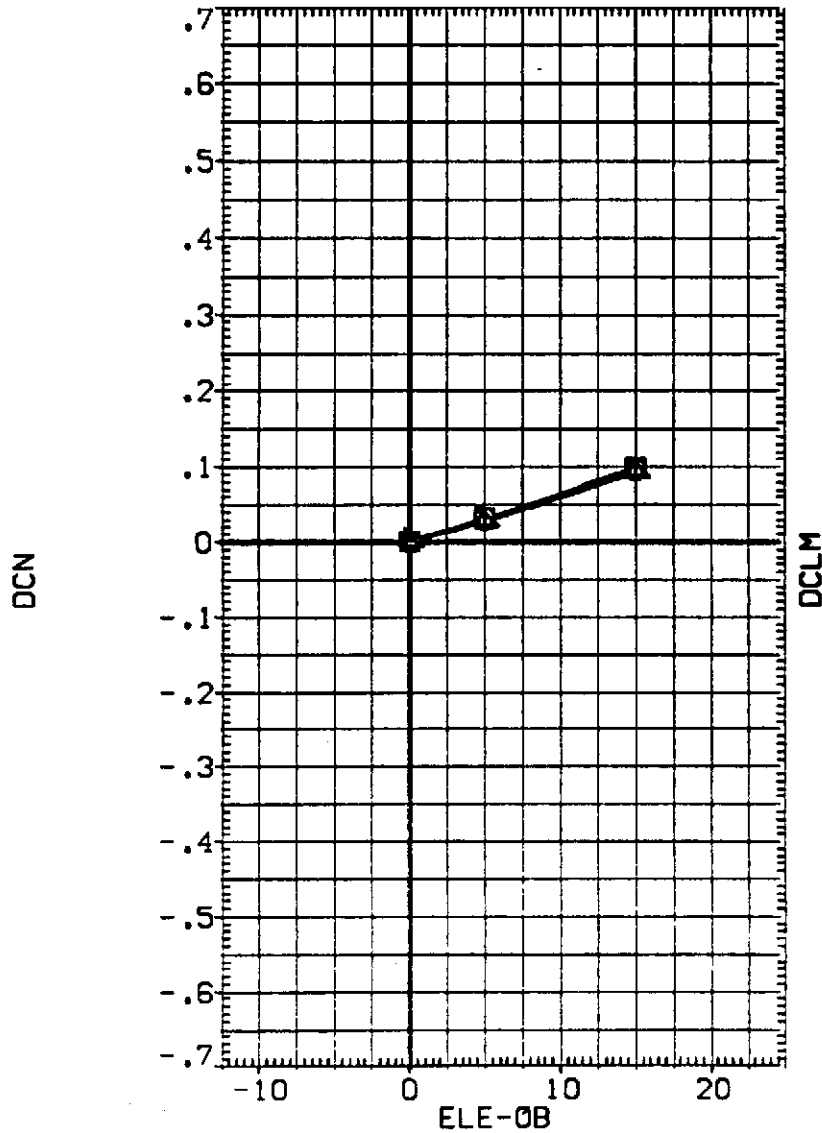


FIG 25 OUTBOARD ELEVON EFFECTIVENESS, SIX INCH GAPS, INBD ELEVON = 15 DEG.

0A118 B26C9M7F8W116E43V8R5X9

(GF6044)

SYMBOL
 ○
 □
 ◇
 ▲
 ▼

ALPHA	PARAMETRIC VALUES			
.000	MACH	.260	ELE-LI	15.000
2.000	ELE-LO	.000	ELE-RI	15.000
4.000	ELE-RO	.000	SPDBRK	25.000
6.000	BDFLAP	-12.000	RUDDER	.000
8.000	AIL-OB	.000	BETA	.000

DATA SOURCE			REFERENCE INFORMATION		
ELE-OB	DATASET	ELE-OB	SREF	4.4119	SO. FT.
.000	GF6044	5.000	LREF	19.2299	INCHES
15.000	GF6045		BREF	37.9359	INCHES
			XMRP	43.5974	INCHES
			YMRP	.0000	INCHES
			ZMRP	15.1875	INCHES
			SCALE	.0405	SCALE

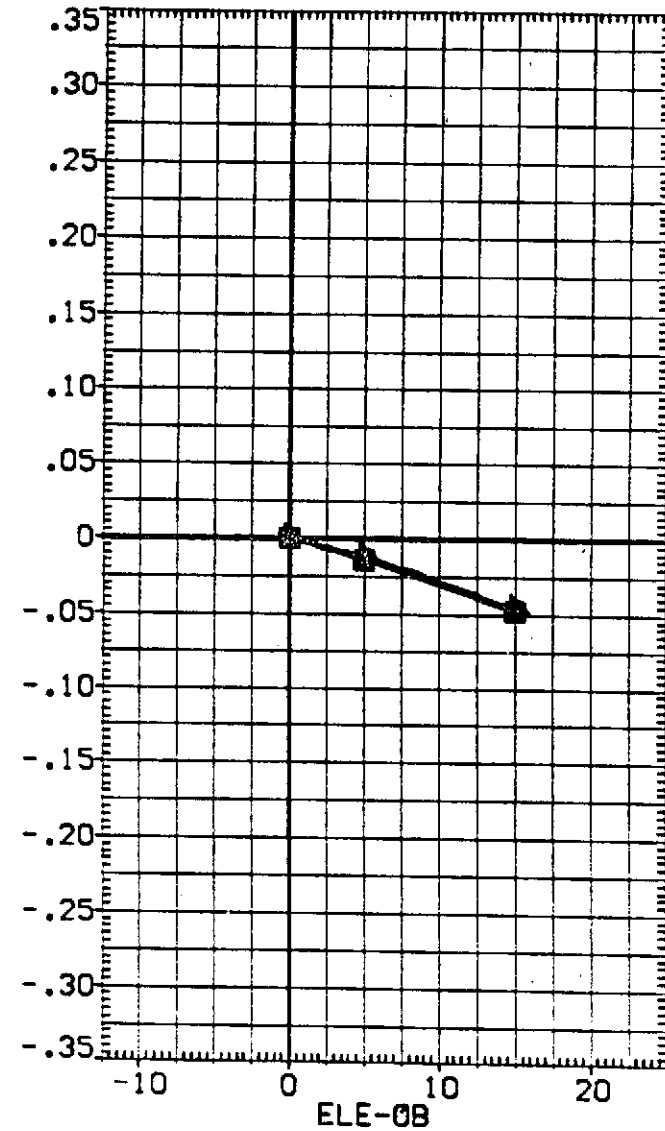
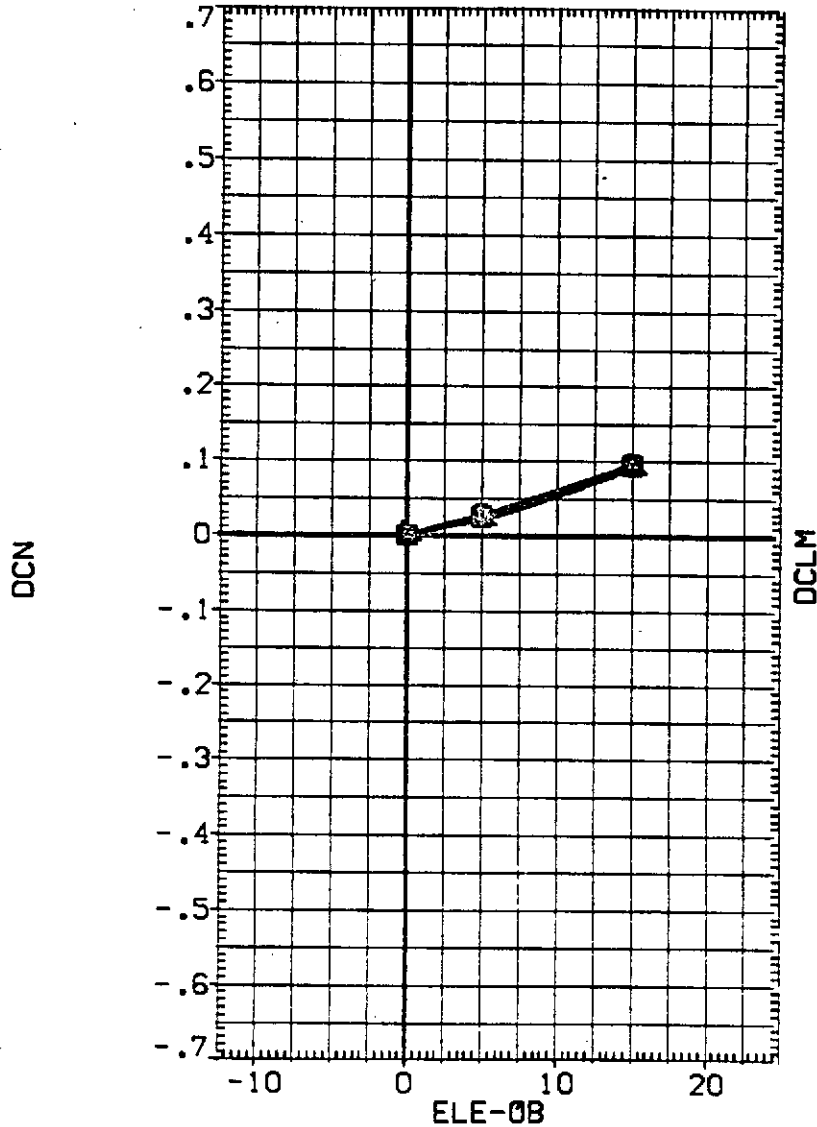


FIG 25 OUTBOARD ELEVON EFFECTIVENESS, SIX INCH GAPS, INBD ELEVON = 15 DEG.

SYMBOL	ALPHA	PARAMETRIC VALUES				DATA SOURCE			REFERENCE INFORMATION														
		MACH	ELE-L0	ELE-R0	BOFLAP	AIL-08	BETA	ELE-L1	ELE-R1	SPOBRK	RUDDER	BETA	ELE-08	DATASET	ELE-08	SREF	LREF	BREF	XMRP	YMRP	ZMRP	SCALE	SO.FT.
○	10.000	MACH	.260	ELE-L1	15.000	DATASET	ELE-08	DATASET	ELE-08	SREF	4.4119	SO.FT.											
□	12.000	ELE-L0	.000	ELE-R1	15.000	GF6044	.000	GF6045	5.000	LREF	19.2299	INCHES											
◇	14.000	ELE-R0	.000	SPOBRK	25.000	GF6022	15.000			BREF	37.9359	INCHES											
△	16.000	BOFLAP	-12.000	RUDDER	.000					XMRP	43.5974	INCHES											
▽	18.000	AIL-08	.000	BETA	.000					YMRP	.0000	INCHES											
										ZMRP	15.1875	INCHES											
										SCALE	.0405	SCALE											

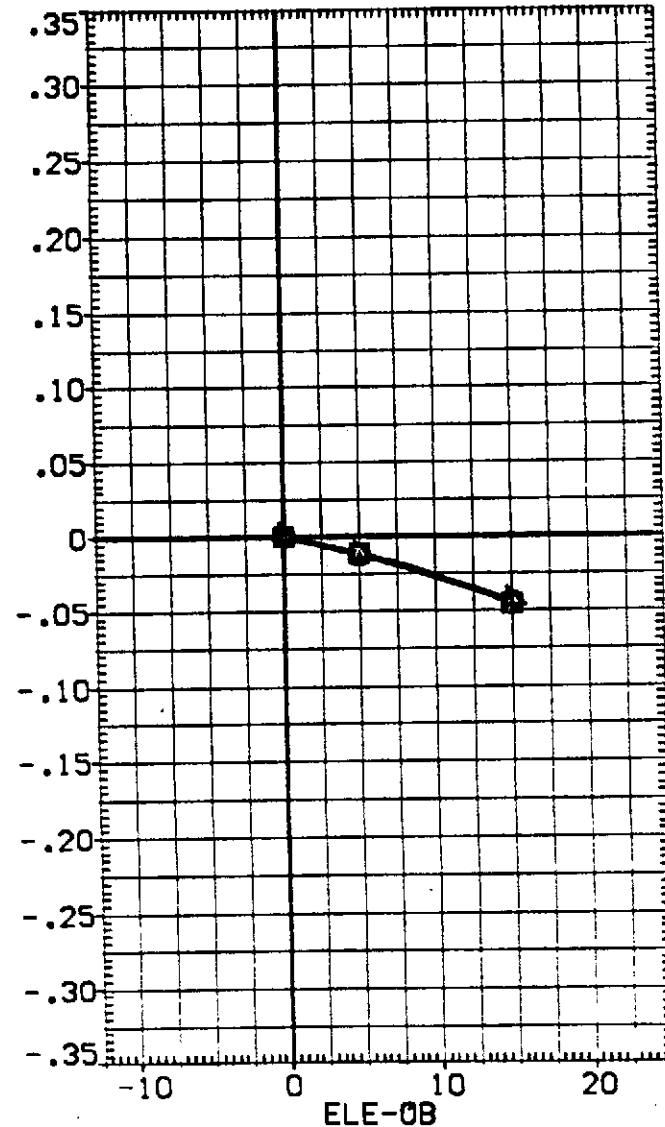
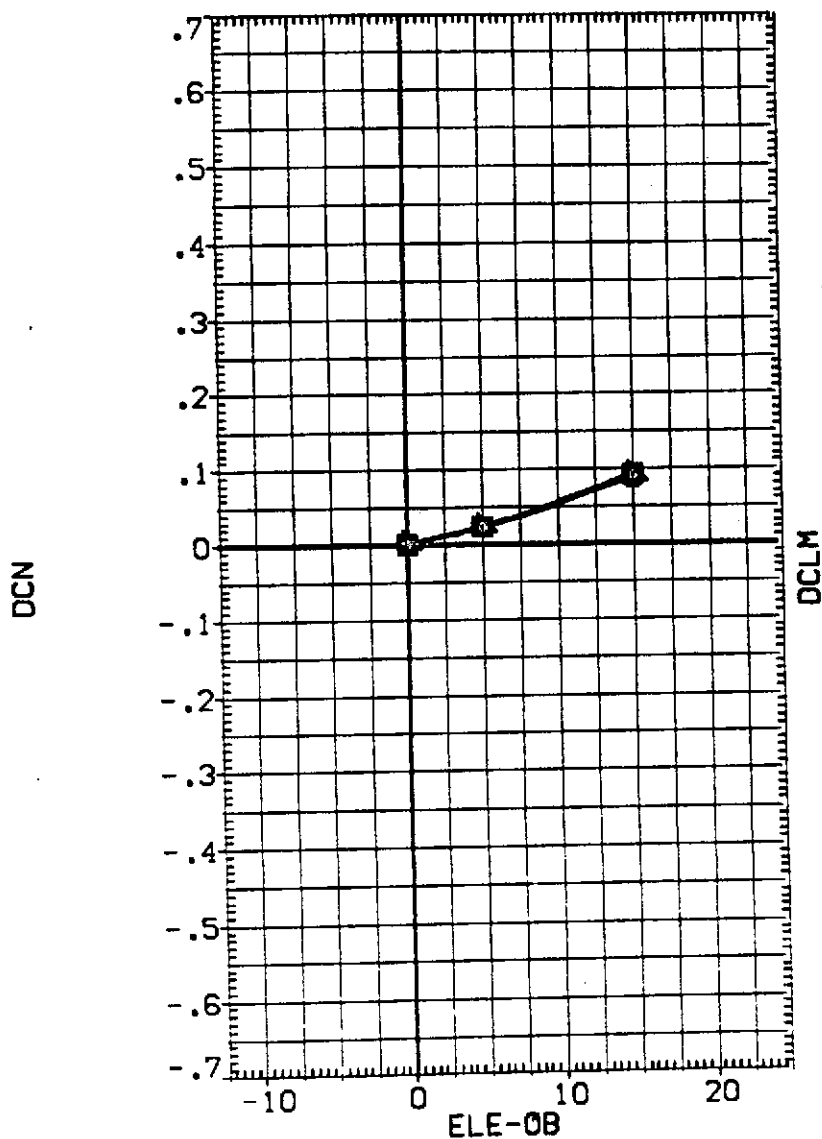


FIG 25 OUTBOARD ELEVON EFFECTIVENESS, SIX INCH GAPS, INBD ELEVON = 15 DEG.

0A118 B26C9M7F8W116E43V8R5X9

(GF6044)

SYMBOL	ALPHA	MACH	PARAMETRIC VALUES				DATA SOURCE			REFERENCE INFORMATION		
○	20.000		.260	ELE-LI	15.000	DATASET	ELE-08	SREF	4.4119	50. FT.		
□	22.000	ELE-L0	.000	ELE-RI	15.000	GF6044	5.000	LREF	19.2299	INCHES		
◇	24.000	ELE-R0	.000	SPOBRK	25.000	GF6022	15.000	BREF	37.9359	INCHES		
△	25.000	BOFLAP	-12.000	RUDDER				XMRP	43.5874	INCHES		
		AIL-08	.000	BETA	.000			YMRP	.0000	INCHES		
								ZMRP	15.1875	INCHES		
								SCALE	.0405	SCALE		

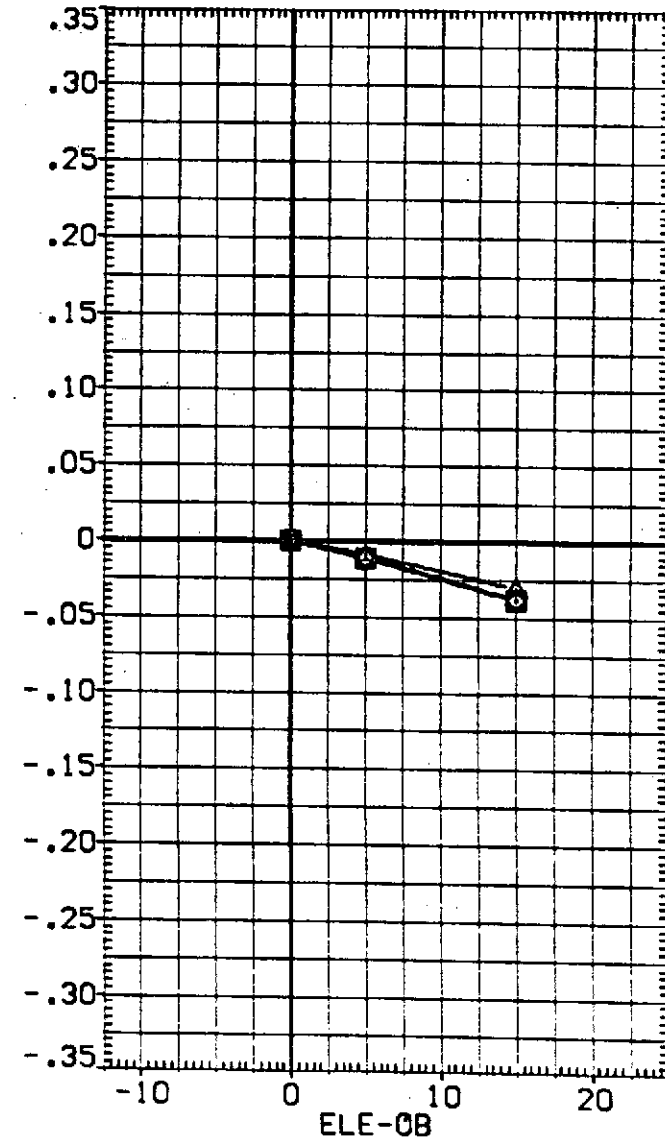
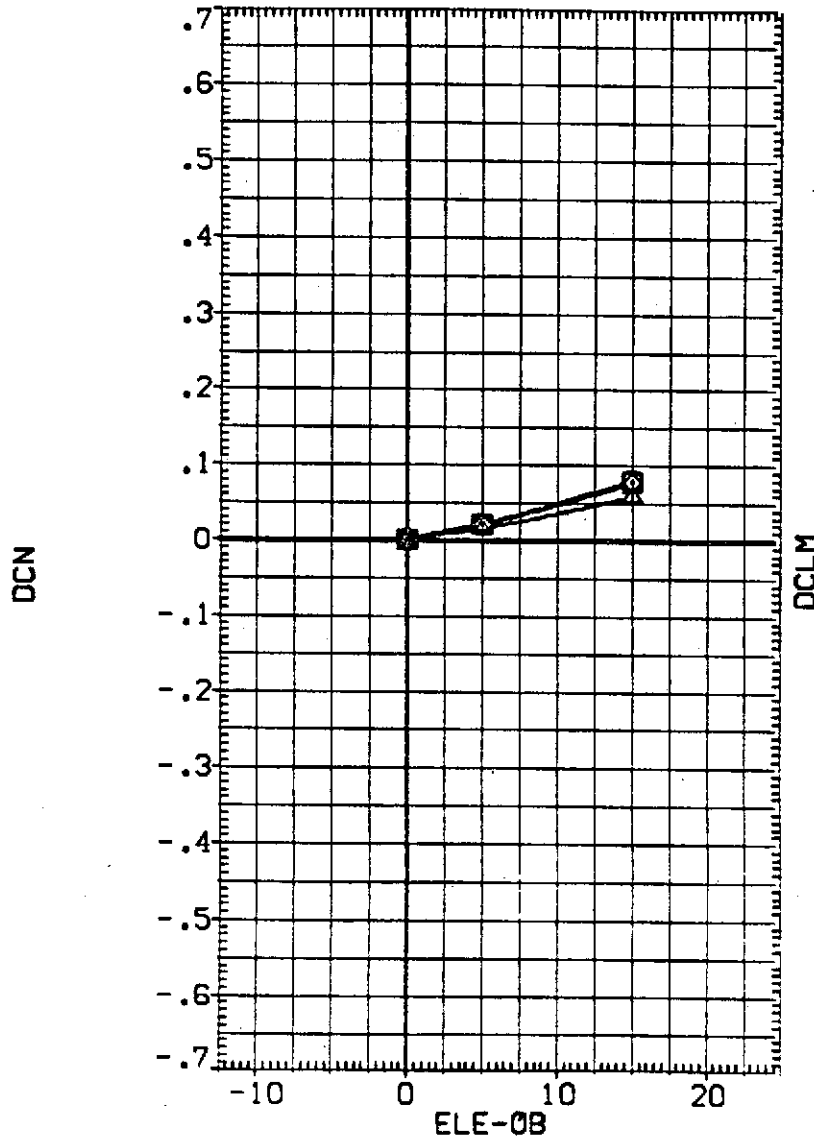


FIG 25 OUTBOARD ELEVON EFFECTIVENESS. SIX INCH GAPS, INBD ELEVON = 15 DEG.

DATA SET SYMBOL	CONFIGURATION DESCRIPTION
(RF6044)	DA118 B26C9M7F8V116E43V8R5X9
(RF6047)	DA118 B26C9M7F8V116E43V8R5X9
(RF6049)	DA118 B26C9M7F8V116E43V8R5X9

ELE-L0	ELE-L1	ELE-R1	ELE-R0	REFERENCE INFORMATION	
.000	15.000	15.000	.000	SREF	4.4119 SQ.FT.
5.000	15.000	15.000	-5.000	LREF	19.2299 INCHES
10.000	15.000	15.000	-5.000	BREF	37.9359 INCHES
				XMRP	43.5974 INCHES
				YMRP	.0000 INCHES
				ZMRP	15.1875 INCHES
				SCALE	.0405 SCALE

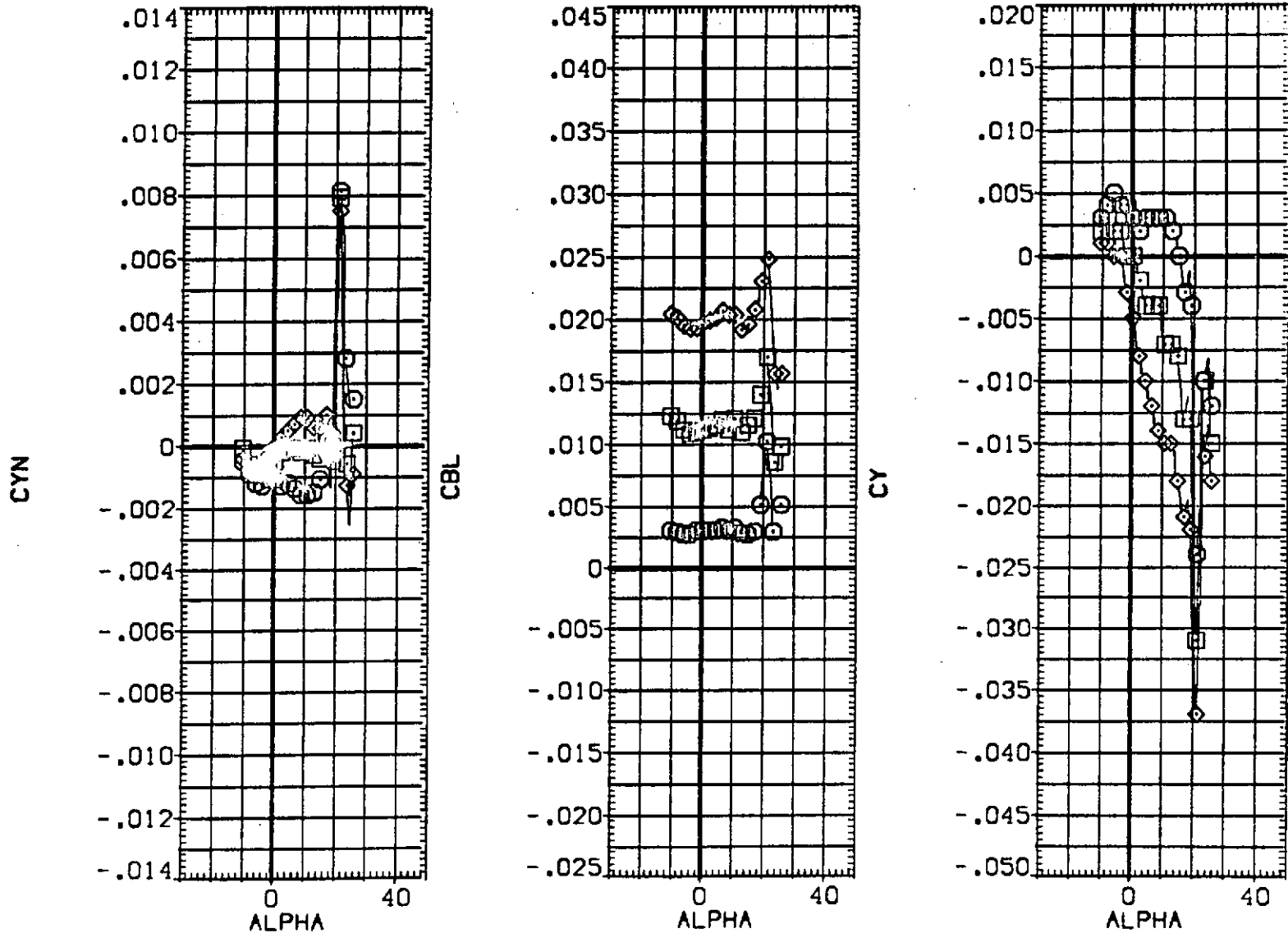


FIG 26 OUTBOARD AILERON EFFECTIVENESS, SIX INCH GAPS, ELE-IB = 15
 (A) MACH = .26

0A118 B26C9M7F8W116E43V8R5X9

(GF6044)

SYMBOL	ALPHA	PARAMETRIC VALUES	DATA SOURCE	REFERENCE INFORMATION
○	-10.000	MACH .260	ELE-L1 15.000	SREF 4.4119 SQ.FT.
□	-8.000	ELE-L0 .000	ELE-R1 15.000	LREF 19.2299 INCHES
◇	-6.000	ELE-R0 .000	SPOBRK 25.000	BREF 37.9359 INCHES
△	-4.000	BOFLAP -12.000	RUDDER .000	XMRP 43.5974 INCHES
▽	-2.000	ELE-08 .000	BETA .000	YMRP .0000 INCHES
				ZMRP 15.1975 INCHES
				SCALE .0405 SCALE

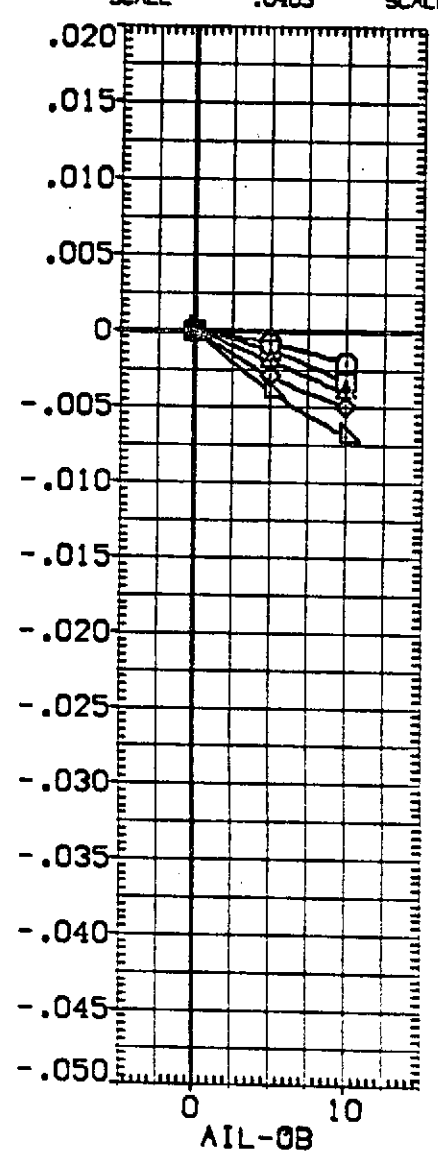
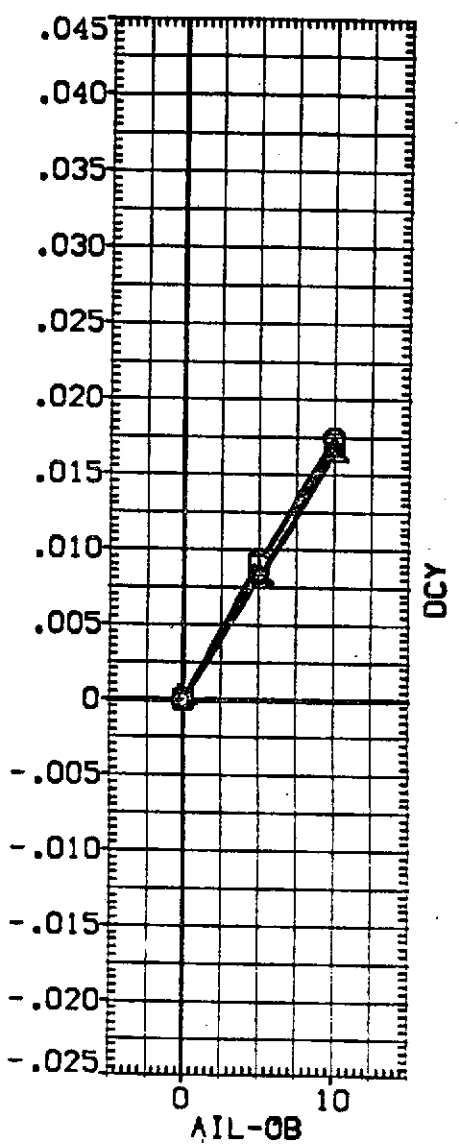
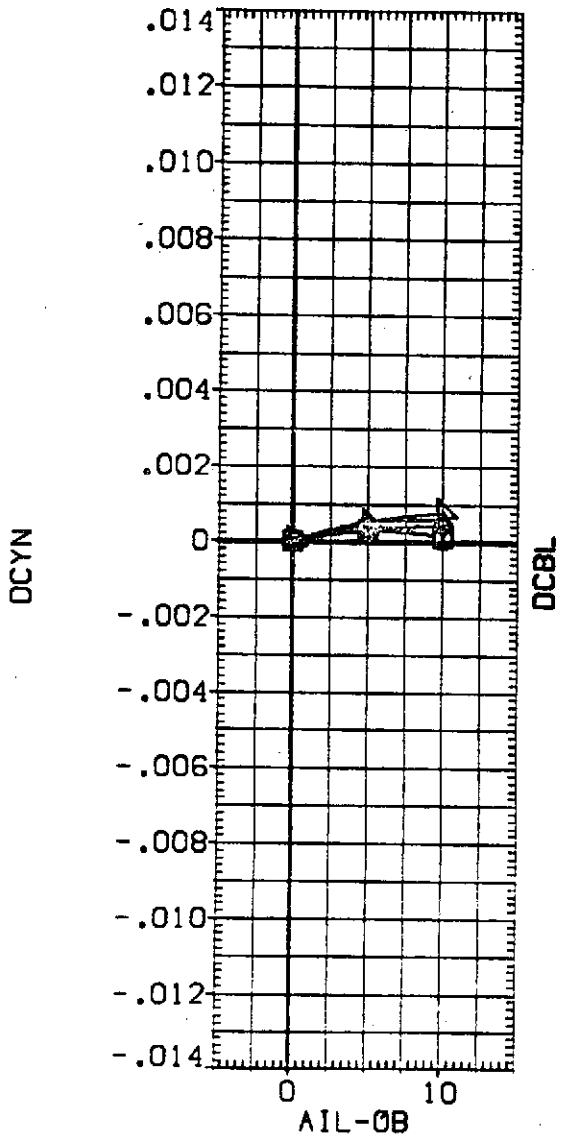


FIG 26 OUTBOARD AILERON EFFECTIVENESS, SIX INCH GAPS, ELE-1B = 15

SYMBOL	ALPHA	MACH	PARAMETRIC VALUES			DATA SOURCE			REFERENCE INFORMATION			
○	.000		.260	ELE-LI	15.000	DATASET	AIL-08	DATASET	AIL-08	SREF	4.4119	SO.FT.
□	2.000		.000	ELE-RI	15.000	GF6044	.000	GF6047	5.000	LREF	19.2299	INCHES
◇	4.000		.000	SPDBRK	25.000	GF6049	10.000			BREF	37.9359	INCHES
△	6.000		-12.000	RUDDER	.000					XMRP	43.5974	INCHES
▽	8.000		.000	BETA	.000					YMRP	.0000	INCHES
										ZMRP	15.1875	INCHES
										SCALE	.0405	SCALE

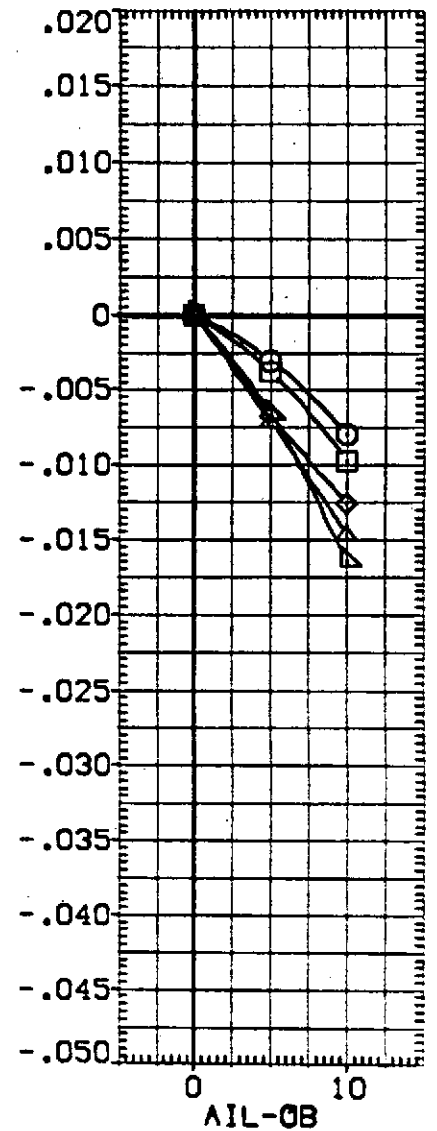
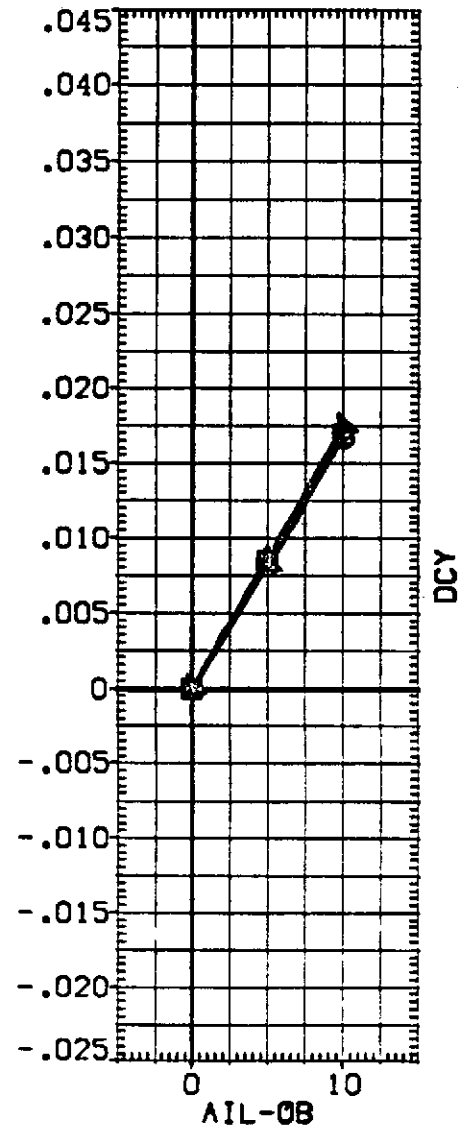
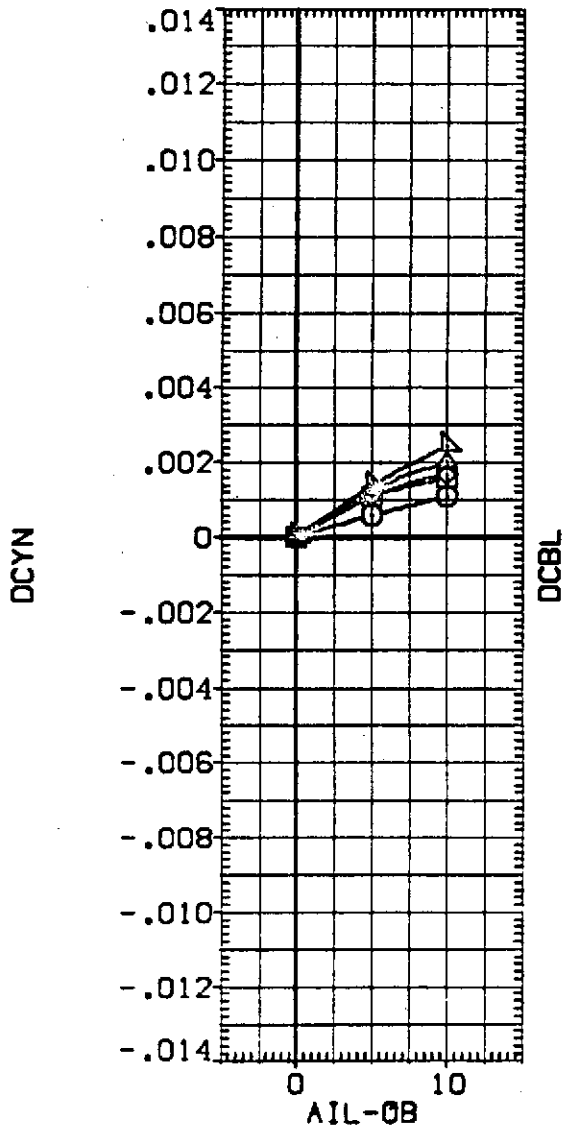


FIG 26 OUTBOARD AILERON EFFECTIVENESS, SIX INCH GAPS, ELE-IB = 15

SYMBOL	ALPHA		PARAMETRIC VALUES		DATA SOURCE			REFERENCE INFORMATION			
	10.000	MACH	.260	ELE-LI	15.000	DATASET	AIL-08	DATASET	AIL-08	SREF	SO.FT.
○	12.000	ELE-L0	.000	ELE-RI	15.000	GF6044	.000	GF6047	5.000	19.2299	INCHES
□	14.000	ELE-R0	.000	SPOBRK	25.000	GF6049	10.000			37.9359	INCHES
◇	16.000	BOFLAP	-12.000	RUDDER						43.5974	INCHES
△	18.000	ELE-08	.000	BETA						.0000	INCHES
▽										15.1875	INCHES
										.0405	SCALE

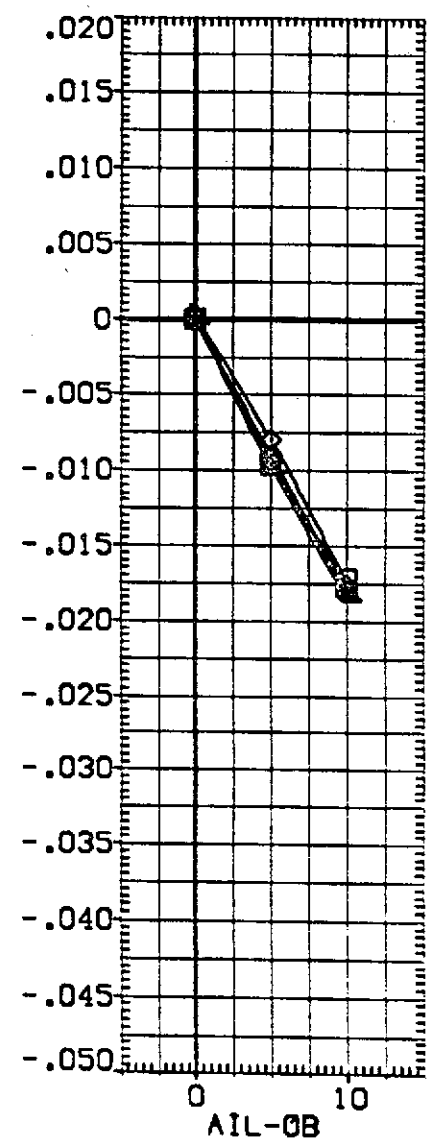
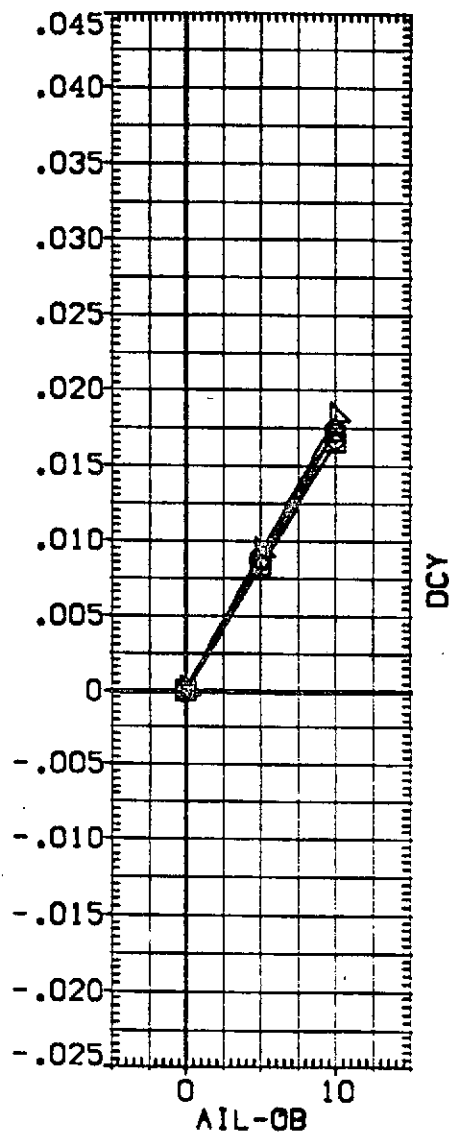
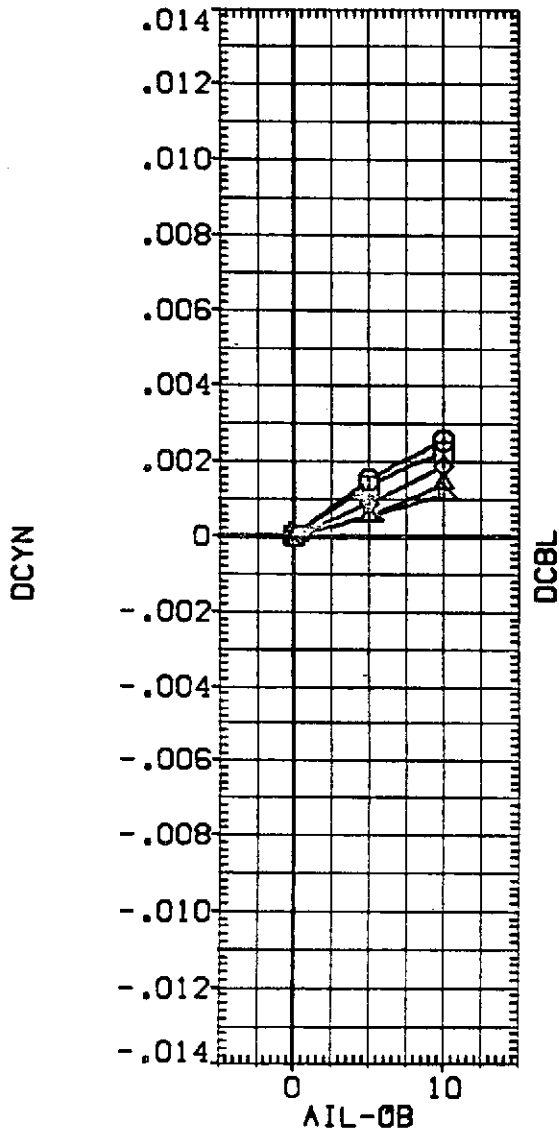


FIG 26 OUTBOARDAILERON EFFECTIVENESS, SIX INCH GAPS, ELE-IB = 15

SYMBOL	PARAMETRIC VALUES			DATA SOURCE			REFERENCE INFORMATION			
	ALPHA	MACH	ELE-L	15.000	DATASET	AIL-08	DATASET	AIL-08	SREF	SO.FT.
○	20.000		.260	15.000	GF6044	.000	GF6047	5.000	4.4119	INCHES
□	22.000		.000	15.000	GF6044	.000	GF6047	5.000	19.2289	INCHES
◇	24.000		.000	25.000	GF6049	10.000			37.9359	INCHES
△	25.000		-12.000						43.5874	INCHES
		BOFLAP		.000					YMR	INCHES
		ELE-08		.000					ZMR	INCHES
			BETA	.000					SCALE	SCALE

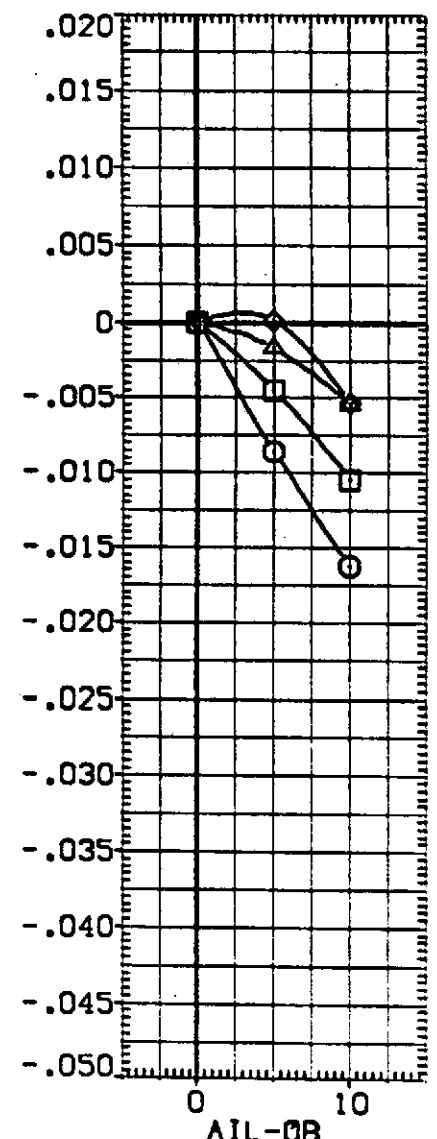
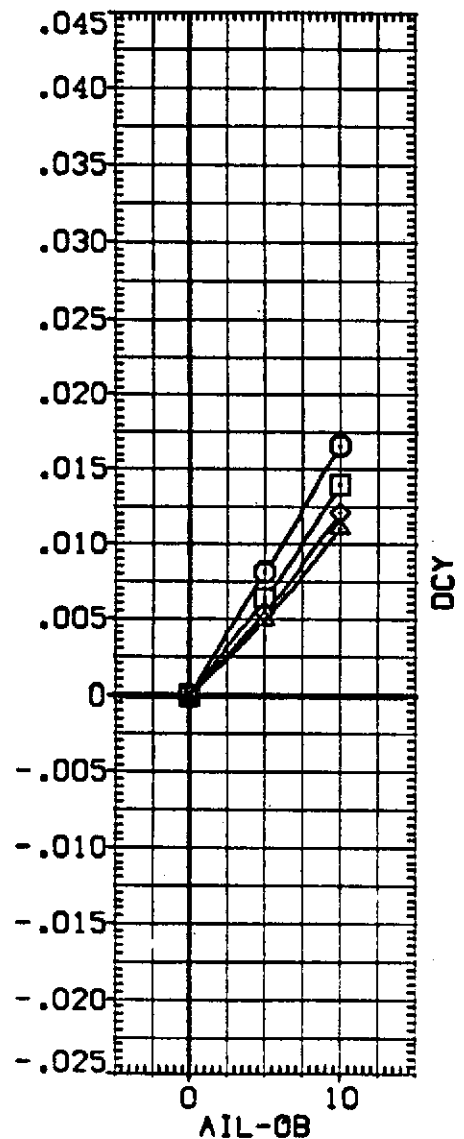
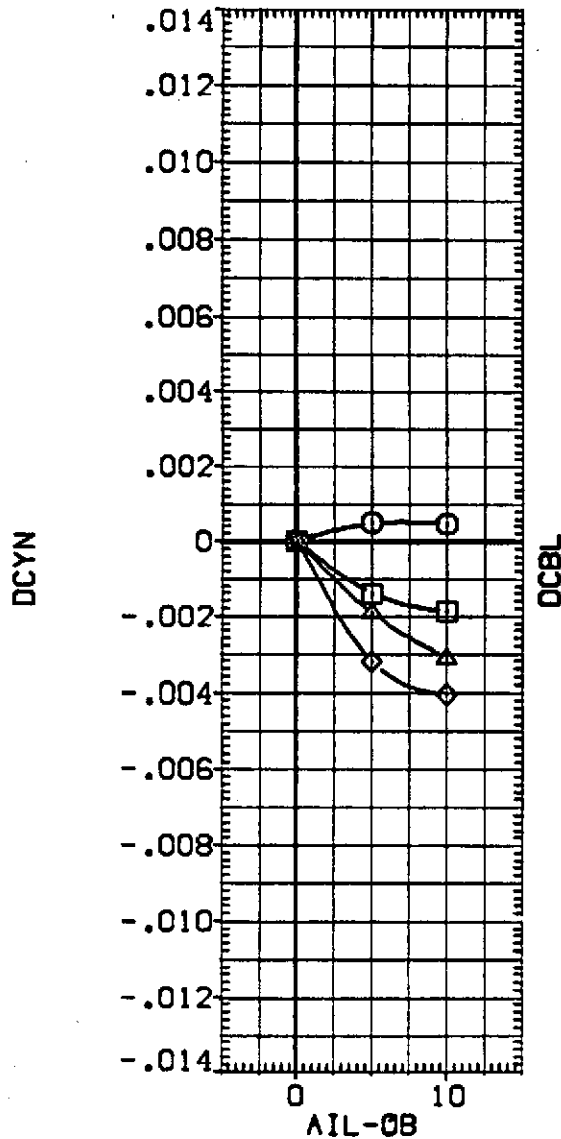


FIG 26 OUTBOARD AILERON EFFECTIVENESS, SIX INCH GAPS, ELE-IB = 15

DATA SET SYMBOL	CONFIGURATION DESCRIPTION
(RF6045)	○ OA118 B26C9M7F8V116E43VBR5X9
(RF6050)	□ OA118 B26C9M7F8V116E43VBR5X9
(RF6048)	◇ OA118 B26C9M7F8V116E43VBR5X9

ELE-LO	ELE-LI	ELE-RI	ELE-RO	REFERENCE INFORMATION
5.000	15.000	15.000	5.000	SREF 4.4119 SQ. FT.
10.000	15.000	15.000	.000	LREF 19.2299 INCHES
			-5.000	BREF 37.9359 INCHES
				XMRP 43.5974 INCHES
				YMRP .0000 INCHES
				ZMRP 15.1875 INCHES
				SCALE .0405 SCALE

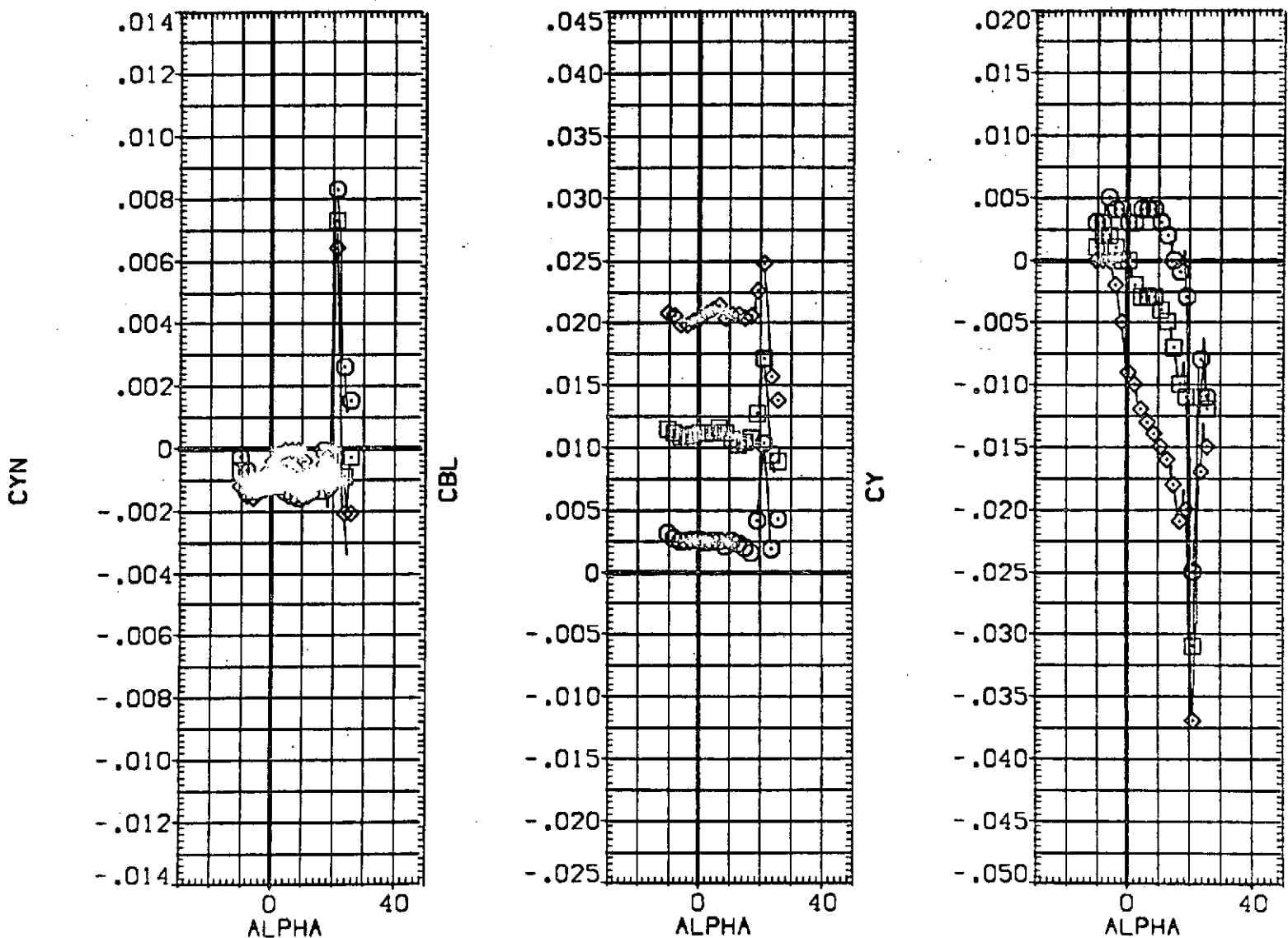


FIG 27 OUTBOARD AILERON EFFECTIVENESS, SIX INCH GAPS, ELE-IB = 15

(A)MACH = .26

SYMBOL	PARAMETRIC VALUES				DATA SOURCE			REFERENCE INFORMATION		
	ALPHA	MACH	ELE-LI	ELE-RI	15.000	FF6045	10.000	SREF	4.4119	50. FT.
○	-10.000	ELE-LO	5.000	ELE-RI	15.000	FF6045	.000	LREF	19.2299	INCHES
□	-8.000	ELE-RO	5.000	SPOBRK	25.000	FF6048	10.000	BREF	37.9359	INCHES
◇	-6.000	BDFLAP	-12.000	RUDDER	.000			XMRP	43.5974	INCHES
△	-4.000	ELE-OB	5.000	BETA	.000			YMRP	.0000	INCHES
▽	-2.000				.000			ZMRP	15.1875	INCHES
								SCALE	.0405	SCALE

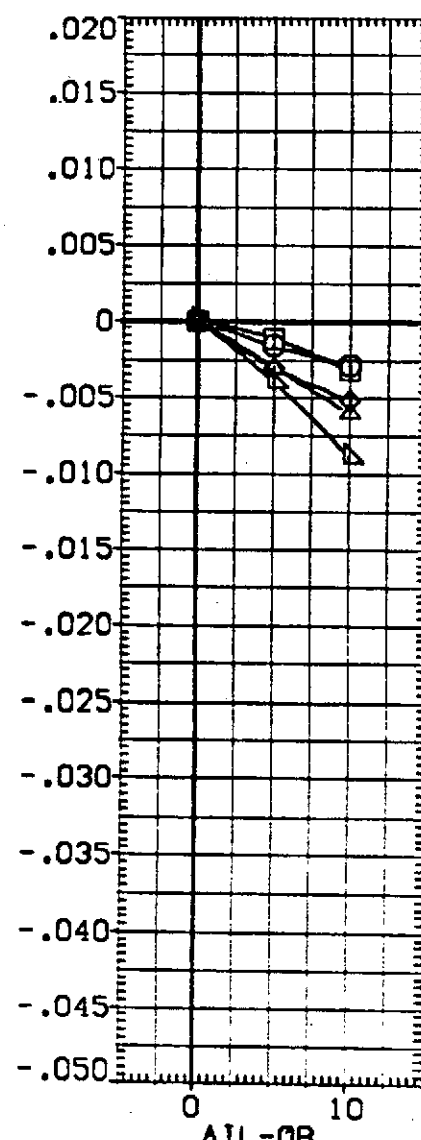
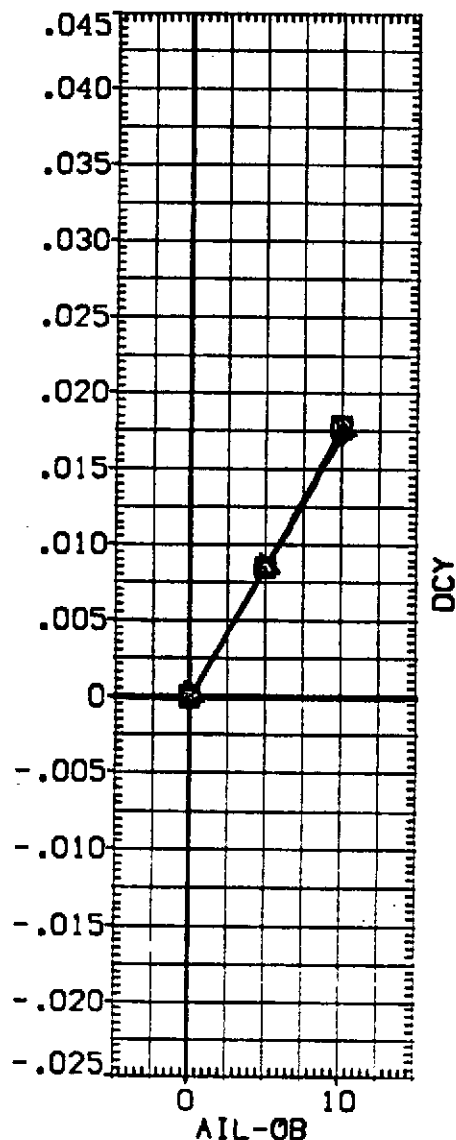
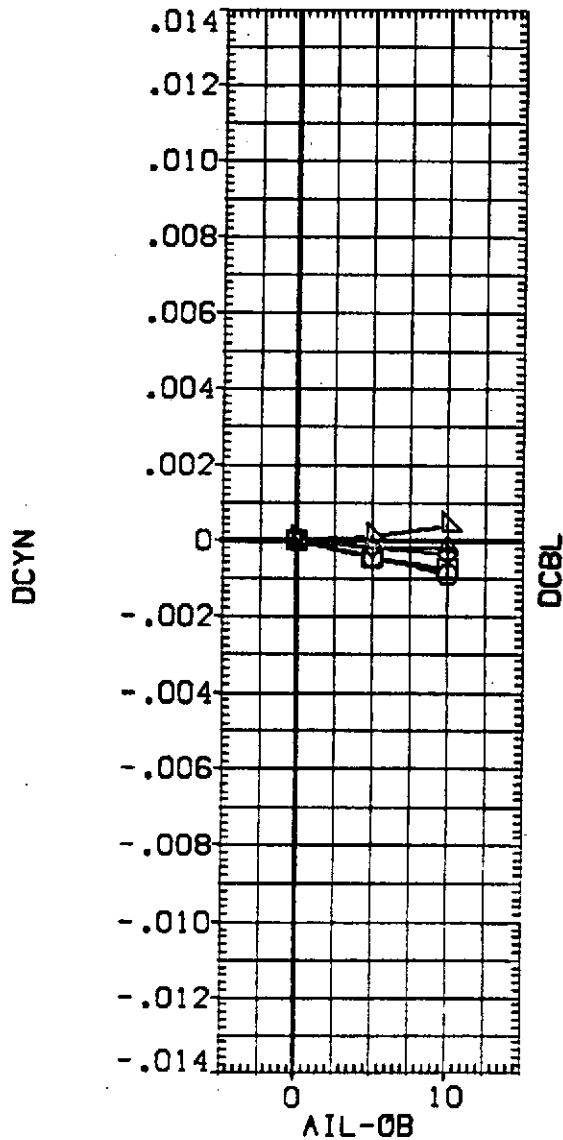


FIG 27 OUTBOARD AILERON EFFECTIVENESS, SIX INCH GAPS, ELE-IB = 15

0A118 B26C9M7F8W116E43V8R5X9

(FF6045)

SYMBOL	ALPHA	MACH	PARAMETRIC VALUES		DATA SOURCE	REFERENCE INFORMATION
○	.000		.260	ELE-LI	15.000 DATASET AIL-08	SREF 4.4119 SQ. FT.
□	2.000	ELE-L0	5.000	ELE-RI	15.000 FF6045	LREF 19.2289 INCHES
◇	4.000	ELE-R0	5.000	SPDRK	25.000 FF6048	BREF 37.9359 INCHES
△	6.000	BOFLAP	-12.000	RUDDER		XMRP 43.5974 INCHES
▽	8.000	ELE-08	5.000	BETA	.000	YMRP .0000 INCHES
					10.000	ZMRP 15.1875 INCHES
						SCALE .0405 SCALE

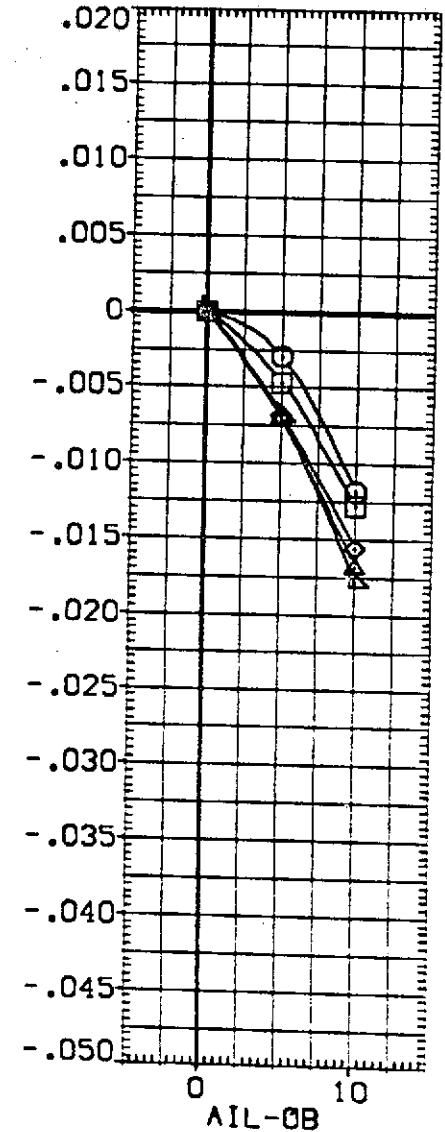
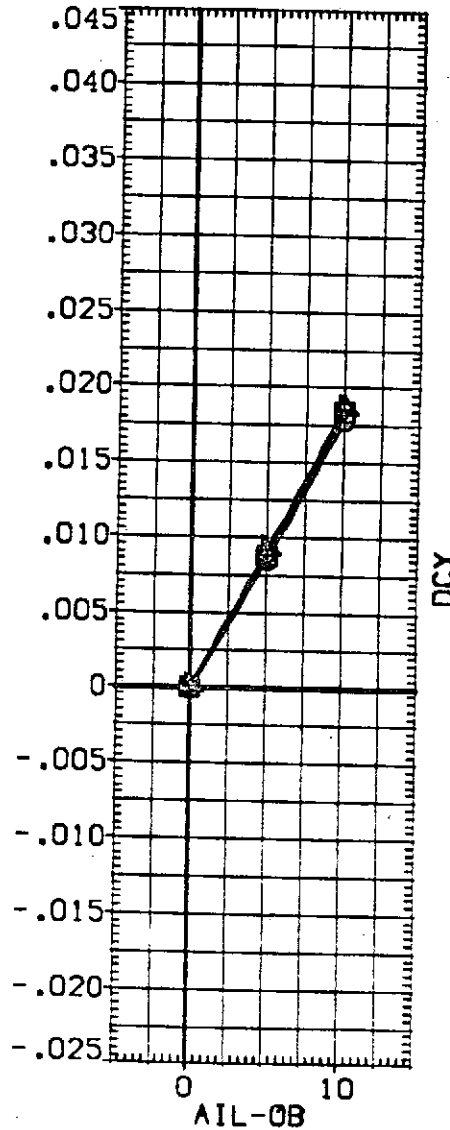
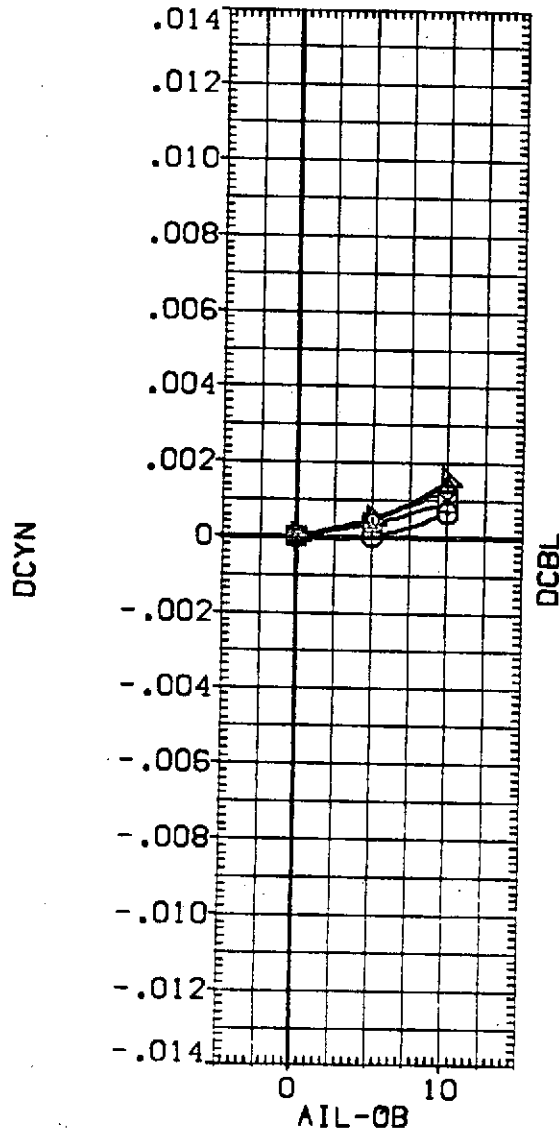


FIG 27 OUTBOARD AILERON EFFECTIVENESS, SIX INCH GAPS, ELE-IB = 15

SYMBOL	ALPHA	MACH	PARAMETRIC VALUES		DATA SOURCE			REFERENCE INFORMATION				
○	10.000		.260	ELE-L1	15.000	DATASET	AIL-08	DATASET	AIL-08	SREF	4.4119	50.FT.
□	12.000		5.000	ELE-R1	15.000	FF6045	.000	FF6050	5.000	LREF	19.2299	INCHES
◇	14.000		5.000	SPOBRK	25.000	FF6048	10.000			BREF	37.9359	INCHES
△	16.000		-12.000	RUDDER						XMRP	43.5974	INCHES
▽	18.000		5.000	BETA						YMRP	.0000	INCHES
										ZMRP	15.1875	INCHES
										SCALE	.0405	SCALE

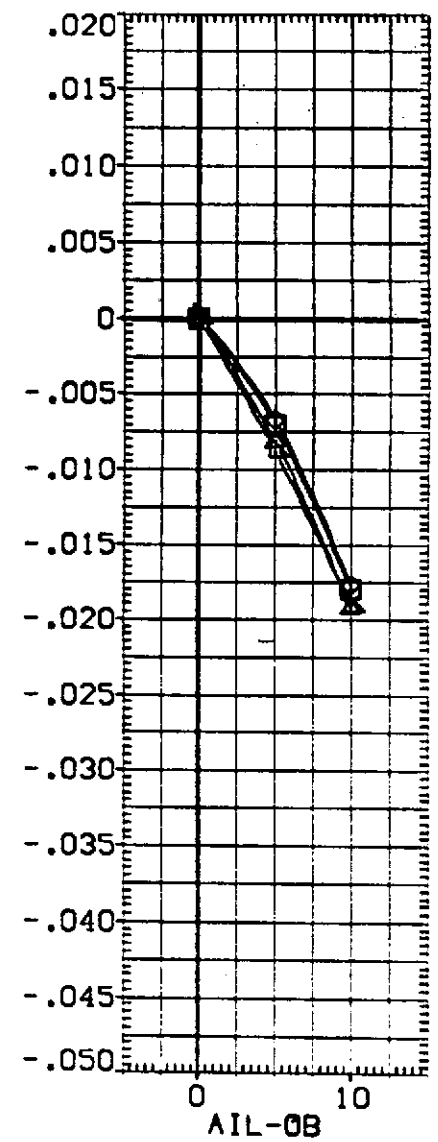
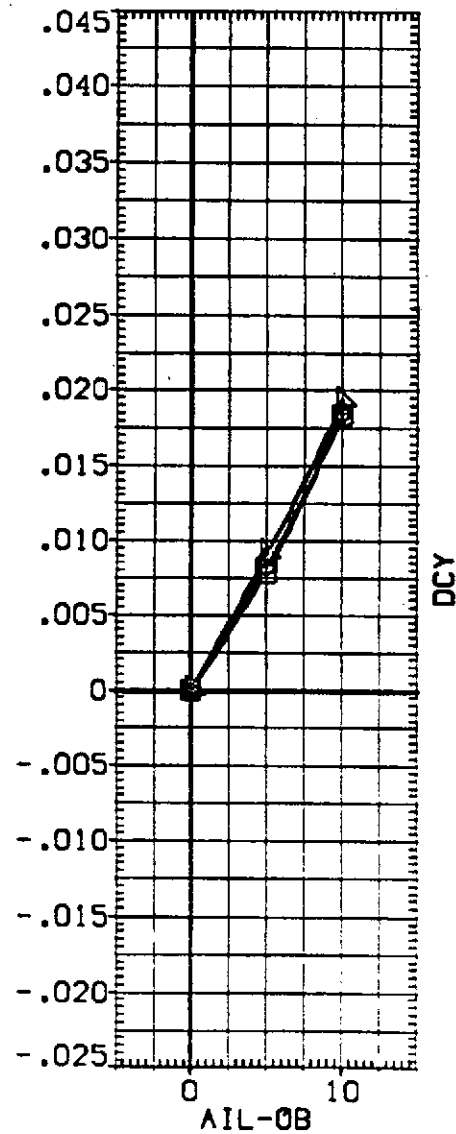
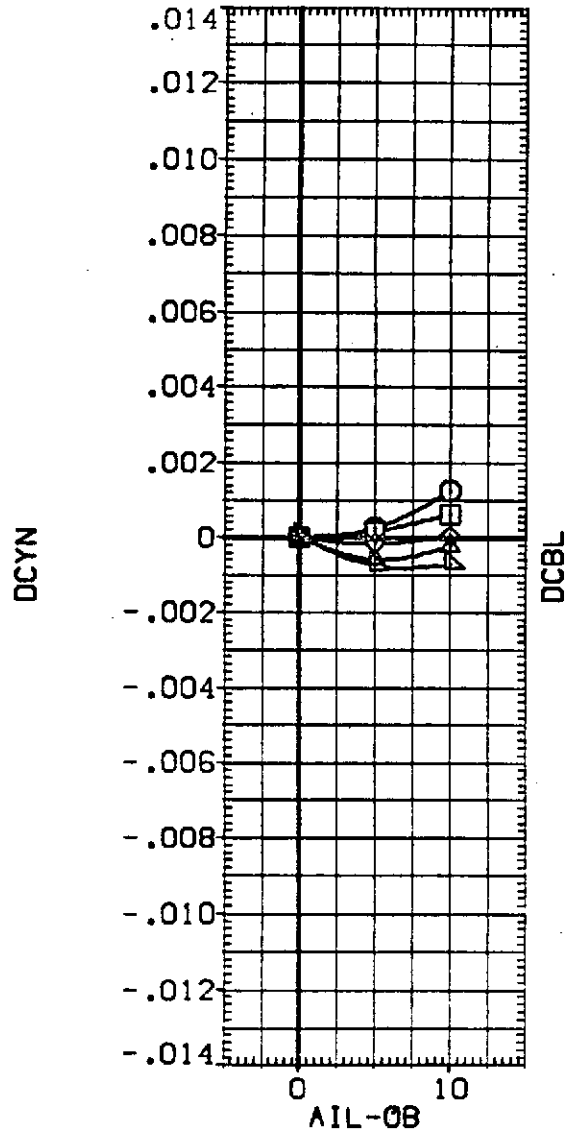


FIG 27 OUTBOARDAILERON EFFECTIVENESS, SIX INCH GAPS, ELE-IB = 15

0A118 B26C9M7F8W116E43V8R5X9

(FF6045)

SYMBOL
○
□
◇
△

ALPHA	MACH	PARAMETRIC VALUES	
20.000		.260	ELE-LI
22.000	ELE-LB	5.000	ELE-RI
24.000	ELE-RB	5.000	SPDBRK
25.000	BDFLAP	-12.000	RUDDER
	ELE-OB	5.000	BETA

DATA SOURCE		AIL-OB	DATASET
15.000	DATASET	.000	FF6045
15.000	DATASET	10.000	FF6048
25.000	DATASET		

REFERENCE INFORMATION		
AIL-OB	SREF	4.4119
	LREF	19.2299
	BREF	37.9359
	XMRP	43.5974
	YMRP	.0000
	ZMRP	15.1875
	SCALE	.0405
		SO.FT.
		INCHES
		INCHES
		INCHES
		INCHES
		INCHES
		SCALE

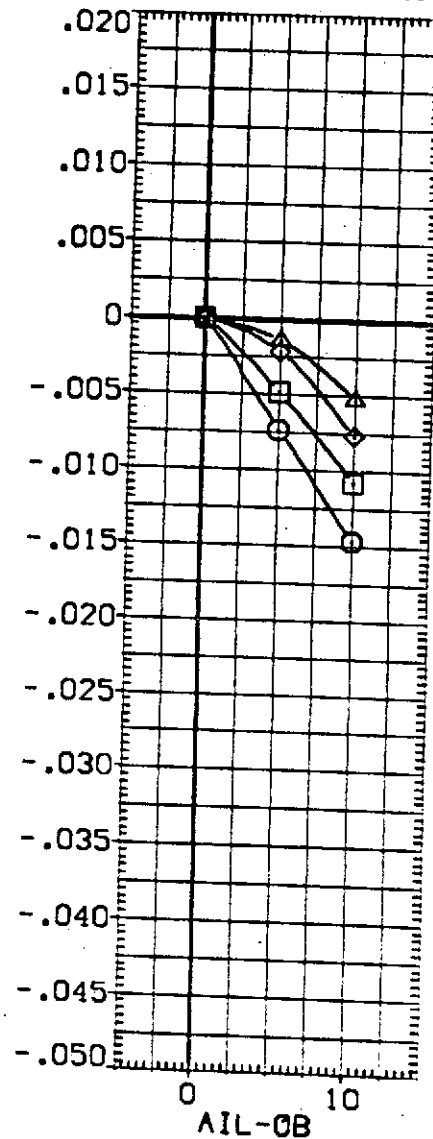
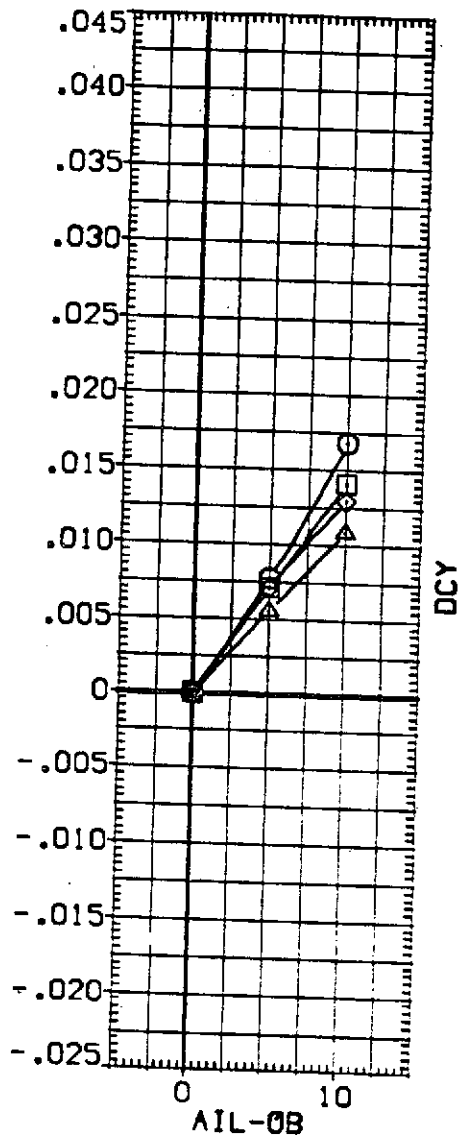
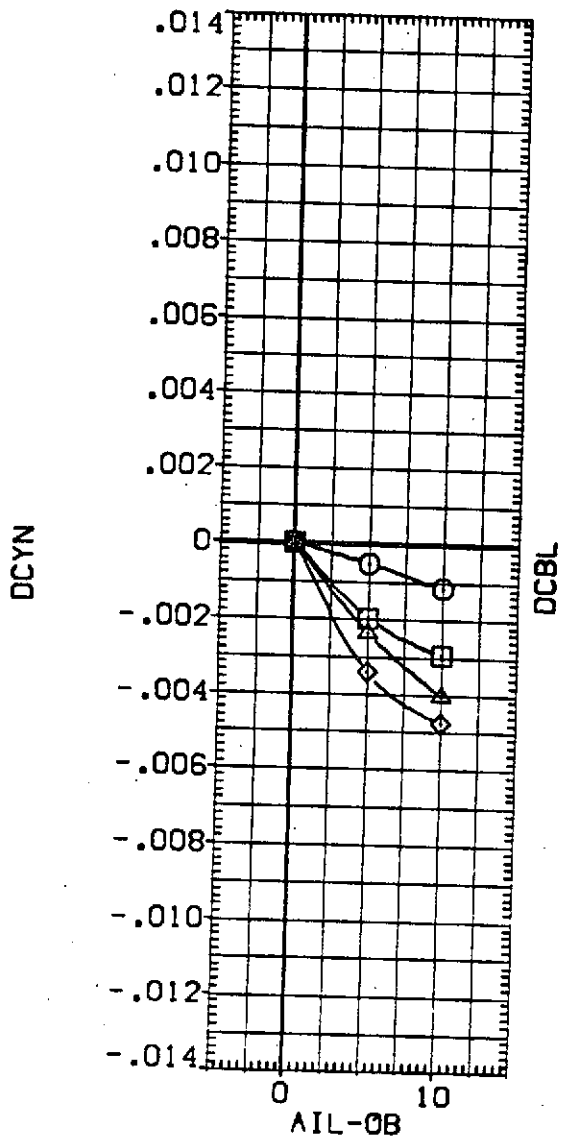


FIG 27 OUTBOARD AILERON EFFECTIVENESS, SIX INCH GAPS, ELE-IB = 15

DATA SET SYMBOL	CONFIGURATION DESCRIPTION
(BF6051)	0A118 B26C9M7F8V116E43V8R5X9
(BF6023)	0A118 B26C9M7F8V116E43V8R5X9

ELE-L0	ELE-L1	ELE-R1	ELE-R0	REFERENCE INFORMATION	
10.000	20.000	20.000	10.000	SREF	4.4119 SQ.FT.
20.000	20.000	20.000	20.000	LREF	19.2299 INCHES
				BREF	37.9359 INCHES
				XMRP	43.5974 INCHES
				YMRP	.0000 INCHES
				ZMRP	15.1875 INCHES
				SCALE	.0405 SCALE

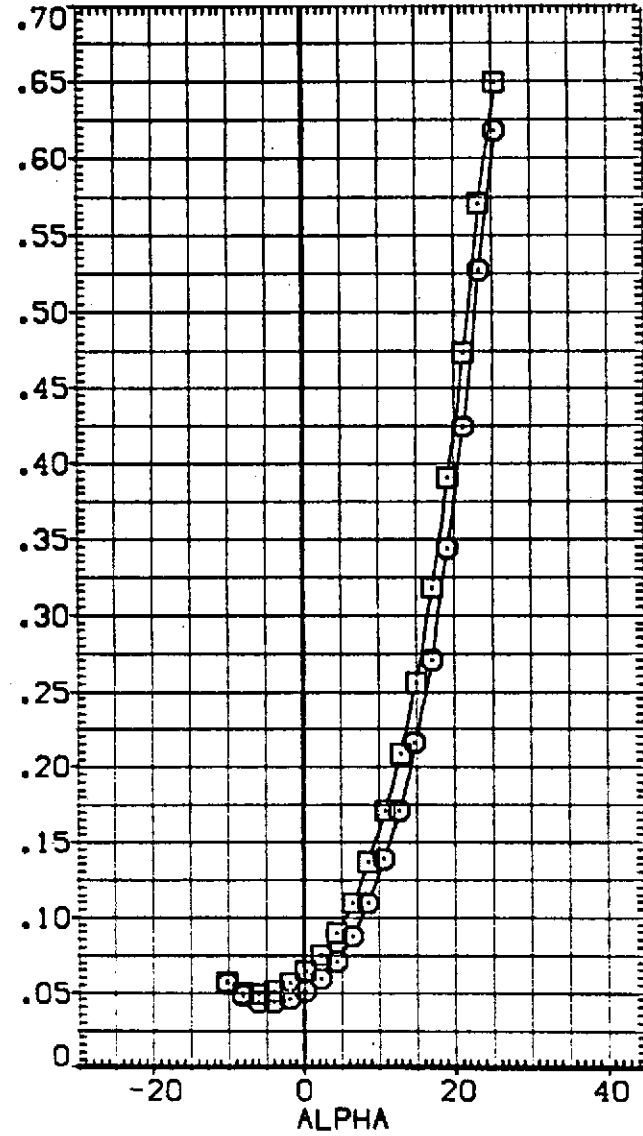
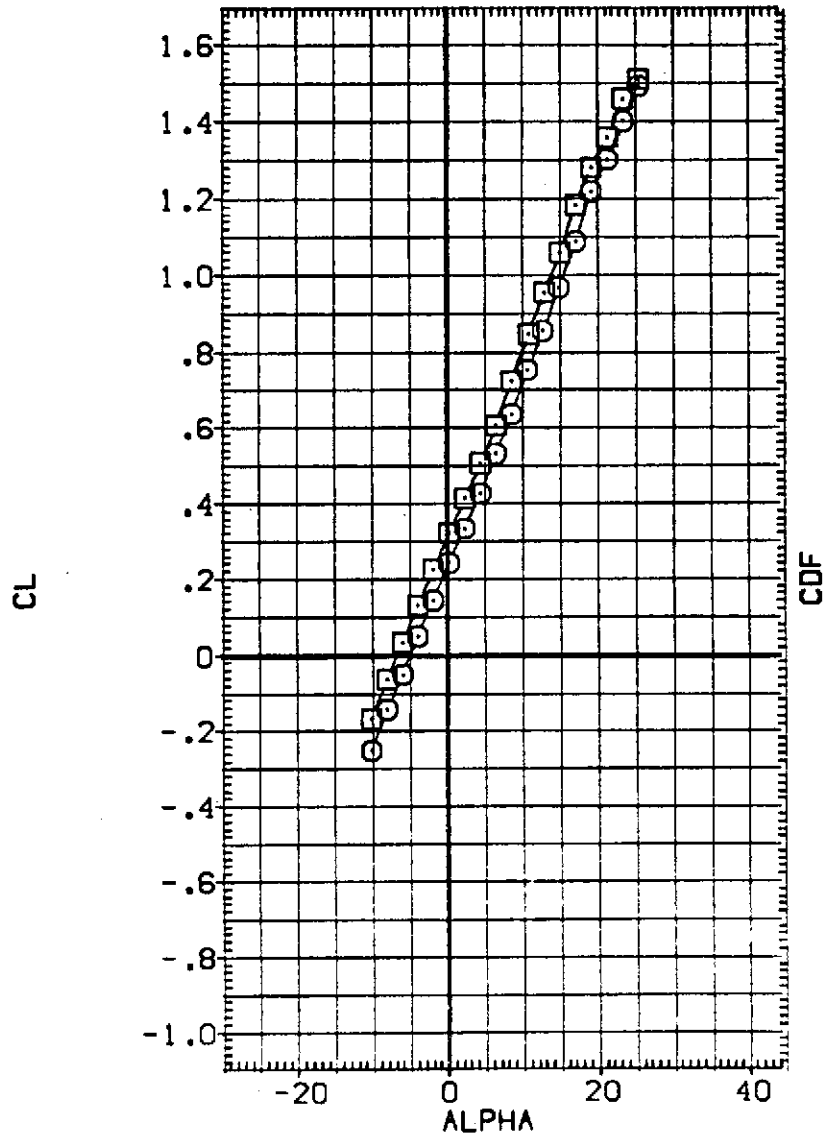


FIG 28 OUTBOARD ELEVON EFFECTIVENESS, SIX INCH GAPS, INBD ELEVON = 20 DEG.
 (A)MACH = .26

DATA SET SYMBOL CONFIGURATION DESCRIPTION
 (BF6051) ○ OA118 B26C9M7F8V116E43V8R5X9
 (BF6023) □ OA118 B26C9M7F8V116E43V8R5X9

ELE-LO	ELE-LI	ELE-RI	ELE-RO	REFERENCE INFORMATION	
10.000	20.000	20.000	10.000	SREF	4.4119 SQ.FT.
20.000	20.000	20.000	20.000	LREF	19.2298 INCHES
				BREF	37.9359 INCHES
				XMRP	43.5974 INCHES
				YMRP	.0000 INCHES
				ZMRP	15.1875 INCHES
				SCALE	.0405 SCALE

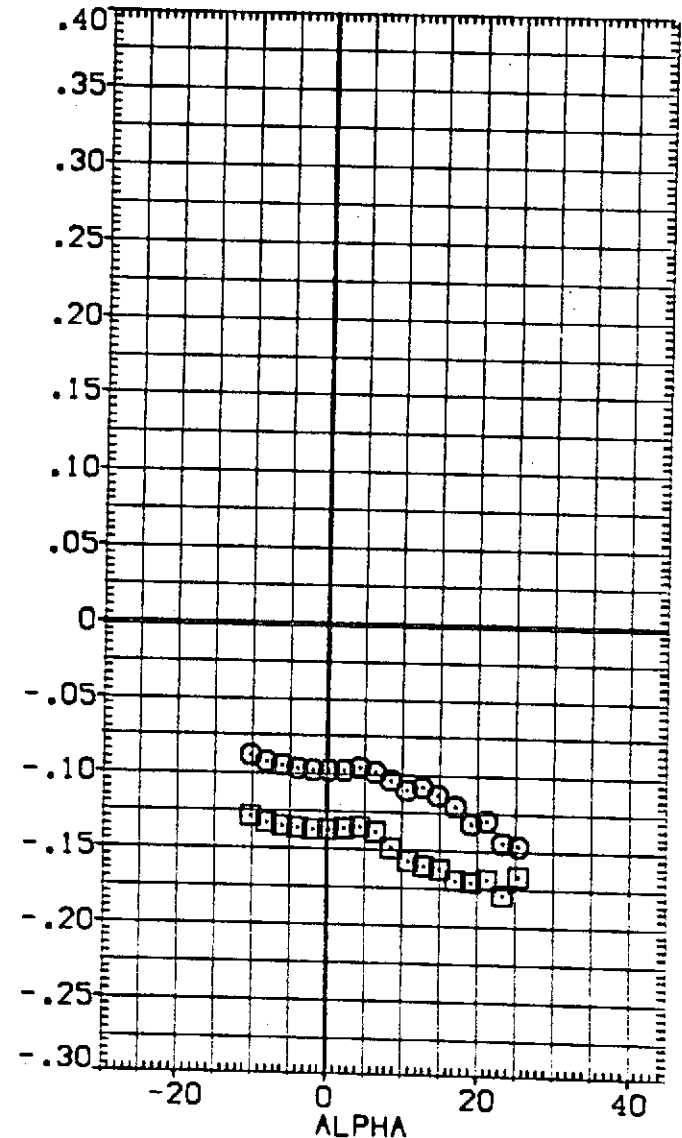
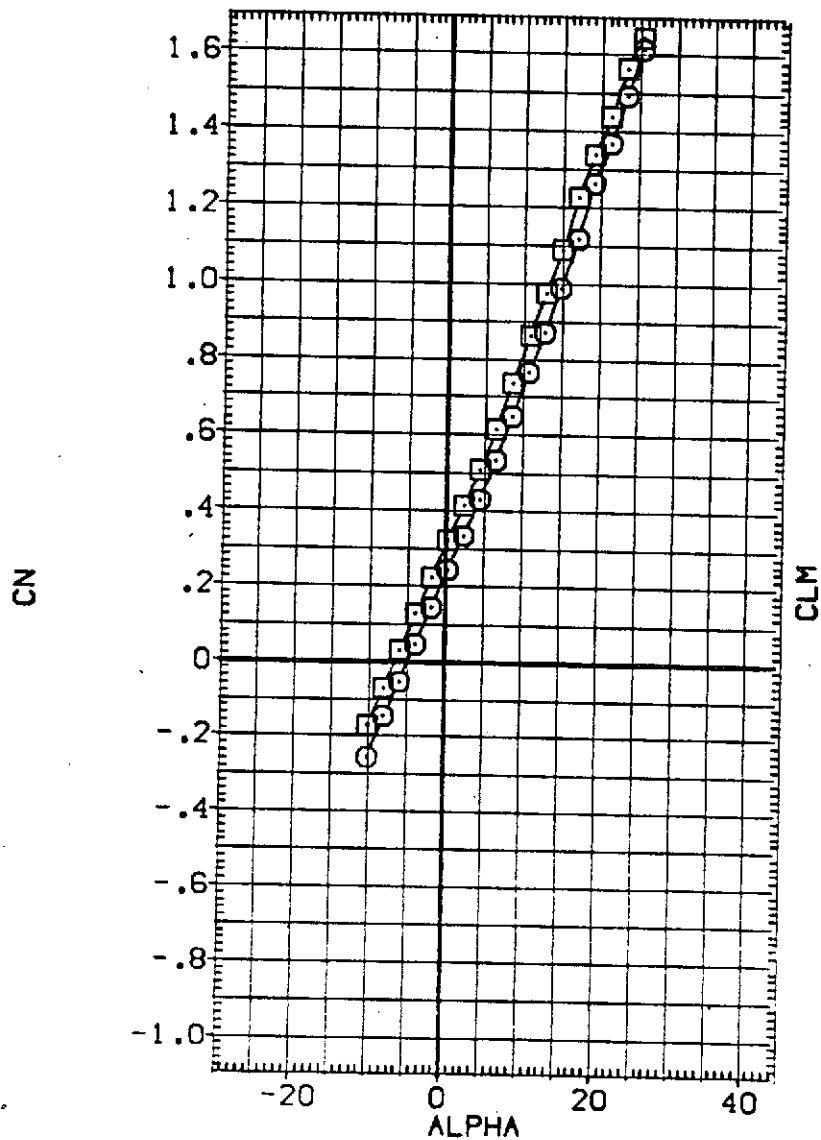


FIG 28 OUTBOARD ELEVON EFFECTIVENESS, SIX INCH GAPS, INBD ELEVON = 20 DEG.
 (A) MACH = .26

DATA SET SYMBOL CONFIGURATION DESCRIPTION
 (BF6051) □ OA118 B26C9M7F8V116E43V8RSX9
 (BF6023) □ OA118 B26C9M7F8V116E43V8RSX9

ELE-L0	ELE-L1	ELE-R1	ELE-R0	REFERENCE INFORMATION		
10.000	20.000	20.000	10.000	SREF	4.4119	50. FT.
20.000	20.000	20.000	20.000	LREF	19.2299	INCHES
				BREF	37.9359	INCHES
				XMRP	43.5974	INCHES
				YMRP	.0000	INCHES
				ZMRP	15.1875	INCHES
				SCALE	.0405	SCALE

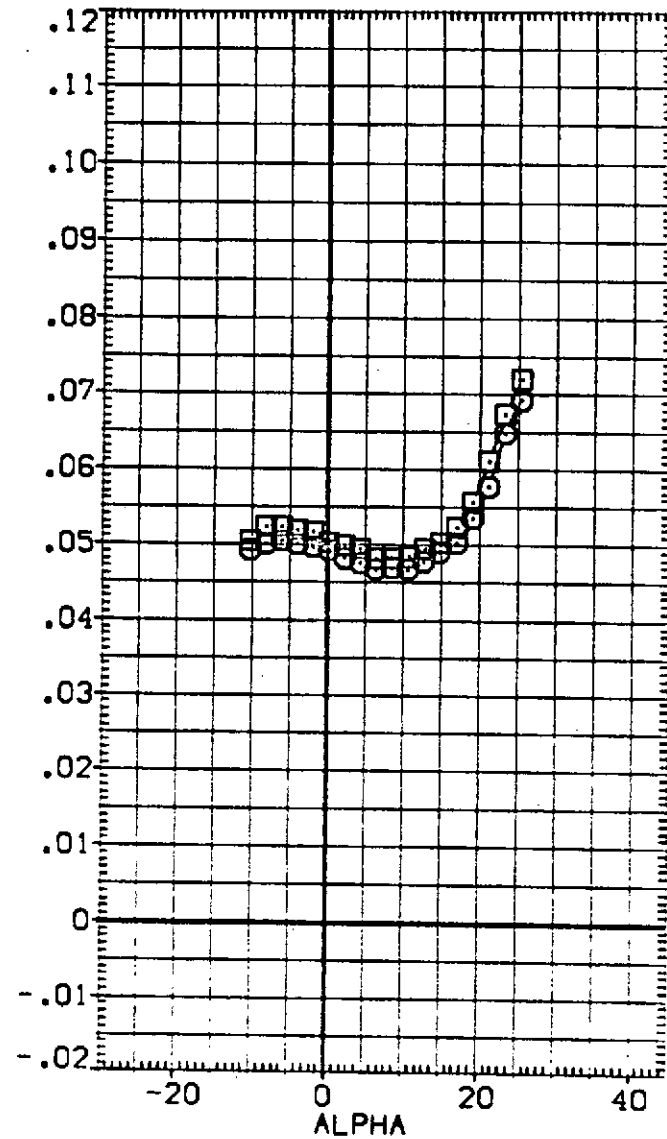
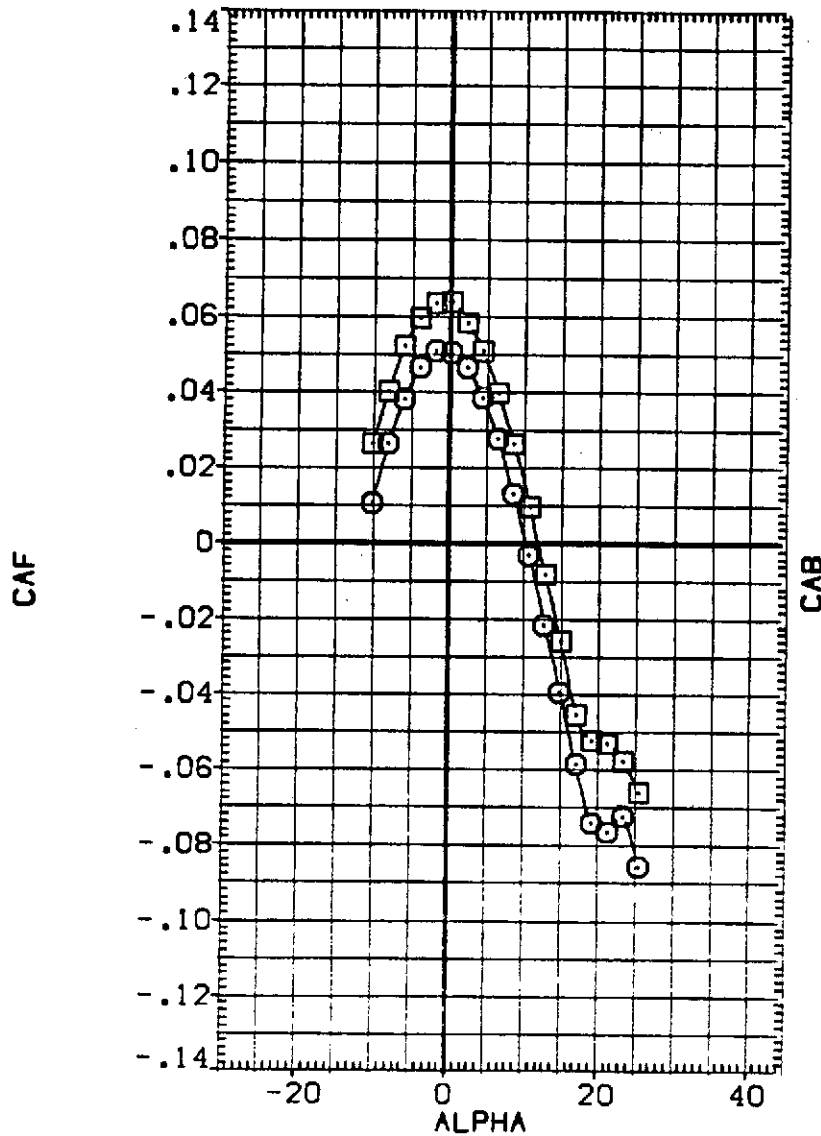


FIG 28 OUTBOARD ELEVON EFFECTIVENESS, SIX INCH GAPS, INBD ELEVON = 20 DEG.
 (A) MACH = .26

DATA SET SYMBOL CONFIGURATION DESCRIPTION
 (BF6051) ○ 0A118 B26C9M7F8V116E43V8R5X9
 (BF6023) □ 0A118 B26C9M7F8V116E43V8R5X9

ELE-L0	ELE-L1	ELE-R1	ELE-R0	REFERENCE INFORMATION	
10.000	20.000	20.000	10.000	SREF	4.4119 50. FT.
20.000	20.000	20.000	20.000	LREF	19.2299 INCHES
				BREF	37.9359 INCHES
				XMRP	43.5974 INCHES
				YMRP	.0000 INCHES
				ZMRP	15.1875 INCHES
				SCALE	.0405 SCALE

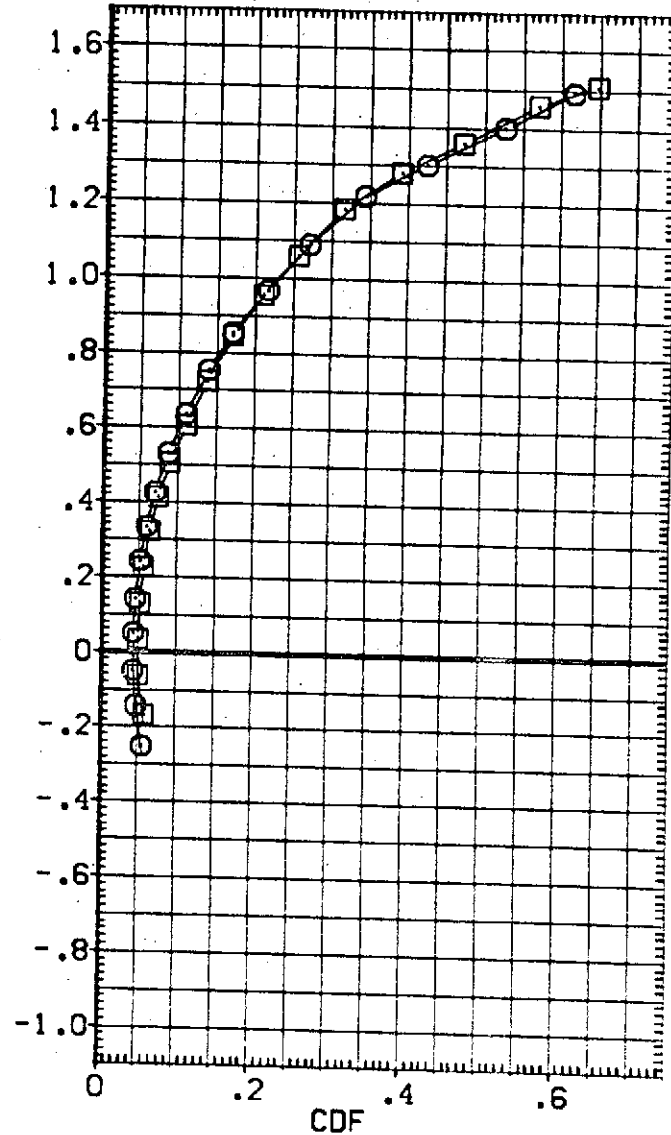
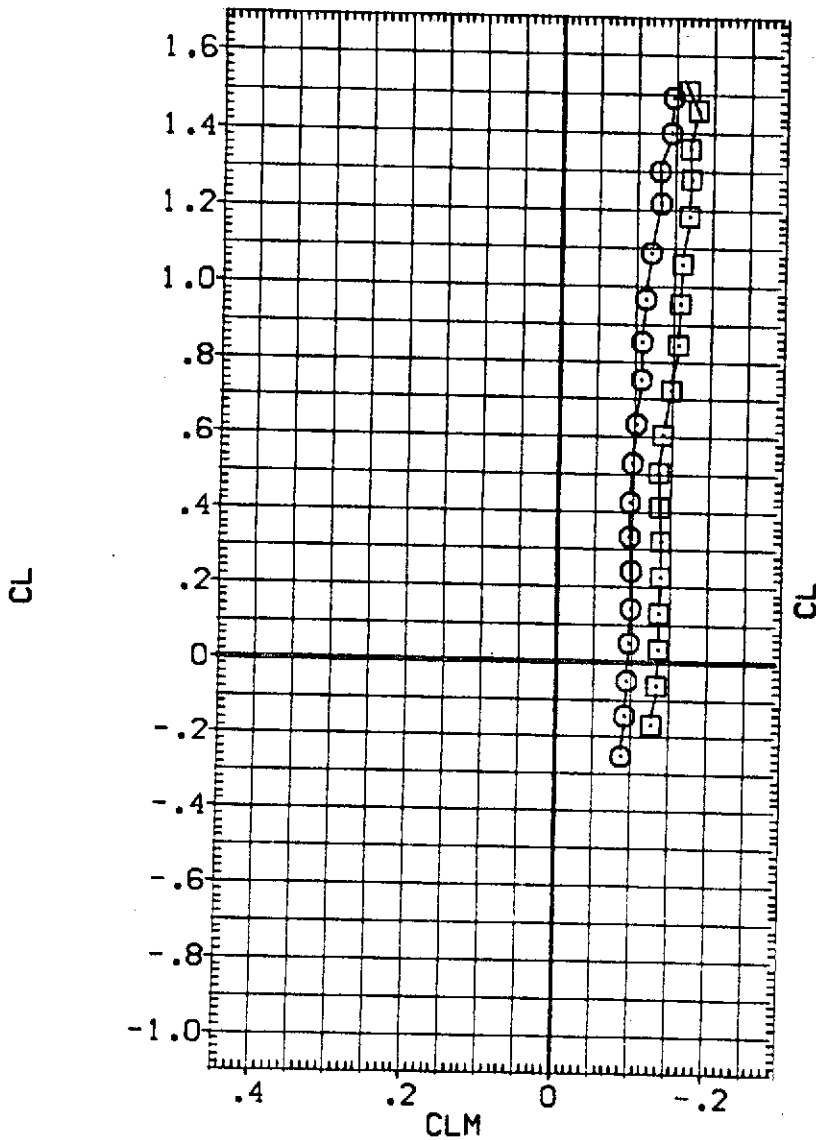


FIG 28 OUTBOARD ELEVON EFFECTIVENESS, SIX INCH GAPS, INBD ELEVON = 20 DEG.
 (A) MACH = .26

DATA SET SYMBOL	CONFIGURATION	DESCRIPTION
(BF6051)	0A118	B26C9M7R8V116E43V8R5X9
(BF6023)	0A118	B26C9M7R8V116E43V8R5X9

ELE-L0	ELE-L1	ELE-R1	ELE-R0	REFERENCE INFORMATION	
10.000	20.000	20.000	10.000	SREF	4.4119 SQ.FT.
20.000	20.000	20.000	20.000	LREF	19.2299 INCHES
				BREF	37.9359 INCHES
				XMRP	43.9874 INCHES
				YMRP	.0000 INCHES
				ZMRP	15.1875 INCHES
				SCALE	.0405 SCALE

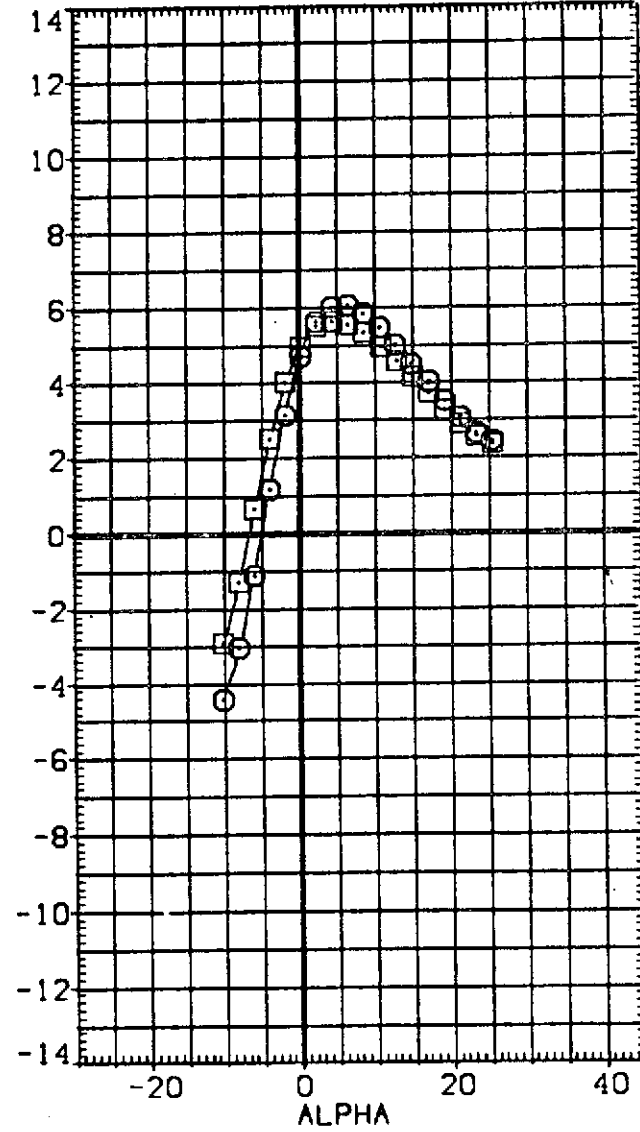
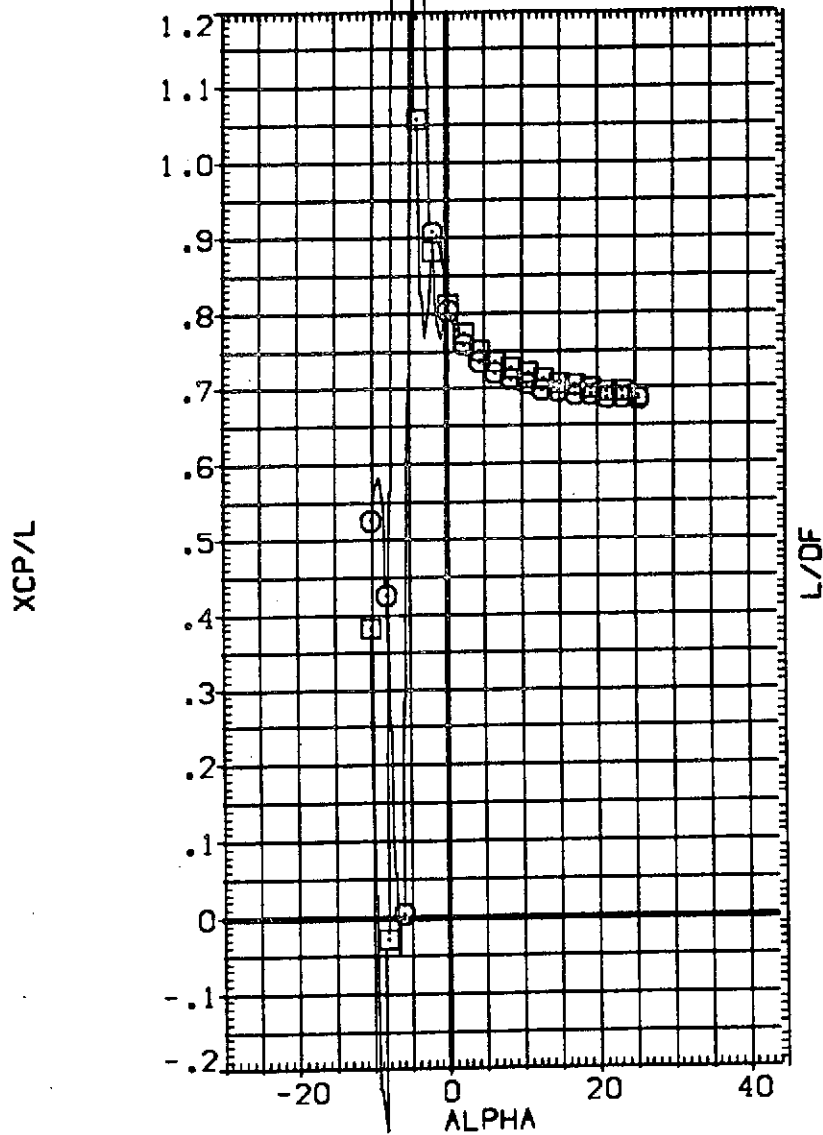


FIG 28 OUTBOARD ELEVON EFFECTIVENESS, SIX INCH GAPS, INBD ELEVON = 20 DEG.

(A) MACH = .26

0A118 B26C9M7F8W116E43V8R5X9

(HF6051)

SYMBOL
 ○
 □
 ◇
 △
 ▽

ALPHA	PARAMETRIC VALUES			
-10.000	MACH	.260	ELE-LI	20.000
-8.000	ELE-LO	10.000	ELE-RI	20.000
-6.000	ELE-RO	10.000	SPOBRK	25.000
-4.000	BOFLAP	-12.000	RLODER	.000
-2.000	AIL-OB	.000	BETA	.000

DATA SOURCE

ELE-OB	DATASET	ELE-OB
10.000	HF6023	20.000

REFERENCE INFORMATION

		SO. FT.
SREF	4.4119	INCHES
LREF	19.2299	INCHES
BREF	37.9359	INCHES
XMRP	43.5974	INCHES
YMRP	.0000	INCHES
ZMRP	15.1875	INCHES
SCALE	.0405	SCALE

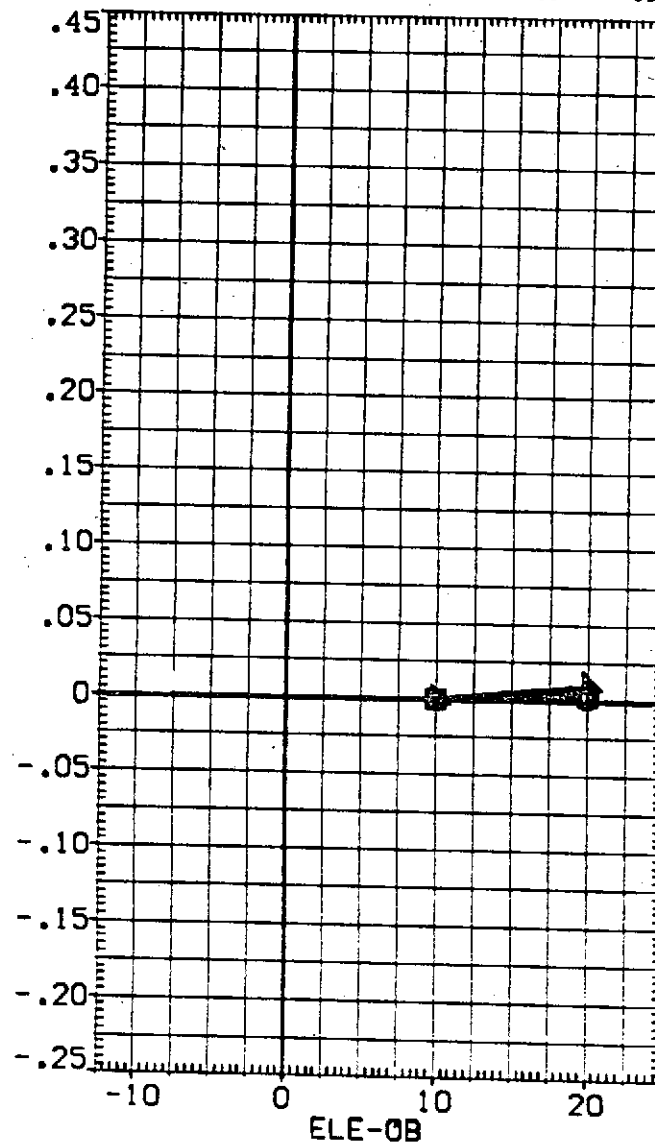
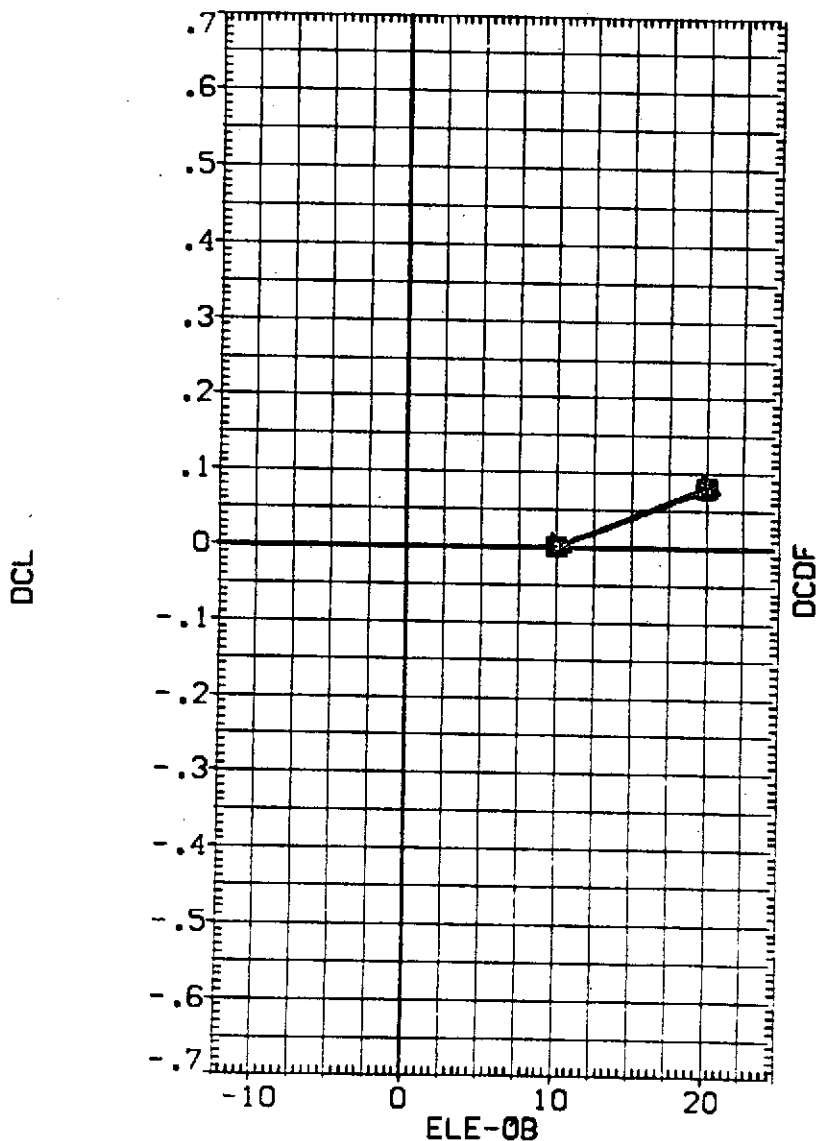


FIG 28 OUTBOARD ELEVON EFFECTIVENESS, SIX INCH GAPS, INBD ELEVON = 20 DEG.

SYMBOL
 ○
 □
 ◇
 △
 ▽

ALPHA	PARAMETRIC VALUES			
.000	MACH	.260	ELE-LI	20.000
2.000	ELE-LO	10.000	ELE-RI	20.000
4.000	ELE-RO	10.000	SPDRK	25.000
6.000	BDFLAP	-12.000	RUDDER	.000
8.000	AIL-OB	.000	BETA	.000

DATA SOURCE			REFERENCE INFORMATION		
ELE-OB	DATASET	ELE-OB	SREF	4.4119	SQ.FT.
10.000	HF6023	20.000	LREF	19.2299	INCHES
			BREF	37.9359	INCHES
			XMRP	43.5974	INCHES
			YMRP	.0000	INCHES
			ZMRP	15.1875	INCHES
			SCALE	.0105	SCALE

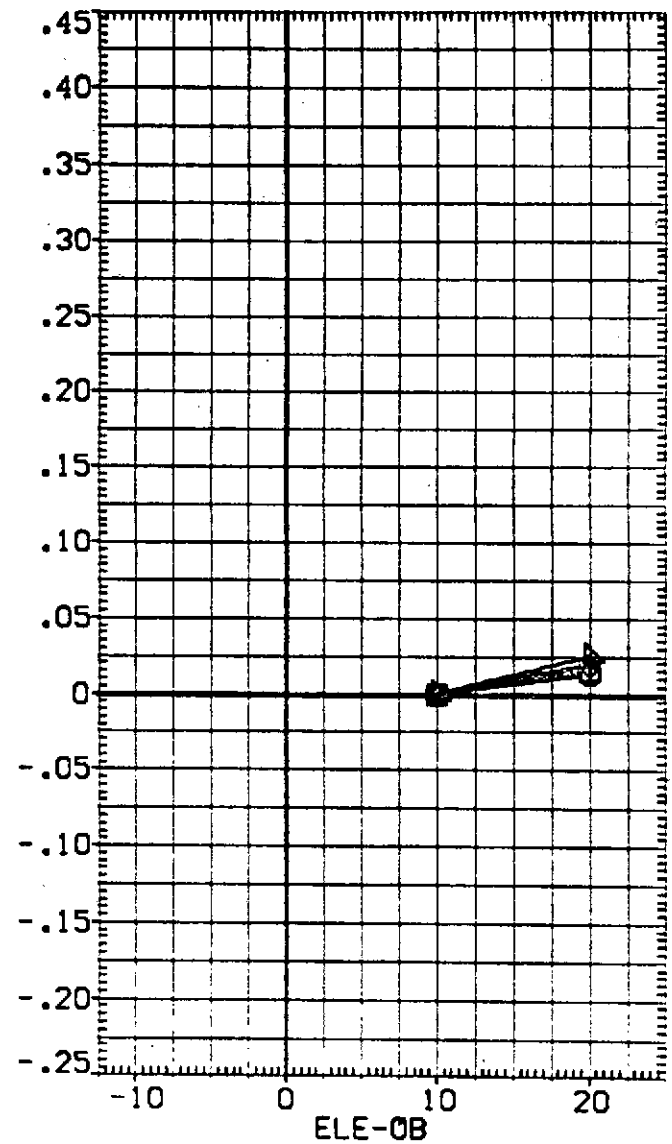
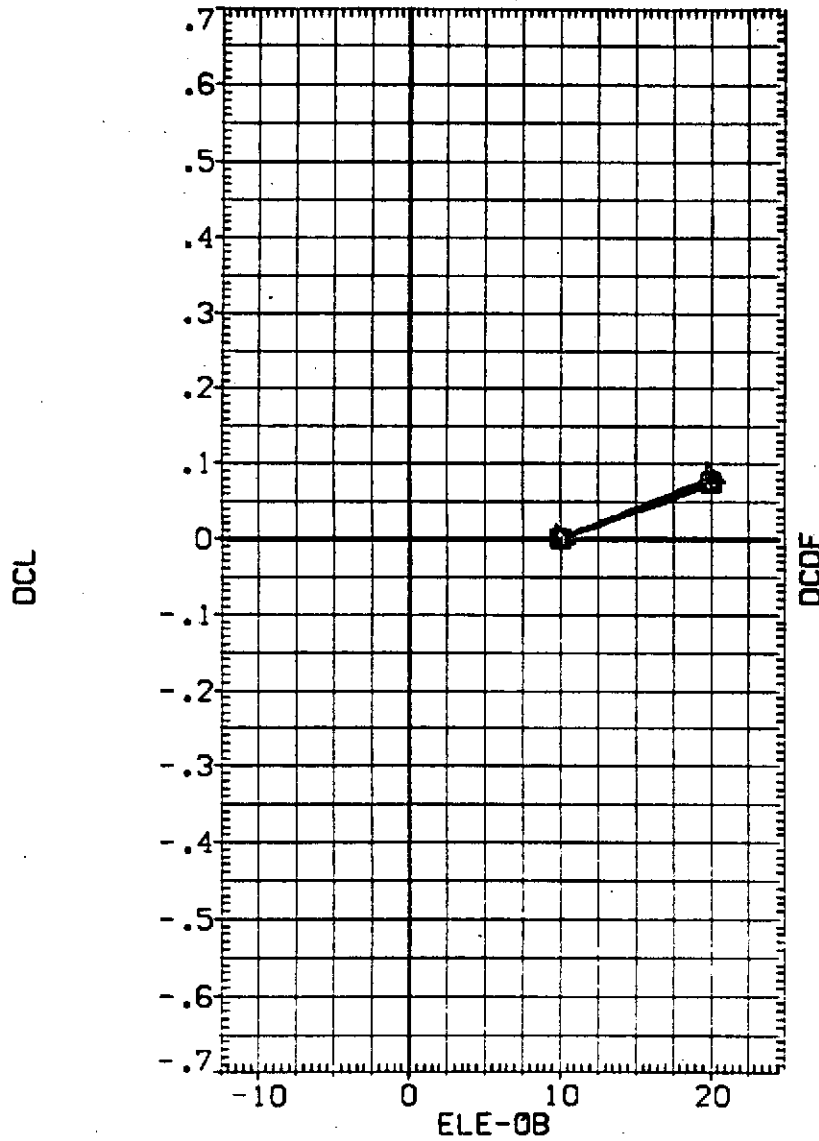


FIG 28 OUTBOARD ELEVON EFFECTIVENESS, SIX INCH GAPS, INBD ELEVON = 20 DEG.

0A118 B26C9M7F8W116E43V8R5X9

(HF6051)

SYMBOL

-
-
- ◇
- △
- ▽

ALPHA	PARAMETRIC VALUES			
10.000	MACH	.260	ELE-LI	20.000
12.000	ELE-LO	10.000	ELE-RI	20.000
14.000	ELE-RO	10.000	SPDBRK	25.000
16.000	BOFLAP	-12.000	RUDDER	.000
18.000	AIL-OB	.000	BETA	.000

DATA SOURCE

ELE-OB	DATASET	ELE-OB
10.000	HF6023	20.000

REFERENCE INFORMATION

PARAMETER	VALUE	UNIT
SREF	4.4119	SQ. FT.
LREF	19.2299	INCHES
BREF	37.9359	INCHES
XMRP	43.5974	INCHES
YMRP	.0000	INCHES
ZMRP	15.1875	INCHES
SCALE	.0405	SCALE

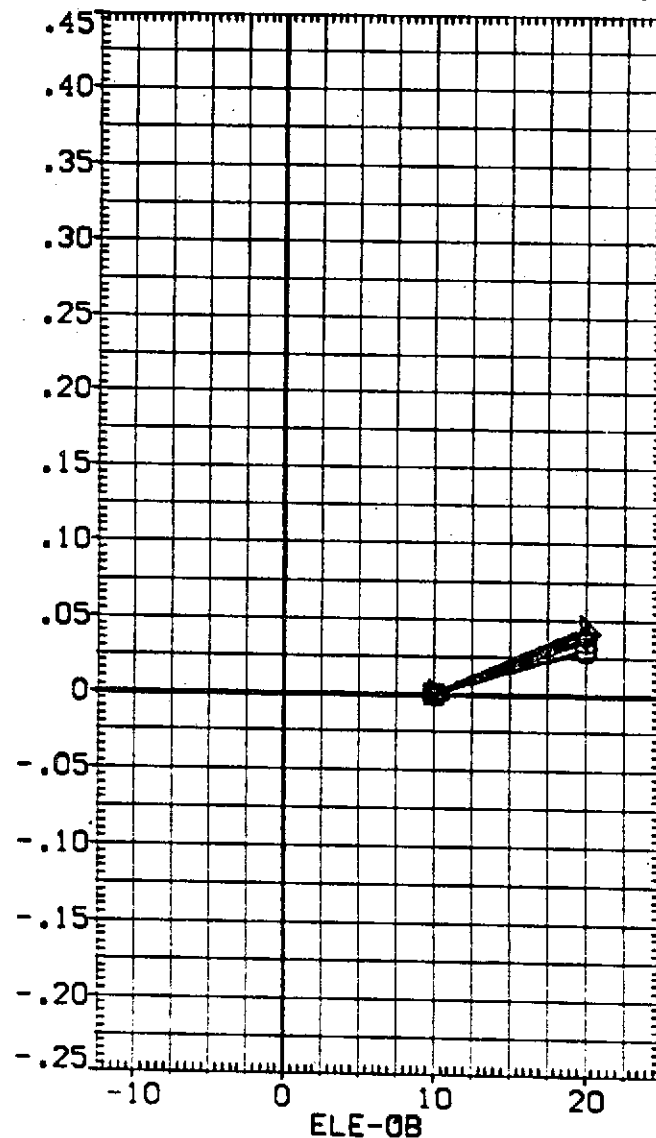
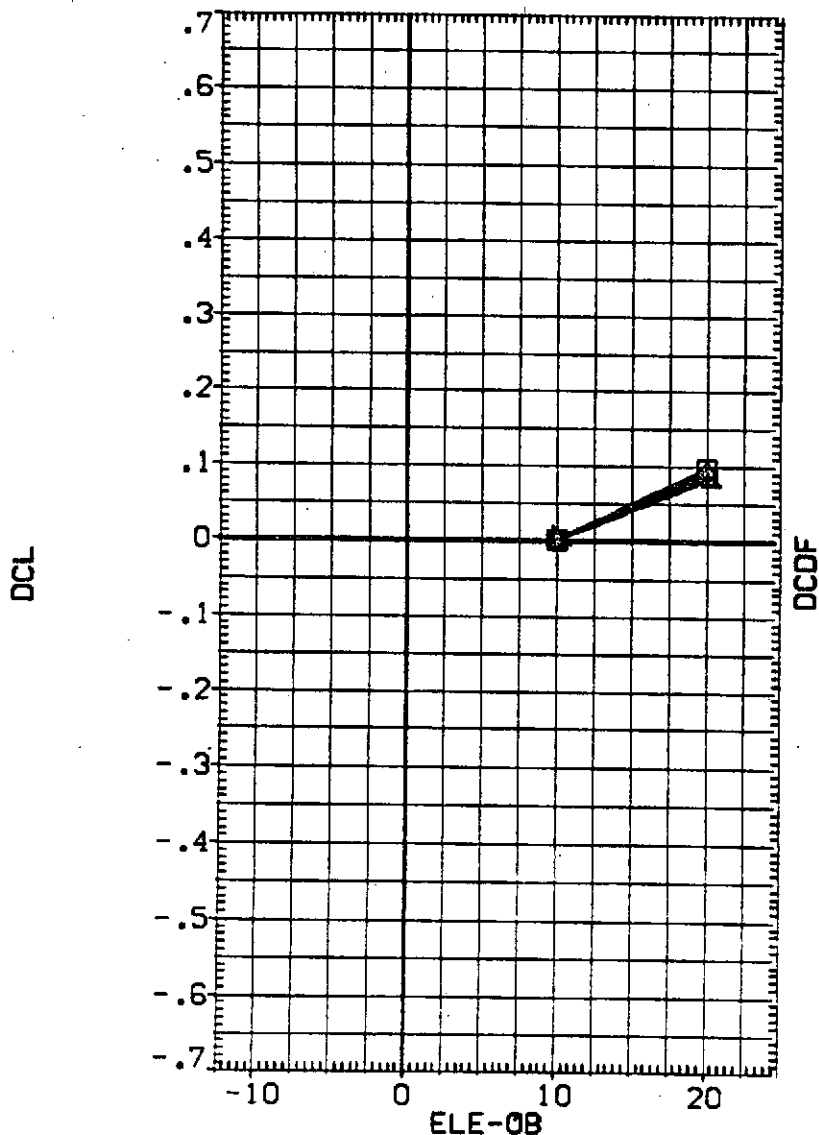


FIG 28 OUTBOARD ELEVON EFFECTIVENESS. SIX INCH GAPS, INBD ELEVON = 20 DEG.

SYMBOL	ALPHA	PARAMETRIC VALUES				DATA SOURCE			REFERENCE INFORMATION		
○	20.000	MACH	.260	ELE-LI	20.000	DATASET	ELE-OB	SREF	4.4119	SQ.FT.	
□	22.000	ELE-LO	10.000	ELE-RI	20.000	HF6051	10.000	LREF	19.2299	INCHES	
◇	24.000	ELE-RO	10.000	SPOBRK	25.000		HF6023	BREF	37.9359	INCHES	
△	25.000	BOFLAP	-12.000	RUDDER	.000			XMRP	43.5974	INCHES	
		AIL-OB	.000	BETA	.000			YMRP	.0000	INCHES	
								ZMRP	15.1875	INCHES	
								SCALE	.0405	SCALE	

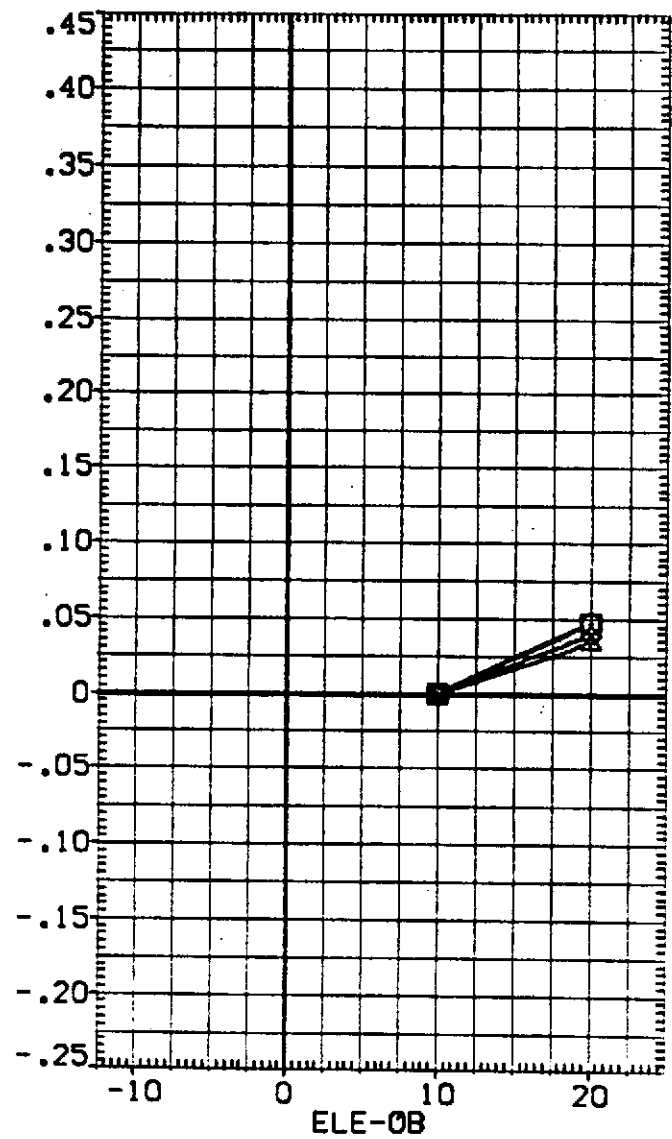
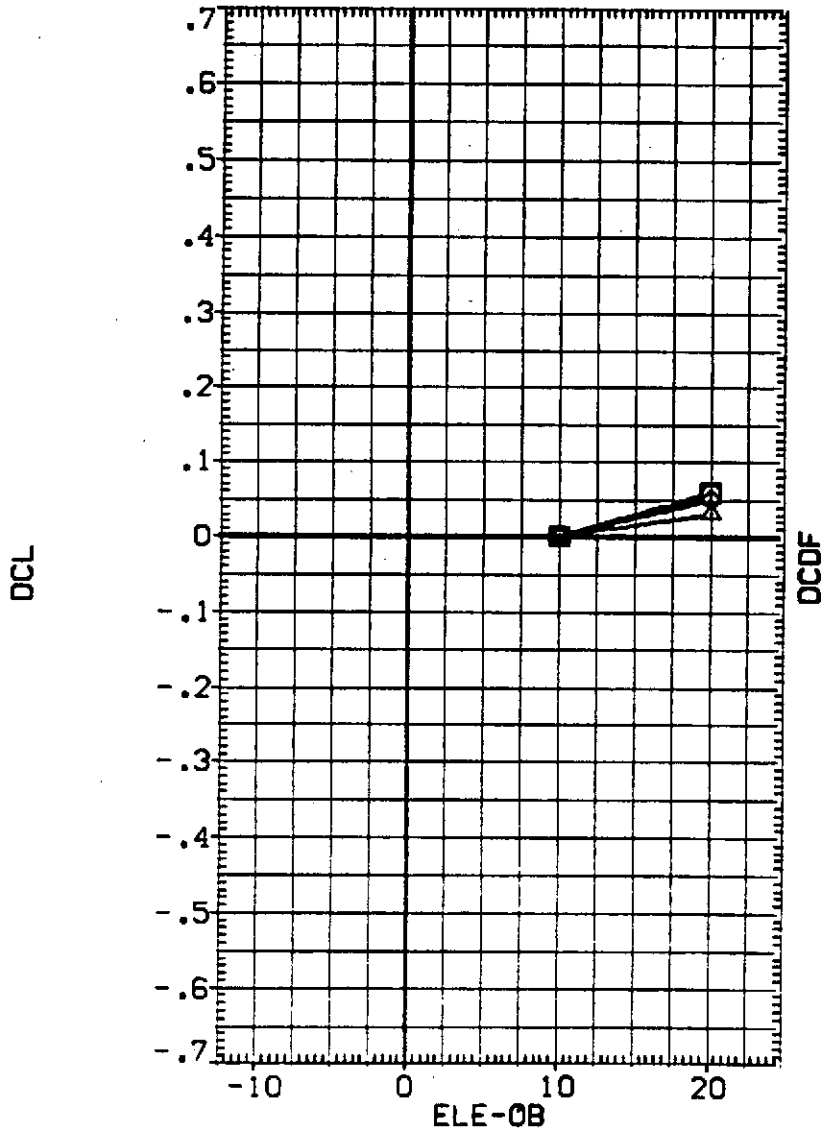


FIG 28 OUTBOARD ELEVON EFFECTIVENESS, SIX INCH GAPS, INBD ELEVON = 20 DEG.

0A118 B26C9M7F8W116E43V8R5X9

(HF6051)

SYMBOL
 ○
 □
 ◇
 △
 ▽

ALPHA	MACH	PARAMETRIC VALUES			DATA SOURCE
-10.000		.260	ELE-L1	20.000	DATA SET
-8.000	ELE-LO	10.000	ELE-RI	20.000	HF6051
-6.000	ELE-RO	10.000	SPOBRK	25.000	
-4.000	BOFLAP	-12.000	RUDDER	.000	
-2.000	AIL-OB	.000	BETA	.000	

DATA SOURCE			REFERENCE INFORMATION		
ELE-OB	DATA SET	ELE-OB	SREF	4.4119	50. FT.
10.000	HF6023	20.000	LREF	19.2299	INCHES
			BREF	37.9359	INCHES
			XMRP	43.5974	INCHES
			YMRP	.0000	INCHES
			ZMRP	15.1875	INCHES
			SCALE	.0405	SCALE

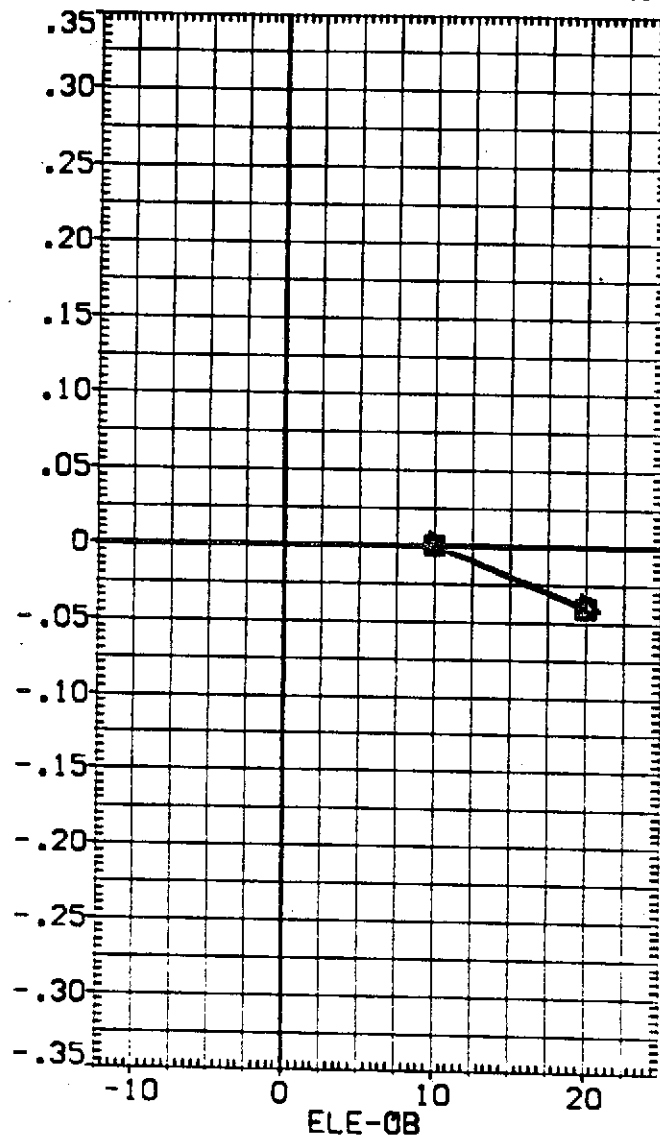
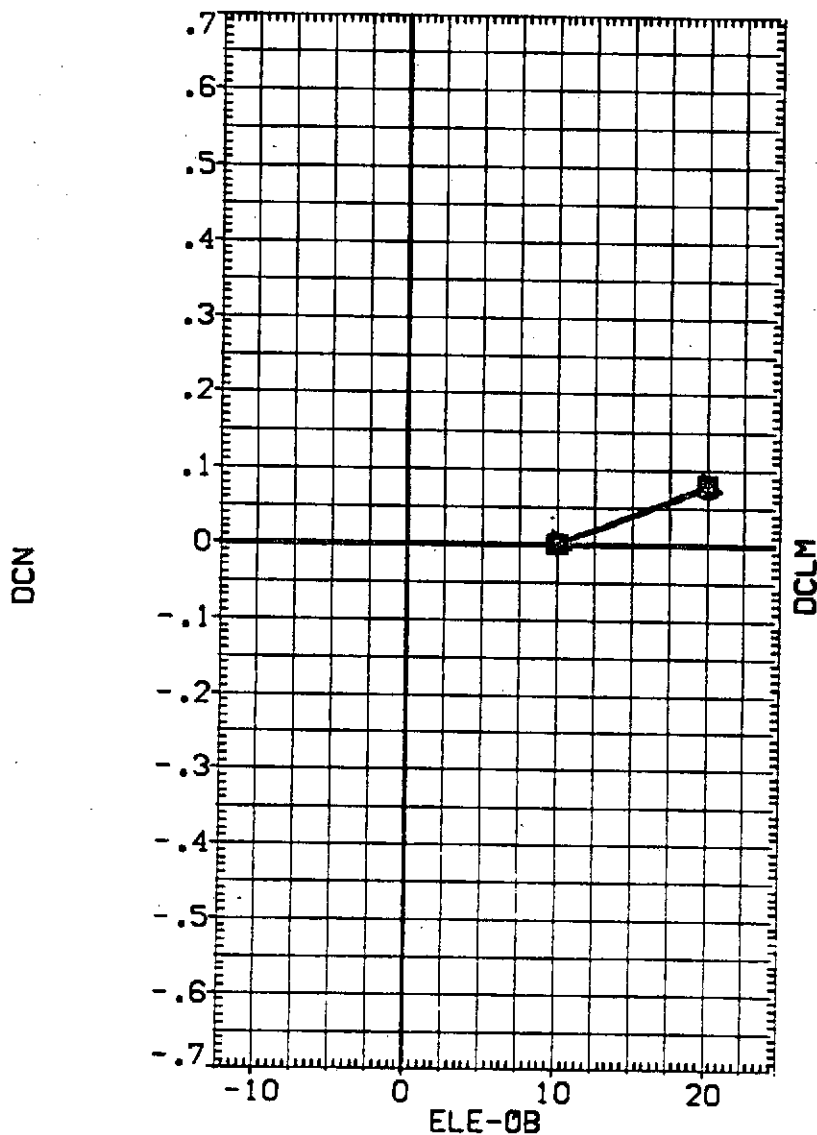


FIG 28 OUTBOARD ELEVON EFFECTIVENESS, SIX INCH GAPS, INBD ELEVON = 20 DEG.

SYMBOL	ALPHA	PARAMETRIC VALUES				DATA SOURCE			REFERENCE INFORMATION		
		MACH	ELE-LI	ELE-RI	SPDRK	ELE-08	DATASET	ELE-08	SREF	INCHES	SCALE
○	.000	.260	20.000	20.000	25.000	10.000	HF6023	20.000	4.4119	50.FT.	
□	2.000	10.000	20.000	25.000	25.000	10.000	HF6023	20.000	19.2299	INCHES	
◇	4.000	10.000	25.000	25.000	25.000	10.000	HF6023	20.000	37.9359	INCHES	
△	6.000	-12.000	25.000	25.000	25.000	10.000	HF6023	20.000	43.5974	INCHES	
▽	8.000	.000	25.000	25.000	25.000	10.000	HF6023	20.000	15.1875	INCHES	
									.0405	SCALE	

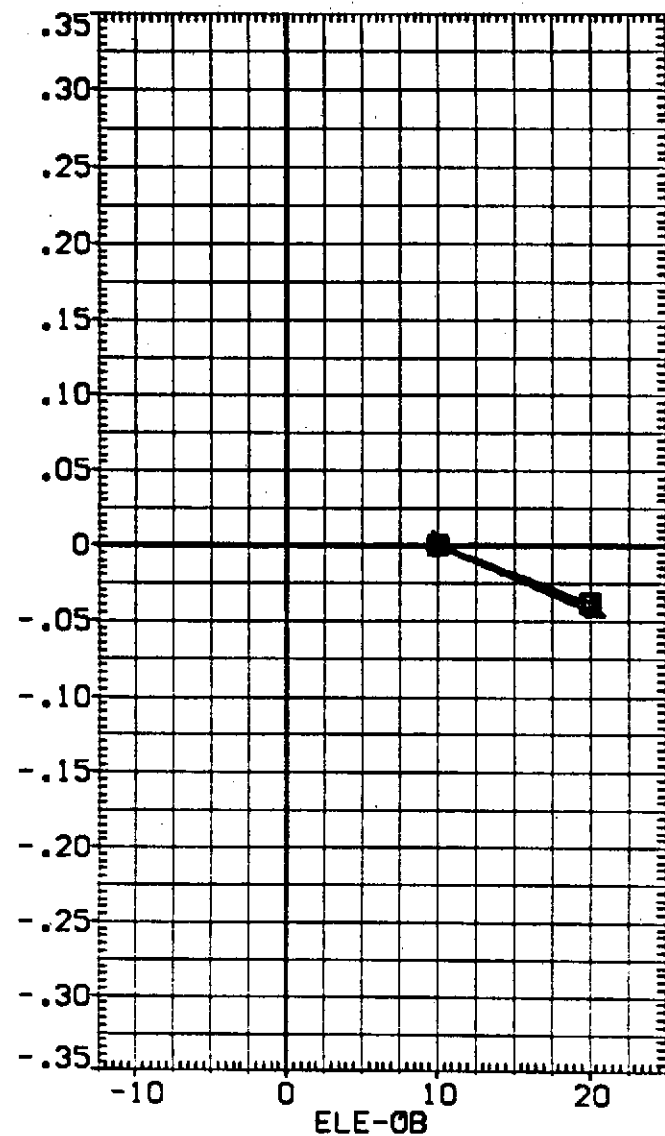
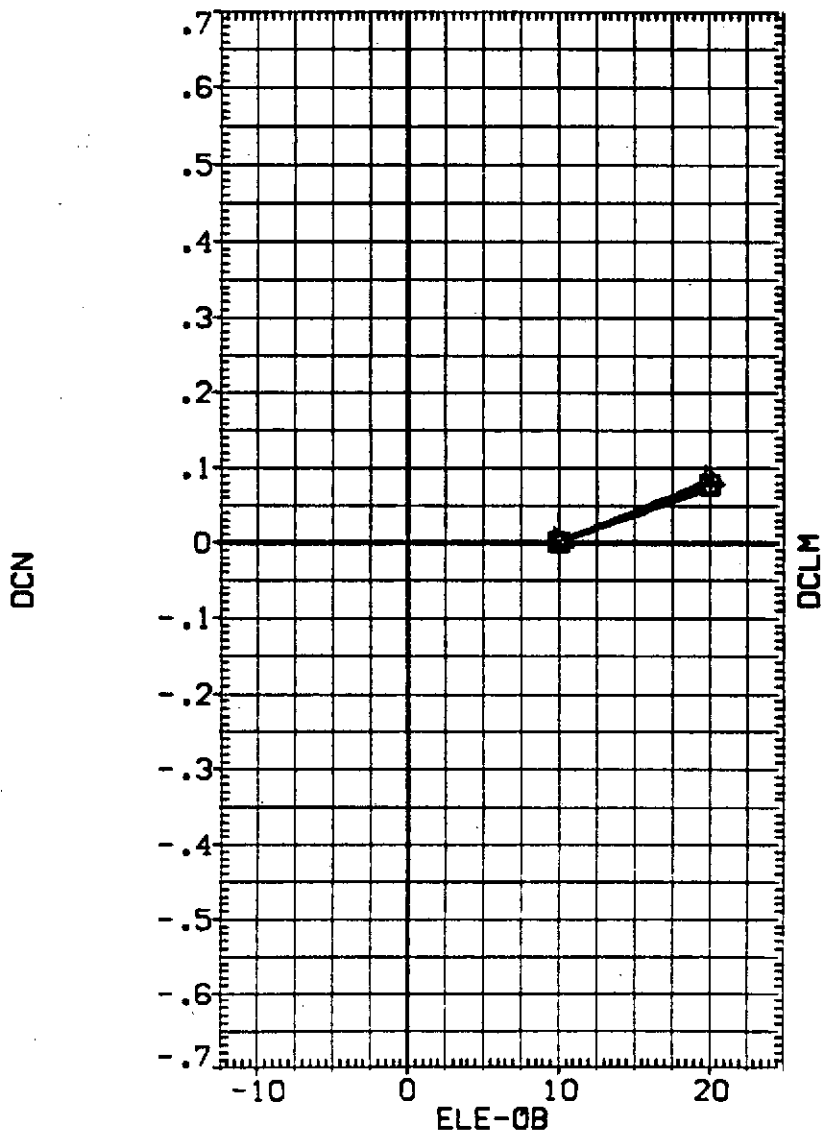


FIG 28 OUTBOARD ELEVON EFFECTIVENESS, SIX INCH GAPS, INBD ELEVON = 20 DEG.

SYMBOL	PARAMETRIC VALUES				DATA SOURCE			REFERENCE INFORMATION		
	ALPHA	MACH	ELE-LI	ELE-RI	DATASET	ELE-OB	SREF	SO. FT.		
○	10.000		.260	20.000	HF6051	10.000	4.4119	INCHES		
□	12.000	ELE-LO	10.000	20.000		20.000	19.2299	INCHES		
◇	14.000	ELE-RO	10.000	25.000			37.9359	INCHES		
△	16.000	BDFLAP	-12.000				43.5974	INCHES		
▽	18.000	AIL-OB	.000	BETA			.0000	INCHES		
							15.1875	INCHES		
							.0405	SCALE		

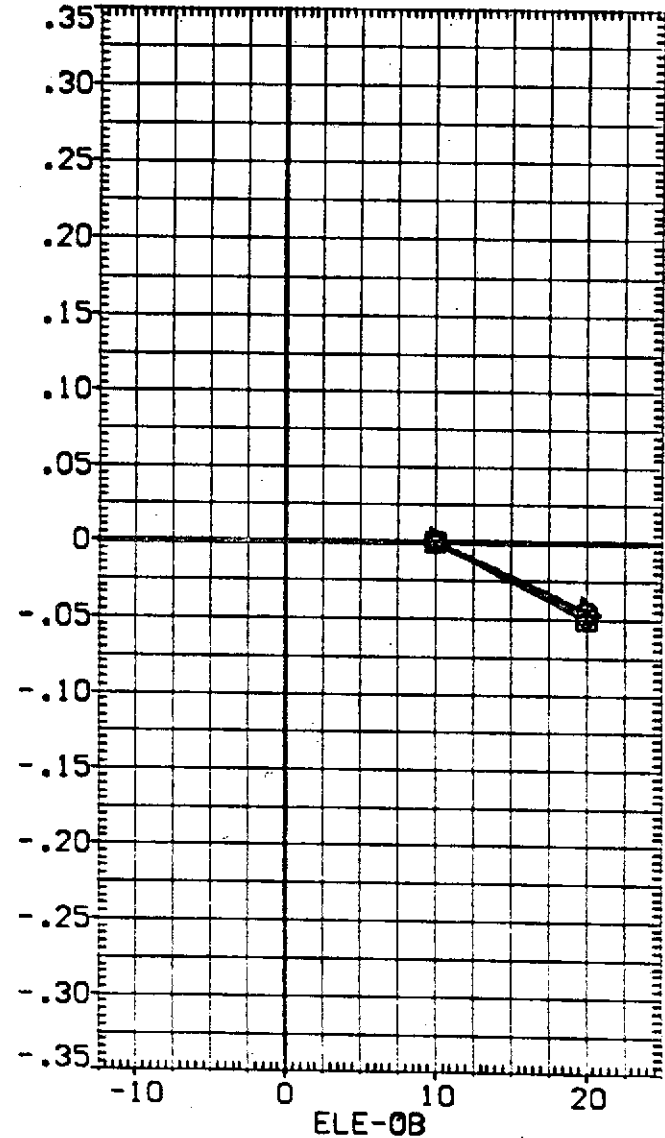
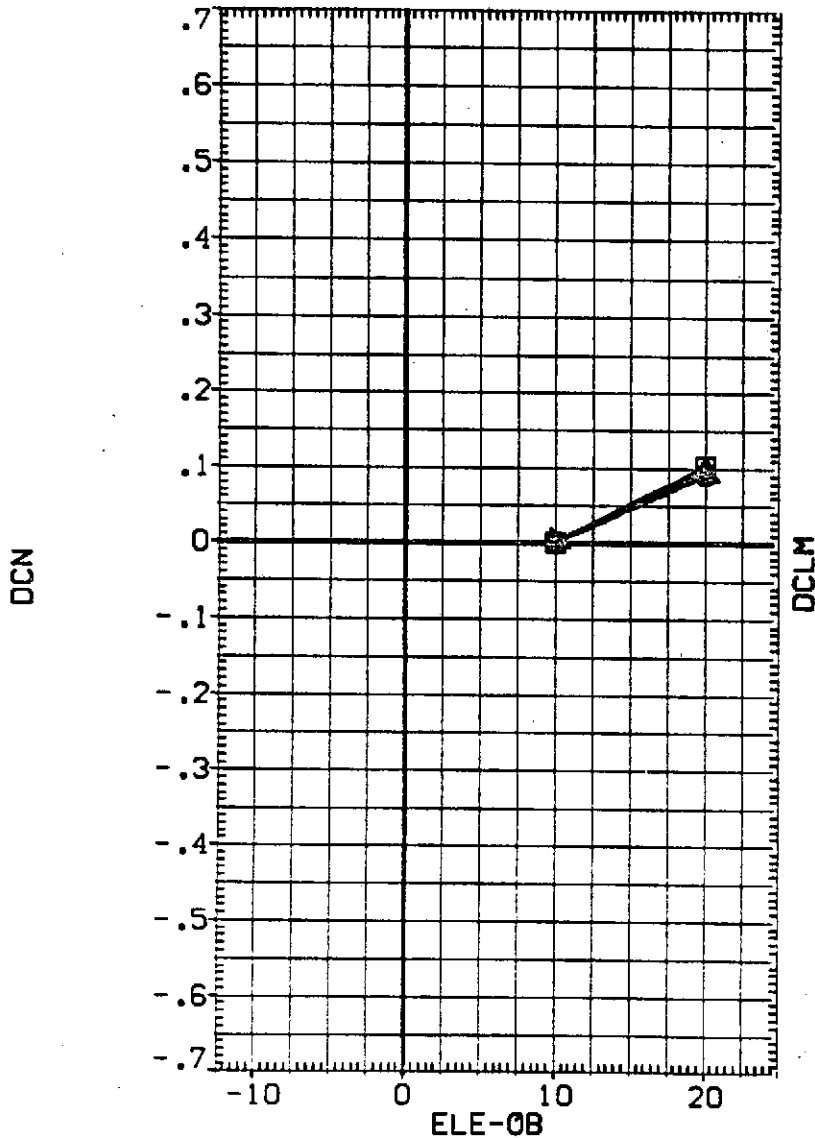


FIG 28 OUTBOARD ELEVON EFFECTIVENESS, SIX INCH GAPS, INBD ELEVON = 20 DEG.

SYMBOL	PARAMETRIC VALUES				DATA SOURCE			REFERENCE INFORMATION		
	ALPHA	MACH	ELE-LI	ELE-RI	ELE-OB	DATASET	ELE-OB	SREF	SO.FT.	
○	20.000		.260	20.000	20.000	HF6051	10.000	4.4119	INCHES	
□	22.000		10.000	20.000	20.000	HF6023	20.000	19.2299	INCHES	
◇	24.000		10.000	25.000	25.000			37.9359	INCHES	
△	25.000		-12.000	RUDDER	.000			43.5974	INCHES	
		BDFLAP	.000	BETA	.000			YMRP	INCHES	
		AIL-OB						ZMRP	INCHES	
								SCALE	SCALE	

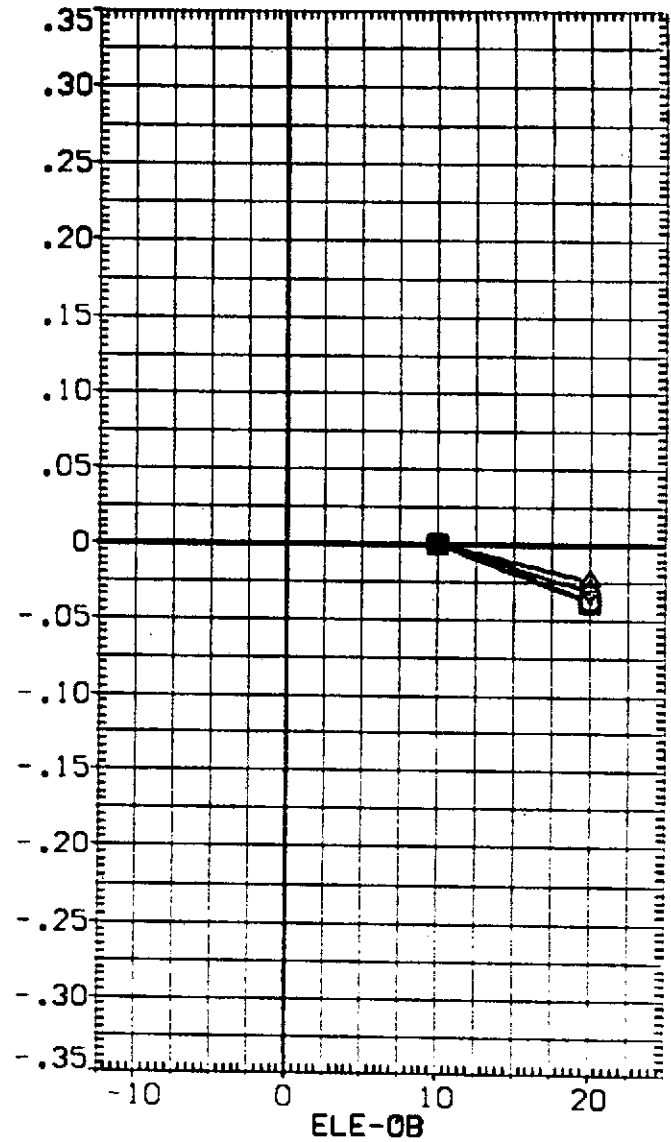
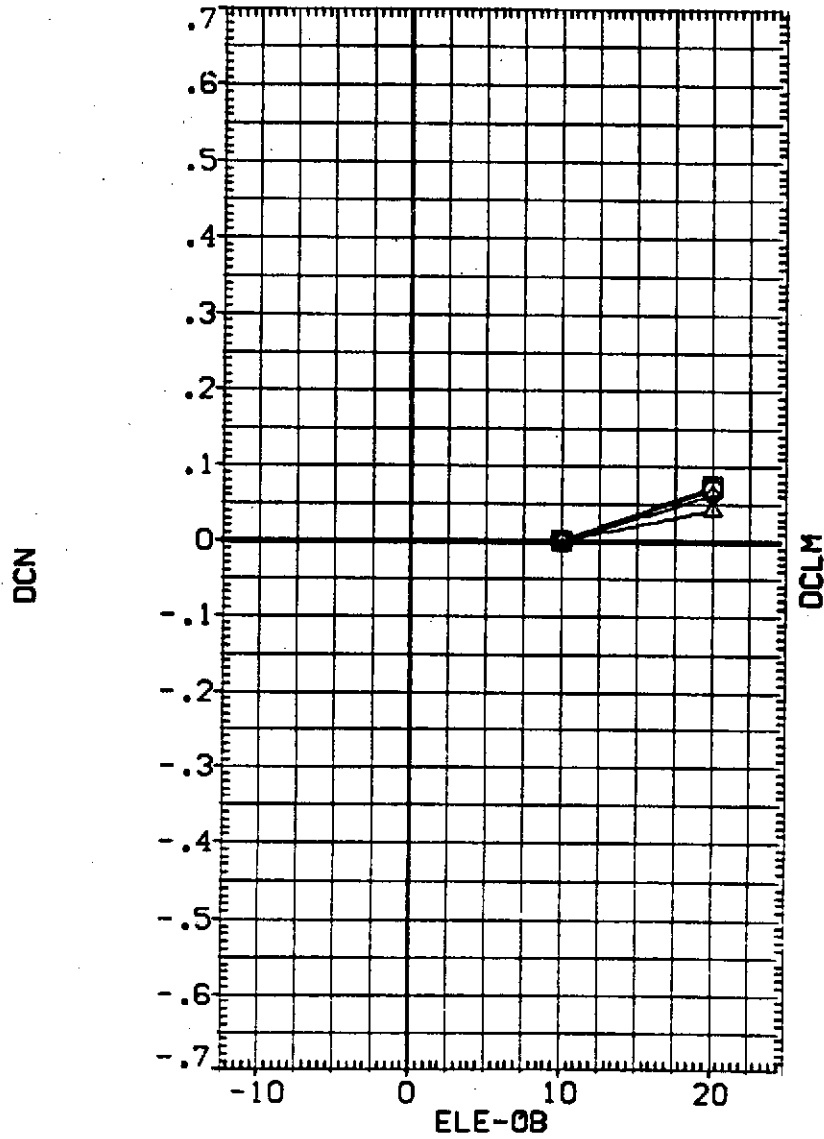


FIG 28 OUTBOARD ELEVON EFFECTIVENESS, SIX INCH GAPS, INBD ELEVON = 20 DEG.

DATA SET SYMBOL	CONFIGURATION DESCRIPTION
(RF6051)	QA118 B26C9M7F8V116E43V8R5X9
(RF6052)	QA118 B26C9M7F8V116E43V8R5X9
(RF6053)	QA118 B26C9M7F8V116E43V8R5X9

ELE-LD	ELE-LI	ELE-RI	ELE-RO	REFERENCE INFORMATION
10.000	20.000	20.000	10.000	SREF 4.4119 SQ. FT.
15.000	20.000	20.000	15.000	LREF 19.2299 INCHES
20.000	20.000	20.000	.000	BREF 37.9359 INCHES
				XMRP 43.5974 INCHES
				YMRP .0000 INCHES
				ZMRP 15.1875 INCHES
				SCALE .0405 SCALE

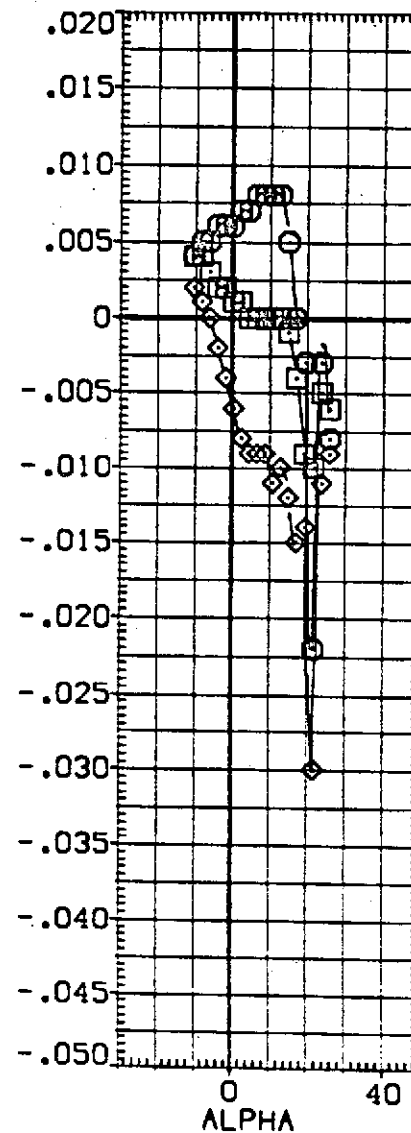
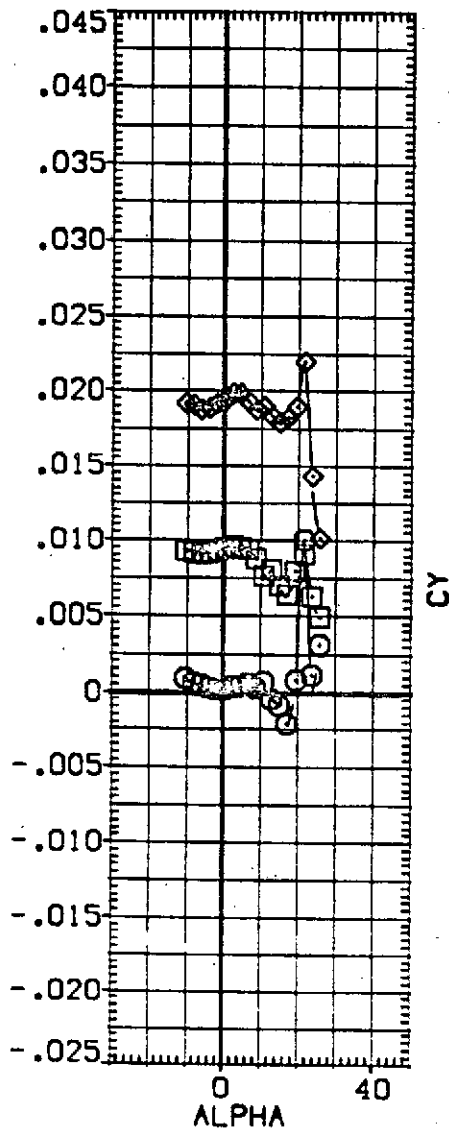
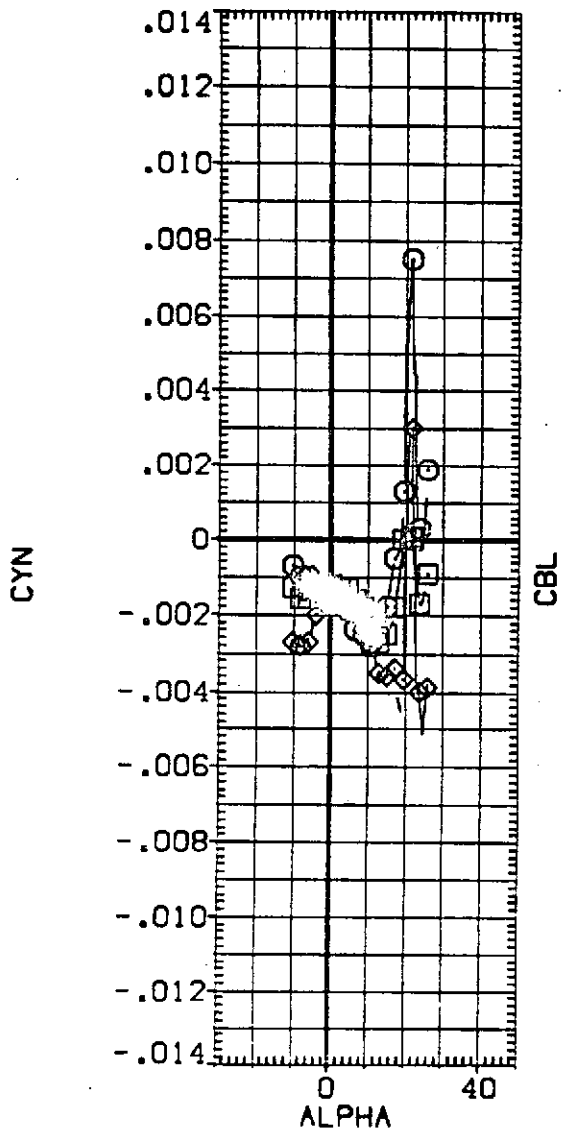


FIG 29 OUTBOARD AILRON EFFECTIVENESS, SIX INCH GAP, INBD ELEVON = 20
 (A)MACH = .26

SYMBOL	PARAMETRIC VALUES				DATA SOURCE			REFERENCE INFORMATION		
	ALPHA	MACH	ELE-L	ELE-R	AIL-OB	DATASET	AIL-OB	SREF	SO.FT.	
○	-10.000		.260	ELE-LI	20.000	FF6051	.000	4.4119	INCHES	
□	-8.000	ELE-LO	10.000	ELE-RI	20.000	FF6051	.000	19.2299	INCHES	
◇	-6.000	ELE-RO	10.000	SPOBRK	25.000	FF6053	10.000	37.9359	INCHES	
△	-4.000	BDFLAP	-12.000	RUDDER	.000			43.5974	INCHES	
▽	-2.000	ELE-OB	10.000	BETA	.000			YMRP	INCHES	
					.000			ZMRP	INCHES	
								SCALE	SCALE	

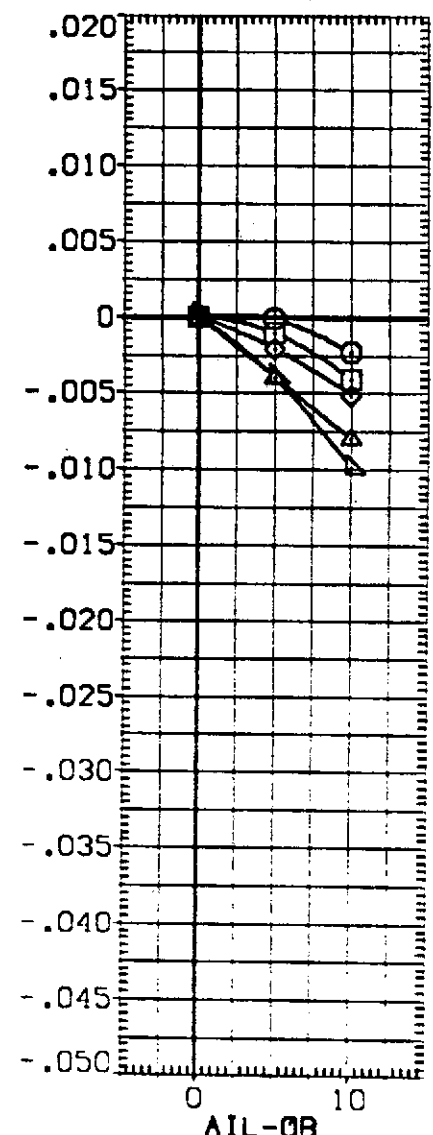
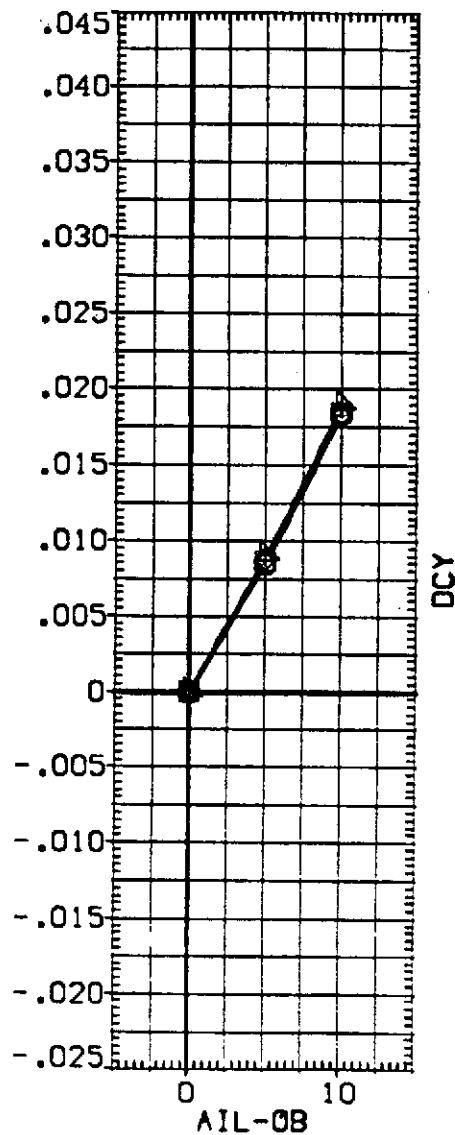
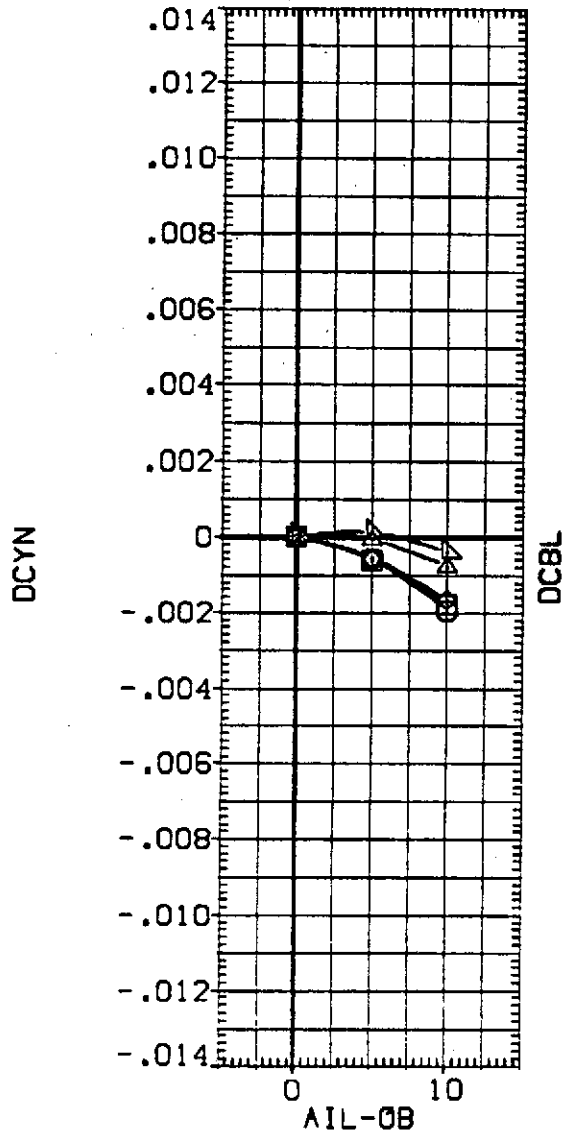


FIG 29 OUTBOARD AILRON EFFECTIVENESS, SIX INCH GAP, INBD ELEVON = 20

0A118 B26C9M7F8W116E43V8R5X9

(FF6051)

SYMBOL	ALPHA	PARAMETRIC VALUES			DATA SOURCE			REFERENCE INFORMATION				
○	.000	MACH	.260	ELE-LI	20.000	DATASET	AIL-08	DATASET	AIL-08	SREF	4.4119	SO. FT.
□	2.000	ELE-LO	10.000	ELE-RI	20.000	FF6051	.000	FF6052	5.000	LREF	19.2299	INCHES
◇	4.000	ELE-RO	10.000	SPDBRK	25.000	FF6053	10.000			BREF	37.9359	INCHES
△	6.000	BDFLAP	-12.000	RUDDER	.000					XMRP	43.5974	INCHES
▽	8.000	ELE-OB	10.000	BETA	.000					YMRP	.0000	INCHES
					.000					ZMRP	15.1875	INCHES
										SCALE	.0405	SCALE

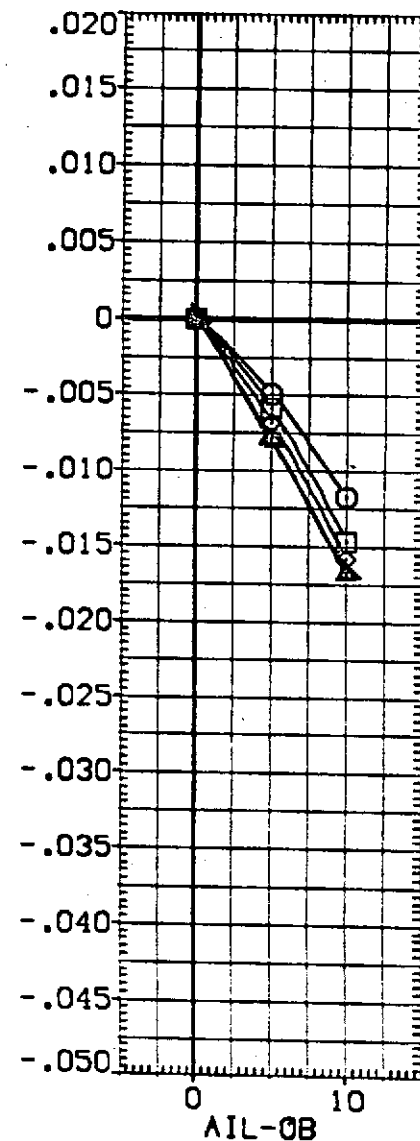
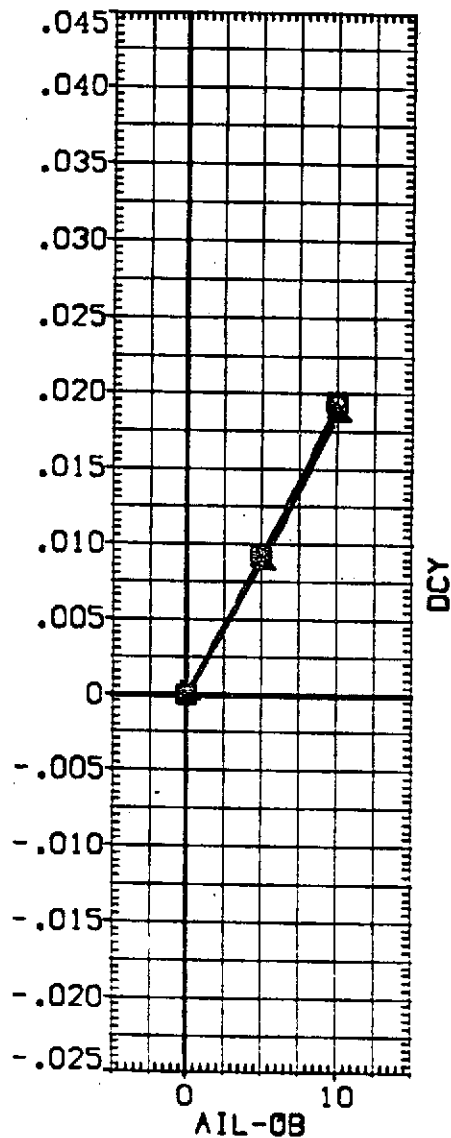
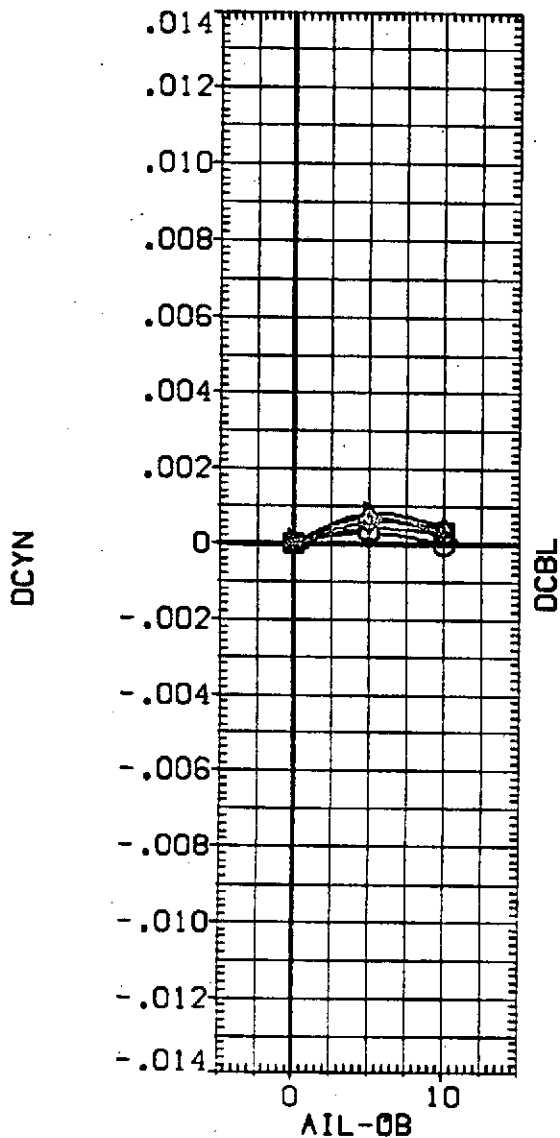


FIG 29 OUTBOARD AILERON EFFECTIVENESS, SIX INCH GAP, INBD ELEVON = 20

SYMBOL	PARAMETRIC VALUES				DATA SOURCE			REFERENCE INFORMATION		
	ALPHA	MACH	ELE-LO	ELE-RO	20.000 DATASET	AIL-OB	DATASET	AIL-OB	SREF	SO.FT.
○	10.000		10.000	10.000	20.000	FF6051	5.000	4.4119	INCHES	
□	12.000		10.000	10.000	20.000	FF6051	5.000	19.2299	INCHES	
◇	14.000		10.000	10.000	25.000	FF6053	10.000	37.9359	INCHES	
△	16.000		-12.000	10.000				43.5974	INCHES	
▽	18.000		10.000	BETA				YMRP .0000	INCHES	
								ZMRP 15.1675	INCHES	
								SCALE .0405	SCALE	

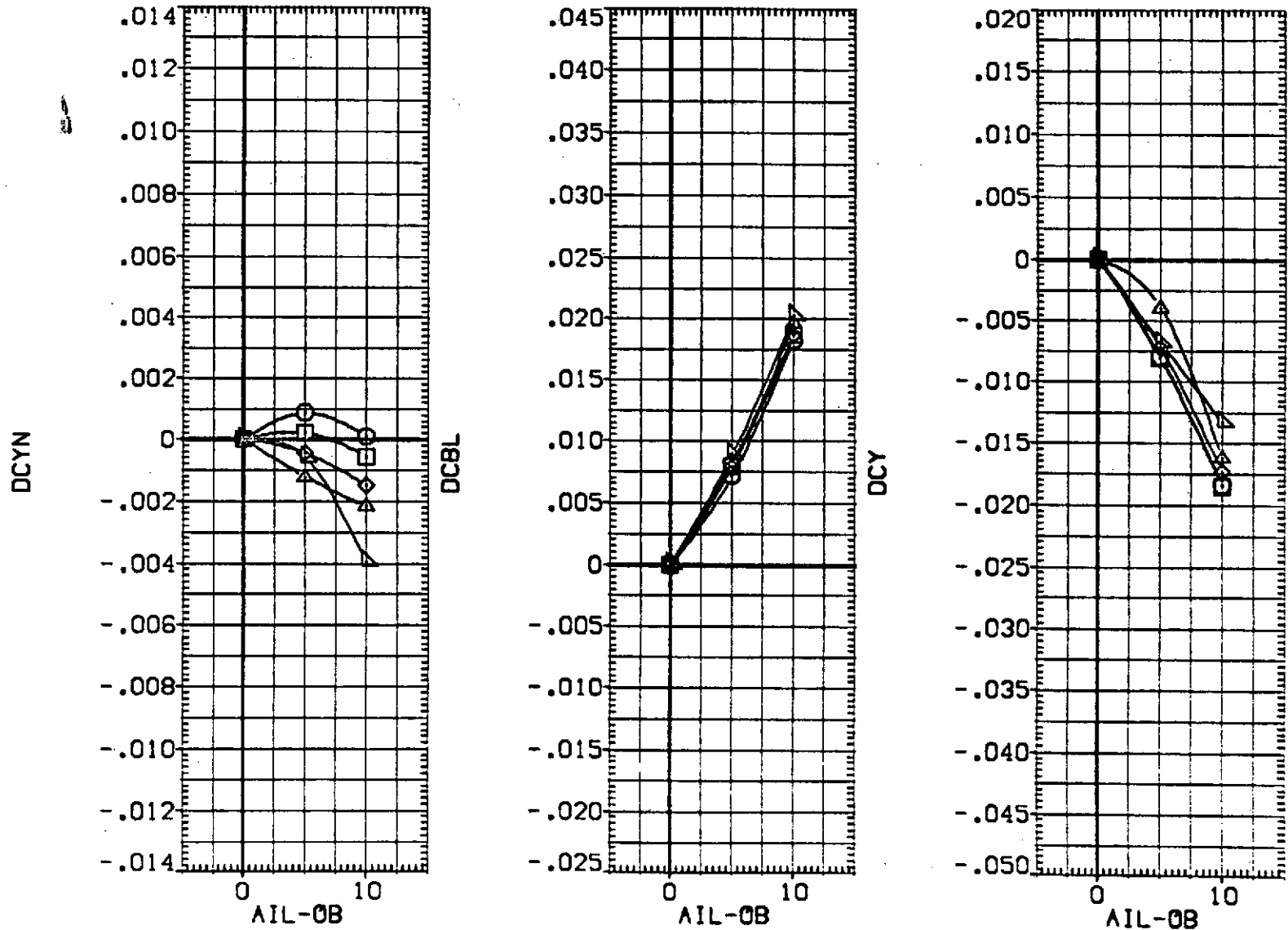


FIG 29 OUTBOARD AILERON EFFECTIVENESS, SIX INCH GAP, INBD ELEVON = 20

0A118 B26C9M7F8W116E43V8R5X9

(FF6051)

SYMBOL	ALPHA	PARAMETRIC VALUES			DATA SOURCE			REFERENCE INFORMATION				
○	20.000	MACH	.260	ELE-LI	20.000	DATASET	AIL-08	DATASET	AIL-08	SREF	4.4119	50.FT.
□	22.000	ELE-LO	10.000	ELE-RI	20.000	FF6051	.000	FF6052	5.000	LREF	19.2299	INCHES
◇	24.000	ELE-RO	10.000	SPOBRK	25.000	FF6053	10.000			BREF	37.9359	INCHES
△	25.000	BDFLAP	-12.000	RUDDER	.000					XMRP	43.5974	INCHES
		ELE-08	10.000	BETA	.000					YMRP	.0000	INCHES
										ZMRP	15.1875	INCHES
										SCALE	.0405	SCALE

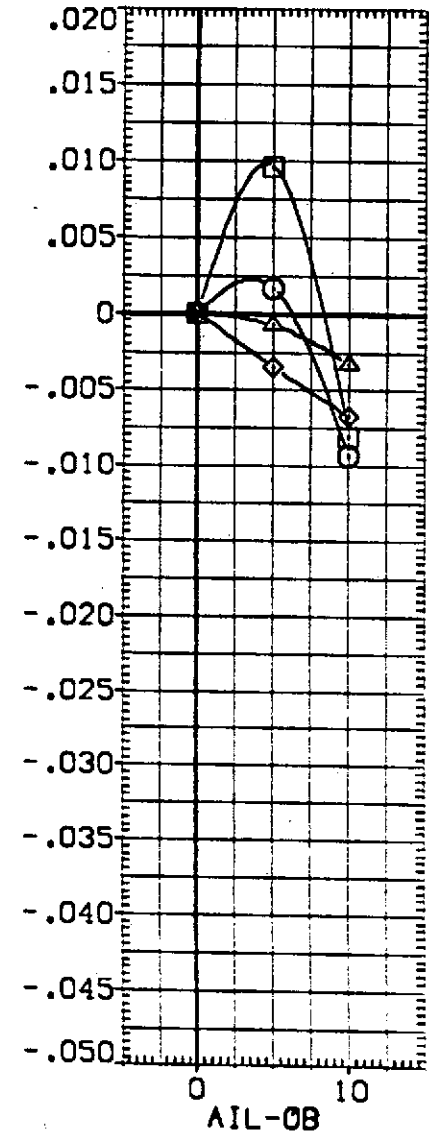
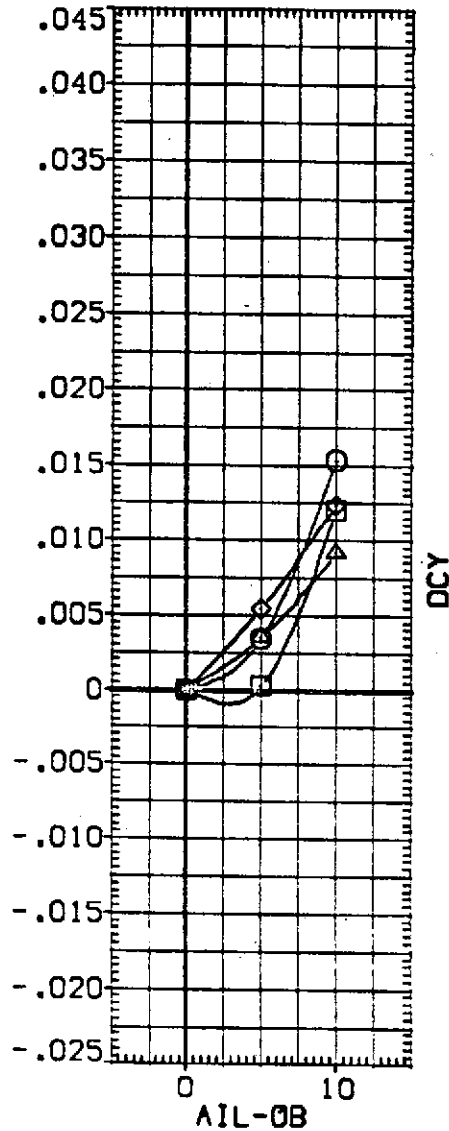
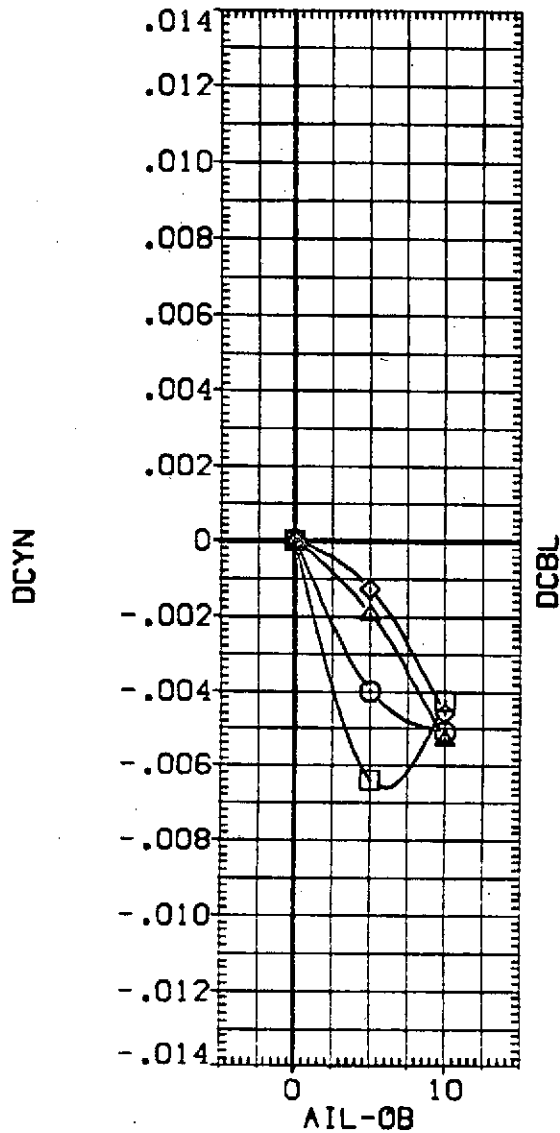


FIG 29 OUTBOARD AILRON EFFECTIVENESS, SIX INCH GAP, INBD ELEVON = 20

DATA SET SYMBOL	CONFIGURATION DESCRIPTION
(BF6043)	OA118 B26C9M7F8V116E43V8R5X9
(BF6018)	OA118 B26C9M7F8V116E43V8R5X9
(BF6057)	OA118 B26C9M7F8V116E43V8R5X9
(BF6044)	OA118 B26C9M7F8V116E43V8R5X9

ELE-L0	ELE-L1	ELE-R1	ELE-R0	REFERENCE INFORMATION		
.000	-10.000	-10.000	.000	SREF	4.4119	SO.FT.
.000	.000	.000	.000	LREF	19.2299	INCHES
.000	10.000	10.000	.000	BREF	37.9359	INCHES
.000	15.000	15.000	.000	XMRP	43.5974	INCHES
				YMRP	.0000	INCHES
				ZMRP	15.1875	INCHES
				SCALE	.0405	SCALE

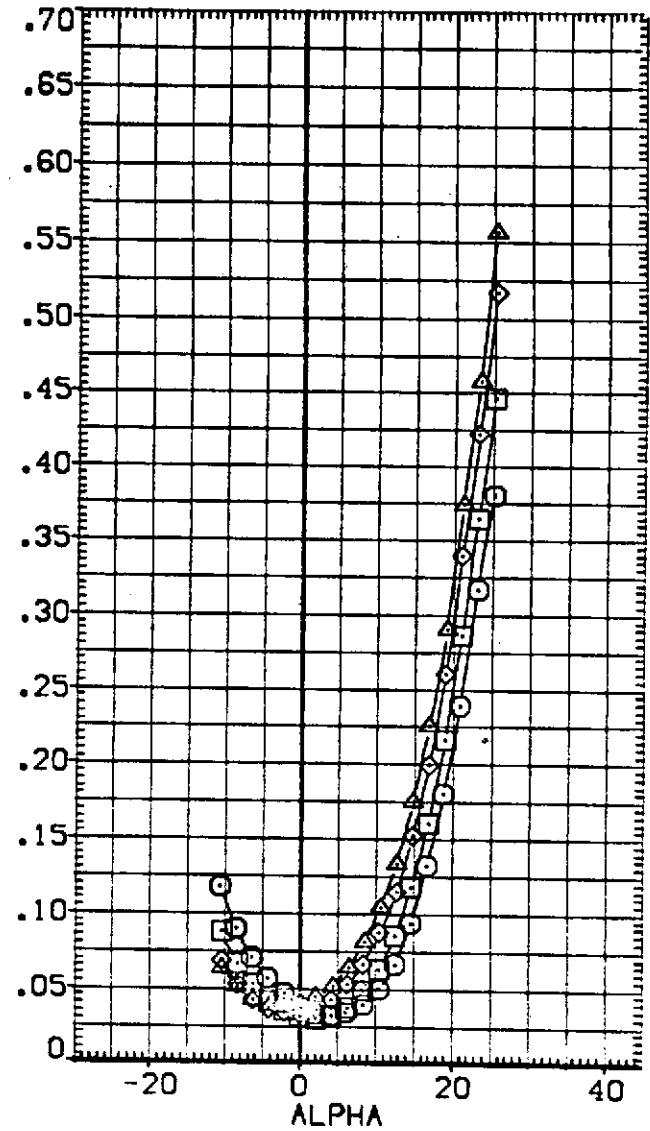
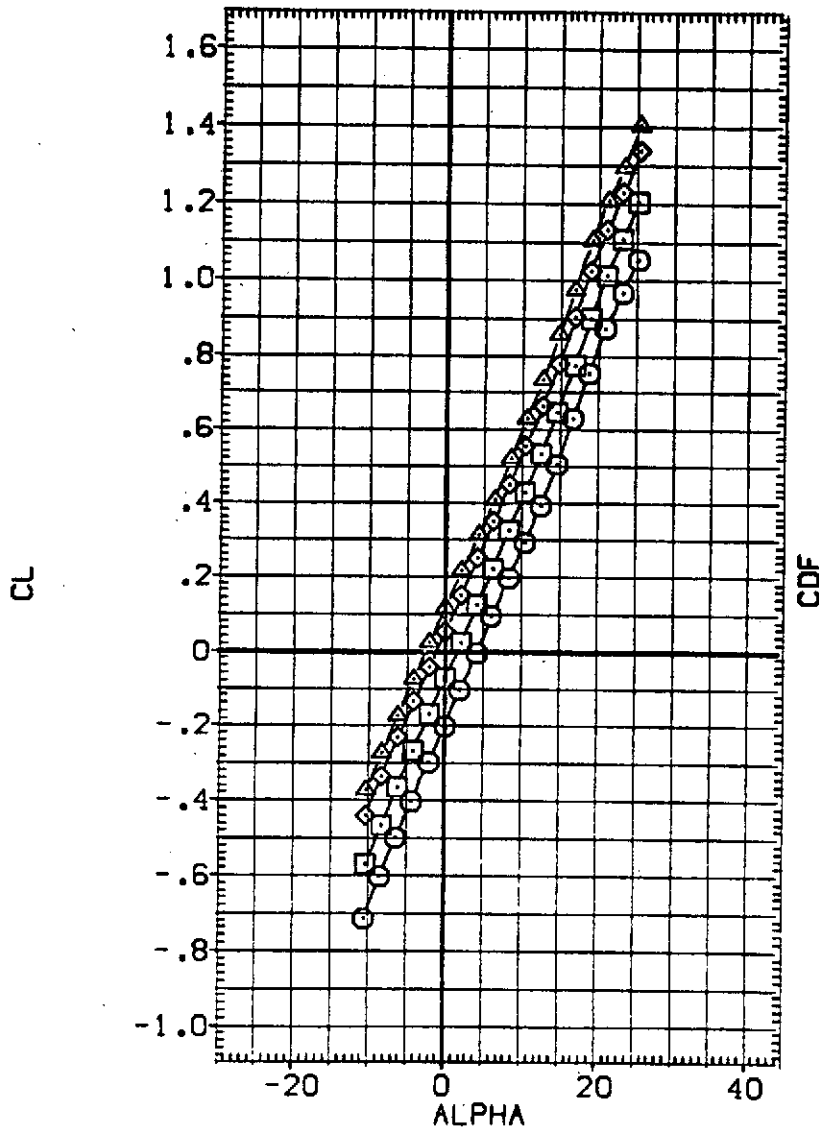


FIG 30 INBOARD ELEVON EFFECTIVENESS, SIX INCH GAP, OTBD ELEVON = 0
 (A)MACH = .26

DATA SET SYMBOL	CONFIGURATION DESCRIPTION
(BF6043)	OA118 B26C9M7F8V116E43V8R5X9
(BF6018)	OA118 B26C9M7F8V116E43V8R5X9
(BF6057)	OA118 B26C9M7F8V116E43V8R5X9
(BF6044)	OA118 B26C9M7F8V116E43V8R5X9

ELE-LO	ELE-LI	ELE-RI	ELE-RO	REFERENCE INFORMATION	
.000	-10.000	-10.000	.000	SREF	4.4119 SQ.FT.
.000	.000	.000	.000	LREF	19.2299 INCHES
.000	10.000	10.000	.000	BREF	37.9358 INCHES
.000	15.000	15.000	.000	XMRP	43.5574 INCHES
				YMRP	.0000 INCHES
				ZMRP	15.1875 INCHES
				SCALE	.0405 SCALE

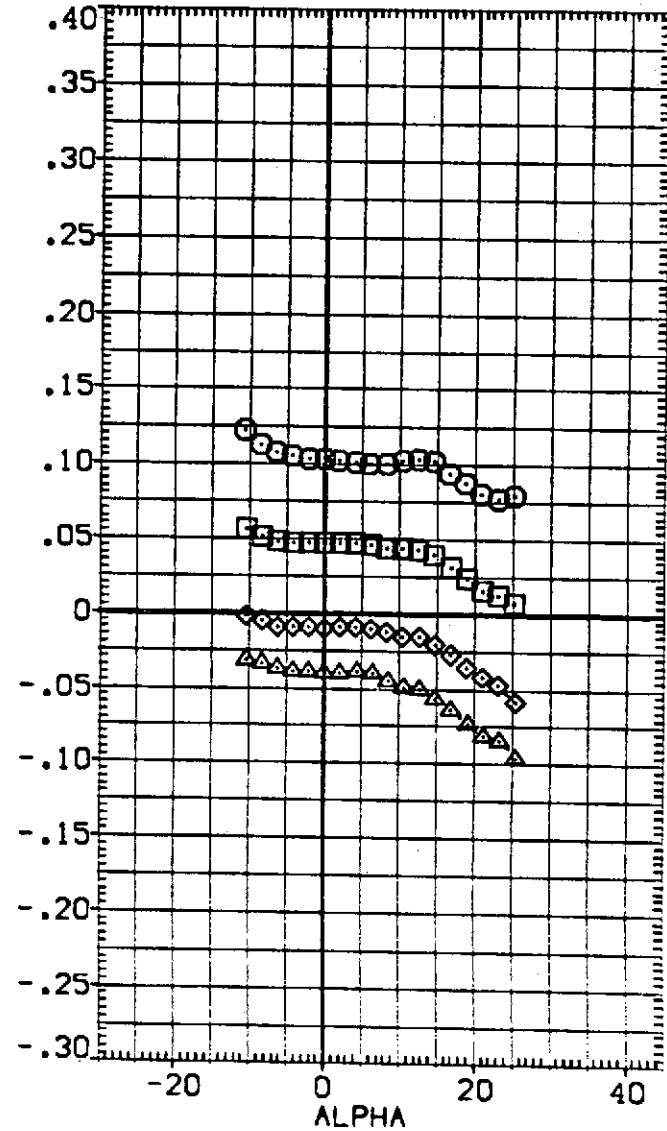
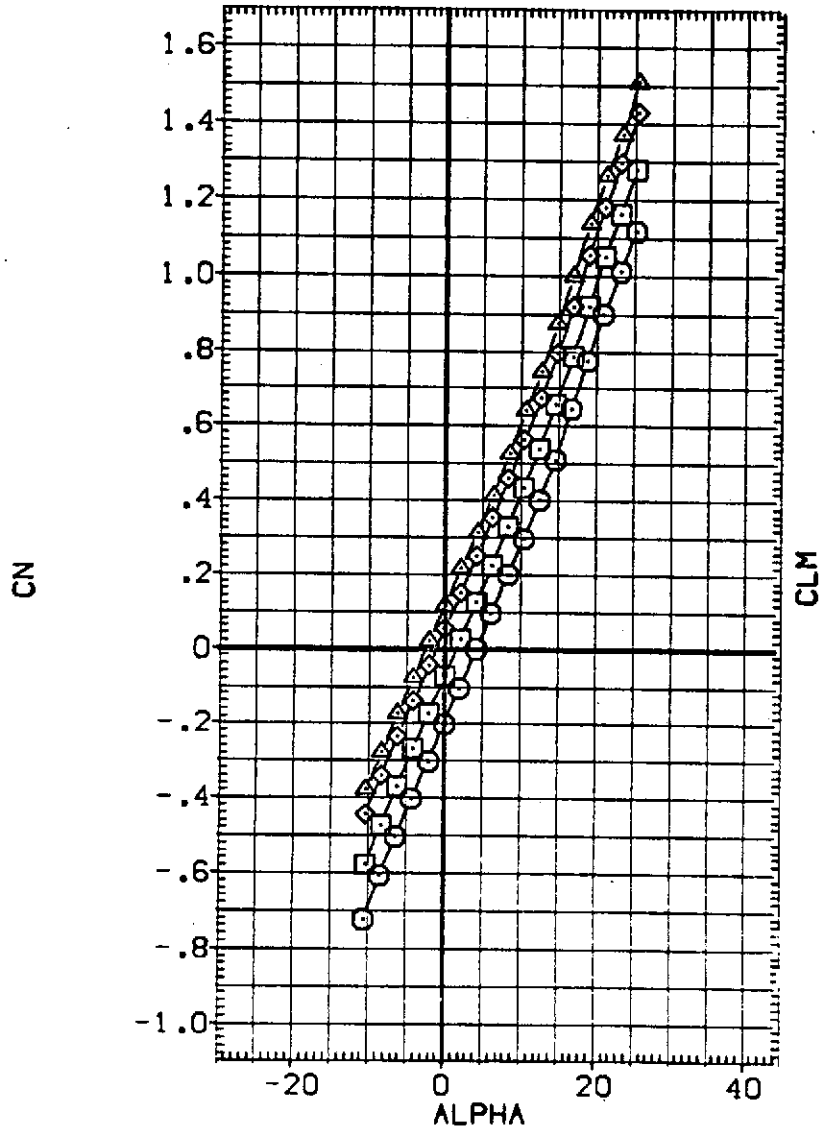


FIG 30 INBOARD ELEVON EFFECTIVENESS, SIX INCH GAP, OTBD ELEVON = 0
 (A) MACH = .26

DATA SET SYMBOL	CONFIGURATION DESCRIPTION
(BF6043)	CA118 B26C9M7F8V116E43V8R5X9
(BF6018)	CA118 B26C9M7F8V116E43V8R5X9
(BF6057)	CA118 B26C9M7F8V116E43V8R5X9
(BF6044)	CA118 B26C9M7F8V116E43V8R5X9

ELE-L0	ELE-L1	ELE-R1	ELE-R0	REFERENCE INFORMATION		
.000	-10.000	-10.000	.000	SREF	4.4119	50. FT.
.000	.000	.000	.000	LREF	19.2299	INCHES
.000	10.000	10.000	.000	BREF	37.9359	INCHES
.000	15.000	15.000	.000	XMRP	43.5874	INCHES
				YMRP	.0000	INCHES
				ZMRP	15.1875	INCHES
				SCALE	.0405	SCALE

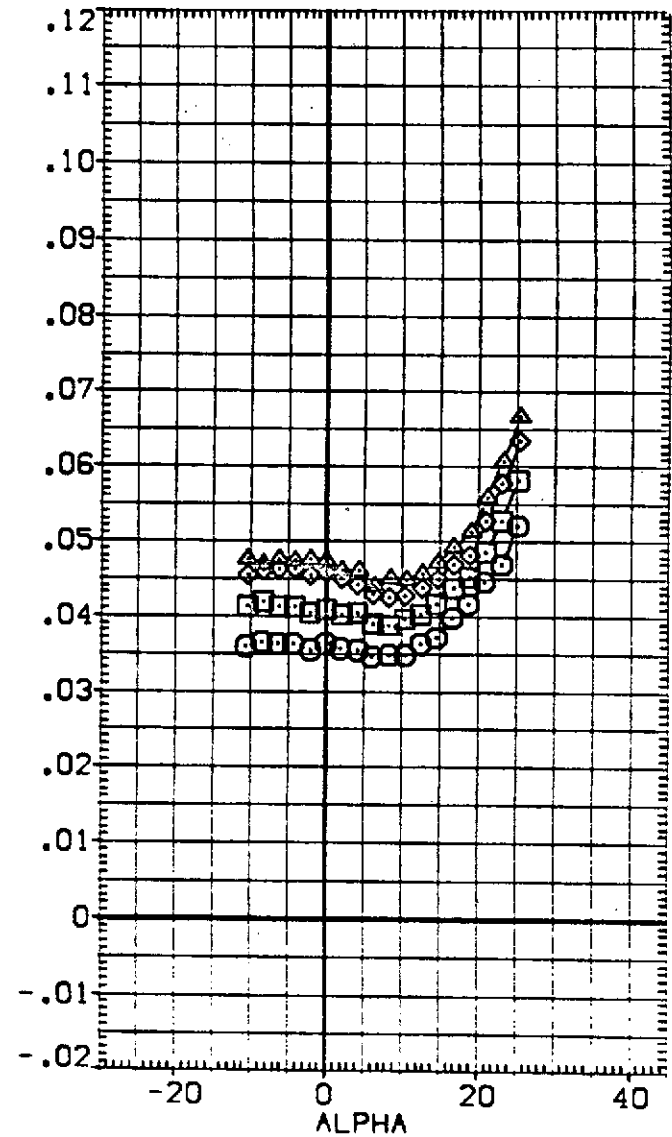
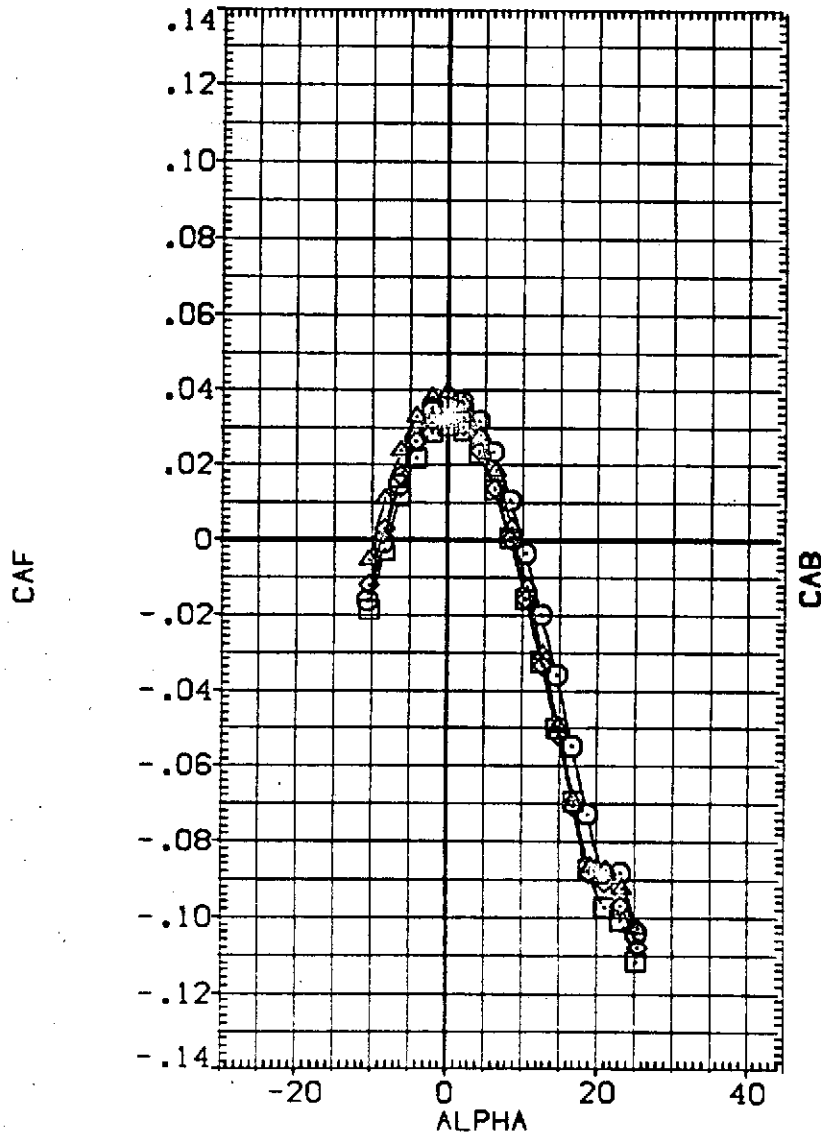


FIG 30 INBOARD ELEVON EFFECTIVENESS, SIX INCH GAP, OTBD ELEVON = 0
 (A)MACH = .26

DATA SET SYMBOL	CONFIGURATION DESCRIPTION
(BF6043)	DA118 B26C9M7F8V116E43V8R5X9
(BF6018)	DA118 B26C9M7F8V116E43V8R5X9
(BF6057)	DA118 B26C9M7F8V116E43V8R5X9
(BF6044)	DA118 B26C9M7F8V116E43V8R5X9

ELE-L0	ELE-L1	ELE-R1	ELE-R0	REFERENCE INFORMATION	
.000	-10.000	-10.000	.000	SREF	4.4119 SQ.FT.
.000	.000	.000	.000	LREF	19.2299 INCHES
.000	10.000	10.000	.000	BREF	37.9359 INCHES
.000	15.000	15.000	.000	XMRP	43.5974 INCHES
				YMRP	.0000 INCHES
				ZMRP	15.1875 INCHES
				SCALE	.0405 SCALE

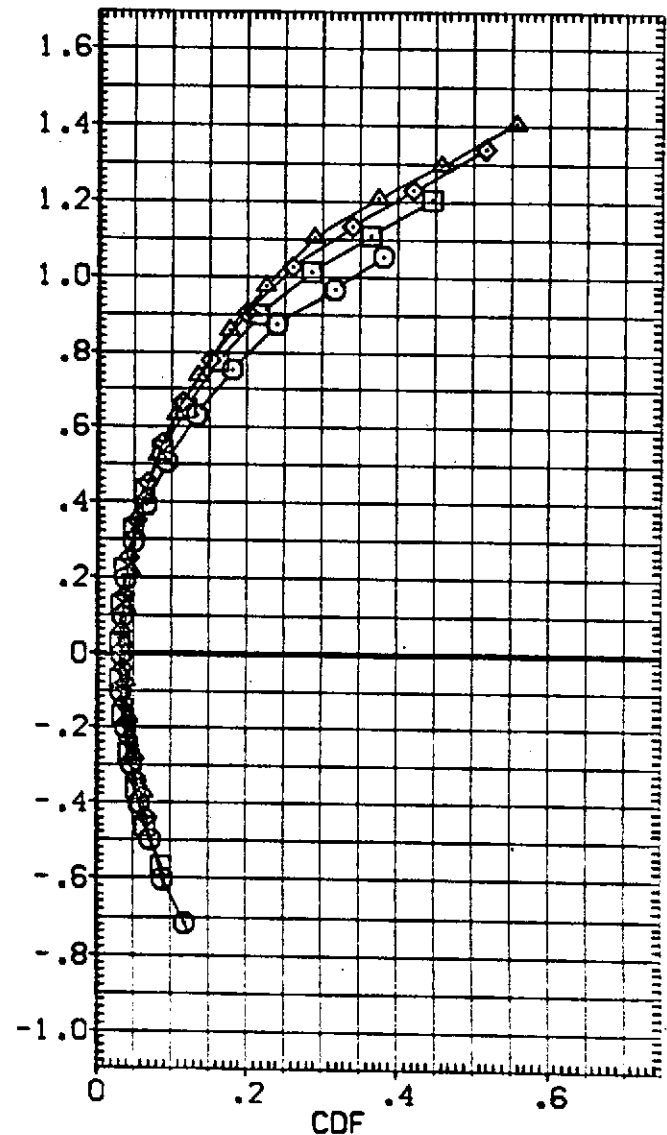
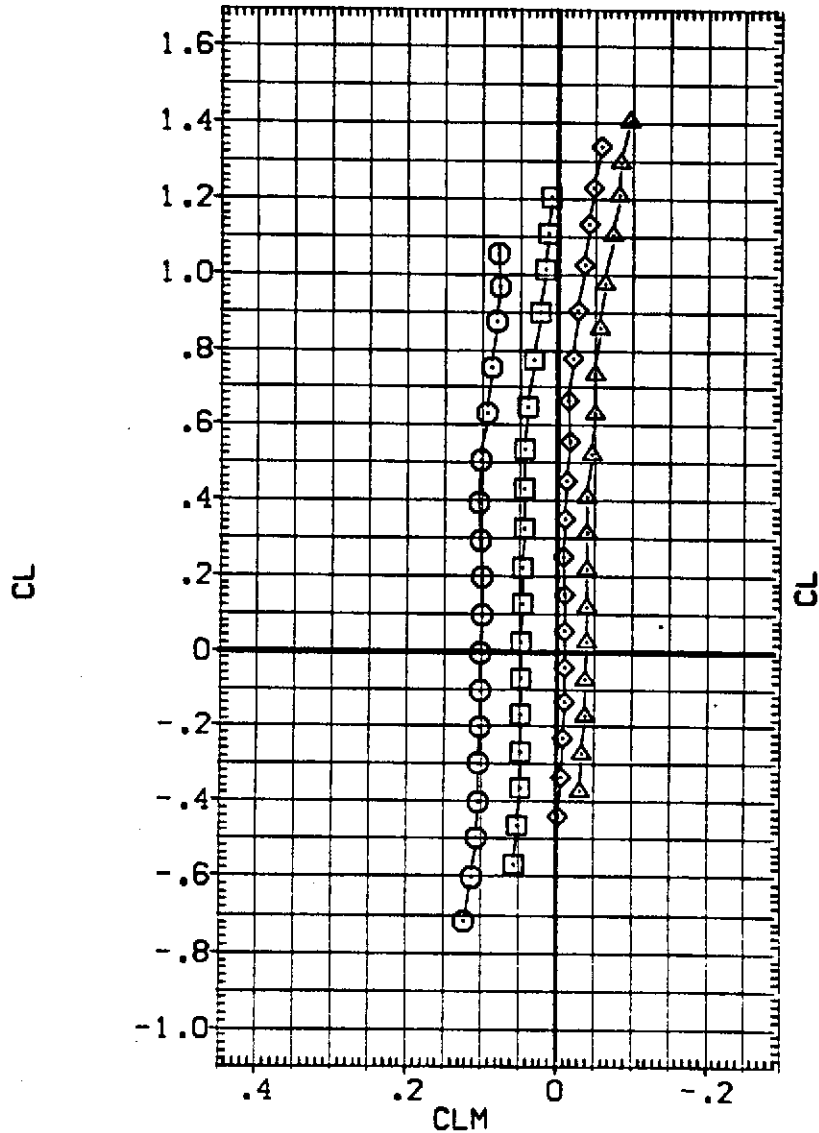


FIG 30 INBOARD ELEVON EFFECTIVENESS, SIX INCH GAP, OTBD ELEVON = 0
 (A)MACH = .26

DATA SET SYMBOL	CONFIGURATION DESCRIPTION
[BF6043]	□ DA118 B26C9M7F8V1 6E43V8R5X9
[BF6018]	○ DA118 B26C9M7F8V1 6E43V8R5X9
[BF6057]	◇ DA118 B26C9M7F8V1 6E43V8R5X9
[BF6044]	△ DA118 B26C9M7F8V1 6E43V8R5X9

ELE-L0	ELE-L1	ELE-R1	ELE-R0	REFERENCE INFORMATION		
.000	-10.000	-10.000	.000	SREF	4.4119	50. FT.
.000	.000	.000	.000	LREF	19.2799	INCHES
.000	10.000	10.000	.000	BREF	37.9359	INCHES
.000	15.000	15.000	.000	XMRP	43.5974	INCHES
				YMRP	.0000	INCHES
				ZMRP	15.1875	INCHES
				SCALE	.0405	SCALE

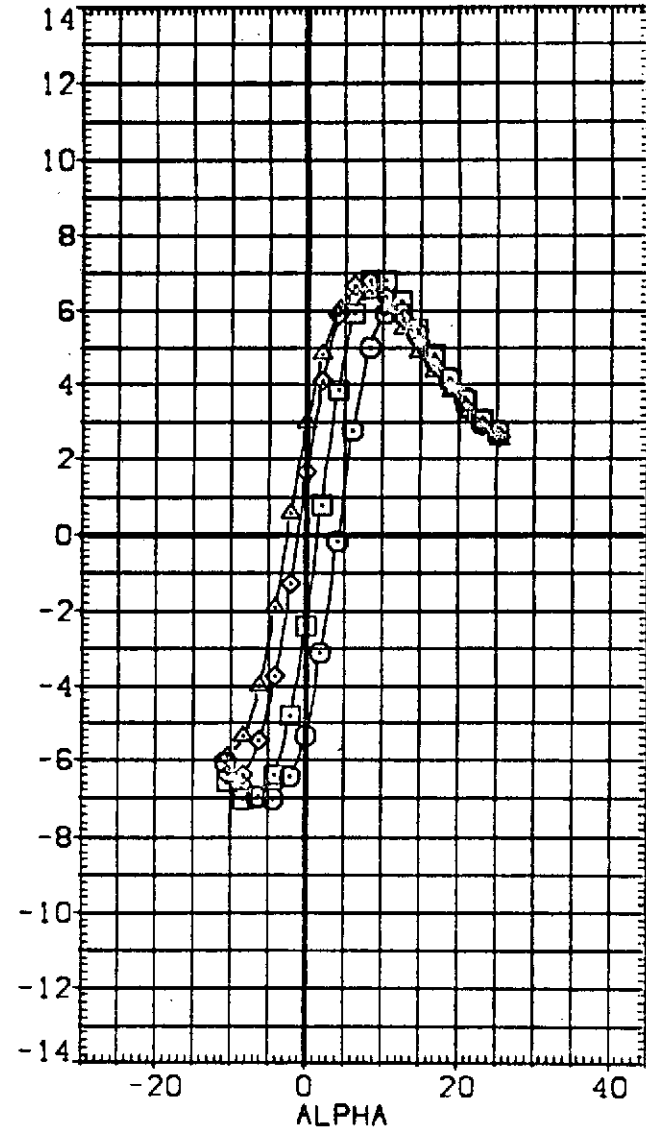
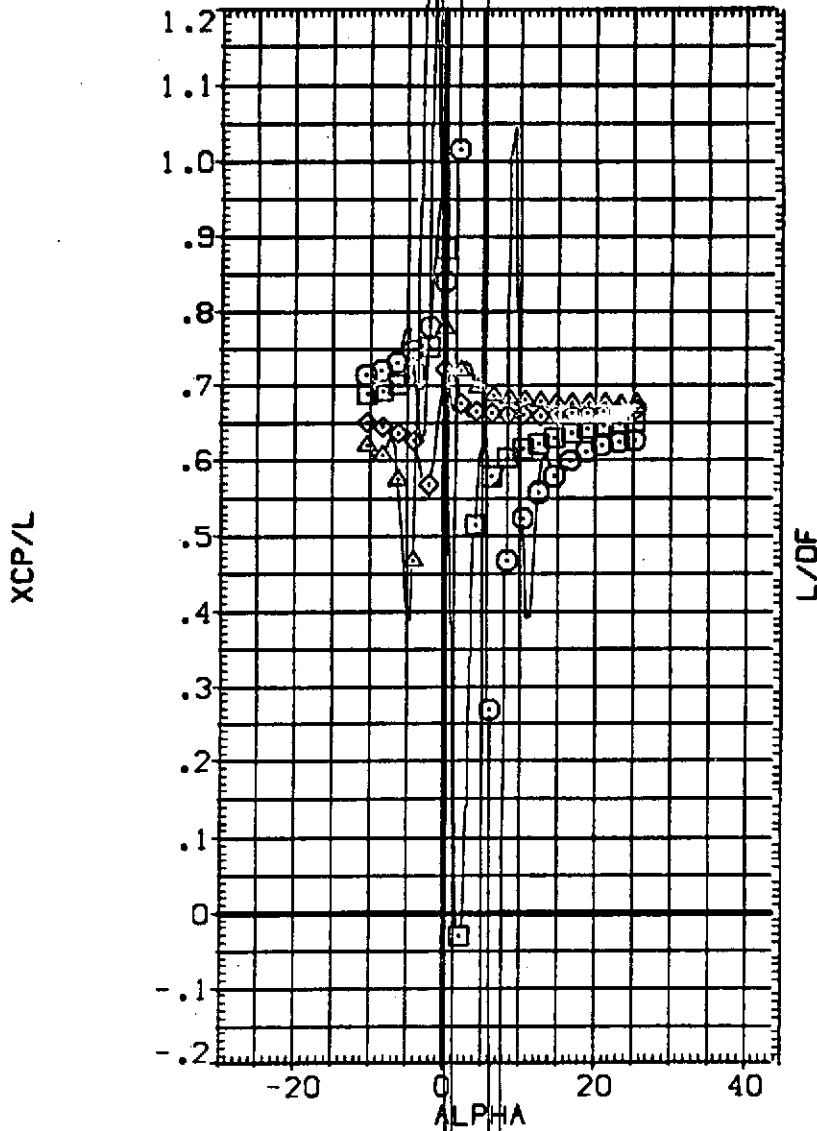


FIG 30 INBOARD ELEVON EFFECTIVENESS, SIX INCH GAP, OTBD ELEVON = 0

(A)MACH = .26

0A118 B26C9M7F8W116E43V8R5X9

(FF6043)

SYMBOL
○
□
◇
△
▽

ALPHA	PARAMETRIC VALUES				DATASET
-10.000	MACH	.260	ELE-L0	.000	FF6043
-8.000	ELE-R1	-10.000	ELE-R0	.000	FF6057
-6.000	SPOBRK	25.000	BOFLAP	-12.000	
-4.000	RUDER	.000	ELE-08	.000	
-2.000	AIL-08	.000	BETA	.000	

DATA SOURCE

ELE-L1	DATASET	ELE-L1
-10.000	FF6018	.000
10.000	FF6044	15.000

REFERENCE INFORMATION

PARAMETER	VALUE	SCALE
SREF	4.4119	SO. FT.
LREF	19.2299	INCHES
BREF	37.9359	INCHES
XMRP	43.5974	INCHES
YMRP	.0000	INCHES
ZMRP	15.1875	INCHES
SCALE	.0405	SCALE

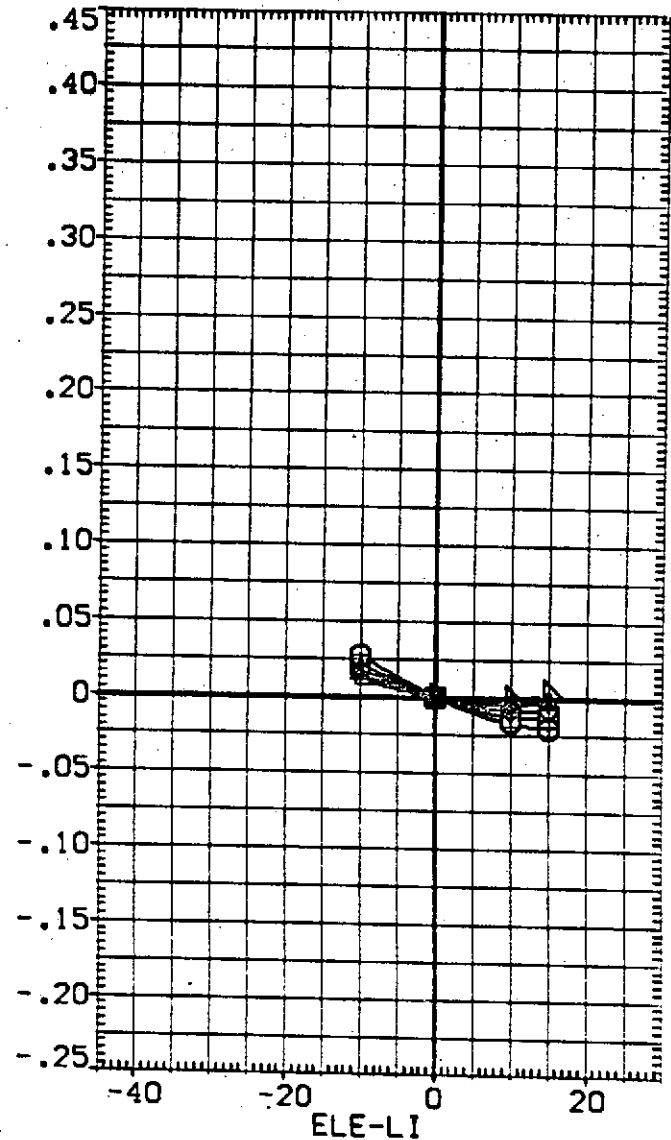
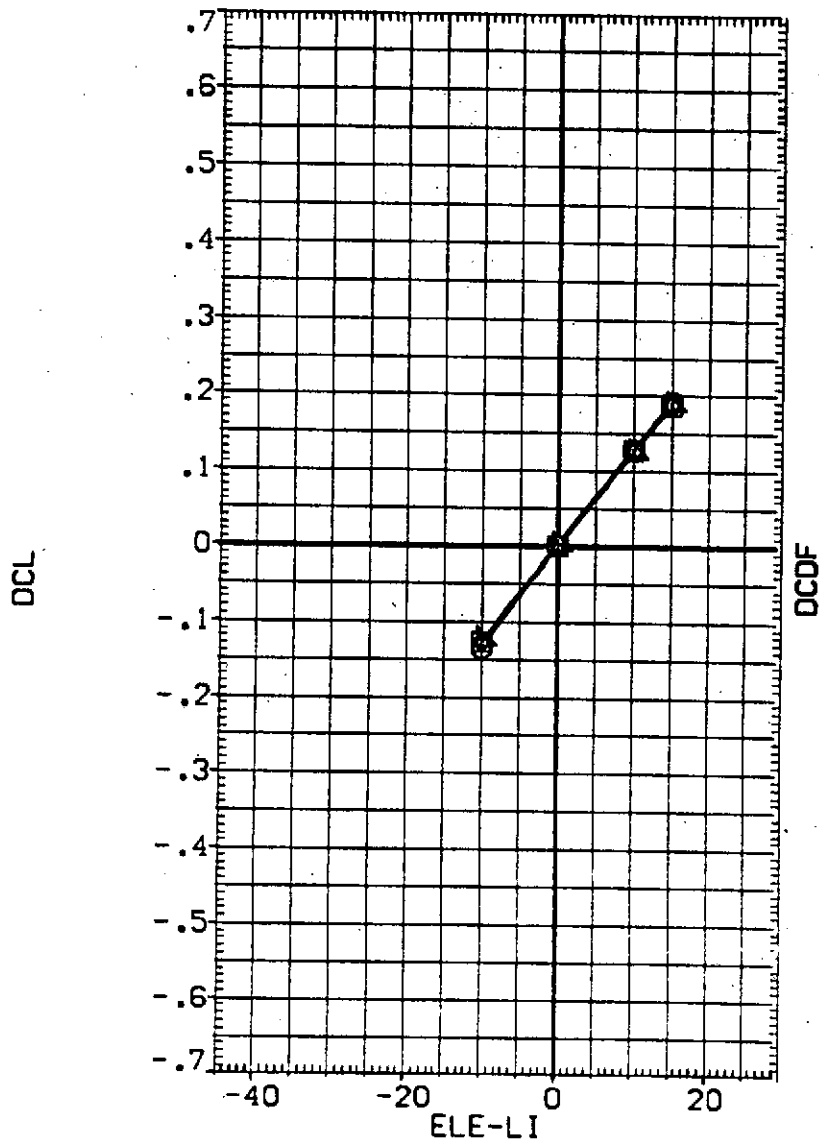


FIG 30 INBOARD ELEVON EFFECTIVENESS, SIX INCH GAP, OTBD ELEVON = 0

SYMBOL	PARAMETRIC VALUES				DATA SOURCE			REFERENCE INFORMATION		
	ALPHA	MACH	ELE-LO	ELE-RO	ELE-LI	DATASET	ELE-LI	SREF	SO.FT.	
○	.000		.260		.000	FF6043	-10.000	4.4119	INCHES	
□	2.000		-10.000		.000	FF6043	-10.000	19.2299	INCHES	
◇	4.000		25.000		-12.000	FF6057	10.000	37.9359	INCHES	
△	6.000				.000		15.000	43.5974	INCHES	
▽	8.000				.000			15.1875	INCHES	
			BETA		.000			SCALE	SCALE	

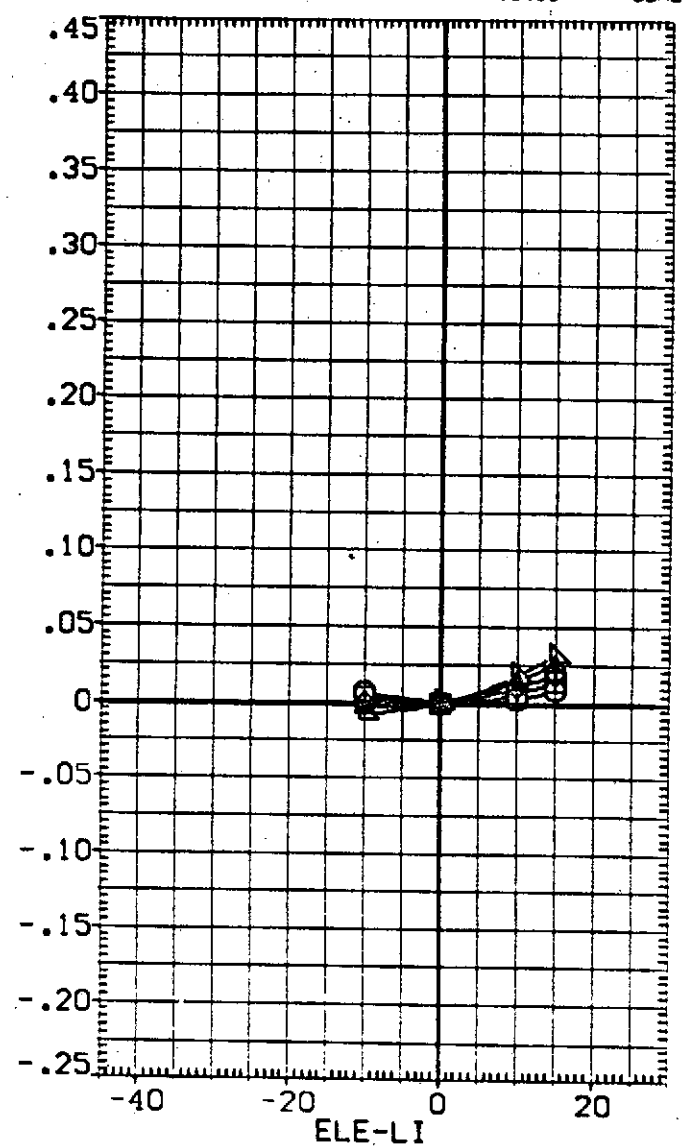
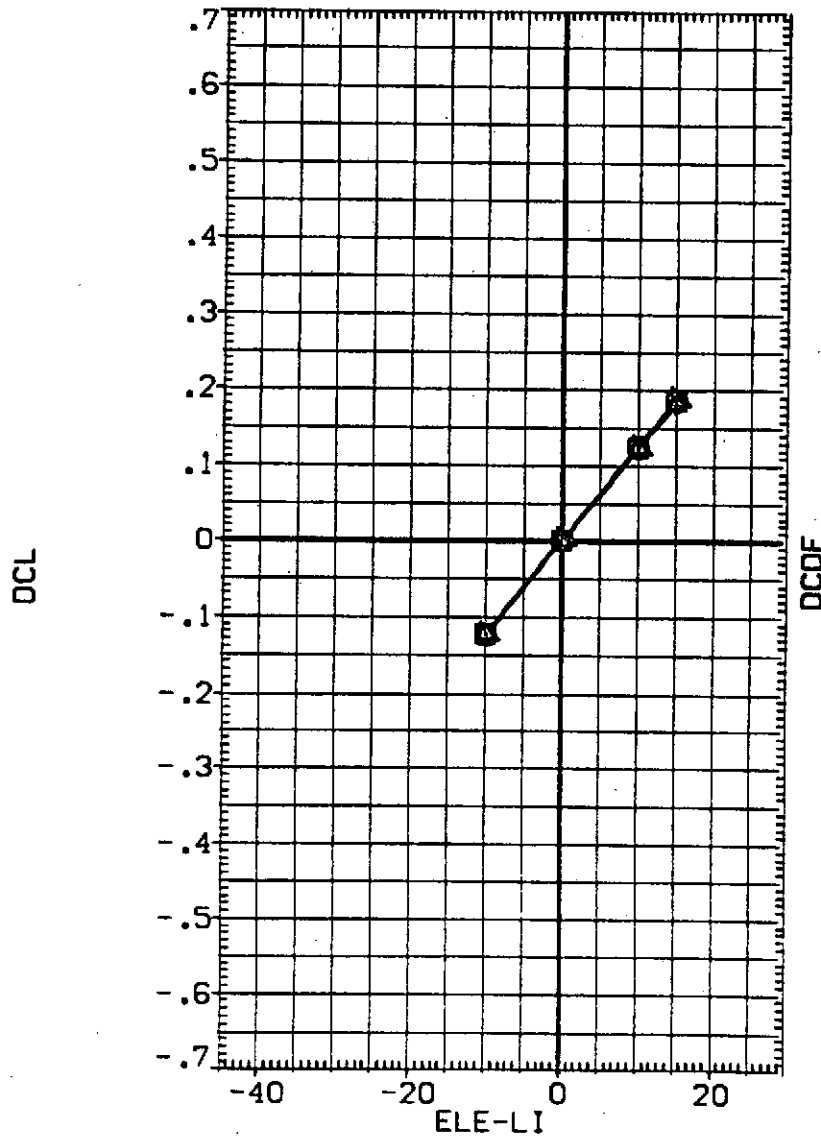


FIG 30 INBOARD ELEVON EFFECTIVENESS, SIX INCH GAP, OTBD ELEVON = 0

0A118 B26C9M7F8W116E43V8R5X9

(FF6043)

SYMBOL	PARAMETRIC VALUES				DATA SOURCE			REFERENCE INFORMATION		
	ALPHA	MACH	ELE-LI	BOFLAP	ELE-LI	DATASET	ELE-LI	SREF	SO.FT.	
○	10.000		.260	.000	.000	FF6043	-10.000	4.4119	INCHES	
□	12.000	ELE-RI	-10.000	.000	.000	FF6018	10.000	19.2289	INCHES	
◇	14.000	SPDBRK	25.000	-12.000	.000	FF6044	15.000	37.9359	INCHES	
△	16.000	RUDDER	.000	.000	.000			43.5974	INCHES	
▽	18.000	AIL-08	.000	.000	.000			YMRP .0000	INCHES	
								ZMRP 15.1875	INCHES	
								SCALE .0405	SCALE	

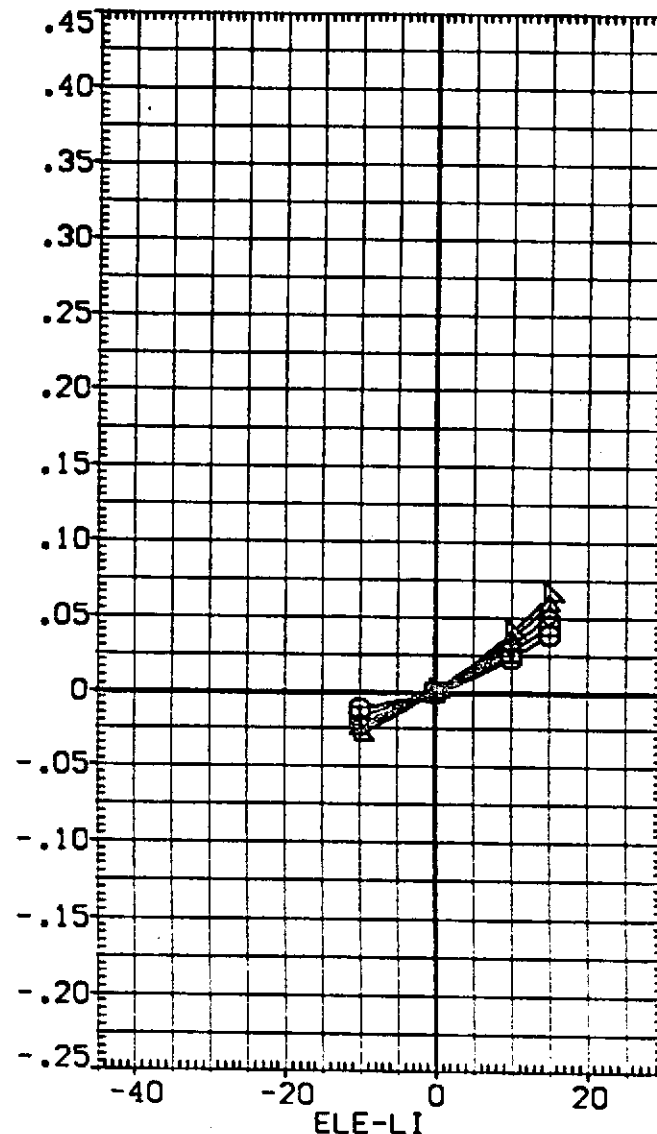
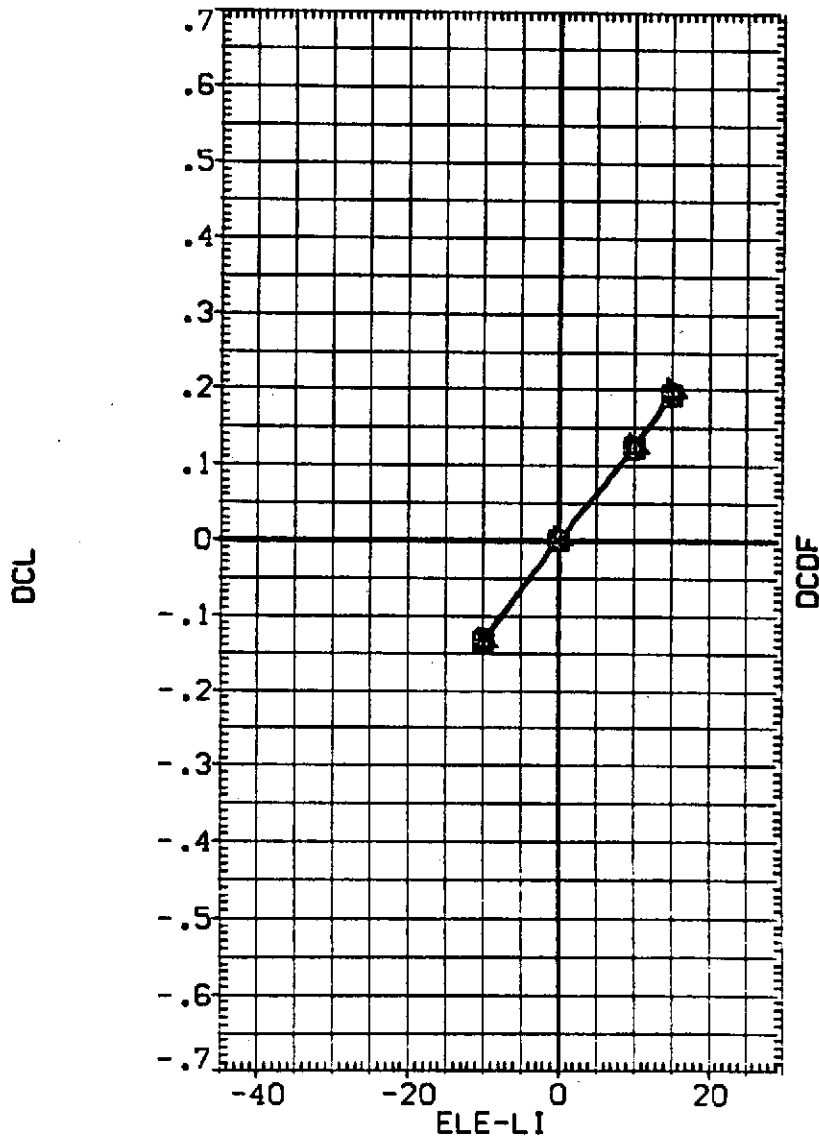


FIG 30 INBOARD ELEVON EFFECTIVENESS, SIX INCH GAP, OTBD ELEVON = 0

SYMBOL	ALPHA	PARAMETRIC VALUES				DATA SOURCE			REFERENCE INFORMATION																	
		MACH	ELE-RI	SPOBRK	RUDDER	AIL-OB	ELE-LD	ELE-RO	BDFLAP	ELE-OB	BETA	ELE-LI	DATASET	ELE-LI	SREF	LREF	BREF	XMRP	YMRP	ZMRP	SCALE	SO.FT.	INCHES	INCHES	INCHES	INCHES
○	20.000													4.4119	19.2299	37.9359	43.9974	.0000	15.1875	.0405						
□	22.000																									
◇	24.000																									
△	25.000																									

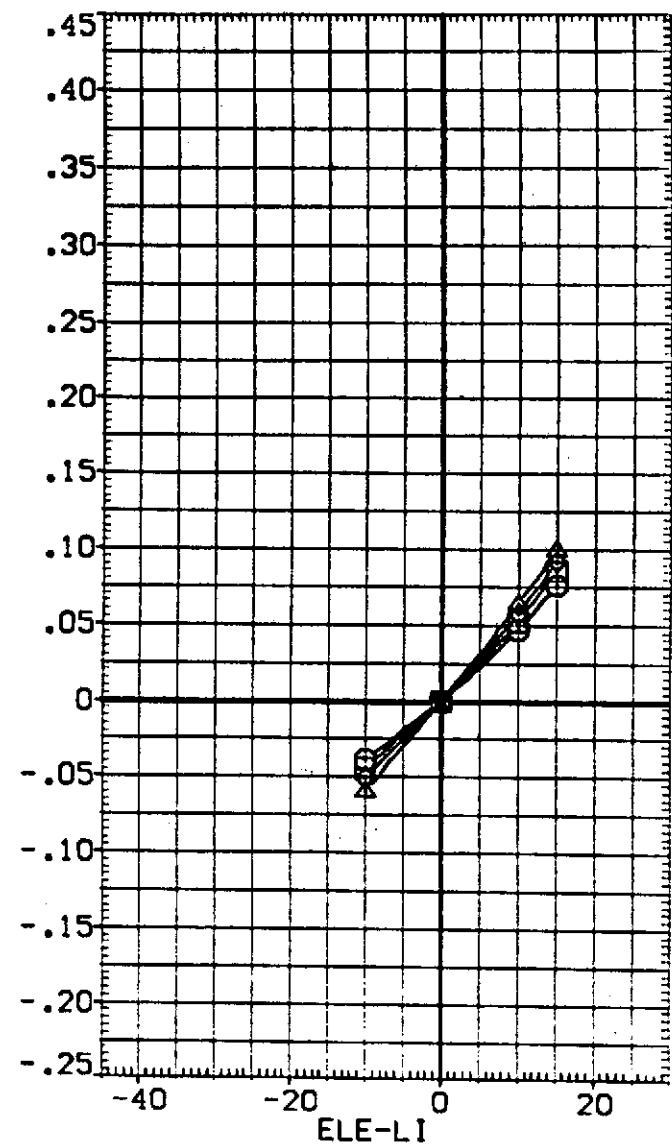
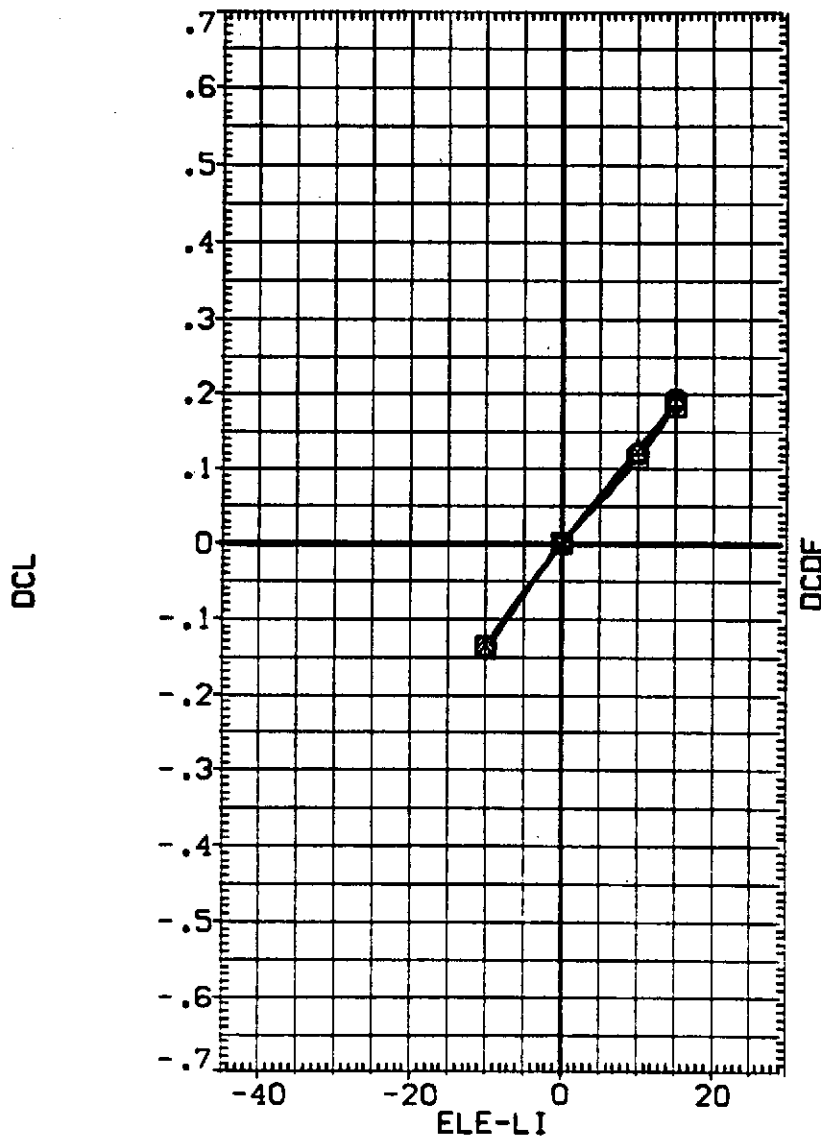


FIG 30 INBOARD ELEVON EFFECTIVENESS, SIX INCH GAP, OTBD ELEVON = 0

0A118 B26C9M7F8W116E43V8R5X9

(FF6043)

SYMBOL	ALPHA	PARAMETRIC VALUES				DATA SOURCE	REFERENCE INFORMATION					
○	-10.000	MACH	.260	ELE-LO	.000	DATASET	ELE-LI	DATASET	ELE-LI	SREF	4.4119	50.FT.
□	-8.000	ELE-RI	-10.000	ELE-RO	.000	FF6043	-10.000	FF6018	.000	LREF	19.2299	INCHES
◇	-6.000	SPDRK	25.000	BDFLAP	-12.000	FF6057	10.000	FF6044	15.000	BREF	37.9359	INCHES
△	-4.000	RUDDER	.000	ELE-OB	.000					XMRP	43.5974	INCHES
▽	-2.000	AIL-OB	.000	BETA	.000					YMRP	.0000	INCHES
										ZMRP	15.1875	INCHES
										SCALE	.0405	SCALE

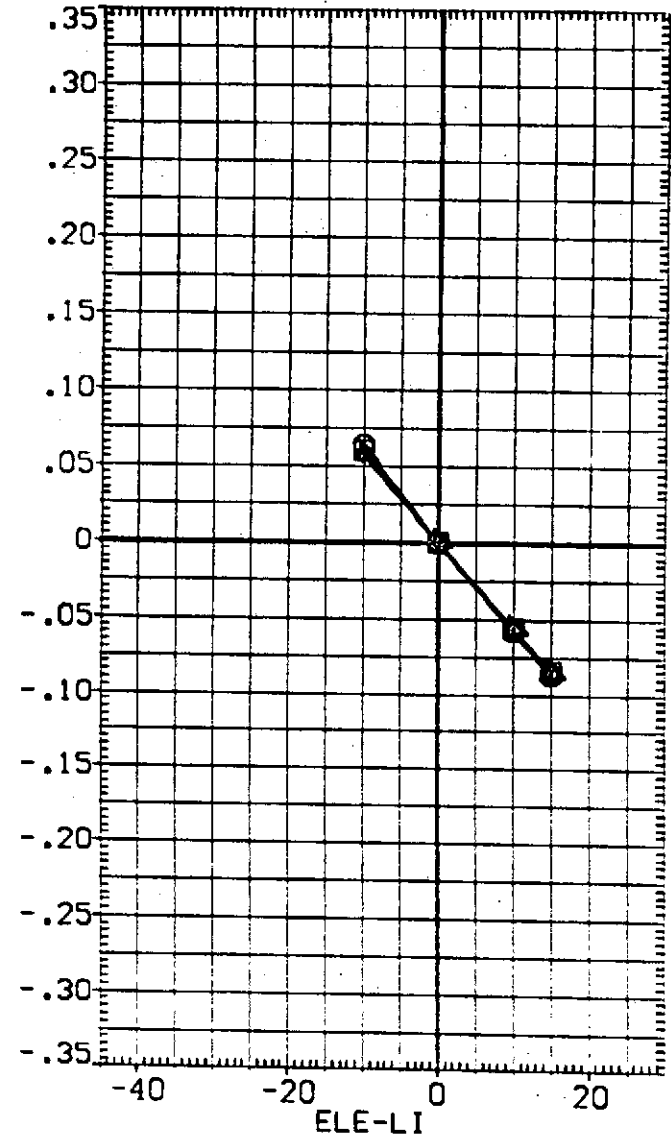
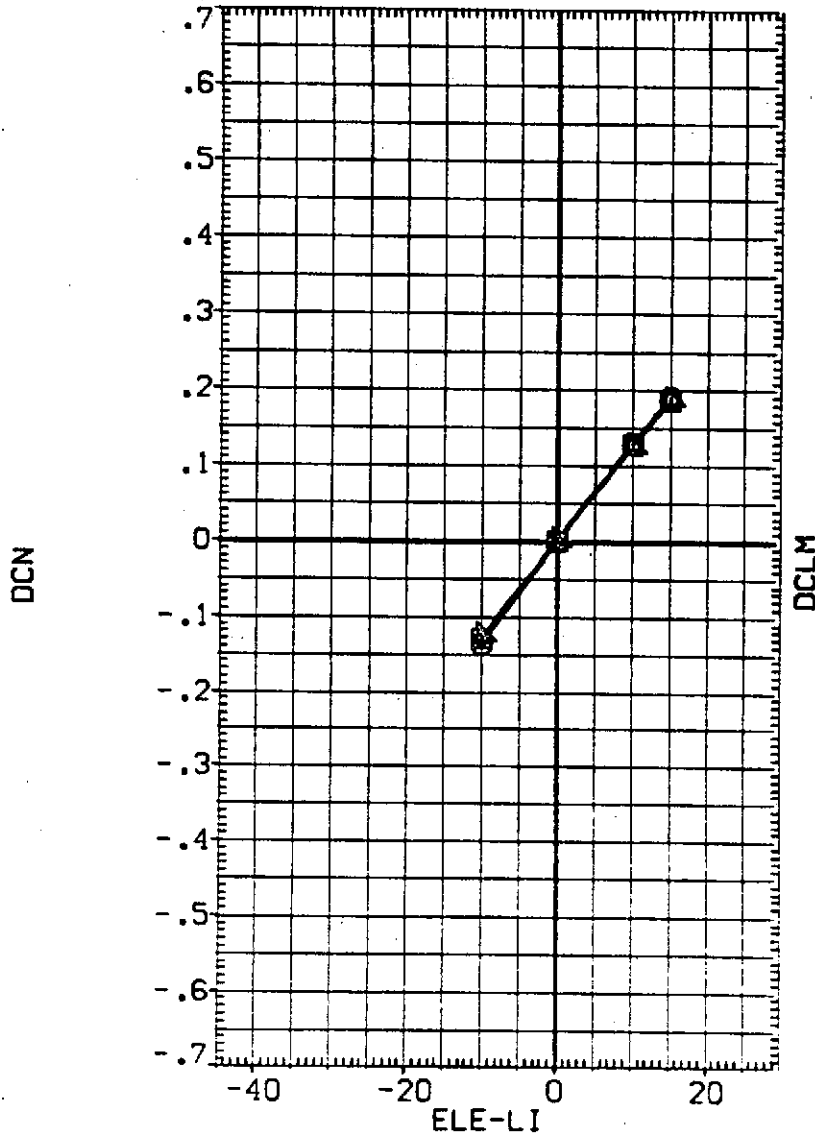


FIG 30 INBOARD ELEVON EFFECTIVENESS, SIX INCH GAP, OTBD ELEVON = 0

SYMBOL
 ○
 □
 ◇
 ▲
 ▼

ALPHA	PARAMETRIC VALUES			
.000	MACH	.260	ELE-L0	.000
2.000	ELE-RI	-10.000	ELE-R0	.000
4.000	SPDRK	25.000	BDFLAP	-12.000
6.000	RUDDER	.000	ELE-08	.000
8.000	AIL-08	.000	BETA	.000

DATA SOURCE			REFERENCE INFORMATION		
ELE-LI	DATASET	ELE-LI	SREF	4.4119	SO.FT.
-10.000	FF6018	.000	LREF	19.2299	INCHES
10.000	FF6044	15.000	BREF	37.9359	INCHES
			XMRP	43.5974	INCHES
			YMRP	.0000	INCHES
			ZMRP	15.1875	INCHES
			SCALE	.0405	SCALE

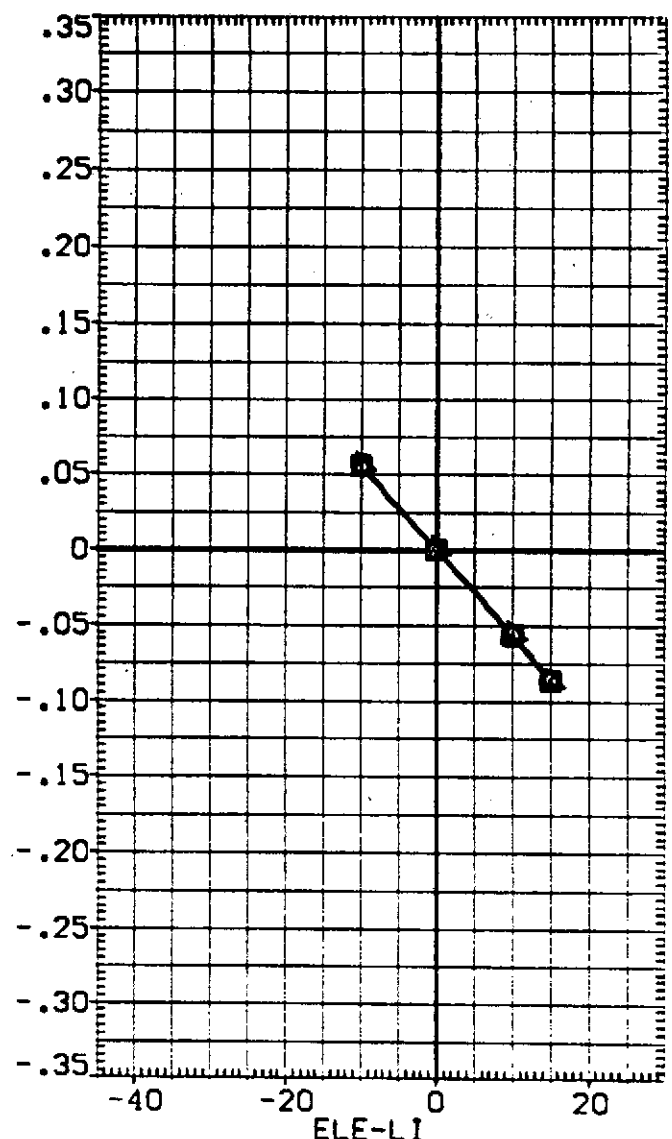
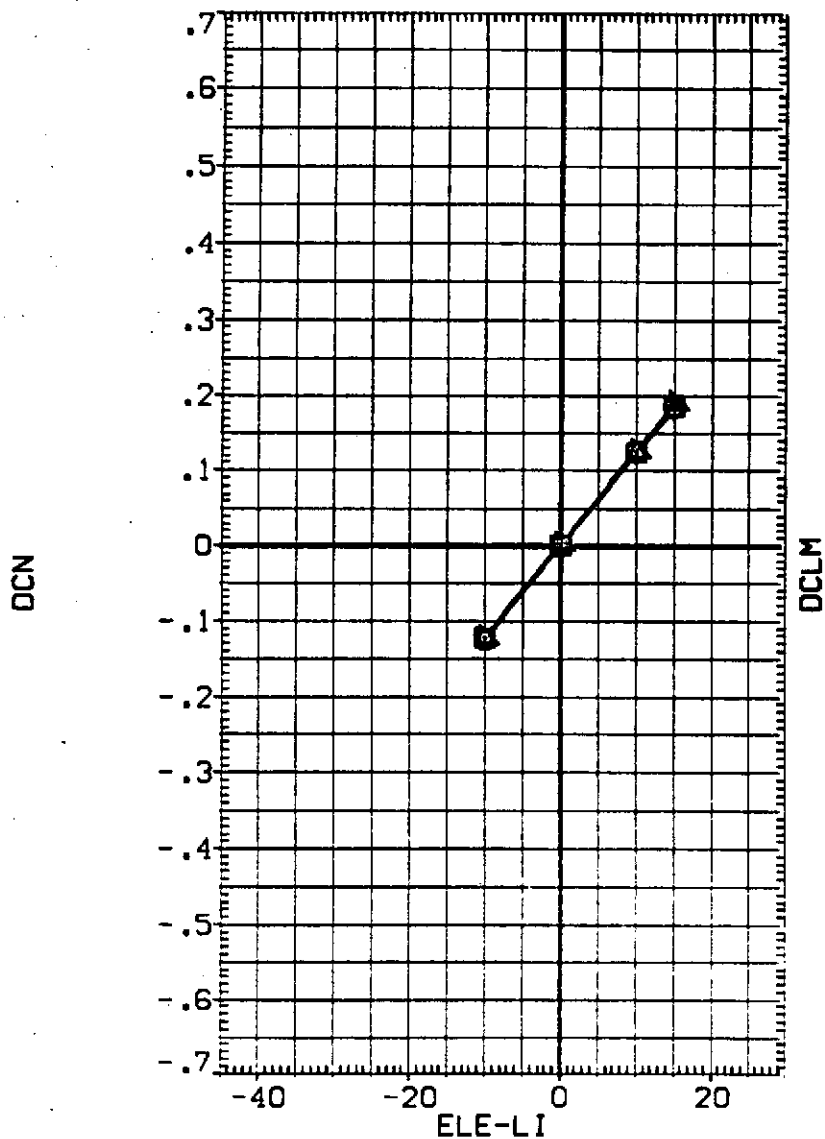


FIG 30 INBOARD ELEVON EFFECTIVENESS, SIX INCH GAP, OTBD ELEVON = 0

0A118 B26C9M7F8W116E43V8R5X9

(FF6043)

SYMBOL	PARAMETRIC VALUES				DATA SOURCE			REFERENCE INFORMATION		
	ALPHA	MACH	ELE-LI	BETA	ELE-LI	DATASET	ELE-LI	SREF	SO. FT.	
○	10.000		.260	ELE-LB	.000	FF6043	-10.000	4.4119	SO. FT.	
□	12.000	ELE-RI	-10.000	ELE-RD	.000	FF6018	10.000	19.2299	INCHES	
◇	14.000	SPDBRK	25.000	BOFLAP	-12.000	FF6057	15.000	37.9359	INCHES	
△	16.000	RUDDER	.000	ELE-OB	.000			43.5974	INCHES	
▽	18.000	AIL-OB	.000	BETA	.000			YMRP .0000	INCHES	
								ZMRP 15.1875	INCHES	
								SCALE .0405	SCALE	

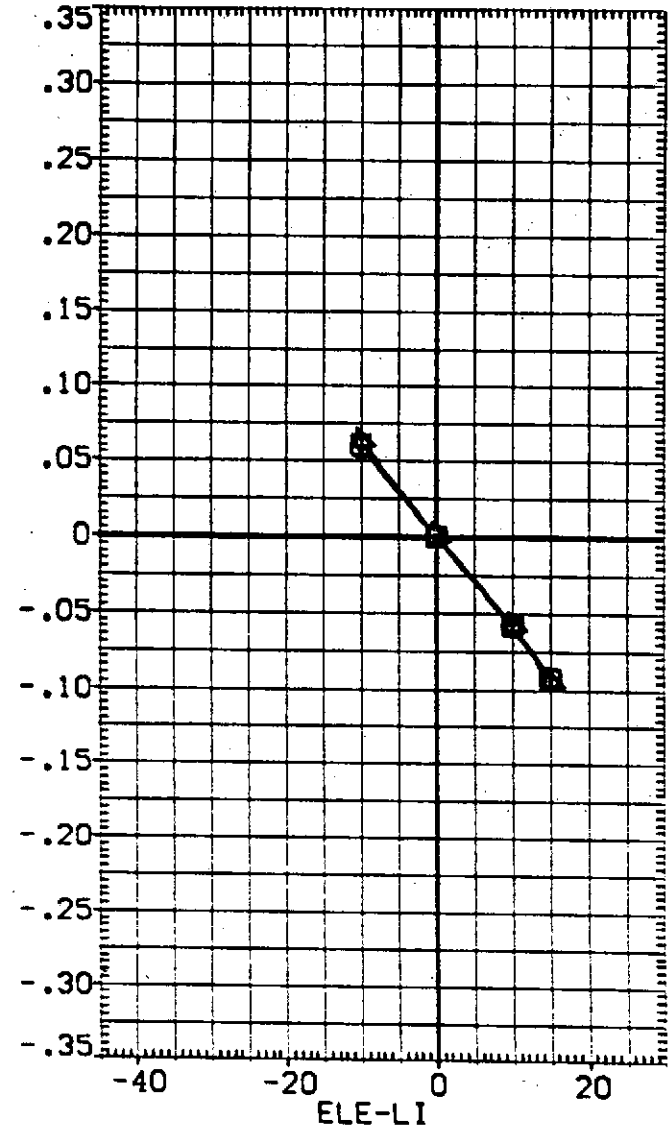
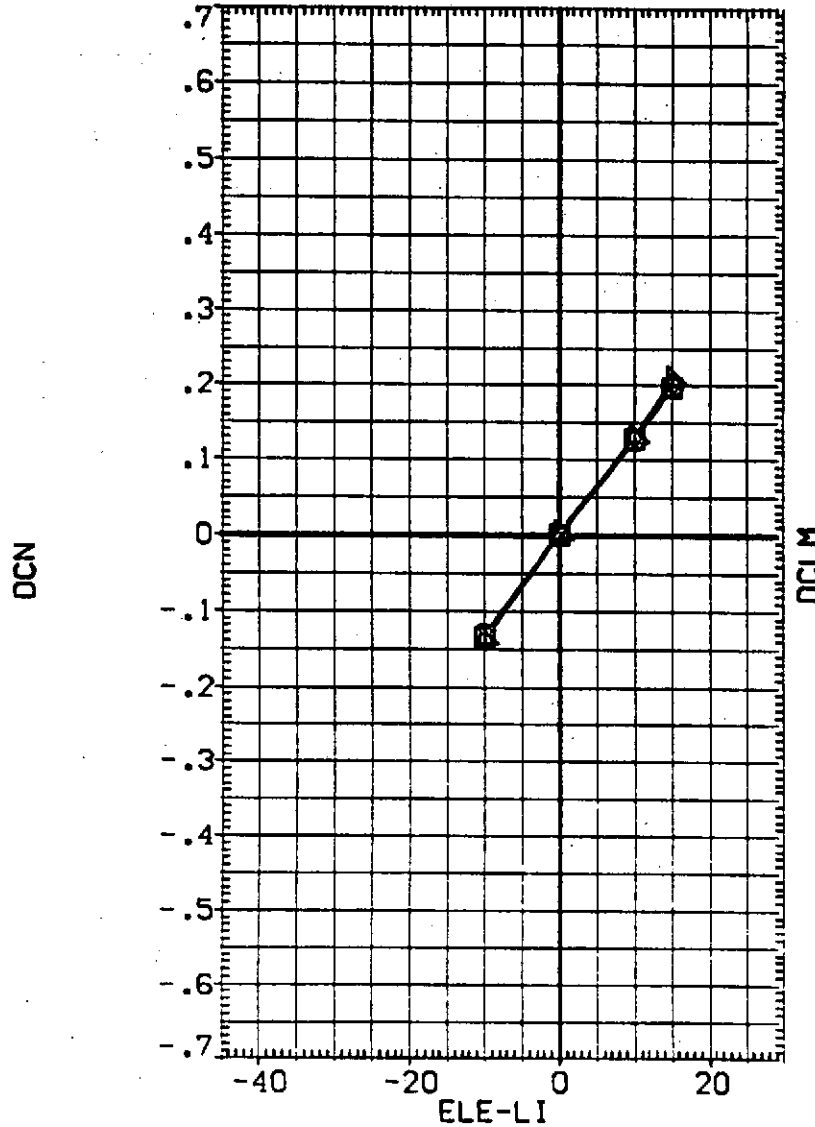


FIG 30 INBOARD ELEVON EFFECTIVENESS, SIX INCH GAP, OTBD ELEVON = 0

SYMBOL	ALPHA		PARAMETRIC VALUES				DATA SOURCE			REFERENCE INFORMATION		
	20.000	MACH	.260	ELE-L0	.000	DATASET	ELE-L1	DATASET	ELE-L1	SREF	4.4119	SO.FT.
○	22.000	ELE-RI	-10.000	ELE-R0	.000	FF6043	-10.000	FF6018	.000	LREF	19.2299	INCHES
□	24.000	SPDBRK	25.000	BOFLAP	-12.000	FF6057	10.000	FF6044	15.000	BREF	37.9359	INCHES
◇	25.000	RUDDER	.000	ELE-08	.000					XMRP	43.5974	INCHES
△		AIL-08	.000	BETA	.000					YMRP	.0000	INCHES
										ZMRP	15.1875	INCHES
										SCALE	.0405	SCALE

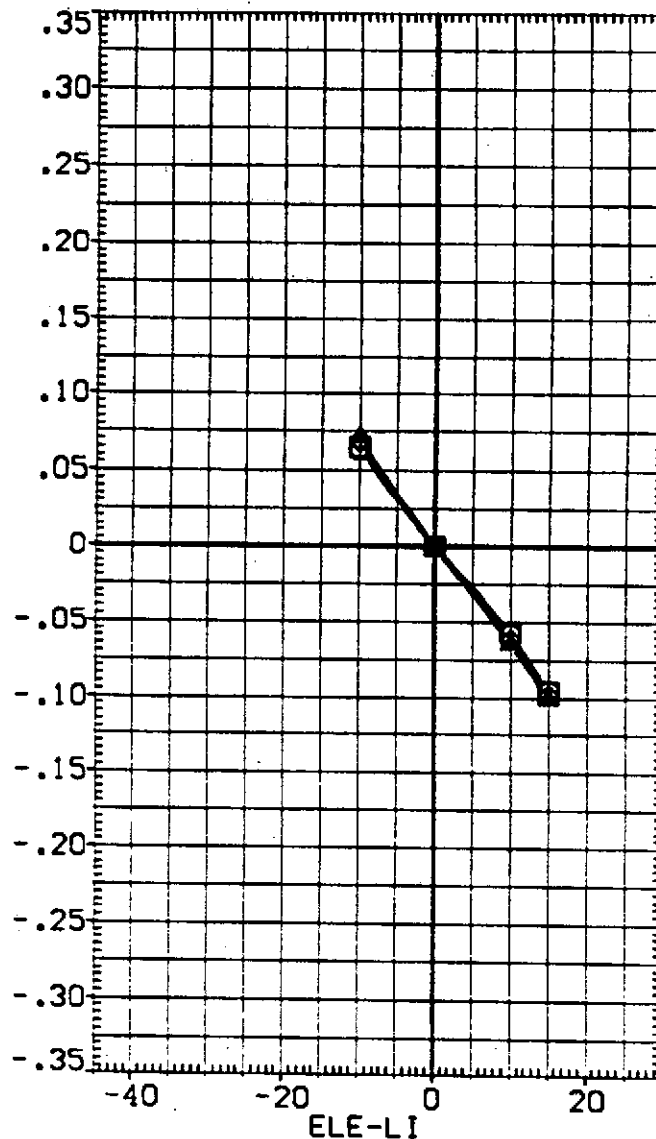
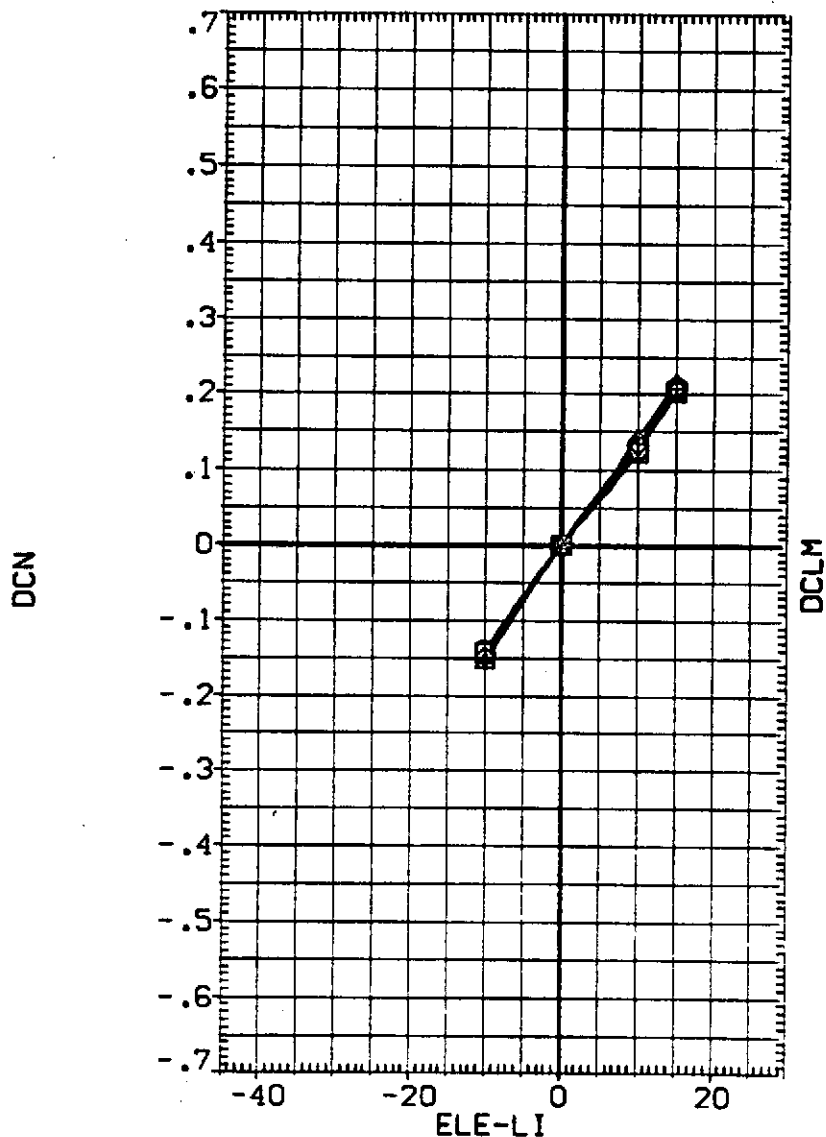


FIG 30 INBOARD ELEVON EFFECTIVENESS, SIX INCH GAP, OTBD ELEVON = 0

DATA SET SYMBOL CONFIGURATION DESCRIPTION
 (ZF6019) ○ 0A118 B26C9M7F8V11E43V8R5X9
 (ZF6018) □ 0A118 B26C9M7F8V11E43V8R5X9

MACH	ELEVON	BOFLAP	SPOBRK	REFERENCE INFORMATION	
.200	.000	-12.000	25.000	SREF	4.4119 SQ.FT.
.260	.000	-12.000	25.000	LREF	19.2299 INCHES
				BREF	37.9359 INCHES
				XMRP	43.5974 INCHES
				YMRP	.0000 INCHES
				ZMRP	15.1875 INCHES
				SCALE	.0405 SCALE

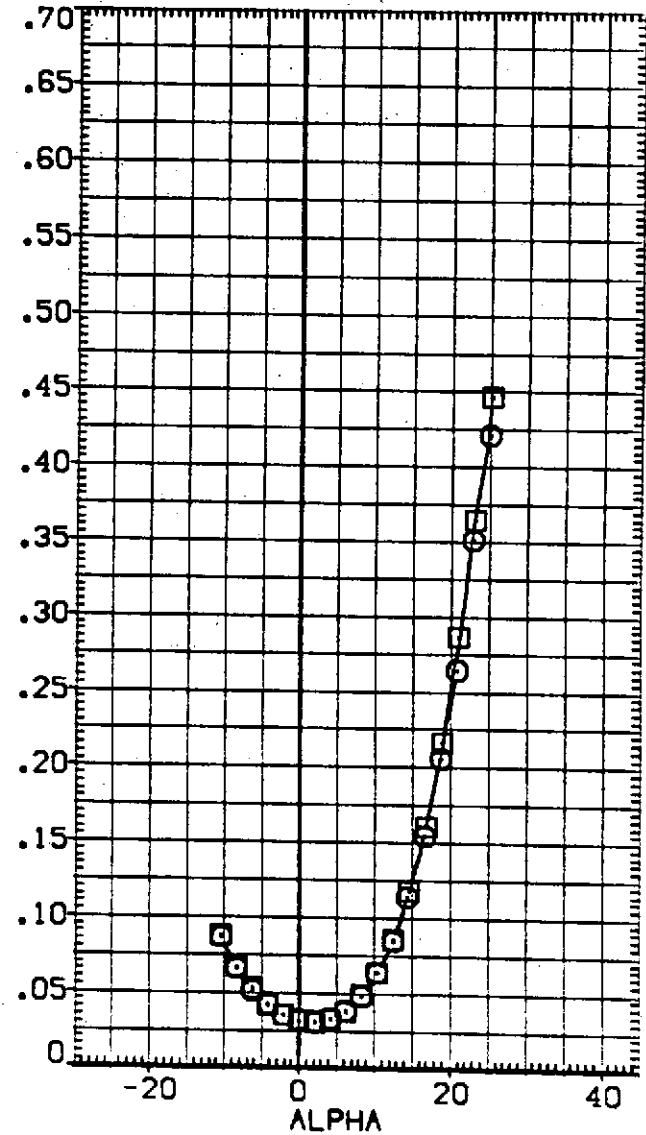
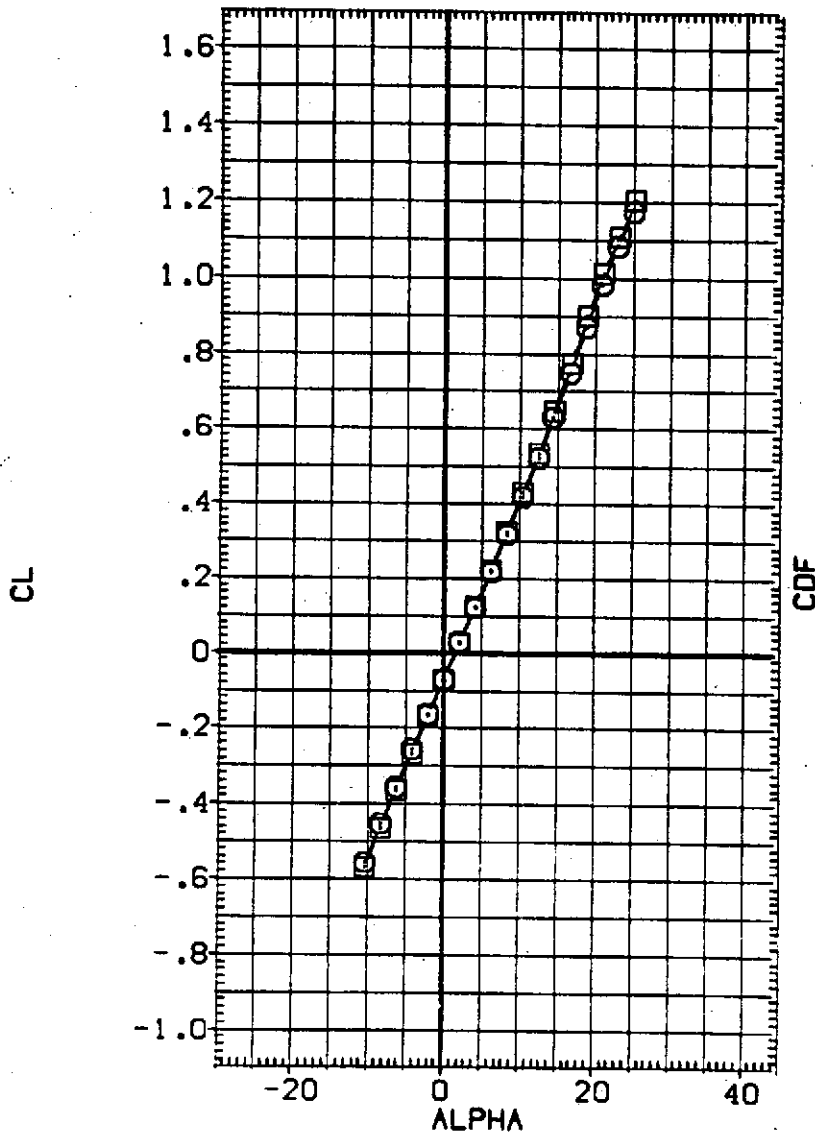


FIG 31 EFFECT OF MACH NO., SIX INCH GAPS, ELEVON = 0
 (A) MACH = .20

DATA SET SYMBOL	CONFIGURATION DESCRIPTION
(ZF6019)	0A118 B26C9M7F8V116E43V8R5X9
(ZF6018)	0A118 B26C9M7F8V116E43V8R5X9

MACH	ELEVON	BOFLAP	SPOBRK	REFERENCE INFORMATION	
.200	.000	-12.000	25.000	SREF	4.4119 50 FT.
.260	.000	-12.000	25.000	LREF	19.2299 INCHES
				BREF	37.9359 INCHES
				XMRP	43.5874 INCHES
				YMRP	.0000 INCHES
				ZMRP	15.1875 INCHES
				SCALE	.0405 SCALE

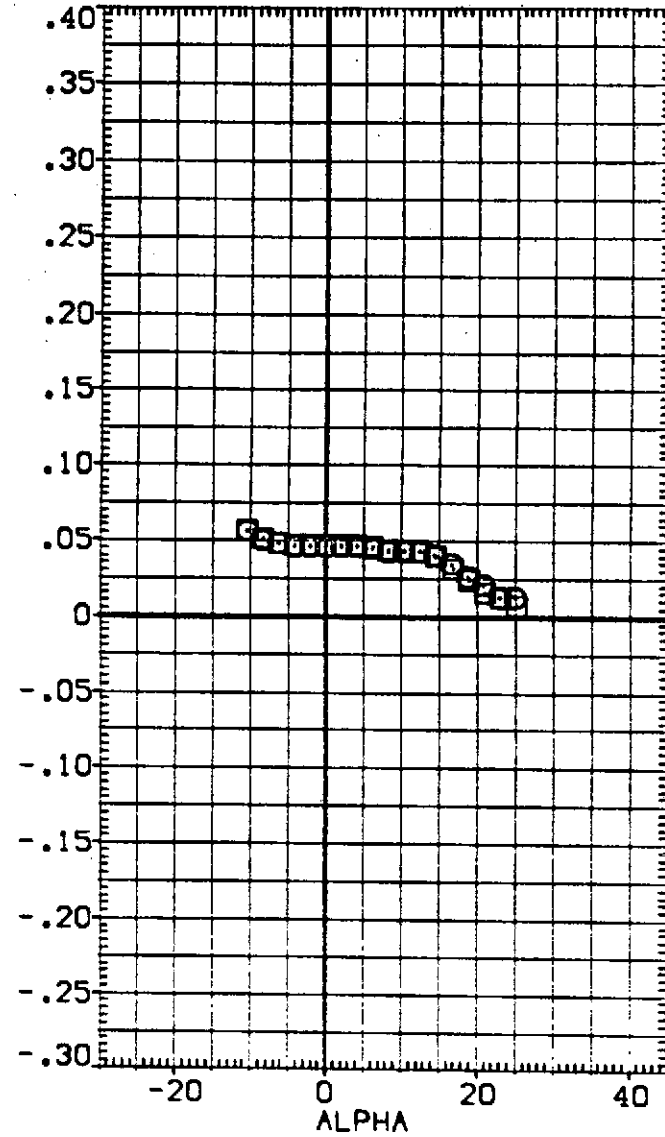
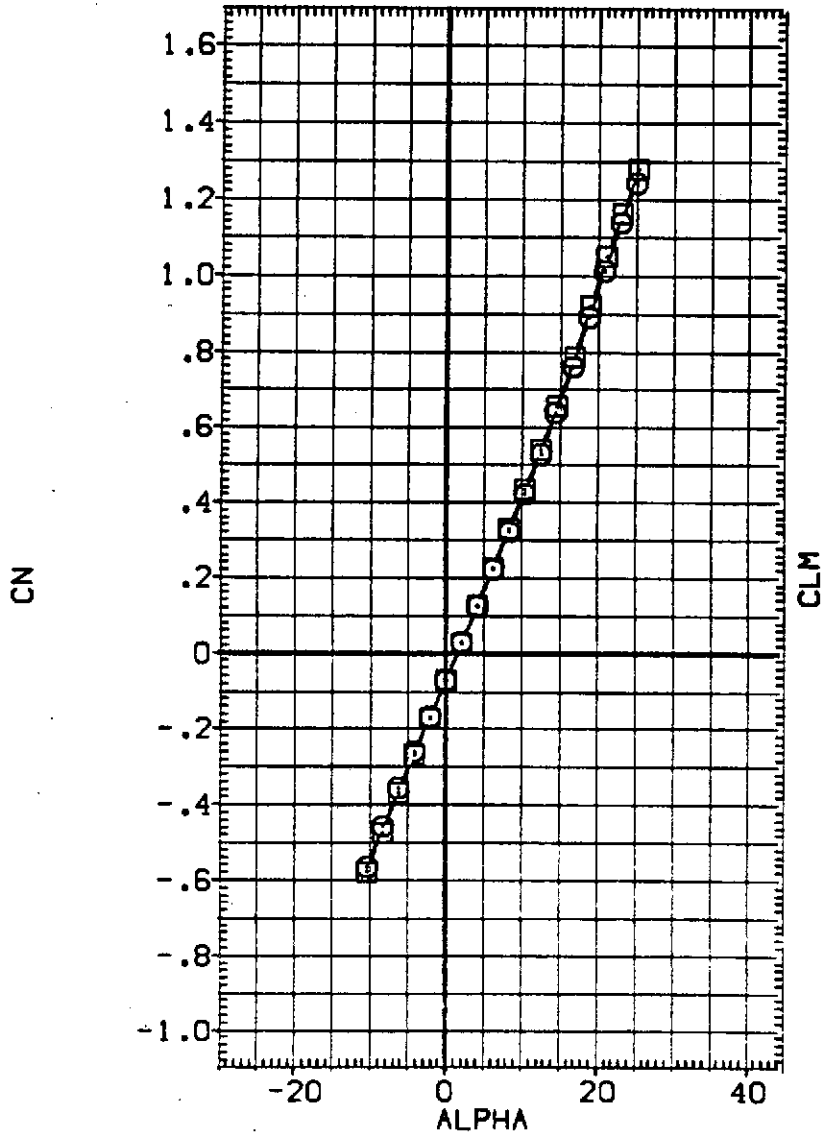


FIG 31 EFFECT OF MACH NO., SIX INCH GAPS, ELEVON = 0
 (A) MACH = .20

DATA SET SYMBOL CONFIGURATION DESCRIPTION
 (ZF6019) □ OA118 B26C9M7F8V116E43V8R5X9
 (ZF6018) □ OA118 B26C9M7F8V116E43V8R5X9

MACH	ELEVON	BDFLAP	SPDRK	REFERENCE INFORMATION	
.200	.000	-12.000	25.000	SREF	4.4119 SQ.FT.
.260	.000	-12.000	25.000	LREF	19.2299 INCHES
				BREF	37.9359 INCHES
				XMRP	43.5974 INCHES
				YMRP	.0000 INCHES
				ZMRP	15.1875 INCHES
				SCALE	.0405 SCALE

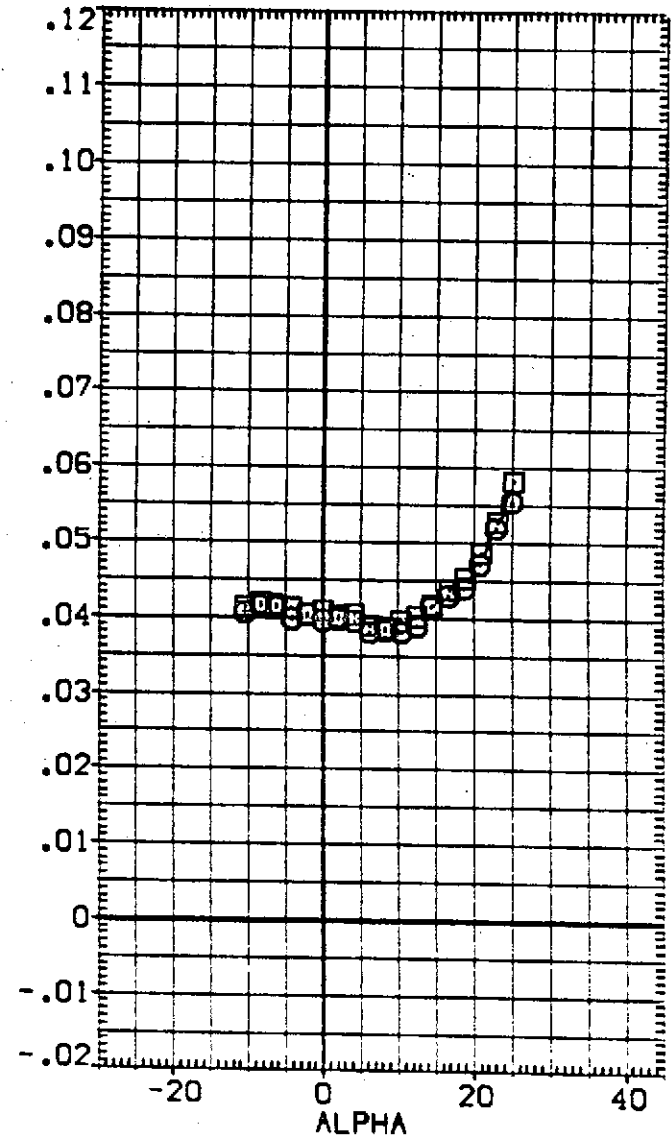
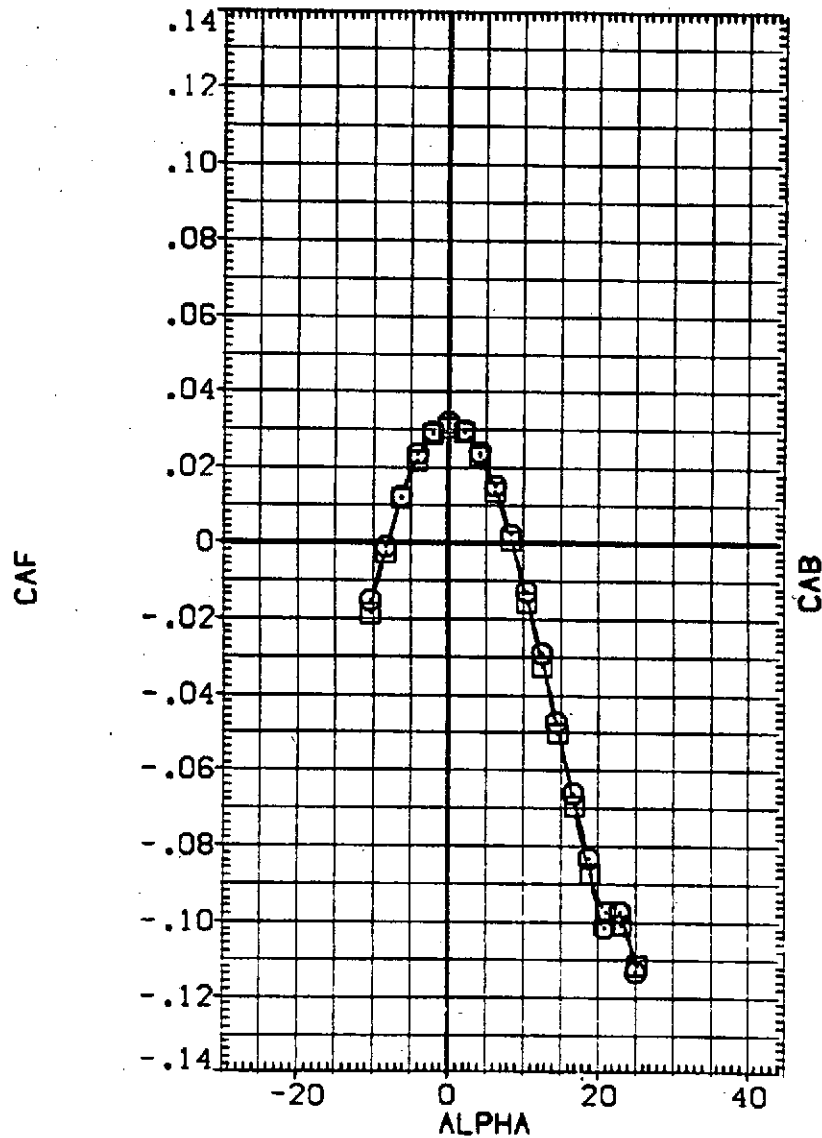


FIG 31 EFFECT OF MACH NO., SIX INCH GAPS, ELEVON = 0
 (A) MACH = .20

DATA SET SYMBOL	CONFIGURATION DESCRIPTION
(ZF6019)	0A118 B26C9M7FBV116E43V8R5X9
(ZF6018)	0A118 B26C9M7FBV116E43V8R5X9

MACH	ELEVON	BOFLAP	SPDBRK	REFERENCE INFORMATION		
.200	.000	-12.000	25.000	SREF	4.4119	50.FT.
.260	.000	-12.000	25.000	LREF	19.2299	INCHES
				BREF	37.9359	INCHES
				XMRP	43.5974	INCHES
				YMRP	.0000	INCHES
				ZMRP	15.1875	INCHES
				SCALE	.0405	SCALE

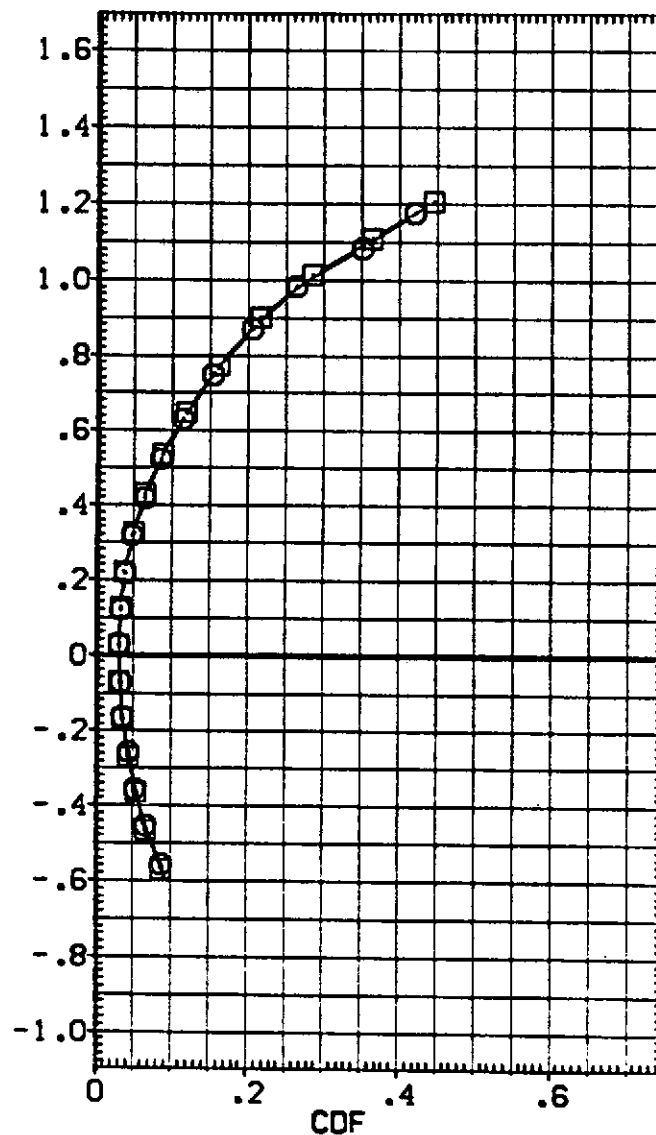
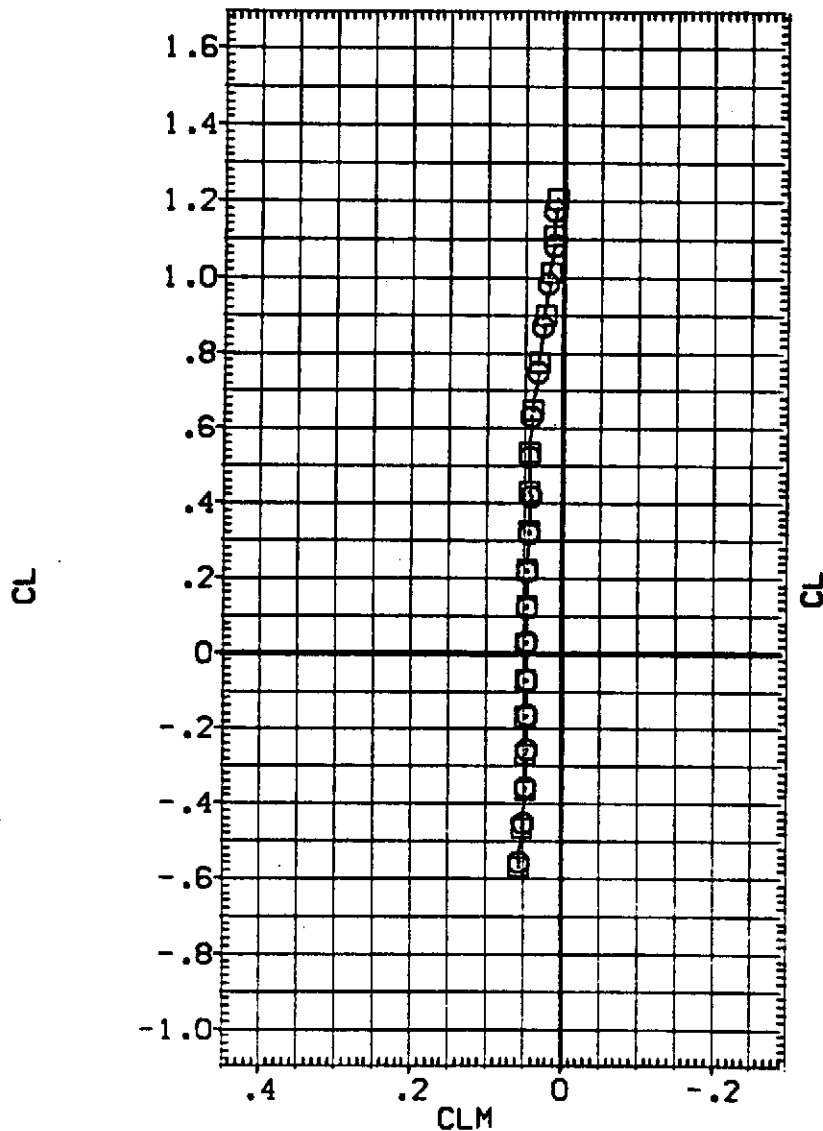


FIG 31 EFFECT OF MACH NO., SIX INCH GAPS, ELEVON = 0
 (A) MACH = .20

DATA SET SYMBOL CONFIGURATION DESCRIPTION
 (ZF6019) \square 0A118 B26C9M7F8V116E43V8R5X9
 (ZF6018) \square 0A118 B26C9M7F8V116E43V8R5X9

MACH	ELEVON	BDFLAP	SPDBRK	REFERENCE INFORMATION		
.200	.000	-12.000	25.000	SREF	4.4119	SO.FT.
.260	.000	-12.000	25.000	LREF	19.2299	INCHES
				BREF	37.9359	INCHES
				XMRP	13.5974	INCHES
				YMRP	.0000	INCHES
				ZMRP	15.1875	INCHES
				SCALE	.0405	SCALE

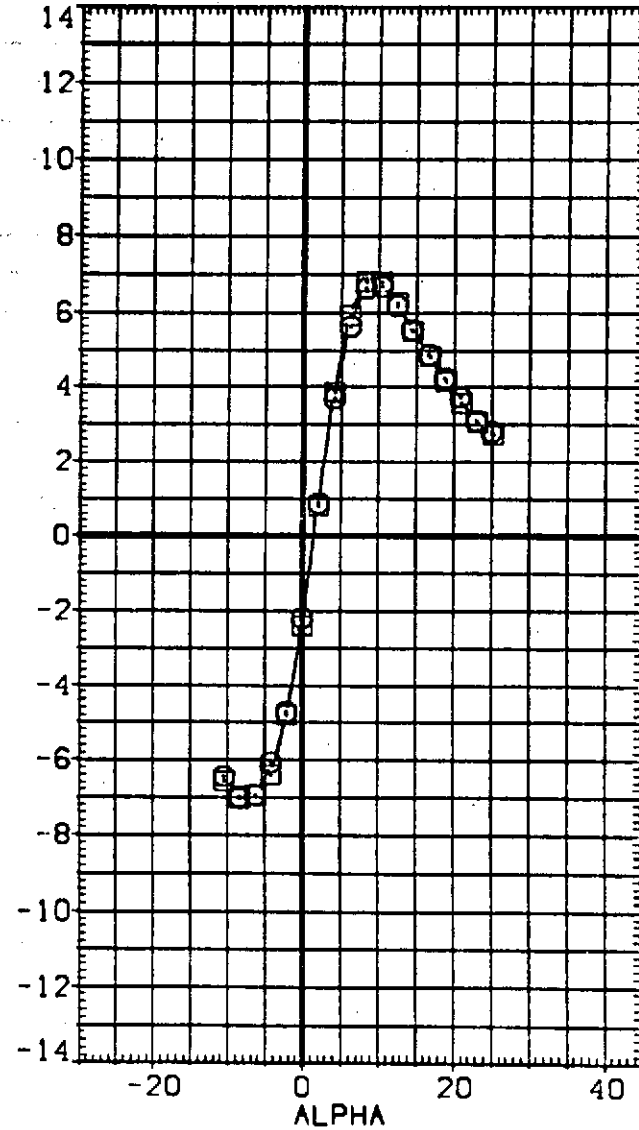
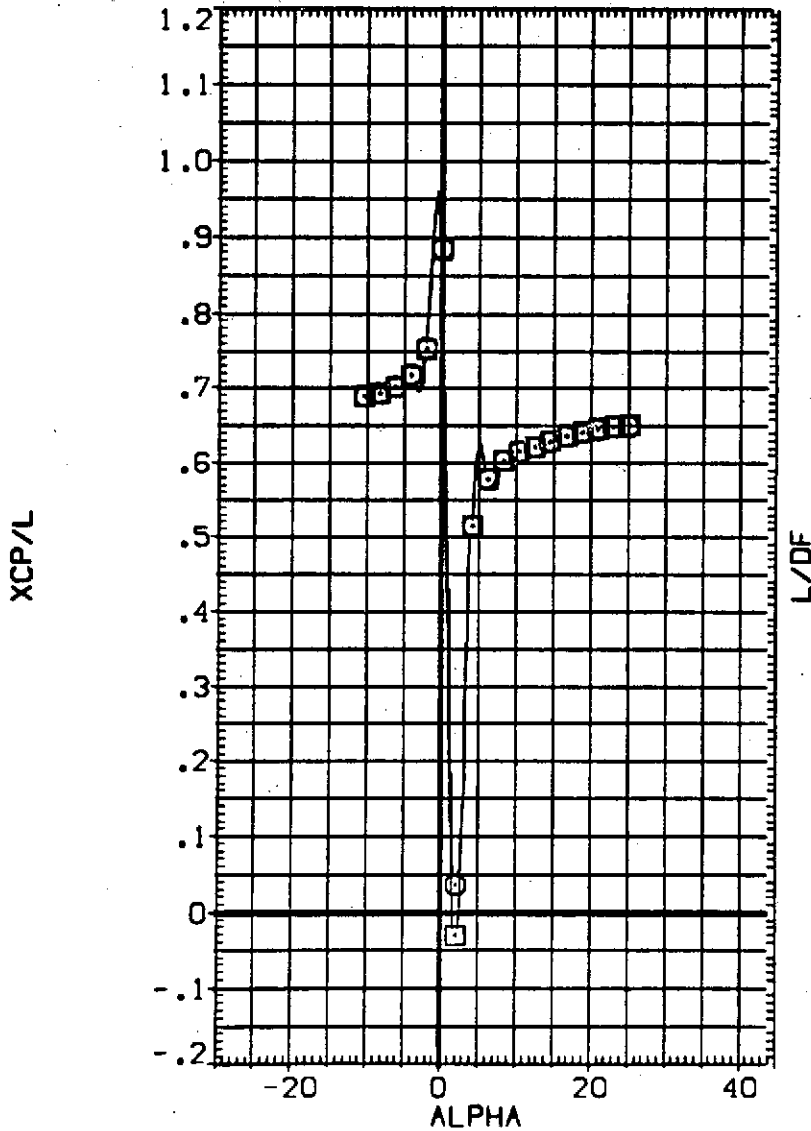


FIG 31 EFFECT OF MACH NO., SIX INCH GAPS, ELEVON = 0
 (A) MACH = .20

APPENDIX
TABULATED SOURCE DATA

Tabulations of plotted data are available on request from
Data Management Services

OAL18 B26C9M7F8W116E28V8R5X9

(RF0001) (17 MAY 74)

REFERENCE DATA

BREP = 4.4119 SR.FT. XMRP = 43.5974 INCHES
 LREP = 19.2299 INCHES YMRP = .0000 INCHES
 BREP = 37.9359 INCHES ZMRP = 13.1875 INCHES
 SCALE = .0405 SCALE

PARAMETRIC DATA

BETA = .000 ELE-LI = .000
 ELE-LO = .000 ELE-RI = .000
 ELE-RO = .000 SPDRK = 25.000
 BOFLAP = -12.000 RUDDER = .000

RUN NO. 1/ 0 RN/L = 1.65 GRADIENT INTERVAL = -6.00/ 6.00

MACH	ALPHA	CL	CDP	CLM	CN	CAF	CYN	CBL	CY	XCP/L	CAB
.260	-10.470	-.96310	.08670	.05860	-.56940	-.01705	-.00080	.00270	.00400	.68800	.03992
.260	-8.380	-.43920	.06370	.05160	-.46390	-.00184	-.00120	.00230	.00500	.69300	.04033
.260	-6.290	-.35840	.05140	.04810	-.36190	.01186	-.00150	.00190	.00500	.70100	.04060
.260	-4.170	-.26040	.04170	.04690	-.26270	.02267	-.00170	.00170	.00600	.71700	.04006
.260	-2.130	-.16340	.03470	.04710	-.16460	.02866	-.00180	.00170	.00600	.75700	.03963
.260	-.030	-.05800	.03040	.04720	-.06800	.03035	-.00170	.00170	.00500	.90700	.03970
.260	2.050	.03000	.02990	.04720	.03100	.02883	-.00150	.00190	.00400	.09200	.03904
.260	4.160	.12800	.03220	.04720	.13080	.02280	-.00160	.00190	.00400	.31900	.03853
.260	6.220	.22870	.03770	.04640	.23140	.01271	-.00170	.00170	.00500	.57800	.03820
.260	8.300	.32990	.04790	.04490	.33340	-.00022	-.00170	.00160	.00500	.60200	.03785
.260	10.400	.43020	.06240	.04370	.43440	-.01622	-.00180	.00140	.00600	.61500	.03632
.260	12.510	.53410	.08430	.04220	.53970	-.03343	-.00180	.00120	.00600	.62300	.03918
.260	14.590	.65060	.11790	.03660	.65930	-.04988	-.00080	.00070	.00300	.63100	.04031
.260	16.730	.77490	.16210	.02980	.78880	-.06780	-.00090	.00060	.00300	.63800	.04198
.260	18.800	.89560	.21380	.02210	.91670	-.08631	-.00090	.00190	.00300	.64300	.04462
.260	20.910	1.00630	.28240	.01610	1.04100	-.09535	.00330	.00470	-.00600	.64600	.04703
.260	23.010	1.10090	.36010	.01240	1.15410	-.09893	.00220	.00350	-.00500	.64800	.05183
.260	25.120	1.20280	.43640	.00880	1.27410	-.11549	.00310	.00290	-.01000	.64900	.05735
.260	GRADIENT	.04683	-.00114	.00693	.04715	.00002	.00002	.00003	-.00029	-.05089	-.00018

OA118 B26C9M7F8W116E26V6R5X9

(RF0002) (17 MAY 74)

REFERENCE DATA

BREF = 4.4119 SQ.FT. XMRP = 43.5974 INCHES
 LPEF = 19.2299 INCHES YMRP = .0900 INCHES
 BREF = 37.9359 INCHES ZMRP = 15.1875 INCHES
 SCALE = .0405 SCALE

PARAMETRIC DATA

BETA = .000 ELE-LI = .000
 ELE-LO = .000 ELE-RI = .000
 ELE-RO = .000 SPDBRK = 25.000
 BDFLAP = -12.000 RUDDER = .000

RUN NO. 2/ 0 RH/L = 1.85 GRADIENT INTERVAL = -6.00/ 6.00

MACH	ALPHA	CL	COF	CLM	CN	CAF	CYM	CBL	CY	XCP/L	CAB
.260	-10.490	-.38140	.04810	.06250	-.58770	-.01929	-.00070	.00260	.00400	.69100	.04020
.260	-8.390	-.47560	.06670	.05700	-.48020	-.00344	-.00100	.00240	.00500	.69300	.04062
.260	-6.300	-.37500	.05190	.05320	-.37840	.01041	-.00130	.00210	.00600	.70300	.04045
.260	-4.210	-.27920	.04170	.05220	-.28150	.02110	-.00160	.00180	.00600	.72000	.03963
.260	-2.120	-.18000	.03430	.05190	-.18110	.02763	-.00160	.00170	.00600	.75700	.03974
.260	-.050	-.08530	.02990	.05270	-.08530	.02986	-.00160	.00170	.00600	.87900	.03926
.260	2.030	.01270	.02830	.05290	.01370	.02787	-.00150	.00200	.00500	-.76600	.03927
.260	4.100	.11130	.03090	.05280	.11320	.02294	-.00140	.00190	.00400	.48000	.03804
.260	6.200	.21270	.03520	.05200	.21520	.01286	-.00150	.00190	.00500	.56300	.03833
.260	8.290	.31330	.04540	.05120	.31660	-.00026	-.00160	.00190	.00500	.59200	.03729
.260	10.380	.41690	.06050	.05090	.42100	-.01566	-.00160	.00200	.00500	.60700	.03798
.260	12.470	.52260	.08270	.04870	.52820	-.03209	-.00150	.00180	.00500	.61800	.03874
.260	14.560	.63780	.11470	.04270	.64610	-.04956	-.00110	.00120	.00300	.62700	.04015
.260	16.660	.76160	.15790	.03490	.77480	-.06745	-.00080	.00130	.00200	.63500	.04206
.260	18.810	.88620	.21080	.02730	.90690	-.08624	-.00090	.00220	.00300	.64100	.04448
.260	20.910	1.00380	.28190	.01860	1.03830	-.09496	.00340	.00470	-.00700	.64500	.04662
.260	23.000	1.10290	.35990	.01150	1.15590	-.09982	.00230	.00340	-.00500	.64800	.05209
.260	25.110	1.20550	.43710	.00670	1.27710	-.11599	.00290	.00260	-.00800	.65000	.05709
	GRADIENT	.04888	-.00133	.00011	.04739	.00019	.00002	.00002	-.00024	-.09651	-.00018

Q0110 B26C9M7F0W116E26V6R5X9

(RF0005) (17 MAY 74)

REFERENCE DATA

SREP = 4.4110 SQ.FT. XMRP = 43.3974 INCHES
 LRFP = 19.2250 INCHES YMRP = .0000 INCHES
 BRFP = 37.9350 INCHES ZMRP = 15.1875 INCHES
 SCALE = .0405 SCALE

PARAMETRIC DATA

BETA = .000 ELE-LI = 3.000
 ELE-LO = 3.000 ELE-RI = 3.000
 ELE-RO = 3.000 SPDRK = 23.000
 BOFLAP = -12.000 RUDDER = .000

RUN NO. 3/ 0 RN/L = 1.05 GRADIENT INTERVAL = -6.00/ 6.00

MACH	ALPHA	CL	CD	CLM	CM	CAF	CYN	CBL	CY	XCP/L	CAB
.260	-10.440	-.48040	.07330	.01630	-.48570	-.01491	-.00090	.00300	.00300	.66400	.04270
.260	-8.340	-.37890	.05560	.01200	-.38290	.00004	-.00120	.00290	.00400	.66300	.04372
.260	-6.250	-.27590	.04440	.00930	-.27910	.01411	-.00140	.00270	.00400	.66400	.04343
.260	-4.160	-.17790	.03690	.00930	-.18010	.02396	-.00160	.00260	.00400	.67100	.04262
.260	-2.060	-.08090	.03230	.00930	-.08200	.02938	-.00160	.00280	.00400	.69400	.04269
.260	.010	.01550	.03130	.00950	.01550	.03132	-.00130	.00280	.00300	.42600	.04175
.260	2.080	.11210	.03270	.00880	.11330	.02868	-.00150	.00290	.00300	.62300	.04141
.260	4.160	.21120	.03760	.00860	.21340	.02223	-.00160	.00270	.00400	.63700	.04100
.260	6.260	.31050	.04580	.00770	.31370	.01168	-.00180	.00250	.00400	.64300	.04037
.260	8.340	.41400	.05900	.00610	.41820	-.00171	-.00190	.00250	.00500	.64600	.04021
.260	10.430	.51300	.07700	.00440	.52040	-.01736	-.00200	.00260	.00600	.64900	.04093
.260	12.540	.62330	.10340	.00100	.63090	-.03435	-.00180	.00230	.00400	.65100	.04155
.260	14.650	.73950	.13980	-.00470	.75080	-.05180	-.00110	.00190	.00300	.65400	.04281
.260	16.750	.86440	.18710	-.01340	.88160	-.07002	-.00070	.00170	.00200	.65700	.04482
.260	18.830	.98360	.24300	-.02060	1.01140	-.08853	-.00050	.00280	.00200	.65900	.04735
.260	20.960	1.09800	.31810	-.02710	1.13910	-.09586	.00460	.00660	-.01100	.66000	.05044
.260	23.080	1.19140	.40160	-.03310	1.25350	-.09763	.00250	.00270	-.00500	.66100	.05579
.260	25.180	1.29120	.48240	-.03820	1.37370	-.11274	.00320	.00380	-.00900	.66200	.06122
	GRADIENT	.04674	.00009	-.00009	.04727	-.00020	.00900	.00001	-.00003	-.00670	-.00023

OA118 B26C9M7F&W110E2&VBR3X9

(RF0004) (17 MAY 74)

REFERENCE DATA

SREF = 4.4119 SQ.FT. XMRP = 43.5974 INCHES
 LREF = 19.2299 INCHES YMRP = .0000 INCHES
 BREF = 37.9359 INCHES ZMRP = 15.1875 INCHES
 SCALE = .0409 SCALE

PARAMETRIC DATA

BETA = .000 ELE-LI = 9.000
 ELE-LO = 9.000 ELE-RI = 9.000
 ELE-RO = 9.000 SPOBRK = 29.000
 BOFLAP = -12.000 RUDDER = .000

RUN NO. 4/ 0 RN/L = 1.05 GRADIENT INTERVAL = -6.00/ 6.00

MACH	ALPHA	CL	CD	CLM	CN	CAF	CYN	CBL	CY	XCP/L	CAB
.260	-10.430	-.47540	.07230	.01180	-.48060	-.01491	-.00100	.00300	.00400	.66100	.04366
.260	-8.340	-.36960	.05560	.00720	-.37360	.00161	-.00120	.00280	.00400	.65900	.04352
.260	-6.240	-.26790	.04420	.00490	-.27030	.01469	-.00140	.00260	.00500	.65800	.04337
.260	-4.160	-.17040	.03720	.00450	-.17260	.02483	-.00150	.00240	.00500	.66100	.04265
.260	-2.070	-.07280	.03290	.00450	-.07400	.03030	-.00150	.00250	.00400	.67400	.04217
.260	.000	.02230	.03140	.00410	.02230	.03144	-.00150	.00260	.00400	.58300	.04219
.260	2.090	.12100	.03360	.00360	.12210	.02916	-.00150	.00270	.00500	.64100	.04156
.260	4.200	.22030	.03830	.00360	.22250	.02209	-.00160	.00250	.00400	.64600	.04144
.260	6.260	.31780	.04660	.00250	.32100	.01187	-.00170	.00220	.00500	.64900	.04084
.260	8.370	.42090	.06000	.00090	.42520	-.00185	-.00190	.00230	.00600	.65100	.04034
.260	10.430	.52140	.07840	.00050	.52700	-.01745	-.00190	.00220	.00600	.65100	.04085
.260	12.530	.62510	.10420	-.00160	.63280	-.03392	-.00170	.00190	.00600	.65300	.04152
.260	14.660	.74240	.14100	-.00740	.75390	-.05158	-.00130	.00110	.00400	.65500	.04251
.260	16.740	.86610	.18750	-.01580	.88350	-.06990	-.00090	.00080	.00300	.65800	.04464
.260	18.890	.98880	.24480	-.02220	1.01460	-.08847	-.00060	.00230	.00200	.66000	.04704
.260	20.970	1.09400	.31710	-.02690	1.13500	-.09542	.00440	.00640	-.01000	.66000	.05027
.260	23.050	1.18320	.39800	-.03040	1.24460	-.09715	.00240	.00260	-.00400	.66100	.05548
.260	25.160	1.26490	.48000	-.03710	1.36710	-.11232	.00280	.00340	-.00700	.66200	.06139
	GRADIENT	.04671	.00014	-.00013	.04724	-.00032	-.00001	.00002	-.00005	-.00299	-.00015

OA110 B26C9HTF0W116E20V8R3X9

(RF6005) (17 MAY 74)

REFERENCE DATA

SREF = 4.4119 80.FT. XMRP = 43.5974 INCHES
 LREF = 19.2299 INCHES YMRP = .0000 INCHES
 DREF = 37.9359 INCHES ZMRP = 19.1875 INCHES
 SCALE = .0405 SCALE

PARAMETRIC DATA

BETA = .000 ELE-LI = -10.000
 ELE-LO = -10.000 ELE-RI = -10.000
 ELE-RO = -10.000 SPOBRK = 25.000
 BDFLAP = -12.000 RUDDER = .000

RUN NO. 5/ 0 RN/L = 1.85 GRADIENT INTERVAL = -8.00/ 8.00

MACH	ALPHA	CL	CD	CLM	CN	CAF	CYN	CBL	CY	XCP/L	CAB
.200	-10.600	-.79280	.13480	.16080	-.80390	-.01322	.00050	.00400	.00300	.72500	.03288
.200	-8.520	-.88280	.10390	.15120	-.69050	.00154	-.00050	.00270	.00500	.73200	.03355
.200	-6.430	-.56100	.08220	.14590	-.58660	.01657	-.00070	.00250	.00500	.74300	.03380
.200	-4.330	-.46110	.06500	.14300	-.48470	.02843	-.00100	.00200	.00500	.76000	.03348
.200	-2.200	-.38270	.05110	.14140	-.38440	.03600	-.00120	.00160	.00600	.78700	.03376
.200	-.190	-.28490	.04090	.14070	-.28510	.03980	-.00130	.00150	.00600	.83300	.03369
.200	1.910	-.18780	.03250	.14090	-.18660	.03886	-.00130	.00160	.00600	.92900	.03374
.200	4.000	-.06970	.02890	.14090	-.08750	.03519	-.00130	.00170	.00600	1.24400	.03290
.200	6.080	.00580	.02710	.14140	.00860	.02637	-.00130	.00170	.00500	-5.36400	.03293
.200	8.170	.10740	.03080	.14180	.11070	.01522	-.00120	.00180	.00600	.18000	.03205
.200	10.260	.20650	.03880	.14340	.21010	.00143	-.00120	.00190	.00500	.40000	.03268
.200	12.360	.30960	.05340	.14290	.31380	-.01411	-.00120	.00160	.00400	.48400	.03382
.200	14.460	.42630	.07800	.13970	.43230	-.03093	-.00070	.00160	.00300	.53300	.03543
.200	16.590	.55080	.11360	.13440	.56020	-.04836	-.00070	.00210	.00300	.56300	.03716
.200	18.800	.67100	.15740	.12850	.68610	-.06584	-.00100	.00220	.00500	.58300	.03925
.200	20.770	.78530	.21110	.12230	.80910	-.08120	.00040	.00280	.00100	.59600	.04166
.200	22.800	.88980	.28500	.11510	.93060	-.08343	.00170	.00260	-.00200	.60600	.04400
.200	25.000	.99030	.34890	.11280	1.04500	-.10241	.00260	.00220	-.00700	.61200	.04938
	GRADIENT	.04694	-.00436	-.00023	.04763	.00079	-.00003	-.00003	.00010	.05328	-.00006

OA118 B26C9M7F8W118E28V8R3X9

(RFB006) (17 MAY 74)

REFERENCE DATA

SREF = 4.4119 SQ.FT. XMRP = 43.5974 INCHES
 LREF = 19.2299 INCHES YMRP = .0000 INCHES
 BREF = 37.9359 INCHES ZMRP = 15.1875 INCHES
 SCALE = .0409 SCALE

PARAMETRIC DATA

BETA = .000 ELE-LI = -10.000
 ELE-LO = -10.000 ELE-RI = -10.000
 ELE-RO = -10.000 SPDBRK = 25.000
 BOFLAP = -12.000 RUDDER = .000

RUN NO. 0/0 RN/L = 1.85 GRADIENT INTERVAL = -8.00/ 8.00

MACH	ALPHA	CL	CDP	CLM	CN	CAF	CYN	CBL	CY	XCP/L	CAB
.260	-10.610	-.61050	.13610	.16890	-.82210	-.01349	.00020	.00330	.00400	.72700	.03230
.260	-8.900	-.69690	.10510	.15740	-.70470	.00081	-.00070	.00230	.00500	.73400	.03352
.260	-6.410	-.59310	.06300	.15270	-.59870	.01630	-.00080	.00220	.00600	.74600	.03348
.260	-4.310	-.49490	.06320	.14970	-.49840	.02784	-.00100	.00180	.00600	.76200	.03358
.260	-2.240	-.39840	.05160	.14800	-.40010	.03596	-.00130	.00140	.00600	.78800	.03322
.260	-.140	-.29930	.04040	.14770	-.29940	.03970	-.00140	.00130	.00600	.83300	.03297
.260	1.910	-.20460	.03280	.14780	-.20340	.03969	-.00150	.00100	.00700	.91900	.03278
.260	3.980	-.10760	.02800	.14800	-.10540	.03545	-.00150	.00130	.00600	1.16900	.03233
.260	6.080	-.01130	.02640	.14890	-.00850	.02745	-.00140	.00130	.00300	7.08600	.03164
.260	8.160	.08680	.02810	.15030	.08990	.01548	-.00140	.00140	.00600	.03600	.03217
.260	10.270	.18670	.03670	.15130	.19030	.00282	-.00150	.00140	.00500	.35900	.03152
.260	12.360	.29320	.05080	.15160	.29730	-.01312	-.00160	.00120	.00500	.46400	.03313
.260	14.460	.40720	.07470	.14850	.41300	-.02935	-.00100	.00130	.00400	.51900	.03460
.260	16.570	.52890	.10850	.14270	.53790	-.04687	-.00090	.00200	.00300	.53400	.03670
.260	18.690	.63210	.15260	.13730	.66660	-.06436	-.00120	.00170	.00300	.57600	.03864
.260	20.790	.76660	.20650	.13110	.79000	-.07914	.00030	.00240	.00000	.59100	.04085
.260	22.890	.87540	.28080	.12210	.91370	-.08183	.00160	.00220	-.00100	.60300	.04263
.260	25.000	.98030	.34590	.11760	1.03460	-.10087	.00270	.00200	-.00700	.61000	.04828
GRADIENT		.04672	-.00450	-.00017	.04741	.00092	-.00006	-.00007	.00005	.04555	-.00014

0A110 B24C9M7F6W116E26V8R3X9

(HF6807) (17 MAY 74)

REFERENCE DATA

SREF * 4.4119 SQ.FT. XMRP = 43.5974 INCHES
 LREF * 19.2299 INCHES YMRP = .0000 INCHES
 BREF * 37.9359 INCHES ZMRP = 13.1873 INCHES
 SCALE * .0403 SCALE

PARAMETRIC DATA

BETA = .000 ELE-LI = 15.000
 ELE-LO = 15.000 ELE-RI = 15.000
 ELE-RO = 15.000 SPOBRK = 25.000
 BOFLAP = -12.000 RUDDER = .000

RUN NO. 7/ 0 RN/L = 1.85 GRADIENT INTERVAL = -6.00/ 6.00

MACH	ALPHA	CL	COF	CLM	CN	CAF	CYM	CSL	CY	XCP/L	CAB
.260	-10.320	-.25990	.03480	-.08390	-.26550	.00730	-.00100	.00370	.00200	.53500	.04824
.260	-8.210	-.15770	.04460	-.08690	-.16240	.02167	-.00120	.00340	.00300	.45500	.04893
.260	-6.120	-.05910	.03950	-.08760	-.06300	.03302	-.00130	.00340	.00300	.13900	.04935
.260	-4.040	.03470	.03890	-.08870	.03190	.04133	-.00110	.00340	.00300	1.67400	.04855
.260	-1.980	.13130	.04100	-.08920	.12980	.04561	-.00130	.00330	.00300	.90500	.04849
.260	.090	.22560	.04650	-.09040	.22570	.04617	-.00130	.00310	.00400	.79900	.04798
.260	2.200	.32490	.05480	-.09140	.32680	.04228	-.00150	.00310	.00400	.75500	.04744
.260	4.270	.41660	.06580	-.09050	.42030	.03458	-.00170	.00300	.00500	.73100	.04654
.260	6.390	.51670	.08130	-.09230	.52250	.02332	-.00170	.00310	.00500	.71700	.04585
.260	8.460	.61490	.10150	-.09460	.62310	.00992	-.00180	.00290	.00600	.70800	.04479
.260	10.550	.72730	.12840	-.09950	.73850	-.00695	-.00180	.00340	.00500	.70100	.04566
.260	12.650	.84010	.16330	-.10560	.85550	-.02459	-.00160	.00280	.00400	.69700	.04629
.260	14.780	.95620	.20880	-.11190	.97790	-.04208	-.00140	.00230	.00400	.69400	.04798
.260	16.880	1.07690	.26390	-.11870	1.10720	-.06031	-.00130	.00250	.00400	.69100	.04987
.260	18.950	1.19510	.32890	-.12620	1.23710	-.07709	-.00090	.00440	.00100	.68900	.05214
.260	21.050	1.28220	.41180	-.12730	1.34460	-.07637	.00700	.01160	-.02000	.68700	.05770
.260	23.150	1.36840	.49860	-.13100	1.45440	-.07946	.00150	.00080	.00000	.68500	.06349
.260	25.260	1.45050	.58840	-.13150	1.56290	-.08681	.00110	.00310	-.00300	.68300	.06828
	GRADIENT	.04603	.00323	-.00028	.04682	-.00081	-.00007	-.00005	.00024	-.09768	-.00024

0A118 B26C9M7F0W116E2#V6R5X9

(RFB008) (17 MAY 74)

REFERENCE DATA

SREF = 11.4119 SQ.FT. XMRP = 43.5974 INCHES
 LREF = 19.2299 INCHES YMRP = .0000 INCHES
 BREF = 37.9359 INCHES ZMRP = 15.1675 INCHES
 SCALE = .0495 SCALE

PARAMETRIC DATA

BETA = .000 ELE-LI = 15.000
 ELE-LO = 15.000 ELE-RI = 15.000
 ELE-RO = 15.000 SPDBRK = 25.000
 BDFLAP = -12.000 RUDDER = .000

RUN NO. 8/ 0 RN/L = 1.85 GRADIENT INTERVAL = -6.00/ 6.00

MACH	ALPHA	CL	CDP	CLM	CN	CAF	CYN	CBL	CY	XCP/L	CAB
.260	-10.310	-.26450	.05490	-.08190	-.27010	.00668	-.00090	.00390	.00200	.34000	.04852
.260	-8.220	-.16200	.04450	-.06520	-.16670	.02089	-.00120	.00360	.00200	.46300	.04949
.260	-6.110	-.06240	.03980	-.06680	-.06620	.03297	-.00120	.00370	.00300	.17000	.04884
.260	-4.050	.03250	.03890	-.08780	.02970	.04112	-.00110	.00380	.00300	1.73800	.04868
.260	-1.950	.13070	.04130	-.08840	.12920	.04583	-.00100	.00400	.00300	.90400	.04796
.260	.100	.22340	.04580	-.08940	.22340	.04544	-.00090	.00400	.00300	.79900	.04829
.260	2.180	.31790	.05380	-.08970	.31970	.04174	-.00110	.00390	.00200	.75500	.04718
.260	4.260	.40930	.06440	-.08840	.41290	.03388	-.00100	.00380	.00200	.73000	.04637
.260	6.340	.50630	.07960	-.08930	.51200	.02324	-.00130	.00360	.00400	.71600	.04518
.260	8.450	.60760	.09970	-.09120	.61570	.00930	-.00130	.00340	.00400	.70800	.04478
.260	10.520	.71540	.12620	-.09410	.72650	-.00651	-.00130	.00380	.00400	.69900	.04440
.260	12.630	.82470	.15960	-.09840	.83970	-.02460	-.00110	.00290	.00400	.69300	.04609
.260	14.730	.93770	.20390	-.10340	.95880	-.04157	-.00080	.00270	.00200	.69100	.04686
.260	16.850	1.03740	.25720	-.11040	1.08660	-.06041	-.00050	.00220	.00100	.68900	.04914
.260	18.950	1.17780	.32260	-.11800	1.21870	-.07741	-.00080	.00540	.00100	.68700	.05138
.260	21.040	1.26660	.40520	-.12070	1.32760	-.07655	.00760	.01290	-.02200	.68500	.05870
.260	23.150	1.35950	.49410	-.12520	1.44430	-.08010	.00180	.00150	-.00100	.68400	.08242
.260	25.260	1.44040	.58340	-.12580	1.55160	-.08716	.00160	.00460	-.00500	.68100	.06703
	GRADIENT	.04334	.00306	-.00012	.04612	-.00089	.00000	-.00000	-.00014	-.10447	-.00026

Q4118 B26C9N7F8W116E28V8R3X9

(RF6018) (17 MAY 74)

REFERENCE DATA

SREF = 4.4119 SQ.FT. XMRP = 43.5974 INCHES
 LREF = 19.2299 INCHES YMRP = .0000 INCHES
 BREF = 37.9559 INCHES ZMRP = 15.1875 INCHES
 SCALE = .0403 SCALE

PARAMETRIC DATA

BETA = .000 ELE-L1 = -5.000
 ELE-LO = -5.000 ELE-R1 = -5.000
 ELE-RO = -5.000 SPOBRK = 25.000
 BDFLAP = -12.000 RUDDER = .000

RUN NO. 10/ 0 RM/L = 1.85 GRADIENT INTERVAL = -6.00/ 6.00

MACH	ALPHA	CL	COF	CLM	CN	CAP	CYM	CBL	CY	XCP/L	CAB
.260	-10.540	-.88490	.10980	.11110	-.69340	-.01751	.00050	.00510	.00200	.71100	.03654
.260	-8.430	-.57800	.08260	.10350	-.58390	-.00509	-.00050	.00430	.00300	.71700	.03752
.260	-6.360	-.47900	.06300	.09920	-.48320	.01156	-.00070	.00400	.00500	.72700	.03751
.260	-4.250	-.37720	.05170	.09700	-.38000	.02364	-.00080	.00360	.00400	.74600	.03649
.260	-2.170	-.27900	.04060	.09600	-.28040	.03002	-.00090	.00350	.00400	.77800	.03719
.260	-.110	-.18300	.03390	.09560	-.18300	.03558	-.00110	.00350	.00500	.84400	.03632
.260	1.990	-.08360	.02890	.09610	-.08250	.03181	-.00090	.00390	.00400	1.08000	.03677
.260	4.080	.01440	.02750	.09630	.01630	.02645	-.00090	.00360	.00300	-1.51100	.03666
.260	6.160	.11300	.03060	.09630	.11570	.01828	-.00080	.00360	.00300	.34500	.03485
.260	8.250	.21530	.03730	.09540	.21840	.00604	-.00080	.00380	.00200	.49100	.03435
.260	10.340	.31760	.04760	.09560	.32100	-.01015	-.00080	.00410	.00300	.94200	.03640
.260	12.440	.42620	.06850	.09460	.43100	-.02493	-.00360	.00380	.00200	.57100	.03592
.260	14.540	.53800	.09510	.09080	.54470	-.04302	-.00020	.00320	.00000	.59000	.03849
.260	16.640	.65880	.13360	.08380	.66950	-.06061	-.00010	.00360	.00000	.60600	.03995
.260	18.750	.78100	.18280	.07480	.79840	-.07793	-.00030	.00440	.00000	.61700	.04102
.260	20.860	.90190	.24540	.06740	.93010	-.09213	.00210	.00530	-.00500	.62500	.04414
.260	22.960	1.00120	.32230	.06180	1.04760	-.09385	.00250	.00470	-.00500	.63000	.04724
.260	25.060	1.09980	.39250	.05930	1.16230	-.11034	.00330	.00410	-.01100	.63300	.05205
GRADIENT		.04700	-.00288	-.00006	.04757	.00035	-.00001	.00001	-.00010	-.20276	-.00000

OA110 B26C9HTF6W110E26V0R5X9

(RF6011) (17 MAY 74)

REFERENCE DATA

BREF = 4.4119 SQ.FT. XMRP = 43.5974 INCHES
 LREF = 19.2299 INCHES YMRP = .0000 INCHES
 BREF = 37.9359 INCHES ZMRP = 15.1875 INCHES
 SCALE = .0405 SCALE

PARAMETRIC DATA

BETA = .000 ELE-LI = -5.000
 ELE-LO = -5.000 ELE-RI = -9.000
 ELE-RO = -5.000 SPOBRK = 25.000
 BDFLAP = -12.000 RUDDER = .000

RUN NO. 11/ 0 RN/L = 1.05 GRADIENT INTERVAL = -6.00/ 6.00

MACH	ALPHA	CL	CDP	CLM	CN	CAF	CYN	CBL	CY	XCP/L	CAB
.260	-10.540	-.70410	.11210	.12000	-.71270	-.01065	.00010	.00470	.00200	.71400	.03566
.260	-8.440	-.59260	.08510	.11150	-.59870	-.00280	-.00060	.00410	.00400	.72000	.03575
.260	-6.360	-.49300	.06620	.10710	-.49730	.01115	-.00080	.00360	.00400	.73100	.03663
.260	-4.260	-.39480	.05110	.10440	-.39730	.02160	-.00110	.00320	.00300	.74000	.03717
.260	-2.170	-.29540	.04140	.10310	-.29470	.03027	-.00120	.00280	.00400	.78000	.03599
.260	-.120	-.19850	.03290	.10320	-.19850	.03253	-.00120	.00280	.00400	.84300	.03651
.260	1.980	-.10080	.02870	.10390	-.09980	.03220	-.00120	.00290	.00500	1.03500	.03550
.260	4.070	-.00200	.02690	.10410	-.00010	.02707	-.00110	.00310	.00400	32.76700	.03523
.260	6.160	.09710	.02870	.10420	.09970	.01809	-.00090	.00320	.00300	.26700	.03474
.260	8.230	.19460	.03420	.10460	.19750	.00606	-.00100	.00320	.00200	.45600	.03433
.260	10.330	.29730	.04560	.10440	.30070	-.00820	-.00120	.00320	.00300	.52400	.03422
.260	12.430	.40480	.06420	.10370	.40920	-.02448	-.00090	.00320	.00200	.59600	.03558
.260	14.500	.52090	.09200	.10040	.52730	-.04138	-.00050	.00260	.00200	.58200	.03720
.260	16.620	.64090	.12970	.09310	.65120	-.05900	-.00040	.00320	.00000	.59900	.03872
.260	18.740	.76490	.17820	.08570	.78160	-.07701	-.00060	.00390	.00000	.61100	.04059
.260	20.860	.88500	.23970	.07710	.91240	-.09119	.00110	.00430	-.00300	.62100	.04215
.260	22.950	.98830	.31810	.06770	1.03420	-.09248	.00230	.00410	-.00500	.62800	.04614
.260	25.070	1.09350	.38950	.06390	1.15530	-.11054	.00310	.00370	-.01000	.63100	.05177
	GRADIENT	.04701	-.00293	.00001	.04756	.00061	.00000	-.00000	.00014	3.09533	-.00021

OA118 B26C9HTF6W116E2B0R5X9

(RF0012) (17 MAY 74)

REFERENCE DATA

XREF = 4.4119 84.FT. XMRP = 45.5974 INCHES
 LREF = 19.2299 INCHES YMRP = .0000 INCHES
 BREF = 37.9359 INCHES ZMRP = 15.1875 INCHES
 SCALE = .0405 SCALE

PARAMETRIC DATA

BETA = .000 ELE-LI = 10.000
 ELE-LO = 10.000 ELE-RI = 10.000
 ELE-RO = 10.000 SPDBRK = 25.000
 BDFLAP = -12.000 RUDDER = .000

RUN NO. 12/ 0 RN/L = 1.65 GRADIENT INTERVAL = -6.00/ 6.00

MACH	ALPHA	CL	CDP	CLM	CN	CAF	CYM	CBL	CY	XCP/L	CAB
.260	-10.320	-.38440	.06000	-.03660	-.36930	-.00627	-.00070	.00340	.00200	.61500	.04614
.260	-6.220	-.25990	.04670	-.04010	-.26390	.00905	-.00110	.00300	.00300	.59600	.04648
.260	-6.140	-.16020	.03900	-.04230	-.16350	.02168	-.00130	.00290	.00300	.55600	.04670
.260	-4.050	-.06600	.03510	-.04270	-.06830	.03041	-.00140	.00300	.00300	.42100	.04607
.260	-1.970	.03170	.03390	-.04310	.03060	.03506	-.00130	.00310	.00300	1.17000	.04600
.260	.090	.12810	.03630	-.04320	.12810	.03612	-.00130	.00330	.00300	.77600	.04539
.260	2.170	.22360	.04160	-.04360	.22500	.03317	-.00140	.00320	.00300	.72300	.04501
.260	4.260	.32180	.04970	-.04400	.32460	.02569	-.00140	.00320	.00300	.70200	.04430
.260	6.360	.41970	.06190	-.04560	.42400	.01498	-.00140	.00310	.00400	.69100	.04333
.260	8.460	.51910	.07770	-.04730	.52490	.00051	-.00160	.00310	.00400	.68500	.04330
.260	10.530	.61900	.10000	-.04710	.62690	-.01478	-.00140	.00310	.00300	.67900	.04297
.260	12.610	.72450	.12930	-.04970	.73530	-.03199	-.00110	.00270	.00300	.67700	.04400
.260	14.730	.84110	.16960	-.05450	.85660	-.04984	-.00090	.00230	.00300	.67500	.04548
.260	16.830	.96310	.22130	-.06350	.98780	-.08758	-.00060	.00170	.00300	.67500	.04689
.260	18.960	1.08570	.28250	-.07100	1.11660	-.08560	-.00080	.00530	.00100	.67500	.04868
.260	21.060	1.18360	.36360	-.07560	1.23520	-.08612	.00720	.01150	-.02000	.67400	.05330
.260	23.140	1.27310	.44600	-.07890	1.34780	-.09103	.00240	.00300	-.00400	.67300	.05875
.260	25.260	1.36690	.53620	-.08460	1.46690	-.09932	.00150	.00480	-.00700	.67300	.06382
	GRADIENT	.04660	.00178	-.00015	.04722	-.00055	-.00000	.00002	-.00000	.00597	-.00022

0A118 B28C9HTF8W116E26V8R5X8

(RFB013) (17 MAY 74)

REFERENCE DATA

XREP = 4.4119 SQ.FT. XMRP = 43.5874 INCHES
 LREP = 18.2299 INCHES YMRP = .0000 INCHES
 BREP = 37.9359 INCHES ZMRP = 15.1875 INCHES
 SCALE = .0405 SCALE

PARAMETRIC DATA

BETA = .000 ELE-LI = 10.000
 ELE-LO = 10.000 ELE-RI = 10.000
 ELE-RO = 10.000 SPDBRK = 23.000
 BDFLAP = -12.000 RUDDER = .000

RUN NO. 13/ 0 RN/L = 1.85 GRADIENT INTERVAL = -8.00/ 6.00

MACH	ALPHA	CL	CDP	CLM	CN	CAF	CYN	CBL	CY	XCP/L	CAB
.200	-10.350	-.37350	.06200	-.03400	-.37860	-.00607	-.00060	.00340	.00200	.61900	.04489
.260	-8.250	-.27020	.04780	-.03670	-.27420	.00853	-.00110	.00330	.00300	.60200	.04558
.260	-6.180	-.16980	.03880	-.03890	-.17300	.02031	-.00130	.00320	.00300	.56900	.04690
.260	-4.090	-.07320	.03480	-.03910	-.07550	.02955	-.00120	.00330	.00300	.46100	.04617
.260	-1.990	.02290	.03380	-.03970	.02170	.03464	-.00120	.00330	.00300	1.32500	.04571
.260	.060	.11930	.03550	-.04010	.11930	.03538	-.00120	.00330	.00300	.77500	.04562
.260	2.150	.21540	.04090	-.04110	.21680	.03284	-.00120	.00340	.00200	.72200	.04438
.260	4.240	.31180	.04870	-.04190	.31460	.02557	-.00110	.00340	.00300	.70100	.04392
.260	6.330	.41160	.06040	-.04340	.41580	.01464	-.00120	.00340	.00300	.69000	.04325
.260	8.410	.51260	.07630	-.04550	.51820	.00053	-.00130	.00330	.00400	.68400	.04295
.260	10.500	.61970	.09880	-.04780	.62340	-.01498	-.00130	.00330	.00400	.68000	.04269
.260	12.600	.72600	.12950	-.05200	.73680	-.03218	-.00100	.00280	.00400	.67800	.04382
.260	14.710	.84640	.17040	-.05880	.86190	-.05018	-.00070	.00260	.00300	.67700	.04557
.260	16.800	.97000	.22160	-.06800	.99270	-.06836	-.00040	.00230	.00200	.67700	.04749
.260	18.940	1.09150	.28340	-.07640	1.12440	-.08626	-.00060	.00560	.00100	.67700	.04982
.260	21.040	1.19300	.36570	-.08210	1.24470	-.08713	.00750	.01130	-.02000	.67600	.05461
.260	23.130	1.28410	.45420	-.08970	1.35930	-.08681	.00050	.00300	.00000	.67600	.06040
.260	25.220	1.37770	.53830	-.09090	1.47570	-.10008	.00130	.00440	-.00500	.67400	.06500
GRADIENT		.04627	.00168	-.00034	.04689	-.00047	.00001	.00001	-.00005	-.00569	-.00026

0A118 B20C9H7F0W116E24V0R5X9

(RFD014) (17 MAY 74)

REFERENCE DATA

BREF = 4.4119 38.FT. YMRP = 43.3974 INCHES
 LREF = 19.2299 INCHES YHRP = .0000 INCHES
 BREF = 37.9399 INCHES ZMRP = 15.1873 INCHES
 SCALE = .0405 SCALE

PARAMETRIC DATA

BETA = .000 ELE-L1 = -15.000
 ELE-LO = -15.000 ELE-R1 = -15.000
 ELE-RO = -15.000 SPOBRK = 29.000
 80FLAP = -12.000 RUDDER = .000

RUN NO. 14/ 0 RN/L = 1.85 GRADIENT INTERVAL = -8.00/ 8.00

MACH	ALPHA	CL	CDP	CLM	CN	CAF	CYN	CBL	CT	XCP/L	CAB
.260	-10.650	-.89350	.16280	.20770	-.90830	-.00519	.00070	.00340	.00100	.73600	.02923
.260	-8.540	-.76810	.12490	.19120	-.77810	.00948	-.00030	.00320	.00500	.74200	.03014
.260	-6.450	-.66610	.09850	.18460	-.67290	.02303	-.00040	.00370	.00500	.75300	.03203
.260	-4.370	-.57120	.07900	.18160	-.57560	.03524	-.00060	.00330	.00500	.76800	.03198
.260	-2.270	-.47100	.06360	.17970	-.47320	.04498	-.00080	.00280	.00400	.79100	.03072
.260	-.210	-.37520	.05000	.17920	-.37540	.04866	-.00100	.00280	.00500	.82700	.03119
.260	1.890	-.27670	.04010	.17910	-.27720	.04932	-.00110	.00260	.00500	.88900	.03059
.260	3.930	-.18270	.03320	.17940	-.18000	.04570	-.00110	.00260	.00500	1.01600	.03035
.260	6.030	-.08640	.02900	.18030	-.08280	.03801	-.00100	.00280	.00400	1.45200	.03013
.260	8.140	.01310	.02940	.18180	.01710	.02727	-.00100	.00300	.00500	-3.25200	.02973
.260	10.220	.10890	.03450	.18440	.11330	.01466	-.00100	.00300	.00500	.05300	.03043
.260	12.300	.21000	.04560	.18510	.21490	-.00017	-.00100	.00300	.00300	.35500	.03156
.260	14.410	.32430	.06660	.18260	.33070	-.01621	-.00060	.00240	.00200	.44800	.03318
.260	16.500	.44360	.09690	.17770	.45260	-.03315	-.00060	.00300	.00200	.50700	.03472
.260	18.640	.56490	.13710	.17380	.57910	-.05064	-.00060	.00390	.00100	.54100	.03729
.260	20.740	.68040	.18950	.16800	.70340	-.06371	.00070	.00410	.00000	.56400	.03799
.260	22.840	.78920	.25720	.16080	.82720	-.06938	.00160	.00360	-.00300	.58800	.04067
.260	24.950	.88950	.31660	.15920	.94000	-.08821	.00270	.00340	-.01000	.58900	.04565
GRADIENT		.04689	-.00555	-.00024	.04755	.00122	-.00006	-.00008	.00005	.02877	-.00016

OAL18 B28C9M7F8W118E28V8R5X9

(DF6015) (17 MAY 74)

REFERENCE DATA

SREF = 4.4119 SQ.FT. XMRP = 43.5974 INCHES
 LREF = 19.2299 INCHES YMRP = .0000 INCHES
 BREF = 37.9359 INCHES ZMRP = 15.1875 INCHES
 SCALE = .0405 SCALE

PARAMETRIC DATA

BETA = .000 ELE-L1 = -15.000
 ELE-LO = -15.000 ELE-R1 = -15.000
 ELE-RO = -15.000 SPOBRK = 25.000
 BDFLAP = -12.000 RUDDER = .000

RUN NO. 15/ 0 RN/L = 1.85 GRADIENT INTERVAL = -6.00/ 6.00

MACH	ALPHA	CL	CDP	CLM	CN	CAF	CYN	CBL	CY	XCP/L	CAB
.260	-10.660	-.90620	.16370	.21360	-.92120	-.00481	.00060	.00370	.00300	.73700	.02875
.260	-8.570	-.77820	.12580	.19600	-.78830	.00843	-.00030	.00330	.00500	.74300	.03135
.260	-6.480	-.67730	.10070	.18990	-.66440	.02365	-.00030	.00350	.00600	.75400	.03129
.260	-4.390	-.58080	.08070	.18680	-.58530	.03605	-.00070	.00320	.00500	.76900	.03093
.260	-2.310	-.48400	.06390	.18540	-.48620	.04431	-.00100	.00270	.00600	.79200	.03122
.260	-.210	-.38650	.05100	.18500	-.38670	.04960	-.00100	.00260	.00600	.82800	.03032
.260	1.680	-.29030	.04000	.18620	-.28880	.04951	-.00120	.00250	.00600	.86900	.03059
.260	3.940	-.19460	.03320	.18550	-.19190	.04654	-.00100	.00250	.00500	1.00800	.02966
.260	6.010	-.09960	.02830	.18660	-.09600	.03886	-.00110	.00260	.00500	1.36700	.02958
.260	8.120	-.00440	.02810	.18810	-.00030	.02852	-.00110	.00250	.00500	32.76700	.02919
.260	10.180	.08980	.03190	.19120	.09410	.01553	-.00110	.00270	.00500	-.09500	.03029
.260	12.290	.19580	.04390	.19290	.20070	.00120	-.00130	.00280	.00400	.29800	.03106
.260	14.380	.30710	.06370	.18960	.31330	-.01457	-.00080	.00210	.00300	.42900	.03238
.260	16.500	.42970	.09390	.18500	.43870	-.03205	-.00070	.00270	.00300	.49600	.03461
.260	18.610	.54780	.13350	.18230	.56170	-.04831	-.00070	.00380	.00300	.53200	.03616
.260	20.720	.66560	.18490	.17680	.68800	-.06256	.00060	.00410	.00100	.55700	.03824
.260	22.820	.77490	.25310	.16860	.81240	-.06736	.00150	.00320	-.00100	.57500	.03962
.260	24.930	.88020	.31360	.16650	.93030	-.08702	.00280	.00350	-.00900	.58600	.04531
GRADIENT		.04638	-.00571	-.00009	.04725	.00126	-.00004	-.00006	.00000	.02759	-.00015

04110 BR2C0MTF6W110E26V0R5X9

(2F6010) (17 MAY 74)

REFERENCE DATA

SREF = 4.4119 SQ.FT. XMRP = 43.5974 INCHES
 LREF = 19.2299 INCHES YMRP = .0000 INCHES
 SREF = 37.9359 INCHES ZMRP = 15.1875 INCHES
 SCALE = .0405 SCALE

PARAMETRIC DATA

BETA = .000 ELE-LI = 20.000
 ELE-LO = 20.000 ELE-RI = 20.000
 ELE-RO = 20.000 SPOBR = 25.000
 BDFLAP = -12.000 RUDDER = .000

RUN NO. 16/ 0 RN/L = 1.85 GRADIENT INTERVAL = -6.00/ 6.00

MACH	ALPHA	CL	CDP	CLM	CN	CAF	CYM	CBL	CY	XCP/L	CAB
.260	-10.190	-.13570	.05400	-.14050	-.14320	.02918	-.00130	.00050	.00600	.29100	.05022
.260	-8.120	-.03900	.04790	-.14310	-.04540	.04197	-.00140	.00020	.00700	-.50600	.05176
.260	-6.030	.05400	.04760	-.14380	.04870	.05311	-.00110	.00030	.00700	1.73700	.05130
.260	-3.960	.14560	.04910	-.14410	.14190	.05909	-.00110	.00030	.00800	1.02500	.05169
.260	-1.870	.23810	.05460	-.14400	.23620	.06243	-.00090	.00040	.00700	.87600	.05094
.260	.200	.33030	.06350	-.14310	.33050	.06239	-.00090	.00040	.00700	.81100	.05007
.260	2.260	.42170	.07440	-.14160	.42430	.05754	-.00090	.00050	.00700	.77400	.04932
.260	4.350	.51040	.08880	-.13990	.51370	.04987	-.00060	.00020	.00600	.75200	.04835
.260	6.460	.61480	.10930	-.14430	.62320	.03941	-.00090	.00020	.00800	.73700	.04744
.260	8.520	.71740	.13320	-.14820	.72920	.02538	-.00120	.00040	.00900	.72600	.04779
.260	10.670	.89980	.17180	-.16750	.87670	.00963	-.00160	-.00070	.01000	.72200	.04675
.260	12.750	.96910	.21140	-.17270	.99190	-.00774	-.00160	-.00110	.01000	.71600	.04896
.260	14.860	1.08150	.26020	-.17790	1.11200	-.02595	-.00140	-.00220	.01000	.71100	.05042
.260	16.960	1.20260	.32020	-.18630	1.24380	-.04464	-.00200	.00000	.01100	.70700	.05265
.260	19.080	1.30310	.39560	-.18710	1.36080	-.05215	.00450	.00570	-.00700	.70200	.05649
.260	21.150	1.38790	.47740	-.18220	1.44800	-.04845	.00200	.00240	.00100	.69800	.06231
.260	23.260	1.46610	.56850	-.19000	1.57150	-.03869	.00000	-.00090	.00500	.69600	.06771
.260	25.330	1.51670	.64670	-.17830	1.64760	-.06457	.00210	.00310	-.00500	.69100	.07197
	GRADIENT	.04397	.00478	.00052	.04505	-.00112	.00005	-.00000	-.00019	-.03122	-.00040

0A118 B26C9M7F8W118E28V8SXS

(RF6017) (17 MAY 74)

REFERENCE DATA

BREF = 4.4119 SQ.FT. XMRP = 43.5974 INCHES
 LREF = 19.2299 INCHES YMRP = .0000 INCHES
 BREF = 37.9359 INCHES ZMRP = 15.1875 INCHES
 SCALE = .0403 SCALE

PARAMETRIC DATA

BETA = .000 ELE-LI = 20.000
 ELE-LO = 20.000 ELE-RI = 20.000
 ELE-RO = 20.000 SPDBRK = 25.000
 BDFLAP = -12.000 RUDDER = .000

RUN NO. 177 0 RM/L = 1.85 GRADIENT INTERVAL = -6.00/ 6.00

MACH	ALPHA	CL	CD	CLM	CN	CAP	CYN	CBL	CY	XCP/L	CAB
.260	-10.240	-.19350	.05480	-.13200	-.16080	.02664	-.00150	.00010	.00700	.35000	.05034
.260	-8.130	-.09280	.04820	-.13500	-.05890	.04029	-.00180	-.00020	.00800	-.19000	.05145
.260	-6.060	.04120	.04770	-.13620	.03590	.05181	-.00170	-.00020	.00900	2.04400	.05082
.260	-3.980	.13550	.04950	-.13750	.13180	.05864	-.00180	-.00010	.01000	1.03600	.05102
.260	-1.920	.22560	.05470	-.13780	.22370	.06232	-.00160	.00000	.00900	.07600	.05024
.260	.160	.32000	.06210	-.13760	.32010	.06119	-.00150	.00000	.01100	.61000	.05049
.260	2.240	.41220	.07280	-.13650	.41470	.05659	-.00120	-.00030	.00900	.77300	.04974
.260	4.320	.50200	.08720	-.13470	.50710	.04912	-.00090	-.00060	.00900	.74900	.04856
.260	6.420	.60120	.10630	-.13730	.60930	.03839	-.00120	.00000	.01000	.73500	.04770
.260	8.530	.70780	.13110	-.14210	.71940	.02459	-.00150	.00020	.01000	.72400	.04734
.260	10.610	.83750	.16500	-.15600	.85360	.00790	-.00160	-.00050	.01000	.71900	.04904
.260	12.700	.94510	.20400	-.16000	.96690	-.00886	-.00150	-.00110	.01100	.71300	.04856
.260	14.820	1.03400	.25140	-.16340	1.08330	-.02660	-.00130	-.00210	.01000	.70700	.04964
.260	16.930	1.16950	.30900	-.17020	1.20880	-.04487	-.00170	.00000	.01000	.70300	.05137
.260	19.030	1.27590	.38020	-.17160	1.33020	-.05662	.00200	.00320	.00000	.69900	.05386
.260	21.100	1.34110	.46480	-.16650	1.41850	-.04936	.00250	.00250	.00000	.69500	.06063
.260	23.230	1.44820	.55830	-.17760	1.54920	-.05733	.00040	-.00080	.00400	.69400	.06637
.260	25.310	1.50440	.63860	-.16940	1.63300	-.06603	.00250	.00380	-.00600	.69000	.07085
	GRADIENT	.04430	.00452	.00033	.04536	-.00119	.00011	-.00006	-.00010	-.03266	-.00026

04118 BE6C9M7F8M118E43V6R9X9

(AF0018) (04 JUN 74)

REFERENCE DATA

SREF = 4.4118 SQ.FT. XMRP = 43.3974 INCHES
 LREF = 19.2299 INCHES YMRP = .0000 INCHES
 BREF = 37.9359 INCHES ZMRP = 18.1675 INCHES
 SCALE = .0403 SCALE

PARAMETRIC DATA

BETA = .000 ELE-LI = .000
 ELE-LO = .000 ELE-RI = .000
 ELE-RO = .000 SPDRK = 25.000
 BDFLAP = -12.000 RUDDER = .000
 ELE-OR = .000 AIL-OR = .000

RUN NO. 18/ 0 RN/L = 1.85 GRADIENT INTERVAL = -6.00/ 6.00

MACH	ALPHA	CL	CDP	CLM	CN	CAF	CYN	CBL	CY	KCP/L	CAB
.200	-10.550	-.57150	.08720	.05650	-.57780	-.01886	-.00070	.00430	.00500	.68880	.04120
.200	-8.430	-.46770	.08690	.05110	-.47240	-.00296	-.00100	.00370	.00500	.69200	.04177
.200	-6.340	-.36580	.09250	.04820	-.36930	.01173	-.00150	.00310	.00500	.70080	.04115
.200	-4.240	-.26850	.04180	.04690	-.27080	.02192	-.00140	.00280	.00500	.71600	.04123
.200	-2.140	-.17030	.03540	.04690	-.17150	.02908	-.00140	.00270	.00500	.75200	.04033
.200	-.030	-.07430	.03060	.04690	-.07440	.03058	-.00140	.00290	.00400	.88400	.04077
.200	2.060	.02400	.03000	.04680	.02510	.02913	-.00140	.00290	.00400	-.03200	.04023
.200	4.130	.12240	.03170	.04640	.12440	.02264	-.00150	.00310	.00200	.91400	.04034
.200	6.240	.22160	.03760	.04560	.22440	.01328	-.00140	.00300	.00300	.97700	.03894
.200	8.350	.32640	.04620	.04370	.32990	.00043	-.00150	.00290	.00300	.60300	.03861
.200	10.480	.42970	.06330	.04320	.43400	-.01583	-.00160	.00300	.00200	.61500	.03949
.200	12.550	.53430	.08570	.04300	.54010	-.03249	-.00160	.00290	.00100	.62200	.04016
.200	14.680	.64600	.11780	.03920	.65670	-.05023	-.00100	.00250	.00000	.63000	.04161
.200	16.800	.77280	.16090	.03090	.78830	-.06945	-.00050	.00200	-.00100	.63700	.04382
.200	18.940	.89700	.21560	.02370	.91840	-.08732	-.00050	.00370	-.00200	.64200	.04528
.200	21.050	1.01350	.28570	.01550	1.04850	-.09753	.00380	.00370	-.01200	.64600	.04853
.200	23.170	1.10720	.36430	.01200	1.16120	-.10065	.00270	.00410	-.01000	.64800	.05282
.200	25.290	1.20540	.44580	.00730	1.28030	-.11195	.00080	.00350	-.00800	.65000	.05825
GRADIENT		.04661	-.00122	-.00005	.04713	.00009	.00001	.00004	-.00033	-.05693	-.00009

0A118 RZ6C9M7F0M116E43V8R5X9

(RFG010) (17 MAY 74)

REFERENCE DATA

BREF = 4.4119 38.FT. XMRP = 43.9974 INCHES
 LREF = 19.2299 INCHES YMRP = .0000 INCHES
 BREF = 37.9339 INCHES ZMRP = 15.1875 INCHES
 SCALE = .0409 SCALE

PARAMETRIC DATA

BETA = .000 ELE-LI = .000
 ELE-LO = .000 ELE-RI = .000
 ELE-RO = .000 SPDRK = 29.800
 BDPLAP = -12.000 RUDDER = .000

RUN NO. 19/ 0 RM/L = 1.42 GRADIENT INTERVAL = -6.00/ 6.00

MACH	ALPHA	CL	CDP	CLM	CN	CAF	CYN	CBL	CY	XCP/L	CAB
.200	-10.390	-.59850	.08650	.05660	-.56480	-.01566	-.00020	.00420	.00400	.68900	.04083
.200	-8.330	-.45490	.06520	.03050	-.45980	-.00133	-.00070	.00420	.00500	.69200	.04139
.200	-6.240	-.35540	.05120	.04760	-.35880	.01223	-.00120	.00320	.00500	.70000	.04156
.200	-4.170	-.25660	.04250	.04600	-.26100	.02356	-.00140	.00280	.00600	.71700	.03967
.200	-2.080	-.16690	.03550	.04610	-.16770	.02921	-.00140	.00270	.00500	.75500	.04043
.200	-.020	-.07110	.03180	.04530	-.07110	.03176	-.00150	.00260	.00900	.88600	.03946
.200	2.050	.02630	.03060	.04590	.02740	.02965	-.00150	.00270	.00400	.03600	.03975
.200	4.100	.12030	.03270	.04530	.12240	.02402	-.00140	.00290	.00400	.51500	.03999
.200	6.170	.21660	.03850	.04480	.21950	.01498	-.00160	.00280	.00400	.57700	.03813
.200	8.240	.31660	.04800	.04290	.32020	.00215	-.00170	.00260	.00400	.60200	.03633
.200	10.330	.41780	.06280	.04220	.42230	-.01315	-.00170	.00290	.00400	.61500	.03617
.200	12.420	.52020	.08450	.04290	.52620	-.02956	-.00160	.00260	.00200	.62200	.03689
.200	14.490	.63050	.11390	.04090	.63890	-.04747	-.00110	.00250	.00000	.62800	.04132
.200	16.600	.74820	.15440	.03400	.76180	-.06599	-.00070	.00150	.00000	.63500	.04281
.200	18.700	.86830	.20600	.02620	.88860	-.08335	-.00070	.00320	.00000	.64100	.04400
.200	20.790	.98350	.26450	.02050	1.01340	-.10189	-.00060	.00470	-.00100	.64400	.04712
.200	22.870	1.08390	.33140	.01220	1.13530	-.09759	.00260	.00620	-.00600	.64600	.05179
.200	24.950	1.17410	.42120	.01210	1.24220	-.11351	.00330	.00400	-.01200	.64800	.05533
	GRADIENT	.04599	-.00118	-.00008	.04653	.00007	-.00000	.00001	-.00024	-.05427	-.00004

OA110 B20C9M7F8W110E43V0R5X9

(RFB020) (17 MAY 74)

REFERENCE DATA

SREF = 4.4119 SQ-FT. YMRP = 43.9974 INCHES
 LREF = 19.2299 INCHES WRP = .0000 INCHES
 BREF = 37.9339 INCHES ZMRP = 15.1879 INCHES
 SCALE = .0405 SCALE

PARAMETRIC DATA

BETA = .000 ELE-L1 = 5.000
 ELE-LO = 9.000 ELE-R1 = 5.000
 ELE-RO = 5.000 SPOBRK = 25.000
 BDFLAP = -12.000 RUDDER = .000

RUN NO. 20/ 0 RN/L = 1.05 GRADIENT INTERVAL = -6.00/ 6.00

MACH	ALPHA	CL	CDP	CLM	CN	CAP	CYM	CBL	CY	XCP/L	CAB
.260	-10.480	-.48490	.07410	.01720	-.49030	-.01328	.00000	.00630	.00100	.66500	.04382
.260	-8.360	-.37950	.05620	.01310	-.38370	.00037	-.00030	.00580	.00200	.66400	.04462
.260	-6.290	-.28250	.04450	.01080	-.28370	.01335	-.00060	.00540	.00200	.66600	.04508
.260	-4.160	-.18420	.03760	.00980	-.18650	.02420	-.00060	.00530	.00100	.67100	.04390
.260	-2.090	-.09050	.03300	.00960	-.09170	.02968	-.00070	.00530	.00100	.69100	.04387
.260	.030	.01020	.03110	.00980	.01020	.03117	-.00060	.00560	.00100	.29900	.04358
.260	2.120	.10520	.03280	.00950	.10640	.02891	-.00070	.00560	.00000	.61900	.04298
.260	4.250	.20610	.03840	.00900	.20840	.02299	-.00080	.00540	.00000	.63600	.04162
.260	6.320	.30500	.04620	.00800	.30830	.01235	-.00080	.00540	-.00100	.64200	.04122
.260	8.410	.40880	.05930	.00660	.41310	-.00110	-.00080	.00550	-.00100	.64600	.04050
.260	10.540	.50960	.07670	.00680	.51500	-.01780	-.00080	.00550	-.00200	.64700	.04123
.260	12.630	.61370	.10220	.00670	.62120	-.03451	-.00050	.00570	-.00300	.64800	.04181
.260	14.750	.72910	.13740	.00270	.74010	-.05272	.00010	.00510	-.00600	.65000	.04346
.260	16.890	.85250	.18450	-.00450	.86930	-.07114	.00060	.00450	-.00700	.65400	.04490
.260	18.990	.97320	.24080	-.01150	.99860	-.08907	.00010	.00700	-.00900	.65600	.04655
.260	21.140	1.08900	.31670	-.01870	1.12990	-.09748	.00340	.00990	-.02100	.65800	.04998
.260	23.240	1.18220	.39950	-.02500	1.24390	-.09952	.00310	.00610	-.01500	.65900	.05510
.260	25.370	1.27370	.48450	-.02760	1.35840	-.10813	.00160	.00700	-.01500	.65900	.05978
GRADIENT		.04643	.00007	-.00009	.04698	-.00015	-.00002	.00002	-.00014	-.00688	-.00026

OA118 B26C9M7F0W116E43V0R9X9

(AF0021) (04 JUN 74)

REFERENCE DATA

BREF = 4.4119 SQ.FT. XMRP = 43.5974 INCHES
 LREF = 19.2299 INCHES YMRP = .0000 INCHES
 BREF = 37.9359 INCHES ZMRP = 15.1075 INCHES
 SCALE = .0403 SCALE

PARAMETRIC DATA

BETA = .000 ELE-LI = 10.000
 ELE-LO = 10.000 ELE-RI = 10.000
 ELE-RO = 10.000 SPDBRK = 25.000
 BDFLAP = -12.000 RUDDER = .000
 ELE-OB = 10.000 AIL-OB = 10.000

RUN NO. 21/ 0 RN/L = 1.85 GRADIENT INTERVAL = -6.00/ 6.00

MACH	ALPHA	CL	CDP	CLM	CN	CAF	CYN	CBL	CY	XCP/L	CAB
.260	-10.430	-.38440	.06200	-.02890	-.38930	-.00866	-.00020	.00480	.00200	.62400	.04713
.260	-8.320	-.28210	.04870	-.03250	-.28620	.00732	-.00070	.00440	.00200	.61000	.04709
.260	-6.190	-.18130	.04010	-.03460	-.18460	.02037	-.00090	.00430	.00300	.58300	.04731
.260	-4.080	-.06460	.03560	-.03540	-.08710	.02949	-.00110	.00430	.00300	.50200	.04715
.260	-2.030	.00980	.03400	-.03560	.00860	.03434	-.00100	.00450	.00200	2.16600	.04701
.260	.060	.10680	.03960	-.03620	.10680	.03554	-.00110	.00470	.00200	.77700	.04629
.260	2.180	.20710	.03970	-.03650	.20840	.03187	-.00120	.00460	.00100	.71600	.04632
.260	4.230	.30110	.04790	-.03630	.30380	.02545	-.00110	.00440	.00100	.69600	.04508
.260	6.400	.40270	.05980	-.03730	.40690	.01453	-.00130	.00440	.00100	.68500	.04375
.260	8.460	.50370	.07530	-.03880	.50930	.00044	-.00120	.00440	.00000	.68000	.04349
.260	10.560	.60740	.09790	-.03960	.61300	-.01513	-.00130	.00450	.00000	.67500	.04329
.260	12.680	.71330	.12710	-.04160	.72400	-.03271	-.00110	.00480	-.00100	.67300	.04438
.260	14.800	.82940	.16660	-.04580	.84450	-.05078	-.00080	.00450	-.00200	.67200	.04607
.260	16.950	.95390	.21830	-.05380	.97620	-.06927	-.00010	.00370	-.00500	.67200	.04700
.260	19.060	1.07510	.27900	-.06020	1.10730	-.08730	-.00050	.00660	-.00700	.67200	.04894
.260	21.200	1.17730	.36200	-.06620	1.22850	-.08834	.00770	.01250	-.02700	.67200	.05303
.260	23.310	1.27270	.44580	-.07000	1.34520	-.09428	.00250	.00510	-.01300	.67100	.05867
.260	25.420	1.35970	.53330	-.07350	1.45700	-.10205	.00160	.00720	-.01500	.67000	.06380
	GRADIENT	.04644	.00143	-.00013	.04704	-.00051	-.00001	.00001	-.00024	-.05163	-.00022

04118 B26C9M7F0W118E43V8R3X0

(AF6022) (04 JUN 74)

REFERENCE DATA

SREF = 4.4118 SQ.FT. XMRP = 43.5974 INCHES
 LREF = 19.2299 INCHES YMRP = .0000 INCHES
 BREF = 37.9359 INCHES ZMRP = 15.1875 INCHES
 SCALE = .0403 SCALE

PARAMETRIC DATA

BETA = .000 ELE-LI = 19.000
 ELE-LO = 19.000 ELE-RI = 19.000
 ELE-RO = 19.000 SPDBRK = 25.000
 BDFLAP = -12.000 RUDDER = .000
 ELE-OB = 19.000 AIL-OB = .000

RUN NO. 22/ 0 RN/L = 1.89 GRADIENT INTERVAL = -8.00/ 8.00

MACH	ALPHA	CL	COF	CLM	CN	CAF	CYN	CBL	CY	XCP/L	CAB
.260	-10.360	-.27600	.05840	-.07800	-.28170	.00582	-.00030	.00410	.00200	.35000	.04904
.260	-8.290	-.17270	.04600	-.08200	-.17760	.02078	-.00070	.00380	.00300	.48200	.04981
.260	-6.150	-.07380	.04090	-.08470	-.07780	.03283	-.00100	.00360	.00400	.25100	.05004
.260	-4.050	.02310	.04010	-.08580	.02020	.04167	-.00090	.00350	.00300	2.20900	.04959
.260	-1.950	.11760	.04210	-.08670	.11610	.04612	-.00080	.00360	.00300	.92700	.04891
.260	.120	.21460	.04870	-.08720	.21470	.04629	-.00100	.00380	.00300	.80100	.04889
.260	2.250	.31260	.05480	-.08740	.31450	.04256	-.00140	.00360	.00300	.75400	.04792
.260	4.330	.40670	.06510	-.08640	.41050	.03427	-.00120	.00350	.00300	.72900	.04749
.260	6.440	.50570	.08120	-.08810	.51160	.02395	-.00130	.00340	.00300	.71500	.04560
.260	8.540	.61170	.10100	-.09140	.62000	.00903	-.00150	.00320	.00300	.70600	.04607
.260	10.670	.72090	.12890	-.09450	.73230	-.00687	-.00150	.00380	.00200	.69900	.04587
.260	12.780	.82630	.16200	-.09640	.84170	-.02451	-.00130	.00360	.00000	.69400	.04669
.260	14.910	.94290	.20680	-.10100	.96440	-.04282	-.00090	.00350	-.00100	.69000	.04858
.260	17.000	1.06220	.26050	-.10830	1.09200	-.06154	-.00040	.00250	-.00300	.68800	.05013
.260	19.130	1.18270	.32660	-.11450	1.22440	-.07917	-.00060	.00590	-.00400	.68600	.05250
.260	21.260	1.27550	.41250	-.11850	1.33820	-.07803	.00850	.01230	-.02800	.68400	.05746
.260	23.370	1.36950	.50880	-.12590	1.45810	-.07819	.00010	.00270	-.00500	.68300	.06447
.260	25.470	1.44290	.58960	-.12260	1.55630	-.08826	.00190	.00500	-.01200	.68100	.06853
	GRADIENT	.04595	.00300	-.00009	.04675	-.00088	-.00004	-.00000	.00000	-.14954	-.00025

OA110 026C9M7F8W116E43V8R5X9

(AF8023) (04 JUN 74)

REFERENCE DATA

SREF = 4.4119 SQ.FT. XMRP = 43.5974 INCHES
 LREF = 19.2299 INCHES YMRP = .0000 INCHES
 BREF = 37.9339 INCHES ZMRP = 15.1875 INCHES
 SCALE = .0405 SCALE

PARAMETRIC DATA

BETA = .000 ELE-LI = 20.000
 ELE-LO = 20.000 ELE-RI = 20.000
 ELE-RO = 20.000 SPDBRK = 25.000
 BDFLAP = -12.000 RUDDER = .000
 ELE-OB = 20.000 AIL-OB = .000

RUN NO. 23/ 0 RN/L = 1.05 GRADIENT INTERVAL = -6.00/ 6.00

MACH	ALPHA	CL	COF	CLM	CN	CAF	CYN	CBL	CY	XCP/L	CAB
.260	-10.260	-.16730	.03700	-.12850	-.17480	.02633	-.00100	.00180	.00500	.36100	.03043
.260	-8.150	-.06530	.05010	-.13290	-.07180	.04032	-.00110	.00190	.00500	-.02900	.05224
.260	-6.050	.03320	.04650	-.13550	.02790	.05175	-.00120	.00190	.00500	2.43700	.05238
.260	-3.960	.12750	.05060	-.13620	.12370	.05931	-.00150	.00140	.00700	1.05700	.05193
.260	-1.860	.22360	.05580	-.13770	.22170	.06311	-.00160	.00160	.00700	.68000	.05179
.260	.220	.31980	.06470	-.13760	.32010	.06349	-.00160	.00160	.00700	.81000	.05029
.260	2.310	.41170	.07490	-.13600	.41440	.05825	-.00160	.00130	.00600	.77200	.04985
.260	4.420	.50330	.08960	-.13480	.50870	.05056	-.00180	.00100	.00700	.74900	.04940
.260	6.550	.60570	.10940	-.13820	.61420	.03960	-.00210	.00160	.00700	.73400	.04803
.260	8.680	.72460	.13640	-.14910	.73680	.02621	-.00200	.00060	.00700	.72600	.04819
.260	10.770	.84420	.17060	-.15680	.86120	.00979	-.00190	.00090	.00500	.71900	.04826
.260	12.870	.95290	.20910	-.16000	.97550	-.00653	-.00190	.00090	.00400	.71200	.04946
.260	14.980	1.05770	.25600	-.16190	1.08790	-.02614	-.00190	.00070	.00400	.70600	.05019
.260	17.150	1.16310	.31740	-.17020	1.22410	-.04560	-.00160	.00160	.00200	.70300	.05227
.260	19.220	1.28000	.39100	-.17030	1.33740	-.05220	.00500	.00750	-.01500	.69900	.05568
.260	21.330	1.35860	.47340	-.16850	1.43770	-.05330	.00480	.00610	-.01400	.69500	.06113
.260	23.480	1.45930	.57110	-.17930	1.56600	-.05760	.00060	.00180	-.00400	.69400	.06731
.260	25.540	1.51140	.64900	-.16670	1.64330	-.06619	.00290	.00630	-.01600	.68900	.07202
	GRADIENT	.04490	.00464	.00022	.04600	-.00107	-.00003	-.00005	-.00005	-.03458	-.00033

0A110 B26C9M7F6W110E43V0R5X0

(RFB024) (17 MAY 74)

REFERENCE DATA

BREF = 4.4119 SQ.FT. XMRP = 43.5974 INCHES
 LREF = 19.2299 INCHES YMRP = .0000 INCHES
 BREF = 37.9359 INCHES ZMRP = 15.1875 INCHES
 SCALE = .0405 SCALE

PARAMETRIC DATA

BETA = .000 ELE-LI = -5.000
 ELE-LO = -5.000 ELE-RI = -5.000
 ELE-RO = -5.000 SPDBRK = 25.000
 BDFLAP = -12.000 RUDDER = .000

RUN NO. 24/ 0 RN/L = 1.85 GRADIENT INTERVAL = -6.00/ 6.00

NACH	ALPHA	CL	CDP	CLM	CN	CAF	CYM	CBL	CY	XCP/L	CAB
.260	-10.630	-.66620	.11070	.10230	-.67720	-.01450	.00140	.00170	.00180	.70700	.03621
.260	-8.520	-.53250	.08340	.09130	-.55880	.00067	.00050	-.00100	.00300	.71200	.03924
.260	-6.400	-.43000	.06630	.06770	-.45460	.01573	.00020	-.00090	.00400	.72300	.03897
.260	-4.300	-.33150	.05370	.08600	-.39450	.02721	.00000	-.00100	.00400	.74100	.03840
.260	-2.180	-.25080	.04360	.08460	-.25230	.03416	-.00030	-.00120	.00400	.77500	.03860
.260	-.100	-.15370	.03730	.08330	-.13380	.03704	-.00060	-.00150	.00500	.85100	.03833
.260	1.970	-.05810	.03410	.08310	-.05690	.03611	-.00070	-.00150	.00500	1.18900	.03757
.260	4.060	.04010	.03340	.08310	.04240	.03050	-.00070	-.00150	.00400	-.06900	.03745
.260	6.180	.13730	.03660	.08340	.14070	.02157	-.00090	-.00120	.00500	.43400	.03643
.260	8.300	.23550	.04250	.08460	.23920	.00810	-.00080	.00010	.00400	.52100	.03635
.260	10.390	.33290	.05300	.08700	.33720	-.00717	-.00090	.00150	.00300	.55700	.03667
.260	12.500	.43330	.07140	.08820	.43850	-.02402	-.00070	.00260	.00100	.57800	.03787
.260	14.620	.54610	.10010	.08630	.53370	-.04099	-.00010	.00290	.00000	.59400	.03906
.260	16.730	.67010	.13900	.07920	.68180	-.05983	.00000	.00340	-.00200	.60900	.04132
.260	18.860	.79220	.18630	.07200	.81050	-.07816	.00010	.00460	-.00200	.61900	.04331
.260	21.000	.91390	.25000	.06370	.94290	-.09407	.00200	.00520	-.00700	.62700	.04626
.260	23.100	1.01290	.32840	.05790	1.06050	-.09547	.00310	.00540	-.01000	.63200	.05023
.260	25.240	1.11030	.39930	.05730	1.17460	-.11246	.00400	.00540	-.01400	.63400	.05528
	GRADIENT	.04681	-.00241	-.00035	.04744	.00041	-.00099	-.00006	.00005	-.03782	-.00014

0A118 B26C9MYF6W116E43V0R3X9

(AF6029) (04 JUN 74)

REFERENCE DATA

BREF = 4.4119 SQ.FT. XMRP = 43.5974 INCHES
 LREF = 19.2299 INCHES YMRP = .0000 INCHES
 BREF = 37.9359 INCHES ZMRP = 15.1875 INCHES
 SCALE = .0409 SCALE

PARAMETRIC DATA

BETA = .000 ELE-LI = -10.000
 ELE-LO = -10.000 ELE-RI = -10.000
 ELE-RO = -10.000 SPDBRK = 25.000
 BDFLAP = -12.000 RUDDER = .000
 ELE-OB = -10.000 AIL-OB = .000

RUN NO. 23/ 0 RN/L = 1.85 GRADIENT INTERVAL = -8.00/ 8.00

WACH	ALPHA	CL	CDP	CLM	CW	CAF	CYN	CBL	CT	XCP/L	CAB
.260	-10.720	-.79030	.13570	.15570	-.80170	-.01371	-.00040	.00290	.00500	.72500	.03444
.260	-8.610	-.67400	.10290	.14580	-.68100	.00078	-.00130	.00240	.00700	.73000	.03517
.260	-6.470	-.56690	.08130	.13980	-.57440	.01659	-.00130	.00220	.00600	.74100	.03477
.260	-4.390	-.46980	.06390	.13750	-.47330	.02776	-.00140	.00210	.00600	.75600	.03558
.260	-2.290	-.37220	.05080	.13570	-.37400	.03592	-.00140	.00190	.00500	.78500	.03506
.260	-.180	-.27270	.04040	.13470	-.27280	.03959	-.00170	.00180	.00600	.83300	.03512
.260	1.880	-.17490	.03370	.13480	-.17370	.03952	-.00170	.00170	.00500	.93700	.03489
.260	3.980	-.08070	.03000	.13440	-.07850	.03564	-.00180	.00170	.00500	1.26200	.03392
.260	6.090	.01920	.02940	.13430	.02220	.02726	-.00170	.00170	.00400	-1.57200	.03341
.260	8.200	.12170	.03260	.13390	.12510	.01497	-.00170	.00170	.00400	.25800	.03365
.260	10.310	.22370	.04100	.13350	.22790	.00035	-.00180	.00160	.00300	.43600	.03458
.260	12.420	.32580	.05660	.13430	.33030	-.01471	-.00180	.00150	.00300	.50200	.03511
.260	14.520	.43960	.08100	.13100	.44580	-.03177	-.00130	.00170	.00100	.54300	.03728
.260	16.660	.56490	.11670	.12470	.57470	-.05019	-.00120	.00160	.00100	.57200	.03921
.260	18.780	.68470	.16090	.11900	.70010	-.06804	-.00110	.00230	.00100	.58900	.04144
.260	20.910	.80770	.21860	.11160	.83260	-.08416	.00040	.00280	-.00200	.60200	.04435
.260	23.040	.91280	.29430	.10440	.95520	-.08618	.00210	.00370	-.00600	.61100	.04696
.260	25.150	1.00670	.35760	.10520	1.06510	-.10501	.00290	.00350	-.01200	.61500	.05247
	GRADIENT	.04665	-.00406	-.00032	.04734	.00093	-.00005	-.00005	-.00010	.05735	-.00017

0A118 BR6C9M7F8W116E43V0R3X9

(RP6827) (17 MAY 74)

REFERENCE DATA

BREF = 4.4119 38.FT. XMRP = 43.5974 INCHES
 LREF = 19.2299 INCHES YMRP = .0000 INCHES
 BREF = 37.9359 INCHES ZMRP = 15.1875 INCHES
 SCALE = .0405 SCALE

PARAMETRIC DATA

BETA = .000 ELE-LI = -15.000
 ELE-LO = -15.000 ELE-RI = -15.000
 ELE-RO = -15.000 SPDRK = 29.000
 BDFLAP = -12.000 RUDDER = .000

RUN NO. 27/ 0 RN/L = 1.05 GRADIENT INTERVAL = -6.00/ 6.00

MACH	ALPHA	CL	CDP	CLM	CN	CAF	CYN	CBL	CY	XCP/L	CAB
.260	-10.760	-.87380	.16180	.19660	-.68870	-.00429	.00060	.00270	.00400	.73300	.03150
.260	-8.620	-.73500	.12410	.18480	-.76510	.00959	-.00030	.00200	.00500	.74100	.03250
.260	-6.530	-.64560	.09960	.17600	-.65270	.02549	-.00040	.00180	.00500	.75100	.03245
.260	-4.430	-.54920	.08020	.17340	-.55380	.03749	-.00050	.00150	.00500	.76700	.03285
.260	-2.300	-.44970	.06470	.17220	-.43200	.04665	-.00080	.00110	.00600	.79200	.03238
.260	-.230	-.35360	.05280	.17180	-.35390	.05136	-.00100	.00120	.00500	.83000	.03228
.260	1.850	-.25670	.04320	.17070	-.25510	.05159	-.00120	.00110	.00600	.89600	.03234
.260	3.940	-.16000	.03780	.17050	-.15700	.04876	-.00110	.00120	.00500	1.05100	.03176
.260	6.050	-.06300	.03450	.17080	-.05900	.04098	-.00120	.00110	.00500	1.71600	.03183
.260	8.140	.03630	.03510	.17070	.04290	.02940	-.00120	.00120	.00500	-.81000	.03191
.260	10.260	.13710	.04100	.17110	.14220	.01594	-.00140	.00150	.00500	.20900	.03265
.260	12.360	.23700	.05320	.17240	.24290	.00122	-.00150	.00160	.00400	.39000	.03383
.260	14.470	.34910	.07510	.17080	.35680	-.01452	-.00090	.00140	.00200	.47600	.03549
.260	16.610	.48540	.11170	.15820	.49710	-.03169	-.00080	-.00140	.00500	.53300	.03761
.260	18.740	.60100	.15270	.15460	.61830	-.04852	-.00040	-.00070	.00400	.55900	.03991
.260	20.870	.71890	.20560	.15060	.74500	-.06403	.00130	.00070	.00100	.57700	.04353
.260	22.970	.82030	.27450	.14400	.86240	-.08742	.00310	.00210	-.00300	.59000	.04614
.260	25.100	.91630	.33390	.14620	.97140	-.08632	.00390	.00310	-.00900	.59600	.05045
	GRADIENT	.04650	-.00509	-.00035	.04742	.00132	-.00008	-.00003	.00000	.03224	-.00010

0A110 B26C9M7F6W116E43V8R3X9

(RF8028) (17 MAY 74)

REFERENCE DATA

SREF = 4.4119 SQ.FT. XMRP = 43.9974 INCHES
 LREF = 19.2299 INCHES YMRP = .0000 INCHES
 BREF = 37.9359 INCHES ZMRP = 15.1875 INCHES
 SCALE = .0409 SCALE

PARAMETRIC DATA

BETA = .000 ELE-LI = -20.000
 ELE-LO = -20.000 ELE-RI = -20.000
 ELE-RO = -20.000 SPDRK = 25.000
 BDFLAP = -12.000 RUDDER = .000

RUN NO. 26/ 0 RM/L = 1.85 GRADIENT INTERVAL = -6.00/ 6.00

MACH	ALPHA	CL	COF	CLM	CN	CAF	CYM	CBL	CY	XCP/L	CAB
.260	-10.780	-.93310	.19090	.22640	-.99240	.01300	.00010	.00030	.00500	.73900	.03001
.260	-8.860	-.80520	.15240	.21120	-.81900	.02935	-.00060	-.00190	.00600	.74700	.03001
.260	-6.930	-.68330	.12240	.19640	-.69470	.04362	-.00070	-.00130	.00600	.75600	.03179
.260	-4.440	-.58770	.10160	.19300	-.59380	.05577	-.00070	-.00230	.00500	.77100	.03277
.260	-2.340	-.49440	.08460	.19210	-.49750	.06438	-.00090	-.00260	.00600	.79400	.03262
.260	-.250	-.40920	.07010	.19520	-.40930	.06830	-.00060	-.00010	.00500	.82700	.03261
.260	1.050	-.31310	.05880	.19430	-.31100	.06875	-.00080	-.00060	.00600	.88200	.03207
.260	3.900	-.21910	.04970	.19360	-.21320	.06456	-.00110	-.00110	.00700	.98300	.03262
.260	6.080	-.11490	.04470	.19160	-.10950	.05667	-.00130	-.00190	.00600	1.29500	.03237
.260	8.180	-.01600	.04350	.19120	-.00960	.04538	-.00150	-.00240	.00800	7.92500	.03265
.260	10.260	.08370	.04680	.19170	.09070	.03121	-.00180	-.00250	.00900	-.12500	.03342
.260	12.360	.18270	.05690	.19340	.19060	.01649	-.00200	-.00240	.01000	.27800	.03470
.260	14.460	.28870	.07580	.19270	.29850	.00126	-.00160	-.00270	.00900	.41400	.03554
.260	16.580	.40350	.10380	.19060	.41640	-.01562	-.00120	-.00180	.00800	.48300	.03724
.260	18.730	.51530	.14110	.18930	.53330	-.03178	-.00080	-.00070	.00700	.52100	.03880
.260	20.840	.62800	.18960	.18620	.65440	-.04622	.00060	.00020	.00300	.54700	.04136
.260	22.940	.73370	.24910	.18290	.77270	-.05661	-.00010	-.00020	.00300	.56500	.04409
.260	25.040	.82440	.30910	.18290	.87770	-.06896	.00260	.00090	-.00600	.57500	.04765
	GRADIENT	.04401	-.00822	.00016	.04522	.00106	-.00003	.00021	.00019	.02450	-.00004

0A118 B26C9M7F6W16E2BV0RSX9

(RF6629) (17 MAY 74)

REFERENCE DATA

SREF = 4.4119 SQ.FT. XMRP = 43.9974 INCHES
 LREF = 19.2299 INCHES YMRP = .0000 INCHES
 RREF = 37.9359 INCHES ZMRP = 15.1875 INCHES
 SCALE = .0409 SCALE

PARAMETRIC DATA

BETA = .000 ELE-LI = -20.000
 ELE-LO = -20.000 ELE-RI = -20.000
 ELE-RO = -20.000 SPOBRK = 25.000
 BDFLAP = -12.000 RUDDER = .000

RUN NO. 29/ 0 RN/L = 1.85 GRADIENT INTERVAL = -8.00/ 6.00

MACH	ALPHA	CL	CDP	CLM	CN	CAF	CYN	CBL	CY	XCP/L	CAB
.260	-10.840	-.98040	.19500	.24550	-.99960	.00702	.00000	.00490	.00500	.74200	.02740
.260	-8.710	-.84070	.15150	.22490	-.89400	.02239	-.00100	.00590	.00700	.74900	.02889
.260	-8.600	-.73250	.12200	.21620	-.74170	.03701	-.00170	.00490	.00700	.75900	.02947
.260	-4.500	-.63400	.10000	.21180	-.63990	.04993	-.00180	.00530	.00700	.77400	.02917
.260	-2.410	-.54030	.08180	.21110	-.54320	.05695	-.00200	.00510	.00600	.79500	.02957
.260	-.320	-.44810	.06720	.21110	-.44850	.06469	-.00210	.00440	.00600	.82500	.02879
.260	1.780	-.35230	.05360	.21240	-.35050	.06454	-.00220	.00310	.00600	.87500	.02932
.260	3.660	-.25790	.04380	.21200	-.25430	.06111	-.00220	.00260	.00600	.95800	.02922
.260	5.990	-.16260	.03690	.21270	-.15790	.05369	-.00210	.00250	.00500	1.14700	.02947
.260	8.090	-.06980	.03430	.21510	-.06430	.04379	-.00200	.00220	.00400	1.88200	.02852
.260	10.160	.02380	.03520	.21870	.02960	.03049	-.00190	.00230	.00300	-2.05900	.03057
.260	12.270	.11770	.04300	.22220	.12410	.01701	-.00190	.00230	.00300	-.00600	.03100
.260	14.400	.22690	.06110	.22160	.23690	.00231	-.00170	.00160	.00200	.30700	.03168
.260	16.490	.34200	.08640	.21750	.35250	-.01428	-.00130	.00160	.00100	.42500	.03425
.260	18.630	.45590	.12180	.21630	.47100	-.03018	-.00110	.00290	.00200	.48300	.03574
.260	20.750	.56970	.16850	.21230	.59240	-.04444	.00020	.00330	.00000	.52000	.03811
.260	22.860	.68140	.22930	.20690	.71690	-.05351	-.00010	.00210	.00000	.54500	.03930
.260	24.990	.77920	.28850	.20520	.82820	-.06767	.00190	.00270	-.00700	.56000	.04234
	GRADIENT	.04498	-.00804	.00012	.04600	.00034	-.00003	-.00031	-.00014	.03280	.00001

04116 B26C9M7F6W116E26V4R3X9

(RF0030) (17 MAY 74)

REFERENCE DATA

BREF = 4.4119 SQ.FT. XMRP = 43.5974 INCHES
 LREF = 19.2299 INCHES YMRP = .0000 INCHES
 BREF = 37.9359 INCHES ZMRP = 15.1875 INCHES
 SCALE = .0409 SCALE

PARAMETRIC DATA

BETA = .500 ELE-LI = -28.000
 ELE-LO = -20.000 ELE-RI = -20.000
 ELE-RO = -20.000 SPDBRK = 25.000
 BDFLAP = -12.000 RUDDER = .000

RUN NO. 30/ 0 RN/L = 1.85 GRADIENT INTERVAL = -6.00/ 6.00

MACH	ALPHA	CL	CDP	CLM	CN	CAF	CYN	CBL	CY	XCP/L	CAB
.260	-10.630	-1.00300	.20030	.25620	-1.02270	.00813	-.00080	.00310	.00700	.74400	.02726
.260	-8.680	-.84330	.15170	.22670	-.85660	.02264	-.00130	.00490	.00700	.74900	.03026
.260	-6.570	-.72970	.12190	.21640	-.73880	.03764	-.00190	.00370	.00800	.75900	.03128
.260	-4.470	-.63400	.09950	.21220	-.63990	.04977	-.00200	.00350	.00700	.77400	.03190
.260	-2.380	-.53940	.08150	.21190	-.54240	.05898	-.00210	.00320	.00700	.79500	.03195
.260	-.280	-.44910	.06680	.21340	-.44940	.06462	-.00210	.00300	.00600	.82600	.03153
.260	1.800	-.35030	.05480	.21260	-.34840	.06587	-.00240	.00280	.00700	.87600	.03122
.260	3.900	-.25910	.04550	.21370	-.25140	.06284	-.00250	.00260	.00500	.96400	.03121
.260	6.020	-.16330	.03870	.21510	-.15840	.05571	-.00250	.00280	.00500	1.15100	.03018
.260	8.150	-.07230	.03540	.21640	-.06660	.04531	-.00220	.00270	.00400	1.65800	.02997
.260	10.190	.01720	.03650	.22330	.02340	.03290	-.00220	.00280	.00400	-2.65100	.03077
.260	12.300	.11210	.04420	.22760	.11900	.01933	-.00230	.00340	.00400	-.05100	.03144
.260	14.400	.21650	.06080	.22670	.22480	.00502	-.00200	.00250	.00200	.28100	.03199
.260	16.500	.32730	.08590	.22490	.33820	-.01065	-.00170	.00250	.00200	.40700	.03360
.260	18.640	.43440	.11940	.22630	.44980	-.02576	-.00160	.00370	.00200	.46700	.03524
.260	20.750	.54660	.16520	.22360	.56970	-.03917	-.00090	.00400	.00000	.50700	.03726
.260	22.910	.65080	.22570	.21980	.69470	-.04857	-.00060	.00260	.00100	.53500	.03911
.260	25.020	.75590	.28500	.21750	.80550	-.06145	.00140	.00280	-.00500	.55200	.04144
.260	GRADIENT	.04526	-.00644	.00018	.04641	.00158	-.00006	-.00011	-.00019	.02204	-.00010

0A118 B26C9M7F8W116E28V8R5X9

(RF6031) (17 MAY 74)

REFERENCE DATA

BREF = 4.4119 SQ.FT. XMRP = 43.5974 INCHES
 LREF = 19.2299 INCHES YMRP = .0000 INCHES
 BREF = 37.9359 INCHES ZMRP = 19.1079 INCHES
 SCALE = .0405 SCALE

PARAMETRIC DATA

BETA = .000 ELE-LI = -30.000
 ELE-LO = -30.000 ELE-RI = -30.000
 ELE-RO = -30.000 SPOBRK = 29.000
 BDFLAP = -12.000 RUDDER = .000

RUN NO. 31/ 0 RN/L = 1.85 GRADIENT INTERVAL = -.6,00/ 6.00

MACH	ALPHA	CL	CDP	CLM	CN	CAF	CYM	CBL	CY	XCP/L	CAB
.260	-10.640	-.97540	.21920	.24140	-.99930	.03186	-.00060	.00220	.00600	.74100	.03518
.260	-8.710	-.86080	.17800	.23140	-.87790	.04565	-.00140	.00090	.00600	.74900	.03529
.260	-6.800	-.75210	.14630	.22210	-.76420	.06081	-.00190	.00040	.00600	.75900	.03597
.260	-4.900	-.65240	.12450	.21550	-.66020	.07296	-.00190	.00020	.00600	.77200	.03672
.260	-2.420	-.55530	.10590	.21320	-.55930	.08239	-.00220	-.00130	.00600	.79200	.03648
.260	-.320	-.46500	.09000	.21400	-.46550	.08742	-.00230	-.00130	.00600	.82100	.03759
.260	1.800	-.36680	.07670	.21310	-.36420	.08829	-.00240	-.00100	.00600	.86700	.03735
.260	3.850	-.27410	.06640	.21230	-.26900	.08475	-.00250	-.00150	.00600	.94200	.03723
.260	5.940	-.17990	.05960	.21300	-.17280	.07793	-.00250	-.00150	.00700	1.10500	.03676
.260	8.070	-.08530	.05320	.21470	-.07670	.06669	-.00260	-.00170	.00700	1.68200	.03688
.260	10.140	.00310	.05610	.21960	.01290	.05468	-.00290	-.00200	.00900	-5.56400	.03739
.260	12.240	.09530	.06320	.22440	.10660	.04161	-.00300	-.00150	.00900	-.12200	.03777
.260	14.360	.19420	.07840	.22790	.20760	.02787	-.00310	-.00210	.01000	.24800	.03764
.260	16.490	.28940	.10040	.23310	.30600	.01431	-.00300	-.00180	.00900	.37100	.03792
.260	18.560	.38220	.13000	.23900	.40380	.00162	-.00280	-.00010	.00900	.43400	.03767
.260	20.700	.48730	.17320	.23980	.51710	-.01024	-.00190	.00010	.00700	.48100	.03720
.260	22.790	.56710	.22090	.24940	.65840	-.01611	-.00320	-.00380	.01100	.50100	.03809
.260	24.890	.63470	.26770	.26070	.68840	-.02435	-.00070	-.00340	.00300	.51200	.03922
	GRADIENT	.04518	-.00624	-.00022	.04662	.00045	-.00005	-.00012	.00007	.02953	.00003

0A110 B20C9M7F6W110E2BV0R5X9

(RF0032) (17 MAY 74)

REFERENCE DATA

BREF = 4.4119 SQ.FT. XMRP = 43.5974 INCHES
 LREF = 19.2299 INCHES YMRP = .0000 INCHES
 BREP = 37.9339 INCHES ZMRP = 15.1875 INCHES
 SCALE = .0495 SCALE

PARAMETRIC DATA

BETA = .000 ELE-LI = -30.000
 ELE-LO = -30.000 ELE-RI = -30.000
 ELE-RO = -30.000 SPDBRK = 25.000
 BDFLAP = -12.000 RUDDER = .000

RUN NO. 32/ 0 RN/L = 1.05 GRADIENT INTERVAL = -6.00/ 6.00

HACH	ALPHA	CL	COF	CLM	CN	CAF	CYN	CBL	CY	XCP/L	CAD
.200	-10.840	-.98420	.22220	.24380	-1.00850	.03308	-.00040	.00000	.00500	.74100	.03446
.200	-8.740	-.86760	.18140	.23480	-.88510	.04752	-.00140	.00000	.00500	.74900	.03464
.200	-6.620	-.76470	.13240	.22810	-.77720	.06317	-.00250	-.00120	.00700	.76000	.03503
.200	-4.540	-.66070	.12860	.22120	-.66880	.07598	-.00240	-.00030	.00800	.77300	.03494
.200	-2.410	-.55650	.10710	.21300	-.56050	.08351	-.00150	-.00050	.00400	.79200	.03482
.200	-.340	-.46290	.09230	.21380	-.46350	.08952	-.00190	-.00100	.00300	.82100	.03455
.200	1.770	-.37240	.07920	.21520	-.36970	.09082	-.00200	-.00140	.00500	.86600	.03509
.200	3.840	-.27530	.06840	.21350	-.27010	.08674	-.00210	-.00120	.00600	.94300	.03563
.200	5.980	-.17860	.06100	.21330	-.16940	.07916	-.00200	-.00140	.00600	1.11500	.03532
.200	8.060	-.08280	.05640	.21410	-.07410	.06754	-.00200	-.00140	.00600	1.71500	.03577
.200	10.180	.00950	.03710	.21740	.01940	.05454	-.00220	-.00150	.00700	-3.45300	.03855
.200	12.250	.10160	.06390	.22200	.11280	.04088	-.00250	-.00070	.00700	-.07100	.03745
.200	14.370	.20460	.07960	.22340	.21800	.02637	-.00280	-.00260	.00800	.27500	.03681
.200	16.460	.29630	.10080	.22950	.31280	.01269	-.00230	-.00180	.00700	.38200	.03780
.200	18.590	.39320	.13210	.23380	.41670	-.00082	-.00180	.00060	.00600	.44300	.03773
.200	20.690	.49780	.17490	.23680	.52750	-.01226	-.00100	.00000	.00600	.48600	.03804
.200	22.790	.57550	.22280	.24470	.61690	-.01754	-.00210	-.00330	.00700	.50600	.03751
.200	24.900	.65020	.27150	.25410	.70410	-.02754	-.00030	-.00360	.00200	.51900	.03969
GRADIENT	.04565	-.00636	-.00053	.04713	.00036	.00000	-.00011	-.00006	.03008	.00007	

0A118 B28C9M7P8W116E43V0R5X9

(RF6033) (17 MAY 74)

REFERENCE DATA

BREF = 4.4119 SQ.FT. XMRP = 43.9974 INCHES
 LREF = 19.2299 INCHES YMRP = .0000 INCHES
 BREF = 37.9359 INCHES ZMRP = 19.1875 INCHES
 SCALE = .0405 SCALE

PARAMETRIC DATA

BETA = .000 ELE-L1 = -30.000
 ELE-LO = -30.000 ELE-RI = -30.000
 ELE-RO = -30.000 SPDBRK = 25.000
 BOFLAP = -12.000 RUDDER = .000

RUN NO. 33/ 0 RN/L = 1.85 GRADIENT INTERVAL = -8.00/ 8.00

MACH	ALPHA	CL	CD	CLM	CN	CAF	CYN	CBL	CY	XCP/L	CAB
.260	-10.840	-.96650	.21030	.23710	-.99030	.03271	-.00060	.00110	.00600	.74000	.03599
.260	-8.710	-.84910	.17910	.22930	-.86850	.04842	-.00130	.00000	.00600	.74700	.03550
.260	-6.600	-.74030	.15020	.21970	-.76070	.06312	-.00200	-.00060	.00700	.75800	.03660
.260	-4.500	-.63540	.12450	.20840	-.64320	.07417	-.00220	-.00270	.00500	.77100	.03574
.260	-2.410	-.54030	.10780	.21020	-.59240	.08458	-.00250	-.00200	.00600	.79200	.03602
.260	-.320	-.45860	.09350	.21190	-.45930	.09097	-.00270	-.00160	.00700	.82100	.03588
.260	1.780	-.36280	.08070	.21030	-.36010	.09191	-.00280	-.00160	.00700	.86700	.03589
.260	3.860	-.26550	.07030	.20850	-.26010	.08811	-.00290	-.00140	.00800	.94700	.03644
.260	5.980	-.16970	.06330	.20860	-.16220	.08066	-.00300	-.00160	.00800	1.12500	.03826
.260	8.060	-.07300	.05920	.20870	-.06400	.06888	-.00310	-.00220	.00700	1.85200	.03675
.260	10.150	.02920	.06030	.21120	.03350	.05930	-.00330	-.00260	.00900	-1.66400	.03778
.260	12.280	.11940	.06730	.21360	.13100	.04037	-.00350	-.00260	.01000	.05200	.03856
.260	14.400	.21980	.08260	.21610	.23340	.02536	-.00350	-.00290	.01000	.31100	.03914
.260	16.500	.32210	.10660	.21810	.33920	.01072	-.00290	-.00110	.00800	.41500	.03952
.260	18.590	.42270	.13880	.22150	.44490	-.00320	-.00210	.00110	.00700	.46800	.04077
.260	20.710	.51310	.17850	.22840	.54310	-.01452	-.00070	-.00040	.00500	.49700	.04340
.260	22.820	.59050	.22840	.23730	.63290	-.01848	-.00050	-.00010	.00300	.51400	.04436
.260	24.930	.66990	.27800	.24430	.72470	-.03052	.00100	.00030	-.00200	.52800	.04714
	GRADIENT	.04486	-.00588	-.00008	.04613	.00060	-.00007	.00010	.00029	.03116	.00005

0A118 826C9M7F6W116E43V8R5X9

(RF0034) (17 MAY 74)

REFERENCE DATA

SREF = 4.4119 SQ.FT. XMRP = 43.5974 INCHES
 LREF = 19.2299 INCHES YMRP = .0000 INCHES
 BREF = 37.9359 INCHES ZMRP = 15.1875 INCHES
 SCALE = .0405 SCALE

PARAMETRIC DATA

BETA = .000 ELE-LI = -48.888
 ELE-LO = -40.000 ELE-RI = -40.000
 ELE-RO = -40.000 SPDBRK = 23.000
 BDFLAP = -12.000 RUDDER = .000

RUN NO. 34/ 0 RN/L = 1.05 GRADIENT INTERVAL = -6.00/ 6.00

MACH	ALPHA	CL	CDP	CLM	CN	CAF	CYN	CBL	CY	XCP/L	CAB
.260	-10.870	-.99620	.25510	.24340	-1.02640	.06268	-.00110	.00010	.00700	.73900	.03828
.260	-8.760	-.89950	.21680	.24210	-.92210	.07732	-.00080	.00000	.00600	.74600	.03765
.260	-6.660	-.80050	.16900	.23580	-.81060	.09154	-.00210	.00000	.00800	.75800	.03807
.260	-4.570	-.70090	.15980	.23000	-.71140	.10327	-.00230	-.00060	.00600	.77100	.03790
.260	-2.470	-.59970	.13680	.22280	-.60500	.11079	-.00240	-.00060	.00700	.78700	.03770
.260	-.370	-.49240	.11630	.21640	-.49320	.11310	-.00200	-.00020	.00600	.81300	.03865
.260	1.760	-.37940	.09830	.20780	-.37610	.10992	-.00160	.00000	.00500	.85500	.03878
.260	3.840	-.27760	.08770	.20400	-.27130	.10613	-.00190	-.00010	.00500	.92800	.03842
.260	5.960	-.18230	.08000	.20430	-.17300	.09859	-.00200	.00000	.00600	1.08600	.03870
.260	8.010	-.09440	.07630	.20740	-.06290	.08878	-.00180	.00010	.00500	1.37200	.03918
.260	10.130	-.00010	.07690	.20940	.01340	.07980	-.00170	.00110	.00500	-5.09700	.03960
.260	12.240	.10110	.08510	.21030	.11680	.06172	-.00190	.00170	.00600	-.01000	.04037
.260	14.370	.20900	.10000	.21070	.22730	.04501	-.00160	.00170	.00500	.31000	.04276
.260	16.470	.31180	.12570	.21090	.33460	.03219	-.00080	.00250	.00300	.42000	.04286
.260	18.580	.41000	.15730	.21440	.43880	.01838	.00000	.00470	.00100	.47200	.04351
.260	20.710	.50690	.19990	.21810	.54490	.00767	.00130	.00440	-.00100	.50400	.04505
.260	22.800	.58890	.25120	.22520	.64030	.00337	.00010	.00050	.00100	.52200	.04646
.260	24.920	.66370	.30890	.23520	.72870	-.00671	.00030	-.00200	.00000	.53300	.04902
	GRADIENT	.04981	-.00764	-.00263	.05169	-.00055	.00004	.00006	-.00023	.02768	.00009

0A118 B26C0M7F6W116E2&V0RSX9

(RF0039) (17 MAY 74)

REFERENCE DATA

SREF = 4.4119 SQ.FT. XMRP = 43.5974 INCHES
 LREF = 19.2269 INCHES YMRP = .0000 INCHES
 BREF = 37.9339 INCHES ZMRP = 15.1075 INCHES
 SCALE = .0409 SCALE

PARAMETRIC DATA

BETA = .000 ELE-LI = -40.000
 ELE-LO = -40.000 ELE-RI = -40.000
 ELE-RO = -40.000 SPDRK = 23.000
 BDFLAP = -12.000 RUDDER = .000

RUN NO. 35/ 0 RN/L = 1.05 GRADIENT INTERVAL = -6.00/ 6.00

MACH	ALPHA	CL	CDP	CLM	CN	CAF	CYN	CBL	CY	XCP/L	CAD
.260	-10.090	-1.02370	.26310	.25700	-1.09700	.06462	-.00130	.00170	.01000	.74100	.03566
.260	-8.770	-.91730	.21880	.25000	-.94000	.07633	-.00100	.00130	.00800	.75000	.03559
.260	-6.660	-.81070	.16760	.24530	-.83490	.09112	-.00230	.00000	.00900	.76000	.03666
.260	-4.570	-.72330	.10260	.24180	-.73810	.10421	-.00250	.00000	.00900	.77300	.03626
.260	-2.460	-.62370	.13870	.23550	-.62910	.11180	-.00260	-.00050	.00900	.78900	.03699
.260	-.340	-.51970	.11630	.22930	-.52050	.11522	-.00250	.00000	.00800	.81400	.03663
.260	1.720	-.40800	.09950	.22030	-.40480	.11178	-.00210	.00070	.00800	.85200	.03757
.260	3.640	-.30020	.08700	.21430	-.29360	.10698	-.00180	.00120	.00700	.92000	.03705
.260	5.940	-.20530	.07900	.21320	-.19610	.09985	-.00170	.00100	.00600	1.05200	.03767
.260	8.050	-.11070	.07510	.21490	-.09910	.08997	-.00170	.00120	.00500	1.44900	.03761
.260	10.180	-.01420	.07430	.21750	-.00090	.07568	-.00160	.00200	.00500	32.76700	.03979
.260	12.230	.08290	.08180	.21870	.09840	.06242	-.00240	.00150	.00600	-.16500	.03911
.260	14.380	.18920	.09820	.21780	.20770	.04820	-.00220	.00090	.00700	.26600	.03851
.260	16.450	.28690	.12050	.22100	.30930	.03429	-.00150	.00150	.00500	.36900	.03869
.260	18.560	.38900	.15300	.22460	.41750	.02109	-.00070	.00360	.00400	.45400	.03803
.260	20.680	.48040	.19200	.23100	.51730	.00992	.00120	.00410	.00000	.46700	.03972
.260	22.810	.56590	.24280	.23790	.61580	.00431	.00020	.00250	.00100	.51000	.04036
.260	24.900	.64480	.29390	.24460	.70860	-.00499	.00130	.00160	-.00100	.52300	.04172
	GRADIENT	.05010	-.00805	-.00293	.05199	-.00054	.00010	.00015	-.00029	.02484	.00011

OA118 B26C9M7F6W114E26V8R3X9

(RF6036) (17 MAY 74)

REFERENCE DATA

BREF = 4.4119 SQ.FT. XMRP = 43.5974 INCHES
 LREF = 19.2299 INCHES YMRP = .0000 INCHES
 BREF = 37.9399 INCHES ZMRP = 15.1875 INCHES
 SCALE = .0405 SCALE

PARAMETRIC DATA

BETA = .000 ELE-L1 = -40.000
 ELE-LO = -40.000 ELE-R1 = -40.000
 ELE-RO = -40.000 SPOBRK = 25.000
 BDFLAP = -12.000 RUDDER = .000

RUN NO. 36/ 0 RN/L = 1.85 GRADIENT INTERVAL = -6.00/ 6.00

MACH	ALPHA	CL	CDP	CLM	CN	CAF	CYN	CBL	CY	XCP/L	CAB
.260	-10.840	-1.01900	.23980	.25230	-1.04580	.06417	-.00060	.00120	.00700	.74000	.03541
.260	-8.740	-.90940	.21410	.24550	-.93130	.07340	-.00090	.00150	.00700	.74900	.03629
.260	-6.630	-.81150	.18270	.24050	-.82720	.08770	-.00230	.00060	.00900	.75900	.03721
.260	-4.530	-.71350	.15660	.23680	-.72360	.09972	-.00280	.00000	.00900	.77200	.03808
.260	-2.450	-.61900	.13500	.23260	-.62420	.10844	-.00290	-.00020	.00900	.78900	.03860
.260	-.350	-.51940	.11620	.22830	-.52010	.11302	-.00270	-.00060	.00700	.81300	.03833
.260	1.740	-.41330	.09800	.22170	-.41010	.11058	-.00230	-.00020	.00600	.85100	.03934
.260	3.840	-.30560	.08500	.21550	-.29920	.10539	-.00170	.00070	.00500	.91700	.03962
.260	5.940	-.20790	.07660	.21410	-.19890	.09779	-.00170	.00080	.00500	1.04800	.04017
.260	8.070	-.11340	.07250	.21600	-.10210	.08777	-.00150	.00080	.00400	1.43000	.04033
.260	10.190	-.01610	.07300	.21780	-.00290	.07474	-.00150	.00140	.00400	27.93500	.04027
.260	12.260	.08210	.07950	.21890	.09720	.06022	-.00190	.00200	.00500	-.17600	.04090
.260	14.400	.19110	.08600	.21870	.20690	.04552	-.00160	.00150	.00500	.26600	.04084
.260	16.490	.29060	.11990	.22050	.31270	.03247	-.00100	.00230	.00400	.39200	.03938
.260	18.580	.38660	.15000	.22370	.41420	.01895	-.00060	.00410	.00300	.45100	.03924
.260	20.700	.48430	.19200	.22890	.52090	.00832	.00070	.00400	.00000	.49000	.03864
.260	22.810	.58270	.24140	.23940	.61230	.00440	-.00050	-.00050	.00200	.50800	.03992
.260	24.920	.68670	.29070	.25000	.69990	-.00460	.00130	-.00050	-.00100	.52000	.04214
GRADIENT		.04876	-.00775	-.00234	.05059	-.00029	.00013	.00010	-.00045	.02459	.00020

0A118 B26C9M7F6W110E43V8R9X9

(AF6037) (04 JUN 74)

REFERENCE DATA

SREF = 4.4119 SQ.FT. XMRP = 43.9974 INCHES
 LREF = 19.2299 INCHES YMRP = .0000 INCHES
 BREF = 37.9339 INCHES ZMRP = 15.1675 INCHES
 SCALE = .0409 SCALE

PARAMETRIC DATA

BETA = .000 ELE-LI = .000
 ELE-LO = -10.000 ELE-RI = .000
 ELE-RO = -10.000 SPOBRK = 25.000
 BOFLAP = -12.000 RUDDER = .000
 ELE-OB = -10.000 AIL-OB = .000

RUN NO. 37/ 0 RN/L = 1.05 GRADIENT INTERVAL = -6.00/ 6.00

MACH	ALPHA	CL	CDP	CLM	CN	CAF	CYN	CBL	CY	XCP/L	CAB
.260	-10.610	-.64080	.10330	.08960	-.64690	-.01644	.00000	.00380	.00300	.70300	.03093
.260	-8.500	-.53570	.07710	.08350	-.54120	-.00286	-.00080	.00320	.00400	.70800	.04187
.260	-6.410	-.43560	.06180	.08010	-.43960	.01277	-.00100	.00270	.00500	.71900	.03917
.260	-4.310	-.33460	.04830	.07800	-.33750	.02305	-.00130	.00220	.00500	.73700	.03969
.260	-2.200	-.23620	.03900	.07700	-.23750	.02989	-.00140	.00210	.00400	.77100	.03989
.260	-.090	-.14050	.03350	.07700	-.14050	.03328	-.00150	.00220	.00500	.80500	.03907
.260	1.980	-.04590	.02990	.07710	-.04480	.03153	-.00150	.00200	.00400	1.26500	.03911
.260	4.090	.05440	.03040	.07780	.05650	.02645	-.00140	.00230	.00300	.14500	.03855
.260	6.180	.14960	.03400	.07770	.15240	.01771	-.00140	.00220	.00200	.48400	.03744
.260	8.290	.25280	.04120	.07710	.25610	.00430	-.00150	.00220	.00300	.94100	.03752
.260	10.380	.36150	.05460	.07390	.36540	-.01120	-.00150	.00220	.00200	.57700	.03821
.260	12.500	.46610	.07490	.07320	.47130	-.02778	-.00160	.00210	.00200	.59400	.03936
.260	14.650	.58340	.10490	.07010	.59100	-.04601	-.00090	.00180	.00000	.60800	.04128
.260	16.740	.70160	.14380	.06340	.71330	-.06432	-.00070	.00260	-.00100	.61900	.04272
.260	18.880	.82880	.19540	.05510	.84740	-.08332	-.00060	.00340	-.00200	.62800	.04512
.260	21.020	.95110	.26530	.04450	.98300	-.09354	.00400	.00530	-.01200	.63500	.04820
.260	23.150	1.03630	.34260	.03630	1.10600	-.10010	.00260	.00310	-.00900	.64000	.05315
.260	25.270	1.16420	.42470	.02860	1.23410	-.11294	.00100	.00320	-.00800	.64300	.05846
	GRADIENT	.04617	-.00214	-.00001	.04674	.00040	-.00001	.00000	-.00019	-.03204	-.00015

0A118 B26C0MPP0W116E43V0R5X9

(AF6030) (04 JUN 74)

REFERENCE DATA

SREF = 4.4119 SQ.FT. XMRP = 43.9974 INCHES
 LREF = 19.2299 INCHES YMRP = .0000 INCHES
 BREF = 37.9359 INCHES ZMRP = 15.1873 INCHES
 SCALE = .0405 SCALE

PARAMETRIC DATA

BETA = .000 ELE-LI = .000
 ELE-LO = 10.000 ELE-RI = .000
 ELE-RO = -10.000 SPDBRK = 25.000
 BOFLAP = -12.000 RUDDER = .000
 ELE-OB = .000 ATL-OB = 10.000

RUN NO. 38/ 0 RN/L = 1.05 GRADIENT INTERVAL = -6.00/ 6.00

MACH	ALPHA	CL	CDP	CLM	CN	CAP	CYN	CBL	CY	XCP/L	CAB
.200	-10.570	-.57450	.09170	.03730	-.38180	-.01520	-.00020	.02170	.00100	.68800	.04119
.200	-8.460	-.46640	.06950	.05120	-.47150	.00014	-.00110	.02090	.00200	.69200	.04160
.200	-6.360	-.36430	.05550	.04800	-.36820	.01485	-.00120	.02010	.00100	.70000	.04114
.200	-4.230	-.26520	.04470	.04620	-.26780	.02503	-.00120	.01950	.00000	.71500	.04100
.200	-2.160	-.16980	.03780	.04580	-.17110	.03145	-.00070	.01990	-.00100	.73000	.04031
.200	-.060	-.07160	.03430	.04540	-.07160	.03422	-.00030	.01980	-.00300	.68500	.04007
.200	2.040	.02590	.03320	.04520	.02700	.03228	.00000	.02000	-.00700	.03700	.03953
.200	4.120	.12330	.03540	.04480	.12580	.02650	.00000	.02070	-.01000	.52000	.03964
.200	6.240	.22440	.04160	.04470	.22760	.01699	.00000	.02120	-.01100	.57900	.03856
.200	8.350	.32390	.05140	.04370	.32990	.00351	.00090	.02130	-.01300	.60300	.03821
.200	10.460	.42880	.06640	.04350	.43380	-.01254	.00070	.02020	-.01400	.61500	.03698
.200	12.560	.53230	.08930	.04360	.53900	-.02857	.00060	.01980	-.01600	.62200	.03908
.200	14.680	.64540	.12100	.04040	.65500	-.04650	.00110	.01960	-.01800	.62900	.04127
.200	16.810	.76480	.16340	.03430	.77940	-.06482	.00110	.02020	-.02000	.63500	.04281
.200	18.930	.89240	.21760	.02470	.91480	-.08375	.00040	.02180	-.01900	.64200	.04538
.200	21.080	1.01420	.29090	.01450	1.05090	-.09340	.00470	.02330	-.02900	.64700	.04856
.200	23.160	1.10860	.36900	.00940	1.16440	-.09678	.00220	.01850	-.02200	.64900	.05243
.200	25.280	1.20300	.44920	.00580	1.27960	-.10757	-.00090	.01630	-.01700	.65000	.05808
GRADIENT	.04656	-.00111	-.00016	.04714	.00018	.00020	.00014	-.00124	-.05291	-.00017	

0A118 B28C9M7F6W118E43V8R5X8

(AF6039) (04 JUN 74)

REFERENCE DATA

SREP = 4.4118 SQ.FT. XMRP = 43.5974 INCHES
 LREP = 19.2299 INCHES YMRP = .0000 INCHES
 BREP = 37.9339 INCHES ZMRP = 15.1875 INCHES
 SCALE = .0405 SCALE

PARAMETRIC DATA

BETA = .000 ELE-LI = .000
 ELE-LO = 10.000 ELE-RI = .000
 ELE-RO = 10.000 SPDBRK = 25.000
 BDFLAP = -12.000 RUDDER = .000
 ELE-OB = 10.000 AIL-OB = .000

RUN NO. 59/ 0 RN/L = 1.85 GRADIENT INTERVAL = -6.00/ 6.00

MACH	ALPHA	CL	CDP	CLM	CN	CAF	CYN	CBL	CY	XCP/L	CAB
.260	-10.480	-.50160	.07880	.02360	-.50780	-.01374	-.00040	.00290	.00300	.66900	.04241
.260	-8.380	-.39270	.08070	.01720	-.39740	.00282	-.00090	.00230	.00400	.66800	.04243
.260	-6.290	-.29420	.04900	.01470	-.29780	.01847	-.00110	.00210	.00500	.67000	.04228
.260	-4.200	-.19710	.04070	.01410	-.19980	.02618	-.00140	.00190	.00500	.67800	.04200
.260	-2.080	-.10110	.03930	.01400	-.10230	.03189	-.00140	.00190	.00400	.70200	.04208
.260	.000	-.00800	.03380	.01350	-.00600	.03381	-.00130	.00210	.00300	1.48700	.04119
.260	2.090	.09530	.03510	.01250	.09660	.03166	-.00130	.00200	.00300	.60400	.04109
.260	4.200	.19360	.03920	.01180	.19600	.02496	-.00140	.00190	.00200	.62900	.04088
.260	6.300	.29460	.04800	.01090	.29810	.01539	-.00150	.00190	.00200	.63800	.03954
.260	8.410	.39480	.05970	.01040	.39930	.00131	-.00160	.00180	.00200	.64200	.03939
.260	10.520	.49200	.07710	.01290	.49780	-.01402	-.00170	.00160	.00300	.64200	.03903
.260	12.630	.59490	.10150	.01250	.60270	-.03107	-.00130	.00150	.00100	.64400	.04013
.260	14.720	.70560	.13550	.00970	.71890	-.04826	-.00110	.00190	.00000	.64700	.04180
.260	16.840	.83100	.18150	.00180	.84790	-.06715	-.00080	.00090	.00000	.65100	.04357
.260	18.990	.95480	.23820	-.00840	.98030	-.08541	-.00100	.00330	-.00100	.65400	.04541
.260	21.120	1.07090	.31310	-.01390	1.11180	-.09393	.00420	.00370	-.01400	.65600	.04808
.260	23.210	1.15520	.39160	-.01580	1.21600	-.09543	.00280	.00410	-.01100	.65600	.05295
.260	25.340	1.24180	.47400	-.01620	1.32520	-.10331	.00110	.00370	-.00900	.65600	.05793
	GRADIENT	.04663	-.00015	-.00029	.04721	-.00012	.00000	.00000	-.00033	-.00936	-.00013

OAL18 B26C9M7F8W118E43V8R5X0

(AF6040) (04 JUN 74)

REFERENCE DATA

BREF = 4.4119 SQ.FT. XMRP = 43.3974 INCHES
 LREF = 19.2299 INCHES YMRP = .0000 INCHES
 DBREF = 37.9359 INCHES ZMRP = 15.1875 INCHES
 SCALE = .0405 SCALE

PARAMETRIC DATA

BETA = .000 ELE-LI = .000
 ELE-LO = 3.000 ELE-RI = .000
 ELE-RO = -3.000 SPDRK = 23.000
 BDFLAP = -12.000 RUDDER = .000
 ELE-OB = .000 AIL-OB = 3.000

RUN NO. 40/0 RN/L = 1.85 GRADIENT INTERVAL = -8.00/ 8.00

MACH	ALPHA	CL	CDP	CLM	CN	CAF	CYM	CBL	CY	XCP/L	CAB
.260	-10.340	-.57300	.08900	.05840	-.57960	-.01720	-.00030	.01300	.00500	.68900	.04081
.260	-8.430	-.48560	.06740	.05220	-.47040	-.00156	-.00090	.01220	.00300	.69300	.04091
.260	-6.330	-.36670	.05320	.04930	-.37030	.01245	-.00120	.01150	.00400	.70100	.04077
.260	-4.230	-.26670	.04260	.04790	-.27110	.02270	-.00110	.01080	.00200	.71700	.04074
.260	-2.130	-.17140	.03570	.04720	-.17260	.02931	-.00120	.01070	.00200	.75200	.04035
.260	-.040	-.07440	.03150	.04720	-.07440	.03144	-.00090	.01070	.00000	.88500	.04045
.260	2.030	.02310	.03090	.04680	.02420	.03007	-.00060	.01110	-.00100	-.05900	.03971
.260	4.170	.12380	.03290	.04690	.12580	.02383	-.00050	.01140	-.00300	.51500	.03960
.260	6.230	.22070	.03880	.04600	.22370	.01462	-.00040	.01150	-.00400	.57600	.03859
.260	8.350	.32400	.04900	.04430	.32770	.00147	-.00050	.01130	-.00500	.60200	.03815
.260	10.480	.42840	.06410	.04410	.43290	-.01484	-.00070	.01050	-.00400	.61400	.03876
.260	12.550	.52840	.08580	.04540	.53440	-.03110	-.00060	.01060	-.00600	.62000	.03943
.260	14.700	.64380	.11780	.04200	.65260	-.04935	-.00010	.01020	-.00800	.62800	.04116
.260	16.810	.76350	.16050	.03500	.77730	-.06714	.00020	.01050	-.01100	.63500	.04248
.260	18.940	.89130	.21460	.02590	.91280	-.08640	-.00010	.01220	-.01100	.64100	.04505
.260	21.080	1.01060	.28710	.01620	1.04620	-.09570	.00430	.01420	-.02100	.64600	.04824
.260	23.190	1.10810	.36580	.01140	1.16260	-.10011	.00250	.01150	-.01700	.64800	.05255
.260	25.310	1.20020	.44570	.00930	1.27550	-.11034	.00010	.01020	-.01400	.64900	.05746
	GRADIENT	.04673	-.00115	-.00011	.04726	.00914	.00009	.00008	-.00062	-.05758	-.00014

Q0118 B26C0N7F8W116E43V6R5X9

(AF6042) (04 JUN 74)

REFERENCE DATA

BREF = 4.4119 SQ.FT. XMRP = 43.5974 INCHES
 LREF = 19.2299 INCHES YMRP = .0000 INCHES
 RREF = 37.9359 INCHES ZMRP = 15.1875 INCHES
 SCALE = .0405 SCALE

PARAMETRIC DATA

BETA = .000 ELE-L1 = -10.000
 ELE-LO = 10.000 ELE-R1 = -10.000
 ELE-RO = -10.000 SPDBRK = 25.000
 BDFLAP = -12.000 RUDDER = .000
 ELE-OB = .000 AIL-OB = 10.000

RUN NO. 42/ 0 RN/L = 1.05 GRADIENT INTERVAL = -6.00/ 6.00

MACH	ALPHA	CL	CD	CLM	CN	CAF	CYN	CSL	CY	XCP/L	CAB
.260	-10.610	-.64890	.11100	.08960	-.65830	-.01033	-.00030	.00200	.00400	.70200	.03683
.260	-8.500	-.53830	.08500	.07960	-.54500	.00440	-.00120	.00160	.00600	.70600	.03738
.260	-6.400	-.43410	.06850	.07600	-.43900	.01966	-.00140	.00140	.00500	.71500	.03784
.260	-4.290	-.33650	.05620	.07490	-.33980	.03090	-.00150	.00130	.00500	.73300	.03696
.260	-2.160	-.23800	.04660	.07370	-.24040	.03766	-.00160	.00120	.00500	.76500	.03717
.260	-.090	-.14110	.04100	.07280	-.14120	.04083	-.00160	.00130	.00500	.84100	.03690
.260	2.000	-.04130	.03750	.07150	-.04000	.03898	-.00160	.00140	.00400	1.31800	.03674
.260	4.070	.05630	.03830	.07050	.05890	.03422	-.00160	.00140	.00300	.21200	.03603
.260	6.210	.15730	.04220	.06960	.16090	.02499	-.00140	.00160	.00200	.49500	.03500
.260	8.290	.25490	.04950	.06990	.25930	.01226	-.00160	.00160	.00300	.35200	.03468
.260	10.400	.35240	.06230	.07190	.35780	-.00231	-.00170	.00140	.00200	.57800	.03503
.260	12.510	.45460	.08140	.07280	.46150	-.01900	-.00140	.00140	.00200	.59400	.03674
.260	14.590	.56450	.11060	.07130	.57410	-.03515	-.00100	.00160	.00000	.60600	.03797
.260	16.710	.68500	.15070	.06440	.69940	-.05266	-.00120	.00070	.00100	.61800	.03954
.260	18.880	.81090	.20120	.05740	.83240	-.07210	-.00120	.00170	.00000	.62600	.04227
.260	21.000	.92500	.26360	.05290	.95810	-.08553	.00050	.00350	-.00400	.63100	.04338
.260	23.110	1.00620	.33690	.05390	1.05850	-.08329	.00270	.00480	-.00900	.63300	.04719
.260	25.210	1.08730	.40520	.05650	1.15640	-.09659	.00240	.00260	-.00800	.63400	.05172
	GRADIENT	.04704	-.00216	-.00053	.04774	.00038	-.00001	.00002	-.00024	-.02351	-.00011

OA118 B20C9H7F6W116E43V9R5X9

(AF6843) (04 JUN 74)

REFERENCE DATA

BREF = 4.4113 SQ.FT. XMRP = 43.9974 INCHES
 LREF = 19.2299 INCHES YMRP = .0000 INCHES
 BREF = 37.9359 INCHES ZMRP = 15.1675 INCHES
 SCALE = .0405 SCALE

PARAMETRIC DATA

BETA = .000 ELE-LI = -10.000
 ELE-LO = .000 ELE-RI = -10.000
 ELE-RO = .000 SPOBRK = 25.000
 BDFLAP = -12.000 RUDDER = .000
 ELE-OB = .000 AIL-OB = .000

RUN NO. 43/ 0 RN/L = 1.85 GRADIENT INTERVAL = -6.00/ 6.00

MACH	ALPHA	CL	CD	CLM	CN	CAF	CYM	CBL	CY	XCP/L	CAB
.260	-10.650	-.71660	.11800	.12260	-.72600	-.01642	-.00030	.00310	.00580	.71400	.03870
.260	-8.550	-.60260	.08960	.11250	-.60920	-.00097	-.00140	.00260	.00700	.72000	.03830
.260	-6.440	-.49790	.07110	.10730	-.50270	.01484	-.00150	.00230	.00600	.73000	.03620
.260	-4.330	-.40110	.05690	.10500	-.40420	.02646	-.00170	.00200	.00700	.74700	.03618
.260	-2.200	-.29930	.04650	.10360	-.30080	.03495	-.00180	.00190	.00600	.77600	.03528
.260	-.120	-.20250	.03770	.10300	-.20260	.03725	-.00180	.00200	.00600	.83900	.03620
.260	1.940	-.10500	.03340	.10230	-.10390	.03699	-.00180	.00230	.00500	1.01400	.03554
.260	4.080	-.00470	.03170	.10160	-.00240	.03199	-.00160	.00260	.00300	15.73500	.03536
.260	6.140	.09350	.03370	.10060	.09660	.02348	-.00160	.00250	.00300	.26800	.03449
.260	8.260	.19600	.03920	.10000	.19960	.01062	-.00170	.00250	.00300	.46700	.03477
.260	10.360	.29060	.04940	.10260	.29470	-.00362	-.00180	.00210	.00200	.52300	.03478
.260	12.480	.39410	.06660	.10380	.39920	-.02016	-.00160	.00220	.00200	.55600	.03620
.260	14.580	.50310	.09360	.10220	.51050	-.03606	-.00130	.00190	.00000	.57600	.03699
.260	16.700	.63070	.13190	.09420	.64200	-.05497	-.00140	.00130	.00100	.59800	.03985
.260	18.840	.75390	.18020	.08730	.77170	-.07297	-.00140	.00200	.00200	.61000	.04155
.260	20.970	.87150	.23930	.08030	.89940	-.08848	.00060	.00340	-.00300	.61900	.04459
.260	23.090	.98640	.31600	.07770	1.01300	-.08835	.00270	.00400	-.00900	.62300	.04686
.260	25.190	1.05370	.38040	.07940	1.11540	-.10434	.00280	.00280	-.00900	.62500	.05212
	GRADIENT	.04709	-.00303	-.00039	.04773	.00063	.00000	.00008	-.00043	1.44598	-.00007

0A118 B26C9M7F8W116E43V6R5X9

(AF0844) (04 JUN 74)

REFERENCE DATA

SREF = 4.4119 SQ.FT. XMRP = 43.5974 INCHES
 LREF = 19.2299 INCHES YMRP = .0000 INCHES
 BREF = 37.9339 INCHES ZMRP = 15.1875 INCHES
 SCALE = .9495 SCALE

PARAMETRIC DATA

BETA = .000 ELE-LI = 15.000
 ELE-LO = .000 ELE-RI = 15.000
 ELE-RO = .000 SPDBRK = 23.000
 BDFLAP = -12.000 RUDDER = .000
 ELE-OB = .000 AIL-OB = .000

RUN NO. 44/ 0 RN/L = 1.85 GRADIENT INTERVAL = -6.00/ 6.00

MACH	ALPHA	CL	COF	CLM	CN	CAF	CYN	CBL	CY	XCP/L	CAB
.200	-10.410	-.37380	.06320	-.03210	-.37900	-.00340	-.00030	.00300	.00300	.62000	.04746
.200	-8.320	-.27490	.05120	-.03400	-.27950	.01085	-.00090	.00290	.00400	.60700	.04698
.200	-6.200	-.17100	.04270	-.03700	-.17460	.02396	-.00120	.00270	.00500	.57400	.04744
.200	-4.110	-.07480	.03850	-.03870	-.07720	.03312	-.00130	.00270	.00400	.46700	.04731
.200	-2.010	.02210	.03720	-.03930	.02080	.03804	-.00110	.00300	.00400	1.34700	.04743
.200	.070	.11680	.03930	-.03970	.11690	.03918	-.00110	.00300	.00300	.77700	.04724
.200	2.170	.21540	.04460	-.03970	.21690	.03645	-.00130	.00300	.00200	.71900	.04600
.200	4.290	.31150	.05160	-.03690	.31450	.02819	-.00120	.00300	.00300	.69700	.04594
.200	6.380	.41020	.06420	-.04010	.41480	.01824	-.00140	.00320	.00300	.68700	.04398
.200	8.460	.52050	.08080	-.04540	.52670	.00330	-.00160	.00300	.00300	.68300	.04494
.200	10.570	.62910	.10460	-.04990	.63760	-.01263	-.00160	.00320	.00300	.68000	.04463
.200	12.690	.73390	.13390	-.05030	.74500	-.03050	-.00150	.00280	.00200	.67700	.04566
.200	14.870	.83520	.17570	-.05640	.87170	-.04975	-.00110	.00270	.00000	.67500	.04707
.200	16.930	.97550	.22500	-.06370	.99870	-.06892	-.00020	.00290	-.00300	.67500	.04915
.200	19.110	1.10240	.29030	-.07310	1.13670	-.08671	-.00050	.00310	-.00400	.67500	.05119
.200	21.190	1.20720	.37430	-.08150	1.26090	-.08753	.00810	.01020	-.02400	.67500	.05594
.200	23.300	1.29660	.45770	-.08480	1.37190	-.09267	.00280	.00290	-.01000	.67400	.06077
.200	25.470	1.40600	.59600	-.09610	1.50850	-.10284	.00150	.00310	-.01200	.67500	.06679
	GRADIENT	.04602	.00160	-.00004	.04669	-.00000	-.00000	.00000	-.00000	-.00797	-.00020

OA118 B26C9M7F8W116E43V8R5X9

(AF6045) (04 JUN 74)

REFERENCE DATA

SREF = 4.4119 SQ.FT. XMRP = 43.5974 INCHES
 LREF = 19.2299 INCHES YMRP = .0000 INCHES
 BREF = 37.9359 INCHES ZMRP = 19.1875 INCHES
 SCALE = .0405 SCALE

PARAMETRIC DATA

BETA = .000 ELE-LI = 19.000
 ELE-LO = 5.000 ELE-RI = 15.000
 ELE-RO = 5.000 SPOBRK = 29.000
 BDFLAP = -12.000 RUDDER = .000
 ELE-OB = 5.000 AIL-OB = .000

RUN NO. 45/ 0 RN/L = 1.05 GRADIENT INTERVAL = -6.00/ 6.00

MACH	ALPHA	CL	CDP	CLM	CM	CAF	CYN	CBL	CY	XCP/L	CAB
.200	-10.300	-.34210	.05930	-.04680	-.34720	-.00327	-.00090	.00310	.00300	.60200	.04700
.200	-8.300	-.24330	.04810	-.04900	-.24770	.01255	-.00070	.00270	.00300	.57900	.04703
.200	-6.100	-.14200	.04120	-.05170	-.14560	.02567	-.00120	.00250	.00500	.52100	.04794
.200	-4.070	-.04440	.03610	-.05300	-.04700	.03490	-.00110	.00250	.00400	.23700	.04764
.200	-1.980	.05150	.03770	-.05360	.05020	.03953	-.00120	.00260	.00400	1.04500	.04763
.200	.100	.14660	.04090	-.05350	.14670	.04063	-.00110	.00260	.00300	.76600	.04699
.200	2.190	.24230	.04610	-.05390	.24360	.03683	-.00120	.00240	.00300	.73300	.04671
.200	4.290	.33830	.05510	-.05290	.34140	.02960	-.00140	.00250	.00400	.70900	.04576
.200	6.390	.43860	.06840	-.05430	.44350	.01913	-.00150	.00250	.00400	.69700	.04453
.200	8.490	.54150	.08580	-.05710	.54820	.00485	-.00160	.00200	.00400	.69000	.04435
.200	10.620	.65580	.11060	-.06240	.66500	-.01218	-.00150	.00250	.00300	.68600	.04510
.200	12.740	.75770	.14130	-.06150	.77020	-.02926	-.00140	.00230	.00200	.68100	.04543
.200	14.860	.87710	.18290	-.06780	.89470	-.04613	-.00100	.00190	.00000	.68000	.04713
.200	16.970	.99820	.23450	-.07600	1.02320	-.06720	-.00010	.00150	-.00100	.67900	.04890
.200	19.110	1.12310	.29880	-.08530	1.15900	-.08550	-.00030	.00410	-.00300	.67900	.05155
.200	21.250	1.22680	.36960	-.09220	1.28320	-.08496	.00830	.01030	-.02500	.67800	.05596
.200	23.350	1.31890	.47160	-.09710	1.39780	-.08987	.00260	.00180	-.00800	.67700	.06140
.200	25.470	1.41510	.56570	-.10390	1.52080	-.09789	.00150	.00420	-.01100	.67700	.06659
	GRADIENT	.04577	.00203	-.00000	.04645	-.00064	-.00003	-.00001	-.00005	.03024	-.00023

0A118 B26C9HTF0W110E43V0R5X9

(AF6047) (06 JUN 74)

REFERENCE DATA

SREF = 4.4119 SQ.FT. XMRP = 43.5974 INCHES
 LREF = 19.2209 INCHES YMRP = .0000 INCHES
 BREF = 37.9359 INCHES ZMRP = 13.1875 INCHES
 SCALE = .0405 SCALE

PARAMETRIC DATA

BETA = .000 ELE-LI = 15.000
 ELE-LO = 5.000 ELE-RI = 15.000
 ELE-RO = -5.000 SPOBRK = 25.000
 BDFLAP = -12.000 RUDDER = .000
 ELE-OB = .000 AIL-OB = 5.000

RUN NO. 47/ 0 RN/L = 1.85 GRADIENT INTERVAL = -6.00/ 6.00

MACH	ALPHA	CL	CDP	CLM	CN	CAF	CYN	CBL	CY	XCP/L	CAB
.260	-10.410	-.37500	.06460	-.03020	-.38050	-.00417	-.00010	.01230	.00200	.62200	.04750
.260	-8.300	-.27380	.05230	-.03270	-.27850	.01222	-.00080	.01190	.00300	.60600	.04679
.260	-6.210	-.17270	.04360	-.03640	-.17640	.02493	-.00090	.01110	.00200	.57800	.04775
.260	-4.090	-.07490	.03920	-.03890	-.07750	.03384	-.00080	.01080	.00200	.47100	.04759
.260	-2.000	.02200	.03920	-.03650	.02060	.04003	-.00060	.01100	.00000	1.34000	.04646
.260	.120	.11970	.04090	-.03890	.11980	.04065	-.00050	.01110	.00000	.77100	.04665
.260	2.170	.21490	.04570	-.03890	.21650	.03754	-.00020	.01140	-.00200	.71800	.04581
.260	4.260	.30650	.03280	-.03740	.31160	.02970	-.00010	.01160	-.00400	.69600	.04541
.260	6.390	.40910	.06520	-.03890	.41380	.01930	-.00010	.01200	-.00400	.68600	.04431
.260	8.510	.51470	.08200	-.04190	.52120	.00495	-.00020	.01110	-.00400	.68100	.04401
.260	10.630	.62900	.10620	-.04810	.63780	-.01165	-.00010	.01210	-.00700	.67900	.04477
.260	12.720	.73060	.13510	-.04780	.74250	-.02914	-.00030	.01090	-.00700	.67500	.04535
.260	14.840	.84860	.17350	-.05410	.86540	-.04777	-.00040	.01160	-.00800	.67500	.04663
.260	16.980	.96880	.22580	-.06010	.99230	-.06694	.00030	.01210	-.01300	.67400	.04639
.260	19.100	1.09560	.28920	-.06950	1.13010	-.08542	.00000	.01400	-.01300	.67400	.05120
.260	21.230	1.20580	.37570	-.08000	1.26000	-.08661	.00790	.01700	-.03100	.67500	.05578
.260	23.340	1.30250	.46680	-.08850	1.38080	-.08752	-.00060	.00850	-.01000	.67500	.06215
.260	25.470	1.40050	.55640	-.09630	1.50910	-.10261	.00040	.00980	-.01500	.67500	.06696
	GRADIENT	.04590	.00161	.00004	.04658	-.00051	.00009	.00010	-.00067	-.00825	-.00024

0A118 B26C9M7F8W116E43V0R920

(AF8048) (04 JUN 74)

REFERENCE DATA

SREF = 4.4119 SQ.FT. XMRP = 43.5974 INCHES
 LREF = 19.2299 INCHES YMRP = .0000 INCHES
 BREF = 37.9359 INCHES ZMRP = 15.1875 INCHES
 SCALE = .0405 SCALE

PARAMETRIC DATA

BETA = .000 ELE-L1 = 15.000
 ELE-LO = 15.000 ELE-R1 = 15.000
 ELE-RO = -5.000 SPDRK = 25.000
 BDFLAP = -12.000 RUDDER = .000
 ELE-OB = 5.000 AIL-OB = 10.000

RUN NO. 48/ 0 RN/L = 1.85 GRADIENT INTERVAL = -6.00/ 6.00

MACH	ALPHA	CL	CDP	CLM	CN	CAF	CYN	CBL	CY	XCP/L	CAB
.260	-10.400	-.34050	.06330	-.04640	-.34650	.00081	-.00120	.02080	.00000	.60200	.04756
.260	-8.260	-.23780	.05090	-.04950	-.24270	.01816	-.00150	.02060	.00000	.57700	.04796
.260	-6.160	-.13980	.04450	-.05280	-.13980	.02960	-.00160	.01980	.00000	.51300	.04727
.260	-4.060	-.03940	.04090	-.05440	-.04220	.03805	-.00130	.01980	-.00200	.17800	.04792
.260	-1.970	.05620	.04090	-.05550	.05470	.04289	-.00080	.02010	-.00500	1.02500	.04743
.260	.120	.15290	.04340	-.05540	.15300	.04314	-.00040	.02050	-.00900	.78500	.04788
.260	2.190	.24680	.04970	-.05520	.24850	.04027	-.00020	.02080	-.01000	.73300	.04652
.260	4.280	.34060	.03900	-.05370	.34410	.03336	-.00010	.02110	-.01200	.70900	.04531
.260	6.420	.44360	.07220	-.05510	.44890	.02212	-.00010	.02140	-.01300	.69700	.04468
.260	8.510	.54900	.09040	-.05850	.55640	.00813	-.00010	.02040	-.01400	.69000	.04438
.260	10.610	.65780	.11510	-.06320	.66760	-.00796	-.00040	.02070	-.01500	.68600	.04503
.260	12.730	.76510	.14600	-.06560	.77850	-.02628	-.00100	.02070	-.01600	.68300	.04584
.260	14.890	.87920	.18720	-.06970	.89780	-.04450	-.00110	.02040	-.01800	.68000	.04727
.260	16.980	.99720	.23790	-.07500	1.02320	-.06332	-.00050	.02060	-.02100	.67900	.04911
.260	19.120	1.12350	.30370	-.08330	1.16100	-.08112	-.00130	.02260	-.02000	.67900	.05130
.260	21.230	1.23330	.39130	-.09550	1.29130	-.08194	.00640	.02480	-.03700	.67900	.05605
.260	23.350	1.32560	.48130	-.10140	1.40780	-.08351	-.00210	.01560	-.01700	.67800	.06280
.260	25.460	1.41650	.56740	-.10410	1.52270	-.09666	-.00210	.01380	-.01500	.67700	.06701
	GRADIENT	.04561	.00216	.00008	.04637	-.00057	.00014	.00016	-.00120	.03702	-.00029

0A118 B26C9M7F0W10E43V0RSX9

(AP0049) (04 JUN 74)

REFERENCE DATA

BREF = 4.4119 30.FT. XMRP = 43.9974 INCHES
 LREF = 19.2299 INCHES YMRP = .0000 INCHES
 BREF = 37.9359 INCHES ZMRP = 15.1675 INCHES
 SCALE = .0403 SCALE

PARAMETRIC DATA

BETA = .000 ELE-LI = 19.000
 ELE-LO = 10.000 ELE-RI = 19.000
 ELE-RO = -5.000 SPDBRK = 25.000
 BOFLAP = -12.000 RUDDER = .000
 ELE-OB = .000 AIL-OB = 10.000

RUN NO. 49/ 0 RN/L = 1.05 GRADIENT INTERVAL = -8.00/ 8.00

MACH	ALPHA	CL	CDP	CLM	CM	CAF	CYN	CSL	CY	XCP/L	CAB
.260	-10.400	-.37590	.06720	-.03090	-.38190	-.00175	-.00040	.02050	.00100	.62200	.04771
.260	-8.270	-.27170	.05320	-.03400	-.27660	.01338	-.00080	.02010	.00100	.60600	.04834
.260	-6.160	-.17030	.04600	-.03750	-.17420	.02748	-.00080	.01950	.00000	.57200	.04754
.260	-4.060	-.07180	.04160	-.03930	-.07460	.03667	-.00070	.01930	.00000	.45800	.04753
.260	-1.950	.02960	.04060	-.03970	.02410	.04167	-.00030	.01950	-.00300	1.25600	.04712
.260	.100	.11950	.04250	-.04020	.11950	.04230	.00000	.01970	-.00500	.77600	.04684
.260	2.190	.21630	.04800	-.03960	.21800	.03968	.00030	.01990	-.00800	.71900	.04599
.260	4.280	.30870	.05610	-.03860	.31200	.03288	.00050	.02010	-.01000	.69700	.04492
.260	6.410	.41060	.06830	-.03990	.41560	.02202	.00070	.02070	-.01200	.66700	.04398
.260	8.540	.51760	.08540	-.04400	.52450	.00756	.00090	.02040	-.01400	.66300	.04421
.260	10.630	.62470	.10860	-.04710	.63400	-.00829	.00090	.02040	-.01500	.67900	.04416
.260	12.740	.73210	.13880	-.04920	.74470	-.02613	.00060	.01920	-.01500	.67600	.04503
.260	14.850	.84790	.17660	-.05400	.86530	-.04476	.00060	.01960	-.01600	.67500	.04699
.260	16.970	.96760	.22830	-.05970	.99210	-.06412	.00100	.02080	-.02100	.67400	.04911
.260	19.120	1.09000	.29130	-.06860	1.12530	-.08169	.00040	.02300	-.02200	.67400	.05081
.260	21.250	1.20670	.37960	-.08090	1.26220	-.08378	.00750	.02480	-.03700	.67500	.05572
.260	23.350	1.30190	.46980	-.08790	1.38150	-.08472	-.00130	.01560	-.01600	.67500	.08176
.260	25.500	1.39690	.55620	-.09270	1.50210	-.10046	-.00090	.01570	-.01800	.67400	.06662
GRADIENT		.04562	.00171	.00007	.04636	-.00046	.00014	.00011	-.00120	-.00240	-.00030

OA118 BR0C9M7F0W116E43V0R5X9

(AF0050) (04 JUN 74)

REFERENCE DATA

SREF = 4.4119 SQ.FT. XMRP = 43.9974 INCHES
 LREF = 19.2299 INCHES YMRP = .0000 INCHES
 BREF = 37.9359 INCHES ZMRP = 15.1875 INCHES
 SCALE = .0405 SCALE

PARAMETRIC DATA

BETA = .000 ELE-LI = 19.000
 ELE-LO = 10.000 ELE-RI = 15.000
 ELE-RO = .000 SPOBRK = 25.000
 BDFLAP = -12.000 RUDDER = .000
 ELE-OB = 5.000 AIL-OB = 5.000

RUN NO. 50/ 0 RN/L = 1.85 GRADIENT INTERVAL = -8.00/ 8.00

MACH	ALPHA	CL	CDP	CLM	CN	CAF	CYN	CBL	CY	XCP/L	CAB
.260	-10.390	-.34100	.06070	-.04580	-.34640	-.00101	-.00070	.01190	.00100	.60300	.04769
.260	-8.300	-.23980	.04950	-.04910	-.24440	.01444	-.00120	.01120	.00200	.57800	.04723
.260	-6.190	-.13790	.04250	-.05240	-.14160	.02737	-.00140	.01080	.00200	.51800	.04721
.260	-4.070	-.04090	.03890	-.05370	-.04360	.03598	-.00130	.01090	.00100	.19800	.04732
.260	-1.990	.05470	.03820	-.05430	.05330	.04009	-.00110	.01100	.00000	1.02600	.04773
.260	.080	.14960	.04170	-.05440	.14960	.04150	-.00110	.01110	.00000	.76600	.04700
.260	2.200	.24660	.04680	-.05440	.24820	.03736	-.00080	.01120	-.00200	.73200	.04717
.260	4.260	.33950	.05550	-.05300	.34270	.03010	-.00090	.01120	-.00300	.70900	.04565
.260	6.390	.44020	.06860	-.05480	.44510	.01919	-.00100	.01160	-.00300	.69700	.04479
.260	8.510	.54930	.08710	-.05920	.53610	.00490	-.00120	.01110	-.00300	.69100	.04484
.260	10.600	.63730	.11170	-.06300	.66660	-.01120	-.00130	.01060	-.00400	.68600	.04491
.260	12.720	.76150	.14260	-.06350	.77430	-.02864	-.00130	.01020	-.00500	.68200	.04545
.260	14.850	.87790	.18400	-.06890	.89580	-.04715	-.00140	.01040	-.00700	.68000	.04678
.260	16.960	.99950	.23600	-.07590	1.02480	-.06590	-.00080	.01070	-.01000	.67900	.04850
.260	19.100	1.12990	.30150	-.08920	1.16260	-.08366	-.00100	.01270	-.01100	.67900	.05038
.260	21.240	1.23230	.38830	-.09380	1.28930	-.08445	.00730	.01710	-.03100	.67800	.05586
.260	23.340	1.32480	.47980	-.10050	1.40650	-.08442	-.00090	.00940	-.01100	.67800	.06185
.260	25.440	1.41870	.56630	-.10430	1.52440	-.09820	-.00030	.00880	-.01200	.67700	.06670
	GRADIENT	.04569	.00200	.00008	.04640	-.00070	.00005	.00004	-.00048	.03484	-.00019

0A110 B20C9W7F6W110E43V8R5X9

(AF0051) (04 JUN 74)

REFERENCE DATA

SREF = 4.4119 SQ.FT. XMRP = 43.9974 INCHES
 LREF = 19.2299 INCHES YMRP = .0000 INCHES
 BREF = 37.9359 INCHES ZMRP = 15.1075 INCHES
 SCALE = .0405 SCALE

PARAMETRIC DATA

BETA = .000 ELE-LI = 20.000
 ELE-LO = 10.000 ELE-RI = 20.000
 ELE-RO = 10.000 SPOBRK = 25.000
 BDPLAP = -12.000 RUDDER = .000
 ELE-OB = 10.000 AIL-OB = .000

RUN NO. 51/ 0 RN/L = 1.05 GRADIENT INTERVAL = -0.00/ 0.00

MACH	ALPHA	CL	CD	CLM	CN	CAF	CYN	CBL	CY	XCP/L	CAB
.260	-10.330	-.25040	.05640	-.08850	-.23650	.01061	-.00070	.00090	.00400	.32500	.04910
.260	-8.120	-.14390	.04720	-.09210	-.14920	.02642	-.00100	.00060	.00500	.42500	.04993
.260	-6.120	-.04950	.04340	-.09490	-.05390	.03769	-.00100	.00050	.00500	.00400	.05050
.260	-4.000	.04950	.04290	-.09640	.04640	.04635	-.00120	.00030	.00600	1.41600	.04999
.260	-1.910	.14260	.04570	-.09740	.14100	.05052	-.00130	.00020	.00600	.90600	.04964
.260	.180	.24000	.05110	-.09750	.24010	.05043	-.00150	.00020	.00600	.80100	.04923
.260	2.260	.33340	.05950	-.09710	.33350	.04634	-.00170	.00040	.00700	.75800	.04810
.260	4.330	.42460	.07070	-.09540	.42860	.03846	-.00190	.00040	.00700	.73400	.04748
.260	6.450	.52900	.08750	-.09860	.53550	.02749	-.00240	.00060	.00800	.71900	.04663
.260	8.560	.63650	.10910	-.10350	.64560	.01314	-.00250	.00030	.00800	.71100	.04679
.260	10.680	.75010	.13820	-.10960	.76280	-.00325	-.00280	.00070	.00900	.70300	.04669
.260	12.810	.85090	.17120	-.10790	.86770	-.02175	-.00250	-.00050	.00800	.69700	.04766
.260	14.900	.96440	.21570	-.11520	.98750	-.03961	-.00180	-.00090	.00500	.69400	.04900
.260	17.040	1.08490	.27100	-.12020	1.11670	-.05877	-.00050	-.00210	.00000	.69100	.05020
.260	19.170	1.21590	.34410	-.13200	1.26140	-.07420	.00130	.00080	-.00300	.69000	.05350
.260	21.300	1.29980	.42440	-.12980	1.36520	-.07673	.00750	.01000	-.02200	.68700	.05783
.260	23.400	1.39920	.52660	-.14450	1.49330	-.07254	.00030	.00110	-.00300	.68700	.06481
.260	25.530	1.49290	.61790	-.14700	1.61340	-.08589	.00190	.00310	-.00600	.68500	.06919
	GRADIENT	.04517	.00333	.00011	.04605	-.00096	-.00009	.00002	.00014	-.07261	-.00031

0A110 B26C9M7F6M116E43V0R5X9

(AF8052) 1 04 JUN 74]

REFERENCE DATA

WREF = 4.4119 SQ.FT. XMRP = 43.9974 INCHES
 LREF = 19.2299 INCHES YMRP = .0000 INCHES
 WREF = 37.9399 INCHES ZMRP = 15.1873 INCHES
 SCALE = .0409 SCALE

PARAMETRIC DATA

BETA = .000 ELE-LI = 20.000
 ELE-LO = 15.000 ELE-RI = 20.000
 ELE-RO = 15.000 SPDRK = 25.000
 BOFLAP = -12.000 RUDDER = .000
 ELE-OB = 10.000 AIL-OB = 3.000

RUN NO. 52/ 0 RN/L = 1.85 GRADIENT INTERVAL = -8.00/ 6.00

MACH	ALPHA	CL	CDP	CLM	CN	CAF	CYM	CBL	CY	XCP/L	CAB
.260	-10.340	-.24800	.05730	-.08950	-.25430	.01191	-.00130	.00930	.00400	.32200	.04940
.260	-8.220	-.14460	.04830	-.09290	-.15010	.02712	-.00160	.00920	.00400	.42400	.04983
.260	-6.130	-.04730	.04410	-.09670	-.03180	.03880	-.00160	.00910	.00300	-.03400	.05069
.260	-4.040	.04970	.04390	-.09810	.04650	.04738	-.00130	.00920	.00200	1.42700	.05003
.260	-1.940	.14380	.04720	-.09880	.14210	.05208	-.00120	.00930	.00200	.90700	.04898
.260	.160	.24100	.05210	-.09860	.24120	.05143	-.00120	.00930	.00100	.80200	.04924
.260	2.230	.33340	.06060	-.09770	.33550	.04749	-.00130	.00960	.00100	.75900	.04819
.260	4.370	.42670	.07240	-.09630	.43300	.03953	-.00130	.00950	.00000	.73400	.04729
.260	6.450	.53000	.08830	-.09980	.53650	.02823	-.00160	.00940	.00000	.72000	.04688
.260	8.560	.64000	.11060	-.10550	.64930	.01414	-.00180	.00870	.00000	.71100	.04644
.260	10.670	.75350	.13900	-.11090	.76620	-.00296	-.00200	.00760	.00000	.70500	.04727
.260	12.800	.85570	.17320	-.11300	.87280	-.02071	-.00270	.00800	.00000	.69900	.04779
.260	14.910	.97730	.22040	-.11940	1.00110	-.03846	-.00250	.00700	-.00100	.69600	.04873
.260	17.020	1.09640	.27550	-.12650	1.12900	-.05748	-.00180	.00630	-.00400	.69300	.05067
.260	19.160	1.22270	.34800	-.13540	1.26920	-.07270	.00000	.00790	-.00960	.69100	.05337
.260	21.270	1.29380	.43240	-.13200	1.36250	-.06655	.00010	.00910	-.01000	.68700	.05831
.260	23.380	1.39850	.52680	-.14430	1.49270	-.07164	-.00170	.00620	-.00500	.68700	.06441
.260	25.510	1.48840	.61650	-.14670	1.60880	-.08477	-.00090	.00490	-.00600	.68500	.06961
	GRADIENT	.04510	.00335	.00022	.04600	-.00097	-.00000	.00004	-.00024	-.07298	-.00030

0A118 826C9M7F0W118E43V825X9

(AP0053) (04 JUN 74)

REFERENCE DATA

BREF = 4.4119 SQ.FT. XMRP = 43.5974 INCHES
 LREF = 19.2259 INCHES YMRP = .0000 INCHES
 WREF = 37.9358 INCHES ZMRP = 15.1075 INCHES
 SCALE = .0405 SCALE

PARAMETRIC DATA

BETA = .000 ELE-LI = 20.000
 ELE-LO = 20.000 ELE-RI = 20.000
 ELE-RO = .000 SPOBRK = 25.000
 BOFLAP = -12.000 RUDDER = .000
 ELE-OB = 10.000 AIL-OB = 10.000

RUN NO. 53/ 0 RN/L = 1.85 GRADIENT INTERVAL = -6.00/ 6.00

WACH	ALPHA	CL	COF	CLM	CN	CAF	CYN	CBL	CY	XCP/L	CAB
.200	-10.350	-.24440	.05930	-.09080	-.25110	.01451	-.00270	.01920	.00200	.31900	.05029
.200	-8.240	-.14130	.05170	-.09420	-.14730	.03095	-.00280	.01910	.00100	.41600	.04935
.200	-6.120	-.04240	.04680	-.09780	-.04710	.04186	-.00270	.01880	.00000	-.11000	.05066
.200	-4.040	.05330	.04690	-.09930	.04990	.05062	-.00200	.01890	-.00200	1.30400	.05022
.200	-1.930	.14080	.04970	-.09980	.14700	.05469	-.00170	.01920	-.00400	.90100	.04997
.200	.160	.24390	.05540	-.09920	.24410	.05474	-.00150	.01940	-.00600	.80100	.04925
.200	2.290	.33960	.06440	-.09820	.34190	.05082	-.00140	.01980	-.00600	.73700	.04613
.200	4.340	.42660	.07570	-.09590	.43110	.04322	-.00150	.01980	-.00900	.73400	.04746
.200	6.440	.53180	.09250	-.10010	.53890	.03224	-.00200	.01930	-.00900	.72000	.04655
.200	8.590	.65160	.11630	-.10910	.66170	.01762	-.00240	.01880	-.00900	.71200	.04697
.200	10.710	.78330	.14580	-.11520	.77710	.00144	-.00260	.01900	-.01100	.70600	.04704
.200	12.760	.86610	.17950	-.11660	.88430	-.01664	-.00350	.01840	-.01000	.70000	.04811
.200	14.910	.97800	.22460	-.12020	1.00290	-.03465	-.00360	.01790	-.01200	.69600	.04897
.200	17.040	1.09980	.28120	-.12780	1.13390	-.05338	-.00340	.01830	-.01500	.69300	.05077
.200	19.190	1.21780	.34900	-.13240	1.26480	-.07086	-.00370	.01900	-.01400	.69000	.05337
.200	21.280	1.30350	.43080	-.13430	1.37280	-.07243	.00300	.02190	-.03000	.68800	.05774
.200	23.390	1.39510	.52820	-.14230	1.49020	-.06916	-.00400	.01430	-.01100	.68700	.06445
.200	25.510	1.48590	.61790	-.14550	1.60710	-.08241	-.00390	.01010	-.00900	.68500	.06983
	GRADIENT	.04468	.00344	.00040	.04563	-.00089	.00006	.00011	-.00086	-.06892	-.00035

0A118 B26C8M7F6W116E43V8R3X8

(AF6054) (04 JUN 74)

REFERENCE DATA

SREF = 4.4119 38.FT. XMRP = 43.5974 INCHES
 LREF = 19.2299 INCHES YMRP = .0000 INCHES
 BREF = 37.9359 INCHES ZMRP = 15.1875 INCHES
 SCALE = .0405 SCALE

PARAMETRIC DATA

BETA = .000 ELE-LI = 10.000
 ELE-LO = 20.000 ELE-R1 = 10.000
 ELE-RO = .000 SPOBRK = 25.000
 BDFLAP = -12.000 RUDDER = .000
 ELE-OB = 10.000 AIL-OB = 10.000

RUN NO. 54 / 0 RN/L = 1.85 GRADIENT INTERVAL = -8.00/ 6.00

MACH	ALPHA	CL	CDP	CLM	CN	CAF	CYN	CBL	CT	XCP/L	CAB
.260	-10.410	-.36810	.06480	-.03720	-.37380	-.00283	-.00280	.02110	.00000	.61500	.04664
.260	-8.300	-.26350	.05070	-.04140	-.26810	.01220	-.00290	.02100	.00100	.59500	.04782
.260	-6.190	-.16220	.04410	-.04390	-.16600	.02633	-.00260	.02070	-.00100	.55400	.04892
.260	-4.100	-.06520	.04030	-.04500	-.06790	.03553	-.00250	.02080	-.00300	.40800	.04882
.260	-1.990	.03070	.03930	-.04570	.02930	.04043	-.00210	.02120	-.00500	1.22500	.04702
.260	.090	.12580	.04190	-.04580	.12590	.04171	-.00190	.02150	-.00700	.78600	.04653
.260	2.210	.22190	.04740	-.04560	.22350	.03878	-.00150	.02190	-.01000	.72700	.04531
.260	4.290	.32030	.05560	-.04620	.32360	.03152	-.00160	.02230	-.01200	.70400	.04517
.260	6.390	.41900	.06840	-.04750	.42400	.02132	-.00180	.02260	-.01300	.69300	.04381
.260	8.500	.52420	.08630	-.05070	.53120	.00793	-.00210	.02290	-.01400	.68700	.04317
.260	10.600	.63290	.10990	-.05400	.64230	-.00839	-.00260	.02310	-.01400	.68300	.04375
.260	12.750	.73970	.14080	-.05490	.75260	-.02586	-.00310	.02290	-.01500	.67900	.04452
.260	14.840	.85040	.18060	-.05890	.86830	-.04332	-.00290	.02070	-.01700	.67700	.04555
.260	16.980	.96860	.23100	-.06370	.99400	-.06206	-.00270	.02010	-.01800	.67500	.04716
.260	19.090	1.08850	.29200	-.06990	1.12420	-.08008	-.00330	.02130	-.01700	.67300	.04950
.260	21.200	1.18710	.37000	-.07460	1.24060	-.08441	.00280	.02580	-.03200	.67400	.05307
.260	23.310	1.28000	.46250	-.08140	1.35850	-.08180	-.00380	.01680	-.01600	.67400	.05930
.260	25.430	1.37070	.54750	-.08380	1.47300	-.09472	-.00370	.01530	-.01600	.67300	.06431
GRADIENT		.04586	.00164	-.00011	.04658	-.00046	.00011	.00018	-.00110	.00459	-.00024

0A118 B26C9M7F0W116E43V8R3X9

(AF6855) (04 JUN 74)

REFERENCE DATA

SREF = 4.4119 SQ.FT. XMRP = 43.9974 INCHES
 LREF = 19.2299 INCHES YMRP = .0000 INCHES
 DREF = 37.9359 INCHES ZMRP = 15.1875 INCHES
 SCALE = .0409 SCALE

PARAMETRIC DATA

BETA = .000 ELE-LI = 10.000
 ELE-LO = 20.000 ELE-RI = 10.000
 ELE-RO = 20.000 SPDRK = 25.000
 DDFLAP = -12.000 RUDDER = .000
 ELE-OB = 20.000 AIL-OB = .000

RUN NO. 55/ 0 RN/L = 1.85 GRADIENT INTERVAL = -6.00/ 6.00

MACH	ALPHA	CL	CDP	CLM	CN	CAF	CYN	CBL	CY	XCP/L	CAB
.260	-10.360	-.29640	.06010	-.07080	-.30240	.00585	-.00060	.00290	.00300	.56500	.04799
.260	-8.260	-.18940	.04980	-.07650	-.19460	.02210	-.00110	.00240	.00400	.50700	.04824
.260	-6.160	-.09190	.04420	-.07860	-.09610	.03413	-.00120	.00230	.00400	.35000	.04870
.260	-4.050	.00390	.04240	-.07960	.00090	.04265	-.00120	.00240	.00400	32.07100	.04881
.260	-1.990	.09620	.04420	-.07950	.09460	.04756	-.00130	.00240	.00400	.96100	.04780
.260	.130	.19310	.04090	-.08050	.19320	.04855	-.00120	.00230	.00400	.60500	.04747
.260	2.200	.28820	.05800	-.08120	.29010	.04493	-.00120	.00200	.00300	.75500	.04739
.260	4.310	.38800	.06730	-.08170	.39200	.03795	-.00130	.00180	.00400	.72800	.04594
.260	6.440	.48950	.08250	-.08370	.49370	.02712	-.00150	.00200	.00400	.71400	.04503
.260	8.540	.59670	.10310	-.08720	.60540	.01333	-.00180	.00220	.00400	.70500	.04427
.260	10.650	.70260	.12930	-.08970	.71440	-.00277	-.00200	.00220	.00400	.69800	.04474
.260	12.740	.80900	.16210	-.09010	.82090	-.01944	-.00200	.00230	.00300	.69200	.04479
.260	14.860	.91450	.20400	-.09290	.93630	-.03745	-.00160	.00090	.00100	.68800	.04670
.260	16.990	1.03090	.25620	-.09790	1.06070	-.05616	-.00140	.00090	.00100	.68600	.04759
.260	19.090	1.14310	.31820	-.10190	1.18430	-.07322	-.00150	.00290	.00000	.68300	.04957
.260	21.240	1.23470	.39820	-.10210	1.29510	-.07609	.00620	.01130	-.02500	.68100	.05421
.260	23.320	1.32290	.49240	-.10850	1.40970	-.07150	.00000	.00330	-.00400	.68000	.05992
.260	25.450	1.40380	.57830	-.10810	1.51610	-.08131	.00180	.00430	-.01100	.67800	.06466
	GRADIENT	.04592	.00295	-.00028	.04676	-.00058	-.00000	-.00008	-.00005	-2.99918	-.00029

0A118 B26C9M7F6W118E43V6R5X9

(AF0856) (04 JUN 74)

REFERENCE DATA

SREF = 4.4119 SQ.FT. XMRP = 43.9974 INCHES
 LREF = 19.2299 INCHES YMRP = .0000 INCHES
 BREF = 37.9359 INCHES ZMRP = 15.1875 INCHES
 SCALE = .0405 SCALE

PARAMETRIC DATA

BETA = .000 ELE-LI = 10.000
 ELE-LO = 15.000 ELE-RI = 10.000
 ELE-RO = 5.000 SPDBRK = 25.000
 DDPLAP = -12.000 RUDDER = .000
 ELE-OB = 10.000 AIL-OB = 5.000

RUN NO. 56/ 0 RN/L = 1.05 GRADIENT INTERVAL = -6.00/ 6.00

MACH	ALPHA	CL	CDP	CLM	CN	CAF	CYN	CBL	CY	XCP/L	CAB
.260	-10.400	-.37030	.06230	-.03330	-.37590	-.00557	-.00110	.01200	.00100	.61900	.04632
.260	-8.200	-.26740	.04850	-.03810	-.27160	.00950	-.00160	.01190	.00200	.60000	.04737
.260	-6.190	-.16740	.04080	-.04070	-.17080	.02257	-.00160	.01170	.00100	.56400	.04752
.260	-4.090	-.07070	.03680	-.04160	-.07310	.03172	-.00150	.01180	.00000	.44200	.04747
.260	-2.010	.02450	.03600	-.04220	.02330	.03686	-.00120	.01220	-.00100	1.31900	.04705
.260	.070	.11980	.03790	-.04250	.11980	.03782	-.00130	.01250	-.00200	.76200	.04693
.260	2.170	.21610	.04280	-.04290	.21750	.03466	-.00120	.01270	-.00300	.72400	.04622
.260	4.270	.31180	.05100	-.04270	.31480	.02762	-.00110	.01280	-.00500	.70200	.04506
.260	6.370	.41210	.06400	-.04340	.41670	.01792	-.00120	.01260	-.00500	.69000	.04330
.260	8.480	.51470	.07970	-.04480	.52090	.00288	-.00150	.01250	-.00500	.68300	.04362
.260	10.570	.62020	.10310	-.04690	.62860	-.01235	-.00180	.01230	-.00600	.67900	.04371
.260	12.740	.72930	.13360	-.04830	.74080	-.03051	-.00200	.01290	-.00700	.67600	.04497
.260	14.810	.83940	.17310	-.05220	.85580	-.04723	-.00180	.01180	-.00800	.67400	.04532
.260	16.930	.96110	.22450	-.05970	.98470	-.06541	-.00140	.01050	-.01000	.67400	.04654
.260	19.070	1.08520	.28640	-.06710	1.11920	-.08397	-.00170	.01270	-.01100	.67400	.04908
.260	21.200	1.18570	.36350	-.07060	1.23760	-.08815	.00490	.01810	-.02800	.67300	.05272
.260	23.320	1.27160	.44800	-.07420	1.34510	-.09191	.00000	.01030	-.01400	.67200	.05834
.260	25.420	1.36700	.54100	-.08000	1.46690	-.09817	-.00080	.01050	-.01500	.67200	.06388
	GRADIENT	.04577	.00169	-.00014	.04641	-.00050	.00004	.00012	-.00057	-.00369	-.00027

0A118 B26C9N7F8W116E43V8R5X9

(AF0897) (04 JUN 74)

REFERENCE DATA

SREF = 4.4119 SQ.FT. XMRP = 43.5974 INCHES
 LREF = 19.2299 INCHES YMRP = .0000 INCHES
 BREF = 37.9399 INCHES ZMRP = 15.1875 INCHES
 SCALE = .0409 SCALE

PARAMETRIC DATA

BETA = .000 ELE-LI = 10.000
 ELE-LO = .000 ELE-RI = 10.000
 ELE-RO = .000 SPDRK = 29.000
 BDPLAP = -12.000 RUDDER = .000
 ELE-OB = .000 AIL-OB = .000

RUN NO. 977 0 RH/L = 1.85 GRADIENT INTERVAL = -6.00/ 6.00

MACH	ALPHA	CL	CDP	CLM	CN	CAF	CYN	CBL	CY	XCP/L	CAR
.260	-10.460	-.43910	.06880	-.00180	-.44420	-.01222	-.00010	.00390	.00300	.63000	.04538
.260	-8.360	-.33610	.05250	-.00360	-.34020	.00311	-.00080	.00340	.00400	.64500	.04612
.260	-6.200	-.23160	.04240	-.00930	-.23500	.01713	-.00100	.00310	.00400	.63700	.04615
.260	-4.160	-.13710	.03640	-.01000	-.13940	.02635	-.00120	.00290	.00400	.62500	.04619
.260	-2.070	-.04290	.03350	-.00990	-.04400	.03198	-.00120	.00290	.00400	.56800	.04350
.260	.020	.05410	.03300	-.01030	.05410	.03306	-.00110	.00300	.00300	.72200	.04572
.260	2.090	.14790	.03620	-.01000	.14910	.03076	-.00100	.00300	.00200	.67600	.04489
.260	4.220	.24840	.04230	-.00960	.25090	.02391	-.00120	.00310	.00200	.66600	.04418
.260	6.330	.34900	.05260	-.01040	.35270	.01382	-.00130	.00300	.00200	.66300	.04289
.260	8.410	.45240	.06690	-.01310	.45730	-.00082	-.00120	.00300	.00200	.66200	.04242
.260	10.520	.55630	.08730	-.01610	.56290	-.01579	-.00130	.00300	.00200	.66200	.04276
.260	12.660	.66410	.11470	-.01570	.67310	-.03365	-.00120	.00300	.00100	.66000	.04362
.260	14.770	.77920	.15190	-.02090	.79220	-.05181	-.00070	.00250	.00000	.66100	.04507
.260	16.880	.90110	.19940	-.02770	.92010	-.07086	.00000	.00200	-.00200	.66300	.04679
.260	19.020	1.02520	.26010	-.03600	1.05400	-.08827	-.00030	.00450	-.00300	.66400	.04612
.260	21.140	1.13100	.33990	-.04240	1.17750	-.09085	.00730	.01120	-.02400	.66500	.05276
.260	23.260	1.22720	.42190	-.04780	1.29410	-.09707	.00260	.00460	-.01000	.66500	.05778
.260	25.400	1.33920	.51640	-.05900	1.43130	-.10809	.00150	.00590	-.01200	.66700	.06353
	GRADIENT	.04998	.00070	.00003	.04655	-.00029	.00001	.00002	-.00029	.00907	-.00022