

2 mit

CR-134121

THERMAL AND FLOW ANALYSIS SUBROUTINES
FOR THE SINDA-VERSION 9 COMPUTER ROUTINE

REPORT NO. 00.1582

24 September 1973

(NASA-CR-134121) THERMAL AND FLOW
ANALYSIS SUBROUTINES FOR THE SINDA-VERSION
9 COMPUTER ROUTINE (LTV Aerospace Corp.)
274 p HC \$15.75
CSCI 20D

N74-12045

Unclas
22832

G3/12



VOUGHT SYSTEMS DIVISION
LTV AEROSPACE CORPORATION

Performed Under
NASA-JSC Contract
NAS9-6807

THERMAL AND FLOW ANALYSIS SUBROUTINES
FOR THE SINDA-VERSION 9 COMPUTER ROUTINE

Report No. 00.1582

24 September 1973

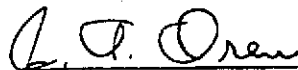
Submitted by

Vought Systems Division
LTV Aerospace Corporation
P.O. Box 5907
Dallas, Texas

To

National Aeronautics and Space Administration
Lyndon B. Johnson Space Center
Houston, Texas

Prepared by:


J. A. Oren


D. R. Williams

Approved by:



R. J. French, Supervisor
Environmental Control/
Life Support Systems

TABLE OF CONTENTS

		<u>PAGE</u>
1.0	SUMMARY AND INTRODUCTION	1
2.0	DISCUSSION OF METHODS.	2
	2.1 Thermal Analysis Features	2
	2.1.1 Convection Conductors	2
	2.1.2 Flow Conductors	4
	2.1.3 Heat Exchanger Analysis	5
	2.1.4 Inline Heater Analysis	8
	2.1.5 Cabin Analysis	8
	2.1.6 Radiation Interchange Analysis	14
	2.2 Fluid Flow Analysis	25
	2.2.1 Overall Flow Model Description	25
	2.2.2 Tube Conductor Determination	29
	2.2.3 Valve Analysis	31
	2.2.4 Pressure-Flow Network Solution	37
	2.2.5 Pump and System Pressure-Flow Matching	40
3.0	MODIFICATIONS TO SINDA SUBROUTINES	45
	3.1 Preprocessor Modifications	45
	3.2 Execution Routine Modifications	45
4.0	USER SUBROUTINES	46
5.0	SAMPLE PROBLEM	91
6.0	REFERENCES	94

APPENDICES

A	SUBROUTINE LISTINGS	A-1
B	USERS DESCRIPTION FOR PLOTA	B-1

LIST OF FIGURES

	<u>PAGE</u>
1	Illustration of Method Used to Determine Specular Surface Reflected View Factors 16
2	Flow System Schematic 26
3	Main Network and Subnetworks 28
4	Friction Factor vs Reynolds Number 32
5	Rate Limited Valve Operation 34
6	System/Pump Curve Solution 41
7	Flow Charts of PFCS and NTRK 80
8	Flow Charts of NTRK1 and NTRKN 81
9	Flow Chart of FLOBAL 82
10	Fluid Model of the Sample Problem 92
11	Structure Model for the Sample Problem 93
12	Radiator Temperatures For Sample Problem 148
13	System Temperatures For Sample Problem 149
14	System Pressures For Sample Problem. 150
15	Radiator Flow Rates For Sample Problem 151
16	Pump Pressures For Sample Problem 152
17	System Pressures For Sample Problem 153

LIST OF TABLES

		<u>PAGE</u>
1	New SINDA User Subroutines	47
2	Value of GC For Various Problem Units	79
3	Output For Sample Problem	94
B-1	Correspondence Between Fortran Unit No. & I/O Device . . .	B-9

1.0 SUMMARY AND INTRODUCTION

During the past decade extensive capabilities for combined thermal and fluid flow transient analysis was developed at the Vought Systems Division (VSD) of LTV Aerospace Corporation. The capabilities included (1) a pressure/flow solution for a general flow network (integrated with the finite difference temperature solution) including general valve analyses, orifice and pump analysis packages, (2) a number of special thermal analysis options including heat exchanger analysis, cavity radiant interchange analysis, cabin analysis, etc. and (3) a number of input/output capabilities such as automatic plotting, interrupt and restart, etc. These capabilities were included in a general purpose thermal analysis routine, MOTAR^{1*}, developed by VSD for NASA-JSC.

The objective of the effort described by this report was to incorporate these fluid flow analysis, special thermal analysis and input/output capabilities of the MOTAR routine into the SINDA⁷ routine which was developed by the TRW Corporation. This effort was performed under contract NAS9-6807 for NASA-JSC. All the capabilities were added in the form of user subroutines so that they may be added to different versions of SINDA with a minimum of programmer effort.

Two modifications were made to the existing subroutines of SINDA/VERSION 8 to incorporate the above subroutines. These were:

- (1) A modification to the preprocessor to permit actual values of array numbers, conductor numbers, node numbers or constant numbers supplied as array data to be converted to relative numbers.
- (2) Modifications to execution subroutine CNFAST to make it compatible with the radiant interchange user subroutine, RADIR.

This modified version of SINDA has been designated SINDA/VERSION 9.

A detailed discussion of the methods used for the capabilities added is presented in Section 2.0. The modifications for the SINDA subroutines are described in Section 3.0. User subroutines are described in Section 4.0, and a sample problem is given in Section 5.0. All subroutines added or modified are listed in Appendix A.

* Superscripts refer to references in Section 6.0

2.0 DISCUSSION OF METHODS

SINDA user subroutines were developed to incorporate the MOTAR routine¹ capabilities for fluid/pressure analysis, thermal analysis of a flowing fluid and enclosure analysis into the SINDA routine. The analytical methods for these capabilities are described in this section. Thermal analysis features such as those methods required for analysis of a flowing fluid and those required for enclosure radiation analysis are described in Section 2.1. Pressure-flow analysis methods are described in Section 2.2.

2.1 Thermal Analysis Features

The calculation methods for (1) convection and flow thermal conductors for flow in a tube, (2) heat exchanger thermal performance, (3) inline heater thermal performance, (4) cabin thermal and mass balance, and (5) enclosure radiation thermal performance have been added to the SINDA library of user subroutines. The methods used are based on those from the MOTAR computer routine and are described in detail in the following sections.

2.1.1 Convection Conductors

Three user subroutines were prepared for the SINDA library to give to the user the capability of analyzing convection heat transfer for flow in a tube. These subroutines and their functions are:

- CONV1 - Calculates heat transfer coefficient using relationships for convection in a flowing tube
- CONV2 - Calculates the heat transfer coefficient using the Stanton number obtained from interpolating a curve
- CONV3 - Interpolates a curve of heat transfer coefficients vs flowrates for the coefficient

The value of the convection conductor, G_{ij} , between a fluid lump and tube lump is given by the following relation for all three of the above routines:

$$G_{ij} = hA \quad (1)$$

where

- h - the convection heat transfer coefficient
- A - the convection area

CONVI uses one of several methods for determining the heat transfer coefficient, h , for flowing fluid in a tube depending on the flow regime. The flow regime is assumed to be laminar when the Reynolds number is 2000 or less. For this regime the convection heat transfer coefficient is calculated by:

$$h = \frac{k}{D} \left[3.66 \cdot F1 + \frac{.0155 \cdot F2}{\frac{1}{Re Pr} \frac{X}{D} + .015 \left[\frac{1}{Re Pr} \frac{X}{D} \right]^{1/3}} \right] \quad (2)$$

- where:
- k = thermal conductivity
 - D = hydraulic diameter to flow
 - X = distance from tube entrance
 - Re = Reynolds number
 $= \frac{4 \dot{m}}{\mu P}$
 - \dot{m} = flow rate of fluid
 - μ = viscosity of fluid
 - P = wetted perimeter of fluid flow passage
 - $F1$ = An input factor for modifying fully developed flow
 - $F2$ = An input factor for modifying developing flow

Equation (2) is a curve fit obtained by VMSC to approximate the Gratz solution² to flow in a tube for values of $\frac{X}{D} \frac{1}{Re Pr}$ greater than 0.001.

The convection heat transfer coefficient for flow in a tube in the transition flow regime ($2000 < Re < 6400$) is approximated in CONVI by the following relation:

$$h = \frac{K}{D} \left[0.116 (Re^{2/3} - 125) (Pr)^{1/3} \right] \quad (3)$$

This relation was derived by Hausen³ and holds only for fully developed flow.

The relation used in CONV1 to determine h for turbulent flow ($Re \geq 6400$) is the following:

$$h = .023 \frac{K}{D} (Re)^{.8} (Pr)^{1/3} \quad (4)$$

CONV2 supplies a more general option for determining the convection heat transfer coefficient. A curve of $St(Pr)^{2/3}$ vs Reynolds No. is interpolated to obtain the value of $St(Pr)^{2/3}$. That is,

$$St(Pr)^{2/3} = F(Re) \quad (5)$$

Where St = Stanton number

$$= \frac{Nu}{Re Pr}$$

$$= \frac{h}{CpV}$$

v = Average fluid velocity

$F(Re)$ = An arbitrary function of Reynolds number which the user can input as a table

The heat transfer coefficient is calculated by

$$h = \frac{K}{D} F(Re) Re(Pr)^{1/3} \quad (6)$$

In CONV3, the convection heat transfer coefficient is obtained by direct interpolation of a curve of heat transfer coefficient vs flowrate.

2.1.2 Flow Conductors

A method for calculating the value of flow conductors is required when analyzing a problem with fluid flowing in a tube. The flow conductor is a one way conductor from node i to node j and is calculated by

$$G_{ij} = \dot{W} Cp_i \quad (7)$$

where: G_{ij} = the conductance from the upstream lump

\dot{W} = the mass flow rate in the tube

Cp_i = the fluid specific heat for lump i

Two user subroutines FLOCN1 and FLOCN2, were prepared to calculate the values for the flow conductors. Both subroutines reference the flowrate array and an array containing conductor identification information. FLOCN1 assumes the specific heat is a function of temperature whereas; FLOCN2 assumes a constant value for specific heat.

2.1.3 Heat Exchanger Analysis

Four subroutines have been written to facilitate the thermal analysis of systems containing heat exchangers. These are HXCNT for analysis of counter flow heat exchangers, HXPAN for parallel flow heat exchangers, HXCROS for cross flow heat exchangers and HXEFF for any heat exchanger with an input effectiveness. These subroutines calculate the outlet temperatures of two sides based upon the inlet temperatures and heat exchanger effectiveness. The relations used for calculating effectiveness are described below.

2.1.3.1 Counterflow Heat Exchanger

Subroutine HXCNT calculates the heat exchanger effectiveness using the relation from Reference 3 for counterflow heat exchangers. That is,

$$\epsilon = \frac{1 - e^{-\left[\frac{UA}{(MC)_s} \left\{ 1 - \frac{(MC)_s}{(MC)_l} \right\} \right]}}{1 - \frac{(MC)_s}{(MC)_l} e^{-\left[\frac{UA}{(MC)_s} \left\{ 1 - \frac{(MC)_s}{(MC)_l} \right\} \right]}} \quad (8)$$

Where ϵ = effectiveness

UA = overall effectiveness

$(MC)_s$ = mass, specific heat product for the side with the smallest MC

$(MC)_l$ = mass, specific heat product for the side with the largest MC

The limiting cases for this relation are:

(1) When $(MC)_s / (MC)_l = 0$,

$$\epsilon = 1 - e^{-UA / (MC)_s}$$

(2) When $(MC)_s / (MC)_l = 1$

$$\epsilon = \frac{\frac{UA}{(MC)_s}}{1 + \frac{UA}{(MC)_s}} = \frac{UA}{(MC)_s + UA}$$

Using the effectiveness as calculated by the above method, the outlet temperatures are calculated as follows:

1. For the side with the smallest MC, $(MC)_s$:

$$T_{out_s} = T_{in_s} - \epsilon (T_{in_s} - T_{in_l}) \quad (9)$$

2. The outlet temperature for the side with the large MC is then calculated by

$$T_{out_l} = \frac{(MC)_s}{(MC)_l} (T_{in_s} - T_{out_s}) + T_{in_l} \quad (10)$$

2.1.3.2 Parallel Flow Heat Exchanger

Subroutine HXPARG calculates the heat exchanger effectiveness using the relation for parallel flow heat exchangers³ which is:

$$\epsilon = \frac{1 - e^{-\frac{UA}{(MC)_s} \left[\frac{1 + (MC)_s}{(MC)_l} \right]}}{1 + \frac{(MC)_s}{(MC)_l}} \quad (11)$$

The limiting cases are

- (1) When $(MC)_s / (MC)_l = 0$,

$$\epsilon = 1 - e^{-UA / (MC)_s}$$

- (2) When $(MC)_s / (MC)_l = 1$,

$$\epsilon = \frac{1 - e^{-2 \frac{UA}{(MC)_s}}}{2.0}$$

The heat exchanger outlet temperatures are then calculated using equations 9 and 10.

2.1.3.3 Cross Flow Heat Exchanger

Subroutine HXCROS calculates the effectiveness for cross flow heat exchangers using one of the four relations below depending upon mixing of the streams.

Both Streams Unmixed

$$\epsilon = 1 - e^{-\left[\left(e^{\left[\frac{UA}{(MC)_s} \frac{(MC)_s}{(MC)_l} \eta \right] - 1} \right) \frac{(MC)_l}{(MC)_s} \frac{1}{\eta} \right]} \quad (12)$$

Where $\eta = \left[\frac{(MC)_s}{UA} \right]^{0.22}$

Both Streams Mixed

$$\epsilon = \frac{\frac{UA}{(MC)_s}}{\frac{\frac{UA}{(MC)_s}}{1 - e^{-\frac{UA}{(MC)_s}}} + \frac{\frac{UA}{(MC)_l}}{1 - e^{-\frac{UA}{(MC)_l}}}} \quad (13)$$

Stream $(MC)_s$ Unmixed

$$\epsilon = \frac{1 - e^{-\frac{(MC)_s}{(MC)_l} \left[1 - e^{-\frac{UA}{(MC)_s}} \right]}}{\frac{(MC)_s}{(MC)_l}} \quad (14)$$

Stream $(MC)_l$ Unmixed

$$\epsilon = 1 - e^{-\frac{(MC)_l}{(MC)_s} \left[1 - e^{-\frac{UA}{(MC)_l}} \right]} \quad (15)$$

The heat exchanger outlet temperatures are calculated using equations (9) and (10):

2.1.3.4 User Supplied Effectiveness

Subroutine HXEFF was written to perform heat exchanger thermal analysis with a user supplied effectiveness. The effectiveness may either be supplied as a constant or as an array number which gives the effectiveness as a bivariate function of the flowrates on the two sides. The outlet temperatures

are then calculated using equations (9) and (10).

2.1.4 Inline Heater Analysis

Provisions for the analysis of a fluid heater have been included in SINDA with subroutine HEATER. This subroutine simulates an electrical heater with a control system which turns the heater on when a specified sensor lump drops below a set value and turns the heater off when the specified sensor lump rises above another set value. When the heater is on an input quantity of heat is added to the heater node.

2.1.5 Cabin Analysis

A subroutine has been written for use with SINDA which will give the user the ability to perform thermal analyses on cabin air systems including condensation on the walls and a vapor mass balance. The cabin heat transfer and condensation analysis involves the two-component flow of a condensible vapor and a non-condensable gas, with condensation of the vapor occurring on surfaces in contact with the fluid. Two problems of this nature have been studied extensively.

1. Condensation on, or evaporation from, a surface over which a free stream of fluid is passing. In this case, for relatively low mass transfer rates, the fluid properties can be assumed to be constant.
2. Dehumidification of a confined fluid stream by a bank of tubes. In this case there is a marked change in the temperature and vapor content of the fluid, and the detailed deposition of the condensate is not of primary interest. This type of analysis is usually handled on an overall basis similar to heat exchanges effectiveness calculations.

The following additional assumptions have been made with respect to the cabin atmospheric conditions.

1. The heat of circulation in the cabin is sufficiently high that the temperature and humidity are effectively the same throughout the cabin.
2. The velocity at all points where heat transfer and/or condensation can occur is known, and is proportional to the total mass flow rate in the cabin.

These assumptions make it possible to calculate the heat and vapor balance in the cabin for the entire volume as a unit, and to solve the heat transfer and condensation equations at each node independently of the other nodes.

Cabin humidity can be determined from an overall vapor balance in the cabin. The total vapor in the cabin at the end of an iteration is:

$$W_v = W_v^{i-1} + W_v \text{ in} - W_v \text{ out} - \Sigma W_L$$

Where W_v = mass of vapor in cabin at end of iteration i
 W_v^{i-1} = mass of vapor in cabin at start of iteration $i-1$
 $W_v \text{ in}$ = mass of vapor flowing into cabin during iteration i
 $W_v \text{ out}$ = mass of vapor flowing out of cabin during iteration i
 ΣW_L = mass of vapor condensed during iteration $i-1$

$W_v \text{ in}$ is determined from the known conditions of the gas flowing into the cabin.

$$W_v \text{ in} = \dot{m} \text{ in} \left[\frac{\psi \text{ in}}{1 + \psi \text{ in}} \right]$$

Where $\dot{m} \text{ in}$ = mass flow rate into cabin
 $\psi \text{ in}$ = specific humidity of gas flowing into cabin
= time increment

It is assumed that an equal volume of gas is flowing out of the cabin. Then,

$$W_v \text{ out} = \dot{m} \text{ out} \left[\frac{\psi_c}{1 + \psi_c} \right]$$

Where ψ_c = specific humidity in the cabin (at the end of the previous iteration)

and $\dot{m} \text{ out} = \dot{m} \text{ in} [\rho_c / \rho \text{ in}]$

Where ρ_c = cabin density
 $\rho \text{ in}$ = density of gas flowing into cabin

The condensation term ΣW_L is determined from the calculations for the individual nodes as described below. The properties of the cabin atmosphere are determined from the calculated value of W_v . The vapor pressure

in the cabin is

$$P_v = \frac{W_v}{V_c} R_v T_c$$

Where V_c = cabin volume
 R_v = gas constant
 T_c = temperature of cabin gas
 P_v = vapor pressure

Assuming that the cabin pressure P_c is a constant, the gas partial pressure P_a is:

$$P_a = P_c - P_v$$

and
$$W_a = \frac{P_a}{R_a T_c}$$

Where W_a = mass of non-condensable gas in the cabin.

Now the new value of specific humidity in the cabin can be determined by

$$\psi_c = \frac{W_v}{W_a}$$

The properties of the atmosphere can now be determined by

$$\mu_c = \frac{X\mu_g + \psi_c\mu_v}{X + \psi_c}$$

$$C_{pc} = \frac{C_{pg} + \psi_c C_{pv}}{1 + \psi_c}$$

$$k_c = \frac{Xk_g + \psi_c k_v}{X + \psi_c}$$

$$\rho_c = \frac{W_v + W_s}{V_c}$$

Where μ = viscosity
 C_p = specific heat
 k = thermal conductivity
 X = molecular weight ratio, $\frac{M_v}{M_g}$

and all values are evaluated at T_C^{i-1} . Cabin temperature T_C can be determined by a heat balance on the cabin atmosphere.

$$T_C = T_C^{i-1} + \frac{\dot{m}_{in} C_{pc} (T_{in} - T_C^{i-1}) - \sum Q_L}{(W_V + W_A) C_{pc}}$$

Where T_C^{i-1} = T_C after previous iteration
 T_{in} = temperature of gas flowing into cabin
 $\sum Q_L$ = net heat loss to cabin lumps

The heat transfer between the cabin atmosphere and the tube and structure lumps in the cabin is defined by:

$$Q_{Li} = h A_{Li} [T_C - T_{Li}] \Delta r$$

Where h = heat transfer coefficient
 A_{Li} = heat transfer area of lump
 T_{Li} = temperature of tube lump
 Δr = time increment

Using the Colburn-Chilton heat transfer-mass transfer analogy, the condensation (or evaporation) at the tube lump is determined by:

$$\Delta W_{Li} = K_m A_{Li} [P_V - P_{wi}] \Delta r$$

Where W_{Li} = condensation on wall, lb.
 K_m = mass transfer coefficient
 P_{wi} = vapor pressure at T_{Li}

The latent heat addition to the lump due to this condensation is

$$\Delta Q_\lambda = \Delta W_{Li} \lambda$$

Where λ = latent heat of vaporization

The vapor pressure P_{wi} can be determined by a relationship derived from the Clausius-Clapeyron equation and the perfect gas law (Appendix K of Reference 4).

$$P_{wl} = P_0 e^{\frac{\lambda}{R_g T_0} \left[\frac{T_{L1} - T_0}{T_{L1}} \right]}$$

Where P_0 is known vapor pressure at a reference temperature T_0 .

Three methods are available for determining mass and heat transfer coefficient. For tube lumps the equations from Reference 3 for gas flowing normal to the tube axis was assumed. Three different equations are used depending on the value of the Reynold's number.

$$Nu = 0.43 + .533 (Re)^{.5} (Pr)^{.31} \quad Re < 4000$$

$$Nu = 0.43 + .193 (Re)^{.618} (Pr)^{.31} \quad 4000 < Re < 40000$$

$$Nu = 0.43 + .0265 (Re)^{.805} (Pr)^{.31} \quad 40000 < Re < 400000$$

These equations were derived for an air-vapor mixture, but should be relatively accurate for other similar gases. The Nusselt and Reynold's numbers in the equations are defined using the tube diameter for the characteristic dimension, and the velocity in the Reynold's number is input at each lump and ratioed to the total cabin atmosphere flow rate.

$$v_i = v_{i0} \frac{\dot{W}_c}{\dot{W}_{c0}}$$

Where \dot{W}_{c0} = nominal cabin atmosphere circulation rate
 v_{i0} = velocity at lump at \dot{W}_{c0}
 \dot{W}_c = circulation rate at time of calculation

The second option assumes flat plate flow for cabin wall lumps. In this case the heat transfer coefficient, for laminar flow, varies along the plate. Hence, direction of gas flow and the location of an assumed leading edge must be assumed. The equation for flat plates from Reference 3 is:

$$N_u = 0.332 Re^{.5} Pr^{1/3}$$

where the Nusselt and Reynold's numbers are local values and are defined by the distance X from the assumed leading edge. For a wall lump of length L_j which is located a distance L_{j0} from the assumed leading edge, the

average Nusselt number can be defined as:

$$Nu = 0.664 Pr^{1/3} \left[(Re_1)^{.5} - (Re_0)^{.5} \right]$$

Where Nu is defined by L_i
 Re_0 is defined by L_{i0}
 Re_1 is defined by $L_{i0} + L_i$

The third option is a direct user input for convective heat transfer coefficient.

For the determination of mass transfer coefficients, the same equations which were used for heat transfer coefficient can be used with the Sherwood number substituted for Nusselt number and Schmidt number for Prandtl number. However, if the diffusion coefficient for the cabin is approximately equal to thermal diffusivity, the Sherwood number is equal to the Nusselt number and the mass transfer coefficient can be determined directly from the heat transfer coefficient. That is:

$$Sh = Nu$$

$$\frac{K_m RT_g x}{D} = \frac{h_x}{k}$$

If $D \approx \alpha$ then

$$K_m = \frac{hD}{\alpha \rho C_p RT_g} \quad (16)$$

$$K_m \approx \frac{h}{C_p P_c}$$

Equation (16) is the Lewis relationship (Reference 3). For a mixture of oxygen and water vapor characteristic values are .866 for the diffusion coefficient, D , and .879 for thermal diffusivity, α , so the relationship should be valid.

For cabin tube and wall lumps the values for ΔQ_{Li} and $\Delta Q_{\lambda i}$ are added to the basic heat balance equation for these lumps. Values for ΔQ_{Li}

are summed for all participating lumps for input to the cabin atmosphere heat balance. Values for ΔW_{L_i} are also summed for all lumps for cabin humidity balance, and the value for total water condensed on each lump W_{L_i} is maintained.

If the rate of evaporation or condensation is high it would be possible for the cabin humidity to change significantly during a single iteration. This could lead, for example, to overestimating condensation by assuming that the humidity is constant in the calculation. A test of the approximate vapor pressure in the cabin at the end of the iteration is made, and the condensation or evaporation at any lump is reduced, if the sign of the ΔW_{L_i} term is changed. A value W_V' is calculated by:

$$W_V' = W_V^{i-1} - \sum W_{L_i}$$

and

$$P_V' = \frac{W_V'}{144 V_C} R_V T_g$$

Then for each lump if

$$\frac{P_V' - P_{wi}}{P_V - P_{wi}} < 0$$

a new value of ΔW_{L_i} is calculated by:

$$\Delta W_{L_i} = \Delta W_{L_i} \left[\frac{P_V - P_{wi}}{P_V - P_V'} \right]$$

The new values of ΔW_{L_i} are now again summed for the new value of $\Sigma \Delta W_L$ for establishing cabin humidity for the next iteration. A test is also made to assure that W_V' is never less than zero.

2.1.6 Radiation Interchange Analysis

Capabilities have been incorporated into subroutines for use with SINDA to facilitate the analysis of radiation heat transfer in an enclosure. The capabilities include the ability to:

- (1) Analyze diffuse and/or specular infrared radiation in an enclosure
- (2) Analyze diffuse and/or specular radiation from an external source for as many wave bands as desired
- (3) Consolidate several temperature nodes into a single surface to improve computational efficiency

A radiation surface is defined as a group of temperature nodes which may be assumed to have identical radiating properties, angle factors and interchange factors.

The subroutines account for the net radiation heat transfer between a number of surfaces due to emitted radiation from each surface, reflected radiation from each surface, and radiation from any number of incident sources. The reflection of the energy originally emitted by another surface or from an external source may be either diffuse, specular, or any combination of the two.

2.1.6.1 Emitted Radiation In A Cavity

The radiosity of a surface is defined as the flux of infrared radiation leaving that surface with a diffuse distribution (according to Lambert's Law). That energy leaving a surface which has been reflected in a specular manner does not contribute to the radiosity of that surface. The incident infrared radiosity is denoted by the symbol H . The reflectance $(1 - \epsilon)$ of a surface is separated into two components, the diffuse reflectance (ρ) , and the specular reflectance (ρ^S) . Here ϵ is the emittance of the surface and is equivalent to the absorptance for long wavelength radiation. With the angle factors (F_{ij}) defined in the normal way, there exist similar angle factors which relate the geometrical ability of surface i to radiate to surface j by means of a mirror-like reflection from specular surface k . Reference to Figure 1 indicates the method of imagery which will enable the calculation of these reflected angle factors. Here the angle factor to surface j is identical with the angle factor to the image of surface j . Also the angle factor is limited by the ability of surface i to "see" through the "window" of surface k . With the specular surface angle factors so defined, an interchange factor E_{ij} is defined similarly to reference 5 as follows:

$$E_{ij} = \sum_k \rho_k^S F_{ij}(k) + \sum_k \sum_l (\rho_k^S) (\rho_l^S) F_{ij(k,l)} + \dots \quad (17)$$

Here $F_{ij}(k)$ is the angle factor from i to j as seen in the specular surface k , $F_{ij}(k, \lambda)$ is the angle factor from i to j as seen in the double specular reflection from k and λ . There are an infinite number of possible combinations of these multi-reflections. It is evident that the interchange factors account for the specularly reflected radiant flux from the reflecting surface. This portion of total leaving flux is not a component of the radiosity of that surface. The radiosity may be written

$$B_i = \epsilon_i \sigma T_i^4 + \rho_i H_i, \quad (18)$$

and, for ns surfaces,

$$H_i = \frac{1}{A_i} \sum_{j=1}^{ns} B_j A_j E_{ji} \quad (19)$$

Now the interchange factors obey the reciprocity relation

$$A_i E_{ij} = A_j E_{ji} \quad (20)$$

So,

$$H_i = \sum_j B_j E_{ij} \quad (21)$$

Substitution into the equation for B results in

$$\sum_j (\delta_{ij} - \rho_i E_{ij}) B_j = \epsilon_i \sigma T_i^4 \quad (22)$$

This equation represents a set of linear, simultaneous, inhomogeneous algebraic equations for the unknowns (B_j). The symbol δ_{ij} is the Kronecker delta function which is 1 when $i = j$ and is 0 when $i \neq j$.

Note that the coefficients of B_j in equation (22) do not form a symmetric coefficient matrix since the off diagonal terms contain $-\rho_i E_{ij}$. This equation can be made symmetric by multiplying each equation by A_i/ρ_i .

This gives

$$\sum_j \left(\frac{\delta_{ij} A_i}{\rho_i} - E_{ij} A_i \right) B_j = \frac{\epsilon_i A_i}{\rho_i} \sigma T_i^4 \quad i = 1, ns \quad (23)$$

Written in matrix form this equation is

$$E B = T \quad (24)$$

Where E is a symmetric coefficient matrix. The solution is

$$B = E^{-1} T = [e_{ij}^{-1}] T \quad (25)$$

or

$$B_i = \sum_{j=1}^{ns} e_{ij}^{-1} \frac{\epsilon_j A_j}{\rho_j} \sigma T_j^4 \quad (26)$$

The net heat transfer rate absorbed by surface i is given by

$$Q_i = A_i \epsilon_i [H_i - \sigma T_i^4] \quad (27)$$

Where H_i is given from equation (18) as

$$H_i = \frac{1}{\rho_i} [B_i - \epsilon_i \sigma T_i^4]$$

Substituting in for H_i gives

$$\begin{aligned} Q_i &= A_i \epsilon_i \left\{ \frac{1}{\rho_i} [B_i - \epsilon_i \sigma T_i^4] - \sigma T_i^4 \right\} \\ &= \frac{A_i \epsilon_i}{\rho_i} \left\{ B_i - [\rho_i + \epsilon_i] \sigma T_i^4 \right\} \end{aligned} \quad (28)$$

Substituting in for B_i from equation (26) into equation (28) gives

$$\begin{aligned}
 Q_i &= \frac{A_i \epsilon_i}{\rho_i} \left\{ \sum_{j=1}^{ns} \frac{e_{ij}^{-1} \epsilon_j A_j}{\rho_j} \sigma T_j^4 - [\rho_i + \epsilon_i] \sigma T_i^4 \right\} \\
 &= \frac{A_i \epsilon_i}{\rho_i} \left\{ \sum_{\substack{j=1 \\ j \neq i}}^{ns} \frac{e_{ij}^{-1} \epsilon_j A_j}{\rho_j} \sigma T_j^4 - \left[\rho_i + \epsilon_i - \frac{e_{ij}^{-1} \epsilon_i A_i}{\rho_i} \right] \sigma T_i^4 \right\} \quad (29)
 \end{aligned}$$

Since, in steady state, $Q_i = 0$, and $T_i^4 = T_j^4$ for all i and j we can conclude that

$$\rho_i + \epsilon_i - \frac{e_{ij}^{-1} \epsilon_i A_i}{\rho_i} = \sum_{\substack{j=1 \\ j \neq i}}^{ns} e_{ij}^{-1} \frac{\epsilon_j A_j}{\rho_j}$$

Making the above substitution in equation (29) gives

$$Q_i = \sum_{j=1}^{ns} \sigma \frac{\epsilon_i \epsilon_j A_i A_j e_{ij}^{-1}}{\rho_i \rho_j} [T_j^4 - T_i^4] \quad (30)$$

If we define \mathcal{F} as

$$\mathcal{F}_{ij} = \frac{\epsilon_i \epsilon_j A_j e_{ij}^{-1}}{\rho_i \rho_j} \quad i \neq j \quad (31)$$

$$\mathcal{F}_{ij} = \frac{\epsilon_i \epsilon_j A_i}{\rho_i \rho_j} [e_{ij}^{-1} - \rho_i / A_i] \quad i = j$$

Then

$$Q_i = \sum_{j=1}^{ns} \sigma \mathcal{F}_{ij} A_i [T_j^4 - T_i^4] \quad (32)$$

This equation gives the heat flux between surfaces. However, each surface can contain several nodes. The heat absorbed by for each node is determined by:

$$Q_n = \frac{A_n}{A_i} \sum_{j=1}^{ns} \sigma \mathcal{F}_{ij} A_j [T_j^4 - T_n^4] \quad (33)$$

Where n = the node number on surface i

Prior to each iteration, the temperature of the surfaces are determined by

$$T_i^4 = \frac{\sum_{n=1}^{nn} A_n T_n^4}{\sum_{n=1}^{nn} A_n} = \frac{\sum_{n=1}^{nn} A_n T_n^4}{A_i} \quad (34)$$

Where nn = the number of nodes on surface i

Since the heat transfer rate given by equation (33) depends on the node temperature, stability considerations must be taken into account. This is handled by storing the following relation into the array containing the sum of the conductors used for time increment calculation

$$CON_n = 4 \frac{A_n}{A_i} \sigma T_n^3 \sum_{j=1}^{nc} \mathcal{F} A_{ij} \quad (35)$$

Subroutine RADIR makes the calculations necessary to obtain Q_n given by equation (33) and CON_n given by equation (35). The following is a summary of the calculations:

- A. The following are performed the first time through RADIR:
 1. From the user input values of E_{ij} , A_i , and ρ_j , the E matrix given by equation (24) is formed. Only half of the symmetric matrix is stored to save space.
 2. The E matrix is inverted in its own space to get E^{-1} with elements e_{ij}^{-1}
 3. The $\mathcal{F} A_{ij}$ values are determined from equation (31) and stored in the surface connections data.
- B. The following calculations are performed on each temperature iterations:
 1. The temperature of each surface is calculated by equation (34).
 2. The heat absorbed for each node is determined using equation (33) and is added to the Q array.

The routine utilizes data used for obtaining $\mathcal{F} A_{ij}$ in step A as working space for step B, thus, maximizing space utilization.

2.1.6.2 Radiation From External Source

As with the internally generated radiation, the solar (or any other external source radiation) interchange factor is defined by

$$E_{ij}^* = F_{ij} + \sum_k \rho_k^{*S} F_{ij}(k) + \sum_k \sum_l \rho_k^{*S} \rho_l^{*S} F_{ij}(k,l) + \dots$$

Where ρ_k^{*S} is the solar specular reflectance of surface K

$F_{ij}(K)$ is the angle factor from i to j as seen in the specular surface κ .

$F_{ij}(K,l)$ is the angle factor from i to j as seen in a double specular reflection from j to l to k back to i

The interchange factors as defined above accounts for the specularly flux reflected from the surface. Thus, since the specular component of the flux is assumed to go directly from surface i to surface j by the interchange factor, E_{ij} , this portion of the total flux is not a component of the radiosity for the intermediate surfaces (k and l above). The radiosity of surface i is given by

$$B_i^* = \rho_i^* H_i^* \quad (36)$$

Where B_i^* is the radiosity (energy leaving)

H_i^* is the incident energy

ρ_i^* is the diffuse reflectance

The energy incident upon a surface is given by

$$H_i = \sum_{j=1}^{ns} B_j^* E_{ij}^* + S_i \quad (37)$$

Where S_i is the energy directly incident on surface i from an external source

Substituting equation (36) into (37), multiplying by A_i/ρ_i^* and simplifying gives the following relation for the radiosity

$$\left[\frac{A_i}{\rho_i^*} - E_{ii}^* A_i \right] B_i^* - \sum_{\substack{J=1 \\ J \neq i}}^n E_{ij}^* A_i B_j^* = S_i A_i \quad i=1, n \quad (38)$$

This set of n equations can be written in matrix form as

$$E^* B^* = S \quad (39)$$

Note that the equations are written so that E^* is a symmetric matrix, which has the solution for B^*

$$B^* = E^{*-1} S \quad \text{or} \quad B_i = \sum_{J=1}^n [e_{ij}^*]^{-1} S_j A_j \quad (40)$$

Where $[e_{ij}^*]^{-1}$ is the ij th element of the inverse of the E^* matrix

The heat flux absorbed by the i th surface is given by

$$\frac{Q_i^*}{A_i} = \alpha H_i \quad (41)$$

But from equation (36)

$$H_i = \frac{B_i}{\rho_i^*} \quad (42)$$

Combining equations (40), (41), and (42) gives

$$Q_i^* = \sum_{J=1}^n e_{ij}^{*-1} \frac{\alpha_i}{\rho_i^*} A_j A_i S_j \quad (43)$$

If we define

$$\mathcal{F}_{ij}^* = e_{ij}^{*-1} \frac{\alpha_i}{\rho_i^*} A_j \quad (44)$$

Then the absorbed heat flux is given by

$$Q_i^* = \sum_{J=1}^n \mathcal{F}_{ij}^* A_i S_j \quad (45)$$

Equation (45) gives the heat absorbed by each surface. However, each surface may contain several temperature nodes. The absorbed heat for each node is given by:

$$Q_n^* = \frac{A_n}{A_i} Q_i^* \quad (46)$$

Where A_n is the area of the node

Subroutine RADSØL was written to make necessary calculations to obtain Q_n^* given by equation (46). The following is a summary of the calculations:

- A. The following calculations are made the first time through RADSØL:
 1. From the user input values of E_{ij}^* , ρ_i^* , and A_i , the E^* matrix given by equation (39) is formed. Only one half is stored since E^* is symmetric.
 2. The E^* matrix is inverted in its own space to get E^{*-1} with elements, e_{ij}^{-1} .
 3. The $\mathcal{F}_{ij}^* A_i$ values are determined from equation (44) and stored in the surface connections data.
- B. The following calculations are performed on each temperature iteration:
 1. The heat flux absorbed by each node is calculated by

$$\frac{Q_i^*}{A_i} = \frac{1}{A_i} \sum_{j=1}^n \mathcal{F}_{ij}^* A_i S_j$$

2. The net heat absorbed by this wavelength radiation is calculated for each temperature node on each surface by

$$Q_n^* = A_n \frac{Q_i^*}{A_i}$$

This quantity of absorbed heat is added to the Q array for node n .

Note that the user may specify subroutine RADSOL for an many bands of radiation from an external source as desired. A single call is required for each band.

2.2 Fluid Flow Analysis

Subroutine PFCS was written as a SINDA user subroutine to provide the ability to perform fluid pressure/flow analysis for flow of an incompressible fluid in tubes. The fluid flow analysis of PFCS is integrated with the thermal analysis capability so that the temperature dependence of properties is included in the pressure balances. PFCS is called from the VARIABLES 2 user logic block.

PFCS performs a pressure-flow balance on a general flow network including the following effects:

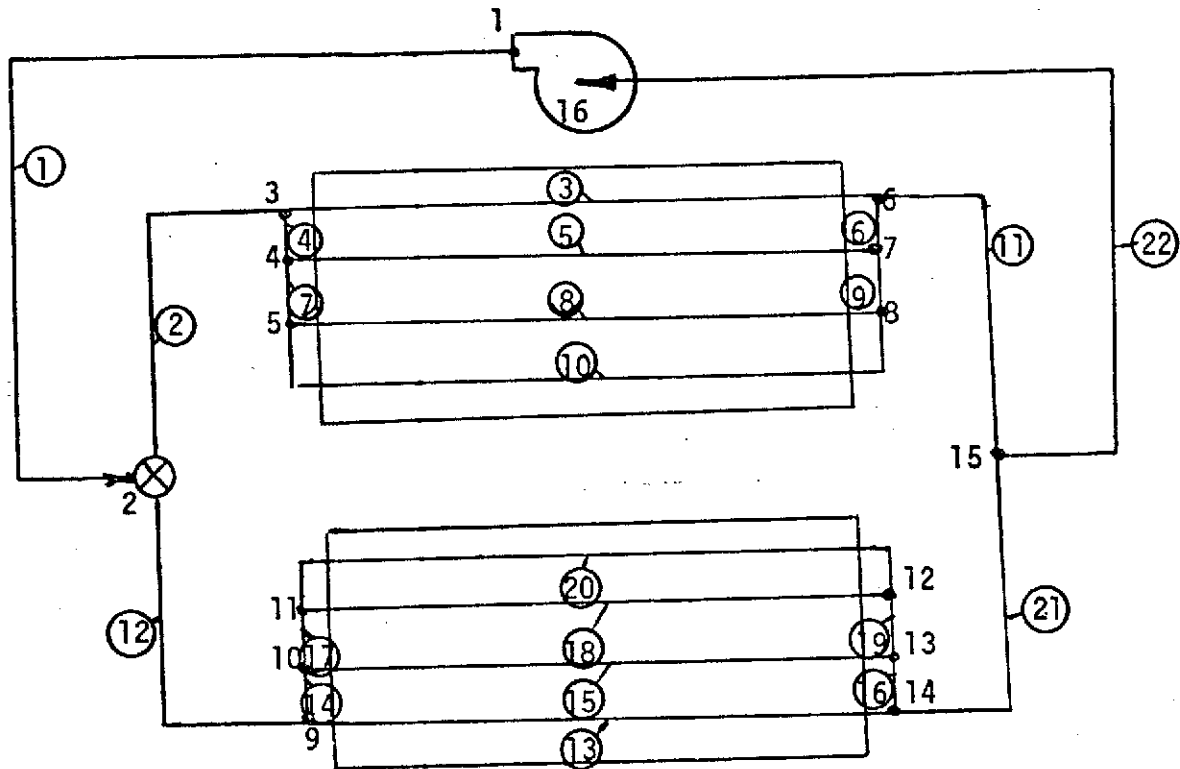
- (1) Friction pressure drop
- (2) Orifices and fitting type pressure losses
- (3) Valves
- (4) Pumps
- (5) Incoming flow sources at any pressure point in the system

The user describes the flow model to the subroutine by supplying the tube network connections and information concerning fluid properties, flow geometry, temperature model lumps, orifices, valves and pumps. Using this information, the subroutine determines the flow distribution required to satisfy (1) the conservation of mass at each node point and (2) equal pressure drops across tubes in parallel. The model used to describe the flow system and the analytical methods for determining the solution are described below.

2.2.1 Overall Flow Model Description

A flow problem may be analyzed with PFCS, simultaneously with a thermal analysis, so that the flow solution is continually updated based on the thermal conditions. To perform a flow analysis, the user must input a mathematical model of the flow system. The flow system is assumed to consist of a set of interconnected tubes such as the example shown in Figure 2 which consists of two radiator panels, each containing four tubes and connected so that they flow in parallel.

For clarity the following definitions are made at this point:



(X) Tube Numbers
 XX Pressure Nodes

FIGURE 2 FLOW SYSTEM SCHEMATIC

- (1) A tube is any single length of pipe between two pressure nodes. A tube "contains" fluid temperature nodes and may contain as many of these as required.
- (2) A pressure node is located at each end of a tube. As many tubes as desired may be connected at a node junction and a node must exist at the junctions of two flow pipes.

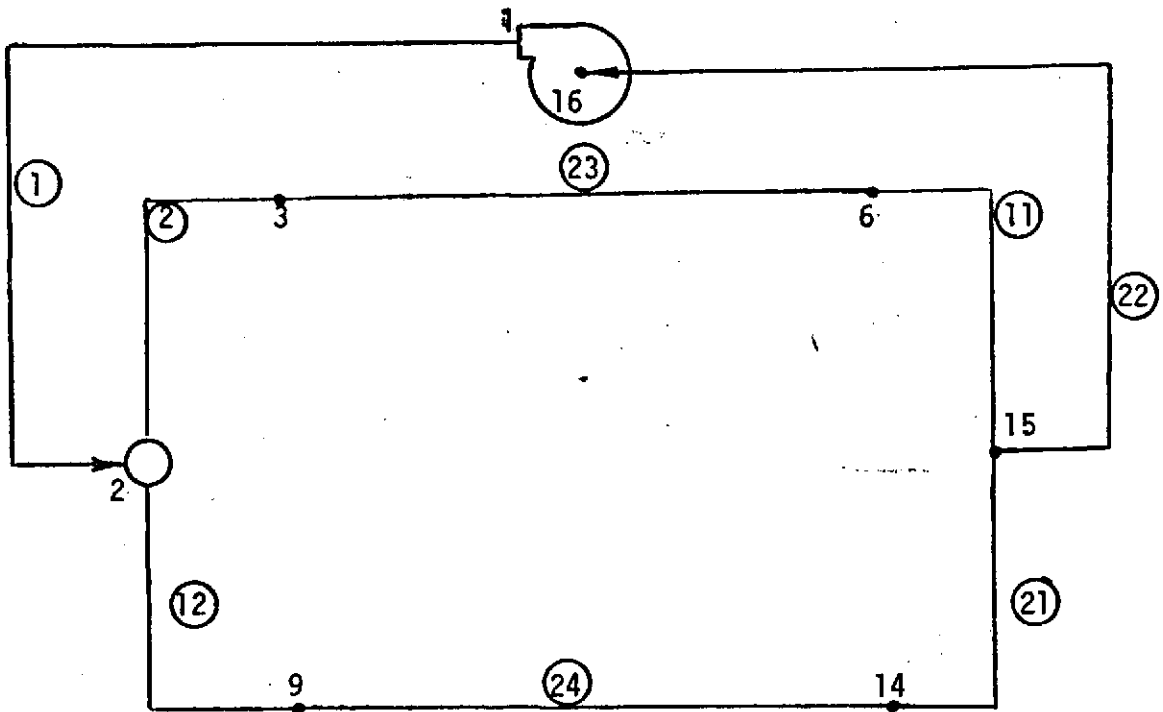
We must make a mathematical model to describe the fluid flow information to the computer. The information required consists of:

- (1) Identification of the pressure node numbers
- (2) Identification of the tube numbers and the two pressure nodes connected by tube
- (3) The fluid temperature nodes contained in each tube
- (4) The flow geometry for each temperature fluid nodes
- (5) The number of "head losses" for items such as orifices
- (6) Fluid property information
- (7) Valve connections and characteristics
- (8) Pump characteristics

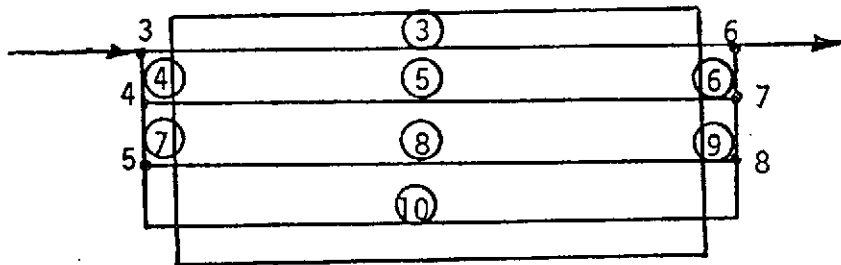
To build a flow mathematical model, a schematic of the flow system is needed. As shown in Figure 2, the pressure nodes and tubes may be superimposed on the schematic. It is also helpful to impose the fluid temperature lump numbers for each tube.

To facilitate speedy analysis on a general flow problem, provisions have been made for the user to divide the flow system network into subnetwork elements. For example, the flow system shown in Figure 2 could be divided as shown in Figure 3. Tubes 23 and 24 are added in the main network as shown in 3(a) to replace subnetwork elements 1 and 2. The subnetwork elements 1 and 2 which are shown in Figures 3(b) and 3(c) are then input as separate network elements. This type of subdivision allows the solution to be obtained by solving two sets of 6 simultaneous equations and one set of 8 equations rather than the original set of 16 simultaneous equations. This type of subdivision has been found to enhance the solution speed and accuracy for problems with a large number of nodes.

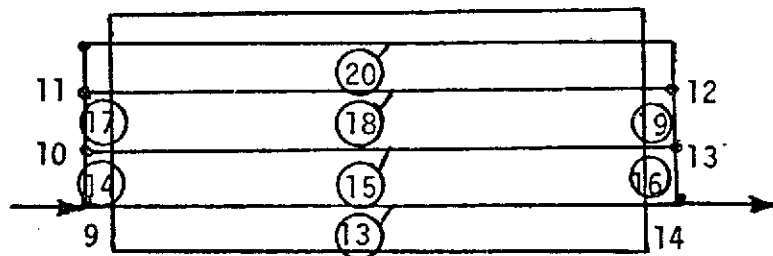
In summary, the pressure/flow solution is obtained by the following sequence:



a) Main Flow Network



b) Subnetwork No. 1



c) Subnetwork No. 2

FIGURE 3 MAIN NETWORK AND SUBNETWORKS

- (1) The flow resistance is obtained for each fluid temperature lump in each tube including the effects of friction, orifices, and fitting type losses.
- (2) The flow conductor valve is obtained for each tube by summing all the resistances of the fluid lumps in the tube, adding the valve and user supplied resistance to the sum, and inverting the resistance.
- (3) A set of simultaneous equations is set-up and solved for each main system and subnetwork to obtain the pressures.
- (4) The flow rates are then calculated.

A detail discussion of each element in the above sequence is described in the following subsections.

2.2.2 Tube Conductor Determination

The value of the flow conductor is determined for each tube by first calculating the flow resistance for each temperature fluid lump contained in the tube, summing these resistances up to obtain the flow resistance of the tube and inverting the tube resistance to get the conductance.

Flow conductance is defined by the relationship

$$\dot{W}_{ij} = GF_{ij} [P_i - P_j] \quad (47)$$

Where W_{ij} = flow rate between pressure nodes i and j
 GF_{ij} = flow conductance between nodes i and j
 P_i = pressure at pressure node i
 P_j = pressure at pressure node j

The flow resistance for each lump is then

$$R_k = \frac{1}{GF} = \frac{\Delta P_k}{\dot{W}_k}$$

Where R_k = flow resistance for lump k

ΔP_k = pressure drop for lump k

But ΔP_k is given by

$$\Delta P_k = \left(f_k \cdot f_{fc} \cdot \frac{L_k}{D_k} + K \right) \frac{W^2}{2g_c \rho_k A^2} \quad (48)$$

Where f_k = the friction factor for lump k
 ffc = the friction factor coefficient
 L_k = the lump length for lump k
 D = the lump hydraulic diameter for lump k
 K = the dynamic head losses for lump k
 \dot{W} = the flow rate
 g_c = the gravitational constant
 ρ_k = the fluid density for lump k
 A = the flow area

The flow resistance is then given by

$$R_k = \left(f_k ffc \frac{L_k}{D_k} + K \right) \frac{\dot{W}}{2g_c \rho_k A^2} \quad (49)$$

Two options are available for obtaining the friction factor, f_k . These are (1) internal calculations for all flow regimes and (2) internal calculation for laminar flow and obtained from a table of f vs Re (where Re is the Reynold's number) for transition and turbulent flow. For the first option the internal calculations for the three flow regimes are:

Laminar Regime: $Re_k \leq 2000$.

$$f_k = \frac{64}{Re_k} \quad (50)$$

Where f_k = friction factor for lump k

Re_k = Reynolds number for lump k

Transition Regime: $2000 < Re_k < 4000$

$$f_k = .2086082052 - .1868265324 \left[\frac{Re_k}{1000} \right] + .06236703785 \left[\frac{Re_k}{1000} \right]^2 - .0065545818 \left[\frac{Re_k}{1000} \right]^3 \quad (51)$$

Turbulent Regime: $Re_k \geq 4000$

$$f_k = \frac{.316}{(Re_k)^{.25}} \quad (52)$$

Equation (51) for the transition regime is a curve fit between the laminar and turbulent regimes which was derived to match the two curves in a continuous manner. It is merely an arbitrary curve in this undefined region. A curve of the friction factor vs Reynold's number given by the above relations is shown in Figure 4.

The second option for friction factor uses equation (50) for the laminar regime and a user input curve of f_k vs Re for the other regimes.

The options available for input of the dynamic head loss, K , include (1) an input constant or (2) a tabulated curve of K vs Re .

To obtain the conductance for each tube, the flow resistances for all the lumps in the tube are added and then inverted, giving

$$GF_{ij} = \frac{1}{\sum_k R_k} \quad (53)$$

2.2.3 Valve Analysis

Provisions have been included in subroutine PFCS for valves to be included in the flow balance. The valve pressure drop is characterized by the following equation for each side of the valve;

$$\Delta P = E \left[\frac{\dot{\omega}}{\chi} \right]^2$$

where ΔP = valve pressure drop

E = valve pressure drop factor (user input)

$\dot{\omega}$ = flowrate through the side of the valve under consideration

χ = the fraction of the valve opening ($\chi = 0$ indicates valve closed; $\chi = 1.0$ indicates valve full open)

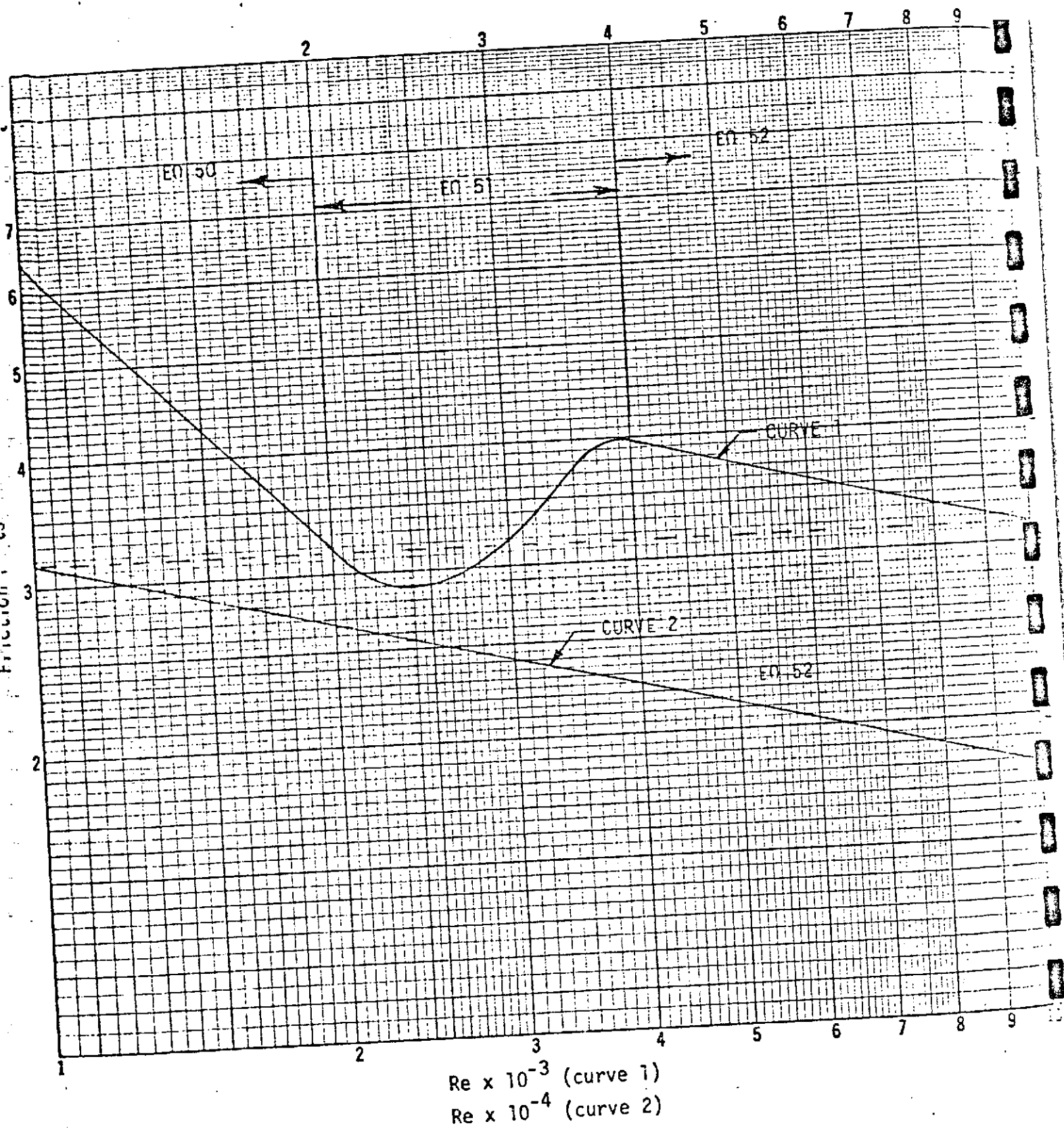


FIGURE 4 Friction Factor vs Reynolds Number

Three basic types of valves are available in PFCS which give different characteristics for the dynamics of the valve position x . These types are:

- (1) Rate Limited
- (2) Polynomial
- (3) Shut-off

A number of variations are available for each valve type. For instance, each of the above may be either one sided or two sided. If a valve is two sided, the valve position of side 2, x_2 , is related to that of side one by

$$x_2 = 1.0 - x_1$$

If the valve is one sided, either side one or side two may be used. Provisions are included for a valve time constant to be included with the polynomial valve.

The methods used to obtain the valve positions for each of the three methods are described below.

2.2.3.1 Rate Limited Valve

The valve position for the rate limited valve is obtained by an approximate integration of the valve rate of movement, \dot{x} . \dot{x} depends on the temperature difference between the valve control set point temperature and the sensor temperature as shown in Figure 5. With this characteristic, the valve has no movement as long as the valve temperature error, ΔT , is within the dead band. Outside the dead band, the velocity of the valve increases linearly as the error increases to a maximum rate, \dot{x}_{max} . The dead band, rate of velocity increase, $d\dot{x}/d(\Delta T)$, and the maximum velocity are controlled by user input.

The relations used to obtain the valve positions are as follows:

$$x^{i+1} = x^i + (\dot{x}^{i+1}) (\Delta r) \quad (54)$$

Where x^{i+1} = valve position at iteration $i+1$
 x^i = valve position at iteration i
 \dot{x}^{i+1} = valve velocity at iteration $i+1$
 Δr = the problem time increment

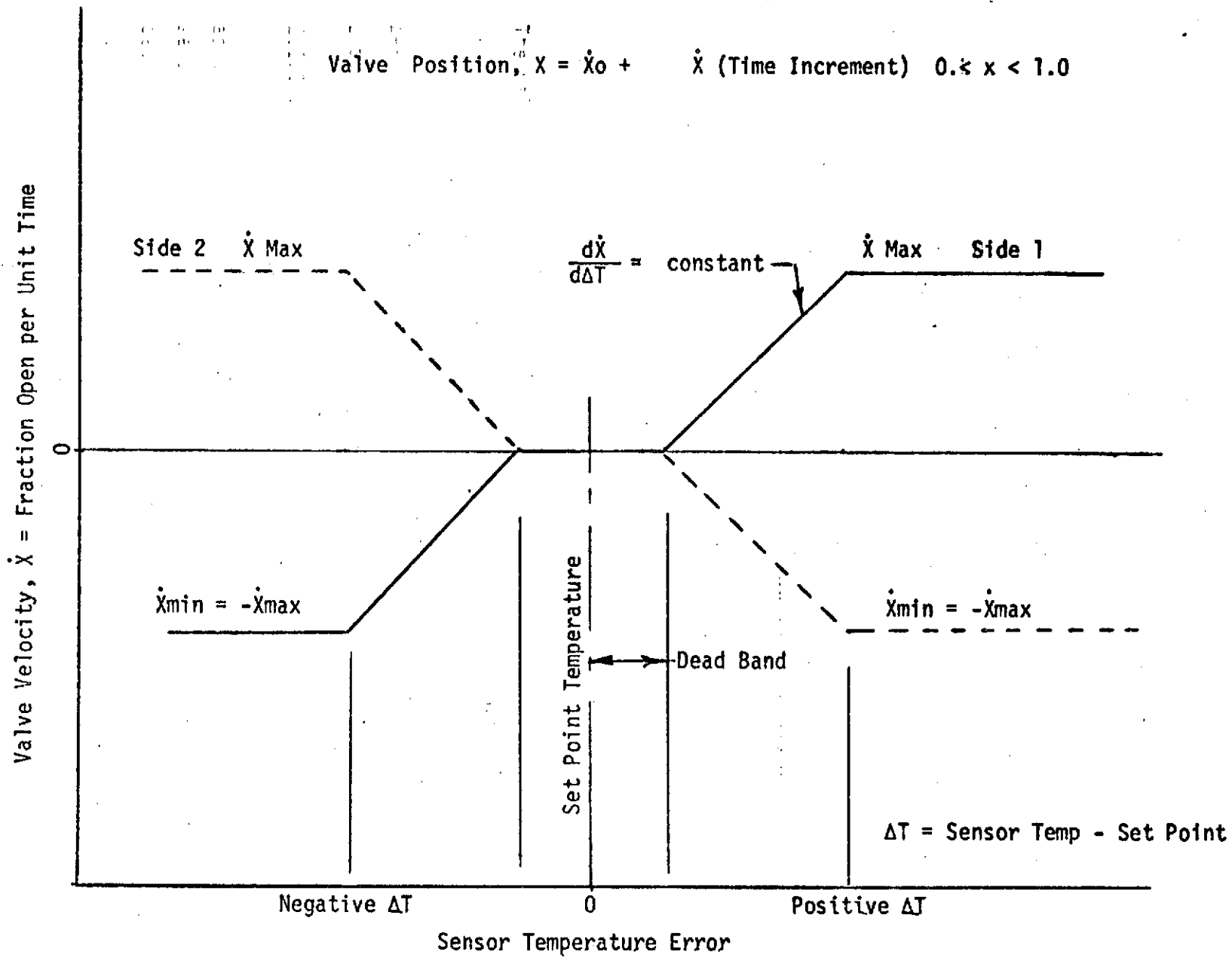


Figure 5 Rate Limited Valve Operation

The valve position is limited by

$$X_{\min} \leq X^{i+1} \leq X_{\max}$$

Where X_{\min} and X_{\max} are input limits on the valve position.

The valve velocity, \dot{X}^{i+1} , in equation (54) is given by:

$$\dot{X}^{i+1} = 0 \text{ if } |T_{\text{sen}} - T_{\text{set}}| \leq T_{\text{db}}$$

Where

T_{sen} = Sensor lump temperature

T_{set} = Set point temperature

T_{db} = Valve dead band temperature

$$\dot{X}^{i+1} = \frac{d\dot{X}}{d(\Delta T)} [T_{\text{sen}} - T_{\text{set}} - T_{\text{db}}] \text{ if } T_{\text{sen}} > T_{\text{set}} + T_{\text{db}}$$

$$\dot{X}^{i+1} = \frac{d\dot{X}}{d(\Delta T)} [T_{\text{set}} - T_{\text{sen}} - T_{\text{db}}] \text{ if } T_{\text{sen}} < T_{\text{set}} - T_{\text{db}}$$

The valve velocity is limited by

$$\dot{X}_{\min} \leq \dot{X}^{i+1} \leq \dot{X}_{\max}$$

After the valve position for side 1 is obtained from equation (54), the side 2-position is obtained from $X_2 = 1.0 - X_1$

2.2.3.2 Polynomial Valve

The polynomial valve determines the steady state valve position as a 4th degree polynomial function of the temperature error between the sensor lump and the set point. A valve time constant is then applied to determine how far between the previous position and the new steady state position the valve will move. The steady state position, X_{SS} , is given by

$$X_{SS} = A_0 + A_1 \Delta T + A_2 \Delta T^2 + A_3 \Delta T^3 + A_4 \Delta T^4$$

Where $\Delta T = T_{\text{sen}} - T_{\text{set}}$

T_{sen} = the sensor lump temperature

T_{set} = the set point temperature

A_0, A_1, A_2, A_3, A_4 = input constants

The valve position, x^{i+1} is then determined by

$$x^{i+1} = x_{ss} + (x^i - x_{ss}) e^{-\Delta\tau/\tau_c} \quad (55)$$

Where x^{i+1} = valve position at iteration $i+1$
 x^i = valve position at iteration i
 $\Delta\tau$ = problem time increment
 τ_c = valve time constant

The valve position for side 2 is given by

$$x_2 = 1.0 - x_1$$

where x_1 is given by equation (55)

Note that this valve combines the capabilities of the polynomial valve and the proportioning valve described in Reference 6. If one desires to eliminate the effect of the time constant (and thus, give the valve an instantaneous response), a value for τ_c should be input which is small compared to the time increment, $\Delta\tau$. Also, either a constant value or a temperature lump number may be specified for the set point to permit use of the valve for proportioning between two sides.

2.2.3.3 Shut-off Valve

For side 1 of a shut-off valve the valve position decreases from x_{max} to x_{min} when the temperature of the sensor lump drops below the specified "off" temperature, T_{off} , and increased from x_{min} to x_{max} when the sensor lump exceeds a second specified temperature, T_{on} . T_{on} must be greater than T_{off} . Side 2 works in reverse of side 1. The valve position increased from x_{min} to x_{max} when the sensor temperature drops below the specified T_{on} and decreases from x_{max} to x_{min} when the sensor lump increases above the off temperature, T_{off} . For side 2, T_{off} must be greater than T_{on} . Note that, if the shut-off valve is a two sided valve with both sides active, the valve is a switching valve.

2.2.3.4 Valve Flow Resistance Calculations

The valve pressure drop on side one is assumed to be given by:

(56)

$$\Delta P = E \left[\frac{\dot{W}}{X} \right]^2$$

Where E is an input constant

W is the flow through one side of the valve

X is the valve position (fraction of total possible distance)

Since flow resistance is $\Delta P/\dot{W}$, the valve flow resistance is given by

(57)

$$R_v = \frac{E \dot{W}}{X^2}$$

This value of flow resistance is calculated and added to the other flow resistances of the tube prior to performing the operation in equation (53) to find the value of the flow conductor for the tube.

Valves may be either one way or two way - i.e., be one tube or two tubes at the outlet. If only one tube exists on the valve outlet the flow resistance is calculated using equation (57) above. If a second tube exists, the resistance on side 2 is given by

$$R_{v2} = \frac{E_2 \dot{W}_2}{(1 - X)^2} \quad (58)$$

2.2.4 Pressure-Flow Network Solution

As previously stated, the user may subdivide a system flow network into a main network and subnetwork elements. The elements which are subnetworks to the main network may also contain subnetwork elements but the subdivision can go no lower than two levels.

After the flow conductor values have been obtained by the methods described in Sections 2.2.2 and 2.2.3 a set of simultaneous equations are set up and solved for the main system and for each subnetwork. The subnetwork elements are all solved first and then, their equivalent flow conductor value is calculated. The value is inserted in the main system network and the system solution is obtained. The procedure is repeated until the problem is balanced.

A set of simultaneous equations are obtained by conservation of mass at each pressure node for each network and subnetwork. For any node i the conservation equation can be written as follows:

$$P = \begin{bmatrix} P_1 \\ P_2 \\ \cdot \\ \cdot \\ \cdot \\ P_{n-1} \end{bmatrix}$$

$$C = \begin{bmatrix} W_1 + GF_{1n} P_n \\ W_2 + GF_{2n} P_n \\ \cdot \\ \cdot \\ \cdot \\ W_{n-1} + GF_{n-1n} P_n \end{bmatrix}$$

P_n is the specified pressure. The above equations are solved for pressures at each point in the system and flow rates are then calculated for each tube by:

$$\dot{W}_{ij} = GF_{ij} (P_i - P_j) \quad (62)$$

Since the coefficient matrix given by equation (61) is symmetric and positive definite the efficient square root or Symmetric Cholesky method was programmed to obtain the solution. This method is more accurate and faster than any other methods studied for this application.

Since the flow conductors are functions of the flow rate, the set of equations given by (61) are solved numerous times on each temperature iteration with a net set of GF_{ij} values for each solution. The iteration

process continues until the change in the flowrates is within some user specified tolerance before proceeding to the next iteration.

2.2.5 Pump and System Pressure - Flow Matching

Concurrent with iterating the system flow equation to solution on each temperature iteration, the overall system pressure drop and flowrate must be matched to a pump characteristic. Several types of pump characteristics are available to the user as options. These are (1) system flow rate specified as a constant, (2) system flowrate specified as a known function of time, (3) pressure drop specified as a function of the flowrate in a tabulated form and (4) pressure drop specified as a function of flowrate with a fourth degree polynomial curve.

The first two options require no balancing of the pump with the system. Balancing is required for options (3) and (4) and iterative procedures have been devised to obtain the solution of the pump curve to the system characteristics with as few passes as possible through the system pressure/flow balancing loop for these options. The procedures used for these options are described below.

2.2.5.1 Tabulated Pump Curve Solution

The matching of a tabulated pump pressure rise/flow characteristic to the system pressure drop/flow characteristic is accomplished by the following procedure. See Figure 6 to aid in understanding the procedure.

Step 1 : The initial flowrate, W_1 , at the system inlet is established either from user input on the first iteration or the system flow of the previous iteration for subsequent iterations.

Step 2 : Using W_1 , a solution to the flow network is obtained using the methods described in Sections 2.2.2, 2.2.3 and 2.2.4. Following this solution, ΔP_1 is available establishing point 1 on the true system characteristic curve shown in Figure 6.

Step 3 : Obtain an equation for the straight line approximation of the system characteristic (line 0, 1 for the first pass, line 1, 2 for the second pass, etc.)

$$\Delta P_S = C W_S + D$$

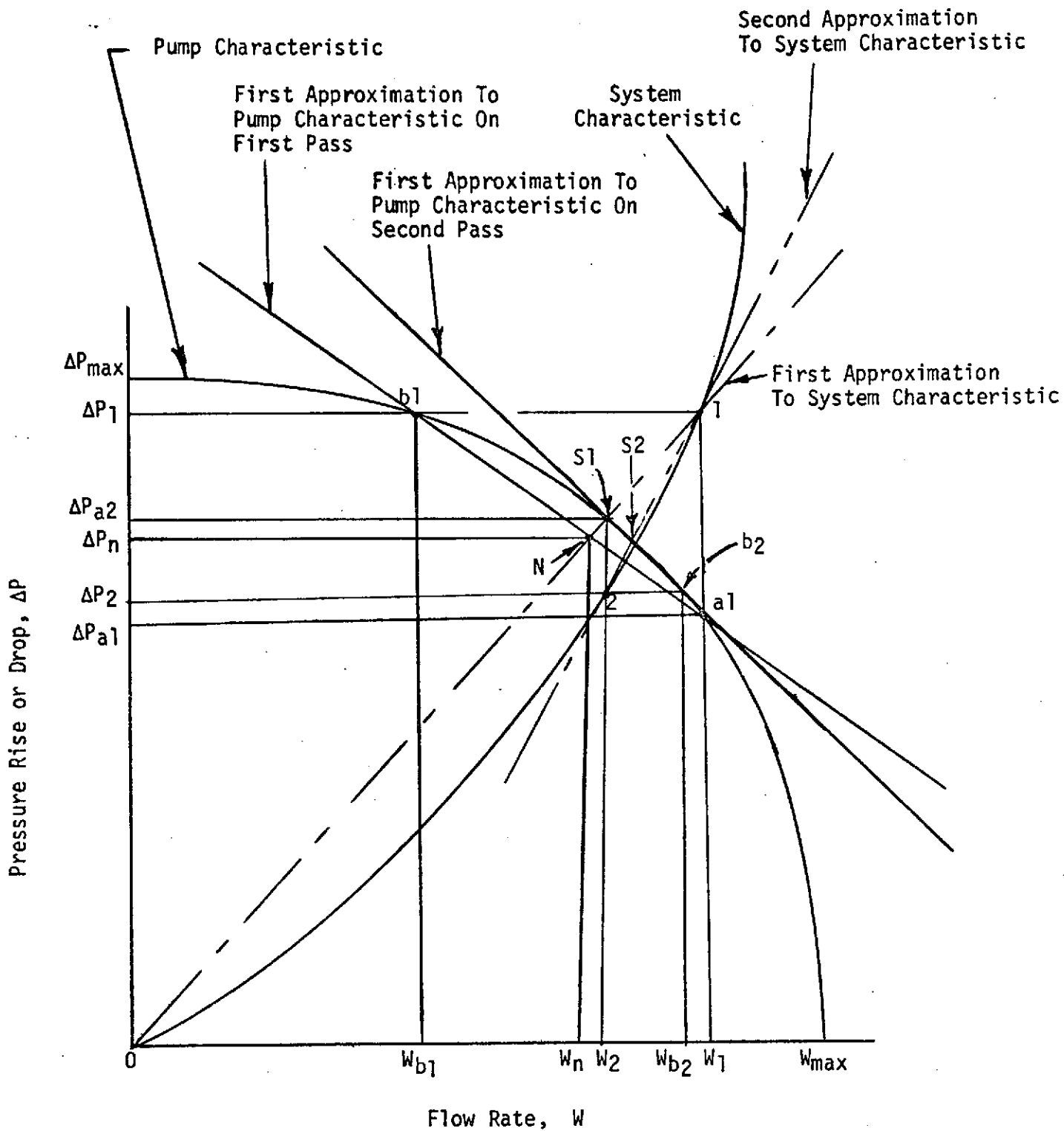


FIGURE 6 SYSTEM/PUMP CURVE SOLUTION

$$\text{where } C = \frac{\Delta P_1 - \Delta P_0}{W_1 - W_0}$$

$$D = \Delta P_0 - \frac{\Delta P_1 - \Delta P_0}{W_1 - W_0} W_0$$

$\Delta P_s, W_s$ are the system pressure drop and flowrate values given by the approximate equation

$\Delta P_1, W_1$ are the latest values for system pressure drop and corresponding system flowrate

$\Delta P_0, W_0$ are the values for system pressure drop and corresponding system flowrate for the previous pass (These values are zero for the first pass)

Step 4 : Obtain the equation of the line connecting points a_1 and b_1 which is an approximation of the pump characteristic.

(1) Two points are determined on the pump characteristic curve:

(a) interpolate the tabulated characteristic at W_1 to obtain ΔP_{a1} (See Figure 6) to locate point a_1 at $W_1, \Delta P_{a1}$. If W_1 is greater than W_{max} , set W_1 equal to W_{max} and ΔP_{a1} equal to zero.

(b) reverse interpolate the tabulated characteristic at ΔP_1 to obtain W_{b1} to locate point b_1 on the curve. If ΔP_1 is greater than ΔP_{max} , ΔP_1 is set to ΔP_{max} and W_{b1} is set to zero.

(2) Determine the coefficients A and B for the equation

$$\Delta P_p = AW_p + B$$

$$\text{where } A = \frac{\Delta P_1 - \Delta P_{a1}}{W_{b1} - W_1}$$

$$B = \Delta P_{a1} - \frac{\Delta P_1 - \Delta P_{a1}}{W_{b1} - W_1} W_1$$

ΔP_p , W_p are the pump pressure rise and flowrate as given by the approximation.

Step 5 : Solve the approximate equations obtained in Steps 3 and 4 to obtain an approximate solution to the system characteristic and the pump characteristic (Point N) as follows:

$$W_N = \frac{D - B}{A - C}$$

$$\Delta P_N = AW_N + B$$

Step 6 : Check the tolerance below where W_{N-1} is the previous W_N (W_1 for the first time through)

$$\text{Is } \frac{W_N - W_{N-1}}{W_{N-1}} < .001$$

- (1) If the above inequality equation is not satisfied repeat steps 4 through 6 substituting W_N for W_1 and ΔP_N for ΔP_1
- (2) If the inequality is satisfied the point S1 (Figure 6) has been located. Continue with step 7. The final flowrate is W_2

Step 7 : Check the following tolerance

$$\text{Is } \frac{W_2 - W_1}{W_1} < \text{TOL}^*$$

- (1) If the above inequality equation is not satisfied, repeat steps 2 through 7 using the value of W_2 for W_1 .
- (2) If the inequality is satisfied, W_2 is the solution flowrate.

*TOL is the input pressure solution tolerance described on page 74

2.2.5.2 Polynomial Pump Curve Solution

When the user describes the pump curve with a polynomial curve fit, the pump characteristic is described by the relation

$$\Delta P_p = A_0 + A_1 W + A_2 W^2 + A_3 W^3 + A_4 W^4$$

When this option is used, the procedure for matching the pump characteristic to the system characteristic is identical to that described in Section 2.2.5.1 for the tabulated pump characteristic except Steps 4 and 5 are replaced with the following:

Step 4 : Obtain the coefficients of the 4th order equation to be solved

Since:

$$\Delta P_p - \Delta P_s = 0$$

$$\Delta P_s = C W_s + D \quad (C \text{ and } D \text{ are obtained from Step 3})$$

$$\Delta P_p = A_0 + A_1 W_p + A_2 W_p^2 + A_3 W_p^3 + A_4 W_p^4$$

The solution occurs when

$$\Delta P_s = \Delta P_p$$

Then the equation for \dot{W}_N is

$$(A_0 - D) + (A_1 - C) W_N + A_2 W_N^2 + A_3 W_N^3 + A_4 W_N^4 = 0$$

Step 5 : Solve the equation for \dot{W}_N using the Newton-Raphson Method of solution for a fourth order polynomial

The remaining steps are identical to that given in Section 2.2.5.1.

3.0 MODIFICATIONS TO SINDA SUBROUTINES

3.1 Preprocessor Modifications

Subroutine IMBED was written to convert actual conductor numbers, node numbers, array numbers or constant numbers which are input in the array data to their relative location in the G, T, A or K arrays respectively. The number to be converted in the array data is entered with an * followed by G, T, A, or K depending on the type of relative location desired. For instance, an array with the following input

```
12, *A10, *T5,*G101, END
```

would be changed so that the location of A10 in the A array would replace *A10 in the A12+1 location. The relative node number of actual node 5 would replace the *T5 and the relative conductor number of actual conductor number 101 would be placed in A12+3. The converted array might read

```
12, 102, 3, 21, END
```

Where A10 is located at location 102 in the A array, actual node 5 has relative number 3, and actual conductor 101 has relative conductor 21.

Subroutine IMBED is called from CODERD. Listings of IMBED, CODERD, and a modified overlay are supplied in Appendix A.

3.2 User Subroutine Modifications

A modification to the SINDA execution subroutine, CNFAST, was required to make it compatible with the radiant interchange subroutine, RADIR. This minor modification was required because the manner in which temperatures were calculated when the problem time increment is larger than the maximum convergence criterion for a given node was not compatible with the manner in which the convergence criteria information was carried over to CNFAST. A listing of the modified version of CNFAST is supplied in Appendix A.

A modification was made to user subroutine TPRINT to print temperatures in increasing order of actual node numbers. This modification increased the dynamic storage requirement to two locations for each node in the network.

4.0 USER SUBROUTINES

The capabilities described in Section 2.0 are available to the SINDA user through user subroutines which were added to the existing SINDA library⁷. This section presents a description and user input requirements for each subroutine. Table 1 summarizes the subroutines and the page that each user description is found.

The subroutine inputs rely heavily upon the capability to convert from actual array, constants, node, and conductor numbers to relative numbers in the array data. To use this capability the user may supply an actual array number, node number or conductor number by preceding the actual number with *A, *K, *T, or *G respectively. This causes the preprocessor to replace the entry with the relative number. Consider the example for array number 2 shown below.

2, *A14, *T5, *G7, END

In this example, following the preprocessor phase, *A14 will be replaced by the location in the A array of the Array No. 14 data, *T5 will be replaced by the relative node number for actual node No. 5, and *G7 will be replaced by the relative conductor number for actual conductor No. 7. This feature is used extensively for the input to user subroutines described below and is described in more detail in Section 3.1.

TABLE 1
NEW SINDA USER SUBROUTINES

	<u>PAGE</u>
A. Convection Conductor Calculation Subroutines	
CONV1	48
CONV2	50
CONV3	52
B. Flow Conductor Calculation Subroutines	
FLOCN1	53
FLOCN2	53
C. Time Variant Condcutor Calculation Subroutines	
CONDT1	55
CONDT2	55
D. Enclosure Radiation Analysis Subroutines	
RADIR	57
RADSOL	59
E. Heat Exchanger and Heater Analysis Subroutines	
HXEFF	61
HXCNT	62
HXCROS	63
HXPAR	65
HEATER	66
G. Cabin Analysis Subroutines	
CABIN	67
H. Pressure/Flow Balance Subroutine	
PFCS	71
I. Input/Output Subroutines	
HSTRY	83
NEWTMP	85
FLPRNT	86
GENOUT	86
GENI	86
GENR	86
FLUX	87
J. Elapsed Computer Time Comparison and Termination Routine	
TIMCHK	89
K. Interpolation	
REVPOL	90

SUBROUTINE NAME: CONV1

PURPOSE:

CONV1 calculates conductor values using the relations for convection heat transfer for flow in a tube. The relations used to obtain the film coefficient, h , are given by equations 2 thru 4 in section 2.1.1, depending on the flow regime (laminar, transitional or turbulent flow). h is then multiplied by the input area for heat transfer to obtain the conductor value. The conductor value is stored in the input conductor location. Any number of conductors may be calculated with a single call. The flowrate array and the fluid properties data are addressed to tie the convection calculations with the pressure-flow solution. The first argument, AFLOW, is the first argument in the PFCS routine and identifies the flowrate array and fluid type data array needed by CONV1. APR is an array which references the specific heat, density, viscosity and thermal conductivity array. ADAT supplies other information needed.

RESTRICTIONS:

Should be called in the VARIABLES 1 block so that h_A values are obtained every iteration.

CALLING SEQUENCE:

CONV1 (AFLOW, APR, ADAT)

where:

AFLOW is first argument of the PFCS call and is of the following format:
AFLOW(IC), AW, AP, AGF, AVP, AIFR, AFT, AFR, APD, END

AW array of flowrates per tube in the system

AP array of pressures per pressure node in the system

AGF array of pressure conductors per tube

AVP array of valve positions for all valves in the system

AIFR array of imposed flowrate per node

AFT array of fluid type data

AFR array of user added flow resistance per tube

APD array for output of pressure drops per tube

APR is the second argument of CONV1 and is also an array in the PFCS data input which contains fluid properties.

It is of the following format: APR(IC), CP, RO, MU, KT, GC, END

SUBROUTINE NAME: CONV2

PURPOSE:

CONV2 calculates convection conductor values from a user input curve of Stanton number (St) vs Reynolds number (Re). The film heat transfer coefficient is obtained by (1) interpolating a curve of $St \cdot Pr^{2/3}$ versus Re to obtain $St \cdot Pr^{2/3}$ and (2) using the relation $h = k/D (St \cdot Pr^{2/3}) \cdot Re \cdot Pr^{1/3}$ to obtain h. h is multiplied by the heat transfer area to obtain the conductor values which is stored in the proper conductor location. The flow data used by subroutine PFCS is referenced by the arguments AFLOW and APR to obtain flowrate, type data and fluid property data thus tying the convection and flow analysis together.

RESTRICTIONS:

Should be called in the VARIABLES 1 block so that hA values are calculated on each iteration prior to the temperature calculation.

CALLING SEQUENCE:

CONV2(AFLOW, APR, ADAT)

where:

- AFLOW - is the first argument of the PFCS call and is of the following format:
AFLOW(IC), AW, APR, AGF, AVR, AIFR, AFT, AFR, APD, END
- AW - array of flowrates per tube in the system
- APR - array of pressures per pressure node in the system
- AGF - array of pressure conductors per tube
- AVP - array of valve positions for all valves in the system
- AIFR - array of imposed flowrate per node
- AFT - array of fluid type data
- AFR - array of user added flow resistance per tube
- APD - array for output of pressure drops per tube
- APR - is an array in the PFCS data input which contains fluid properties. It is of the following format:
APR(IC), CP, RO, MU, KT, GC, END
- CP - is a doublet temperature dependent specific curve when input with the *A
- is a constant specific heat valve if input as a real constant

SUBROUTINE NAME: CONV3

PURPOSE:

CONV3 calculates convection conductor values by interpolating a user supplied curve of heat transfer coefficient, h , versus tube flowrate. The conductor is then obtained by multiplying h times the area, A . A large number of conductors may be processed with a single call to CONV3. The flow data used by subroutine PFCS is referenced by the argument AFLOW to obtain flowrate and type data.

RESTRICTIONS:

CONV3 should be called from the VARIABLES 1 block to obtain updated hA values on each iteration.

CALLING SEQUENCE:

CONV3 (AFLOW, ADAT)

where:

AFLOW - is the first argument of the PFCS call and is of the following format:
AFLOW(IC), AW, APR, AGF, AVR, AIFR, AFT, AFR, APD, END

AW - array of flowrates per tube in the system

APR - array of pressures per pressure node in the system

AGF - array of pressure conductors per tube

AVP - array of valve positions for all valves in the system

AIFR - array of imposed flowrate per node

AFT - array of fluid type data

AFR - array of user added flow resistance per tube

APD - array for output of pressure drops per tube

ADAT - is an argument to CONV1 which contains convection information.

It has the following format:

ADAT(IC), NG₁, AHT₁, ITUBE₁, AHW₁

 : : : :
 : : : :

 NG_n, AHT_n, ITUBE_n, AHW_n, END

NG_i - is conductor number of the i th set of data

AHT - is the area for heat transfer

ITUBE - is the tube number for obtaining flowrate

AHW - is a doublet array of heat transfer coefficient vs flowrate

SUBROUTINE NAME: FLOCN1 or FLOCN2

PURPOSE:

Subroutine FLOCN1 and FLOCN2 calculate thermal conductor values required for thermal characterization of fluid flowing down a tube. The conductor values are obtained by multiplying the tube flowrates times the specific heat for each of the conductors identified in the ADAT array. Both subroutines reference the flowrate array, AW, and FLOCN1 references the ACP array which gives the specific heat vs temperature relationship. FLOCN2 assumes a constant value for specific heat.

The conductor values referenced in the ADAT array must also be supplied in the CONDUCTOR DATA block as one-way conductors with the proper connections identified. Any dummy value may be supplied for the initial flow conductor values since these values will be replaced following the first call to FLOCN1 or FLOCN2. These subroutines are called from VARIABLES 1.

RESTRICTIONS:

Must be called from VARIABLES 1.

CALLING SEQUENCES:

FLOCN1 (AW, ACP, ADAT1) or FLOCN2 (AW, CP, ADAT2)

where

- AW - is the array of flowrates per tube also referenced in subroutine PFCS
- ACP - is a doublet array of specific heat versus temperature
- Cp - is a constant value of specific heat
- ADAT1 - is the array which identifies the conductor, the corresponding upstream lump and the tube number for each conductor. It is of the format:
- ```
ADAT1, NG1, UPL1, ITUBE1
 NG2, UPL2, ITUBE2
 | | |
 | | |
 NGn, UPLn, ITUBEn, END
```

ADAT2

- is the array which identifies the conductor, number and the tube number for each conductor. It is of the format: ADAT2, NG1, ITUBE1, NG2, ITUBE2, - -, NGn, ITUBEn, END

NGi

- is the ith conductor number (the \*G notation is used)

UPLi

- is the upstream lump number for conductor number NGi (The \*T notation is used)

ITUBEi

- is the tube number which contains the flow for the ith conductor  $\dot{w}$ . Cp product. For flow splitting or mixing junctions, ITUBEi should be the number of the connect tube containing the smallest amount of flow. For example, for a splitting junction the flow conductor which crosses the junction should contain the downstream tube. For a mixing junction ITUBE should be the upstream tube.

SUBROUTINE NAME:        CONDT1 or CONDT2

PURPOSE:

Subroutines CONDT1 and CONDT2 calculate the value of conductance values as a product of a time variant argument W(t) and a temperature variant or constant argument Cp. The value of Cp is temperature dependent with CONDT1 and is constant for CONDT2. The subroutines were written primarily for the purpose of evaluating flow conductors for the case of flowrate a given function of time. However, they may be used for other time variant conductor applications.

RESTRICTIONS:

Should be called from VARIABLES 1.

CALLING SEQUENCE:

CONDT1 (ADAT1) or CONDT2 (ADAT2)

where ADAT1        is of the form

```
ADAT1, NG1, NLT1, ATIME1, ATEMP1
 NG2, NLT2, ATIME2, ATEMP2
 | | | |
 | | | |
 NGn, NLTn, ATIMEn, ATMEPn, END
```

and ADAT2 is of the form:

```
ADAT2, NG1, ATIME1, CP1
 NG2, ATIME2, CP2
 | | |
 | | |
 NGn, ATIMEn, CPn, NED
```

The following definitions apply to the above.

- NGi        - the conductor number of the ith conductor addressed in ADAT1 or ADAT2. The \*G notation should be used.
- NLTi       - the lump whose temperature will be used to interpolate the ATEMPi array to obtain the Cp constant. The \*T notation should be used.
- ATIMEi     - the time variant array for determining the value of W(t) for the ith conductor. The \*A notation should be used.

- ATEMPi - the temperature variant array which is interpolated with the temperature of lump NLTi to obtain Cp in CONDT1. The conductor is calculated as the value of  $W(t) * Cp$ . The \*A notation should be used.
- Cp - the constant value which will be multiplied by  $W(t)$  from the ATIMEi array to obtain the conductor value for CONDT2.



The following definitions apply in the above calling sequence:

|                 |                                                                                                                                          |
|-----------------|------------------------------------------------------------------------------------------------------------------------------------------|
| A               | Array identification for the array which identifies the other arrays containing the data                                                 |
| SN              | Array number for the array containing surface numbers and areas                                                                          |
| SE              | Array number for the array containing the surface emissivities                                                                           |
| SR              | Array number for the array containing the surface reflectivities                                                                         |
| SC              | Array number for the array containing the surface connections data                                                                       |
| NA              | Array number for the array containing the temperature node numbers and areas                                                             |
| SPACE           | Array number for the array containing the space which is used for obtaining script FA values and for subsequent temperature calculations |
| n               | The number of surfaces                                                                                                                   |
| SN1,SN2,...,SNn | Node number for surfaces - must be boundary nodes                                                                                        |
| SA1,SA2,...,SAn | Total area for each surface                                                                                                              |
| NN1,NN2,...,NNn | Number of temperature nodes on each surface                                                                                              |
| SE1,SE2,...,SEn | Emissivity values for each surface                                                                                                       |
| SR1,SR2,...,SRn | Diffuse reflectivity values for each surface                                                                                             |
| SNF1,SNT1,EFT1  | Connections data: Surface number from, surface number to, E value from SNF1 to SNT1, etc.                                                |
| NNO(X,Y)        | Temperature node numbers on surfaces; Node number Y on surface X                                                                         |
| AN(X,Y)         | Area of node Y on surface X                                                                                                              |
| NSPACE          | Number of spaces needed to store script-FA values - NSPACE must be an integer values of $n * n(n+1)/2$                                   |
| m               | The number of surface connections                                                                                                        |





The following definitions apply in the above calling sequence

|                   |                                                                                                                                       |
|-------------------|---------------------------------------------------------------------------------------------------------------------------------------|
| A                 | Array identification for the array which identifies the other arrays containing the data                                              |
| SN                | Array number for the array containing surface numbers and areas                                                                       |
| SE                | Array number for the array containing the surface emissivities                                                                        |
| SR                | Array number for the array containing the surface reflectivities                                                                      |
| HT                | Array number for the array containing the incident heat curves or constant heat flux values                                           |
| SC                | Array number for the array containing the surface connections data                                                                    |
| NA                | Array number for the array containing the temperature node numbers and areas                                                          |
| SP                | Array number for the array containing the space which is used for obtaining script values and for subsequent temperature calculations |
| SN1,SN2,...SNn    | Node number for surfaces; must be boundary nodes                                                                                      |
| SA1,SA2,...SAn    | Total area for each surface                                                                                                           |
| NN1,NN2,...NNn    | Number of temperature nodes on each surface                                                                                           |
| SE1,SE2,...SEn    | Emissivity values for each surface                                                                                                    |
| SR1,SR2,...SRn    | Diffuse reflectivity values for each surface                                                                                          |
| SHT1,SHT2,...SHTn | Incident heat flow on surfaces; may identify curves containing incident values vs time                                                |
| SNF1,SNT1,EFT1    | Connections data: Surface number from surface number to, E value from SNF1 to SNT1, etc.                                              |
| NNO(X,Y)          | Temperature node numbers on surfaces: Node number Y on surface X                                                                      |
| AN(X,Y)           | Area of node Y on surface X                                                                                                           |
| NSPACE            | Number of spaces needed to store script-FA values - NSPACE must be an integer values of $n/2(n+1)$                                    |

SUBROUTINE NAME:

HXEFF

PURPOSE:

This subroutine obtains the heat exchanger effectiveness either from a user constant or from a bivariate curve of effectiveness versus the flow rates on the two sides. The effectiveness thus obtained is used with the supplied flow rates, inlet temperatures and fluid properties to calculate the outlet temperatures using the methods described in Section 2.1.3.4. The user may specify a constant effectiveness by supplying a real number or may reference and array number to specify the effectiveness as a bivariate function of the two flow rates. The user also supplies flow rates, specific heat values, inlet temperatures and a location for the outlet temperatures for each of the two sides. The flow rate array may be referenced to obtain flow rates and the temperature array may be used for temperatures. The specific heat values may be supplied as a temperature dependent curve or a constant value may be supplied.

RESTRICTIONS:

HXEFF should be called in the VARIABLES 1 block. The value for EFF, the first argument must never be zero. T<sub>out1</sub> and T<sub>out2</sub> must be boundary nodes.

CALLING SEQUENCE:

HXEFF(EFF,W1,W2,CP1,CP2,TIN1,TIN2,TOUT1,TOUT2)

|             |   |                                                                                                                                                               |
|-------------|---|---------------------------------------------------------------------------------------------------------------------------------------------------------------|
| Where EFF   | - | is (1) the effectiveness if real, (2) a curve number of a bivariate curve of effectiveness versus W1 and W2 if an array                                       |
| W1,W2       | - | are the flow rates for side 1 and 2 respectively. May reference the flow rate array, AW+I where I is the tube number                                          |
| CP1,CP2     | - | are the specific heat value for side 1 and side 2 fluid respectively. Constant values may be input or arrays may be used for temperature dependent properties |
| TIN1,TIN2   | - | are inlet lump temperatures - Usually T(IN1) and T(IN2) where IN1 and IN2 are the inlet lumps on side 1 and side 2                                            |
| TOUT1,TOUT2 | - | are the outlet lump temperature locations sides 1 and 2 where the calculated values will be stored. Must be boundary nodes                                    |

SUBROUTINE NAME:

HXCNT

PURPOSE:

This subroutine calculates the heat exchanger effectiveness using the relation described in Section 2.1.3.1 for a counter flow type exchanger. The value of UA used in the calculations may be specified as a constant by supplying a real number or it may be specified as a bivariant function of the two flow rates by referencing an array number. The user also supplies flow rates, specific heat values, inlet temperatures and a location for the outlet temperatures for each of the two sides. The flow rate array may be referenced to obtain flow rates and the temperature array may be used for temperatures. The specific heat values may be supplied as a temperature dependent curve or a constant value may be supplied.

RESTRICTIONS:

HXCNT should be called in the VARIABLES 1 block. The value for UA, the first argument must never be zero. T<sub>out1</sub> and T<sub>out2</sub> must be boundary nodes.

CALLING SEQUENCE:

HXCNT(UA,W1,W2,CP1,CP2,T1N1,T1N2,TOUT1,TOUT2)

|       |             |                                                                                                                                                                    |
|-------|-------------|--------------------------------------------------------------------------------------------------------------------------------------------------------------------|
| where | UA          | is (1) the heat exchanger conductance if real,<br>(2) a curve number of a bivariant curve of<br>conductance versus W1 and W2 if an array                           |
|       | W1,W2       | are the flow rates for side 1 and side 2 respectively.<br>May reference the flow rate array, AW+1 where<br>is the tube number                                      |
|       | CP1,CP2     | are the specific heat values for side 1 and 2<br>fluid respectively. Constant values may be<br>input or arrays may be used for temperature<br>dependent properties |
|       | TOUT1-TOUT2 | are the outlet lump temperature locations (sides<br>1 and 2) where the calculated values will be stored<br>Must be boundary nodes                                  |

SUBROUTINE NAME:

HXCROS

PURPOSE:

This subroutine calculates the heat exchanger effectiveness using the relations described in Section 2.1.3.3 for a cross flow type exchanger. The value of UA used in the calculations may be specified as a constant by supplying a real number or it may be specified as a bivariate function of the two flow rates by referencing an array number. Any one of the following four types of cross flow exchangers may be analyzed (see Section 2.1.3.3 for the relations):

- 1) Both streams unmixed
- 2) Both streams mixed
- 3) Stream with smallest MCp product unmixed
- 4) Stream with largest MCp product unmixed

The type is specified by the last argument in the call statement. The user also supplies flow rates, specific heat values, inlet temperatures and a location for the outlet temperatures for both sides. The flow rate array may be referenced to obtain flow rates and the temperature array may be used for temperatures. The specific heat values may be supplied as a temperature dependent curve or a constant value may be supplied.

RESTRICTIONS:

HXCROS should be called in the VARIABLES I block. The value for UA, the first argument must never be zero. T<sub>out1</sub> and T<sub>out2</sub> must be boundary nodes.

CALLING SEQUENCE:

HXCROS(UA,W1,W2,CP1,CP2,TIN1,TIN2,TOUT1,TOUT2,K)

|       |             |                                                                                                                                                                           |
|-------|-------------|---------------------------------------------------------------------------------------------------------------------------------------------------------------------------|
| Where | UA          | is (1) the heat exchanger conductance if real,<br>(2) a curve number of a bivariate curve of<br>conductance versus W1 and W2 if an array.                                 |
|       | W1,W2       | are the flow rates for side 1 and side 2<br>respectively. May reference the flow rate<br>array, AW+I where I is the tube number                                           |
|       | CP1,CP2     | are the specific heat values for side 1 and<br>side 2 fluid respectively. Constant values<br>may be input or arrays may be used for tempera-<br>ture dependent properties |
|       | TIN1,TIN2   | are inlet lump temperatures - Usually T(IN1)<br>and T(IN2) where IN1 and IN2 are the inlet<br>lumps on side 1 and side 2                                                  |
|       | TOUT1,TOUT2 | are the outlet lump temperature locations(sides 1 & 2)<br>where the calculated values will be stored<br>Must be boundary nodes                                            |

K is the code specifying type of cross flow exchanger:

Both streams unmixed: K=1

Both streams mixed: K=2

Stream with small WCp Unmixed: K=3

Stream with large WCp Unmixed: K=4

SUBROUTINE NAME:

HXPAR

PURPOSE:

This subroutine calculates the heat exchanger effectiveness using the relations described in Section 2.1.3.2 for a parallel flow type exchanger. The value of UA used in the calculations may be specified as a constant by supplying a real number or it may be specified as a bivariate function of the two flow rates by referencing an array. The user also supplies flow rates, specific heat values, inlet temperatures and a location for the outlet temperatures for each of the two sides. The flow rate array may be referenced to obtain flow rates and the temperature array may be used for temperatures. The specific heat values may be supplied as a temperature dependent curve or a constant value may be supplied.

RESTRICTIONS:

HXPAR should be called in the VARIABLES 1 block. The value for UA, the first argument must never be zero. T<sub>out1</sub> and T<sub>out2</sub> must be boundary temperatures.

CALLING SEQUENCE:

HXPAR(UA,W1,W2,CP1,CP2,TIN1,TIN2,TOUT1,TOUT2)

|       |             |                                                                                                                                                                         |
|-------|-------------|-------------------------------------------------------------------------------------------------------------------------------------------------------------------------|
| Where | UA          | is (1) the heat exchanger conductance if real,<br>(2) a curve number of a bivariate curve of<br>conductance versus W1 and W2 if an array.                               |
|       | W1,W2       | are the flow rates for side 1 and 2 respectively.<br>May reference the flow rate array,AW+I where<br>I is the tube number                                               |
|       | CP1,CP2     | are the specific heat values for side 1 and<br>side 2 fluid respectively. Constant values<br>may be input or arrays may be used for tempera-<br>tures dependent curves. |
|       | TIN1,TIN2   | are inlet lump temperatures - Usually T(IN1)<br>and T(IN2) where IN1 and IN2 are the inlet<br>lumps on side 1 and side 2                                                |
|       | TOUT1,TOUT2 | are the outlet lump temperature locations (sides<br>1 and 2) where the calculated values will be stored<br>(should be boundary temperatures)                            |

SUBROUTINE NAME:

HEATER

PURPOSE:

This subroutine simulates an electrical heater with a control system which turns the heater on when the sensor lump temperature falls below the "heater on" temperature TON, and turns the heater off when the sensor lump rises above the heater off temperature, TOFF. When the heater is on, the input Q value is added to the Q location specified by the user. When the heater is off, no heat is added.

RESTRICTIONS:

HEATER must be called in the VARIABLES 1 block.

CALLING SEQUENCE:

HEATER(Q,QHT,KODE,TSEN,TON,TOFF)

|        |      |                                      |
|--------|------|--------------------------------------|
| Whenen | TSEN | is the sensed temperature            |
|        | TON  | is the heater on temperature         |
|        | TOFF | is the heater off temperature        |
|        | QHT  | is the heater heat rate              |
|        | Q    | is the location for storing the heat |

KODE is an integer variable set by HEATER  
= 1 if the heater was "on" at last call  
= 0 if the heater was "off" at the last call  
(User sets KODE for first call)

SUBROUTINE NAME:

CABIN

PURPOSE:

This subroutine performs a thermal and mass balance on a cabin air system. The cabin air is assumed to be a two component gas mixture with one condensible component and one noncondensable component. The cabin air is assumed to be well mixed so that the temperature and specific humidity are constant throughout. The cabin may contain any number of entering streams each with different temperature and humidity conditions. The cabin air may transfer heat to any number of nodes in its surroundings with the heat transfer coefficient obtained by one of the the three options:

1. User input coefficient
2. Relations for flow over a flat plot
3. Relations for flow over a tube bundle

The relations describing the second and third options are given in Section 2.1.5. The mass transfer coefficient for determining the rate of condensation or evaporation is determined by the Lewis relation which relates the mass transfer coefficient directly to the convection heat transfer coefficient. By the Lewis Relation, if the diffusion coefficient is approximately equal to the thermal diffusivity, the Sherwood number is approximately equal to the Nusselt number, thus giving a direct relation. (See Section 2.1.5 for details). Mass and heat transfer rates are determined at each node that interfaces the cabin gas as well at entering and exiting streams and a new cabin gas temperature and humidity is determined each iteration based upon the heat and mass balance. An account is kept of the condensate on the walls when condensation occurs but the condensate is assumed to remain stationary and not flow to other wall nodes.

Limits are applied when necessary to prevent more condensation than the vapor existing under severe transient condition and to prevent evaporation of more liquid than exists at each wall lump.

As many cabins as desired may be analyzed in a given problem, but each must contain separate input information.

RESTRICTIONS:

CABIN must be called in VARIABLES 1.

CALLING SEQUENCE:

CABIN(A(IC) TC, TC, K1, K2)

The following definitions apply to the above calling sequence:

A is an array containing arrays numbers which contain cabin input information



TC                   The cabin gas temperature which must be a boundary node

K1,K2               Storage locations needed by CABIN

The A array has the following format where the \*A procedure is used:

A(IC),IF,PR,CN,H,FP,TB,SP,END

Where    IF                   Identifies an array containing the entering flow rate information. The format of the array is:

IF(IC),NS,FR<sub>1</sub>,PSI,TE<sub>1</sub>,FR<sub>2</sub>,PSI<sub>2</sub>,TE<sub>2</sub>----FR<sub>ns</sub>,PSI<sub>ns</sub>,TE<sub>ns</sub>

PR                   Identifies an array identifying array numbers for property values. The format of the array is:

PR(IC),NFLC,NMUO,NMUV,NCPO,NCPV,NKO,NKV,NLAT

CN                   Identifies an array containing pertinent constants. The format of the array is:

CN(IC),RA,RV,VC,PC,XC,WV,PSIC,PO,TO,CONV

H                    Identifies an array containing node numbers and convection heat transfer coefficient values for nodes surrounding the cabin gas. The format of the array is:

H(IC),LN<sub>1</sub>, HA<sub>1</sub>, LN<sub>2</sub>, HA<sub>2</sub>, - - - LN<sub>n1</sub>, HA<sub>n1</sub>

FP                   Identifies an array containing node numbers and information to permit calculation of convection coefficients for flat plates. The format is:

FP(IC),LN<sub>1</sub>,XX<sub>1</sub>,XI<sub>1</sub>,AI<sub>1</sub>,VIW<sub>0</sub><sub>1</sub>,LN<sub>2</sub>,XX<sub>2</sub>,XI<sub>2</sub>,AI<sub>2</sub>,  
VIN<sub>0</sub><sub>2</sub>,-----LN<sub>n2</sub>,XX<sub>n2</sub>,XI<sub>n2</sub>,AI<sub>n2</sub>,VIW<sub>0</sub><sub>n2</sub>

TB                   Identifies an array containing node numbers and information to permit calculation of convection coefficients for tube bundles. The format is:

TB(IC),LN<sub>1</sub>,DI<sub>1</sub>, AI<sub>1</sub>,VIW<sub>0</sub><sub>1</sub>,LN<sub>2</sub>,DI<sub>2</sub>,AI<sub>2</sub>,VIW<sub>0</sub><sub>2</sub>,-----LN<sub>n3</sub>,  
DI<sub>n3</sub>,AI<sub>n3</sub>,VIW<sub>0</sub><sub>n3</sub>

SP                   Identifies an array which contains working space equal to or greater than three times the sum of the number of nodes with input heat transfer coefficients plus the number using flat plot relations plus the number using tube bundles.

The following symbol definitions apply in the above:

|                  |                                                                        |
|------------------|------------------------------------------------------------------------|
| NS               | Number of incoming streams                                             |
| FR <sub>i</sub>  | Entering flow rate for stream i                                        |
| PSI <sub>i</sub> | Specific humidity for entering stream i                                |
| TE <sub>i</sub>  | Temperature of entering stream i                                       |
| NFLC             | Curve number for circulation flow rate vs time                         |
| NMUO             | Curve number for noncondensable viscosity vs temperature               |
| NMUV             | Curve number for condensable viscosity vs temperature                  |
| NCPO             | Curve number for noncondensable specific heat vs temperature           |
| NCPV             | Curve number for condensable specific heat vs temperature              |
| NKO              | Curve number for noncondensable thermal conduction vs temperature      |
| NKV              | Curve number for condensable thermal conduction vs temperature         |
| NLAT             | Curve number for latent heat of condensable vs temperature             |
| RA               | Gas constant for non-condensable component                             |
| RV               | Gas constant for condensable component                                 |
| VC               | Cabin volume                                                           |
| PC               | Cabin Pressure                                                         |
| XC               | Molecular weight ratio, Mv/Mo                                          |
| WV               | Initial vapor weight in cabin                                          |
| PSIC             | Initial specific humidity for cabin                                    |
| LN <sub>i</sub>  | Cabin wall lump                                                        |
| HA               | Heat transfer coefficient times area                                   |
| n1               | Number of wall lumps which have input HA values                        |
| n2               | Number of wall lumps which have HA calculated by flat plate relations  |
| n3               | Number of wall lumps which have HA calculated by tube bundle relations |

|        |                                                                                                                                                                                                                                                    |
|--------|----------------------------------------------------------------------------------------------------------------------------------------------------------------------------------------------------------------------------------------------------|
| $xx_i$ | Distance from leading edge for flat plate heating for $i$ th flat plate node                                                                                                                                                                       |
| $XI_i$ | Length of flat plate in flow direction for $i$ th flat plate node                                                                                                                                                                                  |
| $AI_i$ | Heat transfer area for flat plate or tube node                                                                                                                                                                                                     |
| $DI_i$ | Tube outside diameter for tubes in the bundle for $i$ th tube node                                                                                                                                                                                 |
| VIWO   | Ratio of velocity at the lump to the circulation flow rate                                                                                                                                                                                         |
| $To$   | The reference temperature to be used for estimating the saturation pressure of the condensible component. Should be near the range of saturation temperature expected                                                                              |
| $Po$   | The saturation pressure at $To$ for the condensible component                                                                                                                                                                                      |
| CONV   | Conversion factor to make the quantity $XLAM/Rv/To$ dimensionless where $XLAM$ is the latent heat of vaporization and $Rv$ is the gas constant for the vapor. If $XLAM$ is BTU/lb, $Rv$ is FT-LB/ $^{\circ}$ R and $To$ is $^{\circ}$ R, CONV=778. |

SUBROUTINE NAME: PFCS

PURPOSE:

Subroutine PFCS determines the flow distribution in a set of general parallel/series fluid flow tubes so that the pressure drop values between any parallel flow paths are equal and flow is conserved. The following effects are included in the pressure drop calculations:

- (1) pipe flow friction
- (2) orifices and fittings
- (3) valves

The effect of temperature dependent properties are included in the calculations. The properties are evaluated at the temperature of each fluid lump in each tube in evaluating the flow resistance when setting up the equations to be solved. A balance is made between the flow/pressure drop characteristics of the system and the flow/pressure rise of a pump for each system concurrent with the system pressure flow solution to obtain the incoming system flowrate. A detailed discussion of the equations and techniques used are described in Section 2.2. General flow charts of PFCS and supporting subroutines are shown in Fig. 7,8, & 9.

RESTRICTIONS:

Must be called from VARIABLES 2. The system of units used for the thermal and flow problems should be consistent.

CALLING SEQUENCE: PFCS (AFLOW, ADAT, NAME)

where AFLOW - is an array which references other arrays for flowrates, pressures, flow conductors, valve positions, imposed flowrates, fluid type data, user added flow resistances and pressure drops. It is of the following format where the \*A conversion feature described in Section 3.1 is used to reference arrays.  
AFLOW (IC), AW, APN, AGF, AVP, AIFR, AFT, AFR, APD, END

ADAT - is an array which identifies other arrays containing fluid property values, parameters needed for the pressure/flow solution numerical technique, the flow system network, valve data, pump data and a check outprint code. The integer count should be addressed. The format of ADAT is as follows where

the \*A format is used to address array values:

ADAT(IC), APR, ASOL, ANET, AVLS, AP, KOP, END

- NAME - is an array containing the name of the network (it may also be supplied as a Hollerith using the H format). Nine 6 character words should be used.

#### AFLOW ARGUMENTS

- AW - is the array number of an array containing flowrates per tube for each system. The integer count must be addressed and it must contain the number of spaces exactly equal to the number of tubes in the system.
- APN - is an array number for an array containing the pressures for each pressure node in the system. On input the user need only set up the space. The interger count must be addressed and it must contain the number of spaces exactly equal to the number of pressure nodes in the system.
- AGF - is an array number for an array containing the flow conductors for each tube in the system. The user needs only to setup the space on input which must be exactly equal to the number of tubes in the flow system.
- AVP - is an array number for an array containing valve positions in order of valve numbers. The interger count must be addressed and the number of input valves must be exactly equal to the number of valves. The user supplies the initial valve positions in this array.
- AIFR - is the array location of an array of imposed flow sources for each pressure node. The interger count must be addressed and the array must contain the number of spaces exactly equal to the number of pressure nodes in the flow system.
- AFT - is the array location of an array which contains fluid lump type data. The AFT array is of the following format:
- |      |                    |                     |                     |                     |                     |                   |
|------|--------------------|---------------------|---------------------|---------------------|---------------------|-------------------|
| AFT, | WP <sub>1</sub> ,  | CSA <sub>1</sub> ,  | FLL <sub>1</sub> ,  | MFF <sub>1</sub> ,  | NHL <sub>1</sub> ,  | FFC <sub>1</sub>  |
|      | :                  | :                   | :                   | :                   | :                   | :                 |
|      | :                  | :                   | :                   | :                   | :                   | :                 |
|      | :                  | :                   | :                   | :                   | :                   | :                 |
|      | WP <sub>nt</sub> , | CSA <sub>nt</sub> , | FLL <sub>nt</sub> , | MFF <sub>nt</sub> , | NHL <sub>nt</sub> , | FFC <sub>nt</sub> |
- END
- nt - is the number of types

- WP<sub>i</sub> - is the wetted perimeter of fluid type i
- CSA<sub>i</sub> - is the cross sectional area for fluid type i
- FLL<sub>i</sub> - is the fluid lump length for fluid type i
- MFF<sub>i</sub> - is the curve of friction factor vs Reynolds number for Reynolds number greater than 2000 when greater than 0.  
- is a key to use internal calculations methods for friction factor when MFF = 0.
- NHL<sub>i</sub> - is the number of head losses for type i when real  
- is the number of an array of head losses vs Reynolds number when an integer
- FFC<sub>i</sub> - is a user input constant to be multiplied times the friction factor to modify it for type i.
- AFR - is an array number of an array containing user added flow resistances for the tubes. This can be used to include the effects of changes in flow altitudes or the effects of valve types not available in the valve package or other known flow resistances. The integer count must be addressed and the number of values in the array must be exactly equal to the number of tubes in the flow system.
- APD - is an array number of an array which will contain pressure drop values for all tubes in the flow system following a call to PFCS. The array is strictly for output purposes. The integer count must be addressed and the number of array valves must be exactly equal to the number of tubes in the system.

#### ADAT ARGUMENTS

- APR - is an array identifying the fluid properties data and GC, the gravitational constant. It is of the following format:  
APR, CP, RO, MU, KT, GC, END
- CP, RO, MU, KT, are the values of fluid specific heat, density, viscosity, and thermal conductivity respectively or the appropriate array reference (using the \*A format). The value is constant for any of the properties if a real number is supplied. The integer count must be referenced when variable properties are used.

- GC - is the gravitational constant. Table 2 gives the value for various system of units.
- ASOL - is an array number of an array containing various numerical solution parameters needed by PFCS. ASOL is of the following format:  
ASOL (IC), TOL, MXPASS, EPS, FRDF, END
- TOL - is the solution tolerance on rate of change of flowrates from one pass to the next. The fraction of change must be within TOL for all tubes in any system or subsystem before a solution is reached. TOL must be greater than 0. A typical value is 0.001
- MXPASS - is the maximum number of passes permitted in the balancing loop of PFCS to obtain a pressure-flow solution on any given iteration. This value should always be greater than 20 with a typical value of 100.
- EPS - Not used but a space must be supplied.
- FRDF - is the flowrate damping factor used to accelerate the rate of convergence for the iterative solution to the set of non-linear equations. This value should generally be between 0.5 and 1.0. Values of 0.5 to 0.7 have been found best for most turbulent flow problems.
- ANET - is the array number of an array which identifies the tube connections, pressure nodes connected and fluid lumps contained in the tube. The format of ANET is as follows were the \*A format is used for AD, APNPS, and AVL:  
ANET, NNAME, APNPS, AVL  
TUBE1, NFRM1, NTO1, KD1, AD1  
TUBE2, NFRM2, NTO2, KD2, AD2  
  :          :          :          :  
  :          :          :          :  
  :          :          :          :  
TUBE<sub>n</sub>, NFRM<sub>n</sub>, NTO<sub>n</sub>, KD<sub>n</sub>, AD<sub>n</sub>, END

- NNAME - is a six character name to be used for identifying the network in output statements, etc.
- APNPS - is an array number (referenced using \*A) of an array identifying nodes with specified pressures and is of the form  
APNPS, NSPR1, NSPR2, - - - - - NSPRn, END
- NSPRi - is the ith pressure node with specified value
- TUBEi - is the tube number of the ith connection
- NFRMi - is the "from" pressure node for the ith connection
- NTOi - is the "to" pressure node for the ith connection
- KDi - is an integer code to identify the type of conductor for the ith connection. (See ADi below)
- ADi - is the data to be used for calculating the conductor value for the ith connection.

If  $KD_i < 0$ , the conductor value is the equivalent conductance of a subnetwork described by array ADi. ADi is then of identical format to ANET.

If  $KD_i > 0$ , the conductor is obtained by the normal pressure drop equations and array ADi fluid lumps, fluid lump types and tube lumps that are contained in the tube. The form of ADi is

```
ADi, NFLMP1, IYPE1, NTLMP1
 NFLMP2, IYPE2, NTLMP2
 : : :
 : : :
 NFLMPn, IYPEn, NTLMPn, END
```

Where NFLMPi is ith temperature lump contained in the tube, IYPEi is the NFLMPi fluid lump type, and NTLMP is the tube lump containing NFLMPi.

If  $KD_i = 0$ , the conductor calculation is not made, allowing the user to supply the pressure conductance value. ADi is not used.



- AVLS - is the array location (identified in array ADAT using the \*A format) of an array which identifies the array location of the valve data for all the valves in the system.
- AVL - is the array location (identified in array ANET using the \*A format) of an array which identifies the array locations of the valve data for the valves in the network or subnetwork described by ANET.

AVLS and AVL are of the following format:

AVLS or AVL, AVLV1, AVLV2, - - - - AVLNV, END

Where AVLVi is the array number (using \*A) of an array which contains the valve data for the ith valve in AVLS or AVL. The format for the valve data arrays, AVLVi, is one of three forms depending on the valve type (rate limited, polynomial, or switching).

The format for a rate limited valve is:

AVLV, NV, NTS1, NTS2, MODE, XMIN1, XMAX1, E, TSEN1, TSEN2, DB, RF, RL, END

The format for a polynomial valve is:

AVLV, NV, NTS1, NTS2, MODE, XMIN1, XMAX1, E, TSEN1, TSEN2, A0, A1, A2, A3, A4, A5, VTC, END

The format for a switching valve is:

AVLV, NV, NTS1, NTS2, MODE, XMIN1, XMAX1, E, NSEN, T1, T2, END

The following definitions apply for the above arrays:

- NV - Valve number
- NTS1 - Tube number connected to side 1 of the valve
- NTS2 - Tube number connected to side 2 of the valve
- MODE - Operating mode: 1 - operating; 0 - not operating
- XMIN1 - Side 1 minimum position; side 2 maximum position is (1.0 - XMIN1)
- XMAX1 - Side 1 maximum position; side 2 minimum position is (1.0 - XMAX1)
- E - The valve geometric factor relating pressure drop through the valve by

$$\Delta P = E(\text{flowrate/valve position})^2$$

- TSEN1 - Sensor lump for side 1 or set point for side 2; If TSEN1 is an integer, it identifies the side 1 sensor lump to be controlled to (a) the set point for side 1 or (b) the sensor lump for side 2 (TSEN2). If the variable is input as a real number it represents a set point to which the side 2 sensor lump will be controlled.
- TSEN2 - Sensor lump for side 2 or set point for side 1; If TSEN2 is an integer, it identifies the side 2 sensor lump to be controlled to (a) the set point for side 2 or (b) the sensor lump for side 1 (TSEN1). If the variable is input as a real number it represents a set point to which the side 1 sensor lump will be controlled.
- A0, A1, A2, A3, A4, A5 - Polynomial curve fit coefficients for a curve fit of the steady state valve position vs sensed temperature error for side 1:  

$$X_{ISS} = A0 + A1 \cdot \Delta T + A2 \cdot \Delta T^2 + A3 \cdot \Delta T^3 + A4 \cdot \Delta T^4 + A5 \cdot \Delta T^5$$
- DB - Dead band for the rate limited valve, degrees of temperature (See Figure 5).
- RF - Rate factor, the rate of change of valve velocity to sensed temperature error ( $dx/d(\Delta T)$ ) as shown on Figure 5.
- RL - Rate limit, the maximum valve velocity,  $\dot{X}_{max}$  (See Figure 5).
- VTC - Valve time constant as described in Section 2.2.3.2. If a valve is desired with no time lag, a time constant which is very small compared to the problem time increment should be input. (VTC must be greater than zero).
- NSEN - Sensor lump for switching valve
- T1 - Side 1 off temperature or side 2 on temperature for switching valve
- T2 - Side 2 off temperature or side 1 on temperature for switching valve
- AP - is the array number of an array containing the pump data for the system specified in the ADAT array using the \*A nomenclature. The format of the AP array is different for different types of pumps. If flowrate is a function of time the format is (where AW is supplied using \*A):

AP, NPI, AW, END

If the flowrate is obtained using a tabulated pump curve the format is:  
(where ADP is supplied with \*A)

AP, NPI, NPO, ADP, END

If the flowrate is obtained using a polynomial pump curve, the format is:

AP, NPI, NPO, A0, A1, A2, A3, A4, END

The following definitions apply in the above arrays:

NPI - System inlet pressure node

AW - Tabulated curve of flowrate vs time

NPO - System outlet pressure node

ADP - Tabulated pump curve giving pressure rise as a function  
of flowrate

A0,A1,A2,A3,A4 - Polynomial curve fit constants for flowrate as a function  
of pressure rise. i.e.,

$$\dot{w} = A0 + A1 \cdot \Delta P + A2 \cdot \Delta P^2 + A3 \cdot \Delta P^3 + A4 \cdot \Delta P^4$$

KOP - is an integer code for checkout print from subroutine PFCS.  
If KOP = 1 a checkout print will be obtained. If KOP = 0  
a print will not be obtained.

#### DYNAMIC STORAGE REQUIREMENTS:

Dynamic storage required for PFCS is  $1/2(NPRN^2 + 6 \cdot NPRN + 12)$ , where  
NPRN is the maximum of the number of pressure nodes in any network.

TABLE 2 VALUE OF GC FOR VARIOUS PROBLEM UNITS

| UNITS    |                 |            |      | GC                     |
|----------|-----------------|------------|------|------------------------|
| MASS     | FORCE           | LENGTH     | TIME |                        |
| LB       | LB <sub>f</sub> | In.        | Sec  | 386.1                  |
| ↓        | ↓               | ↓          | Min  | 1.390X10 <sup>6</sup>  |
| ↓        | ↓               | ↓          | Hr   | 5.004X10 <sup>9</sup>  |
| ↓        | ↓               | Ft.        | Sec  | 32.174                 |
| ↓        | ↓               | ↓          | Min  | 1.1583X10 <sup>5</sup> |
| ↓        | ↓               | ↓          | Hr   | 4.1696X10 <sup>8</sup> |
| ↓        | ↓               | Yd.        | Sec  | 10.725                 |
| ↓        | ↓               | ↓          | Min  | 3.861X10 <sup>4</sup>  |
| ↓        | ↓               | ↓          | Hr   | 1.3899X10 <sup>8</sup> |
| GRAM     | dyne            | Centimeter | Sec  | 1.0                    |
| ↓        | ↓               | ↓          | Min  | 3600.                  |
| ↓        | ↓               | ↓          | Hr   | 1.296X10 <sup>7</sup>  |
| KILOGRAM | Newton          | Centimeter | Sec  | 1 x 10 <sup>-2</sup>   |
| ↓        | ↓               | ↓          | Min  | 36                     |
| ↓        | ↓               | ↓          | Hr   | 1.296X10 <sup>5</sup>  |
| ↓        | ↓               | Meter      | Sec  | 1.0                    |
| ↓        | ↓               | ↓          | Min  | 3600.                  |
| ↓        | ↓               | ↓          | Hr   | 1.296X10 <sup>7</sup>  |

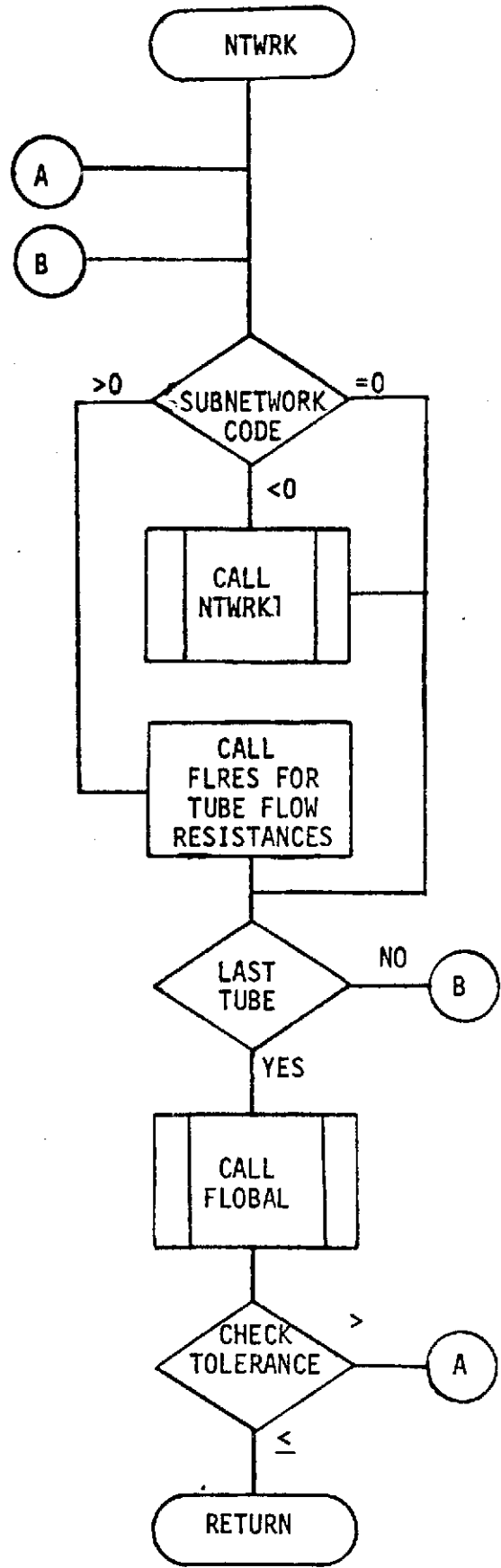
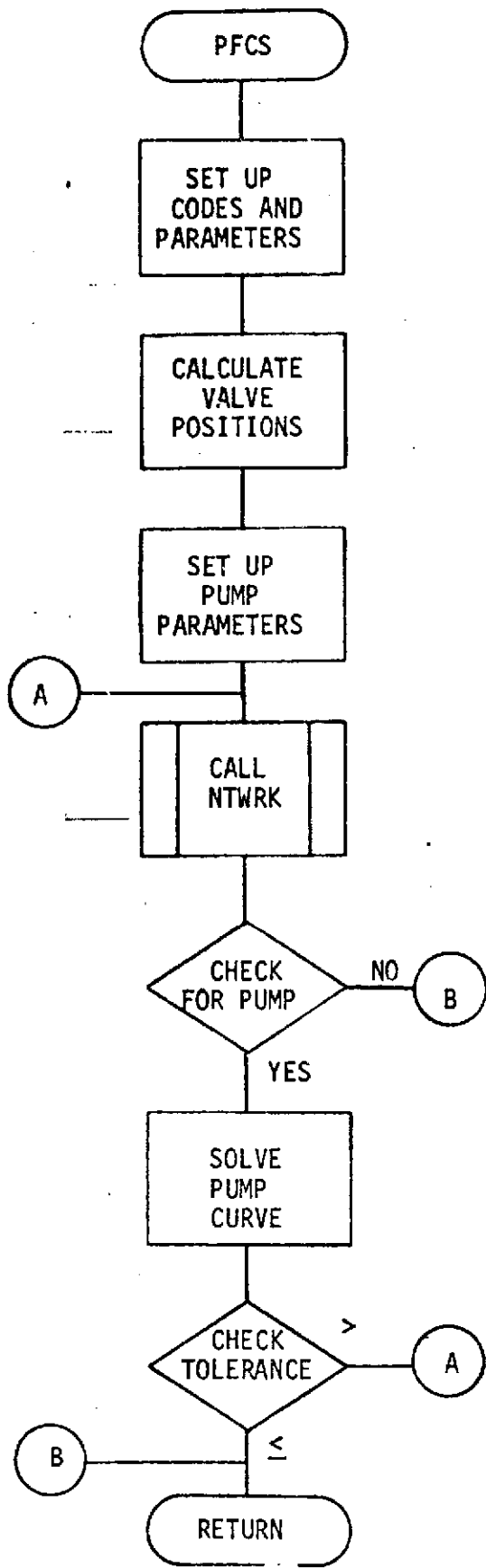


FIGURE 7 FLOW CHARTS OF PFCS AND NTRWK

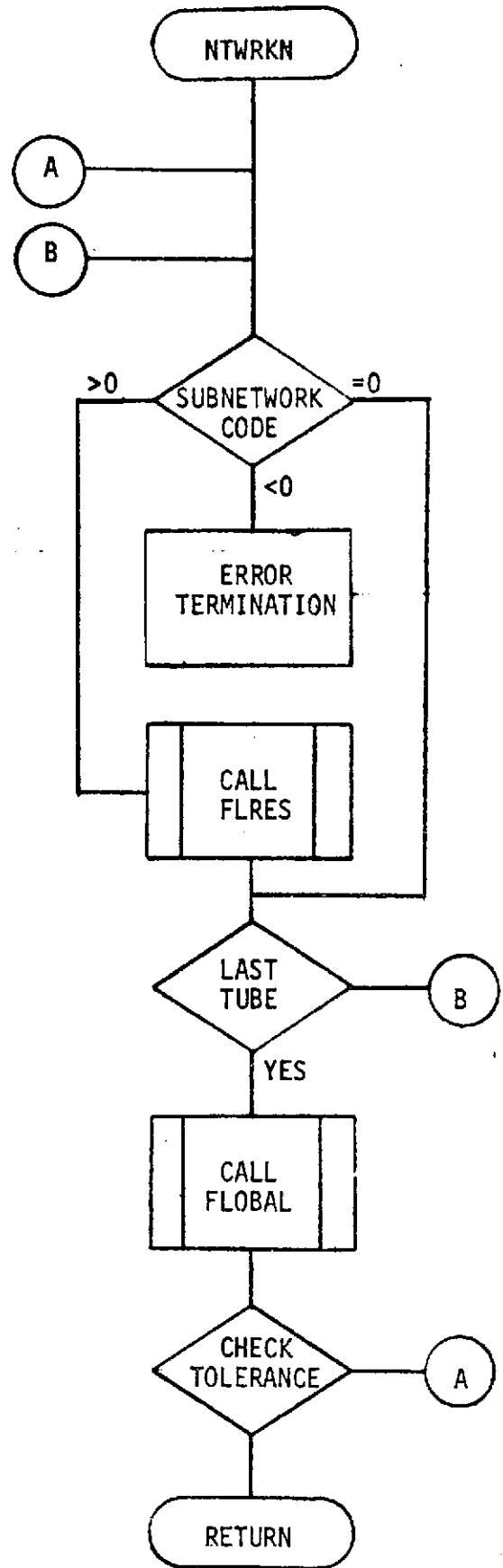
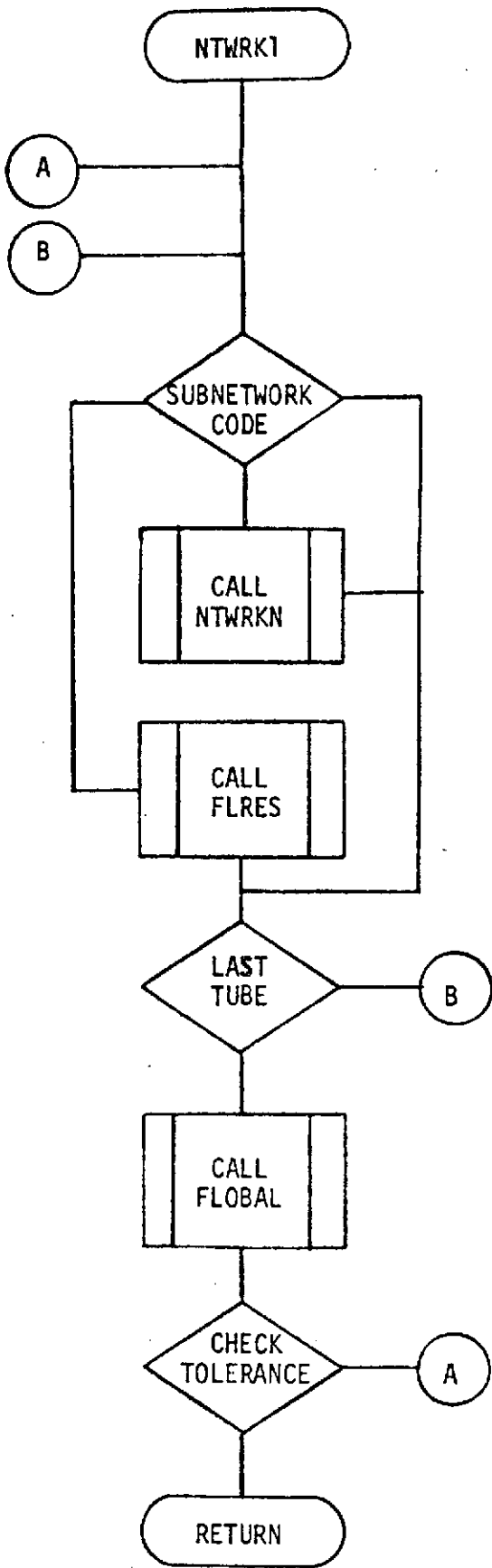


FIGURE 8 FLOW CHARTS OF NWRK1 AND NWRKN

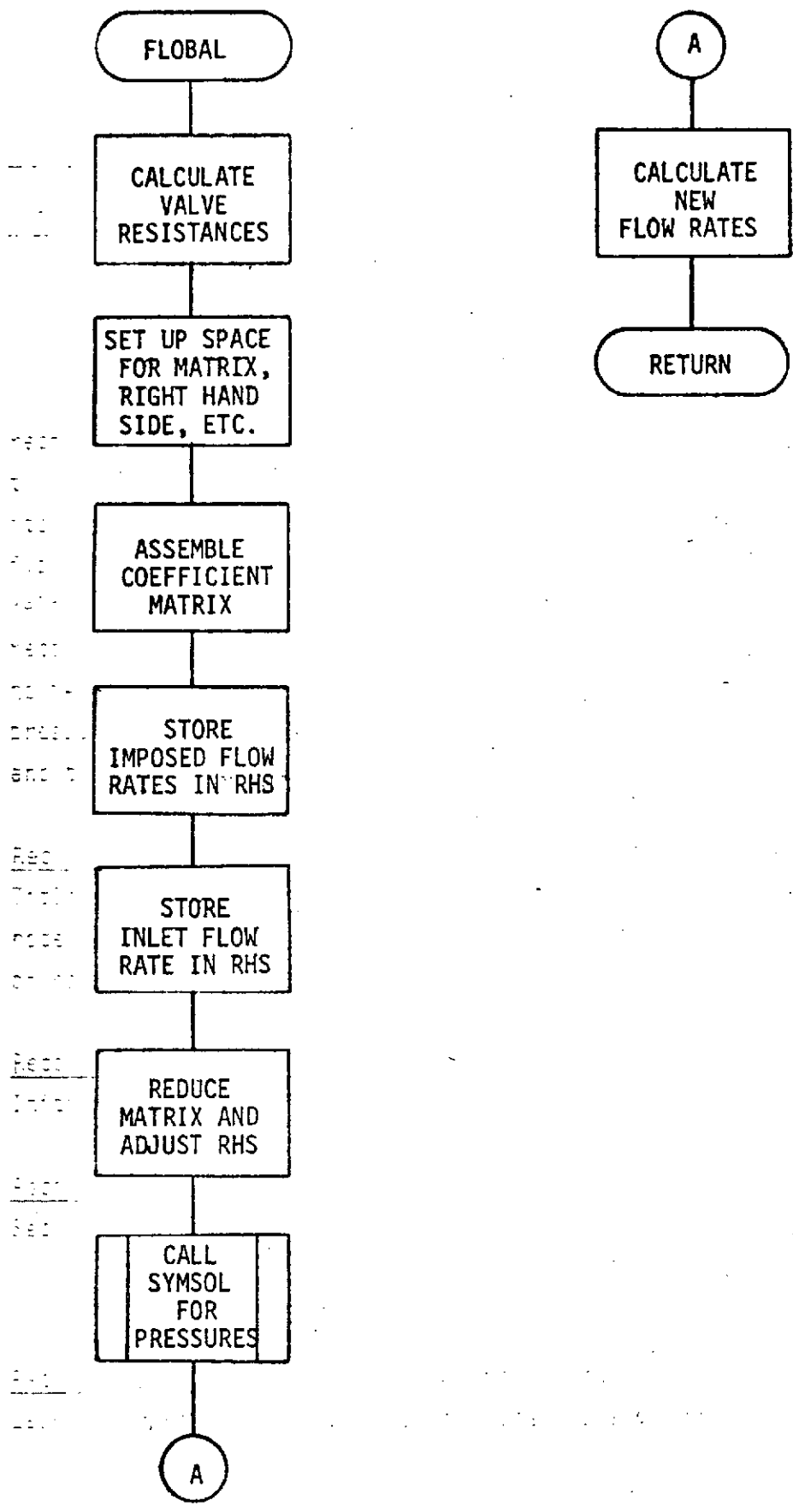


FIGURE 9 FLOW CHART OF FLOBAL

SUBROUTINE NAME: HSTRY

PURPOSE:

Subroutine HSTRY stores the problem time, the pressures of all pressure nodes, the valve positions for all valves, the flowrates for all tubes, and the temperatures of all temperature nodes at an input interval on a magnetic tape (the history tape) mounted on Unit T. The number of records written on the history tape is the number of history intervals plus two. The first record contains a title, an integer count of the number of items to be written for each of the four categories (pressures, valve positions, flowrates and temperatures), and the actual node numbers in order of the relative numbers. The second thru the next-to-last records contain the history records with one for each time point and the last record is the same as the next-to-last except the time is negative. The arguments to HSTRY are the pressure array, PR, the valve position array, VP, the flow rate array, W, and the history tape writing interval, TINC.

The format for the history tape is as follows:

Record No. 1

Title (Written Internally) in 12A6 format, 0, 0, 0, 0, 0, 0, No. of pressure nodes, number of valve positions, 0, 0, 0, number of tubes, 0, 0, number of nodes, actual node numbers in increasing order of relative node numbers.

Record No. 2

Initial problem time, pressures, valve positions, flowrates, node temperatures

Record No. 3

Second history time, pressures, valve positions, flowrates, node temperatures

⋮

Record No. N+1 (Where N = number of history time slices to be written)

Last history time, pressures, valve positions, flowrates, node temperatures



Record No. N+2

Same as last record except time is negative

RESTRICTIONS:

Should be called in VARIABLES 2. An output history tape should be mounted on Unit T. Subroutine TMCHK must be in VARIABLES 2 prior to the call to Subroutine HSTRY if TIMCHK is called in the problem.

If the backup feature is used in VARIABLES 2, the call to subroutine HSTRY should not be made until the last pass to avoid nonincreasing time records or invalid data. For example:

```
BCD 3VARIABLES 2
 .
 .
 .
F IF (T(16) .LT. TMAX) BACKUP = 1.
 .
 .
 .
F IF (BACKUP .GT. 0.) GO TO 10
 HSTRY (A1, A2, A3, .01)
F 10 CONTINUE
 END
```

CALLING SEQUENCE:

HSTRY(PR(IC), VP(IC), W(IC), TINC)

- PR - is the pressure (or pressure drop) array
- VP - is the valve position array
- W - is the flowrate array
- TINC - is the time interval for plotting

SUBROUTINE NAME:        NEWTMP

PURPOSE:

Subroutine NEWTMP will read the node temperatures, flowrates, pressures and valve positions at time TMPTIM from the history tape assigned to Unit U generated by subroutine HSTRY for a previous run on Unit T to initiate a problem at these conditions. The pressure array, PR, valve position array, VP, flow rate array, W, and time to read the tape, TMPTIM, are arguments. The subroutine should be called in the execution block prior to the call to the temperature solution subroutine.

RESTRICTIONS:

Must be called in the EXECUTION block prior to the call to the appropriate temperature solution subroutine. The history tape must be assigned on Unit U.

CALLING SEQUENCE:

NEWTMP(PR(IC), VP(IC), W(IC), TMPTIM)

- PR        - is the pressure array
- VP        - is the valve position array
- W         - is the flowrate array
- TMPTIM   - is the time to read the values of PR, VP, W and temperatures from the U tape

SUBROUTINE NAME: FLPRNT

PURPOSE:

Subroutine FLPRNT will write the values of the DATA array of real numbers at 10 to a line. The array is labeled by the variable input HEAD which contains 9 six character alpha numeric words. The array location of every tenth value in the array is identified to the right of the appropriate line. FLPRNT was written primarily for the output of flowrates, pressures, pressure drops, and valve positions obtained from PFCS but may be used for the output of any real array.

RESTRICTIONS:

Should be called from OUTPUT. The array must be real.

CALLING SEQUENCE:

FLPRNT(DATA(IC), HEAD(DV))

SUBROUTINE NAMES: GENOUT, GENI OR GENR

PURPOSE:

These subroutines print out arrays of numbers 10 to a line. GENOUT prints either real numbers, integer or both. GENI and GENR print integers and real number arrays respectively. The integers are written in an I9 format and the real numbers in an E12.4 format.

RESTRICTIONS:

GENI writes arrays of integers only. GENR writes arrays of real numbers only.

CALLING SEQUENCE:

GENOUT (A, ISTRT, ISTOP, 'NAME')

GENI (A, ISTRT, ISTOP, 'NAME')

GENR (A, ISTRT, ISTOP, 'NAME')

where A - is the array location  
ISTRT - is the first value in A being written  
ISTOP - is the last value in A being written  
'NAME' - is a title of 22 Hollerith words for identification

SUBROUTINE NAME: FLUX

PURPOSE:

Subroutine FLUX permits doublet time variant curve values stored on magnetic tape unit NFLXTP to be read into NCRV arrays starting at array DATA when the mission time exceeds DQTIME. The flux tape must be generated prior to the run using a GE routine LTVFTP. This routine generates the flux tape in the following format:

Record No. 1

First Read Time

Record No. 2

Number of points on first curve (Integer), first curve independent variables, first curve dependent variables, number of points on second curve, second curve independent variables, second curve dependent variables, etc. for all curves.

Record No. 3

Second Read Time

Record No. 4

Same as Record No. 2 except with new values

Record No. 5

Third Read Time

Etc. until all blocks of data are on tape.

Subroutine FLUX writes the values from the appropriate NFLXTP record into the arrays defined by DATA and NCRV in the proper doublet array format. Flux values should be input into the heat flux arrays (DATA<sub>1</sub>---DATA<sub>NCRV</sub>) initially if the user doesn't want the values to be read from the tape at the start of the problem. The value of QTIME should initially be the value of the time the first read is desired.

RESTRICTIONS:

The following restrictions apply:

- (1) The initial block of curve data must be input on cards or data

- (2) Particular curves must have the same number of points on each block of data read in as were input on cards initially
- (3) Each curve may have a different number of points
- (4) The first point on each curve in each block of data must be the same as the last point on that curve in the previous block of data
- (5) All incident heat curves must be in a single block by themselves.

CALLING SEQUENCE:

FLUX(NFLXTP, DATA, NCRV, DQTIME, QTIME)

where

- NFLXTP - logical unit to which the flux tape is assigned. Must be supplied by a user constant.
- DATA - starting location (IC) for flux curves
- NCRV - number of flux curves to be updated from the flux tape
- DQTIME - time scale shift for flux curves DQTIME is added to each independent value for each flux curve read from NFLXTP
- QTIME - the last point on the latest set of flux curves read from NFLXTP. (QTIME = FLXTIM + DQTIME, where FLXTIM is the time read from the flux tape) must be supplied by user constant.

SUBROUTINE NAME:       TIMCHK

PURPOSE:

Subroutine TIMCHK compares the elapsed computer time against the requested computer time, RTIME, and terminates the run if RTIME is exceeded by the elapsed time. If the second argument, KODE, is non-zero an output of computer time used will be printed out on each call to TIMCHK. Thus, a call to TIMCHK in VARIABLES 2 should normally be with KODE=0. If the output of computer time used is desired, TIMCHK should be called from OUTPUT with KODE  $\neq$  0. The most desirable procedure is to supply two calls to TIMCHK: (1) a call in VARIABLES 2 with KODE = 0 and (2) a call in OUTPUT with KODE  $\neq$  0.

RESTRICTIONS:

KODE should zero when called from VARIABLES 1 or 2.

CALLING SEQUENCE:

TIMCHK (RTIME, KODE)

where RTIME    = maximum computer time requested

KODE           = print code: = 0, computer time used is not printed out  
                   $\neq$  0, computer time used is printed out on  
                                  each call to TIMCHK

SUBROUTINE NAME:            REVPOL

PURPOSE:

This subroutine performs single variable linear interpolation on a doublet array of X,Y pairs in the same manner as DIDEGL except in reverse order. The array is interpolated in reverse order to obtain the value of independent variable, X, which corresponds to the input dependent variable, Y.

RESTRICTIONS:

All values must be floating point numbers.

CALLING SEQUENCE:

REVPOL (Y,A(IC),X)

where Y        -    input value of dependent variable  
A              -    Doublet array of X,Y pairs  
X              -    output value of independent variable

## 5.0

### SAMPLE PROBLEM

A sample problem was prepared for the SINDA routine to demonstrate the input and output for a typical thermal/flow analysis problem. A schematic of the problem is shown in Figure 10. The problem consists of 8 two dimensional radiator panels, each modeled by two flow paths (one for the main panel of 11 tubes and one for the prime bypass tube). Contained in the system are a pump, a bypass valve (valve No. 1) and a stagnation valve between the two flow paths. The heat load to the radiator system comes through a counter flow heat exchanger which has a controlled inlet temperature of 40°F. The fluid is Freon 21 in the radiator system and water on the cooled side of the heat exchanger. The nodal subdivision for the fluid system is shown in Figure 10. The structure nodal subdivision is shown in Figure 11.

The output for the run is presented in Table 3. A selected few items were plotted using the plot package described in Appendix B. These are presented in Figures 12 thru 17.



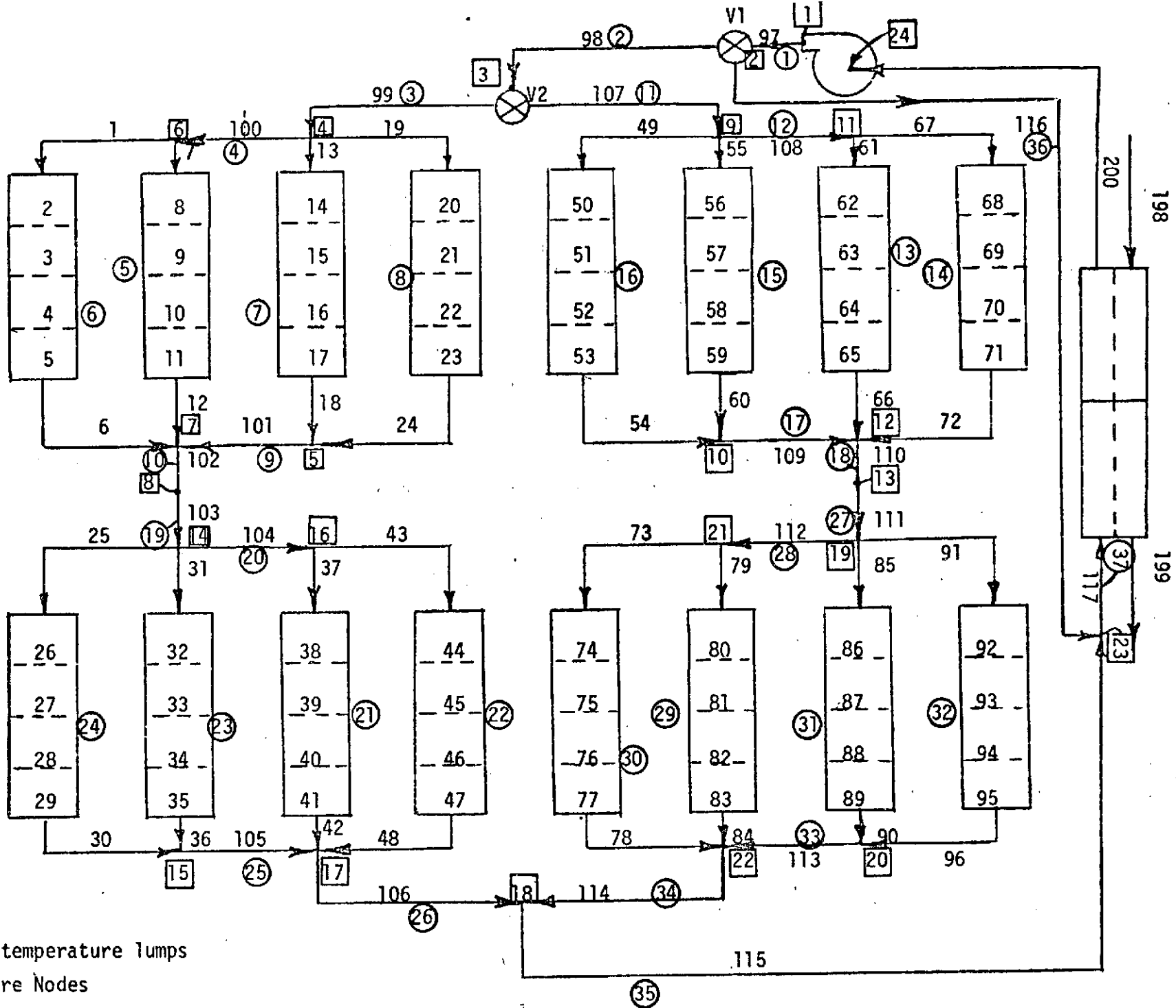
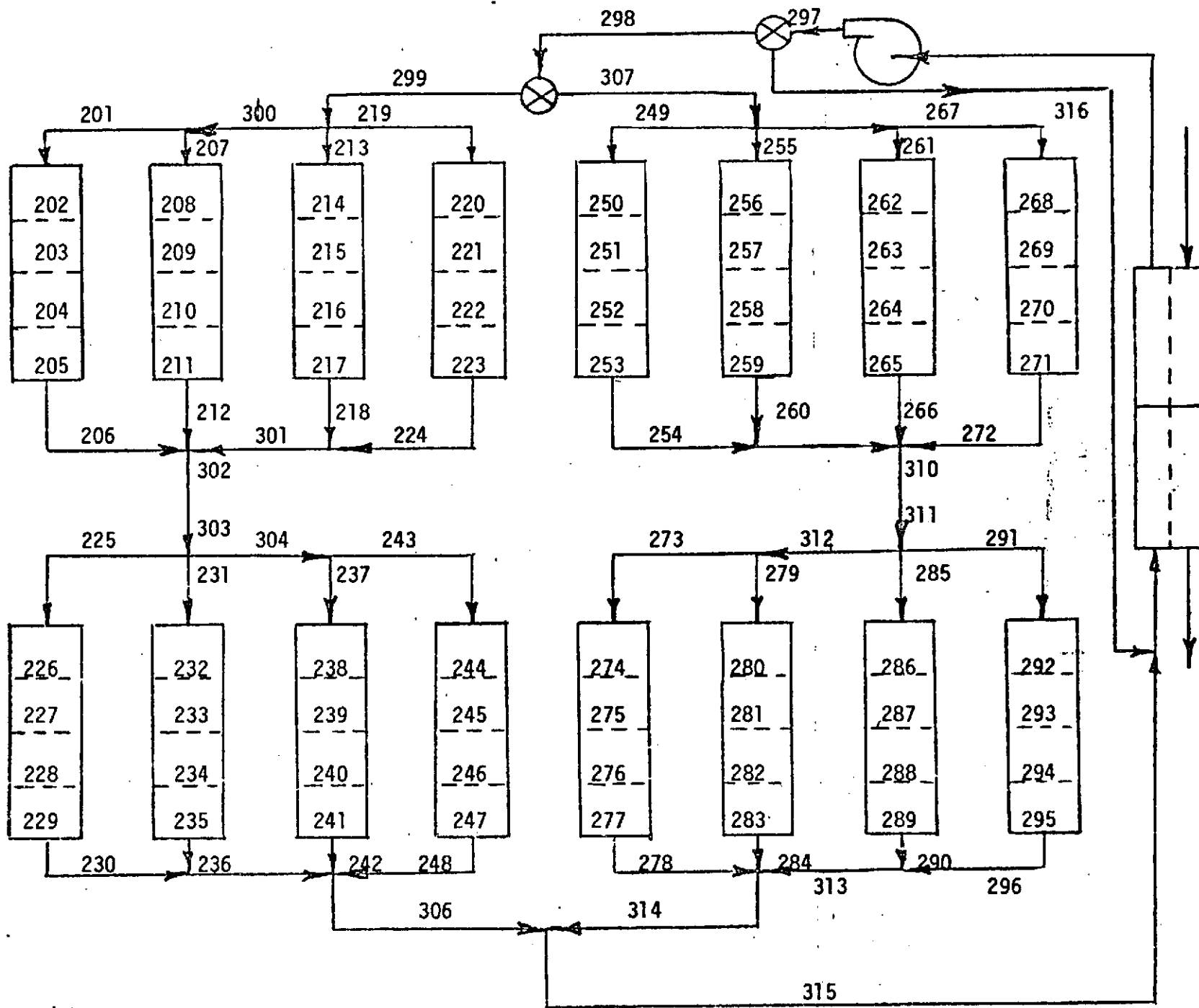


FIGURE 10 FLUID MODEL OF THE SAMPLE PROBLEM



93

xx - Structuré Lumps

FIGURE 11 STRUCTURE MODEL FOR THE SAMPLE PROBLEM

TABLE 3  
OUTPUT FOR SAMPLE PROBLEMS



• ASG G=A05962

25 FEB 73

19:19:46

• ASG Z=A05743

25 FEB 73

19:19:46

• ASG T=A02293

25 FEB 73

19:19:46

• ASG O,J,K,M

25 FEB 73

19:19:46



0 737 CUR  
1. TRW G  
2. IN G

25 FEB 73

14:14:46  
14:14:47  
14:14:47

END OF FILE -- UNIT G

END CUR LCC 1102-0039 L9  
OP HDG SAMPLE PROBLEM FOR SINDA VERSION 9



0 ZOT SINDA/PREPRO

STARTING ADDRESS 014000

CORE LIMITS 014000 047745 050366 163771 163772 163777

PREPRO/CODE

0 050366-050425  
1 014000-014454

ROUTS /RLEC4

0 050426-050432  
1 014455-014457  
2 050433-050450

NIQINC/RLECS

1 015460-015531  
2 050451-050501

RYABS /CODE

0 050502-050650

NRFTS /RLEC4

1 015532-016447  
2 050651-050665

NCAVTS/RLECS

1 016470-016714  
2 050666-050754

NOTINC/RLECS

1 016715-017364  
2 050755-051020

FPAKCS /CODE

1 017365-017430

DEPTH /\*\*\*\*\*

0 051021-051026

NFTVS /RL22

1 017431-017453

NBDFVS/RLEC4

0 051027-051213

## WINPTS/RLECS

0 051214-051216  
1 017454-020571  
2 051217-051254

## WININS/RLECS

1 020572-020727  
2 051255-051304

## NIERS /RLECS

0 051305-051305  
1 020730-021235  
2 051306-051402

## NEARS /RLECS

0 051403-051572  
1 021236-021700

## NFOUTS/RLECS

1 021701-022132  
2 051573-051574

## NBUFFS/RL23

1 022133-022155  
2 051575-052605

## GRANDS/RLECS

1 022156-022250

## DUMSNB/CODE

0 052606-052650  
1 022251-022335

## WSTOP/RLECS

1 022336-022347

## NEWS /CODE

0 052651-052705  
1 022350-022365

## TITLEJ/CODE

0 052706-053006  
1 022366-022445

## CRDBLK/\*\*\*\*\*

0 053007-054023

## TAPE /\*\*\*\*\*

0 054024-054035

## BLKBUF/\*\*\*\*\*

0 054036-055105

## YABCON/\*\*\*\*\*

0 055106-055375

## DATA /\*\*\*\*\*

0 055376-055417

LOGIC /\*\*\*\*\*  
0 055420-055514

PLAGIC/\*\*\*\*\*  
0 055515-055526

SROCOM/\*\*\*\*\*  
0 055527-056130

BUCKET/\*\*\*\*\*  
0 056131-156500

POINT /\*\*\*\*\*  
0 156501-156575

CHECKD/\*\*\*\*\*  
0 156576-156747

FLAGS /\*\*\*\*\*  
0 156750-156752

JPS /\*\*\*\*\*  
0 156753-156753

CIRAGE/\*\*\*\*\*  
0 156754-157333

RFINPS/ALECS  
1 022496-022707  
2 157334-157334

SEARCH/CODE  
0 157335-157351  
1 022710-022774

MAUTJG/CODE  
1 022775-023433

BLKCRD/CODE  
0 157352-157630  
1 023434-024327

WATBLK/CODE  
1 024330-024341

STFFB /CODE  
0 157631-157643  
1 024342-024371

FINDRM/CODE  
0 157644-157717  
1 024372-024723

SQUEEZ/CODE  
0 157720-157742  
1 024724-025015

SREADC/CODE  
0 157743-160035  
1 025016-025350

#READC/CODE  
0 160036-160055  
1 025351-025501

RDBLK /CODE  
0 160056-160070  
1 025502-025610

MEERS /CODE  
0 160071-160132  
1 025611-025631

NTRAM /CODE  
0 160133-160137  
1 025632-025729

CURDRM/CODE  
0 160140-160149  
1 025725-026009

EDIT /CODE  
0 160145-161056  
1 026005-027379

MODUR /CODE  
0 160145-160309  
1 026005-027063

BUFTAP/CODE  
0 160305-160317  
1 027064-027223

BUFMCF/CODE  
0 160320-160326  
1 027224-027306

TQCENT/CODE  
0 160327-160350  
1 027307-027539

FINDRD/CODE  
0 160351-160357  
1 027535-027613

MPCW /CODE  
0 160360-160372  
1 027614-027641

AZILUN/CODE  
0 160373-160450  
1 027642-027746

TQCOX /CODE  
0 160451-160462



SAMPLE PROBLEM FOR SINDA VERSION 9  
1 027747-030035

DATE 250273 PAGE 5

TDCWRT/CODE

0 160463-160571  
1 030036-030151

ROSET /CODE

0 160572-160601  
1 030152-030223

MURFIT/CODE

0 160602-160646  
1 030224-030310

EDTTM/CODE

0 160647-160663  
1 030311-030430

RSC01/CODE

0 160664-160705

ETODS /CODE

1 030431-030465

CLOCK /CODE

0 160706-160710  
1 030466-030546

NEWMOD/CODE

0 160711-161040  
1 030547-032045

UPDAT2/CODE

0 161041-161130  
1 032046-032606

UPDAT1/CODE

0 161131-161217  
1 032607-033613

MWRITC/CODE

0 161220-161275  
1 033614-034043

COMPRS/CODE

0 161276-161615  
1 034044-034275

SINDAX/CODE

0 161616-161664  
1 034276-034533

GREAD /CODE

0 161665-161743  
1 034534-035074

STRICH/CODE

0 161744-162125

SAMPLE PROBLEM FOR SINDA VERSION 9  
1 035075-035613

DATE 250273 PAGE 6

GETFLD/CODE

0 162126-162245  
1 035614-035774

MOVE /CODE

0 162246-162264  
1 035775-036127

NCOL /CODE

0 162265-162271  
1 036130-036150

MVCH /CODE

0 162272-162302  
1 036151-026212

\*BUFBLK/\*\*\*\*\*

0 162303-163276

\*ADDNEW/\*\*\*\*\*

0 163277-163373

\*MURCRD/\*\*\*\*\*

0 163374-163400

\*GENLNK/CODE

0 160145-160267  
1 026005-026316

\*PSEUDO/CODE

0 160145-160271  
1 026005-030131

\*PCS2 /CODE

0 160272-160301  
1 030132-030177

\*CODERD/CODE

0 160145-160426  
1 026005-030640

IMBED /CODE

0 160427-160520  
1 030641-031107

\*DATARD/CODE

0 160521-161447  
1 031110-035727

\*ERRMES/CODE

0 161450-162757  
1 035730-036611

\*CONVRT/CODE

0 162760-163515  
1 036612-036737

## \*TYPCHK/CODE

0 163016-163036  
1 036740-037155

## \*QDATA /CODE

0 163037-163153  
1 037156-040745

## \*RELACT/CODE

0 163154-163205  
1 040746-041226

## \*VRTDTA/CODE

0 163206-163227  
1 041227-042064

## \*WRTPNT/CODE

0 163230-163246  
1 042065-042442

## \*GSWAP /CODE

0 163247-163266  
1 042443-042554

## \*INCORE/CODE

0 163267-163316  
1 042555-043350

## \*SETFMT/CODE

0 163317-163416  
1 043351-043537

## \*GENWK /CODE

0 163417-163473  
1 043540-044147

## \*NODES /CODE

0 163474-163562  
1 044150-047235

## \*CONDS /CODE

0 163474-163613  
1 044150-047745

## \*PRESUB/CODE

0 169145-169223  
1 026005-026133

## \*SINDA /CODE

0 169224-161133  
1 026134-030516

## \*RTCFN/CODE

0 161134-161226  
1 030517-031207

## \*PLPINT/CODE

SAMPLE PROBLER FOR SINDA VERSION 9

0 161227-161447  
1 031210-031712

DATE 250273 PAGE 8

\*SPLIT /CODE

0 160145-160170  
1 026005-026770

\*SKIP /CODE

0 160171-160216  
1 026771-027301

END OF ALLOCATION 1103 0039A 09099

.....  
.....  
..... SINDA/VERSION 9 DATED FEB 12, 1973 (COMPILED UNDER UNIVAC FORTRAN/25 ON FEB 12, 1973) .....  
.....  
.....

..... A DESCRIPTION OF THE MODIFICATIONS TO EACH VERSION OF SINDA IS CONTAINED ON COMMENT CARDS IN SUBROUTINE NEWS .....



SAMPLE PROBLEM FOR SINDA VERSION 9

DATE 250273 PAGE 10

\*SINDA

MODEL 2

BEGIN SINDA PREPROCESSOR, VERSION 8, AT 14:15:03

BCD 3THERMAL LPCS  
BCD 6 SAMPLE PROBLEM FOR SINDA VERSION 9

END

BCD 3NODE DATA

| REM | NODE  | NUM | INC | TI   | ACT1 | CONST    | \$ |             |
|-----|-------|-----|-----|------|------|----------|----|-------------|
| SIM | 1     | 8   | 6   | 70.  | A3   | .012096  | \$ | FLUID LUMPS |
| SIM | 2     | 8   | 6   | 70.  | A3   | .00305   | \$ |             |
| SIM | 3     | 8   | 6   | 70.  | A3   | .00305   | \$ |             |
| SIM | 4     | 8   | 6   | 70.  | A3   | .00305   | \$ |             |
| SIM | 5     | 8   | 6   | 70.  | A3   | .00305   | \$ |             |
| SIM | 6     | 8   | 6   | 70.  | A3   | .012096  | \$ |             |
| SIM | 49    | 8   | 6   | 70.  | A3   | .012096  | \$ |             |
| SIM | 50    | 8   | 6   | 70.  | A3   | .0000213 | \$ |             |
| SIM | 51    | 8   | 6   | 70.  | A3   | .0000213 | \$ |             |
| SIM | 52    | 8   | 6   | 70.  | A3   | .0000213 | \$ |             |
| SIM | 53    | 8   | 6   | 70.  | A3   | .0000213 | \$ |             |
| SIM | 54    | 8   | 6   | 70.  | A3   | .012096  | \$ |             |
| SIV | 97    |     |     | 70.  | A3   | .005040  | \$ |             |
| SIV | 98    |     |     | 70.  | A3   | .005040  | \$ |             |
| SIV | 99    |     |     | 70.  | A3   | .020160  | \$ |             |
| SIV | 100   |     |     | 70.  | A3   | .007056  | \$ |             |
| SIV | 101   |     |     | 70.  | A3   | .007056  | \$ |             |
| SIV | 102   |     |     | 70.  | A3   | .002520  | \$ |             |
| SIV | 103   |     |     | 70.  | A3   | .002520  | \$ |             |
| SIV | 104   |     |     | 70.  | A3   | .007056  | \$ |             |
| SIV | 105   |     |     | 70.  | A3   | .007056  | \$ |             |
| SIV | 106   |     |     | 70.  | A3   | .020160  | \$ |             |
| SIV | 107   |     |     | 70.  | A3   | .020160  | \$ |             |
| SIV | 108   |     |     | 70.  | A3   | .005040  | \$ |             |
| SIV | 109   |     |     | 70.  | A3   | .005040  | \$ |             |
| SIV | 110   |     |     | 70.  | A3   | .002520  | \$ |             |
| SIV | 111   |     |     | 70.  | A3   | .002520  | \$ |             |
| SIV | 112   |     |     | 70.  | A3   | .005040  | \$ |             |
| SIV | 113   |     |     | 70.  | A3   | .005040  | \$ |             |
| SIV | 114   |     |     | 70.  | A3   | .020160  | \$ |             |
| SIV | 115   |     |     | 70.  | A3   | .005040  | \$ |             |
| SIV | 116   |     |     | 70.  | A3   | .002016  | \$ |             |
| SIV | 117   |     |     | 70.  | A3   | .005040  | \$ |             |
|     | 2-198 |     |     | 100. |      | 1.0      | \$ |             |
|     | 2-199 |     |     | 40.  |      | 1.0      | \$ |             |
|     | 2-200 |     |     | 100. |      | 1.0      | \$ |             |
| SIM | 201   | 8   | 6   | 70.  | A4   | .720     | \$ | TUBE LUMPS  |
| SIM | 202   | 8   | 6   | 70.  | A4   | 10.3     | \$ |             |
| SIM | 203   | 8   | 6   | 70.  | A4   | 10.3     | \$ |             |
| SIM | 204   | 8   | 6   | 70.  | A4   | 10.3     | \$ |             |
| SIM | 205   | 8   | 6   | 70.  | A4   | 10.3     | \$ |             |
| SIM | 206   | 8   | 6   | 70.  | A4   | .720     | \$ |             |
| SIM | 249   | 8   | 6   | 70.  | A4   | .720     | \$ |             |
| SIM | 250   | 8   | 6   | 70.  | A4   | .5718    | \$ |             |
| SIM | 251   | 8   | 6   | 70.  | A4   | .5718    | \$ |             |
| SIM | 252   | 8   | 6   | 70.  | A4   | .5718    | \$ |             |
| SIM | 253   | 8   | 6   | 70.  | A4   | .5718    | \$ |             |
| SIM | 254   | 8   | 6   | 70.  | A4   | .720     | \$ |             |
| SIV | 297   |     |     | 70.  | A4   | .299     | \$ |             |
| SIV | 298   |     |     | 70.  | A4   | .299     | \$ |             |

SAMPLE PROBLEM FOR SINGA VERSION 9

DATE 250273 PAGE 12

```

SIV 299 , 70. , A4, 1.20 0
SIV 300 , 70. , A4, .919 0
SIV 301 , 70. , A4, .919 0
SIV 302 , 70. , A4, .150 0
SIV 303 , 70. , A4, .150 0
SIV 304 , 70. , A4, .919 0
SIV 305 , 70. , A4, .919 0
SIV 306 , 70. , A4, .720 0
SIV 307 , 70. , A4, 1.200 0
SIV 308 , 70. , A4, .720 0
SIV 309 , 70. , A4, .720 0
SIV 310 , 70. , A4, .150 0
SIV 311 , 70. , A4, .150 0
SIV 312 , 70. , A4, .720 0
SIV 313 , 70. , A4, .720 0
SIV 314 , 70. , A4, 1.200 0
SIV 315 , 70. , A4, .299 0
SIV 316 , 70. , A4, .012 0
SIV 317 , 70. , A4, 2.99 0
-400 , -459.69 , 1.0 0

```

END

RELATIVE NODE NUMBERS

ACTUAL NODE NUMBERS

|              |     |     |     |     |     |     |     |     |     |     |
|--------------|-----|-----|-----|-----|-----|-----|-----|-----|-----|-----|
| 1 THRU 10    | 1   | 7   | 13  | 19  | 25  | 31  | 37  | 43  | 2   | 8   |
| 11 THRU 20   | 14  | 20  | 26  | 32  | 38  | 44  | 3   | 9   | 15  | 21  |
| 21 THRU 30   | 27  | 33  | 39  | 45  | 4   | 10  | 16  | 22  | 28  | 34  |
| 31 THRU 40   | 40  | 46  | 5   | 11  | 17  | 23  | 29  | 35  | 41  | 47  |
| 41 THRU 50   | 4   | 12  | 18  | 24  | 30  | 36  | 42  | 48  | 49  | 55  |
| 51 THRU 60   | 61  | 67  | 73  | 79  | 85  | 91  | 50  | 56  | 62  | 68  |
| 61 THRU 70   | 74  | 80  | 86  | 92  | 51  | 57  | 63  | 69  | 75  | 81  |
| 71 THRU 80   | 87  | 93  | 52  | 58  | 64  | 70  | 76  | 82  | 88  | 94  |
| 81 THRU 90   | 53  | 59  | 65  | 71  | 77  | 83  | 89  | 95  | 54  | 60  |
| 91 THRU 100  | 66  | 72  | 78  | 84  | 90  | 96  | 97  | 98  | 99  | 100 |
| 101 THRU 110 | 101 | 102 | 103 | 104 | 105 | 106 | 107 | 108 | 109 | 110 |
| 111 THRU 120 | 111 | 112 | 113 | 114 | 115 | 116 | 117 | 201 | 207 | 213 |
| 121 THRU 130 | 219 | 225 | 231 | 237 | 243 | 202 | 208 | 214 | 220 | 226 |
| 131 THRU 140 | 232 | 238 | 244 | 203 | 209 | 215 | 221 | 227 | 233 | 239 |
| 141 THRU 150 | 245 | 204 | 210 | 216 | 222 | 228 | 234 | 240 | 246 | 205 |
| 151 THRU 160 | 211 | 217 | 223 | 229 | 235 | 241 | 247 | 206 | 212 | 218 |
| 161 THRU 170 | 224 | 230 | 236 | 242 | 248 | 249 | 255 | 261 | 267 | 273 |
| 171 THRU 180 | 279 | 285 | 291 | 250 | 256 | 262 | 268 | 274 | 280 | 286 |
| 181 THRU 190 | 292 | 291 | 257 | 263 | 269 | 275 | 281 | 287 | 293 | 252 |
| 191 THRU 200 | 258 | 264 | 270 | 276 | 282 | 288 | 294 | 253 | 259 | 265 |
| 201 THRU 210 | 271 | 277 | 283 | 289 | 295 | 254 | 260 | 266 | 272 | 278 |
| 211 THRU 220 | 284 | 290 | 296 | 297 | 298 | 299 | 300 | 301 | 302 | 303 |
| 221 THRU 230 | 304 | 305 | 306 | 307 | 308 | 309 | 310 | 311 | 312 | 313 |
| 231 THRU 238 | 314 | 315 | 316 | 317 | 192 | 199 | 200 | 400 |     |     |

NODE ANALYSIS... DIFFUSION = 234, ARITHMETIC = 0, BOUNDARY = 4, TOTAL = 238

BCD SOURCE DATA

```

REM NODE, A(TIME), CONST 0
SIT 202, A15, 16.270 0
SIT 203, A15, 16.270 0
SIT 204, A15, 16.270 0
SIT 205, A15, 16.270 0
SIT 208, A15, 16.270 0
SIT 209, A15, 16.270 0

```



SIT 210, A15, 16.270 c  
SIT 211, A15, 16.270 c  
SIT 214, A15, 16.270 c  
SIT 215, A15, 16.270 c  
SIT 216, A15, 16.270 c  
SIT 217, A15, 16.270 c  
SIT 220, A15, 16.270 c  
SIT 221, A15, 16.270 c  
SIT 222, A15, 16.270 c  
SIT 223, A15, 16.270 c  
SIT 226, A15, 16.270 c  
SIT 227, A15, 16.270 c  
SIT 228, A15, 16.270 c  
SIT 229, A15, 16.270 c  
SIT 232, A15, 16.270 c  
SIT 233, A15, 16.270 c  
SIT 234, A15, 16.270 c  
SIT 235, A15, 16.270 c  
SIT 238, A15, 16.270 c  
SIT 239, A15, 16.270 c  
SIT 240, A15, 16.270 c  
SIT 241, A15, 16.270 c  
SIT 244, A15, 16.270 c  
SIT 245, A15, 16.270 c  
SIT 246, A15, 16.270 c  
SIT 247, A15, 16.270 c  
SIT 250, A15, 0.431 c  
SIT 251, A15, 0.431 c  
SIT 252, A15, 0.431 c  
SIT 253, A15, 0.431 c  
SIT 256, A15, 0.431 c  
SIT 257, A15, 0.431 c  
SIT 258, A15, 0.431 c  
SIT 259, A15, 0.431 c  
SIT 262, A15, 0.431 c  
SIT 263, A15, 0.431 c  
SIT 264, A15, 0.431 c  
SIT 265, A15, 0.431 c  
SIT 268, A15, 0.431 c  
SIT 269, A15, 0.431 c  
SIT 270, A15, 0.431 c  
SIT 271, A15, 0.431 c  
SIT 274, A15, 0.431 c  
SIT 275, A15, 0.431 c  
SIT 276, A15, 0.431 c  
SIT 277, A15, 0.431 c  
SIT 280, A15, 0.431 c  
SIT 281, A15, 0.431 c  
SIT 282, A15, 0.431 c  
SIT 283, A15, 0.431 c  
SIT 286, A15, 0.431 c  
SIT 287, A15, 0.431 c  
SIT 288, A15, 0.431 c  
SIT 289, A15, 0.431 c  
SIT 292, A15, 0.431 c  
SIT 293, A15, 0.431 c  
SIT 294, A15, 0.431 c  
SIT 295, A15, 0.431 c

END  
 SCD CONDUCTOR DATA

| REP | NG   | NDG   | IG   | NA   | INA | NB  | INB | G   | SFLOW |
|-----|------|-------|------|------|-----|-----|-----|-----|-------|
| GEN | 1,   | 5,    | 1,   | -1,  | 1,  | 2,  | 1,  | 75. | \$    |
| GEN | 6,   | 5,    | 1,   | -7,  | 1,  | 8,  | 1,  | 75. | \$    |
| GEN | 11,  | 5,    | 1,   | -13, | 1,  | 14, | 1,  | 75. | \$    |
| GEN | 16,  | 5,    | 1,   | -19, | 1,  | 20, | 1,  | 75. | \$    |
| GEN | 21,  | 5,    | 1,   | -25, | 1,  | 26, | 1,  | 75. | \$    |
| GEN | 26,  | 5,    | 1,   | -31, | 1,  | 32, | 1,  | 75. | \$    |
| GEN | 31,  | 5,    | 1,   | -37, | 1,  | 38, | 1,  | 75. | \$    |
| GEN | 36,  | 5,    | 1,   | -43, | 1,  | 44, | 1,  | 75. | \$    |
| GEN | 41,  | 5,    | 1,   | -49, | 1,  | 50, | 1,  | 75. | \$    |
| GEN | 46,  | 5,    | 1,   | -55, | 1,  | 56, | 1,  | 75. | \$    |
| GEN | 51,  | 5,    | 1,   | -61, | 1,  | 62, | 1,  | 75. | \$    |
| GEN | 56,  | 5,    | 1,   | -67, | 1,  | 68, | 1,  | 75. | \$    |
| GEN | 61,  | 5,    | 1,   | -73, | 1,  | 74, | 1,  | 75. | \$    |
| GEN | 66,  | 5,    | 1,   | -79, | 1,  | 80, | 1,  | 75. | \$    |
| GEN | 71,  | 5,    | 1,   | -85, | 1,  | 86, | 1,  | 75. | \$    |
| GEN | 76,  | 5,    | 1,   | -91, | 1,  | 92, | 1,  | 75. | \$    |
|     | 81,  | 200,  | 97,  | 625. | \$  |     |     |     |       |
|     | 82,  | -97,  | 98,  | 600. | \$  |     |     |     |       |
|     | 83,  | -97,  | 116, | 25.  | \$  |     |     |     |       |
|     | 84,  | -98,  | 99,  | 300. | \$  |     |     |     |       |
|     | 85,  | -98,  | 107, | 300. | \$  |     |     |     |       |
|     | 86,  | -99,  | 13,  | 75.  | \$  |     |     |     |       |
|     | 87,  | -99,  | 19,  | 75.  | \$  |     |     |     |       |
|     | 88,  | -99,  | 100, | 150. | \$  |     |     |     |       |
|     | 89,  | -100, | 1,   | 75.  | \$  |     |     |     |       |
|     | 90,  | -100, | 7,   | 75.  | \$  |     |     |     |       |
|     | 91,  | -18,  | 101, | 75.  | \$  |     |     |     |       |
|     | 92,  | -24,  | 101, | 75.  | \$  |     |     |     |       |
|     | 93,  | -8,   | 102, | 75.  | \$  |     |     |     |       |
|     | 94,  | -12,  | 102, | 75.  | \$  |     |     |     |       |
|     | 95,  | -101, | 102, | 150. | \$  |     |     |     |       |
|     | 96,  | -102, | 103, | 300. | \$  |     |     |     |       |
|     | 97,  | -103, | 25,  | 75.  | \$  |     |     |     |       |
|     | 98,  | -103, | 31,  | 75.  | \$  |     |     |     |       |
|     | 99,  | -103, | 104, | 150. | \$  |     |     |     |       |
|     | 100, | -104, | 37,  | 75.  | \$  |     |     |     |       |
|     | 101, | -104, | 43,  | 75.  | \$  |     |     |     |       |
|     | 102, | -42,  | 106, | 75.  | \$  |     |     |     |       |
|     | 103, | -48,  | 106, | 75.  | \$  |     |     |     |       |
|     | 104, | -105, | 106, | 150. | \$  |     |     |     |       |
|     | 105, | -107, | 49,  | 300. | \$  |     |     |     |       |
|     | 106, | -107, | 55,  | 75.  | \$  |     |     |     |       |
|     | 107, | -107, | 108, | 150. | \$  |     |     |     |       |
|     | 108, | -108, | 61,  | 75.  | \$  |     |     |     |       |
|     | 109, | -108, | 67,  | 75.  | \$  |     |     |     |       |
|     | 110, | -54,  | 109, | 75.  | \$  |     |     |     |       |
|     | 111, | -60,  | 109, | 75.  | \$  |     |     |     |       |
|     | 112, | -66,  | 110, | 75.  | \$  |     |     |     |       |
|     | 113, | -72,  | 110, | 75.  | \$  |     |     |     |       |
|     | 114, | -109, | 110, | 150. | \$  |     |     |     |       |
|     | 115, | -110, | 111, | 300. | \$  |     |     |     |       |
|     | 116, | -111, | 65,  | 75.  | \$  |     |     |     |       |
|     | 117, | -111, | 91,  | 75.  | \$  |     |     |     |       |
|     | 118, | -111, | 112, | 150. | \$  |     |     |     |       |
|     | 119, | -112, | 73,  | 75.  | \$  |     |     |     |       |

Flow conductors identified in  
 array 17, page 114 \*

\* Comments added to listing of input data to clarify input of flow systems

120,-112, 79, 75. 3  
 121, -90, 113, 75. 3  
 122, -96, 113, 75. 8  
 123, -78, 114, 75. 8  
 124, -84, 114, 75. 8  
 125,-113, 114, 150. 8  
 126,-106, 115, 300. 8  
 127,-114, 115, 300. 3  
 128,-115, 117, 300. 3  
 129,-116, 117, 25. 3  
 130, -30, 105, 75. 3  
 131, -36, 105, 75. 3

GEN 201, 117, 1, 1, 201, 1, 100.  
 REM NG HOG IG NA INA NB INB G  
 GEN -401, 8, 1, 202, 6, 400, 0, 2.59E-8  
 GEN -409, 8, 1, 203, 6, 400, 0, 2.59E-8  
 GEN -417, 8, 1, 204, 6, 400, 0, 2.59E-8  
 GEN -425, 8, 1, 205, 6, 400, 0, 2.59E-8  
 GEN -433, 8, 1, 250, 6, 400, 0, 0.68E-9  
 GEN -441, 8, 1, 251, 6, 400, 0, 0.68E-9  
 GEN -449, 8, 1, 252, 6, 400, 0, 0.68E-9  
 GEN -457, 8, 1, 253, 6, 400, 0, 0.68E-9  
 END

\* CONVECTION - Connection conductor identified in array 16, page 112.  
 \* RADIATION

RELATIVE CONDUCTOR NUMBERS

ACTUAL CONDUCTOR NUMBERS

| RELATIVE     | ACTUAL                                  |
|--------------|-----------------------------------------|
| 1 THRU 10    | 1 2 3 4 5 6 7 8 9 10                    |
| 11 THRU 20   | 11 12 13 14 15 16 17 18 19 20           |
| 21 THRU 30   | 21 22 23 24 25 26 27 28 29 30           |
| 31 THRU 40   | 31 32 33 34 35 36 37 38 39 40           |
| 41 THRU 50   | 41 42 43 44 45 46 47 48 49 50           |
| 51 THRU 60   | 51 52 53 54 55 56 57 58 59 60           |
| 61 THRU 70   | 61 62 63 64 65 66 67 68 69 70           |
| 71 THRU 80   | 71 72 73 74 75 76 77 78 79 80           |
| 81 THRU 90   | 81 82 83 84 85 86 87 88 89 90           |
| 91 THRU 100  | 91 92 93 94 95 96 97 98 99 100          |
| 101 THRU 110 | 101 102 103 104 105 106 107 108 109 110 |
| 111 THRU 120 | 111 112 113 114 115 116 117 118 119 120 |
| 121 THRU 130 | 121 122 123 124 125 126 127 128 129 130 |
| 131 THRU 140 | 131 201 202 203 204 205 206 207 208 209 |
| 141 THRU 150 | 210 211 212 213 214 215 216 217 218 219 |
| 151 THRU 160 | 220 221 222 223 224 225 226 227 228 229 |
| 161 THRU 170 | 230 231 232 233 234 235 236 237 238 239 |
| 171 THRU 180 | 240 241 242 243 244 245 246 247 248 249 |
| 181 THRU 190 | 250 251 252 253 254 255 256 257 258 259 |
| 191 THRU 200 | 260 261 262 263 264 265 266 267 268 269 |
| 201 THRU 210 | 270 271 272 273 274 275 276 277 278 279 |
| 211 THRU 220 | 280 281 282 283 284 285 286 287 288 289 |
| 221 THRU 230 | 290 291 292 293 294 295 296 297 298 299 |
| 231 THRU 240 | 300 301 302 303 304 305 306 307 308 309 |
| 241 THRU 250 | 310 311 312 313 314 315 316 317 401 402 |
| 251 THRU 260 | 403 404 405 406 407 408 409 410 411 412 |
| 261 THRU 270 | 413 414 415 416 417 418 419 420 421 422 |
| 271 THRU 280 | 423 424 425 426 427 428 429 430 431 432 |
| 281 THRU 290 | 433 434 435 436 437 438 439 440 441 442 |
| 291 THRU 300 | 443 444 445 446 447 448 449 450 451 452 |
| 301 THRU 310 | 453 454 455 456 457 458 459 460 461 462 |
| 311 THRU 312 | 463 464                                 |

SAMPLE PROBLEM FOR SINDA VERSION 9 DATE 250273 PAGE 16  
 CONDUCTOR ANALYSIS... LINEAR = 248, RADIATION = 64, TOTAL = 312, CONNECTIONS = 312

BCD 3CONSTANTS DATA \$  
 TIMEAD,3.0 \$  
 DTREI,0.01 \$  
 NLOOP,100 \$  
 DALICA,0.01 \$  
 ARLICA,0.01 \$  
 OUTPUT,1.0 \$  
 1,4.0

END \$  
 CONSTANTS ANALYSIS... USER = 1, ADDED = 66 0 196, TOTAL = 131

BCD JARRAY DATA

1 \$ FREON-21 SPECIFIC HEAT  
 -400. , .223 , -218. , .223 , -217. , 3.723  
 -212. , 3.723 , -211. , .223 , -160. , .224  
 -110. , .228 , -60. , .231 , 0. , .237  
 40. , .244 , 90. , .254 , 120. , .264  
 140. , .274 , 150. , .280 , 180. , .295  
 246. , .315

END  
 2 \$ FREON-21 DENSITY  
 -400. , 110. , -218. , 110. , -217. , 110.  
 -212. , 110. , -211. , 110. , -160. , 104.  
 -110. , 99.25 , -60. , 96. , 0. , 91.5  
 40. , 88.5 , 90. , 84.2 , 120. , 81.8  
 140. , 80.1 , 150. , 79.9 , 180. , 76.  
 246. , 69.

END  
 3 \$ FREON-21 DENSITY TIMES SPECIFIC HEAT  
 -400. , 24.53 , -218. , 24.53 , -217. , 409.53  
 -212. , 409.53 , -211. , 24.53 , -160. , 23.30  
 -110. , 22.63 , -60. , 22.18 , 0. , 21.69  
 40. , 21.59 , 90. , 21.39 , 120. , 21.60  
 140. , 21.95 , 150. , 22.37 , 180. , 22.42  
 246. , 21.73

END  
 4 \$ ALUMINUM SPECIFIC HEAT  
 -400. , .092 , -300. , .124 , -200. , .152  
 -100. , .175 , 0. , .192 , 100. , .204  
 200. , .214

END  
 5 \$ FREON-21 VISCOSITY  
 -400. , 19.1 , -212. , 19.1 , -211. , 19.1  
 -209. , 18.5 , -206. , 16.55 , -203. , 14.75  
 -200. , 13.7 , -199. , 11.5 , -191. , 10.8  
 -188. , 10.08 , -184. , 9.25 , -178. , 18.1  
 -172. , 7.12 , -166. , 6.36 , -160. , 5.72  
 -154. , 5.21 , -148. , 4.75 , -142. , 4.32  
 -136. , 3.96 , -130. , 3.68 , -124. , 3.42  
 -118. , 3.16 , -112. , 2.81 , -76. , 2.02  
 -49. , 1.62 , 0. , 1.17 , 30. , .994  
 60. , .870 , 100. , .726 , 160. , .561  
 260. , .396

END  
 6 \$ FREON-21 THERMAL CONDUCTIVITY  
 -400. , 0.14 , 0.0 , 0.075 , 250. , 0.935

```

END
7 & EMISSIVITY
-900. , .92 , 260. , 0.92 , END
11 & INLET TEMPERATURE VS TIME
0. , 80. , 20. , 80. , END
12 & INLET FLOW RATE VS TIME
0. , 2500. , 20. , 2500. , END
13 & PUMP CURVE
1000.0, 175000.0
2000.0, 155660.0
3000.0, 100000.0
4000.0, 25000.0, END
15 & PANEL HEAT FLUX VS TIME
0. , 40. , 20. , 40. , END

```

```

16 & CONVECTION DATA , ADAT
REM GNO , ANT , TUBE, FLPP, TYPE, X , F1 , F2 & (FLMP)=FLUID LUMP
 G, ANT, TUB, FL, TYP
 X, F1, F2
*G201, 1.35 , 6, *T1 , 1, 12. , 1.0, 1.0 &
*G202, 1.17 , 6, *T2 , 2, 15.25 , 1.0, 1.0 &
*G203, 1.17 , 6, *T3 , 2, 18.5 , 1.0, 1.0 &
*G204, 1.17 , 6, *T4 , 2, 21.75 , 1.0, 1.0 &
*G205, 1.17 , 6, *T5 , 2, 24.0 , 1.0, 1.0 &
*G206, 1.35 , 6, *T6 , 1, 36.0 , 1.0, 1.0 &
*G207, .5625, 5, *T7 , 3, 5. , 1.0, 1.0 &
*G208, 1.17 , 5, *T8 , 2, 8.25 , 1.0, 1.0 &
*G209, 1.17 , 5, *T9 , 2, 11.5 , 1.0, 1.0 &
*G210, 1.17 , 5, *T10 , 2, 14.75 , 1.0, 1.0 &
*G211, 1.17 , 5, *T11 , 2, 18.0 , 1.0, 1.0 &
*G212, .5625, 5, *T12 , 3, 23.0 , 1.0, 1.0 &
*G213, .5625, 7, *T13 , 3, 5. , 1.0, 1.0 &
*G214, 1.17 , 7, *T14 , 2, 8.25 , 1.0, 1.0 &
*G215, 1.17 , 7, *T15 , 2, 11.5 , 1.0, 1.0 &
*G216, 1.17 , 7, *T16 , 2, 14.75 , 1.0, 1.0 &
*G217, 1.17 , 7, *T17 , 2, 18.0 , 1.0, 1.0 &
*G218, .5625, 7, *T18 , 3, 23.0 , 1.0, 1.0 &
*G219, 1.35 , 8, *T19 , 1, 12.0 , 1.0, 1.0 &
*G220, 1.17 , 8, *T20 , 2, 15.25 , 1.0, 1.0 &
*G221, 1.17 , 8, *T21 , 2, 18.5 , 1.0, 1.0 &
*G222, 1.17 , 8, *T22 , 2, 21.75 , 1.0, 1.0 &
*G223, 1.17 , 8, *T23 , 2, 24.0 , 1.0, 1.0 &
*G224, 1.35 , 8, *T24 , 1, 36.0 , 1.0, 1.0 &
*G225, 1.35 , 24, *T25 , 1, 12.0 , 1.0, 1.0 &
*G226, 1.17 , 24, *T26 , 2, 15.25 , 1.0, 1.0 &
*G227, 1.17 , 24, *T27 , 2, 18.5 , 1.0, 1.0 &
*G228, 1.17 , 24, *T28 , 2, 21.75 , 1.0, 1.0 &
*G229, 1.17 , 24, *T29 , 2, 24.0 , 1.0, 1.0 &
*G230, 1.35 , 24, *T30 , 1, 36.0 , 1.0, 1.0 &
*G231, .5625, 23, *T31 , 3, 5.0 , 1.0, 1.0 &
*G232, 1.17 , 23, *T32 , 2, 8.25 , 1.0, 1.0 &
*G233, 1.17 , 23, *T33 , 2, 11.5 , 1.0, 1.0 &
*G234, 1.17 , 23, *T34 , 2, 14.75 , 1.0, 1.0 &
*G235, 1.17 , 23, *T35 , 2, 18.0 , 1.0, 1.0 &
*G236, .5625, 23, *T36 , 3, 23.0 , 1.0, 1.0 &
*G237, .5625, 21, *T37 , 3, 5.0 , 1.0, 1.0 &
*G238, 1.17 , 21, *T38 , 2, 8.25 , 1.0, 1.0 &
*G239, 1.17 , 21, *T39 , 2, 11.5 , 1.0, 1.0 &
*G240, 1.17 , 21, *T40 , 2, 14.75 , 1.0, 1.0 &
*G241, 1.17 , 21, *T41 , 2, 18.0 , 1.0, 1.0 &
*G242, .5625, 21, *T42 , 3, 23.0 , 1.0, 1.0 &

```

ADAT array for convection conductors; described on page 49 as the last argument to subroutine CONV1 on page 121

SAMPLE PROBLEM FOR SINDA VERSION 9

|       |       |    |       |   |       |     |     |   |
|-------|-------|----|-------|---|-------|-----|-----|---|
| *G243 | 1.35  | 22 | *T43  | 1 | 12.0  | 1.0 | 1.0 | 0 |
| *G244 | 1.17  | 22 | *T44  | 2 | 15.25 | 1.0 | 1.0 | 0 |
| *G245 | 1.17  | 22 | *T45  | 2 | 18.5  | 1.0 | 1.0 | 0 |
| *G246 | 1.17  | 22 | *T46  | 2 | 21.75 | 1.0 | 1.0 | 0 |
| *G247 | 1.17  | 22 | *T47  | 2 | 24.0  | 1.0 | 1.0 | 0 |
| *G248 | 1.35  | 22 | *T48  | 1 | 36.0  | 1.0 | 1.0 | 0 |
| *G249 | 1.35  | 16 | *T49  | 1 | 12.0  | 1.0 | 1.0 | 0 |
| *G250 | .0082 | 16 | *T50  | 4 | 12.25 | 1.0 | 1.0 | 0 |
| *G251 | .0082 | 16 | *T51  | 4 | 12.5  | 1.0 | 1.0 | 0 |
| *G252 | .0082 | 16 | *T52  | 4 | 12.75 | 1.0 | 1.0 | 0 |
| *G253 | .0082 | 16 | *T53  | 4 | 13.0  | 1.0 | 1.0 | 0 |
| *G254 | 1.35  | 16 | *T54  | 1 | 25.0  | 1.0 | 1.0 | 0 |
| *G255 | .5625 | 15 | *T55  | 3 | 5.0   | 1.0 | 1.0 | 0 |
| *G256 | .0082 | 15 | *T56  | 4 | 5.25  | 1.0 | 1.0 | 0 |
| *G257 | .0082 | 15 | *T57  | 4 | 5.50  | 1.0 | 1.0 | 0 |
| *G258 | .0082 | 15 | *T58  | 4 | 5.75  | 1.0 | 1.0 | 0 |
| *G259 | .0082 | 15 | *T59  | 4 | 6.0   | 1.0 | 1.0 | 0 |
| *G260 | .5625 | 15 | *T60  | 3 | 11.0  | 1.0 | 1.0 | 0 |
| *G261 | .5625 | 13 | *T61  | 3 | 5.0   | 1.0 | 1.0 | 0 |
| *G262 | .0082 | 13 | *T62  | 4 | 5.25  | 1.0 | 1.0 | 0 |
| *G263 | .0082 | 13 | *T63  | 4 | 5.50  | 1.0 | 1.0 | 0 |
| *G264 | .0082 | 13 | *T64  | 4 | 5.75  | 1.0 | 1.0 | 0 |
| *G265 | .0082 | 13 | *T65  | 4 | 6.0   | 1.0 | 1.0 | 0 |
| *G266 | .5625 | 13 | *T66  | 3 | 11.0  | 1.0 | 1.0 | 0 |
| *G267 | 1.35  | 14 | *T67  | 1 | 12.0  | 1.0 | 1.0 | 0 |
| *G268 | .0082 | 14 | *T68  | 4 | 12.25 | 1.0 | 1.0 | 0 |
| *G269 | .0082 | 14 | *T69  | 4 | 12.50 | 1.0 | 1.0 | 0 |
| *G270 | .0082 | 14 | *T70  | 4 | 12.75 | 1.0 | 1.0 | 0 |
| *G271 | .0082 | 14 | *T71  | 4 | 13.0  | 1.0 | 1.0 | 0 |
| *G272 | 1.35  | 13 | *T72  | 1 | 25.0  | 1.0 | 1.0 | 0 |
| *G273 | 1.35  | 30 | *T73  | 1 | 12.0  | 1.0 | 1.0 | 0 |
| *G274 | .0082 | 30 | *T74  | 4 | 12.25 | 1.0 | 1.0 | 0 |
| *G275 | .0082 | 30 | *T75  | 4 | 12.5  | 1.0 | 1.0 | 0 |
| *G276 | .0082 | 30 | *T76  | 4 | 12.75 | 1.0 | 1.0 | 0 |
| *G278 | 1.35  | 30 | *T78  | 1 | 25.0  | 1.0 | 1.0 | 0 |
| *G279 | .5625 | 29 | *T79  | 3 | 5.    | 1.0 | 1.0 | 0 |
| *G280 | .0082 | 29 | *T80  | 4 | 5.25  | 1.0 | 1.0 | 0 |
| *G281 | .0082 | 29 | *T81  | 4 | 5.5   | 1.0 | 1.0 | 0 |
| *G282 | .0082 | 29 | *T82  | 4 | 5.75  | 1.0 | 1.0 | 0 |
| *G283 | .0082 | 29 | *T83  | 4 | 6.0   | 1.0 | 1.0 | 0 |
| *G284 | .5625 | 29 | *T84  | 3 | 11.0  | 1.0 | 1.0 | 0 |
| *G285 | .5625 | 31 | *T85  | 3 | 5.    | 1.0 | 1.0 | 0 |
| *G286 | .0082 | 31 | *T86  | 4 | 5.25  | 1.0 | 1.0 | 0 |
| *G287 | .0082 | 31 | *T87  | 4 | 5.5   | 1.0 | 1.0 | 0 |
| *G288 | .0082 | 31 | *T88  | 4 | 5.75  | 1.0 | 1.0 | 0 |
| *G289 | .0082 | 31 | *T89  | 4 | 6.0   | 1.0 | 1.0 | 0 |
| *G290 | .5625 | 31 | *T90  | 3 | 11.0  | 1.0 | 1.0 | 0 |
| *G291 | 1.35  | 32 | *T91  | 1 | 12.0  | 1.0 | 1.0 | 0 |
| *G292 | .0082 | 32 | *T92  | 4 | 12.25 | 1.0 | 1.0 | 0 |
| *G293 | .0082 | 32 | *T93  | 4 | 12.5  | 1.0 | 1.0 | 0 |
| *G294 | .0082 | 32 | *T94  | 4 | 12.75 | 1.0 | 1.0 | 0 |
| *G295 | .0082 | 32 | *T95  | 4 | 13.0  | 1.0 | 1.0 | 0 |
| *G296 | 1.35  | 32 | *T96  | 1 | 25.0  | 1.0 | 1.0 | 0 |
| *G297 | .5625 | 1  | *T97  | 3 | 5.0   | 1.0 | 1.0 | 0 |
| *G298 | .5625 | 2  | *T98  | 3 | 5.0   | 1.0 | 1.0 | 0 |
| *G299 | 2.25  | 3  | *T99  | 5 | 20.0  | 1.0 | 1.0 | 0 |
| *G300 | .7875 | 4  | *T100 | 8 | 7.0   | 1.0 | 1.0 | 0 |
| *G301 | .7875 | 9  | *T101 | 8 | 7.0   | 1.0 | 1.0 | 0 |

ADAT array (Cont'd)

SAMPLE PROBLEM FOR SINDA VERSION 9

```

*G302, .281, 10, *T102, 6, 2.5, 1.0, 1.0 8
*G303, .281, 19, *T103, 6, 2.5, 1.0, 1.0 8
*G304, .7875, 20, *T104, 8, 7.0, 1.0, 1.0 8
*G305, .7875, 25, *T105, 8, 7.0, 1.0, 1.0 8
*G306, 2.25, 26, *T106, 5, 20.0, 1.0, 1.0 8
*G307, 2.25, 11, *T107, 5, 20.0, 1.0, 1.0 8
*G308, .7875, 12, *T108, 8, 7.0, 1.0, 1.0 8
*G309, .7875, 17, *T109, 8, 7.0, 1.0, 1.0 8
*G310, .281, 18, *T110, 6, 2.5, 1.0, 1.0 8
*G311, .281, 27, *T111, 6, 2.5, 1.0, 1.0 8
*G312, .7875, 28, *T112, 8, 7.0, 1.0, 1.0 8
*G313, .7875, 33, *T113, 8, 7.0, 1.0, 1.0 8
*G314, 2.25, 34, *T114, 5, 20.0, 1.0, 1.0 8
*G315, 5.62, 35, *T115, 7, 50.0, 1.0, 1.0 8
*G316, .225, 36, *T116, 9, 2.0, 1.0, 1.0 8
*G317, .5625, 37, *T117, 3, 5.0, 1.0, 1.0 8

```

ADAT array (cont'd)

END  
17 \$ FLOW CONDUCTOR DATA

```

*G1, *T1, 6 8
*G2, *T2, 6 8
*G3, *T3, 6 8
*G4, *T4, 6 8
*G5, *T5, 4 8
*G6, *T7, 5 8
*G7, *T8, 5 8
*G8, *T9, 5 8
*G9, *T10, 5 8
*G10, *T11, 5 8
*G11, *T13, 7 8
*G12, *T14, 7 8
*G13, *T15, 7 8
*G14, *T16, 7 8
*G15, *T17, 7 8
*G16, *T19, 8 8
*G17, *T20, 8 8
*G18, *T21, 8 8
*G19, *T22, 8 8
*G20, *T23, 8 8
*G21, *T25, 24 8
*G22, *T26, 24 8
*G23, *T27, 24 8
*G24, *T28, 24 8
*G25, *T29, 24 8
*G26, *T31, 23 8
*G27, *T32, 23 8
*G28, *T33, 23 8
*G29, *T34, 23 8
*G30, *T35, 23 8
*G31, *T37, 21 8
*G32, *T38, 21 8
*G33, *T39, 21 8
*G34, *T40, 21 8
*G35, *T41, 21 8
*G36, *T43, 22 8
*G37, *T44, 22 8
*G38, *T45, 22 8
*G39, *T46, 22 8
*G40, *T47, 22 8

```

ADAT1 array described on page 53 and the third argument to FLOCN1 on page 121

\*G41 ,\*T49 , 16 c  
 \*G42 ,\*T50 , 16 c  
 \*G43 ,\*T51 , 16 c  
 \*G44 ,\*T52 , 16 c  
 \*G45 ,\*T53 , 16 c  
 \*G46 ,\*T55 , 15 c  
 \*G47 ,\*T56 , 15 c  
 \*G48 ,\*T57 , 15 c  
 \*G49 ,\*T58 , 15 c  
 \*G50 ,\*T59 , 15 c  
 \*G51 ,\*T61 , 13 c  
 \*G52 ,\*T62 , 13 c  
 \*G53 ,\*T63 , 13 c  
 \*G54 ,\*T64 , 13 c  
 \*G55 ,\*T65 , 13 c  
 \*G56 ,\*T67 , 14 c  
 \*G57 ,\*T68 , 14 c  
 \*G58 ,\*T69 , 14 c  
 \*G59 ,\*T70 , 14 c  
 \*G60 ,\*T71 , 14 c  
 \*G61 ,\*T73 , 30 c  
 \*G62 ,\*T74 , 30 c  
 \*G63 ,\*T75 , 30 c  
 \*G64 ,\*T76 , 30 c  
 \*G65 ,\*T77 , 30 c  
 \*G66 ,\*T79 , 29 c  
 \*G67 ,\*T80 , 29 c  
 \*G68 ,\*T81 , 29 c  
 \*G69 ,\*T82 , 29 c  
 \*G70 ,\*T83 , 29 c  
 \*G71 ,\*T85 , 31 c  
 \*G72 ,\*T86 , 31 c  
 \*G73 ,\*T87 , 31 c  
 \*G74 ,\*T88 , 31 c  
 \*G75 ,\*T89 , 31 c  
 \*G76 ,\*T91 , 32 c  
 \*G77 ,\*T92 , 32 c  
 \*G78 ,\*T93 , 32 c  
 \*G79 ,\*T94 , 32 c  
 \*G80 ,\*T95 , 32 c  
 \*G81 ,\*T200 , 1 c  
 \*G82 ,\*T97 , 2 c  
 \*G83 ,\*T97 , 36 c  
 \*G84 ,\*T98 , 3 c  
 \*G85 ,\*T98 , 11 c  
 \*G86 ,\*T99 , 7 c  
 \*G87 ,\*T99 , 8 c  
 \*G88 ,\*T99 , 9 c  
 \*G89 ,\*T100 , 6 c  
 \*G90 ,\*T100 , 5 c  
 \*G91 ,\*T118 , 7 c  
 \*G92 ,\*T24 , 8 c  
 \*G93 ,\*T 6 , 6 c  
 \*G94 ,\*T12 , 5 c  
 \*G95 ,\*T101 , 9 c  
 \*G96 ,\*T102 , 19 c  
 \*G97 ,\*T103 , 24 c  
 \*G98 ,\*T103 , 22 c

ADAT1 array (cont'd)





```

*G99 ,*T103 , 20 $
*G100,*T104 , 21 $
*G101,*T104 , 22 $
*G102,*T42 , 21 $
*G103,*T48 , 22 $
*G104,*T105 , 25 $
*G105,*T107 , 16 $
*G106,*T107 , 15 $
*G107,*T107 , 12 $
*G108,*T108 , 13 $
*G109,*T108 , 14 $
*G110,*T54 , 16 $
*G111,*T40 , 15 $
*G112,*T46 , 13 $
*G113,*T72 , 14 $
*G114,*T109 , 17 $
*G115,*T110 , 27 $
*G116,*T111 , 31 $
*G117,*T111 , 32 $
*G118,*T111 , 28 $
*G119,*T112 , 30 $
*G120,*T112 , 29 $
*G121,*T90 , 31 $
*G122,*T96 , 32 $
*G123,*T78 , 30 $
*G124,*T84 , 29 $
*G125,*T113 , 33 $
*G126,*T106 , 26 $
*G127,*T114 , 34 $
*G128,*T115 , 35 $
*G129,*T116 , 36 $
*G130,*T30 , 24 $
*G131,*T36 , 23 $

```

} ADAT1 array (cont'd)

```

END
20 $ AFLOW
 *A21 $ ARRAY CONTAINING FLOW RATES
 *A22 $ ARRAY CONTAINING PRESSURES
 *A23 $ ARRAY CONTAINING FLOW CONDUCTORS
 *A24 $ ARRAY CONTAINING VALVE POSITIONS
 *A25 $ ARRAY CONTAINING P-NODE IMPOSED FLOW RATES
 *A26 $ ARRAY CONTAINING FLUID LUMP TYPE DATA
 *A27 $ ARRAY CONTAINING ADDED RESISTANCES
 *A28 $ ARRAY CONTAINING PRESSURE DROPS

```

} AFLOW array described on page 71 and the first argument in the call to PFCS on page 121 (also first argument to CONV1)

```

END
21 $ FLOW RATES ,AW
200. , 200. , 200. , 200. , 200. , 200.
200. , 200. , 200. , 200. , 200. , 200.
200. , 200. , 200. , 200. , 200. , 200.
200. , 200. , 200. , 200. , 200. , 200.
200. , 200. , 200. , 200. , 200. , 200.
200. , 200. , 200. , 200. , 200. , 200.

```

} AW array described on page 72 and referenced in array 20 above

```

END
22 $ PRESSURES
SPACE,24

```

} APN array described on page 72

```

END
23 $ FLOW CONDUCTORS
SPACE,39

```

} AGF array described on page 72

```

END
24 & VALVE POSITIONS } AVP array described on page 72
 0.999, 0.99

END
25 & IMPOSED FLOW RATES } AIFR array described on page 72
 200.,SPACE,23

END
26 & FLUID TYPE DATA--WP,CSA,FLL,MFF,NHL,FFC
REM WP CSA FLL MFF,NHL,FFC &
.1125 .001008 .12. 0, 0., 1. & TYPE 1
.3400 .000939 .3.25 0,117., 1. & TYPE 2
.1125 .001008 .5. 0, 0., 1. & TYPE 3
.0328 .053E-4 .0.25 0,2.49, 1. & TYPE 4
.1125 .001008 .20. 0, 0., 1. & TYPE 5
.1125 .001008 .2.5 0, 0., 1. & TYPE 6
.1125 .001008 .50. 0, 0., 1. & TYPE 7
.1125 .001008 .7. 0, 0., 1. & TYPE 8
.1125 .001008 .2. 0, 0., 1. & TYPE 9
 } AFT array containing the fluid type
 data described on page 72 and
 referenced in array 51.

END
27 & ADDED RESISTANCES } AFR array described on page 72
 SPACE, 39

END
28 & PRESSURE DROPS } APD array described on page 73
 SPACE, 39

END
30 & SYSTEM ARRAYS,ADAT
 *A31 & ID ARRAY CONTAINING SYSTEM PROPERTY ID
 *A32 & ID ARRAY CONTAINING SOLUTION PARAMETERS
 *A33 & ID ARRAY CONTAINING MAIN NETWORK
 *A36 & ID ARRAY CONTAINING ID OF VALVE DATA
 *A35 & ID ARRAY CONTAINING PUMP DATA
 0 & CHECKOUT PRINT CODE
 } ADAT array described on page 71
 and the second argument in the
 call to PFCS on page 121

END
31
 *A1 & CP ARRAY
 *A2 & RJ ARRAY
 *A5 & KU ARRAY
 *A6 & KT ARRAY
 } APR array described on page 73 and
 identified in array 30
417312000.& GC

END
32 & ASOL,SOLUTION PARAMETERS
 0.01, 100, 0.0, 0.7 & TOL, RXPASS, EPS, FROF
 } ASOL array described on page 74
 and identified in array 30

END
33
 MAIN & NAME
 *A34 & ARRAY ID PRESS NODES W/P SPECIFIED
 *A36 & ARRAY ID ARRAYS CONTAINING VALVE DATA
REM TUBE ,FROM,T3 ,SS,FL+TR &
REM P-NO,P-NO,K0,LUMP AC
 1, 1, 2, 1,*A37 & MAIN NETWORK
 2, 2, 3, 1,*A38
 3, 3, 4, 1,*A39
 30, 4, 17,-1,*A40 & SUBNETWORK 1
 24, 17, 16, 1,*A41
 11, 3, 9, 1,*A42
 39, 9, 22,-1,*A43 & SUBNETWORK 2
 34, 22, 18, 1,*A44
 35, 18, 73, 1,*A45
 } ANET array for the main network
 described on page 74 and identified
 in array 30.

```

36, 2, 23, 1, \*A96  
37, 23, 24, 1, \*A97

array 33

END  
34, 24, END \$ NODES W/SPECIFIED PRESSURES — APNPS array described on p. 75 & identified in/  
35, 1, 24, \*A13, END — AP, array containing pump data described on page 77 and identified in/  
36, \*A98, \*A99, END \$ ARRAYS CONTAINING VALVE DATA — AVLS and AVL array in array 30

REM AND FLUID, TYP, TUBE  
REM LUMP, LUMP  
37, \*T97, 3, \*T297, END \$ TUBE 1  
38, \*T98, 3, \*T298, END \$ TUBE 2  
39, \*T99, 5, \*T299, END \$ TUBE 3  
41, \*T106, 5, \*T306, END \$ TUBE 26  
42, \*T107, 5, \*T307, END \$ TUBE 11  
44, \*T114, 5, \*T314, END \$ TUBE 34  
45, \*T115, 7, \*T315, END \$ TUBE 35  
46, \*T116, 9, \*T316, END \$ TUBE 36  
47, \*T117, 3, \*T317, END \$ TUBE 37  
48, 1, 2, 36, 1, .001, .999, .01, \*T117, 35, .75, 1, .10.  
END \$ DATA FOR VALVE 1  
49, 2, 3, 11, 1, 0.01, 0.99, 0.01, \*T115, 40, .0.75, 1.0, 10.  
END \$ DATA FOR VALVE 2  
40

Adi arrays for the main network; described on page 75 and referenced in array 33

AVLV arrays containing valve data described on page 76 and referenced in the AVL array 36

SUB1 \$ NAME

REM TUBE, FROM, TO, SS, FL+TB \$  
REM P-NO, P-NO, RO, LUMP AS  
4, 4, 6, 1, \*A51 \$ SUBNETWORK 1  
5, 6, 7, 1, \*A52 \$  
6, 6, 7, 1, \*A53 \$  
7, 4, 5, 1, \*A54 \$  
8, 4, 5, 1, \*A55 \$  
9, 5, 7, 1, \*A56 \$  
10, 7, 8, 1, \*A57 \$  
19, 8, 14, 1, \*A58 \$  
20, 14, 16, 1, \*A59 \$  
21, 16, 17, 1, \*A60 \$  
22, 16, 17, 1, \*A61 \$  
23, 14, 15, 1, \*A62 \$  
24, 14, 15, 1, \*A63 \$  
25, 15, 17, 1, \*A64 \$  
END

ANET array for subnetwork 1; described on page 74 and identified in ANET for the main network, array 33

REM AND FLUID, TYP, TUBE  
REM LUMP, LUMP  
51, \*T106, 8, \*T306, END \$ TUBE 4  
52, \*T17, 3, \*T207, END \$ TUBE 5  
\*T8, 2, \*T208, \$  
\*T9, 2, \*T209, \$  
\*T10, 2, \*T210, \$  
\*T11, 2, \*T211, \$  
\*T12, 3, \*T212, END \$  
53, \*T1, 1, \*T201, END \$ TUBE 6  
\*T2, 2, \*T202, \$  
\*T3, 2, \*T203, \$  
\*T4, 2, \*T204, \$  
\*T5, 2, \*T205, \$  
\*T6, 1, \*T206, END \$  
54, \*T13, 3, \*T213, END \$ TUBE 7

Adi arrays for subnetwork No. 1 described on page 75 and referenced in array 40

```

 *T14 , 2, *T214 $
 *T15 , 2, *T215 $
 *T16 , 2, *T216 $
 *T17 , 2, *T217 $
 *T18 , 3, *T218, END $
55, *T19 , 1, *T219 $ TUBE 8
 *T20 , 2, *T220 $
 *T21 , 2, *T221 $
 *T22 , 2, *T222 $
 *T23 , 2, *T223 $
 *T24 , 1, *T224, END $
56, *T101, 8, *T301, END $ TUBE 9
57, *T102, 6, *T302, END $ TUBE 10
58, *T103, 6, *T303, END $ TUBE 19
59, *T104, 8, *T304, END $ TUBE 20
60, *T37 , 3, *T237 $ TUBE 21
 *T38 , 2, *T238 $
 *T39 , 2, *T239 $
 *T40 , 2, *T240 $
 *T41 , 2, *T241 $
 *T42 , 3, *T242, END $
61, *T43 , 1, *T243 $ TUBE 22
 *T44 , 2, *T244 $
 *T45 , 2, *T245 $
 *T46 , 2, *T246 $
 *T47 , 2, *T247 $
 *T48 , 1, *T248, END $
62, *T31 , 3, *T231 $ TUBE 23
 *T32 , 2, *T232 $
 *T33 , 2, *T233 $
 *T34 , 2, *T234 $
 *T35 , 2, *T235 $
 *T36 , 3, *T236, END $
63, *T25 , 1, *T225 $ TUBE 24
 *T26 , 2, *T226 $
 *T27 , 2, *T227 $
 *T28 , 2, *T228 $
 *T29 , 2, *T229 $
 *T30 , 1, *T230, END $
64, *T105, 8, *T305, END $ TUBE 25

```

ADI arrays for subnetwork No. 1 (Cont'd)

```

SUB2 $ NAME
0 $
0 $
REM TUBE FROM,TO ,SS,FL+TB $
REM P-ND,P-ND,KO,LUMP AS $
12, 9, 11, 1, *A71 $ SUBNETWORK 1
13, 11, 12, 1, *A72 $
14, 11, 12, 1, *A73 $
15, 9, 10, 1, *A74 $
16, 9, 10, 1, *A75 $
17, 10, 12, 1, *A76 $
18, 12, 13, 1, *A77 $
27, 13, 19, 1, *A78 $
28, 19, 21, 1, *A79 $
29, 21, 22, 1, *A80 $
30, 21, 22, 1, *A81 $
31, 19, 20, 1, *A82 $

```

ANET array for subnetwork 2; described on page and identified in ANET for the main network, array 33

SAMPLE PROBLEM FOR SINDA VERSION 9

```

32, 19, 20, 1, *A83 $
33, 20, 22, 1, *A84 $
END
REM AND ,FLUID,TYP,TUBE
REM ,LUMP , ,LUMP
71, *T108, 8, *T308, END $ TUBE 12
72, *T61, 3, *T261 $ TUBE 13
 *T62, 4, *T262 $
 *T63, 4, *T263 $
 *T64, 4, *T264 $
 *T65, 4, *T265 $
 *T66, 3, *T266, END $
73, *T67, 1, *T267 $ TUBE 14
 *T68, 4, *T268 $
 *T69, 4, *T269 $
 *T70, 4, *T270 $
 *T71, 4, *T271 $
 *T72, 1, *T272, END $
74, *T55, 3, *T255 $ TUBE 15
 *T56, 4, *T256 $
 *T57, 4, *T257 $
 *T58, 4, *T258 $
 *T59, 4, *T259 $
 *T60, 3, *T260, END $
75, *T49, 1, *T249 $ TUBE 16
 *T50, 4, *T250 $
 *T51, 4, *T251 $
 *T52, 4, *T252 $
 *T53, 4, *T253 $
 *T54, 1, *T254, END $
76, *T109, 8, *T309, END $ TUBE 17
77, *T110, 6, *T310, END $ TUBE 18
78, *T111, 6, *T311, END $ TUBE 27
79, *T112, 8, *T312, END $ TUBE 28
80, *T79, 3, *T279 $ TUBE 29
 *T80, 4, *T280 $
 *T81, 4, *T281 $
 *T82, 4, *T282 $
 *T83, 4, *T283 $
 *T84, 3, *T284, END $
81, *T73, 1, *T273 $ TUBE 30
 *T74, 4, *T274 $
 *T75, 4, *T275 $
 *T76, 4, *T276 $
 *T77, 4, *T277 $
 *T78, 1, *T278, END $
82, *T85, 3, *T285 $ TUBE 31
 *T86, 4, *T286 $
 *T87, 4, *T287 $
 *T88, 4, *T288 $
 *T89, 4, *T289 $
 *T90, 3, *T290, END $
83, *T91, 1, *T291 $ TUBE 32
 *T92, 4, *T292 $
 *T93, 4, *T293 $
 *T94, 4, *T294 $
 *T95, 4, *T295 $
 *T96, 1, *T296, END $

```

Adi array for subnetwork No. 2 described on page 75 and referenced in array 43

SAMPLE PROBLEM FOR SINDA VERSION 9

DATE 250273 PAGE 26

84, =T113, 8, =T113, END & TUBE 33

100

BCD 9SMUTTLE ECS RADIATOR FLOW SYSTEM

END

110

BCD 9FLOW RATES (LB/HR)

END

111

BCD 9PRESSURES (LB/FT\*\*2)

END

112

BCD 9VALVE POSITIONS

END

113

BCD 9PRESSURE DROPS (LB/FT\*\*2)

END

END

ARRAY ANALYSIS... NUMBER OF ARRAYS = 75 TOTAL LENGTH = 2511

BCD 3EXECUTION

DIMENSION X(2000)

NDIM = 2000

NTH = 0

PFC5(A20,A30,A100+1)

CNBACK

END

BCD 3VARIABLES 1

DIDEG1(TIMEH,A11,T198)

MIEFF (0.9,500.,A21+37, 1.0, A1, T198, T117, T199, T200)

FLOCN1(A21,A1,A17)

CONVIC(A20,A31,A16)

END

BCD 3VARIABLES 2

PFC5(A20,A30,A100+1)

TIMCHK(K1,0)

MSTRY(A22,A24,A21,DTIMEU)

END

BCD 3OUTPUT CALLS

TPRINT

FLPRNT(A21,A110+1)

FLPRNT(A28,A113+1)

FLPRNT(A22,A111+1)

FLPRNT(A24,A112+1)

TIMCHK(K1,1)

END

F  
F  
F



SAMPLE PROBLEM FOR SINDA VERSION 9

DATE 250273 PAGE 27  
25 FEB 73

14:15:36  
14:15:37  
14:15:37

- \* TOT CUR
- 1. ERS
- 2. IN G

END OF FILE -- UNIT 6

- 3. TRI 6

14:16: 7

END CUR LCC 1102-0039 L9

ESTIMATE

|      |    |
|------|----|
| 0001 | 00 |
| 0002 | 00 |
| 0003 | 00 |

STORAGE 60

|    |    |
|----|----|
| 01 | 00 |
| 02 | 00 |
| 03 | 00 |
| 04 | 00 |
| 05 | 00 |
| 06 | 00 |
| 07 | 00 |
| 08 | 00 |
| 09 | 00 |
| 10 | 00 |
| 11 | 00 |
| 12 | 00 |
| 13 | 00 |
| 14 | 00 |
| 15 | 00 |
| 16 | 00 |
| 17 | 00 |
| 18 | 00 |
| 19 | 00 |
| 20 | 00 |
| 21 | 00 |
| 22 | 00 |
| 23 | 00 |
| 24 | 00 |
| 25 | 00 |
| 26 | 00 |
| 27 | 00 |
| 28 | 00 |
| 29 | 00 |
| 30 | 00 |
| 31 | 00 |
| 32 | 00 |
| 33 | 00 |
| 34 | 00 |
| 35 | 00 |
| 36 | 00 |
| 37 | 00 |
| 38 | 00 |
| 39 | 00 |
| 40 | 00 |
| 41 | 00 |
| 42 | 00 |
| 43 | 00 |
| 44 | 00 |
| 45 | 00 |
| 46 | 00 |
| 47 | 00 |
| 48 | 00 |
| 49 | 00 |
| 50 | 00 |
| 51 | 00 |
| 52 | 00 |
| 53 | 00 |
| 54 | 00 |
| 55 | 00 |
| 56 | 00 |
| 57 | 00 |
| 58 | 00 |
| 59 | 00 |
| 60 | 00 |

© FOR, R SINDA  
UNIVAC 1108 FORTRAN V EXEC II LEVEL 25A -(EXEC8 LEVEL E12010010A)  
THIS COMPILATION WAS DONE ON 25 FEB 73 AT 14:16:07

MAIN PROGRAM

STORAGE USED: CODE(1) 000014; DATA(0) 000001; BLANK COMMON(2) 000000

COMMON BLOCKS:

0003 TITLE 000024  
0004 TEPF 000356  
0005 CAP 000352  
0006 SOURCE 000352  
0007 COND 000470  
0010 PC1 000655  
0011 PC2 000452  
0012 KONST 000203  
0013 ARRAY 000717  
0014 FIXCON 000062  
0015 DIMENS 000011  
0016 LOGIC 000004

EXTERNAL REFERENCES (BLOCK, NAME)

0017 INPUT  
0020 EXECN  
0021 NSTOP

STORAGE ASSIGNMENT (BLOCK, TYPE, RELATIVE LOCATION, NAME)

|      |        |        |      |        |        |        |        |        |       |        |        |        |        |        |       |        |        |
|------|--------|--------|------|--------|--------|--------|--------|--------|-------|--------|--------|--------|--------|--------|-------|--------|--------|
| 0001 | 000005 | IL     | 0013 | 000000 | A      | 0014   | 000022 | ARLYCA | 0014  | 000035 | ARLYCC | 0014   | 000012 | ATPPFA |       |        |        |
| 0014 | 000017 | ATMPCC | 0014 | 000013 | BACKUP | 0014   | 000040 | BALENG | 0005  | 000000 | C      | 0014   | 000003 | CSGFAC |       |        |        |
| 0014 | 000026 | CSGPAY | 0014 | 000020 | CSGMIN | 0014   | 000027 | CSGRAL | 0014  | 000030 | CSGRAL | 0014   | 000010 | DAPPA  |       |        |        |
| 0014 | 000011 | DAMPD  | 0014 | 000031 | DRLYCA | 0014   | 000032 | DRLYCC | 0014  | 000007 | DTIMEH | 0014   | 000025 | DTIMEI |       |        |        |
| 0014 | 000024 | DTIMEL | 0014 | 000001 | DTIMEU | 0014   | 000005 | DTMPCA | 0014  | 000016 | DTMPCC | 0014   | 000037 | ENGRAL |       |        |        |
| 0007 | 000000 | G      | 0003 | 000000 | H      | 0014   | 000046 | ITEST  | 0014  | 000047 | JTEST  | 0012   | 000000 | K      |       |        |        |
| 0014 | 000050 | KTEST  | 0016 | L      | 000003 | LARRAY | 0014   | 000060 | LXFAC | 0016   | L      | 000001 | LCOND  | 0016   | L     | 000002 | LCONST |
| 0015 | 000010 | LENA   | 0014 | 000033 | LIRECT | 0016   | L      | 000000 | LNJDE | 0014   | 000023 | LQPCY  | 0014   | 000026 | LQPCS |        |        |
| 0015 | 000006 | LSQI   | 0015 | 000007 | LSQ2   | 0014   | 000051 | LTEST  | 0014  | 000052 | MTEST  | 0014   | 000044 | MARLYC |       |        |        |
| 0015 | 000005 | NAT    | 0014 | 000045 | NATPCC | 0014   | 000042 | ACSGM  | 0015  | 000004 | NCT    | 0014   | 000043 | ADMPCC |       |        |        |
| 0015 | 000003 | NGT    | 0014 | 000004 | ALQCP  | 0015   | 000001 | ANA    | 0015  | 000000 | AND    | 0015   | 000002 | ANT    |       |        |        |
| 0014 | 000041 | ADCOPY | 0014 | 000006 | DPEITR | 0014   | 000021 | OUTPUT | 0014  | 000024 | PARCCT | 0004   | 000000 | Q      |       |        |        |
| 0014 | 000053 | RTEST  | 0010 | 000000 | SEQ1   | 0011   | 000000 | SEQ2   | 0014  | 000054 | STEST  | 0004   | 000000 | T      |       |        |        |
| 0014 | 000061 | TENTRL | 0014 | 000015 | TIMEH  | 0014   | 000000 | TIMEN  | 0014  | 000002 | TIPEND | 0014   | 000014 | TIPED  |       |        |        |
| 0014 | 000055 | TTEST  | 0014 | 000056 | UTEST  | 0014   | 000057 | VTEST  |       |        |        |        |        |        |       |        |        |

00101 1+ COMMON /TITLE/ H  
00103 2+ COMMON /TEPF/ T  
00104 3+ COMMON /CAP/ C  
00105 4+ COMMON /SOURCE/ S  
00106 5+ COMMON /COND/ R  
00107 6+ COMMON /PC1/ SE01





\* FOR, & EXECN  
UNIVAC 1100 FORTRAN V EXEC IT LEVEL 25A -(EXECB LEVEL E12010010A)  
THIS COMPILATION WAS DONE ON 25 FEB 73 AT 14:16:08

SUBROUTINE EXECN ENTRY POINT 000021

STORAGE USED: CODE(1) 000023; DATA(0) 000005; BLANK COMMON(2) 000000

COMMON BLOCKS:

0003 TITLE 000024  
0004 TEMP 000001  
0005 CAP 000001  
0006 SOURCE 000001  
0007 COND 000001  
0010 PC1 000001  
0011 PC2 000001  
0012 KONST 000001  
0013 ARRAY 000001  
0014 FIXCON 000062  
0015 DIMENS 000011  
0016 XSPACE 003722

EXTERNAL REFERENCES (BLOCK, NAME)

0017 PFCS  
0020 CNBACK  
0021 NERR35

STORAGE ASSIGNMENT (BLOCK, TYPE, RELATIVE LOCATION, NAME)

|        |                |      |               |      |               |        |               |      |               |
|--------|----------------|------|---------------|------|---------------|--------|---------------|------|---------------|
| 0013 R | 000000 A       | 0014 | 000022 ARLYCA | 0014 | 000035 ARLYCC | 0014   | 000012 ATMPCA | 0014 | 000017 ATMPCC |
| 0014   | 000013 BACKUP  | 0014 | 000040 BALENG | 0005 | 000000 C      | 0014   | 000003 CSSFAC | 0014 | 000026 CSSFAX |
| 0014   | 000020 CSO MIN | 0014 | 000027 CSGRAL | 0014 | 000030 CSGRCL | 0014   | 000010 CDFPA  | 0014 | 000011 CDFPD  |
| 0014   | 000031 DRLYCA  | 0014 | 000032 DRLYCC | 0014 | 000007 DTIPEM | 0014   | 000025 DTIPEL | 0014 | 000024 DTIPEL |
| 0014   | 000001 DTIPEU  | 0014 | 000005 DTMPCA | 0014 | 000016 DTMPCC | 0014   | 000037 ENGRAL | 0007 | 000000 F      |
| 0003   | 000000 H       | 0000 | 000000 INJPS  | 0014 | 000046 ITEST  | 0014   | 000047 JTEST  | 0012 | 000000 K      |
| 0014   | 000050 KTEST   | 0014 | 000060 LAXFAC | 0015 | 000010 LENA   | 0014   | 000033 LINECT | 0014 | 000023 LDDPCT |
| 0014   | 000036 LSPCS   | 0015 | 000006 LS01   | 0015 | 000007 LS02   | 0014   | 000051 LTEST  | 0014 | 000052 MTEST  |
| 0014   | 000044 NARLYC  | 0015 | 000055 NAT    | 0014 | 000045 NATMPC | 0014   | 000042 NCSGM  | 0015 | 000004 NCT    |
| 0016 I | 000000 NDIM    | 0014 | 000043 NDTMPC | 0015 | 000003 NET    | 0014   | 000004 NLOSP  | 0015 | 000001 NNA    |
| 0015   | 000000 AND     | 0015 | 000002 ANT    | 0014 | 000041 NDCOPY | 0016 I | 000001 NTM    | 0016 | 000002 NX     |
| 0014   | 000006 OPEITR  | 0014 | 000021 OUTPUT | 0014 | 000034 PASECT | 0006   | 000000 Q      | 0014 | 000053 RTEST  |
| 0010   | 000000 SEQ1    | 0011 | 000000 SEQ2   | 0014 | 000054 STEST  | 0004   | 000000 T      | 0014 | 000061 TCTRL  |
| 0014   | 000015 TIFEM   | 0014 | 000000 TIFEN  | 0014 | 000002 TIMEND | 0014   | 000014 TIME3  | 0014 | 000055 TTEST  |
| 0014   | 000056 UTEST   | 0014 | 000057 VTEST  | 0016 | 000002 X      | 0012   | 000000 XK     |      |               |

00101 1\* SUBROUTINE EXECN  
00103 2\* COMMON /TITLE/ M  
00104 3\* COMMON /TEMP/ T  
00105 4\* COMMON /CAP/ C

```

00106 5* COMMON /SOURCE/ Q
00107 6* COMMON /COND/ 6
00110 7* COMMON /PC1/ SEQ1
00111 8* COMMON /PC2/ SEQ2
00112 9* COMMON /KONST/ K
00113 10* COMMON /ARRAY/ A
00114 11* COMMON /FIXCON/ TIMEN , DTIMEU, TIMEND, CSGFAC,
00114 12* INLOOP , DTMPCA, OPEITR, DTIMEH, CAMPA ,
00114 13* IDAMPD , ATMPCA, BACKUP, TIMEQ , TIMEH ,
00114 14* IDTMPCC , ATMPCC, CSGMIN, OUTPUT, ARLICA,
00114 15* ILOJPCY, DTIMEL, DTIMEI, CSGMAX, CSGRAL,
00114 16* ICSGACL, DRLYCA, DRLYCC, LINECT, PAGECT,
00114 17* IARLYCC, LSPCS , ENGBAL, BALENG, NOCOPY,
00114 18* INCSGM , NDTMPC, NARLYC, NATMPC, ITEST ,
00114 19* IJTEST , KTEST , LTEST , MTEST , RTEST ,
00114 20* ISTEST , TTEST , UTEST , VTEST , LAXFAC,
00114 21* ITCNTRL
00115 22* COMMON /DIMENS/ KND,NNA,NNT,NGT,NCT,NAT,LSQ1,LSQ2,LENA
00116 23* DIMENSION H(20)
00117 24* COMMON /XSPACE/ NDIM, NTH, X
00120 25* DIMENSION Y(1), C(1), R(1), G(1), K(1), A(1)
00121 26* DIMENSION XK(1), NX(1)
00122 27* EQUIVALENCE (K,XK), (X,NX)
00123 28* DIMENSION X(2000)
00124 29* NDIM = 2000
00125 30* NTH = 0
00126 31* CALL PFCS (A(1537),A(1814),A(2463))
00127 32* CALL CNBACK
00130 33* RETURN
00131 34* END

```

END OF COMPILATION: NO DIAGNOSTICS.

SINDA-200

```

00106 5* COMMON /SOURCE/ Q
00107 6* COMMON /COND/ 6
00110 7* COMMON /PC1/ SEQ1
00111 8* COMMON /PC2/ SEQ2
00112 9* COMMON /KONST/ K
00113 10* COMMON /ARRAY/ A
00114 11* COMMON /FIXCON/ TIMEN , DTIMEU, TIMEND, CSGFAC,
00114 12* INLOOP , DTMPCA, OPEITR, DTIMEH, CAMPA ,
00114 13* IDAMPD , ATMPCA, BACKUP, TIMEQ , TIMEH ,
00114 14* IDTMPCC , ATMPCC, CSGMIN, OUTPUT, ARLICA,
00114 15* ILOJPCY, DTIMEL, DTIMEI, CSGMAX, CSGRAL,
00114 16* ICSGACL, DRLYCA, DRLYCC, LINECT, PAGECT,
00114 17* IARLYCC, LSPCS , ENGBAL, BALENG, NOCOPY,
00114 18* INCSGM , NDTMPC, NARLYC, NATMPC, ITEST ,
00114 19* IJTEST , KTEST , LTEST , MTEST , RTEST ,
00114 20* ISTEST , TTEST , UTEST , VTEST , LAXFAC,
00114 21* ITCNTRL
00115 22* COMMON /DIMENS/ KND,NNA,NNT,NGT,NCT,NAT,LSQ1,LSQ2,LENA
00116 23* DIMENSION H(20)
00117 24* COMMON /XSPACE/ NDIM, NTH, X
00120 25* DIMENSION Y(1), C(1), R(1), G(1), K(1), A(1)
00121 26* DIMENSION XK(1), NX(1)
00122 27* EQUIVALENCE (K,XK), (X,NX)
00123 28* DIMENSION X(2000)
00124 29* NDIM = 2000
00125 30* NTH = 0
00126 31* CALL PFCS (A(1537),A(1814),A(2463))
00127 32* CALL CNBACK
00130 33* RETURN
00131 34* END

```

FOR X VARBL1  
UNIVAC 1108 FORTRAN V EXEC 11 LEVEL 25A -(EXEC8 LEVEL E12010010A)  
THIS COMPILATION WAS DONE ON 25 FEB 73 AT 19:16:09

SUBROUTINE VARBL1 ENTRY POINT 000041

STORAGE USED: CODE(1) 000043, DATA(0) 000010, BLANK COMMON(2) 000000

COMMON BLOCKS:

0003 TITLE 000024  
0004 TEMP 000001  
0005 CAP 000001  
0006 SOURCE 000001  
0007 COND 000001  
0010 PC1 000001  
0011 PC2 000001  
0012 KONST 000001  
0013 ARRAY 000001  
0014 FIXCON 000002  
0015 DIMENS 000011  
0016 XSPACE 000003

EXTERNAL REFERENCES (BLOCK, NAME)

0017 DIDEGI  
0020 HXEFF  
0021 FLOCN1  
0022 CONVI  
0023 HERR33

STORAGE ASSIGNMENT (BLOCK, TYPE, RELATIVE LOCATION, NAME)

|        |        |        |        |        |        |      |        |        |        |        |        |      |        |        |
|--------|--------|--------|--------|--------|--------|------|--------|--------|--------|--------|--------|------|--------|--------|
| 0013 R | 000000 | A      | 0014   | 000022 | ARLXCA | 0014 | 000035 | ARLXCC | 0014   | 000012 | ATPPEA | 0014 | 000017 | ATPPEC |
| 0014   | 000013 | BACKUP | 0014   | 000040 | BALENG | 0005 | 000000 | C      | 0014   | 000001 | CGCFAC | 0014 | 000026 | CGCFAX |
| 0014   | 000020 | CSGMIN | 0014   | 000027 | CSGRAL | 0014 | 000030 | CSGRCL | 0014   | 000010 | DAPPA  | 0014 | 000011 | DATPC  |
| 0014   | 000031 | ORLXCA | 0014   | 000032 | ORLXCC | 0014 | 000007 | DTIPEN | 0014   | 000029 | DTIMEI | 0014 | 000024 | DTIPEL |
| 0014   | 000001 | DTIMEU | 0014   | 000005 | DTMPCA | 0014 | 000016 | DTMPCC | 0014   | 000017 | ENRBAI | 0007 | 000000 | G      |
| 0003   | 000000 | H      | 0000   | 000003 | INJPS  | 0014 | 000046 | ITEST  | 0014   | 000047 | JTEST  | 0012 | 000000 | K      |
| 0014   | 000050 | KTEST  | 0014   | 000060 | LAXFAC | 0015 | 000010 | LENA   | 0014   | 000013 | LIRECT | 0014 | 000023 | L31PCT |
| 0014   | 000036 | LSPCS  | 0015   | 000006 | LSQ1   | 0015 | 000007 | LSQ2   | 0014   | 000001 | LTEST  | 0014 | 000000 | MTEST  |
| 0014   | 000044 | NARLXC | 0015   | 000005 | NAT    | 0014 | 000045 | NATMPC | 0014   | 000042 | NATM   | 0015 | 000004 | NAT    |
| 0016   | 000000 | NDIM   | 0014   | 000043 | NDTTPC | 0015 | 000003 | NET    | 0014   | 000004 | NH33P  | 0015 | 000001 | NSA    |
| 0015   | 000000 | ND     | 0015   | 000002 | NT     | 0014 | 000041 | N333PY | 0014   | 000001 | NM     | 0016 | 000002 | NS     |
| 0014   | 000006 | OPFITR | 0014   | 000021 | OUTPUT | 0014 | 000034 | PAPFCT | 0006   | 000000 | Q      | 0014 | 000003 | RTFCT  |
| 0010   | 000000 | SEQ1   | 0011   | 000000 | SEQ2   | 0014 | 000004 | STEST  | 0004 R | 000000 | T      | 0014 | 000001 | T31PCT |
| 0014   | 000015 | TIPEM  | 0014 R | 000000 | TIPEN  | 0014 | 000002 | TIPEND | 0014   | 000014 | TIPED  | 0014 | 000005 | TTEST  |
| 0014   | 000056 | UTEST  | 0014   | 000057 | VTEST  | 0016 | 000002 | X      | 0012   | 000000 | Y      |      |        |        |

00101 1\* SUBROUTINE VARBL1  
00103 2\* COMMON /TITLE/ W

```

00104 3* COMMON /TEMP/ T
00105 4* COMMON /CAP/ C
00106 5* COMMON /SOURCE/ Q
00107 6* COMMON /COND/ G
00110 7* COMMON /PC1/ SEQ1
00111 8* COMMON /PC2/ SEQ2
00112 9* COMMON /KONST/ K
00113 10* COMMON /ARRAY/ A
00114 11* COMMON /FIXCON/ TIMEN , DTIMEU, TIMEND, CSGFAC,
00114 12* INLOOP , DTMPCA, OPEITA, DTIMEN, DAMPA ,
00114 13* IDAMPD , ATMPCA, BACKUP, TIMEO , TIMEM ,
00114 14* IDTMPCC , ATMPCC, CSGMIN, OUTPUT, ARLYCA ,
00114 15* ILOOPCT, DTIMEL, DTIMEI, CSGMAX, CSGRAL ,
00114 16* ICSGRCL, DRLYCA, DRLYCC, LINECT, PAGECT,
00114 17* IARLYCC, LSPCS , ENGBAL, BALENG, NOCOPY,
00114 18* INCSGM , NDTMPC, NARLYC, NATMPC, ITEST ,
00114 19* IJTEST , KTEST , LTEST , MTEST , RTEST ,
00114 20* ISTEST , TTEST , UTEST , VTEST , LAXFAC,
00114 21* ITCNTRL
00115 22* COMMON /DIMENS/ NND,NNA,NNT,NGT,NCT,NAT,LSO1,LSO2,LENA
00116 23* DIMENSION M(20)
00117 24* COMMON /XSPACE/ NDIM, NTH, X
00120 25* DIMENSION T(1), C(1), Q(1), G(1), K(1), A(1)
00121 26* DIMENSION XK(1), NX(1) , X(1)
00122 27* EQUIVALENCE (K,XK), (X,NX)
00123 28* CALL DICEG1(TIMEN ,A(190),T(235))
00124 29* CALL MxEFF (0.9,500.,A(1583),1.0,A(1),T(235),T(117),
00124 30* 2T(236),T(237))
00125 31* CALL FLOCN1(A(1546),A(1),A(1143))
00126 32* CALL CONVI (A(1537),A(1821),A(214))
00127 33* RETURN
00130 34* END

```

END OF COMPILATION: NO DIAGNOSTICS.

\* FOR K VARBL2  
UNIVAC 1108 FORTRAN V EXEC 11 LEVEL 25A -(EXEC0 LEVEL E12010010A)  
THIS COMPILATION WAS DONE ON 25 FEB 73 AT 14:16:10

SUBROUTINE VARBL2 ENTRY POINT 000026

STORAGE USED: CODE(1) 000030, DATA(0) 000006, BLANK COMMON(2) 000000

COMMON BLOCKS:

0003 TITLE 000024  
0004 TEMP 000001  
0005 CAP 000001  
0006 SOURCE 000001  
0007 COND 000001  
0010 PC1 000001  
0011 PC2 000001  
0012 KONST 000001  
0013 ARRAY 000001  
0014 FIXCON 000062  
0015 DIMENS 000011  
0016 XSPACE 000003

EXTERNAL REFERENCES (BLOCK, NAME)

0017 PFCS  
0020 TIMCHK  
0021 MSTRY  
0022 NEAR30

STORAGE ASSIGNMENT (BLOCK, TYPE, RELATIVE LOCATION, NAME)

|                      |                    |                    |                    |                    |
|----------------------|--------------------|--------------------|--------------------|--------------------|
| 0013 R 000000 A      | 0014 000022 ARLXCA | 0014 000035 ARLXCC | 0014 000012 ATPPCA | 0014 000017 ATPPCC |
| 0014 000013 BACKUP   | 0014 000040 BALENG | 0005 000000 C      | 0014 000003 CSOFAC | 0014 000026 CSOFAX |
| 0014 000020 CSOFIN   | 0014 000027 CSORAL | 0014 000030 CSORCL | 0014 000010 DAMPA  | 0014 000011 DAMPD  |
| 0014 000031 DRXCA    | 0014 000032 DRXCC  | 0014 000037 DTIMEM | 0014 000025 DTIMEI | 0014 000024 DTIMEJ |
| 0014 R 000001 DTIMEU | 0014 000005 DTPPCA | 0014 000018 DTPPCC | 0014 000037 EORAL  | 0007 000000 G      |
| 0003 000000 H        | 0000 000001 INJPE  | 0014 000046 ITEST  | 0014 000047 JTEST  | 0012 I 000000 K    |
| 0014 000050 KTEST    | 0014 000060 LAYFAC | 0015 000010 LENA   | 0014 000033 LINEST | 0014 000023 LDOFFT |
| 0014 000036 LSPCS    | 0015 000056 LSOI   | 0015 000007 LSO2   | 0014 000051 LTEST  | 0014 000052 MTEST  |
| 0014 000044 NARLYC   | 0015 000005 NAT    | 0014 000045 NATPPC | 0014 000042 NCSOP  | 0015 000004 NCT    |
| 0016 000000 ADIF     | 0014 000043 NDTPPC | 0015 000003 NAT    | 0014 000004 NLDOP  | 0015 000001 NNA    |
| 0015 000000 AND      | 0015 000052 NAT    | 0014 000041 NDCOPY | 0016 000001 NTH    | 0016 000002 NY     |
| 0014 000006 OPEITR   | 0014 000021 OUTPUT | 0014 000034 PAFECT | 0006 000000 Q      | 0014 000053 RTEST  |
| 0010 000000 SED1     | 0011 000000 SED2   | 0014 000054 STEST  | 0004 000000 T      | 0014 000061 TBTTEL |
| 0014 000015 TIMEH    | 0014 000000 TIMEH  | 0014 000002 TIMEH  | 0014 000014 TIMEJ  | 0014 000055 TTEST  |
| 0014 000056 UTEST    | 0014 000057 VTEST  | 0016 000002 X      | 0012 000000 Y      |                    |

00101 1\* SUBROUTINE VARBL2  
00103 2\* COMMON /TITLE/ H  
00104 3\* COMMON /TEMP/ T

```

00105 4* COMMON /CAP/ C
00106 5* COMMON /SOURCE/ Q
00107 6* COMMON /COND/ G
00110 7* COMMON /PC1/ SEQ1
00111 8* COMMON /PC2/ SEQ2
00112 9* COMMON /KONST/ K
00113 10* COMMON /ARRAY/ A
00114 11* COMMON /FIXCON/ TIMEN, DTIMEU, TIMEO, CSGFAC,
00114 12* INLOOP, DTMPCA, OPE1TR, DTIMEN, DAMPA,
00114 13* IDAMPD, ATMPCA, BACKUP, TIMEO, TIMEN,
00114 14* IDTMPCC, ATMPCC, CSGMIN, OUTPUT, ARLXCA,
00114 15* ILOQPCT, DTIMEL, DTIMEI, CSGMAX, CSGRAL,
00114 16* ICSGRCL, DRLYCA, DRLYCC, LINECT, PAGECT,
00114 17* IARLXCC, LSPCS, ENGBAL, BALENG, NOCOPY,
00114 18* INCSGM, NDTMPC, NARLXC, NATMPC, ITEST,
00114 19* IJTEST, KTEST, LTEST, RTEST, RTEST,
00114 20* ITEST, YTEST, UTEST, VTEST, LAXFAC,
00114 21* ITCNTRL
00115 22* COMMON /DIMENS/ NND, NNA, NNT, NGT, NCT, NAT, LSQ1, LSQ2, LENA
00116 23* DIMENSION N(20)
00117 24* COMMON /XSPACE/ RDIM, NTH, X
00120 25* DIMENSION T(1), C(1), Q(1), G(1), K(1), A(1)
00121 26* DIMENSION XK(1), NX(1), X(1)
00122 27* EQUIVALENCE (K,XK), (X,NX)
00123 28* CALL PFCS (A(1537),A(1814),A(2463))
00124 29* CALL TIMEHK(K(1),0)
00125 30* CALL MSTRY (A(1586),A(1651),A(1546),DTIMEU)
00126 31* RETURN
00127 32* END

```

END OF COMPILATION: NO DIAGNOSTICS.

FOR, K OUTCAL  
UNIVAC 1108 FORTRAN V EXEC 11 LEVEL 25A -(EXEC8 LEVEL K12010010A)  
THIS COMPILATION WAS DONE ON 25 FEB 73 AT 19:16:12

SUBROUTINE OUTCAL ENTRY POINT 000035

STORAGE USED: CODE(1) 000037, DATA(0) 000006, BLANK COMMON(2) 000000

COMMON BLOCKS:

0003 TITLE 000024  
0004 TEMP 000001  
0005 CAP 000001  
0006 SOURCE 000001  
0007 COND 000001  
0010 PC1 000001  
0011 PC2 000001  
0012 KONST 000001  
0013 ARRAY 000001  
0014 FIXCON 000062  
0015 DIMENS 000011  
0016 KSPACE 000003

EXTERNAL REFERENCES (BLOCK, NAME)

0017 TPRINT  
0020 FLPRNT  
0021 TIMCHK  
0022 NERR3

STORAGE ASSIGNMENT (BLOCK, TYPE, RELATIVE LOCATION, NAME)

|                    |                    |                    |                    |                    |
|--------------------|--------------------|--------------------|--------------------|--------------------|
| 0013 R 000000 A    | 0014 000022 ARLXCA | 0014 000035 ARLXCC | 0014 000012 ATMPCA | 0014 000017 ATMPCC |
| 0014 000013 BACKUP | 0014 000040 BALENG | 0005 000000 C      | 0014 000003 CSRFAC | 0014 000026 CSRFAC |
| 0014 000020 CSGMIN | 0014 000027 CSGRAL | 0014 000030 CSGRCL | 0014 000010 DAPPA  | 0014 000011 DAPPD  |
| 0014 000031 DRXCA  | 0014 000032 DRXCC  | 0014 000007 DTIMEN | 0014 000025 DTIMEI | 0014 000024 DTIMEI |
| 0014 000001 DTIMEU | 0014 000005 DTMPCA | 0014 000016 DTMPCC | 0014 000037 ERBBAL | 0007 000000 G      |
| 0003 000000 H      | 0000 000001 INJPS  | 0014 000046 ITTEST | 0014 000047 JTEST  | 0012 000000 K      |
| 0014 000000 KTEST  | 0014 000060 LXFAC  | 0015 000010 LFNA   | 0014 000033 LINCT  | 0014 000023 L33POT |
| 0014 000036 LSPCS  | 0015 000006 LSQ1   | 0015 000007 LSQ2   | 0014 000051 LTEST  | 0014 000052 MTEST  |
| 0014 000044 NARLIC | 0015 000005 NAT    | 0014 000045 NATMPC | 0014 000042 NCSOM  | 0015 000004 NCT    |
| 0016 000000 ADIM   | 0014 000043 NDTMPC | 0015 000003 NCT    | 0014 000004 NCT3P  | 0015 000001 NAB    |
| 0015 000000 NNO    | 0015 000002 NNT    | 0014 000041 NDCOPY | 0016 000001 NFM    | 0016 000002 NX     |
| 0014 000006 OPEITR | 0014 000021 OUTPUT | 0014 000034 PARECT | 0006 000000 Q      | 0014 000003 PTEST  |
| 0010 000000 SE31   | 0011 000000 SE32   | 0014 000054 STEST  | 0004 000000 T      | 0014 000001 TPRINT |
| 0014 000015 TIMEH  | 0014 000000 TIFEN  | 0014 000002 TIPEND | 0014 000014 TIME3  | 0014 000005 TTEST  |
| 0014 000006 TTEST  | 0014 000057 TTEST  | 0016 000002 X      | 0012 000000 YK     |                    |

00101 1- SUBROUTINE OUTCAL  
00103 2- COMMON /TITLE/ M  
00104 3- COMMON /TEMP/ T



SAMPLE PROBLEM FOR SINDA VERSION 9

DATE 250273 PAGE 37

```

00105 4* COMMON /CAP/ C
00106 5* COMMON /SOURCE/ Q
00107 6* COMMON /COND/ G
00110 7* COMMON /PC1/ SEQ1
00111 8* COMMON /PC2/ SEQ2
00112 9* COMMON /KONST/ K
00113 10* COMMON /ARRAY/ A
00114 11* COMMON /FLXCON/ TIMEN, OTIMEU, TIMEND, CSGFAC,
00114 12* INLOOP, DTMPCA, OPEITR, OTIMEN, DAMPA,
00114 13* IDAMPD, ATMPCA, BACKUP, TIMEQ, TIMEM,
00114 14* IDTMPCC, ATMPCC, CSGMIN, OUTPUT, ARLXCA,
00114 15* ILOOPCT, OTIMEL, OTIMEI, CSGMAX, CSGRAL,
00114 16* ICSGACL, ORLXCA, ORLXCC, LINECT, PAGECT,
00114 17* IARLXCC, LSPCS, ENGBAL, BALENG, NOCOPY,
00114 18* INCSGM, NDTMPC, NARLXC, NATMPC, ITEST,
00114 19* IJTEST, KTEST, LTEST, MTEST, RTEST,
00114 20* ITEST, YTEST, UTEST, VTEST, LAZFAC,
00114 21* ITCNTRL
00115 22* COMMON /DIMENS/ NND,NNA,NNT,NGT,NCT,NAT,LSQ1,LSQ2,LENA
00116 23* DIMENSION N(20)
00117 24* COMMON /XSPACE/ NDIM,NTN,X
00120 25* DIMENSION TC(1),C(1),Q(1),G(1),K(1),A(1)
00121 26* DIMENSION XK(1),NX(1),XC(1)
00122 27* EQUIVALENCE (K,XK), (X,NX)
00123 28* CALL TPRINT
00124 29* CALL FLPRNT(A(1546),A(2473))
00125 30* CALL FLPRNT(A(1774),A(2503))
00126 31* CALL FLPRNT(A(1586),A(2483))
00127 32* CALL FLPRNT(A(1651),A(2493))
00130 33* CALL TIMCHK(K(1),1)
00131 34* RETURN
00132 35* END

```

END OF COMPILATION: NO DIAGNOSTICS.

4M HOG



0 301 SINDA

25 FEB 73

14:1

STARTING ADDRESS 014000

CORE LIMITS 014000 044426 100000 123441 163772 163777

SINDA /CODE

0 100000-100000  
1 014000-014013

INSTOPR/RLECS

1 014014-014025

NIERS /RLECS

0 100001-100001  
1 014026-014033  
2 100002-100076

NFMTS /RLECS

1 014334-015271  
2 100077-100113

NFTVS /RLECS

1 015272-015314

NCAVTS/RLECS

1 015315-015541  
2 100114-100202

NDTINS/RLECS

1 015542-016211  
2 100203-100256

FPACKS/CODE

1 016212-016255

DEPTH /\*\*\*\*\*

0 100257-100254

KEARS /RLECS

0 100255-100444  
1 016256-016720

NDJINS/RLECS

1 016721-016772  
2 100445-100475

EXECTN/CODE

0 100476-100502  
1 016773-017015

BACK/CODE  
0 100503-100723  
1 017016-023552

NDUTS /RLECA  
0 100724-100730  
1 023553-024555  
2 100731-100746

NTABS /CODE  
0 100747-101115

NBDCV2/RLECA  
0 101116-101302

VARBL2/CODE  
0 101303-101310  
1 024556-024605

MSTRY /CODE  
0 101311-101377  
1 024606-025153

NRWNO2/RLECA  
1 025154-025246

NFOU2/RLECA  
1 025247-025500  
2 101400-101401

NBUFF2/RLECA  
1 025501-025523  
2 101402-102412

NNREAD/CODE  
0 102413-102452  
1 025524-026226

NFINPS/RLECA  
1 026227-026470  
2 102453-102453

TIMECK/CODE  
0 102454-102526  
1 026471-026575

LINECK/CODE  
0 102527-102534  
1 026576-026631

CLOCK /CODE  
0 102535-102537  
1 026632-026712

TOPLIN/CODE  
0 102545-102577  
1 026713-026756

D2MX1P/CODE  
0 102600-102614  
1 026757-027101

D2CEGI/CODE

102615-102667  
1 027102-027456

DIDEG1/CODE  
0 102670-102732  
1 027457-027667

FLYARY/CODE  
0 102733-102754  
1 027670-030201

NEXP55/RL24  
1 030202-030265  
2 102755-102764

DIMINM/CODE  
0 102765-103003  
1 030266-030451

OUTCAL/CODE  
0 103004-103011  
1 030452-030510

FLPANT/CODE  
0 103012-103043  
1 030511-030705

TPRINT/CODE  
0 103044-103133  
1 030706-031210

STNORD/CODE  
0 103134-103176  
1 031211-031336

VARBL1/CODE  
0 103177-103206  
1 031337-031401

CONV1 /CODE  
0 103207-103505  
1 031402-032263

NEXP65/RL25  
1 032264-032456  
2 103506-103557

CBRT /RL24  
1 032457-032524  
2 103560-103572

PFERR /CODE  
0 103573-103574  
1 032525-032535

FEDCN1/CODE  
0 103575-103722  
1 032536-033012

WXEFF /CODE  
0 103723-104005  
1 033013-033270

CS /CODE  
0 104006-104657  
1 033271-035306

EIP /RL24  
1 035307-035375  
2 104660-104700

NEVPOL/CODE  
0 104701-104733  
1 035376-035672

NTWRK /CODE  
0 104734-105120  
1 035673-036357

FLOCAL/CODE  
0 105121-105545  
1 036360-040070

SYMSOL/CODE  
0 105546-105623  
1 040071-040425

MFSO /CODE  
0 105624-105670  
1 040426-040617

DSORT /RL24  
1 040620-040667  
2 105671-105707

CMPRSS/CODE  
0 105710-105752  
1 040670-041140

GENOUT/CODE  
0 105753-106027  
1 041141-041535

PRN /CODE  
0 106030-106072  
1 041536-041667

FLRES /CODE  
0 106073-106253  
1 041670-042321

SORT /RL24  
0 106254-106257  
1 042322-042361  
2 106260-106265

NTWRKI/CODE  
0 106266-106451  
1 042362-043054

NTWRKN/CODE  
0 106452-106632  
1 043055-043503

PJINTN/\*\*\*\*\*  
0 106633-106637



DATA /\*\*\*\*\*  
0 106640-106667

INPUT/CODE  
0 106670-106731  
1 043504-044426

SPACE/\*\*\*\*\*  
0 106732-112653

LOGIC /\*\*\*\*\*  
0 112654-112657

DIMENS/\*\*\*\*\*  
0 112660-112670

FIXCON/\*\*\*\*\*  
0 112671-112752

ARRAY /\*\*\*\*\*  
0 112753-117671

KONST /\*\*\*\*\*  
0 117672-120074

PC2 /\*\*\*\*\*  
0 120075-120546

PC1 /\*\*\*\*\*  
0 120547-121423

COND /\*\*\*\*\*  
0 121424-122113

SOURCE/\*\*\*\*\*  
0 122114-122465

CAP /\*\*\*\*\*  
0 122466-123037

TEMP /\*\*\*\*\*  
0 123040-123415

TITLE /\*\*\*\*\*  
0 123416-123441

END OF ALLOCATION 1103 0039A 09099



SAMPLE PROBLEM FOR SINDA VERSION 9

| *****  |        | TIME= 0.00000 | DTIME= 0.00000 | CSGMINI | 01= 0.00000 | TEMPCCI | 01= 0.00000 | RELXCCI | 01= 0.00000 |
|--------|--------|---------------|----------------|---------|-------------|---------|-------------|---------|-------------|
| T 1=   | 70.000 | T 2=          | 70.000         | T 3=    | 70.000      | T 4=    | 70.000      | T 5=    | 70.000      |
| T 7=   | 70.000 | T 8=          | 70.000         | T 9=    | 70.000      | T 10=   | 70.000      | T 11=   | 70.000      |
| T 13=  | 70.000 | T 14=         | 70.000         | T 15=   | 70.000      | T 16=   | 70.000      | T 17=   | 70.000      |
| T 19=  | 70.000 | T 20=         | 70.000         | T 21=   | 70.000      | T 22=   | 70.000      | T 23=   | 70.000      |
| T 25=  | 70.000 | T 26=         | 70.000         | T 27=   | 70.000      | T 28=   | 70.000      | T 29=   | 70.000      |
| T 31=  | 70.000 | T 32=         | 70.000         | T 33=   | 70.000      | T 34=   | 70.000      | T 35=   | 70.000      |
| T 37=  | 70.000 | T 38=         | 70.000         | T 39=   | 70.000      | T 40=   | 70.000      | T 41=   | 70.000      |
| T 43=  | 70.000 | T 44=         | 70.000         | T 45=   | 70.000      | T 46=   | 70.000      | T 47=   | 70.000      |
| T 49=  | 70.000 | T 50=         | 70.000         | T 51=   | 70.000      | T 52=   | 70.000      | T 53=   | 70.000      |
| T 55=  | 70.000 | T 56=         | 70.000         | T 57=   | 70.000      | T 58=   | 70.000      | T 59=   | 70.000      |
| T 61=  | 70.000 | T 62=         | 70.000         | T 63=   | 70.000      | T 64=   | 70.000      | T 65=   | 70.000      |
| T 67=  | 70.000 | T 68=         | 70.000         | T 69=   | 70.000      | T 70=   | 70.000      | T 71=   | 70.000      |
| T 73=  | 70.000 | T 74=         | 70.000         | T 75=   | 70.000      | T 76=   | 70.000      | T 77=   | 70.000      |
| T 79=  | 70.000 | T 80=         | 70.000         | T 81=   | 70.000      | T 82=   | 70.000      | T 83=   | 70.000      |
| T 85=  | 70.000 | T 86=         | 70.000         | T 87=   | 70.000      | T 88=   | 70.000      | T 89=   | 70.000      |
| T 91=  | 70.000 | T 92=         | 70.000         | T 93=   | 70.000      | T 94=   | 70.000      | T 95=   | 70.000      |
| T 97=  | 70.000 | T 98=         | 70.000         | T 99=   | 70.000      | T 100=  | 70.000      | T 101=  | 70.000      |
| T 103= | 70.000 | T 104=        | 70.000         | T 105=  | 70.000      | T 106=  | 70.000      | T 107=  | 70.000      |
| T 109= | 70.000 | T 110=        | 70.000         | T 111=  | 70.000      | T 112=  | 70.000      | T 113=  | 70.000      |
| T 115= | 70.000 | T 116=        | 70.000         | T 117=  | 70.000      | T 118=  | 80.000      | T 119=  | 71.000      |
| T 121= | 70.000 | T 122=        | 70.000         | T 123=  | 70.000      | T 124=  | 70.000      | T 125=  | 70.000      |
| T 127= | 70.000 | T 128=        | 70.000         | T 129=  | 70.000      | T 130=  | 70.000      | T 131=  | 70.000      |
| T 133= | 70.000 | T 134=        | 70.000         | T 135=  | 70.000      | T 136=  | 70.000      | T 137=  | 70.000      |
| T 139= | 70.000 | T 140=        | 70.000         | T 141=  | 70.000      | T 142=  | 70.000      | T 143=  | 70.000      |
| T 145= | 70.000 | T 146=        | 70.000         | T 147=  | 70.000      | T 148=  | 70.000      | T 149=  | 70.000      |
| T 151= | 70.000 | T 152=        | 70.000         | T 153=  | 70.000      | T 154=  | 70.000      | T 155=  | 70.000      |
| T 157= | 70.000 | T 158=        | 70.000         | T 159=  | 70.000      | T 160=  | 70.000      | T 161=  | 70.000      |
| T 163= | 70.000 | T 164=        | 70.000         | T 165=  | 70.000      | T 166=  | 70.000      | T 167=  | 70.000      |
| T 169= | 70.000 | T 170=        | 70.000         | T 171=  | 70.000      | T 172=  | 70.000      | T 173=  | 70.000      |
| T 175= | 70.000 | T 176=        | 70.000         | T 177=  | 70.000      | T 178=  | 70.000      | T 179=  | 70.000      |
| T 181= | 70.000 | T 182=        | 70.000         | T 183=  | 70.000      | T 184=  | 70.000      | T 185=  | 70.000      |
| T 187= | 70.000 | T 188=        | 70.000         | T 189=  | 70.000      | T 190=  | 70.000      | T 191=  | 70.000      |
| T 193= | 70.000 | T 194=        | 70.000         | T 195=  | 70.000      | T 196=  | 70.000      | T 197=  | 70.000      |
| T 199= | 70.000 | T 200=        | 70.000         | T 201=  | 70.000      | T 202=  | 70.000      | T 203=  | 70.000      |
| T 205= | 70.000 | T 206=        | 70.000         | T 207=  | 70.000      | T 208=  | 70.000      | T 209=  | 70.000      |
| T 211= | 70.000 | T 212=        | 70.000         | T 213=  | 70.000      | T 214=  | 70.000      | T 215=  | 70.000      |
| T 217= | 70.000 | T 218=        | 70.000         | T 219=  | 70.000      | T 220=  | 70.000      | T 221=  | 70.000      |
| T 223= | 70.000 | T 224=        | 70.000         | T 225=  | 70.000      | T 226=  | 70.000      | T 227=  | 70.000      |
| T 229= | 70.000 | T 230=        | 70.000         | T 231=  | 70.000      | T 232=  | 70.000      | T 233=  | 70.000      |
| T 235= | 70.000 | T 236=        | 70.000         | T 237=  | 70.000      | T 238=  | 70.000      | T 239=  | 70.000      |
| T 241= | 70.000 | T 242=        | 70.000         | T 243=  | 70.000      | T 244=  | 70.000      | T 245=  | 70.000      |
| T 247= | 70.000 | T 248=        | 70.000         | T 249=  | 70.000      | T 250=  | 70.000      | T 251=  | 70.000      |
| T 253= | 70.000 | T 254=        | 70.000         | T 255=  | 70.000      | T 256=  | 70.000      | T 257=  | 70.000      |
| T 259= | 70.000 | T 260=        | 70.000         | T 261=  | 70.000      | T 262=  | 70.000      | T 263=  | 70.000      |
| T 265= | 70.000 | T 266=        | 70.000         | T 267=  | 70.000      | T 268=  | 70.000      | T 269=  | 70.000      |
| T 271= | 70.000 | T 272=        | 70.000         | T 273=  | 70.000      | T 274=  | 70.000      | T 275=  | 70.000      |
| T 277= | 70.000 | T 278=        | 70.000         | T 279=  | 70.000      | T 280=  | 70.000      | T 281=  | 70.000      |
| T 283= | 70.000 | T 284=        | 70.000         | T 285=  | 70.000      | T 286=  | 70.000      | T 287=  | 70.000      |
| T 289= | 70.000 | T 290=        | 70.000         | T 291=  | 70.000      | T 292=  | 70.000      | T 293=  | 70.000      |
| T 295= | 70.000 | T 296=        | 70.000         | T 297=  | 70.000      | T 298=  | 70.000      | T 299=  | 70.000      |
| T 301= | 70.000 | T 302=        | 70.000         | T 303=  | 70.000      | T 304=  | 70.000      | T 305=  | 70.000      |
| T 307= | 70.000 | T 308=        | 70.000         | T 309=  | 70.000      | T 310=  | 70.000      | T 311=  | 70.000      |
| T 313= | 70.000 | T 314=        | 70.000         | T 315=  | 70.000      | T 400=  | -959.69     |         |             |

| FLOW RATES (LB/HR) |        |        |        |        |        |        |        |        |        |
|--------------------|--------|--------|--------|--------|--------|--------|--------|--------|--------|
| 2448.1             | 2444.5 | 2418.5 | 1211.0 | 608.01 | 602.97 | 608.01 | 602.97 | 1211.0 | 2422.0 |
| 26.013             | 13.024 | 6.5632 | 6.4606 | 6.5632 | 6.4606 | 13.024 | 26.048 | 2422.0 | 1211.0 |
| 608.01             | 602.97 | 602.01 | 602.97 | 1211.0 | 2418.5 | 26.048 | 13.024 | 6.5632 | 6.4606 |
| 6.5632             | 6.4606 | 13.024 | 26.019 | 2444.5 | 3.6021 | 2448.1 | 2418.5 | 26.013 |        |

| PRESSURE DROPS (LB/FT**2) |        |        |        |        |        |        |        |        |        |
|---------------------------|--------|--------|--------|--------|--------|--------|--------|--------|--------|
| 251.96                    | 60164. | 60566. | 82.595 | 3229.4 | 3229.4 | 3229.4 | 3229.4 | 82.595 | 99.220 |



SAMPLE PROBLEM FOR SINDA VERSION 9

|        |           |           |        |        |           |           |           |        |        |
|--------|-----------|-----------|--------|--------|-----------|-----------|-----------|--------|--------|
| 67757. | .55969-01 | 1.4937    | 1.4937 | 1.4937 | 1.4937    | .55969-01 | .44861-01 | 99.220 | 82.595 |
| 3029.4 | 3029.4    | 3029.4    | 3029.4 | 82.595 | 792.83    | .44830-01 | .56000-01 | 1.4936 | 1.4936 |
| 1.4937 | 1.4937    | .55969-01 | .35846 | 2014.4 | .12994+06 | 201.96    | 6413.2    | 3.1847 |        |

PRESSURES (LB/FT\*\*2)

|           |           |        |        |        |        |        |        |        |        |
|-----------|-----------|--------|--------|--------|--------|--------|--------|--------|--------|
| .13034+06 | .13014+06 | 69977. | 9920.5 | 6411.3 | 9358.1 | 6328.7 | 6229.5 | 2220.0 | 2226.6 |
| 2228.1    | 2226.6    | 2226.5 | 6130.3 | 3100.9 | 6047.7 | 3007.2 | 2216.4 | 2226.5 | 2225.0 |
| 2226.4    | 2216.8    | 201.96 | .00000 |        |        |        |        |        |        |

VALVE POSITIONS  
.99900 .99000

COMPUTER TIME = .000 MINUTES

- DIVIDE CHECK AT 021506
- DIVIDE CHECK AT 021506
- DIVIDE CHECK AT 021506
- DIVIDE CHECK AT 021506
- DIVIDE CHECK AT 021506
- DIVIDE CHECK AT 021506
- DIVIDE CHECK AT 021506
- DIVIDE CHECK AT 021506

\*\*\*\*\*

|       |             |         |              |         |              |            |              |       |              |         |              |            |
|-------|-------------|---------|--------------|---------|--------------|------------|--------------|-------|--------------|---------|--------------|------------|
| TIME= | 1.00000+00  | DTIMEU= | 5.00008-03   | CSGMINI | 77)=         | 2.29961-06 | TEMPCCI      | 240)= | 2.36740-02   | RELNCCI | 106)=        | 5.20706-03 |
| T     | 1= 71.036   | T       | 2= 52.868    | T       | 3= 37.721    | T          | 4= 24.998    | T     | 5= 14.260    | T       | 6= 14.275    |            |
| T     | 7= 71.036   | T       | 8= 52.989    | T       | 9= 37.922    | T          | 10= 25.297   | T     | 11= 14.535   | T       | 12= 14.548   |            |
| T     | 13= 71.034  | T       | 14= 52.985   | T       | 15= 37.916   | T          | 16= 25.240   | T     | 17= 14.528   | T       | 18= 14.541   |            |
| T     | 19= 71.035  | T       | 20= 52.865   | T       | 21= 37.716   | T          | 22= 24.991   | T     | 23= 14.254   | T       | 24= 14.248   |            |
| T     | 25= 14.430  | T       | 26= 5.2795   | T       | 27= -2.5268  | T          | 28= -8.7624  | T     | 29= -14.300  | T       | 30= -14.241  |            |
| T     | 31= 14.426  | T       | 32= 5.3397   | T       | 33= -2.4408  | T          | 34= -8.6280  | T     | 35= -14.122  | T       | 36= -14.049  |            |
| T     | 37= 14.433  | T       | 38= 5.3399   | T       | 39= -2.4308  | T          | 40= -8.6162  | T     | 41= -14.109  | T       | 42= -14.076  |            |
| T     | 43= 14.435  | T       | 44= 5.2848   | T       | 45= -2.5203  | T          | 46= -8.7537  | T     | 47= -14.299  | T       | 48= -14.251  |            |
| T     | 49= 71.033  | T       | 50= 70.676   | T       | 51= 70.321   | T          | 52= 69.966   | T     | 53= 69.613   | T       | 54= 69.615   |            |
| T     | 55= 71.033  | T       | 56= 70.677   | T       | 57= 70.322   | T          | 58= 69.969   | T     | 59= 69.617   | T       | 60= 69.618   |            |
| T     | 61= 71.034  | T       | 62= 70.678   | T       | 63= 70.323   | T          | 64= 69.970   | T     | 65= 69.618   | T       | 66= 69.619   |            |
| T     | 67= 71.034  | T       | 68= 70.677   | T       | 69= 70.321   | T          | 70= 69.967   | T     | 71= 69.614   | T       | 72= 69.614   |            |
| T     | 73= 69.621  | T       | 74= 69.269   | T       | 75= 68.919   | T          | 76= 68.569   | T     | 77= 68.210   | T       | 78= 68.212   |            |
| T     | 79= 69.621  | T       | 80= 69.270   | T       | 81= 68.920   | T          | 82= 68.572   | T     | 83= 68.224   | T       | 84= 68.226   |            |
| T     | 85= 69.620  | T       | 86= 69.269   | T       | 87= 68.919   | T          | 88= 68.571   | T     | 89= 68.224   | T       | 90= 68.224   |            |
| T     | 91= 69.621  | T       | 92= 69.269   | T       | 93= 68.918   | T          | 94= 68.568   | T     | 95= 68.220   | T       | 96= 68.222   |            |
| T     | 97= 71.029  | T       | 98= 71.029   | T       | 99= 71.031   | T          | 100= 71.032  | T     | 101= 14.411  | T       | 102= 14.412  |            |
| T     | 103= 14.414 | T       | 104= 14.420  | T       | 105= -14.160 | T          | 106= -14.137 | T     | 107= 71.030  | T       | 108= 71.031  |            |
| T     | 109= 69.617 | T       | 110= 69.618  | T       | 111= 69.618  | T          | 112= 69.619  | T     | 113= 68.224  | T       | 114= 68.223  |            |
| T     | 115= 40.059 | T       | 116= 71.051  | T       | 117= 40.107  | T          | 118= 60.000  | T     | 119= 44.039  | T       | 120= 71.029  |            |
| T     | 201= 71.037 | T       | 202= 41.680  | T       | 203= 27.659  | T          | 204= 15.804  | T     | 205= 5.6906  | T       | 206= 14.277  |            |
| T     | 207= 71.036 | T       | 208= 41.990  | T       | 209= 28.039  | T          | 210= 16.233  | T     | 211= 6.1463  | T       | 212= 14.552  |            |
| T     | 213= 71.035 | T       | 214= 41.922  | T       | 215= 28.029  | T          | 216= 16.223  | T     | 217= 6.1356  | T       | 218= 14.544  |            |
| T     | 219= 71.036 | T       | 220= 41.672  | T       | 221= 27.649  | T          | 222= 15.794  | T     | 223= 5.6740  | T       | 224= 14.270  |            |
| T     | 225= 14.432 | T       | 226= -2.7205 | T       | 227= -10.059 | T          | 228= -14.842 | T     | 229= -23.125 | T       | 230= -14.264 |            |
| T     | 231= 14.429 | T       | 232= -2.4550 | T       | 233= -9.7796 | T          | 234= -18.632 | T     | 235= -22.360 | T       | 236= -14.076 |            |
| T     | 237= 14.437 | T       | 238= -2.4331 | T       | 239= -9.7614 | T          | 240= -18.673 | T     | 241= -22.350 | T       | 242= -14.063 |            |
| T     | 243= 14.437 | T       | 244= -2.7085 | T       | 245= -10.074 | T          | 246= -18.824 | T     | 247= -23.123 | T       | 248= -14.245 |            |

|        |        |        |        |        |        |        |        |        |        |        |        |
|--------|--------|--------|--------|--------|--------|--------|--------|--------|--------|--------|--------|
| T 249= | 71.034 | T 250= | 67.486 | T 251= | 67.142 | T 252= | 66.799 | T 253= | 66.457 | T 254= | 69.615 |
| T 255= | 71.033 | T 256= | 67.495 | T 257= | 67.152 | T 258= | 66.810 | T 259= | 66.469 | T 260= | 69.619 |
| T 261= | 71.035 | T 262= | 67.496 | T 263= | 67.153 | T 264= | 66.811 | T 265= | 66.470 | T 266= | 69.623 |
| T 267= | 71.035 | T 268= | 67.487 | T 269= | 67.143 | T 270= | 66.800 | T 271= | 66.458 | T 272= | 69.616 |
| T 273= | 69.622 | T 274= | 66.125 | T 275= | 65.786 | T 276= | 65.448 | T 277= | 67.855 | T 278= | 68.213 |
| T 279= | 69.621 | T 280= | 66.133 | T 281= | 65.795 | T 282= | 65.458 | T 283= | 65.122 | T 284= | 68.226 |
| T 285= | 69.620 | T 286= | 66.133 | T 287= | 65.794 | T 288= | 65.457 | T 289= | 65.121 | T 290= | 68.225 |

SAMPLE PROBLEM FOR SINDA VERSION 9

|               |               |                |                |               |               |
|---------------|---------------|----------------|----------------|---------------|---------------|
| T 291= 69.621 | T 292= 66.124 | T 293= 65.785  | T 294= 65.447  | T 295= 65.110 | T 296= 68.222 |
| T 297= 71.029 | T 298= 71.029 | T 299= 71.031  | T 300= 71.033  | T 301= 14.412 | T 302= 14.413 |
| T 303= 14.415 | T 304= 14.421 | T 305= -14.157 | T 306= -14.136 | T 307= 71.030 | T 308= 71.032 |
| T 309= 69.618 | T 310= 69.618 | T 311= 69.618  | T 312= 69.619  | T 313= 68.224 | T 314= 68.223 |
| T 315= 40.059 | T 316= 71.052 | T 317= 40.108  | T 400= -459.69 |               |               |

FLOW RATES (LB/HR)

|        |        |        |        |        |        |        |        |        |        |
|--------|--------|--------|--------|--------|--------|--------|--------|--------|--------|
| 2465.7 | 2462.2 | 874.83 | 437.32 | 219.83 | 217.50 | 219.77 | 217.44 | 437.21 | 874.53 |
| 1587.3 | 793.81 | 397.56 | 396.25 | 397.56 | 396.25 | 793.81 | 1587.6 | 874.53 | 437.36 |
| 219.99 | 217.38 | 219.88 | 217.29 | 437.18 | 874.83 | 1587.6 | 793.81 | 397.56 | 396.25 |
| 397.56 | 396.25 | 793.81 | 1587.3 | 2462.2 | 3.5934 | 2465.8 | 874.83 | 1587.3 |        |

PRESSURE DROPS (LB/FT\*\*2)

|        |        |        |        |        |           |        |        |        |        |
|--------|--------|--------|--------|--------|-----------|--------|--------|--------|--------|
| 204.28 | 60948. | 65467. | 13.867 | 379.26 | 379.26    | 379.06 | 379.06 | 14.069 | 16.994 |
| 58619. | 39.344 | 3626.1 | 3626.1 | 3626.1 | 3626.1    | 39.344 | 47.268 | 16.904 | 14.077 |
| 370.63 | 370.63 | 370.33 | 370.33 | 14.375 | 138.20    | 47.269 | 39.348 | 3622.0 | 3622.0 |
| 3622.0 | 3622.0 | 39.353 | 378.18 | 2045.2 | .12941+06 | 205.05 | 811.92 | 7420.0 |        |

PRESSURES (LB/FT\*\*2)

|           |           |        |        |        |        |        |        |        |        |
|-----------|-----------|--------|--------|--------|--------|--------|--------|--------|--------|
| .12982+06 | .12962+06 | 68668. | 3200.4 | 2821.1 | 3186.2 | 2807.0 | 2790.1 | 10048. | 6423.7 |
| 10011.    | 6384.4    | 6337.1 | 2773.2 | 2402.8 | 2759.1 | 2388.5 | 2250.3 | 6289.8 | 2667.8 |
| 6250.5    | 2628.5    | 205.05 | .00000 |        |        |        |        |        |        |

VALVE POSITIONS

.99900 .34220

COMPUTER TIME = 1.952 MINUTES

\*\*\*\*\*

TIME= 2.0000+00 DTIME= 5.00008-03 CSGMIN( 77)= 2.29959-06 TEMPC( 11)= 1.10626-03 RELTCC( 9)= 1.33514-04

|               |               |                |                |               |               |
|---------------|---------------|----------------|----------------|---------------|---------------|
| T 1= 70.978   | T 2= 52.806   | T 3= 37.648    | T 4= 24.902    | T 5= 14.130   | T 6= 14.130   |
| T 7= 70.978   | T 8= 52.929   | T 9= 37.852    | T 10= 25.156   | T 11= 14.411  | T 12= 14.411  |
| T 13= 70.978  | T 14= 52.926  | T 15= 37.847   | T 16= 25.150   | T 17= 14.404  | T 18= 14.404  |
| T 19= 70.978  | T 20= 52.803  | T 21= 37.643   | T 22= 24.896   | T 23= 14.123  | T 24= 14.123  |
| T 25= 14.268  | T 26= 5.0660  | T 27= -2.8035  | T 28= -9.1347  | T 29= -14.745 | T 30= -14.745 |
| T 31= 14.268  | T 32= 5.1233  | T 33= -2.7106  | T 34= -8.9943  | T 35= -14.566 | T 36= -14.566 |
| T 37= 14.268  | T 38= 5.1254  | T 39= -2.7072  | T 40= -8.9889  | T 41= -14.560 | T 42= -14.560 |
| T 43= 14.268  | T 44= 5.0681  | T 45= -2.8002  | T 46= -9.1244  | T 47= -14.739 | T 48= -14.739 |
| T 49= 70.978  | T 50= 70.621  | T 51= 70.245   | T 52= 69.911   | T 53= 69.558  | T 54= 69.558  |
| T 55= 70.978  | T 56= 70.622  | T 57= 70.268   | T 58= 69.914   | T 59= 69.562  | T 60= 69.562  |
| T 61= 70.978  | T 62= 70.622  | T 63= 70.268   | T 64= 69.914   | T 65= 69.562  | T 66= 69.562  |
| T 67= 70.978  | T 68= 70.621  | T 69= 70.265   | T 70= 69.911   | T 71= 69.558  | T 72= 69.558  |
| T 73= 69.560  | T 74= 69.208  | T 75= 68.858   | T 76= 68.508   | T 77= 68.149  | T 78= 68.149  |
| T 79= 69.560  | T 80= 69.209  | T 81= 68.860   | T 82= 68.512   | T 83= 68.145  | T 84= 68.145  |
| T 85= 69.560  | T 84= 69.209  | T 87= 68.860   | T 88= 68.512   | T 89= 68.165  | T 90= 68.165  |
| T 91= 69.560  | T 92= 69.208  | T 93= 68.858   | T 94= 68.508   | T 95= 68.145  | T 96= 68.145  |
| T 97= 70.978  | T 98= 70.978  | T 99= 70.978   | T 100= 70.978  | T 101= 14.264 | T 102= 14.264 |
| T 103= 14.268 | T 104= 14.268 | T 105= -14.655 | T 106= -14.652 | T 107= 70.978 | T 108= 70.978 |
| T 109= 69.560 | T 110= 69.560 | T 111= 69.560  | T 112= 69.560  | T 113= 68.142 | T 114= 68.160 |
| T 115= 39.834 | T 116= 70.978 | T 117= 39.820  | T 118= 80.000  | T 119= 43.292 | T 120= 70.978 |
| T 201= 70.978 | T 202= 41.611 | T 203= 27.574  | T 204= 16.685  | T 205= 5.5215 | T 206= 14.120 |

SAMPLE PROBLEM FOR SINDA VERSION 9

|               |                |                |                |                |                |
|---------------|----------------|----------------|----------------|----------------|----------------|
| T 207= 70.978 | T 208= 41.922  | T 209= 27.956  | T 210= 16.117  | T 211= 5.9828  | T 212= 14.410  |
| T 213= 70.978 | T 214= 41.915  | T 215= 27.946  | T 216= 16.107  | T 217= 5.9716  | T 218= 14.404  |
| T 219= 70.978 | T 220= 41.604  | T 221= 27.565  | T 222= 15.674  | T 223= 5.5096  | T 224= 14.123  |
| T 225= 14.268 | T 226= -2.9976 | T 227= -10.468 | T 228= -19.350 | T 229= -23.681 | T 230= -14.745 |
| T 231= 14.268 | T 232= -2.7225 | T 233= -10.147 | T 234= -19.188 | T 235= -23.511 | T 236= -14.566 |
| T 237= 14.268 | T 238= -2.7129 | T 239= -10.135 | T 240= -19.183 | T 241= -23.506 | T 242= -14.560 |
| T 243= 14.267 | T 244= -2.4876 | T 245= -10.457 | T 246= -19.346 | T 247= -23.676 | T 248= -14.739 |
| T 249= 70.978 | T 250= 67.432  | T 251= 67.088  | T 252= 66.746  | T 253= 66.404  | T 254= 69.558  |
| T 255= 70.978 | T 256= 67.442  | T 257= 67.699  | T 258= 66.757  | T 259= 66.416  | T 260= 69.562  |
| T 261= 70.978 | T 262= 67.442  | T 263= 67.099  | T 264= 66.757  | T 265= 66.416  | T 266= 69.562  |
| T 267= 70.978 | T 268= 67.432  | T 269= 67.088  | T 270= 66.746  | T 271= 66.404  | T 272= 69.558  |
| T 273= 69.560 | T 274= 66.066  | T 275= 65.727  | T 276= 65.389  | T 277= 67.794  | T 278= 68.149  |
| T 279= 69.560 | T 280= 66.075  | T 281= 65.737  | T 282= 65.400  | T 283= 65.064  | T 284= 68.165  |
| T 285= 69.560 | T 286= 66.075  | T 287= 65.737  | T 288= 65.400  | T 289= 65.064  | T 290= 68.165  |
| T 291= 69.560 | T 292= 66.066  | T 293= 65.727  | T 294= 65.389  | T 295= 65.052  | T 296= 68.160  |
| T 297= 70.978 | T 298= 70.978  | T 299= 70.978  | T 300= 70.978  | T 301= 14.264  | T 302= 14.268  |
| T 303= 14.268 | T 304= 14.268  | T 305= -14.655 | T 306= -14.652 | T 307= 70.978  | T 308= 70.978  |
| T 309= 69.560 | T 310= 69.560  | T 311= 69.560  | T 312= 69.560  | T 313= 68.162  | T 314= 68.160  |
| T 315= 39.834 | T 316= 70.978  | T 317= 39.880  | T 400= -459.69 |                |                |

FLOW RATES (LB/HR)

|        |        |        |        |        |        |        |        |        |        |
|--------|--------|--------|--------|--------|--------|--------|--------|--------|--------|
| 2465.7 | 2462.2 | 874.68 | 437.41 | 219.91 | 217.50 | 219.85 | 217.44 | 437.29 | 874.70 |
| 1587.5 | 793.74 | 397.52 | 396.22 | 397.52 | 396.22 | 793.74 | 1587.5 | 874.70 | 437.44 |
| 220.02 | 217.42 | 219.93 | 217.33 | 437.26 | 874.68 | 1587.5 | 793.74 | 397.52 | 396.21 |
| 397.52 | 396.21 | 793.74 | 1587.5 | 2462.2 | 3.6015 | 2465.8 | 874.68 | 1587.5 |        |

PRESSURE DROPS (LB/FT\*\*2)

|        |        |        |        |        |           |        |        |        |        |
|--------|--------|--------|--------|--------|-----------|--------|--------|--------|--------|
| 204.28 | 60944. | 65468. | 13.867 | 379.23 | 379.23    | 379.03 | 379.03 | 14.570 | 16.906 |
| 58619. | 39.344 | 3626.0 | 3626.0 | 3626.0 | 3626.0    | 39.348 | 47.268 | 16.906 | 14.079 |
| 370.61 | 370.61 | 370.30 | 370.30 | 14.382 | 138.27    | 47.268 | 39.348 | 3621.8 | 3621.8 |
| 3621.8 | 3621.8 | 39.352 | 378.18 | 2045.3 | .12941+06 | 205.05 | 811.58 | 7421.1 |        |

PRESSURES (LB/FT\*\*2)

|           |           |        |        |        |        |        |        |        |        |
|-----------|-----------|--------|--------|--------|--------|--------|--------|--------|--------|
| .12982+06 | .12962+06 | 68668. | 3250.2 | 2821.2 | 3186.4 | 2807.2 | 2790.2 | 10050. | 6423.7 |
| 10010.    | 6384.3    | 6337.0 | 2773.3 | 2403.0 | 2759.3 | 2388.7 | 2250.4 | 6289.8 | 2667.9 |
| 6250.4    | 2628.6    | 205.05 | .00000 |        |        |        |        |        |        |

VALVE POSITIONS

|        |        |
|--------|--------|
| .99900 | .34220 |
|--------|--------|

COMPUTER TIME = 2.922 MINUTES

\*\*\*\*\*

|                  |                   |               |                 |               |                 |          |                 |
|------------------|-------------------|---------------|-----------------|---------------|-----------------|----------|-----------------|
| TIME= 3.00000+00 | DTIME= 5.00000-03 | CSOPIN(       | 77)= 2.29959-06 | TEMPCC(       | 11)= 4.99725-04 | REI XCC( | 21)= 6.10352-05 |
| T 1= 70.978      | T 2= 52.804       | T 3= 37.648   | T 4= 24.903     | T 5= 14.135   | T 6= 14.135     |          |                 |
| T 7= 70.978      | T 8= 52.929       | T 9= 37.851   | T 10= 25.155    | T 11= 14.410  | T 12= 14.410    |          |                 |
| T 13= 70.978     | T 14= 52.926      | T 15= 37.846  | T 16= 25.149    | T 17= 14.403  | T 18= 14.403    |          |                 |
| T 19= 70.978     | T 20= 52.803      | T 21= 37.643  | T 22= 24.896    | T 23= 14.123  | T 24= 14.123    |          |                 |
| T 25= 14.267     | T 26= 5.0658      | T 27= -2.8038 | T 28= -9.1350   | T 29= -14.746 | T 30= -14.746   |          |                 |
| T 31= 14.267     | T 32= 5.1231      | T 33= -2.7110 | T 34= -8.9945   | T 35= -14.567 | T 36= -14.567   |          |                 |
| T 37= 14.267     | T 38= 5.1251      | T 39= -2.7076 | T 40= -8.9992   | T 41= -14.560 | T 42= -14.560   |          |                 |



SAMPLE PROBLEM FOR SINDA VERSION 9

|               |                |                |                |                |                |
|---------------|----------------|----------------|----------------|----------------|----------------|
| T 43= 14.267  | T 44= 5.0678   | T 45= -2.8006  | T 46= -9.1297  | T 47= -14.739  | T 48= -14.739  |
| T 49= 70.978  | T 50= 70.621   | T 51= 70.265   | T 52= 69.911   | T 53= 69.558   | T 54= 69.558   |
| T 55= 70.978  | T 56= 70.622   | T 57= 70.268   | T 58= 69.914   | T 59= 69.562   | T 60= 69.562   |
| T 61= 70.978  | T 62= 70.622   | T 63= 70.267   | T 64= 69.914   | T 65= 69.562   | T 66= 69.562   |
| T 67= 70.978  | T 68= 70.621   | T 69= 70.265   | T 70= 69.911   | T 71= 69.558   | T 72= 69.558   |
| T 73= 69.560  | T 74= 69.208   | T 75= 68.857   | T 76= 68.508   | T 77= 68.149   | T 78= 68.149   |
| T 79= 69.560  | T 80= 69.209   | T 81= 68.860   | T 82= 68.511   | T 83= 68.164   | T 84= 68.164   |
| T 85= 69.560  | T 86= 69.209   | T 87= 68.860   | T 88= 68.511   | T 89= 68.164   | T 90= 68.164   |
| T 91= 69.560  | T 92= 69.208   | T 93= 68.858   | T 94= 68.508   | T 95= 68.160   | T 96= 68.160   |
| T 97= 70.978  | T 98= 70.978   | T 99= 70.978   | T 100= 70.978  | T 101= 14.267  | T 102= 14.267  |
| T 103= 14.267 | T 104= 14.267  | T 105= -14.656 | T 106= -14.652 | T 107= 70.978  | T 108= 70.978  |
| T 109= 69.560 | T 110= 69.560  | T 111= 69.560  | T 112= 69.560  | T 113= 68.162  | T 114= 68.159  |
| T 115= 39.833 | T 116= 70.978  | T 117= 39.880  | T 118= 80.000  | T 119= 43.892  | T 120= 70.978  |
| T 201= 70.978 | T 202= 41.611  | T 203= 27.574  | T 204= 15.685  | T 205= 5.5207  | T 206= 14.130  |
| T 207= 70.978 | T 208= 41.922  | T 209= 27.956  | T 210= 16.117  | T 211= 5.9823  | T 212= 14.410  |
| T 213= 70.978 | T 214= 41.915  | T 215= 27.946  | T 216= 16.107  | T 217= 5.9716  | T 218= 14.403  |
| T 219= 70.978 | T 220= 41.603  | T 221= 27.565  | T 222= 15.674  | T 223= 5.5093  | T 224= 14.123  |
| T 225= 14.267 | T 226= -2.9978 | T 227= -10.469 | T 228= -19.350 | T 229= -23.681 | T 230= -14.746 |
| T 231= 14.267 | T 232= -2.7227 | T 233= -10.147 | T 234= -19.188 | T 235= -23.512 | T 236= -14.567 |
| T 237= 14.267 | T 238= -2.7131 | T 239= -10.136 | T 240= -19.184 | T 241= -23.506 | T 242= -14.560 |
| T 243= 14.267 | T 244= -2.9878 | T 245= -10.457 | T 246= -19.346 | T 247= -23.676 | T 248= -14.739 |
| T 249= 70.978 | T 250= 67.432  | T 251= 67.088  | T 252= 66.745  | T 253= 66.404  | T 254= 69.558  |
| T 255= 70.978 | T 256= 67.441  | T 257= 67.098  | T 258= 66.757  | T 259= 66.416  | T 260= 69.562  |
| T 261= 70.978 | T 262= 67.441  | T 263= 67.098  | T 264= 66.757  | T 265= 66.416  | T 266= 69.562  |
| T 267= 70.978 | T 268= 67.432  | T 269= 67.088  | T 270= 66.745  | T 271= 66.404  | T 272= 69.558  |
| T 273= 69.560 | T 274= 66.066  | T 275= 65.726  | T 276= 65.389  | T 277= 64.734  | T 278= 68.149  |
| T 279= 69.560 | T 280= 66.075  | T 281= 65.737  | T 282= 65.400  | T 283= 65.064  | T 284= 68.164  |
| T 285= 69.560 | T 286= 66.075  | T 287= 65.737  | T 288= 65.400  | T 289= 65.064  | T 290= 68.164  |
| T 291= 69.560 | T 292= 66.066  | T 293= 65.726  | T 294= 65.389  | T 295= 65.052  | T 296= 69.160  |
| T 297= 70.978 | T 298= 70.978  | T 299= 70.978  | T 300= 70.978  | T 301= 14.267  | T 302= 14.267  |
| T 303= 14.267 | T 304= 14.267  | T 305= -14.656 | T 306= -14.652 | T 307= 70.978  | T 308= 70.978  |
| T 309= 69.560 | T 310= 69.560  | T 311= 69.560  | T 312= 69.560  | T 313= 68.162  | T 314= 68.159  |
| T 315= 39.833 | T 316= 70.978  | T 317= 39.880  | T 400= -459.69 |                |                |

FLOW RATES (LB/HR)

|        |        |        |        |        |        |        |        |        |        |
|--------|--------|--------|--------|--------|--------|--------|--------|--------|--------|
| 2465.7 | 2462.2 | 874.70 | 437.40 | 219.88 | 217.52 | 219.82 | 217.46 | 437.28 | 874.68 |
| 1587.5 | 793.73 | 397.52 | 396.21 | 397.52 | 396.21 | 793.73 | 1587.5 | 793.43 | 437.43 |
| 220.02 | 217.41 | 219.93 | 217.32 | 437.25 | 874.70 | 1587.5 | 793.73 | 397.52 | 396.21 |
| 397.52 | 396.21 | 793.73 | 1587.5 | 2462.2 | 3.5933 | 2465.8 | 874.70 | 1587.5 |        |

PRESSURE DROPS (LB/FT\*\*2)

|        |        |        |        |        |           |        |        |        |        |
|--------|--------|--------|--------|--------|-----------|--------|--------|--------|--------|
| 204.28 | 60940. | 65468. | 13.867 | 379.23 | 379.23    | 379.02 | 379.02 | 14.070 | 16.926 |
| 58619. | 39.344 | 3626.0 | 3626.0 | 3626.0 | 3626.0    | 39.344 | 47.268 | 14.906 | 14.070 |
| 370.60 | 370.60 | 370.30 | 370.30 | 14.382 | 138.27    | 47.268 | 39.344 | 3621.8 | 3621.8 |
| 3621.8 | 3621.8 | 39.352 | 378.18 | 2045.3 | .12941*06 | 205.05 | 811.60 | 7*21.1 |        |

PRESSURES (LB/FT\*\*2)

|           |           |        |        |        |        |        |        |        |        |
|-----------|-----------|--------|--------|--------|--------|--------|--------|--------|--------|
| .12982*06 | .12962*06 | 68668. | 3200.3 | 2621.2 | 3186.4 | 2807.1 | 2790.2 | 10050. | 6423.6 |
| 10010.    | 6334.3    | 6337.0 | 2773.3 | 2403.0 | 2759.2 | 2348.7 | 2250.4 | 6239.7 | 2667.9 |
| 6250.4    | 2628.6    | 205.05 | .00000 |        |        |        |        |        |        |

VALVE POSITIONS

|        |        |
|--------|--------|
| .99900 | .34220 |
|--------|--------|



SYSTEMS IMPROVED NUMERICAL DIFFERENCING ANALYZER - - - SINDA - - - UNIVAC-1108 FORTRAN-V VERSION

PAGE 4

SAMPLE PROBLEM FOR SINDA VERSION 9

COMPUTER TIME \* 3.886 MINUTES

END OF DATA



• XST CUR  
1. TRM Y

25 FEB 73

14:20:22  
14:20:22

END CUR LCC 1102-0039 L9



ON FPA

25 FEB 73

14:20:22

TELETYPE



FIGURE 12  
 RADIATOR TEMPERATURES FOR SAMPLE PROBLEM

SINDA VERSION 9 SAMPLE PROBLEM

|     |                                   |    |      |
|-----|-----------------------------------|----|------|
| [1] | RADIATOR INLET TEMPERATURE        | -- | DEGF |
| [2] | MAIN RADIATOR OUTLET TEMPERATURE  | -- | DEGF |
| [3] | PRIME TUBE OUTLET TEMPERATURE     | -- | DEGF |
| [4] | MIXED RADIATOR OUTLET TEMPERATURE | -- | DEGF |

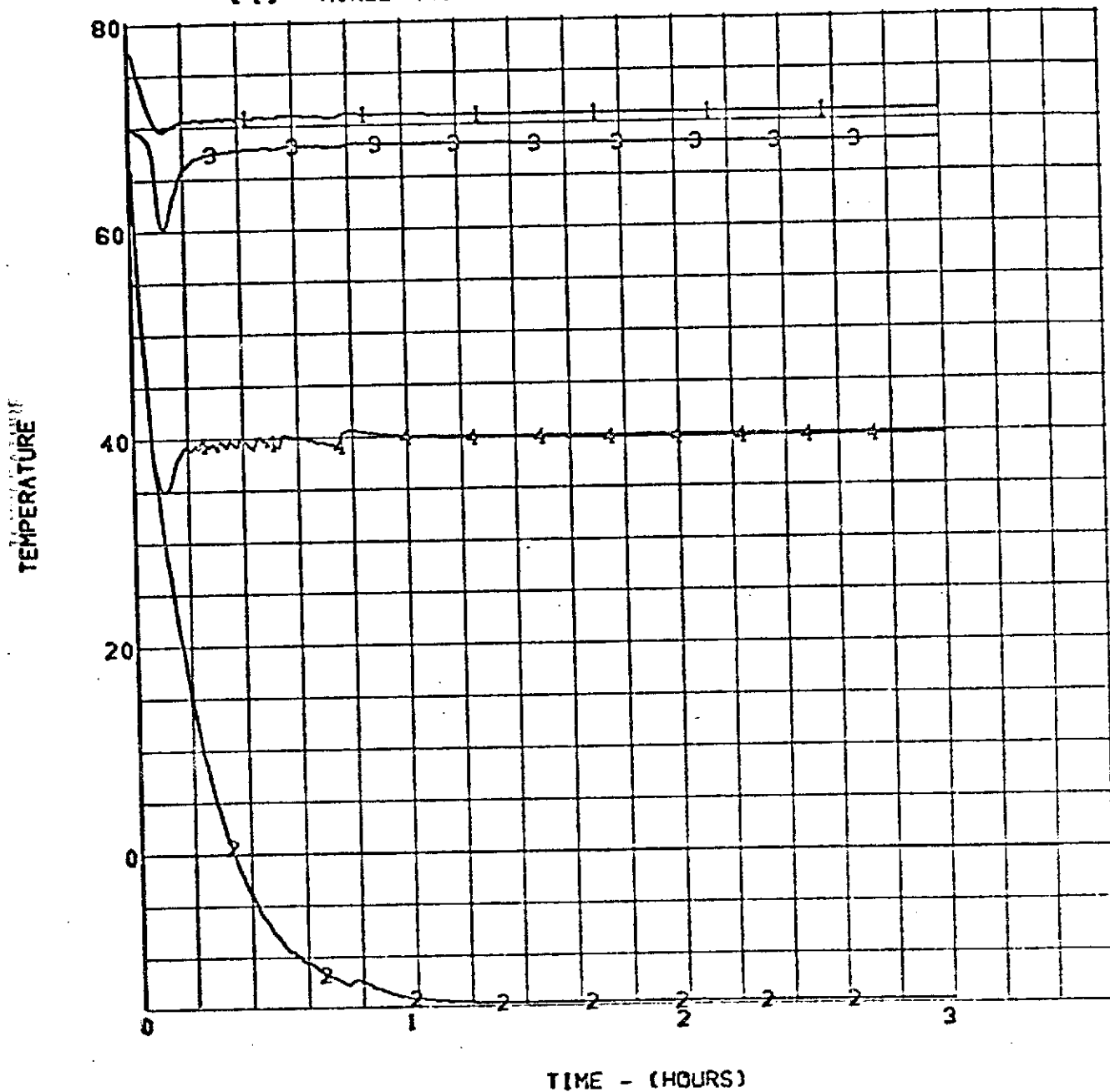


FIGURE 13  
 SYSTEM TEMPERATURES FOR SAMPLE PROBLEM

SINDA VERSION 9 SAMPLE PROBLEM  
 [1] RADIATOR CONTROLLED OUTLET, HX INLET --- DEGF  
 [2] HX OUTLET ON RADIATOR SIDE --- DEGF  
 [3] HX INLET ON WATER SIDE --- DEGF  
 [4] HX OUTLET ON WATER SIDE --- DEGF

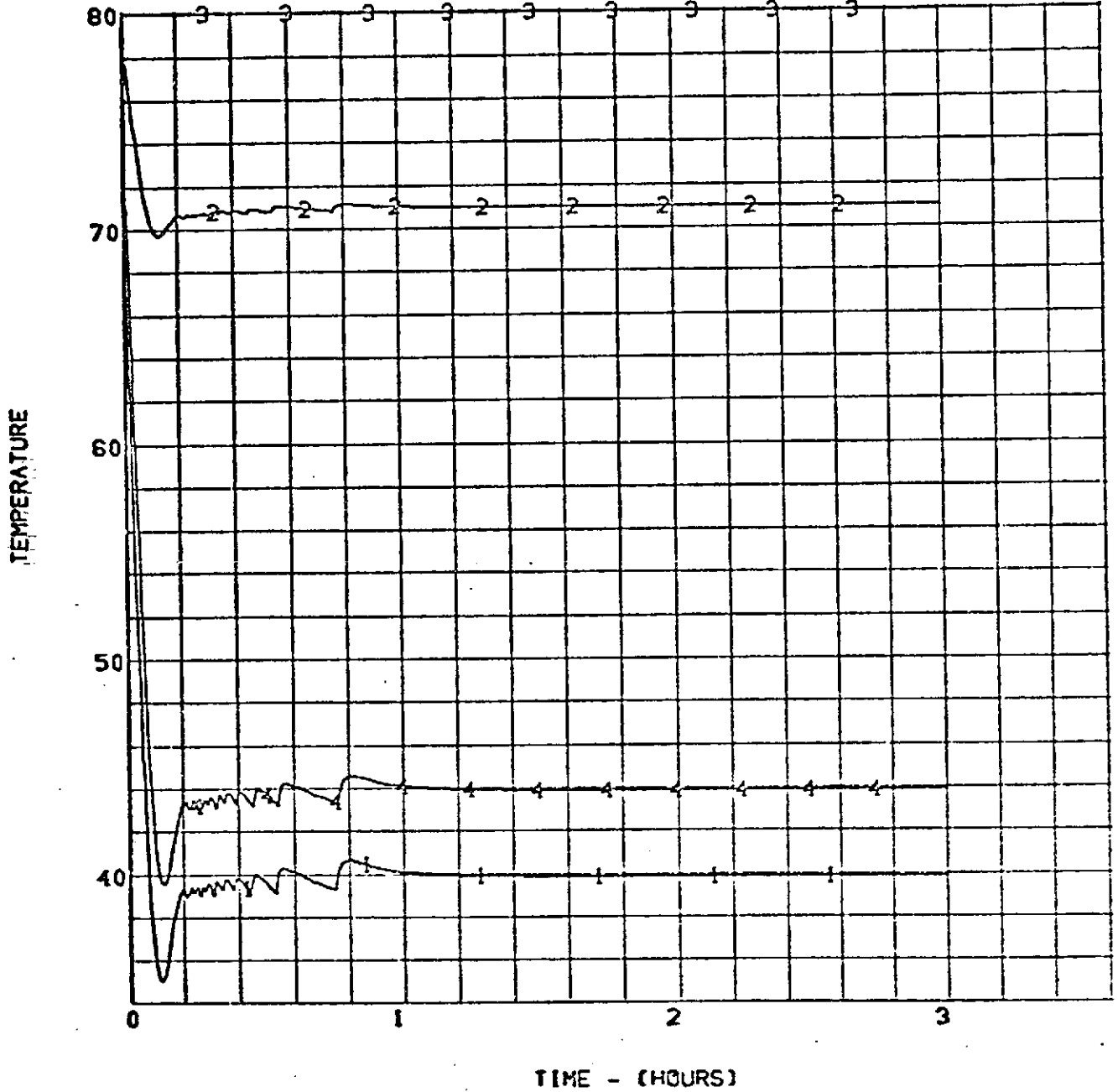


FIGURE 14

SYSTEM PRESSURES FOR SAMPLE PROBLEM

SINDA VERSION 9 SAMPLE PROBLEM  
[1] TOTAL PUMP FLOW RATE -- LB/HR  
[2] TOTAL RADIATOR FLOW RATE -- LB/HR  
[3] BYPASS FLOW RATE -- LB/HR

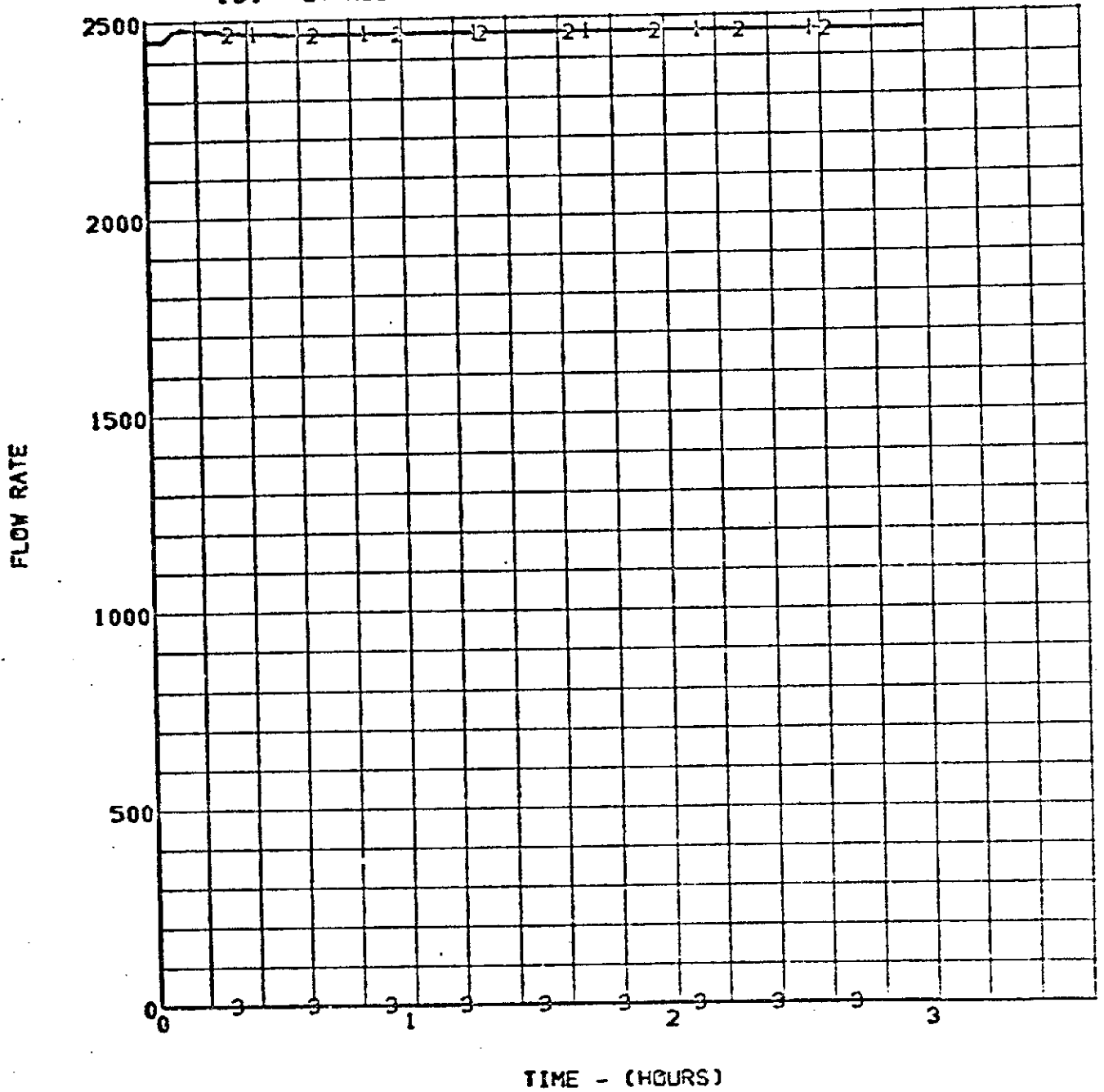


FIGURE 15

RADIATOR FLOW RATES FOR SAMPLE PROBLEM

SINDA VERSION 9 SAMPLE PROBLEM  
[1] TOTAL RADIATOR FLOW RATE -- LB/HR  
[2] MAIN RADIATOR FLOW RATE -- LB/HR  
[3] PRIME TUBE FLOW RATE -- LB/HR

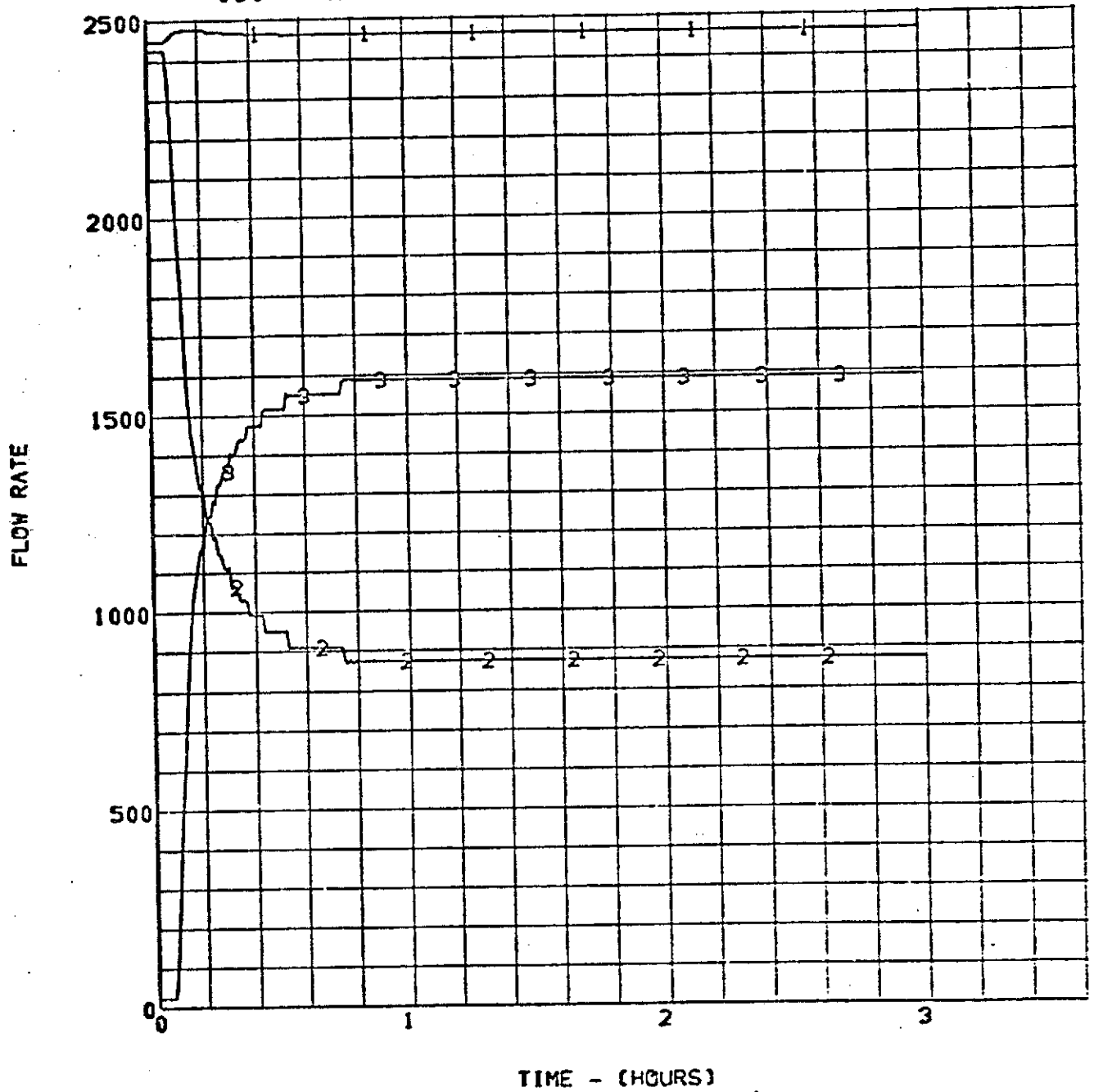


FIGURE 16

PUMP PRESSURES FOR SAMPLE PROBLEM

SINDA VERSION 9 SAMPLE PROBLEM  
[1] PUMP OUTLET PRESSURE -- PSF  
[2] VALVE 1 INLET PRESSURE -- PSF  
[3] VALVE 2 INLET PRESSURE -- PSF  
[4] PUMP INLET PRESSURE -- PSF

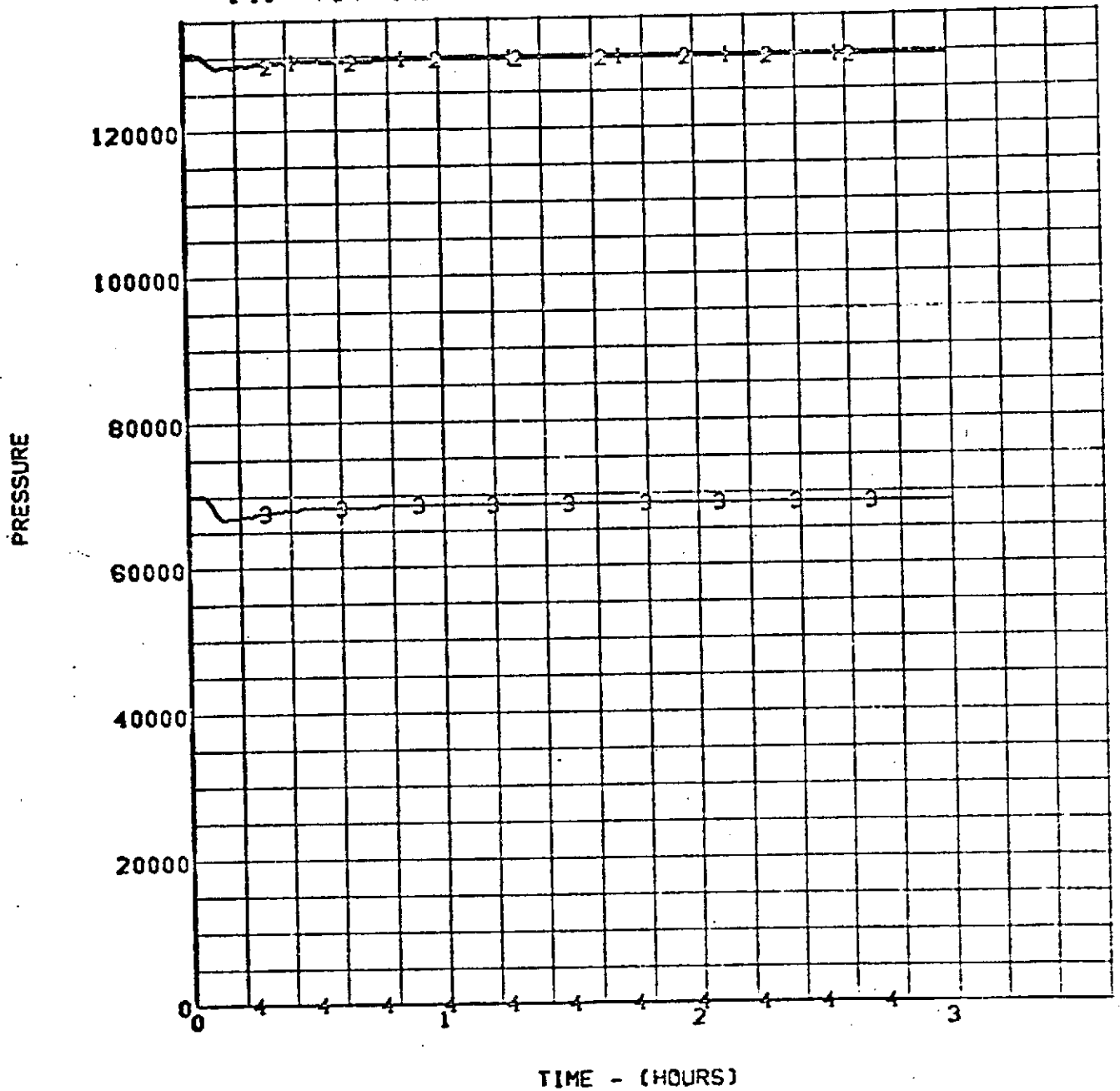
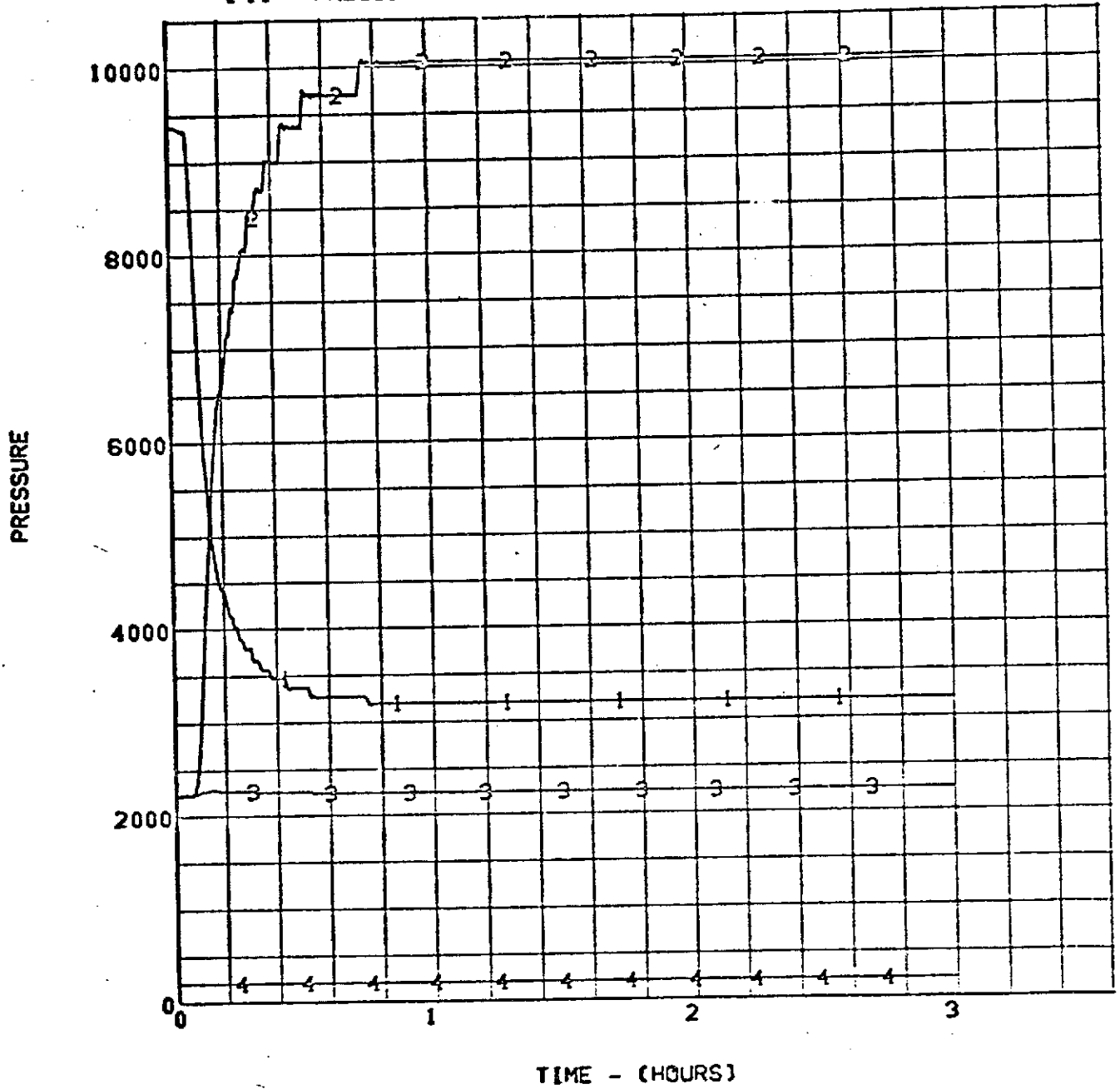


FIGURE 17

SYSTEM PRESSURES FOR SAMPLE PROBLEM

SINDA VERSION 9 SAMPLE PROBLEM  
[1] MAIN RADIATOR INLET PRESSURE -- PSF  
[2] PRIME TUBE INLET PRESSURE -- PSF  
[3] PRESSURE AT RADIATOR OUTLET -- PSF  
[4] PRESSURE AT HX INLET -- PSF



6.0 REFERENCES

1. Oren, J. A., Phillips, M. A., and Williams, D. R.; "Modular Thermal Analysis Routine", LTV Report 00.1524, Vol. I, 27 March 1972.
2. Sellers, J. R., Tribus, M., and Klein, S. J.; "Heat Transfer to Laminar Flow in a Round Tube or Flat Conduit - The Graetz Problem Extended", Transaction of ASME, Vol. 78, 1956, pp 441-448.
3. Echert, E.R.G. and Drake, R. M.; Heat and Mass Transfer, McGraw Hill, New York, 1959.
4. Hardi, P. D., Howell, H. R., Williams, J. H., "Lunar Module Ascent Stage Thermal Simular", LTV Report No. 350.3, 11 August 1957
5. Sparrow, E. M., and Cess, R.D., Radiation Heat Transfer, Brooks/Cole Publishing Co., Belmont, California, 1966.
6. Gaddis, J. L., "Explicit Finite Difference Heat Transfer Program - LVVM25", LTV Report No. 00.823, 29 July 1966.
7. Smith, J. P., "SINDA Users Manual", TRW Report 14690-H001-R0-00, April 1971.

APPENDIX A  
SUBROUTINE LISTINGS

A Fortran listing is presented below for the subroutines which were modified or added to the SINDA preprocessor and user subroutine library which create SINDA/VERSION 9.

.....

.....

.....

.....

.....

.....

.....

.....

.....

.....

.....

.....

.....

.....





111

A-3

|      |   |                                                               |         |       |
|------|---|---------------------------------------------------------------|---------|-------|
| 60.  | C | 10 CONTINUE                                                   | CDR 95  | CDERD |
| 61.  |   | CALL SREADC(1)                                                | CDR 96  | CDERD |
| 62.  |   | IF (COL1.NE.COMMNT) GO TO 20                                  | CDR 97  | CDERD |
| 63.  |   | WRITE (NDUT,670) BLANK,COL27,ALPH,COL1                        | CDR 98  | CDERD |
| 64.  |   | GO TO 10                                                      | CDR 99  | CDERD |
| 65.  |   | 20 CONTINUE                                                   | CDR 100 | CDERD |
| 66.  |   | IF (ALPH(3).EQ.ENDDAT) GO TO 520                              | CDR 101 | CDERD |
| 67.  |   | IF (ALPH(3).EQ.ENDPRM) GO TO 10                               | CDR 102 | CDERD |
| 68.  |   | WRITE (NDUT,620)                                              | CDR 103 | CDERD |
| 69.  |   | WRITE (NDUT,680) ALPH                                         | CDR 104 | CDERD |
| 70.  |   |                                                               | CDR 105 | CDERD |
| 71.  | C |                                                               | CDR 106 | CDERD |
| 72.  | C | DEBUG PRINT IF * IN COLUMN 80                                 | CDR 107 | CDERD |
| 73.  | C |                                                               | CDR 108 | CDERD |
| 74.  |   | IF (ALPH(14).EQ.PRINT) LPRINT=.TRUE.                          | CDR 109 | CDERD |
| 75.  |   | IF (ALPH(3).NE.THERM) GO TO 60                                | CDR 110 | CDERD |
| 76.  | C |                                                               | CDR 111 | CDERD |
| 77.  | C | THERMAL PROBLEM - CHECK FOR LONG OR SHORT PSEUDO COMPUTE SEQ. | CDR 112 | CDERD |
| 78.  | C |                                                               | CDR 113 | CDERD |
| 79.  |   | IF (ALPH(4).NE.PCSLNG) GO TO 30                               | CDR 114 | CDERD |
| 80.  |   | LONG=.TRUE.                                                   | CDR 115 | CDERD |
| 81.  |   | IF (ALPH(5).EQ.ITWO) LONG2=.TRUE.                             | CDR 116 | CDERD |
| 82.  |   | GO TO 80                                                      | CDR 117 | CDERD |
| 83.  |   | 30 IF (ALPH(4).NE.PCSSMT) GO TO 500                           | CDR 118 | CDERD |
| 84.  |   | GO TO 80                                                      | CDR 119 | CDERD |
| 85.  | C |                                                               | CDR 120 | CDERD |
| 86.  | C | CHECK FOR INITIAL PARAMETER RUN                               | CDR 121 | CDERD |
| 87.  | C |                                                               | CDR 122 | CDERD |
| 88.  |   | 40 CONTINUE                                                   | CDR 123 | CDERD |
| 89.  |   | IF (ALPH(3).NE.HINIT) GO TO 50                                | CDR 124 | CDERD |
| 90.  |   | PARINT=.TRUE.                                                 | CDR 125 | CDERD |
| 91.  |   | PCHGID=HINIT                                                  | CDR 126 | CDERD |
| 92.  |   | WRITE (LB3D) (HINIT,I=1,50)                                   | CDR 127 | CDERD |
| 93.  |   | CALL INCORE (0)                                               | CDR 128 | CDERD |
| 94.  |   | GO TO 80                                                      | CDR 129 | CDERD |
| 95.  | C |                                                               | CDR 130 | CDERD |
| 96.  | C | FINAL PARAMETER RUN                                           | CDR 131 | CDERD |
| 97.  | C |                                                               | CDR 132 | CDERD |
| 98.  |   | 50 IF (ALPH(3).NE.FINE) GO TO 510                             | CDR 133 | CDERD |
| 99.  |   | PARFINE=.TRUE.                                                | CDR 134 | CDERD |
| 100. |   | PCHGID=FINE                                                   | CDR 135 | CDERD |
| 101. |   | WRITE (LB3D) (FINE,I=1,50)                                    | CDR 136 | CDERD |
| 102. |   | CALL INCORE (0)                                               | CDR 137 | CDERD |
| 103. |   | GO TO 80                                                      | CDR 138 | CDERD |
| 104. | C |                                                               | CDR 139 | CDERD |
| 105. | C | CHECK FOR GENERAL PROBLEM                                     | CDR 140 | CDERD |
| 106. | C |                                                               | CDR 141 | CDERD |
| 107. |   | 60 CONTINUE                                                   | CDR 142 | CDERD |
| 108. |   | IF (ALPH(3).NE.GENRIP) GO TO 40                               | CDR 143 | CDERD |
| 109. |   | GENRAL=.TRUE.                                                 | CDR 144 | CDERD |
| 110. |   | DO TO I=1,10                                                  | CDR 145 | CDERD |
| 111. |   | LOC(I)=0                                                      | CDR 146 | CDERD |
| 112. |   | 70 CONTINUE                                                   | CDR 147 | CDERD |
| 113. | C |                                                               | CDR 148 | CDERD |
| 114. | C | SET UP TITLE                                                  | CDR 149 | CDERD |
| 115. | C |                                                               | CDR 150 | CDERD |
| 116. |   | 80 CONTINUE                                                   | CDR 151 | CDERD |
| 117. |   | M=0                                                           | CDR 152 | CDERD |
| 118. |   | J1=1                                                          | CDR 153 | CDERD |
| 119. |   | 90 CALL SREADC(2)                                             | CDR 154 | CDERD |
| 120. |   | IF (COL1.NE.COMMNT) GO TO 100                                 | CDR 155 | CDERD |
| 121. |   | WRITE (NDUT,640) BLANK,ALPH,COL1                              | CDR 156 | CDERD |
| 122. |   | GO TO 90                                                      | CDR 157 | CDERD |





111

```

249. NINC=NNEW/5
250. LOC(6)=LOC(5)+LEN(5)
251. LEN(6)=0
252. DO 250 I=7,10
253. LOC(I)=LOC(I-1)+NINC
254. LEN(I)=0
255. 250 CONTINUE
256. CALL DATARD
257. JJIST=LOC(6)
258. JJEND=LOC(6)+LEN(6)-1
259. WRITE (27) (B(JJ),JJ=JJIST,JJEND)
260. CALL WRTPMT(2)
261. CALL WRDTA(2)
262. READ (27) (B(JJ),JJ=JJIST,JJEND)
263. CALL SQUEEZ(6,10)
264. IF (.NOT.LPRINT) GO TO 260
265. WRITE (NOUT,730) NGL,NGR,NGT
266. WRITE (NOUT,700) (I,LOC(I),LEN(I),I=6,10)
267. M=LOC(6)
268. M=LOC(10)+LEN(10)-1
269. WRITE (NOUT,710) (I,IB(I),B(I),B(I),I=M1,M)
270. C
271. C READ (BCD JCONSTANTS DATA) BLOCK
272. C
273. 260 CONTINUE
274. CALL SREADC(1)
275. WRITE (NOUT,670) BLANK,COL27,ALPH,COL1
276. IF (COL1.EQ.COMMNT) GO TO 260
277. IF (ALPH(1).EQ.REMARK) GO TO 260
278. IF (ALPH(3).NE.CONSTB) GO TO 510
279. IF (ALPH(14).EQ.PRINT) KTPRNT=.TRUE.
280. 270 CONTINUE
281. CALL SREADC(1)
282. WRITE (NOUT,670) BLANK,COL27,ALPH,COL1
283. IF (COL1.EQ.COMMNT) GO TO 270
284. KBRNCH=3
285. LNODE=.FALSE.
286. LCOND=.FALSE.
287. LCONST=.TRUE.
288. LARRAY=.FALSE.
289. NNEW=LENBKT-(LOC(10)+LEN(10))+1
290. NINC=NNEW/2
291. LOC(11)=LOC(10)+LEN(10)
292. IF (GENERAL) LOC(11)=1
293. LEN(11)=0
294. LOC(12)=LOC(11)+NINC
295. LEN(12)=0
296. CALL DATARD
297. CALL SQUEEZ (11,12)
298. CALL WRDTA (3)
299. CALL WRTPMT (3)
300. IF (.NOT.LPRINT) GO TO 280
301. WRITE (NOUT,740) NUC,NEC1,NEC2,NCT
302. WRITE (NOUT,750) (I,IFXC(I),IFXC(I),IFXC(I),I=1,50)
303. WRITE (NOUT,700) (I,LOC(I),LEN(I),I=11,12)
304. M=LOC(11)
305. M=LOC(12)+LEN(12)-1
306. WRITE (NOUT,710) (I,IB(I),B(I),B(I),I=M1,M)
307. C
308. C READ (BCD JARRAY DATA) BLOCK
309. C
310. 280 CONTINUE
311. CALL SREADC(1)

```

```

CDR 239 CODERD
CDR 240 CODERD
CDR 241 CODERD
CDR 242 CODERD
CDR 243 CODERD
CDR 244 CODERD
CDR 245 CODERD
CDR 246 CODERD
VERS 7 CODERD
VERS 7 CODERD
VERS 7 CODERD
VERS 7 CODERD
VERS 7 CODERD
VERS 7 CODERD
CDR 250 CODERD
CDR 251 CODERD
CDR 252 CODERD
CDR 253 CODERD
CDR 254 CODERD
CDR 255 CODERD
CDR 256 CODERD
CDR 257 CODERD
CDR 258 CODERD
CDR 259 CODERD
V 6 CODERD
CDR 261 CODERD
CDR 262 CODERD
CDR 263 CODERD
CDR 264 CODERD
CDR 265 CODERD
CDR 266 CODERD
V 6 CODERD
CDR 268 CODERD
CDR 269 CODERD
CDR 270 CODERD
CDR 271 CODERD
CDR 272 CODERD
CDR 273 CODERD
CDR 274 CODERD
CDR 275 CODERD
CDR 276 CODERD
CDR 277 CODERD
CDR 278 CODERD
CDR 279 CODERD
CDR 280 CODERD
CDR 281 CODERD
CDR 282 CODERD
CDR 283 CODERD
CDR 284 CODERD
CDR 285 CODERD
CDR 286 CODERD
CDR 287 CODERD
CDR 288 CODERD
CDR 289 CODERD
CDR 290 CODERD
CDR 291 CODERD
CDR 292 CODERD
CDR 293 CODERD
CDR 294 CODERD
CDR 295 CODERD
V 6 CODERD

```

A-6





6-V

|      |                                                                        |         |        |
|------|------------------------------------------------------------------------|---------|--------|
| 438. | LCOMST=.FALSE.                                                         | CDR 422 | COOERO |
| 439. | LARRAY=.FALSE.                                                         | CDR 423 | COOERO |
| 440. | RETURN                                                                 | CDR 424 | COOERO |
| 441. |                                                                        | CDR 425 | COOERO |
| 442. | C ERROR RETURN                                                         | CDR 426 | COOERO |
| 443. | C                                                                      | CDR 427 | COOERO |
| 444. | 500 WRITE (NDUT,490)                                                   | CDR 428 | COOERO |
| 445. | ERDATA=2.0                                                             | CDR 429 | COOERO |
| 446. | GO TO 520                                                              | CDR 430 | COOERO |
| 447. | 510 WRITE (NDUT,480)                                                   | CDR 431 | COOERO |
| 448. | ERDATA=2.0                                                             | CDR 432 | COOERO |
| 449. | 520 CONTINUE                                                           | CDR 433 | COOERO |
| 450. | ENDRUN=1.0                                                             | CDR 434 | COOERO |
| 451. | RETURN                                                                 | CDR 435 | COOERO |
| 452. | C                                                                      | CDR 436 | COOERO |
| 453. | C PARAMETER RUNS                                                       | CDR 437 | COOERO |
| 454. | C                                                                      | CDR 438 | COOERO |
| 455. | 530 CONTINUE                                                           | CDR 439 | COOERO |
| 456. | LEND=.FALSE.                                                           | CDR 440 | COOERO |
| 457. | NJREAD=.FALSE.                                                         | CDR 441 | COOERO |
| 458. | IST=1                                                                  | CDR 442 | COOERO |
| 459. | IF (GENERAL) IST=3                                                     | CDR 443 | COOERO |
| 460. | DO 610 I=IST,4                                                         | CDR 444 | COOERO |
| 461. | IF (LEND.OR.NJREAD) GO TO 580                                          | CDR 445 | COOERO |
| 462. | 540 CALL SREADC(I)                                                     | V 6     | COOERO |
| 463. | WRITE (NDUT,670) BLANK,COL27,ALPH,COL1                                 | CDR 447 | COOERO |
| 464. | IF (COL1.EQ.COMMNT) GO TO 540                                          | CDR 448 | COOERO |
| 465. | IF (ALPH(1).EQ.REMARK) GO TO 540                                       | CDR 449 | COOERO |
| 466. | IF (ALPH(3).NE.ENDPRM) GO TO 550                                       | CDR 450 | COOERO |
| 467. | LEND=.TRUE.                                                            | CDR 451 | COOERO |
| 468. | GO TO 580                                                              | CDR 452 | COOERO |
| 469. | 550 IBMC=ALPH(3)                                                       | CDR 453 | COOERO |
| 470. | DO 560 J=1,4                                                           | CDR 454 | COOERO |
| 471. | IF (IBMC.EQ.BLOCK(J)) GO TO 570                                        | CDR 455 | COOERO |
| 472. | 560 CONTINUE                                                           | CDR 456 | COOERO |
| 473. | GO TO 510                                                              | CDR 457 | COOERO |
| 474. | 570 CALL SREADC(I)                                                     | V 6     | COOERO |
| 475. | WRITE (NDUT,670) BLANK,COL27,ALPH,COL1                                 | CDR 459 | COOERO |
| 476. | IF (COL1.EQ.COMMNT) GO TO 570                                          | CDR 460 | COOERO |
| 477. | IF (ALPH(3).EQ.REMARK) GO TO 570                                       | CDR 461 | COOERO |
| 478. | 580 CALL INCORE (I)                                                    | CDR 462 | COOERO |
| 479. | IF (ALPH(1).EQ.END) GO TO 600                                          | CDR 463 | COOERO |
| 480. | NJREAD=.TRUE.                                                          | CDR 464 | COOERO |
| 481. | IF (IBMC.NE.BLOCK(I)) GO TO 600                                        | CDR 465 | COOERO |
| 482. | NJREAD=.FALSE.                                                         | CDR 466 | COOERO |
| 483. | KBRNCH=1                                                               | CDR 467 | COOERO |
| 484. | DO 590 J=1,4                                                           | CDR 468 | COOERO |
| 485. | LLOGIC(J)=.FALSE.                                                      | CDR 469 | COOERO |
| 486. | 590 CONTINUE                                                           | CDR 470 | COOERO |
| 487. | LLOGIC(I)=.TRUE.                                                       | CDR 471 | COOERO |
| 488. | CALL CATARD                                                            | CDR 472 | COOERO |
| 489. | 600 CALL WRTOA (I)                                                     | CDR 473 | COOERO |
| 490. | 610 CONTINUE                                                           | CDR 474 | COOERO |
| 491. | GO TO 490                                                              | CDR 475 | COOERO |
| 492. | C                                                                      | CDR 476 | COOERO |
| 493. | C                                                                      | CDR 477 | COOERO |
| 494. | 620 FORMAT (I11//)                                                     | CDR 478 | COOERO |
| 495. | 630 FORMAT (7I,A4,I1,11A6,A2)                                          | CDR 479 | COOERO |
| 496. | 640 FORMAT (A1,13A6,2A1)                                               | CDR 480 | COOERO |
| 497. | 650 FORMAT (7I,A6)                                                     | CDR 481 | COOERO |
| 498. | 660 FORMAT (7I,A4,A1,11A6,A2)                                          | CDR 482 | COOERO |
| 499. | 670 FORMAT (A1,A6,A4,A1,11A6,A2,A1)                                    | CDR 483 | COOERO |
| 500. | 680 FORMAT (6H * * *,82H DATA BLOCKS IN IMPROPER ORDER OR ILLEGAL) 424 | CDR 484 | COOERO |



|      |                                                                               |          |        |
|------|-------------------------------------------------------------------------------|----------|--------|
| 501. | IL BLOCK DESIGNATION ENCOUNTERED .)                                           | COR 485  | CODERD |
| 502. | 090 FORMAT (6H * * * 90H THE PSEUDO COMPUTE SEQUENCE INDICATOR MUST BECOR 486 | COR 486  | CODERD |
| 503. | 1 EITHER SPCS OR LPCS, AND START IN COLUMN 21)                                | COR 487  | CODERD |
| 504. | 700 FORMAT (19H ARRAYS LOC AND LEN,/(3110))                                   | COR 488  | CODERD |
| 505. | 710 FORMAT (12H DATA BUCKET,/(110,120,E20.5,5E,320))                          | COR 489  | CODERD |
| 506. | 720 FORMAT (/4H AND,16,4H ANA,16,4H AND,16,4H ANT,16)                         | COR 490  | CODERD |
| 507. | 730 FORMAT (/4H NGL,16,4H NGR,16,4H NST,16)                                   | COR 491  | CODERD |
| 508. | 740 FORMAT (/4H NUC,16,5H NEC1,16,5H NEC2,16,4H NCT,16)                       | COR 492  | CODERD |
| 509. | 750 FORMAT (/22H FIXED CONSTANTS ARRAY,/(13,120,E20.5,8E,312))                | COR 493  | CODERD |
| 510. | 760 FORMAT (/5H LENA,16)                                                      | COR 494  | CODERD |
| 511. | END                                                                           | COR 495- | CODERD |







|    | SINDA | SINDA | SINDA                                                   | SINDA | SINDA | SINDA | SINDA | SINDA | SINDA | SINDA |
|----|-------|-------|---------------------------------------------------------|-------|-------|-------|-------|-------|-------|-------|
| 1. | PLINK | SEG   | PREPRD-BLKCRD-WRTBLK-STFFB-FINDAM-SQUEEZ-SREADC         |       |       |       |       |       |       | SINDA |
| 2. | D     | SEG   | PLINK-*(EDIT,MUR,GENLNK,A,B-BB,C,F)                     |       |       |       |       |       |       | SINDA |
| 3. | A     | SEG   | PSEUDO-PCS2                                             |       |       |       |       |       |       | SINDA |
| 4. | B     | SEG   | CODERD-DATARD-ERRMES-CONVRT-TYPCNK-QDATA                |       |       |       |       |       |       | SINDA |
| 5. | BB    | SEG   | RELACT-WRTOTA-WRTPMT-INCORE-SETFRT-GENUX-*(INDEX,CONDS) |       |       |       |       | **1   |       | SINDA |
| 6. | C     | SEG   | PRESUB-SINDAH-MXTDFN-ALPINT                             |       |       |       |       |       |       | SINDA |
| 7. | F     | SEG   | SPLIT-SKIP                                              |       |       |       |       |       |       | SINDA |
| 8. | BLK   | BLK   | BUFBLK,MODNEW,MURCRD                                    |       |       |       |       |       |       | SINDA |
| 9. | MUR   | SEG   | MODUR-BUFBLK-MODNEW-MURCRD                              |       |       |       |       |       |       | SINDA |



LISTING OF FILE # 2 OF TAPE A14506

A-14

11

ABSI ABSI ABSI ABSI ABSI ABSI ABSI ABSI ABSI ABSI ABSI

1. FUNCTION ABSI(X)  
2. ABSI = ABSI(X)  
3. RETURN  
4. END

ABSI  
ABSI  
ABSI  
ABSI











MPASS MPASS MPASS MPASS MPASS MPASS MPASS MPASS MPASS MPASS MPASS

```
1. SUBROUTINE CMPASS(SPR,IPR,A,B,L2B,*) CMPASS
2. C CMPASS
3. C THIS SUBROUTINE REDUCES THE COEFFICIENT MATRIX FOR PFGS CMPASS
4. C CMPASS
5. C CMPASS
6. DIMENSION A(1), B(1), L2B(1) CMPASS
7. C CMPASS
8. C CMPASS
9. C CMPASS
10. C LOCATE RELATIVE PRESSURE NODE NUMBER (NPR) OF ACTUAL PRESSURE CMPASS
11. C NODE NUMBER (IPR) WHICH HAS A SPECIFIED PRESSURE (SPR) CMPASS
12. C CMPASS
13. NPR = L2B(1) CMPASS
14. DO 5 NPR=1,MPRN CMPASS
15. IF(IPR .EQ. L2B(NPR+1)) GO TO 10 CMPASS
16. 5 CONTINUE CMPASS
17. RETURN 6 CMPASS
18. C CMPASS
19. C CALCULATE THE STARTING LOCATION OF COLUMN NPR CMPASS
20. C CMPASS
21. 10 LOC = (NPR-1)*NPR/2 CMPASS
22. LD = LOC + NPR + NPR CMPASS
23. C CMPASS
24. C MODIFY THE RIGHT HAND SIDE CMPASS
25. C CMPASS
26. DO 20 J=1,MPRN CMPASS
27. IF(J=NPR) 12,20,15 CMPASS
28. 12 B(J) = B(J) - SPR*A(LOC+J) CMPASS
29. GO TO 20 CMPASS
30. 15 B(J-1) = B(J) - SPR*A(LD) CMPASS
31. LD = LD + J CMPASS
32. 20 CONTINUE CMPASS
33. C CMPASS
34. C CALCULATE THE STARTING LOCATION OF ROW NPR CMPASS
35. C CMPASS
36. LD = LOC + NPR CMPASS
37. NPK = NPR CMPASS
38. C CMPASS
39. C DELETE COLUMN NPR CMPASS
40. C CMPASS
41. NPR = NPR + 1 CMPASS
42. DO 30 J=NPR,MPRN CMPASS
43. DO 25 L=1,J CMPASS
44. C CMPASS
45. C DELETE ROW NPR CMPASS
46. C CMPASS
47. IF(L.EQ. NPK) GO TO 25 CMPASS
48. LOC = LOC + 1 CMPASS
49. A(LOC) = A(LD+L) CMPASS
50. 25 CONTINUE CMPASS
51. LD = LD + J CMPASS
52. 30 CONTINUE CMPASS
53. C CMPASS
54. C DELETE ACTUAL PRESSURE NODE IPR FROM THE LIST OF ACTUAL PRESSURE NODES CMPASS
55. C CMPASS
56. DO 40 J=NPR,MPRN CMPASS
57. L2B(J) = L2B(J+1) CMPASS
58. 40 CONTINUE CMPASS
59. L2B(1) = L2B(1) - 1 CMPASS
```

01.

RETURN  
END

CAPSS  
CAPSS

A-21

| CNFAST | CNFAST | CNFAST                                                    | CNFAST | CNFAST | CNFAST | CNFAST | CNFAST | CNFAST | CNFAST | CNFAST | CNFAST |
|--------|--------|-----------------------------------------------------------|--------|--------|--------|--------|--------|--------|--------|--------|--------|
| 1.     |        | SUBROUTINE CNFAST                                         |        |        |        |        |        |        |        |        | CNFAST |
| 2.     | C      | AN EXPLICIT EXECUTION SUBROUTINE FOR SINDA FORTRAN V      |        |        |        |        |        |        |        |        | CNFAST |
| 3.     | C      | THE SHORT PSEUDO COMPUTE SEQUENCE IS REQUIRED             |        |        |        |        |        |        |        |        | CNFAST |
| 4.     | C      | NODES WITH CSG BELOW DTIMEI RECEIVE STEADY STATE SOLUTION |        |        |        |        |        |        |        |        | CNFAST |
| 5.     | C      | NO BACKING UP IS DONE OR ALLOWED                          |        |        |        |        |        |        |        |        | CNFAST |
| 6.     |        | INCLUDE COMM,LIST                                         |        |        |        |        |        |        |        |        | CNFAST |
| 7.     |        | INCLUDE DEFF,LIST                                         |        |        |        |        |        |        |        |        | CNFAST |
| 8.     |        | IF(KON(5).LE.0) KON(5) = 1                                |        |        |        |        |        |        |        |        | CNFAST |
| 9.     |        | IF(CON(8).LE.0) CON(8) = 1.E+8                            |        |        |        |        |        |        |        |        | CNFAST |
| 10.    |        | IF(CON(9).LE.0) CON(9) = 1.0                              |        |        |        |        |        |        |        |        | CNFAST |
| 11.    |        | IF(CON(18).LE.0) GO TO 999                                |        |        |        |        |        |        |        |        | CNFAST |
| 12.    |        | IF(CON(19).LE.0) CON(19) = 1.E+8                          |        |        |        |        |        |        |        |        | CNFAST |
| 13.    |        | IF(CON(21).LE.0) GO TO 998                                |        |        |        |        |        |        |        |        | CNFAST |
| 14.    |        | IF(KON(31).NE.0) GO TO 995                                |        |        |        |        |        |        |        |        | CNFAST |
| 15.    |        | PASS = -1.0                                               |        |        |        |        |        |        |        |        | CNFAST |
| 16.    |        | NMC = NNA+NND                                             |        |        |        |        |        |        |        |        | CNFAST |
| 17.    |        | IE = NTH                                                  |        |        |        |        |        |        |        |        | CNFAST |
| 18.    |        | NLA = NDIM                                                |        |        |        |        |        |        |        |        | CNFAST |
| 19.    |        | NTH = NTH+NNO                                             |        |        |        |        |        |        |        |        | CNFAST |
| 20.    |        | NDIM = NDIM+NND                                           |        |        |        |        |        |        |        |        | CNFAST |
| 21.    |        | IF(NDIM.LT.0) GO TO 997                                   |        |        |        |        |        |        |        |        | CNFAST |
| 22.    |        | NN = NND+1                                                |        |        |        |        |        |        |        |        | CNFAST |
| 23.    |        | TPRINT = CON(13)                                          |        |        |        |        |        |        |        |        | CNFAST |
| 24.    |        | TSTEP = CON(21)                                           |        |        |        |        |        |        |        |        | CNFAST |
| 25.    |        | TSUM = 0.0                                                |        |        |        |        |        |        |        |        | CNFAST |
| 26.    |        | IF(CON(13)+CON(18).GT.CON(31)) CON(18) = CON(31)-CON(13)  |        |        |        |        |        |        |        |        | CNFAST |
| 27.    | 10     | IF(TSTEP.GT.CON(8)) TSTEP = CON(8)                        |        |        |        |        |        |        |        |        | CNFAST |
| 28.    |        | IF(TSTEP.LT.CON(21)) TSTEP = CON(21)+1.000001             |        |        |        |        |        |        |        |        | CNFAST |
| 29.    |        | IF(TSUM+TSTEP-CON(18)) 20,25,15                           |        |        |        |        |        |        |        |        | CNFAST |
| 30.    | 15     | TSTEP = CON(18)-TSUM                                      |        |        |        |        |        |        |        |        | CNFAST |
| 31.    |        | GO TO 25                                                  |        |        |        |        |        |        |        |        | CNFAST |
| 32.    | 20     | IF(TSUM+2.0*TSTEP.GT.CON(18)) TSTEP = 0.5*(CON(18)-TSUM)  |        |        |        |        |        |        |        |        | CNFAST |
| 33.    | 25     | CON(2) = TSTEP                                            |        |        |        |        |        |        |        |        | CNFAST |
| 34.    |        | CON(1) = TPRINT+TSUM+TSTEP                                |        |        |        |        |        |        |        |        | CNFAST |
| 35.    |        | CON(14) = 0.5*(CON(1)+CON(13))                            |        |        |        |        |        |        |        |        | CNFAST |
| 36.    |        | DO 30 I = 1,NND                                           |        |        |        |        |        |        |        |        | CNFAST |
| 37.    |        | Q(I) = 0.0                                                |        |        |        |        |        |        |        |        | CNFAST |
| 38.    |        | LE = 1E+1                                                 |        |        |        |        |        |        |        |        | CNFAST |
| 39.    | 30     | X(LE) = 0.0                                               |        |        |        |        |        |        |        |        | CNFAST |
| 40.    |        | IF(NNA.LE.0) GO TO 40                                     |        |        |        |        |        |        |        |        | CNFAST |
| 41.    |        | DO 35 I = NN,NMC                                          |        |        |        |        |        |        |        |        | CNFAST |
| 42.    |        | Q(I) = 0.0                                                |        |        |        |        |        |        |        |        | CNFAST |
| 43.    | 35     | CONTINUE                                                  |        |        |        |        |        |        |        |        | CNFAST |
| 44.    | 40     | KON(12) = 0                                               |        |        |        |        |        |        |        |        | CNFAST |
| 45.    |        | CALL VARBL1                                               |        |        |        |        |        |        |        |        | CNFAST |
| 46.    |        | IF(KON(12).NE.0) GO TO 10                                 |        |        |        |        |        |        |        |        | CNFAST |
| 47.    |        | IF(PASS.GT.0.) GO TO 45                                   |        |        |        |        |        |        |        |        | CNFAST |
| 48.    |        | PASS = 1.0                                                |        |        |        |        |        |        |        |        | CNFAST |
| 49.    |        | CON(1) = TPRINT                                           |        |        |        |        |        |        |        |        | CNFAST |
| 50.    |        | CON(2) = 0.0                                              |        |        |        |        |        |        |        |        | CNFAST |
| 51.    |        | CALL OUTCAL                                               |        |        |        |        |        |        |        |        | CNFAST |
| 52.    |        | CON(1) = TPRINT+TSTEP                                     |        |        |        |        |        |        |        |        | CNFAST |
| 53.    |        | CON(2) = TSTEP                                            |        |        |        |        |        |        |        |        | CNFAST |
| 54.    | 45     | J1 = 0                                                    |        |        |        |        |        |        |        |        | CNFAST |
| 55.    |        | J2 = 1                                                    |        |        |        |        |        |        |        |        | CNFAST |
| 56.    |        | DO 85 I = 1,NND                                           |        |        |        |        |        |        |        |        | CNFAST |
| 57.    |        | LE = 1E+1                                                 |        |        |        |        |        |        |        |        | CNFAST |
| 58.    |        | INCLUDE VARC,LIST                                         |        |        |        |        |        |        |        |        | CNFAST |
| 59.    |        | INCLUDE VARD,LIST                                         |        |        |        |        |        |        |        |        | CNFAST |

|      |                                                   |      |  |        |
|------|---------------------------------------------------|------|--|--------|
| 50   | J1 = J1+1                                         |      |  | ENFAST |
| 61.  | LG = FLD(5,16,NSQ(J1))                            |      |  | ENFAST |
| 62.  | IF(LG.EQ.0) GO TO 85                              |      |  | ENFAST |
| 63.  | LTA = FLD(22,14,NSQ(J1))                          |      |  | ENFAST |
| 64.  | INCLUDE VARG,LIST                                 |      |  | ENFAST |
| 65.  | IF(FLD(3,1,NSQ(J1)).EQ.0) GO TO 55                |      |  | ENFAST |
| 66.  | T1 = T(L1)+460.0                                  |      |  | ENFAST |
| 67.  | T2 = T(LTA)+460.0                                 |      |  | ENFAST |
| 68.  | GV = G(LG)*(T1+T1+T2+T2)*(T1+T2)                  |      |  | ENFAST |
| 69.  | GO TO 60                                          |      |  | ENFAST |
| 70.  | 55 GV = G(LG)                                     |      |  | ENFAST |
| 71.  | 40 QDOT = GV*(T(LTA)-T(I))                        |      |  | ENFAST |
| 72.  | Q(I) = Q(I) + QDOT                                | *NEW |  | ENFAST |
| 73.  | X(LE) = X(LE)+GV                                  | *NEW |  | ENFAST |
| 74.  | IF(LTA.GT.NND.OR.FLD(21,1,NSQ(J1)).EQ.1) GO TO 65 | **1  |  | ENFAST |
| 75.  | LEA = IE+LTA                                      |      |  | ENFAST |
| 76.  | X(LEA) = X(LEA)+GV                                |      |  | ENFAST |
| 77.  | Q(LTA) = Q(LTA) - QDOT                            | *NEW |  | ENFAST |
| 78.  | 65 IF(NSQ(J1).GT.0) GO TO 50                      | **1  |  | ENFAST |
| 79.  | 85 CONTINUE                                       |      |  | ENFAST |
| 80.  | CKM = 1.E+8                                       |      |  | ENFAST |
| 81.  | TCGM = 0.0                                        |      |  | ENFAST |
| 82.  | DO 105 I = 1,NND                                  |      |  | ENFAST |
| 83.  | LE = IE+I                                         |      |  | ENFAST |
| 84.  | T1 = C(I)/X(LE)                                   |      |  | ENFAST |
| 85.  | IF(T1.GE.CKM) GO TO 90                            |      |  | ENFAST |
| 86.  | CKM = T1                                          |      |  | ENFAST |
| 87.  | KON(35) = I                                       |      |  | ENFAST |
| 88.  | 90 IF(TSTEP.GT.T1) GO TO 95                       |      |  | ENFAST |
| 89.  | T1 = T(I) + TSTEP*Q(I)/C(I)                       | *NEW |  | ENFAST |
| 90.  | GO TO 100                                         | **1  |  | ENFAST |
| 91.  | 95 T1 = T(I) + T1+Q(I)/C(I)                       | *NEW |  | ENFAST |
| 92.  | 100 T2 = ABS(T1-T(I))                             | **1  |  | ENFAST |
| 93.  | T(I) = T1                                         |      |  | ENFAST |
| 94.  | IF(T2.LT.TCGM) GO TO 105                          |      |  | ENFAST |
| 95.  | TCGM = T2                                         |      |  | ENFAST |
| 96.  | KON(15) = I                                       |      |  | ENFAST |
| 97.  | 105 CONTINUE                                      |      |  | ENFAST |
| 98.  | CON(15) = TCGM                                    |      |  | ENFAST |
| 99.  | CON(17) = CKM                                     |      |  | ENFAST |
| 100. | IF(CKM.LE.0.1) GO TO 996                          |      |  | ENFAST |
| 101. | IF(NNA.LE.0) GO TO 160                            |      |  | ENFAST |
| 102. | LAX = KON(5)                                      |      |  | ENFAST |
| 103. | DAMPN = CON(9)                                    |      |  | ENFAST |
| 104. | DAMPO = 1.0-DAMPN                                 |      |  | ENFAST |
| 105. | DO 150 I = 1,LAX                                  |      |  | ENFAST |
| 106. | KON(20) = I                                       |      |  | ENFAST |
| 107. | RLX = 0.0                                         |      |  | ENFAST |
| 108. | JJ1 = J1                                          |      |  | ENFAST |
| 109. | JJ2 = J2                                          |      |  | ENFAST |
| 110. | DO 145 L = NN,NND                                 |      |  | ENFAST |
| 111. | SUMC = 0.0                                        |      |  | ENFAST |
| 112. | SUMCV = 0.0                                       |      |  | ENFAST |
| 113. | IF(I.GT.1) GO TO 6000                             |      |  | ENFAST |
| 114. | INCLUDE VARG2,LIST                                |      |  | ENFAST |
| 115. | 110 JJ1 = JJ1+1                                   |      |  | ENFAST |
| 116. | LG = FLD(5,16,NSQ(JJ1))                           |      |  | ENFAST |
| 117. | LTA = FLD(22,14,NSQ(JJ1))                         |      |  | ENFAST |
| 118. | IF(I.GT.1) GO TO 4000                             |      |  | ENFAST |
| 119. | INCLUDE VARG2,LIST                                |      |  | ENFAST |
| 120. | C CHECK FOR RADIATION CONDUCTOR                   |      |  | ENFAST |
| 121. | IF(FLD(3,1,NSQ(JJ1)).EQ.0) GO TO 115              |      |  | ENFAST |
| 122. | T1 = T(L1)+460.0                                  |      |  | ENFAST |

|      |                                                               |        |
|------|---------------------------------------------------------------|--------|
| 123. | T2 = TELTA)*460.0                                             | CNFAST |
| 124. | GV = G(LG)*(T1+T1*T2+T2)*(T1+T2)                              | CNFAST |
| 125. | GO TO 120                                                     | CNFAST |
| 126. | 115 GV = G(LG)                                                | CNFAST |
| 127. | T2 = TELTA)                                                   | CNFAST |
| 128. | 120 SUMC = SUMC+GV                                            | CNFAST |
| 129. | SUMCV = SUMCV+GV*T2                                           | CNFAST |
| 130. | C CHECK FOR LAST CONDUCTOR TO THIS NODE                       | CNFAST |
| 131. | IF(NSQ(JJ)).GT.0) GO TO 110                                   | CNFAST |
| 132. | T1 = DAMPN*(SUMCV+Q(L))/SUMC+DAMPD*T(L)                       | CNFAST |
| 133. | T2 = ABS(T(L)-T1)                                             | CNFAST |
| 134. | IF(RLX.GE.T2) GO TO 140                                       | CNFAST |
| 135. | RLX = T2                                                      | CNFAST |
| 136. | KON(37) = L                                                   | CNFAST |
| 137. | 140 TEL) = T1                                                 | CNFAST |
| 138. | 145 CONTINUE                                                  | CNFAST |
| 139. | IF(RLX.LE.CON(19)) GO TO 155                                  | CNFAST |
| 140. | 150 CONTINUE                                                  | CNFAST |
| 141. | 155 CON(30) = RLX                                             | CNFAST |
| 142. | 160 CALL VARBL2                                               | CNFAST |
| 143. | CON(13) = CON(1)                                              | CNFAST |
| 144. | TSUM = TSUM+TSTEP                                             | CNFAST |
| 145. | TSTEP = CNM                                                   | CNFAST |
| 146. | IF(TSUM.LT.CON(18)) GO TO 10                                  | CNFAST |
| 147. | TPRINT = TPRINT+TSUM                                          | CNFAST |
| 148. | CALL OUTCAL                                                   | CNFAST |
| 149. | IF(CON(1)*1.000001.LT.CON(3)) GO TO 5                         | CNFAST |
| 150. | NTH = IE                                                      | CNFAST |
| 151. | NDIM = NLA                                                    | CNFAST |
| 152. | RETURN                                                        | CNFAST |
| 153. | 995 WRITE(6,885)                                              | CNFAST |
| 154. | GO TO 1000                                                    | CNFAST |
| 155. | 996 WRITE (6,886)                                             | CNFAST |
| 156. | GO TO 1000                                                    | CNFAST |
| 157. | 997 WRITE(6,887) NDIM                                         | CNFAST |
| 158. | GO TO 1000                                                    | CNFAST |
| 159. | 998 WRITE (6,888)                                             | CNFAST |
| 160. | GO TO 1000                                                    | CNFAST |
| 161. | 999 WRITE(6,889)                                              | CNFAST |
| 162. | 1000 CALL OUTCAL                                              | CNFAST |
| 163. | CALL EXIT                                                     | CNFAST |
| 164. | 885 FORMAT(46H CNFAST REQUIRES SHORT PSEUDO-COMPUTE SEQUENCE) | CNFAST |
| 165. | 886 FORMAT(22H C/SK ZERO OR NEGATIVE)                         | CNFAST |
| 166. | 887 FORMAT(18,20H LOCATIONS AVAILABLE)                        | CNFAST |
| 167. | 888 FORMAT(10H NO DTIME)                                      | CNFAST |
| 168. | 889 FORMAT(19H NO OUTPUT INTERVAL)                            | CNFAST |
| 169. | END                                                           | CNFAST |

| COMBIN | COMBIN | COMBIN | COMBIN | COMBIN | COMBIN | COMBIN | COMBIN | COMBIN | COMBIN | COMBIN |
|--------|--------|--------|--------|--------|--------|--------|--------|--------|--------|--------|
| 1.     |        |        |        |        |        |        |        |        |        | COMBIN |
| 2.     | C      |        |        |        |        |        |        |        |        | COMBIN |
| 3.     |        |        |        |        |        |        |        |        |        | COMBIN |
| 4.     | C      |        |        |        |        |        |        |        |        | COMBIN |
| 5.     |        |        |        |        |        |        |        |        |        | COMBIN |
| 6.     | C      |        |        |        |        |        |        |        |        | COMBIN |
| 7.     |        |        |        |        |        |        |        |        |        | COMBIN |
| 8.     |        |        |        |        |        |        |        |        |        | COMBIN |
| 9.     | C      |        |        |        |        |        |        |        |        | COMBIN |
| 10.    | C      |        |        |        |        |        |        |        |        | COMBIN |
| 11.    |        |        |        |        |        |        |        |        |        | COMBIN |
| 12.    |        |        |        |        |        |        |        |        |        | COMBIN |
| 13.    |        |        |        |        |        |        |        |        |        | COMBIN |
| 14.    |        |        |        |        |        |        |        |        |        | COMBIN |
| 15.    |        |        |        |        |        |        |        |        |        | COMBIN |
| 16.    |        |        |        |        |        |        |        |        |        | COMBIN |
| 17.    |        |        |        |        |        |        |        |        |        | COMBIN |
| 18.    |        |        |        |        |        |        |        |        |        | COMBIN |
| 19.    |        |        |        |        |        |        |        |        |        | COMBIN |
| 20.    |        |        |        |        |        |        |        |        |        | COMBIN |
| 21.    |        |        |        |        |        |        |        |        |        | COMBIN |
| 22.    |        |        |        |        |        |        |        |        |        | COMBIN |
| 23.    |        |        |        |        |        |        |        |        |        | COMBIN |
| 24.    |        |        |        |        |        |        |        |        |        | COMBIN |
| 25.    |        |        |        |        |        |        |        |        |        | COMBIN |
| 26.    |        |        |        |        |        |        |        |        |        | COMBIN |
| 27.    |        |        |        |        |        |        |        |        |        | COMBIN |
| 28.    |        |        |        |        |        |        |        |        |        | COMBIN |
| 29.    |        |        |        |        |        |        |        |        |        | COMBIN |
| 30.    |        |        |        |        |        |        |        |        |        | COMBIN |
| 31.    |        |        |        |        |        |        |        |        |        | COMBIN |
| 32.    |        |        |        |        |        |        |        |        |        | COMBIN |
| 33.    |        |        |        |        |        |        |        |        |        | COMBIN |
| 34.    |        |        |        |        |        |        |        |        |        | COMBIN |
| 35.    |        |        |        |        |        |        |        |        |        | COMBIN |
| 36.    |        |        |        |        |        |        |        |        |        | COMBIN |
| 37.    |        |        |        |        |        |        |        |        |        | COMBIN |
| 38.    |        |        |        |        |        |        |        |        |        | COMBIN |
| 39.    |        |        |        |        |        |        |        |        |        | COMBIN |
| 40.    |        |        |        |        |        |        |        |        |        | COMBIN |
| 41.    |        |        |        |        |        |        |        |        |        | COMBIN |
| 42.    |        |        |        |        |        |        |        |        |        | COMBIN |
| 43.    |        |        |        |        |        |        |        |        |        | COMBIN |
| 44.    |        |        |        |        |        |        |        |        |        | COMBIN |
| 45.    |        |        |        |        |        |        |        |        |        | COMBIN |
| 46.    |        |        |        |        |        |        |        |        |        | COMBIN |
| 47.    |        |        |        |        |        |        |        |        |        | COMBIN |
| 48.    |        |        |        |        |        |        |        |        |        | COMBIN |
| 49.    |        |        |        |        |        |        |        |        |        | COMBIN |
| 50.    |        |        |        |        |        |        |        |        |        | COMBIN |
| 51.    |        |        |        |        |        |        |        |        |        | COMBIN |
| 52.    |        |        |        |        |        |        |        |        |        | COMBIN |
| 53.    |        |        |        |        |        |        |        |        |        | COMBIN |
| 54.    |        |        |        |        |        |        |        |        |        | COMBIN |
| 55.    |        |        |        |        |        |        |        |        |        | COMBIN |
| 56.    |        |        |        |        |        |        |        |        |        | COMBIN |
| 57.    |        |        |        |        |        |        |        |        |        | COMBIN |
| 58.    |        |        |        |        |        |        |        |        |        | COMBIN |
| 59.    |        |        |        |        |        |        |        |        |        | COMBIN |

A-25





60.  
61.  
62.  
63.  
64.

39 CONTINUE  
IF (K.LE.15)WRITE(6,42)TAPE,ALPHA(KT)  
42 FORMAT(//10X9DATA FROM 12,33M TAPES HAS BEEN COMBINED ON UNIT #2)  
RETURN  
END

COMBIN  
COMBIN  
COMBIN  
COMBIN  
COMBIN



```

COND1 COND1 COND1 COND1 COND1 COND1 COND1 COND1 COND1 COND1
1. SUBROUTINE COND1(NLOC) COND1
2. C COND1
3. DIMENSION NLOC(4) COND1
4. COMMON /ARRAY / NDATA(1) COND1
5. C COND1
6. COMMON /TEMP / T (1) COND1
7. COMMON /COND / G (1) COND1
8. COMMON /FIXCON/ CON(1) COND1
9. COMMON /DIMENS/ ANL, ANA, NNT, NGT COND1
10. C COND1
11. IF(MOD(NLOC(1),4) .EQ. 0) GO TO 20 COND1
12. CALL TOPLIN COND1
13. WRITE(6,10) NLOC(1) COND1
14. 10 FORMAT(7H0 * * INCORRECT NUMBER OF ELEMENTS INPUT TO COND1 FOR COND1
15. 1 CONDUCTION DATA, IC = 15, TH * * *) COND1
16. CALL MLKBCX COND1
17. CALL EXIT COND1
18. C COND1
19. 20 IC = NLOC(1) COND1
20. DO 100 I=1,IC,4 COND1
21. NG = NLOC(I+1) COND1
22. NLT = NLOC(I+2) COND1
23. NTIME = NLOC(I+3) COND1
24. NTEMP = NLOC(I+4) COND1
25. IF(NG .GT. NGT) GO TO 40 COND1
26. IF(NLT .LE. NNT) GO TO 40 COND1
27. 40 CALL TOPLIN COND1
28. WRITE(6,60) (NLOC(I+J),J=1,4) COND1
29. 60 FORMAT(5H0 * * ERROR IN CONDUCTION DATA INPUT TO COND1 * * *) COND1
30. 1 // 5HONG = 14, 6H NLT = 15, 8H NTIME = 16, 8H NTEMP = 16) COND1
31. CALL MLKBCX COND1
32. CALL EXIT COND1
33. C COND1
34. 80 CALL DIDEGL(CON(1),NDATA(NTIME),FTIME) COND1
35. CALL DIDEGL(NLT,NDATA(NTEMP),FTEMP) COND1
36. G(NG) = FTIME+FTEMP COND1
37. 100 CONTINUE COND1
38. C COND1
39. RETURN COND1
40. END COND1

```

A-27

COND2 COND2 COND2 COND2 COND2 COND2 COND2 COND2 COND2 COND2 COND2

```
1. SUBROUTINE COND2(NLOC) COND2
2. C COND2
3. DIMENSION NLOC(1) COND2
4. COMMON /ARRAY / NDATA(1) COND2
5. C COND2
6. COMMON /COND / G (1) COND2
7. COMMON /DIMENS/ NND, NNA, NNT, NGT COND2
8. C COND2
9. EQUIVALENCE (TEMP,FTEMP) COND2
10. C COND2
11. E COND2
12. IF(MOD(NLOC(1),3) .EQ. 0) GO TO 20 COND2
13. CALL TQPLIN COND2
14. WRITE(6,10) NLOC(1) COND2
15. 10 FORMAT(7H0* * * INCORRECT NUMBER OF ELEMENTS INPUT TO COND2 FOR COND2
16. 1 CONDUCTION DATA, IC = 15, 7H * * *) COND2
17. CALL MLKBCK COND2
18. CALL EXIT COND2
19. C COND2
20. 20 IC = NLOC(1) COND2
21. DO 100 I=1,IC,3 COND2
22. NG = NLOC(I+1) COND2
23. NTIME = NLOC(I+2) COND2
24. NTEMP = NLOC(I+3) COND2
25. IF(NG .LE. NGT) GO TO 80 COND2
26. CALL TQPLIN COND2
27. WRITE(6,60) (NLOC(I+J),J=1,3) COND2
28. 60 FORMAT(55H0* * * ERROR IN CONDUCTION DATA INPUT TO COND2 * * * COND2
29. 1 // 5HNG = 14, 8H NTIME = 16, 8H FTEMP = 613.8) COND2
30. CALL MLKBCK COND2
31. CALL EXIT COND2
32. C COND2
33. 80 CALL DIOEG1(CONC(1),NDATA(NTIME),FTIME) COND2
34. G(NG) = FTIME*FTEMP COND2
35. 100 CONTINUE COND2
36. C COND2
37. RETURN COND2
38. END COND2
```

|       |       |       |       |       |       |       |       |       |       |       |
|-------|-------|-------|-------|-------|-------|-------|-------|-------|-------|-------|
| CONVI | CONVI | CONVI | CONVI | CONVI | CONVI | CONVI | CONVI | CONVI | CONVI | CONVI |
|-------|-------|-------|-------|-------|-------|-------|-------|-------|-------|-------|

|     |   |                                                                     |  |  |  |  |  |  |  |       |
|-----|---|---------------------------------------------------------------------|--|--|--|--|--|--|--|-------|
| 1.  |   | SUBROUTINE CONV1(LLOC,MLOC,NLOC)                                    |  |  |  |  |  |  |  | CONVI |
| 2.  | C |                                                                     |  |  |  |  |  |  |  | CONVI |
| 3.  |   | LOGICAL LCP, LMU, LTC                                               |  |  |  |  |  |  |  | CONVI |
| 4.  | C |                                                                     |  |  |  |  |  |  |  | CONVI |
| 5.  |   | DIMENSION LLOC(1), MLOC(1), NLOC(1)                                 |  |  |  |  |  |  |  | CONVI |
| 6.  |   | DIMENSION RDATA(1)                                                  |  |  |  |  |  |  |  | CONVI |
| 7.  | C |                                                                     |  |  |  |  |  |  |  | CONVI |
| 8.  |   | COMMON /ARRAY/ NDATA(1)                                             |  |  |  |  |  |  |  | CONVI |
| 9.  |   | COMMON /TEMP / T (1)                                                |  |  |  |  |  |  |  | CONVI |
| 10. |   | COMMON /COND / G (1)                                                |  |  |  |  |  |  |  | CONVI |
| 11. |   | COMMON /DIMENS/ NND, NNA, NNT, NGT                                  |  |  |  |  |  |  |  | CONVI |
| 12. | C |                                                                     |  |  |  |  |  |  |  | CONVI |
| 13. |   | EQUIVALENCE (RDATA,NDATA)                                           |  |  |  |  |  |  |  | CONVI |
| 14. |   | EQUIVALENCE (NAHT,AHT), (NX,X), (NF1,F1), (NF2,F2)                  |  |  |  |  |  |  |  | CONVI |
| 15. | C |                                                                     |  |  |  |  |  |  |  | CONVI |
| 16. |   | DATA MAX1 /65000/                                                   |  |  |  |  |  |  |  | CONVI |
| 17. | C |                                                                     |  |  |  |  |  |  |  | CONVI |
| 18. | C |                                                                     |  |  |  |  |  |  |  | CONVI |
| 19. |   | IF(LLOC(1) .EQ. 8) GO TO 20                                         |  |  |  |  |  |  |  | CONVI |
| 20. |   | CALL TOPLIN                                                         |  |  |  |  |  |  |  | CONVI |
| 21. |   | WRITE(6,10) LLOC(1)                                                 |  |  |  |  |  |  |  | CONVI |
| 22. |   | 10 FORMAT(11H0* * * INCORRECT NUMBER OF ELEMENTS INPUT TO CONV1 FOR |  |  |  |  |  |  |  | CONVI |
| 23. |   | IFLOW DATA, IC = 15, 7H * * *)                                      |  |  |  |  |  |  |  | CONVI |
| 24. |   | CALL WKBCK                                                          |  |  |  |  |  |  |  | CONVI |
| 25. |   | CALL EXIT                                                           |  |  |  |  |  |  |  | CONVI |
| 26. | C |                                                                     |  |  |  |  |  |  |  | CONVI |
| 27. |   | 20 LZ = LLOC(2)                                                     |  |  |  |  |  |  |  | CONVI |
| 28. |   | LT = LLOC(7)                                                        |  |  |  |  |  |  |  | CONVI |
| 29. | C |                                                                     |  |  |  |  |  |  |  | CONVI |
| 30. |   | IF(NDATA(LZ) .GT. 0) GO TO 40                                       |  |  |  |  |  |  |  | CONVI |
| 31. |   | CALL TOPLIN                                                         |  |  |  |  |  |  |  | CONVI |
| 32. |   | WRITE(6,30) NDATA(LZ)                                               |  |  |  |  |  |  |  | CONVI |
| 33. |   | 30 FORMAT(72H0* * * INCORRECT NUMBER OF ELEMENTS INPUT TO CONV1 FOR |  |  |  |  |  |  |  | CONVI |
| 34. |   | IFLOW RATES, IC = 15, 7H * * *)                                     |  |  |  |  |  |  |  | CONVI |
| 35. |   | GO TO 60                                                            |  |  |  |  |  |  |  | CONVI |
| 36. | C |                                                                     |  |  |  |  |  |  |  | CONVI |
| 37. |   | 40 IF(MOD(NDATA(LT),6) .EQ. 0) GO TO 75                             |  |  |  |  |  |  |  | CONVI |
| 38. |   | CALL TOPLIN                                                         |  |  |  |  |  |  |  | CONVI |
| 39. |   | WRITE(6,50) NDATA(LT)                                               |  |  |  |  |  |  |  | CONVI |
| 40. |   | 50 FORMAT(77H0* * * INCORRECT NUMBER OF ELEMENTS INPUT TO CONV1 FOR |  |  |  |  |  |  |  | CONVI |
| 41. |   | IFLUID TYPE DATA, IC = 15, 7H * * *)                                |  |  |  |  |  |  |  | CONVI |
| 42. |   | 60 WRITE(6,70) (MLOC(I),I=2,7)                                      |  |  |  |  |  |  |  | CONVI |
| 43. |   | 70 FORMAT(50H0 = 16, 6H APR = 16, 6H AGF = 16, 6H AVP = 16,         |  |  |  |  |  |  |  | CONVI |
| 44. |   | 1 7H AFR = 16, 6H APT = 16)                                         |  |  |  |  |  |  |  | CONVI |
| 45. |   | CALL WKBCK                                                          |  |  |  |  |  |  |  | CONVI |
| 46. |   | CALL EXIT                                                           |  |  |  |  |  |  |  | CONVI |
| 47. | C |                                                                     |  |  |  |  |  |  |  | CONVI |
| 48. |   | 75 IF(MLOC(1) .EQ. 5) GO TO 80                                      |  |  |  |  |  |  |  | CONVI |
| 49. |   | CALL TOPLIN                                                         |  |  |  |  |  |  |  | CONVI |
| 50. |   | WRITE(6,76) MLOC(1)                                                 |  |  |  |  |  |  |  | CONVI |
| 51. |   | 76 FORMAT(78H0* * * INCORRECT NUMBER OF ELEMENTS INPUT TO CONV1 FOR |  |  |  |  |  |  |  | CONVI |
| 52. |   | IFLUID PROPERTIES, IC = 15, 7H * * *)                               |  |  |  |  |  |  |  | CONVI |
| 53. |   | CALL WKBCK                                                          |  |  |  |  |  |  |  | CONVI |
| 54. |   | CALL EXIT                                                           |  |  |  |  |  |  |  | CONVI |
| 55. | C |                                                                     |  |  |  |  |  |  |  | CONVI |
| 56. |   | 80 NX = MLOC(2)                                                     |  |  |  |  |  |  |  | CONVI |
| 57. |   | IF(NX .LT. 1 .OR. NX .GT. MAX1) GO TO 82                            |  |  |  |  |  |  |  | CONVI |
| 58. |   | LCP = .TRUE.                                                        |  |  |  |  |  |  |  | CONVI |
| 59. |   | NCP = NX                                                            |  |  |  |  |  |  |  | CONVI |



123.  
124.  
125.  
126.  
127.  
128.  
129.  
130.  
131.

```
180 IF RE .LT. 4*00.01 GO TO 190
 H = 0.023*TC/D*RE**0.8*CBRT(PA)
 GO TO 200
190 H = 0.116*TC/D*(CBRT(RE*RE)-125.0)*CBRT(PA)
200 G(RG) = H*AH
220 CONTINUE
C
 RETURN
 END
```

CONVI  
CONVI  
CONVI  
CONVI  
CONVI  
CONVI  
CONVI  
CONVI  
CONVI

|     | CONV2 | CONV2 | CONV2 | CONV2 | CONV2 | CONV2 | CONV2 | CONV2 | CONV2 | CONV2 | CONV2 |
|-----|-------|-------|-------|-------|-------|-------|-------|-------|-------|-------|-------|
| 1.  |       |       |       |       |       |       |       |       |       |       | CONV2 |
| 2.  | C     |       |       |       |       |       |       |       |       |       | CONV2 |
| 3.  |       |       |       |       |       |       |       |       |       |       | CONV2 |
| 4.  | C     |       |       |       |       |       |       |       |       |       | CONV2 |
| 5.  |       |       |       |       |       |       |       |       |       |       | CONV2 |
| 6.  |       |       |       |       |       |       |       |       |       |       | CONV2 |
| 7.  | C     |       |       |       |       |       |       |       |       |       | CONV2 |
| 8.  |       |       |       |       |       |       |       |       |       |       | CONV2 |
| 9.  |       |       |       |       |       |       |       |       |       |       | CONV2 |
| 10. |       |       |       |       |       |       |       |       |       |       | CONV2 |
| 11. |       |       |       |       |       |       |       |       |       |       | CONV2 |
| 12. | C     |       |       |       |       |       |       |       |       |       | CONV2 |
| 13. |       |       |       |       |       |       |       |       |       |       | CONV2 |
| 14. |       |       |       |       |       |       |       |       |       |       | CONV2 |
| 15. | C     |       |       |       |       |       |       |       |       |       | CONV2 |
| 16. |       |       |       |       |       |       |       |       |       |       | CONV2 |
| 17. | C     |       |       |       |       |       |       |       |       |       | CONV2 |
| 18. | C     |       |       |       |       |       |       |       |       |       | CONV2 |
| 19. |       |       |       |       |       |       |       |       |       |       | CONV2 |
| 20. |       |       |       |       |       |       |       |       |       |       | CONV2 |
| 21. |       |       |       |       |       |       |       |       |       |       | CONV2 |
| 22. |       |       |       |       |       |       |       |       |       |       | CONV2 |
| 23. |       |       |       |       |       |       |       |       |       |       | CONV2 |
| 24. |       |       |       |       |       |       |       |       |       |       | CONV2 |
| 25. |       |       |       |       |       |       |       |       |       |       | CONV2 |
| 26. | C     |       |       |       |       |       |       |       |       |       | CONV2 |
| 27. |       |       |       |       |       |       |       |       |       |       | CONV2 |
| 28. |       |       |       |       |       |       |       |       |       |       | CONV2 |
| 29. | C     |       |       |       |       |       |       |       |       |       | CONV2 |
| 30. |       |       |       |       |       |       |       |       |       |       | CONV2 |
| 31. |       |       |       |       |       |       |       |       |       |       | CONV2 |
| 32. |       |       |       |       |       |       |       |       |       |       | CONV2 |
| 33. |       |       |       |       |       |       |       |       |       |       | CONV2 |
| 34. |       |       |       |       |       |       |       |       |       |       | CONV2 |
| 35. |       |       |       |       |       |       |       |       |       |       | CONV2 |
| 36. | C     |       |       |       |       |       |       |       |       |       | CONV2 |
| 37. |       |       |       |       |       |       |       |       |       |       | CONV2 |
| 38. |       |       |       |       |       |       |       |       |       |       | CONV2 |
| 39. |       |       |       |       |       |       |       |       |       |       | CONV2 |
| 40. |       |       |       |       |       |       |       |       |       |       | CONV2 |
| 41. |       |       |       |       |       |       |       |       |       |       | CONV2 |
| 42. |       |       |       |       |       |       |       |       |       |       | CONV2 |
| 43. |       |       |       |       |       |       |       |       |       |       | CONV2 |
| 44. |       |       |       |       |       |       |       |       |       |       | CONV2 |
| 45. |       |       |       |       |       |       |       |       |       |       | CONV2 |
| 46. |       |       |       |       |       |       |       |       |       |       | CONV2 |
| 47. | C     |       |       |       |       |       |       |       |       |       | CONV2 |
| 48. |       |       |       |       |       |       |       |       |       |       | CONV2 |
| 49. |       |       |       |       |       |       |       |       |       |       | CONV2 |
| 50. |       |       |       |       |       |       |       |       |       |       | CONV2 |
| 51. |       |       |       |       |       |       |       |       |       |       | CONV2 |
| 52. |       |       |       |       |       |       |       |       |       |       | CONV2 |
| 53. |       |       |       |       |       |       |       |       |       |       | CONV2 |
| 54. |       |       |       |       |       |       |       |       |       |       | CONV2 |
| 55. | C     |       |       |       |       |       |       |       |       |       | CONV2 |
| 56. |       |       |       |       |       |       |       |       |       |       | CONV2 |
| 57. |       |       |       |       |       |       |       |       |       |       | CONV2 |
| 58. |       |       |       |       |       |       |       |       |       |       | CONV2 |
| 59. |       |       |       |       |       |       |       |       |       |       | CONV2 |





COMVZ

END

SECRET

```

CONV3 CONV3 CONV3 CONV3 CONV3 CONV3 CONV3 CONV3 CONV3 CONV3 CONV3
1. SUBROUTINE CONV3(NLOC,NLOC) CONV3
2. C CONV3
3. DIMENSION NLOC(1),NLOC(1) CONV3
4. DIMENSION RDATA(1) CONV3
5. C CONV3
6. COMMON /ARRAY/ ADATA(1) CONV3
7. COMMON /TEMP / T (1) CONV3
8. COMMON /COND / G (1) CONV3
9. COMMON /DIMENS/ NND, NNA, NNT, NGT CONV3
10. C CONV3
11. EQUIVALENCE (RDATA,ADATA) CONV3
12. EQUIVALENCE (NANT,AHT) CONV3
13. C CONV3
14. DATA MAXI /65000/ CONV3
15. C CONV3
16. C CONV3
17. IF(NLOC(1) .EQ. 6) GO TO 20 CONV3
18. CALL TOPLIN CONV3
19. IF(NLOC(1) .EQ. 8) GO TO 20 CONV3
20. 10 FORMAT(7H0+ * * * * * INCORRECT NUMBER OF ELEMENTS INPUT TO CONV3 FOR *NEW
21. IFLOW DATA, IC = 15, 7H * * * *) --!
22. CALL MLKBCX CONV3
23. CALL EXIT CONV3
24. C CONV3
25. 20 L2 = NLOC(2) CONV3
26. L7 = NLOC(7) CONV3
27. C CONV3
28. IF(NDATA(L2) .GT. 0) GO TO 80 CONV3
29. CALL TOPLIN CONV3
30. WRITE(6,30) NDATA(L2) CONV3
31. 30 FORMAT(72H0+ * * * * * INCORRECT NUMBER OF ELEMENTS INPUT TO CONV3 FOR
32. IFLOW RATES, IC = 15, 7H * * * *) CONV3
33. 60 WRITE(6,70) (NLOC(I),I=2,7) CONV3
34. 70 FORMAT(5H0AW = 16, 6H APR = 16, 6H AGF = 16, 6H AVP = 16,
35. 1 7H AIFR = 16, 6H AFT = 16) CONV3
36. CALL MLKBCX CONV3
37. CALL EXIT CONV3
38. C CONV3
39. C CONV3
40. 80 IF(MOD(NLOC(1),4) .EQ. 0) GO TO 100 CONV3
41. CALL TOPLIN CONV3
42. WRITE(6,90) NLOC(1) CONV3
43. 90 FORMAT(77H0+ * * * * * INCORRECT NUMBER OF ELEMENTS INPUT TO CONV3 FOR
44. CONVECTION DATA, IC = 15, 7H * * * *) CONV3
45. CALL MLKBCX CONV3
46. CALL EXIT CONV3
47. C CONV3
48. 100 IC = NLOC(1) CONV3
49. DO 220 I=1,IC,4 CONV3
50. NG = NLOC(I+1) CONV3
51. NANT = NLOC(I+2) CONV3
52. ITUBE = NLOC(I+3) CONV3
53. ANW = NLOC(I+4) CONV3
54. IF(NG .GT. NNT) GO TO 110 CONV3
55. IF(ITUBE .LE. ADATA(L2)) GO TO 170 CONV3
56. 110 CALL TOPLIN CONV3
57. WRITE(6,120) (NLOC(I+J),J=1,4) CONV3
58. 120 FORMAT(64H0+ * * * * * ERROR IN CONVECTION DATA INPUT TO CONV3 * * *
59. 1 // SHNG = 14, 6H AHT = 613.8, 8H ITUBE = 14, 6H ANW = 15) CONV3

```

A-35

00000000

60. CALL MLKBC  
61. CALL EXIT  
62. C  
63. 170 CALL D1DEGI(RDATA(L2+ITUBE),NDATA(NHW),M)  
64. 200 G(NG) = M\*AH  
65. 220 CONTINUE  
66. C  
67. RETURN  
68. END

CONV3  
CONV3  
CONV3  
CONV3  
CONV3  
CONV3  
CONV3  
CONV3

20

```

1. SUBROUTINE FLOBAL(NPRN,L14,WIN,NPI,NPO,FROP,OWNE)
2. C
3. LOGICAL LVP, LIFR, LAR, LDP, COP
4. LOGICAL LPR
5. C
6. DIMENSION RDATA(1), EXT(1)
7. C
8. COMMON /ARRAY / NDATA(1)
9. COMMON /FDATA / L2, L3, L4, L5, L6, L7, L8, L9
10. COMMON /FDATA / LVP, LIFR, LAR, LDP
11. COMMON /FDATA / COP, LAR, NAR, RO, LNU, NNU, NNU, GCZ
12. COMMON /XSPACE/ NDIM, NTH, NEXT(1)
13. C
14. EQUIVALENCE (RDATA,NDATA), (EXT,NEXT)
15. C
16. C
17. L20=NDATA(L14)-3
18. L22 = NDATA(L14+2)
19. L23 = NDATA(L14+3)
20. L25 = NTH + 1
21. C
22. C
23. IF(L23 .LT. 1) GO TO 602
24. L40 = NDATA(L23)
25. IF(L40 .LT. 1) GO TO 602
26. C
27. IF(LVP) GO TO 530
28. 510 WRITE(6,520) NDATA(L5), NDATA(L14+1)
29. 520 FORMAT(78H+ * * INCORRECT NUMBER OF ELEMENTS INPUT TO FLOBAL FOR
30. 1 VALVE POSITIONS, IC = 15, 7H * * * // 8X 12HF3R NETWORK A6)
31. CALL WKBCK
32. CALL EXIT
33. C
34. 530 DO 600 J=1,L40
35. L41=NDATA(L23+J)
36. NV = NDATA(L41+1)
37. NTS1 = NDATA(L41+2)
38. NTS2 = NDATA(L41+3)
39. E = NDATA(L41+7)
40. IF(NV .GT. NDATA(L5)) GO TO 510
41. X51 = NDATA(L5+NV)
42. IF(.NOT. COP) GO TO 540
43. RV51 = 0.0
44. RV52 = 0.0
45. 540 IF(NTS1 .LT. 1) GO TO 560
46. IF(NTS1 .GT. NDATA(L2)) GO TO 590
47. RV51 = RDATA(L2+NTS1)*E/X51/X51
48. RDATA(L4+NTS1) = 1.0/(1.0/RDATA(L4+NTS1)+RV51)
49. 560 IF(NTS2 .LT. 1) GO TO 570
50. IF(NTS2 .GT. NDATA(L2)) GO TO 590
51. X52 = 1.0 - X51
52. RV52 = RDATA(L2+NTS2)*E/X52/X52
53. RDATA(L4+NTS2) = 1.0/(1.0/RDATA(L4+NTS2)+RV52)
54. C
55. 570 IF(.NOT. COP) GO TO 600
56. CALL LINECK(3)
57. WRITE(6,580) NV, E, X51, NTS1, RV51, NTS2, RV52
58. 580 FORMAT(/ 7X 7HNV = 110 , 8X 7HE = 613.0,
59. 1 5X 7HNTS1 = 613.0, 5X 7HNTS2 = 110 , 8X 7HNV51 = 613.0/

```

A-37







1110

|      |                                     |                                     |                   |      |        |
|------|-------------------------------------|-------------------------------------|-------------------|------|--------|
| 249. | 1100 FORMAT(                        | TX THNTB = 110 ,                    | 8X THNFRM = 110   | PP-2 | FLOBAL |
| 250. | 1 8X THNTD = 110 ,                  | 8X THGF = 613.8/32X TH(NFRM) 613.8, |                   | +NEW | FLOBAL |
| 251. | 2 5X THPIATQ = 613.8,               | 5X THWOLD = 613.8,                  | 5X THNEW = 613.8) | **1  | FLOBAL |
| 252. | 1120 CONTINUE                       |                                     |                   |      | FLOBAL |
| 253. | IF( .NOT. LPR) GO TO 1160           |                                     |                   | +NEW | FLOBAL |
| 254. | DO 1140 J=1,NPR                     |                                     |                   | +NEW | FLOBAL |
| 255. | NPR = NEXT(L28+J)                   |                                     |                   | +NEW | FLOBAL |
| 256. | RDATA(L3+NPR) = RDATA(L3+NPR) + RPR |                                     |                   | +NEW | FLOBAL |
| 257. | 1140 CONTINUE                       |                                     |                   | +NEW | FLOBAL |
| 258. | RDATA(L3+NPD) = RPR                 |                                     |                   | +NEW | FLOBAL |
| 259. | 1160 NTH = L25 - 1                  |                                     |                   | +NEW | FLOBAL |
| 260. | RETURN                              |                                     |                   | **1  | FLOBAL |
| 261. | END                                 |                                     |                   |      | FLOBAL |





11  
12  
13  
14  
15  
16  
17  
18  
19  
20  
21  
22  
23  
24  
25  
26  
27  
28  
29  
30  
31  
32  
33  
34  
35  
36  
37  
38  
39  
40  
41  
42  
43  
44  
45  
46  
47  
48  
49  
50  
51  
52  
53  
54  
55  
56  
57  
58  
59  
60  
61  
62  
63  
64  
65  
66  
67  
68  
69  
70  
71  
72  
73  
74  
75  
76  
77  
78  
79  
80  
81  
82  
83  
84  
85  
86  
87  
88  
89  
90  
91  
92  
93  
94  
95  
96  
97  
98  
99  
100

END

FLYING TO THE FLOOR

A-43



11

```

FLPNT FLPNT FLPNT FLPNT FLPNT FLPNT FLPNT FLPNT FLPNT FLPNT
1. SUBROUTINE FLPNT(DATA,HEAD) FLPNT
2. C FLPNT
3. DIMENSION DATA(1), HEAD(9) FLPNT
4. C FLPNT
5. COMMON /FIXCON/ L(1) FLPNT
6. C FLPNT
7. EQUIVALENCE (NNT,0) FLPNT
8. C FLPNT
9. C FLPNT
10. C = DATA(1) FLPNT
11. IF(L(20) .EQ. 0 .OR. L(20) .GE. 60) CALL TOPLIN FLPNT
12. WRITE(6,101) HEAD FLPNT
13. L(20) = L(20) + 2 FLPNT
14. NS = 1 FLPNT
15. NF = 10 FLPNT
16. 5 IF(NF .GT. NNT) GO TO 20 *NEW FLPNT
17. 10 WRITE(6,100) (DATA(I+1),I=NS,NF), NF *NEW FLPNT
18. L(20) = L(20) + 1 **9 FLPNT
19. IF(L(20) .GE. 60) CALL TOPLIN FLPNT
20. IF(NF .EQ. NNT) RETURN FLPNT
21. NS = NF + 1 FLPNT
22. NF = NF + 10 *NEW FLPNT
23. GO TO 5 **1 FLPNT
24. 20 WRITE(6,100) (DATA(I+1),I=NS,NNT) *NEW FLPNT
25. IF(L(20) .GE. 60) CALL TOPLIN *NEW FLPNT
26. RETURN *NEW FLPNT
27. 100 FORMAT(1X 5G12.5, 5X 5G12.5, 15) *NEW FLPNT
28. 101 FORMAT(1HD 21A6, A5) **1 FLPNT
29. END FLPNT

```

A-45

```

FLRES FLRES FLRES FLRES FLRES FLRES FLRES FLRES FLRES FLRES
1. SUBROUTINE FLRES(L30,NTB)
2. C
3. LOGICAL LRJ, LPU, COP
4. C
5. DIMENSION RDATA(1)
6. C
7. COMMON /ARRAY/ NDATA(1)
8. COMMON /TEMP / T (1)
9. COMMON /FOOTA / L2, L3, L4, L5, L6, L7, L8, L9
10. COMMON /FOOTA / LVP, LIFR, LAR, LOP
11. COMMON /FOOTA / COP, LRJ, NRJ, RJ, LPU, NPU, YMU, GCZ
12. COMMON /FOOTA / TOL, MIXPASS, EPS, FPDF
13. COMMON /XSPACE/NDIM,NTH,NEXT(1)
14. COMMON /POINTN/LNODE
15. C
16. EQUIVALENCE (RDATA,NDATA), (ML,NHL)
17. C
18. DATA MAXI /65000/
19. C
20. C
21. WNTB = ABS(RDATA(L2+NTB))
22. WM = 4.0*WNTB
23. RSUM = 0.0
24. IC = NDATA(L30)
25. C
26. C FLUID LUMP LOOP
27. C
28. DO 200 I=1,IC,3
29. K = L30 + I
30. NFL = NDATA(K)
31. ITYPE = NDATA(K+1)
32. NTL = NDATA(K+2)
33. LTYPE = L7 + ITYPE*6 - 6
34. WP = RDATA(LTYPE+1)
35. CSA = RDATA(LTYPE+2)
36. FLL = RDATA(LTYPE+3)
37. MFF = RDATA(LTYPE+4)
38. NHL = RDATA(LTYPE+5)
39. FFC = RDATA(LTYPE+6)
40. C
41. IF(LRJ) CALL DIDEGI(T(NFL),NDATA(NRJ),RJ)
42. IF(LPU) CALL DIDEGI(T(NFL),NDATA(NPU),XMU)
43. RE = WM/XMU/WP
44. IF(NHL .GT. 0 .AND. NHL .LT. MAXI) CALL DIDEGI(RE,NDATA(NHL),ML)
45. IF(RE .GT. 2000.0) GO TO 100
46. WMU = XMU
47. IF(LMU) CALL DIDEGI(T(NTL),NDATA(NMU),WMU)
48. FF = 64.0/RE*SQRT(WMU/XMU)
49. GO TO 140
50. 100 IF(MFF .EQ. 0) GO TO 120
51. CALL DIDEGI(RE,NDATA(MFF),FF)
52. GO TO 160
53. 120 IF(RE .LT. 4000.0) GO TO 140
54. FF = 0.316/SQRT(SQRT(RE))
55. GO TO 160
56. 140 FF = 0.2086032052 * RE**(-0.1868265324E-3 * RE**1.6236703735E-7
57. I * RE**(-0.65545818E-11))
58. 160 R = (FF*FFC+FLL/(4.0*CSA/WP)*NHL)*WNTB/GCZ/CSA/RJ
59. RSUM = RSUM + R

```

```

*NEW
*NEW
**1

```

```

*NEW
**1

```

A-46

|     |   |                                                                  |       |
|-----|---|------------------------------------------------------------------|-------|
| 60. | C | IF(.NOT. COP) GO TO 200                                          | FLRES |
| 61. |   | CALL LINECK(5)                                                   | FLRES |
| 62. |   | WRITE(6,180)NEXT(LNODE+NFL),T(NFL),ITYPE,NEXT(LNODE+NTL),T(NTL), | FLRES |
| 63. |   | 1(RDATA(LTYPE+J), J=1,4),FFC,HL,RJ,XMU,RE,FF,R                   | FLRES |
| 64. |   | 180 FORMAT( /                                                    | FLRES |
| 65. |   | 1 5X 7MFL = 110 , 7X 7MFL = 110 , 8X 7MFL = 613.8,               | FLRES |
| 66. |   | 2 7X 7MFL = 613.8 , 5X 7MFL = 613.8 , 8X 7MFL = 613.8,           | FLRES |
| 67. |   | 3 5X 7MFL = 110 , 8X 7MFL = 613.8 / 7X 7MFL = 613.8,             | FLRES |
| 68. |   | 4 5X 7MFL = 613.8 , 5X 7MFL = 613.8 , 5X 7MFL = 613.8,           | FLRES |
| 69. |   | 5 5X 7MFL = 613.8 / 7X 7MFL = 613.8 )                            | FLRES |
| 70. |   | 200 CONTINUE                                                     | FLRES |
| 71. |   | RDATA(L4+NTB) = 1.0/RSUM                                         | FLRES |
| 72. | C |                                                                  | FLRES |
| 73. |   | IF(.NOT. COP) GO TO 300                                          | FLRES |
| 74. |   | CALL LINECK(2)                                                   | FLRES |
| 75. |   | WRITE(6,220) RDATA(L4+NTB)                                       | FLRES |
| 76. |   | 220 FORMAT( / 7X 7MFL = 613.8)                                   | FLRES |
| 77. | C |                                                                  | FLRES |
| 78. |   | 300 RETURN                                                       | FLRES |
| 79. | C |                                                                  | FLRES |
| 80. |   | END                                                              | FLRES |
| 81. |   |                                                                  | FLRES |



FLUX    FLUX    FLUX    FLUX    FLUX    FLUX    FLUX    FLUX    FLUX    FLUX

```

1. SUBROUTINE FLUX(NFLXTP,DATA,NCRV,DQTIME,QTIME)
2. C
3. DIMENSION DATA(1)
4. C
5. COMMON /FLXCOM/ TIMEN
6. C
7. EQUIVALENCE (D,N)
8. C
9. C
10. IF(QTIME .GE. TIMEN) RETURN
11. IF(NFLXTP .GT. 0) READ(4,FLXTP) FLXTIM
12. NFLXTP = IABS(NFLXTP)
13. 10 READ(4,FLXTP) (NP, (DATA(I+2+J*NP+2+J-2*NP-1),I=1,NP,2),
14. 1 (DATA(I+2+J*NP+2+J-2*NP-1),I=2,NP,2),J=1,NCRV)
15. READ(4,FLXTP) FLXTIM
16. QTIME = FLXTIM + DQTIME
17. IF(QTIME .LE. TIMEN) GO TO 10
18. WRITE(6,20) QTIME
19. 20 FORMAT(22H FLUX TABLES ENDING AT 611.5, 15H HAVE BEEN READ)
20. LOC = 1
21. D = DATA(LOC)
22. IC = N
23. DO 30 J=1,IC,2
24. DATA(LOC+J) = DATA(LOC+J) + DQTIME
25. 30 CONTINUE
26. LOC = LOC + IC + 1
27. 40 CONTINUE
28. NFLXTP = -NFLXTP
29. RETURN
30. END

```

A-48





60.  
61.  
62.

60. WRITE(6,FMT) NDATA(ISTRT)  
TO RETURN  
END

GENOUT  
GENOUT  
GENOUT

A-50



```

1. DIMENSION NX(1), MVF(26), MVF(11), NFC(3)
2. DIMENSION YLO(75), YHI(75), ORD(1), BUFR(4000), XY(33000)
3. INTEGER TITLEA(12), TITLEB(20), TITLEC(20), TITLES(9,75)
4. 1 , ITYTLS(9,75), BCDX(4), BCDY(4,11), ITEM(75), ITYPE(75)
5. 2 , IGS(76), KEVA(11), KEYB(12), BLANK
6. 3 , TMSCL(3)
7. DIMENSION LOC(76), ABS(1)
8. DIMENSION ITMAVG(50), AVGL(50), AVGLCC(100), HDR(12)
9. C
10. COMMON NPTS, TPG, BUFR
11. COMMON /XYARY/ XY
12. EQUIVALENCE (BUFR(1), ABS(1)), (BUFR(2001), ORD(1)),
13. 1 (TITLES(1,1), ITYTLS(1,1))
14. EQUIVALENCE (NX, XY)
15. C
16. C ARRAY DEFINITIONS
17. C
18. C ABS - ABSCISSA VALUES FOR THE CURRENT FRAME
19. C BCDX - ITEM NAMES AND DIMENSION INFORMATION ON THE ABSCISSA
20. C BCDY - ITEM NAMES AND DIMENSION INFORMATION ON THE ORDINATE
21. C BUFR - BUFFER FOR READING HISTORY TAPE RECORDS
22. C IGS - ARRAY FOR STORING THE ITEM TYPE INDICES
23. C ITEM - THE ITEM NUMBERS TO BE PLOTTED
24. C ITYPE - THE ITEM TYPES FOR THE RESPECTIVE ITEM NUMBERS
25. C KEVA - ITEM TYPE CODE ARRAY
26. C KEYB - INDEX TO ITEM TYPE IN BUFR ARRAY
27. C LOC - INDEX TO ITEM ON EACH TIME RECORD (ERROR CODE IF NEGATIVE)
28. C ORD - ORDINATE VALUES FOR THE CURRENT FRAME
29. C TITLEA - GENERAL TITLE FOR EACH FRAME
30. C TITLEB - TITLE OF 1-ST AND 2-ND ITEMS ON THE CURRENT FRAME
31. C TITLEC - TITLE OF 3-RD AND 4-TH ITEMS ON THE CURRENT FRAME
32. C TITLES - THE ITEM PLOTTING SYMBOLS AND DESCRIPTIONS
33. C XY - ARRAY FOR ITEMS TO BE PLOTTED (INCLUDING TIME)
34. C YHI - THE MAXIMUM ORDINATE VALUES
35. C YLO - THE MINIMUM ORDINATE VALUES
36. C
37. C WORD DEFINITIONS
38. C
39. C ITEMS - THE NUMBER OF ITEMS PER TIME RECORD FOR PLOTTING - MAX = 75
40. C NGRDS - THE NUMBER OF GRIDS REQUIRED TO SPAN THE RANGE (TZ - TA)
41. C NSIZE - THE NUMBER OF WORDS ALLOTTED TO THE XY ARRAY
42. C NTOTL - NUMBER OF WORDS USED IN THE XY ARRAY
43. C NTYMS - THE NUMBER OF POINTS TO BE PLOTTED (= NSIZE/ITEMS)
44. C NWRDS - THE NUMBER OF ITEMS PER TIME RECORD ON THE HISTORY TAPE
45. C
46. C INITIALIZATION
47. C
48. DATA (BCDX(1),I=1,4) /24H TIME - (*****) /
49. DATA (TMSCL(1),I=1,3) /18M SEC (MIN (HOURS/
50. DATA MVF/'(32X,6HLJADE0,F11.5,22H ***** LOOKING FOR,F11.5,6M**
51. 1*****)/
52. DATA NFC/' SEC. MIN. MRS. '/
53. DATA MVF/'(1M),4PX,23MP (D T P R O G R A M//24X,8HTITLE -,21,
54. 112A6///28X,5HFR3M ,F10.3,10H***** TO , F10.3, 13H***** WITH ,
55. 2F10.3, 15H***** PER GRID//////// //
56. C
57. DATA ((BCDY(1,1),I=1,4),J=1,11) /
58. 1 24H
59. 2 24H

```

```

GEPL007
GEPL008
GEPL009
GEPL010
GEPL011
GEPL012
GEPL013
GEPL014
GEPL015
GEPL016
GEPL017
GEPL018
GEPL019
GEPL020
GEPL021
GEPL022
GEPL023
GEPL024
GEPL025
GEPL026
GEPL027
GEPL028
GEPL029
GEPL030
GEPL031
GEPL032
GEPL033
GEPL034
GEPL035
GEPL036
GEPL037
GEPL038
GEPL039
GEPL040
GEPL041
GEPL042
GEPL043
GEPL044
GEPL045

```

A-51

|      |       |                                                                   |                                              |  |  |  |          |       |
|------|-------|-------------------------------------------------------------------|----------------------------------------------|--|--|--|----------|-------|
| 60.  | 3 24H | PRESSURE                                                          |                                              |  |  |  | GEPLT052 | GEPLT |
| 61.  | 4 24H | VALVE POSITION DATA                                               |                                              |  |  |  | GEPLT053 | GEPLT |
| 62.  | 5 24H |                                                                   |                                              |  |  |  | GEPLT054 | GEPLT |
| 63.  | 6 24H |                                                                   |                                              |  |  |  | GEPLT055 | GEPLT |
| 64.  | 7 24H |                                                                   |                                              |  |  |  | GEPLT056 | GEPLT |
| 65.  | 8 24H | FLOW RATE                                                         |                                              |  |  |  | GEPLT057 | GEPLT |
| 66.  | 9 24H | TEMPERATURE                                                       |                                              |  |  |  | GEPLT058 | GEPLT |
| 67.  | 1 24H | TEMPERATURE                                                       |                                              |  |  |  | GEPLT059 | GEPLT |
| 68.  | 1 24H | TEMPERATURE                                                       |                                              |  |  |  | GEPLT060 | GEPLT |
| 69.  | C     |                                                                   |                                              |  |  |  | GEPLT061 | GEPLT |
| 70.  | C     |                                                                   |                                              |  |  |  | GEPLT062 | GEPLT |
| 71.  |       | DATA KEYS / ZHBU, ZHCH, ZHXX, ZHVP, ZHMT, ZMLB,                   | ITEM TYPE CODES                              |  |  |  | GEPLT063 | GEPLT |
| 72.  | 1     | ZHBT, ZHFR, ZHFT, ZHTT, ZHST                                      |                                              |  |  |  | GEPLT064 | GEPLT |
| 73.  | C     |                                                                   |                                              |  |  |  | GEPLT065 | GEPLT |
| 74.  |       | DATA BLANK /6H                                                    |                                              |  |  |  | GEPLT066 | GEPLT |
| 75.  | C     |                                                                   |                                              |  |  |  | GEPLT067 | GEPLT |
| 76.  |       | DATA D1, D2 /0007700000000, 0050005050505 /                       |                                              |  |  |  | GEPLT068 | GEPLT |
| 77.  | C     |                                                                   |                                              |  |  |  | GEPLT069 | GEPLT |
| 78.  |       | INTEGER PSYM(4)                                                   |                                              |  |  |  | GEPLT070 | GEPLT |
| 79.  |       | DATA (PSYM(1),I=1,4)/24ME1) [2] [3] [4] /                         |                                              |  |  |  | GEPLT071 | GEPLT |
| 80.  |       | EXTERNAL TABLIV                                                   |                                              |  |  |  | GEPLT072 | GEPLT |
| 81.  |       | CALL CHSIZV(2,2)                                                  |                                              |  |  |  | GEPLT073 | GEPLT |
| 82.  |       | CALL RITSTV(12,18,TABLIV)                                         |                                              |  |  |  | GEPLT074 | GEPLT |
| 83.  | C     |                                                                   |                                              |  |  |  | GEPLT075 | GEPLT |
| 84.  |       | CALL RESET                                                        |                                              |  |  |  | GEPLT076 | GEPLT |
| 85.  |       | NCASE = 1                                                         |                                              |  |  |  | GEPLT077 | GEPLT |
| 86.  |       | NSIZE=33000                                                       |                                              |  |  |  | GEPLT078 | GEPLT |
| 87.  |       | GO TO 60                                                          |                                              |  |  |  | GEPLT079 | GEPLT |
| 88.  | 20    | CALL CLOCK(ETIME)                                                 |                                              |  |  |  | GEPLT080 | GEPLT |
| 89.  |       | WRITE (6,40) ETIME                                                |                                              |  |  |  | GEPLT081 | GEPLT |
| 90.  | 40    | FORMAT(///11X,'COMPUTER TIME = ',F10.5,' MINUTES')                |                                              |  |  |  | GEPLT082 | GEPLT |
| 91.  | C     |                                                                   | READ THE CASE CARDS AND PRINT THE HEADINGS   |  |  |  | GEPLT083 | GEPLT |
| 92.  | 60    | READ(5,80,END=160) TITLEA, TA, TZ, TPG, ITMX, PPNT, NTP, NT, INC, |                                              |  |  |  | GEPLT084 | GEPLT |
| 93.  | 1     | IUNIT, ASTRY, ASTOP                                               |                                              |  |  |  | GEPLT085 | GEPLT |
| 94.  | 80    | FORMAT(12A6/3F10.0, 6I5, 2F10.0)                                  |                                              |  |  |  | GEPLT086 | GEPLT |
| 95.  |       | IF(NT .LT. 1) NT = 23                                             |                                              |  |  |  | GEPLT087 | GEPLT |
| 96.  | C     |                                                                   | CHECK FOR COMBINE OPTION                     |  |  |  | GEPLT088 | GEPLT |
| 97.  |       | IF (NTP.EQ.0) GO TO 100                                           |                                              |  |  |  | GEPLT089 | GEPLT |
| 98.  |       | CALL COMBIN(NTP,NT,INC,IUNIT)                                     |                                              |  |  |  | GEPLT090 | GEPLT |
| 99.  |       | CALL CLOCK(ETIME)                                                 |                                              |  |  |  | GEPLT091 | GEPLT |
| 100. |       | WRITE (6,40) ETIME                                                |                                              |  |  |  | GEPLT092 | GEPLT |
| 101. | 100   | INSTRY=NT                                                         |                                              |  |  |  | GEPLT093 | GEPLT |
| 102. | C     |                                                                   |                                              |  |  |  | GEPLT094 | GEPLT |
| 103. | C     |                                                                   | CHECK FOR BLANK - END OF JOB                 |  |  |  | GEPLT095 | GEPLT |
| 104. |       | IF (TPG) 160,160,180                                              |                                              |  |  |  | GEPLT096 | GEPLT |
| 105. | 160   | CALL EXIT                                                         |                                              |  |  |  | GEPLT097 | GEPLT |
| 106. | C     |                                                                   |                                              |  |  |  | GEPLT098 | GEPLT |
| 107. | 180   | IF(ITMX .LT. 1 .OR. ITMX .GT. 3) GO TO 200                        |                                              |  |  |  | GEPLT099 | GEPLT |
| 108. |       | BCDX(3) = TMESCL(ITMX)                                            |                                              |  |  |  | GEPLT100 | GEPLT |
| 109. |       | NVF( 5) = NVC(ITMX)                                               |                                              |  |  |  | GEPLT101 | GEPLT |
| 110. |       | NVF(10) = NVC(ITMX)                                               |                                              |  |  |  | GEPLT102 | GEPLT |
| 111. |       | NVF(15) = NVC(ITMX)                                               |                                              |  |  |  | GEPLT103 | GEPLT |
| 112. |       | NVF(19) = NVC(ITMX)                                               |                                              |  |  |  | GEPLT104 | GEPLT |
| 113. |       | NVF(23) = NVC(ITMX)                                               |                                              |  |  |  | GEPLT105 | GEPLT |
| 114. | 200   | WRITE(6,MVF) TITLEA, TA, TZ, TPG                                  |                                              |  |  |  | GEPLT106 | GEPLT |
| 115. | C     |                                                                   |                                              |  |  |  | GEPLT107 | GEPLT |
| 116. | C     |                                                                   | READ AND PRINT THE HISTORY TAPE HEADER LABEL |  |  |  | GEPLT108 | GEPLT |
| 117. | 240   | READ(INSTRY) HDR, (LOC(I),I=13,26), NSL, (NX(I),I=1,NSL)          |                                              |  |  |  | GEPLT109 | GEPLT |
| 118. |       | LOC(27) = NSL                                                     |                                              |  |  |  | GEPLT110 | GEPLT |
| 119. |       | NSIZE = NSL - NSL                                                 |                                              |  |  |  | GEPLT111 | GEPLT |
| 120. |       | LNJDE = NSIZE                                                     |                                              |  |  |  | GEPLT112 | GEPLT |
| 121. |       | DO 250 I=1,NSL                                                    |                                              |  |  |  | GEPLT113 | GEPLT |
| 122. |       | NX(LNJDE+I) = NX(I)                                               |                                              |  |  |  | GEPLT114 | GEPLT |

|      |                                                                       |             |       |
|------|-----------------------------------------------------------------------|-------------|-------|
| 123. | 250 CONTINUE                                                          | GEPLT175    | GEPLT |
| 124. | C INDEX AND COUNT THE ITEMS ON THE HISTORY TAPE                       | GEPLT177    | GEPLT |
| 125. | KEYB(1) = 1                                                           | GEPLT158    | GEPLT |
| 126. | DO 260 I=2,12                                                         | GEPLT159    | GEPLT |
| 127. | 260 KEYB(I) = KEYB(I-1) + LOC(I+15)                                   | GEPLT160    | GEPLT |
| 128. | MWRDS = KEYB(12)                                                      | GEPLT161    | GEPLT |
| 129. | IF (NCASE.WE.1) GO TO 300                                             | GEPLT162    | GEPLT |
| 130. | WRITE(6,280) HDR, (LOC(I+16),KEYA(I),I=1,11)                          | GEPLT164    | GEPLT |
| 131. | 280 FORMAT(52),25H THE HISTORY TAPE LABEL IS//29X,12#6//18X,22H THE I | GEPLT165    | GEPLT |
| 132. | 1M COUNTS ARE -, 6(16,A2) / 40X 5(16,A2)/////                         | GEPLT166    | GEPLT |
| 133. | C                                                                     | GEPLT167    | GEPLT |
| 134. | 300 IFINIS = 0                                                        | GEPLT167    | GEPLT |
| 135. | JFINIS = 0                                                            | GEPLT168    | GEPLT |
| 136. | C READ THE ITEMS TO BE PLOTTED                                        | GEPLT172    | GEPLT |
| 137. | ITEMS = 76                                                            | GEPLT173    | GEPLT |
| 138. | I = 1                                                                 | GEPLT174    | GEPLT |
| 139. | J = 0                                                                 | GEPLT175    | GEPLT |
| 140. | NOAVG = 0                                                             | GEPLT175    | GEPLT |
| 141. | KSW = 0                                                               | GEPLT175    | GEPLT |
| 142. | 320 READ(5,340) ITEM(I),ITYPE(I),IREL,KAVG,                           | *NEW        | GEPLT |
| 143. | I (YTILES(J,I),J=2,9),VLOC(I),VHT(I)                                  | **1         | GEPLT |
| 144. | 340 FORMAT(15,A2,I1,I2,8A6,2X2F10.0)                                  | *NEW        | GEPLT |
| 145. | C TEST FOR END OF JOB - BLANK CARD                                    | GEPLT179**1 | GEPLT |
| 146. | IF (ITEM(I) .EQ. 0) GO TO 20                                          | GEPLT180    | GEPLT |
| 147. | IF (ITEM(I) .EQ. 0) GO TO 360                                         | GEPLT181    | GEPLT |
| 148. | C                                                                     | GEPLT181    | GEPLT |
| 149. | IF (ITYPE(I) .NE. KEYA(11)) GO TO 344                                 | GEPLT181    | GEPLT |
| 150. | IF (IREL .NE. 0) GO TO 344                                            | *NEW        | GEPLT |
| 151. | IACT = ABS(ITEM(I))                                                   | **3         | GEPLT |
| 152. | DO 341 L=1,NSL                                                        | GEPLT181    | GEPLT |
| 153. | IF (IACT .EQ. NX(LNODE+L)) GO TO 342                                  | GEPLT181    | GEPLT |
| 154. | 341 CONTINUE                                                          | GEPLT181    | GEPLT |
| 155. | GO TO 344                                                             | GEPLT181    | GEPLT |
| 156. | 342 ITEM(I) = ISIGN(L,ITEM(I))                                        | GEPLT181    | GEPLT |
| 157. | 344 CONTINUE                                                          | GEPLT181    | GEPLT |
| 158. | C CHECK FOR NEW GRID SET SPECIFIED BY USER                            | GEPLT182    | GEPLT |
| 159. | IF (ITEM(I) .LT. 0) J = 0                                             | GEPLT183    | GEPLT |
| 160. | IF (ITEM(I) .LT. 0) KSW = 0                                           | GEPLT183    | GEPLT |
| 161. | C                                                                     | GEPLT183    | GEPLT |
| 162. | J = J+1                                                               | GEPLT184    | GEPLT |
| 163. | ITYTLS(1,I) = BLANK                                                   | GEPLT185    | GEPLT |
| 164. | FLD(30,6,ITYTLS(1,I)) = J + KSW + 48                                  | GEPLT186    | GEPLT |
| 165. | IF (KAVG .EQ. 0 .OR. NOAVG .GE. 50) GO TO 345                         | GEPLT186    | GEPLT |
| 166. | NOAVG = NOAVG + 1                                                     | GEPLT186    | GEPLT |
| 167. | ITMAVG(NOAVG) = 1                                                     | GEPLT186    | GEPLT |
| 168. | IF (KAVG .LT. 10) GO TO 345                                           | GEPLT186    | GEPLT |
| 169. | ITMAVG(NOAVG) = -1                                                    | GEPLT186    | GEPLT |
| 170. | FLD(0,30,ITYTLS(1,I)) = 6H YES                                        | GEPLT186    | GEPLT |
| 171. | KSW = KSW + 1                                                         | GEPLT186    | GEPLT |
| 172. | C BUMP ITEM COUNTER AND CHECK FOR MAXIMUM NUMBER OF ITEMS             | GEPLT188    | GEPLT |
| 173. | 345 I = I + 1                                                         | GEPLT188    | GEPLT |
| 174. | IF (I+1 .LT. ITEMS) GO TO 320                                         | GEPLT188    | GEPLT |
| 175. | 360 ITEMS = I                                                         | GEPLT191    | GEPLT |
| 176. | DO 370 L=1,NOAVG                                                      | GEPLT191    | GEPLT |
| 177. | AVG(L) = 0.                                                           | GEPLT191    | GEPLT |
| 178. | 370 CONTINUE                                                          | GEPLT191    | GEPLT |
| 179. | C SET FIRST ITEM FOR NEW GRID SET                                     | GEPLT192    | GEPLT |
| 180. | ITEM(I) = -ABS(ITEM(I))                                               | GEPLT193    | GEPLT |
| 181. | C FIND THE TYPE CODE IN THE KEYA ARRAY                                | GEPLT194    | GEPLT |
| 182. | 380 LOC(I) = 1                                                        | GEPLT195    | GEPLT |
| 183. | I = 1                                                                 | GEPLT196    | GEPLT |
| 184. | 400 J = 11                                                            | GEPLT197    | GEPLT |
| 185. | K = I+1                                                               | GEPLT198    | GEPLT |

```

186. 420 IF (ITYPE(I) .EQ. KEYA(J)) GO TO 460 GEPLT199 GEPLT
187. J = J+1 GEPLT200 GEPLT
188. IF (J .GT. 9) GO TO 420 GEPLT201 GEPLT
189. C INCORRECT TYPE CODEGEPLT202 GEPLT
190. LOC(K) = -1 GEPLT203 GEPLT
191. IACT = ITEM(I) GEPLT
192. IF (ITYPE(I) .NE. KEYA(I)) GO TO 430 GEPLT
193. NN = ABS(IACT) GEPLT
194. IACT = ISIGN(NX(LNODE+NN),ITEM(I)) GEPLT
195. 430 WRITE(6,940) IACT, ITYPE(I) GEPLT
196. 940 FORMAT(48X,4HITEM,1E,4Z,20H TYPE CODE IN ERROR) GEPLT205 GEPLT
197. GO TO 540 GEPLT206 GEPLT
198. C CHECK THE MAGNITUDE OF THE ITEM NUMBERGEPLT207 GEPLT
199. 460 IF ((KEYB(J+1) - KEYB(J)) - ABS(ITEM(I))) 480,520,520 GEPLT208 GEPLT
200. C INCORRECT ITEM NUMBERGEPLT209 GEPLT
201. 480 LOC(K) = -2 GEPLT210 GEPLT
202. IACT = ITEM(I) GEPLT
203. IF (ITYPE(I) .NE. KEYA(I)) GO TO 490 GEPLT
204. NN = ABS(IACT) GEPLT
205. IACT = ISIGN(NX(LNODE+NN),ITEM(I)) GEPLT
206. 490 WRITE(6,500) IACT, ITYPE(I) GEPLT
207. 500 FORMAT (48X,4HITEM,1E,4Z,17H IS OUT OF RANGE) GEPLT212 GEPLT
208. GO TO 540 GEPLT213 GEPLT
209. C GEPLT214 GEPLT
210. 520 LOC(K) = KEYB(J)+ABS(ITEM(I)) GEPLT215 GEPLT
211. C SAVE FUNCTION TYPE INDEXGEPLT216 GEPLT
212. 540 IGS(I) = J GEPLT217 GEPLT
213. C BUMP ITEM NUMBER AND TEST FOR LAST ITEMGEPLT219 GEPLT
214. I = I+1 GEPLT220 GEPLT
215. IF (I .LT. ITEMS) GO TO 400 GEPLT221 GEPLT
216. C GEPLT222 GEPLT
217. C START LOADING THE DATA FROM THE HISTORY TAPEGEPLT223 GEPLT
218. C GEPLT224 GEPLT
219. C COMPUTE THE MAXIMUM NUMBER OF RECORDSGEPLT225 GEPLT
220. 560 NTYMS = NSIZE/ITEMS GEPLT226 GEPLT
221. WRITE (6,580) GEPLT227 GEPLT
222. 580 FORMAT(1H1,4X,40HPOSITIONING AND READING THE HISTORY TAPE/) GEPLT228 GEPLT
223. C POSITION THE HISTORY TAPEGEPLT229 GEPLT
224. NTPTS = 0 GEPLT
225. J = 1 GEPLT230 GEPLT
226. J = 1 GEPLT231 GEPLT
227. 600 READ (INSTRY) (BUFR(L),L=1,NWRDS) GEPLT232 GEPLT
228. C CHECK FOR END OF DATA FILEGEPLT233 GEPLT
229. IF (BUFR(1).LT.0.0) GO TO 780 GEPLT234 GEPLT
230. C CHECK FOR REQUESTED START TIMEGEPLT235 GEPLT
231. IF (BUFR(1).LT.TA) GO TO 620 GEPLT236 GEPLT
232. GO TO 660 GEPLT237 GEPLT
233. 620 IF(MPNT .EQ. 1) WRITE(6,NVF) BUFR(1), TA GEPLT
234. GO TO 600 GEPLT
235. 660 IF(MPNT .EQ. 1) WRITE(6,NVF) BUFR(1), TZ GEPLT
236. C CHECK FOR REQUESTED FINAL TIMEGEPLT242 GEPLT
237. IF (BUFR(1) .GT. TZ) IFINIS = 1 GEPLT243 GEPLT
238. C PICK UP THE ITEM/ITYPE ARRAY QUANTITIESGEPLT244 GEPLT
239. DO 740 L=1,ITEMS GEPLT245 GEPLT
240. M = LOC(L) GEPLT246 GEPLT
241. C CHECK FOR ERROR ITEMGEPLT247 GEPLT
242. IF (M .LT. 0) GO TO 740 GEPLT248 GEPLT
243. 680 XY(J) = BUFR(M) GEPLT255 GEPLT
244. C BUMP THE XY ARRAY SUBSCRIPTGEPLT262 GEPLT
245. 740 J = J+1 GEPLT263 GEPLT
246. IF(NDANG .EQ. 0) GO TO 752 GEPLT
247. IF(BUFR(1) .LT. ASTRF-.0005 .OR. BUFR(1) .GT. AITJP+.0005) GEPLT
248. X GO TO 752 GEPLT263 GEPLT

```

```

249. NTPTS = NTPTS + 1
250. STOP = BUFR(1)
251. DJ 749 L=1,NDAVG
252. MM = IABS(ITMAVG(L))
253. M = LDC(M+1)
254. IF(M .LT. 0) GO TO 749
255. M = MM + J - ITEMS
256. AVGL(1) = AVGL(1) + XY(M)
257. IF(NTPTS .GT. 1) GO TO 743
258. ISTART = 1 - 1
259. START = BUFR(1)
260. AVGLDC(L) = BUFR(1)
261. AVGLDC(L+50) = BUFR(1)
262. AVG (L+50) = XY(M)
263. AVG (L+100) = XY(M)
264. GO TO 749
265. 743 IF(XY(M) .LE. AVGL(L+50)) GO TO 746
266. AVGLDC(L) = BUFR(1)
267. AVG (L+50) = XY(M)
268. GO TO 749
269. 746 IF(XY(M) .GE. AVGL(L+100)) GO TO 749
270. AVGLDC(L+50) = BUFR(1)
271. AVG (L+100) = XY(M)
272. 749 CONTINUE
273. 752 LJ = J - ITEMS + 1
274. LJI = J - 1
275. IF(MPT .EQ. 1) WRITE(6,760) (XY(L),L=LJ,LJI)
276. 760 FORMAT (10F11.3)
277. IF (IFINIS .EQ. 1) GO TO 800
278. I = I+1
279. C
280. IF (I .LE. NTYMS) GO TO 800
281. 780 NTYMS = I-1
282. GO TO 820
283. 800 NTYMS = I
284. C
285. 820 NTOTL = J-1
286. REWIND INSTAY
287. WRITE(6,840) ITEMS, I, NTOTL
288. 840 FORMAT (10I,110,42H DATA VALUES HAVE BEEN STORED FOR EACH OF,16,
289.) 13H TIME POINTS/1X110,30H DATA VALUES HAVE BEEN STORED)
290. C
291. IF(NTPTS .EQ. 0) GO TO 852
292. WRITE(6,843) HDR, NTPTS, ASTART, ASTOP, START, STOP
293. 843 FORMAT(1H1 12A6/
294. X 'OTHE NUMERICAL AVERAGES FOR THE FOLLOWING ITEMS WERE REQUESTED'
295. X ' FOR THE ' I4, ' TIME POINTS'// BEGINNING WITH' F7.3,
296. X ' MRS., AND ENDING WITH' F7.3, ' HRS.'// ACTUAL TIMES --' F7.3,
297. X ' MRS., AND ' F7.3, ' HRS.'// ITEM TYPE DESCRPT
298. XION' 41X 'AVERAGE' TX 'MAX VALUE' SX 'TIME' TX 'MIN VALUE' SX 'TIME'//)
299. TPTS = NTPTS
300. DJ 849 L=1,NDAVG
301. M = IABS(ITMAVG(L))
302. MM = LDC(M+1)
303. IF(MM .LT. 0) GO TO 849
304. AVGL(1) = AVGL(1)/TPTS
305. IACT = ITEM(M)
306. IF(ITYPE(M) .NE. KEVAL(1)) GO TO 845
307. MM = IABS(IACT)
308. IACT = ISIGN(MX(LNDC(M+MM)), ITEM(M))
309. 845 WRITE(6,846) IACT, ITYPE(M), (TITLE(J,M),J=2,9), AVGL(1),
310. X AVGL(L+50), AVGLDC(L), AVGL(L+100), AVGLDC(L+50)
311. 846 FORMAT(12I5, 4XA2, 5I8A6, 1YF10.2, 2I6XF10.2, 2I6F7.3)

```

```

GEPL01
GEPL02
GEPL03
GEPL04
GEPL05
GEPL06
GEPL07
GEPL08
GEPL09
GEPL10
GEPL11
GEPL12
GEPL13
GEPL14
GEPL15
GEPL16
GEPL17
GEPL18
GEPL19
GEPL20
GEPL21
GEPL22
GEPL23
GEPL24
GEPL25
GEPL26
GEPL27
GEPL28
GEPL29
GEPL30
GEPL31
GEPL32
GEPL33
GEPL34
GEPL35
GEPL36
GEPL37
GEPL38
GEPL39
GEPL40
GEPL41
GEPL42
GEPL43
GEPL44
GEPL45
GEPL46
GEPL47
GEPL48
GEPL49
GEPL50
GEPL51
GEPL52
GEPL53
GEPL54
GEPL55
GEPL56
GEPL57
GEPL58
GEPL59
GEPL60
GEPL61
GEPL62
GEPL63
GEPL64
GEPL65
GEPL66
GEPL67
GEPL68
GEPL69
GEPL70
GEPL71
GEPL72
GEPL73
GEPL74
GEPL75
GEPL76
GEPL77
GEPL78
GEPL79
GEPL80
GEPL81
GEPL82
GEPL83
GEPL84
GEPL85
GEPL86
GEPL87
GEPL88
GEPL89
GEPL90
GEPL91
GEPL92
GEPL93
GEPL94
GEPL95
GEPL96
GEPL97
GEPL98
GEPL99
GEPL00

```

```

312. 849 CONTINUE
313. 852 CONTINUE
314. C
315. 920 I = 1
316. 940 J = 1
317. C
318. YB = VLOC(I)
319. VT = VHI(I)
320. LYS = -1
321. IF (VT-YB) 960,960,980
322. 960 YB = 1.E10
323. VT = -1.E10
324. 980 K = I+1
325. C
326. IF (LOC(K) .LT. 0) GO TO 1020
327. IF ((VHI(I)-VLOC(I)).GT.0.01) LYS = 1
328. C
329. DO 1000 L=K,NTOTL,ITEMS
330. YB = AMIN1(XV(L),YB)
331. 1000 VT = AMAX1(XV(L),VT)
332. C
333. 1020 I = I+1
334. IF (I .LT. ITEMS) GO TO 1040
335. JFINIS = 1
336. GO TO 1060
337. C
338. 1040 IF (ITEM(I) .GT. 0) GO TO 980
339. 1060 VLOC(J) = YB
340. VHI(J) = VT
341. IF (JFINIS .EQ. 0) GO TO 940
342. C
343. WRITE (6,1100)
344. 1100 FORMAT(1H1 'INX 'ITEM TYPE' 6X 'AVG PLOTTING SYMBOL AND'
345. X ' DESCRIPTION' 20X 'Y-MIN' Y-MAX STATUS'/)
346. JJ = ITEMS - 1
347. DO 1200 I=1,JJ
348. 1120 WRITE(6,1140) I,ITEM(I),ITYPE(I),(TITLE$(J,I),J=1,9),VLOC(I),
349. I
350. 1140 FORMAT(4XIS,5XIS,2XA2,7XA6,1X8A6,6X1P2E11.3,17)
351. FLD(6,6,ITYTLS(1,I)) = FLD(30,6,ITYTLS(1,I))
352. ITYTLS(1,I) = DR(AND(ITYTLS(1,I),01),02)
353. 1200 CONTINUE
354. C
355. C
356. C
357. 1220 WRITE (6,1240)
358. 1240 FORMAT(1H1,58X,14HSTARTING PLOTS/)
359. C
360. NGRDS = .9999 + (TZ-TA)/TPG
361. C
362. IR = 1
363. ABSR = TA
364. C
365. NCA = NBLANK (TITLEA,12)
366. NPA = 590 - 6*NCA
367. NPB = 276
368. NCB = 54
369. C
370. DO 1620 I=1,NGRDS
371. NFINIS = 0
372. C
373. IL = IR
374. ABSL = ABSR

```

FIND THE MAXIMUM AND MINIMUM ORDINATES

GEPLT404

GEPLT405

GEPLT406

PICK UP THE INPUT VALUES

GEPLT407

GEPLT408

GEPLT409

GEPLT410

GEPLT411

GEPLT412

GEPLT413

GEPLT414

CHECK FOR ERROR ITEM

GEPLT415

GEPLT416

GEPLT417

COMPARE WITH THE TAPE VALUES

GEPLT418

GEPLT419

GEPLT420

GEPLT421

CHECK FOR LAST ITEM

GEPLT422

GEPLT423

GEPLT424

GEPLT425

GEPLT426

CHECK FOR NEW GRID SET

GEPLT427

GEPLT428

GEPLT435

GEPLT436

PRINT THE ITEMS TO BE PLOTTED

GEPLT437

GEPLT438

GEPLT439

GEPLT440

GEPLT441

GEPLT442

GEPLT443

GEPLT444

GEPLT445

GEPLT446

GEPLT447

GEPLT448

GEPLT449

GEPLT450

START THE PLOTTING

GEPLT455

GEPLT456

GEPLT457

COMPUTE THE NUMBER OF GRIDS REQUIRED

GEPLT458

GEPLT459

INITIALIZE THE ABSCISSA LIMITS

GEPLT460

GEPLT461

GEPLT462

CENTER THE CASE TITLE

GEPLT463

GEPLT464

GEPLT465

GEPLT466

GEPLT467

GEPLT468

START THE GRID SET

GEPLT466

GEPLT467

GEPLT468

SET THE LEFT-HAND LIMIT

GEPLT469

GEPLT470

GEPLT471

GEPLT

GEPLT

GEPLT

GEPLT

GEPLT

GEPLT

GEPLT

GEPLT

GEPLT

GEPLT

GEPLT

GEPLT

GEPLT

GEPLT

GEPLT

GEPLT

GEPLT

GEPLT

GEPLT

GEPLT

GEPLT

GEPLT

GEPLT

GEPLT

GEPLT

GEPLT

GEPLT

GEPLT

GEPLT

GEPLT

GEPLT

GEPLT

GEPLT

GEPLT

GEPLT

GEPLT

GEPLT

GEPLT

GEPLT

GEPLT

GEPLT

GEPLT

GEPLT

GEPLT

GEPLT

GEPLT

GEPLT

GEPLT

GEPLT

GEPLT

GEPLT

GEPLT

GEPLT

GEPLT

GEPLT

GEPLT

GEPLT

GEPLT

GEPLT

GEPLT

GEPLT

GEPLT

GEPLT

GEPLT

```

375. ABSL = ABSL*TPG
376. ISM = 1
377. NAVG = 0
378. CALL OXDYV(1,ABSL,ABSR,DELX,NEY,LABY,NUMX,30.0,IERX)
379. ZBSL = INT((ABSL-DELX)/DELX)*DELX
380. ZBSR = INT((ABSR-DELX)/DELX)*DELX
381. IF(ZBSL+DELX .LE. ABSL) ZBSL = ZBSL + DELX
382. IF(ZBSR-DELX .GE. ABSR) ZBSR = ZBSR - DELX
383. IF(ABSR .GE. 10.) NUMX=NUMX-1
384.
385. C LOAD THE ABSCISSA VALUESGEPLT473
386. C SET THE ITEM COUNTERGEPLT484
387. C J = 1
388. C SET THE CURVE COUNTERGEPLT486
389. C 1300 K = 1
390. C CLEAR THE SUBTITLE ARRAYSGEPLT488
391. DO 1320 L=1,20
392. TITLEB(L) = BLANK
393. 1320 TITLEC(L) = BLANK
394. CALL FILMAV(0)
395. JC = J
396. 1340 DO 1360 L=1,9
397. 1360 TITLEB(L) = TITLES(L,JC)
398. NC = FLD(6,6,ITYTLS(1),JC) - 48
399. IF (NC.GT.4) GO TO 1380 * TOO MANY CURVES
400. IF (LDC(JC+1).LT.0) GO TO 1380 * ERROR ITEM
401. FLD(0,30,TITLEB(L)) = FLD(0,30,PSYMC(NC))
402. NPY = 1005 - NC*18
403. NMAR = NC
404. C WRITE THE SUBTITLESGEPLT504
405. CALL RITE2V(NPX,NPY,1023,90,1,NCB,1,TITLEB,NL)
406. 1380 JC = JC + 1
407. IF (ITEM(JC).GT.0) GO TO 1340
408. NPY = 1024 -(NPY-9)
409. NMAR = (NMAR + 1)*18
410. IF(NAVG .GT. 0) NMAR = NMAR + 18
411. C DRAW THE GRIDGEPLT509
412. C SUBROUTINE OXDYY CALCULATES CERTAIN ARGUMENTS FOR GRIDIV, SUCH AS
413. C THE INCREMENTS FOR LINE SPACING DELX AND DELY. THE FOLLOWING
414. C PROCEDURE ADJUSTS THE MAX AND MIN LIMITS OF THE GRID TO
415. C INSURE THAT THEY ARE INTEGRAL MULTIPLES OF THE INCREMENTS
416. CALL OXDYV(2,YLO(J),YHI(J),DELY,NEY,LABY,NUMY,30.0,IERY)
417. YLOJ = INT((YLO(J) - DELY)/DELY)*DELY
418. YHIJ = INT((YHI(J) + DELY)/DELY)*DELY
419. IF(YLOJ + DELY .LE. YLO(J)) YLOJ = YLOJ + DELY
420. IF(YHIJ - DELY .GE. YHI(J)) YHIJ = YHIJ - DELY
421. YLO(J) = YLOJ
422. YHI(J) = YHIJ
423. CALL SETMIV(140,20,50,NMAR)
424. CALL SETCIV(12,18)
425. IF(LABY.EQ.10) LABY = 5
426. LABY = -LABY
427. CALL GRIDIV(2,ZBSL,ZBSR,YLO(J),YHI(J),DELX,DELY,NEY,NEY,LABY,
428. LABY,NUMX,NUMY)
429. C LABEL THE AXESGEPLT511
430. L = 1GS(J)
431. CALL RITE2V(456,9,1023,90,1,24,1,BCDX,NL)
432. CALL RITE2V(92,380,1023,100,1,24,1,BCDY(1,L),NL)
433. C WRITE THE CASE TITLEGEPLT515
434. CALL RITE2V(NPA,1005,1023,90,1,NCA,1,TITLEA,NL)
435. C CHECK FOR TOO MANY CURVESGEPLT517
436. 1400 IF(K.GT.4) GO TO 1440
437. C CHECK FOR ERROR ITEMGEPLT519
IF(LDC(J+1).LT.0) GO TO 1480

```







901. 1620 CONTINUE  
902.    IBB = 0  
903. 1640 CALL FILMVID  
904.    NCASE = NCASE + 1  
905.    GO TO 240  
906.    END

GEPLY551  
GEPLY552  
GEPLY553  
GEPLY554  
GEPLY555  
GEPLY556  
GEPLY557  
GEPLY558  
GEPLY559  
GEPLY560  
GEPLY561  
GEPLY562  
GEPLY563  
GEPLY564  
GEPLY565  
GEPLY566  
GEPLY567  
GEPLY568  
GEPLY569  
GEPLY570  
GEPLY571  
GEPLY572  
GEPLY573  
GEPLY574  
GEPLY575  
GEPLY576  
GEPLY577  
GEPLY578  
GEPLY579  
GEPLY580  
GEPLY581  
GEPLY582  
GEPLY583  
GEPLY584  
GEPLY585  
GEPLY586  
GEPLY587  
GEPLY588  
GEPLY589  
GEPLY590  
GEPLY591  
GEPLY592  
GEPLY593  
GEPLY594  
GEPLY595  
GEPLY596  
GEPLY597  
GEPLY598  
GEPLY599  
GEPLY600  
GEPLY601  
GEPLY602  
GEPLY603  
GEPLY604  
GEPLY605  
GEPLY606  
GEPLY607  
GEPLY608  
GEPLY609  
GEPLY610  
GEPLY611  
GEPLY612  
GEPLY613  
GEPLY614  
GEPLY615  
GEPLY616  
GEPLY617  
GEPLY618  
GEPLY619  
GEPLY620  
GEPLY621  
GEPLY622  
GEPLY623  
GEPLY624  
GEPLY625  
GEPLY626  
GEPLY627  
GEPLY628  
GEPLY629  
GEPLY630  
GEPLY631  
GEPLY632  
GEPLY633  
GEPLY634  
GEPLY635  
GEPLY636  
GEPLY637  
GEPLY638  
GEPLY639  
GEPLY640  
GEPLY641  
GEPLY642  
GEPLY643  
GEPLY644  
GEPLY645  
GEPLY646  
GEPLY647  
GEPLY648  
GEPLY649  
GEPLY650  
GEPLY651  
GEPLY652  
GEPLY653  
GEPLY654  
GEPLY655  
GEPLY656  
GEPLY657  
GEPLY658  
GEPLY659  
GEPLY660  
GEPLY661  
GEPLY662  
GEPLY663  
GEPLY664  
GEPLY665  
GEPLY666  
GEPLY667  
GEPLY668  
GEPLY669  
GEPLY670  
GEPLY671  
GEPLY672  
GEPLY673  
GEPLY674  
GEPLY675  
GEPLY676  
GEPLY677  
GEPLY678  
GEPLY679  
GEPLY680  
GEPLY681  
GEPLY682  
GEPLY683  
GEPLY684  
GEPLY685  
GEPLY686  
GEPLY687  
GEPLY688  
GEPLY689  
GEPLY690  
GEPLY691  
GEPLY692  
GEPLY693  
GEPLY694  
GEPLY695  
GEPLY696  
GEPLY697  
GEPLY698  
GEPLY699  
GEPLY700  
GEPLY701  
GEPLY702  
GEPLY703  
GEPLY704  
GEPLY705  
GEPLY706  
GEPLY707  
GEPLY708  
GEPLY709  
GEPLY710  
GEPLY711  
GEPLY712  
GEPLY713  
GEPLY714  
GEPLY715  
GEPLY716  
GEPLY717  
GEPLY718  
GEPLY719  
GEPLY720  
GEPLY721  
GEPLY722  
GEPLY723  
GEPLY724  
GEPLY725  
GEPLY726  
GEPLY727  
GEPLY728  
GEPLY729  
GEPLY730  
GEPLY731  
GEPLY732  
GEPLY733  
GEPLY734  
GEPLY735  
GEPLY736  
GEPLY737  
GEPLY738  
GEPLY739  
GEPLY740  
GEPLY741  
GEPLY742  
GEPLY743  
GEPLY744  
GEPLY745  
GEPLY746  
GEPLY747  
GEPLY748  
GEPLY749  
GEPLY750  
GEPLY751  
GEPLY752  
GEPLY753  
GEPLY754  
GEPLY755  
GEPLY756  
GEPLY757  
GEPLY758  
GEPLY759  
GEPLY760  
GEPLY761  
GEPLY762  
GEPLY763  
GEPLY764  
GEPLY765  
GEPLY766  
GEPLY767  
GEPLY768  
GEPLY769  
GEPLY770  
GEPLY771  
GEPLY772  
GEPLY773  
GEPLY774  
GEPLY775  
GEPLY776  
GEPLY777  
GEPLY778  
GEPLY779  
GEPLY780  
GEPLY781  
GEPLY782  
GEPLY783  
GEPLY784  
GEPLY785  
GEPLY786  
GEPLY787  
GEPLY788  
GEPLY789  
GEPLY790  
GEPLY791  
GEPLY792  
GEPLY793  
GEPLY794  
GEPLY795  
GEPLY796  
GEPLY797  
GEPLY798  
GEPLY799  
GEPLY800  
GEPLY801  
GEPLY802  
GEPLY803  
GEPLY804  
GEPLY805  
GEPLY806  
GEPLY807  
GEPLY808  
GEPLY809  
GEPLY810  
GEPLY811  
GEPLY812  
GEPLY813  
GEPLY814  
GEPLY815  
GEPLY816  
GEPLY817  
GEPLY818  
GEPLY819  
GEPLY820  
GEPLY821  
GEPLY822  
GEPLY823  
GEPLY824  
GEPLY825  
GEPLY826  
GEPLY827  
GEPLY828  
GEPLY829  
GEPLY830  
GEPLY831  
GEPLY832  
GEPLY833  
GEPLY834  
GEPLY835  
GEPLY836  
GEPLY837  
GEPLY838  
GEPLY839  
GEPLY840  
GEPLY841  
GEPLY842  
GEPLY843  
GEPLY844  
GEPLY845  
GEPLY846  
GEPLY847  
GEPLY848  
GEPLY849  
GEPLY850  
GEPLY851  
GEPLY852  
GEPLY853  
GEPLY854  
GEPLY855  
GEPLY856  
GEPLY857  
GEPLY858  
GEPLY859  
GEPLY860  
GEPLY861  
GEPLY862  
GEPLY863  
GEPLY864  
GEPLY865  
GEPLY866  
GEPLY867  
GEPLY868  
GEPLY869  
GEPLY870  
GEPLY871  
GEPLY872  
GEPLY873  
GEPLY874  
GEPLY875  
GEPLY876  
GEPLY877  
GEPLY878  
GEPLY879  
GEPLY880  
GEPLY881  
GEPLY882  
GEPLY883  
GEPLY884  
GEPLY885  
GEPLY886  
GEPLY887  
GEPLY888  
GEPLY889  
GEPLY890  
GEPLY891  
GEPLY892  
GEPLY893  
GEPLY894  
GEPLY895  
GEPLY896  
GEPLY897  
GEPLY898  
GEPLY899  
GEPLY900  
GEPLY901  
GEPLY902  
GEPLY903  
GEPLY904  
GEPLY905  
GEPLY906  
GEPLY907  
GEPLY908  
GEPLY909  
GEPLY910  
GEPLY911  
GEPLY912  
GEPLY913  
GEPLY914  
GEPLY915  
GEPLY916  
GEPLY917  
GEPLY918  
GEPLY919  
GEPLY920  
GEPLY921  
GEPLY922  
GEPLY923  
GEPLY924  
GEPLY925  
GEPLY926  
GEPLY927  
GEPLY928  
GEPLY929  
GEPLY930  
GEPLY931  
GEPLY932  
GEPLY933  
GEPLY934  
GEPLY935  
GEPLY936  
GEPLY937  
GEPLY938  
GEPLY939  
GEPLY940  
GEPLY941  
GEPLY942  
GEPLY943  
GEPLY944  
GEPLY945  
GEPLY946  
GEPLY947  
GEPLY948  
GEPLY949  
GEPLY950  
GEPLY951  
GEPLY952  
GEPLY953  
GEPLY954  
GEPLY955  
GEPLY956  
GEPLY957  
GEPLY958  
GEPLY959  
GEPLY960  
GEPLY961  
GEPLY962  
GEPLY963  
GEPLY964  
GEPLY965  
GEPLY966  
GEPLY967  
GEPLY968  
GEPLY969  
GEPLY970  
GEPLY971  
GEPLY972  
GEPLY973  
GEPLY974  
GEPLY975  
GEPLY976  
GEPLY977  
GEPLY978  
GEPLY979  
GEPLY980  
GEPLY981  
GEPLY982  
GEPLY983  
GEPLY984  
GEPLY985  
GEPLY986  
GEPLY987  
GEPLY988  
GEPLY989  
GEPLY990  
GEPLY991  
GEPLY992  
GEPLY993  
GEPLY994  
GEPLY995  
GEPLY996  
GEPLY997  
GEPLY998  
GEPLY999  
GEPLY1000





HEATER HEATER HEATER HEATER HEATER HEATER HEATER HEATER HEATER HEATER HEATER

```

1. SUBROUTINE HEATER(Q,QMT,KODE,TSEN,TOM,TOFF)
2. C
3. IF(TSEN .LT. TOM) GO TO 200
4. IF(TSEN .GT. TOFF) GO TO 100
5. Q = Q + QMT*KODE
6. RETURN
7. 100 KODE = 0
8. RETURN
9. 200 KODE = 1
10. B = Q + QMT
11. RETURN
12. END

```

\*NEW  
\*\*1

HEATER  
HEATER  
HEATER  
HEATER  
HEATER  
HEATER  
HEATER  
HEATER  
HEATER  
HEATER



XCNT XCNT XCNT XCNT XCNT XCNT XCNT XCNT XCNT XCNT XCNT XCNT

```

1. SUBROUTINE XCNT (X1,X2,X3,X4,X5,X6,X7,X8,X9) XCNT
2. C ANALYSIS OF COUNTER FLOW HEAT EXCHANGERS XCNT
3. DIMENSION CPl(2), FR(2), NCP(2), TIN(2), TOUT(2), MCP(2) XCNT
4. EQUIVALENCE (NUA,UA), (NCP,CP) XCNT
5. C XCNT
6. UA = X1 XCNT
7. FR(1) = X2 XCNT
8. FR(2) = X3 XCNT
9. CPl(1) = X4 XCNT
10. CPl(2) = X5 XCNT
11. TIN(1) = X6 XCNT
12. TIN(2) = X7 XCNT
13. TOUT(1) = X8 XCNT
14. TOUT(2) = X9 XCNT
15. DO 10 I=1,2 XCNT
16. IF(FR(I) .LT. 0.0) GO TO 100 XCNT
17. 10 CONTINUE XCNT
18. IF(NCP(1) .LT. 1 .OR. NCP(1) .GT. 65000) GO TO 3 XCNT
19. TAVG = 0.5*(TIN(1)+TOUT(1)) XCNT
20. CALL D1DEG(TAVG,X4,CPl(1)) XCNT
21. 3 IF(NCP(2) .LT. 1 .OR. NCP(2) .GT. 65000) GO TO 6 XCNT
22. TAVG = 0.5*(TIN(2)+TOUT(2)) XCNT
23. CALL D1DEG(TAVG,X5,CPl(2)) XCNT
24. 6 CONTINUE XCNT
25. MCP(1) = FR(1)+CPl(1) *NEW XCNT
26. MCP(2) = FR(2)+CPl(2) *NEW XCNT
27. IF(ABS(NUA) .LE. 99999 .AND. IABS(NUA) .GT. 0) XCNT
28. 1 CALL D2DEG(FR(1),FR(2),X1,UA) XCNT
29. IS = 1 XCNT
30. IL = 2 XCNT
31. IF(MCP(1) .LE. MCP(2)) GO TO 20 XCNT
32. IS = 2 XCNT
33. IL = 1 XCNT
34. MCPRAT = MCP(IS)/MCP(IL) XCNT
35. IF(MCPRAT .GT. .001) GO TO 30 XCNT
36. EFF = 1.0 XCNT
37. GO TO 50 XCNT
38. 30 IF(MCPRAT .LT. .999 .OR. MCPRAT .GT. 1.001) GO TO 40 XCNT
39. EFF = UA/(MCP(IS)+UA) XCNT
40. GO TO 50 XCNT
41. 40 E = EXP(-UA/MCP(IS) + UA/MCP(IL)) XCNT
42. EFF = (1.-E)/(1.-MCPRAT+E) XCNT
43. 50 TOUT(IS) = TIN(IS) - EFF*(TIN(IS)-TIN(IL)) XCNT
44. TOUT(IL) = TIN(IL) + MCPRAT*(TIN(IS)-TOUT(IS)) XCNT
45. X8 = TOUT(1) XCNT
46. X9 = TOUT(2) XCNT
47. RETURN XCNT
48. 100 WRITE(6,101) FR(1) XCNT
49. 101 FORMAT(1H0 131(1H*))' THE NEGATIVE FLOW RATE'E15.8,' IS NOT ALLOW XCNT
50. XED. EXECUTION TERMINATED IN SUBROUTINE XCNT'//1X 131(1H*)) XCNT
51. CALL WLRBCK XCNT
52. CALL EXIT XCNT
53. END XCNT

```

A-63



MXCRDS MXCRDS MXCRDS MXCRDS MXCRDS MXCRDS MXCRDS MXCRDS MXCRDS MXCRDS MXCRDS

```

1. SUBROUTINE MXCRDS(X1,X2,X3,X4,X5,X6,X7,X8,X9,KODE)
2. C ANALYSIS OF CROSS FLOW HEAT EXCHANGERS
3. DIMENSION CP(2), FR(2), MCP(2), TIN(2), TOUT(2), WCP(2)
4. EQUIVALENCE (NUA,UA), (MCP,CP)
5. C
6. UA = X1
7. FR(1) = X2
8. FR(2) = X3
9. CP(1) = X4
10. CP(2) = X5
11. TIN(1) = X6
12. TIN(2) = X7
13. TOUT(1) = X8
14. TOUT(2) = X9
15. DO 10 I=1,2
16. IF(FR(I) .LT. 0.0) GO TO 100
17. 10 CONTINUE
18. IF(MCP(1) .LT. 1 .OR. MCP(1) .GT. 65000) GO TO 3
19. TAVG = 0.5*(TIN(1)+TOUT(1))
20. CALL DIDEGL(TAVG,X4,CP(1))
21. 3 IF(MCP(2) .LT. 1 .OR. MCP(2) .GT. 65000) GO TO 6
22. TAVG = 0.5*(TIN(2)+TOUT(2))
23. CALL DIDEGL(TAVG,X5,CP(2))
24. 4 CONTINUE
25. MCP(1) = FR(1)*CP(1)
26. MCP(2) = FR(2)*CP(2)
27. IF(ABS(NUA) .LE. 99999 .AND. IABS(NUA) .GT. 0)
28. 1 CALL DZDEGL(FR(1),FR(2),X1,UA)
29. IS = 1
30. IL = 2
31. IF(WCP(1) .LE. WCP(2)) GO TO 20
32. IS = 2
33. IL = 1
34. 20 WCPRAT = WCP(15)/WCP(IL)
35. IF(WCPRAT .GT. .001) GO TO (30,40,50,60), KODE
36. EFF = 1.0
37. GO TO 70
38. 30 E = EXP(-UA*.78*WCP(15)+.22/WCP(IL)) - 1.
39. EFF = 1. - EXP(E*WCP(IL)*UA*.22/WCP(15)+1.22)
40. GO TO 70
41. 40 UAS = UA/WCP(15)
42. UAL = UA/WCP(IL)
43. EFF = UAS/(UAS*(1.-EXP(-UAS)) + UAL/(1.-EXP(-UAL))) - 1.
44. GO TO 70
45. 50 EFF = (1.-EXP(-WCPRAT))*(1.-EXP(-UA/WCP(15)))/WCPRAT
46. GO TO 70
47. 60 EFF = 1. - EXP(-WCP(IL)/WCP(15))*(1.-EXP(-UA/WCP(IL)))
48. 70 TOUT(IS) = TIN(IS) - EFF*(TIN(15)-TIN(IL))
49. TOUT(IL) = TIN(IL) + WCPRAT*(TIN(15)-TOUT(15))
50. X8 = TOUT(1)
51. X9 = TOUT(2)
52. RETURN
53. 100 WRITE(6,101) FR(1)
54. 101 FORMAT(1H0 13(1H+))// THE NEGATIVE FLOW RATE*E15.8, + IS NOT ALLOW
55. XED. EXECUTION TERMINATED IN SUBROUTINE MXCRDS**//1X 13(1H+)
56. CALL MXBACK
57. CALL EXIT
58. END

```

\*NEW  
\*NEW

A-64



```

1. SUBROUTINE HXEFF (X1,X2,X3,X4,X5,X6,X7,X8,X9)
2. C ANALYSIS OF HEAT EXCHANGERS WITH EFFECTIVENESS GIVEN
3. DIMENSION CP(2), FR(2), MCP(2), TIN(2), TOUT(2), WCP(2)
4. EQUIVALENCE (INEFF,EFF), (MCP,CP)
5. C
6. EFF = X1
7. FR(1) = X2
8. FR(2) = X3
9. CP(1) = X4
10. CP(2) = X5
11. TIN(1) = X6
12. TIN(2) = X7
13. TOUT(1) = X8
14. TOUT(2) = X9
15. DO 10 I=1,2
16. IF(FR(I) .LT. 0.0) GO TO 100
17. 10 CONTINUE
18. IF(MCP(1) .LT. 1 .OR. MCP(1) .GT. 65000) GO TO 3
19. TAVG = 0.5*(TIN(1)+TOUT(1))
20. CALL D1DEG1(TAVG,X4,CP(1))
21. 3 IF(MCP(2) .LT. 1 .OR. MCP(2) .GT. 65000) GO TO 6
22. TAVG = 0.5*(TIN(2)+TOUT(2))
23. CALL D1DEG1(TAVG,X5,CP(2))
24. 6 CONTINUE
25. MCP(1) = FR(1)*CP(1)
26. MCP(2) = FR(2)*CP(2)
27. IF(ABS(INEFF) .LE. 99999 .AND. ABS(EFF) .GT. 0)
28. X CALL D2DEG1(FR(1),FR(2),X1,EFF)
29. IS = 1
30. IL = 2
31. IF(MCP(1) .LE. MCP(2)) GO TO 20
32. IS = 2
33. IL = 1
34. 20 TOUT(IS) = TIN(IS) - EFF*(TIN(IS)-TIN(IL))
35. TOUT(IL) = TIN(IL) + MCP(IS)/MCP(IL)*(TIN(IS)-TOUT(IS))
36. X8 = TOUT(1)
37. X9 = TOUT(2)
38. RETURN
39. 100 WRITE(6,101) FR(1)
40. 101 FORMAT(1ND 13(1H+))// ' THE NEGATIVE FLOW RATE'E15.8,' IS NOT ALLOW
41. XED. EXECUTION TERMINATED IN SUBROUTINE HXEFF'//1X 13(1H+))
42. CALL WKRCK
43. CALL EXIT
44. END

```

```

*NEW
*NEW
*NEW
**1

```

A-65







LINECK LINECK LINECK LINECK LINECK LINECK LINECK LINECK LINECK LINECK

```

1. SUBROUTINE LINECK(I)
2. C
3. COMMON /FINCON/ N(I)
4. C
5. C
6. IF(N(28)+I .GT. 60 .OR. N(29) .EQ. 0) CALL TOPLIN
7. N(28) = N(28) + I
8. RETURN
9. END

```

LINECK  
LINECK  
LINECK  
LINECK  
LINECK  
LINECK  
LINECK  
LINECK

1  
2  
3  
4  
5  
6  
7  
8  
9  
10  
11  
12  
13  
14  
15  
16  
17  
18  
19  
20  
21  
22  
23  
24  
25  
26  
27  
28  
29  
30  
31  
32  
33  
34  
35  
36  
37  
38  
39  
40  
41  
42  
43  
44  
45  
46  
47  
48  
49  
50  
51  
52  
53  
54  
55  
56  
57  
58  
59

```
LINRV
1. SUBROUTINE LINRV (I,LREFR,IBASE,ITOP,XYL,XVU,DXY,NA,IJ,NXY,IWM) LINRV
2. DIMENSION IXY1(2),IXY2(2),XCOUNT(3) LINRV
3. DIMENSION IXY1(2),IXY2(2),XCOUNT(3) LINRV
4. EQUIVALENCE(XYN,T),(XYNN,ADELT),(DELNI,XY),(TT,NOMX) LINRV
5. IJH = I LINRV
6. CALL LGST(ISTAY,PI,PA) MSC- AA
7. XCOUNT(2)=IA:SI(NM) PL- 0001
8. XCOUNT(3)=IABS(IJ) LINRV
9. DELTA=ABS(DXY) LINRV
10. CALL BNBCDV(XYL,BBB,NDD) LINRV
11. CALL BNBCDV(XVU,BBC,NDE) LINRV
12. IF(NDD.GE.NDE) GO TO 60 LINRV
13. NOT = NDE LINRV
14. GO TO 70 LINRV
15. 40 NOT =NDD LINRV
16. 70 CONTINUE LINRV
17. IF(-DELTA) 80,3740,80 LINRV
18. 80 IXY1(1)=IBASE LINRV
19. IXY2(1)=ITOP LINRV
20. IX=LREFR LINRV
21. IXY1(2)=IXY1(1) LINRV
22. IXY2(2)=IXY2(1) LINRV
23. IV=IX LINRV
24. IWM32=IWM/2 LINRV
25. STOP1=AMAXI(XVU,XYL) LINRV
26. STOP2=AMINI(XVU,XYL) LINRV
27. T=AMAXI(ABS(STOP1),ABS(STOP2)) LINRV
28. CALL BNBCDV(T,XY,NOMAX) LINRV
29. NOMAX=MAX(0,NOMAX) LINRV
30. TRIAL=0.0 LINRV
31. IF (STOP1*STOP2) 170,170,110 LINRV
32. 110 TRIAL=STOP2 LINRV
33. IF (STOP1) 140,170,170 LINRV
34. 140 TRIAL=STOP1 LINRV
35. 170 XCOUNT(1)=1.0 LINRV
36. TREF=0.0 LINRV
37. TT=AMAXI(XCOUNT(2),1.0)+AMAXI(XCOUNT(3),1.0) LINRV
38. DELNI=DELTA+TT LINRV
39. ADELT=9999999.0+DELTA LINRV
40. IF (ADELT-ABS(TRIAL)) 230,320,320 LINRV
41. 230 T=AINT(TRIAL/DELNI)+TT LINRV
42. IF (T) 260,290,260 LINRV
43. 260 TREF= T+DELTA LINRV
44. IF (ADELT-ABS(TRIAL-TREF)) 290,320,320 LINRV
45. 290 TREF=TRIAL LINRV
46. 320 DO 1160 K=1,3 LINRV
47. DELTA = ABS(DELTA) MSC-0001
48. IF (XCOUNT(K)) 380,1160,380 LINRV
49. 380 T=DELTA+XCOUNT(K) LINRV
50. XYNN= AINT(ABS(TRIAL-TREF)/T)*XCOUNT(K) LINRV
51. DO 1130 J=1,2 LINRV
52. XYN=XYNN LINRV
53. 470 XY= TREF+ DELTA+XYN LINRV
54. GO TO (530,560),I LINRV
55. 530 IXY1(1)=XVU(XY) LINRV
56. GO TO 590 LINRV
57. 560 IXY1(2)=XVU(XY) LINRV
58. 590 IXY2(1)=IXY1(1) LINRV
59. IF (IXY2(1)) 620,620,710 LINRV
```

A-68



|      |      |                                                           |  |                         |          |       |
|------|------|-----------------------------------------------------------|--|-------------------------|----------|-------|
| 60.  | 420  | CONTINUE                                                  |  |                         | MSC- 00U | LINRV |
| 61.  |      | IF(LY.GT.STOP1.AND.DELTA.GT.0.0) GO TO 1100               |  |                         |          | LINRV |
| 62.  |      | IF(LY.LT.STOP2.AND.DELTA.LT.0.0) GO TO 1100               |  |                         |          | LINRV |
| 63.  |      | IF(LY.EQ.STOP1.OR.LY.EQ.STOP2) GO TO 710                  |  |                         |          | LINRV |
| 64.  |      | GO TO 1070                                                |  |                         |          | LINRV |
| 65.  | 710  | CONTINUE                                                  |  |                         |          | LINRV |
| 66.  |      | GO TO ( 3504, 1160, 770 ), K                              |  |                         | MSC- AA  | LINRV |
| 67.  | 3504 | CONTINUE                                                  |  |                         | MSC- AA  | LINRV |
| 68.  |      | GO TO ( 3508, 3512, 3520 ), IJK                           |  |                         | MSC- AA  | LINRV |
| 69.  | 3508 | CONTINUE                                                  |  |                         | MSC- AA  | LINRV |
| 70.  |      | IF( IABS( NM ) .LE. 1 ) GO TO 3516                        |  |                         | MSC- AA  | LINRV |
| 71.  |      | JTM = IABS( NM ) - 1                                      |  |                         | MSC- AA  | LINRV |
| 72.  |      | IJK = 2                                                   |  |                         | MSC- AA  | LINRV |
| 73.  | 3512 | CONTINUE                                                  |  |                         | MSC- AA  | LINRV |
| 74.  |      | JTM = JTM + 1                                             |  |                         | MSC- AA  | LINRV |
| 75.  |      | IF( JTM .LT. IABS( NM ) ) GO TO 3520                      |  |                         | MSC- AA  | LINRV |
| 76.  |      | JTM = 0                                                   |  |                         | MSC- AA  | LINRV |
| 77.  |      | CALL LWIDTM( MA )                                         |  |                         | MSC- AA  | LINRV |
| 78.  |      | GO TO 3520                                                |  |                         | MSC- AA  | LINRV |
| 79.  | 3516 | CONTINUE                                                  |  |                         | MSC- AA  | LINRV |
| 80.  |      | IJK = 3                                                   |  |                         | MSC- AA  | LINRV |
| 81.  | 3520 | CONTINUE                                                  |  |                         | MSC- AA  | LINRV |
| 82.  |      | CALL VLAGM( IXV( 1 ), IXV( 2 ), IXV2( 1 ), IXV2( 2 ), I ) |  |                         | MSC- AA  | LINRV |
| 83.  |      | CALL LWIDTM( MI )                                         |  |                         | MSC- AA  | LINRV |
| 84.  |      | GO TO 1070                                                |  |                         |          | LINRV |
| 85.  | 770  | NDMI=NDMAX                                                |  |                         |          | LINRV |
| 86.  |      | KXIV=KXV                                                  |  |                         |          | LINRV |
| 87.  |      | NCHAR=KXIV                                                |  |                         |          | LINRV |
| 88.  |      | IF (KXIV) 800,1160,830                                    |  |                         |          | LINRV |
| 89.  | 800  | NCHAR = 4 - KXIV                                          |  |                         |          | LINRV |
| 90.  |      | NDMAX=2                                                   |  |                         |          | LINRV |
| 91.  | 830  | IF (XV) 950,860,950                                       |  |                         |          | LINRV |
| 92.  | 860  | NDMAX=MIN(NCHAR,NDMAX)                                    |  |                         |          | LINRV |
| 93.  |      | NCHAR=2                                                   |  |                         |          | LINRV |
| 94.  |      | IF (NDMAX) 890,920,890                                    |  |                         |          | LINRV |
| 95.  | 890  | NCHAR=NDMAX                                               |  |                         |          | LINRV |
| 96.  | 920  | KXIV=NCHAR                                                |  |                         |          | LINRV |
| 97.  | 950  | GO TO (980,1010),I                                        |  |                         |          | LINRV |
| 98.  | 980  | IX=IXV( I )-(NCHAR+IWH)/2+IWHQ2                           |  |                         |          | LINRV |
| 99.  |      | GO TO 1040                                                |  |                         |          | LINRV |
| 100. | 1010 | IY=IXV( 2 )+IWHQ2-10                                      |  |                         |          | LINRV |
| 101. |      |                                                           |  |                         |          | LINRV |
| 102. |      |                                                           |  |                         |          | LINRV |
| 103. |      |                                                           |  |                         |          | LINRV |
| 104. | 1040 | CALLB4BCOV(XY,BCDWD,NDS)                                  |  | BEGIN PRINTING LABELS   |          | LINRV |
| 105. |      | IXX = IX                                                  |  | CONVERT TO BCD          |          | LINRV |
| 106. |      | IMIN=IXX-12                                               |  |                         |          | LINRV |
| 107. |      | IF(NDS.LT.1) GO TO 1046                                   |  |                         |          | LINRV |
| 108. |      | NAN=NDS-NDS                                               |  |                         |          | LINRV |
| 109. |      | IF(NAN.EQ.0) GO TO 1500                                   |  |                         |          | LINRV |
| 110. |      |                                                           |  |                         |          | LINRV |
| 111. |      | IF(L.EQ.1) GO TO 1500                                     |  | SKIPPING LEADING SPACES |          | LINRV |
| 112. |      | IXX = IX + NAN*12                                         |  |                         |          | LINRV |
| 113. |      | IMIN = IXX - 12                                           |  |                         |          | LINRV |
| 114. | 1500 | CONTINUE                                                  |  |                         |          | LINRV |
| 115. |      |                                                           |  |                         |          | LINRV |
| 116. |      |                                                           |  | PRINT LEADING NUMERALS  |          | LINRV |
| 117. |      | CALL RTE2V( IXX, IY, 3000, 90, 1, NDS, 1, BCDWD, NLAST )  |  |                         |          | LINRV |
| 118. |      | IF(LY.EQ.0) GO TO 1068                                    |  |                         |          | LINRV |
| 119. |      | GXY = ABS(XY)                                             |  |                         |          | LINRV |
| 120. |      | INW = GXY + .5                                            |  |                         |          | LINRV |
| 121. |      | IXY = INW                                                 |  |                         |          | LINRV |
| 122. |      | IF(ABS(XY-GXY) .LT. .00001) GO TO 1068                    |  |                         |          | LINRV |
|      |      | IXX = IXX + NDS *12                                       |  |                         |          | LINRV |

A-69

```

123. C
124. 1046 CALL RITEZV(IXX,IV,3000,90,1,1,1,IM,MLAST) PRINT DECIMAL POINT LINRV
125. IXX=IXX+10 LINRV
126. NDC=1 LINRV
127. IF(NDS.LE.0) GO TO 1048 LINRV
128. NDC = NDS+1 LINRV
129. GO TO 1049 LINRV
130. 1048 IF(NDS.EQ.0) GO TO 1049 LINRV
131. NTY = ABS(NDS) LINRV
132. GO 1047 INC=1,NTY LINRV
133. C WRITE ZEROS IN FRACTION LINRV
134. CALL RITEZV(IXX,IV,3000,90,1,1,1,IM,MLAST) LINRV
135. IXX=IXX+12 LINRV
136. 1047 CONTINUE LINRV
137. 1049 CONTINUE LINRV
138. C PRINT TRAILING NUMERALS LINRV
139. CALL RITEZV(IXX,IV,3000,90,1,1,NDC,BCDWD,MLAST) LINRV
140. 1045 IF(XY.GT.0) GO TO 1068 LINRV
141. C PRINT MINUS SIGN LINRV
142. CALL RITEZV(IMIN,IV,3000,90,1,1,1,IM,MLAST) LINRV
143. 1068 CONTINUE LINRV
144. 1070 XYN=XYN+XCOUNTER LINRV
145. GO TO 470 LINRV
146. 1100 DELTA=-DELTA LINRV
147. 1130 CONTINUE LINRV
148. 1160 CONTINUE LINRV
149. 3740 CONTINUE LINRV
150. CALL LWIDTH(ISTAY) MISC- AA LINRV
151. RETURN LINRV
152. END LINRV

```



```

1. DIMENSION NBUFR(27), DATA(3000), ALPHA(15)
2. DIMENSION XSTART(7), XSTOP(7)
3. DIMENSION ADD(7)
4. DATA XSTART, XSTOP, ADD/21=0./
5. DATA ALPHA /1MA,1MB,1MC,1MD,1MS,1ME,1MF,1MG,1MH,1MI,1MJ,1MK,
6. 1ML,1MP/
7. WRITE(6,3)
8. 3 FORMAT(1H110X'OUTPUT FROM COMBIN ROUTINE'//)
9. READ(5,120) NTAPE, IUNIT, KT, KJDE2, INC
10. 120 FORMAT(615)
11. IF(NTAPE .EQ. 0) GO TO 200
12. IF(KT .EQ. 0) KT = 13
13. IF(IUNIT .EQ. 0) IUNIT = 7
14. REWIND KT
15. KJDE1 = 0
16. IF(NTAPE .LT. 0) KJDE1 = 1
17. NTAPE = ABS(NTAPE)
18. IF(KJDE1 .NE. 0) READ(5,27) (XSTART(I), XSTOP(I), I=1,NTAPE)
19. IF(KJDE2 .NE. 0) READ(5,140) ADD
20. 140 FORMAT(7F10.0)
21. 27 FORMAT(14F5.3)
22. DO 18 L = 1,NTAPE
23. M=0
24. I = L + IUNIT - 1
25. REWIND I
26. READ (I) NBUFR
27. IF (L .NE. 1) GO TO 8
28. WRITE (KT) NBUFR
29. NTOTAL = 0
30. DO 6 J=17,27
31. NTOTAL = NTOTAL + NBUFR(J)
32. 6 CONTINUE
33. 9 READ (I) TIME,(DATA(K),K=1,NTOTAL)
34. TIME = TIME + ADD(L)
35. IF (TIME .LT. 0.0 .AND. L .NE. NTAPE) GO TO 15
36. IF (TIME .LT. 0.0) GO TO 10
37. IF (TIME-XSTART(L))9,
38. IF (XSTOP(L))33,33
39. IF (TIME-XSTOP(L))33,
40. TIME=TIME
41. IF (L-NTAPE)15,10,
42. 33 M=M+1
43. IF (M .GT. 0) GO TO 9
44. M = INC
45. WTIME = TIME
46. 10 WRITE(KT) TIME, (DATA(K),K=1,NTOTAL)
47. IF (TIME) 12,9,9
48. 8 READ (I) TIME,(DATA(K),K=1,NTOTAL)
49. TIME = TIME + ADD(L)
50. IF (TIME-XSTART(L))8,
51. IF (TIME-WTIME)12,9,10
52. 21 WRITE (6,24)
53. 24 FORMAT (//10X34HTAPES ARE NOT IN THE CORRECT ORDER)
54. CALL EXIT
55. 12 END FILE KT
56. REWIND KT
57. 15 REWIND I
58. XTIME = WTIME
59. WRITE (6,20) L, XTIME

```

A-71

60. 20 FORMAT(13X 4HTAPE 13, 10H ENDING AT F10.5, 29H HAS BEEN LOADED PCOMB  
61. 1 ON NEW TAPE.7) PCOMB  
62. 18 CONTINUE PCOMB  
63. 1FLE1 .GT. 15) GO TO 200 PCOMB  
64. WRITE(6,30) NTAPE, ALPHACHT) PCOMB  
65. 30 FORMAT (1K010X9HDATA FROM12,30H PLOT TAPES HAS BEEN COMBINED ON LW PCOMB  
66. BIT A2) PCOMB  
67. 200 STOP PCOMB  
68. END PCOMB



```

1. SUBROUTINE NFS0(A,N,S)
2. DIMENSION A(1)
3. DOUBLE PRECISION DPIV, DSUM
4. C INITIALIZE DIAGONAL-LOOP
5. KPIV = 0
6. DO 11 K=1,N
7. KPIV = KPIV + K
8. IND = KPIV
9. LEND = K - 1
10. C START FACTORIZATION-LOOP OVER K-TH ROW
11. DO 11 I=K,N
12. DSUM = 0.00
13. IF(LEND) 2,4,2
14. C START INNER LOOP
15. 2 DO 3 L=1,LEND
16. LANF = KPIV - L
17. LIND = IND - L
18. 3 DSUM = DSUM + A(LANF)*A(LIND)
19. C TRANSFORM ELEMENT A(IND)
20. 4 DSUM = A(IND) - DSUM
21. IF(1-K) 10,9,10
22. C TEST FOR NEGATIVE PIVOT ELEMENT AND FOR LOSS OF SIGNIFICANCE
23. 5 IF(DSUM) 12,12,9
24. C COMPUTE PIVOT ELEMENT
25. 9 DPIV = DSQRT(DSUM)
26. A(KPIV) = DPIV
27. DPIV = 1.00/DPIV
28. GO TO 11
29. C CALCULATE TERMS IN ROW
30. 10 A(IND) = DSUM*DPIV
31. 11 IND = IND + 1
32. RETURN
33. 12 RETURN 3
34. END

```

A-73



NBLANK NBLANK NBLANK NBLANK NBLANK NBLANK NBLANK NBLANK NBLANK NBLANK

|     |                             |          |        |
|-----|-----------------------------|----------|--------|
| 1.  | FUNCTION NBLANK (WORD,N)    | 00002220 | NBLANK |
| 2.  | INTEGER WORD(24),BLANK      |          | NBLANK |
| 3.  | DATA BLANK/6H /             | 00002240 | NBLANK |
| 4.  | N1 = N + 1                  | 00002250 | NBLANK |
| 5.  | DO 20 M=1,N                 | 00002260 | NBLANK |
| 6.  | I = N1 - M                  | 00002270 | NBLANK |
| 7.  | IF (WORD(I)-BLANK) 40,20,40 | 00002280 | NBLANK |
| 8.  | 20 CONTINUE                 | 00002290 | NBLANK |
| 9.  | 40 NBLANK = 6 * I           | 00002300 | NBLANK |
| 10. | RETURN                      | 00002310 | NBLANK |
| 11. | END                         | 00002320 | NBLANK |



```

NEWTAP NEWTAP NEWTAP NEWTAP NEWTAP NEWTAP NEWTAP NEWTAP NEWTAP NEWTAP
1. SUBROUTINE NEWTAP(PA,VP,W,TMPTIM)
2. C
3. INTEGER HEADER(12), PR(1), VP(1), W(1)
4. C
5. COMMON /FIXCON/ CON(1)
6. COMMON /TEMP / T(1)
7. COMMON /DIMENS/ NND, NNA, NTL
8. C
9. DATA IUT / 24 /
10. C
11. C
12. READ(IUT) HEADER, (NP,I=1,6), NPR, NVP, NP,NP,NP, NW, NP,NP, NSL
13. IF(PR(1) .NE. NPR) GO TO 10
14. IF(VP(1) .NE. NVP) GO TO 10
15. IF(W(1) .NE. NW) GO TO 10
16. IF(NTL .EQ. NSL) GO TO 20
17. 10 CALL TOPLIN
18. WRITE(6,15) HEADER, PR(1), VP(1), W(1), NTL, NPR, NVP, NW, NSL
19. 15 FORMAT(82H0* * * ITEM COUNTS FROM HISTORY TAPE DO NOT MATCH ITEM
20. 1COUNTS FOR THIS RUN * * *// 8X 29HTHE HISTORY TAPE LABEL IS -
21. 2 12A6 // 8X 43HTHE ITEM COUNTS FOR THIS RUN ARE - - - - 15,
22. 3 3NPR, 15, 3NVP, 15, 3NW, 15, 3NSL /
23. 4 8X 43HTHE ITEM COUNTS FROM THE HISTORY TAPE ARE - 15,
24. 5 3NPR, 15, 3NVP, 15, 3NW, 15, 3NSL /)
25. CALL MLKBCR
26. CALL EXIT
27. C
28. 20 READ(IUT) XTIME, (PR(I+1),I=1,NPR), (VP(I+1),I=1,NVP),
29. 1 (W(I+1),I=1,NW), (T(I),I=1,NSL)
30. IF(XTIME .LT. 0.0) GO TO 30
31. IF(XTIME .LT. TMPTIM) GO TO 20
32. GO TO 50
33. 30 XTIME = -XTIME
34. WRITE(6,40)
35. 40 FORMAT(80H0HISTORY TAPE READ TIME IS GREATER THAN THE LAST TIME PD
36. 1INT ON THE HISTORY TAPE)
37. 50 WRITE(6,60) XTIME
38. 60 FORMAT(62H0INITIAL TEMPERATURES AND VALVE POSITIONS INPUT FROM U-T
39. 1APE AT 612.5)
40. RETURN
41. END
NEWTAP NEWTAP NEWTAP NEWTAP NEWTAP NEWTAP NEWTAP NEWTAP NEWTAP NEWTAP

```

A-75



NONLIN NONLIN NONLIN NONLIN NONLIN NONLIN NONLIN NONLIN NONLIN NONLIN

|     |                              |       |        |
|-----|------------------------------|-------|--------|
| 1.  | SUBROUTINE NONLIN            |       | NONLIN |
| 2.  | INCLUDE COMM,LIST            |       | NONLIN |
| 3.  | NMC = NNA*AND                |       | NONLIN |
| 4.  | DO 50 I = 1,NMC              |       | NONLIN |
| 5.  | 50 O(I) = 0.0                |       | NONLIN |
| 6.  | KEEP1 = NOIM                 | *NEW  | NONLIN |
| 7.  | KEEP2 = NTH                  | *NEW  | NONLIN |
| 8.  | NOIM = NOIM - NNC            | *NEW  | NONLIN |
| 9.  | NTH = NTH + NNC              | *NEW  | NONLIN |
| 10. | CALL VARBL1                  | *NEW  | NONLIN |
| 11. | NOIM = KEEP1                 | *NEW  | NONLIN |
| 12. | NTH = KEEP2                  | *NEW  | NONLIN |
| 13. | J1 = 0                       | ** -1 | NONLIN |
| 14. | J2 = 1                       |       | NONLIN |
| 15. | IF(NND.EQ.0) GO TO 86        |       | NONLIN |
| 16. | DO 85 I = 1,NND              |       | NONLIN |
| 17. | INCLUDE VARCL,LIST           |       | NONLIN |
| 18. | INCLUDE VARQ,LIST            |       | NONLIN |
| 19. | 70 J1 = J1+1                 |       | NONLIN |
| 20. | LG = FLD(5,16,NSQ1(J1))      |       | NONLIN |
| 21. | IF(LG.EQ.0) GO TO 85         |       | NONLIN |
| 22. | LTA = FLD(22,14,NSQ1(J1))    |       | NONLIN |
| 23. | INCLUDE VARC,LIST            |       | NONLIN |
| 24. | C CHECK FOR LAST CONDUCTOR   |       | NONLIN |
| 25. | IF(NSQ1(J1).GT.0) GO TO 70   |       | NONLIN |
| 26. | 85 CONTINUE                  |       | NONLIN |
| 27. | 86 CONTINUE                  |       | NONLIN |
| 28. | IF(NNA.EQ.0) GO TO 166       |       | NONLIN |
| 29. | L1 = NND+1                   |       | NONLIN |
| 30. | JJ1 = J1                     |       | NONLIN |
| 31. | JJ2 = J2                     |       | NONLIN |
| 32. | DO 165 L = L1,NNC            |       | NONLIN |
| 33. | INCLUDE VRQ2,LIST            |       | NONLIN |
| 34. | 135 JJ1 = JJ1+1              |       | NONLIN |
| 35. | LG = FLD(5,16,NSQ1(JJ1))     |       | NONLIN |
| 36. | LTA = FLD(22,14,NSQ1(JJ1))   |       | NONLIN |
| 37. | INCLUDE VRG2,LIST            |       | NONLIN |
| 38. | C CHECK FOR LAST CONDUCTOR   |       | NONLIN |
| 39. | IF(NSQ1(JJ1).GT.0) GO TO 135 |       | NONLIN |
| 40. | 165 CONTINUE                 |       | NONLIN |
| 41. | 166 CONTINUE                 |       | NONLIN |
| 42. | RETURN                       |       | NONLIN |
| 43. | END                          |       | NONLIN |

A-76

111

```

1. SUBROUTINE NTWRK(L14)
2. C
3. LOGICAL LVP, LIFR, LAR, LOP, COP, FIRST
4. C
5. DIMENSION RDATA(1)
6. C
7. COMMON /ARRAY / RDATA(1)
8. COMMON /FOATA / L2, L3, L4, L5, L6, L7, L8, L9
9. COMMON /FOATA / LVP, LIFR, LAR, LOP
10. COMMON /FOATA / COP, LRJ, RRJ, RJ, LRU, RRU, RRU, GC2
11. COMMON /FOATA / TOL, MXPASS, EPS, PROF
12. COMMON /XSPACE/ NDIM, NTH, NEXT(1)
13. C
14. EQUIVALENCE (RDATA,FOATA)
15. C
16. C
17. L20=NDATA(L14)-3
18. L25 = NTH + 1
19. NEXT(L25) = NDIM
20. NPRN = 0
21. FIRST = .TRUE.
22. EPROF = 1.0
23. C
24. C PASS LOOP
25. C
26. DO 540 NPASS=1,MXPASS
27. DWRK = 0.0
28. C
29. IF(.NOT. COP) GO TO 470
30. IF(.NOT. FIRST) CALL TOPLIN
31. CALL LINECK(4)
32. WRITE(6,460) NPASS, NDATA(L14+1)
33. 460 FORMAT(///12H * * * PASS 15, 13H FOR NETWORK 46, 7H * * *)
34. C
35. C TUBE LOOP
36. C
37. 470 DO 520 J=4,L20,5
38. K = L14 + J
39. NTB = NDATA(K)
40. NFRM = NDATA(K+1)
41. NTJ = NDATA(K+2)
42. RDAT = NDATA(K+3)
43. L30 = NDATA(K+4)
44. C
45. IF(FIRST) GO TO 475
46. NFRM = NEXT(L25+NFRM)
47. NTJ = NEXT(L25+NTJ)
48. C
49. 475 IF(.NOT. COP) GO TO 500
50. CALL LINECK(3)
51. WRITE(6,480) NTB, NFRM, NTJ, RDAT, RDATA(L2+NTB)
52. 480 FORMAT(// 7X 7HNTB = 110 , 8X 7HNFRM = 110 ,
53. 1 8X 7HNTJ = 110 , 8X 7HRDAT = 110 , 8X 7H.(NTB)= 613.2)
54. C
55. 500 IF(RDAT) 505,517,510
56. 505 NTH = NTH + NPRN + 1
57. CALL NTWRK(L30,RDATA(L2+NTB),NFRM,NTJ)
58. NTH = L25 - 1
59. RDATA(L4+NTB) = RDATA(L2+NTB)/(RDATA(L3+NFRM)-RDATA(L3+NTJ))

```

ONEW

A-77

|      |                                                                       |      |       |
|------|-----------------------------------------------------------------------|------|-------|
| 60.  | IF(.NOT. COP) GO TO 515                                               | *NEW | NTWRK |
| 61.  | CALL LINECK(3)                                                        | *NEW | NTWRK |
| 62.  | WRITE(4,506) NPASS,NDATA(L14+1)                                       | *NEW | NTWRK |
| 63.  | 506 FORMAT(/ 23H * * * CONTINUING PASS IS, 13H FOR NETWORK A6,        | *NEW | NTWRK |
| 64.  | 1 TH * * *)                                                           | *NEW | NTWRK |
| 65.  | GO TO 515                                                             |      | NTWRK |
| 66.  | 510 CALL FLRES(L13,NTB)                                               |      | NTWRK |
| 67.  | C                                                                     |      | NTWRK |
| 68.  | C APPLY USER ADDED RESISTANCE TO FLOW CONDUCTOR                       |      | NTWRK |
| 69.  | C                                                                     |      | NTWRK |
| 70.  | 517 IF(LAR) RDATA(L4+NTB) = 1.0/(1.0/RDATA(L4+NTB)+RDATA(L8+NTB))     |      | NTWRK |
| 71.  | 515 IF(.NOT. FIRST) GO TO 520                                         |      | NTWRK |
| 72.  | CALL PRN(NEXT(L25),NPRN,NDATA(K+1))                                   |      | NTWRK |
| 73.  | CALL PRN(NEXT(L25),NPRN,NDATA(K+2))                                   |      | NTWRK |
| 74.  | 520 CONTINUE                                                          |      | NTWRK |
| 75.  | C                                                                     |      | NTWRK |
| 76.  | CALL FLOBAL(NPRN,L14, 0, 0, 0, EPROF,DWXX)                            | *NEW | NTWRK |
| 77.  | C                                                                     | **=1 | NTWRK |
| 78.  | IF(DWXX .GT. TOL) GO TO 530                                           |      | NTWRK |
| 79.  | DO 525 J=4,L20,5                                                      |      | NTWRK |
| 80.  | N = L14 + J                                                           |      | NTWRK |
| 81.  | NFRM = NDATA(K+1)                                                     |      | NTWRK |
| 82.  | NTO = NDATA(K+2)                                                      |      | NTWRK |
| 83.  | NDATA(K+1) = NEXT(L25+NFRM)                                           |      | NTWRK |
| 84.  | NDATA(K+2) = NEXT(L25+NTO)                                            |      | NTWRK |
| 85.  | IF(.NOT. LOP) GO TO 525                                               |      | NTWRK |
| 86.  | C                                                                     |      | NTWRK |
| 87.  | C CALCULATE PRESSURE DROP IN TUBE                                     |      | NTWRK |
| 88.  | C                                                                     |      | NTWRK |
| 89.  | NTB = NDATA(K)                                                        |      | NTWRK |
| 90.  | NFRM = NDATA(K+1)                                                     |      | NTWRK |
| 91.  | NTO = NDATA(K+2)                                                      |      | NTWRK |
| 92.  | RDATA(L9+NTB) = RDATA(L13+NFRM) - RDATA(L13+NTO)                      |      | NTWRK |
| 93.  | 525 CONTINUE                                                          |      | NTWRK |
| 94.  | RETURN                                                                |      | NTWRK |
| 95.  | 530 FIRST = .FALSE.                                                   |      | NTWRK |
| 96.  | EPROF = FROF                                                          | *NEW | NTWRK |
| 97.  | 540 CONTINUE                                                          |      | NTWRK |
| 98.  | C                                                                     |      | NTWRK |
| 99.  | CALL TDPLN                                                            |      | NTWRK |
| 100. | WRITE(6,560) NDATA(L14+1), MXPASS, DWXX, TOL                          |      | NTWRK |
| 101. | 560 FORMAT(85H0 * * * SUBROUTINE NTWRK FAILED TO CONVERGE TO A SOLUTI |      | NTWRK |
| 102. | ION FOR PRESSURES FOR NETWORK A6, 7H * * * //                         |      | NTWRK |
| 103. | 2 BX 19HMAXIMUM PASSES - 110 /                                        |      | NTWRK |
| 104. | 3 BX 19HMAXIMUM CHANGE - 613.8 /                                      |      | NTWRK |
| 105. | 4 BX 19HMAXIMUM ALLOWABLE - 613.8 )                                   |      | NTWRK |
| 106. | C                                                                     |      | NTWRK |
| 107. | CALL WLBCK                                                            |      | NTWRK |
| 108. | CALL JUTCAL                                                           |      | NTWRK |
| 109. | CALL FLPRNT(RDATA(L4),15HFLOW CONDUCTORS)                             |      | NTWRK |
| 110. | CALL EXIT                                                             |      | NTWRK |
| 111. | C                                                                     |      | NTWRK |
| 112. | END                                                                   |      | NTWRK |

























PLOTA PLOTA PLOTA PLOTA PLOTA PLOTA PLOTA PLOTA PLOTA PLOTA PLOTA

- 1. SEE GEPLDT-(COMBIN,NBLANK-GEPLDT-OBAL) PLOTA
- 2. USE GEPLDT/CODE PLOTA





POL POL POL POL POL POL POL POL POL POL

```
1. FUNCTION POL(LOC,X)
2. C
3. COMMON /ARRAY/ NDATA(1)
4. C
5. CALL DDEG1(X,NDATA(LOC),Y)
6. POL = Y
7. RETURN
8. END
```

POL  
POL  
POL  
POL  
POL  
POL  
POL

11-11-68  
11-11-68

```
PRN PRN PRN PRN PRN PRN PRN PRN PRN PRN
1. SUBROUTINE PANLOC,N,NODE) PRN
2. C PRN
3. DIMENSION LOC(1) PRN
4. C PRN
5. C PRN
6. IF(N .LT. 1) GO TO 20 PRN
7. DO 10 J=1,N PRN
8. IF(LOC(J+1) .EQ. NODE) GO TO 30 PRN
9. 10 CONTINUE PRN
10. 20 N = N + 1 PRN
11. IF(N .GT. LOC(1)) GO TO 40 PRN
12. LOC(N+1) = NODE PRN
13. NODE = N PRN
14. RETURN PRN
15. 30 NODE = J PRN
16. RETURN PRN
17. C PRN
18. 40 NEED = N - LOC(1) PRN
19. CALL TOPLIN PRN
20. WRITE(6,50) NEED PRN
21. 50 FORMAT(83HD* * * INSUFFICIENT DYNAMIC STORAGE AVAILABLE FOR FLOW PRN
22. IBALANCING SUBROUTINE * * * // 8X 5MSHORT IS, 1CM LOCATIONS) PRN
23. CALL MLKBCA PRN
24. CALL EXIT PRN
25. C PRN
26. END PRN
```



```

PSOR PSOR PSOR PSOR PSOR PSOR PSOR PSOR PSOR PSOR
1. SUBROUTINE PSOR(L,M,A,R,X,EPS,W) PSOR
2. C PSOR
3. C SUBROUTINE PSOR SOLVES A SYSTEM OF SIMULTANEOUS EQUATIONS USING A PSOR
4. C STATIONARY POINT ITERATIVE SUCCESSIVE OVERRELAXATION METHOD. PSOR
5. C PSOR
6. DIMENSION A(M,M), R(M), X(M) PSOR
7. C PSOR
8. MAXK=100*M PSOR
9. W1 = W - 1.0 PSOR
10. C PSOR
11. DO 600 K=1,MAXK PSOR
12. BIGC = 0.0 PSOR
13. DO 500 I=1,M PSOR
14. SUM = -A(I,I)*X(I) PSOR
15. DO 100 J=1,M PSOR
16. IF(A(I,J)) ,100 PSOR
17. SUM = SUM + A(I,J)*X(J) PSOR
18. 100 CONTINUE PSOR
19. 400 TEMP = W*(R(I)-SUM)/A(I,I) - W1*X(I) PSOR
20. CMNG = ABS(TEMP-X(I)) PSOR
21. IF(CMNG .GT. BIGC) BIGC = CMNG PSOR
22. X(I) = TEMP PSOR
23. 500 CONTINUE PSOR
24. C PSOR
25. IF(BIGC-EPS)700,700 PSOR
26. 600 CONTINUE PSOR
27. C PSOR
28. C PSOR
29. 640 CONTINUE PSOR
30. C PSOR
31. WRITE(6,430) MAXK,BIGC,EPS,W PSOR
32. 630 FORMAT(1H1 // 1X13(1H*) // 50H SUBROUTINE PSOR FAILED TO CONVERGE PSOR
33. X TO A SOLUTION. //11X 26HMAXIMUM ITERATIONS - I10 / PSOR
34. X // 11X 26HLARGEST CHANGE - E13.8 / PSOR
35. X // 11X 26HMAXIMUM ALLOWABLE CHANGE - E13.8 / PSOR
36. X // 11X 26HOVERRELAXATION PARAMETER - E13.8 // PSOR
37. X 1X 13(1H*) PSOR
38. C PSOR
39. CALL GENR(A,1,0,'COEFFICIENTS OF P(J)') PSOR
40. DO 670 J=1,M PSOR
41. K = J PSOR
42. CALL ENE(K,1,1,'O COLUMN') PSOR
43. CALL GENR(A(1,J),1,M,' ') PSOR
44. 670 CONTINUE PSOR
45. CALL GENR(1,M,'ORIGHT HAND SIDE') PSOR
46. CALL GENR(X,1,M,'COMPUTED VALUES OF P AFTER MAXIMUM ITERATIONS') PSOR
47. IF(BIGC-EPS) 700,700 PSOR
48. C PSOR
49. RETURN PSOR
50. C PSOR
51. 700 CONTINUE PSOR
52. 710 FORMAT(///7X' PSOR CONVERGED TO A SOLUTION FOR PRESSURES IN'15, PSOR
53. X' ITERATIONS') PSOR
54. RETURN 1 PSOR
55. END PSOR

```

A-92



|      |                                                                       |       |
|------|-----------------------------------------------------------------------|-------|
| 60.  | CURVO(LCC) = .99999                                                   | RADIR |
| 61.  | 20 CONTINUE                                                           | RADIR |
| 62.  | WRITE(6,403)(CURVO(ISREF+KK),KK=1,NS)                                 | RADIR |
| 63.  | *03 FORMAT(//6X'SURFACE REFLECTIVITY DATA'//(12X10E12.5))             | RADIR |
| 64.  | IF(NS .NE. NCURVO(ISREF)) GO TO 502                                   | RADIR |
| 65.  | DO 40 I=1,NS                                                          | RADIR |
| 66.  | LCC = ISREF + I                                                       | RADIR |
| 67.  | IF (CURVO(LCC) .GT. 0.0)GO TO 30                                      | RADIR |
| 68.  | CURVO(LCC) = .00001                                                   | RADIR |
| 69.  | GO TO 40                                                              | RADIR |
| 70.  | 30 IF (CURVO(LCC) .LT. 1.0) GO TO 40                                  | RADIR |
| 71.  | CURVO(LCC) = .99999                                                   | RADIR |
| 72.  | 40 CONTINUE                                                           | RADIR |
| 73.  | IBEG = ISCON + 1                                                      | RADIR |
| 74.  | IEND = ISCON + NCURVO(ISCON)                                          | RADIR |
| 75.  | WRITE(6,405)(NCURVO(KK),KK=IBEG,IEND)                                 | RADIR |
| 76.  | *05 FORMAT(//6X'SURFACE CONNECTION DATA'//11X'FROM SURFACE'7X'TO SURF | RADIR |
| 77.  | *ACE'8X'VIEW FACTOR'//(10X15,12X15,7X12.5))                           | RADIR |
| 78.  | LCC = NNA                                                             | RADIR |
| 79.  | WRITE(6,410)                                                          | RADIR |
| 80.  | *10 FORMAT(//6X'NODE DATA'//11X'SURFACE'6X'4('NODE'11X'AREA'6X'//)    | RADIR |
| 81.  | DO 60 I=1,NS                                                          | RADIR |
| 82.  | LL = ISNA + 3*I                                                       | RADIR |
| 83.  | IBEG = LCC + 1                                                        | RADIR |
| 84.  | IEND = LCC + NCURVO(LCC)                                              | RADIR |
| 85.  | WRITE(6,415) NCURVO(LL-1), (NCURVO(KK),KK=IBEG,IEND)                  | RADIR |
| 86.  | *15 FORMAT(13X15,(119,4(110,F15.5)))                                  | RADIR |
| 87.  | IF(NCURVO(LL+1) .NE. NCURVO(LCC)/2) GO TO 504                         | RADIR |
| 88.  | IST = LCC + 2                                                         | RADIR |
| 89.  | LCC = LCC + NCURVO(LCC)                                               | RADIR |
| 90.  | ASUM = 0.                                                             | RADIR |
| 91.  | DO 50 J=IST,LCC,2                                                     | RADIR |
| 92.  | ASUM = ASUM + CURVO(J)                                                | RADIR |
| 93.  | 50 CONTINUE                                                           | RADIR |
| 94.  | IF(ABS(ASUM-CURVO(LL))/CURVO(LL) .GT. .01) GO TO 505                  | RADIR |
| 95.  | LCC = LCC + 1                                                         | RADIR |
| 96.  | 60 CONTINUE                                                           | RADIR |
| 97.  | IF(.5*(NS+NS+NS) .GT. NCURVO(ISEA)) GO TO 506                         | RADIR |
| 98.  | LL = ISNA - 1                                                         | RADIR |
| 99.  | LCC = ISCON                                                           | RADIR |
| 100. | DO 80 I=1,NC,3                                                        | RADIR |
| 101. | DO 75 J=1,2                                                           | RADIR |
| 102. | LCC = LCC + 1                                                         | RADIR |
| 103. | DO 70 K=1,NS                                                          | RADIR |
| 104. | IF(NCURVO(LCC) .EQ. NCURVO(LL+3*K)) GO TO 72                          | RADIR |
| 105. | 70 CONTINUE                                                           | RADIR |
| 106. | GO TO 507                                                             | RADIR |
| 107. | 72 NCURVO(LCC) = K                                                    | RADIR |
| 108. | 75 CONTINUE                                                           | RADIR |
| 109. | LCC = LCC + 1                                                         | RADIR |
| 110. | 80 CONTINUE                                                           | RADIR |
| 111. | DO 100 I=1,NC,3                                                       | RADIR |
| 112. | LCC = ISCON + I                                                       | RADIR |
| 113. | NFR = NCURVO(LCC)                                                     | RADIR |
| 114. | NTJ = NCURVO(LCC+1)                                                   | RADIR |
| 115. | LCC1 = ISNA + 3*NFR                                                   | RADIR |
| 116. | EA = -CURVO(LCC+2)*CURVO(LCC1)                                        | RADIR |
| 117. | IF(NFR-NTJ)/NS,95                                                     | RADIR |
| 118. | NHLD = NFR                                                            | RADIR |
| 119. | NFR = NTJ                                                             | RADIR |
| 120. | NTJ = NHLD                                                            | RADIR |
| 121. | 95 LOC2 = (NFR-1)*NS - (NFR+NFR-NFR)/2 + NTJ                          | RADIR |
| 122. | CURVO(ISEA+LOC2) = EA                                                 | RADIR |







```

RAD53L RAD53L RAD53L RAD53L RAD53L RAD53L RAD53L RAD53L RAD53L RAD53L RAD53L
1. SUBROUTINE RAD53L(NLOC)
2. C CALCULATION FOR SOLAR CROSS RADIATION
3. COMMON /ARRAY / CURVO(1)
4. COMMON /FIXCON/ TIME
5. COMMON /SOURCE/ Q(1)
6. C
7. DIMENSION NLOC(1)
8. DIMENSION NCURVO(1), FMT(12)
9. EQUIVALENCE (CURVO,NCURVO)
10. C
11. IF(NLOC(1) .EQ. 7) GO TO 2
12. CALL TQPLIN
13. WRITE(6,1) NLOC(1)
14. 1 FORMAT(5H0' * * INCORRECT NUMBER OF ELEMENTS INPUT TO RAD53L, IC
15. 1 = 15, 7H * * *)
16. CALL MLRBCX
17. CALL EXIT
18. C
19. 2 ISNA = NLOC(2)
20. ISALP = NLOC(3)
21. ISREF = NLOC(4)
22. ISHT = NLOC(5)
23. ISCON = NLOC(6)
24. MNA = NLOC(7)
25. ISEA = NLOC(8)
26. NS = NCURVO(ISNA+1)
27. NC = NCURVO(ISCON)
28. IF(NCURVO(ISALP))150,500
29. IBEG = ISNA + 1
30. IEND = ISNA + NCURVO(ISNA)
31. CALL TQPLIN
32. WRITE(6,400) (NCURVO(KK),KK=IBEG,IEND)
33. 400 FORMAT(' SOLAR CROSS RADIATION DATA'///6X'SURFACE DATA'///11X'NUM
34. XBER OF SURFACES = '15//11X'SURFACE NUMBER'7X'SURFACE AREA'7X'NUMBER
35. 1 OF NODES'///(20X15,7XF12.5,16X15))
36. IF(NS .NE. (NCURVO(ISNA)-1)/3) GO TO 501
37. WRITE(6,401) (CURVO(ISALP+KK),KK=1,NS)
38. 401 FORMAT(///6X'SURFACE ABSORPTIVITY DATA'///(12X10E12.5))
39. IF(NS .NE. NCURVO(ISALP)) GO TO 500
40. DO 20 I=1,NS
41. LOC = ISALP + I
42. IF (CURVO(LOC) .GT. 0.0) GO TO 10
43. CURVO(LOC) = .00001
44. GO TO 20
45. 10 IF (CURVO(LOC) .LT. 1.0) GO TO 20
46. CURVO(LOC) = .99999
47. 20 CONTINUE
48. WRITE(6,403) (CURVO(ISREF+KK),KK=1,NS)
49. 403 FORMAT(///6X'SURFACE REFLECTIVITY DATA'///(12X10E12.5))
50. IF(NS .NE. NCURVO(ISREF)) GO TO 502
51. DO 40 I=1,NS
52. LOC = ISREF + I
53. IF (CURVO(LOC) .GT. 0.0)GO TO 30
54. CURVO(LOC) = .00001
55. GO TO 40
56. 30 IF (CURVO(LOC) .LT. 1.0) GO TO 40
57. CURVO(LOC) = .99999
58. 40 CONTINUE
59. WRITE(6,404)

```

\*NEW  
\*\*1

A-97

















```

TOPLIN TOPLIN TOPLIN TOPLIN TOPLIN TOPLIN TOPLIN TOPLIN TOPLIN TOPLIN TOPLIN
1. SUBROUTINE TOPLIN TOPLIN
2. C TOPLIN
3. COMMON /TITLE / N(20) TOPLIN
4. COMMON /FIXCON/ N(1) TOPLIN
5. C TOPLIN
6. IF(N(20) .EQ. 11) RETURN TOPLIN
7. N(20) = 11 TOPLIN
8. N(29) = N(29) + 1 TOPLIN
9. WRITE(6,100) N(29), N TOPLIN
10. 100 FORMAT(12#HLTRM SYSTEMS IMPROVED NUMERICAL DIFFERENCING ANALYZER TOPLIN
11. * - - - SINDA - - - UNIVAC-1108 FORTRAN-V VERSION PA TOPLIN
12. *GE , 15 // 5X 20A6) *NEW TOPLIN
13. RETURN **-1 TOPLIN
14. END TOPLIN

```



```

1. SUBROUTINE TPRT
2. C
3. LOGICAL LSRT, CHK
4. C
5. DIMENSION EXT(1)
6. C
7. COMMON /TEMP / T(1)
8. COMMON /XSPACE/ NDIM, NTH, NEXT(1)
9. COMMON /FIXCON/ KON(1)
10. COMMON /DIMENS/ NND, NNA, NNT
11. COMMON /POINTN/ LNODE
12. C
13. EQUIVALENCE (NEXT,EXT)
14. C
15. DATA LSRT / .FALSE. /
16. DATA NT / 1HT /
17. C
18. IF(LNODE .EQ. 0) CALL NNREAD(1)
19. CALL STNDRD
20. IF(LSRT) GO TO 50
21. LSRT = .TRUE.
22. NDIM = NDIM - NNT
23. IF(NDIM .LT. 0) GO TO 100
24. NNODE = NDIM + NTH
25. DO 10 I=1,NNT
26. NEXT(NNODE+I) = 1
27. 10 CONTINUE
28. DO 30 J=2,NNT
29. K = NNT - J + 1
30. CHK = .TRUE.
31. DO 20 N=1,K
32. NN = NEXT(NNODE+N)
33. NN1 = NEXT(NNODE+N+1)
34. IF(NEXT(LNODE+NN) .LE. NEXT(LNODE+NN1)) GO TO 25
35. CHK = .FALSE.
36. NEXT(NNODE+N) = NN1
37. NEXT(NNODE+N+1) = NN
38. 20 CONTINUE
39. IF(CHK) GO TO 50
40. 30 CONTINUE
41. 50 IF(NDIM .LT. 12) GO TO 100
42. J = 1
43. L = 6
44. M = NTH + 1
45. 60 IF(L .GT. NNT) L = NNT
46. K = M
47. DO 70 I=J,L
48. N = NEXT(NNODE+I)
49. NEXT(K) = NEXT(LNODE+N)
50. EXT(K+1) = T(N)
51. K = K + 2
52. 70 CONTINUE
53. K = K - 1
54. IF(KON(28) .LT. 60) GO TO 80
55. CALL TOPLIN
56. WRITE(6,75)
57. 75 FORMAT(1H)
58. KON(28) = KON(28) + 1
59. 80 WRITE(6,90) (NT, NEXT(1), EXT(1+1), I=M,K,2)

```

\*NEW  
\*\*1

A-105





```
60. 90 FORMAT(6(1X, A1, 16, 1H=, 612.5, 1X))
61. KDN(20) = KDN(20) + 1
62. IF(L .EQ. NNT) RETURN
63. J = L + 1
64. L = L + 6
65. GO TO 60
66. 100 WRITE(6,110) NDIM
67. 110 FORMAT(75H0 * * INSUFFICIENT DYNAMIC STORAGE AVAILABLE FOR SUBRO
68. IUTIME TPRNT, NDIM = 15, TH * * *)
69. STOP
70. END.
```

```
TPRNT
TPRNT
TPRNT
TPRNT
TPRNT
TPRNT
TPRNT
TPRNT
TPRNT
TPRNT
TPRNT
TPRNT
```

## APPENDIX B

### USERS DESCRIPTION FOR PLOTA

This appendix presents user descriptions for a SINDA plotting routine, PLOTA, and a tape combining routine, MCOMB. Both routines are on the second file of the SINDA/Version 9 program tape but are main routines rather than user subroutines. A brief description of the routines and the user input description is given below.

#### PLOTA DESCRIPTION

The plot routine which is available on the SINDA program tape can be used with a history tape from a previous SINDA run to generate microfilm output. The items available for plotting are (1) pressures for each pressure node or pressure drop values for each tube, (2) valve positions for each valve, (3) flowrates for each tube and (4) temperatures for each temperature lump. Each of these items may be plotted as a function of mission time. The user specifies the grid time range to be plotted, a time label, and the items to be plotted. A number of history tapes may be combined prior to plotting the results. The user has the option of averaging any portion of the plotted curve and of specifying the range of the ordinate axis.

The system control cards and the data input cards for PLOTA are described below:

#### SYSTEM CONTROL CARDS FOR PLOTA

7  
8Z RUN

7  
8N MSG

7  
8 PLT

7  
8 ASG A=XXX (SINDA PROGRAM TAPE)

7  
8 ASG E=XXX (FIRST TAPE TO BE COMBINED)

7  
8 ASG F=XXX (SECOND TAPE TO BE COMBINED)  
Add additional ASG cards as required for  
tapes to be combined

7  
8 ASG T=XXX (COMBINED TAPE)

7  
8 XQT CUR

TRW A

PEF A

IN A

TRI A

7  
8 XQT PLOTA

DATA CARDS

7  
8 EØF

#### PLOTA DATA CARDS

| <u>Columns</u>                 | <u>Format</u> | <u>Title</u> | <u>Description</u>                                                                                                                       |
|--------------------------------|---------------|--------------|------------------------------------------------------------------------------------------------------------------------------------------|
| <u>Card 1 (Title Card)</u>     |               |              |                                                                                                                                          |
| 1-72                           | 12A6          | TITLEA       | Any 72 alphanumeric characters to be used as heading for each frame of plots                                                             |
| <u>Card 2 (Parameter Card)</u> |               |              |                                                                                                                                          |
| 1-10                           | F10.0         | TA           | First value of time to be plotted (hours).                                                                                               |
| 11-20                          | F10.0         | TZ           | Last value of time to be plotted (hours).                                                                                                |
| 21-30                          | F10.0         | TPG          | Time range for each grid. Number of grids drawn will be (TZ-TA)/TPG. (If TPG is left blank, the job will terminate.)                     |
| 31-35                          | I5            | ITMX         | Time scale label:<br>= 1, "SECONDS"<br>= 2, "MINUTES"<br>= 3, "HOURS"<br>Any other value, "*****"                                        |
| 36-40                          | I5            | MPNT         | Print control code<br>= 1, prints information to be plotted while loading the plot tape<br>≠ 1, will not print information to be plotted |

| <u>Columns</u>                                                              | <u>Format</u> | <u>Title</u> | <u>Description</u>                                                                                                                                                                                                                       |
|-----------------------------------------------------------------------------|---------------|--------------|------------------------------------------------------------------------------------------------------------------------------------------------------------------------------------------------------------------------------------------|
| 41-45                                                                       | I5            | NTP          | Number of tapes to be combined. Use a negative number if start and/or stop times are specified on <u>Card 3</u> for any tape to be combined.                                                                                             |
| 46-50                                                                       | I5            | KT           | Logical unit number to which tape to be plotted is assigned. If left blank, unit 23 is assumed. (See Table B-1) The combined tape is assigned to this unit.                                                                              |
| 51-55                                                                       | I5            | INC          | = 1, every time point and associated data value from the tapes to be combined will be transferred to the combined tape.<br>= 2, every second time point and associated data values will be transferred to the combined tape.<br><br>etc. |
| 56-60                                                                       | I5            | IUNIT        | Logical unit number to which first tape to be combined is assigned. If left blank, unit 7 is assumed.                                                                                                                                    |
| 61-70                                                                       | F10.0         | ASTRT        | Beginning time for averages (hours).                                                                                                                                                                                                     |
| 71-80                                                                       | F10.0         | ASTØP        | Ending time for averages (hours).                                                                                                                                                                                                        |
| <u>Card 3</u> (Required only if NTP < 0. See <u>Card 2</u> columns 41-45)   |               |              |                                                                                                                                                                                                                                          |
| 1-5                                                                         | F5.3          | XSTART       | First time point from first tape to be combined which will be transferred to the combined tape.                                                                                                                                          |
| 6-10                                                                        | F5.3          | XSTØP        | Last time point from first tape to be combined which will be transferred to the combined tape.                                                                                                                                           |
| Repeat XSTART and XSTØP in five column fields for each tape to be combined. |               |              |                                                                                                                                                                                                                                          |
| <u>Card 4</u> (Item Card)                                                   |               |              |                                                                                                                                                                                                                                          |
| 1-5                                                                         | I5            | ITEM         | The item number to be plotted. Use a negative value if this item is to start a                                                                                                                                                           |

| <u>Columns</u> | <u>Format</u> | <u>Title</u> | <u>Description</u>                                                                                                                                                                                                       |
|----------------|---------------|--------------|--------------------------------------------------------------------------------------------------------------------------------------------------------------------------------------------------------------------------|
|                |               |              | new grid. A maximum of four curves may be plotted on one grid. Insert a blank card when the number of items exceeds 34000 divided by the number of points between TA and TZ. More item cards may follow this blank card. |
| 6-7            | A2            | ITYPE        | A two character item type code which determines the type of item to be plotted.<br>= XX, pressures or pressure drop values<br>= VP, valve positions<br>= FR, flow rates<br>= ST, node temperatures                       |
| 8              | I1            | IREL         | = 0, node numbers are actual numbers<br>= 1, node numbers are relative numbers                                                                                                                                           |
| 9-10           | I2            | KAVG         | > 0, calculate the numerical average of this item over the interval specified by ASTRT and ASTOP in columns 61-70 and 71-80 of <u>Card 2</u> .<br>> 9, plot the average on the frame with this item.                     |
| 11-58          | 8A6           | TITLES       | Item description to be printed at the top of each grid, along with the plotting symbol which is generated and used by the program.                                                                                       |
| 59-60          |               |              | Blank                                                                                                                                                                                                                    |

The next two values are optional (may be left blank) on the cards whose item numbers are negative and are ignored on all other item cards.

|       |       |     |                                             |
|-------|-------|-----|---------------------------------------------|
| 61-70 | F10.0 | YLØ | The minimum (reference) value on the Y-axis |
| 71-80 | F10.0 | YHI | The maximum value on the Y-axis             |

The above limits will be replaced by the program if numbers outside this range are found in the histories of the items to be plotted on this grid.

| <u>Columns</u>                                    | <u>Format</u> | <u>Title</u> | <u>Description</u> |
|---------------------------------------------------|---------------|--------------|--------------------|
| Repeat <u>Card 4</u> for each item to be plotted. |               |              |                    |

Card 5

|      |  |       |  |
|------|--|-------|--|
| 1-80 |  | Blank |  |
|------|--|-------|--|

Card 6

|      |  |       |  |
|------|--|-------|--|
| 1-80 |  | Blank |  |
|------|--|-------|--|

If additional history tapes are to be plotted, repeat Card 1 and subsequent cards for each additional history tape.

COMBINE ROUTINE DESCRIPTION

The combine routine, MCOMB, can be used to combine as many as six history tapes into one history tape prior to its being plotted or being compared to another tape. The combined tape which is generated can be saved for future use if required. The user selects the frequency with which the time points and associated data values on the original tapes are added to the new tape. That is, every time point on the original tape can be added to the new tape or every second, third, etc., point can be added depending on the requirements for the combined tape.

The combine routine is a very useful feature if several history tapes are generated on a long mission run. By combining these tapes before plotting, a continuous plot of the mission can be obtained. The convenience of the combine routine can also be observed when mission runs made with different time increments are compared. Obviously, the run made with the smaller time increment will take more computer time than the run made with the larger time increment, and will probably require at least one "restart". In such a situation, there would be two history tapes with the smaller time increment to compare to one with the larger time increment. Normally, this would take two separate runs. However, with the new arrangement, the two tapes with the smaller time increment can be combined and then compared to the tape with the larger time increment on the same run.

The system control cards and the data input cards for MCOMB are described below.

USER'S MANUAL FOR MCOMB ROUTINE

CONTROL AND PROGRAM CARDS

7  
8<sup>Z</sup> RUN

7  
8<sup>N</sup> MSG

7  
8<sup>S</sup> ASG A=XXX (SINDA PROGRAM TAPE)

7  
8 ASG E=XXX (First Tape to be combined)

7  
8 ASG F=XXX (Second tape to be combined)  
Add additional ASG cards as required for  
tapes to be combined.

7  
8 ASG K=XXX (Combined Tape)

7  
8 XQT CUR

TRW A

PEF A

IN A

TRI A

7  
8 XQT MCOMB

DATA CARDS

7  
8 EOF

DATA CARDS FOR MCOMB ROUTINE

| <u>Columns</u>                                                     | <u>Format</u> | <u>Title</u> | <u>Description</u>                                                                                                                                                                                                                             |
|--------------------------------------------------------------------|---------------|--------------|------------------------------------------------------------------------------------------------------------------------------------------------------------------------------------------------------------------------------------------------|
| <u>Card 1</u> (Parameter Card)                                     |               |              |                                                                                                                                                                                                                                                |
| 1-5                                                                | I5            | NTAPE        | Number of tapes to be combined. Use a negative value if start and/or stop times are specified on <u>Card 2</u> .                                                                                                                               |
| 6-10                                                               | I5            | IUNIT        | Logical unit number to which first tape to be combined is assigned. If left blank unit 7 is assumed.                                                                                                                                           |
| 11-15                                                              | I5            | KT           | Logical unit number to which combined tape is assigned. If left blank, unit 13 is assumed.                                                                                                                                                     |
| 16-20                                                              | I5            | KODE2        | = 1, time to be added to the times read from tapes to be combined will be supplied on Card 3.<br>= 0, transfer times as read from tapes to be combined.                                                                                        |
| 21-25                                                              | I5            | INC          | = 1; every time point and associated data values read from the tapes to be combined will be transferred to the combined tape.<br>= 2, every second time point and associated data values will be transferred to the combined tape.<br><br>etc. |
| Card 2 (Required only if NTAPE < 0. See <u>Card 1</u> columns 1-5) |               |              |                                                                                                                                                                                                                                                |
| 1-5                                                                | F5.3          | XSTART       | First time point from first tape to be combined which will be transferred to the combined tape.                                                                                                                                                |
| 6-10                                                               | F5.3          | XSTOP        | Last time point from first tape which will be transferred to the combined tape.                                                                                                                                                                |



| <u>Columns</u>                                                               | <u>Format</u> | <u>Title</u> | <u>Description</u> |
|------------------------------------------------------------------------------|---------------|--------------|--------------------|
| Repeat XSTART and XSTOP in five columns fields for each tape to be combined. |               |              |                    |

Card 3 (Required only if KØDE2 > 0. See Card 1 columns 16-20)

|      |       |     |                                                                       |
|------|-------|-----|-----------------------------------------------------------------------|
| 1-10 | F10.0 | ADD | Time to be added to each time read from<br>first tape to be combined. |
|------|-------|-----|-----------------------------------------------------------------------|

Repeat ADD in 10 column fields for each tape to be combined.

TABLE B-I

CORRESPONDENCE BETWEEN FORTRAN UNIT NO. & I/O DEVICE

| <u>FORTRAN UNIT NO.</u> | <u>I/O DEVICE</u> |
|-------------------------|-------------------|
| 1                       | A                 |
| 2                       | B                 |
| 3                       | C                 |
| 4                       | D                 |
| 7                       | E                 |
| 8                       | F                 |
| 9                       | G                 |
| 10                      | H                 |
| 11                      | I                 |
| 12                      | J                 |
| 13                      | K                 |
| 14                      | L                 |
| 15                      | M                 |
| 16                      | N                 |
| 18                      | O                 |
| 19                      | P                 |
| 20                      | Q                 |
| 21                      | R                 |
| 22                      | S                 |
| 23                      | T                 |
| 24                      | U                 |
| 25                      | V                 |
| 26                      | W                 |
| 27                      | X                 |
| 28                      | Y                 |
| 29                      | Z                 |