

Bella Vista LED luminaire, which means "beautiful view," features the patent pending Star Power optical system. The Star Power Full Cutoff reflector system is an excellent system which provides great value and performance while being Dark Sky and neighborhood sensitive because *its light source is recessed and hidden two to three inches above the fixture's lens aperture, within the fixture top.*


Bella Vista is available from 18 to 104 watts and its optical system is available in types three and five distributions. The Star Power reflector casts light at a distance of up to five mounting heights with perfect uniformity.

The Bella Vista LED luminaire is available in two sizes to mount as post top or wall mount. Kelvin temperature offerings vary from (warm) 3000, (neutral) 4000 to (cool) 5000. Frosted textured glass is Standard lens. Consult factory for custom lens options.

This "beautiful view" is built to conform to the strictest Made in America standards. It is designed, tooled, fabricated and assembled in the USA.



\* Showing Standard Frosted textured glass lens. Alternative Lens Options below.



**STAR POWER OPTICAL SYSTEM**

The Star Power reflector is an excellent system which provides great value and performance.

**LED WATTAGE CHART**

	16L	32L	48L
350 milliamps	18w	33w	51w
530 milliamps	28w	54w	80w
700 milliamps	36w	71w	104w
1050 milliamps	56w	-	-

**BV-M**

**BV-1**

Project Name:

Type:

Cat #	Light Dist.	# of LED	Milliamps	Kelvin	Volts	Color	Tenon	Options
Bella Vista Mini <b>(BV-M)</b> <i>*16L Only</i>	Type 3 <b>(T3)</b>	16 <b>(16L)</b>	350 <b>(35)</b>	3000K <b>(30K)</b>	120-277 <b>(UNV)</b>	Bronze <b>(BRZ)</b>	Over 2-3/8 O.D. <b>(T2R)</b>	Marine Grade Finish <b>(MGF)</b>
Bella Vista 1 <b>(BV-1)</b>	Type 5 <b>(T5)</b>	32 <b>(32L)</b>	530 <b>(53)</b>	4000K <b>(40K)</b>		White <b>(WHT)</b>	Over 3 O.D. <b>(T3R)</b>	Photocell <b>(PC)</b>
		48 <b>(48L)</b>	700 <b>(7)</b>	5000K <b>(50K)</b>		Silver <b>(SVR)</b>		<i>*Universal Voltage 120-277</i>
			1050 <b>(1)</b>			Hunter Green <b>(HGN)</b>		Surge Protector <b>(10K)</b>
						Black <b>(BLK)</b>		House Side Shield <b>(HSS)</b>
						Graphite <b>(GPH)</b>		NEMA 7 Pin Receptacle + Shortening Cap <b>(7PIN)</b>
						Grey <b>(GRY)</b>		
						Custom <b>(CS)</b>		


## PRODUCT SPECIFICATIONS

**Housing:** Cast Aluminum

**LED:** Lumileds Luxeon MX. CRI 70

**Optics:** Star Power T3 and T5

**Watts:** 18-104

**Listings:** UL 1598 Listed 

**Driver:** 0-10V Dimming driver as standard by Philips Advance THD @ Max Load < 15%

Power Factor @ Max Load < 0.95

**Kelvin:** 3000, 4000, or 5000

**Finish:** 5 mils Powder Coat

**Hardware:** Stainless Steel

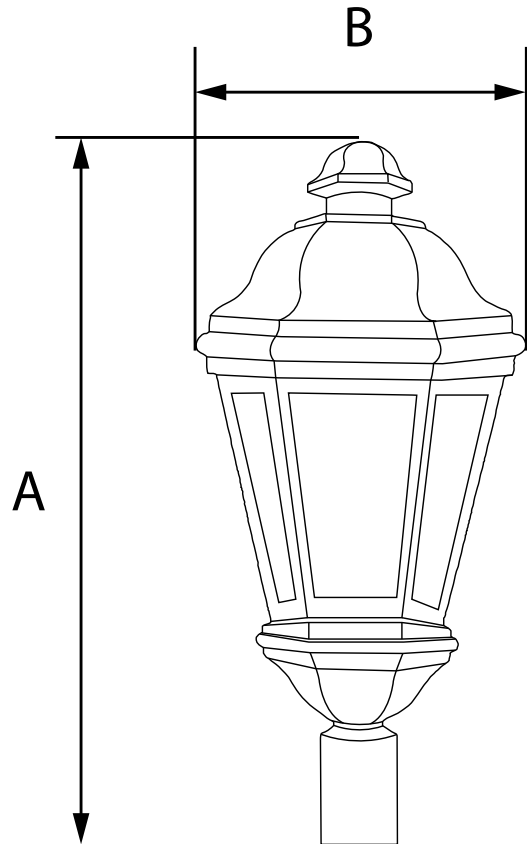
**Warranty:** Standard Warranty is 5 years for Driver and LEDs

## PRODUCT DIMENSIONS

**BELLA VISTA - LUMEN DATA CHART**

PART NUMBER	T3 OPTIC	Lm/W	T5 OPTIC	Lm/W	SYSTEM WATTS
BV-M 16L-35-30K	1764	98	1728	96	18
BV-M 16L-35-40K	1854	103	1800	100	18
BV-M 16L-35-50K	1926	107	1872	104	18
BV-M 16L-53-30K	2744	98	2688	96	28
BV-M 16L-53-40K	2884	103	2800	100	28
BV-M 16L-53-50K	2996	107	2912	104	28
BV-M 16L-7-30K	3528	98	3456	96	36
BV-M 16L-7-40K	3708	103	3600	100	36
BV-M 16L-7-50K	3852	107	3744	104	36
BV-M 16L-1-30K	5398	98	5352	96	56
BV-M 16L-1-40K	5768	103	5600	100	56
BV-M 16L-1-50K	5992	107	5824	104	56
BV-1 32L-35-30K	3234	98	3168	96	33
BV-1 32L-35-40K	3399	103	3300	100	33
BV-1 32L-35-50K	3531	107	3432	104	33
BV-1 32L-53-30K	5292	98	5184	96	54
BV-1 32L-53-40K	5562	103	5400	100	54
BV-1 32L-53-50K	5778	107	5616	104	54
BV-1 32L-7-30K	6958	98	6816	96	71
BV-1 32L-7-40K	7313	103	7100	100	71
BV-1 32L-7-50K	7597	107	7384	104	71
BV-1 48L-35-30K	4998	98	4896	96	51
BV-1 48L-35-40K	5253	103	5100	100	51
BV-1 48L-35-50K	5457	107	5304	104	51
BV-1 48L-53-30K	7840	98	7680	96	80
BV-1 48L-53-40K	8240	103	8000	100	80
BV-1 48L-53-50K	8560	107	8320	104	80
BV-1 48L-7-30K	10192	98	9984	96	104
BV-1 48L-7-40K	10712	103	10400	100	104
BV-1 48L-7-50K	11128	107	10816	104	104

DIMENSION	BV-M	BV-1
<b>A</b>	18.5 in	31.5 in
<b>B</b>	9 in	15 in



OVER 2-3/8" TO 3" OD Ø

