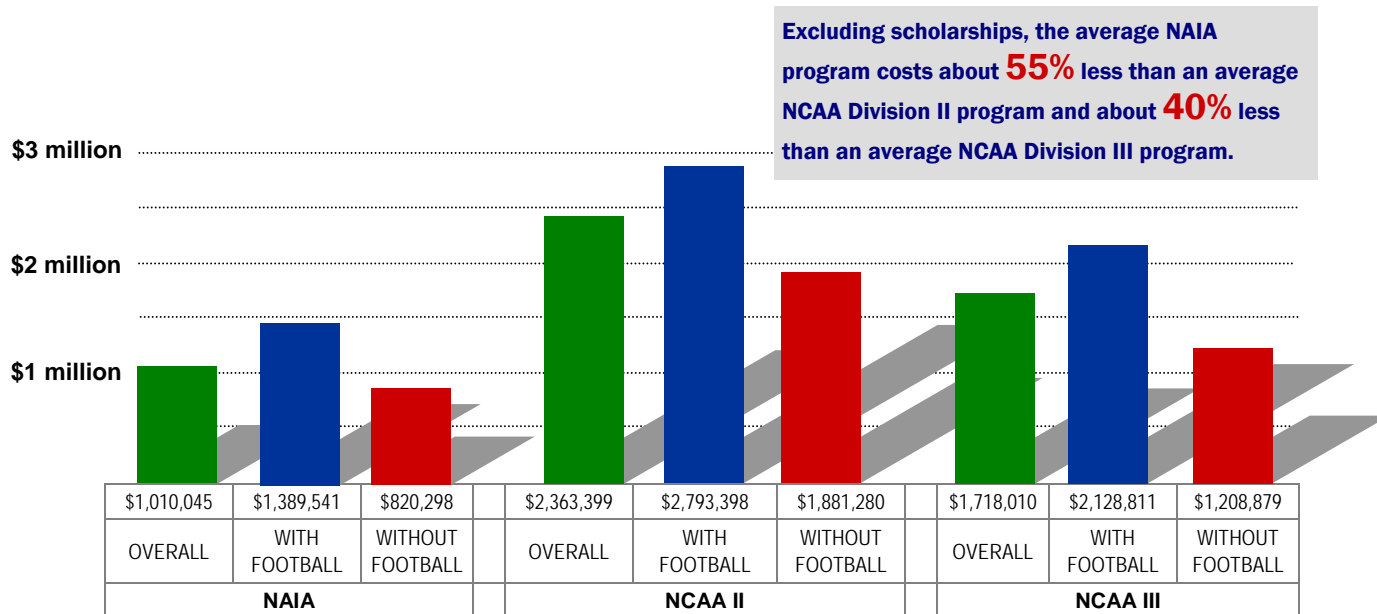
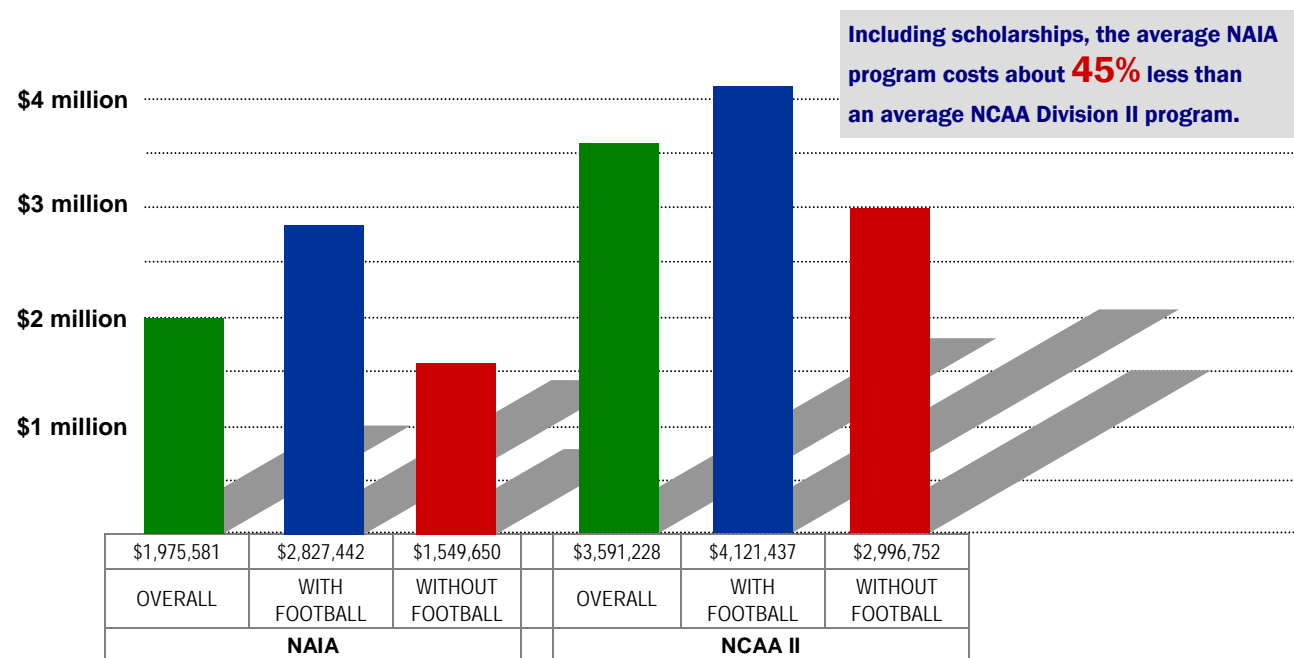


A Closer Look: NAIA-NCAA Athletics Budgets

Cost of running an average institution's athletics program **EXCLUDING** scholarships



Cost of running an average institution's athletics program **INCLUDING** scholarships



Source: [Equity in Athletics Disclosure Act \(EADA\)](#) data 2007-08



A Closer Look: NAIA-NCAA Postseason Expenses

Postseason play provides student-athletes some of the most memorable experiences of their athletics careers and creates lasting impressions and life-long bonds with their team and institution. **The NAIA is the leader in providing broad access for student-athletes' participation in national championships, and those opportunities for student-athletes come at a significantly lower cost.**

Championships Reimbursement

The NAIA reimburses travel expenses for participation in selected championships, and the dollars available for reimbursement vary from sport to sport and year to year, depending on the financial success of a particular championship. The NCAA reimburses postseason expenses based on a formula that covers some or all costs associated with each team's travel for postseason play.

In terms of **direct** expenses for postseason play, teams that qualify for NCAA postseason play generally are guaranteed a higher percentage reimbursement than NAIA postseason qualifiers.

But what about the rest of the picture? Any accurate comparison of NAIA and NCAA championships expenses must take into account **overall** expenses. Compare average operating expenses for NAIA and NCAA Division II athletics programs, and the facts are clear: **Costs for operating programs that regularly appear in NCAA championships far exceed those for comparably successful NAIA programs.**

Data from the federal Equity in Athletics Disclosure Act (EADA, January 2008) show that average NAIA athletics expenditures are slightly more than half those of NCAA Division II:

Average Athletics Expenditures		
	Average Sports Sponsored	Average Athletics Expenses
NAIA	12	\$1.98 million
NCAA Division II	14.5	\$3.59 million

How about the budgets of **top-performing** programs in each association? Using the same federal data, and comparing the top 25 programs in the NAIA and NCAA Division II (NACDA Directors' Cup standings), average athletics expenditures are higher on each, but the basic ratio remains about the same: **Top NAIA programs spend far less than top NCAA Division II programs.**

Top performing NAIA and NCAA Division II Programs	
	Average Athletics Expenses
Top 25 NAIA	\$3.82 million
Top 25 NCAA Division II	\$6.08 million

Average costs for operating programs that regularly appear in NCAA Division II championships far exceed those for comparably successful NAIA programs.

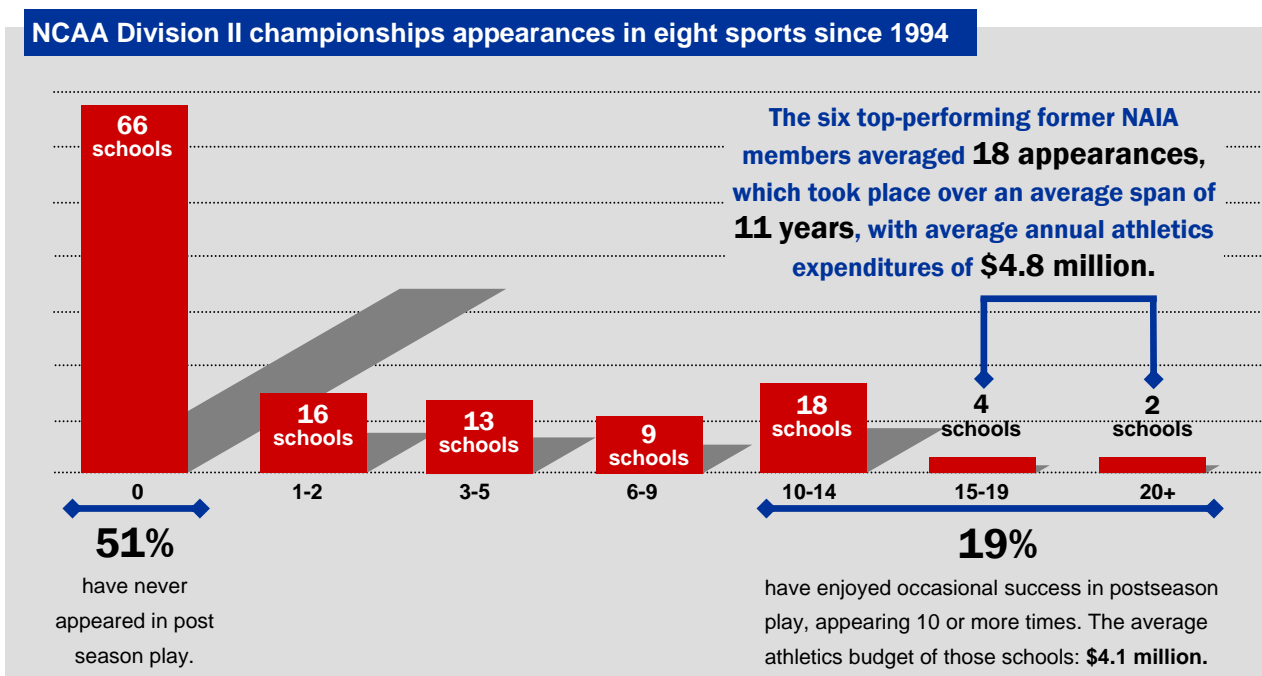


A Closer Look: NAIA-NCAA

NCAA Championships Appearances

How successful have NAIA programs been in moving to the NCAA Division II and qualifying for post season play? A recent NAIA study of 128 former NAIA members that joined NCAA Division II in the past 15 years showed that **more than half of the institutions have never appeared** in NCAA post season in the eight most commonly sponsored sports. Fewer than 20% have qualified for 10 or more NCAA postseason appearances.

The study reviewed NCAA championship participation for each of the institutions that have moved to NCAA Division II since 1994 and counted each NCAA postseason appearance since joining the NCAA in eight of the most commonly sponsored sports. The study results:



If one assumes \$100,000 reimbursement for each postseason appearance (actual reimbursement is less), the five **top-performing** former NAIA members, on average, are receiving total NCAA reimbursements each year of \$163,000, balanced against an annual additional operating outlay (compared to top NAIA performers) of about \$600,000. **That's a net \$437,000 annual loss, with sharp new limitations on students' postseason access.**

The data are clear. Reduced postseason travel costs are not so much the result of increased reimbursement as a very real reduction in qualification for postseason play. Almost without exception, a move to NCAA Division II translates to:

- Severe reductions in opportunities for young men and women to enjoy the special atmosphere of postseason play.
- Sharply increased costs, especially for programs that aspire to even occasional postseason appearances.

Taking into account **all expenses** (including reimbursement), NAIA championships offer far greater access at significantly lower cost.