

MANAV RACHNA INTERNATIONAL INSTITUTE OF RESEARCH & STUDIES
(TRUST CONSOLIDATED)
5 E/1A, BUNGALOW PLOT, NIT, FARIDABAD- 121001
BALANCE SHEET AS ON 31ST MARCH, 2022

<u>SOURCES OF FUNDS :</u>	<u>SCHEDULE</u>	<u>AS ON 31ST MARCH 2022 AMOUNT (RS.)</u>
CORPUS FUND		2,43,22,770
RESERVE AND SURPLUS		41,70,47,096
SECURED LOANS	"A"	73,23,49,262
UNSECURED LOANS		7,07,57,268
LONG TERM LIABILITIES	"B"	1,55,08,231
TOTAL		<u>1,25,99,84,627</u>
 <u>APPLICATION OF FUNDS :</u>		
<u>FIXED ASSETS</u>		
GROSS BLOCK	"C"	2,21,51,59,255
LESS : DEPRECIATION		1,11,45,06,835
NET BLOCK		<u>1,10,06,52,420</u>
 <u>CURRENT ASSETS</u>		
FIXED DEPOSIT WITH BANK	"D"	14,94,54,451
CONSUMABLE STOCK		74,09,545
SUNDRY DEBTORS	"E"	9,26,12,085
CASH & BANK BALANCE		2,10,72,011
ADVANCES	"F"	5,16,98,686
		<u>32,22,46,778</u>
 <u>CURRENT LIABILITIES & PROVISIONS</u>		
SUNDRY CREDITORS		8,80,05,816
EXPENSES PAYABLE	"G"	9,15,49,899
OTHER CURRENT LIABILITIES	"H"	18,64,72,542
		<u>36,60,28,257</u>
NET CURRENT ASSETS		<u>(4,37,81,479)</u>
 DEFERRED REVENUE EXPENDITURE		 <u>20,31,13,686</u>
TOTAL		<u>1,25,99,84,627</u>

IN TERMS OF OUR SEPARATE REPORT OF EVEN DATE ATTACHED

FOR PARVEEN S BANSAL & CO
 CHARTERED ACCOUNTANTS
 FIRM REGN. NO.012677N

FOR MANAV RACHNA INTERNATIONAL INSTITUTE OF RESEARCH & STUDIES

NAME: PARVEEN BANSAL
 (PARTNER)

ADD: 1101-1103, 11th Floor , 81 Business Hub,
 Sector-81, Faridabad-121007

Membership No.:-093611

UDIN No.:- 22093611AXHFTY8773

Place:

Date: 13 0 SEP 2022


 (TRUSTEE)


 (TRUSTEE)

MANAV RACHNA INTERNATIONAL INSTITUTE OF RESEARCH & STUDIES
(TRUST CONSOLIDATED)
5 E/1A, BUNGALOW PLOT, NIT, FARIDABAD- 121001
INCOME AND EXPENDITURE ACCOUNT FOR THE PERIOD ENDED ON 31ST MARCH, 2022

	<u>SCHEDULE</u>	<u>PERIOD ENDED ON 31ST MARCH 2022</u>
<u>INCOME:</u>		<u>AMOUNT (RS.)</u>
FEE FROM STUDENTS		84,61,51,931
INTEREST INCOME		98,52,583
OTHER RECEIPTS	"I"	20,82,76,320
TOTAL OF INCOME		1,06,42,80,834
<u>EXPENSES :</u>		
PERSONNEL EXPENSES	"J"	47,83,08,878
STUDENT WELFARE & TRAINING EXPENSES	"K"	9,34,83,785
BOOKS & JOURNALS EXPENSES		44,26,558
RESEARCH & DEVELOPMENT EXPENSES		1,56,14,588
IT & COMMUNICATION EXPENSES		86,33,899
OPERATIONAL & ADMINISTRATIVE EXPENSES	"L"	25,16,15,264
FINANCIAL EXPENSES	"M"	7,18,77,537
TOTAL OF EXPENSES		92,39,60,509
EXCESS OF INCOME OVER EXPENSES BEFORE DEPRECIATION		14,03,20,325
DEPRECIATION	"C"	10,28,36,162
EXCESS OF INCOME OVER EXPENSES AFTER DEPRECIATION		3,74,84,163
INCOME BROUGHT FORWARD FROM LAST YEAR		37,95,62,934
BALANCE CARRIED TO BALANCE SHEET		41,70,47,096

IN TERMS OF OUR SEPARATE REPORT OF EVEN DATE ATTACHED

FOR PARVEEN S BANSAL & CO
CHARTERED ACCOUNTANTS
FIRM REGN. NO.012677N



FOR MANAV RACHNA INTERNATIONAL INSTITUTE OF RESEARCH & STUDIES

NAME: PARVEEN BANSAL
(PARTNER)

ADD: 1101-1103, 11th Floor , 81 Business Hub,
Sector-81, Faridabad-121007

Membership No.:093611

UDIN No.:- 22093611 AX HFTY8773

(TRUSTEE)

(TRUSTEE)

Place:

Date: 13 0 SEP 2022

MANAV RACHNA INTERNATIONAL INSTITUTE OF RESEARCH & STUDIES
(TRUST CONSOLIDATED)
SCHEDULES FORMING PART OF BALANCE SHEET

AS ON
31ST MARCH, 2022

SECURED LOAN	SCHEDULE "A" AMOUNT IN "RS"
INDUSIND BANK	44,76,96,586
INDIAN BANK (PREV. KNOWN AS ALLAHABAD BANK)	6,45,08,902
HDFC BANK LTD.	21,90,92,799
ICICI BANK LTD	6,95,792
KOTAK MAHINDRA PRIME LTD	3,55,183
TOTAL	73,23,49,262

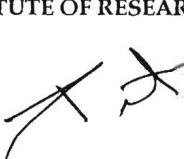
LONG TERM LIABILITIES	SCHEDULE-" B" AMOUNT IN "RS"
SECURITY FROM STAFF	24,75,058
SECURITY FROM CONTRACTORS	4,75,000
OTHER LONG TERM LIABILITIES	1,25,58,173
TOTAL	1,55,08,231


FIXED DEPOSIT WITH BANK	SCHEDULE-" D" AMOUNT IN "RS"
PUNJAB NATIONAL BANK	1,95,00,000
INDUSIND BANK	3,50,40,781
HDFC BANK LTD	1,09,09,492
AXIS BANK LTD	23,24,000
ALLAHABAD BANK	5,00,00,000
INTEREST ACCURED ON FIXED DEPOSITS	3,16,80,178
TOTAL	14,94,54,451

SUNDRY DEBTORS	SCHEDULE-" E" AMOUNT IN "RS"
FEES RECEIVABLE FROM STUDENTS	7,66,93,635
OTHER RECEIVABLE	1,59,18,449
TOTAL	9,26,12,085

FOR MANAV RACHNA INTERNATIONAL INSTITUTE OF RESEARCH & STUDIES




 (TRUSTEE)


 (TRUSTEE)

MANAV RACHNA INTERNATIONAL INSTITUTE OF RESEARCH & STUDIES
(TRUST CONSOLIDATED)
SCHEDULES FORMING PART OF BALANCE SHEET

AS ON
31ST MARCH, 2022


SCHEDULE-" F"	
ADVANCES	AMOUNT IN "RS"
ADVANCE /IMPREST TO STAFF	16,07,315
ADVANCE TO SUPPLIERS	2,84,40,059
SECURITY DEPOSIT	87,36,354
PREPAID EXPENSES	79,60,307
TDS RECEIVABLE	45,89,578
ADVANCES RECOVERABLE IN CASH OR IN KIND	3,65,074
TOTAL	5,16,98,686


SCHEDULE-" G"	
EXPENSES PAYABLE	AMOUNT IN "RS"
TDS PAYABLE	85,27,837
P.F. & E.S.I. PAYABLE	3,39,047
GST PAYABLE	1,97,668
SALARY & WAGES PAYABLE	4,88,52,334
AUDIT FEE PAYABLE	8,74,000
EXPENSES PAYABLE	3,27,59,013
TOTAL	9,15,49,899

SCHEDULE-" H"	
OTHER CURRENT LIABILITIES	AMOUNT IN "RS"
SECURITY FROM STUDENTS, PAYABLE WITHIN ONE YEAR	3,06,66,221
CURRENT ACCOUNT CREDIT BALANCE	14,11,45,844
FEES RECEIVED IN ADVANCE	1,43,44,749
SHORT TERM LIABILITIES	3,15,728
TOTAL	18,64,72,542

FOR MANAV RACHNA INTERNATIONAL INSTITUTE OF RESEARCH & STUDIES




(TRUSTEE)


(TRUSTEE)

MANAV RACHNA INTERNATIONAL INSTITUTE OF RESEARCH & STUDIES
(TRUST CONSOLIDATED)
SCHEDULES FORMING PART OF INCOME & EXPENDITURE ACCOUNT

AS ON
31ST MARCH, 2022

SCHEDULE-" I"	
OTHER RECEIPTS	AMOUNT IN "RS"
CONTRIBUTION FOR ALUMNI CONTRIBUTION	47,00,000
PROJECT INCOME	2,31,10,654
R&D AND OTHER EDUCATIONAL CONSULTANCY SERVICE	1,03,53,104
DONATION RECEIVED	8,93,93,669
AUXILIARY SERVICES	2,04,24,113
OPD INCOME & OTHER RECEIPTS	6,02,94,780
TOTAL	20,82,76,320

SCHEDULE "J"	
PERSONNEL EXPENSES	AMOUNT IN "RS"
SALARY TO FACULTY INCLUDING ALL ALLOWANCES	30,87,65,388
SALARY TO NON TEACHING STAFF	9,49,53,215
CONTRACTUAL SALARY	4,69,45,548
VISITING FACULTY & KNOWLEDGE PARTNERS	2,18,90,149
EMPLOYER SHARE TO P.F. & E.S.I.	22,34,617
FACULTY & STAFF WELFARE	35,19,961
TOTAL	47,83,08,878

SCHEDULE "K"	
STUDENT WELFARE & TRAINING EXPENSES	AMOUNT IN "RS"
SPORTS EXPENSES	35,36,665
FEE CONCESSION & TUITION FEES WAIVER	6,55,58,710
STUDENT WELFARE	83,86,379
STUDENT EXAMINATION/TRAINING & LAB CONSUMABLES	1,60,02,031
TOTAL	9,34,83,785

FOR MANAV RACHNA INTERNATIONAL INSTITUTE OF RESEARCH & STUDIES



(TRUSTEE)

(TRUSTEE)

MANAV RACHNA INTERNATIONAL INSTITUTE OF RESEARCH & STUDIES
(TRUST CONSOLIDATED)
SCHEDULES FORMING PART OF INCOME & EXPENDITURE ACCOUNT

AS ON
31ST MARCH, 2022

OPERATIONAL & ADMINISTRATIVE EXPENSES	SCHEDULE "L" AMOUNT IN "RS"
ELECTRICITY EXPENSES	2,03,39,527
REPAIR AND MAINTENANCE	78,12,456
LEGAL AND PROFESSIONAL CHARGES	14,51,338
PRINTING AND STATIONERY	1,36,38,732
LEASE RENT	4,81,94,995
FACULTY & STAFF DEVELOPMENT	8,99,294
INSURANCE EXPENSES	23,76,674
HOSTEL EXPENSES	43,24,083
TRANSPORT EXPENSES	19,68,682
EXAMINATION & INSPECTION EXPENSES	60,71,270
MEETING AND CONFERENCES	9,28,077
MEMBERSHIP AND SUBSCRIPTIONS	4,72,768
AUDIT FEE	4,72,000
STUDENT ADMISSION EXPENSES	12,65,30,864
TRAVELLING EXPENSES	52,77,253
OTHER ADMINISTRATIVE EXP.	1,08,57,250
TOTAL	25,16,15,264

FINANCIAL EXPENSES	SCHEDULE "M" AMOUNT IN "RS"
INTEREST ON SECURED LOAN	6,35,00,807
INTEREST ON UNSECURED LOAN	72,94,895
FINANCE CHARGES	10,81,836
TOTAL	7,18,77,537

FOR MANAV RACHNA INTERNATIONAL INSTITUTE OF RESEARCH & STUDIES




(TRUSTEE)


(TRUSTEE)

MANAV RACHNA INTERNATIONAL INSTITUTE OF RESEARCH & STUDIES

(TRUST CONSOLIDATED)

S/E/1A, BUNGALOW PLOT, NIT, FARIDABAD- 121001

DEPRECIATION CHART AS ON 31ST MARCH 2022

SCHEDULE 'C'

DETAIL OF ASSETS	DEP. RATE	GROSS VALUE AS ON 01-04-2021	ADDITION BEFORE 180 DAYS	ADDITION AFTER 180 DAYS	TRANSFER/SALE	GROSS VALUE AS ON 31-03-2022	DEPRECIATION UPTO 31.03.2021	DEPRECIATION FOR THE YEAR	TOTAL DEPRECIATION AS ON 31-03-2022	WDV AS ON 31-03-2022	WDV AS ON 31.03.2021
LAND & BUILDING											
LAND	NIL	2,11,93,026	-	-	-	2,11,93,026	-	-	-	2,11,93,026	2,11,93,026
BUILDING	10%	95,09,14,697	1,64,593	7,43,63,051	-	1,02,54,42,341	41,68,39,835	5,71,42,098	47,39,81,933	55,14,60,408	53,75,87,023
VEHICLES											
OTHER VEHICLES	15%	2,50,77,905	-	60,740	1,04,328	2,50,34,317	1,45,91,302	15,61,897	1,61,53,199	88,81,118	97,65,556
BUSES	15%	5,45,81,428	-	-	2,03,811	5,43,77,617	5,43,77,617	-	5,43,77,617	-	2,39,778
LAB EQUIPMENTS											
COMPUTER LAB	40%	11,45,82,053	38,32,860	1,52,53,021	-	13,36,67,934	10,63,53,049	78,75,350	11,42,28,399	1,94,39,535	1,17,80,971
ELECTRONIC LAB	15%	68,86,175	-	-	-	68,86,175	57,47,708	1,70,770	59,18,478	9,67,697	13,39,373
DENTAL LAB	15%	2,49,76,554	1,03,45,713	4,78,339	49,576	3,57,51,030	54,12,523	45,14,901	99,27,424	2,58,23,606	1,48,56,245
MECHANICAL LAB	15%	70,85,468	-	64,446	-	71,49,914	37,83,442	5,00,137	42,83,579	28,66,335	38,84,737
PHYSICS LAB	15%	5,70,670	-	-	-	5,70,670	3,12,677	38,699	3,51,376	2,19,294	3,03,521
CHEMISTRY LAB	15%	17,68,964	-	-	-	17,68,964	14,79,281	43,452	15,22,733	2,46,231	3,40,803
BIO TECH LAB	15%	1,39,76,973	-	-	1,18,405	1,38,58,568	1,03,88,244	5,20,549	1,09,08,793	29,49,775	32,73,129
CIVIL LAB EQUIPMENTS	15%	11,40,601	-	-	-	11,40,601	9,36,539	30,609	9,67,148	1,73,453	2,40,073
APPLIED SCIENCES LAB	15%	15,13,057	-	16,68,333	-	31,81,390	7,82,468	2,34,713	10,17,181	21,64,209	8,59,516
ASH LAB EQUIPMENTS	15%	4,75,985	-	-	-	4,75,985	3,88,784	13,080	4,01,864	74,121	1,02,589
FMEH LAB STUDIO	15%	10,01,768	1,88,138	1,79,630	-	13,69,536	2,15,022	1,59,705	3,74,727	9,94,809	4,31,715
HOTEL MANAGEMENT LAB	15%	7,39,217	7,66,192	70,10,962	-	85,16,371	1,10,883	7,35,001	8,45,884	76,70,487	6,28,334
R & D LAB & EQUIPMENTS	15%	4,57,36,844	-	2,46,260	-	4,59,83,104	2,25,68,039	34,93,790	2,60,61,829	1,99,21,275	2,71,58,801
SOFTWARE											
	40%	2,54,80,627	6,23,902	28,04,104	-	2,89,08,633	2,31,22,631	17,53,580	2,48,76,211	40,32,422	24,21,837
FURNITURE & FIXTURES											
	10%	26,53,22,916	29,40,568	40,93,731	95,886	27,22,61,329	15,70,04,068	1,13,21,040	16,83,25,108	10,39,36,221	11,12,40,053
OFFICE & ELECTRICAL EQUIPMENTS											
	10%	25,47,42,109	29,90,073	14,60,316	51,208	25,91,41,290	14,48,44,922	1,13,56,621	15,62,01,543	10,29,39,747	10,49,00,230
LIBRARY BOOKS											
	40%	4,42,90,507	14,45,687	2,01,738	-	4,59,37,932	4,24,11,636	13,70,170	4,37,81,806	21,56,126	30,05,374
TOTAL (A)		1,86,20,57,540	2,32,97,726	10,78,84,671	6,23,214	1,99,26,16,723	1,01,16,70,670	10,28,36,162	1,11,45,06,835	87,81,09,894	85,55,52,684
CWIP (FARIDABAD)	NIL	10,48,54,874	1,64,44,880	4,40,74,518	7,48,21,601	9,05,52,671	-	-	-	9,05,52,671	7,82,15,478
CWIP (SONEPAT)		13,19,89,855	-	-	-	13,19,89,855	-	-	-	13,19,89,855	13,19,89,855
TOTAL CWIP (B)		23,68,44,729	1,64,44,880	4,40,74,518	7,48,21,601	22,25,42,526	-	-	-	22,25,42,526	21,02,05,333
GRAND TOTAL (A+B)		2,09,89,02,269	3,97,42,606	15,19,59,189	7,54,44,815	2,21,51,59,255	1,01,16,70,670	10,28,36,162	1,11,45,06,835	1,10,06,52,420	1,06,57,58,017

IN TERMS OF OUR SEPARATE REPORT OF EVEN DATE ATTACHED

FOR PARVEEN S BANSAL & CO
CHARTERED ACCOUNTANTS
FIRM REGN. NO.012677N

NAME: PARVEEN BANSAL
(PARTNER)
ADD: 1101-1103, 11th Floor, 81 Business Hub,
Sector-81, Faridabad-121007
Membership No.-093611



FOR MANAV RACHNA INTERNATIONAL INSTITUTE OF RESEARCH & STUDIES

(TRUSTEE)

(TRUSTEE)

Place: Faridabad
Date:

30 SEP 2022

MANAV RACHNA DENTAL COLLEGE
5 E / 1A, BUNGALOW PLOT, NIT, FARIDABAD- 121001
BALANCE SHEET AS ON 31ST MARCH 2022

	<u>SCHEDULE</u>	<u>AS ON</u> <u>31ST MARCH, 2022</u> <u>AMOUNT (RS.)</u>
SOURCES OF FUNDS :		
RESERVE & SURPLUS		3,30,95,503
SECURED LOANS	"A"	21,90,92,799
UNSECURED LOANS		1,50,00,000
LONG TERM LIABILITIES	"B"	53,750
TOTAL		26,72,42,052
 APPLICATION OF FUNDS :		
FIXED ASSETS		
GROSS BLOCK	"C"	39,86,68,472
LESS : DEPRECIATION		7,45,67,837
NET BLOCK		32,41,00,635
 CURRENT ASSETS		
FIXED DEPOSIT WITH BANK	"D"	3,02,74,152
CONSUMABLE STOCK		32,89,005
SUNDRY DEBTORS	"E"	1,44,49,277
CASH & BANK BALANCE		25,75,618
LOANS & ADVANCES	"F"	63,35,106
		5,69,23,158
 CURRENT LIABILITIES & PROVISIONS		
SUNDRY CREDITORS		2,26,93,581
EXPENSES PAYABLE	"G"	1,49,10,328
OTHER CURRENT LIABILITIES	"H"	7,61,77,833
		11,37,81,742
NET CURRENT ASSETS		(5,68,58,584)
 DEFERRED REVENUE EXPENDITURE		
TOTAL		26,72,42,052

IN TERMS OF OUR SEPARATE REPORT OF EVEN DATE ATTACHED

FOR PARVEEN S BANSAL & CO
 CHARTERED ACCOUNTANTS
 FIRM REGN. NO.012677N

NAME: PARVEEN BANSAL
 (PARTNER)

ADD: 1101-1103, 11th Floor , 81 Business Hub,
 Sector-81, Faridabad-121007
 Membership No.:-093611
 UDIN No.:-

Place: Faridabad

Date: 13 0 SEP 2022

FOR MANAV RACHNA DENTAL COLLEGE

AUTH. SIGNATORY AUTH. SIGNATORY

MANAV RACHNA DENTAL COLLEGE
5 E/1A, BUNGALOW PLOT, NIT, FARIDABAD- 121001
INCOME AND EXPENDITURE ACCOUNT FOR THE PERIOD ENDED ON 31ST MARCH 2022

	<u>SCHEDULE</u>	<u>PERIOD ENDED ON</u> <u>31ST MARCH 2022</u> <u>AMOUNT (RS.)</u>
<u>INCOME :</u>		
ACADEMIC FEES		15,30,25,417
INTEREST INCOME		4,04,322
OTHER RECEIPTS	"I"	68,59,722
TOTAL OF INCOME		16,02,89,461
<u>EXPENSES :</u>		
PERSONNEL EXPENSES	"J"	7,73,26,427
STUDENT WELFARE & TRAINING EXPENSES	"K"	1,39,78,698
BOOKS & JOURNALS EXPENSES		15,85,832
IT & COMMUNICATION EXPENSES		6,17,571
OPERATIONAL & ADMINISTRATIVE EXPENSES	"L"	1,39,86,920
FINANCIAL EXPENSES	"M"	2,04,83,799
TOTAL OF EXPENSES		12,79,79,247
EXCESS OF INCOME OVER EXPENSES BEFORE DEPRECIATION		3,23,10,214
DEPRECIATION	"C"	2,93,12,337
EXCESS OF INCOME OVER EXPENSES AFTER DEPRECIATION		29,97,877
INCOME BROUGHT FORWARD FROM LAST YEAR		3,00,97,626
BALANCE CARRIED FORWARD TO BALANCE SHEET		3,30,95,503

IN TERMS OF OUR SEPARATE REPORT OF EVEN DATE ATTACHED

FOR PARVEEN S BANSAL & CO
CHARTERED ACCOUNTANTS
FIRM REGN. NO.012677N



NAME: PARVEEN BANSAL
(PARTNER)

ADD: 1101-1103, 11th Floor , 81 Business Hub,
Sector-81, Faridabad-121007
Membership No.:-093611
UDIN No.:-

FOR MANAV RACHNA DENTAL COLLEGE


AUTH. SIGNATORY


AUTH. SIGNATORY

Place: Faridabad

Date:

30 SEP 2022

MANAV RACHNA DENTAL COLLEGE

SCHEDULES FORMING PART OF BALANCE SHEET

AS ON
31ST MARCH, 2022

<u>SCHEDULE "A"</u>	
<u>SECURED LOAN</u>	<u>AMOUNT IN "RS"</u>
HDFC BANK LTD.	21,90,92,799
TOTAL	21,90,92,799

<u>SCHEDULE "B"</u>	
<u>LONG TERM LIABILITIES</u>	<u>AMOUNT IN "RS"</u>
SECURITY FROM STAFF	38,750
SECURITY FROM CONTRACTORS	15,000
TOTAL	53,750

<u>SCHEDULE "D"</u>	
<u>FIXED DEPOSIT WITH BANK</u>	<u>AMOUNT IN "RS."</u>
PUNJAB NATIONAL BANK	1,50,00,000
HDFC BANK LTD	1,09,09,492
INTEREST ACCURED ON FIXED DEPOSITS	43,64,660
TOTAL	3,02,74,152

<u>SCHEDULE "E"</u>	
<u>SUNDRY DEBTORS</u>	<u>AMOUNT IN "RS."</u>
FEES RECEIVABLE FROM STUDENTS	1,43,98,428
OTHER RECEIVABLE	50,848
TOTAL	1,44,49,277



FOR MANAV RACHNA DENTAL COLLEGE

AUTH. SIGNATORY

AUTH. SIGNATORY

MANAV RACHNA DENTAL COLLEGE

SCHEDULES FORMING PART OF BALANCE SHEET

AS ON
31ST MARCH, 2022

SCHEDULE "F"

<u>ADVANCES</u>	<u>AMOUNT IN "RS."</u>
ADVANCE /IMPREST TO STAFF	5,27,691
ADVANCE TO SUPPLIERS	23,05,990
SECURITY DEPOSIT	16,85,468
PREPAID EXPENSES	18,15,957
TOTAL	63,35,106

SCHEDULE "G"

<u>EXPENSES PAYABLE</u>	<u>AMOUNT IN "RS."</u>
TDS PAYABLE	8,72,868
P.F. & E.S.I. PAYABLE	48,684
SALARY & WAGES	94,59,868
EXPENSES PAYABLE	45,28,908
TOTAL	1,49,10,328

SCHEDULE "H"

<u>OTHER CURRENT LIABILITIES</u>	<u>AMOUNT IN "RS."</u>
SECURITY FROM STUDENTS, PAYABLE	2,98,80,927
HDFC BANK CURRENT ACCOUNT	1,49,46,269
OTHER CURRENT LIABILITIES	26,420
BRANCH AND DIVISION	3,13,24,217
TOTAL	7,61,77,833



FOR MANAV RACHNA DENTAL COLLEGE

AUTH. SIGNATORY

AUTH. SIGNATORY

MANAV RACHNA DENTAL COLLEGE

SCHEDULES FORMING PART OF INCOME & EXPENDITURE ACCOUNT

AS ON
31ST MARCH, 2022

SCHEDULE "I"

OTHER RECEIPTS	AMOUNT IN "RS."
OPD INCOME & OTHER RECEIPTS	68,59,722
TOTAL	68,59,722

SCHEDULE "J"

PERSONNEL EXPENSES	AMOUNT IN "RS."
SALARY TO FACULTY INCLUDING ALL ALLOWANCES	5,69,54,976
SALARY TO NON TEACHING STAFF	81,34,273
CONTRACTUAL SALARY	98,25,619
VISITING FACULTY & KNOWLEDGE PARTNERS	18,33,631
EMPLOYER SHARE TO P.F. & E.S.I.	3,68,944
FACULTY & STAFF WELFARE	2,08,984
TOTAL	7,73,26,427

SCHEDULE "K"

STUDENT WELFARE & TRAINING EXPENSES	AMOUNT IN "RS."
FEES CONCESSION & TUITION FEES WAIVER	94,18,088
STUDENT WELFARE	7,00,201
STUDENT EXAMINATION/TRAINING & LAB CONSUMABLES	38,60,409
TOTAL	1,39,78,698



FOR MANAV RACHNA DENTAL COLLEGE

AUTH. SIGNATORY

AUTH. SIGNATORY

MANAV RACHNA DENTAL COLLEGE

SCHEDULES FORMING PART OF INCOME & EXPENDITURE ACCOUNT

AS ON
31ST MARCH, 2022

SCHEDULE "L"

<u>OPERATIONAL & ADMINISTRATIVE EXPENSES</u>	<u>AMOUNT IN "RS."</u>
ELECTRICITY EXPENSES	69,33,342
REPAIR AND MAINTENANCE	5,77,272
LEGAL AND PROFESSIONAL CHARGES	2,59,600
PRINTING AND STATIONERY	1,74,003
INSURANCE EXPENSES	4,83,124
HOSTEL EXPENSES	24,80,117
EXAMINATION & INSPECTION EXPENSES	11,32,553
MEETING AND CONFERENCES	1,59,443
STUDENT ADMISSION, EVALUATION & ASSESSMENT	11,65,485
TRAVELLING EXPENSES	1,45,763
OTHER ADMINISTRATIVE EXP.	4,76,218
TOTAL	1,39,86,920

SCHEDULE "M"

<u>FINANCIAL EXPENSES</u>	<u>AMOUNT IN "RS."</u>
INTEREST ON SECURED LOAN	1,95,18,632
INTEREST ON UNSECURED LOAN	7,24,533
FINANCE CHARGES	2,40,634
TOTAL	2,04,83,799

FOR MANAV RACHNA DENTAL COLLEGE



AUTH. SIGNATORY

AUTH. SIGNATORY

MANAV RACHNA DENTAL COLLEGE
5E/1A, BUNGALOW PLOT, N.I.T., FARIDABAD-121001
DEPRECIATION CHART AS ON 31ST MARCH 2022

SCHEDULE-'C'

DETAIL OF ASSETS	DEP. RATE	GROSS VALUE AS ON 01-04-2021	ADDITION BEFORE 180 DAYS	ADDITION AFTER 180 DAYS	TRANSFER/SALE	GROSS VALUE AS ON 31-03-2022	DEPRECIATION UPTO 31.03.2021	DEPRECIATION FOR THE YEAR	TOTAL DEPRECIATION AS ON 31-03-2022	WDV AS ON 31-03-2022	WDV AS ON 31.03.2021
LAND & BUILDING											
LAND	NIL	85,77,956				85,77,956	-		-	85,77,956	85,77,956
BUILDING	10%	20,73,95,746		4,51,19,454		25,25,15,200	3,19,03,581	1,98,05,189	5,17,08,770	20,08,06,430	17,54,92,165
VEHICLES											
OTHER VEHICLES	15%	45,22,136				45,22,136	12,54,892	4,90,087	17,44,979	27,77,157	32,67,244
BUSES	15%	-				-	-	-	-	-	-
LAB EQUIPMENTS											
COMPUTER LAB	40%	8,70,076				8,70,076	5,13,808	1,42,507	6,56,316	2,13,760	3,56,269
ELECTRONIC LAB	15%	-				-	-	-	-	-	-
DENTAL LAB	15%	2,49,76,554	1,03,45,713	4,78,339	49,576	3,57,51,030	54,12,523	45,14,901	99,27,425	2,58,23,605	1,95,64,030
MECHANICAL LAB	15%	-				-	-	-	-	-	-
PHYSICS LAB	15%	-				-	-	-	-	-	-
CHEMISTRY LAB	15%	-				-	-	-	-	-	-
BIO TECH LAB	15%	-				-	-	-	-	-	-
CIVIL LAB EQUIPMENTS	15%	-				-	-	-	-	-	-
APPLIED SCIENCES LAB	15%	-				-	-	-	-	-	-
ASH LAB EQUIPMENTS	15%	-				-	-	-	-	-	-
HOTEL MANAGEMENT LAB	15%	-				-	-	-	-	-	-
R & D LAB & EQUIPMENTS	15%	17,75,966				17,75,966	4,92,831	1,92,470	6,85,301	10,90,665	12,83,135
SOFTWARE	40%	1,52,145		5,85,280		7,37,425	97,373	1,38,965	2,36,338	5,01,087	54,772
FURNITURE & FIXTURES	10%	1,40,62,610	16,75,794	18,71,540		1,76,09,946	20,21,364	14,65,281	34,86,646	1,41,23,300	1,20,41,246
OFFICE & ELECTRICAL EQUIPMENT	10%	2,45,43,839	25,07,646	7,45,469		2,77,96,954	30,16,269	24,40,795	54,57,064	2,23,39,890	2,15,27,570
LIBRARY BOOKS	40%	8,48,212				8,48,212	5,42,856	1,22,142	6,64,998	1,83,214	3,05,356
TOTAL (A)		28,77,25,240	1,45,29,153	4,88,00,082	49,576	35,10,04,901	4,52,55,497	2,93,12,337	7,45,67,837	27,64,37,064	24,24,69,743
CWIP (FARIDABAD)	NIL	7,51,52,727	75,21,538	1,01,08,760	4,51,19,454	4,76,63,571	-	-	-	4,76,63,571	7,51,52,727
CWIP (SONEPAT)		-	-	-	-	-	-	-	-	-	-
TOTAL CWIP (B)		7,51,52,727	75,21,538	1,01,08,760	4,51,19,454	4,76,63,571	-	-	-	4,76,63,571	7,51,52,727
GRAND TOTAL (A+B)		36,28,77,967	2,20,50,691	5,89,08,842	4,51,69,030	39,86,68,472	4,52,55,497	2,93,12,337	7,45,67,837	32,41,00,635	31,76,22,470

IN TERMS OF OUR SEPARATE REPORT OF EVEN DATE ATTACHED

FOR PARVEEN S BANSAL & CO
 CHARTERED ACCOUNTANTS
 FIRM REGN. NO.012677N



NAME: PARVEEN BANSAL
 (PARTNER)
 ADD: 1101-1103, 11th Floor, 81 Business Hub,
 Sector-81, Faridabad-121007
 Membership No.: -093611
 UDIN No.:-

Place: Faridabad
 Date:

0 SEP 2022

FOR MANAV RACHNA DENTAL COLLEGE

[Signature]
 AUTH. SIGNATORY AUTH. SIGNATORY

MANAV RACHNA INTERNATIONAL INSTITUTE OF RESEARCH & STUDIES
(DEEMED TO BE UNIVERSITY)
5 E / 1A, BUNGALOW PLOT, NIT, FARIDABAD- 121001
BALANCE SHEET AS ON 31ST MARCH 2022

<u>SOURCES OF FUNDS :</u>	<u>SCHEDULE</u>	<u>AS ON 31ST MARCH 2022 AMOUNT (RS.)</u>
CORPUS FUND		2,43,22,770
RESERVE AND SURPLUS		38,39,51,592
SECURED LOANS	"A"	51,32,56,463
UNSECURED LOANS		5,57,57,268
LONG TERM LIABILITIES	"B"	1,54,54,481
TOTAL		99,27,42,574
 <u>APPLICATION OF FUNDS :</u>		
<u>FIXED ASSETS</u>		
GROSS BLOCK	"C"	1,81,64,90,783
LESS : DEPRECIATION		1,03,99,38,998
NET BLOCK		77,65,51,785
 <u>CURRENT ASSETS</u>		
FIXED DEPOSIT WITH BANK	"D"	11,91,80,299
CONSUMABLE STOCK		41,20,540
SUNDRY DEBTORS	"E"	7,81,62,808
CASH & BANK BALANCE		1,84,96,392
ADVANCES	"F"	4,53,63,580
		26,53,23,619
 <u>CURRENT LIABILITIES & PROVISIONS</u>		
SUNDRY CREDITORS		6,53,12,235
EXPENSES PAYABLE	"G"	7,66,39,571
OTHER CURRENT LIABILITIES	"H"	11,02,94,709
		25,22,46,515
NET CURRENT ASSETS		1,30,77,104
DEFERRED REVENUE EXPENDITURE		20,31,13,686
TOTAL		99,27,42,574

IN TERMS OF OUR SEPARATE REPORT OF EVEN DATE ATTACHED

FOR PARVEEN S BANSAL & CO
 CHARTERED ACCOUNTANTS
 FIRM REGN. NO.012677N

Parveen Bansal
Chartered Accountant



NAME: PARVEEN BANSAL
 (PARTNER)

ADD: 1101-1103, 11th Floor, 81 Business Hub,
 Sector-81, Faridabad-121007

Membership No.:-093611

UDIN No.:-

Place: Faridabad

Date: 13 0 SEP 2022

[Signature]
 AUTH. SIGNATORY

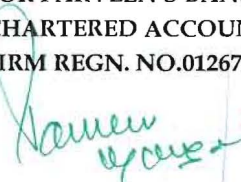

[Signature]
 AUTH. SIGNATORY

MANAV RACHNA INTERNATIONAL INSTITUTE OF RESEARCH & STUDIES
(DEEMED TO BE UNIVERSITY)
5 E / 1A, BUNGALOW PLOT, NIT, FARIDABAD- 121001
INCOME AND EXPENDITURE ACCOUNT FOR THE PERIOD ENDED ON 31ST MARCH 2022

<u>INCOME :</u>	<u>SCHEDULE</u>	<u>PERIOD ENDED ON</u> <u>31ST MARCH 2022</u> <u>AMOUNT (RS.)</u>
FEE FROM STUDENTS		69,31,26,514
INTEREST INCOME		94,48,261
OTHER RECEIPTS	"I"	20,14,16,598
TOTAL OF INCOME		90,39,91,373
 <u>EXPENSES :</u>		
PERSONNEL EXPENSES	"J"	40,09,82,451
STUDENT WELFARE & TRAINING EXPENSES	"K"	7,95,05,087
BOOKS & JOURNALS EXPENSES		28,40,726
RESEARCH & DEVELOPMENT EXPENSES		1,56,14,588
IT & COMMUNICATION EXPENSES		80,16,328
OPERATIONAL & ADMINISTRATIVE EXPENSES	"L"	23,76,28,343
FINANCIAL EXPENSES	"M"	5,13,93,738
TOTAL OF EXPENSES		79,59,81,262
 EXCESS OF INCOME OVER EXPENSES BEFORE DEPRECIATION		 10,80,10,111
 DEPRECIATION	"C"	 7,35,23,825
 EXCESS OF INCOME OVER EXPENSES AFTER DEPRECIATION		 3,44,86,286
INCOME BROUGHT FORWARD FROM LAST YEAR		38,94,65,306
BALANCE CARRIED FORWARD TO BALANCE SHEET		38,39,51,592

IN TERMS OF OUR SEPARATE REPORT OF EVEN DATE ATTACHED

FOR PARVEEN S BANSAL & CO
CHARTERED ACCOUNTANTS
FIRM REGN. NO.012677N



NAME: PARVEEN BANSAL
(PARTNER)
ADD: 1101-1103, 11th Floor , 81 Business Hub,
Sector-81, Faridabad-121007
Membership No.:-093611
UDIN No.:-

FOR MANAV RACHNA INTERNATIONAL INSTITUTE OF RESEARCH & STUDIES

 AUTH. SIGNATORY  AUTH. SIGNATORY

Place: Faridabad

Date: 11/04/2022

MANAV RACHNA INTERNATIONAL INSTITUTE OF RESEARCH & STUDIES
(DEEMED TO BE UNIVERSITY)
SCHEDULES FORMING PART OF BALANCE SHEET

AS ON
31ST MARCH, 2022

SCHEDULE "A"	
SECURED LOAN	AMOUNT IN "RS"
INDUSIND BANK	44,76,96,586
INDIAN BANK (PREV. ALLHABAD BANK)	6,45,08,902
ICICI BANK LTD	6,95,792
KOTAK MAHINDRA BANK	3,55,183
TOTAL	51,32,56,463

SCHEDULE "B"	
LONG TERM LIABILITIES	AMOUNT IN "RS"
SECURITY FROM STAFF	24,36,308
SECURITY FROM CONTRACTORS	4,60,000
OTHER LONG TERM LIABILITIES	1,25,58,173
TOTAL	1,54,54,481

SCHEDULE "D"	
FIXED DEPOSIT WITH BANK	AMOUNT IN "RS."
PUNJAB NATIONAL BANK	45,00,000
INDUSIND BANK	3,50,40,781
KARNATAKA BANK LTD	23,24,000
INDIAN BANK	5,00,00,000
INTEREST ACCURED ON FIXED DEPOSITS	2,73,15,518
TOTAL	11,91,80,299

SCHEDULE "E"	
SUNDRY DEBTORS	AMOUNT IN "RS."
FEES RECEIVABLE FROM STUDENTS	6,22,95,207
OTHER RECEIVABLE	1,58,67,601
TOTAL	7,81,62,808

FOR MANAV RACHNA INTERNATIONAL INSTITUTE OF RESEARCH & STUDIES



AUTH. SIGNATORY

AUTH. SIGNATORY

MANAV RACHNA INTERNATIONAL INSTITUTE OF RESEARCH & STUDIES
(DEEMED TO BE UNIVERSITY)
SCHEDULES FORMING PART OF BALANCE SHEET

AS ON
31ST MARCH, 2022

ADVANCES	AMOUNT IN "RS."
ADVANCE /IMPREST TO STAFF	10,79,624
ADVANCE TO SUPPLIERS	2,61,34,069
SECURITY DEPOSIT	70,50,886
PREPAID EXPENSES	61,44,350
TDS RECEIVABLE	45,89,578
ADVANCES RECOVERABLE IN CASH OR IN KIND	3,65,074
TOTAL	4,53,63,580

EXPENSES PAYABLE	AMOUNT IN "RS."
TDS PAYABLE	76,54,969
P.F. & E.S.I. PAYABLE	2,90,363
GST PAYABLE	1,97,668
SALARY & WAGES PAYABLE	3,93,92,466
AUDIT FEE PAYABLE	8,74,000
EXPENSES PAYABLE	2,82,30,105
TOTAL	7,66,39,571

OTHER CURRENT LIABILITIES	AMOUNT IN "RS."
SECURITY FROM STUDENTS, PAYABLE WITHIN ONE YEAR	7,85,294
INDUSIND BANK LTD CURRENT A/C	12,61,99,575
FEES RECEIVED IN ADVANCE	1,43,44,749
SHORT TERM LIABILITIES	2,89,308
BRANCH AND DIVISION	(3,13,24,217)
TOTAL	11,02,94,709

FOR MANAV RACHNA INTERNATIONAL INSTITUTE OF RESEARCH & STUDIES



AUTH. SIGNATORY

AUTH. SIGNATORY

MANAV RACHNA INTERNATIONAL INSTITUTE OF RESEARCH & STUDIES
(DEEMED TO BE UNIVERSITY)
SCHEDULES FORMING PART OF INCOME & EXPENDITURE ACCOUNT

AS ON
31ST MARCH, 2022

SCHEDULE "I"

OTHER RECEIPTS	AMOUNT IN "RS."
CONTRIBUTION FOR ALUMNI CONTRIBUTION	47,00,000
PROJECT INCOME	2,31,10,654
R&D AND OTHER EDUCATIONAL CONSULTANCY SERVICE	1,03,53,104
DONATION RECEIVED	8,93,93,669
EDUCATIONAL AUXILIARY SERVICES	2,04,24,113
OPD INCOME & OTHER RECEIPTS	5,34,35,058
TOTAL	20,14,16,598

SCHEDULE "J"

PERSONNEL EXPENSES	AMOUNT IN "RS."
SALARY TO TEACHING STAFF	25,18,10,412
SALARY TO NON TEACHING STAFF	8,68,18,942
CONTRACTUAL SALARY	3,71,19,929
VISITING FACULTY & KNOWLEDGE PARTNERS	2,00,56,518
EMPLOYER SHARE TO P.F. & E.S.I.	18,65,673
FACULTY & STAFF WELFARE	33,10,977
TOTAL	40,09,82,451

SCHEDULE "K"

STUDENT WELFARE & TRAINING EXPENSES	AMOUNT IN "RS."
SPORTS EXPENSES	35,36,665
FEE CONCESSION & TUITION FEES WAIVER	5,61,40,622
STUDENT WELFARE	76,86,178
STUDENT TRAINING & LAB CONSUMABLES	1,21,41,622
TOTAL	7,95,05,087

FOR MANAV RACHNA INTERNATIONAL INSTITUTE OF RESEARCH & STUDIES



AUTH. SIGNATORY

AUTH. SIGNATORY

MANAV RACHNA INTERNATIONAL INSTITUTE OF RESEARCH & STUDIES
(DEEMED TO BE UNIVERSITY)
SCHEDULES FORMING PART OF INCOME & EXPENDITURE ACCOUNT

AS ON
31ST MARCH, 2022

SCHEDULE "L"

OPERATIONAL & ADMINISTRATIVE EXPENSES	AMOUNT IN "RS."
ELECTRICITY EXPENSES	1,34,06,185
REPAIR AND MAINTENANCE	72,35,184
LEGAL AND PROFESSIONAL CHARGES	11,91,738
PRINTING AND STATIONERY	1,34,64,729
LEASE RENT	4,81,94,995
FACULTY & STAFF DEVELOPMENT	8,99,294
INSURANCE EXPENSES	18,93,550
HOSTEL EXPENSES	18,43,966
TRANSPORT EXPENSES	19,68,682
EXAMINATION & INSPECTION EXPENSES	49,38,717
MEETING AND CONFERENCES	7,68,634
MEMBERSHIP AND SUBSCRIPTIONS	4,72,768
AUDIT FEE	4,72,000
STUDENT ADMISSION, EVALUATION & ASSESSMENT	12,53,65,379
TRAVELLING EXPENSES	51,31,490
OTHER ADMINISTRATIVE EXP.	1,03,81,032
TOTAL	23,76,28,343

SCHEDULE "M"

FINANCIAL EXPENSES	AMOUNT IN "RS."
INTEREST ON SECURED LOAN	4,39,82,175
INTEREST ON UNSECURED LOAN	65,70,362
FINANCE CHARGES	8,41,201
TOTAL	5,13,93,738

FOR MANAV RACHNA INTERNATIONAL INSTITUTE OF RESEARCH & STUDIES



AUTH. SIGNATORY

AUTH. SIGNATORY

MANAV RACHNA INTERNATIONAL INSTITUTE OF RESEARCH & STUDIES
(DEEMED TO BE UNIVERSITY)
5 E / 1A, BUNGALOW PLOT, NIT, FARIDABAD- 121001
DEPRECIATION CHART AS ON 31ST MARCH 2022

SCHEDULE- 'C'

DETAIL OF ASSETS	DEP. RATE	GROSS VALUE AS ON 01-04-2021	ADDITION BEFORE 180 DAYS	ADDITION AFTER 180 DAYS	TRANSFER/S ALE	GROSS VALUE AS ON 31-03-2022	DEPRECIATION UPTO 31.03.2021	DEPRECIATION FOR THE YEAR	TOTAL DEPRECIATION AS ON 31-03-2022	WDV AS ON 31-03-2022	WDV AS ON 31.03.2021
LAND & BUILDING											
LAND	NIL	1,26,15,070				1,26,15,070	-	-	-	1,26,15,070	1,26,15,070
BUILDING	10%	74,35,18,951	1,64,593	2,92,43,597		77,29,27,141	38,49,36,254	3,73,36,909	42,22,73,163	35,06,53,978	35,85,82,697
VEHICLES											
OTHER VEHICLES	15%	2,05,55,769		60,740	1,04,328	2,05,12,181	1,33,36,410	10,71,810	1,44,08,220	61,03,961	72,19,359
BUSES	15%	5,45,81,428			2,03,811	5,43,77,617	5,43,77,617	-	5,43,77,617	-	2,03,811
LAB EQUIPMENTS											
COMPUTER LAB	40%	11,37,11,977	38,32,860	1,52,53,021		13,27,97,858	10,58,39,241	77,32,843	11,35,72,084	1,92,25,774	78,72,736
ELECTRONIC LAB	15%	68,86,175				68,86,175	57,47,708	1,70,770	59,18,478	9,67,697	11,38,467
DENTAL LAB	15%										
MECHANICAL LAB	15%	70,85,468		64,446		71,49,914	37,83,442	5,00,137	42,83,579	28,66,335	33,02,026
PHYSICS LAB	15%	5,70,670				5,70,670	3,12,677	38,699	3,51,376	2,19,294	2,57,993
CHEMISTRY LAB	15%	17,68,964				17,68,964	14,79,281	43,452	15,22,733	2,46,231	2,89,683
BIO TECH LAB	15%	1,39,76,973			1,18,405	1,38,58,568	1,03,88,244	5,20,549	1,09,08,793	29,49,775	35,88,729
CIVIL LAB EQUIPMENTS	15%	11,40,601				11,40,601	9,36,539	30,609	9,67,148	1,73,453	2,04,062
APPLIED SCIENCES LAB	15%	15,13,087		16,68,333		31,81,390	7,82,468	2,34,713	10,17,181	21,64,209	7,30,589
ASH LAB EQUIPMENTS	15%	4,75,985				4,75,985	3,88,784	13,080	4,01,864	74,121	87,201
FMEH LAB STUDIO	15%	10,01,768	1,88,138	1,79,630		13,69,536	2,15,022	1,59,705	3,74,727	9,94,809	7,86,746
HOTEL MANAGEMENT LAB	15%	7,39,217	7,66,192	70,10,962		85,16,371	1,10,883	7,35,001	8,45,884	76,70,487	6,28,334
R & D LAB & EQUIPMENTS	15%	4,39,60,878		2,46,260		4,42,07,138	2,20,75,208	33,01,320	2,53,76,528	1,88,30,610	2,18,85,670
SOFTWARE	40%	2,53,28,482	6,23,902	22,18,824		2,81,71,208	2,30,25,258	16,14,615	2,46,39,873	35,31,335	23,03,224
FURNITURE & FIXTURES	10%	25,12,60,306	12,64,774	22,22,191	95,886	25,46,51,385	15,49,82,704	98,55,759	16,48,38,463	8,98,12,922	9,62,77,602
OFFICE & ELECTRICAL EQUIPMENTS	10%	23,01,98,270	4,82,427	7,14,847	51,208	23,13,44,336	14,18,28,653	89,15,826	15,07,44,479	8,05,99,857	8,83,69,617
LIBRARY BOOKS	40%	4,34,42,295	14,45,687	2,01,738		4,50,89,720	4,18,68,780	12,48,028	4,31,16,808	19,72,912	15,73,515
TOTAL (A)		1,57,43,32,304	87,68,573	5,90,84,589	5,73,638	1,64,16,11,828	96,64,15,173	7,35,23,825	1,03,99,38,998	60,16,72,830	60,79,17,131
CWIP (FARIDABAD)	NIL	2,97,02,147	89,23,342	3,39,65,758	2,97,02,147	4,28,89,100				4,28,89,100	2,97,02,147
CWIP (SONEPAT)		13,19,89,855				13,19,89,855				13,19,89,855	13,19,89,855
TOTAL CWIP (B)		16,16,92,002	89,23,342	3,39,65,758	2,97,02,147	17,48,78,955	-	-	-	17,48,78,955	16,16,92,002
GRAND TOTAL (A+B)		1,73,60,24,306	1,76,91,915	9,30,50,347	3,02,75,785	1,81,64,90,783	96,64,15,173	7,35,23,825	1,03,99,38,998	77,65,51,785	76,96,09,133

IN TERMS OF OUR SEPARATE REPORT OF EVEN DATE ATTACHED

FOR PARVEEN S BANSAL & CO
CHARTERED ACCOUNTANTS
FIRM REGN. NO.012677N

NAME: PARVEEN BANSAL
(PARTNER)
ADD: 1101-1103, 11th Floor, 81 Business
Hub,
Sector-81, Faridabad-121007
Membership No.-:093611
UDIN No.-:

Place: Faridabad
Date:

30 SEP 2022



FOR MANAV RACHNA INTERNATIONAL INSTITUTE OF RESEARCH & STUDIES

AUTH. SIGNATORY

AUTH. SIGNATORY