

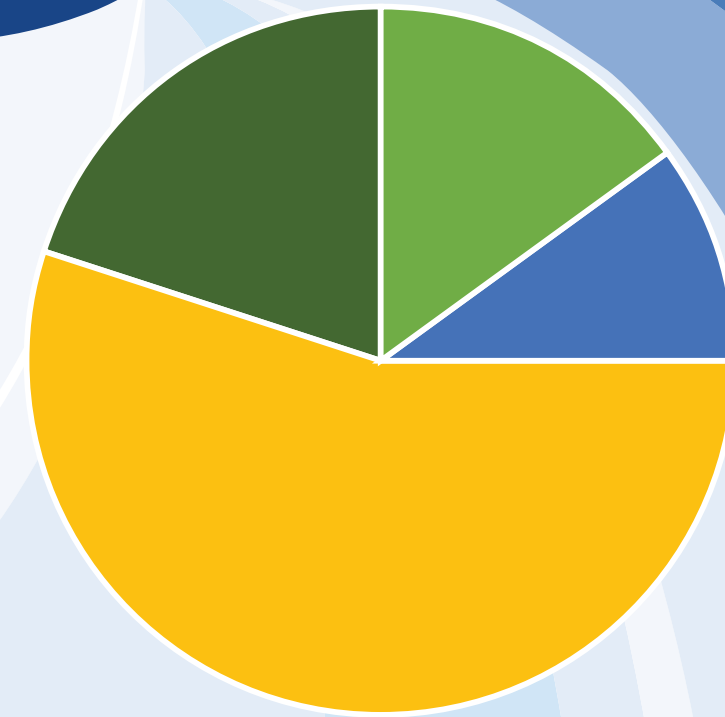


STATISTICS

OF CIVIL OFFICERS AND STAFFS

2019

Statistics of Civil Officers and Staffs, 2019



Government of the People's Republic of Bangladesh
Ministry of Public Administration
Reform and Research Wing
Statistics and Research Cell



গণপ্রজাতন্ত্রী বাংলাদেশ সরকার
জনপ্রশাসন মন্ত্রণালয়

STATISTICS OF CIVIL OFFICERS AND STAFFS, 2019

সংকলন :

পরিসংখ্যান ও গবেষণা কোষ
সংস্কার ও গবেষণা অনুবিভাগ

জনপ্রশাসন মন্ত্রণালয়

www.mopa.gov.bd

STATISTICS OF CIVIL OFFICERS AND STAFFS, 2019

প্রকাশ : জুন ২০২০

প্রকাশনায় :

পরিসংখ্যান ও গবেষণা কোষ
সংস্কার ও গবেষণা অনুবিভাগ
জনপ্রশাসন মন্ত্রণালয়

মুদ্রণ :

বাংলাদেশ সরকারি মুদ্রণালয় (বি.জি প্রেস)
তেজগাঁও, ঢাকা।



ফরহাদ হোসেন এমপি
প্রতিমন্ত্রী

জনপ্রশাসন মন্ত্রণালয়
গণপ্রজাতন্ত্রী বাংলাদেশ সরকার
বাংলাদেশ সচিবালয়, ঢাকা
ফোন : +৮৮০২-৯৫৫৭৮৭৮
ফ্যাক্স : +৮৮০২-৯৫৫২৬২২
E-mail : stateminister@mopa.gov.bd

মুখবন্ধ

প্রতিবছরের মতো এবারও জনপ্রশাসন মন্ত্রণালয়ের সংস্কার ও গবেষণা অনুবিভাগের উদ্যোগে গণপ্রজাতন্ত্রী বাংলাদেশ সরকারের বেসামরিক জনবল সংক্রান্ত “Statistics of Civil Officers and Staffs, 2019” পুস্তকটি প্রকাশিত হচ্ছে জেনে আমি আনন্দিত।

বিশ্বায়নের চ্যালেঞ্জ মোকাবিলায় এবং সরকারের গৃহীত নীতিমালার সুষ্ঠু বাস্তবায়নে এ পরিসংখ্যান পুস্তকটির সুবিন্যস্ত তথ্যসমূহ সময়োপযোগী ও জনকল্যাণমুখী এবং গবেষণার কাজেও এটি গুরুত্বপূর্ণ উপকরণ হিসাবে পরিগণিত হবে বলে আমার বিশ্বাস।

বর্তমানে বাংলাদেশ বিশ্বের অনেক দেশের কাছে উন্নয়নের অনুকরণীয় দৃষ্টান্ত হিসাবে প্রতিষ্ঠিত হয়েছে। উন্নয়ন সমতার ক্ষেত্রে নারীর অধিকতর অংশগ্রহণ নিশ্চিতকরণ এবং পিছিয়ে পড়া জনগোষ্ঠীকে উন্নয়ন প্রক্রিয়ায় शामिल করতে এ পরিসংখ্যান বইটি বস্তুনিষ্ঠ তথ্য সরবরাহের আকরগ্রন্থ হিসাবে কাজ করতে পারে।

গণপ্রজাতন্ত্রী বাংলাদেশ সরকারের সকল মন্ত্রণালয়/বিভাগ, অধিদপ্তর/পরিদপ্তর, স্বায়ত্তশাসিত সংস্থা/কর্পোরেশন, বিভাগীয় কমিশনারের কার্যালয়, সাংবিধানিক প্রতিষ্ঠান এবং বিদেশে অবস্থিত বাংলাদেশ কূটনৈতিক মিশন হতে জনবলবিষয়ক বিদ্যমান পদ, কর্মরত নারী পুরুষের সংখ্যা এবং শূন্যপদের শ্রেণি ও গ্রেডভিত্তিক তথ্য সংগ্রহ করা নিঃসন্দেহে একটি দুরূহ ও কষ্টসাধ্য কাজ। এ কাজের সঙ্গে সম্পৃক্ত জনপ্রশাসন মন্ত্রণালয়ের সংস্কার ও গবেষণা অনুবিভাগের সকলকে আন্তরিক ধন্যবাদ জানাই।

পরিসংখ্যান-গ্রন্থটির মান-উন্নয়ন, পরিমার্জন ও পরিবর্তনে সকল ব্যবহারকারীর গঠনমূলক পরামর্শ আহ্বান করছি। এ সকল পরামর্শ ভবিষ্যতে গ্রন্থটির উন্নত সংস্করণ প্রণয়নে সহায়ক হবে।

জয় বাংলা, জয় বঙ্গবন্ধু,
বাংলাদেশ চিরজীবী হোক।

ফরহাদ হোসেন, এমপি



শেখ ইউসুফ হারুন
সচিব
জনপ্রশাসন মন্ত্রণালয়
গণপ্রজাতন্ত্রী বাংলাদেশ সরকার

উপক্রমণিকা

গণপ্রজাতন্ত্রী বাংলাদেশ সরকারের মাননীয় প্রধানমন্ত্রী শেখ হাসিনার সরকার রূপকল্প, ২০২১ ও ২০৪১ বাস্তবায়নের মধ্য দিয়ে আধুনিক ও উন্নত বাংলাদেশ বিনির্মাণে বন্ধপরিষ্কার। উন্নত বাংলাদেশ প্রতিষ্ঠায় নির্ভুল ও বস্তুনিষ্ঠ তথ্য সংগ্রহ গুরুত্বপূর্ণ। এ লক্ষ্যে জনপ্রশাসন মন্ত্রণালয়ের পরিসংখ্যান ও গবেষণা কোষ প্রতিবছরের ন্যায় এবারও “Statistics of Civil Officers and Staffs, 2019” প্রকাশ করছে জেনে আমি আনন্দিত।

সরকারের কার্যবর্ধন অনুযায়ী বেসামরিক জনবলের পরিসংখ্যান সংগ্রহ ও সংকলনের দায়িত্ব জনপ্রশাসন মন্ত্রণালয়ের। পুস্তকটিতে বিভিন্ন মন্ত্রণালয়/বিভাগ, সাংবিধানিক প্রতিষ্ঠান, অধিদপ্তর/পরিদপ্তর, স্বায়ত্তশাসিত সংস্থা/ কর্পোরেশন এবং মাঠ পর্যায়ের বিভাগীয়, জেলা ও উপজেলা কার্যালয়সহ কূটনৈতিক মিশনসমূহের বেসামরিক জনবলের তথ্য রয়েছে।

সর্বস্তরের কর্মকর্তা-কর্মচারীর পেশাগত দক্ষতা ও সক্ষমতা বৃদ্ধিতে এবং সার্বিকভাবে মানবসম্পদের সুষ্ঠু ব্যবস্থাপনায় জনপ্রশাসন মন্ত্রণালয় সবসময় সচেষ্ট রয়েছে। তথ্য ও পরিসংখ্যানের যথাযথ সংরক্ষণ ও ব্যবহার সরকারের স্বচ্ছতা, জবাবদিহি ও জনকল্যাণমুখিতায় গুরুত্বপূর্ণ ভূমিকা পালন করবে। সংকলনটিতে বেসামরিক জনবলের কাঠামো-অনুযায়ী অনুমোদিত পদ, বিদ্যমান জনবল, শূন্যপদ, জনবলের গ্রেডভিত্তিক তথ্য, নিয়োজিত জনবলের মধ্যে নারী-পুরুষের তথ্য সন্নিবেশিত হয়েছে।

এ গ্রন্থে পরিবেশিত তথ্য-উপাত্ত সরকারি ও বেসরকারি খাতের সংশ্লিষ্ট সকলের প্রয়োজনীয়তা পূরণ করবে এবং গুরুত্বপূর্ণ সিদ্ধান্তগ্রহণ ও বাস্তবায়নে সহায়ক ভূমিকা পালন করবে বলে আমি আশাবাদী।

পুস্তকটির মানোন্নয়ন এবং একে আরও নির্ভুল করতে যে-কোনো গঠনমূলক মতামত ও পরামর্শ পরবর্তী সংস্করণের জন্য গুরুত্বের সঙ্গে বিবেচনা করা হবে। তথ্য-উপাত্ত সংগ্রহ, পাণ্ডুলিপি প্রণয়ন, মুদ্রণ ও প্রকাশে নিরলস প্রয়াস চালানোর জন্য আমি পরিসংখ্যান ও গবেষণা কোষ, লোক-প্রশাসন কম্পিউটার কেন্দ্র এবং বিজি প্রেসের কর্মকর্তা-কর্মচারীবৃন্দসহ সংশ্লিষ্ট সকলকে আন্তরিক ধন্যবাদ জানাই।

(শেখ ইউসুফ হারুন)



জোবেদা খাতুন
অতিরিক্ত সচিব
জনপ্রশাসন মন্ত্রণালয়
গণপ্রজাতন্ত্রী বাংলাদেশ সরকার

ভূমিকা

বর্তমানে আমরা একটি অবাধ তথ্যপ্রবাহের যুগে বাস করছি যেখানে জ্ঞানভিত্তিক সমাজ প্রতিষ্ঠায় তথ্য অন্যতম প্রধান নিয়ামক হিসাবে গণ্য হচ্ছে। সরকারি যে-কোনো নীতি-নির্ধারণ, পরিকল্পনা প্রণয়ন, সিদ্ধান্ত গ্রহণ ও বাস্তবায়নে নির্ভরযোগ্য পরিসংখ্যান গুরুত্বপূর্ণ ভূমিকা পালন করে। বর্তমান সরকার তথ্য অধিকার আইন প্রণয়ন করেছে এবং যথাযথ তথ্য-উপাত্ত সংগ্রহ ও সংকলনে অগ্রাধিকার দিচ্ছে। জনপ্রশাসন মন্ত্রণালয় বাংলাদেশে সরকারি কাজে নিয়োজিত গণকর্মচারীদের যথাযথ পরিসংখ্যান প্রকাশ করে থাকে।

গণপ্রজাতন্ত্রী বাংলাদেশ সরকারের মন্ত্রণালয়, বিভাগ, দপ্তর, অধিদপ্তর, কর্পোরেশন, মাঠপর্যায়ে বিভাগ, জেলা ও উপজেলাসহ সকল সরকারি ও স্বায়ত্তশাসিত প্রতিষ্ঠানের জনবল কাঠামোসম্পর্কিত তথ্য, বেসামরিক প্রশাসনে বিদ্যমান কর্মরত জনবল ও শূন্যপদের তথ্যসংবলিত 'Statistics of Civil Officers and Staffs, 2019' প্রকাশিত হচ্ছে জেনে আমি আনন্দিত। আমি মনে করি, বাংলাদেশের বর্তমান উন্নয়ন অগ্রযাত্রায় একটি স্বচ্ছ, জবাবদিহিমূলক ও আধুনিক প্রশাসন ব্যবস্থা গড়ে তুলতে এ ধরনের পরিসংখ্যানগ্রন্থ সহায়ক ভূমিকা পালন করবে।

পুস্তকটিতে বিভিন্ন মন্ত্রণালয়/বিভাগ, অধিদপ্তর/পরিদপ্তর, স্বায়ত্তশাসিত সংস্থা/কর্পোরেশন এবং মাঠ পর্যায়ের বিভাগীয়, জেলা ও উপজেলা কার্যালয়সহ বিদেশে অবস্থিত কূটনৈতিক মিশনসমূহের বেসামরিক জনবলের তথ্য সংকলিত হয়েছে। এতে বিভিন্ন দপ্তর/সংস্থার অনুমোদিত পদ, শূন্যপদ এবং বিদ্যমান জনবলের গ্রেডভিত্তিক তথ্য সন্নিবেশিত হয়েছে। এ ছাড়াও মহিলা কর্মকর্তা-কর্মচারীদের পরিসংখ্যান পৃথকভাবে দেখানো হয়েছে।

এ গ্রন্থের তথ্য সংগ্রহ ও প্রকাশনার সঙ্গে জড়িত পরিসংখ্যান ও গবেষণা কোষ, লোকপ্রশাসন কম্পিউটার কেন্দ্র এবং বিজি প্রেসের কর্মকর্তা-কর্মচারীবৃন্দকে তাঁদের নিষ্ঠা, শ্রম ও ঐকান্তিক প্রয়াসের জন্য আন্তরিক ধন্যবাদ জানাই। ভবিষ্যতে গ্রন্থটিকে অধিকতর তথ্যবহুল ও ব্যবহারবান্ধব করার জন্য যে-কোনো গঠনমূলক পরামর্শ ও মতামত সাদরে গৃহীত হবে।


জোবেদা খাতুন

Contents

	page
Chapter one: Summary statistics	
1.1 Summary of civil officers and staffs by types of offices, 2015-2018.....	3-11
1.2 Summary of civil officers and staffs by classification in different types of offices, 2018.....	13
Chapter two: Statistics of civil officers and staffs by classification	
2.1 Civil officers and staffs of the ministries and divisions by classification, 2018.....	17-22
2.2 Civil officers and staffs of the departments and directorates by classification, 2018.....	23-36
2.3 Civil officers and staffs of the divisional and deputy commissioner officers by classification, 2018.....	37-39
2.4 Civil officers and staffs of the autonomous bodies and corporations by classification, 2018.....	40-57
Chapter three: Statistics of class-I employees	
3.1 Summary of Class I employees by grades, 2018.....	61
3.2 Class-I employees of the ministries and divisions by grades (grade 1-5), 2018.....	69-73
3.3 Class-I employees of the ministries and divisions by grades (grade 6-9 and fixed grade), 2018.....	74-79
3.4 Class-I employees of the departments and directorates by grades (grade 1-5), 2018.....	80-93
3.5 Class-I employees of the departments and directorates by grades (grade 6-9 and fixed grade), 2018....	94-110
3.6 Class-I employees of the divisional and deputy commissioner offices by grades (grade 1-5), 2018.....	111-112
3.7 Class-I employees of the divisional and deputy commissioner offices by grades (grade 6-9 and fixed grade), 2018.....	113-115
3.8 Class-I employees of the autonomous bodies and corporations by grades (grade 1-5), 2018.....	116-130
3.9 Class-I employees of the autonomous bodies and corporations by grades (grade 6-9 and fixed grade), 2018.....	131-147
Chapter four: Proportion of civil officers and staffs by gender	
4.1 Male and female employees by types of offices, 2018.....	151
4.2 Civil officers and staffs of ministries and divisions by gender and classification, 2018.....	159-163
4.3 Civil officers and staffs of departments and directorates by gender and classification, 2018.....	164-177
4.4 Civil officers and staffs of divisional and deputy commissioner offices by gender and classification, 2018.....	178-180
4.5 Civil officers and staffs of autonomous bodies and corporations by gender and classification, 2018....	181-197
Chapter five: Statistics of project employees in the government of Bangladesh	
5.1 Project employees of the government by classification, 2018.....	201-203

Chapter one: Summary statistics

1.1 Summary of civil officers and staffs by types of offices, 2015-2018

Year	Ministries and Divisions			Departments and Directorates			Divisional and Deputy Commissioners Offices (including UNO & AC Land offices)			Autonomous Bodies and Corporations			Total		
	Sanction	Exist	Vacant	Sanction	Exist	Vacant	Sanction	Exist	Vacant	Sanction	Exist	Vacant	Sanction	Exist	Vacant
2015	14387	10780	3607	1276150	1072444	203706	42107	31788	10319	378060	267381	110679	1710704	1382393	328311
2016	14765	11118	3647	1262301	1041181	221120	38889	28803	10086	385759	261351	124408	1701714	1342453	359261
2017 (up to Jan)	15621	11655	3966	1321914	1063626	258288	41094	29704	11390	383566	257313	126253	1762195	1362298	399897
2017 (up to Dec)	16212	12008	4204	1332992	1072904	260088	45786	32487	13299	389312	273656	115656	1784302	1391055	393247
2018	17767	12566	5201	1367185	1110552	256633	47025	33213	13812	389307	277615	111692	1821284	1433946	387338

Figure 1.1: Proportion of civil-service employees by office types based on existing positions, 2010-2018

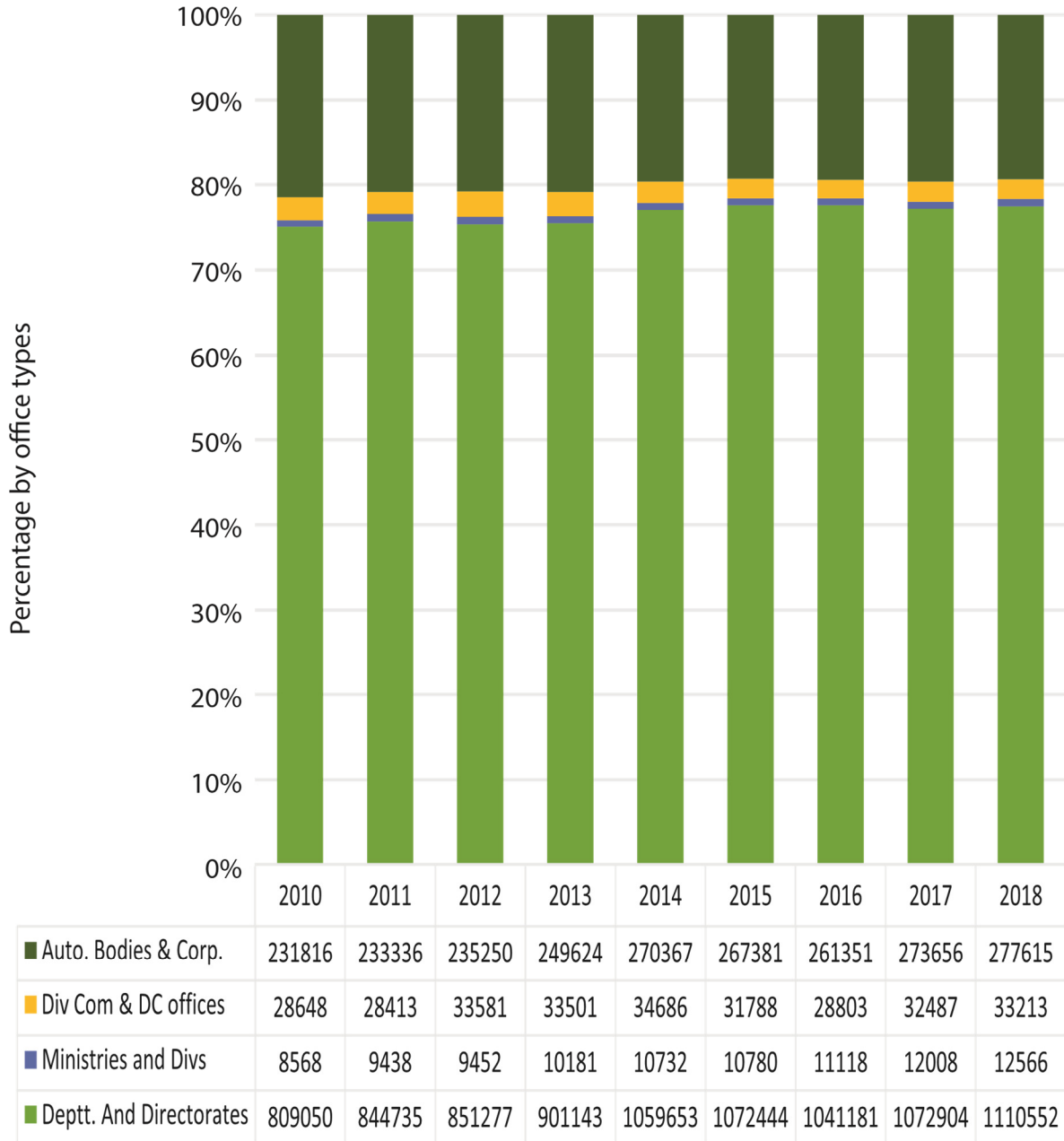


Figure 1.2: Trend of civil-service employees by sanctioned, existing and vacant position, 2010-2018

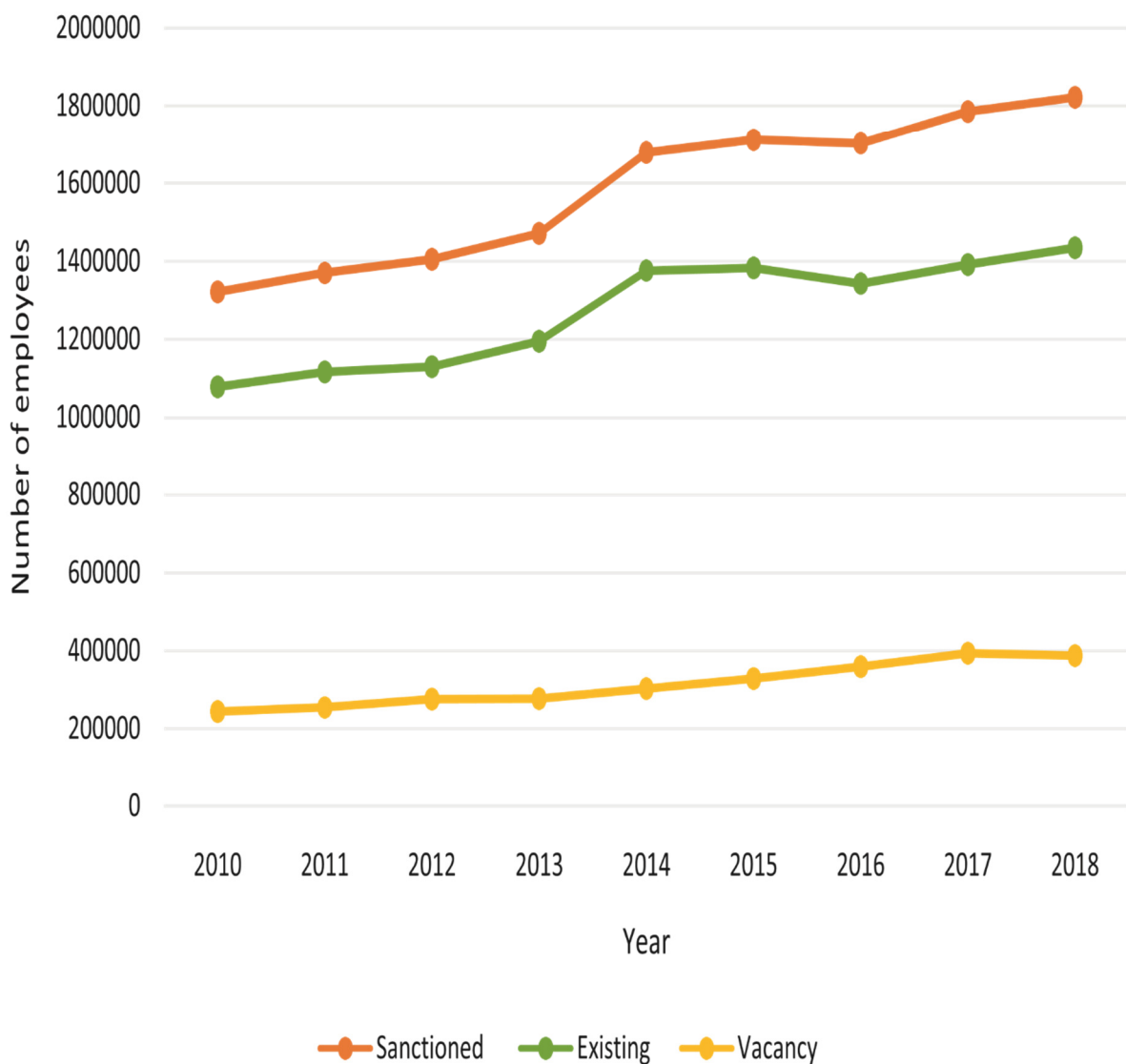


Figure 1.3: Proportion of total employees by classification based on existing employees, 2018

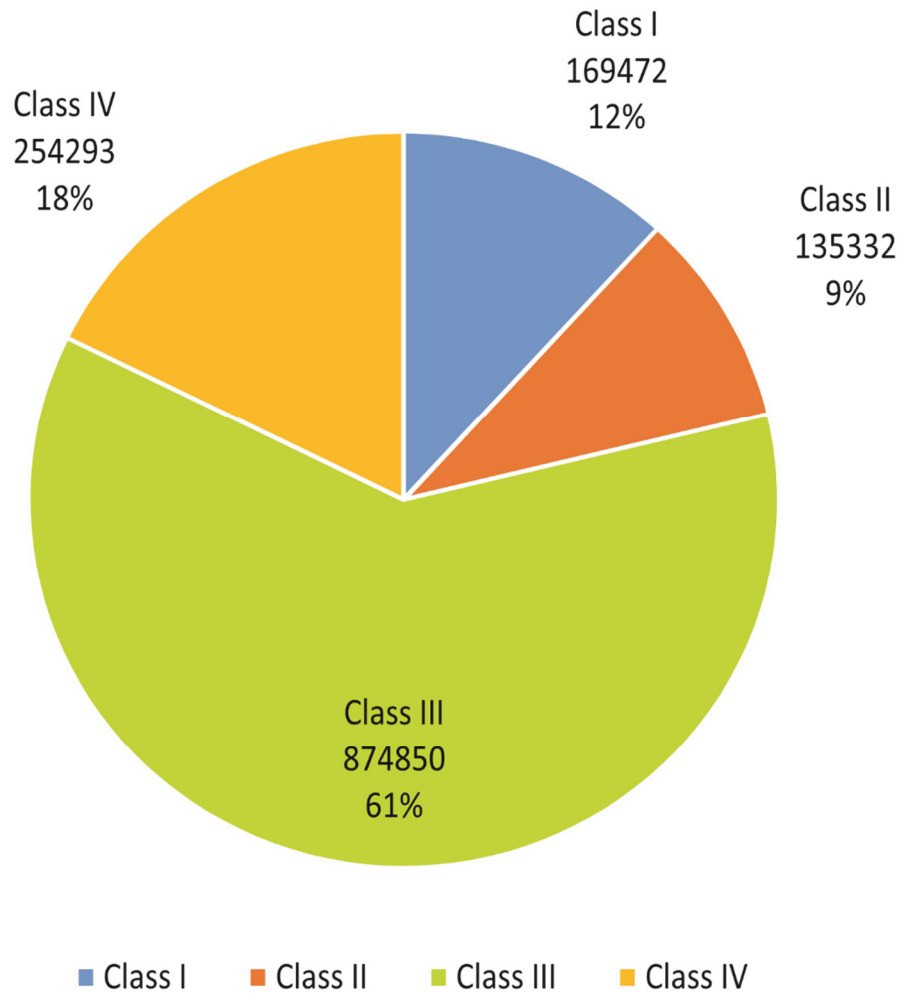
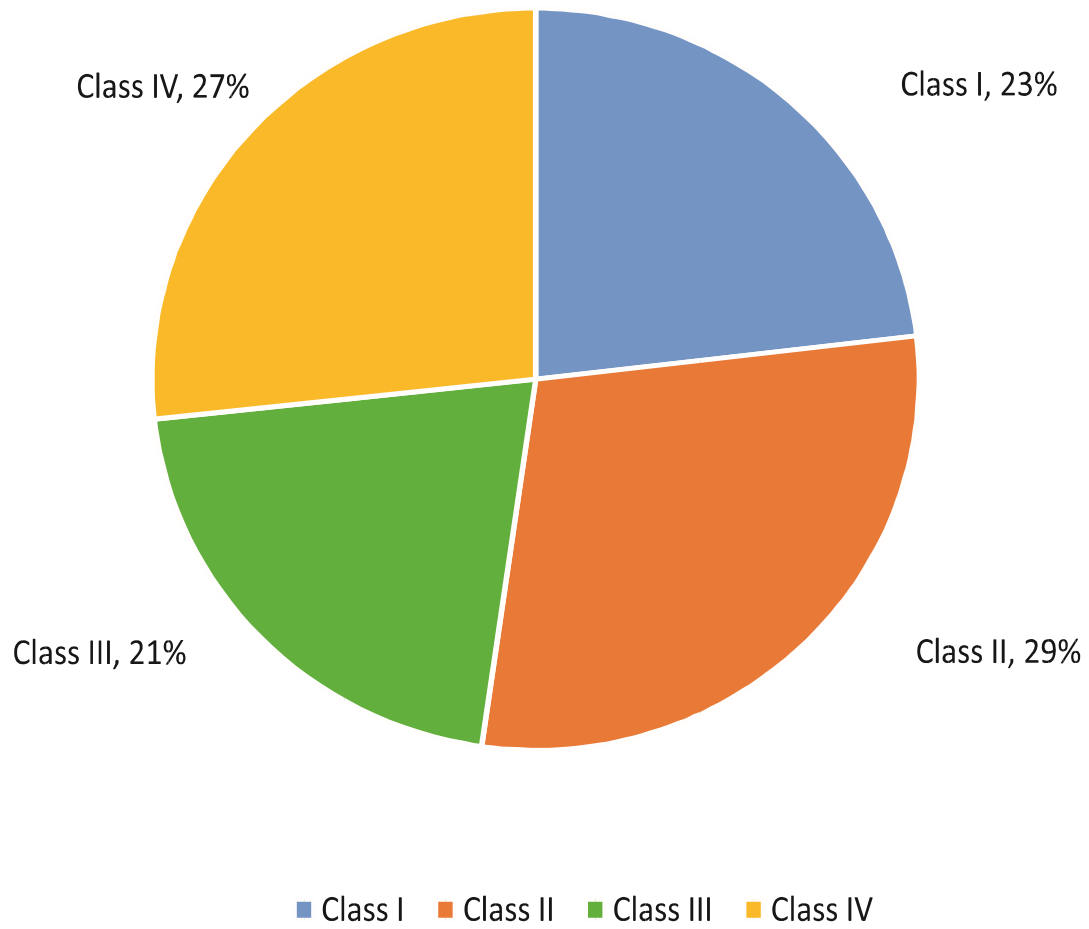


Figure 1.4: Proportion of vacant posts by classification, 2018

1.2 Summary of civil officers and staffs by classification in different types of offices, 2018

Class	Ministries and Divisions			Departments and Directorates			Divisional and Deputy Commissioners' Offices (including UNO & AC Land offices)			Autonomous Bodies and Corporations			Total		
	Sanc.	Exist.	Vacancy	Sanc.	Exist.	Vacancy	Sanc.	Exist.	Vacancy	Sanc.	Exist.	Vacancy	Sanc.	Exist.	Vacancy
Class-I	4810	3810	1000	114569	86400	28169	2829	2226	603	98194	77036	21158	220402	169472	50930
Class-II	3769	2550	1219	118946	92197	26749	1106	271	835	66968	40314	26654	190789	135332	55457
Class-III	5178	3309	1869	911944	766132	145812	21352	14455	6897	124753	90954	33799	1063227	874850	188377
Class-IV	4010	2897	1113	221726	165823	55903	21738	16261	5477	99392	69311	30081	346866	254292	92574
Total	17767	12566	5201	1367185	1110552	256633	47025	33213	13812	389307	277615	111692	1821284	1433946	387338

Chapter two: statistics of civil officers and staffs by classification

2.1 Civil officers and staffs of the ministries and divisions by classification, 2018

Name of the Ministries and Divisions	Class-I			Class-II			Class-III			Class-IV			Total		
	Sanc.	Exist.	Vacancy	Sanc.	Exist.	Vacancy	Sanc.	Exist.	Vacancy	Sanc.	Exist.	Vacancy	Sanc.	Exist.	Vacancy
MINISTRY OF AGRICULTURE	82	57	25	64	52	12	104	57	47	58	32	26	308	198	110
MINISTRY TOTAL	82	57	25	64	52	12	104	57	47	58	32	26	308	198	110
CABINET DIVISION	601	197	404	407	119	288	983	508	475	429	213	216	2420	1037	1383
ANTI CORRUPTION COMMISSION	69	73	16	80	59	21	74	43	31	92	52	40	335	227	108
MINISTRY TOTAL	690	270	420	487	178	309	1057	551	506	521	265	256	2755	1264	1491
MINISTRY OF CIVIL AVIATION AND TOURISM	31	26	5	28	22	6	29	19	10	27	24	3	115	91	24
MINISTRY TOTAL	31	26	5	28	22	6	29	19	10	27	24	3	115	91	24
MINISTRY OF COMMERCE	71	85	-14	79	56	23	66	52	14	63	48	15	279	241	38
MINISTRY TOTAL	71	85	-14	79	56	23	66	52	14	63	48	15	279	241	38
MINISTRY OF CTG. HILL TRACTS AFFAIRS	25	23	2	18	13	5	17	12	5	21	21	0	81	69	12
MINISTRY TOTAL	25	23	2	18	13	5	17	12	5	21	21	0	81	69	12
MINISTRY OF CULTURAL AFFAIRS	36	28	8	28	19	9	29	21	8	33	27	6	126	95	31
MINISTRY TOTAL	36	28	8	28	19	9	29	21	8	33	27	6	126	95	31
MINISTRY OF DEFENCE	56	39	17	55	35	20	49	23	26	64	29	35	224	126	98
MINISTRY TOTAL	56	39	17	55	35	20	49	23	26	64	29	35	224	126	98
MINISTRY OF DISASTER MANAGEMENT AND RELIEF	59	61	-2	33	33	0	79	65	14	15	15	0	186	174	12
MINISTRY TOTAL	59	61	-2	33	33	0	79	65	14	15	15	0	186	174	12
MINISTRY OF EDUCATION															
TECHNICAL AND MADRASAH EDUCATION DIVISION	35	28	7	34	16	18	32	15	17	34	12	22	135	71	64
SECONDARY AND HIGHER EDUCATION DIVISION	72	53	19	64	32	32	59	44	15	66	51	15	261	180	81
MINISTRY TOTAL	107	81	26	98	48	50	91	59	32	100	63	37	396	251	145
ELECTION COMMISSION SECRETARIAT	92	73	19	53	43	10	106	80	26	67	62	5	318	258	60
MINISTRY TOTAL	92	73	19	53	43	10	106	80	26	67	62	5	318	258	60

2.1 Civil officers and staffs of the ministries and divisions by classification, 2018

Name of the Ministries and Divisions	Class-I			Class-II			Class-III			Class-IV			Total		
	Sanc.	Exist.	Vacancy	Sanc.	Exist.	Vacancy	Sanc.	Exist.	Vacancy	Sanc.	Exist.	Vacancy	Sanc.	Exist.	Vacancy
MINISTRY OF EXPATRIATES' WELFARE AND OVERSEAS EMPL.	93	81	12	30	16	14	33	35	-2	36	22	14	192	154	38
MINISTRY TOTAL	93	81	12	30	16	14	33	35	-2	36	22	14	192	154	38
MINISTRY OF FINANCE															
FINANCE DIVISION	146	136	10	176	136	40	169	108	61	113	93	20	604	473	131
FINANCIAL INSTITUTION DIVISION	40	24	16	36	15	21	31	0	31	35	7	28	142	46	96
ECONOMIC RELATIONS DIVISION	122	107	15	114	97	17	104	78	26	110	94	16	450	376	74
INTERNAL RESOURCES DIVISION	29	16	13	21	13	8	21	9	12	22	14	8	93	52	41
MINISTRY TOTAL	337	283	54	347	261	86	325	195	130	280	208	72	1289	947	342
MINISTRY OF FISHERIES AND LIVESTOCK															
MINISTRY OF FISHERIES AND LIVESTOCK	44	37	7	36	22	14	35	22	13	37	28	9	152	109	43
MINISTRY TOTAL	44	37	7	36	22	14	35	22	13	37	28	9	152	109	43
MINISTRY OF FOOD															
MINISTRY OF FOOD	65	55	10	36	22	14	36	19	17	36	34	2	173	130	43
MINISTRY TOTAL	65	55	10	36	22	14	36	19	17	36	34	2	173	130	43
MINISTRY OF FOREIGN AFFAIRS															
MINISTRY OF FOREIGN AFFAIRS	390	361	29	455	334	121	222	124	98	210	159	51	1277	978	299
MINISTRY TOTAL	390	361	29	455	334	121	222	124	98	210	159	51	1277	978	299
MINISTRY OF HEALTH AND FAMILY WELFARE															
MEDICAL EDU & FAMILY WELFARE DIVISION	66	63	3	51	28	23	53	8	45	43	16	27	213	115	98
HEALTH SERVICE DIVISION	78	87	-9	74	79	-5	83	28	55	69	24	45	304	218	86
MINISTRY TOTAL	144	150	-6	125	107	18	136	36	100	112	40	72	517	333	184
MINISTRY OF HOME AFFAIRS															
PUBLIC SECURITY DIVISION	61	50	11	53	18	35	44	33	11	42	31	11	200	132	68
SECURITY SERVICES DIVISION	74	49	25	70	38	32	85	69	16	41	36	5	270	192	78
MINISTRY TOTAL	135	99	36	123	56	67	129	102	27	83	67	16	470	324	146
MINISTRY OF HOUSING AND PUBLIC WORKS															
MINISTRY OF HOUSING AND PUBLIC WORKS	36	34	2	32	19	13	29	18	11	34	20	14	131	91	40
MINISTRY TOTAL	36	34	2	32	19	13	29	18	11	34	20	14	131	91	40
MINISTRY OF INDUSTRIES															
MINISTRY OF INDUSTRIES	63	57	6	57	53	4	54	14	40	63	41	22	237	165	72
MINISTRY TOTAL	63	57	6	57	53	4	54	14	40	63	41	22	237	165	72

2.1 Civil officers and staffs of the ministries and divisions by classification, 2018

Name of the Ministries and Divisions	Class-I			Class-II			Class-III			Class-IV			Total		
	Sanc.	Exist.	Vacancy	Sanc.	Exist.	Vacancy	Sanc.	Exist.	Vacancy	Sanc.	Exist.	Vacancy	Sanc.	Exist.	Vacancy
MINISTRY OF INFORMATION															
INFORMATION COMMISSION	19	17	2	5	4	1	27	18	9	23	23	0	74	62	12
INFORMATION MINISTRY	51	40	11	42	36	6	50	31	19	44	36	8	187	143	44
MINISTRY TOTAL	70	57	13	47	40	7	77	49	28	67	59	8	261	205	56
MINISTRY OF JUTE AND TEXTILE															
MINISTRY OF JUTE AND TEXTILE	43	33	10	35	28	7	24	20	4	35	35	0	137	116	21
MINISTRY TOTAL	43	33	10	35	28	7	24	20	4	35	35	0	137	116	21
MINISTRY OF LABOUR AND EMPLOYMENT															
MINISTRY OF LABOUR AND EMPLOYMENT	51	39	12	38	28	10	35	32	3	33	28	5	157	127	30
MINISTRY TOTAL	51	39	12	38	28	10	35	32	3	33	28	5	157	127	30
MINISTRY OF LAND															
MINISTRY OF LAND	47	36	11	36	29	7	33	7	26	41	24	17	157	96	61
MINISTRY TOTAL	47	36	11	36	29	7	33	7	26	41	24	17	157	96	61
MINISTRY OF LAW, JUSTICE AND PARLIAMENTARY AFFAIRS															
BANGLADESH JUDICIAL SERVICE COMMISSION SECT	11	11	0	0	0	0	31	28	3	11	11	0	53	50	3
NATIONAL HUMAN RIGHTS COMMISSION	20	17	3	0	0	0	16	11	5	13	13	0	49	41	8
LAW COMMISSION	11	11	0	0	0	0	15	14	1	11	11	0	37	36	1
LAW & JUSTICE DIVISION	51	45	6	51	46	5	59	39	20	50	36	14	211	166	45
LEGISLATIVE & PARLIAMENT AFF DIV	98	52	46	39	37	2	67	25	42	59	35	24	263	149	114
PARLIAMENT SECRETARIATE	217	170	47	158	134	24	641	498	143	285	210	75	1301	1012	289
MINISTRY TOTAL	408	306	102	248	217	31	829	615	214	429	316	113	1914	1454	460
MINISTRY OF LGRD AND CO-OPERATIVES															
RURAL DEVELOPMENT AND CO- OPERATIVE DIVISION	32	26	6	25	24	1	29	9	20	28	19	9	114	78	36
LOCAL GOVERNMENT DIVISION	71	61	10	66	41	25	54	43	11	65	50	15	256	195	61
MINISTRY TOTAL	103	87	16	91	65	26	83	52	31	93	69	24	370	273	97
MINISTRY OF LIBERATION WAR AFFAIRS															
MINISTRY OF LIBERATION WAR AFFAIRS	53	39	14	20	7	13	27	21	6	27	22	5	127	89	38
MINISTRY TOTAL	53	39	14	20	7	13	27	21	6	27	22	5	127	89	38

2.1 Civil officers and staffs of the ministries and divisions by classification, 2018

Name of the Ministries and Divisions	Class-I			Class-II			Class-III			Class-IV			Total		
	Sanc.	Exist.	Vacancy	Sanc.	Exist.	Vacancy	Sanc.	Exist.	Vacancy	Sanc.	Exist.	Vacancy	Sanc.	Exist.	Vacancy
MINISTRY OF POST, TELECOM & INFORMATION TECHNOL.															
INFORMATION & COMMUNICATION TECH DIV.	36	39	-3	30	13	17	23	20	3	31	31	0	120	103	17
POST & TELECOMMUNICATION DIV.	34	29	5	28	21	7	34	23	11	33	20	13	129	93	36
MINISTRY TOTAL	70	68	2	58	34	24	57	43	14	64	51	13	249	196	53
MINISTRY OF ENVIERONMENT, FOREST AND CLIMATE CHANGE															
MINISTRY TOTAL	53	36	17	42	19	23	41	21	20	48	34	14	184	110	74
MINISTRY OF PUBLIC ADMINISTRATION															
PUBLIC SERVICE COMMISSION SECRETARIAT	107	91	16	97	81	16	172	152	20	141	139	2	517	463	54
MINISTRY OF PUBLIC ADMINISTRATION	142	135	7	133	116	17	153	98	55	150	107	43	578	456	122
MINISTRY TOTAL	249	226	23	230	197	33	325	250	75	291	246	45	1095	919	176
MINISTRY OF RAILWAYS	43	43	0	33	7	26	30	19	11	29	20	9	135	89	46
MINISTRY TOTAL	43	43	0	33	7	26	30	19	11	29	20	9	135	89	46
MINISTRY OF ROAD TRANSPORT AND BRIDGES															
BRIDGE DIVISION	62	50	12	24	12	12	91	59	32	55	45	10	232	166	66
ROAD TRANSPORT AND HIGHWAY DIVISION	69	64	5	56	31	25	58	31	27	56	34	22	239	160	79
MINISTRY TOTAL	131	114	17	80	43	37	149	90	59	111	79	32	471	326	145
MINISTRY OF PLANNING															
IMPLEMENTATION/MONITORING AND EVALUATION DIV.	129	102	27	60	15	45	94	74	20	55	39	16	338	230	108
PLANNING DIVISION	270	254	16	136	117	19	122	58	64	171	152	19	699	581	118
STATISTICS & INFORMATICS DIVISION	26	23	3	20	7	13	26	16	10	28	23	5	100	69	31
MINISTRY TOTAL	425	379	46	216	139	77	242	148	94	254	214	40	1137	880	257

2.1 Civil officers and staffs of the ministries and divisions by classification, 2018

Name of the Ministries and Divisions	Class-I			Class-II			Class-III			Class-IV			Total		
	Sanc.	Exist.	Vacancy	Sanc.	Exist.	Vacancy	Sanc.	Exist.	Vacancy	Sanc.	Exist.	Vacancy	Sanc.	Exist.	Vacancy
MINISTRY OF POWER ENERGY & RESOURCES															
POWER DIVISION	39	40	-1	32	15	17	30	14	16	31	21	10	132	90	42
ENERGY AND MINERAL RESOURCES DIV	46	31	15	42	24	18	33	20	13	33	27	6	154	102	52
MINISTRY TOTAL	85	71	14	74	39	35	63	34	29	64	48	16	286	192	94
PRESIDENT'S OFFICE															
PERSONAL DIVISION	17	11	6	20	17	3	62	37	25	115	84	31	214	149	65
PUBLIC DIVISION	19	12	7	16	10	6	25	15	10	28	20	8	88	57	31
MINISTRY TOTAL	36	23	13	36	27	9	87	52	35	143	104	39	302	206	96
MINISTRY OF PRIMARY AND MASS EDUCATION	38	38	0	28	14	14	27	13	14	27	24	3	120	89	31
MINISTRY TOTAL	38	38	0	28	14	14	27	13	14	27	24	3	120	89	31
PRIME MINISTER'S OFFICE	88	77	11	78	71	7	224	198	26	171	154	17	561	500	61
MINISTRY TOTAL	88	77	11	78	71	7	224	198	26	171	154	17	561	500	61
MINISTRY OF RELIGIOUS AFFAIRS	36	25	11	29	14	15	28	13	15	33	16	17	126	68	58
MINISTRY TOTAL	36	25	11	29	14	15	28	13	15	33	16	17	126	68	58
MINISTRY OF SCIENCE AND TECHNOLOGY	51	41	10	39	37	2	42	28	14	47	43	4	179	149	30
MINISTRY TOTAL	51	41	10	39	37	2	42	28	14	47	43	4	179	149	30
MINISTRY OF SHIPPING	40	46	-6	30	30	0	27	23	4	35	29	6	132	128	4
MINISTRY TOTAL	40	46	-6	30	30	0	27	23	4	35	29	6	132	128	4
MINISTRY OF SOCIAL WELFARE	32	26	6	27	17	10	24	18	6	31	23	8	114	84	30
MINISTRY TOTAL	32	26	6	27	17	10	24	18	6	31	23	8	114	84	30
MINISTRY OF WATER RESOURCES	30	33	-3	22	23	-1	23	23	0	26	28	-2	101	107	-6
MINISTRY TOTAL	30	33	-3	22	23	-1	23	23	0	26	28	-2	101	107	-6
MINISTRY OF WOMEN AND CHILDREN AFFAIRS	42	39	3	28	20	8	35	16	19	30	11	19	135	86	49
MINISTRY TOTAL	42	39	3	28	20	8	35	16	19	30	11	19	135	86	49
MINISTRY OF YOUTH AND SPORTS	30	28	2	20	16	4	20	20	0	21	15	6	91	79	12
MINISTRY TOTAL	30	28	2	20	16	4	20	20	0	21	15	6	91	79	12
GRAND TOTAL	4810	3810	1000	3769	2550	1219	5178	3309	1869	4010	2897	1113	17767	12566	5201

2.2 Civil officers and staffs of the departments and directorates by classification, 2018

Departments/Directorates	Class-I			Class-II			Class-III			Class-IV			Total		
	Sanc.	Exist.	Vacancy	Sanc.	Exist.	Vacancy	Sanc.	Exist.	Vacancy	Sanc.	Exist.	Vacancy	Sanc.	Exist.	Vacancy
MINISTRY OF AGRICULTURE															
AGRI INFORMATION SERVICE	23	22	1	7	6	1	152	123	29	61	51	10	243	202	41
SOIL RESOURCES DEV INSTITUTE	225	154	71	28	18	10	251	216	35	197	141	56	701	529	172
DEPTT OF AGRI MARKETING	118	41	77	45	0	45	283	221	62	348	175	173	794	437	357
SEED CERTIFICATION AGENCY	252	148	104	1	1	0	140	86	54	157	97	60	550	332	218
COTTON DEV BOARD	114	64	50	17	7	10	520	371	149	228	179	49	879	621	258
DEPTT OF AGRI EXTENSION	2917	1942	975	547	453	94	17998	13631	4367	4231	3014	1217	25693	19040	6653
MINISTRY TOTAL	3649	2371	1278	645	485	160	19344	14648	4696	5222	3657	1565	28860	21161	7699
MINISTRY OF COMMERCE															
DTE OF CONSUMER RIGHTS	101	78	23	3	1	2	105	83	22	31	31	0	240	193	47
OFFICE OF THE CHIEF CONT OF IMP AND EXP	23	17	6	42	32	10	118	40	78	94	12	82	277	101	176
REGISTRAR OF JOINT STOCK CO. S	15	12	3	19	15	4	34	26	8	13	11	2	81	64	17
MINISTRY TOTAL	139	107	32	64	48	16	257	149	108	138	54	84	598	358	240
MINISTRY OF CULTURAL AFFAIRS															
DEPTT OF PUBLIC LIBRARY	105	55	50	43	24	19	370	151	219	313	123	190	831	353	478
COPY RIGHT OFFICE DHAKA	5	2	3	4	1	3	30	21	9	4	3	1	43	27	16
DTE OF ARCHIVES	20	11	9	7	1	6	67	40	27	46	37	9	140	89	51
DEPTT OF ARCHAEOLOGY	47	32	15	17	10	7	191	152	39	220	189	31	475	383	92
MINISTRY TOTAL	177	100	77	71	36	35	658	364	294	583	352	231	1489	852	637
MINISTRY OF DEFENCE															
ARMED FORCES FOOD AND DRAGS LAB	2	0	2	0	0	0	8	6	2	16	12	4	26	18	8
SURVEY OF BANGLADESH	38	18	20	11	3	8	635	445	190	209	129	80	893	595	298
DW (ARMY)	99	67	32	481	183	298	781	635	146	271	247	24	1632	1132	500
DTE GENERAL MEDICAL SERVICES	14	9	5	2	2	0	149	129	20	243	226	17	408	366	42

2.2 Civil officers and staffs of the departments and directorates by classification, 2018

Departments/Directorates	Class-I			Class-II			Class-III			Class-IV			Total		
	Sanc.	Exist.	Vacancy	Sanc.	Exist.	Vacancy	Sanc.	Exist.	Vacancy	Sanc.	Exist.	Vacancy	Sanc.	Exist.	Vacancy
MINISTRY OF DEFENCE															
BD ARMED SERVICES BOARD (BASB)	15	10	5	0	0	0	60	57	3	2	2	0	77	69	8
MODC RECORDS, RAJENDRAPUR, CANTT.	0	0	0	1	1	0	3	3	0	41	39	2	45	43	2
DW AND CE (NAVY)	48	32	16	591	306	285	1061	999	62	389	384	5	2089	1721	368
DW AND CE (AIR)															
KURMITOLA	23	12	11	74	40	34	199	171	28	56	43	13	352	266	86
MILITARY INST OF SCIENCE & TECHNOLOGY	130	18	112	60	47	13	165	71	94	50	28	22	405	164	241
OFFI OF THE CHIEF ADMN OFFICER	171	123	48	106	90	16	972	785	187	743	643	100	1992	1641	351
ARMED FORCES MEDICAL STORES, DEPOT DHAKA CANT.	2	2	0	0	0	0	25	23	2	56	55	1	83	80	3
DTE OF BD NATIONAL CADET CORPS	3	0	3	0	0	0	210	174	36	267	243	24	480	417	63
DTE GENERAL DEFENCE PURCHASE	2	2	0	0	0	0	57	36	21	28	22	6	87	60	27
ARMED FORCES MEDICAL COLLEGE	1	0	1	14	12	2	29	25	4	101	91	10	1454	128	17
BANGLADESH ORDNANCE FACTORIES	72	50	22	151	124	27	1485	1334	151	361	237	124	2069	1745	324
DTE OF MILITARY LANDS & CANTONMENT	36	27	9	15	7	8	55	35	20	51	29	22	157	98	59
DEPTT OF CYPHER	10	6	4	9	8	1	15	13	2	11	8	3	45	35	10
A F I P, DHAKA CANT.	3	0	3	0	0	0	5	3	2	32	31	1	40	34	6
BANGLADESH AIR FORCE	8	4	4	20	31	-11	1342	1187	155	2661	2336	325	4031	3554	473
NATIONAL DEFENCE COLLEGE, MIRPUR	6	3	3	0	0	0	10	10	0	52	52	0	68	65	3
ARMED FORCES MEDICAL INSTITUTE, DHAKA, CANT.	6	1	5	1	0	1	9	6	3	87	74	13	103	81	22
AHQ, AGS BR (PA DTE)	74	15	59	218	96	122	5020	4286	734	7411	7065	346	12723	11462	1261
DTE OF INTER SERVICE PUB RELATION	6	6	0	4	4	0	17	17	0	6	6	0	33	33	0
DTE OF CIVILIAN PERSONNEL (NAVAL HQ)	74	28	46	144	117	27	2858	2467	391	1142	1037	105	4218	3649	569

2.2 Civil officers and staffs of the departments and directorates by classification, 2018

Departments/Directorates	Class-I			Class-II			Class-III			Class-IV			Total		
	Sanc.	Exist.	Vacancy	Sanc.	Exist.	Vacancy	Sanc.	Exist.	Vacancy	Sanc.	Exist.	Vacancy	Sanc.	Exist.	Vacancy
MINISTRY OF DEFENCE															
DEFENCE SERVICES															
COMMAND & STAFF															
COLLEGE	3	2	1	1	1	0	38	35	3	93	87	6	135	125	10
AHQ, E IN C'S BR. WORKS															
DTE	4	7	-3	18	11	7	41	45	-4	14	15	-1	77	78	-1
CONTROLLER GENERAL															
DEFENCE FINANCE	116	112	4	216	156	60	1387	964	423	171	132	39	1890	1364	526
BANGLADESH															
METEOROLOGICAL DEPTT	147	98	49	16	10	6	932	670	262	195	119	76	1290	897	393
MINISTRY TOTAL	1113	652	461	2153	1249	904	17568	14631	2937	14759	13392	1367	35593	29924	5669
MINISTRY OF DISASTER															
MANAGEMENT AND RELIEF															
DEPTT OF DISASTER															
MANAGEMENT	321	196	125	307	254	53	1502	1081	421	213	143	70	2343	1674	669
DTE GENERAL OF RELIEF	319	276	43	306	288	18	904	861	43	213	206	7	1742	1631	111
MINISTRY TOTAL	640	472	168	613	542	71	2406	1942	464	426	349	77	4085	3305	780
MINISTRY OF EDUCATION															
DTE OF INSPECTION	35	27	8	0	0	0	77	27	50	18	5	13	130	59	71
EDUCATION ENGINEERING															
DEPTT	203	138	65	643	476	167	290	217	73	229	194	35	1365	1025	340
OFFICE OF THE CHIEF															
ACCOUNTS	5	5	0	5	2	3	53	29	24	7	6	1	70	42	28
DTE OF SECONDARY &															
HIGHER EDUCATION	21274	17541	3733	12320	9287	3033	4401	2261	2140	7649	4205	3444	45644	33294	12350
BUREAU OF EDU INFORM	23	15	8	6	5	1	31	21	10	19	15	4	79	56	23
NATIONAL ACCADEMY															
FOR EDU MANAG (NAEM)	62	57	5	6	5	1	47	30	17	85	71	14	200	163	37
INTERNATIONAL MOTHER															
LANGUAGE INSTITUTE	17	7	10	1	0	1	36	9	27	1	0	1	55	16	39
DTE OF TECHNICAL															
EDUCATION	4730	3188	1542	1985	939	1046	4060	2561	1499	1729	1035	694	12504	7723	4781
MINISTRY TOTAL	26349	20978	5371	14966	10714	4252	8995	5155	3840	9737	5531	4206	60047	42378	17669

2.2 Civil officers and staffs of the departments and directorates by classification, 2018

Departments/Directorates	Class-I			Class-II			Class-III			Class-IV			Total		
	Sanc.	Exist.	Vacancy	Sanc.	Exist.	Vacancy	Sanc.	Exist.	Vacancy	Sanc.	Exist.	Vacancy	Sanc.	Exist.	Vacancy
ELECTION COMMISSION															
SACRETARIATE															
DEPUTY ELECTION COMMISSION															
OFFICE	694	457	237	0	0	0	861	666	195	823	694	129	2378	1817	561
MINISTRY TOTAL	694	457	237	0	0	0	861	666	195	823	694	129	2378	1817	561
MINISTRY OF EXPATRIATES, WELFARE AND OVERSEAS EMPL															
BUREAU OF MANPOWER EMP	400	227	173	1471	642	829	2259	1356	903	1455	1124	331	5585	3349	2236
MINISTRY TOTAL	400	227	173	1471	642	829	2259	1356	903	1455	1124	331	5585	3349	2236
MINISTRY OF FINANCE															
WORKS AUDIT DIRECTORATE	43	43	0	48	29	19	231	150	81	40	39	1	362	261	101
MONITORING CELL	18	12	6	2	1	1	10	7	3	6	5	1	36	25	11
FOREIGNAIDED PROJECTS AUDIT DIRECTORATE	70	70	0	56	10	46	157	125	32	17	15	2	300	220	80
COMMERCIAL AUDIT DIRECTORATE	144	139	5	264	26	238	556	376	180	89	77	12	1053	618	435
LOCAL & REVENUE AUDIT DIRECTORIATE	67	67	0	130	64	66	348	228	120	70	56	14	615	415	200
FINANCIAL MANAGHEMENT ACADEMY (FIMA)	22	20	2	2	1	1	10	6	4	6	5	1	40	32	8
DEFENCE AUDIT DEPARTMENT	26	26	0	30	13	17	107	88	19	27	25	2	190	152	38
DIRECTORATE OF CIVIL AUDIT	40	41	-1	35	10	25	218	138	80	23	22	1	3196	211	105
PERFORMANCE AUDIT DIRECTORAE DIRECTORATE/413	9	9	0	5	3	2	9	8	1	8	8	0	31	28	3
CONTROLLER GENERAL OF ACCOUNTS, DHAKA	735	633	102	801	210	591	5499	3272	2227	889	586	303	7924	4701	3223
RAILWAYAUDIT DIRECTORATE	21	20	1	35	8	27	133	85	48	22	18	4	211	131	80
POST, TELEGRAPH & TELEPHONES AUDIT DIRECTORATE	21	21	0	36	10	26	202	140	62	41	39	2	300	210	90
MISSION AUDITE DIRECTORATE	7	7	0	5	3	2	18	13	5	11	11	0	41	34	7
COMPTRROLLER GENERAL, DHAKA	1453	1342	111	1822	980	842	8804	5986	2818	1737	1118	619	13816	9426	4390
TAXES APPELLATE TRIBUNAL, DHAKA	25	19	6	0	0	0	77	49	28	55	35	20	157	103	54

2.2 Civil officers and staffs of the departments and directorates by classification, 2018

Departments/Directories	Class-I			Class-II			Class-III			Class-IV			Total		
	Sanc.	Exist.	Vacancy	Sanc.	Exist.	Vacancy	Sanc.	Exist.	Vacancy	Sanc.	Exist.	Vacancy	Sanc.	Exist.	Vacancy
MINISTRY OF FINANCE															
FINANCE DEVISION															
NATIONAL BOARD OF REVENUE (TAXES), DHAKA	0	0	0	0	0	0	77	69	8	69	69	0	146	138	8
NATIONAL BOARD OF REVENUE (EXCISE & VAT)	1510	625	885	4676	1552	3124	2944	1008	1936	3559	1490	2069	12689	4675	8014
DTE OF NATIONAL SAVINGS	107	70	37	81	57	24	178	108	700	93	75	18	459	310	149
CUSTOM EXCISE APPELLATE TRIBUNAL	10	10	0	1	0	1	35	19	16	19	16	3	65	45	20
NATIONAL BOARD OF REVENUE (BOARD OF ADMIN)	2262	1584	678	5629	3671	1958	10263	5456	4807	10428	6016	4412	28582	16727	11855
MINISTRY TOTAL	6590	4758	1832	13658	6648	7010	29876	17331	12545	17209	9725	7484	67333	38462	28871
MINISTRY OF FISHERIES AND LIVESTOCK															
DEPT OF FISHERIES AND LIVESTOCK INFOR	7	3	4	0	0	0	53	7	46	22	5	17	82	15	67
DEPTT OF LIVESTOCK SERVICES	1881	1603	278	54	47	7	5222	3834	1388	2860	2073	787	10017	7557	2460
DEPTT OF FISHERIES	1676	875	801	663	365	298	2105	1572	533	1341	1210	131	5785	4022	1763
MINISTRY TOTAL	3564	2481	1083	717	412	305	7380	5413	1967	4223	3288	935	15884	11594	4290
MINISTRY OF FOOD															
DIRECTOR GENERAL OF FOOD	893	566	327	1757	1103	654	5416	2201	3215	5610	3995	1615	13676	7865	5811
MINISTRY TOTAL	893	566	327	1757	1103	654	5416	2201	3215	5610	3995	1615	13676	7865	5811
MINISTRY OF FOREIGN AFFAIRS															
STATE GUEST HOUSE PADMA, MEGHNA, SUGANDA	3	2	1	0	0	0	21	22	-1	63	58	5	87	82	5
MINISTRY TOTAL	3	2	1	0	0	0	21	22	-1	63	58	5	87	82	5

2.2 Civil officers and staffs of the departments and directorates by classification, 2018

Departments/Directorates	Class-I			Class-II			Class-III			Class-IV			Total		
	Sanc.	Exist.	Vacancy	Sanc.	Exist.	Vacancy	Sanc.	Exist.	Vacancy	Sanc.	Exist.	Vacancy	Sanc.	Exist.	Vacancy
MINISTRY OF HEALTH AND FAMILY WELFARE															
DTE OF DRUG ADMN DHAKA & CTG	133	96	37	40	14	26	142	116	26	76	62	14	391	288	103
DTE GENERAL OF HEALTH SERVICES (DGHS)	27642	21251	6211	961	541	420	51335	36043	15292	24824	16744	8080	104582	74579	30003
DIRECTORATE OF NURSING	406	240	166	32532	31911	621	872	785	87	717	558	159	34527	33494	1033
CONSTRUCTION															
MANAGEMENT UNIT	74	61	13	85	78	7	136	130	6	91	88	3	386	357	29
CENT SKIN H CENT CTG	5	5	0	0	0	0	18	11	7	13	9	4	36	25	11
NATIONAL INST OF PRE-SOCIAL MEDICAL	63	32	31	15	13	2	50	22	28	55	27	28	183	94	89
TRANSPORT & EQUIPMEINT ORG (TEMO)	1	1	0	3	3	0	44	30	14	27	14	13	75	48	27
NATIONAL ELECTRO MED EQUIPMEINT W/SHOP CENT	13	4	9	14	6	8	49	36	13	21	18	3	97	64	33
HEALTH ENGINEERING DEPARTMENT (HED)	87	69	118	413	117	296	226	150	76	213	75	138	1039	411	628
65 CIVIL SURGEON OFFICE	6223	6017	206	303	272	31	43035	40969	2066	12846	12323	523	62407	59581	2826
SHAHID SHOHRAWARDI HOSPITAL	100	95	5	17	17	0	252	239	13	128	107	21	497	458	39
NATIONAL INST OF CARDIO VASCULAR DISEASES	319	278	41	920	875	45	356	287	69	309	251	58	1904	1691	213
INST OF PUBLIC HEALTH	69	50	19	71	57	14	313	246	67	472	277	195	925	630	295
NIPORT	126	69	57	57	30	27	322	226	96	309	203	106	814	528	286
DEPTT OF FAMILY PLANNING	1962	1432	530	1089	512	577	16889	14278	2611	32501	25204	7297	52441	41426	11015
MINISTRY TOTAL	37143	29700	7443	36520	34446	2074	114039	93568	20471	72602	55960	16642	260304	213674	46630
MINISTRY OF HOME AFFAIRS															
BANGLADESH COAST GUARD	196	78	118	74	35	9	271	142	129	22	16	6	563	301	262
INVESTIGATION AGENCY	39	23	16	37	13	24	165	110	55	47	32	15	288	178	110
INVESTIGATION AGENCY-ICT BD	43	33	10	37	12	25	166	115	51	47	34	13	293	194	99
ANSAR AND V D P DEPTT	376	215	161	836	423	413	19230	17893	1337	279	230	49	20721	18761	1960
DIRECTORATE OF PRISONS	297	145	152	289	182	107	11141	10308	833	188	22	166	11915	10657	1258

2.2 Civil officers and staffs of the departments and directorates by classification, 2018

Departments/Directorates	Class-I			Class-II			Class-III			Class-IV			Total		
	Sanc.	Exist.	Vacancy	Sanc.	Exist.	Vacancy	Sanc.	Exist.	Vacancy	Sanc.	Exist.	Vacancy	Sanc.	Exist.	Vacancy
MINISTRY OF HOME AFFAIRS															
POLICE DIRECTORATE	11734	10246	1488	28078	23331	4747	173707	161523	12184	7136	6097	1039	220655	201197	19458
DEPTT OF FIRE SERVICES & DEFENCE	48	22	26	186	155	31	3320	2645	675	8248	7140	1108	11802	9962	1840
DEPTT OF IMMIGRATION	133	84	49	47	42	5	683	631	52	321	298	23	1184	1055	129
BORDER GUARD BANGLADESH	55	20	35	83	78	5	1632	1167	465	3584	3510	74	5354	4775	579
DEPTT OF NARCOTICS CONTROL	165	105	60	172	142	30	1034	638	396	344	320	24	1715	1205	510
NATIONAL TELECOMMUNICATION MONITORING CENTRE	11	8	3	1	0	1	7	0	7	0	0	0	19	8	11
MINISTRY TOTAL	13097	10979	2118	29840	24443	5397	211356	195172	16184	20216	17699	2517	274509	248293	26216
MINISTRY OF HOUSING AND PUBLIC WORKS															
PUBLIC WORKS DEPTT	942	686	256	1362	1034	328	3500	2240	1260	2086	1878	208	7890	5838	2052
DEPTT OF ARCHITECTURE	75	63	12	0	0	0	155	132	23	47	36	11	277	231	46
COMMISSIONER OFFICE SETTLEMENT	15	13	2	0	0	0	12	10	2	12	11	1	39	34	5
DTE OF GOVT ACCOMODATION	18	14	4	0	0	0	164	116	48	284	257	27	466	387	79
DTE OF URBAN DEVELOPMENT	55	38	17	2	2	0	120	95	25	65	65	0	242	200	42
DTE OF INTERNAL AUDIT	3	3	0	8	6	2	38	25	13	12	10	2	61	44	17
MINISTRY TOTAL	1108	817	291	1372	1042	330	3989	2618	1371	2506	2257	249	8975	6734	2241
MINISTRY OF INDUSTRIES															
BOILER INSPECTION OFFICE	10	8	2	0	0	0	13	9	4	7	8	-1	30	25	5
PATENTS, DESIGN MARKS OFFICE	42	29	13	5	2	3	53	32	21	13	9	4	113	72	41
NATIONAL PRODUCTIVITY ORGANISATION	21	15	6	1	1	0	32	19	13	13	8	5	67	43	24
MINISTRY TOTAL	73	52	21	6	3	3	98	60	38	33	25	8	210	140	70

2.2 Civil officers and staffs of the departments and directorates by classification, 2018

Departments/Directorates	Class-I			Class-II			Class-III			Class-IV			Total		
	Sanc.	Exist.	Vacancy	Sanc.	Exist.	Vacancy	Sanc.	Exist.	Vacancy	Sanc.	Exist.	Vacancy	Sanc.	Exist.	Vacancy
MINISTRY OF INFORMATION															
FILM CENSOR BOARD	3	3	0	6	6	0	16	5	11	10	6	4	35	20	15
NATIONAL INST OF MASS COMMUNICATION	40	28	12	16	8	8	45	41	4	35	35	0	136	112	24
NATIONAL BROADCASTING AUTH (BD TELEVISION)	371	213	158	151	109	42	817	606	211	338	288	50	1677	1216	461
DEPTT OF MASS COMMUNICATION	84	72	12	89	64	25	614	373	241	262	206	56	1049	715	334
PRESS INFORMATION DEPTT	87	74	13	28	24	4	131	92	39	124	93	31	370	283	87
DEPTT OF FILMS	42	30	12	34	21	13	186	106	80	86	26	60	348	183	165
NATIONAL BOARD AUTH (BD BETAR)	667	443	224	100	23	77	959	623	336	1023	442	581	2749	1531	1218
BANGLADESH FILM ARCHIVES	4	5	-1	9	9	0	27	24	3	8	7	1	48	45	3
MINISTRY TOTAL	1298	868	430	433	264	169	2795	1870	925	1886	1103	783	6412	4105	2307
MINISTRY OF JUTE AND TEXTILE															
DIRECTORATE OF JUTE	73	68	5	51	43	8	409	119	290	72	28	44	605	258	347
DEPTT OF TEXTILE	341	181	160	248	179	69	607	490	117	197	190	7	1393	1040	353
MINISTRY TOTAL	414	249	165	299	222	77	1016	609	407	269	218	51	1998	1298	700
MINISTRY OF LABOUR AND EMPLOYMENT															
DEPARTMENT OF INSPECTION FOR FACTORIES	393	142	251	365	227	138	206	150	56	207	36	171	1171	555	616
DTE OF LABOUR	184	105	79	72	34	38	414	287	127	301	198	103	971	324	347
MINIMUM WAGES BOARD	2	2	0	0	0	0	6	6	0	5	5	0	13	13	0
NSDC SECRETARIAT	9	7	2	0	0	0	11	1	10	6	6	0	26	14	12
LABOUR APPELATE TRIBUNAL LABOUR COURT	17	13	4	0	0	0	53	51	2	47	41	6	117	105	12
MINISTRY TOTAL	605	269	336	437	261	176	690	495	195	566	286	280	2298	1311	987

2.2 Civil officers and staffs of the departments and directorates by classification, 2018

Departments/Directorates	Class-I			Class-II			Class-III			Class-IV			Total		
	Sanc.	Exist.	Vacancy	Sanc.	Exist.	Vacancy	Sanc.	Exist.	Vacancy	Sanc.	Exist.	Vacancy	Sanc.	Exist.	Vacancy
MINISTRY OF LAND															
DEPTT OF LAND RECORDS	488	307	181	684	129	555	4536	1785	2751	1344	880	464	7052	3101	3951
LAND ADMINISTRATION TRNG CENTRE	10	7	3	0	0	0	11	7	4	17	10	7	38	24	14
BOARD OF LAND APPEAL	11	10	1	0	0	0	25	22	3	14	10	4	50	42	8
LAND REFORMS BOARD	24	22	2	8	0	8	48	43	5	25	18	7	105	83	22
CONTROLLER OF ACCOUNTS (REV)	11	11	0	77	77	0	112	90	22	79	76	3	279	254	25
MINISTRY TOTAL	544	357	187	769	206	563	4732	1947	2785	1479	994	485	7524	3504	4020
MINISTRY OF LAW, JUSTICE AND PAR AFFAIRS															
JANA NIRAPATTA BIGNAKARI APORADH DAMAN TRIBUNAL	6	6	0	6	3	3	40	35	5	12	9	3	64	53	11
DEPARTMENT OF REGISTRATION	547	405	142	1	0	1	1569	1552	17	653	638	15	2770	2595	175
OFFICE OF THE ATTORNEY GENERAL	4	4	0	2	2	0	77	70	7	130	125	5	213	201	12
SUPREME COURT HIGH COURT. DIV	113	26	87	395	324	71	739	709	30	403	403	0	1650	1462	188
LAND SURVEY TRIBUNAL, TANGAIL	1	1	0	0	0	0	2	0	2	2	0	2	5	1	4
INTERNATIONAL CRIMES TRIBUNAL (ICT-BD), DHAKA	20	5	15	9	0	9	22	16	6	32	27	5	83	48	35
ANTI-TERRORISM ADDITIONAL TRIBUNAL	0	0	0	0	0	0	6	5	1	7	7	0	13	12	1
LOWER COURT OF LAW AND JUSTICE DIVISION	1820	1574	246	120	111	9	3528	3123	405	4173	3711	462	9641	8519	1122
LAND SURVEY TRIBUNAL, FARIDPUR	1	0	1	0	0	0	2	0	2	2	0	2	5	0	5

2.2 Civil officers and staffs of the departments and directorates by classification, 2018

Departments/Directorates	Class-I			Class-II			Class-III			Class-IV			Total		
	Sanc.	Exist.	Vacancy	Sanc.	Exist.	Vacancy	Sanc.	Exist.	Vacancy	Sanc.	Exist.	Vacancy	Sanc.	Exist.	Vacancy
MINISTRY OF LAW, JUSTICE AND PAR AFFAIRS															
JUDICIAL ADMINISTRATION TRAINING INSTITUTE	12	12	0	2	2	0	26	25	1	25	25	0	65	64	1
BANGLADESH LAW COMMISSION	8	3	5	0	0	0	9	8	1	15	13	2	32	24	8
OFFICE OF THE ENVIRONMENT COURT, DHAKA	2	2	0	0	0	0	4	4	0	4	2	2	10	8	2
ADMN APPELLATE TRIBUNAL	3	3	0	0	0	0	6	3	3	7	7	0	16	13	3
LAND SURVEY TRIBUNAL, PABNA	1	1	0	0	0	0	2	1	1	2	1	1	5	3	2
SUPREME COURT APPELATE. DIV	8	7	1	2	1	1	42	34	8	35	34	1	87	76	11
NATIONAL LEGAL AID SERVICES ORGANISATION	70	66	4	0	0	0	76	76	0	3	3	0	149	145	4
BANGLADESH JUDICIAL SERVICES COMMISSION SECTT.	10	9	1	0	0	0	29	23	6	11	11	0	50	43	7
BANGLADESH BAR COUNCIL	9	9	0	3	3	0	35	35	0	38	38	0	85	85	0
ADMINSTRATIVE TRIBUNAL	5	5	0	0	0	0	11	11	0	12	12	0	28	28	0
ADMIN GEN, OFF TRUSTEE & OFF RECIVER OFFICE	1	0	1	1	0	1	13	8	5	6	6	0	21	14	7
LAND SURVEY TRIBUNAL, JESSORE	1	1	0	0	0	0	2	2	0	1	1	0	4	4	0
LAND SURVEY TRIBUNAL, NOAKHALI	1	1	0	0	0	0	2	2	0	2	2	0	5	5	0
NARI-O-SHISHU NIRJATAN DAMAN TRIBUNAL	29	27	2	1	1	0	89	89	0	55	55	0	174	172	2
DRUTHO BICHAR TRIBUNAL	5	5	0	5	3	2	20	19	1	19	19	0	49	46	3
MINISTRY TOTAL	2677	2172	505	547	450	97	6351	5850	501	5649	5149	500	15224	13621	1603

2.2 Civil officers and staffs of the departments and directorates by classification, 2018

Departments/Directorates	Class-I			Class-II			Class-III			Class-IV			Total		
	Sanc.	Exist.	Vacancy	Sanc.	Exist.	Vacancy	Sanc.	Exist.	Vacancy	Sanc.	Exist.	Vacancy	Sanc.	Exist.	Vacancy
MINISTRY OF LGRD AND CO-OPERATIVE															
DHAKA MOSQUITO CONTROL	1	1	0	1	0	1	49	28	21	345	263	82	396	292	104
NATIONAL INSTITUTE OF LOCAL GOVERNMENT (NILG)	36	24	12	12	10	2	29	21	8	36	34	2	113	89	24
LOCAL GOVT ENGINEERING DEPARTMENT	1548	1035	513	2266	1420	846	7062	5247	1815	2049	1474	575	12925	9176	3749
PUBLIC HEALTH ENGINEERING DEPTT	513	234	279	704	523	181	1556	1046	510	4548	3928	620	7321	5731	1590
DEPTT OF CO-OPERATIVES	191	134	57	574	496	78	2970	2440	530	1260	1036	224	4995	4106	889
MINISTRY TOTAL	2289	1428	861	3557	2449	1108	11666	8782	2884	8238	6735	1503	25750	19394	6356
MINISTRY OF POST TELECOM & INFORMATION TECH															
INFORMATION & COMMUNICATION TECH DTE	1728	21	1707	12	0	12	314	0	314	38	0	38	2092	21	2071
INFORMATION & COMMUNICATION DIRECTORATE	572	4	568	4	0	4	157	0	157	4	0	4	737	4	733
BANGLADESH POST OFFICE	236	146	90	56	7	49	10216	6189	4027	4837	3962	875	15345	10304	5041
BD TELECOMMUNICATION REGULATORY COMMISSION	139	88	51	63	49	14	103	77	26	116	103	13	421	317	104
MINISTRY TOTAL	2675	259	2416	135	56	79	10790	6266	4524	4995	4065	930	18595	10646	7949
MINISTRY OF ENVIRONMENT, FOREST AND CLIMATE															
BD FOREST RESEARCH INST CTG	103	50	53	43	28	15	432	267	165	216	133	83	794	478	316
DEPTT OF FOREST	342	170	172	440	110	330	5436	3636	1800	4042	3158	884	10260	7074	3186
ENVIRONMENT DEPTT	261	129	132	185	56	129	281	207	74	57	12	45	784	404	380
BANGLADESH NATIONAL HERBARIUM	19	9	10	3	3	0	18	14	4	12	11	1	52	37	15
MINISTRY TOTAL	725	358	367	671	197	474	6167	4124	2043	4327	3314	1013	11890	7993	3897

2.2 Civil officers and staffs of the departments and directorates by classification, 2018

Departments/Directorates	Class-I			Class-II			Class-III			Class-IV			Total		
	Sanc.	Exist.	Vacancy	Sanc.	Exist.	Vacancy	Sanc.	Exist.	Vacancy	Sanc.	Exist.	Vacancy	Sanc.	Exist.	Vacancy
MINISTRY OF PUBLIC ADMINISTRATION															
DEPTT OF PRINTING, STATIONARY, FORMS	24	15	9	31	18	13	1747	1255	492	587	318	269	2389	1606	783
BANGLADESH EMPLOYEES WELFARE BOARD	49	28	21	27	10	17	126	73	53	78	49	29	280	160	120
BD CIVIL SERVICES (ADMN) ACADEMY	25	19	6	3	0	3	44	40	4	52	34	18	124	93	31
SARKARI KARMACHARI HOSPITAL DHAKA	100	75	25	66	40	26	53	12	41	67	55	12	286	182	104
DEPTT OF GOVT. TRANSPORT	9	11	-2	4	1	3	3044	1794	1250	347	212	135	3404	2018	1386
OFFICE OF TH CHIEF ACCOUNTS OFFICER	6	3	3	2	2	0	43	24	19	5	4	1	56	33	23
MINISTRY TOTAL	213	151	62	133	71	62	5057	3198	1859	1136	672	464	6539	4092	2447
MINISTRY OF RAILWAYS															
BANGLADESH RAILWAY	561	450	111	1590	901	689	15610	10898	4712	23408	15682	7726	41169	27931	13238
RAILWAY INSPECTION DEPTT	2	2	0	0	0	0	4	1	3	3	3	0	9	6	3
MINISTRY TOTAL	653	452	111	1590	901	689	15614	10899	4715	23411	15685	7726	41178	27937	13241
MINISTRY OF ROAD TRANSPORT AND BRIDGES															
BANGLADESH BRIDGES AUTHORITY	58	45	13	21	8	13	81	52	29	51	43	8	211	148	63
ROADS DEPTT	677	478	199	888	722	166	4546	2022	2524	3562	847	2715	9673	4069	5604
BD ROAD TRANSPORT AUTHORITY	149	94	55	163	123	40	364	240	124	107	74	33	783	531	252
MINISTRY TOTAL	884	617	267	1072	853	219	4991	2314	2677	3720	964	2756	10667	4748	5919
MINISTRY OF PLANNING															
BANGLADESH BUREAU OF STATISTICS	466	320	146	133	62	71	3177	1566	1611	849	458	391	4625	2406	2219
MINISTRY TOTAL	466	320	146	133	62	71	3177	1566	1611	849	458	391	4625	2406	2219

2.2 Civil officers and staffs of the departments and directorates by classification, 2018

Departments/Directorates	Class-I			Class-II			Class-III			Class-IV			Total		
	Sanc.	Exist.	Vacancy	Sanc.	Exist.	Vacancy	Sanc.	Exist.	Vacancy	Sanc.	Exist.	Vacancy	Sanc.	Exist.	Vacancy
MINISTRY OF POWER ENERGY AND MIN RESOURCES															
DEPTT OF EXPLOSIVES	31	14	17	2	0	2	48	22	26	23	16	7	104	52	52
BUREAU OF MINERAL DEVELOPMENT	10	6	4	0	0	0	17	2	15	11	7	4	38	15	23
BANGLADESH PETROLEUM INSTITUTE	21	11	10	0	0	0	18	14	4	15	15	0	54	40	14
GEOLOGICAL SURVEY OF BANGLADESH	174	126	48	29	8	21	308	200	108	140	96	44	651	430	221
ELEC ADV ELEC INSPECTOR	10	4	6	6	2	4	20	14	6	9	6	3	45	26	19
POWER CELL	16	15	1	0	0	0	18	18	0	9	9	0	43	42	1
ENERGY AUDIT CELL	9	3	6	0	0	0	5	3	2	6	5	1	20	11	9
MINISTRY TOTAL	271	179	92	37	10	27	434	273	161	213	154	59	955	616	339
MINISTRY OF PRIMARY AND MASS EDUCATION															
NATIONAL ACADEMY FOR PRIMARY EDUCATION, MYMENSINGH	45	38	7	6	3	3	27	6	21	18	13	5	96	60	36
COMPULSORY PRIMARY EDN IMPL UNIT	13	12	1	1	1	0	26	25	1	19	18	1	59	56	3
DTE OF PRIMARY EDUCATION	2342	1849	493	3197	2752	445	400605	351509	49096	1280	785	495	407424	356895	50529
DIRECTORATE OF NON-FORMAL EDUCATION	80	59	21	1	0	1	143	112	31	260	147	113	484	318	166
MINISTRY TOTAL	2480	1958	522	3205	2756	449	400801	351652	49149	1577	963	614	408063	357329	50734
PRIME MINISTER'S OFFICE															
NATIONAL SECURITY INTELLIGENCE	489	439	50	338	292	46	705	638	67	795	711	84	2327	2080	247
BOARD OF INVESTMENT	93	40	53	0	0	0	145	69	76	114	95	19	352	204	148
BUREAU OF NGO AFFAIRS	23	7	16	3	3	0	37	33	4	21	16	5	84	59	25
SPECIAL SECURITY FORCE	5	1	4	4	3	1	116	87	29	97	81	16	222	172	50
MINISTRY TOTAL	610	487	123	345	298	47	1003	827	176	1027	903	124	2985	2515	470

2.2 Civil officers and staffs of the departments and directorates by classification, 2018

Departments/Directorates	Class-I			Class-II			Class-III			Class-IV			Total		
	Sanc.	Exist.	Vacancy	Sanc.	Exist.	Vacancy	Sanc.	Exist.	Vacancy	Sanc.	Exist.	Vacancy	Sanc.	Exist.	Vacancy
MINISTRY OF RELIGIOUS AFFAIRS															
BANGLADESH HAJJ MISSION, MAKKAH AL-MUKARRAMAH, K.S	2	2	0	1	1	0	8	5	3	9	2	7	20	10	10
CONSUL GEN OF BD JEDDAH (HAJJ)	2	2	0	1	1	0	5	3	2	5	2	3	13	8	5
HAJJ OFFICE DHAKA	1	1	0	2	2	0	12	11	1	9	8	1	24	22	2
MINISTRY TOTAL	5	5	0	4	4	0	25	19	6	23	12	11	57	40	17
MINISTRY OF SCIENCE AND TECHNOLOGY															
NATIONAL MUSEUM OF SCI	15	13	2	1	1	0	21	16	5	27	26	1	64	56	8
MINISTRY TOTAL	15	13	2	1	1	0	21	16	5	27	26	1	64	56	8
MINISTRY OF SHIPPING															
SEMENS TRAINING CENTER CTG	7	6	1	1	1	0	8	7	1	6	5	1	22	19	3
DTE OF SEAMEN WEL CTG	4	4	0	0	0	0	16	12	4	22	19	3	42	35	7
GOVT SHIPPING OFFICE CTG	2	1	1	2	1	1	21	18	3	7	7	0	32	27	5
ENGG AND SHIP SURVEY OFFICE, KHULNA	1	1	0	0	0	0	1	1	0	1	1	0	3	3	0
DEEP SEA PORT CELL	1	1	0	0	0	0	2	2	0	2	2	0	5	5	0
ENGG OFFICE NGN.	1	1	0	0	0	0	3	2	1	1	1	0	5	4	1
MARINE ACADEMY CHITTAGONG	42	23	19	13	10	3	58	50	8	103	93	10	216	176	40
MERCANTILE MARINE DEPT CTG	6	4	2	1	1	0	23	20	3	17	14	3	47	39	8
ENGG OFFICE DHAKA	1	1	0	0	0	0	12	10	2	3	3	0	16	14	2
NATIONAL MARITIME INSTITUTE, CTG	10	4	6	3	1	2	11	8	3	4	4	0	28	17	11
DEPTT OF SHIPPING OF INLAND SHIPS	20	14	6	54	21	33	86	57	29	37	34	3	197	126	71
MINISTRY TOTAL	95	60	35	74	35	39	241	187	54	203	183	20	613	465	148

2.2 Civil officers and staffs of the departments and directorates by classification, 2018

Departments/Directorates	Class-I			Class-II			Class-III			Class-IV			Total		
	Sanc.	Exist.	Vacancy	Sanc.	Exist.	Vacancy	Sanc.	Exist.	Vacancy	Sanc.	Exist.	Vacancy	Sanc.	Exist.	Vacancy
MINISTRY OF SOCIAL WELFARE AFFAIRS															
DEPTT OF SOCIAL SERVICES	1166	969	197	275	173	102	6466	5500	966	4022	3514	508	11929	10156	1773
MINISTRY TOTAL	1166	969	197	275	173	102	6466	5500	966	4022	3514	508	11929	10156	1773
MINISTRY OF WOMEN AND CHILDREN AFFAIRS															
DEPTT OF WOMENS AFFAIRS	185	127	58	601	502	99	2154	1831	323	1122	978	144	4062	3438	624
MINISTRY TOTAL	185	127	58	601	502	99	2154	1831	323	1122	978	144	4062	3438	624
MINISTRY OF YOUTH AND SPORTS															
KHULNA DIVISIONAL EDUCATION COLLEGE	14	4	10	0	0	0	5	4	1	15	15	0	34	23	11
BARISAL DIVISIONAL EDUCATION COLLEGE	11	2	9	0	0	0	4	3	1	9	0	9	24	5	19
RAJSHAHI PHYSICAL COLLEGE	8	7	1	9	9	0	6	6	0	26	26	0	49	48	1
DISTRICT SPORTS OFFICE	64	21	43	0	0	0	64	57	7	64	64	0	192	142	50
CHITTAGONG DIVISIONAL EDUCATION COLLEGE	14	3	11	0	0	0	3	0	0	13	13	0	30	9	11
DHAKA PHYSICAL EDUCATION COLLEGE	66	28	38	18	18	0	16	15	1	26	26	0	126	87	39
DEPTT OF YOUTH DEVELOPMENT	435	242	193	748	586	162	3008	2415	593	1049	999	50	5240	4242	998
MYMENSINGH PHYSICAL EDUCATION COLLEGE	11	3	8	0	0	0	4	2	2	9	0	9	24	5	19
DTE OF SPORTS	134	73	61	0	0	0	120	106	14	171	144	27	425	323	102
MINISTRY TOTAL	757	383	374	775	613	162	3230	2611	619	1382	1287	95	6144	4894	1250
GRAND TOTAL	114569	86400	28169	118946	92197	26749	911944	766132	145812	221726	165823	55903	1367185	1110552	256633

2.3 Civil officers and staffs of the divisional and deputy commissioner offices by classification, 2018

Divisional/Deputy Commissioner offices	Class-I			Class-II			Class-III			Class-IV			Total		
	Sanc.	Exist.	Vacancy	Sanc.	Exist.	Vacancy	Sanc.	Exist.	Vacancy	Sanc.	Exist.	Vacancy	Sanc.	Exist.	Vacancy
CHITTAGONG DIV COM OFFICE	16	12	4	2	2	0	70	51	19	60	35	25	148	100	48
DC OFFICE CHITTAGONG	90	81	9	56	25	31	725	492	233	1202	578	624	2073	1176	897
DC OFFICE BANDARBAN	39	27	12	2	1	1	122	111	11	163	148	15	326	287	39
DC OFFICE COX'S BAZAR	37	43	-6	21	11	10	206	154	52	255	200	55	519	408	111
DC OFFICE BRAHMANBARIA	47	37	10	24	2	22	389	214	175	391	318	73	851	571	280
DC OFFICE CHANDPUR	43	39	4	12	4	8	392	238	154	360	278	82	807	559	248
DC OFFICE COMILLA	67	59	8	37	13	24	672	472	200	744	634	110	1520	1178	342
DC OFFICE KHAGRACHARI	48	32	16	18	4	14	166	135	31	243	199	44	475	370	105
DC OFFICE FENI	33	28	5	10	6	4	206	165	41	225	191	34	474	390	84
DC OFFICE NOAKHALI	53	26	27	21	9	12	199	114	85	198	137	61	471	286	185
DC OFFICE LAKSHMIPUR	31	25	6	14	3	11	243	161	82	254	179	75	542	368	174
DC OFFICE RANGAMATI	54	28	26	8	4	4	195	146	49	250	195	55	507	373	134
DIVISIONAL TOTAL	558	437	121	225	84	141	3585	2453	1132	4345	3092	1253	8713	6066	2647
DHAKA DIV COM OFFICE	15	11	4	2	1	1	81	40	41	38	27	11	136	79	57
DC OFFICE TANGAIL	57	42	15	29	2	27	517	304	213	518	393	125	1121	741	380
DC OFFICE DHAKA	71	77	-6	55	16	39	535	398	137	461	301	160	1122	792	330
DC OFFICE MUNSHIGANJ	44	33	11	11	4	7	255	176	79	282	218	64	592	431	161
DC OFFICE NARAYANGANJ	33	36	-3	1	1	0	120	94	26	99	90	9	253	221	32
DC OFFICE MANIKGANJ	36	31	5	11	2	9	284	204	80	328	264	64	659	501	158
DC OFFICE GAZIPUR	38	32	6	14	6	8	270	210	60	263	236	27	585	484	101
DC OFFICE NARSINGDI	32	32	0	10	4	6	242	193	49	413	328	85	697	557	140
DC OFFICE FARIDPUR	55	31	24	25	6	19	412	312	100	264	242	22	756	591	165
DC OFFICE GOPALGANJ	26	25	1	9	3	6	251	204	47	261	231	30	547	463	84
DC OFFICE RAJBARI	37	15	22	13	1	12	258	189	69	118	102	16	426	307	119
DC OFFICE KISHOREGANJ	53	41	12	31	2	29	445	313	132	516	385	131	1045	741	304
DC OFFICE SHARIATPUR	30	27	3	1	1	0	113	80	33	112	96	16	256	204	52
DC OFFICE MADARIPUR	21	15	6	9	0	9	230	179	51	100	85	15	360	279	81
DIVISIONAL TOTAL	548	448	100	221	49	172	4013	2896	1117	3773	2998	775	8555	6391	2164

2.3 Civil officers and staffs of the divisional and deputy commissioner offices by classification, 2018

Divisional/Deputy Commissioner offices	Class-I			Class-II			Class-III			Class-IV			Total		
	Sanc.	Exist.	Vacancy	Sanc.	Exist.	Vacancy	Sanc.	Exist.	Vacancy	Sanc.	Exist.	Vacancy	Sanc.	Exist.	Vacancy
KHULNA DIV COM OFFICE	12	12	0	2	2	0	74	49	25	45	20	25	133	83	50
DC OFFICE KHULNA	75	45	30	27	2	25	476	285	191	499	356	143	1077	688	389
DC OFFICE JESSORE	48	27	21	21	6	15	598	477	121	203	186	17	870	696	174
DC OFFICE NARAIL	19	19	0	10	5	5	97	72	25	113	101	12	239	197	42
DC OFFICE MAGURA	25	27	-2	8	2	6	174	117	57	214	195	19	421	341	80
DC OFFICE JHENAIDAH	38	29	9	16	3	13	301	206	95	347	277	70	702	515	187
DC OFFICE BAGERHAT	54	30	24	14	4	10	367	181	186	299	194	105	734	409	325
DC OFFICE SATKHIRA	34	31	3	11	3	18	320	236	84	298	252	46	663	522	141
DC OFFICE MEHERPUR	21	23	-2	4	2	2	96	73	23	144	91	53	265	189	76
DC OFFICE CHUADANGA	27	20	7	8	1	7	164	120	44	195	162	33	394	303	91
DC OFFICE KUSHTIA	33	31	2	16	3	13	293	188	105	311	253	58	653	475	178
DIVISIONAL TOTAL	386	294	92	137	33	104	2960	2004	956	2668	2087	581	6151	4418	1733
RAJSHAHI DIV COM OFFICE	15	12	3	2	1	1	89	45	44	70	40	30	176	98	78
DC OFFICE RAJSHAHI	52	45	7	27	6	21	411	232	179	397	264	133	887	547	340
DC OFFICE BOGRA	58	36	22	31	3	28	418	310	108	498	399	99	1005	748	257
DC OFFICE JOYPURHAT	27	29	-2	9	3	6	191	146	45	204	178	26	431	356	75
DC OFFICE SIRAJGANJ	42	33	9	14	4	10	387	276	111	400	343	57	843	656	187
DC OFFICE PABNA	63	39	24	23	4	19	404	269	135	403	317	86	893	629	264
DC OFFICE NAOGAON	44	39	5	15	4	11	423	318	105	418	283	135	900	644	256
DC OFFICE NATORE	27	17	10	17	4	13	270	151	119	272	233	39	586	405	181
DC OFFICE NAWABGANJ	24	12	12	9	4	5	233	140	83	128	104	24	384	260	124
DIVISIONAL TOTAL	352	262	90	147	33	114	2816	1887	929	2790	2161	629	6105	4343	1762
BARISAL DIV COM OFFICE	8	6	2	2	1	1	68	60	8	33	23	10	111	90	21
DC OFFICE BARISAL	51	36	15	16	3	13	388	283	105	434	342	92	889	664	225
DC OFFICE JHALOKATHI	23	21	2	1	1	0	73	58	15	89	69	20	186	149	37
DC OFFICE BHOLA	45	21	24	18	1	17	256	191	65	298	222	76	617	435	182
DC OFFICE PEROJPUR	23	33	-10	1	0	1	98	68	30	112	96	16	234	197	37
DC OFFICE BARGUNA	30	20	10	7	1	6	210	141	69	223	171	52	470	333	137
DC OFFICE PATUAKHALI	34	29	5	20	5	15	318	227	91	271	229	42	643	490	153
DIVISIONAL TOTAL	214	166	48	65	12	53	1411	1028	383	1460	1152	308	3150	2358	792

2.3 Civil officers and staffs of the divisional and deputy commissioner offices by classification, 2018

Divisional/Deputy Commissioner offices	Class-I			Class-II			Class-III			Class-IV			Total		
	Sanc.	Exist.	Vacancy	Sanc.	Exist.	Vacancy	Sanc.	Exist.	Vacancy	Sanc.	Exist.	Vacancy	Sanc.	Exist.	Vacancy
SYLHET DIV COM OFFICE	9	7	2	2	1	1	83	26	57	44	14	30	138	48	98
DC OFFICE SYLHET	58	55	3	36	6	30	474	346	128	515	353	162	1083	760	323
DC OFFICE HABIGANJ	50	37	13	23	6	17	355	232	123	328	276	52	756	551	205
DC OFFICE SUNAMGANJ	53	36	17	3	1	2	391	236	155	375	175	200	822	448	374
DC OFFICE MOULAVIBAZAR	37	36	1	12	3	9	283	192	91	284	211	73	616	442	174
DIVISIONAL TOTAL	207	171	36	76	17	59	1586	1032	554	1546	1029	517	3415	2249	1166
RANGPUR DIV COM OFFICE	10	8	2	2	1	1	70	40	30	36	19	17	118	68	50
DC OFFICE DINAJPUR	49	39	10	31	4	27	528	372	156	537	367	170	1145	782	363
DC OFFICE THAKURGAON	24	20	4	15	3	12	238	141	97	240	201	39	517	365	152
DC OFFICE PANCHAGARH	25	14	11	14	3	11	210	122	88	219	180	39	468	319	149
DC OFFICE GAIBANDHA	30	24	6	11	3	8	385	220	165	390	153	237	816	400	416
DC OFFICE KURIGRAM	38	27	11	14	3	11	434	298	136	391	317	74	877	645	232
DC OFFICE LALMONIRHAT	25	23	2	14	2	12	209	126	83	225	172	53	473	323	150
DC OFFICE NILPHAMARI	29	25	4	16	3	13	293	187	106	284	213	71	622	428	194
DC OFFICE RANGPUR	40	34	6	21	5	16	394	238	156	402	329	73	857	606	251
DIVISIONAL TOTAL	270	214	56	138	27	111	2761	1744	1017	2724	1951	773	5893	3936	1957
MYMENSINGH DIV COM OFFICE	9	8	1	0	0	0	27	17	10	813	551	262	849	576	273
DC OFFICE MYMENSINGH	170	147	23	61	12	49	1235	793	442	567	466	101	2033	1418	615
DC OFFICE JAMALPUR	41	22	19	12	2	10	344	198	146	368	214	154	765	436	329
DC OFFICE SHERPUR	32	27	5	9	1	8	202	121	81	224	186	38	467	335	132
DC OFFICE NETROKONA	42	30	12	15	1	14	412	282	130	460	374	86	929	687	242
DIVISIONAL TOTAL	294	234	60	97	16	81	2220	1411	809	2432	1791	641	5043	3452	1591
GRAND TOTAL	2829	2226	603	1106	271	835	21352	14455	6897	21738	16261	5477	47025	33213	13812

2.4 Civil officers and staffs of the autonomous bodies and corporations by classification, 2018

Autonomous Bodies/ Corporations	Class-I			Class-II			Class-III			Class-IV			Total		
	Sanc.	Exist.	Vacancy	Sanc.	Exist.	Vacancy	Sanc.	Exist.	Vacancy	Sanc.	Exist.	Vacancy	Sanc.	Exist.	Vacancy
MINISTRY OF AGRICULTURE															
BANGLADESH AGRI DEV CORP	833	690	143	869	660	209	3370	1346	2024	1696	577	1119	6768	3273	3495
BANGLADESH AGRI RES INST	799	747	52	47	27	20	1230	1085	145	788	680	108	2864	2539	325
BANGLADESH AGRICULTURE RES. COUNCIL	82	41	41	5	4	1	83	52	31	49	46	3	219	143	76
BANGLADESH JUTE RESEARCH INSTITUTE	175	140	35	15	13	2	167	126	41	157	139	18	514	418	96
BARIND MULTIPURPOSE DEVELOPMENT AUTHORITY, RAJSHAHI	42	42	0	109	109	0	397	397	0	102	102	0	650	650	0
BD APPLIED NUTRITION & HUMAN RESOURCE DEV. BOARD	12	4	8	9	6	3	17	6	11	7	4	3	45	20	25
BD INST OF NUCLEAR AGRI MYM	210	139	71	33	32	1	212	119	93	118	82	36	573	372	201
BD SUGARCANE RESEARCH INSTITUTE	129	82	47	42	28	14	129	96	33	114	89	25	414	295	119
RICE RESEARCH INSTITUTE	283	249	34	46	43	3	207	168	39	135	121	14	671	581	90
MINISTRY TOTAL	2565	2134	431	1175	922	253	5812	3395	2417	3166	1840	1326	12718	8291	4427
MINISTRY OF CIVIL AVIATION AND TOURISM															
BANGLADESH SERVICES LIMITED	2	2	0	0	0	0	0	0	0	0	0	0	2	2	0
BANGLADESH TOURISM BOARD	14	11	3	0	0	0	15	10	5	12	9	3	41	30	11
BIMAN BANGLADESH AIRLINES LTD.	798	708	90	515	540	-25	1714	1397	317	101	169	-68	3128	2814	314
CIVIL AVIATION AUTHORITY	273	243	30	114	94	20	2345	1856	489	914	837	77	3646	3030	616
PARJATAN CORP	365	185	180	10	2	8	987	205	782	1030	119	911	2392	511	1881
MINISTRY TOTAL	1452	1149	303	639	636	3	5061	3468	1593	2057	1134	923	9209	6387	2822

2.4 Civil officers and staffs of the autonomous bodies and corporations by classification, 2018

Autonomous Bodies/ Corporations	Class-I			Class-II			Class-III			Class-IV			Total		
	Sanc.	Exist.	Vacancy	Sanc.	Exist.	Vacancy	Sanc.	Exist.	Vacancy	Sanc.	Exist.	Vacancy	Sanc.	Exist.	Vacancy
MINISTRY OF COMMERCE															
BANGLADESH TEA BOARD, CTG	71	50	21	21	15	6	162	101	61	104	89	15	358	255	103
EXPORT PROMOTION BUREAU	62	46	16	3	2	1	149	116	33	64	52	12	287	216	62
INST OF CHARTERED ACCOUNTANTS OF BANGLADESH	40	40	0	1	1	0	16	16	0	16	16	0	73	73	0
INST OF COST & MANG ACOUNTS	52	35	17	27	15	12	38	21	17	31	49	-18	148	120	28
TARIFF COMMISSION	39	31	8	0	0	0	43	36	7	33	29	4	115	96	19
TRADING CORP OF BANGLADESH	70	26	44	1	1	0	121	69	52	83	15	68	275	111	164
MINISTRY TOTAL	334	228	106	53	34	19	529	359	170	331	250	81	1247	871	376
MINISTRY OF CTG. HILL TRACTS AFFAIRS															
CHITTAGONG HILL TRACTS REGIONAL COUNCIL, RANGAMATI	14	6	8	0	0	0	42	28	14	22	21	1	78	55	23
CHTS DEV BOARD/ RANGAMATI	24	18	6	19	14	5	66	50	16	51	44	7	160	126	34
CIVIL AFFAIRS OFFICE	2	1	1	0	0	0	7	7	0	3	3	0	12	11	1
DIST. COUNCIL KHAGRACHARI HILL DIST	7	4	3	7	4	3	27	24	3	50	48	2	91	80	11
DISTRICT COUNCIL, BANDARBAN HILL DISTRICT	7	5	2	6	1	5	34	30	4	32	28	4	79	64	15
RANGAMATIA HILL DISTRICT COUNCIL	7	4	3	7	7	0	24	23	1	35	34	1	73	68	5
MINISTRY TOTAL	61	38	23	39	26	13	200	162	38	193	178	15	493	404	89
MINISTRY OF CULTURAL AFFAIRS															
AHSAN MANZIL MUSIUM	4	2	2	2	2	0	13	11	2	40	41	-1	59	56	3
BANGLA ACADEMY DHAKA	110	82	28	36	29	7	160	106	54	150	91	59	456	308	148
BD NATIONAL MUSEUM	50	32	18	14	110	4	113	84	29	195	188	7	372	314	58
COX'S BAZAR CULTUAL CENTRE	1	1	0	1	0	1	9	6	3	6	4	2	17	11	6
FOLK ART & CRAFTS FOUNDATION	5	3	2	3	3	0	18	17	1	29	24	5	55	47	8

2.4 Civil officers and staffs of the autonomous bodies and corporations by classification, 2018

Autonomous Bodies/ Corporations	Class-I			Class-II			Class-III			Class-IV			Total		
	Sanc.	Exist.	Vacancy	Sanc.	Exist.	Vacancy	Sanc.	Exist.	Vacancy	Sanc.	Exist.	Vacancy	Sanc.	Exist.	Vacancy
MINISTRY OF CULTURAL AFFAIRS															
JATIYO GRONTHO KENDRA (NATIONAL BOOK CENTRE)	10	5	5	5	4	1	34	24	10	29	23	6	78	56	22
NAZRUL INSTITUTE	8	4	4	3	2	1	32	22	10	11	13	-2	54	41	13
OSMANIA MUSEUM, SYLHET	1	1	0	0	0	0	1	0	1	7	7	0	9	8	1
RAJSHAHI DIV ETHIC MINISTRY CULT ACADEMY	2	2	0	5	4	1	3	2	1	2	2	0	12	10	1
SHILPACHARYA ZAINUL ABEDIN SHANGRAHASHALA, MYN	2	2	0	0	0	0	7	5	2	18	18	0	27	25	2
SHILPOKALA ACADEMY	177	119	58	37	24	13	303	233	70	206	182	24	723	558	165
TRIBAL CULT ACADEMY NETROKONA	2	2	0	2	2	0	7	5	2	6	5	1	17	14	3
TRIBAL CULT INST ACADEMY RANGAMATI	5	1	4	3	3	0	10	8	2	11	7	4	29	19	10
TRIBAL CULTURAL INST BANDARBAN	6	5	1	1	1	0	9	9	0	9	8	1	25	23	2
TRIBAL CULTURAL INSTITUTE, KHAGRACHHARI	3	3	0	5	3	2	3	1	2	2	2	0	13	9	4
ZIA MEMORIAL MUSEUM, CHITTACONG	4	2	2	2	1	1	10	9	1	27	24	3	43	36	7
MINISTRY TOTAL	390	266	124	119	88	31	732	542	190	748	639	109	1989	1535	454
MINISTRY OF DEFENCE															
BANGLADESH CADET COLLEGE	439	391	48	108	72	36	812	788	24	924	890	34	2283	2141	142
SPACE RES & REMOT & SENSING ORG	67	43	24	0	0	0	66	46	20	35	34	1	168	123	45
MINISTRY TOTAL	506	434	72	108	72	36	878	834	44	959	924	35	2451	2264	187

2.4 Civil officers and staffs of the autonomous bodies and corporations by classification, 2018

Autonomous Bodies/ Corporations	Class-I			Class-II			Class-III			Class-IV			Total		
	Sanc.	Exist.	Vacancy	Sanc.	Exist.	Vacancy	Sanc.	Exist.	Vacancy	Sanc.	Exist.	Vacancy	Sanc.	Exist.	Vacancy
MINISTRY OF DISASTER MANAGEMENT AND RELIEF															
CYCLONE PREPAREDNESS PROGRAMME BD RED CRESENT SOCI	52	24	28	0	0	0	93	41	52	96	53	43	241	118	123
MYANMAR REFUGEE CELL OF DMRD, BANGLADESH SECRE.	2	1	1	0	0	0	4	2	2	3	3	0	9	6	3
REFUGEE HEALTH UNIT, CIVIL SURGEON OFFICE, COX'S BAZAR	7	5	2	12	10	2	43	43	0	45	44	1	107	102	5
REFUGEE RELIEF & REPATRIATION COMMISSIONER OFFICE	6	6	0	2	2	0	31	30	1	26	26	0	65	64	1
MINISTRY TOTAL	67	36	31	14	12	2	171	116	55	170	126	44	422	290	132
MINISTRY OF EDUCATION															
BANGLADESH SCOUTS	76	65	11	2	2	0	15	13	2	33	27	6	126	107	19
BD TECHNICAL EDUCATION BOARD	93	63	30	17	13	4	74	33	41	44	17	27	228	126	102
MAOLANA BHASANI SCIENCE & TECH UNIVERSITY	242	296	-54	18	75	-57	240	69	171	265	229	36	765	669	96
DIVISIONAL TOTAL	411	424	-13	37	90	-53	329	115	214	342	273	69	1119	902	217
SECONDARY AND HIGHER EDUCATION DIVISION															
BANGABANDHU SK MUJIBUR RAHMAN SCIENCE & TECH UNIV	76	85	-9	8	8	0	41	40	1	92	70	22	217	203	14
BANGABANDHU SK MUJIBUR RAHMAN AGRICULTURE UNIVERSITY	398	207	191	26	18	8	259	167	92	231	84	147	914	476	438
BANGLADESH AGRICULTURE UNIVERSITY, MYM	816	748	68	90	72	18	903	779	124	1616	1248	368	3425	2847	578
BANGLADESH INSTITUTE OF CAPITAL MARKET	53	12	41	6	4	2	17	10	7	22	21	1	98	47	51
BANGLADESH OPEN UNIVERSITY, GAZIPUR	509	422	87	57	49	8	384	333	51	454	442	12	1404	1246	158
BANGLADESH TEXTILE UNIVERSITY	101	56	45	23	18	5	69	29	40	69	29	40	262	132	130

2.4 Civil officers and staffs of the autonomous bodies and corporations by classification, 2018

Autonomous Bodies/ Corporations	Class-I			Class-II			Class-III			Class-IV			Total		
	Sanc.	Exist.	Vacancy	Sanc.	Exist.	Vacancy	Sanc.	Exist.	Vacancy	Sanc.	Exist.	Vacancy	Sanc.	Exist.	Vacancy
SECONDARY AND HIGHER EDUCATION DIVISION															
BANGLADESH UNIVERSITY OF PROFESSIONALS	36	35	1	2	2	0	64	72	-8	37	37	0	139	146	-7
BD NATIONAL COMMISSION FOR UNESCO	13	12	1	2	0	2	13	4	9	4	3	1	32	19	13
BD UNIVERSITY OF ENGG & TECHNOLOGY	944	870	74	70	55	15	484	411	73	821	705	116	2319	2041	278
BEGUM ROKEYA UNIVERSITY RANGPUR	221	201	20	36	34	2	110	104	6	177	175	2	544	514	30
BOARD OF INTER & SECON EDU CHITTAGONG	27	23	4	16	8	8	64	50	14	46	25	21	153	106	47
BOARD OF INTER & SECON EDU COMILLA	30	20	10	13	5	8	144	62	82	76	43	33	263	130	133
BOARD OF INTER & SECON EDU DHAKA	33	30	3	32	28	4	270	248	22	152	107	45	487	413	74
BOARD OF INTER & SECON EDU DINAJPUR	17	11	6	8	6	2	83	74	9	50	28	22	158	119	39
BOARD OF INTER & SECON EDU JESSORE	25	18	7	23	16	7	126	60	66	80	57	23	254	151	103
BOARD OF INTER & SECON EDU RAJSHAHI	24	24	0	67	67	0	31	29	2	55	59	-4	177	179	-2
BOARD OF INTER & SECON EDU SYLHET	14	9	5	7	4	3	68	40	28	38	18	20	127	71	56
BOARD OF INTER & SECON EDU BARISAL	17	15	2	7	4	3	69	61	8	45	13	32	138	93	45
CHITTAGONG UNIVERSITY	770	1124	-354	126	35	91	602	509	93	1274	1148	126	2772	2816	-44
COMILLA UNIVERSITY	204	140	64	14	14	0	49	37	12	102	100	2	369	291	78
COUNCIL OF BD INST OF TECHNOLOGY DHAKA	7	6	1	0	0	0	11	7	4	14	8	6	32	21	11
CTG VETERINARY & ANIMAL SCIENCE UNIVERSITY	227	114	113	49	12	37	69	39	30	177	88	89	522	253	269
CUET, CHITTAGONG	268	231	37	29	26	3	189	156	33	131	123	8	617	536	81

2.4 Civil officers and staffs of the autonomous bodies and corporations by classification, 2018

Autonomous Bodies/ Corporations	Class-I			Class-II			Class-III			Class-IV			Total		
	Sanc.	Exist.	Vacancy	Sanc.	Exist.	Vacancy	Sanc.	Exist.	Vacancy	Sanc.	Exist.	Vacancy	Sanc.	Exist.	Vacancy
SECONDARY AND HIGHER EDUCATION DIVISION															
DHAKA UNIVERSITY	2753	2828	-75	42	11	31	1143	1058	85	2169	2084	85	6107	5981	126
DUET, GAZIPUR	270	225	45	40	56	-16	132	120	12	128	100	28	570	501	69
HAZI MD. DANESH SCIENCE & TECH	925	331	594	32	68	-36	623	348	275	561	149	412	2141	896	1245
INTERNATIONAL MOTHER LANGUAGE INSTITUTE	17	7	10	1	0	1	40	10	30	2	2	0	60	19	41
ISLAMIC UNIVERSITY	656	554	102	4	3	1	519	268	251	576	287	289	1755	1112	643
JAGANNATH UNIVERSITY	744	660	84	14	38	-24	133	92	41	142	129	13	1033	919	114
JATIYA KABI KAZI NAZRUL ISLAM UNIVERSITY, MYMENSING	150	129	21	11	21	-10	73	43	30	84	70	14	318	263	55
JESSORE SCIENCE & TECH UNIVERSITY	148	133	15	8	8	0	52	51	1	73	71	2	281	263	18
KHULNA UNIVERSITY, KHULNA	336	548	-212	5	0	5	175	171	4	147	148	-1	663	867	-204
KUET, KHULNA	376	298	78	48	46	2	175	142	33	143	130	13	742	616	126
NATIONAL CURR & TEXT BOOK BOARD DHAKA	77	75	2	29	8	21	126	63	63	96	55	41	328	201	127
NATIONAL UNIVERSITY, GAZIPUR	760	684	76	46	40	6	880	274	606	536	155	381	2222	1153	1069
NGTE RETIREMENT BENIFIT BOARD	13	2	11	1	0	1	11	3	8	5	0	5	30	5	25
NOAKHALI SCIENCE & TECH UNIVERSITY	194	143	51	5	5	0	66	77	-11	81	80	1	346	305	41
NON-GOV. EDU. INS. & TEACHERS & EM. WEL. TRUST	5	3	2	9	2	7	4	2	2	14	6	8	32	13	19
NON-GOVT. TEACHERS REG & CERTI AUTH (NTRCA)	22	20	2	0	0	0	50	24	26	17	8	9	89	52	37
NTRMAS	37	28	9	26	16	10	15	13	2	33	28	5	111	85	26
PABNA SCIENCE & TECH UNIVERSITY	136	163	-27	3	17	-14	43	57	-14	52	80	-28	234	317	-83
PATUAKHALI SCIENCE & TECH UNIVERSITY	120	301	-181	15	15	0	78	175	-97	69	203	-134	282	694	-412
RAJSHAHI UNIVERSITY	1726	1557	169	283	276	7	724	596	128	1950	1472	478	4683	3901	782

2.4 Civil officers and staffs of the autonomous bodies and corporations by classification, 2018

Autonomous Bodies/ Corporations	Class-I			Class-II			Class-III			Class-IV			Total		
	Sanc.	Exist.	Vacancy	Sanc.	Exist.	Vacancy	Sanc.	Exist.	Vacancy	Sanc.	Exist.	Vacancy	Sanc.	Exist.	Vacancy
SECONDARY AND HIGHER EDUCATION DIVISION															
RESIDENTIAL MODEL COLLEGE DHAKA	160	113	47	28	16	12	53	32	21	159	112	47	400	273	127
RUET, RAJSHAHI	289	217	72	35	27	8	164	143	21	106	91	15	594	478	116
SHAHJALAL UNIVERSITY OF SCIENCE & TECH., SYLHET	976	617	359	108	68	40	509	287	222	495	184	311	2088	1156	932
SHER-E-BANGLA AGRICULTURAL UNIVERSITY	887	655	232	20	6	14	385	204	181	500	254	246	1792	1119	673
SYLHET AGRICULTURAL UNIVERSITY	409	309	100	57	40	17	186	46	140	290	145	145	942	540	402
UNIVERSITY GRANTS COMMISSION, BD	164	112	52	40	17	23	139	80	59	152	86	66	495	295	200
UNIVERSITY OF JAHANGIRNAGOR	1123	950	173	21	18	3	657	576	81	826	804	22	2627	2348	279
DIVISIONAL TOTAL	18303	16075	2228	1642	1307	335	11274	8276	2998	15169	11564	3605	46388	37222	9166
BANGLADESH MADRASAH TEACHERS TRAIN. INSTITUTE	25	19	6	1	0	1	8	6	2	10	10	0	44	35	9
MADRASAH EDUCATION BOARD	36	25	11	11	11	0	104	92	12	42	34	8	193	162	31
NACTAR, BOGURA	40	18	22	4	4	0	42	38	4	66	54	12	152	114	38
NATIONAL ACADEMY FOR COMPUTER TRANG & RES (NECTAR)	45	20	25	4	3	1	44	37	7	40	31	9	133	91	42
DIVISIONAL TOTAL	146	82	64	20	18	2	198	173	25	158	129	29	522	402	120
MINISTRY TOTAL	18860	16581	2279	1699	1415	284	11801	8564	3237	15669	11966	3703	48029	38526	9503
ELECTION COMMISSION SECRETARIATE															
ELECTORAL TRAINING INSTITUTE	13	12	1	0	0	0	16	9	7	8	6	2	37	27	10
MINISTRY TOTAL	13	12	1	0	0	0	16	9	7	8	6	2	37	27	10

2.4 Civil officers and staffs of the autonomous bodies and corporations by classification, 2018

Autonomous Bodies/ Corporations	Class-I			Class-II			Class-III			Class-IV			Total		
	Sanc.	Exist.	Vacancy	Sanc.	Exist.	Vacancy	Sanc.	Exist.	Vacancy	Sanc.	Exist.	Vacancy	Sanc.	Exist.	Vacancy
MINISTRY OF EXPATRIATES' WELFARE AND OVERSEAS EMPL.															
BOESL	21	14	7	4	1	3	29	20	9	18	10	8	72	45	27
WAGE EARNERS BOARD	33	22	11	23	20	3	131	76	55	23	21	2	210	139	71
MINISTRY TOTAL	54	36	18	27	21	6	160	96	64	41	31	10	282	184	98
MINISTRY OF FINANCE															
BASIC BANK	1	1	0	0	0	0	0	0	0	0	0	0	1	1	0
DIVISIONAL TOTAL	1	1	0	0	0	0	0	0	0	0	0	0	1	1	0
FINANCE DIVISION															
BANGLADESH INSURANCE ACADEMY	13	10	3	1	1	0	18	13	5	10	8	2	42	32	10
BANGLADESH SHILPA RIN SANGSTHA	103	72	31	13	9	4	57	33	24	65	38	27	238	152	86
BD HOUSE BUILDING FINANCE CORP	800	389	411	401	79	322	248	129	119	100	102	-2	1549	699	850
INVESTMENT CORP OF BANGLADESH	511	350	161	69	40	29	172	120	52	83	81	2	835	591	244
JIBAN BIMA CORP	422	301	121	247	176	71	947	492	455	460	165	295	2076	1134	942
MICROCREDIT REGULATORY AUTHORITY	43	42	1	0	0	0	29	28	1	15	15	0	87	85	2
SADHARAN BIMA CORP, DHAKA	607	368	239	225	131	94	1284	298	986	530	227	303	2646	1024	1622
SECURITIES & EXCHANGE COMMISSION	92	87	5	30	28	2	25	21	4	17	17	0	164	153	11
THE SECURITY PRINTING CORPORATION	150	118	32	417	389	28	279	244	35	345	313	32	1191	1064	127
DIVISIONAL TOTAL	2741	1737	1004	1403	853	550	3059	1378	1681	1625	966	659	8828	4934	3894

2.4 Civil officers and staffs of the autonomous bodies and corporations by classification, 2018

Autonomous Bodies/ Corporations	Class-I			Class-II			Class-III			Class-IV			Total		
	Sanc.	Exist.	Vacancy	Sanc.	Exist.	Vacancy	Sanc.	Exist.	Vacancy	Sanc.	Exist.	Vacancy	Sanc.	Exist.	Vacancy
FINANCIAL INSTITUTION DIV															
AGRANI BANK	7984	7075	909	9056	3598	5458	2630	2584	46	1479	836	643	21149	14093	7056
ANSAR VDP UNNAYAN BANK	496	381	115	269	189	80	595	285	310	13	13	0	1373	868	505
BANGLADESH BANK	5613	4131	1482	1037	415	622	2054	1327	727	939	373	566	9643	6246	3397
BANGLADESH COMMERCE BANK LIMITED	787	465	322	87	63	24	33	70	-37	275	160	115	1182	758	424
BANGLADESH DEVELOPMENT BANK LTD.	800	573	227	292	49	243	412	225	187	262	201	61	1766	1048	718
BANGLADESH INST OF CAPITAL MARKET (BICM)	51	14	37	6	5	1	20	14	6	19	14	5	96	47	49
BANGLADESH SHILPA BANK	522	354	168	151	103	48	454	130	324	245	66	179	1372	653	719
BASIC BANK	1085	759	326	894	767	127	0	0	0	610	592	18	2589	2118	471
GRAMEEN BANK	8	4176	-4168	0	5803	-5803	0	7880	-7880	0	226	-226	8	18085	-18077
INSURANCE DEV AUTHORITY (IDRA)	58	14	44	43	0	43	35	0	35	23	0	23	159	14	145
JANATA BANK	7496	5507	1989	8009	4097	3912	3485	546	2939	2244	1710	534	21234	11860	9374
KARMASAGSTHAN BANK	827	517	310	402	193	209	1009	312	697	405	272	133	2643	1294	1349
KRISHI BANK	4733	3172	1561	8439	4210	4229	517	1691	-1174	2298	1454	844	15987	10527	5460
PALLI SANCHAY BANK	2	2	0	0	0	0	0	0	0	0	0	0	2	2	0
PROBASI KALLAN BANK	297	87	210	175	54	121	85	16	69	168	37	131	725	194	531
RAJSHAHI KRISHI UNNAYAN BANK	1813	1285	528	2075	775	1300	1255	856	399	1053	718	335	6196	3634	2562
RUPALI BANK	5677	3142	2535	4205	349	3856	1012	949	63	1724	964	760	12618	5404	7214
SONALI BANK	10509	7767	2742	12937	7001	5936	3332	3694	-362	5541	3689	1852	32319	22151	10168
DIVISIONAL TOTAL	48758	39421	9337	48077	27671	20406	16928	20579	-3651	17298	11325	5973	131061	98996	32065
MINISTRY TOTAL	51500	41159	10341	49480	28524	20956	19987	21957	-1970	18923	12291	6632	139890	103931	35959

2.4 Civil officers and staffs of the autonomous bodies and corporations by classification, 2018

Autonomous Bodies/ Corporations	Class-I			Class-II			Class-III			Class-IV			Total		
	Sanc.	Exist.	Vacancy	Sanc.	Exist.	Vacancy	Sanc.	Exist.	Vacancy	Sanc.	Exist.	Vacancy	Sanc.	Exist.	Vacancy
MINISTRY OF FISHERIES AND LIVESTOCK															
BANGLADESH VETERINARY COUNCIL, DHAKA	3	3	0	0	0	0	5	2	3	2	2	0	10	7	3
BD FISHERIES DEV CORPORATION	97	30	67	65	30	35	369	128	241	190	76	114	721	264	457
BD LIVESTOCK RESEARCH INSTITUTE, SAVAR	90	68	22	7	5	2	59	45	14	45	39	6	201	157	44
FISHERIES RESEARCH INSTITUTE	251	95	156	16	7	9	193	139	54	170	120	50	630	361	269
MARINE FISHERIES ACADEMY	16	9	7	1	0	1	24	23	1	24	22	2	65	54	11
MINISTRY TOTAL	457	205	252	89	42	47	650	337	313	431	259	172	1627	843	784
MINISTRY OF FOREIGN AFFAIRS															
FOREIGN SERVICE ACADEMY	2	2	0	2	2	0	6	6	0	2	2	0	12	12	0
INST OF INTL & STRATEGIC STU	37	21	16	5	4	1	38	30	8	22	22	0	102	77	25
MINISTRY TOTAL	39	23	16	7	6	1	44	36	8	24	24	0	114	89	25
MINISTRY OF HEALTH AND FAMILY WELFARE MEDICAL EDU. & FAMILY WELFARE DIVISION															
BANGABANDHU SK. MUJIB MEDICAL UNIVERSITY	1374	1458	-84	1018	1018	0	384	385	-1	655	656	-1	3431	3517	-86
BD. COLLEGE OF PHYSICIANS & SURGEONS	24	19	5	10	10	0	37	34	3	38	37	1	109	100	9
BD. HOMEOPATHY BOARD	3	1	2	3	2	1	19	18	1	7	6	1	32	27	5
BD. MEDICAL & DENTAL COUNCIL	6	5	1	2	2	0	22	9	13	6	6	0	36	22	14
BD. MEDICAL RESEARCH COUNCIL	8	5	3	1	1	0	15	12	3	22	20	2	46	38	8
BD. NURSING COUNCIL	3	2	1	2	2	0	19	19	0	6	6	0	30	29	1
BD. PHARMACY COUNCIL	15	7	8	0	0	0	6	9	-3	5	2	3	26	18	8
BD. STATE MEDICAL FACULTY	3	2	1	3	3	0	16	14	2	8	8	0	30	27	3
BD. UNANI & AYURVEDIC BOARD	1	1	0	3	3	0	9	9	0	7	7	0	20	20	0
MINISTRY TOTAL	1437	1500	-63	1042	1041	1	527	509	18	754	748	6	3760	3798	-38

2.4 Civil officers and staffs of the autonomous bodies and corporations by classification, 2018

Autonomous Bodies/ Corporations	Class-I			Class-II			Class-III			Class-IV			Total		
	Sanc.	Exist.	Vacancy	Sanc.	Exist.	Vacancy	Sanc.	Exist.	Vacancy	Sanc.	Exist.	Vacancy	Sanc.	Exist.	Vacancy
MINISTRY OF HOUSING AND PUBLIC WORKS															
CTG. DEV. AUTHORITY	58	47	11	51	37	14	137	99	38	268	173	95	514	356	158
HOUSING & BUILDING RES. INST.	35	14	21	26	7	19	46	20	26	45	36	9	152	77	75
KHULNA DEV. AUTHORITY	33	19	14	14	11	3	101	85	16	111	86	25	259	201	58
NATIONAL HOUSING AUTHORITY	68	52	16	84	66	18	260	108	152	117	88	29	529	314	215
RAJDHANI UNNAYAN KARTIPAKHA	350	177	173	519	295	224	843	499	344	450	292	158	2162	1263	899
RAJSHAHI DEV. AUTHORITY	14	10	4	10	6	4	51	29	22	30	24	6	105	69	36
MINISTRY TOTAL	558	319	239	704	422	282	1438	840	598	1021	699	322	3721	2280	1441
MINISTRY OF INDUSTRIES															
BANGLADESH ACCREDITATION BOARD (BAB)	10	7	3	0	0	0	8	5	3	2	2	0	20	14	6
BD CHEMICAL INDUSTRIES CORP	2479	1486	993	800	411	389	2376	1102	1274	2023	1382	641	7678	4381	3297
BD IND TECH ASSISTANCE CENTRE (BITAC)	71	52	19	76	64	12	417	357	60	108	79	29	672	552	120
BD INSTITUTE OF MANAGEMENT	58	29	29	5	5	0	52	24	28	45	37	8	160	95	65
BD SMALL & COTTAGE INDUSTRIES CORP	22	8	14	200	185	15	718	501	217	755	539	216	1695	1233	462
BD STANDARD & TESTING INST	166	130	36	210	156	54	151	101	50	78	54	24	605	441	164
BD STEEL & ENGINEERING CORPORATION	425	277	148	146	54	92	294	186	108	369	218	151	1234	735	499
BD SUGAR & FOOD INDUSTRIES CORP	826	493	333	210	127	83	6154	5032	1122	10251	8871	1380	17441	14523	2918
MINISTRY TOTAL	4057	2482	1575	1647	1002	645	10170	7308	2862	13631	11182	2449	29505	21974	7531
MINISTRY OF INFORMATION															
BANGLADESH PRESS COUNCIL	2	2	0	1	1	0	6	7	-1	6	6	0	15	16	-1
BANGLADESH SANGBAD SANGSTHA	69	106	-37	29	16	13	35	16	19	23	23	0	156	161	-5
FILM DEVELOPMENT CORPORATION	70	27	43	55	22	33	389	184	205	79	52	27	593	285	308
PRESS INST OF BANGLADESH	47	30	17	8	4	4	44	36	8	36	24	12	135	94	41
MINISTRY TOTAL	188	165	23	93	43	50	474	243	231	144	105	39	899	556	343

2.4 Civil officers and staffs of the autonomous bodies and corporations by classification, 2018

Autonomous Bodies/ Corporations	Class-I			Class-II			Class-III			Class-IV			Total		
	Sanc.	Exist.	Vacancy	Sanc.	Exist.	Vacancy	Sanc.	Exist.	Vacancy	Sanc.	Exist.	Vacancy	Sanc.	Exist.	Vacancy
MINISTRY OF JUTE & TEXTILE															
B T M C	91	40	51	19	12	7	84	37	47	54	43	11	248	132	116
BANGLADESH HANDLOOM BOARD	97	71	26	9	8	1	204	130	74	66	50	16	376	259	117
BANGLADESH JUTE CORP	48	1	47	49	0	49	75	6	69	65	6	59	237	13	224
BANGLADESH SERICULTURE BOARD	49	16	33	52	30	22	330	158	172	105	44	61	536	248	288
BD JUTE MILLS CORP	1549	857	692	1960	539	1421	2786	1028	1758	3257	1997	1260	9552	4421	5131
BD SERICULTURE RES & TRNG INST, RAJSHAHI	38	12	26	13	6	7	61	38	23	17	13	4	129	69	60
MINISTRY TOTAL	1872	997	875	2102	595	1507	3540	1397	2143	3564	2153	1411	11078	5142	5936
MINISTRY OF LABOUR AND EMPLOYMENT															
NATIONAL SKILLS DEVELOPMENT	9	8	1	0	0	0	9	0	9	0	0	0	18	8	10
MINISTRY TOTAL	9	8	1	0	0	0	9	0	9	0	0	0	18	8	10
MINISTRY OF LGRD AND CO-OPERATIVE															
LOCAL GOVERNMENT DIVISION															
BARISAL CITY CORPORATION	30	23	7	31	31	0	264	261	3	256	240	16	581	555	26
COMILLA CITY CORPORATION	17	10	7	8	6	2	226	58	168	117	32	85	368	106	262
CTG. CITY CORPORATION	122	101	21	197	176	21	1031	616	415	1828	1485	343	3178	2378	800
DHAKA NORTH CITY CORPORATION	244	120	124	89	61	28	1023	538	485	543	415	128	1899	1134	765
DHAKA SOUTH CITY CORPORATION	320	179	141	121	75	46	1345	958	387	729	663	66	2515	1875	640
GAZIPUR CITY CORPORATION	67	29	38	35	17	18	164	162	2	99	97	2	365	305	60

2.4 Civil officers and staffs of the autonomous bodies and corporations by classification, 2018

Autonomous Bodies/ Corporations	Class-I			Class-II			Class-III			Class-IV			Total		
	Sanc.	Exist.	Vacancy	Sanc.	Exist.	Vacancy	Sanc.	Exist.	Vacancy	Sanc.	Exist.	Vacancy	Sanc.	Exist.	Vacancy
MINISTRY of LGRD AND CO-OPERATIVE															
LOCAL GOVERNMENT DIVISION															
KHULNA CITY CORPORATION	34	23	11	25	14	11	397	190	207	739	479	260	1195	706	489
NARAYANGANJ CITY CORPORATION	93	13	80	27	10	17	424	90	334	185	50	135	729	163	566
NATIONAL INST. OF LOCAL GOVT	36	20	16	12	9	3	29	20	9	36	29	7	113	78	35
RAJSHAHI CITY CORPORATION	46	20	25	33	11	22	400	197	203	367	219	148	845	447	398
RANGPUR CITY CORPORATION	47	30	17	22	22	0	732	316	416	186	155	31	987	523	464
SYLHET CITY CORPORATION	28	15	13	18	11	7	193	154	39	423	259	164	662	439	223
WASA, CHITTAGONG	83	67	16	66	42	24	479	362	117	498	254	244	1126	725	401
WASA, DHAKA	314	261	53	330	277	83	1917	1132	785	2104	1310	794	4665	2980	1685
WASA, KHULNA	20	11	9	20	14	6	151	117	34	84	72	12	275	214	61
WASA, RAJSHAHI	15	8	7	13	7	6	107	53	54	22	20	2	157	88	69
DIVISIONAL TOTAL	1515	930	585	1047	783	264	8882	5224	3658	8216	5779	2437	19660	12716	6944
RURAL DEVELOPMENT AND CO-OPERATIVE DIVISION															
B A R D COMILLA	63	51	12	7	6	1	160	124	36	152	130	22	382	311	71
BANGABANDHU ACADEMY FOR P.A. & RURAL DEV. GOPALGANJ	22	4	18	9	1	8	25	9	16	41	19	22	97	33	64
BANGLADESH RURAL DEVELOPMENT BOARD & BRDTI, SYLHET	664	602	62	606	443	163	1299	1127	172	296	254	42	2865	2426	439
BANGLADESH SAMA BAYA BANK LTD	3	3	0	0	0	0	0	0	0	0	0	0	3	3	0
BD. CO-OPERATIVE ACADEMY	9	3	6	4	4	0	16	16	0	15	12	3	44	35	9
PALLI DARIDRO BIMODHON FOUNDATION	851	404	447	844	686	158	2101	2196	-95	143	125	18	3939	3411	528
R D A BOGURA	63	43	20	7	5	2	104	82	22	141	119	22	315	249	66
DIVISIONAL TOTAL	1675	1110	565	1477	1145	332	3705	3554	151	788	659	129	7645	6468	1177
MINISTRY TOTAL	3190	2040	1150	2524	1928	596	12587	8778	3809	9004	6438	2566	27305	19184	8121

2.4 Civil officers and staffs of the autonomous bodies and corporations by classification, 2018

Autonomous Bodies/ Corporations	Class-I			Class-II			Class-III			Class-IV			Total		
	Sanc.	Exist.	Vacancy	Sanc.	Exist.	Vacancy	Sanc.	Exist.	Vacancy	Sanc.	Exist.	Vacancy	Sanc.	Exist.	Vacancy
MINISTRY OF LIBERATION WAR AFFAIRS															
BANGLADESH FREEDOM FIGHTER'S TRUST	5	5	0	0	0	0	0	0	0	0	0	0	5	5	0
BD FREEDOM FIGHTER'S WEL TRUST	5	5	0	0	0	0	0	0	0	0	0	0	5	5	0
JATIO MUKTIJODDHA COUNCIL	11	8	3	1	0	1	19	13	6	1	1	0	32	22	10
MINISTRY TOTAL	21	18	3	1	0	1	19	13	6	1	1	0	42	32	10
MISTRY OF POST TELECOMM & INFORMATION TECH															
INFORMATION & COMMUNICATION TECH DIV															
BANGLADESH HI-TECH PARK AUTHORITY	20	16	4	5	5	0	21	18	3	30	29	1	76	68	8
BD COMPUTER COUNCIL	48	40	8	1	1	0	29	25	4	23	19	4	101	85	16
OFFICE OF THE CONTROLLER OF THE CERTIFYING AUTHOR.	13	4	9	0	0	0	15	1	14	7	7	0	35	12	23
MINISTRY TOTAL	81	60	21	6	6	0	65	44	21	60	55	5	212	165	47
MINISTRY OF ENVIRONMENT, FOREST AND CLIMATE CHANGE															
BANGLADESH CLIMATE CHANG TRUST	25	20	5	3	1	2	29	20	9	25	21	4	82	62	20
BD FOREST INDST DEV CORP	225	75	150	12	5	7	514	169	345	505	206	299	1256	455	801
MINISTRY TOTAL	250	95	155	15	6	9	543	189	354	530	227	303	1338	517	821
MINISTRY OF PUBLIC ADMINISTRATION															
BIAM FOUNDATION	12	14	-2	2	2	0	49	37	12	65	64	1	128	117	11
BOARD OF TRUSTEES	3	3	0	2	2	0	27	21	6	9	11	-2	41	37	4
PUBLIC ADMN TRAINING CENTER	120	88	32	24	21	3	239	178	61	277	175	102	660	462	198
REG PUB ADMN TRNG CENTRE	3	3	0	2	2	0	11	10	1	10	9	1	26	24	2
MINISTRY TOTAL	138	108	30	30	27	3	326	246	80	361	259	102	855	640	215

2.4 Civil officers and staffs of the autonomous bodies and corporations by classification, 2018

Autonomous Bodies/ Corporations	Class-I			Class-II			Class-III			Class-IV			Total		
	Sanc.	Exist.	Vacancy	Sanc.	Exist.	Vacancy	Sanc.	Exist.	Vacancy	Sanc.	Exist.	Vacancy	Sanc.	Exist.	Vacancy
MINISTRY OF ROAD TRANSPORT AND BRIDGES															
ROAD TRANSPORT AND HIGHWAYS DIVISION															
BD ROAD TRANSPORT CORP	125	64	61	54	28	26	5177	2606	2571	546	125	421	5902	2823	3179
DHAKA TRANSPORT CO-ORDINATION BOARD	29	13	16	19	1	18	59	26	33	28	23	5	135	63	72
MINISTRY TOTAL	154	77	77	73	29	44	5236	2932	2604	574	148	426	6037	2886	3151
MINISTRY OF PLANNING															
PLANNING DIVISION															
ACADEMY FOR PLANNING & DEVELOPMENT	27	25	2	8	7	1	34	29	5	49	36	13	118	97	21
BANGLADESH INSTITUTE OF DEVELOPMENT STUDIES (BIDS)	97	46	51	16	12	4	52	27	25	32	29	3	197	114	83
MINISTRY TOTAL	124	71	53	24	19	5	86	56	30	81	65	16	315	211	104
MINISTRY OF POST AND TELE COMMUNICATION															
BANGLADESH SUBMARINE CABLE COMPANY LIMITED (BSCCL)	79	49	30	37	1	36	48	30	18	44	35	9	208	115	93
BANGLADESH TELECOMMUNICATIONS CO. LTD	1023	260	763	734	213	521	13853	4568	9285	3278	323	2955	18888	5364	13524
MINISTRY TOTAL	1102	309	793	771	214	557	13901	4598	9303	3322	358	2964	19096	5479	13617
MINISTRY OF POWER ENERGY & MIN RESOURCES															
ENERGY AND MINERAL RESOURCES DIV															
BD ENERGY REGULATORY COMMISSION	35	38	-3	0	0	0	27	33	-6	20	23	-3	82	94	-12
BD OIL GAS & MINERAL CORP	310	168	142	0	0	0	208	140	68	136	108	28	654	416	238
PETROLEUM CORP	51	43	8	8	2	6	72	44	28	46	31	15	177	107	57
DIVISIONAL TOTAL	396	249	147	8	2	6	307	217	90	202	162	40	913	630	283

2.4 Civil officers and staffs of the autonomous bodies and corporations by classification, 2018

Autonomous Bodies/ Corporations	Class-I			Class-II			Class-III			Class-IV			Total		
	Sanc.	Exist.	Vacancy	Sanc.	Exist.	Vacancy	Sanc.	Exist.	Vacancy	Sanc.	Exist.	Vacancy	Sanc.	Exist.	Vacancy
POWER DIVISION															
DHAKA POWER DISTRIBUTION CO. LTD.	2	2	0	0	0	0	0	0	0	0	0	0	2	2	0
POWER DEV BOARD	1690	1479	211	1076	959	117	9340	8214	1126	6145	5518	627	18251	16170	2081
RURAL ELECTRIFICATION BOARD	561	407	154	229	169	60	696	495	201	194	154	40	1680	1225	455
SUSTAINABLE & RENEWABLE ENERGY DEV. AUTH. (SREDA)	23	18	5	5	2	3	24	13	11	9	9	0	61	42	19
DIVISIONAL TOTAL	2276	1906	370	1310	1130	180	10060	8722	1338	6348	5681	667	19994	17439	2555
MINISTRY TOTAL	2672	2155	517	1318	1132	186	10367	8939	1428	6550	5843	707	20907	18069	2838
PRIME MINISTER'S OFFICE															
BANGLADESH ECONOMIC ZONE AUTHORITY	65	22	43	8	0	8	79	31	48	10	5	5	162	58	104
BD EXPORT PROCESSING ZONE AUTHORITY	341	261	80	140	128	12	518	420	98	867	713	154	1866	1522	344
PRIVATIZATION COMMISSION	20	19	1	0	0	0	34	31	3	23	22	1	77	72	5
PUBLIC-PRIVATE PARTNERSHIP OFFICE	8	7	1	0	0	0	0	0	0	0	0	0	8	7	1
MINISTRY TOTAL	434	309	125	148	128	20	631	482	149	900	740	160	2113	1659	454
MINISTRY OF RELIGIOUS AFFAIRS															
BUDDHIST RELIGIOUS WELFARE TRUST	2	2	0	1	1	0	4	4	0	2	2	0	9	9	0
HINDU RELIGIOUS WELFARE TRUST	2	2	0	0	0	0	5	5	0	4	4	0	11	11	0
ISLAMIC FOUNDATION BANGLADESH	375	297	78	12	9	3	707	623	84	395	338	57	1489	1267	222
OFFICE OF THE ADMINISTRATOR OF WAQF	10	8	2	0	0	0	67	58	9	34	29	5	111	95	16
MINISTRY TOTAL	389	309	80	13	10	3	783	690	93	435	373	62	1620	1382	238

2.4 Civil officers and staffs of the autonomous bodies and corporations by classification, 2018

Autonomous Bodies/ Corporations	Class-I			Class-II			Class-III			Class-IV			Total		
	Sanc.	Exist.	Vacancy	Sanc.	Exist.	Vacancy	Sanc.	Exist.	Vacancy	Sanc.	Exist.	Vacancy	Sanc.	Exist.	Vacancy
MINISTRY OF SCIENCE AND TECHNOLOGY															
BANGABANDHU SK MUJIB NOVO THEATRE	12	6	6	8	2	6	35	31	4	8	8	0	63	47	16
BANSDOC	10	3	7	5	1	4	20	14	6	22	16	6	57	34	23
BCSIR	514	334	180	0	0	0	682	357	325	236	121	115	1432	812	620
BD ATOMIC ENERGY COMMISSION	920	878	42	92	25	67	957	817	140	490	404	86	2459	2124	335
BD COUNCIL OF SCIENCE & IND RES	512	339	173	246	83	163	599	346	253	287	213	74	1644	981	663
NATIONAL MUSEUM OF SCIENCE & TECH	19	11	8	5	2	3	29	17	12	34	29	5	87	59	28
MINISTRY TOTAL	1987	1571	416	356	113	243	2322	1582	740	1077	791	286	5742	4057	1685
MINISTRY OF SHIPPING															
B I W T A	336	280	56	445	412	33	1685	1341	344	2340	1827	513	4806	3860	946
B I W T C	169	129	40	440	281	159	2296	1511	785	1873	1174	699	4778	3095	1683
BANGALDESH SHIPPING CORPORATION	217	60	157	171	22	149	855	106	749	278	21	257	1521	209	1312
BANGLADESH LAND PORT AUTHORITY	56	43	13	18	13	5	216	166	50	42	32	10	332	254	78
CHITTAGONG PORT AUTHORITY	338	227	111	249	169	80	4926	2841	2085	3473	2117	1356	8986	5354	3632
DOCK WORKER'S MANAGEMENT BOARD, CHITTAGONG.	19	12	7	6	6	0	141	112	29	50	39	11	216	169	47
DOCK WORKER'S MANAGEMENT BOARD, MONGLA.	12	3	9	8	5	3	76	59	17	37	24	13	133	91	42
JATIO NODI RAKKHA COMMISSION	18	9	9	1	0	1	18	2	16	11	11	0	48	22	26
MONGLA PORT AUTHORITY	142	87	55	130	84	46	1347	554	793	1136	267	869	2755	992	1763
MINISTRY TOTAL	1307	850	457	1468	992	476	11560	6692	4868	9240	5512	3728	23575	14046	9529

2.4 Civil officers and staffs of the autonomous bodies and corporations by classification, 2018

Autonomous Bodies/ Corporations	Class-I			Class-II			Class-III			Class-IV			Total		
	Sanc.	Exist.	Vacancy	Sanc.	Exist.	Vacancy	Sanc.	Exist.	Vacancy	Sanc.	Exist.	Vacancy	Sanc.	Exist.	Vacancy
MINISTRY OF SOCIAL WELFARE															
BANGLADESH NATIONAL SOCIAL WELFARE COUNCIL	8	7	1	3	1	2	16	13	3	10	9	1	37	30	7
BD JATYO SAMAJ KALYAN PARISHAD	39	4	35	20	3	17	97	14	83	65	10	55	221	31	190
NATIONAL FOUNDATION FOR DEV OF THE DISABLED PERSON	16	9	7	5	5	0	10	4	6	21	13	8	52	31	21
SHARIK PROTIBONDHI SUROKKHA TRUST	4	0	4	5	6	-1	42	40	2	48	44	4	99	90	9
SHEIKH ZAYED BIN SULTAN AL-NAHYAN-TRUST	5	3	2	6	2	4	55	34	21	49	41	8	115	80	35
MINISTRY TOTAL	72	23	49	39	17	22	220	105	115	193	117	76	524	262	262
MINISTRY OF WATER RESOURCES															
BANGLADESH HAOR & WETLAND DEVELOPMENT BOARD	15	5	10	4	0	4	21	16	5	15	15	0	55	36	19
BANGLADESH WATER DEV BOARD	1445	971	474	1010	736	274	3100	5014	-1914	4355	3140	1215	9910	9861	49
JOINT RIVERS COMMISSION, BANGLADESH	14	8	6	2	1	1	21	7	14	11	6	5	48	22	26
RIVER RESEARCH INSTITUTE, FARIDPUR	68	38	30	3	1	2	123	92	31	67	56	11	261	187	74
WATER RESOURCES PLANNING ORGANIZATION	42	26	16	2	2	0	25	22	3	18	17	1	87	67	20
MINISTRY TOTAL	1584	1048	536	1021	740	281	3290	5151	-1861	4466	3234	1232	10361	10173	188
MINISTRY OF WOMEN AND CHILDREN AFFAIRS															
BANGLADESH JATYO MOHILA SANGSTHA	11	8	3	69	35	34	263	337	-74	132	126	6	475	506	-31
BANGLADESH SHISHU ACADEMY	81	70	11	4	3	1	164	123	41	154	130	24	403	326	77
MINISTRY TOTAL	92	78	14	73	38	35	427	460	-33	286	256	30	878	832	46
MINISTRY OF YOUTH AND SPORTS															
B K S P	130	105	25	6	4	2	83	75	8	150	138	12	369	322	47
BANGLADESH KRIRASHEBI KALYAN FOUNDATION	2	2	0	1	1	0	0	0	0	2	2	0	5	5	0
BANGLADESH NATIONAL SPORTS COUNCIL	46	36	10	44	9	35	108	50	58	326	199	127	524	294	230
MINISTRY TOTAL	178	143	35	51	14	37	191	125	66	478	339	139	898	621	277
GRAND TOTAL	98194	77036	21158	66968	40314	26654	124753	90954	33799	99392	69311	30081	389307	277615	111692

Chapter three: Statistics of class-I employees

3.1 Summary of Class I employees by grades, 2018

Grade	Ministries and Divisions			Department and Directorates			Divisional and Deputy Commissioner offices			Autonomous bodies and corporations			Total		
	Sanc.	Existing	Vacancy	Sanc.	Existing	Vacancy	Sanc.	Existing	Vacancy	Sanc.	Existing	Vacancy	Sanc.	Existing	Vacancy
G1	78	76	2	52	59	-7	0	0	0	219	186	33	349	321	28
G2	115	326	-211	670	589	81	12	12	0	1657	1695	-38	2454	2622	-168
G3	342	458	-116	4774	4091	683	23	20	3	3920	3441	479	9059	8010	1049
G4	148	186	-38	2462	2020	442	91	86	5	7641	6083	1558	10342	8375	1967
G5	1040	1027	13	8497	9321	1176	343	279	64	11463	10038	1425	21343	18665	2678
G6	1715	863	852	25558	19616	5942	1021	686	335	24351	21432	2919	52645	42597	10048
G7	57	56	1	3587	2569	1018	161	73	88	2856	3812	-956	6661	6510	151
G8	13	11	2	4269	3931	338	372	391	-19	921	942	-21	5575	5275	300
G9	1286	793	493	64693	46197	18496	806	679	127	45061	29315	15746	111846	76984	34862
Fixed	16	14	2	7	7	0	0	0	0	105	92	13	128	113	15
Total	4810	3810	1000	114569	86400	28169	2829	2226	603	98194	77036	21158	220402	169472	50930

Figure 3.1: Proportion of Class I employees by grades (G1-G9, fixed grade), 2018

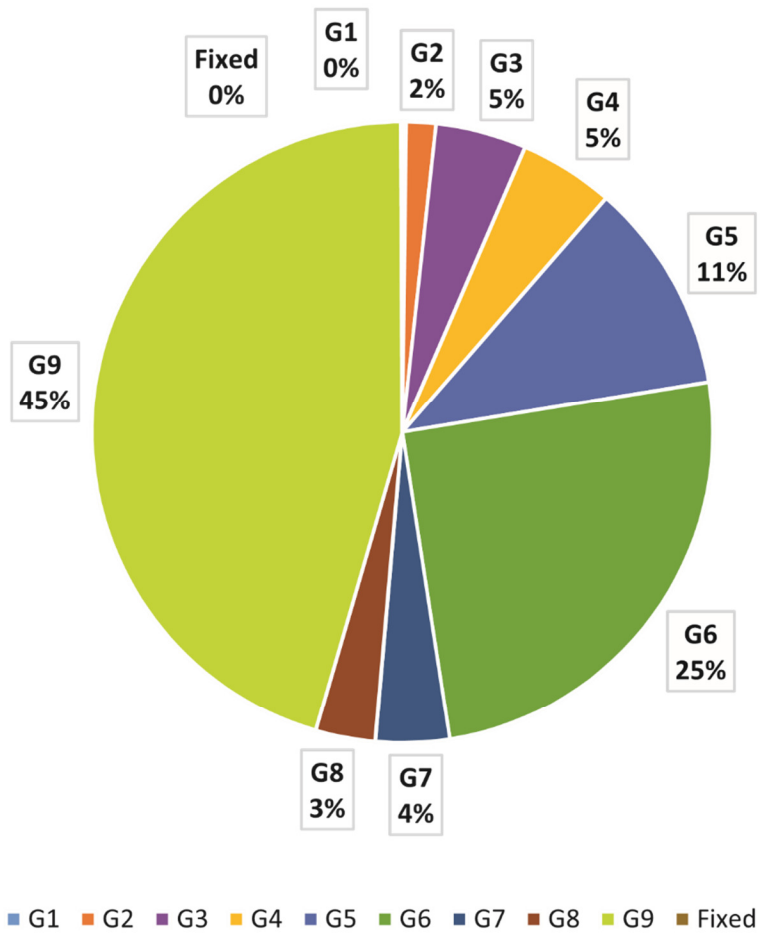
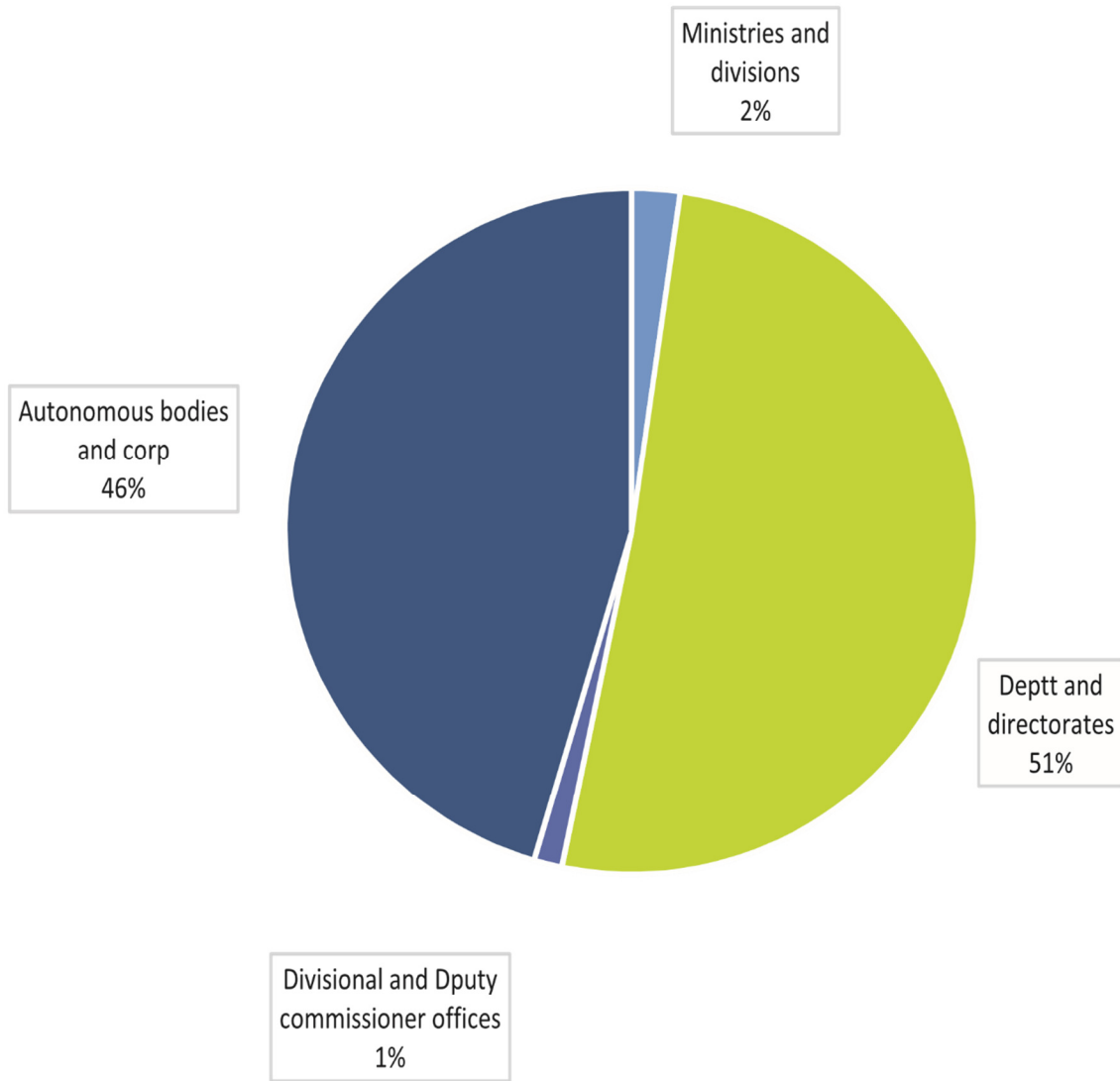


Figure 3.2: Proportion of Class I employees by office types, 2018



Class-1 employees above grade one

- (a) Salary of Cabinet Secretary and Principal Secretary TK-86,000 (Fixed)
- (b) Salary of Senior Secretaries TK-82,000 (Fixed)

3.2 Class-I employees of the ministries and divisions by grades (grade 1-5), 2018

Ministries/Divisions	Tk.78000			Tk.66000			Tk.56500			Tk.50000			Tk.43000		
	Sanc.	Exist.	Vacancy	Sanc.	Exist.	Vacancy	Sanc.	Exist.	Vacancy	Sanc.	Exist.	Vacancy	Sanc.	Exist.	Vacancy
MINISTRY OF SOCIAL WELFARE	1	1	0	1	3	-2	3	3	0	0	0	0	9	12	-3
MINISTRY TOTAL	1	1	0	1	3	-2	3	3	0	0	0	0	9	12	-3
MINISTRY OF SCIENCE AND TECHNOGY	1	1	0	2	3	-1	3	2	1	2	1	1	15	20	-5
MINISTRY TOTAL	1	1	0	2	3	-1	3	2	1	2	1	1	15	20	-5
MINISTRY OF INFORMATION	1	1	0	1	4	-3	7	6	1	8	15	-7	2	2	0
INFORMATION COMMISSION	2	2	0	1	1	0	0	0	0	2	2	0	2	2	0
MINISTRY TOTAL	3	3	0	2	5	-3	7	6	1	10	17	-7	4	4	0
MINISTRY OF LAW JUSTICE PAR AFFAIRS															
PARLIAMENT SERETARIATE	1	1	0	4	6	-2	4	5	-1	0	0	0	27	30	-3
NATIONAL HUMAN RIGEHS COMISSION	0	0	0	1	1	0	1	1	0	1	1	0	2	1	1
LEGISLATIVE AND PARLIAMENT AFF DRV	1	1	0	2	1	1	10	9	1	0	0	0	18	13	5
LAW COMMISSION	0	0	0	0	0	0	0	0	0	0	0	0	5	5	0
LAW AND JUSTICE DIVISION	1	1	0	1	1	0	5	5	0	0	0	0	17	10	7
BANGLADESH JUDICALAL SERVICE COMISSION SECT	1	1	0	0	0	0	1	1	0	2	2	0	1	1	0
MINISTRY TOTAL	4	4	0	8	9	-1	21	21	0	3	3	0	70	60	10
MINISTRY OF HOUSING AND PUBLIC WORKS	1	1	0	1	6	-5	2	4	-2	0	3	-3	9	12	-3
MINISTRY TOTAL	1	1	0	1	6	-5	2	4	-2	0	3	-3	9	12	-3
EXPATRIATES WELFARE AND OVERSEAS EMPL. MINISTRY	1	0	1	1	5	-4	7	8	-1	11	11	0	11	13	-2
MINISTRY TOTAL	1	0	1	1	5	-4	7	8	-1	11	11	0	11	13	-2
MINISTRY OF LIBERATION WAR AFFAIRS	1	1	0	0	2	-2	2	5	-3	19	16	3	3	2	1
MINISTRY TOTAL	1	1	0	0	2	-2	2	5	-3	19	16	3	3	2	1
MINISTRY OF DEFENCE	1	1	0	1	10	-9	4	7	-3	0	0	0	15	11	4
MINISTRY TOTAL	1	1	0	1	10	-9	4	7	-3	0	0	0	15	11	4

3.2 Class-I employees of the ministries and divisions by grades (grade 1-5), 2018

Ministries/Divisions	Tk.78000			Tk.66000			Tk.56500			Tk.50000			Tk.43000		
	Sanc.	Exist.	Vacancy	Sanc.	Exist.	Vacancy	Sanc.	Exist.	Vacancy	Sanc.	Exist.	Vacancy	Sanc.	Exist.	Vacancy
MINISTRY OF PRIMARY AND MASS EDUCATION	1	1	0	1	6	-5	3	3	0	0	0	0	13	12	1
MINISTRY TOTAL	1	1	0	1	6	-5	3	3	0	0	0	0	13	12	1
MINISTRY OF HOME AFFAIRS															
SECURITY SERVICES DIVISION	1	1	0	1	5	-4	6	4	2	0	0	0	12	14	-2
PUBLIC SECURITY DIVISION	1	1	0	1	5	-4	5	9	-4	0	0	0	16	23	-7
MINISTRY TOTAL	2	2	0	2	10	-8	11	13	-2	0	0	0	28	37	-9
MINISTRY OF FOOD	1	1	0	1	5	-4	3	7	-4	7	11	-4	5	3	3
MINISTRY TOTAL	1	1	0	1	5	-4	3	7	-4	7	11	-4	5	3	3
MINISTRY OF LABOUR AND EMPLOYMENT	1	1	0	1	4	-3	3	3	0	0	0	0	13	13	0
MINISTRY TOTAL	1	1	0	1	4	-3	3	3	0	0	0	0	13	13	0
MINISTRY OF FOREIGN AFFAIRS	13	12	1	16	16	0	41	41	0	2	0	2	97	93	4
MINISTRY TOTAL	13	12	1	16	16	0	41	41	0	2	0	2	97	93	4
MINISTRY OF CULTURAL AFFAIRS	1	1	0	1	3	-2	3	7	-4	1	1	0	22	12	10
MINISTRY TOTAL	1	1	0	1	3	-2	3	7	-4	1	1	0	22	12	10
CTG. HILL TRACTS AFFAIRS MINISTRY	1	1	0	0	4	-4	2	2	0	0	0	0	6	4	2
MINISTRY TOTAL	1	1	0	0	4	-4	2	2	0	0	0	0	6	4	2
MINISTRY OF JUTE AND TEXTILE	1	1	0	5	5	0	5	5	0	7	12	-5	2	2	0
MINISTRY TOTAL	1	1	0	5	5	0	5	5	0	7	12	-5	2	2	0
MINISTRY OF LAND	1	1	0	1	4	-3	3	4	-1	0	0	0	9	10	-1
MINISTRY TOTAL	1	1	0	1	4	-3	3	4	-1	0	0	0	9	10	-1
MINISTRY OF PUBLIC ADMINISTRATION	1	1	0	2	14	-12	7	19	-12	2	0	2	65	60	5
PUBLIC SERVICE COMMISSION SECRETARIATE	0	0	0	1	1	0	4	2	2	2	1	1	21	20	1
MINISTRY TOTAL	1	1	0	3	15	-12	11	21	-10	4	1	3	86	80	6

3.2 Class-I employees of the ministries and divisions by grades (grade 1-5), 2018

Ministries/Divisions	Tk.78000 (Fixed)			Tk.66000			Tk.56500			Tk.50000			Tk.43000		
	Sanc.	Exist.	Vacancy	Sanc.	Exist.	Vacancy	Sanc.	Exist.	Vacancy	Sanc.	Exist.	Vacancy	Sanc.	Exist.	Vacancy
MINISTRY OF HEALTH AND FAMILY WELFARE															
MEDICAL EDU. AND FAMILY WELFARE DIVISION	1	1	0	2	8	-6	4	20	-16	0	0	0	15	18	-3
HEALTH SERVICES DIVISION	1	1	0	2	13	-11	6	16	-10	0	0	0	20	29	-9
MINISTRY TOTAL	2	2	0	4	21	-17	10	36	-26	0	0	0	35	47	-12
EDUCATION MINISTRY															
TECHNICAL AND MADRASAH EDUCATION DIVISION	1	1	0	1	3	-2	3	5	-2	0	0	0	8	8	0
SECONDARY AND HIGHER EDUCATION DIVISION	1	1	0	2	8	-6	6	6	0	1	1	0	16	26	-10
MINISTRY TOTAL	2	2	0	3	11	-8	9	11	-2	1	1	0	24	34	-10
PLANNING MINISTRY															
STATISTICS & INFORMATICS DIVISION	1	1	0	1	3	-2	2	2	0	4	10	-6	1	1	0
PLANNING DIVISION	6	6	0	7	12	-5	36	30	6	1	1	0	49	44	5
IMPLEMENTATION/MONITORING AND EVALUATION DIV.	1	1	0	1	1	0	10	9	1	1	1	0	29	33	-4
MINISTRY TOTAL	8	8	0	9	16	-7	48	41	7	6	12	-6	79	78	1
MINISTRY OF ROAD TRANSPORT AND BRIDGES															
ROAD TRANSPORT AND HIGHWAYS DIVISION	1	1	0	1	8	-7	7	10	-3	17	14	3	8	14	-6
BRIDGES DIVISION	1	1	0	0	0	0	4	4	0	8	7	1	0	0	0
MINISTRY TOTAL	2	2	0	1	8	-7	11	14	-3	25	21	4	8	14	-6
MINISTRY OF ENVIRONMENT, FOREST AND CLIMATE CHANGE															
MINISTRY OF ENVIRONMENT, FOREST AND CLIMATE CHANGE	1	1	0	5	10	-5	0	0	0	0	0	0	13	17	-4
MINISTRY TOTAL	1	1	0	5	10	-5	0	0	0	0	0	0	13	17	-4
ELECTION COMMISSION SECRETARIATE															
ELECTION COMMISSION SECRETARIATE	1	1	0	2	2	0	6	5	1	1	1	0	18	15	3
MINISTRY TOTAL	1	1	0	2	2	0	6	5	1	1	1	0	18	15	3
CABINET DIVISION															
CABINET DIVISION	1	1	0	1	9	-8	6	9	-3	0	0	0	21	34	-13

3.2 Class-I employees of the ministries and divisions by grades (grade 1-5), 2018

Ministries/Divisions	Tk.78000 (Fixed)			Tk.66000			Tk.56500			Tk.50000			Tk.43000		
	Sanc.	Exist.	Vacancy	Sanc.	Exist.	Vacancy	Sanc.	Exist.	Vacancy	Sanc.	Exist.	Vacancy	Sanc.	Exist.	Vacancy
ANTI CORRUPTION COMMISSION	1	1	0	0	0	0	8	5	3	0	0	0	42	20	22
MINISTRY TOTAL	2	2	0	1	9	-8	14	14	0	0	0	0	63	54	9
MINISTRY OF FINANCE															
INTERNAL RESOURCES DIVISION	0	0	0	1	2	-1	2	3	-1	0	0	0	6	5	1
FINANCIAL INSTITURIO DIVI	1	1	0	0	5	-5	3	4	-1	0	0	0	9	9	0
FINANCE DIVISION	1	1	0	4	17	-13	10	30	-20	2	2	0	32	45	-13
ECONOMIC RESOURCES DIVISION	1	1	0	3	11	-8	10	19	-9	18	36	-18	73	25	48
MINISTRY TOTAL	3	3	0	8	35	-27	25	56	-31	20	38	-18	120	84	36
MINISTRY OF AGRICULTURE															
MINISTRY TOTAL	1	1	0	3	5	-2	6	8	-2	0	0	0	15	16	-1
MINISTRY OF YOUTH AND SPORTS	1	1	0	3	3	0	5	5	0	0	0	0	5	5	0
MINISTRY TOTAL	1	1	0	3	3	0	5	5	0	0	0	0	5	5	0
MINISTRY OF RAILWAYS	1	1	0	1	3	-2	4	10	-6	1	1	0	10	15	-5
MINISTRY TOTAL	1	1	0	1	3	-2	4	10	-6	1	1	0	10	15	-5
PRIME MINISTER'S OFFICE	2	2	0	7	6	1	2	2	0	1	1	0	37	32	5
MINISTRY TOTAL	2	2	0	7	6	1	2	2	0	1	1	0	37	32	5
MINISTRY OF RELIGIOUS AFFAIRS															
MINISTRY TOTAL	1	1	0	1	2	-1	4	4	0	0	0	0	9	6	3
MINISTRY OF POWER ENERGY & MIN RESOURCES															
POWER DIVISION	1	1	0	1	5	-4	4	7	-3	0	0	0	10	18	-8
ENERGY AND MINERAL RESOURCES DIV	1	1	0	1	5	-4	4	7	-3	2	2	0	34	14	20
MINISTRY TOTAL	2	2	0	2	10	-8	8	14	-6	2	2	0	44	32	12
MINISTRY OF COMMERCE															
MINISTRY TOTAL	1	1	0	1	11	-10	5	10	-5	0	0	0	17	30	-13
MINISTRY TOTAL	1	1	0	1	11	-10	5	10	-5	0	0	0	17	30	-13
MINISTRY OF WOMEN AND CHILDREN AFFAIRS	1	1	0	0	5	-5	4	3	1	5	3	2	11	7	4
MINISTRY TOTAL	1	1	0	0	5	-5	4	3	1	5	3	2	11	7	4

3.2 Class-I employees of the ministries and divisions by grades (grade 1-5), 2018

Ministries/Divisions	Tk.78000 (Fixed)			Tk.66000			Tk.56500			Tk.50000			Tk.43000		
	Sanc.	Exist.	Vacancy	Sanc.	Exist.	Vacancy	Sanc.	Exist.	Vacancy	Sanc.	Exist.	Vacancy	Sanc.	Exist.	Vacancy
MINISTRY OF SHIPPING	1	1	0	5	6	-1	8	8	0	1	1	0	14	14	0
MINISTRY TOTAL	1	1	0	5	6	-1	8	8	0	1	1	0	14	14	0
PRESIDENT'S OFFICE															
PUBLIC DIVISION	1	1	0	1	1	0	1	0	1	1	1	0	4	1	3
PERSONAL DIVISION	0	0	0	0	1	-1	1	1	0	0	0	0	3	2	1
MINISTRY TOTAL	1	1	0	1	2	-1	2	1	1	1	1	0	7	3	4
MINISTRY OF POST TELECOM & INFORMATION TECH															
POST AND TELECOMMUNICATION DIVISION	1	1	0	1	3	-2	2	4	-2	0	0	0	8	13	-5
INFORMATION & COMMUNICATION TECH DIV	1	1	0	1	4	-3	3	6	-3	1	1	0	7	17	-10
MINISTRY TOTAL	2	2	0	2	7	-5	5	10	-5	1	1	0	15	30	-15
MINISTRY OF LGRD AND CO-OPERATIVE															
RURAL DEVELOPMENT AND CO-OPERATIVE DIVISION	1	1	0	1	2	-1	2	1	1	4	7	-3	5	6	-2
LOCAL GOVERNMENT DIVISION	1	1	0	1	10	-9	6	9	-3	0	0	0	17	23	-6
MINISTRY TOTAL	2	2	0	2	12	-10	8	10	-2	4	7	-3	22	29	-7
MINISTRY OF FISHERIES AND LIVESTOCK	1	1	0	1	2	-1	3	8	-5	0	0	0	10	16	-6
MINISTRY TOTAL	1	1	0	1	2	-1	3	8	-5	0	0	0	10	16	-6
MINISTRY OF DISASTER MANAGEMENT AND RELIEF	1	1	0	4	11	-7	11	8	3	13	20	-7	18	7	11
MINISTRY TOTAL	1	1	0	4	11	-7	11	8	3	13	20	-7	18	7	11
MINISTRY OF WATER RESOURCES	1	1	0	1	2	-1	3	5	-2	0	0	0	7	11	-4
MINISTRY TOTAL	1	1	0	1	2	-1	3	5	-2	0	0	0	7	11	-4
MINISTRY OF CIVIL AVIATION AND TOURISM	1	1	0	0	3	-3	2	4	-2	0	0	0	8	11	-3
MINISTRY TOTAL	1	1	0	0	3	-3	2	4	-2	0	0	0	8	11	-3
MINISTRY OF INDUSTRIES	1	1	0	1	9	-8	5	9	-4	0	0	0	14	20	-6
MINISTRY TOTAL	1	1	0	1	9	-8	5	9	-4	0	0	0	14	20	-6
GRAND TOTAL	78	76	2	115	326	-211	342	458	-116	148	186	-38	1040	1027	13

3.3 Class-I employees of the ministries and divisions by grades (grade 6-9 and fixed grade), 2018

Ministries/Divisions	Tk.35500 (Fixed)			Tk.29000			Tk.23000			Tk.22000			FIXED			TOTAL		
	Sanc.	Exist.	Vacancy	Sanc.	Exist.	Vacancy	Sanc.	Exist.	Vacancy	Sanc.	Exist.	Vacancy	Sanc.	Exist.	Vacancy	Sanc.	Exist.	Vacancy
MINISTRY OF SOCIAL WELFARE	15	6	9	0	0	0	0	0	0	3	1	2	0	0	0	32	26	6
MINISTRY TOTAL	15	6	9	0	0	0	0	0	0	3	1	2	0	0	0	32	26	6
MINISTRY OF SCIENCE AND TECHNOLOGY	25	11	14	0	0	0	0	0	0	3	3	0	0	0	0	51	41	10
MINISTRY TOTAL	25	11	14	0	0	0	0	0	0	3	3	0	0	0	0	51	41	10
MINISTRY OF INFORMATION	27	11	16	0	0	0	0	0	0	5	1	4	0	0	0	51	40	11
INFORMATION COMMISSION	4	2	2	0	0	0	0	0	0	7	7	0	1	1	0	19	17	2
MINISTRY TOTAL	31	13	18	0	0	0	0	0	0	12	8	4	1	1	0	70	57	13
MINISTRY OF LAW JUSTICE AND PAR AFFAIRS																		
PARLIAMENT SECRETARIATE	63	41	22	0	0	0	0	0	0	118	87	31	0	0	0	217	170	47
NATIONAL HUMAN RIGHTS COMMISSION	0	0	0	0	0	0	0	0	0	13	11	2	2	2	0	20	17	3
LEGISLATIVE & PARLIAMENT AFF DIV	27	10	17	0	0	0	0	0	0	40	18	22	0	0	0	98	52	46
LAW COMMISSION	6	6	0	0	0	0	0	0	0	0	0	0	0	0	0	11	11	0
LAW & JUSTICE DIVISION	24	25	-1	0	0	0	0	0	0	3	3	0	0	0	0	51	45	6
BANGLADESH JUDICIAL SERVICE COMMISSION SECT	4	4	0	0	0	0	1	1	0	1	1	0	0	0	0	11	11	0
MINISTRY TOTAL	124	86	38	0	0	0	1	1	0	175	120	55	2	2	0	408	306	102
HOUSING AND PUBLIC WORKS MINISTRY																		
MINISTRY TOTAL	20	7	13	0	0	0	0	0	0	3	1	2	0	0	0	36	34	2
MINISTRY OF EXPATRIATES WELFARE AND OVERSEAS	59	42	17	0	0	0	0	0	0	3	2	1	0	0	0	93	81	12
MINISTRY TOTAL	59	42	17	0	0	0	0	0	0	3	2	1	0	0	0	93	81	12

3.3 Class-I employees of the ministries and divisions by grades (grade 6-9 and fixed grade), 2018

Ministries/Divisions	Tk.35500 (Fixed)			Tk.29000			Tk.23000			Tk.22000			FIXED			TOTAL		
	Sanc.	Exist.	Vacancy	Sanc.	Exist.	Vacancy	Sanc.	Exist.	Vacancy	Sanc.	Exist.	Vacancy	Sanc.	Exist.	Vacancy	Sanc.	Exist.	Vacancy
MINISTRY OF LIBERATION WAR AFFAIRS	12	5	7	11	7	4	0	0	0	5	1	4	0	0	0	53	39	14
MINISTRY TOTAL	12	5	7	11	7	4	0	0	0	5	1	4	0	0	0	53	39	14
MINISTRY OF DEFENCE	30	9	21	0	0	0	0	0	0	5	1	4	0	0	0	56	39	17
MINISTRY TOTAL	30	9	21	0	0	0	0	0	0	5	1	4	0	0	0	56	39	17
MINISTRY OF PRIMARY AND MASS EDUCATION	11	10	1	0	0	0	0	0	0	9	6	3	0	0	0	38	38	0
MINISTRY TOTAL	11	10	1	0	0	0	0	0	0	9	6	3	0	0	0	38	38	0
MINISTRY OF HOME AFFAIRS																		
SECURITY SERVICES DIVISION	50	25	25	0	0	0	0	0	0	4	0	4	0	0	0	74	49	25
PUBLIC SECURITY DIVISION	34	10	24	0	0	0	0	0	0	4	2	2	0	0	0	61	50	11
MINISTRY TOTAL	84	35	49	0	0	0	0	0	0	8	2	6	0	0	0	135	99	36
MINISTRY OF FOOD	26	13	13	2	1	1	3	3	0	17	11	6	0	0	0	65	55	10
MINISTRY TOTAL	26	13	13	2	1	1	3	3	0	17	11	6	0	0	0	65	55	10
MINISTRY OF LABOUR AND EMPLOYMENT	17	10	7	0	0	0	0	0	0	16	8	8	0	0	0	51	39	12
MINISTRY TOTAL	17	10	7	0	0	0	0	0	0	16	8	8	0	0	0	51	39	12
MINISTRY OF FOREIGN AFFAIRS	141	82	59	0	0	0	0	0	0	80	117	-37	0	0	0	390	361	29
MINISTRY TOTAL	141	82	59	0	0	0	0	0	0	80	117	-37	0	0	0	390	361	29
MINISTRY OF CULTURAL AFFAIRS	5	3	2	0	0	0	0	0	0	3	1	2	0	0	0	36	28	8
MINISTRY TOTAL	5	3	2	0	0	0	0	0	0	3	1	2	0	0	0	36	28	8
CTG. HILL TRACTS AFFAIRS MINISTRY	1	0	1	0	0	0	0	0	0	15	12	3	0	0	0	25	23	2
MINISTRY TOTAL	1	0	1	0	0	0	0	0	0	15	12	3	0	0	0	25	23	2

3.3 Class-I employees of the ministries and divisions by grades (grade 6-9 and fixed grade), 2018

Ministries/Divisions	Tk.35500 (Fixed)			Tk.29000			Tk.23000			Tk.22000			FIXED			TOTAL		
	Sanc.	Exist.	Vacancy	Sanc.	Exist.	Vacancy	Sanc.	Exist.	Vacancy	Sanc.	Exist.	Vacancy	Sanc.	Exist.	Vacancy	Sanc.	Exist.	Vacancy
MINISTRY OF JUTE AND TEXTILE	20	6	14	0	0	0	0	0	0	3	2	1	0	0	0	43	33	10
MINISTRY TOTAL	20	6	14	0	0	0	0	0	0	3	2	1	0	0	0	43	33	10
MINISTRY OF LAND	24	8	16	0	0	0	0	0	0	9	9	0	0	0	0	47	36	11
MINISTRY TOTAL	24	8	16	0	0	0	0	0	0	9	9	0	0	0	0	47	36	11
MINISTRY OF PUBLIC ADMINISTRATION	36	16	20	0	0	0	0	0	0	29	25	4	0	0	0	142	135	7
PUBLIC SERVICE COMMISSION SECRETARIATE	28	28	0	0	0	0	0	0	0	51	39	12	0	0	0	107	91	16
MINISTRY TOTAL	64	44	20	0	0	0	0	0	0	80	64	16	0	0	0	249	226	23
MINISTRY OF HEALTH AND FAMILY WELFARE																		
MEDICAL EDU. AND FAMILY WELFARE DIVISION	1	0	1	0	0	0	0	0	0	43	16	27	0	0	0	66	63	3
HEALTH SERVICES DIVISION	45	13	32	0	7	-7	0	0	0	4	8	-4	0	0	0	78	87	-9
MINISTRY TOTAL	46	13	33	0	7	-7	0	0	0	47	24	23	0	0	0	144	150	-6
MINISTRY OF EDUCATION																		
TECNICAL AND MADRASHA EDUCATION DIVISION.	19	10	9	0	0	0	0	0	0	3	1	2	0	0	0	35	28	7
SECONDARY AND HIGHER EDUCATION DIVISION	38	6	32	1	1	0	0	0	0	7	4	3	0	0	0	72	53	19
MINISTRY TOTAL	57	16	41	1	1	0	0	0	0	10	5	5	0	0	0	107	81	26
PLANNING MINISTRY																		
STATISTICS & INFORMATICS DIVISION	14	6	8	0	0	0	0	0	0	3	0	3	0	0	0	26	23	3
PLANNING DIVISION	91	89	2	0	0	0	0	0	0	80	72	8	0	0	0	270	254	16
IMPLEMENTATION/MONITORING AND EVALUATION DIV.	40	35	5	0	0	0	0	0	0	47	22	25	0	0	0	129	102	27
MINISTRY TOTAL	145	130	15	0	0	0	0	0	0	130	94	36	0	0	0	425	379	46

3.3 Class-I employees of the ministries and divisions by grades (grade 6-9 and fixed grade), 2018

Ministries/Divisions	Tk.35500 (Fixed)			Tk.29000			Tk.23000			Tk.22000			FIXED			TOTAL		
	Sanc.	Exist.	Vacancy	Sanc.	Exist.	Vacancy	Sanc.	Exist.	Vacancy	Sanc.	Exist.	Vacancy	Sanc.	Exist.	Vacancy	Sanc.	Exist.	Vacancy
MINISTRY OF ROAD TRANSPORT AND BRIDGES																		
ROAD TRANSPORT AND HIGHWAYS DIVISION	31	7	24	3	2	1	0	0	0	1	8	-7	0	0	0	69	64	5
BRIDGES DIVISION	15	12	3	0	0	0	0	0	0	34	26	8	0	0	0	62	50	12
MINISTRY TOTAL	46	19	27	3	2	1	0	0	0	35	34	1	0	0	0	131	114	17
MINISTRY OF ENVIRONMENT, FOREST AND CLIMATE CHANGE																		
MINISTRY TOTAL	31	7	24	0	0	0	0	0	0	3	1	2	0	0	0	53	36	17
ELECTION COMMISSION SECRETARIATE																		
MINISTRY TOTAL	31	22	9	0	0	0	0	0	0	33	27	6	0	0	0	92	73	19
CABINET DIVISION																		
MINISTRY TOTAL	54	18	36	0	0	0	0	0	0	5	1	4	1	1	0	89	73	16
ANTI CORRUPTION COMMISSION																		
MINISTRY TOTAL	205	64	141	0	0	0	0	0	0	342	104	238	3	3	0	601	197	404
MINISTRY TOTAL	259	82	177	0	0	0	0	0	0	347	105	242	4	4	0	690	270	420
MINISTRY OF FINANCE																		
INTERNAL RESOURCES DIVISION	14	3	11	0	0	0	0	0	0	5	2	3	1	1	0	29	16	13
FINANCIAL INSTITUTION DIVI	25	3	22	0	0	0	0	0	0	2	2	0	0	0	0	40	24	16
FINANCE DIVISION	3	3	0	0	0	0	0	0	0	94	38	56	0	0	0	146	136	10
ECONOMIC RESOURCES DIVISION	6	9	-3	2	2	0	2	1	1	7	3	4	0	0	0	122	107	15
MINISTRY TOTAL	48	18	30	2	2	0	2	1	1	108	45	63	1	1	0	337	283	54
MINISTRY OF AGRICULTURE																		
MINISTRY TOTAL	44	17	27	0	0	0	0	0	0	13	10	3	0	0	0	82	57	25
MINISTRY OF YOUTH AND SPORTS																		
MINISTRY TOTAL	14	12	2	0	0	0	0	0	0	2	2	0	0	0	0	30	28	2

3.3 Class-I employees of the ministries and divisions by grades (grade 6-9 and fixed grade), 2018

Ministries/Divisions	Tk.35500 (Fixed)			Tk.29000			Tk.23000			Tk.22000			FIXED			TOTAL		
	Sanc.	Exist.	Vacancy	Sanc.	Exist.	Vacancy	Sanc.	Exist.	Vacancy	Sanc.	Exist.	Vacancy	Sanc.	Exist.	Vacancy	Sanc.	Exist.	Vacancy
MINISTRY OF RAILWAYS	22	5	17	0	0	0	0	0	0	4	8	-4	0	0	0	43	43	0
MINISTRY TOTAL	22	5	17	0	0	0	0	0	0	4	8	-4	0	0	0	43	43	0
PRIME MINISTER'S OFFICE	10	9	1	0	0	0	5	3	2	16	16	0	8	6	2	88	77	11
MINISTRY TOTAL	10	9	1	0	0	0	5	3	2	16	16	0	8	6	2	88	77	11
MINISTRY OF RELIGIOUS AFFAIRS	17	9	8	0	0	0	0	0	0	4	3	1	0	0	0	36	25	11
MINISTRY TOTAL	17	9	8	0	0	0	0	0	0	4	3	1	0	0	0	36	25	11
MINISTRY OF POWER ENERGY & MIN RESOURCES																		
POWER DIVISION	20	7	13	0	0	0	0	0	0	3	2	1	0	0	0	39	40	-1
ENERGY AND MINERAL RESOURCES DIV	1	1	0	1	1	0	0	0	0	2	0	2	0	0	0	46	31	15
MINISTRY TOTAL	21	8	13	1	1	0	0	0	0	5	2	3	0	0	0	85	71	14
MINISTRY OF COMMRC	33	13	20	7	17	-10	0	0	0	7	3	4	0	0	0	71	85	-14
MINISTRY TOTAL	33	13	20	7	17	-10	0	0	0	7	3	4	0	0	0	71	85	-14
MINISTRY OF WOMEN AND CHILDREN AFFAIRS	7	14	-7	7	5	2	0	0	0	7	1	6	0	0	0	42	39	3
MINISTRY TOTAL	7	14	-7	7	5	2	0	0	0	7	1	6	0	0	0	42	39	3
SHIPPING MINISTRY	5	10	-5	0	0	0	0	0	0	6	6	0	0	0	0	40	46	-6
MINISTRY TOTAL	5	10	-5	0	0	0	0	0	0	6	6	0	0	0	0	40	46	-6
PRESIDENT'S OFFICE																		
PUBLIC DIVISION	5	4	1	0	0	0	0	0	0	6	4	2	0	0	0	19	12	7
PERSONAL DIVISION	7	3	4	1	1	0	1	1	0	4	2	2	0	0	0	17	11	6
MINISTRY TOTAL	12	7	5	1	1	0	1	1	0	10	6	4	0	0	0	36	23	13

3.3 Class-I employees of the ministries and divisions by grades (grade 6-9 and fixed grade), 2018

Ministries/Divisions	Tk.35500 (Fixed)			Tk.29000			Tk.23000			Tk.22000			FIXED			TOTAL		
	Sanc.	Exist.	Vacancy	Sanc.	Exist.	Vacancy	Sanc.	Exist.	Vacancy	Sanc.	Exist.	Vacancy	Sanc.	Exist.	Vacancy	Sanc.	Exist.	Vacancy
MINISTRY OF POST TELECOM & INFORMATION TECH																		
POST AND TELECOMMUNICATION DIVISION	17	4	13	0	1	-1	0	0	0	5	3	2	0	0	0	34	29	5
INFORMATION & COMMUNICATION TECH DIV	20	7	13	0	0	0	0	0	0	3	3	0	0	0	0	36	39	-3
MINISTRY TOTAL	37	11	26	0	1	-1	0	0	0	8	6	2	0	0	0	70	68	2
MINISTRY OF LGRD AND CO- OPERATIVE																		
RURAL DEVELOPMENT AND CO-OPERATIVE DIVISION	1	0	1	13	5	8	0	0	0	5	4	1	0	0	0	32	26	6
LOCAL GOVERNMENT DIVISION	42	15	27	0	0	0	0	0	0	4	3	1	0	0	0	71	61	10
MINISTRY TOTAL	43	15	28	13	5	8	0	0	0	9	7	2	0	0	0	103	87	16
MINISTRY OF FISHERIES AND LIVESTOCK																		
MINISTRY TOTAL	26	9	17	0	0	0	0	0	0	3	1	2	0	0	0	44	37	7
MINISTRY OF DISASTER MANAGEMENT AND RELIEF																		
MINISTRY TOTAL	1	1	0	8	6	2	1	2	-1	2	5	-3	0	0	0	59	61	-2
MINISTRY OF WATER RESOURCES																		
MINISTRY TOTAL	3	5	-2	0	0	0	0	0	0	15	9	6	0	0	0	30	33	-3
MINISTRY OF CIVIL AVIATION AND TOURISM																		
MINISTRY TOTAL	17	5	12	0	0	0	0	0	0	3	2	1	0	0	0	31	26	5
INDUSTRIES MINISTRY																		
MINISTRY TOTAL	31	16	15	1	0	1	0	0	0	10	2	8	0	0	0	63	57	6
MINISTRY TOTAL	31	16	15	1	0	1	0	0	0	10	2	8	0	0	0	63	57	6
GRAND TOTAL	1715	863	852	57	56	1	13	11	2	1286	793	493	16	14	2	4810	3810	1000

3.4 Class-I employees of the departments and directorates by grades (grade 1-5), 2018

Department/Directorates	Tk. 78000			Tk. 66000			Tk. 56000			Tk. 50000			Tk. 43000		
	Sanc.	Exist.	Vacancy	Sanc.	Exist.	Vacancy	Sanc.	Exist.	Vacancy	Sanc.	Exist.	Vacancy	Sanc.	Exist.	Vacancy
MINISTRY OF AGRICULTURE															
AGRI INFORMATION SERVICE	0	0	0	0	0	0	0	0	0	1	1	0	2	2	0
COTTON DEV BOARD	1	1	0	0	0	0	2	1	1	4	0	4	5	5	0
DEPTT OF AGRI EXTENSION	1	1	0	8	8	0	29	29	0	16	16	0	316	286	30
DEPTT OF AGRI MARKETING	0	0	0	1	1	0	1	1	0	2	0	2	12	9	3
SEED CERTIFICATION AGENCY	0	0	0	1	0	1	10	8	2	0	0	0	78	64	14
SOIL RESOURCES DEV INSTITUTE	0	0	0	1	1	0	4	0	4	22	13	9	0	0	0
MINISTRY TOTAL	2	2	0	11	10	1	46	39	7	45	30	15	413	366	47
MINISTRY OF COMMERCE															
DTE OF CONSUMER RIGHTS	0	0	0	1	1	0	0	0	0	0	0	0	2	2	0
OFFI OF THE CHIEF CONT OF IMP AND EXP	0	0	0	1	0	1	1	0	1	3	2	1	2	1	1
REGISTRAR OF JOINT STOCK CO.S	0	0	0	1	1	0	0	0	0	0	0	0	1	1	0
MINISTRY TOTAL	0	0	0	3	2	1	1	0	1	3	2	1	5	4	1
MINISTRY OF CULTURAL AFFAIRS															
COPY RIGHT OFFICE DHAKA	0	0	0	0	0	0	0	0	0	1	1	0	0	0	0
DEPTT OF ARCHAEOLOGY	0	0	0	0	0	0	1	1	0	1	0	1	0	0	0
DEPTT OF PUBLIC LIBRARY	0	0	0	1	1	0	0	0	0	6	2	4	10	6	4
DTE OF ARCHIVES	0	0	0	1	1	0	2	2	0	0	0	0	0	0	0
MINISTRY TOTAL	0	0	0	2	2	0	3	3	0	8	3	5	10	6	4
MINISTRY OF DEFENCE															
A F I P, DHAKA CANTT.	0	0	0	0	0	0	0	0	0	0	0	0	0	0	0
AHQ, AGS BR (PA DTE)	0	0	0	0	0	0	0	0	0	0	0	0	2	0	2
AHQ, E IN C'S BR. WORKS DTE	0	0	0	0	0	0	0	0	0	1	1	0	0	0	0
ARMED FORCES FOOD & DRUGS LAB	0	0	0	0	0	0	0	0	0	0	0	0	1	0	1
ARMED FORCES MEDICAL COLLEGE	0	0	0	0	0	0	0	0	0	0	0	0	0	0	0
ARMED FORCES MEDICAL INSTITUTE, DHAKA CANTT.	0	0	0	0	0	0	0	0	0	0	0	0	0	0	0
ARMED FORCES MEDICAL STORES DEPOT DHAKA CANTT.	0	0	0	0	0	0	0	0	0	0	0	0	0	0	0
BANGLADESH AIR FORCE	0	0	0	0	0	0	0	0	0	0	0	0	3	2	1

3.4 Class-I employees of the departments and directorates by grades (grade 1-5), 2018

Department/Directorates	Tk. 78000			Tk. 66000			Tk. 56000			Tk. 50000			Tk. 43000		
	Sanc.	Exist.	Vacancy	Sanc.	Exist.	Vacancy	Sanc.	Exist.	Vacancy	Sanc.	Exist.	Vacancy	Sanc.	Exist.	Vacancy
MINISTRY OF DEFENCE															
BANGLADESH METEOROLOGICAL DEPTT	0	0	0	0	0	0	1	1	0	0	0	0	7	6	1
BANGLADESH ORDINANCE FACTORIES	0	0	0	0	0	0	2	0	2	4	3	1	0	0	0
BD ARMED SERVICES BOARD (BASB)	0	0	0	0	0	0	0	0	0	0	0	0	15	10	5
CONTROLLER GENERAL DEFENCE FINANCE	1	1	0	0	0	0	5	5	0	1	1	0	14	13	1
DEFENCE SERVICES COMMAND & STAFF COLLEGE	0	0	0	0	0	0	0	0	0	0	0	0	1	1	0
DEPTT OF CYPHER	0	0	0	0	0	0	0	0	0	0	0	0	1	1	0
DTE GENERAL MEDICAL SERVICES	0	0	0	0	0	0	0	0	0	0	0	0	1	1	0
DTE GENERAL DEFENCE PURCHASE	0	0	0	0	0	0	0	0	0	0	0	0	1	1	0
DTE OF BD NATIONAL CADET CORPS	0	0	0	1	0	1	0	0	0	0	0	0	1	0	1
DTE OF CIVILIAN PERSONNEL (NAVAL HQ)	0	0	0	0	0	0	0	0	0	1	1	0	2	2	0
DTE OF INTER SERVICE PUB RELATION	0	0	0	0	0	0	0	0	0	0	0	0	1	1	0
DW (ARMY)	0	0	0	1	1	0	1	1	0	9	11	-2	0	0	0
DW AND CE (AIR) KURMITOLA	0	0	0	0	0	0	1	1	0	2	2	0	7	3	4
DW AND CE (NAVY)	0	0	0	0	0	0	0	0	0	2	3	-1	0	0	0
DTE OF MILITARY LANDS & CANTONMENT	0	0	0	1	1	0	2	2	0	0	0	0	6	6	0
MILITARY INST OF SCIENCE & TECHNOLOGY	0	0	0	0	0	0	30	5	25	20	0	20	0	0	0
MODC RECORDS, RAJENDRAPUR CANTT	0	0	0	0	0	0	0	0	0	0	0	0	0	0	0
NATIONAL DEFENCE COLLEGE, MIRPUR	0	0	0	0	0	0	2	2	0	0	0	0	0	0	0
OFFICE OF THE CHIEF ADMN OFFICER	0	0	0	0	0	0	2	2	0	5	4	1	18	11	7
SURVEY OF BANGLADESH	0	0	0	1	0	1	0	0	0	0	0	0	2	2	0
MINISTRY TOTAL	1	1	0	4	2	2	46	19	27	45	26	19	83	60	23

3.4 Class-I employees of the departments and directorates by grades (grade 1-5), 2018

Department/Directorates	Tk. 78000			Tk. 66000			Tk. 56000			Tk. 50000			Tk. 43000		
	Sanc.	Exist.	Vacancy	Sanc.	Exist.	Vacancy	Sanc.	Exist.	Vacancy	Sanc.	Exist.	Vacancy	Sanc.	Exist.	Vacancy
MINISTRY OF DISASTER MANAGEMENT AND RELIEF															
DEPPT OF DISASTER MANAGEMENT	0	0	0	1	1	0	0	0	0	28	21	7	2	1	1
DTE GENERAL OF RELIEF	0	0	0	1	1	0	0	0	0	0	0	0	8	7	1
MINISTRY TOTAL	0	0	0	2	2	0	0	0	0	28	21	7	10	8	2
MINISTRY OF EDUCATION															
DTE OF INSPECTION	0	0	0	0	0	0	1	1	0	1	1	0	4	2	2
DTE OF SECONDARY & HIGHER EDUCATION BUREAU OF EDU INFORM	0	0	0	0	0	0	0	0	0	3	1	2	1	0	1
SECONDARY AND HIGHER EDUCATION DIVISION															
DTE OF SECONDARY & HIGHER EDUCATION	1	1	0	0	0	0	3320	3110	210	5	6	-1	2227	2107	120
EDUCATION ENGINEERING DEPTT	0	0	0	0	0	0	3	1	2	8	6	2	0	0	0
INTERNATIONAL MOTHER LANGUAGE INSTITUTE	0	0	0	1	1	0	0	0	0	0	0	0	2	2	0
NATIONAL ACADEMY FOR EDU MANAG (NAEM)	0	0	0	1	2	-1	4	3	1	0	0	0	7	7	0
OFFICE OF THE CHIEF ACCOUNTS	0	0	0	0	0	0	0	0	0	0	0	0	1	1	0
TECHNICAL AND MADRASAH EDUCATION DIVISION															
DTE OF TECHNICAL EDUCATION	0	0	0	1	0	1	53	30	23	57	43	14	211	137	74
MINISTRY TOTAL	1	1	0	3	3	0	3381	3145	236	74	57	17	2453	2256	197
ELECTION COMMISSION SECRETARIAT															
DEPUTY ELECTION COMMISSION OFFICE	0	0	0	0	0	0	0	0	0	10	8	2	19	19	0
MINISTRY TOTAL	0	0	0	0	0	0	0	0	0	10	8	2	19	19	0
MINISTRY OF MANPOWER EMP															
EXPATRIATES WELFARE AND OVERSEAS EMPL	0	0	0	1	1	0	1	1	0	2	1	1	24	9	15
MINISTRY TOTAL	0	0	0	1	1	0	1	1	0	2	1	1	24	9	15

3.4 Class-I employees of the departments and directorates by grades (grade 1-5), 2018

Departments/Directorates	Tk. 78000			Tk. 66000			Tk. 56000			Tk. 50000			Tk. 43000		
	Sanc.	Exist.	Vacancy	Sanc.	Exist.	Vacancy	Sanc.	Exist.	Vacancy	Sanc.	Exist.	Vacancy	Sanc.	Exist.	Vacancy
MINISTRY OF FINANCE															
FINANCE DIVISION															
COMMERCIAL AUDIT DIRECTORATE	0	0	0	0	0	0	1	1	0	0	0	0	1	1	0
CONTROLLER GENERAL, DHAKA	1	1	0	3	3	0	2	2	0	10	10	0	77	75	2
COMPTROLLER GENERAL OF ACCOUNTS, DHAKA	1	1	0	0	0	0	0	0	0	6	6	0	24	24	0
DEFENCE AUDIT DEPARTMENT	0	0	0	0	0	0	1	1	0	0	0	0	1	1	0
DIRECTORATE OF CIVIL AUDIT	0	0	0	0	0	0	1	2	-1	0	0	0	1	1	0
FINANCIAL MANAGEMENT ACADEMY (FIMA)	0	0	0	1	1	0	0	0	0	0	0	0	2	2	0
FOREIGN AIDED PROJECTS AUDIT DIRECTORATE	0	0	0	0	0	0	1	1	0	0	0	0	1	1	0
LOCAL & REVENUE AUDIT DIRECTORATE	0	0	0	0	0	0	1	1	0	2	2	0	0	0	0
MISSION AUDIT DIRECTORATE	0	0	0	0	0	0	1	1	0	0	0	0	1	1	0
MONITORING CELL	0	0	0	1	1	0	2	2	0	0	0	0	3	2	1
PERFORMANCE AUDIT DIRECTORATE/413	0	0	0	0	0	0	0	0	0	1	1	0	1	1	0
POST, TELEGRAPHS & TELEPHONES AUDIT DIRECTORATE	0	0	0	0	0	0	1	1	0	0	0	0	1	1	0
RAILWAY AUDIT DIRECTORATE	0	0	0	0	0	0	1	1	0	0	0	0	1	1	0
WORKS AUDIT DIRECTORATE	0	0	0	0	0	0	1	1	0	0	0	0	1	1	0
INTERNAL RESOURCES DIVISION															
CUSTOM EXCISE APPELLATE TRIBUNAL	4	4	0	5	5	0	0	0	0	0	0	0	1	1	0
DTE OF NATIONAL SAVINGS	0	0	0	1	1	0	0	0	0	0	0	0	5	2	3
NATIONAL BOARD OF REVENUE (BOARD OF ADMIN)	0	1	-1	17	15	2	80	66	14	31	24	7	313	255	58
NATIONAL BOARD OF REVENUE (EXCISE & VAT)	0	0	0	0	0	0	34	28	6	59	29	30	62	33	29
NATIONAL BOARD OF REVENUE (TAXES), DHAKA	0	0	0	0	0	0	0	0	0	0	0	0	0	0	0
TAXES APPELLATE TRIBUNAL, DHAKA	0	0	0	1	1	0	15	14	1	0	0	0	1	0	1
MINISTRY TOTAL	6	7	-1	29	27	2	142	122	20	109	72	37	497	403	94

3.4 Class-I employees of the departments and directorates by grades (grade 1-5), 2018

Departments/Directorates	Tk. 78000			Tk. 66000			Tk. 56000			Tk. 50000			Tk. 43000		
	Sanc.	Exist.	Vacancy	Sanc.	Exist.	Vacancy	Sanc.	Exist.	Vacancy	Sanc.	Exist.	Vacancy	Sanc.	Exist.	Vacancy
MINISTRY OF FISHERIES AND LIVESTOCK															
DEPT OF FISHERIES AND LIVESTOCK INFOR	0	0	0	0	0	0	0	0	0	2	2	0	0	0	0
DEPTT OF FISHERIES	0	0	0	1	0	1	9	1	8	28	21	7	154	128	26
DEPTT OF LIVESTOCK SERVICES	1	1	0	0	0	0	29	5	24	30	16	14	259	229	30
MINISTRY TOTAL	1	1	0	1	0	1	38	6	32	60	39	21	413	357	56
MINISTRY OF FOOD															
DIRECTOR GENERAL OF FOOD	0	0	0	2	2	0	1	1	0	8	8	0	23	22	1
MINISTRY TOTAL	0	0	0	2	2	0	1	1	0	8	8	0	23	22	1
MINISTRY OF FOREIGN AFFAIRS															
STATE GUEST HOUSE PADMA, MEGHNA, SUGANDHA	0	0	0	0	0	0	0	0	0	0	0	0	0	0	0
MINISTRY TOTAL	0	0	0	0	0	0	0	0	0	0	0	0	0	0	0
MINISTRY OF HEALTH AND FAMILY WELFARE															
DIRECTORATE OF NURSING	0	0	0	0	0	0	1	1	0	13	5	8	9	0	9
DTE GENERAL OF HEALTH SERVICES (DGHS)	1	1	0	7	6	1	774	518	256	1232	1161	71	866	883	-17
DTE OF DRUG ADMN DHAKA CTG	1	1	0	0	0	0	4	0	4	0	0	0	7	7	0
HEALTH SERVICES DIVISION															
65 CIVIL SURGEON OFFICE	0	0	0	0	0	0	0	0	0	0	0	0	181	175	6
CENT SKIN H CENT CTG	0	0	0	0	0	0	0	0	0	0	0	0	1	1	0
CONSTRUCTION MANAGEMENT UNIT	0	0	0	0	0	0	1	1	0	3	3	0	0	0	0
HEALTH ENGINEERING DEPARMENT (HED)	0	0	0	0	0	0	2	2	0	11	6	5	1	1	0
NATIONAL ELECTRO MED EQUIPMENT W/SHOP CENT	0	0	0	0	0	0	0	0	0	1	1	0	0	0	0
NATIONAL INST OF PRE SOCIAL MEDICAL	0	0	0	1	1	0	12	5	7	34	10	24	0	0	0
SHAHID SOHRAWARDI HOSPITAL	0	0	0	0	0	0	4	4	0	1	1	0	6	6	0

3.4 Class-I employees of the departments and directorates by grades (grade 1-5), 2018

Departments/Directorates	Tk. 78000			Tk. 66000			Tk. 56000			Tk. 50000			Tk. 43000		
	Sanc.	Exist.	Vacancy	Sanc.	Exist.	Vacancy	Sanc.	Exist.	Vacancy	Sanc.	Exist.	Vacancy	Sanc.	Exist.	Vacancy
MINISTRY OF HEALTH AND FAMILY WELFARE															
TRANSPORT & EQUIPMENT ORG (TEMO)	0	0	0	0	0	0	0	0	0	0	0	0	0	0	0
MEDICAL EDU AND FAMILY WELFARE DIVISION															
DEPTT OF FAMILY PLANNING	0	0	0	1	1	0	0	0	0	20	17	3	89	0	89
INST OF PUBLIC HEALTH	0	0	0	0	0	0	1	1	0	4	3	1	8	7	1
NATIONAL INST OF CARDIO VASCULAR DISEASES	0	0	0	0	0	0	17	16	1	25	21	4	1	1	0
NIPORT	0	0	0	1	1	0	3	3	0	0	0	0	1	1	0
MINISTRY TOTAL	2	2	0	10	9	1	819	551	268	1344	1228	116	1170	1082	88
MINISTRY OF HOME AFFAIRS															
PUBLIC SECURITY DIVISION															
ANSAR AND V D P DEPTT	1	1	0	2	2	0	0	0	0	6	6	0	50	36	14
BANGLADESH COAST GUARD	1	1	0	1	1	0	8	6	2	27	11	16	73	24	49
INVESTIGATION AGENCY	2	2	0	1	1	0	1	0	1	0	0	0	0	0	0
INVESTIGATION AGENCY-ICT BD	6	14	-8	1	1	0	1	1	0	0	0	0	0	0	0
SECURITY SERVICES DIVISION															
BORDER GUARD BANGLADESH	0	0	0	0	0	0	0	0	0	1	0	1	15	7	8
DEPTT OF FIRE SERVICES DEFENCE	0	0	0	0	0	0	1	1	0	0	0	0	3	3	0
DEPTT OF IMMIGRATION	0	0	0	1	1	0	2	2	0	9	8	1	0	0	0
DEPTT OF NARCOTICS CONTROL	0	0	0	1	1	0	2	2	0	5	4	1	15	2	13
DIRECTORATE OF PRISONS	0	0	0	1	1	0	0	0	0	2	1	1	8	8	0
NATIONAL TELECOMMUNICATION MONITORING CENTRE	0	0	0	1	2	-1	1	1	0	3	1	2	3	2	1
POLICE DIRECTORATE	2	1	1	77	73	4	16	18	-2	117	88	29	501	701	-200
MINISTRY TOTAL	12	19	-7	86	83	3	32	31	1	170	119	51	668	783	-115

3.4 Class-I employees of the departments and directorates by grades (grade 1-5), 2018

Departments/Directorates	Tk. 78000			Tk. 66000			Tk. 56000			Tk. 50000			Tk. 43000		
	Sanc.	Exist.	Vacancy	Sanc.	Exist.	Vacancy	Sanc.	Exist.	Vacancy	Sanc.	Exist.	Vacancy	Sanc.	Exist.	Vacancy
MINISTRY OF HOUSING AND PUBLIC WORKS															
COMMISSIONER OFFICE SETTLEMENT	0	0	0	0	0	0	0	0	0	3	3	0	8	6	2
DEPTT OF AGCHITECTURE	0	0	0	1	1	0	1	1	0	6	2	4	17	14	3
DTE OF GOVT ACCOMODATION	0	0	0	0	0	0	0	0	0	0	0	0	1	1	0
DTE OF INTERNAL AUDIT	0	0	0	0	0	0	0	0	0	0	0	0	1	1	0
DTE OF URBAN DEVELOPMENT	0	0	0	1	0	1	0	0	0	2	2	0	0	1	-1
PUBLIC WORKS DEPTT	0	0	0	1	1	0	16	14	2	47	40	7	162	130	32
MINISTRY TOTAL	0	0	0	3	2	1	17	15	2	58	47	11	189	153	36
MINISTRY OF INDUSTRIES															
BOILER INSPECTION OFFICE	0	0	0	0	0	0	0	0	0	0	0	0	1	1	0
NATIONAL PRODUCTIVITY ORGANISATION	0	0	0	0	0	0	0	0	0	0	0	0	1	1	0
PATENTS, DESIGN MARKS OFFICE	0	0	0	1	1	0	0	0	0	0	0	0	4	4	0
MINISTRY TOTAL	0	0	0	1	1	0	0	0	0	0	0	0	6	6	0
MINISTRY OF INFORMATION															
BANGLADESH FLIM ARCHIVES	0	0	0	0	0	0	1	2	-1	0	0	0	1	1	0
DEPTT OF FILMS	0	0	0	1	1	0	0	0	0	0	0	0	5	5	0
DEPTT OF MASS COMMUNICATION	0	0	0	0	0	0	1	1	0	0	0	0	3	3	0
FILM CENSOR BOARD	1	1	0	0	0	0	0	0	0	1	1	0	0	0	0
NATIONAL BROAD AUTH (BD BETER)	0	0	0	1	1	0	4	4	0	31	27	4	57	52	5
NATIONAL BROADCASTING AUTH (BD TELEVISION)	0	0	0	1	1	0	3	3	0	18	9	9	51	21	30
NATIONAL INST OF MASS COMMUNICATION	0	0	0	1	1	0	1	1	0	8	7	1	0	0	0
PRESS INFORMATION DEPTT	0	0	0	1	1	0	1	1	0	3	3	0	5	5	0
MINISTRY TOTAL	1	1	0	5	5	0	11	12	-1	61	47	14	122	87	35
MINISTRY OF JUTE AND TEXTILE															
DEPTT OF TEXTILE	0	0	0	1	1	0	11	3	8	0	0	0	22	12	10
DIRECTORATE OF JUTE	0	0	0	1	1	0	2	2	0	0	0	0	4	3	1
MINISTRY TOTAL	0	0	0	2	2	0	13	5	8	0	0	0	26	15	11

3.4 Class-I employees of the departments and directorates by grades (grade 1-5), 2018

Departments/Directorates	Tk. 78000			Tk. 66000			Tk. 56000			Tk. 50000			Tk. 43000		
	Sanc.	Exist.	Vacancy	Sanc.	Exist.	Vacancy	Sanc.	Exist.	Vacancy	Sanc.	Exist.	Vacancy	Sanc.	Exist.	Vacancy
MINISTRY OF LABOUR AND EMPLOYMENT															
DEPARTMENT OF INSPECTION FOR FACTORIES	0	0	0	1	1	0	1	1	0	0	0	0	4	4	0
DTE OF LABOUR	0	0	0	1	1	0	1	1	0	0	0	0	0	0	0
LABOUR APPELATE TRIBUNAL															
LABOUR COURT	9	9	0	0	0	0	0	0	0	0	0	0	0	0	0
MINIMUM WAGES BOARD	0	0	0	0	0	0	1	1	0	0	0	0	0	0	0
NSDC SECRETARIAT	0	0	0	0	0	0	1	1	0	2	2	0	4	4	0
MINISTRY TOTAL	9	9	0	2	2	0	4	4	0	2	2	0	8	8	0
MINISTRY OF LAND															
BOARD OF LAND APPEAL	0	0	0	3	3	0	0	0	0	1	1	0	3	3	0
CONTROLLER OF ACCOUNTS (REV)	0	0	0	0	0	0	0	0	0	0	0	0	0	0	0
DEPTT OF LAND RECORDS	0	0	0	1	1	0	3	3	0	0	0	0	60	28	32
LAND ADMINISTRATION TRNG CENTRE	0	0	0	0	0	0	1	1	0	2	1	1	1	0	1
LAND REFORMS BOARD	1	1	0	2	2	0	0	0	0	11	11	0	0	0	0
MINISTRY TOTAL	1	1	0	6	6	0	4	4	0	14	13	1	64	31	33
MINISTRY OF LAW JUSTICE AND PAR AFFAIRS															
LAW & JUSTICE DIVISION															
ADMIN GEN, OFF TRUSTEE & OFF RECEIVER OFFICE	0	0	0	0	0	0	1	0	1	0	0	0	0	0	0
ADMINISTRATIVE TRIBUNAL	0	0	0	0	0	0	4	4	0	0	0	0	1	1	0
ADMIN APPELLATE TRIBUNAL	0	0	0	2	2	0	0	0	0	0	0	0	1	1	0
ANTI-TERRORISM ADDITIONAL TRIBUNAL	0	0	0	0	0	0	0	0	0	0	0	0	0	0	0
BABGLADESH BAR COUNCIL	0	0	0	1	1	0	1	1	0	0	0	0	0	0	0
BANGLADESH JUDICIAL SERVICE COMMISSION SECTT	1	1	0	4	3	1	0	0	0	0	0	0	2	2	0
BANGLADESH LAW COMMISSION	0	0	0	0	0	0	0	0	0	2	1	1	4	2	2
DEPARTMENT OF REGISTRATION	1	1	0	0	0	0	0	0	0	0	0	0	1	0	1

3.4 Class-I employees of the departments and directorates by grades (grade 1-5), 2018

Departments/Directorates	TK. 78000			TK. 66000			TK. 56500			TK. 50000			TK. 43000		
	Sanc.	Exist.	Vacancy	Sanc.	Exist.	Vacancy	Sanc.	Exist.	Vacancy	Sanc.	Exist.	Vacancy	Sanc.	Exist.	Vacancy
MINISTRY OF LAW, JUSTICE AND PAR AFFAIRS															
LAW & JUSTICE DIVISION															
DRUTHO BICHAR TRIBUNAL	0	0	0	5	5	0	0	0	0	0	0	0	0	0	0
INTERNATIONAL CRIMES TRIBUNAL (ICT-BD), DHAKA	1	1	0	0	0	0	0	0	0	2	2	0	3	2	1
JANA NIRAPATTA BIGNAKARI APORADH DAMAN TRIBUNAL	0	0	0	6	6	0	0	0	0	0	0	0	0	0	0
JUDICIAL ADMINISTRATION TRAINING INSTITUE	0	0	0	1	1	0	3	3	0	0	0	0	3	4	-1
LAND SURVEY TRIBUNAL, TANGAIL	0	0	0	0	0	0	1	1	0	0	0	0	0	0	0
LOWER COURT OF LAW AND JUSTICE DIVISION	0	0	0	401	340	61	88	42	46	40	39	1	1122	726	396
LAND SURVEY TRIBUNAL, FARIDPUR	0	0	0	0	0	0	1	0	1	0	0	0	0	0	0
LAND SURVEY TRIBUNAL, JESSORE	0	0	0	0	0	0	1	1	0	0	0	0	0	0	0
LAND SURVEY TRIBUNAL, NOAKHALI	0	0	0	0	0	0	1	1	0	0	0	0	0	0	0
LAND SURVEY TRIBUNAL, PABNA	0	0	0	0	0	0	1	1	0	0	0	0	0	0	0
NARI-O-SHISHU NIRJATAN DAMAN TRIBUNAL	0	0	0	29	27	2	0	0	0	0	0	0	0	0	0
NATIONAL LEGAL AID SERVICES ORGANISATION	1	1	0	0	0	0	0	0	0	0	0	0	2	2	0
OFFICE OF THE ATTORNEY GENERAL	0	0	0	0	0	0	0	0	0	0	0	0	0	0	0
OFFICE OF THE ENVIRONMENT COURT, DHAKA	0	0	0	2	2	0	0	0	0	0	0	0	0	0	0
SUPREME COURT APPELATE. DIV	0	0	0	1	1	0	0	0	0	0	0	0	0	0	0
SUPREME COURT HIGH COURT. DIV	0	0	0	0	0	0	0	0	0	2	0	0	1	1	0
MINISTRY TOTAL	4	4	0	452	388	64	102	54	48	44	42	2	1140	741	399

3.4 Class-I employees of the departments and directorates by grades (grade 1-5), 2018

Departments/Directorates	TK. 78000			TK. 66000			TK. 56500			TK. 50000			TK. 43000		
	Sanc.	Exist.	Vacancy	Sanc.	Exist.	Vacancy	Sanc.	Exist.	Vacancy	Sanc.	Exist.	Vacancy	Sanc.	Exist.	Vacancy
MINISTRY OF LGRD AND CO-OPERATIVE															
LOCAL GOVERNMENT DIVISION															
DHAKA MOSQUITO CONTROL	0	0	0	0	0	0	0	0	0	0	0	0	1	1	0
LOCAL GOVT ENGINEERING DEPARTMENT	1	1	0	0	0	0	5	6	-1	35	14	21	181	160	21
NATIONAL INSTITUTE OF LOCAL GOVERNMENT (NILG)	0	0	0	1	1	0	0	0	0	4	3	1	4	5	-1
PUBLIC HEALTH ENGINEERING DEPTT	1	0	1	0	0	0	3	0	3	15	9	6	91	12	79
RURAL DEVELOPMENT AND CO-OPERATIVE DIVISION															
DEPTT OF CO-OPERATIVES	0	0	0	1	1	0	0	0	0	5	4	1	18	12	6
MINISTRY TOTAL	2	1	1	2	2	0	8	6	2	59	30	29	295	190	105
MINISTRY OF POST TELECOM & INFORMATIION TECH															
INFORMATION & COMMUNICATION TECH DIV															
INFORMATION & COMMUNICATION TECH DTE	0	0	0	3	3	0	3	3	0	9	6	3	12	9	3
INFORMATION & COMMUNICATION DIRECTORATE	0	0	0	1	1	0	2	1	1	2	2	0	0	0	0
POST & TELECOMMUNICATION DIVISION															
BANGLADESH POST OFFICE	0	0	0	1	1	0	12	9	3	12	12	0	19	13	6
BD TELECOMMUNICATION REGULATORY COMMISSION	0	0	0	0	0	0	5	5	0	10	5	5	27	8	19
MINISTRY TOTAL	0	0	0	5	5	0	22	18	4	33	25	8	58	30	28
MINISTRY OF ENVIRONMENT, FOREST AND CLIMATE CHANGE															
BANGLADESH NATIONAL HERBARIUM															
BANGLADESH NATIONAL HERBARIUM	0	0	0	0	0	0	1	1	0	3	1	2	0	0	0
BD FOREST RESEARCH INST CTG	0	0	0	1	0	1	2	0	2	18	9	9	0	0	0
DEPTT OF FOREST	1	1	0	0	0	0	4	1	3	11	3	8	68	27	41
ENVIRONMENT DEPTT	1	1	0	0	0	0	1	1	0	21	16	5	0	0	0
MINISTRY TOTAL	2	2	0	1	0	1	8	3	5	53	29	24	68	27	41

3.4 Class-I employees of the departments and directorates by grades (grade 1-5), 2018

Departments/Directorates	TK. 78000			TK. 66000			TK. 56500			TK. 50000			TK. 43000		
	Sanc.	Exist.	Vacancy	Sanc.	Exist.	Vacancy	Sanc.	Exist.	Vacancy	Sanc.	Exist.	Vacancy	Sanc.	Exist.	Vacancy
MINISTRY OF PUBLIC ADMINISTRATION															
BANGLADESH EMPLOYEES WELFARE BOARD	1	1	0	0	0	0	0	0	0	0	0	0	10	2	8
BD CIVIL SERVICES (ADMN) ACADEMY	1	1	0	4	4	0	4	0	4	0	0	0	6	6	0
DEPTT OF PRINTING, STATIONARY, FORMS	0	0	0	1	1	0	0	0	0	0	0	0	7	7	0
DEPTT OF GOVT. TRANSPORT	0	0	0	1	1	0	0	0	0	1	1	0	1	6	-5
OFFICE OF THE CHIEF ACCOUNTS OFFICER	0	0	0	0	0	0	0	0	0	0	0	0	4	2	2
SARKARI KARMACHARI HOSPITAL DHAKA	0	0	0	0	0	0	0	0	0	1	1	0	16	13	3
MINISTRY TOTAL	2	2	0	6	6	0	4	0	4	2	2	0	44	36	8
MINISTRY OF RAILWAYS															
BANGLADESH RAILWAY	1	1	0	7	7	0	28	22	6	55	53	2	103	94	9
RAILWAY INSPECTION DEPTT	0	0	0	0	0	0	1	1	0	0	0	0	0	0	0
MINISTRY TOTAL	1	1	0	7	7	0	29	23	6	55	53	2	103	94	9
MINISTRY OF ROAD TRANSPORT AND BRIDGES															
BRIDGES DIVISION															
BANGLADESH BRIDGES AUTHORITY	1	1	0	0	0	0	4	4	0	7	7	0	0	0	0
ROAD TRANSPORT AND HIGHWAYS DIVISION															
BD ROAD TRANSPORT AUTHORITY	0	0	0	1	1	0	0	0	0	7	5	2	0	0	0
ROADS DEPTT	1	1	0	0	0	0	15	6	9	52	28	24	114	108	6
MINISTRIAL TOTAL	2	2	0	1	1	0	19	10	9	66	40	26	114	108	6
MINISTRY OF PLANNING															
STATISTICS & INFORMATION DIVISION															
BANGLADESH BUREAU OF STATISTICS	0	0	0	1	1	0	1	1	0	10	8	2	23	21	2
MINISTRY TOTAL	0	0	0	1	1	0	1	1	0	10	8	2	23	21	2

3.4 Class-I employees of the departments and directorates by grades (grade 1-5), 2018

Departments/Directorates	TK. 78000			TK. 66000			TK. 56500			TK. 50000			TK. 43000		
	Sanc.	Exist.	Vacancy	Sanc.	Exist.	Vacancy	Sanc.	Exist.	Vacancy	Sanc.	Exist.	Vacancy	Sanc.	Exist.	Vacancy
MINISTRY OF POWER ENERGY AND MIN RESOURCES															
ENERGY AND MIN RESOURCES DIV															
BANGLADESH PETROLEUM INSTITUTE	0	0	0	1	1	0	0	0	0	2	0	2	1	1	0
BUREAU OF MINERAL DEVELOPMENT	0	0	0	0	0	0	1	1	0	0	0	0	2	0	2
DEPTT OF EXPLOSIVES	0	0	0	0	0	0	0	0	0	0	0	0	1	1	0
GEOLOGICAL SURVEY OF BANGLADESH	0	0	0	1	0	1	2	0	2	17	14	3	0	0	0
POWER DIVISION															
ELC ADV ELEC INSPECTOR	0	0	0	0	0	0	1	1	0	0	0	0	0	0	0
ENERGY AUDIT CELL	0	0	0	0	0	0	2	0	2	4	0	4	0	0	0
POWER CELL	0	0	0	1	1	0	0	0	0	4	4	0	5	4	1
MINISTRY TOTAL	0	0	0	3	2	1	6	2	4	27	18	9	9	6	3
MINISTRY OF PRIMARY AND MASS EDUCATION															
COMPULSORY PRIMARY EDN IMPL UNIT	0	0	0	1	1	0	0	0	0	10	6	4	0	0	0
DIRECTORATE OF NON-FORMAL EDUCATION	0	0	0	1	1	0	2	2	0	3	3	0	1	1	0
DTE OF PRIMARY EDUCATION	1	1	0	0	0	0	6	6	0	1	0	1	17	16	1
NATIONAL ACADEMY FOR PRIMARY EDUCATION, MYMENSINGH	0	0	0	0	0	0	0	0	0	1	1	0	8	6	2
MINISTRY TOTAL	1	1	0	2	2	0	8	8	0	15	10	5	26	23	3
PRIME MINISTER'S OFFICE															
BOARD OF INVESTMENT	1	1	0	6	3	3	0	0	0	0	0	0	17	11	6
BUREAU OF NGO AFFAIRS	0	0	0	0	0	0	1	1	0	0	0	0	5	2	3
NATIONAL SECURITY INTELLIGENCE	1	1	0	9	9	0	0	0	0	8	7	1	353	327	26
SPECIAL SECURITY FORCE	0	0	0	0	0	0	0	0	0	0	0	0	0	0	0
MINISTRY TOTAL	2	2	0	15	12	3	1	1	0	8	7	1	375	340	35

3.4 Class-I employees of the departments and directorates by grades (grade 1-5), 2018

Departments/Directorates	TK. 78000			TK. 66000			TK. 56500			TK. 50000			TK. 43000		
	Sanc.	Exist.	Vacancy	Sanc.	Exist.	Vacancy	Sanc.	Exist.	Vacancy	Sanc.	Exist.	Vacancy	Sanc.	Exist.	Vacancy
MINISTRY OF RELIGIOUS AFFAIRS															
BANGLADESH HAJJ MISSION, MAKKAH AL-MUKARAMAH, K. S	0	0	0	0	0	0	0	0	0	1	1	0	0	0	0
CONSUL GEN OF BD JEDDAH (HAJJ)	0	0	0	0	0	0	1	1	0	0	0	0	1	1	0
HAJJ OFFICE DHAKA	0	0	0	0	0	0	0	0	0	1	1	0	0	0	0
MINISTRY TOTAL	0	0	0	0	0	0	1	1	0	2	2	0	1	1	0
MINISTRY OF SCIENCE AND TECHNOLOGY															
NATIONAL MUSEUM OF SCI	0	0	0	0	0	0	0	0	0	1	1	0	3	3	0
MINISTRY TOTAL	0	0	0	0	0	0	0	0	0	1	1	0	3	3	0
MINISTRY OF SHIPPING															
DEEP SEA PORT CELL	0	0	0	0	0	0	0	0	0	1	1	0	0	0	0
DEPTT OF SHIPPING OF INLAND SHIPS	0	0	0	1	1	0	2	2	0	6	3	3	1	1	0
DTE OF SEAMEN WEL CTG	0	0	0	0	0	0	0	0	0	0	0	0	1	1	0
ENGG OFFICE DHAKA	0	0	0	0	0	0	0	0	0	0	0	0	1	1	0
ENGG OFFICE NGN.	0	0	0	0	0	0	0	0	0	0	0	0	1	1	0
ENGG AND SHIP SURVEY OFFICE, KHULNA	0	0	0	0	0	0	0	0	0	1	1	0	0	0	0
GOVT SHIPPING OFFICE CTG	0	0	0	0	0	0	0	0	0	0	0	0	0	0	0
MARINE ACADEMY CHITTAGONG	0	0	0	0	0	0	1	1	0	11	6	5	11	6	5
MERCANTILE MARINE DEPT CTG	0	0	0	0	0	0	1	1	0	4	2	2	0	0	0
NATIONAL MARITIME INSTITUTE, CTG	0	0	0	0	0	0	0	0	0	0	0	0	1	1	0
SEMENS TRAINING CENTER CTG	0	0	0	0	0	0	0	0	0	0	0	0	1	1	0
MINISTRY TOTAL	0	0	0	1	1	0	4	4	0	23	13	10	17	12	5

3.4 Class-I employees of the departments and directorates by grades (grade 1-5), 2018

Departments/Directorates	TK. 78000			TK. 66000			TK. 56500			TK. 50000			TK. 43000		
	Sanc.	Exist.	Vacancy	Sanc.	Exist.	Vacancy	Sanc.	Exist.	Vacancy	Sanc.	Exist.	Vacancy	Sanc.	Exist.	Vacancy
MINISTRY OF SOCIAL WELFARE															
DEPTT OF SOCIAL SERVICES	0	0	0	1	1	0	0	0	0	4	3	1	9	8	1
MINISTRY TOTAL	0	0	0	1	1	0	0	0	0	4	3	1	9	8	1
MINISTRY OF WOMEN AND CHILDREN															
DEPTT OF WOMENS AFFAIRS	0	0	0	0	0	0	1	1	0	1	1	0	2	1	1
MINISTRY TOTAL	0	0	0	0	0	0	1	1	0	1	1	0	2	1	1
MINISTRY OF YOUTH AND SPORTS															
BARISAL DIVISIONAL EDUCATION COLLEGE	0	0	0	0	0	0	0	0	0	1	1	0	1	0	1
CHITTAGONG DIVISIONAL EDUCATION COLLEGE	0	0	0	0	0	0	0	0	0	1	0	1	0	0	0
DEPTT OF YOUTH DEVELOPMENT	0	0	0	0	0	0	1	1	0	0	0	0	6	5	1
DHAKA PHYSICAL EDUCATION COLLEGE	0	0	0	0	0	0	0	0	0	6	4	2	0	0	0
DISTRICT SPORTS OFFICE	0	0	0	0	0	0	0	0	0	0	0	0	0	0	0
DTE OF SPORTS	0	0	0	0	0	0	0	0	0	7	5	2	0	0	0
KHULNA DIVISIONAL EDUCATION COLLEGE	0	0	0	0	0	0	0	0	0	1	1	0	0	0	0
MYMENSINGH PHYSICAL EDUCATION COLLEGE	0	0	0	0	0	0	0	0	0	1	1	0	0	0	0
RAJSHAHI PHYSICAL COLLEGE	0	0	0	0	0	0	0	0	0	1	1	0	0	0	0
MINISTRY TOTAL	0	0	0	0	0	0	1	1	0	18	13	5	7	5	2
GRAND TOTAL	52	59	-7	670	589	81	4774	4091	683	2462	2020	442	8497	7321	1176

3.5 Class-I employees of the departments and directorates by grades (grade 6-9 and fixed grade), 2018

DEPARTMENT/DIRECTORATE	Tk. 35500			Tk. 29000			Tk. 23000			Tk. 22000			FIXED			TOTAL		
	Sanc.	Exist.	Vacancy	Sanc.	Exist.	Vacancy	Sanc.	Exist.	Vacancy	Sanc.	Exist.	Vacancy	Sanc.	Exist.	Vacancy	Sanc.	Exist.	Vacancy
MINISTRY OF AGRICULTURE																		
AGRI INFORMATION SERVICE	3	3	0	7	7	0	0	0	0	10	9	1	0	0	0	23	22	1
COTTON DEV BOARD	35	26	9	0	0	0	0	0	0	67	31	36	0	0	0	114	64	50
DEPTT OF AGRI EXTENSION	1375	873	502	0	0	0	0	0	0	1172	729	443	0	0	0	2917	1942	975
DEPTT OF AGRI MARKETING	23	4	19	4	2	2	0	0	0	75	24	51	0	0	0	118	41	77
SEED CERTIFICATION AGENCY	4	6	-2	0	0	0	0	0	0	159	70	89	0	0	0	252	148	104
SOIL RESOURCES DEV INSTITUTE	71	53	18	0	0	0	0	0	0	127	87	40	0	0	0	225	154	71
MINISTRY TOTAL	1511	965	546	11	9	2	0	0	0	1610	950	660	0	0	0	3649	2371	1278
MINISTRY OF COMMERCE																		
DTE OF CONSUMER RIGHTS	11	10	1	0	0	0	0	0	0	87	65	22	0	0	0	101	78	23
OFFI OF THE CHIEF CONT OF IMP AND EXP	5	3	2	0	0	0	0	0	0	11	11	0	0	0	0	23	17	6
REGISTRAR OF JOINT STOCK CO.S	4	4	0	0	0	0	0	0	0	9	6	3	0	0	0	15	12	3
MINISTRY TOTAL	20	17	3	0	0	0	0	0	0	107	82	25	0	0	0	139	107	32
MINISTRY OF CULTURAL AFFAIRS																		
COPY RIGHT OFFICE DHAKA	1	1	0	0	0	0	0	0	0	3	0	3	0	0	0	5	2	3
DEPTT OF ARCHAEOLOGY	11	9	2	0	0	0	11	9	2	23	13	10	0	0	0	47	32	15
DEPTT OF PUBLIC LIBRARY	21	0	21	0	0	0	0	0	0	67	46	21	0	0	0	105	55	50
DTE OF ARCHIVES	4	1	3	0	0	0	0	0	0	13	7	6	0	0	0	20	11	9
MINISTRY TOTAL	37	11	26	0	0	0	11	9	2	106	66	40	0	0	0	177	100	77

3.5 Class-I employees of the departments and directorates by grades (grade 6-9 and fixed grade), 2018

DEPARTMENT/DIRECTORATE	Tk. 35500			Tk. 29000			Tk. 23000			Tk. 22000			FIXED			TOTAL		
	Sanc.	Exist.	Vacancy	Sanc.	Exist.	Vacancy	Sanc.	Exist.	Vacancy	Sanc.	Exist.	Vacancy	Sanc.	Exist.	Vacancy	Sanc.	Exist.	Vacancy
MINISTRY OF DEFENCE																		
A F I P , DHAKA CANT.	0	0	0	0	0	0	0	0	0	3	0	3	0	0	0	3	0	3
AHQ, AGS BR (PA DTE)	12	1	11	0	0	0	0	0	0	60	14	46	0	0	0	74	15	59
AHQ, E IN C'S BR. WORKS DTE	2	3	-1	0	0	0	0	0	0	1	3	-2	0	0	0	4	7	-3
ARMED FORCES FOOD & DRUGS LAB	1	0	1	0	0	0	0	0	0	0	0	0	0	0	0	2	0	2
ARMED FORCES MEDICAL COLLEGE	0	0	0	0	0	0	0	0	0	1	0	1	0	0	0	1	0	1
ARMED FORCES MEDICAL INSTITUTE, DHAKA CANT.	0	0	0	0	0	0	0	0	0	6	1	5	0	0	0	6	1	5
ARMED FORCES MEDICAL STORES DEPOT DHAKA CANT.	0	0	0	0	0	0	0	0	0	2	2	0	0	0	0	2	2	0
BANGLADESH AIR FORCE	4	2	2	0	0	0	0	0	0	1	0	1	0	0	0	8	4	4
BANGLADESH METEOROLOGICAL DEPTT	12	10	2	51	47	4	0	0	0	76	34	42	0	0	0	147	98	49
BANGLADESH ORDINANCE FACTORIES	13	9	4	0	0	0	20	11	9	33	27	6	0	0	0	72	50	22
BD ARMED SERVICES BOARD (BASB)	0	0	0	0	0	0	0	0	0	0	0	0	0	0	0	15	10	5
CONTROLLER GENERAL DEFENCE FINANCE	31	28	3	0	0	0	0	0	0	64	64	0	0	0	0	116	112	4
DEFENCE SERVICES COMMAND & STAFF COLLEGE	1	1	0	0	0	0	0	0	0	1	0	1	0	0	0	3	2	1
DEPTT OF CYPHER	5	3	2	0	0	0	0	0	0	4	2	2	0	0	0	10	6	4
DTE GENERAL MEDICAL SERVICES	1	1	0	0	0	0	0	0	0	12	7	5	0	0	0	14	9	5

3.5 Class-I employees of the departments and directorates by grades (grade 6-9 and fixed grade), 2018

DEPARTMENT/DIRECTORATE	Tk. 35500			Tk. 29000			Tk. 23000			Tk. 22000			FIXED			TOTAL		
	Sanc.	Exist.	Vacancy	Sanc.	Exist.	Vacancy	Sanc.	Exist.	Vacancy	Sanc.	Exist.	Vacancy	Sanc.	Exist.	Vacancy	Sanc.	Exist.	Vacancy
MINISTRY OF DEFENCE																		
DTE GENERAL DEFENCE PURCHASE	1	1	0	0	0	0	0	0	0	0	0	0	0	0	0	2	2	0
DTE OF BD NATIONAL CADET CORPS	0	0	0	0	0	0	0	0	0	1	0	1	0	0	0	3	0	3
DTE OF CIVILIAN PERSONNEL (NAVAL HQ)	13	8	5	17	1	16	0	0	0	41	16	25	0	0	0	74	28	46
DTE OF INTER SERVICE PUB RELATION	0	0	0	0	0	0	0	0	0	5	5	0	0	0	0	6	6	0
DW (ARMY)	23	25	-2	31	12	19	0	0	0	34	17	17	0	0	0	99	67	32
DW AND CE (AIR) KURMITOLA	0	0	0	13	6	7	0	0	0	0	0	0	0	0	0	23	12	11
DW AND CE (NAVY)	12	8	4	31	17	14	0	0	0	3	4	-1	0	0	0	48	32	16
Dte of Military Lands & Cantonment	22	18	4	0	0	0	0	0	0	5	0	5	0	0	0	36	27	9
MILITARY INST OF SCIENCE & TECHNOLOGY	32	7	25	0	0	0	0	0	0	48	6	42	0	0	0	130	18	112
MODC RECORDS, RAJENDRAPUR CANTT	0	0	0	0	0	0	0	0	0	0	0	0	0	0	0	0	0	0
NATIONAL DEFENCE COLLEGE, MIRPUR	2	0	2	1	1	0	0	0	0	1	0	1	0	0	0	6	3	3
OFFI OF THE CHIEF ADMN OFFICER	68	50	18	0	0	0	0	0	0	78	56	22	0	0	0	171	123	48
SURVEY OF BANGLADESH	12	4	8	0	0	0	0	0	0	23	12	11	0	0	0	38	18	20
MINISTRY TOTAL	267	179	88	144	84	60	20	11	9	503	270	233	0	0	0	1113	652	461

3.5 Class-I employees of the departments and directorates by grades (grade 6-9 and fixed grade), 2018

DEPARTMENT/DIRECTORATE	Tk. 35500			Tk. 29000			Tk. 23000			Tk. 22000			FIXED			TOTAL		
	Sanc.	Exist.	Vacancy	Sanc.	Exist.	Vacancy	Sanc.	Exist.	Vacancy	Sanc.	Exist.	Vacancy	Sanc.	Exist.	Vacancy	Sanc.	Exist.	Vacancy
MINISTRY OF DISASTER MANAGEMENT AND RELIEF																		
DEPTT OF DISASTER MANAGEMENT	6	1	5	70	55	15	0	0	0	214	117	97	0	0	0	321	196	125
DTE GENERAL OF RELIEF	23	17	6	68	47	21	0	0	0	219	204	15	0	0	0	319	276	43
MINISTRY TOTAL	29	18	11	138	102	36	0	0	0	433	321	112	0	0	0	640	472	168
MINISTRY OF EDUCATION																		
DTE OF INSPECTION	12	12	0	12	7	5	0	0	0	5	4	1	0	0	0	35	27	8
MINISTRY OF EDUCATION SECONDARY AND HIGHER EDUCATION DIVISION																		
BUREAU OF EDU INFORM	8	4	4	0	0	0	0	0	0	11	10	1	0	0	0	23	15	8
DTE OF SECONDARY & HIGHER EDUCATION	6423	5855	568	0	0	0	0	0	0	9298	6462	2836	0	0	0	21274	17541	3733
EDUCATION ENGINEERING DEPTT	50	34	16	0	0	0	0	0	0	142	97	45	0	0	0	203	138	65
INTERNATIONAL MOTHER LANGUAGE INSTITUTE	4	4	0	0	0	0	0	0	0	10	0	10	0	0	0	17	7	10
NATIONAL ACADEMY FOR EDU MANAG (NAEM)	17	15	2	0	0	0	0	0	0	33	30	3	0	0	0	62	57	5
OFFICE OF THE CHIEF ACCOUNTS	1	1	0	0	0	0	0	0	0	3	3	0	0	0	0	5	5	0
TECHNICAL AND MADRASAH EDUCATION DIVISION																		
DTE OF TECHNICAL EDUACTION	2874	2073	801	0	0	0	0	0	0	1534	905	629	0	0	0	4730	3188	1542
MINISTRY TOTAL	9389	7998	1391	12	7	5	0	0	0	11036	7511	3525	0	0	0	26349	20978	5371
ELECTION COMMISSION SECRETARIATE																		
DEPUTY ELECTION COMMISSION OFFICE	65	45	20	0	0	0	0	0	0	600	385	215	0	0	0	694	457	237
MINISTRY TOTAL	65	45	20	0	0	0	0	0	0	600	385	215	0	0	0	694	457	237

3.5 Class-I employees of the departments and directorates by grades (grade 6-9 and fixed grade), 2018

DEPARTMENT/DIRECTORATE	Tk. 35500			Tk. 29000			Tk. 23000			Tk. 22000			FIXED			TOTAL		
	Sanc.	Exist.	Vacancy	Sanc.	Exist.	Vacancy	Sanc.	Exist.	Vacancy	Sanc.	Exist.	Vacancy	Sanc.	Exist.	Vacancy	Sanc.	Exist.	Vacancy
MINISTRY OF EXPATRIATES																		
WEALFARE AND OVERSEAS EMPL.																		
BUREAU OF MANPOWER EMP	147	85	62	11	8	3	1	0	1	213	122	91	0	0	0	400	227	173
MINISTRY TOTAL	147	85	62	11	8	3	1	0	1	213	122	91	0	0	0	400	227	173
MINISTRY OF FINANCE																		
FINANCE DIVISION																		
COMMERCIAL AUDIT DIRECTORATE	9	9	0	0	0	0	0	0	0	133	128	5	0	0	0	144	139	5
COMPTROLLER GENERAL, DHAKA	172	155	17	0	0	0	0	0	0	1188	1096	92	0	0	0	1453	1342	111
CONTROLLER GENERAL OF ACCOUNT, DHAKA	64	54	10	0	0	0	0	0	0	640	548	92	0	0	0	735	633	102
DEFENCE AUDIT DEPARTMENT	4	4	0	0	0	0	0	0	0	20	20	0	0	0	0	26	26	0
DIRECTORATE OF CIVIL AUDIT	4	4	0	0	0	0	0	0	0	34	34	0	0	0	0	40	41	-1
FINANCIAL MANAGEMENT ACADEMY (FIMA)	5	5	0	0	0	0	0	0	0	14	12	2	0	0	0	22	20	2
FOREIGN AIDED PROJECTS AUDIT DIRECTORATE	7	7	0	0	0	0	0	0	0	61	61	0	0	0	0	70	70	0
LOCAL & REVENUE AUDIT DIRECTORATE	7	7	0	0	0	0	0	0	0	57	57	0	0	0	0	67	67	0
MISSION AUDIT DIRECTORATE	1	1	0	0	0	0	0	0	0	4	4	0	0	0	0	7	7	0
MONITORING CELL	6	2	4	0	0	0	0	0	0	6	5	1	0	0	0	18	12	6
PERFORMANCE AUDIT DIRECTORATE/413	2	2	0	0	0	0	0	0	0	5	5	0	0	0	0	9	9	0
POST, TELEGRAPHS & TELEPHONES AUDIT DIRECTORATE	3	3	0	0	0	0	0	0	0	16	16	0	0	0	0	21	21	0
RAILWAY AUDIT DIRECTORATE	3	2	1	0	0	0	0	0	0	16	16	0	0	0	0	21	20	1
WORKS AUDIT DIRECTORATE	3	3	0	0	0	0	0	0	0	38	38	0	0	0	0	43	43	0

3.5 Class-I employees of the departments and directorates by grades (grade 6-9 and fixed grade), 2018

DEPARTMENT/DIRECTORATE	Tk. 35500			Tk. 29000			Tk. 23000			Tk. 22000			FIXED			TOTAL		
	Sanc.	Exist.	Vacancy	Sanc.	Exist.	Vacancy	Sanc.	Exist.	Vacancy	Sanc.	Exist.	Vacancy	Sanc.	Exist.	Vacancy	Sanc.	Exist.	Vacancy
MINISTRY OF FINANCE INTERNAL RESORCE DIVISION																		
CUSTOM EXCISE APPELATE TRIBUNAL	0	0	0	0	0	0	0	0	0	0	0	0	0	0	0	10	10	0
DTE OF NATIONAL SAVINGS	0	0	0	0	0	0	12	12	0	89	55	34	0	0	0	107	70	37
NATIONAL BOARD OF REVENUE (BOARD OF ADMIN)	243	162	81	0	0	0	0	0	0	1477	1060	517	1	1	0	2262	1584	678
NATIONAL BOARD OF REVENUE (EXCISE & VAT)	190	20	170	0	0	0	0	0	0	1165	515	650	0	0	0	1510	625	885
NATIONAL BOARD OF REVENUE (TAXES), DHAKA	0	0	0	0	0	0	0	0	0	0	0	0	0	0	0	0	0	0
TAXES APPELLATE TRIBUNAL, DHAKA	0	0	0	0	0	0	0	0	0	7	4	4	0	0	0	25	19	6
MINISTRY TOTAL	723	440	283	0	0	0	12	12	0	5071	3674	1397	1	1	0	6590	4758	1832
MINISTRY OF FISHERIES AND LIVESTOCK																		
DEPTT OF FISHERIES AND LIVESTOCK INFOR	0	0	0	4	0	4	0	0	0	1	1	0	0	0	0	7	3	4
DEPTT OF FISHERIES	377	261	116	1	0	1	0	0	0	1106	464	642	0	0	0	1676	875	801
DEPTT OF LIVESTOCKS SERVICES	604	584	20	9	9	0	0	0	0	949	759	190	0	0	0	1881	1603	278
MINISTRY TOTAL	981	845	136	14	9	5	0	0	0	2056	1224	832	0	0	0	3564	2481	1083
MINISTRY OF FOOD																		
DIRECTOR GENERAL OF FOOD	109	48	61	0	0	0	0	0	0	750	485	265	0	0	0	893	566	327
MINISTRY TOTAL	109	48	61	0	0	0	0	0	0	750	485	265	0	0	0	893	566	327
MINISTRY OF FOREIGN AFFAIRS																		
STATE GUEST HOUSE PADMA, MEGHNA, SUGANDA	0	0	0	0	0	0	0	0	0	3	2	1	0	0	0	3	2	1
MINISTRY TOTAL	0	0	0	0	0	0	0	0	0	3	2	1	0	0	0	3	2	1

3.5 Class-I employees of the departments and directorates by grades (grade 6-9 and fixed grade), 2018

DEPARTMENT/DIRECTORATE	Tk. 35500			Tk. 29000			Tk. 23000			Tk. 22000			FIXED			TOTAL		
	Sanc.	Exist.	Vacancy	Sanc.	Exist.	Vacancy	Sanc.	Exist.	Vacancy	Sanc.	Exist.	Vacancy	Sanc.	Exist.	Vacancy	Sanc.	Exist.	Vacancy
MINISTRY OF HEALTH AND FAMILY WELFARE																		
DIRECTORATE OF NURSING	24	3	21	108	48	60	0	0	0	251	183	68	0	0	0	406	240	166
DTE GENERAL OF HEALTH SERVICES (DGHS)	6305	4312	1993	701	405	296	730	397	333	16846	13568	3278	0	0	0	27462	21251	6211
DTE OF DRUG ADMN DHAKA CTG	17	13	4	0	0	0	1	1	0	103	74	29	0	0	0	133	96	37
MINISTRY OF HEALTH AND FAMILY WELFARE																		
HEALTH SERVICES DIVISION																		
65 CIVIL SURGEON OFFICE	1217	1143	74	1259	1170	89	3421	3449	-28	145	80	65	0	0	0	6223	6017	206
CENT SKIN H CENT CTG	0	0	0	0	0	0	4	4	0	0	0	0	0	0	0	5	5	0
CONSTRUCTION MANAGMENT UNIT	14	13	1	0	0	0	0	0	0	56	44	12	0	0	0	74	61	13
HEALTH ENGINEERING DEPARTMENT (HED)	40	24	16	0	0	0	0	0	0	133	36	97	0	0	0	187	69	118
NATIONAL ELECTRO MED EQUIPMAINT W/SHOP CENT	2	1	1	0	0	0	0	0	0	10	2	8	0	0	0	13	4	9
NATIONAL INST OF PRE SOCIAL MEDICAL	0	0	0	0	0	0	0	0	0	16	16	0	0	0	0	63	32	31
SHAHID SHOHRAWARDI HOSPITAL	6	5	1	11	11	0	0	0	0	72	68	4	0	0	0	100	95	5
TRANSPORT & EQUIP MAINT ORG (TEMO)	0	0	0	0	0	0	0	0	0	1	1	0	0	0	0	1	1	0
MEDICAL EDU & FAMILY WELFARE DIVISION																		
DEPTT OF FAMILY PLANNING	163	6	157	17	1	16	22	19	3	1650	1388	262	0	0	0	1962	1432	530
INST OF PUBLIC HEALTH	3	2	1	1	1	0	0	0	0	52	36	16	0	0	0	69	50	19
NATIONAL INST OF CARDIO VASCULAR DISEASES	42	36	6	8	5	3	10	10	0	216	189	27	0	0	0	319	278	41
NIPORT	0	0	0	27	16	11	20	14	8	74	36	38	0	0	0	126	69	57
MINISTRY TOTAL	7833	5558	2275	2132	1657	475	4208	3892	316	19625	15721	3904	0	0	0	37143	29700	7443

3.5 Class-I employees of the departments and directorates by grades (grade 6-9 and fixed grade), 2018

DEPARTMENT/DIRECTORATE	Tk. 35500			Tk. 29000			Tk. 23000			Tk. 22000			FIXED			TOTAL		
	Sanc.	Exist.	Vacancy	Sanc.	Exist.	Vacancy	Sanc.	Exist.	Vacancy	Sanc.	Exist.	Vacancy	Sanc.	Exist.	Vacancy	Sanc.	Exist.	Vacancy
MINISTRY OF HOME AFFAIRS																		
PUBLIC SECURITY DIVISION																		
ANSAR AND V D P DEPTT	128	78	50	10	7	3	0	0	0	179	85	94	0	0	0	376	215	161
BANGLADESH COAST GUARD	4	4	0	81	31	50	0	0	0	1	0	1	0	0	0	196	78	118
INVESTIGATION AGENCY	3	3	0	9	10	-1	0	0	0	23	4	19	0	0	0	39	20	19
INVESTIGATION AGENCY- ICT BD	3	3	0	0	0	0	0	0	0	32	14	18	0	0	0	43	33	10
SECURITY SERVICES DIVISION																		
BORDER GUARD BANGLADESH	10	10	0	13	2	11	1	1	0	15	0	15	0	0	0	55	20	35
DEPTT OF FIRE SERVICES DEFENCE	14	10	4	29	7	22	0	0	0	1	1	0	0	0	0	48	22	26
DEPTT OF IMMIGRATION	27	19	8	0	0	0	0	0	0	94	54	40	0	0	0	133	84	49
DEPTT OF NARCOTICS CONTROL	35	22	13	2	0	2	0	0	0	105	74	31	0	0	0	165	105	60
DIRECTORATE OF PRISONS	2	0	2	40	4	36	0	0	0	244	131	113	0	0	0	297	145	152
NATIONAL TELECOMMUNICATION MONITORING CENTRE	0	0	0	2	1	1	0	0	0	1	1	0	0	0	0	11	8	3
POLICE DIRECTORATE	1311	1149	162	290	276	14	0	0	0	9419	7939	1480	1	1	0	11734	10246	1488
MINISTRY TOTAL	1537	1300	237	476	337	139	1	1	0	10114	8305	1809	1	1	0	13097	10979	2118
MINISTRY OF HOUSING AND PUBLIC WORKS																		
COMMISSIONER OFFICE SETTLEMENT	0	0	0	0	0	0	0	0	0	4	4	0	0	0	0	15	13	2
DEPTT OF ARCHITECTURE	0	0	0	0	0	0	0	0	0	50	45	5	0	0	0	75	63	12
DTE OF GOVT ACCOMMODATION	1	1	0	5	5	0	0	0	0	11	7	4	0	0	0	18	14	4
DTE OF INTERNAL AUDIT	0	0	0	0	0	0	0	0	0	2	2	1	0	0	0	3	3	0
DTE OF URBAN DEVELOPMENT	12	11	1	2	1	1	0	0	0	38	23	15	0	0	0	55	38	17
PUBLIC WORKS DEPTT	289	230	59	0	0	0	0	0	0	427	271	156	0	0	0	942	686	256
MINISTRY TOTAL	302	242	60	7	6	1	0	0	0	532	352	180	0	0	0	1108	817	291

3.5 Class-I employees of the departments and directorates by grades (grade 6-9 and fixed grade), 2018

DEPARTMENT/DIRECTORATE	Tk. 35500			Tk. 29000			Tk. 23000			Tk. 22000			FIXED			TOTAL		
	Sanc.	Exist.	Vacancy	Sanc.	Exist.	Vacancy	Sanc.	Exist.	Vacancy	Sanc.	Exist.	Vacancy	Sanc.	Exist.	Vacancy	Sanc.	Exist.	Vacancy
MINISTRY OF INDUSTRIES																		
BOILER INSPECTION OFFICE	3	3	0	0	0	0	0	0	0	6	4	2	0	0	0	10	8	2
NATIONAL PRODUCTIVITY ORGANISATION	1	0	1	6	5	1	0	0	0	13	8	5	0	0	0	21	15	6
PATENTS, DESIGN MARKS OFFICE	11	5	6	1	0	1	0	0	0	25	19	6	0	0	0	42	29	13
MINISTRY TOTAL	15	9	6	7	5	2	0	0	0	44	31	13	0	0	0	73	52	21
MINISTRY OF INFORMATION																		
BANGLADESH FILM ARCHIVES	0	0	0	0	0	0	0	0	0	2	2	0	0	0	0	4	5	-1
DEPTT OF FILMS	16	11	5	0	0	0	0	0	0	20	13	7	0	0	0	42	30	12
DEPTT OF MASS COMMUNICATION	25	23	2	0	0	0	0	0	0	55	45	10	0	0	0	84	72	12
FILM CENSOR BOARD	1	1	0	0	0	0	0	0	0	0	0	0	0	0	0	3	3	0
NATIONAL BOAD AUTH (BD BETAR)	402	272	130	0	0	0	2	1	1	170	86	84	0	0	0	667	443	224
NATIONAL BOADCASTING AUTH (BD TELEVISION)	78	64	14	75	21	54	0	0	0	145	94	51	0	0	0	371	213	158
NATIONAL INST OF MASS COMMUNICATION	12	9	3	0	0	0	0	0	0	18	10	8	0	0	0	40	28	12
PRESS INFORMATION DEPTT	41	38	3	0	0	0	0	0	0	36	26	10	0	0	0	87	74	13
MINISTRY TOTAL	575	418	157	75	21	54	2	1	1	446	276	170	0	0	0	1298	868	430
MINISTRY OF JUTE AND TEXTILE																		
DEPTT OF TEXTILE	117	51	66	0	0	0	0	0	0	190	114	76	0	0	0	341	181	160
DIRECTORATE OF JUTE	0	0	0	0	0	0	0	0	0	66	62	4	0	0	0	73	68	5
MINISTRY TOTAL	117	51	66	0	0	0	0	0	0	256	176	80	0	0	0	414	249	165

3.5 Class-I employees of the departments and directorates by grades (grade 6-9 and fixed grade), 2018

DEPARTMENT/DIRECTORATE	Tk. 35500			Tk. 29000			Tk. 23000			Tk. 22000			FIXED			TOTAL		
	Sanc.	Exist.	Vacancy	Sanc.	Exist.	Vacancy	Sanc.	Exist.	Vacancy	Sanc.	Exist.	Vacancy	Sanc.	Exist.	Vacancy	Sanc.	Exist.	Vacancy
MINISTRY OF LABOUR AND EMPLOYMENT																		
DEPARTMENT OF INSPECTION FOR FACTORIES	27	27	0	96	26	70	0	0	0	264	83	181	0	0	0	393	142	251
DTE OF LABOUR	10	4	6	31	22	9	1	1	0	140	76	64	0	0	0	184	105	79
LABOUR APPELATE TRIBUNAL LABOUR COURT	0	0	0	8	4	4	0	0	0	0	0	0	0	0	0	17	13	4
MINIMUM WAGES BOARD	0	0	0	0	0	0	0	0	0	1	1	0	0	0	0	2	2	0
NSDC SECRETARIAT	0	0	0	0	0	0	0	0	0	2	0	2	0	0	0	9	7	2
MINISTRY TOTAL :	37	31	6	135	52	83	1	1	0	407	160	247	0	0	0	605	269	336
MINISTRY OF LAND																		
BOARD OF LAND APPEAL	1	1	0	3	2	1	0	0	0	0	0	0	0	0	0	11	10	1
CONTROLLER OF ACCOUNTS (REV)	1	1	0	0	0	0	0	0	0	10	10	0	0	0	0	11	11	0
DEPTT OF LAND RECORDS	1`	1	0	0	0	0	0	0	0	423	274	149	0	0	0	488	307	181
LAND ADMINISTRATION TRNG CENTRE	0	0	0	0	0	0	0	0	0	6	5	1	0	0	0	10	7	3
LAND REFORMS BOARD	7	7	0	0	0	0	0	0	0	3	1	2	0	0	0	24	22	2
MINISTRY TOTAL :	10	10	0	3	2	1	0	0	0	442	290	152	0	0	0	544	357	187
MINISTRY OF LAW JUSTICE AND PAR AFFAIRS																		
LAW & JUSTICE DIVISION																		
ADMIN GEN, OFF TRUSTEE & OFF RECEIVER OFFICE	0	0	0	0	0	0	0	0	0	0	0	0	0	0	0	1	0	1
ADMINISTRATIVE TRIBUNAL	0	0	0	0	0	0	0	0	0	0	0	0	0	0	0	5	5	0
ADMN APPELLATE TRIBUNAL	0	0	0	0	0	0	0	0	0	0	0	0	0	0	0	3	3	0
ANTI-TERRORISM ADDITIONAL TRIBUNAL	0	0	0	0	0	0	0	0	0	0	0	0	0	0	0	0	0	0
BANGLADESH BAR COUNCIL	0	0	0	0	0	0	0	0	0	7	7	0	0	0	0	9	9	0

3.5 Class-I employees of the departments and directorates by grades (grade 6-9 and fixed grade), 2018

DEPARTMENT/DIRECTORATE	Tk. 35500			Tk. 29000			Tk. 23000			Tk. 22000			FIXED			TOTAL		
	Sanc.	Exist.	Vacancy	Sanc.	Exist.	Vacancy	Sanc.	Exist.	Vacancy	Sanc.	Exist.	Vacancy	Sanc.	Exist.	Vacancy	Sanc.	Exist.	Vacancy
MINISTRY OF LAW JUSTICE AND PAR AFFAIRS																		
LAW & JUSTICE DIVISION																		
BANGLADESH JUDICIAL SERVICE COMMISSION SECTT.	0	0	0	0	0	0	1	1	0	2	2	0	0	0	0	10	9	1
BANGLADESH LAW COMMISSION	2	0	2	0	0	0	0	0	0	0	0	0	0	0	0	8	3	5
DEPARTMENT OF REGISTRATION	6	6	0	63	40	23	0	0	0	476	358	118	0	0	0	547	405	142
DRUTHO BICAR TRIBNAL	0	0	0	0	0	0	0	0	0	0	0	0	0	0	0	5	5	0
INTERNATIONAL CRIMES TRIBUNAL (ICT-BD), DHAKA	0	0	0	0	0	0	6	0	6	8	0	8	0	0	0	20	5	15
JANA NIRAPATTA BIGNAKARI APORADH DAMAN TRIBUNAL	0	0	0	0	0	0	0	0	0	0	0	0	0	0	0	6	6	0
JUDICIAL ADMINISTRATION TRAINING INSTITUTE	0	0	0	0	0	0	0	0	0	5	4	1	0	0	0	12	12	0
LAND SURVEY TRIBUNAL, TANGAIL	0	0	0	0	0	0	0	0	0	0	0	0	0	0	0	1	1	0
LOWER COURT OF LAW AND JUSTICE DIVESION	169	427	-258	0	0	0	0	0	0	0	0	0	0	0	0	1820	1574	246
LAND SURVEY TRIBUNAL, FARIDPUR	0	0	0	0	0	0	0	0	0	0	0	0	0	0	0	1	0	1
LAND SURVEY TRIBUNAL, JESSORE	0	0	0	0	0	0	0	0	0	0	0	0	0	0	0	1	1	0
LAND SURVEY TRIBUNAL, NOAKHALI	0	0	0	0	0	0	0	0	0	0	0	0	0	0	0	1	1	0
LAND SURVEY TRIBUNAL, PABNA	0	0	0	0	0	0	0	0	0	0	0	0	0	0	0	1	1	0
NARI-O-SHISHU NIRJATAN DAMAN TRIBUNAL	0	0	0	0	0	0	0	0	0	0	0	0	0	0	0	29	27	2

3.5 Class-I employees of the departments and directorates by grades (grade 6-9 and fixed grade), 2018

DEPARTMENT/DIRECTORATE	Tk. 35500			Tk. 29000			Tk. 23000			Tk. 22000			FIXED			TOTAL		
	Sanc.	Exist.	Vacancy	Sanc.	Exist.	Vacancy	Sanc.	Exist.	Vacancy	Sanc.	Exist.	Vacancy	Sanc.	Exist.	Vacancy	Sanc.	Exist.	Vacancy
MINISTRY OF LAW JUSTICE AND PAR AFFAIRS																		
LAW & JUSTICE DIVISION																		
NATIONAL LEGAL AID SERVICES ORGANISATION	64	60	4	0	0	0	0	0	0	3	3	0	0	0	0	70	66	4
OFFICE OF THE ATTORNEY GENERAL	0	0	0	0	0	0	0	0	0	4	4	0	0	0	0	4	4	0
OFFICE OF THE ENVIRONMENT COURT DHAKA	0	0	0	0	0	0	0	0	0	0	0	0	0	0	0	2	2	0
SUPREME COURT APPELLATE DIV	2	2	0	2	2	0	1	0	1	2	2	0	0	0	0	8	7	1
SUPREME COURT HIGH COURT DIV	1	1	0	105	18	87	0	0	0	6	6	0	0	0	0	113	26	87
MINISTRY TOTAL:	244	496	-252	170	60	110	8	1	7	513	386	127	0	0	0	2677	2172	505
MINISTRY OF LGRD AND CO-OPERATIVE LOCAL GOVERNMENT DIVISION																		
DHAKA MOSQUITO CONTROL	0	0	0	0	0	0	0	0	0	0	0	0	0	0	0	1	1	0
LOCAL GOVT ENGINEERING DEPARTMENT	9	4	5	0	0	0	0	0	0	1317	850	467	0	0	0	1548	1035	513
NATIONAL INSTITUTE OF LOCAL GOVERNMENT (NILG)	10	8	2	4	2	2	0	0	0	13	5	8	0	0	0	36	24	12
PUBLIC HEALTH ENGINEERING DEPTT	86	7	79	4	2	2	1	1	0	312	203	109	0	0	0	513	234	279
RURAL DEVELOPMENT AND CO-OPERATIVE DIVISION																		
DEPTT OF CO-OPERATIVES	49	47	2	0	0	0	0	0	0	118	70	48	0	0	0	191	134	57
MINISTRY TOTAL	154	66	88	8	4	4	1	1	0	1760	1128	632	0	0	0	2289	1428	861

3.5 Class-I employees of the departments and directorates by grades (grade 6-9 and fixed grade), 2018

DEPARTMENT/DIRECTORATE	Tk. 35500			Tk. 29000			Tk. 23000			Tk. 22000			FIXED			TOTAL		
	Sanc.	Exist.	Vacancy	Sanc.	Exist.	Vacancy	Sanc.	Exist.	Vacancy	Sanc.	Exist.	Vacancy	Sanc.	Exist.	Vacancy	Sanc.	Exist.	Vacancy
MINISTRY OF POST TELECOM & INFORMATION TECH																		
INFORMATION & COMMUNICATION TECH DIV																		
INFORMATION & COMMUNICATION TECH DTE	210	0	210	0	0	0	0	0	0	1491	0	1491	0	0	0	1728	21	1707
INFORMATION & COMMUNICATION DIRECTORATE	70	0	70	0	0	0	0	0	0	497	0	497	0	0	0	572	4	568
MINISTRY OF POST TELECOM & INFORMATION TECH																		
POST & TELECOMMUNICATION DIVISION																		
BANGLADESH POST OFFICE	52	49	3	0	0	0	0	0	0	140	62	78	0	0	0	236	146	90
BD TELECOMMUNICATION REGULATORY COMMISSION	0	0	0	0	0	0	0	0	0	92	65	27	5	5	0	139	88	51
MINISTRY TOTAL	332	49	283	0	0	0	0	0	0	2220	127	2093	5	5	0	2675	259	2416
MINISTRY OF ENVIRONMENT, FOREST AND CLIMATE CHANGE																		
BANGLADESH NATIONAL HERBARIUM	7	5	2	0	0	0	0	0	0	8	2	6	0	0	0	19	9	10
BD FOREST RESEARCH INST CTG	28	16	12	0	0	0	0	0	0	54	25	29	0	0	0	103	50	53
DEPTT OF FOREST	6	2	4	11	0	11	0	0	0	241	136	105	0	0	0	342	170	172
ENVIRONMENT DEPTT	65	26	39	0	0	0	0	0	0	173	85	88	0	0	0	261	129	132
MINISTRY TOTAL	106	49	57	11	0	11	0	0	0	476	248	228	0	0	0	725	358	367
MINISTRY OF PUBLIC ADMINISTRATION																		
BANGLADESH EMPLOYEES WELFARE BOARD	12	12	0	0	0	0	0	0	0	26	13	13	0	0	0	49	28	21
BD CIVIL SERVICE (ADMN) ACADEMY	6	5	1	0	0	0	0	0	0	4	3	1	0	0	0	25	19	6
DEPTT. OF PRINTING STATIONARY FORM	3	1	2	0	0	0	0	0	0	13	6	7	0	0	0	24	15	9

3.5 Class-I employees of the departments and directorates by grades (grade 6-9 and fixed grade), 2018

DEPARTMENT/DIRECTORATE	Tk. 35500			Tk. 29000			Tk. 23000			Tk. 22000			FIXED			TOTAL		
	Sanc.	Exist.	Vacancy	Sanc.	Exist.	Vacancy	Sanc.	Exist.	Vacancy	Sanc.	Exist.	Vacancy	Sanc.	Exist.	Vacancy	Sanc.	Exist.	Vacancy
MINISTRY OF PUBLIC ADMINISTRATION																		
DEPTT OF GOVT. TRANSPORT	2	2	0	0	0	0	0	0	0	4	1	3	0	0	0	9	11	-2
OFFICE OF THE CHIEF ACCOUNTS OFFICER	0	0	0	0	0	0	0	0	0	2	1	1	0	0	0	6	3	3
SARKARI KARMACHARI HOSPITAL, DHAKA	24	19	5	0	0	0	4	2	2	55	40	15	0	0	0	100	75	25
MINISTRY TOTAL	47	39	8	0	0	0	4	2	2	104	64	40	0	0	0	213	151	62
MINISTRY OF RAILWAYS																		
BANGLADESH RAILWAY	68	63	5	9	5	4	0	0	0	290	205	85	0	0	0	561	450	111
RAILWAY INSPECTION DEPTT	0	0	0	0	0	0	0	0	0	1	1	0	0	0	0	2	2	0
MINISTRY TOTAL	68	63	5	9	5	4	0	0	0	291	206	85	0	0	0	563	452	111
MINISTRY OF ROAD TRANSPORT AND BRIDGES																		
BRIDGES DIVISION																		
BANGLADESH BRIDGE AUTHORITY	1	1	0	0	0	0	0	0	0	45	32	13	0	0	0	58	45	13
ROAD TRANSPORT AND HIGHWAYS DIVISION																		
BD. ROAD TRANSPORT AUTHORITY	35	18	17	0	0	0	0	0	0	106	70	36	0	0	0	149	94	55
ROAD DEPTT	262	154	108	2	2	0	0	0	0	231	179	52	0	0	0	677	478	199
MINISTRY TOTAL	298	173	125	2	2	0	0	0	0	382	281	101	0	0	0	884	617	267
MINISTRY OF PLANNING																		
STATISTICS & INFORMATION DIVISION																		
BANGLADESH BUREAU OF STATISTICS	106	76	30	0	0	0	0	0	0	325	213	112	0	0	0	466	320	146
MINISTRY TOTAL	106	76	30	0	0	0	0	0	0	325	213	112	0	0	0	466	320	146

3.5 Class-I employees of the departments and directorates by grades (grade 6-9 and fixed grade), 2018

DEPARTMENT/DIRECTORATE	Tk. 35500			Tk. 29000			Tk. 23000			Tk. 22000			FIXED			TOTAL		
	Sanc.	Exist.	Vacancy	Sanc.	Exist.	Vacancy	Sanc.	Exist.	Vacancy	Sanc.	Exist.	Vacancy	Sanc.	Exist.	Vacancy	Sanc.	Exist.	Vacancy
MINISTRY OF POWER ENERGY & MIN RESOURCES																		
ENERGY AND MINERAL RESOURCES DIV																		
BANGLADESH PETROLEUM INSTITUTE	5	2	3	0	0	0	0	0	0	12	7	5	0	0	0	21	11	10
BUREAU OF MINERAL DEVELOPMENT	2	1	1	0	0	0	0	0	0	5	4	1	0	0	0	10	6	4
DEPTT OF EXPLOSIVES	2	0	2	0	0	0	0	0	0	28	13	15	0	0	0	31	14	17
GEOLOGICAL SURVEY OF BANGLADESH	46	42	4	0	0	0	0	0	0	108	70	38	0	0	0	174	126	48
POWER DIVISION																		
ELEC ADV ELEC INSPECTOR	0	0	0	0	0	0	0	0	0	9	3	6	0	0	0	14	4	6
ENERGY AUDIT CELL	0	0	0	0	0	0	0	0	0	3	3	0	0	0	0	9	3	6
POWER CELL	2	2	0	0	0	0	0	0	0	4	4	0	0	0	0	16	15	1
MINISTRY TOTAL	57	47	10	0	0	0	0	0	0	169	104	65	0	0	0	271	179	92
MINISTRY OF PRIMARY AND MASS EDUCATION																		
COMPULSORY PRIMARY EDN IMPL UNIT	2	5	-3	0	0	0	0	0	0	0	0	0	0	0	0	13	12	1
DIRECTORATE OF NON-FORMAL EDUCATION	0	0	0	0	0	0	0	0	0	73	54	21	0	0	0	80	59	21
DTE OF PRIMARY EDUCATION	37	27	10	125	119	6	0	0	0	2155	1680	475	0	0	0	2342	1849	493
NATIONAL ACADEMY FOR PRIMARY EDUCATION MYMENSINGH	14	9	5	0	0	0	0	0	0	22	22	0	0	0	0	45	38	7
MINISTRY TOTAL	53	41	12	125	119	6	0	0	0	2250	1754	496	0	0	0	2480	1958	522
PRIME MINISTER'S OFFICE																		
BOARD OF INVESTMENT	30	11	19	0	0	0	0	0	0	39	14	25	0	0	0	93	40	53
BUREAU OF NGO AFFAIRS	3	1	2	0	0	0	0	0	0	14	3	11	0	0	0	23	7	16
NATIONAL SECURITY INTELLIGENCE	118	95	23	0	0	0	0	0	0	0	0	0	0	0	0	489	439	50
SPECIAL SECURITY FORCE	1	0	1	0	0	0	0	0	0	4	1	3	0	0	0	5	1	4
MINISTRY TOTAL	152	107	45	0	0	0	0	0	0	57	18	39	0	0	0	610	487	123

3.5 Class-I employees of the departments and directorates by grades (grade 6-9 and fixed grade), 2018

DEPARTMENT/DIRECTORATE	Tk. 35500			Tk. 29000			Tk. 23000			Tk. 22000			FIXED			TOTAL		
	Sanc.	Exist.	Vacancy	Sanc.	Exist.	Vacancy	Sanc.	Exist.	Vacancy	Sanc.	Exist.	Vacancy	Sanc.	Exist.	Vacancy	Sanc.	Exist.	Vacancy
MINISTRY OF RELIGIOUS AFFAIRS																		
BANGLADESH HAJI MISSION, MAKKAH AL-MUKARRAMAH, K. S	1	1	0	0	0	0	0	0	0	0	0	0	0	0	0	2	2	0
CONSUL GEN OF BD JEDDAH (HAJJ)	0	0	0	0	0	0	0	0	0	0	0	0	0	0	0	2	2	0
HAJJ OFFICE DHAKA	0	0	0	0	0	0	0	0	0	0	0	0	0	0	0	1	1	0
MINISTRY TOTAL	1	1	0	0	0	0	0	0	0	0	0	0	0	0	0	5	5	0
MINISTRY OF SCIENCE AND TECHNOLOGY																		
NATIONAL MUSEUM OF SCI	1	1	0	0	0	0	0	0	0	10	8	2	0	0	0	15	13	2
MINISTRY TOTAL	1	1	0	0	0	0	0	0	0	10	8	2	0	0	0	15	13	2
MINISTRY OF SHIPPING																		
DEEP SEA PORT CELL	0	0	0	0	0	0	0	0	0	0	0	0	0	0	0	1	1	0
DEPTT OF SHIPPING OF INLAND SHIPS	3	1	2	0	0	0	0	0	0	7	6	1	0	0	0	20	14	6
DTE OF SEAMAN WEL CTG	1	1	0	0	0	0	0	0	0	2	2	0	0	0	0	4	4	0
ENGG OFFICE DHAKA	0	0	0	0	0	0	0	0	0	0	0	0	0	0	0	1	1	0
ENGG OFFICE NGN	0	0	0	0	0	0	0	0	0	0	0	0	0	0	0	1	1	0
MINISTRY OF SHIPPING																		
ENGG AND SHIP SURVEY OFFICE, KHULNA	0	0	0	0	0	0	0	0	0	0	0	0	0	0	0	1	1	0
GOVT SHIPPING OFFICE CTG	1	1	0	0	0	0	0	0	0	1	0	1	0	0	0	2	1	1
MARINE ACADEMY CHITTAGONG	9	5	4	1	1	0	0	0	0	9	4	5	0	0	0	42	23	19
MERCANTILE MARINE DEPTT CTG	0	0	0	1	1	0	0	0	0	0	0	0	0	0	0	6	4	2
NATIONAL MARITIME INSTITUTE, CTG	4	3	1	0	0	0	0	0	0	5	0	5	0	0	0	10	4	6
SEAMENS TRAINING CENTRE CTG	2	2	0	0	0	0	0	0	0	4	3	1	0	0	0	7	6	1
MINISTRY TOTAL	20	13	7	2	2	0	0	0	0	28	15	13	0	0	0	95	60	35

3.5 Class-I employees of the departments and directorates by grades (grade 6-9 and fixed grade), 2018

DEPARTMENT/DIRECTORATE	Tk. 35500			Tk. 29000			Tk. 23000			Tk. 22000			FIXED			TOTAL		
	Sanc.	Exist.	Vacancy	Sanc.	Exist.	Vacancy	Sanc.	Exist.	Vacancy	Sanc.	Exist.	Vacancy	Sanc.	Exist.	Vacancy	Sanc.	Exist.	Vacancy
MINISTRY OF SOCIAL WELFARE																		
DEPTT OF SOCIAL SERVICES	95	91	4	0	0	0	0	0	0	1057	866	191	0	0	0	1166	969	197
MINISTRY TOTAL	95	91	4	0	0	0	0	0	0	1057	866	191	0	0	0	1166	969	197
MINISTRY OF WOMEN AND CHILDREN AFFAIRS																		
DEPTT OF WOMEN AFFAIRS	15	14	1	65	59	6	0	0	0	101	51	50	0	0	0	185	127	58
MINISTRY TOTAL	15	14	1	65	59	6	0	0	0	101	51	50	0	0	0	185	127	58
MINISTRY OF YOUTH AND SPORTS																		
BARISAL DIVISIONAL EDUCATION COLLEGE	0	0	0	0	0	0	0	0	0	9	1	8	0	0	0	11	2	9
CHITTAGONG DIVISIONAL EDUCATION COLLEGE	1	0	1	0	0	0	0	0	0	12	3	9	0	0	0	14	3	11
DEPTT OF YOUTH DEVELOPMENT	88	12	76	30	19	11	0	0	0	310	205	105	0	0	0	435	242	193
DHAKA PHYSICAL EDUCATION COLLEGE	6	1	5	0	0	0	0	0	0	54	23	31	0	0	0	66	28	38
DISTRICT SPORTS OFFICE	0	0	0	0	0	0	0	0	0	64	21	43	0	0	0	64	21	43
DTE OF SPORTS	7	7	0	0	0	0	0	0	0	120	61	59	0	0	0	134	73	61
KHULNA DIVISIONAL EDUCATION COLLEGE	1	0	1	0	0	0	0	0	0	12	3	9	0	0	0	14	4	10
MYMENSINGH PHYSICAL EDUCATION COLLEGE	1	0	1	0	0	0	0	0	0	9	2	7	0	0	0	11	3	8
RAJSHAHI PHYSICAL COLLEGE	1	0	1	0	0	0	0	0	0	6	6	0	0	0	0	8	7	1
MINISTRY TOTAL	105	20	85	30	19	11	0	0	0	596	325	271	0	0	0	757	383	374
GRAND TOTAL	25558	19616	5942	3587	2569	1018	4269	3931	338	64693	46197	18496	7	7	0	114569	86400	28169

3.6 Class-I employees of the divisional and deputy commissioner offices by grades (grade 1-5), 2018

Divisional/Deputy Commissioner	Tk. 78000 (Fixed)			Tk. 66000			Tk. 56500			Tk. 50000			Tk. 43000		
	Sanc.	Exist.	Vacancy	Sanc.	Exist.	Vacancy	Sanc.	Exist.	Vacancy	Sanc.	Exist.	Vacancy	Sanc.	Exist.	Vacancy
CHITTAGONG DIV COM OFFICE	0	0	0	5	5	0	1	1	0	0	0	0	1	1	0
DC OFFICE CHITTAGONG	0	0	0	0	0	0	0	0	0	1	1	0	7	6	1
DC OFFICE BANDARBAN	0	0	0	0	0	0	0	0	0	1	1	0	4	4	0
DC OFFICE COX'S BAZAR	0	0	0	0	0	0	0	0	0	1	1	0	6	6	0
DC OFFICE BRAHMANBARIA	0	0	0	0	0	0	0	0	0	1	1	0	6	5	1
DC OFFICE CHANDPUR	0	0	0	0	0	0	0	0	0	1	1	0	6	5	1
DC OFFICE COMILLA	0	0	0	0	0	0	0	0	0	1	1	0	5	5	0
DC OFFICE KHAGRACHARI	0	0	0	0	0	0	0	0	0	1	1	0	9	6	3
DC OFFICE FENI	0	0	0	0	0	0	0	0	0	2	2	0	5	3	2
DC OFFICE NOAKHALI	0	0	0	0	0	0	0	0	0	1	1	0	7	6	1
DC OFFICE LAKSHMIPUR	0	0	0	0	0	0	0	0	0	1	1	0	7	4	3
DC OFFICE RANGAMATI	0	0	0	0	0	0	0	0	0	1	1	0	6	3	3
DIVISIONAL TOTAL	0	0	0	5	5	0	1	1	0	12	12	0	69	54	15
DC OFFICE NARSINGDI	0	0	0	0	0	0	0	0	0	1	1	0	4	4	0
DC OFFICE FARIDPUR	0	0	0	0	0	0	0	0	0	0	0	0	15	15	0
DC OFFICE GOPALGANJ	0	0	0	0	0	0	0	0	0	1	1	0	5	5	0
DC OFFICE RAJBARI	0	0	0	0	0	0	0	0	0	1	1	0	6	3	3
DC OFFICE KISHOREGANJ	0	0	0	0	0	0	0	0	0	2	2	0	5	4	1
DC OFFICE SHARIATPUR	0	0	0	0	0	0	0	0	0	1	1	0	6	4	2
DC OFFICE MADARIPUR	0	0	0	0	0	0	0	0	0	2	2	0	4	3	1
DIVISIONAL TOTAL	0	0	0	1	1	0	5	3	2	17	15	2	76	62	14
KHULNA DIV COM OFFICE	0	0	0	1	1	0	3	3	0	1	1	0	1	1	0
DC OFFICE KHULNA	0	0	0	0	0	0	0	0	0	1	1	0	7	6	1
DC OFFICE JESSORE	0	0	0	0	0	0	0	0	0	1	1	0	6	5	1
DC OFFICE NARAIL	0	0	0	0	0	0	0	0	0	1	1	0	4	4	0
DC OFFICE MAGURA	0	0	0	0	0	0	0	0	0	1	1	0	4	5	-1

3.6 Class-I employees of the divisional and deputy commissioner offices by grades (grade 1-5), 2018

Divisional/Deputy Commissioner	Tk. 78000 (Fixed)			Tk. 66000			Tk. 56500			Tk. 50000			Tk. 43000		
	Sanc.	Exist.	Vacancy	Sanc.	Exist.	Vacancy	Sanc.	Exist.	Vacancy	Sanc.	Exist.	Vacancy	Sanc.	Exist.	Vacancy
RAJSHAHI DIV COM OFFICE	0	0	0	1	1	0	4	3	1	2	2	0	1	2	-1
DC OFFICE RAJSHAHI	0	0	0	0	0	0	0	0	0	2	2	0	4	4	0
DC OFFICE BOGRA	0	0	0	0	0	0	0	0	0	1	1	0	5	4	1
DC OFFICE JOYPUHAT	0	0	0	0	0	0	0	0	0	2	1	1	3	3	0
DC OFFICE SIRAJGANJ	0	0	0	0	0	0	0	0	0	1	1	0	7	4	3
DC OFFICE PABNA	0	0	0	0	0	0	0	0	0	1	1	0	6	4	2
DC OFFICE NAOGAON	0	0	0	0	0	0	0	0	0	2	1	1	4	4	0
DC OFFICE NATORE	0	0	0	0	0	0	0	0	0	1	1	0	4	4	0
DC OFFICE NAWABGANJ	0	0	0	0	0	0	0	0	0	2	2	0	3	3	0
DIVISIONAL TOTAL	0	0	0	1	1	0	4	3	1	14	12	2	37	32	5
BARISAL DIV COM OFFICE	0	0	0	1	1	0	1	1	0	1	1	0	0	0	0
DC OFFICE BARISAL	0	0	0	0	0	0	0	0	0	1	1	0	5	5	0
DC OFFICE JHALOKATHI	0	0	0	0	0	0	0	0	0	2	2	0	5	3	2
DC OFFICE HABIGANJ	0	0	0	0	0	0	0	0	0	2	2	0	6	5	1
DC OFFICE SUNAMGANJ	0	0	0	0	0	0	0	0	0	1	1	0	5	5	0
DC OFFICE MOULAVIBAZAR	0	0	0	0	0	0	0	0	0	2	2	0	5	3	2
DIVISIONAL TOTAL	0	0	0	1	1	0	2	2	0	6	6	0	22	19	3
RANGPUR DIV COM OFFICE	0	0	0	1	1	0	2	2	0	2	2	0	0	0	0
DC OFFICE DINAJPUR	0	0	0	0	0	0	0	0	0	1	1	0	5	5	0
DC OFFICE THAKURGAON	0	0	0	0	0	0	0	0	0	1	1	0	4	4	0
DC OFFICE PANCHAGARH	0	0	0	0	0	0	0	0	0	1	1	0	4	4	0
DC OFFICE GAIBANDHA	0	0	0	0	0	0	0	0	0	1	1	0	6	4	2
DC OFFICE KURIGRAM	0	0	0	0	0	0	0	0	0	2	2	0	3	3	0
DC OFFICE LALMONIRHAT	0	0	0	0	0	0	0	0	0	2	2	0	4	3	1
DC OFFICE NILPHAMARI	0	0	0	0	0	0	0	0	0	2	2	0	4	3	1
DC OFFICE RANGPUR	0	0	0	0	0	0	0	0	0	1	1	0	6	5	1
DIVISIONAL TOTAL	0	0	0	1	1	0	2	2	0	13	13	0	36	31	5
GRAND TOTAL	0	0	0	12	12	0	23	20	3	91	86	5	343	279	64

3.7 Class-I employees of the divisional and deputy commissioner offices by grades (grade 6-9 and fixed grade), 2018

Divisional/Deputy Commissioner	TK. 35500			TK. 29000			TK. 23000			TK. 22000			FIXED			TOTAL		
	Sanc.	Exist.	Vacancy	Sanc.	Exist.	Vacancy	Sanc.	Exist.	Vacancy	Sanc.	Exist.	Vacancy	Sanc.	Exist.	Vacancy	Sanc.	Exist.	Vacancy
CHITTAGONG DIV COM OFFICE	0	0	0	0	0	0	0	0	0	9	5	4	0	0	0	16	12	4
DC OFFICE CHITTAGONG	62	41	21	0	0	0	9	25	-16	11	8	3	0	0	0	90	81	9
DC OFFICE BANDARBAN	24	8	16	0	0	0	10	14	-4	0	0	0	0	0	0	39	27	12
DC OFFICE COX'S BAZAR	22	20	2	0	0	0	0	0	0	8	16	-8	0	0	0	37	43	-6
DC OFFICE BRAHMANBARIA	20	11	9	0	0	0	9	17	-8	11	3	8	0	0	0	47	37	10
DC OFFICE CHANDPUR	12	10	2	0	0	0	0	0	0	24	23	1	0	0	0	43	39	4
DC OFFICE COMILLA	33	19	14	25	19	6	0	0	0	3	15	-12	0	0	0	67	59	8
DC OFFICE KHAGRACHARI	30	21	9	0	0	0	7	4	3	1	0	1	0	0	0	48	32	16
DC OFFICE FENI	10	6	4	0	0	0	6	0	6	10	17	-7	0	0	0	33	28	5
DC OFFICE NOAKHALI	20	10	10	0	0	0	0	0	0	25	9	16	0	0	0	53	26	27
DC OFFICE LAXSHMIPUR	13	7	6	10	4	6	0	9	-9	0	0	0	0	0	0	31	25	6
DC OFFICE RANGAMATI	25	10	15	9	3	6	9	9	0	4	2	2	0	0	0	54	28	26
DIVISIONAL TOTAL	271	163	108	44	26	18	50	78	-28	106	98	8	0	0	0	558	437	121
DHAKA DIV COM OFFICE	1	4	-3	0	0	0	0	0	0	7	3	-4	0	0	0	15	11	4
DC OFFICE TANGAIL	16	12	4	0	0	0	0	0	0	34	24	10	0	0	0	57	42	15
DC OFFICE DHAKA	10	14	-4	0	0	0	34	43	-9	19	13	6	0	0	0	71	77	-6
DC OFFICE MUNSHIGANJ	14	7	7	0	0	0	18	19	-1	1	1	0	0	0	0	44	33	11
DC OFFICE NARAYANGANJ	15	12	3	0	0	0	0	0	0	17	23	-6	0	0	0	33	36	-3
DC OFFICE MANIKGANJ	11	8	3	0	0	0	0	0	0	19	18	1	0	0	0	36	31	5
DC OFFICE GAZIPUR	9	5	4	0	0	0	0	0	0	23	21	2	0	0	0	38	32	6
DC OFFICE NARSINGDI	27	27	0	0	0	0	0	0	0	0	0	0	0	0	0	32	32	0
DC OFFICE FARIDPUR	13	6	7	0	0	0	0	0	0	27	10	17	0	0	0	55	31	24
DC OFFICE GOPALGANJ	10	6	4	0	0	0	0	0	0	10	13	-3	0	0	0	26	25	1
DC OFFICE RAJBARI	21	7	14	0	0	0	0	0	0	9	4	5	0	0	0	37	15	22
DC OFFICE KISHOREGONJ	19	15	4	0	0	0	0	0	0	27	20	7	0	0	0	53	41	12
DC OFFICE SARIATPUR	11	5	6	0	0	0	0	0	0	12	17	-5	0	0	0	30	27	3
DC OFFICE MADARIPUR	8	4	4	0	0	0	0	0	0	7	6	1	0	0	0	21	15	6
DIVISIONAL TOTAL	185	132	53	0	0	0	52	62	-10	212	173	39	0	0	0	548	448	100

3.7 Class-I employees of the divisional and deputy commissioner offices by grades (grade 6-9 and fixed grade), 2018

Divisional/Deputy Commissioner	TK. 35500			TK. 29000			TK. 23000			TK. 22000			FIXED			TOTAL		
	Sanc.	Exist.	Vacancy	Sanc.	Exist.	Vacancy	Sanc.	Exist.	Vacancy	Sanc.	Exist.	Vacancy	Sanc.	Exist.	Vacancy	Sanc.	Exist.	Vacancy
KHULNA DIV COM OFFICE	5	5	0	0	0	0	0	0	0	1	1	0	0	0	0	12	12	0
DC OFFICE KHULNA	25	10	15	0	0	0	25	16	9	17	12	5	0	0	0	75	45	30
DC OFFICE JESSORE	8	8	0	0	0	0	31	13	18	2	0	2	0	0	0	48	27	21
DC OFFICE NARAIL	7	3	4	3	3	0	4	8	-4	0	0	0	0	0	0	19	19	0
DC OFFICE MAGURA	4	4	0	4	0	4	12	17	-5	0	0	0	0	0	0	25	27	-2
DC OFFICE JHENAIDHA	17	8	9	12	5	7	4	11	-7	0	0	0	0	0	0	38	29	9
DC OFFICE BAGERHAT	13	9	4	0	0	0	0	0	0	36	16	20	0	0	0	54	30	24
DC OFFICE SATKHIRA	11	8	3	0	0	0	0	0	0	18	18	0	0	0	0	34	31	3
DC OFFICE MEHERPUR	12	15	-3	0	0	0	0	0	0	3	3	0	0	0	0	21	23	-2
DC OFFICE CHUADANGA	14	7	7	0	0	0	0	0	0	11	12	-1	0	0	0	27	20	7
DC OFFICE KUSHTIA	17	7	10	0	0	0	0	0	0	11	20	-9	0	0	0	33	31	2
DIVISIONAL TOTAL	133	84	49	19	8	11	76	65	11	99	82	17	0	0	0	386	294	92
RAJSHAHI DIV COM OFFIC	0	0	0	0	0	0	0	0	0	7	4	3	0	0	0	15	12	3
DC OFFICE RAJSHAHI	32	29	3	10	8	2	0	0	0	4	2	2	0	0	0	52	45	7
DC OFFICE BOGRA	17	14	3	0	0	0	0	0	0	35	17	18	0	0	0	58	36	22
DC OFFICE JOYPURHAT	13	7	6	5	3	2	0	0	0	4	15	-11	0	0	0	27	29	-2
DC OFFICE SERAJONJ	14	9	5	0	0	0	0	0	0	20	19	1	0	0	0	42	33	9
DC OFFICE PABNA	17	9	8	0	0	0	9	0	9	30	25	5	0	0	0	63	39	24
DC OFFICE NAOGAON	16	13	3	0	0	0	0	0	0	22	21	1	0	0	0	44	39	5
DC OFFICE NATORE	11	8	3	7	4	3	0	0	0	4	0	4	0	0	0	27	17	10
DC OFFICE NAWABGANJ	10	5	5	5	2	3	0	0	0	4	0	4	0	0	0	24	12	12
DIVISIONAL TOTAL	130	94	36	27	17	10	9	0	9	130	103	27	0	0	0	352	262	90
BARISAL DIV COM OFFICE	4	3	1	0	0	0	1	0	1	0	0	0	0	0	0	8	6	2
DC OFFICE BARISAL	14	10	4	0	0	0	0	0	0	31	20	11	0	0	0	51	36	15
DC OFFICE JALOKATI	8	4	4	4	3	1	4	4	0	0	5	-5	0	0	0	23	21	2
DC OFFICE BHOLA	18	8	10	0	0	0	20	9	11	0	0	0	0	0	0	45	21	24
DC OFFICE PEROJPUR	16	11	5	0	0	0	5	20	-15	0	0	0	0	0	0	23	33	-10
DC OFFICE BARGUNA	10	6	4	0	0	0	0	0	0	13	10	3	0	0	0	30	20	10
DC OFFICE PATUAKHALI	17	12	5	0	0	0	1	0	1	14	16	-2	0	0	0	34	29	5
DIVISIONAL TOTAL	87	54	33	4	3	1	31	33	-2	58	51	7	0	0	0	214	166	48

3.7 Class-I employees of the divisional and deputy commissioner offices by grades (grade 6-9 and fixed grade), 2018

Divisional/Deputy Commissioner Offices	TK. 35500			TK. 29000			TK. 23000			TK. 22000			FIXED			TOTAL		
	Sanc.	Exist.	Vacancy	Sanc.	Exist.	Vacancy	Sanc.	Exist.	Vacancy	Sanc.	Exist.	Vacancy	Sanc.	Exist.	Vacancy	Sanc.	Exist.	Vacancy
SYLHET DIV COM OFFICE	0	0	0	1	1	0	0	0	0	5	3	2	0	0	0	9	7	2
DC OFFICE SYLHET	17	14	3	0	0	0	32	34	-2	2	0	2	0	0	0	58	55	3
DC OFFICE HABIGANJ	15	10	5	0	0	0	27	20	7	0	0	0	0	0	0	50	37	13
DC OFFICE SUNAMGONJ	17	11	6	0	0	0	30	19	11	0	0	0	0	0	0	53	36	17
DC OFFICE MOULAVIBAZAR	11	8	3	1	1	0	17	22	-5	1	0	1	0	0	0	37	36	1
DIVISIONAL TOTAL	60	43	17	2	2	0	106	95	11	8	3	5	0	0	0	207	171	36
RANGPUR DIV COM OFFICE	0	0	0	1	0	1	0	0	0	4	3	1	0	0	0	10	8	2
DC OFFICE DINAJPUR	18	13	5	0	0	0	23	19	4	2	1	1	0	0	0	49	39	10
DC OFFICE THAKURGAON	9	5	4	0	0	0	6	8	-2	4	2	2	0	0	0	24	20	4
DC OFFICE PANCHAGARH	7	5	2	2	0	2	5	2	3	6	2	4	0	0	0	25	14	11
DC OFFICE GAIBANDHA	12	7	5	7	2	5	4	10	-6	0	0	0	0	0	0	30	24	6
DC OFFICE KURIGRAM	10	10	0	21	5	16	0	6	-6	2	1	1	0	0	0	38	27	11
DC OFFICE LALMONIRHAT	5	6	-1	9	3	6	0	0	0	5	9	-4	0	0	0	25	23	2
DC OFFICE NILPHAMARI	8	6	2	4	1	3	10	13	-3	1	0	1	0	0	0	29	25	4
DC OFFICE RANGPUR	14	10	4	9	2	7	0	0	0	10	16	-6	0	0	0	40	34	6
DIVISIONAL TOTAL	83	62	21	53	13	40	48	58	-10	34	34	0	0	0	0	270	214	56
MYMENSINGH DIV COM OFFICE	2	2	0	0	0	0	0	0	0	3	3	0	0	0	0	9	8	1
DC OFFICE MYMENSINGH	39	35	4	12	4	8	0	0	0	95	88	7	0	0	0	170	147	23
DC OFFICE JAMALPUR	11	7	4	0	0	0	0	0	0	25	12	13	0	0	0	41	22	19
DC OFFICE SHERPUR	6	0	6	0	0	0	0	0	0	15	16	-1	0	0	0	32	27	5
DC OFFICE NETROKONA	14	10	4	0	0	0	0	0	0	21	16	5	0	0	0	42	30	12
DIVISIONAL TOTAL	72	54	18	12	4	8	0	0	0	159	135	24	0	0	0	294	234	60
GRAND TOTAL	1021	686	335	161	73	88	372	391	-19	806	679	127	0	0	0	2829	2226	603

3.8 Class-I employees of the autonomous bodies and corporations by grades (grade 1-5), 2018

Autonomous Bodies/ Corporations	Tk. 78000			Tk. 66000			Tk. 56500			Tk. 50000			Tk. 43000		
	Sanc.	Exist.	Vacancy	Sanc.	Exist.	Vacancy	Sanc.	Exist.	Vacancy	Sanc.	Exist.	Vacancy	Sanc.	Exist.	Vacancy
MINISTRY OF AGRICULTURE															
BANGLADESH AGRI DEV CORP	0	0	0	16	16	0	12	9	3	86	82	4	270	237	33
BANGLADESH AGRI RES INST	1	1	0	9	2	7	42	32	10	113	93	20	4	1	3
BANGLADESH AGRICULTURE RES. COUNCIL	1	0	1	7	3	4	16	8	8	26	11	15	4	4	0
BANGLADESH JUTE RESEARCH INSTITUTE	1	0	1	3	0	3	12	12	0	35	31	4	3	2	1
BARIND MULTIPURPOSE DEVELOPMENT AUTHORITY, RAJSHAHI	1	1	0	0	0	0	0	0	0	1	1	0	0	0	0
BD APPLIED NUTRITION & HUMAN RESOURCE DEV. BOARD	0	0	0	0	0	0	1	1	0	1	0	1	0	0	0
BD INST OF NUCLEAR AGRI, MYM	1	1	0	3	3	0	16	6	10	21	15	6	2	0	2
BD SUGARCANE RESEARCH INSTITUTE	1	1	0	2	1	1	16	4	12	26	12	14	23	23	0
RICE RESEARCH INST	0	0	0	2	1	1	23	14	9	44	43	1	4	4	0
MINISTRY TOTAL	6	4	2	42	26	16	138	86	52	353	288	65	310	271	39
MINISTRY OF CIVIL AVIATION AND TOURISM															
BANGLADESH SERVICES LIMITED	1	1	0	0	0	0	0	0	0	0	0	0	1	1	0
BANGLADESH TOURISM BOARD	0	0	0	1	1	0	2	2	0	0	0	0	0	0	0
BIMAN BANGLADESH AIRLINES LTD.	0	0	0	10	7	3	47	38	9	31	32	-1	76	63	13
CIVIL AVIATION AUTHORITY	0	0	0	1	1	0	4	4	0	12	12	0	18	16	2
PARJATAN CORP.	0	0	0	1	1	0	3	3	0	10	6	4	44	32	12
MINISTRY TOTAL	1	1	0	13	10	3	56	47	9	53	50	3	139	112	27
MINISTRY OF COMMERCE															
BANGLADESH TEA BOARD, CTG	1	1	0	2	1	1	5	3	2	9	2	7	4	2	2
EXPORT PROMOTION BUREAU	0	0	0	1	1	0	2	2	0	0	0	0	10	9	1
INST OF CHARTERED ACCOUNTANTS OF BANGLADESH	1	1	0	2	2	0	7	7	0	0	0	0	2	2	0
INST OF COST & MANG ACCOUNTS	1	1	0	0	0	0	3	1	2	5	2	3	9	8	1
TARIF COMMISSION	1	1	0	0	0	0	7	5	2	0	0	0	10	9	1
TRADING CORP OF BANGLADESH	0	0	0	1	1	0	9	5	4	1	1	0	17	2	15
MINISTRY TOTAL	4	4	0	6	5	1	33	23	10	15	5	10	52	32	20

3.8 Class-I employees of the autonomous bodies and corporations by grades (grade 1-5), 2018

Autonomous Bodies/ Corporations	Tk. 78000			Tk. 66000			Tk. 56500			Tk. 50000			Tk. 43000		
	Sanc.	Exist.	Vacancy	Sanc.	Exist.	Vacancy	Sanc.	Exist.	Vacancy	Sanc.	Exist.	Vacancy	Sanc.	Exist.	Vacancy
MINISTRY OF CTG. HILL TRACTS AFFAIRS															
CHITTAGONG HILL TRACTS REGIONAL COUNCIL, RANGAMATI	0	0	0	0	0	0	1	0	1	0	0	0	2	2	0
CHTS DEV BOARD /RANGAMATI	0	0	0	0	0	0	1	1	0	0	0	0	4	4	0
CIVIL AFFAIRS OFFICE	0	0	0	0	0	0	0	0	0	0	0	0	1	1	0
DIST. COUNCIL, KHAGRACHARI HILL DIST	0	0	0	0	0	0	0	0	0	0	0	0	1	0	1
DISTRICT COUNCIL, BANDARBAN HILL DISTRICT	0	0	0	0	0	0	0	0	0	0	0	0	1	1	0
RANGAMATI HILL DISTRICT COUNCIL	0	0	0	0	0	0	0	0	0	1	1	0	0	0	0
MINISTRY TOTAL	0	0	0	0	0	0	2	1	1	1	1	0	9	8	1
MINISTRY OF CULTURAL AFFAIRS															
AHSAN MANZIL MUSEUM	0	0	0	0	0	0	0	0	0	0	0	0	0	0	0
BANGLA ACADEMY, DHAKA	0	0	0	3	3	0	0	0	0	0	0	0	5	3	2
BD NATIONAL MUSEUM	0	0	0	0	0	0	2	2	0	0	0	0	6	3	3
COX'S BAZAR CULTURAL CENTRE	0	0	0	0	0	0	0	0	0	0	0	0	0	0	0
FOLK ART & CRAFTS FOUNDATION	0	0	0	0	0	0	0	0	0	1	1	0	0	0	0
JATIYO GRANTHO KENDRA (NATIONAL BOOK CENTRE)	0	0	0	0	0	0	0	0	0	1	1	0	1	0	1
NAZRUL INSTITUTE	0	0	0	0	0	0	1	0	0	1	1	0	0	0	0
OSMANIA MUSEUM, SYLHET	0	0	0	0	0	0	0	0	0	0	0	0	0	0	0
RAJSHAHI DIV ETHNIC MINORITY CULT ACA	0	0	0	0	0	0	0	0	0	0	0	0	0	0	0
SHILPACHARYA ZAINUL ABEDIN SHANGRAHASHALA MYM	0	0	0	0	0	0	0	0	0	0	0	0	0	0	0
SHILPOKALA ACADEMY	0	0	0	2	2	0	0	0	0	0	0	0	6	3	3
TRIBAL CULT ACADEMY, NETRAKONA	0	0	0	0	0	0	0	0	0	0	0	0	0	0	0
TRIBAL CULT INST, RANGAMATI	0	0	0	0	0	0	0	0	0	0	0	0	0	0	0
TRIBAL CULTURAL INST, BANDARBAN	0	0	0	0	0	0	0	0	0	0	0	0	0	0	0
TRIBAL CULTURAL INSTITUTE, KHAGRACHHARI	0	0	0	0	0	0	0	0	0	0	0	0	0	0	0
ZIA MEMORIAL MUSEUM, CHITTAGONG	0	0	0	0	0	0	0	0	0	0	0	0	0	0	0
MINISTRY TOTAL	0	0	0	5	5	0	3	3	0	3	3	0	18	9	9

3.8 Class-I employees of the autonomous bodies and corporations by grades (grade 1-5), 2018

Autonomous Bodies/ Corporations	Tk. 78000			Tk. 66000			Tk. 56500			Tk. 50000			Tk. 43000		
	Sanc.	Exist.	Vacancy	Sanc.	Exist.	Vacancy	Sanc.	Exist.	Vacancy	Sanc.	Exist.	Vacancy	Sanc.	Exist.	Vacancy
MINISTRY OF DEFENCE															
BANGLADESH CADET COLLEGE	0	0	0	0	0	0	0	0	0	7	4	3	74	69	5
SPACE RES & REMOT SENSING ORG	0	0	0	4	5	-1	5	4	1	13	7	6	1	1	0
MINISTRY TOTAL	0	0	0	4	5	-1	5	4	1	20	11	9	75	70	5
MINISTRY OF DISASTER MANAGEMENT AND RELIEF															
CYCLONE PREPAREDNESS PROGRAMME BD RED CRESENT SOCI	0	0	0	0	0	0	0	0	0	1	0	1	2	2	0
MYANMAR REFUGEE CELL OF DMRD, BANGLADESH SECRE.	0	0	0	0	0	0	0	0	0	1	1	0	1	0	1
REFUGEE HEALTH UNIT, CIVIL SURGEON OFFICE, COX'S BAZAR	0	0	0	0	0	0	0	0	0	0	0	0	0	0	0
REFUGEE RELIEF & REPATRIATION COMMISSIONER OFFICE	0	0	0	0	0	0	1	1	0	1	1	0	2	2	0
MINISTRY TOTAL	0	0	0	0	0	0	1	1	0	3	2	1	5	4	1
MINISTRY OF EDUCATION															
BANGLADESH SCOUTS	0	0	0	0	0	0	0	0	0	1	1	0	3	3	0
OBD TECHNICAL EDUCATION BOARD	0	0	0	0	0	0	1	0	1	6	5	1	20	18	2
MAOLANA BHASANI SCIENCE &TECH UNIVERSITY	2	2	0	0	0	0	15	6	9	14	25	-11	16	9	7
SECONDARY AND HIGHER EDUCATION DIVISION															
BANGABANDHU SK MUJIBUR RAHMAN SCIENCE & TECH UNIV	7	7	0	0	0	0	1	1	0	0	0	0	4	4	0
BANGABANDHU SK. MUJIBUR RAHMAN AGRI. UNIVERSITY	62	42	20	0	0	0	7	3	4	65	21	44	10	7	3
BANGLADESH AGRICULTURAL UNIVERSITY, MYM	1	1	0	0	0	0	193	258	-65	127	139	-12	17	35	-18
BANGLADESH INSTITUTE OF CAPITAL MARKET	1	1	0	1	1	0	5	0	5	5	1	4	3	0	3

3.8 Class-I employees of the autonomous bodies and corporations by grades (grade 1-5), 2018

Autonomous Bodies/ Corporations	Tk. 78000			Tk. 66000			Tk. 56500			Tk. 50000			Tk. 43000		
	Sanc.	Exist.	Vacancy	Sanc.	Exist.	Vacancy	Sanc.	Exist.	Vacancy	Sanc.	Exist.	Vacancy	Sanc.	Exist.	Vacancy
MINISTRY OF EDUCATION															
BANGLADESH OPEN UNIVERSITY, GAZIPUR	4	3	1	0	0	0	27	23	4	69	77	-8	42	30	12
BANGLADESH TEXTILE UNIVERSITY	3	1	2	0	0	0	13	3	10	9	6	3	5	3	2
BANGLADESH UNIVERSITY OF PROFESSIONALS	0	0	0	0	0	0	0	0	0	0	0	0	5	5	0
BD NATIONAL COMMISSION FOR UNESCO	0	0	0	0	0	01	1	0	0	0	0	0	2	1	1
BD UNIVERSITY OF ENGG & TECHNOLOGY	1	1	0	188	208	-20	26	22	4	188	54	134	71	58	13
BEGUM ROKEYA UNIVERSITY, RANGPUR	0	0	0	0	0	0	4	1	3	8	10	-2	13	7	6
BOARD OF INTER & SECON EDU, CHITTAGONG	0	0	0	0	0	0	0	0	0	9	9	0	7	6	1
BOARD OF INTER & SECON EDU, COMILLA	0	0	0	0	0	0	0	0	0	3	3	0	12	12	0
BOARD OF INTER & SECON EDU, DHAKA	0	0	0	0	0	0	1	1	0	10	10	0	3	3	0
BOARD OF INTER & SECON EDU, DINAJPUR	0	0	0	0	0	0	1	1	0	6	6	0	3	2	1
BOARD OF INTER & SECON EDU, JESSORE	0	0	0	0	0	0	0	0	0	7	7	0	0	0	0
BOARD OF INTER & SECON EDU, RAJSHAHI	0	0	0	0	0	0	0	0	0	6	6	0	2	2	0
BOARD OF INTER & SECON EDU, SYLHET	0	0	0	0	0	0	0	0	0	3	3	0	3	3	0
BOARD OF INTER & SECOND EDU, BARISAL	0	0	0	0	0	0	1	1	0	0	0	0	4	3	1
CHITTAGONG UNIVERSITY	2	1	1	0	198	-198	149	76	73	156	239	-83	8	8	0
COMILLA UNIVERSITY	1	1	0	0	0	0	17	5	12	20	9	11	5	1	4
COUNCIL OF BD INST OF TECHNOLOGY, DHAKA	1	1	0	1	1	0	0	0	0	2	2	0	0	0	0
CTG VETERINARY & ANIMAL SCIENCE UNIVERSITY	0	0	0	1	1	0	36	24	12	39	22	17	7	5	2
CUET, CHITTAGONG	1	1	0	41	21	20	4	1	3	33	16	17	3	1	2
DHAKA UNIVERSITY	3	4	-1	729	684	45	15	15	0	360	340	20	112	171	-59
DUET, GAZIPUR	1	1	0	0	0	0	54	34	20	57	19	38	5	7	-2
HAZI MD. DANESH SCIENCE & TECH	2	1	1	0	0	0	96	49	47	161	41	120	17	0	17
INTERNATIONAL MOTHER LANGUAGE INSTITUTE	0	0	0	1	1	0	0	0	0	0	0	0	2	2	0
ISLAMIC UNIVERSITY	1	1	0	0	73	-73	32	81	-49	48	71	-23	42	27	15
JAGANNATH UNIVERSITY	0	0	0	0	0	0	84	55	29	95	52	43	10	10	0

3.8 Class-I employees of the autonomous bodies and corporations by grades (grade 1-5), 2018

Autonomous Bodies/ Corporations	Tk. 78000			Tk. 66000			Tk. 56500			Tk. 50000			Tk. 43000		
	Sanc.	Exist.	Vacancy	Sanc.	Exist.	Vacancy	Sanc.	Exist.	Vacancy	Sanc.	Exist.	Vacancy	Sanc.	Exist.	Vacancy
MINISTRY OF EDUCATION															
JATIYA KABI KAZI NAZRUL ISLAM UNIVERSITY, MYMENSINGH	1	1	0	0	0	0	10	10	0	15	5	10	3	2	1
JESSORE SCIENCE & TECH UNIVERSITY	1	1	0	0	0	0	19	6	13	12	6	6	3	3	0
KHULNA UNIVERSITY, KHULNA	1	1	0	0	0	0	38	107	-69	40	73	-33	12	46	-34
KUET, KHULNA	2	1	1	0	0	0	73	62	11	79	42	37	10	6	4
NATIONAL CURR & TEXT BOOK BOARD, DHAKA	0	0	0	1	1	0	4	4	0	1	1	0	17	17	0
NATIONAL UNIVERSITY, GAZIPUR	0	0	0	0	0	0	13	16	-3	9	14	-5	78	119	-41
NGTE RETIREMENT BENEFIT BOARD	0	0	0	0	0	0	0	0	0	1	0	1	3	0	3
NOAKHALI SCIENCE & TECH UNIVERSITY	1	1	0	10	1	9	6	2	4	17	9	8	6	3	3
NON GOV. EDU INST & TEACHERS & EM. WEL. TRUST	0	0	0	0	0	0	0	0	0	0	0	0	2	1	1
NON GOV. TEACHERS REG & CERTI AUTH (NTRCA)	0	0	0	0	0	0	4	4	0	0	0	0	17	16	1
NTRMAS	0	0	0	0	0	0	0	0	0	2	1	1	2	2	0
PABNA SCIENCE & TECH UNIVERSITY	1	1	0	0	0	0	0	0	0	16	10	6	4	3	1
PATUAKHALI SCIENCE & TECH UNIVERSITY	6	6	0	0	0	0	28	30	-2	0	41	-41	11	9	2
RAJSHAHI UNIVERSITY	0	0	0	2	2	0	211	424	-213	219	266	-47	119	116	3
RESIDENTIAL MODEL COLLEGE, DHAKA	0	0	0	0	0	0	0	0	0	1	1	0	20	18	2
RUET, RAJSHAHI	1	1	0	0	0	0	49	36	13	51	14	37	7	6	1
SHAHJALAL UNIVERSITY OF SCIENCE & TECH., SYLHET	0	0	0	0	0	0	199	99	100	221	101	120	22	17	5
SHER-E-BANGLA AGRICULTURAL UNIVERSITY	18	18	0	5	5	0	35	35	0	33	33	0	15	15	0
SYLHET AGRICULTURAL UNIVERSITY	1	1	0	0	0	0	47	33	14	49	39	10	5	24	-19
UNIVERSITY GRANTS COMMISSION, BD	6	5	1	10	6	4	13	11	2	0	0	0	34	18	16
JAHANGIRNAGAR UNIVERSITY	3	3	0	0	0	0	216	211	5	135	127	8	40	35	5
DIVISIONAL TOTAL	133	107	26	990	1203	-213	1732	1745	-13	2387	1946	441	847	889	-42

3.8 Class-I employees of the autonomous bodies and corporations by grades (grade 1-5), 2018

Autonomous Bodies/ Corporations	Tk. 78000			Tk. 66000			Tk. 56500			Tk. 50000			Tk. 43000		
	Sanc.	Exist.	Vacancy	Sanc.	Exist.	Vacancy	Sanc.	Exist.	Vacancy	Sanc.	Exist.	Vacancy	Sanc.	Exist.	Vacancy
TECHNICAL AND MADRASAH EDUCATION DIVISION															
BANGLADESH MADRASAH TEACHERS TRAIN, INSTITUTE	0	0	0	0	0	0	0	0	0	6	6	0	1	1	0
MADRASAH EDUCATION BOARD	0	0	0	0	0	0	0	0	0	1	1	0	6	5	1
NACTAR, BOGRA	0	0	0	0	0	0	0	0	0	1	1	0	0	0	0
NATIONAL ACADEMY FOR COMPUTER TRNG & RES (NACTAR)	0	0	0	0	0	0	0	0	0	1	1	0	2	0	2
DIVISIONAL TOTAL	0	0	0	0	0	0	0	0	0	9	9	0	9	6	3
MINISTRY TOTAL	135	109	26	990	1203	-213	1748	1751	-3	2417	1986	431	895	925	-30
ELECTION COMMISSION SECRETARIATE															
ELECTORAL TRAINING INSTITUTE	0	0	0	0	0	0	1	1	0	0	0	0	2	2	0
MINISTRY TOTAL	0	0	0	0	0	0	1	1	0	0	0	0	2	2	0
MINISTRY OF ENVIRONMENT AND FOREST															
BANGLADESH CLIMATE CHANG TRUST	17	3	20	1	0	1	19	1	20	17	4	21	54	8	62
BD FOREST INDST DEV CORP	72	8	80	4	1	5	133	12	145	231	13	244	440	34	474
MINISTRY TOTAL	89	11	100	5	1	6	152	13	165	248	17	265	494	42	536
MINISTRY OF EXPATRIATES' WELFARE AND OVERSEAS EMPL.															
BOESL	1	1	0	0	0	0	3	2	1	0	0	0	1	1	0
WAGE EARNERS BOARD	0	0	0	2	2	0	1	1	0	0	0	0	0	0	0
MINISTRY TOTAL	1	1	0	2	2	0	4	3	1	0	0	0	1	1	0
MINISTRY OF FINANCE															
BASIC BANK	0	0	0	0	0	0	0	0	0	0	0	0	0	0	0
FINANCE DIVISION															
BANGLADESH INSURANCE ACADEMY	0	0	0	1	1	0	1	1	0	0	0	0	2	2	0
BANGLADESH SHILPA RIN SANGSTHA	0	0	0	4	1	3	6	5	1	15	14	1	18	16	2
BD HOUSE BUILDING FINANCE CORP	1	1	0	7	7	0	25	17	8	61	23	38	345	132	213

3.8 Class-I employees of the autonomous bodies and corporations by grades (grade 1-5), 2018

Autonomous Bodies/ Corporations	Tk. 78000			Tk. 66000			Tk. 56500			Tk. 50000			Tk. 43000		
	Sanc.	Exist.	Vacancy	Sanc.	Exist.	Vacancy	Sanc.	Exist.	Vacancy	Sanc.	Exist.	Vacancy	Sanc.	Exist.	Vacancy
FINANCE DIVISION															
INVESTMENT CORP OF BANGLADESH	1	1	0	10	7	3	39	39	0	65	63	2	79	64	15
JIBAN BIMA CORP	1	1	0	6	6	0	11	5	6	17	17	0	73	72	1
MICROCREDIT REGULATORY AUTHORITY	0	0	0	1	1	0	0	0	0	0	0	0	2	2	0
SADHARAN BIMA CORP DHAKA	1	1	0	6	1	5	15	13	2	15	12	3	60	43	17
SECURITIES & EXCHANGE COMMISSION	4	3	1	0	0	0	9	9	0	15	15	0	25	22	3
THE SECURITY PRINTING CORPORATION	0	0	0	1	1	0	9	9	0	14	12	2	24	20	4
DIVISIONAL TOTAL	8	7	1	36	25	11	115	98	17	202	156	46	628	373	255
FINANCIAL INSTITUTION DIV															
AGRANI BANK	0	0	0	25	25	0	106	106	0	303	302	1	909	908	1
ANSAR VDP UNNAYAN BANK	1	1	0	2	1	1	5	0	5	10	7	3	83	66	17
BANGLADESH BANK	3	2	1	28	27	1	89	89	0	401	408	-7	1173	1178	-5
BANGLADESH COMMERCE BANK LIMITED	3	3	0	103	59	44	43	19	24	0	0	0	0	0	0
BANGLADESH DEVELOPMENT BANK LTD.	0	0	0	14	7	7	44	19	25	69	61	8	108	40	68
BANGLADESH INST OF CAPITAL MARKET (BICM)	1	1	0	3	0	3	5	0	5	0	0	0	5	1	4
BANGLADESH SHILPA BANK	1	1	0	6	2	4	17	14	3	33	27	6	63	62	1
BASIC BANK	1	0	1	0	0	0	0	0	0	230	159	71	430	294	136
GRAMEEN BANK	1	0	1	7	3	4	0	49	-49	0	92	-92	0	422	-422
INSURANCE DEV AUTHORITY (IDRA)	2	2	0	0	0	0	9	8	1	1	1	0	2	2	0
JANATA BANK	1	1	0	35	33	2	148	147	1	343	342	1	814	812	2
KARMASANGSTHAN BANK	1	1	0	5	3	2	16	16	0	46	46	0	162	116	46
KRISHI BANK	1	1	0	20	12	8	121	78	43	341	213	128	703	524	179
PALLI SANCHAY BANK	0	0	0	2	2	0	0	0	0	0	0	0	0	0	0
PROBASHI KALLAN BANK	1	1	0	2	1	1	5	1	4	15	0	15	43	2	41
RAJSHAHI KRISHI UNNAYAN BANK	1	1	0	7	5	2	48	15	33	85	71	14	229	196	33
RUPALI BANK	1	1	0	20	20	0	106	88	18	199	176	23	823	654	169
SONALI BANK	1	1	0	34	28	6	150	129	21	402	375	27	1334	1277	57
DIVISIONAL TOTAL	20	17	3	313	228	85	912	778	134	2478	2280	198	6881	6554	327
MINISTRY TOTAL	28	24	4	349	253	96	1027	876	151	2680	2436	244	7509	6927	582

3.8 Class-I employees of the autonomous bodies and corporations by grades (grade 1-5), 2018

Autonomous Bodies/ Corporations	Tk. 78000			Tk. 66000			Tk. 56500			Tk. 50000			Tk. 43000		
	Sanc.	Exist.	Vacancy	Sanc.	Exist.	Vacancy	Sanc.	Exist.	Vacancy	Sanc.	Exist.	Vacancy	Sanc.	Exist.	Vacancy
MINISTRY OF FISHERIES AND LIVESTOCK															
BANGLADESH VETERINARY COUNCIL, DHAKA	0	0	0	0	0	0	0	0	0	1	1	0	2	2	0
BD FISHERIES DEV CORPORATION	0	0	0	1	1	0	2	2	0	2	1	1	15	2	13
BD LIVESTOCK RESEARCH INSTITUTE, SAVAR	0	0	0	1	0	1	7	3	4	9	7	2	1	1	0
FISHERIES RESEARCH INSTITUTE	0	0	0	1	1	0	10	3	7	38	10	28	8	5	3
MARINE FISHERIES ACADEMY	0	0	0	0	0	0	0	0	0	1	0	1	2	1	1
MINISTRY TOTAL	0	0	0	3	2	1	19	8	11	51	19	32	28	11	17
MINISTRY OF FOREIGN AFFAIRS															
FOREIGN SERVICE ACADEMY	1	1	0	0	0	0	0	0	0	0	0	0	1	1	0
INST OF INTL & STRATEGIC STU	2	1	1	5	2	3	0	0	0	7	5	2	0	0	0
MINISTRY TOTAL	3	2	1	5	2	3	0	0	0	7	5	2	1	1	0
MINISTRY OF HEALTH AND FAMILY WELFARE															
MEDICAL EDU. & FAMILY WELFARE DIVISION															
BANGABANDHU SK. MUJIB MEDICAL UNIVERSITY	5	5	0	0	0	0	177	166	11	155	155	0	20	20	0
BD. COLLEGE OF PHYSICIANS & SURGEONS	0	0	0	0	0	0	3	2	1	0	0	0	1	0	1
BD. HOMEOPATHY BOARD	0	0	0	0	0	0	0	0	0	0	0	0	1	1	0
BD. MEDICAL & DENTAL COUNCIL	0	0	0	1	1	0	0	0	0	1	1	0	0	0	0
BD. MEDICAL RESEARCH COUNCIL	0	0	0	0	0	0	1	1	0	1	0	1	0	0	0
BD. NURSING COUNCIL	0	0	0	0	0	0	0	0	0	1	1	0	0	0	0
BD. PHARMACY COUNCIL	0	0	0	0	0	0	0	0	0	1	1	0	1	1	0
BD. STATE MEDICAL FACULTY	0	0	0	0	0	0	0	0	0	1	1	0	1	1	0
BD. UNANI & AYURVEDIC BOARD	0	0	0	0	0	0	0	0	0	0	0	0	0	0	0
DIVISIONAL TOTAL	5	5	0	1	1	0	181	169	12	160	159	1	24	23	1
MINISTRY TOTAL	5	5	0	1	1	0	181	169	12	160	159	1	24	23	1

3.8 Class-I employees of the autonomous bodies and corporations by grades (grade 1-5), 2018

Autonomous Bodies/ Corporations	Tk. 78000			Tk. 66000			Tk. 56500			Tk. 50000			Tk. 43000		
	Sanc.	Exist.	Vacancy	Sanc.	Exist.	Vacancy	Sanc.	Exist.	Vacancy	Sanc.	Exist.	Vacancy	Sanc.	Exist.	Vacancy
MINISTRY OF HOUSING AND PUBLIC WORKS															
CTG. DEV, AUTHORITY	0	0	0	0	0	0	4	3	1	2	2	0	1	1	0
HOUSING & BUILDING RES. INST.	0	0	0	0	0	0	1	1	0	2	2	0	0	0	0
KHULNA DEV. AUTHORITY	1	1	0	0	0	0	1	0	1	2	1	1	2	1	1
NATIONAL HOUSING AUTHORITY	0	0	0	1	1	0	4	4	0	6	5	1	12	12	0
RAJDHANI UNNAYAN KARTIPAKKHA	1	1	0	0	0	0	5	5	0	5	4	1	35	22	13
RAJSHAHI DEV. AUTHORITY	0	0	0	0	0	0	1	1	0	0	0	0	3	1	2
MINISTRY TOTAL	2	2	0	1	1	0	16	14	2	17	14	3	53	37	16
MINISTRY OF INDUSTRIES															
BANGLADESH ACCREDITATION BOARD (BAB)	0	0	0	0	0	0	1	1	0	0	0	0	1	0	1
BD. CHEMICAL INDUSTRIES CORP	1	1	0	33	26	7	142	76	66	263	136	127	419	279	140
BD. IND TECH ASSISTANCE CENTRE (BITAC)	0	0	0	1	1	0	0	0	0	4	2	2	6	6	0
BD. INSTITUTE OF MANAGEMENT	0	0	0	1	1	0	3	3	0	0	0	0	14	10	4
BD. SMALL & COTTAGE INDUSTRIES CORP	0	0	0	1	1	0	20	6	14	1	1	0	0	0	0
BD. STANDARD & TESTING INST	0	0	0	1	1	0	0	0	0	9	9	0	0	0	0
BD. STEEL & ENGINEERING CORPORATION	0	0	0	5	4	1	37	13	24	52	27	25	57	48	9
BD. SUGAR & FOOD INDUSTRIES CORP	0	0	0	1	1	0	34	30	4	487	212	275	0	0	0
MINISTRY TOTAL	1	1	0	43	35	8	237	129	108	816	387	429	497	343	154
MINISTRY OF INFORMATION															
BANGLADESH PRESS COUNCIL	1	1	0	0	0	0	1	1	0	0	0	0	0	0	0
BANGLADESH SANGBAD SANGSTHA	0	0	0	0	0	0	0	0	0	0	0	0	1	1	0
FILM DEVELOPMENT CORPORATION	0	0	0	1	1	0	0	0	0	3	3	0	4	2	2
PRESS INST OF BANGLADESH	0	0	0	1	1	0	4	4	0	1	0	1	6	3	3
MINISTRY TOTAL	1	1	0	2	2	0	5	5	0	4	3	1	11	6	5

3.8 Class-I employees of the autonomous bodies and corporations by grades (grade 1-5), 2018

Autonomous Bodies/ Corporations	Tk. 78000			Tk. 66000			Tk. 56500			Tk. 50000			Tk. 43000		
	Sanc.	Exist.	Vacancy	Sanc.	Exist.	Vacancy	Sanc.	Exist.	Vacancy	Sanc.	Exist.	Vacancy	Sanc.	Exist.	Vacancy
MINISTRY OF JUTE AND TEXTILE															
B T M C	0	0	0	0	0	0	15	2	13	11	7	4	10	6	4
BANGLADESH HANDLOOM BOARD	0	0	0	0	1	-1	9	8	1	3	1	2	10	7	3
BANGLADESH JUTE CORP	0	0	0	1	1	0	28	0	28	0	0	0	0	0	0
BANGLADESH SERICULTURE BOARD	0	0	0	0	0	0	1	1	0	8	2	6	2	0	2
BD. JUTE MILLS CORP	2	1	1	0	0	0	53	16	37	110	35	75	204	108	96
BD. SERICULTURE RES & TRNG INST, RAJSHAHI	0	0	0	0	0	0	1	0	1	2	0	2	1	1	0
MINISTRY TOTAL	2	1	1	1	2	-1	107	27	80	134	45	89	227	122	105
MINISTRY OF LABOUR AND EMPLOYMENT															
NATIONAL SKILLS DEVELOPMENT	0	0	0	1	1	0	0	0	0	0	0	0	2	2	0
MINISTRY TOTAL	0	0	0	1	1	0	0	0	0	0	0	0	2	2	0
MINISTRY OF LGRD AND CO-OPERATIVE															
LOCAL GOVERNMENT DIVISION															
BARISAL CITY CORPORATION	0	0	0	0	0	0	1	1	0	1	1	0	4	4	0
COMILLA CITY CORPORATION	0	0	0	0	0	0	0	0	0	0	0	0	1	1	0
CTG. CITY CORPORATION	0	0	0	0	0	0	0	0	0	3	2	1	9	9	0
DHAKA NORTH CITY CORPORATION	0	0	0	3	3	0	3	3	0	20	14	6	6	4	2
DHAKA SOUTH CITY CORPORATION	0	0	0	1	1	0	3	2	1	13	9	4	10	9	1
GAZIPUR CITY CORPORATION	0	0	0	0	0	0	1	1	0	7	2	5	5	2	3
KHULNA CITY CORPORATION	0	0	0	0	0	0	1	1	0	1	0	1	2	2	0
NARAYANGANJ CITY CORPORATION	0	0	0	0	0	0	0	0	0	3	1	2	0	0	0
NATIONAL INST. OF LOCAL GOVT	0	0	0	1	1	0	0	0	0	4	4	0	4	4	0
RAJSHAHI CITY CORPORATION	0	0	0	0	0	0	0	0	0	1	1	0	4	5	-1
RANGPUR CITY CORPORATION	0	0	0	0	0	0	0	0	0	3	3	0	7	2	5
SYLHET CITY CORPORATION	0	0	0	0	0	0	0	0	0	4	3	1	4	2	2
WASA CHITTAGONG	0	0	0	0	0	0	4	4	0	6	4	2	3	3	0
WASA DHAKA	1	1	0	6	2	4	5	1	4	19	10	9	45	42	3
WASA KHULNA	1	1	0	0	0	0	0	0	0	2	1	1	4	2	2
WASA RAJSHAHI	0	0	0	0	0	0	0	0	0	0	0	0	0	0	0
DIVISIONAL TOTAL	2	2	0	11	7	4	18	13	5	87	55	32	108	91	17

3.8 Class-I employees of the autonomous bodies and corporations by grades (grade 1-5), 2018

Autonomous Bodies/ Corporations	Tk. 78000			Tk. 66000			Tk. 56500			Tk. 50000			Tk. 43000		
	Sanc.	Exist.	Vacancy	Sanc.	Exist.	Vacancy	Sanc.	Exist.	Vacancy	Sanc.	Exist.	Vacancy	Sanc.	Exist.	Vacancy
RURAL DEVELOPMENT AND CO-OPERATIVE DIVISION															
BARD, COMILLA	0	0	0	1	1	0	1	0	1	9	8	1	14	13	1
BANGABANDHU ACADEMY FOR P.A.& RURAL DEV. GOPALGANJ	0	0	0	0	0	0	1	1	0	3	0	3	4	0	1
BANGLADESH RURAL DEVELOPMENT BOARD & BRDTI, SYLHET	1	1	0	0	0	0	6	2	4	0	0	0	10	6	4
BANGLADESH SAMABAYA BANK LTD	0	0	0	0	0	0	0	0	0	3	3	0	0	0	0
BD. CO-OPERATIVE ACADEMY	0	0	0	0	0	0	0	0	0	1	1	0	1	1	0
PALLI DARIDRO BIMOCION FOUNDATION	1	1	0	3	1	2	3	6	-3	15	14	1	56	18	38
R D A, BOGRA	0	0	0	1	0	1	1	0	1	8	4	4	10	9	1
DIVISION TOTAL	2	2	0	5	2	3	12	9	3	39	30	9	95	47	48
MINISTRY TOTAL	4	4	0	16	9	7	30	22	8	126	85	41	203	138	65
MINISTRY OF LIBERATION WAR AFFAIRS															
BANGLADESH FREEDOM FIGHTER'S TRUST	0	0	0	1	1	0	1	1	0	3	3	0	0	0	0
BD. FREEDOM FIGHTERS WEL TRUST	0	0	0	0	0	0	1	1	0	0	0	0	4	4	0
JATIO MUKTIJODDHA COUNCIL	0	0	0	1	1	0	0	0	0	4	3	1	0	0	0
MINISTRY TOTAL	0	0	0	2	2	0	2	2	0	7	6	1	4	4	0
MINISTRY OF POST, TELECOM & INFORMATION TECH															
INFORMATION AND COMMUNICATION TECH DIVISION															
BANGLADESH HI-TECH PARK AUTHORITY	1	1	0	0	0	0	0	0	0	2	2	0	0	0	0
BD. COMPUTER COUNCIL	1	1	0	0	0	0	3	3	0	2	2	0	12	11	1
OFFICE OF THE CONTROLLER OF THE CERTIFYING AUTHOR.	0	0	0	0	0	0	1	1	0	0	0	0	2	2	0
DIVISIONAL TOTAL	2	2	0	0	0	0	4	4	0	4	4	0	14	13	1
MINISTRY TOTAL	2	2	0	0	0	0	4	4	0	4	4	0	14	13	1

3.8 Class-I employees of the autonomous bodies and corporations by grades (grade 1-5), 2018

Autonomous Bodies/ Corporations	Tk. 78000			Tk. 66000			Tk. 56500			Tk. 50000			Tk. 43000		
	Sanc.	Exist.	Vacancy	Sanc.	Exist.	Vacancy	Sanc.	Exist.	Vacancy	Sanc.	Exist.	Vacancy	Sanc.	Exist.	Vacancy
MINISTRY OF ENVIRONMENT, FOREST AND CLIMATE CHANGE															
BANGLADESH CLIMATE CHANG TRIST	0	0	0	1	1	0	1	1	0	1	1	0	2	2	0
BD FOREST INDST DEV CORP	0	0	0	0	0	0	10	6	4	8	2	6	18	3	15
MINISTRY TOTAL	0	0	0	1	1	0	11	7	4	9	3	6	20	5	15
MINISTRY OF PUBLIC ADMINISTRATION															
BIAM FOUNDATION	0	0	0	1	1	0	3	4	-1	0	0	0	1	2	-1
BOARD OF TRUSTEES	0	0	0	0	0	0	0	0	0	0	0	0	0	0	0
PUBLIC ADMN TRAINING CENTRE	1	1	0	6	4	2	0	0	0	0	0	0	20	15	5
REG PUB ADMN TRNG CENTRE	0	0	0	0	0	0	0	0	0	0	0	0	1	1	0
MINISTRY TOTAL	1	1	0	7	5	2	3	4	-1	0	0	0	22	18	4
MINISTRY OF ROAD TRANSPORT AND BRIDGES															
ROAD TRANSPORT AND HIGHWAY DIVISION															
BD ROAD TRANSPORT CORP	0	0	0	1	1	0	3	3	0	4	2	2	12	5	7
DHAKA TRANSPORT CO-ORDINATION BOARD	0	0	0	1	1	0	3	2	1	6	2	4	16	6	10
DIVISIONAL TOTAL	0	0	0	2	2	0	6	5	1	10	4	6	28	11	17
MINISTRY TOTAL	0	0	0	2	2	0	6	5	1	10	4	6	28	11	17
MINISTRY OF PLANNING															
PLANNING DIVISION															
ACADEMY FOR PLANNING & DEVELOPMENT	1	1	0	0	0	0	1	1	0	3	3	0	4	3	1
BANGLADESH INSTITUTE OF DEVELOPMENT STUDIES (BIDS)	1	1	0	0	0	0	5	3	2	16	8	8	4	3	1
DIVISIONAL TOTAL	2	2	0	0	0	0	6	4	2	19	11	8	8	6	2
MINISTRY TOTAL	2	2	0	0	0	0	6	4	2	19	11	8	8	6	2

3.8 Class-I employees of the autonomous bodies and corporations by grades (grade 1-5), 2018

Autonomous Bodies/ Corporations	Tk. 78000			Tk. 66000			Tk. 56500			Tk. 50000			Tk. 43000		
	Sanc.	Exist.	Vacancy	Sanc.	Exist.	Vacancy	Sanc.	Exist.	Vacancy	Sanc.	Exist.	Vacancy	Sanc.	Exist.	Vacancy
MINISTRY OF POST AND TELE COMMUNICATION															
BANGLADESH SUBMARINE CABLE COMPANY LIMITED (BSCCL)	1	1	0	12	7	5	0	0	0	0	0	0	36	23	13
BANGLADESH TELECOMMUNICATIONS CO. LTD.	0	0	0	1	1	0	27	17	10	66	32	34	204	116	88
MINISTRY TOTAL	1	1	0	13	8	5	27	17	10	66	32	34	240	139	101
MINISTRY OF POWER, ENERGY & MIN RESOURCES															
ENERGY AND MINERAL RESOURCES DIV															
BD ENERGY REGULATORY COMMISSION	0	0	0	1	0	1	4	3	1	0	0	0	8	5	3
BD OIL GAS & MINERAL CORP	0	0	0	26	26	0	0	0	0	43	24	19	54	9	45
PETROLEUM CORP	1	1	0	3	13	-10	6	5	1	17	9	8	0	0	0
DIVISIONAL TOTAL	1	1	0	30	39	-9	10	8	2	60	33	27	62	14	48
POWER DIVISION															
DHAKA POWER DISTRIBUTION CO. LTD.	0	0	0	1	1	0	1	1	0	0	0	0	0	0	0
POWER DEV BOARD	1	1	0	16	16	0	8	7	1	77	69	8	399	382	17
RURAL ELECTRIFICATION BOARD	1	1	0	9	9	0	1	0	1	52	50	2	2	1	1
SUSTAINABLE & RENEWABLE ENERGY DEV. AITH. (SREDA)	0	0	0	1	1	0	5	5	0	0	0	0	5	4	1
DIVISIONAL TOTAL	2	2	0	27	27	0	15	13	2	129	119	10	406	387	19
MINISTRY TOTAL	3	3	0	57	66	-9	25	21	4	189	152	37	468	401	67
PRIME MINISTER'S OFFICE															
BANGLADESH ECONOMIC ZONE AUTHORITY	1	1	0	3	2	1	8	4	4	0	0	0	13	7	6
BD EXPORT PROCESSING ZONE AUTHORITY	1	1	0	0	0	0	21	19	2	28	7	21	49	39	10
PRIVATIZATION COMMISSION	3	4	-1	0	0	0	5	3	2	0	0	0	7	7	0
PUBLIC-PRIVATE PARTNERSHIP OFFICE	1	1	0	0	0	0	3	2	1	0	0	0	4	4	0
MINISTRY TOTAL	6	7	-1	3	2	1	37	28	9	28	7	21	73	57	16

3.8 Class-I employees of the autonomous bodies and corporations by grades (grade 1-5), 2018

Autonomous Bodies/ Corporations	Tk. 78000			Tk. 66000			Tk. 56500			Tk. 50000			Tk. 43000		
	Sanc.	Exist.	Vacancy	Sanc.	Exist.	Vacancy	Sanc.	Exist.	Vacancy	Sanc.	Exist.	Vacancy	Sanc.	Exist.	Vacancy
MINISTRY OF RELIGIOUS AFFAIRS															
BUDHIST RELIGIOUS WELFARE TRUST	0	0	0	0	0	0	0	0	0	0	0	0	1	1	0
HINDU RELIGIOUS WELFARE TRUST	0	0	0	0	0	0	1	1	0	0	0	0	0	0	0
ISLAMIC FOUNDATION BANGLADESH	3	3	0	0	0	0	0	0	0	1	1	0	17	25	-8
OFFICE OF THE ADMINISTRATOR OF WAQF	0	0	0	1	1	0	1	1	0	2	1	1	0	0	0
MINISTRY TOTAL	3	3	0	1	1	0	2	2	0	3	2	1	18	26	-8
MINISTRY OF SCIENCE AND TECHNOLOGY															
BANGABANDHU SK MUJIB NOVO THEATRE	0	0	0	0	0	0	1	1	0	0	0	0	1	0	1
BANSDOC	0	0	0	0	0	0	1	1	0	1	1	0	0	0	0
BCSIR	1	1	0	15	4	11	22	5	17	62	34	28	1	0	1
BD ATOMIC ENERGY COMMISSION	1	1	0	5	4	1	66	92	-26	114	123	-9	10	22	-12
BD COUNCIL OF SCIENCE & IND RES	1	1	0	15	4	11	22	15	7	62	40	22	1	0	1
NATIONAL MUSEAM OF SCIENCE & TECH	0	0	0	1	1	0	0	0	0	0	0	0	1	0	1
DIVISIONAL TOTAL	0	0	0	0	0	0	0	0	0	0	0	0	0	0	0
MINISTRY TOTAL	3	3	0	36	13	23	112	114	-2	239	198	41	14	22	-8
MINISTRY OF SHIPPING															
B I W T A	0	0	0	1	1	0	6	6	0	24	21	3	35	30	5
B I W T C	0	0	0	5	5	0	6	5	1	6	5	1	11	10	1
BANGALDESH SHIPPING CORPORATION	1	1	0	23	5	18	0	0	0	37	12	25	41	14	27
BANGLADESH LAND PORT AUTHORITY	0	0	0	1	1	0	9	8	1	1	0	1	0	0	0
CHITTAGONG PORT AUTHORITY	1	1	0	4	4	0	9	7	2	10	10	0	43	22	21
DOCK WORKER'S MANAGEMENT BOARD, CHITTAGONG.	0	0	0	0	0	0	1	0	1	0	0	0	4	3	1
DOCK WORKER'S MANAGEMENT BOARD, MONGLA	0	0	0	0	0	0	1	0	1	0	0	0	0	0	0
JATIO NADI RAKHKHA COMMISION	1	1	0	1	1	0	1	1	0	0	0	0	2	1	1
MONGLA PORT AUTHORITY	1	1	0	3	3	0	3	3	0	5	3	2	17	12	5
MINISTRY TOTAL	4	4	0	38	20	18	36	30	6	83	51	32	153	92	61

3.8 Class-I employees of the autonomous bodies and corporations by grades (grade 1-5), 2018

Autonomous Bodies/ Corporations	Tk. 78000			Tk. 66000			Tk. 56500			Tk. 50000			Tk. 43000		
	Sanc.	Exist.	Vacancy	Sanc.	Exist.	Vacancy	Sanc.	Exist.	Vacancy	Sanc.	Exist.	Vacancy	Sanc.	Exist.	Vacancy
MINISTRY OF SOCIAL WELFARE															
BANGLADESH NATIONAL SOCIAL WELFARE COUNCIL	0	0	0	0	0	0	1	1	0	1	1	0	0	0	0
BD JATYO SAMAJ KALLAYAN PARISHAD	0	0	0	0	0	0	1	1	0	0	0	0	3	0	3
NATIONAL FOUNDATION FOR DEV OF THE DISABLED PERSON	0	0	0	1	1	0	2	2	0	3	2	1	0	0	0
SHARIRIK PROTIBONDHI SUROKHA TRUST	0	0	0	0	0	0	1	0	1	2	0	2	0	0	0
SHEIKH ZAYED BIN SULTAN AL-NAHYAN TRUST	0	0	0	0	0	0	1	1	0	0	0	0	0	0	0
MINISTRY TOTAL	0	0	0	1	1	0	6	5	1	6	3	3	3	0	3
MINISTRY OF WATER RESOURCES															
BANGLADESH HAOR & WETLAND DEVELOPMENT BOARD	0	0	0	0	0	0	1	1	0	2	2	0	0	0	0
BANGLADESH WATER DEV BOARD	1	1	0	11	9	2	15	15	0	95	92	3	318	188	130
JOINT RIVERS COMMISSION, BANGLADESH	0	0	0	0	0	0	1	1	0	1	1	0	3	3	0
RIVER RESEARCH INSTITUTE, FARIDPUR	0	0	0	0	0	0	7	6	1	8	7	1	0	0	0
WATER RESOURCES PLANNING ORGANIZATION	0	0	0	1	1	0	2	1	1	8	6	2	0	0	0
MINISTRY TOTAL	1	1	0	12	10	2	26	24	2	114	108	6	321	191	130
MINISTRY OF WOMEN AND CHILDREN AFFAIRS															
BANGLADESH JATYO MOHILA SANGSTHA	0	0	0	0	0	0	1	1	0	1	1	0	0	0	0
BANGLADESH SHISHU ACADEMY	0	0	0	0	0	0	1	1	0	0	0	0	1	1	0
MINISTRY TOTAL	0	0	0	0	0	0	2	2	0	1	1	0	1	1	0
MINISTRY OF YOUTH AND SPORTS															
B K S P	0	0	0	0	0	0	1	1	0	3	2	1	10	3	7
BANGLADESH KRIRASHEBI KALYAN FOUNDATION	0	0	0	0	0	0	1	1	0	0	0	0	0	0	0
BANGLADESH NATIONAL SPORTS COUNCIL	0	0	0	0	0	0	0	0	0	0	0	0	5	5	0
MINISTRY TOTAL	0	0	0	0	0	0	2	2	0	3	2	1	15	8	7
GRAND TOTAL	219	186	33	1657	1695	-38	3920	3441	479	7641	6083	1558	11463	10038	1425

3.9 Class-I employees of the autonomous bodies and corporations by grades (grade 6-9 and fixed grade), 2018

Autonomous Bodies/ Corporations	TK. 35500			TK. 29000			TK. 23000			TK. 22000			HONORARY & FIXED			TOTAL		
	Sanc.	Exist.	Vacancy	Sanc.	Exist.	Vacancy	Sanc.	Exist.	Vacancy	Sanc.	Exist.	Vacancy	Sanc.	Exist.	Vacancy	Sanc.	Exist.	Vacancy
MINISTRY OF AGRICULTURE																		
BANGLADESH AGRI DEV CORP	60	60	0	0	0	0	0	0	0	389	286	103	0	0	0	833	690	143
BANGLADESH AGRI RES INST	251	246	5	0	0	0	0	0	0	379	372	7	0	0	0	799	747	52
BANGLADESH AGRICULTURE RES. COUNCIL	16	10	6	0	0	0	0	0	0	12	5	7	0	0	0	82	41	41
BANGLADESH JUTE RESEARCH INSTITUTE	50	42	8	0	0	0	0	0	0	71	53	18	0	0	0	175	140	35
BARIND MULTIPURPOSE DEVELOPMENT AUTHORITY, RAJSHAHI	10	10	0	0	0	0	0	0	0	30	30	0	0	0	0	42	42	0
BD APPLIED NUTRITION & HUMAN RESOURCE DEV. BOARD	4	0	4	0	0	0	0	0	0	6	3	3	0	0	0	12	4	8
BD INST OF NUCLEAR AGRI, MYM	52	47	5	0	0	0	0	0	0	115	67	48	0	0	0	210	139	71
BD SUGARCANE RESEARCH INSTITUTE	4	4	0	1	0	1	0	0	0	56	37	19	0	0	0	129	82	47
RICE RESEARCH INST	107	106	1	0	0	0	0	0	0	103	81	22	0	0	0	283	249	34
MINISTRY TOTAL	554	525	29	1	0	1	0	0	0	1161	934	227	0	0	0	2565	2134	431
MINISTRY OF CIVIL AVIATION AND TOURISM																		
BANGLADESH SERVICES LIMITED	0	0	0	0	0	0	0	0	0	0	0	0	0	0	0	2	2	0
BANGLADESH TOURISM BOARD	4	1	30	0	0	0	0	0	0	7	0	0	0	0	0	14	11	3
BIMAN BANGLADESH AIRLINES LTD.	211	193	18	423	375	48	0	0	0	0	0	0	0	0	0	798	708	90
CIVIL AVIATION AUTHORITY	50	44	6	71	66	5	0	0	0	117	100	17	0	0	0	273	243	30
PARJATAN CORP.	91	86	5	0	0	0	0	0	0	216	57	159	0	0	0	365	185	180
MINISTRY TOTAL	356	324	32	494	441	53	0	0	0	340	164	176	0	0	0	1452	1149	303
MINISTRY OF COMMERCE																		
BANGLADESH TEA BOARD CTG	20	14	6	0	0	0	0	0	0	30	27	3	0	0	0	71	50	21
EXPORT PROMOTION BUREAU	15	11	4	0	0	0	0	0	0	34	23	11	0	0	0	62	46	16
INST OF CHARTERED ACCOUNTANTS OF BANGLADESH	4	4	0	5	5	0	1	1	0	9	9	0	9	9	0	40	40	0
INST OF COST & MANG ACOUNTS	14	7	7	0	0	0	0	0	0	20	16	4	0	0	0	52	35	14
TARIF COMMISSION	8	5	3	0	0	0	0	0	0	13	11	2	0	0	0	39	31	8
TRADING CORP OF BANGLADESH	19	12	7	0	0	0	0	0	0	23	5	18	0	0	0	70	26	44
MINISTRY TOTAL	80	53	27	5	5	0	1	1	0	129	91	38	9	9	0	334	228	106

3.9 Class-I employees of the autonomous bodies and corporations by grades (grade 6-9 and fixed grade), 2018

Autonomous Bodies/ Corporations	TK. 35500			TK. 29000			TK. 23000			TK. 22000			HONORARY & FIXED			TOTAL		
	Sanc.	Exist.	Vacancy	Sanc.	Exist.	Vacancy	Sanc.	Exist.	Vacancy	Sanc.	Exist.	Vacancy	Sanc.	Exist.	Vacancy	Sanc.	Exist.	Vacancy
MINISTRY OF CTG. HILL TRACTS AFFAIRS																		
CHITTAGONG HILL TRACTS REGIONAL COUNCIL, RANGAMATI	2	0	2	0	0	0	0	0	0	9	4	5	0	0	0	14	6	8
CHTS DEV BOARD /RANGAMATI	5	4	1	0	0	0	0	0	0	13	8	5	1	1	0	24	18	6
CIVIL AFFAIRS OFFICE	0	0	0	0	0	0	0	0	0	1	0	1	0	0	0	2	1	1
DIST. COUNCIL, KHAGRACHARI HILL DIST	2	2	0	0	0	0	0	0	0	4	2	2	0	0	0	7	4	3
DISTRICT COUNCIL, BANDARBAN HILL DISTRICT	2	2	0	0	0	0	0	0	0	4	2	2	0	0	0	7	5	2
RANGAMATI HILL DISTRICT COUNCIL	2	1	1	0	0	0	0	0	0	4	2	2	0	0	0	7	4	3
MINISTRY TOTAL	13	9	4	0	0	0	0	0	0	35	18	17	1	1	0	61	38	23
MINISTRY OF CULTURAL AFFAIRS																		
AHSAN MANZIL MUSEUM	1	1	0	0	0	0	0	0	0	3	1	2	0	0	0	4	2	2
BANGLA ACADEMY, DHAKA	25	14	11	25	19	6	0	0	0	52	43	9	0	0	0	110	82	28
BD NATIONAL MUSEUM	11	9	2	0	0	0	0	0	0	31	18	13	0	0	0	50	32	18
COX'S BAZAR CULTURAL CENTRE	1	1	0	0	0	0	0	0	0	0	0	0	0	0	0	1	1	0
FOLK ART & CRAFTS FOUNDATION	1	0	1	0	0	0	0	0	0	3	2	1	0	0	0	5	3	2
JATIYO GRANTHO KENDRA (NATIONAL BOOK CENTRE)	1	1	0	6	2	4	0	0	0	1	1	0	0	0	0	10	5	5
NAZRUL INSTITUTE	1	1	0	0	0	0	0	0	0	5	1	4	0	0	0	8	4	4
OSMANIA MUSEUM, SYLHET	0	0	0	0	0	0	0	0	0	1	1	0	0	0	0	1	1	0
RAJSHAHI DIV ETHNIC MINORITY CULT ACA	1	1	0	0	0	0	0	0	0	1	1	0	0	0	0	2	2	0
SHILAPACHARYA ZAINUL ABEDIN SHANGRAHASHALA, MYM	1	1	0	0	0	0	0	0	0	1	1	0	0	0	0	2	2	0
SHILPOKALA ACADEMY	18	8	10	0	0	0	43	29	14	108	77	31	0	0	0	177	119	58
TRIBAL CULT ACADEMY NETROKONA	1	1	0	0	0	0	0	0	0	1	1	0	0	0	0	2	2	0
TRIBAL CULT INST, RANGAMATI	1	0	1	0	0	0	0	0	0	4	1	3	0	0	0	5	1	4
TRIBAL CULTURAL INST, BANDARBAN	1	0	1	0	0	0	0	0	0	5	5	0	0	0	0	6	5	1
TRIBAL CULTURAL INSTITUTE, KHAGRACHHARI	2	2	0	0	0	0	0	0	0	1	1	0	0	0	0	3	3	0
ZIA MEMORIAL MUSEUM, CHITTAGONG	1	1	0	0	0	0	0	0	0	3	1	2	0	0	0	4	2	2
MINISTRY TOTAL	67	41	26	31	21	10	43	29	14	220	155	65	0	0	0	390	266	124

3.9 Class-I employees of the autonomous bodies and corporations by grades (grade 6-9 and fixed grade), 2018

Autonomous Bodies/ Corporations	TK. 35500			TK. 29000			TK. 23000			TK. 22000			HONORARY & FIXED			TOTAL		
	Sanc.	Exist.	Vacancy	Sanc.	Exist.	Vacancy	Sanc.	Exist.	Vacancy	Sanc.	Exist.	Vacancy	Sanc.	Exist.	Vacancy	Sanc.	Exist.	Vacancy
MINISTRY OF DEFENCE																		
BANGLADESH CADET COLLEGE	126	107	19	0	0	0	0	0	0	232	211	21	0	0	0	439	391	48
SPACE RES & REMOT SENSING ORG	16	8	8	0	0	0	0	0	0	28	18	10	0	0	0	67	43	24
MINISTRY TOTAL	142	115	27	0	0	0	0	0	0	260	229	31	0	0	0	506	434	72
MINISTRY OF DISASTER MANAGEMENT AND RELIEF																		
CYCLONE PREPAREDNESS PROGRAMME BD RED CRESENT SOCI	10	7	3	19	9	10	20	6	14	0	0	0	0	0	0	52	24	28
MYANMAR REFUGEE CELL OF DMRD, BANGLADESH SECRE.	0	0	0	0	0	0	0	0	0	0	0	0	0	0	0	2	1	1
REFUGEE HEALTH UNIT, CIVIL SURGEON OFFICE, COX'S BAZAR	0	0	0	0	0	0	0	0	0	7	5	2	0	0	0	7	5	2
REFUGEE RELIEF & REPATRIATION COMMISSIONER OFFICE	0	0	0	2	2	0	0	0	0	0	0	0	0	0	0	6	6	0
MINISTRY TOTAL	10	7	3	21	11	10	20	6	14	7	5	2	0	0	0	67	36	31
MINISTRY OF EDUCATION																		
BANGLADESH SCOUTS	14	12	2	26	25	1	0	0	0	32	24	8	0	0	0	76	65	11
BD TECHNICAL EDUCATION BOARD	20	15	5	0	0	0	0	0	0	46	25	21	0	0	0	93	63	30
MAOLANA BHASANI SCIENCE &TECH UNIVERSITY	46	65	-19	28	87	-59	0	0	0	121	102	19	0	0	0	242	296	-54
SECONDARY AND HIGHER EDUCATION DIVISION																		
BANGABANDHU SK MUJIBUR RAHMAN SCIENCE & TECH UNIV	50	60	-10	5	5	0	0	0	0	9	8	1	0	0	0	76	85	-9
BANGABANDHU SK. MUJIBUR RAHMAN AGRI. UNIVERSITY	199	106	93	9	5	4	0	0	0	46	23	23	0	0	0	398	207	191
BANGLADESH AGRICULTURAL UNIVERSITY, MYM	210	117	93	31	26	5	0	0	0	237	172	65	0	0	0	816	748	68
BANGLADESH INSTITUTE OF CAPITAL MARKET	11	1	10	16	6	10	0	0	0	11	2	9	0	0	0	53	12	41

3.9 Class-I employees of the autonomous bodies and corporations by grades (grade 6-9 and fixed grade), 2018

Autonomous Bodies/ Corporations	TK. 35500			TK. 29000			TK. 23000			TK. 22000			HONORARY & FIXED			TOTAL		
	Sanc.	Exist.	Vacancy	Sanc.	Exist.	Vacancy	Sanc.	Exist.	Vacancy	Sanc.	Exist.	Vacancy	Sanc.	Exist.	Vacancy	Sanc.	Exist.	Vacancy
MINISTRY OF EDUCATION																		
SECONDARY AND HIGHER EDUCATION DIVISION																		
BANGLADESH OPEN UNIVERSITY, GAZIPUR	40	40	0	28	25	3	0	0	0	299	224	75	0	0	0	509	422	87
BANGLADESH TEXTILE UNIVERSITY	18	15	3	7	1	6	0	0	0	46	27	19	0	0	0	101	56	45
BANGLADESH UNIVERSITY OF PROFESSIONALS	6	6	0	6	6	0	2	2	0	17	16	1	0	0	0	36	35	1
BD NATIONAL COMMISSION FOR UNESCO	9	9	0	0	0	0	0	0	0	1	1	0	0	0	0	13	12	1
BD UNIVERSITY OF ENGG & TECHNOLOGY	216	243	-27	24	24	0	9	7	2	221	253	-32	0	0	0	944	870	74
BEGUM ROKEYA UNIVERSITY, RANGPUR	48	49	-1	20	21	-1	0	1	-1	128	112	16	0	0	0	221	201	20
BOARD OF INTER & SECON EDU, CHITTAGONG	5	4	1	5	4	1	0	0	0	1	0	1	0	0	0	27	23	4
BOARD OF INTER & SECON EDU, COMILLA	2	1	1	0	0	0	13	4	9	0	0	0	0	0	0	30	20	10
BOARD OF INTER & SECON EDU, DHAKA	4	2	2	0	0	0	0	0	0	15	14	1	0	0	0	33	30	3
BOARD OF INTER & SECON EDU, DINAJPUR	1	0	1	1	1	0	0	0	0	5	1	4	0	0	0	17	11	6
BOARD OF INTER & SECON EDU, JESSORE	8	8	0	0	0	0	10	3	7	0	0	0	0	0	0	25	18	7
BOARD OF INTER & SECON EDU, RAJSHAHI	11	11	0	5	5	0	0	0	0	0	0	0	0	0	0	24	24	0
BOARD OF INTER & SECON EDU, SYLHET	1	1	0	0	0	0	0	0	0	7	2	5	0	0	0	14	9	5
BOARD OF INTER & SECOND EDU, BARISAL	7	6	1	1	1	0	0	0	0	4	4	0	0	0	0	17	15	2
CHITTAGONG UNIVERSITY	0	0	0	173	284	-111	0	0	0	282	318	-36	0	0	0	770	1124	-354
COMILLA UNIVERSITY	56	35	21	12	9	3	0	0	0	93	80	13	0	0	0	204	140	64
COUNCIL OF BD INST OF TECHNOLOGY, DHAKA	0	0	0	2	2	0	0	0	0	1	0	1	0	0	0	7	6	1
CTG VETERINARY & ANIMAL SCIENCE UNIVERSITY	49	28	21	14	3	11	0	0	0	81	31	50	0	0	0	227	114	113
CUET, CHITTAGONG	73	86	-13	12	9	3	0	0	0	101	96	5	0	0	0	268	231	37
DHAKA UNIVERSITY	546	497	49	244	255	-11	0	0	0	744	862	-118	0	0	0	2753	2828	-75

3.9 Class-I employees of the autonomous bodies and corporations by grades (grade 6-9 and fixed grade), 2018

Autonomous Bodies/ Corporations	TK. 35500			TK. 29000			TK. 23000			TK. 22000			HONORARY & FIXED			TOTAL		
	Sanc.	Exist.	Vacancy	Sanc.	Exist.	Vacancy	Sanc.	Exist.	Vacancy	Sanc.	Exist.	Vacancy	Sanc.	Exist.	Vacancy	Sanc.	Exist.	Vacancy
SECONDARY AND HIGHER EDUCATION DIVISION																		
DUET, GAZIPUR	73	72	1	11	21	-10	1	0	1	68	71	-3	0	0	0	270	225	45
HAZI MD. DANESH SCIENCE & TECH	245	97	148	20	31	-11	0	0	0	384	112	272	0	0	0	925	331	594
INTERNATIONAL MOTHER LANGUAGE INSTITUTE	4	4	0	0	0	0	0	0	0	10	0	10	0	0	0	17	7	10
ISLAMIC UNIVERSITY	125	115	10	40	35	5	0	0	0	368	151	217	0	0	0	656	554	102
JAGANNATH UNIVERSITY	125	222	-97	0	0	0	0	0	0	430	321	109	0	0	0	744	660	84
JATIYA KABI KAZI NAZRUL ISLAM UNIVERSITY, MYMENSINGH	32	46	-14	5	4	1	0	0	0	84	61	23	0	0	0	150	129	21
JESSORE SCIENCE & TECH UNIVERSITY	39	46	-7	7	7	0	0	0	0	67	64	3	0	0	0	148	133	15
KHULNA UNIVERSITY, KHULNA	142	145	-3	20	60	-40	0	0	0	83	116	-33	0	0	0	336	548	-212
KUET, KHULNA	103	93	10	10	8	2	18	16	2	81	70	11	0	0	0	376	298	78
NATIONAL CURR & TEXT BOOK BOARD, DHAKA	22	21	1	0	0	0	0	0	0	32	31	1	0	0	0	77	75	2
NATIONAL UNIVERSITY, GAZIPUR	23	64	-41	27	13	14	1	0	1	609	458	151	0	0	0	760	684	76
NGTE RETIREMENT BENIFIT BOARD	5	1	4	0	0	0	0	0	0	4	1	3	0	0	0	13	2	11
NOAKHALI SCIENCE & TECH UNIVERSITY	24	45	-21	6	3	3	0	0	0	124	79	45	0	0	0	194	143	51
NON GOV. EDU INST & TEACHERS & EM. WEL. TRUST	0	0	0	0	0	0	0	0	0	3	2	1	0	0	0	5	3	2
NON GOV. TEACHERS REG & CERTI AUTH (NTRCA)	0	0	0	0	0	0	0	0	0	1	0	1	0	0	0	22	20	2
NTRMAS	18	12	6	15	13	2	0	0	0	0	0	0	0	0	0	37	28	9
PABNA SCIENCE & TECH UNIVERSITY	17	61	-44	8	6	2	0	0	0	90	82	8	0	0	0	136	163	-27
PATUAKHALI SCIENCE & TECH UNIVERSITY	29	127	-98	6	7	-1	0	0	0	40	81	-41	0	0	0	120	301	-181
RAJSHAHI UNIVERSITY	720	313	407	147	141	6	6	7	-1	302	288	14	0	0	0	1726	1557	169
RESIDENTIAL MODEL COLLEGE, DHAKA	44	19	25	0	0	0	0	0	0	95	75	20	0	0	0	160	113	47

3.9 Class-I employees of the autonomous bodies and corporations by grades (grade 6-9 and fixed grade), 2018

Autonomous Bodies/ Corporations	TK. 35500			TK. 29000			TK. 23000			TK. 22000			HONORARY & FIXED			TOTAL		
	Sanc.	Exist.	Vacancy	Sanc.	Exist.	Vacancy	Sanc.	Exist.	Vacancy	Sanc.	Exist.	Vacancy	Sanc.	Exist.	Vacancy	Sanc.	Exist.	Vacancy
SECONDARY AND HIGHER EDUCATION DIVISION																		
RUET, RAJSHAHI	76	74	2	9	6	3	1	1	0	95	79	16	0	0	0	289	217	72
SHAHJALAL UNIVERSITY OF SCIENCE & TECH., SYLHET	206	219	-13	43	30	13	0	0	0	285	151	134	0	0	0	976	617	359
SHER-E-BANGLA AGRICULTURAL UNIVERSITY	82	82	0	50	50	0	0	0	0	649	417	232	0	0	0	887	655	232
SYLHET AGRICULTURAL UNIVERSITY	74	71	3	28	34	-6	0	0	0	205	107	98	0	0	0	409	309	100
UNIVERSITY GRANTS COMMISSION, BD	37	32	5	0	0	0	0	0	0	64	40	24	0	0	0	164	112	52
UNIVERSITY OF JAHANGIRNAGAR	416	242	174	62	67	-5	0	0	0	251	265	-14	0	0	0	1123	950	173
DIVISIONAL TOTAL	4251	3548	703	1129	1228	-99	61	41	20	6773	5368	1405	0	0	0	18303	16075	2228
TECHNICAL AND MADRASAH EDUCATION DIVISION																		
BANGLADESH MADRASAH TEACHERS TRAIN, INSTITUTE	6	5	1	0	0	0	0	0	0	12	7	5	0	0	0	25	19	6
MADRASAH EDUCATION BOARD	10	8	2	0	0	0	0	0	0	19	11	8	0	0	0	36	25	11
NACTAR, BOGRA	9	3	6	10	4	6	0	0	0	20	10	10	0	0	0	40	18	22
NATIONAL ACADEMY FOR COMPUTER TRNG & RES (NACTAR)	9	1	8	12	7	5	0	0	0	21	11	10	0	0	0	45	20	25
DIVISIONAL TOTAL	34	17	17	22	11	11	0	0	0	72	39	33	0	0	0	146	82	64
MINISTRY TOTAL	4365	3657	708	1205	1351	-146	61	41	20	7044	5558	1486	0	0	0	18860	16581	2279
ELECTION COMMISSION SECRETARIATE																		
ELECTORAL TRAINING INSTITUTE	4	3	1	0	0	0	0	0	0	6	6	0	0	0	0	13	12	1
MINISTRY TOTAL	4	3	1	0	0	0	0	0	0	6	6	0	0	0	0	13	12	1
MINISTRY OF ENVIRONMENT AND FOREST																		
BOESL	3	3	0	4	2	2	0	0	0	9	5	4	0	0	0	21	14	7
WEGE EARNERS BOARD	8	7	1	4	0	4	0	0	0	18	12	6	0	0	0	33	22	11
MINISTRY TOTAL	11	10	1	8	2	6	0	0	0	27	17	10	0	0	0	54	36	18

3.9 Class-I employees of the autonomous bodies and corporations by grades (grade 6-9 and fixed grade), 2018

Autonomous Bodies/ Corporations	TK. 35500			TK. 29000			TK. 23000			TK. 22000			HONORARY & FIXED			TOTAL		
	Sanc.	Exist.	Vacancy	Sanc.	Exist.	Vacancy	Sanc.	Exist.	Vacancy	Sanc.	Exist.	Vacancy	Sanc.	Exist.	Vacancy	Sanc.	Exist.	Vacancy
MINISTRY OF FINANCE																		
BASIC BANK	0	0	0	0	0	0	0	0	0	0	0	0	1	1	0	1	1	0
FINANCE DIVISION																		
BANGLADESH INSURANCE ACADEMY	1	0	1	1	1	0	0	0	0	7	5	2	0	0	0	13	10	3
BANGLADESH SHILPA RIN SANGSTHA	24	19	5	0	0	0	0	0	0	36	17	19	0	0	0	103	72	31
BD HOUSE BUILDING FINANCE CORP	152	100	52	0	0	0	0	0	0	209	109	100	0	0	0	800	389	411
INVESTMENT CORP OF BANGLADESH	119	95	24	0	0	0	0	0	0	198	81	117	0	0	0	511	350	161
JIBAN BIMA CORP	114	96	18	0	0	0	0	0	0	200	104	96	0	0	0	422	301	121
MICROCREDIT REGULATORY AUTHORITY	10	11	-1	12	12	0	0	0	0	18	16	2	0	0	0	43	42	1
SADHARAN BIMA CORP DHAKA	130	107	23	0	0	0	0	0	0	380	191	189	0	0	0	607	368	239
SECURITIES & EXCHANGE COMMISSION	0	0	0	0	0	0	0	0	0	38	37	1	1	1	0	92	87	5
THE SECURITY PRINTING CORPORATION	34	28	6	28	20	8	0	0	0	40	28	12	0	0	0	150	118	32
DIVISIONAL TOTAL	584	456	128	41	33	8	0	0	0	1126	588	538	1	1	0	2741	1737	1004
FINANCIAL INSTITUTION DIV																		
AGRANI BANK	1840	1813	27	0	0	0	0	0	0	4800	3920	880	1	1	0	7984	7075	909
ANSAR VDP UNNAYAN BANK	150	97	53	0	0	0	0	0	0	245	209	36	0	0	0	496	381	115
BANGLADESH BANK	1657	1584	73	0	0	0	0	0	0	2261	842	1419	1	1	0	5613	4131	1482
BANGLADESH COMMERCE BANK LIMITED	224	104	120	232	182	50	0	0	0	182	98	84	0	0	0	787	465	322
BANGLADESH DEVELOPMENT BANK LTD.	243	224	19	0	0	0	0	0	0	321	221	100	1	1	0	800	573	227
BANGLADESH INST OF CAPITAL MARKET (BICM)	12	1	11	0	0	0	15	7	8	10	4	6	0	0	0	51	14	37
BANGLADESH SHILPA BANK	122	114	8	0	0	0	0	0	0	280	134	146	0	0	0	522	354	168
BASIC BANK	350	238	112	9	7	2	0	0	0	0	0	0	65	61	4	1085	759	326
GRAMEEN BANK	0	1530	-1530	0	1213	-1213	0	0	0	0	867	-867	0	0	0	8	4176	-4168

3.9 Class-I employees of the autonomous bodies and corporations by grades (grade 6-9 and fixed grade), 2018

Autonomous Bodies/ Corporations	TK. 35500			TK. 29000			TK. 23000			TK. 22000			HONORARY & FIXED			TOTAL		
	Sanc.	Exist.	Vacancy	Sanc.	Exist.	Vacancy	Sanc.	Exist.	Vacancy	Sanc.	Exist.	Vacancy	Sanc.	Exist.	Vacancy	Sanc.	Exist.	Vacancy
FINANCIAL INSTITUTION DIV																		
INSURANCE DEV AUTHORITY (IDRA)	1	0	1	15	0	15	0	0	0	27	0	27	1	1	0	58	14	44
JANATA BANK	1578	1570	8	0	0	0	0	0	0	4577	2602	1975	0	0	0	7496	5507	1989
KARMASANGSTHAN BANK	234	160	74	0	0	0	0	0	0	363	175	188	0	0	0	827	517	310
KRISHI BANK	1405	1044	361	0	0	0	0	0	0	2142	1300	842	0	0	0	4733	3172	1561
PALLI SANCHAY BANK	0	0	0	0	0	0	0	0	0	0	0	0	0	0	0	2	2	0
PROBASHI KALLAN BANK	97	13	84	0	0	0	0	0	0	134	69	65	0	0	0	297	87	210
RAJSHAHI KRISHI UNNAYAN BANK	470	428	42	0	0	0	0	0	0	973	569	404	0	0	0	1813	1285	528
RUPALI BANK	1244	923	321	0	0	0	0	0	0	3284	1280	2004	0	0	0	5677	3142	2535
SONALI BANK	3262	2740	522	0	0	0	0	0	0	5326	3217	2109	0	0	0	10509	7767	2742
DIVISIONAL TOTAL	12889	12583	306	256	1402	-1130	15	7	8	24925	15507	9418	69	65	4	48758	39421	9337
MINISTRY TOTAL	13473	13039	434	297	1435	-1138	15	7	8	26051	16095	9956	71	67	4	51500	41159	10341
MINISTRY OF FISHERIES AND LIVESTOCK																		
BANGLADESH VETERINARY COUNCIL, DHAKA	0	0	0	0	0	0	0	0	0	0	0	0	0	0	0	3	3	0
BD FISHERIES DEV CORPORATION	26	9	17	0	0	0	0	0	0	51	15	36	0	0	0	97	30	67
BD LIVESTOCK RESEARCH INSTITUTE, SAVAR	26	23	3	0	0	0	0	0	0	46	34	12	0	0	0	90	68	22
FISHERIES RESEARCH INSTITUTE	79	44	35	0	0	0	0	0	0	115	32	83	0	0	0	251	95	156
MARINE FISHERIES ACADEMY	5	4	1	0	0	0	0	0	0	8	4	4	0	0	0	16	9	7
MINISTRY TOTAL	136	80	56	0	0	0	0	0	0	220	85	135	0	0	0	457	205	252
MINISTRY OF FOREIGN AFFAIRS																		
FOREIGN SERVICE ACADEMY	0	0	0	0	0	0	0	0	0	0	0	0	0	0	0	2	2	0
INST OF INTL & STRATEGIC STU	11	7	4	0	0	0	0	0	0	12	6	6	0	0	0	37	21	16
MINISTRY TOTAL	11	7	4	0	0	0	0	0	0	12	6	6	0	0	0	39	23	16

3.9 Class-I employees of the autonomous bodies and corporations by grades (grade 6-9 and fixed grade), 2018

Autonomous Bodies/ Corporations	TK. 35500			TK. 29000			TK. 23000			TK. 22000			HONORARY & FIXED			TOTAL		
	Sanc.	Exist.	Vacancy	Sanc.	Exist.	Vacancy	Sanc.	Exist.	Vacancy	Sanc.	Exist.	Vacancy	Sanc.	Exist.	Vacancy	Sanc.	Exist.	Vacancy
MINISTRY OF HEALTH AND FAMILY WELFARE																		
MEDICAL EDU. & FAMILY WELFARE DIVISION																		
BANGABANDHU SK. MUJIB MEDICAL UNIVERSITY	159	166	-7	53	52	1	699	788	-89	106	106	0	0	0	0	1374	1458	-84
BD. COLLEGE OF PHYSICIANS & SURGEONS	7	7	0	0	0	0	0	0	0	10	7	3	3	3	0	24	19	5
BD. HOMEOPATHY BOARD	0	0	0	0	0	0	0	0	0	2	0	0	0	0	0	3	1	2
BD. MEDICAL & DENTAL COUNCIL	0	0	0	0	0	0	1	0	1	3	3	0	0	0	0	6	5	1
BD. MEDICAL RESEARCH COUNCIL	1	0	1	0	0	0	3	3	0	2	1	1	0	0	0	8	5	3
BD. NURSING COUNCIL	0	0	0	2	1	1	0	0	0	0	0	0	0	0	0	3	2	1
BD. PHARMACY COUNCIL	1	1	0	0	0	0	0	0	0	12	4	8	0	0	0	15	7	8
BD. STATE MEDICAL FACULTY	0	0	0	0	0	0	1	0	1	0	0	0	0	0	0	3	2	1
BD. UNANI & AYURVEDIC BOARD	1	1	0	0	0	0	0	0	0	0	0	0	0	0	0	1	1	0
DIVISIONAL TOTAL	169	175	-6	55	53	2	704	791	-87	135	121	14	3	3	0	1437	1500	-63
MINISTRY TOTAL	169	175	-6	55	53	2	704	791	-87	135	121	14	3	3	0	1437	1500	-63
MINISTRY OF HOUSING AND PUBLIC WORKS																		
CTG. DEV. AUTHORITY	17	17	0	0	0	0	0	0	0	34	24	10	0	0	0	58	47	11
HOUSING & BUILDING RES. INST.	9	3	6	0	0	0	0	0	0	23	8	15	0	0	0	35	14	21
KHULNA DEV. AUTHORITY	8	3	5	0	0	0	0	0	0	19	13	6	0	0	0	33	19	14
NATIONAL HOUSING AUTHORITY	23	22	1	0	0	0	0	0	0	22	8	14	0	0	0	68	52	16
RAJDHANI UNNAYAN KARTIPAKKHA	102	41	61	4	1	3	0	0	0	198	103	95	0	0	0	350	177	173
RAJSHAHI DEV. AUTHORITY	3	3	0	0	0	0	0	0	0	7	5	2	0	0	0	14	10	4
MINISTRY TOTAL	162	89	73	4	1	3	0	0	0	303	161	142	0	0	0	558	319	239

3.9 Class-I employees of the autonomous bodies and corporations by grades (grade 6-9 and fixed grade), 2018

Autonomous Bodies/ Corporations	TK. 35500			TK. 29000			TK. 23000			TK. 22000			HONORARY & FIXED			TOTAL		
	Sanc.	Exist.	Vacancy	Sanc.	Exist.	Vacancy	Sanc.	Exist.	Vacancy	Sanc.	Exist.	Vacancy	Sanc.	Exist.	Vacancy	Sanc.	Exist.	Vacancy
MINISTRY OF INDUSTRIES																		
BANGLADESH ACCREDITATION BOARD (BAB)	3	3	0	0	0	0	0	0	0	5	3	2	0	0	0	10	7	3
BD. CHEMICAL INDUSTRIES CORP	736	416	320	158	62	96	0	0	0	727	490	237	0	0	0	2479	1486	993
BD. IND TECH ASSISTANCE CENTRE (BITAC)	20	16	4	0	0	0	0	0	0	40	27	13	0	0	0	71	52	19
BD. INSTITUTE OF MANAGEMENT	24	6	18	5	2	3	0	0	0	11	7	4	0	0	0	58	29	29
BD. SMALL & COTTAGE INDUSTRIES CORP	0	0	0	0	0	0	0	0	0	0	0	0	0	0	0	22	8	14
BD. STANDARD & TESTING INST	33	30	3	0	0	0	0	0	0	123	90	33	0	0	0	166	130	36
BD. STEEL & ENGINEERING CORPORATION	153	92	61	0	0	0	0	0	0	121	93	28	0	0	0	425	277	148
BD. SUGAR & FOOD INDUSTRIES CORP	304	250	54	0	0	0	0	0	0	0	0	0	0	0	0	826	493	333
MINISTRY TOTAL	1273	813	460	163	64	99	0	0	0	1027	710	317	0	0	0	4057	2482	1575
MINISTRY OF INFORMATION																		
BANGLADESH PRESS COUNCIL	0	0	0	0	0	0	0	0	0	0	0	0	0	0	0	2	2	0
BANGLADESH SANGBAD SANGSTHA	49	80	-31	19	22	-3	0	0	0	0	3	-3	0	0	0	69	106	-37
FILM DEVELOPMENT CORPORATION	5	3	2	7	4	3	0	0	0	50	14	36	0	0	0	70	27	43
PRESS INST OF BANGLADESH	9	6	3	4	3	1	4	1	3	18	12	6	0	0	0	47	30	17
MINISTRY TOTAL	63	89	-26	30	29	1	4	1	3	68	29	39	0	0	0	188	165	23
MINISTRY OF JUTE AND TEXTILE																		
BTMC	32	9	23	0	0	0	0	0	0	23	16	7	0	0	0	91	40	51
BANGLADESH HANDLOOM BOARD	14	15	-1	0	0	0	0	0	0	61	39	22	0	0	0	97	71	26
BANGLADESH JUTE CORP	0	0	0	19	0	19	0	0	0	0	0	0	0	0	0	48	1	47
BANGLADESH SERICULTURE BOARD	15	2	13	0	0	0	0	0	0	23	11	12	0	0	0	49	16	33
BD. JUTE MILLS CORP	431	295	136	15	0	15	0	0	0	734	402	332	0	0	0	1549	857	692
BD. SERICULTURE RES & TRNG INST, RAJSHAHI	12	2	10	0	0	0	0	0	0	22	9	13	0	0	0	38	12	26
MINISTRY TOTAL	504	323	181	34	0	34	0	0	0	863	477	386	0	0	0	1872	997	875

3.9 Class-I employees of the autonomous bodies and corporations by grades (grade 6-9 and fixed grade), 2018

Autonomous Bodies/ Corporations	TK. 35500			TK. 29000			TK. 23000			TK. 22000			HONORARY & FIXED			TOTAL		
	Sanc.	Exist.	Vacancy	Sanc.	Exist.	Vacancy	Sanc.	Exist.	Vacancy	Sanc.	Exist.	Vacancy	Sanc.	Exist.	Vacancy	Sanc.	Exist.	Vacancy
MINISTRY OF LABOUR AND EMPLOYMENT																		
NATIONAL SKILLS DEVELOPMENT	4	4	0	0	0	0	0	0	0	2	1	1	0	0	0	9	8	1
MINISTRY TOTAL	4	4	0	0	0	0	0	0	0	2	1	1	0	0	0	9	8	1
MINISTRY OF LGRD AND CO-OPERATIVE																		
LOCAL GOVERNMENT DIVISION																		
BARISAL CITY CORPORATION	11	8	3	1	1	0	0	0	0	12	8	4	0	0	0	30	23	7
COMILLA CITY CORPORATION	4	4	0	0	0	0	0	0	0	12	5	7	0	0	0	17	10	7
CTG. CITY CORPORATION	12	7	5	25	25	0	0	0	0	72	57	15	1	1	0	122	101	21
DHAKA NORTH CITY CORPORATION	45	29	16	0	0	0	0	0	0	166	66	100	1	1	0	244	120	124
DHAKA SOUTH CITY CORPORATION	80	49	31	17	7	10	0	0	0	195	101	94	1	1	0	320	179	141
GAZIPUR CITY CORPORATION	14	10	4	15	2	13	0	0	0	25	12	13	0	0	0	67	29	38
KHULNA CITY CORPORATION	8	7	1	1	0	1	2	1	1	12	10	2	7	2	5	34	23	11
NARAYANGANJ CITY CORPORATION	15	6	9	8	1	7	0	0	0	67	5	62	0	0	0	93	13	80
NATIONAL INST. OF LOCAL GOVT	10	3	7	4	1	3	0	0	0	13	7	6	0	0	0	36	20	16
RAJSHAHI CITY CORPORATION	7	5	2	9	1	8	0	0	0	24	8	16	0	0	0	45	20	25
RANGPUR CITY CORPORATION	5	4	1	12	12	0	0	0	0	20	9	11	0	0	0	47	30	17
SYLHET CITY CORPORATION	8	5	3	0	0	0	0	0	0	11	4	7	1	1	0	28	15	13
WASA CHITTAGONG	19	16	3	0	0	0	1	1	0	49	38	11	1	1	0	83	67	16
WASA DHAKA	82	69	13	4	2	2	2	2	0	150	132	18	0	0	0	314	261	53
WASA KHULNA	4	3	1	0	0	0	0	0	0	9	4	5	0	0	0	20	11	9
WASA RAJSHAHI	15	8	7	0	0	0	0	0	0	0	0	0	0	0	0	15	8	7
DIVISIONAL TOTAL	339	233	106	96	52	44	5	4	1	837	466	371	12	7	5	1515	930	585

3.9 Class-I employees of the autonomous bodies and corporations by grades (grade 6-9 and fixed grade), 2018

Autonomous Bodies/ Corporations	TK. 35500			TK. 29000			TK. 23000			TK. 22000			HONORARY & FIXED			TOTAL		
	Sanc.	Exist.	Vacancy	Sanc.	Exist.	Vacancy	Sanc.	Exist.	Vacancy	Sanc.	Exist.	Vacancy	Sanc.	Exist.	Vacancy	Sanc.	Exist.	Vacancy
RURAL DEVELOPMENT AND CO-OPERATIVE DIVISION																		
BARD, COMILLA	13	12	1	0	0	0	0	0	0	25	17	8	0	0	0	63	51	12
BANGABANDHU ACADEMY FOR P.A.& RURAL DEV. GOPALGANJ	6	1	5	0	0	0	0	0	0	8	2	6	0	0	0	22	4	18
BANGLADESH RURAL DEVELOPMENT BOARD & BRDTI, SYLHET	92	85	7	0	0	0	30	24	6	525	484	41	0	0	0	664	602	62
BANGLADESH SAMABAYA BANK LTD	0	0	0	0	0	0	0	0	0	0	0	0	0	0	0	3	3	0
BD. CO-OPERATIVE ACADEMY	1	1	0	0	0	0	0	0	0	6	0	6	0	0	0	9	3	6
PALLI DARIDRO BIMODHON FOUNDATION	16	16	0	211	207	4	0	0	0	546	141	405	0	0	0	851	404	447
R D A, BOGRA	17	13	4	0	0	0	0	0	0	26	17	9	0	0	0	63	43	20
DIVISION TOTAL	145	128	17	211	207	4	30	24	6	1136	661	475	0	0	0	1675	1110	565
MINISTRY TOTAL	484	361	123	307	259	48	35	28	7	1973	1127	846	12	7	5	3190	2040	1150
MINISTRY OF LIBERATION WAR AFFAIRS																		
BANGLADESH FREEDOM FIGHTER'S TRUST	0	0	0	0	0	0	0	0	0	0	0	0	0	0	0	5	5	0
BD. FREEDOM FIGHTERS WEL TRUST	0	0	0	0	0	0	0	0	0	0	0	0	0	0	0	5	5	0
JATIO MUKTIJODDHA COUNCIL	0	0	0	0	0	0	0	0	0	6	4	2	0	0	0	11	8	3
MINISTRY TOTAL	0	0	0	0	0	0	0	0	0	6	4	2	0	0	0	21	18	3
MINISTRY OF POST, TELECOM & INFORMATION TECH																		
INFORMATION AND COMMUNICATION TECH DIV																		
BANGLADESH HI-TECH PARK AUTHORITY	4	4	0	1	0	1	0	0	0	12	9	3	0	0	0	20	16	4
BD. COMPUTER COUNCIL	13	12	1	0	0	0	0	0	0	17	11	6	0	0	0	48	40	8
OFFICE OF THE CONTROLLER OF THE CERTIFYING AUTHOR.	0	0	0	0	0	0	0	0	0	10	1	9	0	0	0	13	4	9
DIVISIONAL TOTAL	17	16	1	1	0	1	0	0	0	39	21	18	0	0	0	81	60	21
MINISTRY TOTAL	17	16	1	1	0	1	0	0	0	39	21	18	0	0	0	81	60	21

3.9 Class-I employees of the autonomous bodies and corporations by grades (grade 6-9 and fixed grade), 2018

Autonomous Bodies/ Corporations	TK. 35500			TK. 29000			TK. 23000			TK. 22000			HONORARY & FIXED			TOTAL		
	Sanc.	Exist.	Vacancy	Sanc.	Exist.	Vacancy	Sanc.	Exist.	Vacancy	Sanc.	Exist.	Vacancy	Sanc.	Exist.	Vacancy	Sanc.	Exist.	Vacancy
MINISTRY OF ENVIRONMENT, FOREST AND CLIMATE CHANGE																		
BANGLADESH CLIMATE CHANG TRUST	6	3	3	0	0	0	0	0	0	14	12	2	0	0	0	25	20	5
BD FOREST INDST DEV CORP	44	22	22	0	0	0	0	0	0	145	42	103	0	0	0	225	75	150
MINISTRY TOTAL	50	25	25	0	0	0	0	0	0	159	54	105	0	0	0	250	95	155
MINISTRY OF PUBLIC ADMINISTRATION																		
BIAM FOUNDATION	3	2	1	0	0	0	0	0	0	4	5	-1	0	0	0	12	14	-2
BOARD OF TRUSTEES	0	0	0	0	0	0	0	0	0	3	3	0	0	0	0	3	3	0
PUBLIC ADMN TRAINING CENTER	35	31	4	2	2	0	0	0	0	56	35	21	0	0	0	120	88	32
REG PUB ADMN TRNG CENTRE	0	0	0	0	0	0	0	0	0	2	2	0	0	0	0	3	3	0
MINISTRY TOTAL	38	33	5	2	2	0	0	0	0	65	45	20	0	0	0	138	108	30
MINISTRY OF ROAD TRANSPORT AND BRIDGES																		
ROAD TRANSPORT AND HIGHWAYS DIVISION																		
BD ROAD TRANSPORT CORP	30	25	5	0	0	0	0	0	0	75	28	47	0	0	0	125	64	61
DHAKA TRANSPORT CO-ORDINATION BOARD	1	1	0	0	0	0	0	0	0	2	1	1	0	0	0	29	13	16
DIVISIONAL TOTAL	31	26	5	0	0	0	0	0	0	77	29	48	0	0	0	154	77	77
MINISTRY TOTAL	31	26	5	0	0	0	0	0	0	77	29	48	0	0	0	154	77	77
MINISTRY OF PLANNING DIVISION																		
ACADEMY FOR PLANNING & DEVELOPMENT	5	5	0	4	4	0	0	0	0	9	8	1	0	0	0	27	25	2
BANGLADESH INSTITUTE OF DEVELOPMENT STUDIES (BIDS)	38	11	27	0	0	0	0	0	0	33	20	13	0	0	0	97	46	51
DIVISIONAL TOTAL	43	16	27	4	4	0	0	0	0	42	28	14	0	0	0	124	71	53
MINISTRY TOTAL	43	16	27	4	4	0	0	0	0	42	28	14	0	0	0	124	71	53

3.9 Class-I employees of the autonomous bodies and corporations by grades (grade 6-9 and fixed grade), 2018

Autonomous Bodies/ Corporations	TK. 35500			TK. 29000			TK. 23000			TK. 22000			HONORARY & FIXED			TOTAL		
	Sanc.	Exist.	Vacancy	Sanc.	Exist.	Vacancy	Sanc.	Exist.	Vacancy	Sanc.	Exist.	Vacancy	Sanc.	Exist.	Vacancy	Sanc.	Exist.	Vacancy
MINISTRY OF POST AND TELE COMMUNICATION																		
BANGLADESH SUBMARINE CABLE COMPANY LIMITED (BSCCL)	0	0	0	26	18	8	0	0	0	0	0	0	4	0	4	79	49	30
BANGLADESH TELECOMMUNICATIONS CO. LTD	132	23	109	0	0	0	0	0	0	593	71	522	0	0	0	1023	260	763
MINISTRY TOTAL	132	23	109	26	18	8	0	0	0	593	71	522	4	0	4	1102	309	793
MINISTRY OF POWER, ENERGY & MIN RESOURCES																		
ENERGY AND MINERAL RESOURCES DIV																		
BD ENERGY REGULATORY COMMISSION	0	2	-2	16	15	1	0	7	-7	1	1	0	5	5	0	35	38	-3
BD OIL GAS & MINERAL CORP	74	52	22	0	0	0	0	0	0	113	57	56	0	0	0	310	168	142
PETROLEUM CORP	13	11	2	0	0	0	0	0	0	11	4	7	0	0	0	51	43	8
DIVISIONAL TOTAL	87	65	22	16	15	1	0	7	-7	125	62	63	5	5	0	396	249	147
POWER DIVISION																		
DHAKA POWER DISTRIBUTION CO. LTD.	0	0	0	0	0	0	0	0	0	0	0	0	0	0	0	2	2	0
POWER DEV BOARD	375	317	58	46	29	17	0	0	0	768	658	110	0	0	0	1690	1479	211
RURAL ELECTRIFICATION BOARD	175	145	30	0	0	0	0	0	0	321	201	120	0	0	0	561	407	154
SUSTAINABLE & RENEWABLE ENERGY DEV. AITH. (SREDA)	4	1	3	0	0	0	0	0	0	8	7	1	0	0	0	23	18	5
DIVISIONAL TOTAL	554	463	91	46	29	17	0	0	0	1097	866	231	0	0	0	2276	1906	370
MINISTRY TOTAL	641	528	113	62	44	18	0	7	-7	1222	928	294	5	5	0	2672	2155	517

3.9 Class-I employees of the autonomous bodies and corporations by grades (grade 6-9 and fixed grade), 2018

Autonomous Bodies/ Corporations	TK. 35500			TK. 29000			TK. 23000			TK. 22000			HONORARY & FIXED			TOTAL		
	Sanc.	Exist.	Vacancy	Sanc.	Exist.	Vacancy	Sanc.	Exist.	Vacancy	Sanc.	Exist.	Vacancy	Sanc.	Exist.	Vacancy	Sanc.	Exist.	Vacancy
PRIME MINISTER'S OFFICE																		
BANGLADESH ECONOMIC ZONE AUTHORITY	9	6	3	1	0	1	0	0	0	30	2	28	0	0	0	65	22	43
BD EXPORT PROCESSING ZONE AUTHORITY	73	52	21	0	0	0	0	0	0	169	143	26	0	0	0	341	261	80
PRIVATIZATION COMMISSION	1	1	0	0	0	0	0	0	0	4	4	0	0	0	0	20	19	1
PUBLIC-PRIVATE PARTNERSHIP OFFICE	0	0	0	0	0	0	0	0	0	0	0	0	0	0	0	8	7	1
MINISTRY TOTAL	83	59	24	1	0	1	0	0	0	203	149	54	0	0	0	434	309	125
MINISTRY OF RELIGIOUS AFFAIRS																		
BUDHIST RELIGIOUS WELFARE TRUST	0	0	0	1	1	0	0	0	0	0	0	0	0	0	0	2	2	0
HINDU RELIGIOUS WELFARE TRUST	0	0	0	0	0	0	0	0	0	1	1	0	0	0	0	2	2	0
ISLAMIC FOUNDATION BANGLADESH	118	71	47	59	48	11	0	0	0	177	149	28	0	0	0	375	297	78
OFFICE OF THE ADMINISTRATOR OF WAQF	1	1	0	5	4	1	0	0	0	0	0	0	0	0	0	10	8	2
MINISTRY TOTAL	119	72	47	65	53	12	0	0	0	178	150	28	0	0	0	389	309	80
MINISTRY OF SCIENCE AND TECHNOLOGY																		
BANGABANDHU SK MUJIB NOVO THEATRE	2	1	1	0	0	0	0	0	0	8	4	4	0	0	0	12	6	6
BANSDOC	1	1	0	0	0	0	0	0	0	7	0	7	0	0	0	10	3	7
BCSIR	141	112	29	0	0	0	0	0	0	272	178	94	0	0	0	514	334	180
BD ATOMIC ENERGY COMMISSION	189	213	-24	0	0	0	0	0	0	535	423	112	0	0	0	920	878	42
BD COUNCIL OF SCIENCE & IND RES	141	109	32	0	0	0	2	0	2	268	170	98	0	0	0	512	339	173
NATIONAL MUSEAM OF SCIENCE & TECH	4	1	3	0	0	0	0	0	0	13	9	4	0	0	0	19	11	8
MINISTRY TOTAL	478	437	41	0	0	0	2	0	2	1103	784	319	0	0	0	1987	1571	416

3.9 Class-I employees of the autonomous bodies and corporations by grades (grade 6-9 and fixed grade), 2018

Autonomous Bodies/ Corporations	TK. 35500			TK. 29000			TK. 23000			TK. 22000			HONORARY & FIXED			TOTAL		
	Sanc.	Exist.	Vacancy	Sanc.	Exist.	Vacancy	Sanc.	Exist.	Vacancy	Sanc.	Exist.	Vacancy	Sanc.	Exist.	Vacancy	Sanc.	Exist.	Vacancy
MINISTRY OF SHIPPING																		
B I W T A	103	97	6	1	1	0	0	0	0	166	124	42	0	0	0	336	280	56
B I W T C	51	44	7	0	0	0	0	0	0	90	60	30	0	0	0	169	129	40
BANGLADESH SHIPPING CORPORATION	115	28	87	0	0	0	0	0	0	0	0	0	0	0	0	217	60	157
BANGLADESH LAND PORT AUTHORITY	9	7	2	1	0	1	0	0	0	35	27	8	0	0	0	56	43	13
CHITTAGONG PORT AUTHORITY	84	58	26	2	2	0	21	19	2	164	104	60	0	0	0	338	227	111
DOCK WORKER'S MANAGEMENT BOARD, CHITTAGONG.	1	1	0	0	0	0	0	0	0	13	8	5	0	0	0	19	12	7
DOCK WORKER'S MANAGEMENT BOARD, MONGLA	4	1	3	0	0	0	0	0	0	7	2	5	0	0	0	12	3	9
JATIO NADI RAKHKHA COMMISION	4	4	0	0	0	0	0	0	0	9	1	8	0	0	0	18	9	9
MONGLA PORT AUTHORITY	39	28	11	8	5	3	0	0	0	66	32	34	0	0	0	142	87	55
MINISTRY TOTAL	410	268	142	12	8	4	21	19	2	550	358	192	0	0	0	1307	850	457
MINISTRY OF SOCIAL WELFARE																		
BANGLADESH NATIONAL SOCIAL WELFARE COUNCIL	2	2	0	0	0	0	0	0	0	4	3	1	0	0	0	8	7	1
BD JATYO SAMAJ KALLAYAN PARISHAD	8	1	7	15	2	13	0	0	0	12	0	12	0	0	0	39	4	35
NATIONAL FOUNDATION FOR DEV OF THE DISABLED PERSON	0	0	0	0	0	0	7	2	5	3	2	1	0	0	0	16	9	7
SHARIRIK PROTIBONDHI SUROKKHA TRUST	0	0	0	0	0	0	0	0	0	1	0	1	0	0	0	4	0	4
SHEIKH ZAYED BIN SULTAN AL-NAHYAN TRUST	0	0	0	0	0	0	0	0	0	4	2	2	0	0	0	5	3	2
MINISTRY TOTAL	10	3	7	15	2	13	7	2	5	24	7	17	0	0	0	72	23	49

3.9 Class-I employees of the autonomous bodies and corporations by grades (grade 6-9 and fixed grade), 2018

Autonomous Bodies/ Corporations	TK. 35500			TK. 29000			TK. 23000			TK. 22000			HONORARY & FIXED			TOTAL		
	Sanc.	Exist.	Vacancy	Sanc.	Exist.	Vacancy	Sanc.	Exist.	Vacancy	Sanc.	Exist.	Vacancy	Sanc.	Exist.	Vacancy	Sanc.	Exist.	Vacancy
MINISTRY OF WATER RESOURCES																		
BANGLADESH HAOR & WETLAND DEVELOPMENT BOARD	5	2	3	0	0	0	0	0	0	7	0	7	0	0	0	15	5	10
BANGLADESH WATER DEV BOARD	348	168	180	0	0	0	0	0	0	657	498	159	0	0	0	1445	971	474
JOINT RIVERS COMMISSION, BANGLADESH	6	3	3	0	0	0	0	0	0	3	0	3	0	0	0	14	8	6
RIVER RESEARCH INSTITUTE, FARIDPUR	17	5	12	0	0	0	0	0	0	36	20	16	0	0	0	68	38	30
WATER RESOURCES PLANNING ORGANIZATION	14	7	7	0	0	0	0	0	0	17	11	6	0	0	0	42	26	16
MINISTRY TOTAL	390	185	205	0	0	0	0	0	0	720	529	191	0	0	0	1584	1048	536
MINISTRY OF WOMEN AND CHILDREN AFFAIRS																		
BANGLADESH JATYO MOHILA SANGSTHA	2	1	1	4	2	2	1	1	0	2	2	0	0	0	0	11	8	3
BANGLADESH SHISHU ACADEMY	1	1	0	4	3	1	0	0	0	74	64	10	0	0	0	81	70	11
MINISTRY TOTAL	3	2	1	8	5	3	1	1	0	76	66	10	0	0	0	92	78	14
MINISTRY OF YOUTH AND SPORTS																		
B K S P	21	15	6	0	0	0	6	6	0	89	78	11	0	0	0	130	105	25
BANGLADESH KRIRASHEBI KALYAN FOUNDATION	0	0	0	0	0	0	0	0	0	1	1	0	0	0	0	2	2	0
BANGLADESH NATIONAL SPORTS COUNCIL	4	0	4	5	4	1	1	3	-2	31	24	7	0	0	0	46	36	10
MINISTRY TOTAL	25	15	10	5	4	1	7	9	-2	121	103	18	0	0	0	178	143	35
GRAN D TOTAL	24351	21432	2919	2856	3812	-956	921	942	-21	45061	29315	15746	105	92	13	98194	77036	21158

Chapter four: Proportion of civil officers and staffs by gender

4.1 Male and female employees by types of offices, 2018

Class	Ministries and Divisions			Department and Directorates			Divisional and Deputy Commissioner offices			Autonomous bodies and corporations			Grand Total		
	Male	Female	Total	Male	Female	Total	Male	Female	Total	Male	Female	Total	Male	Female	Total
Class-I	2987	823	3810	66468	19932	86400	1599	627	2226	64867	12169	77036	135921	33551	169472
Class-II	2080	470	2550	24435	37762	92197	268	3	271	33956	6358	40314	90739	44593	135332
Class-III	2743	566	3309	508157	257975	766132	12847	1608	14455	77925	13029	90954	601672	273178	874850
Class-IV	2404	493	2897	127643	38180	1658/23	14642	1619	16261	64508	4803	69311	209197	45095	254292
Total	10214	2352	12566	756703	353849	1110552	29356	3857	33213	241256	36359	277615	1037529	396417	1433946

Figure 4.1: Proportion of civil officers and staffs by gender, 2018

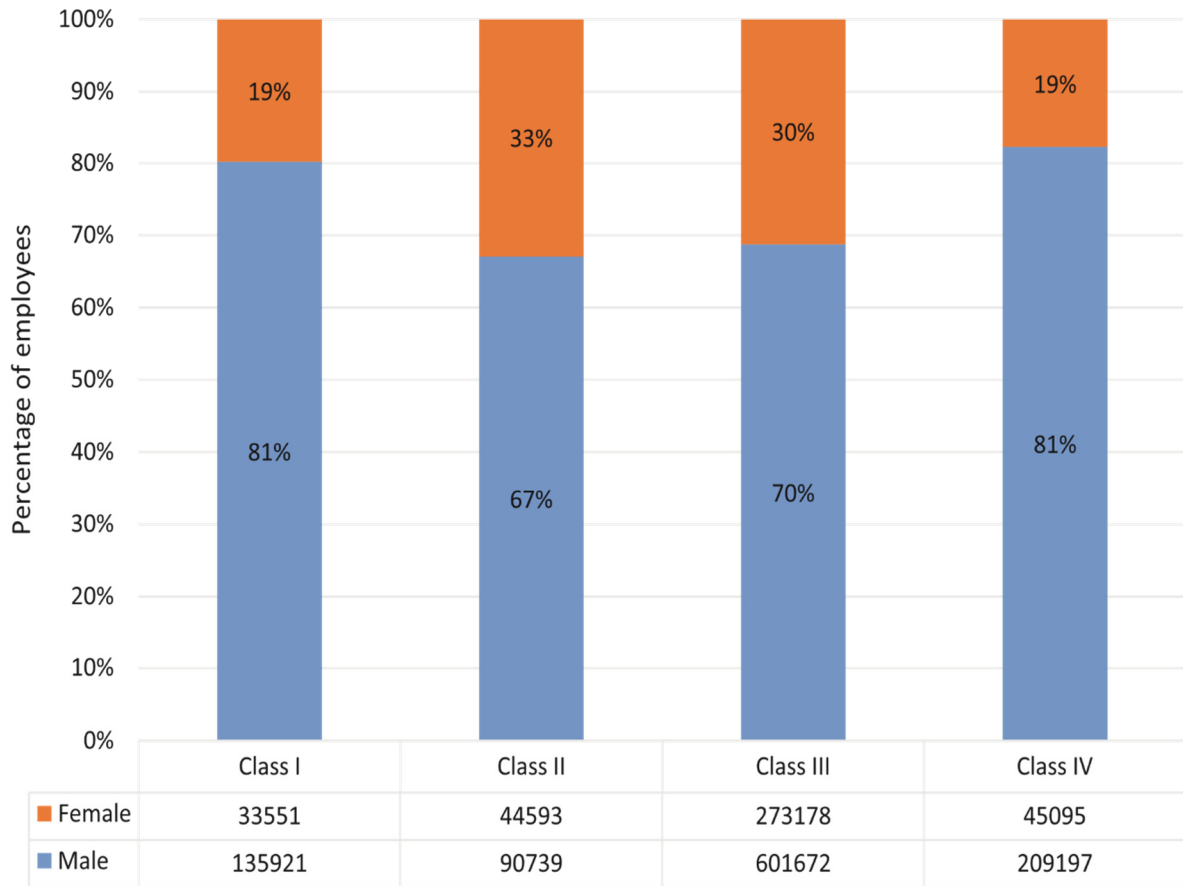


Figure 4.2: Proportion of employees by gender in different offices, 2018

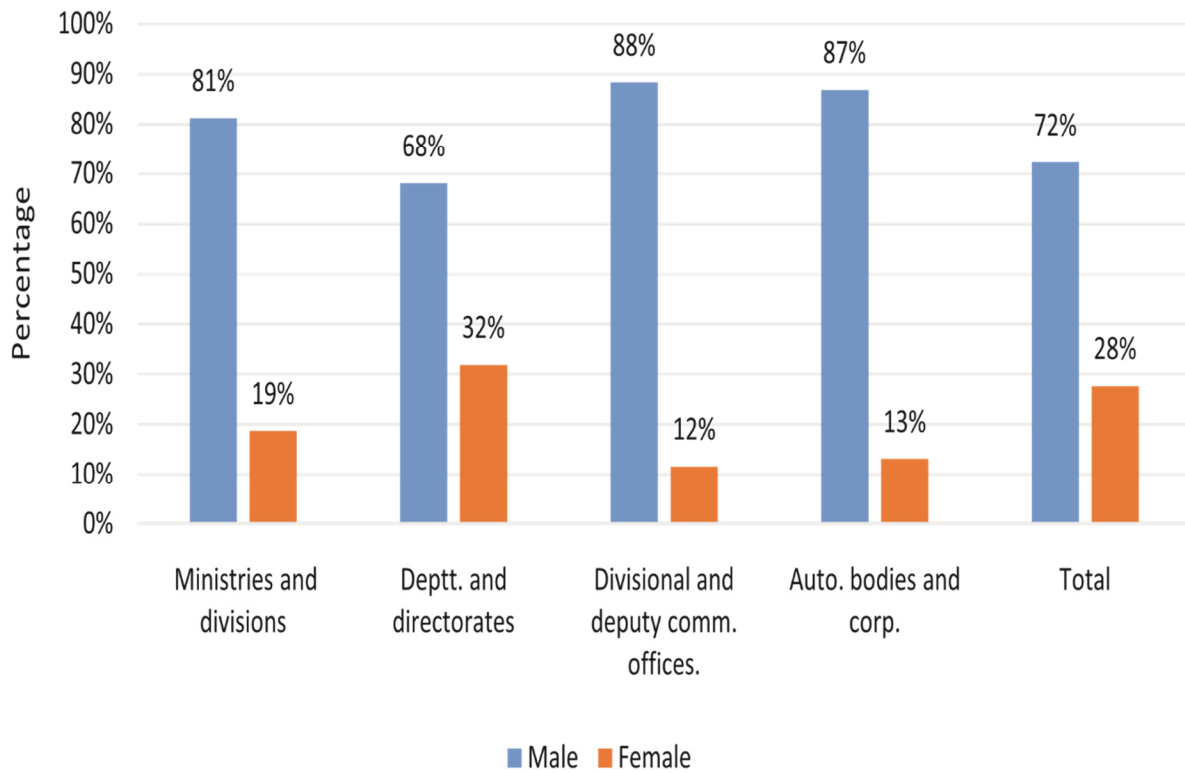
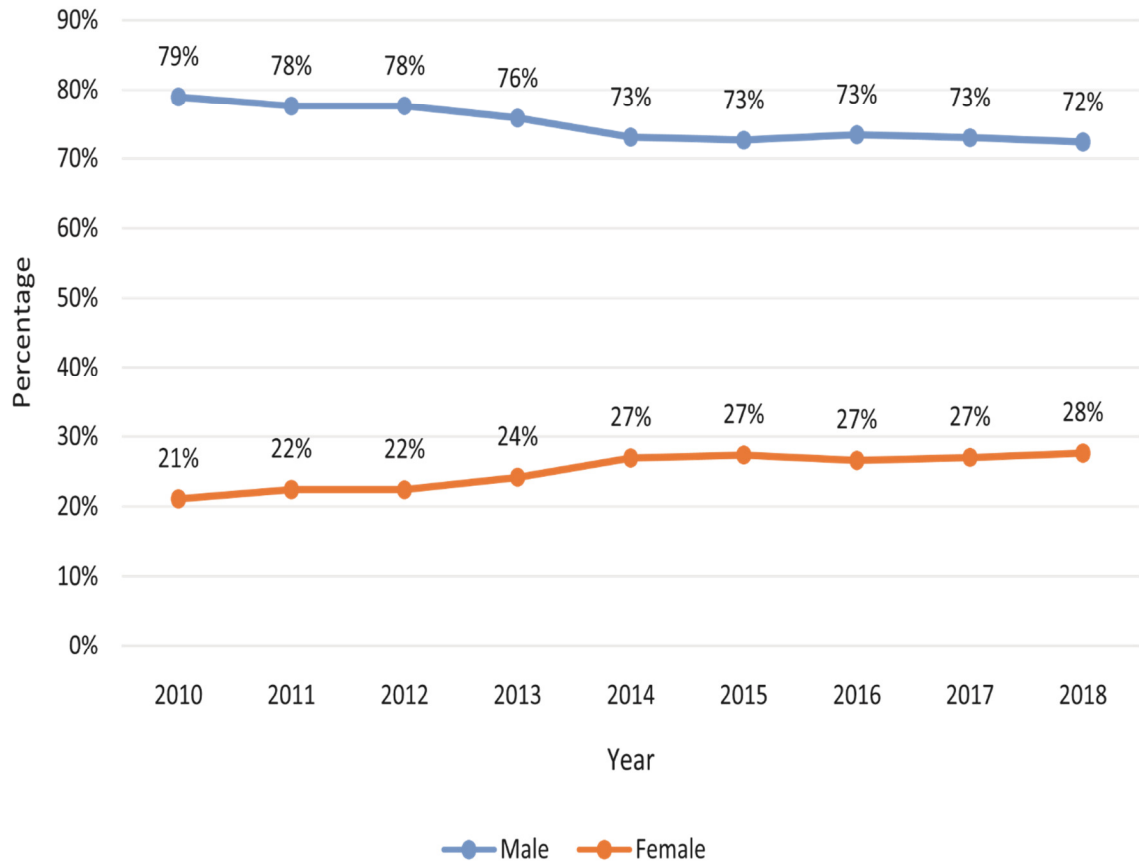


Figure 4.3: Trend of female participation in civil-service employees, 2010-2018



4.2 Civil officers and staffs of ministries and divisions by gender and classification, 2018

Ministry/Divisions	Class-I			Class-II			Class-III			Class-IV			Total		
	Male	Female	Total	Male	Female	Total	Male	Female	Total	Male	Female	Total	Male	Female	Total
MINISTRY OF SCIENCE AND TECHNOLOGY	34	7	41	26	11	37	20	8	28	33	10	43	113	36	149
MINISTRY TOTAL	34	7	41	26	11	37	20	8	28	33	10	43	113	36	149
MINISTRY OF INFORMATION	35	5	40	26	10	36	25	6	31	29	7	36	115	28	143
INFORMATION COMMISSION	14	3	17	2	2	4	14	4	18	20	3	23	50	12	62
MINISTRY TOTAL	49	8	57	28	12	40	39	10	49	49	10	59	165	40	205
MINISTRY OF SOCIAL WELFARE	18	8	26	12	5	17	14	4	18	20	3	23	64	20	84
MINISTRY TOTAL	18	8	26	12	5	17	14	4	18	20	3	23	64	20	84
MINISTRY OF HOUSING AND PUBLIC WORKS	31	3	34	15	4	19	14	4	18	16	4	20	76	15	91
MINISTRY TOTAL	31	3	34	15	4	19	14	4	18	16	4	20	76	15	91
MINISTRY OF EXPATRIATES WELFAIR AND OVERSEAS EMPL	64	17	81	15	1	16	29	6	35	17	5	22	125	29	154
MINISTRY TOTAL	64	17	81	15	1	16	29	6	35	17	5	22	125	29	154
MINISTRY OF LIBERATION WAR AFFAIRS	37	2	39	5	2	7	16	5	21	20	2	22	78	11	89
MINISTRY TOTAL	37	2	39	5	2	7	16	5	21	20	2	22	78	11	89
MINISTRY OF DEFENCE	22	17	39	27	8	35	14	9	23	21	8	29	84	42	126
MINISTRY TOTAL	22	17	39	27	8	35	14	9	23	21	8	29	84	42	126
MINISTRY OF PRIMARY AND MASS EDUCATION	30	8	38	11	3	14	11	2	13	20	4	24	72	17	89
MINISTRY TOTAL	30	8	38	11	3	14	11	2	13	20	4	24	72	17	89
MINISTRY OF HOME AFFAIRS															
PUBLIC SECURITY DIVISION	42	8	50	16	2	18	28	5	33	27	4	31	113	19	132
SECURITY SERVICES DIVISION	41	8	49	32	6	38	50	19	69	25	11	36	148	44	192
MINISTRY TOTAL	83	16	99	48	8	56	78	24	102	52	15	67	261	63	324

4.2 Civil officers and staffs of ministries and divisions by gender and classification, 2018

Ministries/Divisions	Class-I			Class-II			Class-III			Class-IV			Total		
	Male	Female	Total	Male	Female	Total	Male	Female	Total	Male	Female	Total	Male	Female	Total
MINISTRY OF LAW JUSTICE AND PAR AFFAIRS															
BANGLADESH JUDICIAL SERVICE COMMISSION SECT	11	0	11	0	0	0	23	5	28	10	1	11	44	6	50
LAW & JUSTICE DIVISION	40	5	45	42	4	46	29	10	39	32	4	36	143	23	166
LAW COMMISSION	9	2	11	0	0	0	13	1	14	10	1	11	32	4	36
LEGISLATIVE & PARLAMENT AFF DIV	38	14	52	23	14	37	20	5	25	30	5	35	111	38	149
NATIONAL HUMAN RIGHTS COMMISSION	13	4	17	0	0	0	9	2	11	12	1	13	34	7	41
PARLAMENT SECRETARIATE	138	32	170	104	30	134	428	70	498	175	35	210	845	167	1012
MINISTRY TOTAL	249	57	306	169	48	217	522	93	615	269	47	316	1209	245	1454
MINISTRY OF FOOD	39	16	55	16	6	22	17	2	19	25	9	34	97	33	130
MINISTRY TOTAL	39	16	55	16	6	22	17	2	19	25	9	34	97	33	130
MINISTRY OF LABOUR AND EMPLOYMENT	25	14	39	23	5	28	21	11	32	23	5	28	92	35	127
MINISTRY TOTAL	25	14	39	23	5	28	21	11	32	23	5	28	92	35	127
MINISTRY OF FOREIGN AFFAIRS	268	93	361	298	36	334	114	10	124	146	13	159	826	152	978
MINISTRY TOTAL	268	93	361	298	36	334	114	10	124	146	13	159	826	152	978
MINISTRY OF CULTURAL AFFAIRS	19	9	28	16	3	19	17	4	21	22	5	27	74	21	95
MINISTRY TOTAL	19	9	28	16	3	19	17	4	21	22	5	27	74	21	95
MINISTRY OF CTG. HILL TRACTS AFFAIRS	16	7	23	10	3	13	9	3	12	17	4	21	52	17	69
MINISTRY TOTAL	16	7	23	10	3	13	9	3	12	17	4	21	52	17	69
MINISTRY OF JUTE AND TEXTILE	19	14	33	21	7	28	15	5	20	27	8	35	82	34	116
MINISTRY TOTAL	19	14	33	21	7	28	15	5	20	27	8	35	82	34	116
MINISTRY OF LAND	28	8	36	25	4	29	7	0	7	22	2	24	82	14	96
MINISTRY TOTAL	28	8	36	25	4	29	7	0	7	22	2	24	82	14	96
MINISTRY OF PUBLIC ADMINISTRATION	98	37	135	87	29	116	68	30	98	85	22	107	338	118	456
PUBLIC SERVICE COMMISSION SECRETARIAT	70	21	91	64	17	81	121	31	152	120	19	139	375	88	463
MINISTRY TOTAL	168	58	226	151	46	197	189	61	250	205	41	246	713	206	919

4.2 Civil officers and staffs of ministries and divisions by gender and classification, 2018

Ministries/Divisions	Class-I			Class-II			Class-III			Class-IV			Total		
	Male	Female	Total	Male	Female	Total	Male	Female	Total	Male	Female	Total	Male	Female	Total
MINISTRY OF HEALTH AND FAMILY WELFARE															
HEALTH SERVICES DIVISION	72	15	87	69	10	79	28	0	28	19	5	24	188	30	218
MEDICAL EDU. & FAMILY WELFAIR DIVISION	49	14	63	25	3	28	6	2	8	12	4	16	92	23	115
MINISTRY TOTAL	121	29	150	94	13	107	34	2	36	31	9	40	280	53	333
MINISTRY OF EDUCATION															
SECONDARY AND HIGHER EDUCATION DIVISION	38	15	53	26	6	32	31	13	44	42	9	51	137	43	180
TECHNICAL AND MADRASAH EDUCATION DIVISION	26	2	28	14	2	16	11	4	15	11	1	12	62	9	71
MINISTRY TOTAL	64	17	81	40	8	48	42	17	59	53	10	63	199	52	251
MINISTRY OF PLANNING															
IMPLEMENTATION/MONITORING AND EVALUATION DIV.	83	19	102	13	2	15	54	20	74	31	8	39	181	49	230
PLANNING DIVISION	184	70	254	87	30	117	43	15	58	121	31	152	435	146	581
STATISTICS & INFORMATICS DIVISION	16	7	23	6	1	7	13	3	16	18	5	23	53	16	69
MINISTRY TOTAL	283	96	379	106	33	139	110	38	148	170	44	214	669	211	880
MINISTRY OF ENVIRONMENT, FOREST AND CLIMATE CHNAGE															
MINISTRY TOTAL	27	9	36	17	2	19	15	6	21	26	8	34	85	25	110
ELECTION COMMISSION SECRETARIATE															
MINISTRY TOTAL	61	12	73	36	7	43	70	10	80	52	10	62	219	39	258
CABINET DIVISION															
MINISTRY TOTAL	63	10	73	47	12	59	33	10	43	38	14	52	181	46	227
ANTI CORRUPTION COMMISSION	180	17	197	105	14	119	470	38	508	196	17	213	951	86	1037
MINISTRY TOTAL	243	27	270	152	26	178	503	48	551	234	31	265	1132	132	1264
MINISTRY OF ROAD TRANSPORT AND BRIDGES															
BRIDGE DIVISION	48	2	50	9	3	12	55	4	59	38	7	45	150	16	166
ROAD TRANSPORT AND HIGHWAYS DIVISION	55	9	64	24	7	31	26	5	31	26	8	34	131	29	160
MINISTRY TOTAL	103	11	114	33	10	43	81	9	90	64	15	79	281	45	326

4.2 Civil officers and staffs of ministries and divisions by gender and classification, 2018

Ministries/Divisions	Class-I			Class-II			Class-III			Class-IV			Total		
	Male	Female	Total	Male	Female	Total	Male	Female	Total	Male	Female	Total	Male	Female	Total
MINISTRY OF FINANCE															
ECONOMIC RELATION DIVISION	68	39	107	83	14	97	56	22	78	75	19	94	282	94	376
FINANCE DIVISION	88	48	136	110	26	136	82	26	108	78	15	93	358	115	473
FINANCIAL INSTITUTION DIV.	18	6	24	10	5	15	0	0	0	5	2	7	33	13	46
INTERNAL RESOURCES DIVISION	15	1	16	12	1	13	7	2	9	11	3	14	45	7	52
MINISTRY TOTAL	189	94	283	215	46	261	145	50	195	169	39	208	718	229	947
MINISTRY OF AGRICULTURE															
MINISTRY TOTAL	47	10	57	40	12	52	35	22	57	30	2	32	152	46	198
MINISTRY TOTAL	47	10	57	40	12	52	35	22	57	30	2	32	152	46	198
MINISTRY OF YOUTH AND SPORTS															
MINISTRY TOTAL	20	8	28	12	4	16	18	2	20	13	2	15	63	16	79
MINISTRY TOTAL	20	8	28	12	4	16	18	2	20	13	2	15	63	16	79
MINISTRY OF RAILWAYS															
MINISTRY TOTAL	38	5	43	6	1	7	15	4	19	17	3	20	76	13	89
MINISTRY TOTAL	38	5	43	6	1	7	15	4	19	17	3	20	76	13	89
MINISTRY OF RELIGIOUS AFFAIRS															
MINISTRY TOTAL	23	2	25	13	1	14	10	3	13	13	3	16	59	9	68
MINISTRY TOTAL	23	2	25	13	1	14	10	3	13	13	3	16	59	9	68
MINISTRY OF WOMEN AND CHILDREN AFFAIRS															
MINISTRY TOTAL	22	17	39	13	7	20	11	5	16	6	5	11	52	34	86
MINISTRY TOTAL	22	17	39	13	7	20	11	5	16	6	5	11	52	34	86
MINISTRY OF SHIPPING															
MINISTRY TOTAL	43	3	46	22	8	30	20	3	23	23	6	29	108	20	128
MINISTRY TOTAL	43	3	46	22	8	30	20	3	23	23	6	29	108	20	128
MINISTRY OF POWER ENERGY & MIN RESOURCES															
ENERGY AND MINERAL RESOURCES DIV.	27	4	31	19	5	24	17	3	20	20	7	27	83	19	102
POWER DIVISION	34	6	40	12	3	15	12	2	14	17	4	21	75	15	90
MINISTRY TOTAL	61	10	71	31	8	39	29	5	34	37	11	48	158	34	192
PRESIDENT'S OFFICE															
PERSONAL DIVISION	10	1	11	16	1	17	34	3	37	76	8	84	136	13	149
PUBLIC	9	3	12	10	0	10	9	6	15	18	2	20	46	11	57
MINISTRY TOTAL	19	4	23	26	1	27	43	9	52	94	10	104	182	24	206

4.2 Civil officers and staffs of ministries and divisions by gender and classification, 2018

Ministries/Divisions	Class-I			Class-II			Class-III			Class-IV			Total		
	Male	Female	Total	Male	Female	Total	Male	Female	Total	Male	Female	Total	Male	Female	Total
MINISTRY OF POST TELECOM & INFORMATION TECH															
INFORMATION & COMMUNICATION TECH DIV.	28	11	39	10	3	13	12	8	20	24	7	31	74	29	103
POST & TELECOMMUNICATION DIVISION	20	9	29	17	4	21	19	4	23	15	5	20	71	22	93
MINISTRY TOTAL	48	20	68	27	7	34	31	12	43	39	12	51	145	51	196
MINISTRY OF COMMERCE	69	16	85	41	15	56	37	15	52	35	13	48	182	59	241
MINISTRY TOTAL	69	16	85	41	15	56	37	15	52	35	13	48	182	59	241
MINISTRY OF DISASTER MANAGEMENT AND RELIEF	55	6	61	30	3	33	56	9	65	10	5	15	151	23	174
MINISTRY TOTAL	55	6	61	30	3	33	56	9	65	10	5	15	151	23	174
MINISTRY OF WATER RESOURCES	27	6	33	18	5	23	19	4	23	25	3	28	89	18	107
MINISTRY TOTAL	27	6	33	18	5	23	19	4	23	25	3	28	89	18	107
MINISTRY OF CIVIL AVIATION AND TOURISM	19	7	26	18	4	22	16	3	19	19	5	24	72	19	91
MINISTRY TOTAL	19	7	26	18	4	22	16	3	19	19	5	24	72	19	91
INDUSTRIES MINISTRY	45	12	57	43	10	53	12	2	14	33	8	41	133	32	165
MINISTRY TOTAL	45	12	57	43	10	53	12	2	14	33	8	41	133	32	165
MINISTRY OF LGRD AND COOPERATIVE															
LOCAL GOVERNMENT DIVISION	51	10	61	32	9	41	39	4	43	45	5	50	167	28	195
RURAL DEVELOPMENT AND CO-OPERATIVE DIVISION	16	10	26	21	3	24	4	5	9	15	4	19	56	22	78
MINISTRY TOTAL	67	20	87	53	12	65	43	9	52	60	9	69	223	50	273
MINISTRY OF FISHERIES AND LIVE STOCK	30	7	37	14	8	22	17	5	22	22	6	28	83	26	109
MINISTRY TOTAL	30	7	37	14	8	22	17	5	22	22	6	28	83	26	109
GRAND TOTAL	2987	823	3810	2080	470	2550	2743	566	3309	2404	493	2897	10214	2352	12566

4.3 Civil officers and staffs of departments and directorates by gender and classification, 2018

Departments/Directorates	Class-I			Class-II			Class-III			Class-IV			Total		
	Male	Female	Total	Male	Female	Total	Male	Female	Total	Male	Female	Total	Male	Female	Total
MINISTRY OF AGRICULTURE															
AGRI INFORMATION SERVICE	22	0	22	5	1	6	105	18	123	48	3	51	180	22	202
COTTON DEV BOARD	55	9	64	5	2	7	333	38	371	168	11	179	561	60	621
DEPTT OF AGRI EXTENSION	1568	374	1942	391	62	453	12180	1451	13631	2744	270	3014	16883	2157	19040
DEPTT OF AGRI MARKETING	32	9	41	0	0	0	188	33	221	149	26	175	369	68	437
SEED CERTIFICATION AGENCY	112	36	148	1	0	1	71	15	86	94	3	97	278	54	332
SOIL RESOURCES DEV INSTITUTE	118	36	154	17	1	18	189	27	216	118	23	141	442	87	529
MINISTRY TOTAL	1907	464	2371	419	66	485	13066	1582	14648	3321	336	3657	18713	2448	21161
MINISTRY OF COMMERCE															
DTE OF CONSUMER RIGHTS	60	18	79	1	0	1	65	18	83	29	2	31	155	38	193
OFFI OF THE CHIEF CONT OF IMP AND EXP	16	1	17	28	4	32	34	6	40	10	2	12	88	13	101
REGISTRAR OF JOINT STOCK CO.S	11	1	12	11	4	15	21	5	26	11	0	11	54	10	64
MINISTRY TOTAL	87	20	107	40	8	48	120	29	149	50	4	54	297	61	358
MINISTRY OF CULTURAL AFFAIRS															
COPY RIGHT OFFICE, DHAKA	1	1	2	0	1	1	17	4	21	2	1	3	20	7	27
DEPTT OF ARCHAEOLOGY	25	7	32	10	0	10	121	31	152	165	24	189	321	62	383
DEPTT OF PUBLIC LIBRARY	44	11	55	12	12	24	107	44	151	114	9	123	277	76	353
DTE OF ARCHIVES	10	1	11	1	0	1	28	12	40	30	7	37	69	20	89
MINISTRY TOTAL	80	20	100	23	13	36	273	91	364	311	41	352	687	165	852
MINISTRY OF DEFENCE															
A F I P, DHAKA CANT.	0	0	0	0	0	0	3	0	3	29	2	31	32	2	34
AHQ, AGS BR (PA DTE)	12	3	15	92	4	96	4118	168	4286	6711	354	7065	10933	529	11462
AHQ, E IN C'S BR. WORKS DTE	6	1	7	11	0	11	43	2	45	15	0	15	75	3	78
ARMED FORCES FOOD & DRUGS LAB	0	0	0	0	0	0	5	1	6	12	0	12	17	1	18
ARMED FORCES MEDICAL COLLEGE	0	0	0	9	3	12	21	4	25	80	11	91	110	18	128
ARMED FORCES MEDICAL INSTITUTE, DHAKA CANT.	1	0	1	0	0	0	6	0	6	45	29	74	52	29	81

4.3 Civil officers and staffs of departments and directorates by gender and classification, 2018

Departments/Directorates	Class-I			Class-II			Class-III			Class-IV			Total		
	Male	Female	Total	Male	Female	Total	Male	Female	Total	Male	Female	Total	Male	Female	Total
MINISTRY OF DEFENCE															
ARMED FORCES MEDICAL STORES DEPOT DHAKA CANT.	2	0	2	0	0	0	23	0	23	55	0	55	80	0	80
BANGLADESH AIR FORCE	4	0	4	31	0	31	1134	53	1187	2297	39	2336	3466	92	3558
BANGLADESH METEOROLOGICAL DEPTT	80	18	98	8	2	10	566	104	670	110	9	119	764	133	897
BANGLADESH ORDINANCE FACTORIES	47	3	50	117	7	124	1144	190	1334	182	55	237	1490	255	1745
BD ARMED SERVICES BOARD (BASB)	9	1	10	0	0	0	53	4	57	2	0	2	64	5	69
CONTROLLER GENERAL DEFENCE FINANCE	86	26	112	154	2	156	737	227	964	108	24	132	1085	279	1364
DEFENCE SERVICES COMMAND & STAFF COLLEGE	1	1	2	1	0	1	33	2	35	86	1	87	121	4	125
DEPTT OF CYPHER	5	1	6	6	2	8	11	2	13	7	1	8	29	6	35
DTE GENERAL MEDICAL SERVICES	8	1	9	2	0	2	88	41	129	188	38	226	286	80	366
DTE GENERAL DEFENCE PURCHASE	2	0	2	0	0	0	36	0	36	22	0	22	60	0	60
DTE OF BD NATIONAL CADET CORPS	0	0	0	0	0	0	157	17	174	222	21	243	379	38	417
DTE OF CIVILIAN PERSONNEL (NAVAL HQ)	28	0	28	117	0	117	2342	125	2467	974	63	1037	3461	188	3649
DTE OF INTER SERVICE PUB RELATION	5	1	6	3	1	4	12	5	17	6	0	6	26	7	33
DW (ARMY)	66	1	67	173	10	183	553	82	635	227	20	247	1019	113	1132
DW AND CE(AIR) KURMITOLA	10	2	12	38	2	40	137	34	171	34	9	43	219	47	266
DW AND CE (NAVY)	32	0	32	304	2	306	896	103	999	350	34	384	1582	139	1721
DTE OF MILITARY LANDS & CANTONMENT	18	9	27	7	0	7	33	2	35	28	1	29	86	12	98
MILITARY INST OF SCIENCE & TECHNOLOGY	14	4	18	40	7	47	59	12	71	26	2	28	139	25	164
MODC RECORDS, RAJENDRAPUR CANTT	0	0	0	1	0	1	3	0	3	39	0	39	43	0	43
NATIONAL DEFENCE COLLEGE, MIRPUR	3	0	3	0	0	0	10	0	10	52	0	52	65	0	65
OFFICE OF THE CHIEF ADMN OFFICER	117	6	123	87	3	90	737	48	785	630	13	643	1521	70	1641
SURVEY OF BANGLADESH	18	0	18	3	0	3	359	86	445	118	11	129	498	97	595
MINISTRY TOTAL	574	78	652	1204	45	1249	13319	1312	14631	12655	737	13392	27752	2172	29924

4.3 Civil officers and staffs of departments and directorates by gender and classification, 2018

Departments/Directorates	Class-I			Class-II			Class-III			Class-IV			Total		
	Male	Female	Total	Male	Female	Total	Male	Female	Total	Male	Female	Total	Male	Female	Total
MINISTRY OF DISASTER MANAGEMENT AND RELIEF															
DEPTT OF DISASTER MANAGEMENT	189	7	196	231	23	254	1019	62	1081	131	12	143	1570	104	1674
DTE GENERAL OF RELIEF	273	3	276	263	25	288	796	65	861	195	11	206	1527	104	1631
MINISTRY TOTAL	462	10	472	494	48	542	1815	127	1942	326	23	349	3097	208	3305
MINISTRY OF EDUCATION															
DTE OF INSPECTION	27	0	27	0	0	0	25	2	27	5	0	5	57	2	59
SECONDARY & HIGHER EDUCATION DIVISION															
BUREAU OF EDU INFORM	13	2	15	4	1	5	17	4	21	14	1	15	48	8	56
DTE OF SECONDARY & HIGHER EDUCATION	11689	5852	17541	6011	3276	9287	1991	270	2261	3647	558	4205	23338	9956	33294
EDUCATION ENGINEERING DEPTT	126	12	138	459	17	476	202	15	217	185	9	194	972	53	1025
INTERNATIONAL MOTHER LANGUAGE INSTITUTE	3	4	7	0	0	0	7	2	9	0	0	0	10	6	16
NATIONAL ACADEMY FOR EDU MANAG (NAEM)	40	17	57	3	2	5	22	8	30	66	5	71	131	32	163
OFFICE OF THE CHIEF ACCOUNTS	3	2	5	2	0	2	28	1	29	6	0	6	39	3	42
TECHNICAL AND MADRASHA EDUCATION DIVISION															
DTE OF TECHNICAL EDUCATION	2909	279	3188	781	158	939	2237	324	2561	904	131	1035	6831	892	7723
MINISTRY TOTAL	14810	6168	20978	7260	3454	10714	4529	626	5155	4827	704	5531	31426	10952	42378
ELECTION COMMISSION SECRETARIAT															
DEPUTY ELECTION COMMISSION OFFICE	400	57	457	0	0	0	601	65	666	618	76	694	1619	198	1817
MINISTRY TOTAL	400	57	457	0	0	0	601	65	666	618	76	694	1619	198	1817
MINISTRY OF EXPATRIATES` WELFARE AND OVERSEAS EMPL															
BUREAU OF MANPOWER EMP	191	36	227	554	88	642	1131	225	1356	995	129	1124	2871	478	3349
MINISTRY TOTAL	191	36	227	554	88	642	1131	225	1356	995	129	1124	2871	478	3349

4.3 Civil officers and staffs of departments and directorates by gender and classification, 2018

Departments/Directorates	Class-I			Class-II			Class-III			Class-IV			Total		
	Male	Female	Total	Male	Female	Total	Male	Female	Total	Male	Female	Total	Male	Female	Total
MINISTRY OF FINANCE															
FINANCE DIVISION															
COMMERCIAL AUDIT DIRECTORATE	121	18	139	22	4	26	289	87	376	66	11	77	498	120	618
COMPTROLLER GENERAL, DHAKA	1172	170	1342	871	109	980	4965	1021	5986	919	199	1118	7927	1499	9426
CONTROLLER GENERAL OF ACCOUNTS, DHAKA	555	78	633	186	24	210	2776	496	3272	498	88	586	4015	686	4701
DEFENCE AUDIT DEPARTMENT	21	5	26	10	3	13	76	12	88	20	5	25	127	25	152
DIRECTORATE OF CIVIL AUDIT	34	7	41	8	2	10	102	36	138	14	8	22	158	53	211
FINANCIAL MANAGEMENT ACADEMY (FIMA)	15	5	20	0	1	1	5	1	6	3	2	5	23	9	32
FOREIGN AIDED PROJECTS AUDIT DIRECTORATE	67	3	70	8	2	10	88	37	125	13	2	15	176	44	220
LOCAL & REVENUE AUDIT DIRECTORATE	63	4	67	60	4	64	193	35	228	46	10	56	362	53	415
MISSION AUDIT DIRECTORATE	7	0	7	1	2	3	8	5	13	9	2	11	25	9	34
MONITORING CELL	10	2	12	1	0	1	6	1	7	4	1	5	21	4	25
PERFORMANCE AUDIT DIRECTORATE/413	7	2	9	3	0	3	7	1	8	6	2	8	23	5	28
POST, TELEGRAPHS & TELEPHONES AUDIT DIRECTORATE	19	2	21	6	4	10	100	40	140	32	7	39	157	53	210
RAILWAY AUDIT DIRECTORATE	17	3	20	7	1	8	64	21	85	13	5	18	101	30	131
WORKS AUDIT DIRECTORATE	42	1	43	27	2	29	125	25	150	29	10	39	223	38	261
INTERNAL RESOURCES DIVISION															
CUSTOM EXCISE APPELLATE TRIBUNAL	9	1	10	0	0	0	16	3	19	15	1	16	40	5	45
DTE OF NATIONAL SAVINGS	51	19	70	44	13	57	91	17	108	66	9	75	252	58	310
NATIONAL BOARD OF REVENUE (BOARD OF ADMIN)	1355	229	1584	2992	679	3671	4501	955	5456	5010	1006	6016	13858	2869	16727
NATIONAL BOARD OF REVENUE (EXCISE & VAT)	533	92	625	1450	102	1552	907	101	1008	1409	81	1490	4299	376	4675
NATIONAL BOARD OF REVENUE (TAXES), DHAKA	0	0	0	0	0	0	60	9	69	67	2	69	127	11	138
TAXES APPELLATE TRIBUNAL, DHAKA	16	3	19	0	0	0	45	4	49	32	3	35	93	10	103
MINISTRY TOTAL	4114	644	4758	5696	952	6648	14424	2907	17331	8271	1454	9725	32505	5957	38462

4.3 Civil officers and staffs of departments and directorates by gender and classification, 2018

Departments/Directorates	Class-I			Class-II			Class-III			Class-IV			Total		
	Male	Female	Total	Male	Female	Total	Male	Female	Total	Male	Female	Total	Male	Female	Total
MINISTRY OF FISHERIES AND LIVESTOCK															
DEPTT OF FISHERIES AND LIVESTOCK INFOR	3	0	3	0	0	0	7	0	7	5	0	5	15	0	15
DEPTT OF FISHERIES	705	170	875	336	29	365	1364	208	1572	1094	116	1210	3499	523	4022
DEPTT OF LIVESTOCK SERVICES	1387	216	1603	47	0	47	3699	135	3834	1963	110	2073	7096	461	7557
MINISTRY TOTAL	2095	386	2481	383	29	412	5070	343	5413	3062	226	3288	10610	984	11594
MINISTRY OF FOOD															
DIRECTOR GENERAL OF FOOD	519	47	566	886	217	1103	1811	390	2201	3455	540	3995	6671	1194	7865
MINISTRY TOTAL	519	47	566	886	217	1103	1811	390	2201	3455	540	3995	6671	1194	7865
MINISTRY OF FOREIGN AFFAIRS															
STATE GUEST HOUSE PADMA, MEGHNA, SUGANDHA	2	0	2	0	0	0	21	1	22	58	0	58	81	1	82
MINISTRY TOTAL	2	0	2	0	0	0	21	1	22	58	0	58	81	1	82
MINISTRY OF HEALTH AND FAMILY WELFARE															
DIRECTORATE OF NURSING	14	226	240	3190	28721	31911	247	538	785	404	154	558	3855	29639	33494
DTE GENERAL OF HEALTH SERVICES (DGHS)	14093	7158	21251	478	63	541	24751	11292	36043	12496	4248	16744	51818	22761	74579
DTE OF DRUG ADMN DHAKA CTG	78	18	96	10	4	14	99	17	116	62	0	62	249	39	288
HEALTH SERVICES DIVISION															
65 CIVIL SURGEON OFFICE	4923	1094	6017	97	175	272	31769	9200	40969	9666	2657	12323	46455	13126	59581
HEALTH SERVICES DIVISION															
CENT SKIN H CENT CTG	5	0	5	0	0	0	8	3	11	7	2	9	20	5	25
CONSTRUCTION MANAGEMENT UNIT	59	2	61	72	6	78	123	7	130	82	6	88	336	21	357
HEALTH ENGINEERING DEPARTMENT (HED)	63	6	69	106	11	117	137	13	150	69	6	75	375	36	411
NATIONAL ELECTRO MED EQUIP MENT W/SHOP CENT	4	0	4	6	0	6	34	2	36	17	1	18	61	3	64

4.3 Civil officers and staffs of departments and directorates by gender and classification, 2018

Departments/Directorates	Class-I			Class-II			Class-III			Class-IV			Total		
	Male	Female	Total	Male	Female	Total	Male	Female	Total	Male	Female	Total	Male	Female	Total
MINISTRY OF HEALTH AND FAMILY WELFARE															
NATIONAL INST OF PRE SOCIAL MEDICAL	16	16	32	8	5	13	16	6	22	21	6	27	61	33	94
SHAHID SHOHRAWARDI HOSPITAL	56	39	95	9	8	17	79	160	239	75	32	107	219	239	458
TRANSPORT & EQUIP MENT ORG (TEMO)	1	0	1	3	0	3	30	0	30	14	0	14	48	0	48
MEDICAL EDU. & FAMILY WELFARE DIVISION															
DEPTT OF FAMILY PLANNING	919	513	1432	269	243	512	8075	6203	14278	3020	22184	25204	12283	29143	41426
INST OF PUBLIC HEALTH	26	24	50	43	14	57	177	69	246	193	84	277	439	191	630
NATIONAL INST OF CARDIO VASCULAR DISEASES	219	59	278	76	799	875	231	56	287	189	62	251	715	976	1691
NIPORT	55	14	69	2	28	30	166	60	226	129	74	203	352	176	528
MINISTRY TOTAL	20531	9169	29700	4369	30077	34446	65942	27626	93568	26444	29516	55960	117286	96388	213674
MINISTRY OF HOME AFFAIRS															
PUBLIC SECURITY DIVISION															
ANSAR AND V D P DEPTT	183	32	215	409	14	423	15841	2052	17893	197	33	230	16630	2131	18761
BANGLADESH COAST GUARD	78	0	78	64	1	65	132	10	142	11	5	16	285	16	301
INVESTIGATION AGENCY	22	1	23	13	0	13	106	4	110	27	5	32	168	10	178
INVESTIGATION AGENCY- ICT BD	25	8	33	12	0	12	112	3	115	29	5	34	178	16	194
SECURITY SERVICES DIVISION															
BORDER GUARD BANGLADESH	13	7	20	1	77	78	1085	82	1167	3456	54	3510	4555	220	4775
DEPTT OF FIRE SERVICES DEFENCE	22	0	22	155	0	155	2576	69	2645	7099	41	7140	9852	110	9962
DEPTT OF IMMIGRATION	69	15	84	41	1	42	514	117	631	277	21	298	901	154	1055
DEPTT OF NARCOTICS CONTROL	98	7	105	133	9	142	580	58	638	310	10	320	1121	84	1205
DIRECTORATE OF PRISONS	136	9	145	142	40	182	9685	623	10308	19	3	22	9982	675	10657
NATIONAL TELECOMMUNICATION	8	0	8	0	0	0	0	0	0	0	0	0	8	0	8
MONITORING CENTRE POLICE DIRECTORATE	9802	444	10246	22583	748	23331	148793	12730	161523	5854	243	6097	187032	14165	201197
MINISTRY TOTAL	10456	523	10979	23553	890	24443	179424	15748	195172	17279	420	17699	230712	17581	248293

4.3 Civil officers and staffs of departments and directorates by gender and classification, 2018

Departments/Directorates	Class-I			Class-II			Class-III			Class-IV			Total		
	Male	Female	Total	Male	Female	Total	Male	Female	Total	Male	Female	Total	Male	Female	Total
MINISTRY OF HOUSING AND PUBLIC WORKS															
COMMISSIONER OFFICE SETTLEMENT	10	3	13	0	0	0	9	1	10	9	2	11	28	6	34
DEPTT OF ARCHITECTURE	41	22	63	0	0	0	89	43	132	28	8	36	158	73	231
DTE OF GOVT ACCOMMODATION	13	1	14	0	0	0	92	24	116	210	47	257	315	72	387
DTE OF INTERNAL AUDIT	2	1	3	6	0	6	21	4	25	10	0	10	39	5	44
DTE OF URBAN DEVELOPMENT	28	10	38	2	0	2	78	17	95	55	10	65	163	37	200
PUBLIC WORKS DEPTT	608	78	686	965	69	1034	1821	419	2240	1657	221	1878	5051	787	5838
MINISTRY TOTAL	702	115	817	973	69	1042	2110	508	2618	1969	288	2257	5754	980	6734
MINISTRY OF INDUSTRIES															
BOILER INSPECTION OFFICE	8	0	8	0	0	0	8	1	9	7	1	8	23	2	25
NATIONAL PRODUCTIVITY ORGANISATION	12	3	15	1	0	1	15	4	19	7	1	8	35	8	43
PATENTS, DESIGN MARKS OFFICE	26	3	29	2	0	2	27	5	32	9	0	9	64	8	72
MINISTRY TOTAL	46	6	52	3	0	3	50	10	60	23	2	25	122	18	140
MINISTRY OF INFORMATION															
BANGLADESH FILM ARCHIVES	4	1	5	4	5	9	20	4	24	7	0	7	35	10	45
DEPTT OF FILMS	20	10	30	20	1	21	79	27	106	20	6	26	139	44	183
DEPTT OF MASS COMMUNICATION	66	6	72	58	6	64	352	21	373	179	27	206	655	60	715
FILM CENSOR BOARD	3	0	3	5	1	6	5	0	5	6	0	6	19	1	20
NATIONAL BROAD AUTH (BD BETAR)	351	92	443	21	2	23	498	125	623	381	61	442	1251	280	1531
NATIONAL BROAD CASTING AUTH (BD TELEVISION)	183	30	213	94	15	109	530	76	606	259	29	288	1066	150	1216
NATIONAL INST OF MASS COMMUNICATION	21	7	28	7	1	8	36	5	41	32	3	35	96	16	112
PRESS INFORMATION DEPTT	55	19	74	21	3	24	80	12	92	79	14	93	235	48	283
MINISTRY TOTAL	703	165	868	230	34	264	1600	270	1870	963	140	1103	3496	609	4105

4.3 Civil officers and staffs of departments and directorates by gender and classification, 2018

Departments/Directorates	Class-I			Class-II			Class-III			Class-IV			Total		
	Male	Female	Total	Male	Female	Total	Male	Female	Total	Male	Female	Total	Male	Female	Total
MINISTRY OF JUTE AND TEXTILE															
DEPTT OF TEXTILE	170	11	181	151	28	179	374	116	490	176	14	190	871	169	1040
DIRECTORATE OF JUTE	66	2	68	41	2	43	108	11	119	24	4	28	239	19	258
MINISTRY TOTAL	236	13	249	192	30	222	482	127	609	200	18	218	1110	188	1298
MINISTRY OF LABOUR AND EMPLOYMENT															
DEPARTMENT OF INSPECTION FOR FACTORIES	121	21	142	179	48	227	115	35	150	31	5	36	446	109	555
DTE OF LABOUR	78	27	105	16	18	34	231	56	287	176	22	198	501	123	624
LABOUR APPELATE TRIBUNAL LABOUR COURT	10	3	13	0	0	0	45	6	51	39	2	41	94	11	105
MINIMUM WAGES BOARD	1	1	2	0	0	0	6	0	6	5	0	5	12	1	13
NSDC SECRETARIAT	7	0	7	0	0	0	1	0	1	6	0	6	14	0	14
MINISTRY TOTAL	217	52	269	195	66	261	398	97	495	257	29	286	1067	244	1311
MINISTRY OF LAND															
BOARD OF LAND APPEAL	10	0	10	0	0	0	17	5	22	10	0	10	37	5	42
CONTROLLER OF ACCOUNTS (REV)	9	2	11	72	5	77	64	26	90	67	9	76	212	42	254
DEPTT OF LAND RECORDS	305	2	307	129	0	129	1662	123	1785	803	77	880	2899	202	3101
LAND ADMINISTRATION TRNG CENTRE	3	4	7	0	0	0	6	1	7	8	2	10	17	7	24
LAND REFORMS BOARD	17	5	22	0	0	0	40	3	43	17	1	18	74	9	83
MINISTRY TOTAL	344	13	357	201	5	206	1789	158	1947	905	89	994	3239	265	3504
MINISTRY OF LAW, JUSTICE AND PAR AFFAIRS															
LAW & JUSTICE DIVISION															
ADMIN GEN, OFF TRUSTEE & OFF RECEIVER OFFICE	0	0	0	0	0	0	8	0	8	6	0	6	14	0	14
ADMINISTRATIVE TRIBUNAL	5	0	5	0	0	0	11	0	11	11	1	12	27	1	28
ADMN APPELLATE TRIBUNAL	2	1	3	0	0	0	3	0	3	7	0	7	12	1	13
ANTI-TERRORISM ADDITIONAL TRIBUNAL	0	0	0	0	0	0	5	0	5	7	0	7	12	0	12

4.3 Civil officers and staffs of departments and directorates by gender and classification, 2018

Departments/Directorates	Class-I			Class-II			Class-III			Class-IV			Total		
	Male	Female	Total	Male	Female	Total	Male	Female	Total	Male	Female	Total	Male	Female	Total
BANGLADESH BAR COUNCIL	5	4	9	3	0	3	30	5	35	38	0	38	76	9	85
BANGLADESH JUDICIAL SERVICE COMMISSION SECTT.	9	0	9	0	0	0	17	6	23	10	1	11	36	7	43
BANGLADESH LAW COMMISSION	3	0	3	0	0	0	7	1	8	13	0	13	23	1	24
DEPARTMENT OF REGISTRATION	382	23	405	0	0	0	1499	53	1552	637	1	638	2518	77	2595
DRUTHO BICHAR TRIBUNAL	5	0	5	3	0	3	19	0	19	19	0	19	46	0	46
INTERNATIONAL CRIMES TRIBUNAL (ICT-BD), DHAKA	3	2	5	0	0	0	15	1	16	22	5	27	40	8	48
JANA NIRAPATTA DIGNAKARI APORADH DAMAN TRIBUNAL	5	1	6	3	0	3	35	0	35	9	0	9	52	1	53
JUDICIAL ADMINISTRATION TRAINING INSTITUTE	9	3	12	2	0	2	22	3	25	23	2	25	56	8	64
LAND SURVEY TRIBUNAL, TANGAIL	0	1	1	0	0	0	0	0	0	0	0	0	0	1	1
LOWER COURT OF LAW AND JUSTICE DIVISION	1080	494	1574	109	2	111	2800	323	3123	3535	176	3711	7524	995	8519
LAND SURVEY TRIBANAL, FARIDPUR	0	0	0	0	0	0	0	0	0	0	0	0	0	0	0
LAND SURVEY TRIBANIAL, JESSORE	1	0	1	0	0	0	2	0	2	1	0	1	4	0	4
LAND SURVEY TRIBANIAL, NOAKHALI	1	0	1	0	0	0	2	0	2	2	0	2	5	0	5
LAND SURVEY TRIBANIAL, PABNA	1	0	1	0	0	0	1	0	1	1	0	1	3	0	3
NARI-O-SHISHU NIRJATAN DAMAN TRIBUNAL	24	3	27	1	0	1	88	1	89	54	1	55	167	5	172
NATIONAL LEGAL AID SERVICES ORGANISATION	46	20	66	0	0	0	63	13	76	3	0	3	112	33	145
OFFICE OF THE ATTORNEY GENERAL	4	0	4	1	1	2	48	22	70	105	20	125	158	43	201
OFFICE OF THE ENVIRONMENT COURT	2	0	2	0	0	0	4	0	4	2	0	2	8	0	8
SUPREME COURT APPELLATE DIV	7	0	7	1	0	1	31	3	34	33	1	34	72	4	76
SUPREME COURT HIGH COURT DIV	20	6	26	297	27	324	613	96	709	354	49	403	1284	178	1462
MINISTRY TOTAL	1614	558	2172	420	30	450	5323	527	5850	4892	257	5149	12249	1372	13621

4.3 Civil officers and staffs of departments and directorates by gender and classification, 2018

Departments/Directorates	Class-I			Class-II			Class-III			Class-IV			Total			
	Male	Female	Total	Male	Female	Total	Male	Female	Total	Male	Female	Total	Male	Female	Total	
MINISTRY OF LGRD AND CO-OPERATIVE																
LOCAL GOVERNMENT DIVISION																
DHAKA MOSQUITO CONTROL	1	0	1	0	0	0	28	0	28	246	17	263	275	17	292	
LOCAL GOVT ENGINEERING DEPARTMENT	986	49	1035	1376	44	1420	5122	125	5247	1384	90	1474	8868	308	9176	
NATIONAL INSTITUTE OF LOCAL GOVERNMENT (NILG)	15	9	24	10	0	10	11	10	21	28	6	34	64	25	89	
PUBLIC HEALTH ENGINEERING DEPTT	198	36	234	466	57	523	816	230	1046	3762	166	3928	5242	489	5731	
RURAL DEVELOPMENT AND CO-OPERATIVES DIVISION																
DEPTT OF CO- OPERATIVES	112	22	134	443	53	496	1979	461	2440	895	141	1036	3429	677	4106	
MINISTRY TOTAL	1312	116	1428	2295	154	2449	7956	826	8782	6315	420	6735	17878	1516	19394	
M/O POST, TELECOM & INFORMATION TECH																
INFORMATION & COMMUNICATION TECH DIV																
INFORMATION & COMMUNICATION TECH DTE	21	0	21	0	0	0	0	0	0	0	0	0	0	21	0	21
INFORMATION AND COMMUNICATION DIRECTORATE	4	0	4	0	0	0	0	0	0	0	0	0	0	4	0	4
POST & TELECOMMUNICATION DIVISION																
BANGLADESH POST OFFICE	124	22	146	6	1	7	5649	540	6189	3767	195	3962	9546	758	10304	
BD TELECOMMUNICATION REGULATORY COMMISSION	73	15	88	42	7	49	75	2	77	100	3	103	290	27	317	
MINISTRY TOTAL	222	37	259	48	8	56	5724	542	6266	3867	198	4065	9861	785	10646	
MINISTRY OF ENVIRONMENT, FOREST AND CLIMATE CHANGE																
BANGLADESH NATIONAL HERBARIUM	6	3	9	2	1	3	12	2	14	10	1	11	30	7	37	
BD FOREST RESEARCH INST CTG	41	9	50	24	4	28	248	19	267	127	6	133	440	38	478	
DEPTT OF FOREST	149	21	170	105	5	110	3584	52	3636	3082	76	3158	6920	154	7074	
ENVIRONMENT DEPTT	110	19	129	41	15	56	179	28	207	10	2	12	340	64	404	
MINISTRY TOTAL	306	52	358	172	25	197	4023	101	4124	3229	85	3314	7730	263	7993	

4.3 Civil officers and staffs of departments and directorates by gender and classification, 2018

Departments/Directorates	Class-I			Class-II			Class-III			Class-IV			Total		
	Male	Female	Total	Male	Female	Total	Male	Female	Total	Male	Female	Total	Male	Female	Total
MINISTRY OF PUBLIC ADMINISTRATION															
BANGLADESH EMPLOYEES WELFARE BOARD	21	7	28	8	2	10	58	15	73	48	1	49	135	25	160
BD CIVIL SERVICE (ADMIN) ACADEMY	14	5	19	0	0	0	36	4	40	32	2	34	82	11	93
DEPTT. OF PRINTING STATIONARY FORM	15	0	15	15	3	18	1049	206	1255	296	22	318	1375	231	1606
DEPTT OF GOVERNMENT TRANSPORT	10	1	11	1	0	1	1783	11	1794	209	3	212	2003	15	2018
OFFICE OF THE CHIEF ACCOUNTS OFFICER	3	0	3	2	0	2	23	1	24	4	0	4	32	1	33
SARKARI KARMACHARI HOSPITAL, DHAKA	38	37	75	1	39	40	8	4	12	38	17	55	85	97	182
MINISTRY TOTAL	101	50	151	27	44	71	2957	241	3198	627	45	672	3712	380	4092
MINISTRY OF RAILWAYS															
BANGLADESH RAILWAY	426	24	450	839	62	901	10312	586	10898	15070	612	15682	26647	1284	27931
RAILWAY INSPECTION DEPTT	2	0	2	0	0	0	1	0	1	2	1	3	5	1	6
MINISTRY TOTAL	428	24	452	839	62	901	10313	586	10899	15072	613	15685	26652	1285	27937
MINISTRY OF ROAD TRANSPORT BRIDGES															
BRIDGE DIVISION															
BANGLADESH BRIDGE AUTHORITY ROAD TRANSPORT AND HIGHWAYS DIVISION	43	2	45	6	2	8	48	4	52	37	6	43	134	14	148
BD, ROAD TRANSPORT AUTHORITY	92	2	94	121	2	123	221	19	240	63	11	74	497	34	531
ROADS DEPTT	413	65	478	684	38	722	1932	90	2022	843	4	847	3872	197	4069
MINISTRY TOTAL	548	69	617	811	42	853	2201	113	2314	943	21	964	4503	245	4748
MINISTRY OF PLANNING															
STATISTICS & INFORMATICS DIVISION															
BANGLADESH BUREAU OF STATISTICS	260	60	320	44	18	62	1373	193	1566	432	26	458	2109	297	2406
MINISTRY TOTAL	260	60	320	44	18	62	1373	193	1566	432	26	458	2109	297	2406

4.3 Civil officers and staffs of departments and directorates by gender and classification, 2018

Departments/Directorates	Class-I			Class-II			Class-III			Class-IV			Total		
	Male	Female	Total	Male	Female	Total	Male	Female	Total	Male	Female	Total	Male	Female	Total
MINISTRY OF POWER ENERGY & MIN RESOURCES															
ENERGY AND MINERAL RESOURCES DIV															
BANGLADESH PETROLEUM INSTITUTE	4	7	11	0	0	0	11	3	14	13	2	15	28	12	40
BUREAU OF MENAREL DEVELOPMENT	5	1	6	0	0	0	1	1	2	5	2	7	11	4	15
DEPTT OF EXPLOSIVES	12	2	14	0	0	0	18	4	22	14	2	16	44	8	52
GEOLOGICAL SERVEY OF BANGLADESH POWER DIVISION	103	23	126	6	2	8	164	36	200	75	21	96	348	82	430
ELEC ADV ELEC INSPECTOR	4	0	4	2	0	2	12	2	14	6	0	6	24	2	26
ENERGY AUDIT CELL	3	0	3	0	0	0	3	0	3	4	1	5	10	1	11
POWER CELL	14	1	15	0	0	0	18	0	18	9	0	9	41	1	42
MINISTRY TOTAL	145	34	179	8	2	10	227	46	273	126	28	154	506	110	616
MINISTRY OF PRIMARY AND MESS EDUCATION															
COMPULSORY PRIMARY EDN IMPL UNIT	8	4	12	1	0	1	23	2	25	15	3	18	47	9	56
DIRECTORATE OF NON-FORMAL EDUCATION	54	5	59	0	0	0	100	12	112	138	9	147	292	26	318
DTE OF PRIMARY EDUCATION	1382	467	1849	2092	660	2752	152150	199359	351509	734	51	785	156358	200537	356895
NATIONAL ACADEMY FOR PRIMARY EDUCATION, MYMENSINGH	27	11	38	2	1	3	6	0	6	11	2	13	46	14	60
MINISTRY TOTAL	1471	487	1958	2095	661	2756	152279	199373	351652	898	65	963	156743	200586	357329
PRIME MINISTER'S OFFICE															
BOARD OF INVESTMENT	33	7	40	0	0	0	57	12	69	86	9	95	176	28	204
BUREAU OF NGO AFFAIRS	6	1	7	2	1	3	29	4	33	16	0	16	53	6	59
NATIONAL SECURITY INTELLIGENCE	389	50	439	266	26	292	582	56	638	685	26	711	1922	158	2080
SPECIAL SECURITY FORCE	1	0	1	3	0	3	87	0	87	81	0	81	172	0	172
MINISTRY TOTAL	429	58	487	271	27	298	755	72	827	868	35	903	2323	192	2515

4.3 Civil officers and staffs of departments and directorates by gender and classification, 2018

Departments/Directorates	Class-I			Class-II			Class-III			Class-IV			Total		
	Male	Female	Total	Male	Female	Total	Male	Female	Total	Male	Female	Total	Male	Female	Total
MINISTRY OF RELIGIOUS AFFAIRS															
BANGLADESH HAJI MISSION, MAKKA AL-MUKARRAAH, K.S	2	0	2	1	0	1	5	0	5	2	0	2	10	0	10
CONSUL OFFICE OF BD JEDDAH (HAJJ)	2	0	2	1	0	1	3	0	3	2	0	2	8	0	8
HAJJ OFFICE DHAKA	1	0	1	2	0	2	11	0	11	7	1	8	21	1	22
MINISTRY TOTAL	5	0	5	4	0	4	19	0	19	11	1	12	39	1	40
MINISTRY OF SCIENCE AND TECHNOLOGY															
NATIONAL MUSEUM OF SCI	13	0	13	1	0	1	15	1	16	26	0	26	55	1	56
MINISTRY TOTAL	13	0	13	1	0	1	15	1	16	26	0	26	55	1	56
MINISTRY OF SHIPPING															
DEEP SEA PORT CELL	1	0	1	0	0	0	2	0	2	2	0	2	5	0	5
DEPTT OF SHIPPING INLAND SHIPS	13	1	14	15	6	21	53	4	57	30	4	34	111	15	126
DTE OF SEAMEN WEL CTG	4	0	4	0	0	0	10	2	12	19	0	19	33	2	35
ENGG OFFICE DHAKA	1	0	1	0	0	0	10	0	10	3	0	3	14	0	14
ENGG OFFICE NGN	1	0	1	0	0	0	2	0	2	1	0	1	4	0	4
ENGG AND SHIP SURVEY OFFICE KHULNA	1	0	1	0	0	0	1	0	1	1	0	1	3	0	3
GOVT SHIPPING OFFICE CTG	1	0	1	1	0	1	16	2	18	7	0	7	25	2	27
MARINE ACADEMY CHITTAGONG	22	1	23	10	0	10	43	7	50	91	2	93	166	10	176
MERCANTILE MARINE DEPT CTG	4	0	4	1	0	1	16	4	20	14	0	14	35	4	39
NATIONAL MARITIME INSTITUTE, CTG	4	0	4	1	0	1	8	0	8	3	1	4	16	1	17
SEAMENS TRANING CENTER CTG	6	0	6	1	0	1	7	0	7	5	0	5	19	0	19
MINISTRY TOTAL	58	2	60	29	6	35	168	19	187	176	7	183	431	34	465

4.3 Civil officers and staffs of departments and directorates by gender and classification, 2018

Departments/Directorates	Class-I			Class-II			Class-III			Class-IV			Total		
	Male	Female	Total	Male	Female	Total	Male	Female	Total	Male	Female	Total	Male	Female	Total
MINISTRY OF SOCIAL WELFARE															
DEPT OF SOCIAL SERVICES	706	263	969	130	43	173	3672	1828	5500	2429	1085	3514	6937	3219	10156
MINISTRY TOTAL	706	263	969	130	43	173	3672	1828	5500	2429	1085	3514	6937	3219	10156
MINISTRY OF WOMEN AND CHILDREN AFFAIRS															
DEPT OF WOMENS AFFAIRS	33	94	127	73	429	502	904	927	1831	561	417	978	1571	1867	3438
MINISTRY TOTAL	33	94	127	73	429	502	904	927	1831	561	417	978	1571	1867	3438
MINISTRY OF YOUTH AND SPORTS															
BARISAL DIVISIONAL EDUCATION COLLEGE	2	0	2	0	0	0	2	1	3	0	0	0	4	1	5
CHITTAGONG DIVISIONAL EDUCATION COLLEGE	2	1	3	0	0	0	3	0	3	10	3	13	15	4	19
DEPTT OF YOUTH DEVELOPMENT	216	26	242	476	110	586	2105	310	2415	917	82	999	3714	528	4242
DHAKA PHYSICAL EDUCATION COLLEGE	23	5	28	11	7	18	13	2	15	22	4	26	69	18	87
DISTRICT SPORTS OFFICE	21	0	21	0	0	0	54	3	57	61	3	64	136	6	142
DTE OF SPORTS	66	7	73	0	0	0	86	20	106	133	11	144	285	38	323
KHULNA DIVISIONAL EDUCATION COLLEGE	4	0	4	0	0	0	3	1	4	14	1	15	21	2	23
MYMENSINGH PHYSICAL EDUCATION COLLEGE	2	1	3	0	0	0	2	0	2	0	0	0	4	1	5
RAJSHAHI PHYSICAL COLLEGE	5	2	7	6	3	9	5	1	6	25	1	26	41	7	48
MINISTRY TOTAL	341	42	383	493	120	613	2273	338	2611	1182	105	1287	4289	605	4894
GRAND TOTAL	66468	19932	86400	54435	37762	92197	508157	257975	766132	127643	38180	165823	756703	353849	1110552

4.4 Civil officers and staffs of divisional and deputy commissioner offices by gender and classification, 2018

Divisional commissioner and Deputy commissioner offices	Class-I			Class-II			Class-III			Class-IV			Total		
	Male	Female	Total	Male	Female	Total	Male	Female	Total	Male	Female	Total	Male	Female	Total
CHITTAGONG DIV COM OFFICE	10	2	12	2	0	2	45	6	51	31	4	35	88	12	100
DC OFFICE CHITTAGONG	61	20	81	25	0	25	453	39	492	520	58	578	1059	117	1176
DC OFFICE BANDARBAN	19	8	27	1	0	1	80	31	111	123	25	148	223	64	287
DC OFFICE COX'S BAZAR	37	6	43	11	0	11	143	11	154	189	11	200	380	28	408
DC OFFICE BRAHMANBARIA	23	14	37	2	0	2	197	17	214	285	33	318	507	64	571
DC OFFICE CHANDPUR	25	14	39	4	0	4	213	25	238	249	29	278	491	68	559
DC OFFICE COMILLA	38	21	59	13	0	13	410	62	472	584	86	634	1009	169	1178
DC OFFICE KHAGRACHHARI	26	6	32	4	0	4	120	15	135	182	17	199	332	38	370
DC OFFICE FENI	17	11	28	6	0	6	152	13	165	184	7	191	359	31	390
DC OFFICE NOAKHALI	22	4	26	9	0	9	104	10	114	128	9	137	263	23	286
DC OFFICE LAKSHMIPUR	20	5	25	3	0	3	148	13	161	170	9	179	341	27	368
DC OFFICE RANGAMATI	22	6	28	4	0	4	111	35	146	173	22	195	310	63	373
DIVISIONAL TOTAL	320	117	437	84	0	84	2176	277	2453	2782	310	3092	5362	704	6066
DHAKA DIV COM OFFICE	7	4	11	1	0	1	32	8	40	23	4	27	63	16	79
DC OFFICE TANGAIL	29	13	42	2	0	2	253	51	304	353	40	393	637	104	741
DC OFFICE DHAKA	41	36	77	16	0	16	348	50	398	270	31	301	675	117	792
DC OFFICE MUNSHIGANJ	17	16	33	4	0	4	159	17	176	172	46	218	352	79	431
DC OFFICE NARAYANGANJ	20	16	36	1	0	1	80	14	94	89	1	90	190	31	221
DC OFFICE MANIKGANJ	19	12	31	2	0	2	188	16	204	231	33	264	440	61	501
DC OFFICE GAZIPUR	20	12	32	6	0	6	179	31	210	205	31	236	410	74	484
DC OFFICE NARSINGDI	17	15	32	4	0	4	171	22	193	303	25	328	495	62	557
DC OFFICE FARIDPUR	18	13	31	6	0	6	290	22	312	219	23	242	533	58	591
DC OFFICE GOPALGANJ	18	7	25	3	0	3	187	17	204	208	23	231	416	47	463
DC OFFICE RAJBARI	11	4	15	1	0	1	162	27	189	92	10	102	266	41	307
DC OFFICE KISHOREGANJ	29	12	41	2	0	2	282	31	313	346	39	385	659	82	741
DC OFFICE SHARIATPUR	23	4	27	1	0	1	68	12	80	85	11	96	177	27	204
DC OFFICE MADARIPUR	10	5	15	0	0	0	171	8	179	78	7	85	259	20	279
DIVISIONAL TOTAL	297	169	448	49	0	49	2570	326	2896	2674	324	2998	5572	819	6391

4.4 Civil officers and staffs of divisional and deputy commissioner offices by gender and classification, 2018

Divisional commissioner and Deputy commissioner offices	Class-I			Class-II			Class-III			Class-IV			Total		
	Male	Female	Total	Male	Female	Total	Male	Female	Total	Male	Female	Total	Male	Female	Total
KHULNA DIV COM OFFICE	9	3	12	2	0	2	42	7	49	20	0	20	73	10	83
DC OFFICE KHULNA	35	10	45	2	0	2	248	37	285	312	44	365	597	91	688
DC OFFICE JESSORE	22	5	27	6	0	6	417	60	477	175	11	186	620	76	696
DC OFFICE NARAIL	16	3	19	4	0	5	62	10	72	91	10	101	173	24	197
DC OFFICE MAGURA	22	5	27	2	0	2	104	13	117	175	20	195	303	38	341
DC OFFICE JHENAI DAH	18	11	29	3	0	3	185	21	206	239	38	277	445	70	515
DC OFFICE BAGERHAT	24	6	30	4	1	4	168	13	181	177	17	194	373	36	409
DC OFFICE SATKHIRA	23	8	31	3	0	3	220	16	236	226	26	252	472	50	522
DC OFFICE MEHERPUR	20	3	23	2	0	2	68	5	73	85	6	91	175	14	189
DC OFFICE CHUADANGA	11	9	20	1	0	1	106	14	120	148	14	162	266	37	303
DC OFFICE KUSHTIA	21	10	31	3	0	3	166	22	188	225	28	253	415	60	475
DIVISIONAL TOTAL	221	73	294	32	1	33	1786	218	2004	1873	214	2087	3912	506	4418
RAJSHAHI DIV COM OFFICE	11	1	12	1	0	1	39	6	45	34	6	40	85	13	98
DC OFFICE RAJSHAHI	36	9	45	5	1	6	199	33	232	232	32	264	472	75	547
DC OFFICE BOGRA	25	11	36	3	0	3	274	36	310	345	54	399	647	101	748
DC OFFICE JOYPU RHAT	21	8	29	3	0	3	110	36	146	157	21	178	291	65	356
DC OFFICE SERAJGONJ	24	9	33	4	0	4	261	15	276	328	15	343	617	39	356
DC OFFICE PABNA	28	11	39	4	0	4	235	34	269	283	34	317	550	79	629
DC OFFICE NAOGAON	30	9	39	4	0	4	285	33	318	241	42	283	560	84	644
DC OFFICE NATORE	10	7	17	4	0	4	136	15	151	201	32	233	351	54	405
DC OFFICE NAWABGANJ	8	4	12	4	0	4	126	14	140	92	12	104	230	30	260
DIVISIONAL TOTAL	193	69	262	32	1	33	1665	222	1887	1913	248	2161	3803	540	4343
BARISAL DIV COM OFFICE	5	1	6	1	0	1	46	14	60	23	0	23	75	15	90
DC OFFICE BARISAL	24	12	36	3	0	3	247	36	283	293	49	342	567	97	664
DC OFFICE JHALOKATHI	14	7	21	1	0	1	54	4	58	61	8	69	130	19	149
DC OFFICE BHOLA	19	2	21	1	0	1	181	10	191	204	18	222	405	30	435
DC OFFICE PEROJPUR	21	12	33	0	0	0	61	7	68	88	8	96	170	27	197
DC OFFICE BARGUNA	16	4	20	1	0	1	127	14	141	151	20	171	295	38	333
DC OFFICE PATUAKHALI	23	6	29	5	0	5	197	30	227	201	28	229	426	64	490
DIVISIONAL TOTAL	122	44	166	12	0	12	913	115	1028	1021	131	1152	2068	290	2358

4.4 Civil officers and staffs of divisional and deputy commissioner offices by gender and classification, 2018

Divisional commissioner and Deputy commissioner offices	Class-I			Class-II			Class-III			Class-IV			Total		
	Male	Female	Total	Male	Female	Total	Male	Female	Total	Male	Female	Total	Male	Female	Total
SYLHET DIV COM OFFICE	4	3	7	1	0	1	22	4	26	13	1	14	40	8	48
DC OFFICE SYLHET	36	19	55	6	0	6	312	34	346	310	43	353	664	96	760
DC OFFICE HABIGANJ	27	10	37	6	0	6	214	18	232	243	33	276	490	61	551
DC OFFICE SUNAMGONJ	27	9	36	1	0	1	213	23	236	159	16	175	400	48	448
DC OFFICE MOULAVIBAZAR	27	9	36	3	0	3	170	22	192	193	18	211	393	49	442
DIVISIONAL TOTAL	121	50	171	17	0	17	931	101	1032	918	111	1029	1987	262	2249
RANGPUR DIV COM OFFICE	7	1	8	1	0	1	22	18	40	16	3	19	46	22	68
DC OFFICE DINAJPUR	29	10	39	4	0	4	335	37	372	339	28	367	707	75	782
DC OFFICE THAKURGAON	17	3	20	2	1	3	121	20	141	180	21	201	320	45	365
DC OFFICE PANCHAGARH	11	3	14	3	0	3	108	14	122	163	17	180	285	34	319
DC OFFICE GAIBANDHA	17	7	24	3	0	3	206	14	220	141	12	153	367	33	400
DC OFFICE KURIGRAM	20	7	27	3	0	3	273	25	298	294	23	317	590	55	645
DC OFFICE LALMONIRHAT	18	5	23	2	0	2	116	10	126	158	14	172	294	29	323
DC OFFICE NILPHAMARI	15	10	25	3	0	3	174	13	187	194	19	213	386	42	428
DC OFFICE RANGPUR	21	13	34	5	0	5	207	31	238	291	38	329	524	82	606
DIVISIONAL TOTAL	155	59	214	26	1	27	1562	182	1744	1776	175	1951	3519	417	3936
MYMENSINGH DIV COM OFFICE	6	2	8	0	0	0	16	1	17	507	44	551	529	47	576
DC OFFICE MYMENSINGH	114	33	147	12	0	12	694	99	793	459	7	466	1279	139	1418
DC OFFICE JAMALPUR	21	1	22	2	0	2	175	23	198	209	5	214	407	29	436
DC OFFICE SHERPUR	23	4	27	1	0	1	102	19	121	166	20	186	292	43	335
DC OFFICE NETROKONA	24	6	30	1	0	1	257	25	282	344	30	374	626	61	687
DIVISIONAL TOTAL	188	46	234	16	0	16	1244	167	1411	1685	106	1791	3133	319	3452
GRAND TOTAL	1599	627	2226	268	3	271	12847	1608	14455	14642	1619	16261	29356	3857	33213

4.5 Civil officers and staffs of autonomous bodies and corporations by gender and classification, 2018

Autonomous bodies/Corporations	Class-I			Class-II			Class-III			Class-IV			Total		
	Male	Female	Total	Male	Female	Total	Male	Female	Total	Male	Female	Total	Male	Female	Total
MINISTRY OF AGRICULTURE															
BANGLADESH AGRI DEV CORP	609	81	690	582	78	660	1209	137	1346	559	18	577	2959	314	3273
BANGLADESH AGRI RES INST	612	135	747	25	2	27	894	191	1085	600	80	680	2131	408	2539
BANGLADESH AGRICULTURE RES. COUNCIL	35	6	41	4	0	4	45	7	52	31	15	46	115	28	143
BANGLADESH JUTE RESEARCH INSTITUTE	114	26	140	12	1	13	108	18	126	119	20	139	353	65	418
BARIND MULTIPURPOSE DEVELOPMENT AUTHORITY, RAJSHAHI	39	3	42	105	4	109	385	12	397	97	5	102	626	24	650
BD APPLIED NUTRITION & HUMAN RESOURCE DEV. BOARD	4	0	4	6	0	6	6	0	6	3	1	4	19	1	20
BD INST OF NUCLEAR INSTITUTE AGRI MYM	114	25	139	28	4	32	109	10	119	73	9	82	324	48	372
BD SUGARCANE RESEARCH INSTITUTE	72	10	82	23	5	28	80	16	96	86	3	89	261	34	295
RICE RESEARCH INSTITUTE	187	62	249	40	3	43	140	28	168	104	17	121	471	110	581
MINISTRY TOTAL	1786	348	2134	825	97	922	2976	419	3395	1672	168	1840	7259	1032	8291
MINISTRY OF CIVIL AVIATION AND TOURISM															
BANGLADESH SERVICES LIMITED	2	0	2	0	0	0	0	0	0	0	0	0	2	0	2
BANGLADESH TOURISM BOARD	10	1	11	0	0	0	10	0	10	7	2	9	27	3	30
BIMAN BANGLADESH AIRLINES LTD.	657	51	708	457	83	540	1217	180	1397	117	52	169	2448	366	2814
CIVIL AVIATION AUTHORITY	224	19	243	85	9	94	1669	187	1856	740	97	837	2718	312	3030
PARJATAN CORP	161	24	185	2	0	2	196	9	205	113	6	119	472	39	511
MINISTRY TOTAL	1054	95	1149	544	92	636	3092	376	3468	977	157	1134	5667	720	6387

4.5 Civil officers and staffs of autonomous bodies and corporations by gender and classification, 2018

Autonomous bodies/Corporations	Class-I			Class-II			Class-III			Class-IV			Total		
	Male	Female	Total	Male	Female	Total	Male	Female	Total	Male	Female	Total	Male	Female	Total
MINISTRY OF COMMERCE															
BANGLADESH TEA BOARD, CTG	45	5	50	14	1	15	91	10	101	83	6	89	233	22	255
EXPORT PROMOTION BUREAU	41	5	46	2	0	2	101	15	116	48	4	52	192	24	216
INST OF CHARTERED ACCOUNTANTS OF BANGLADESH	29	11	40	1	0	1	16	0	16	16	0	16	62	11	73
INST OF COST & MANG ACCOUNTS	33	2	35	12	3	15	19	2	21	49	0	49	113	7	120
TARIF COMMISSION	27	4	31	0	0	0	24	12	36	22	7	29	73	23	96
TRADING CORP OF BANGLADESH	26	0	26	1	0	1	63	6	69	10	5	15	100	11	111
MINISTRY TOTAL	201	27	228	30	4	34	314	45	359	228	22	250	773	98	871
MINISTRY OF CTG. HILL TRACTS AFFAIRS															
CHITTAGONG HILL TRACTS REGIONAL COUNCIL, RANGAMATI	3	3	6	0	0	0	21	7	28	18	3	21	42	13	55
CHTS DEV BOARD/ RANGAMATI	17	1	18	13	1	14	37	13	50	41	3	44	108	18	126
CIVIL AFFAIRS OFFICE	1	0	1	0	0	0	7	0	7	3	0	3	11	0	11
DIST. COUNCIL KHAGRACHARI HILL DIST	4	0	4	4	0	4	21	3	24	46	2	48	75	5	80
DISTRICT COUNCIL, BANDARBAN HILL DISTRICT	5	0	5	1	0	1	23	7	30	28	0	28	57	7	64
RANGAMATIA HILL DISTRICT COUNCIL	4	0	4	7	0	7	21	2	23	30	4	34	62	6	68
MINISTRY TOTAL	34	4	38	25	1	26	130	32	162	166	12	178	355	49	404
MINISTRY OF CULTUAL AFFAIRS															
AHSAN MANZIL MUSIUM	2	0	2	2	0	2	11	0	11	39	2	41	54	2	56
BANGLA ACADEMY DHAKA	59	23	82	23	6	29	84	22	106	86	5	91	252	56	308
BD NATIONAL MUSEUM	25	7	32	8	2	10	64	20	84	166	22	188	263	51	314
COX'S BAZAR CULTUAL CENTRE	1	0	1	0	0	0	4	2	6	4	0	4	9	2	11
FOLK ART & CRAFTS FOUNDATION	3	0	3	3	0	3	14	3	17	22	2	24	42	5	47
JATIYO GRONTHO KENDRA (NATIONAL BOOK CENTRE)	3	2	5	3	1	4	17	7	24	16	7	23	39	17	56

4.5 Civil officers and staffs of autonomous bodies and corporations by gender and classification, 2018

Autonomous bodies/Corporations	Class-I			Class-II			Class-III			Class-IV			Total		
	Male	Female	Total	Male	Female	Total	Male	Female	Total	Male	Female	Total	Male	Female	Total
MINISTRY OF CULTUAL AFFAIRS															
NAZRUL INSTITUTE	4	0	4	2	0	2	19	3	22	11	2	13	36	5	41
OSMANIA MUSEUM, SYLHET	1	0	1	0	0	0	0	0	0	7	0	7	8	0	8
RAJSHAHI DIV ETHNIC MINORITY CULT ACA	2	0	2	3	1	4	2	0	2	2	0	2	9	1	10
SHILPACHARYA ZAINUL ABEDIN SHANGRAHASHALA, MYM	2	0	2	0	0	0	3	2	5	17	1	18	22	3	25
SHILPOKALA ACADEMY	78	41	119	16	8	24	208	25	233	177	5	182	479	79	558
TRIBAL CULT ACADEMY NETROKON/	2	0	2	1	1	2	3	2	5	4	1	5	10	4	14
TRIBAL CULT INST ACADEMY RANGAMATI	1	0	1	3	0	3	4	4	8	7	0	7	15	4	19
TRIBAL CULTURAL INST BANDARBAN	5	0	5	1	0	1	7	2	9	8	0	8	21	2	23
TRIBAL CULTURAL INSTITUTE, KHAGRACHHARI	3	0	3	2	1	3	1	0	1	2	0	2	8	1	9
ZIA MEMORIAL MUSEUM, CHITTACONG	2	0	2	0	1	1	9	0	9	23	1	24	34	2	36
MINISTRY TOTAL	193	73	266	67	21	88	450	92	542	591	48	639	1301	234	1535
MINISTRY OF DEFENCE															
BANGLADESH CADET COLLEGE	310	81	391	63	9	72	736	52	788	803	87	890	1912	229	2141
SPACE RES & REMOT SENSING ORG	39	4	43	0	0	0	41	5	46	32	2	34	112	11	123
MINISTRY TOTAL	349	85	434	63	9	72	777	57	834	835	89	924	2024	240	2264
MINISTRY OF DISASTER MANAGEMENT AND RELIEF															
CYCLONE PREPAREDNESS PROGRAMME BD RED CRESENT SOC	24	0	24	0	0	0	41	0	41	52	1	53	117	1	118
MYANMAR REFUGEE CELL OF DMRD, BANGLADESH SECRE.	1	0	1	0	0	0	2	0	2	3	0	3	6	0	6
REFUGEE HEALTH UNIT, CIVIL SURGEON OFFICE, COX'S BAZAR	5	0	5	0	10	10	31	12	43	35	9	44	71	31	102
REFUGEE RELIEF & REPATRIATION COMMISSIONER OFFICE	6	0	6	2	0	2	30	0	30	26	0	26	64	0	64
MINISTRY TOTAL	36	0	36	2	10	12	104	12	116	116	10	126	258	32	290

4.5 Civil officers and staffs of autonomous bodies and corporations by gender and classification, 2018

Autonomous bodies/Corporations	Class-I			Class-II			Class-III			Class-IV			Total		
	Male	Female	Total	Male	Female	Total	Male	Female	Total	Male	Female	Total	Male	Female	Total
MINISTRY OF EDUCATION															
BANGLADESH SCOUTS	61	4	65	2	0	2	13	0	13	27	0	27	103	4	107
BD TECHNICAL EDUCATION BOARD	60	3	63	11	2	13	29	4	33	16	1	17	116	10	126
MAOLANA BHASANI SCIENCE & TECH UNIVERSITY	252	44	296	75	0	75	63	6	69	181	48	229	571	98	669
SECONDARY AND HIGHER EDUCATION DIVISION															
BANGABANDHU SK MUJIBUR RAHMAN SCIENCE & TECH UNIV	75	10	85	7	1	8	37	3	40	63	7	70	182	21	203
BANGABANDHU SK MUJIBUR RAHMAN AGRICULTURE UNIVERSITY	175	32	207	17	1	18	151	16	167	77	7	84	420	56	476
BANGLADESH AGRICULTURE UNIVERSITY, MYM	625	123	748	69	3	72	752	27	779	1185	63	1248	2631	216	2847
BANGLADESH INSTITUTE OF CAPITAL MARKET	11	1	12	4	0	4	10	0	10	20	1	21	45	2	47
BANGLADESH OPEN UNIVERSITY, GAZIPUR	318	104	422	34	15	49	283	50	333	416	26	442	1051	195	1246
BANGLADESH TEXTILE UNIVERSITY	37	19	56	14	4	18	24	5	29	23	6	29	98	34	132
BANGLADESH UNIVERSITY OF PROFESSIONALS	27	8	35	2	0	2	63	9	72	31	6	37	123	23	146
BD NATIONAL COMMISSION FOR UNESCO	5	7	12	0	0	0	4	0	4	2	1	3	11	8	19
BD UNIVERSITY OF ENGG & TECHNOLOGY	718	152	870	50	5	55	376	35	411	680	25	705	1824	217	2041
BEGUM ROKEYA UNIVERSITY RANGPUR	160	41	201	29	5	34	79	25	104	155	28	175	423	91	514
BOARD OF INTER & SECON EDU CHITTAGONG	19	4	23	8	0	8	41	9	50	24	1	25	92	14	106
BOARD OF INTER & SECON EDU COMILLA	20	0	20	4	1	5	58	4	62	40	3	43	122	8	130
BOARD OF INTER & SECON EDU DHAKA	28	2	30	28	0	28	246	2	248	100	7	107	402	11	413
BOARD OF INTER & SECON EDU DINAJPUR	11	0	11	6	0	6	53	21	74	25	3	28	95	24	119

4.5 Civil officers and staffs of autonomous bodies and corporations by gender and classification, 2018

Autonomous bodies/Corporations	Class-I			Class-II			Class-III			Class-IV			Total		
	Male	Female	Total	Male	Female	Total	Male	Female	Total	Male	Female	Total	Male	Female	Total
MINISTRY OF EDUCATION															
SECONDARY AND HIGHER EDUCATION DIVISION															
BOARD OF INTER & SECON EDU RAJSHAHI	21	3	24	62	5	67	29	0	29	56	3	59	168	11	179
BOARD OF INTER & SECON EDU SYLHET	9	0	9	3	1	4	35	5	40	14	4	18	61	10	71
BOARD OF INTER & SECON EDU BARISAL	14	1	15	4	0	4	48	13	61	11	2	13	77	16	93
CHITTAGONG UNIVERSITY	945	179	1124	21	14	35	432	77	509	1065	83	1148	2463	353	2816
COMILLA UNIVERSITY	120	20	140	13	1	14	33	4	37	94	6	100	260	31	291
COUNCIL OF BD INST OF TECHNOLOGY DHAKA	6	0	6	0	0	0	7	0	7	8	0	8	21	0	21
CTG VETERINARY & ANIMAL SCIENCE UNIVERSITY	92	22	114	10	2	12	35	4	39	78	10	88	216	38	253
CUET, CHITTAGONG	200	31	231	25	1	26	141	15	156	114	9	123	480	56	536
DHAKA UNIVERSITY	2100	728	2828	9	2	11	803	255	1058	1913	171	2084	4825	1156	5981
DUET, GAZIPUR	194	31	225	50	6	56	113	7	120	98	2	100	455	46	501
HAZI MD. DANESH SCIENCE & TECH	265	66	331	52	16	68	292	56	348	131	18	149	740	156	896
INTERNATIONAL MOTHER LANGUAGE INSTITUTE	6	1	7	0	0	0	8	2	10	2	0	2	16	3	19
ISLAMIC UNIVERSITY	494	60	554	3	0	3	229	39	268	258	29	287	984	128	1112
JAGANNATH UNIVERSITY	449	211	660	31	7	38	78	14	92	116	13	129	674	245	919
JATIYA KABI KAZI NAZRUL ISLAM UNIVERSITY, MYMENSING	89	40	129	19	2	21	36	7	43	62	8	70	206	57	263
JESSORE SCIENCE & TECH UNIVERSITY	115	18	133	7	1	8	44	7	51	67	4	71	233	30	263
KHULNA UNIVERSITY, KHULNA	453	95	548	0	0	0	146	25	171	134	14	148	733	134	867
KUET, KHULNA	279	19	298	45	1	46	137	5	142	124	6	130	585	31	616
NATIONAL CURR & TEXT BOOK BOARD DHAKA	53	22	75	8	0	8	57	6	63	50	5	55	168	33	201
NATIONAL UNIVERSITY, GAZIPUR	597	87	684	35	5	40	247	27	274	144	11	155	1023	130	1153

4.5 Civil officers and staffs of autonomous bodies and corporations by gender and classification, 2018

Autonomous bodies/Corporations	Class-I			Class-II			Class-III			Class-IV			Total		
	Male	Female	Total	Male	Female	Total	Male	Female	Total	Male	Female	Total	Male	Female	Total
MINISTRY OF EDUCATION															
SECONDARY AND HIGHER EDUCATION DIVISION															
NGTE RETIREMENT BENEFIT BOARD	2	0	2	0	0	0	3	0	3	0	0	0	5	0	5
NOAKHALI SCIENCE & TECH UNIVERSITY	124	19	143	5	0	5	66	11	77	73	7	80	268	37	305
NON-GOV. EDU. INS. & TEACHERS & EM. WEL. TRUST	3	0	3	2	0	2	2	0	2	6	0	6	13	0	13
NON-GOVT TEACHERS REG & CERTI	16	4	20	0	0	0	21	3	24	6	2	8	43	9	52
AUTH (NTRCA) NTRMAS	28	0	28	14	2	16	13	0	13	28	0	28	83	2	85
PABNA SCIENCE & TECH UNIVERSITY	145	18	163	15	2	17	45	12	57	71	9	80	276	41	317
PATUAKHALI SCIENCE & TECH UNIVER4SITY	273	28	301	15	0	15	146	29	175	177	26	203	611	83	694
RAJSHAHI UNIVERSITY	1308	249	1557	237	39	276	517	79	596	1336	136	1472	3398	503	3901
RESIDENTIAL MODEL COLLEGE DHAKA	86	27	113	15	1	16	25	7	32	110	2	112	236	37	273
RUET, RAJSHAHI	201	16	217	27	0	27	135	8	143	86	5	91	449	29	478
SHAHJALAL UNIVERSITY OF SCIENCE & TECH. SYLHET	496	121	617	55	13	68	269	18	287	150	34	184	970	186	1156
SHER-E-BANGLA AGRICULTURAL UNIVERSITY	486	169	655	4	2	6	171	33	204	223	31	254	884	235	1119
SYLHET AGRICULTURAL UNIVERSITY	254	55	309	34	6	40	41	5	46	132	13	145	461	79	540
UNIVERSITY GRANTS COMMISSION, BD	90	22	112	15	2	17	73	7	80	82	4	86	260	35	295
UNIVERSITY OF JAHANGIRNAGOR	721	229	950	9	9	18	525	51	576	700	104	804	1955	393	2348
DIVISION TOTAL	12980	3095	16075	1129	178	1307	7231	1045	8276	10612	952	11564	31952	5270	37222
TECHNICAL AND MADRASAH EDUCATION DIVISION															
BANGLADESH MADRASAH TEACHERS TRAIN. INSTITUTE	15	4	19	0	0	0	6	0	6	8	2	10	29	6	35
MADRASAH EDUCATION BOARD	24	1	25	11	0	11	90	2	92	34	0	34	159	3	162
NACTAR, BOGURA	16	2	18	4	0	4	31	7	38	50	4	54	101	13	114
NATIONAL ACADEMY FOR COMPUTER TRNG & RES (NEACTAR)	18	2	20	3	0	3	29	8	37	29	2	31	79	12	91
DIVISION TOTAL	73	9	82	18	0	18	156	17	173	121	8	129	368	34	402
MINISTRY TOTAL	13426	3155	16581	1235	180	1415	7492	1072	8564	10957	1009	11966	33110	5416	38526

4.5 Civil officers and staffs of autonomous bodies and corporations by gender and classification, 2018

Autonomous bodies/Corporations	Class-I			Class-II			Class-III			Class-IV			Total		
	Male	Female	Total	Male	Female	Total	Male	Female	Total	Male	Female	Total	Male	Female	Total
ELECTION COMMISSION															
SECRETARIATE															
ELECTORAL TRAINING INSTITUTE	10	2	12	0	0	0	6	3	9	6	0	6	22	5	27
MINISTRY TOTAL	10	2	12	0	0	0	6	3	9	6	0	6	22	5	27
MINISTRY OF EXPATRIATES' WELFARE AND OVERSEAS EMPL.															
BOESL	12	2	14	0	1	1	18	2	20	9	1	10	39	6	45
WAGE EARNERS BOARD	15	7	22	18	2	20	70	6	76	17	4	21	120	19	139
MINISTRY TOTAL	27	9	36	18	3	21	88	8	96	26	5	31	159	25	184
MINISTRY OF FINANCE															
BASIC BANK	1	0	1	0	0	0	0	0	0	0	0	0	1	0	1
FINANCE DIVISION															
BANGLADESH INSURANCE ACADEMY	8	2	10	1	0	1	12	1	13	6	2	8	27	5	32
BANGLADESH SHILPA RIN SANGSTHA	67	5	72	7	2	9	29	4	33	32	6	38	135	17	152
BD HOUSE BUILDING FINANCE CORP	332	57	389	69	10	79	120	9	129	93	9	102	614	85	699
INVESTMENT CORP OF BANGLADESH	288	62	350	35	5	40	103	17	120	74	7	81	500	91	591
JIBAN BIMA CORP	294	7	301	172	4	176	409	83	492	154	11	165	1029	105	1134
MICROCREDIT REGULATORY AUTHORITY	35	7	42	0	0	0	25	3	28	12	3	15	72	13	85
SADHARAN BIMA CORP, DHAKA	301	67	368	91	40	131	293	59	298	214	13	227	845	179	1024
SECURITIES & EXCHANGE COMMISSION	78	9	87	25	3	28	21	0	21	15	2	17	139	14	153
THE SECURITY PRINTING CORPORATION	112	6	118	292	97	389	138	106	244	291	22	313	833	231	1064
DIVISIONAL TOTAL	1515	222	1737	692	161	853	1096	282	1378	891	75	966	4194	740	4934

4.5 Civil officers and staffs of autonomous bodies and corporations by gender and classification, 2018

Autonomous bodies/Corporations	Class-I			Class-II			Class-III			Class-IV			Total		
	Male	Female	Total	Male	Female	Total	Male	Female	Total	Male	Female	Total	Male	Female	Total
FINANCIAL INSTITUTION DIV															
AGRANI BANK	6115	960	7075	3202	396	3598	2526	58	2584	824	12	836	12667	1426	14093
ANSAR VDP UNNAYAN BANK	352	29	381	171	18	189	282	3	285	13	0	13	818	50	868
BANGLADESH BANK	3349	782	4131	284	131	415	1099	228	1327	355	18	373	5087	1159	6246
BANGLADESH COMMERCE BANK LIMITED	391	74	465	51	12	63	53	17	70	156	4	160	651	107	758
BANGLADESH DEVELOPMENT BANK LTD.	464	109	573	39	10	49	213	12	225	197	4	201	913	135	1048
BANGLADESH INST OF CAPITAL MARKET (BICM)	10	4	14	5	0	5	12	2	14	13	1	14	40	7	47
BANGLADESH SHILPA BANK	277	77	354	67	36	103	118	12	130	65	1	66	527	126	653
BASIC BANK	610	149	759	510	257	767	0	0	0	571	21	592	1691	427	2118
GRAMEEN BANK	3988	188	4176	5165	638	5803	6612	1268	7880	224	2	226	15989	2096	18085
INSURANCE DEV AUTHORITY (IDRA)	14	0	14	0	0	0	0	0	0	0	0	0	14	0	14
JANATA BANK	4724	783	5507	3586	511	4097	524	22	546	1641	69	1710	10475	1385	11860
KARMASASGSTHAN BANK	441	76	517	176	17	193	270	42	312	259	13	272	1146	148	1294
KRISHI BANK	2780	392	3172	3558	652	4210	1396	295	1691	1412	42	1454	9146	1381	10527
PALLI SANCHAY BANK	2	0	2	0	0	0	0	0	0	0	0	0	2	0	2
PROBASI KALLAN BANK	64	23	87	44	10	54	11	5	16	34	3	37	153	41	194
RAJSHAHI KRISHI UNNAYAN BANK	1160	125	1285	675	100	775	780	76	856	716	2	718	3331	303	3634
RUPALI BANK	2450	692	3142	267	82	349	679	270	949	947	17	964	4343	1061	5404
SONALI BANK	6329	1438	7767	5926	1075	7001	3560	134	3694	3516	173	3689	19331	2820	22151
DIVISIONAL TOTAL	33520	5901	39421	23726	3945	27671	18135	2444	20579	10943	382	11325	86324	12672	98996
MINISTRY TOTAL	35036	6123	41159	24418	4106	28524	19231	2726	21957	11834	457	12291	90519	13412	103931

4.5 Civil officers and staffs of autonomous bodies and corporations by gender and classification, 2018

Autonomous bodies/Corporations	Class-I			Class-II			Class-III			Class-IV			Total			
	Male	Female	Total	Male	Female	Total	Male	Female	Total	Male	Female	Total	Male	Female	Total	
MINISTRY OF FISHERIES AND LIVESTOCK																
BANGLADESH VETERINARY COUNCIL, DHAKA	3	0	3	0	0	0	1	1	2	2	0	2	6	1	7	
BD FISHERIES DEV CORPORATION	27	3	30	28	2	30	121	7	128	72	4	76	248	16	264	
BD LIVESTOCK RESEARCH INSTITUTE, SAVAR	54	14	68	5	0	5	35	10	45	33	6	39	127	30	157	
FISHERIES RESEARCH INSTITUTE	70	25	95	7	0	7	127	12	139	113	7	120	317	44	361	
MARINE FISHERIES ACADEMY	8	1	9	0	0	0	23	0	23	22	0	22	53	1	54	
MINISTRY TOTAL	162	43	205	40	2	42	307	30	337	242	17	259	751	92	843	
MINISTRY OF FOREIGN AFFAIRS																
FOREIGN SERVICE ACADEMY	2	0	2	2	0	2	6	0	6	2	0	2	12	0	12	
INST OF INTL & STRATEGIC STU	14	7	21	4	0	4	30	0	30	22	0	22	70	7	77	
MINISTRY TOTAL	16	7	23	6	0	6	36	0	36	24	0	24	82	7	89	
MINISTRY OF HEALTH AND FAMILY WELFARE MEDICAL EDU. & FAMILY WELFARE DIVISION																
BANGABANDHU SK. MUJIB MEDICAL UNIVERSITY	1029	429	1458	143	875	1018	316	69	385	538	118	656	2026	1491	3517	
BD. COLLEGE OF PHYSICIANS & SURGEONS	14	5	19	7	3	10	32	2	34	34	3	37	87	13	100	
BD. HOMEOPATHY BOARD	1	0	1	2	0	2	13	5	18	6	0	6	22	5	27	
BD. MEDICAL & DENTAL COUNCIL	5	0	5	2	0	2	6	3	9	6	0	6	19	3	22	
BD. MEDICAL RESEARCH COUNCIL	5	0	5	1	0	1	9	3	12	18	2	20	33	5	38	
BD. NURSING COUNCIL	0	2	2	2	0	2	16	3	19	5	1	6	23	6	29	
BD. PHARMACY COUNCIL	7	0	7	0	0	0	9	0	9	1	1	2	17	1	18	
BD. STATE MEDICAL FACULTY	2	0	2	3	0	3	10	4	14	6	2	8	21	6	27	
BD. UNANI & AYURVEDIC BOARD	1	0	1	3	0	3	7	2	9	6	1	7	17	3	20	
DIVISIONAL TOTAL	1064	436	1500	163	878	1041	418	91	509	620	128	748	2265	1533	3798	
MINISTRY TOTAL	1064	436	1500	163	878	1041	418	91	509	620	128	748	2265	1533	3798	

4.5 Civil officers and staffs of autonomous bodies and corporations by gender and classification, 2018

Autonomous bodies/Corporations	Class-I			Class-II			Class-III			Class-IV			Total		
	Male	Female	Total	Male	Female	Total	Male	Female	Total	Male	Female	Total	Male	Female	Total
MINISTRY OF HOUSING AND PUBLIC WORKS															
CTG. DEV. AUTHORITY	45	2	47	34	3	37	91	8	99	171	2	173	341	15	356
HOUSING & BUILDING RES. INST.	12	2	14	4	3	7	18	2	20	35	1	36	69	8	77
KHULNA DEV. AUTHORITY	19	0	19	9	2	11	69	16	85	80	6	86	177	24	201
NATIONAL HOUSING AUTHORITY	49	3	52	62	4	66	98	10	108	84	4	88	293	21	314
RAJDHANI UNNAYAN KARTIPAKHA	150	27	177	265	30	295	471	28	499	275	17	292	1161	102	1263
RAJSHAHI DEV. AUTHORITY	9	1	10	6	0	6	23	6	29	19	5	24	57	12	69
MINISTRY TOTAL	284	35	319	380	42	422	770	70	840	664	35	699	2098	182	2280
MINISTRY OF INDUSTRIES															
BANGLADESH ACCREDITATION BOARD (BAB)	7	0	7	0	0	0	4	1	5	2	0	2	13	1	14
BD CHEMICAL INDUSTRIES CORP	1369	117	1486	369	42	411	901	201	1102	1154	228	1382	3793	588	4381
BD IND TECH ASSISTANCE CENTRE (BITAC)	50	2	52	60	4	64	340	17	357	74	5	79	524	28	552
BD INSTITUTE OF MANAGEMENT	25	4	29	5	0	5	18	6	24	35	2	37	83	22	95
BD SMALL & COTTAGE INDUSTRIES CORP	8	0	8	135	50	185	336	165	501	469	70	539	948	285	1233
BD STANDARD & TESTING INST	114	16	130	129	27	156	86	15	101	48	6	54	377	64	441
BD STEEL & ENGINEERING CORPORATION	246	31	277	50	4	54	167	19	186	215	3	218	678	57	735
BD SUGAR & FOOD INDUSTRIES CORP	448	45	493	116	11	127	4783	249	5032	8777	94	8871	14124	399	14523
MINISTRY TOTAL	2267	215	2482	864	138	1002	6635	673	7308	10774	408	11182	20540	1434	21974
MINISTRY OF INFORMATION															
BANGLADESH PRESS COUNCIL	2	0	2	1	0	1	6	1	7	6	0	6	15	1	16
BANGLADESH SANGBAD SANGSTHA	89	17	106	16	0	16	15	1	16	23	0	23	143	18	161
FILM DEVELOPMENT CORPORATION	25	2	27	21	1	22	175	9	184	45	7	52	266	19	285
PRESS INST OF BANGLADESH	18	12	30	4	0	4	28	8	36	22	2	24	72	22	94
MINISTRY TOTAL	134	31	165	42	1	43	224	19	243	96	9	105	496	60	556

4.5 Civil officers and staffs of autonomous bodies and corporations by gender and classification, 2018

Autonomous bodies/Corporations	Class-I			Class-II			Class-III			Class-IV			Total		
	Male	Female	Total	Male	Female	Total	Male	Female	Total	Male	Female	Total	Male	Female	Total
MINISTRY OF JUTE AND TEXTILE															
B T M C	31	9	40	11	1	12	32	5	37	40	3	43	114	18	132
BANGLADESH HANDLOOM BOARD	64	7	71	8	0	8	120	10	130	47	3	50	239	20	259
BANGLADESH JUTE CORP	1	0	1	0	0	0	3	3	6	6	0	6	10	3	13
BANGLADESH SERICULTURE BOARD	16	0	16	25	5	30	128	30	158	33	11	44	202	46	248
BD JUTE MILLS CORP	811	46	857	445	94	539	929	99	1028	1849	148	1997	4034	387	4421
BD SERICULTURE RES & TRNG INST, RAJSHAHI	11	1	12	4	2	6	27	11	38	9	4	13	51	18	69
MINISTRY TOTAL	934	63	997	493	102	595	1239	158	1397	1984	169	2153	4650	492	5142
MINISTRY OF LABOUR AND EMPLOYMENT															
NATIONAL SKILLS DEVELOPMENT	6	2	8	0	0	0	0	0	0	0	0	0	6	2	8
MINISTRY TOTAL	6	2	8	0	0	0	0	0	0	0	0	0	6	2	8
MINISTRY OF LGRD AND CO-OPERATIVE															
LOCAL GOVERNMENT DIVISION															
BARISAL CITY CORPORATION	21	2	23	28	3	31	258	3	261	219	21	240	526	29	555
COMILLA CITY CORPORATION	9	1	10	5	1	6	53	5	58	30	2	32	97	9	106
CTG. CITY CORPORATION	73	28	101	121	55	176	522	94	616	1225	260	1485	1941	437	2378
DHAKA NORTH CITY CORPORATION	111	9	120	59	2	61	503	35	538	382	33	415	1055	79	1134
DHAKA SOUTH CITY CORPORATION	146	33	179	63	12	75	894	64	958	534	129	663	1637	238	1875
GAZIPUR CITY CORPORATION	24	5	29	14	3	17	154	8	162	77	20	97	269	36	305
KHULNA CITY CORPORATION	22	1	23	9	5	14	167	23	190	407	72	479	605	101	706
NARAYANGANJ CITY CORPORATION	12	1	13	10	0	10	79	11	90	39	11	50	140	23	163
NATIONAL INST. OF LOCAL GOVT	17	3	20	8	1	9	10	10	20	25	4	29	60	18	78
RAJSHAHI CITY CORPORATION	17	3	20	11	0	11	164	33	197	213	6	219	405	42	447
RANGPUR CITY CORPORATION	30	0	30	22	0	22	279	37	316	140	15	155	471	52	523
SYLHET CITY CORPORATION	15	0	15	11	0	11	153	1	154	236	23	259	415	24	439
WASA, CHITTAGONG	62	5	67	37	5	42	341	21	362	236	18	254	676	49	725
WASA, DHAKA	225	36	261	250	27	277	1062	70	1132	1225	85	1310	2762	218	2980
WASA, KHULNA	9	2	11	13	1	14	117	0	117	72	0	72	211	3	214
WASA, RAJSHAHI	8	0	8	7	0	7	53	0	53	19	1	20	87	1	88
DIVISIONAL TOTAL	801	129	930	668	115	783	4809	415	5224	5079	700	5779	11357	1359	12716

4.5 Civil officers and staffs of autonomous bodies and corporations by gender and classification, 2018

Autonomous bodies/Corporations	Class-I			Class-II			Class-III			Class-IV			Total		
	Male	Female	Total	Male	Female	Total	Male	Female	Total	Male	Female	Total	Male	Female	Total
RURAL DEVELOPMENT AND CO-OPERATIVE DIVISION															
B A R D COMILLA	40	11	51	6	0	6	88	36	124	117	13	130	251	60	311
BANGABANDHU ACADEMY FOR P.A.& RURAL DEV. GOPALGANJ	4	0	4	1	0	1	7	2	9	16	3	19	28	5	33
BANGLADESH RURAL DEVELOPMENT BOARD & BRDTI, SYLHET	490	112	602	405	38	443	712	415	1127	228	26	254	1835	591	2426
BANGLADESH SAMABAYA BANK LTD	2	1	3	0	0	0	0	0	0	0	0	0	2	1	3
BD. CO-OPERATIVE ACADEMY	3	0	3	4	0	4	16	0	16	12	0	12	35	0	35
PALLI DARIDRO BIMODHON FOUNDATION	356	48	404	500	186	686	1725	471	2196	119	6	125	2700	711	3411
R D A BOGRA	36	7	43	5	0	5	72	10	82	115	4	119	228	21	249
DIVISIONAL TOTAL	931	179	1110	921	224	1145	2620	934	3554	607	52	659	5079	1389	6468
MINISTRY TOTAL	1732	308	2040	1589	339	1928	7429	1349	8778	5686	752	6438	16436	2748	19184
MINISTRY OF LIBERATION WAR AFFAIRS															
BANGLADESH FREEDOM FIGHTER'S TRUST	5	0	5	0	0	0	0	0	0	0	0	0	5	0	5
BD FREEDOM FIGHTERS WEL TRUST	5	0	5	0	0	0	0	0	0	0	0	0	5	0	5
JATIO MUKTIJODDHA COUNCIL	7	1	8	0	0	0	10	3	13	1	0	1	18	4	22
MINISTRY TOTAL	17	1	18	0	0	0	10	3	13	1	0	1	28	4	32
MINISTRY OF POST TELECOM & INFORMATION TECH															
INFORMATION & COMMUNICATION TECH DIV															
BANGLADESH HI-TECH PARK AUTHORITY	13	3	16	4	1	5	15	3	18	27	2	29	59	9	68
BD COMPUTER COUNCIL	36	4	40	1	0	1	21	4	25	18	1	19	76	9	85
OFFICE OF THE CONTROLLER OF THE CERTIFYING AUTHOR.	4	0	4	0	0	0	1	0	1	7	0	7	12	0	12
DIVISIONAL TOTAL	53	7	60	5	1	6	37	7	44	52	3	55	147	18	165
MINISTRY TOTAL	53	7	60	5	1	6	37	7	44	52	3	55	147	18	165

4.5 Civil officers and staffs of autonomous bodies and corporations by gender and classification, 2018

Autonomous bodies/Corporations	Class-I			Class-II			Class-III			Class-IV			Total		
	Male	Female	Total	Male	Female	Total	Male	Female	Total	Male	Female	Total	Male	Female	Total
MINISTRY OF ENVIRONMENT, FOREST AND CLIMATE CHANGE															
BANGLADESH CLIMATE CHANGE TRUST	17	3	20	1	0	1	19	1	20	17	4	21	54	8	62
BD FOREST INDST DEV CORP	67	8	75	4	1	5	157	12	169	193	13	206	421	34	455
MINISTRY TOTAL	84	11	95	5	1	6	176	13	189	210	17	227	475	42	517
MINISTRY OF PUBLIC ADMINISTRATION															
BIAM FOUNDATION	10	4	14	2	0	2	34	3	37	58	6	64	104	13	117
BOARD OF TRUSTEES	3	0	3	2	0	2	19	2	21	7	4	11	31	6	37
PUBLIC ADMN TRAINING CENTER	76	12	88	19	2	21	135	43	178	159	16	175	389	73	462
REG PUB ADMN TRNG CENTRE	3	0	3	2	0	2	7	3	10	8	1	9	20	4	24
MINISTRY TOTAL	92	16	108	25	2	27	195	51	246	232	27	259	544	96	640
MINISTRY OF ROAD TRANSPORT AND BRIDGES															
ROAD TRANSPORT AND HIGHWAYS DIVISION															
BD ROAD TRANSPORT CORP	57	7	64	25	3	28	2570	36	2606	119	6	123	2771	52	2823
DHAKA TRANSPORT CO-ORDINATION BOARD	13	0	13	1	0	1	22	4	26	21	2	23	57	6	63
DIVISION TOTAL	70	7	77	26	3	29	2592	40	2632	140	8	148	2828	58	2886
MINISTRY TOTAL	70	7	77	26	3	29	2592	40	2632	140	8	148	2828	58	2886
MINISTRY OF PLANNING															
PLANNING DIVISION															
ACADEMY FOR PLANNING & DEVELOPMENT	21	4	25	5	2	7	24	5	29	34	2	36	84	13	97
BANGLADESH INSTITUTE OF DEVELOPMENT STUDIES (BIDES)	34	12	46	12	0	12	20	7	27	24	5	29	90	24	114
DIVISION TOTAL	55	16	71	17	2	19	44	12	56	58	7	65	174	37	211
MINISTRY TOTAL	55	16	71	17	2	19	44	12	56	58	7	65	174	37	211

4.5 Civil officers and staffs of autonomous bodies and corporations by gender and classification, 2018

Autonomous bodies/Corporations	Class-I			Class-II			Class-III			Class-IV			Total		
	Male	Female	Total	Male	Female	Total	Male	Female	Total	Male	Female	Total	Male	Female	Total
MINISTRY OF POST AND TELE COMMUNICATION															
BANGLADESH SUBMARINE CABLE COMPANY LIMITED (BSCCL)	47	2	49	1	0	1	28	2	30	34	1	35	110	5	115
BANGLADESH TELECOMMUNICATIONS CO. LTD	247	13	260	197	16	213	3680	888	4568	273	50	323	4397	967	5364
MINISTRY TOTAL	294	15	309	198	16	214	3708	890	4598	307	51	358	4507	972	5479
MINISTRY OF POWER ENERGY & MIN RESOURCES															
ENERGY AND MINERAL RESOURCES DIV															
BD ENERGY REGULATORY COMMISSION	31	7	38	0	0	0	30	3	33	18	5	23	79	15	94
BD OIL, GAS & MINERAL CORP	135	33	168	0	0	0	124	16	140	104	4	108	363	53	416
PETROLEUM CORP	40	3	43	2	0	2	36	8	44	30	1	31	108	12	120
DIVISIONAL TOTAL	206	43	249	2	0	2	190	27	217	152	10	162	550	80	630
POWER DIVISION															
DHAKA POWER DISTRIBUTION CO. LTD.	2	0	2	0	0	0	0	0	0	0	0	0	2	0	2
POWER DEV BOARD	1323	156	1479	867	92	959	7652	562	8214	4978	540	5518	14820	1350	16170
RURAL ELECTRIFICATION BOARD	359	48	407	157	12	169	453	42	495	153	1	154	1122	103	1225
SUSTAINABLE & RENEWABLE ENERGY DEV. AUTH. (SREDA)	17	1	18	2	0	2	13	0	13	9	0	9	41	1	42
DIVISIONAL TOTAL	1701	205	1906	1026	104	1130	8118	604	8722	5140	541	5681	15985	1454	17439
MINISTRY TOTAL	1907	248	2155	1028	104	1132	8308	631	8939	5292	551	5843	16535	1534	18069

4.5 Civil officers and staffs of autonomous bodies and corporations by gender and classification, 2018

Autonomous Bodies/Corporations	Class-I			Class-II			Class-III			Class-IV			Total		
	Male	Female	Total	Male	Female	Total	Male	Female	Total	Male	Female	Total	Male	Female	Total
PRIME MINISTER'S OFFICE															
BANGLADESH ECONOMIC ZONE AUTHORITY	17	5	22	0	0	0	27	4	31	3	2	5	47	11	58
BD EXPORT PROCESSING ZONE AUTHORITY	238	23	261	115	13	128	400	20	420	700	13	713	1453	69	1522
PRIVATIZATION COMMISSION	17	2	19	0	0	0	25	6	31	20	2	22	62	10	72
PUBLIC-PRIVATE PARTNERSHIP OFFICE	6	1	7	0	0	0	0	0	0	0	0	0	6	1	7
MINISTRY TOTAL	278	31	309	115	13	128	452	30	482	723	17	740	1568	91	1659
MINISTRY OF RELIGIOUS AFFAIRS															
BUDDHIST RELIGIOUS WELFARE TRUST	2	0	2	1	0	1	3	1	4	1	1	2	7	2	9
HINDU RELIGIOUS WELFARE TRUST	2	0	2	0	0	0	5	0	5	4	0	4	11	0	11
ISLAMIC FOUNDATION BANGLADESH	266	31	297	9	0	9	565	58	623	318	20	338	1158	109	1267
OFFICE OF THE ADMINISTRATOR OF WAQF	8	0	8	0	0	0	54	4	58	29	0	29	91	4	95
MINISTRY TOTAL	278	31	309	10	0	10	627	63	690	352	21	373	1267	115	1382
MINISTRY OF SCIENCE AND TECHNOLOGY															
BANGABANDHU SK MUJIB NOVO THEATRE	6	0	6	2	0	2	29	2	31	6	2	8	43	4	47
BANSDOC	2	1	3	1	0	1	10	4	14	14	2	16	27	7	34
BCSIR	219	115	334	0	0	0	328	29	357	101	20	121	648	164	812
BD ATOMIC ENERGY COMMISSION	646	232	878	22	3	25	649	168	817	339	65	404	1656	468	2124
BD COUNCIL OF SCIENCE & IND RES	225	114	339	70	13	82	311	35	346	167	46	213	773	208	981
NATIONAL MUSEUM OF SCIENCE & TECH	11	0	11	2	0	2	15	2	17	28	1	29	56	3	59
MINISTRY TOTAL	1109	462	1571	97	16	113	1342	240	1582	655	136	791	3203	854	4057

4.5 Civil officers and staffs of autonomous bodies and corporations by gender and classification, 2018

Autonomous Bodies/Corporations	Class-I			Class-II			Class-III			Class-IV			Total		
	Male	Female	Total	Male	Female	Total	Male	Female	Total	Male	Female	Total	Male	Female	Total
MINISTRY OF SHIPPING															
B I W T A	262	18	280	363	49	412	1219	122	1341	1800	27	1827	3644	216	3860
B I W T C	113	16	129	272	9	281	1441	70	1511	1160	14	1174	2986	109	3095
BANGALDESH SHIPPING CORPORATION	52	8	60	18	4	22	103	3	106	20	1	21	193	16	209
BANGLADESH LAND PORT AUTHORITY	37	6	43	13	0	13	151	15	166	30	2	32	231	23	254
CHITTAGONG PORT AUTHORITY	176	51	227	148	21	169	2587	254	2841	2041	76	2117	4952	402	5354
DOCK WORKER'S MANAGEMENT BOARD, CHITTAGONG.	12	0	12	5	1	6	111	1	112	37	2	39	165	4	169
DOCK WORKER'S MANAGEMENT BOARD, MONGLA.	3	0	3	5	0	5	53	6	59	22	2	24	83	8	91
JATIO NODI RAKKHA COMMISSION	9	0	9	0	0	0	2	0	2	8	3	11	19	3	22
MONGLA PORT AUTHORITY	84	3	87	74	10	84	510	44	554	245	22	267	913	79	992
MINISTRY TOTAL	748	102	850	898	94	992	6177	515	6692	5363	149	5512	13186	860	14046
MINISTRY OF SOCIAL WELFARE															
BANGLADESH NATIONAL SOCIAL WELFARE COUNCIL	5	2	7	1	0	1	9	4	13	7	2	9	22	8	30
BD JATIO SAMAJ KALYAN PARISHAD	3	1	4	3	0	3	10	4	14	8	2	10	24	7	31
NATIONAL FOUNDATION FOR DEV OF THE DISABLED PERSON	8	1	9	4	1	5	4	0	4	8	5	13	24	7	31
SHARIRIK PROTIBONDHI SUROKKHA TRUST	0	0	0	5	1	6	38	2	40	41	3	44	84	6	90
SHEIKH ZAYED BIN SULTAN AL-NAHYAN-TRUST	3	0	3	2	0	2	22	12	34	24	17	41	51	29	80
MINISTRY TOTAL	19	4	23	15	2	17	83	22	105	88	29	117	205	57	262

4.5 Civil officers and staffs of autonomous bodies and corporations by gender and classification, 2018

Autonomous Bodies/Corporations	Class-I			Class-II			Class-III			Class-IV			Total			
	Male	Female	Total	Male	Female	Total	Male	Female	Total	Male	Female	Total	Male	Female	Total	
MINISTRY OF WATER RESOURCES																
BANGLADESH HAOR & WETLAND DEVELOPMENT BOARD	5	0	5	0	0	0	10	6	16	14	1	15	29	7	36	
BANGLADESH WATER DEV BOARD	874	97	971	669	67	736	1924	3090	5014	2900	240	3140	6367	3494	9861	
JOINT RIVERS COMMISSION, BANGLADESH	8	0	8	1	0	1	4	3	7	6	0	6	19	3	22	
RIVER RESEARCH INSTITUTE, FARIDPUR	32	6	38	1	0	1	83	9	92	45	11	56	161	26	187	
WATER RESOURCES PLANNING ORGANIZATION	24	2	26	2	0	2	16	6	22	16	1	17	58	9	67	
MINISTRY TOTAL	943	105	1048	673	67	740	2037	3114	5151	2981	253	3234	6634	3539	10173	
MINISTRY OF WOMEN AND CHILDREN AFFAIRS																
BANGLADESH JATIO MOHILA SANGSTHA	4	4	8	27	8	35	203	134	337	108	18	126	342	164	506	
BANGLADESH SHISHU ACADEMY	48	22	70	3	0	3	103	20	123	125	5	130	279	47	326	
MINISTRY TOTAL	52	26	78	30	8	38	306	154	460	233	23	256	621	211	832	
MINISTRY OF YOUTH AND SPORTS																
B K S P	85	20	105	3	1	4	71	4	75	135	3	138	294	28	322	
BANGLADESH KRIRASHEBI KALYAN FOUNDATION	2	0	2	1	0	1	0	0	0	2	0	2	5	0	5	
BANGLADESH NATIONAL SPORTS COUNCIL	30	6	36	6	3	9	42	8	50	186	13	199	264	30	294	
MINISTRY TOTAL	117	26	143	10	4	14	113	12	125	323	16	339	563	58	621	
GRAND TOTAL	64867	12169	77036	33956	6358	40314	77925	13029	90954	64508	4803	69311	241256	36359	277615	

Chapter Five : Statistics of project employees in the government of Bangladesh

5.1 Project employees of the government by classification, 2018

Sl. No	Ministry and Division	No. of Projects	Number of Personnel Employed				Total
			Class-I	Class-II	Class-III	Class-IV	
1.	Personal Division, President's Office	-	-	-	-	-	-
2.	Public Division, President's Office	-	-	-	-	-	-
3.	Prime Minister's Office	14	54	16	71	43	184
4.	Armed Forces Division	-	-	-	-	-	-
5.	Cabinet Division	5	17	3	2	2	24
6.	Ministry of Public Administration	-	-	-	-	-	-
7.	Ministry of Defence	3	0	0	0	0	0
8.	Finance Division	11	48	3	7	7	65
9.	Financial Institutions Division	-	-	-	-	-	-
10.	Internal Resources Division	5	34	6	4	6	50
11.	Economic Relation Division	6	12	6	7	7	32
12.	Ministry of Foreign Affairs	-	-	-	-	-	-
13.	Public Security Division	28	7	8	15	10	40
14.	Security Services Division	20	53	78	743	3768	4642
15.	Law and Justice Division	-	-	-	-	-	-
16.	Legislative and Parliamentary Affairs Division	1	18	1	16	13	48
17.	Parliamentary Secretariat	1	0	0	0	0	0
18.	Ministry of Women And Children Affairs	18	251	554	2176	1087	4068
19.	Local Government Division	160	1050	931	1665	653	4299
20.	Rural Development & Co-operative Division	13	62	77	188	9	336
21.	Power Division	50	277	155	212	429	1073
22.	Energy and Mineral Resources Division	-	-	-	-	-	-
23.	Ministry of Industries	49	606	130	461	493	1690

5.1 Project employees of the government by classification, 2018

Sl. No	Ministry and Division	No. of Projects	Number of Personnel Employed				Total
			Class-I	Class-II	Class-III	Class-IV	
24.	Ministry of Agriculture	59	333	149	508	296	1286
25.	Roads Transport and Highways Division	20	139	35	42	39	255
26.	Bridges Division	7	138	42	99	127	406
27.	Ministry of Railway	11	47	21	10	18	96
28.	Planning Division	25	52	12	36	24	124
29.	Implementation, Monitoring and Evaluation Division	-	-	-	-	-	-
30.	Statistics and Information Division	-	-	-	-	-	-
31.	Ministry of Textiles and Jute	24	83	2	540	58	683
32.	Ministry of Science and Technology	9	49	16	27	25	117
33.	Secondary And Higher Education Division	29	2415	92	243	423	3173
34.	Technical And Madrasah Division	3	11	5	13	8	37
35.	Ministry of Religious Affairs	10	120	74	867	137	1198
36.	Ministry of Commerce	8	24	4	20	32	80
37.	Ministry of Fisheries and Livestock	42	348	19	913	443	1723
38.	Ministry of Land	0	0	0	0	0	0
39.	Ministry of Food	3	7	0	20	28	55
40.	Ministry of Disaster Management and Relief	6	35	452	531	24	1042
41.	Ministry of Information	11	17	4	18	12	51
42.	Ministry of Water Resources	6	93	67	153	54	368
43.	Ministry of Primary and Mass Education	2	20	81	29	163	293
44.	Ministry of Shipping	12	20	8	6	2	36
45.	Ministry of Youth and Sports	10	180	360	471	576	1587
46.	Ministry of Civil Aviation and Tourism	-	-	-	-	-	-
47.	Post and Telecommunications Division	6	22	3	2	0	27

5.1 Project employees of the government by classification, 2018

Sl. No	Ministry and Division	No. of Projects	Number of Personnel Employed				Total
			Class-I	Class-II	Class-III	Class-IV	
48.	ICT Division	3	12	0	6	3	21
49.	Expatriates Welfare and Overseas Employment	-	-	-	-	-	-
50.	Ministry of Environment and Forest	8	12	11	52	76	151
51.	Ministry of Housing and Public Works	11	71	57	118	40	286
52.	Ministry of Chittagong Hill Tracts Affairs	1	0	0	0	0	0
53.	Ministry of Social Welfare	4	213	316	565	263	1357
54.	Ministry of Labour and Employment	4	5	1	7	5	18
55.	Ministry of Cultural Affairs	8	10	1	11	10	32
56.	Ministry of Liberation War Affairs	6	12	10	14	15	51
57.	Health and Service Division	29	697	679	13558	921	15855
58.	Health Education and Family Welfare Division	-	-	-	-	-	-
59.	Bangladesh Public Service Commission	-	-	-	-	-	-
60.	Anticorruption Commission	-	-	-	-	-	-
61.	Election Commission Secretariat	3	9	0	5	4	18
62.	Information Commission	-	-	-	-	-	-
	GRAND TOTAL	764	7683	4489	24451	10353	46977

Note

Note

Note
