



# Solutions for Education

**Today's rapidly changing educational landscape demands intelligent,** easy-to-use technology that inspires new ways of thinking. At Epson, we have over 40 years of experience developing groundbreaking education tools to help engage students, promote collaboration, and support faculty and administrators. From the classroom to the administrative office, our cost-effective, reliable and versatile Brighter Futures® solutions will help you shape your curriculum and drive the future of education at your institution.

## Designed for the Classroom and Beyond

Enhance every student's learning experience with dynamic, user-friendly imaging technology that invites participation and engages viewers in any environment, whether it's a classroom, study space, lecture hall, lab, athletic facility or gymnasium. From advanced displays to projectors, printers to scanners, Epson's comprehensive suite of education solutions will meet any need.

## Budget-friendly Solutions

We understand the strategic planning that goes into budget initiatives — that's why our Brighter Futures program goes beyond special

pricing. Our products deliver outstanding ROI, tremendous scalability, solid reliability, and easy integration with existing infrastructure and systems to help institutions achieve a better bottom line. Find the latest pricing information online at [www.epson.com/edguide](http://www.epson.com/edguide)

## Reliability You Can Count On

Our products are designed to work day in and day out to serve students, faculty, staff and guests at your institution. Offering decades of road-tested reliability, Epson® education solutions are backed by one of the world's finest customer care programs, with service and support that go the extra mile.



# Table of Contents

## 04 Projectors and Displays

- 5 Display Size Makes a Difference in the Classroom
- 7 Epson Technology Advances
- 8 Epson Laser Projection Technology
- 9 Large-Venue Projectors
- 10 Large-Venue Installation Projectors
- 12 Optional Ultra Short-throw Lenses
- 13 Large-venue Projectors - Optional Lenses
- 14 Interactive Display Solutions
- 15 Interactive Displays
- 16 Ultra Short-throw Displays
- 18 Projectors for Large Rooms and Rooms with High Ambient Light
- 19 Laser Projectors for Large Rooms and Rooms with High Ambient Light
- 20 Advanced Networking Classroom Projectors with 1.6x Optical Zoom
- 21 Ultra Portable and Travel-friendly Projectors
- 22 Advanced Connectivity Classroom Projectors
- 23 Long-throw Laser Projectors
- 24 Short-throw Projectors
- 25 Budget-friendly Classroom Projectors

## 30 Document Cameras

- 31 Easy-to-use Document Cameras

## 32 Printers

- 33 Supertank MFP and Printers for Classrooms
- 34 Classroom and Workgroup Printers
- 36 High-volume/Wide-format Distributed Printing for Offices, Libraries and Media Centers
- 37 Ultra High-speed Multifunction Network Printers
- 38 Large-format Single and Multifunction Graphics Printers

## 40 Scanners

- 41 Document Scanners for Staff on the Go
- 42 Document Scanners for Records, Grading, Forms and More
- 43 Document Scanners for High-speed, High-volume Scanning
- 44 Photo and Graphic Arts Scanners

## 46 Find Your Sales Representative



# Projectors and Displays



Large-venue Projectors



Interactive Displays



Short-throw Displays



Advanced Networking Projectors

Whether you're searching for state-of-the-art laser displays, networked classroom projectors or visual solutions for larger rooms and venues, Epson offers a comprehensive lineup of displays and projectors that are designed to connect students and teachers in ways never before imagined.

We understand that — just like no two students are alike — each classroom and learning environment offers a unique space for exploration and understanding. From interactive whiteboarding solutions that make collaborative, personalized learning a regular part of instruction to high-brightness, large-venue products for well-lit spaces, Epson is education's #1 choice for projection technology.

Image projected on to basketball court using Epson Pro L25000U WUXGA 3LCD laser projectors. Image courtesy of UNLV. Photo taken by Zak Krill.



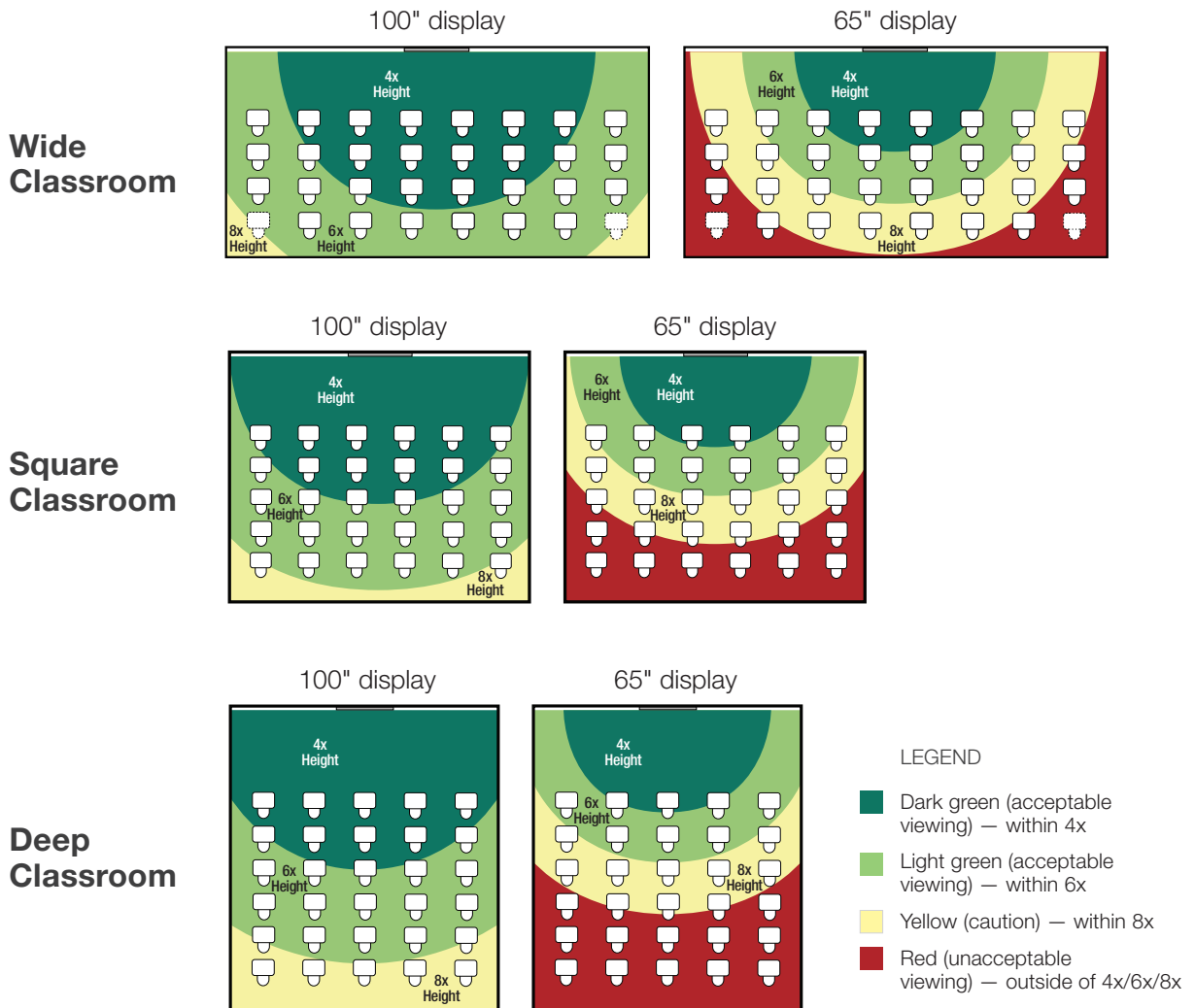




# Display Size Makes a Difference in the Classroom

Now more than ever, display size is an essential feature for socially distanced learning spaces. **A recent study shows that 55 percent of viewers cannot read content on a 70" display in an average-sized room<sup>1</sup>.** That's why it's important that a classroom display is large enough for every student to clearly see it in an average-sized classroom — and read what's on it from anywhere in the room. For many classrooms, flat-panel displays are simply too small to give students optimum readability. In contrast, Epson offers the flexibility to maximize readability for all students. To understand the connection between display size and viewing distance, and for help in making sure your display image size meets your goals, visit [www.epson.com/displaysize](http://www.epson.com/displaysize)

## Visibility in different rooms and seating arrangements



For detailed information on why "Display Size Matters" for classrooms, including the 4x/6x/8x rule, visit [www.epson.com/classroomdisplaysize](http://www.epson.com/classroomdisplaysize)

## Determining Optimal Display Sizes for Different Rooms

To optimize visibility, productivity and interaction, consider both room size and use.

GENERAL RULE OF THUMB		
Study Spaces/Seminar Rooms/ Medium-sized Rooms	Up to 16' long, Active Collaboration	Desktop Equivalent Visibility (DEV)
Large Rooms	Longer than 13', Passive Participation	4/6/8 Rule, 4x Multiplier
Lecture Halls	Longer than 18', Passive/Active Blend	4/6/8 Rule, 6x Multiplier

### Study Spaces, Seminar and Medium-sized Rooms

**Use the Desktop Equivalent Visibility (DEV) method.** The DEV method uses the OSHA standard that sizes monitors for individuals sitting at their desks and transfers this standard to the group meeting space. The key point is that the content being shared needs to migrate over from an individual's viewing experience to a group's active collaboration experience *Chart 1* provides recommended display sizes based on the DEV standard to optimize the environment for group collaboration.

### Large Rooms

**Use the 4x portion of the 4/6/8 Rule.** A room of this size can probably accommodate 15 or more participants, which means it will typically be used for presentations/review (passive participation). *Chart 2* shows acceptable display sizes based on four times (4x) the display height, as noted in the 4/6/8 Rule, which is the best standard to use for larger rooms. This enables analytical viewing and critical decision-making, as anticipated by 4/6/8 Rule recommendations.

### Lecture Halls

**Use the 6x portion of the 4/6/8 Rule.** Lecture halls feature visual displays that are used to share materials developed specially for large audiences. The ideal viewing in this space, per the 4/6/8 Rule, is six times (6x) the display height, which applies to basic viewing/decision making. *Chart 3* illustrates the applicability of different display sizes in lecture halls at the 6x height parameter.

#### Chart 1

##### Display Sizes for Study Spaces, Seminar and Medium-sized Rooms

Based on the Desktop Equivalent Visibility (DEV) Method

Viewing Distance (feet)	Typical Room Length (feet)	Minimum Display Size (diagonal inches)	Acceptable Display Sizes					
			55" Display	65" Display	70" Display	80" Display	100" Display	120" Display
6	9-10	54						
6.5-7	9.5-11	59-63						
7.5	10.5-11.5	68						
8-9.5	11-13.5	72-86						
10-12	13-16	90-108						

Not Acceptable

Acceptable

#### Chart 2

##### Display Sizes for Large Rooms

Based on 4x the Display Height (4/6/8 Rule)

Viewing Distance (feet)	Typical Room Length (feet)	Minimum Display Size (diagonal inches)	Acceptable Display Sizes					
			80" Display	100" Display	120" Display	150" Display	180" Display	200" Display
13-14	16-18	80-86						
15-19	18-23	92-116						
20-24	23-28	122-147						
25-30	28-34	153-184						

Not Acceptable

Acceptable

#### Chart 3

##### Display Sizes for Lecture Halls

Based on 6x the Display Height (4/6/8 Rule)

Viewing Distance (feet)	Typical Room Length (feet)	Minimum Display Size (diagonal inches)	Acceptable Display Sizes					
			80" Display	100" Display	120" Display	150" Display	180" Display	200" Display
18-19	21-23	73-78						
20-24	23-28	82-98						
25-29	28-33	102-118						
30-36	33-40	122-147						
37-44	40-48	151-179						
45	48-49	184						

Not Acceptable

Acceptable

For more information, visit [www.epson.com/displaysize](http://www.epson.com/displaysize)





# Epson Technology Advantages

Epson 3-chip, 3LCD technology delivers high color brightness, uncompromising image quality and road-tested reliability, making our visual solutions an ideal fit for any learning space. Plus, they offer large, easy-to-see images and the latest in connectivity and support for Chromebooks, tablets and smartphones<sup>2</sup>.

## Wirelessly share content from multiple devices, including Chromebooks

Designed for today's BYOD and 1:1 classrooms, Epson iProjection™ is a robust wireless solution offering true multi-platform support for Chromebooks, PCs and Mac® computers, as well as iOS® and Android™ devices<sup>2</sup>. Students and teachers alike can wirelessly display documents, images, webpages and more from their devices for the entire classroom to see on the big screen. Advanced functionality includes two-way content sharing — available with select Epson models — annotation, real-time mobile camera display and more<sup>3</sup>.

Plus, Epson iProjection's built-in Moderator feature — available for both mobile devices and computers<sup>3</sup> — allows teachers to connect up to 50 devices, then manage and display content from up to four students at a time. It's the perfect tool for sharing a variety of content at once, or for comparing students' work side by side.

And, Epson iProjection for Chromebook™ makes it easy for students to wirelessly share their Chromebook screens with the rest of the class. With full mirroring capabilities, the app allows students to display content from Google Docs™, Google Slides™ and Google Sheets™, as well as Web content from their Chrome™ browser (audio support not available for mirroring).

Find out more, including device compatibility, at [www.epson.com/projectorapp](http://www.epson.com/projectorapp)






# Epson Laser Projection Technology

## Virtually maintenance-free laser light source<sup>4</sup>






As a world leader in digital 3LCD projection solutions, Epson continues to drive the future of classroom and projection technology with its full suite of laser displays and projectors. Featuring lamp-free, long-life, laser light engines, Epson laser solutions achieve new levels of performance and reliability.

## Why choose laser?

- **Breakthrough laser technology** — long-life laser light engine provides up to 20,000 hours of virtually maintenance free light source life<sup>4</sup>
- **Outstanding color performance and contrast** — get exceptional, true-to-life color reproduction and deep, dark blacks for stunning visuals you can count on for an array of applications
- **Instant Off<sup>®</sup>/On** — displays and projectors reach maximum brightness and turn off almost immediately, without having to warm up or cool down
- **Reliable operation** — ideal for applications requiring continuous projection



## Explore Epson Laser Projectors and Displays

Large-venue Laser Projectors	Laser Interactive Displays	Laser Digital Signage Displays	Classroom Laser Projectors	Accent Lighting Laser Projectors
				
High-lumen laser projectors designed for exceptional performance in auditoriums, gymnasiums and more	Full HD, ultra short-throw interactive laser displays for collaborative learning experiences	Bold, rich Full HD laser displays for virtually any signage or presentation need	High-performance laser projectors offering a variety of brightness, connectivity and resolution options	Project dynamic, experiential content for signage, wayfinding, branding and promotions







# Large-venue Projectors

**Designed for exceptional performance, Epson large-venue installation projectors** are powerful performers for virtually all large spaces, including auditoriums, lecture halls, event centers, cafeterias, stadiums and more. Available in laser and lamp-based models, these large-venue projectors feature high lumens for bright, colorful images and utilize advanced display technologies to create immersive experiences that will captivate any audience.

Visit [www.epson.com/largevenue](http://www.epson.com/largevenue) for more information and to compare models.

## Why choose Epson for your large-venue projection needs?

- **3-chip, 3LCD technology** — for high color brightness
- **Industry-leading service and support** — limited warranty of 3 years or 20,000 hours, whichever comes first, plus free Next-Business-Day replacement<sup>5\*</sup> with postage-paid returns
- **Epson 4K Enhancement Technology<sup>6\*</sup>** — a revolutionary technology that accepts 4K signal and enhances the native resolution for output that surpasses Full HD image quality
- **Wide selection of powered lenses with lens memory** — including zero- and negative-offset 0.35 ultra short-throw lenses for shallow spaces\*\*
- **Diverse connectivity options\*** — including 3G-SDI, HDBaseT™, HDMI®, DVI-D, and wireless
- **Emulation Mode<sup>7\*</sup>** — saves time and money when replacing other manufacturers' projectors
- **Compatible with leading control systems** — such as Crestron®, AMX®, Extron XTP®, Control4®\* and DMX/Art-Net\*



Pro L10 Series	Pro L1000 Series
Laser light source	Laser light source
Up to 6,000 – 7,000 lumens <sup>8</sup>	Up to 9,000 – 15,000 lumens <sup>8</sup>
11 optional powered lenses	10 optional powered lenses
Up to 20,000 hours virtually maintenance-free laser light source <sup>4</sup>	Up to 20,000 hours virtually maintenance-free laser light source <sup>4</sup>

\*Specifications vary by model.

\*\*Lens compatibility varies by model. See page 13 for details.

# Large-venue Installation Projectors

Delivering up to 15,000 lumens<sup>8</sup> and extraordinary brightness and performance, the Pro L1000 Series are lightweight, space-saving, large-venue installation laser projectors that feature native Full HD WUXGA\* with Epson 4K Enhancement Technology<sup>6</sup>. And, they support a full range of inputs for seamless integration.



MODEL	Pro L1490UNL	Pro L1495UNL	Pro L1500UHL	Pro L1505UHL	Pro L1715SNL	Pro L1750UNL	Pro L1755UNL
Product Code	V11HA16920	V11HA16820	V11H910920	V11H910820	V11H890820	V11H892920	V11H892820
Case Color	White	Black	White	Black	Black	White	Black
Road Service Limited Warranty	3-year or 20,000 hours, whichever comes first						
Color Brightness (Color Lumens) <sup>8</sup>	9,000	9,000	12,000	12,000	15,000	15,000	15,000
White Brightness (White Lumens) <sup>8</sup>	9,000	9,000	12,000	12,000	15,000	15,000	15,000
Native Resolution	Full HD WUXGA with 4K Enhancement Technology <sup>6</sup>				SXGA+	Full HD WUXGA with 4K Enhancement Technology <sup>6</sup>	
Contrast Ratio	Up to 2,500,000:1						
Light Source	Laser Phosphor	Laser Phosphor	Laser Phosphor	Laser Phosphor	Laser Phosphor	Laser Phosphor	Laser Phosphor
Light Source Life (Normal/ECO Hours) <sup>4</sup>	Up to 20,000	Up to 20,000	Up to 20,000	Up to 20,000	Up to 20,000	Up to 20,000	Up to 20,000
Epson iProjection™ Suite <sup>2</sup> (Moderator <sup>3</sup> , Multi-PC, Device Management)	Yes	Yes	Yes	Yes	Yes	Yes	Yes
Wired Connectivity	RJ-45 (Content over IP)						
Wireless Connectivity	Option	Option	Option	Option	Option	Option	Option
Compatible Control Systems	Crestron, AMX, Extron®, Control4, DMX/Art-Net				–	–	–
3G-SDI	Yes	Yes	Yes	Yes	–	Yes	Yes
Interfaces	HDBaseT, HDMI, DVI-D, VGA, 5BNC						

## FEATURES

- **Up to 15,000 lumens color and white brightness<sup>8</sup>** — Epson is the first projector manufacturer to combine inorganic 3LCD panels with an inorganic phosphor wheel to achieve high brightness and reliability
- **Wide selection of powered lenses with lens memory** — including a negative-offset 0.35 ultra short-throw lenses for shallow spaces\*\*
- **Versatile connectivity** — supports the full range of inputs, including HDBaseT, HDMI, 3G-SDI\*, DVI-D, VGA and 5-BNC, for easy integration with any system
- **Industry-leading service and support** — limited warranty of 3 years or 20,000 hours, whichever comes first, plus free Next-Business-Day replacement<sup>5</sup> with postage-paid returns

## RECOMMENDED ACCESSORIES

- HDBaseT Transmitter
- Low Ceiling Mount
- High Ceiling Mount
- Wireless LAN Module

See pages 27-29 for product codes and more information.

## CONNECTIVITY



Product shown is Pro L1755UNL. Visit [www.epson.com/support](http://www.epson.com/support) to see the connectivity options for all models listed.

\*Specifications vary by model.  
\*\*Lens compatibility varies by model. See page 13 for details.



# Large-venue Installation Projectors

Epson's most compact interchangeable lens laser projectors, offering 6,000 – 7,000 lumens<sup>8</sup>, the Pro L10 Series are compatible with a wide selection of optional lenses for extraordinary installation flexibility. WUXGA models include revolutionary Epson 4K Enhancement Technology<sup>6\*</sup> for output that surpasses Full HD.



PROJECTORS

MODEL	Pro L1060UNL	Pro L1070UNL	Pro L1075UNL	Pro L1060WNL	Pro L1070WNL
Product Code	V11H941920	V11H940920	V11H940820	V11H958920	V11H957920
Road Service Limited Warranty	3-year or 20,000 hours, whichever comes first				
Color Brightness (Color Lumens) <sup>8</sup>	6,000	7,000	7,000	6,000	7,000
White Brightness (White Lumens) <sup>8</sup>	6,000	7,000	7,000	6,000	7,000
Native Resolution	WUXGA with 4K Enhancement Technology <sup>6</sup>			WXGA	
Contrast Ratio	Up to 2,500,000:1				
Light Source	Laser Phosphor	Laser Phosphor	Laser Phosphor	Laser Phosphor	Laser Phosphor
Light Source Life (Normal/ECO Hours) <sup>4</sup>	20,000				
Epson iProjection™ Suite <sup>2</sup> (Moderator <sup>3</sup> , Multi-PC, Device Management)	Yes	Yes	Yes	Yes	Yes
Wired Connectivity	RJ-45 (Content over IP)				
Wireless Connectivity	Option	Option	Option	Option	Option
Compatible Control Systems	Crestron, AMX, Extron, DMX/Art-Net			–	–
3G-SDI	–	–	–	–	–
Interfaces	HDBaseT, HDMI, DVI-D, VGA, 5BNC			–	–

## FEATURES

- **Installation made easy** — interchangeable lens options, lens shift capability, HDBaseT inputs, 360-degree installation
- **Dynamic projection capabilities** — advanced built-in Edge Blending, image warping and curved-surface capability for a variety of applications
- **Web-based remote management** — control and monitor projector status via a web browser
- **Epson 4K Enhancement Technology<sup>6\*</sup>** — a revolutionary technology that accepts 4K signal and enhances the native resolution for output that surpasses Full HD image quality
- **Industry-leading service and support** — limited warranty of 3 years or 20,000 hours, whichever comes first, plus free Next-Business-Day replacement<sup>5</sup> with postage-paid returns
- **Wide selection of powered lenses with lens memory** — including a zero-offset 0.35 ultra short-throw lens for shallow spaces\*\*

## RECOMMENDED ACCESSORIES

- HDBaseT Transmitter
- Low Ceiling Mount
- High Ceiling Mount
- Wireless LAN Module

See pages 27–29 for product codes and more information.

## CONNECTIVITY



Product shown is Pro L1070UNL. Visit [www.epson.com/largevenue](http://www.epson.com/largevenue) to see the connectivity options for all models listed.

\*Specifications vary by model.  
\*\*Lens compatibility varies by model. See page 13 for details.

LARGE-VENUE SERIES



## Optional Ultra Short-throw Lenses

Project supersized images using Epson's ultra short-throw lenses. Install the projector just inches from the screen or wall and still get huge, bright, crisp projection. Featuring a 0.35 throw ratio and zero offset, the ELPLX01 and ELPLX02 are ideal for installation in narrow or tight spaces. And, wide lens shift gives you even more flexibility when you need it.



All projected images in this catalog are simulated.

**Using this lens, you can project from above or below for a dynamic screen or wall display.**

Lens compatibility varies by model. See page 13 for details.

See page 27 for projector disclaimers.

# Large-venue Projectors — Optional Lenses

## Lenses Compatible with Pro G7000 Series Projectors and the Pro L1060U, Pro L1070U, Pro L1075U, Pro L1060W, Pro L1070W

Model	Ultra Short Lens	Short Lens #1	Short Lens #2	Wide Lens #1	Wide Lens #2	Middle Lens #1	Middle Lens #2	Middle Lens #3	Middle Lens #4	Long Lens
Product Code	V12H004X01	V12H004UA3	V12H004U04	V12H004W05	V12H004W06	V12H004M08	V12H004M0F	V12H004M0A	V12H004M0B	V12H004L08
Zoom Ratio	1.0	1.0 – 1.2x	1.0 – 1.2x	1.0 – 1.4x	1.0 – 1.4x	1.0 – 1.6x	1.0 – 1.6x	1.0 – 1.5x	1.0 – 1.5x	1.0 – 1.4x
Throw Ratio (16:10)	0.35	0.65 – 0.78	0.87 – 1.06	1.04 – 1.46	1.63 – 2.22	1.44 – 2.32	2.16 – 3.49	3.33 – 5.06	4.86 – 7.38	7.22 – 10.12
White Version	V12H004Y01	–	–	–	–	–	–	–	–	–

## Lenses Compatible with Pro L Projectors from 9,000 to 20,000 lumens

Model	Ultra Short Lens	Short Lens #1	Short Lens #2	Wide Lens #1	Wide Lens #2	Wide Lens #3	Middle Lens #2	Middle Lens #3	Middle Lens #4	Long Lens
Product Code	V12H004X02	V12H004UA3	V12H004U04	V12H004W05	V12H004W06	V12H004W08	V12H004M0F	V12H004M0A	V12H004M0B	V12H004L08
Zoom Ratio	1.0	1.0 – 1.2x	1.0 – 1.2x	1.0 – 1.4x	1.0 – 1.37x	1.0 – 1.4x	1.0 – 1.6x	1.0 – 1.5x	1.0 – 1.5x	1.0 – 1.39x
Throw Ratio (16:10)	0.35	0.48 – 0.57	0.64 – 0.77	0.77 – 1.07	1.19 – 1.62	0.86 – 1.21	1.57 – 2.56	2.43 – 3.71	3.54 – 5.41	5.27 – 7.41
White Version	V12H004Y02	–	–	–	–	–	–	–	–	–



Epson offers an array of projector lenses to fit all types of applications and requirements.





# Interactive Display Solutions

Epson's BrightLink® collaborative display solutions connect people, technology and ideas into one seamless digital experience, facilitating better communication by turning any flat surface into an interactive area. BrightLink is the perfect display solution for classrooms, study spaces, administrative offices and more. Built for today's learning environments, these displays offer whiteboard sharing for local, on-campus collaboration as well as engagement with remote participants anywhere in the world.

Epson also offers the high-performance, network-ready BrightLink Series interactive displays, available in laser models. The budget-friendly BrightLink offers the lowest cost image per square inch vs interactive flat panel displays\*. Designed for classrooms, seminar rooms, study spaces and more, these displays provide a fully integrated system that eliminates the need for a dedicated electronic whiteboard. Turn existing dry-erase whiteboards, plain walls and tables into interactive display areas measuring from 60" up to 100" with no extra cost.

For more information, visit [www.epson.com/brightlink](http://www.epson.com/brightlink)



\* Versus comparable interactive flat panel displays measuring 65-inches and above. PMA Research data for 2020 1Q, North America

# Interactive Displays

With images up to 120", these flexible displays breathe new life into ordinary walls and dry-erase boards, eliminating the need for dedicated electronic boards or space-consuming flat panels.

Bright, dynamic and easy to use, BrightLink interactive displays are designed to maximize student collaboration and engagement. Instructors can share presentations – or students' work – from laptops, notebooks, tablets, and iOS and Android™ mobile devices<sup>2</sup>.



MODEL	Laser			
	BrightLink 725Wi	BrightLink 735Fi	BrightLink Pro 1480Fi	BrightLink Pro 1485Fi
Product Code	V11H998520	V11H997520	V11H921520	V11H919520
Replacement Lamp Code	Laser	Laser	Laser	Laser
Road Service Limited Warranty	5-year*	5-year*	5-year*	5-year*
Color Brightness (Color Lumens) <sup>8</sup>	4,000	3,600	5,000	5,000
White Brightness (White Lumens) <sup>8</sup>	4,000	3,600	5,000	5,000
Native Resolution	WXGA	1080p	1080p	1080p
Contrast Ratio	2,500,000:1	2,500,000:1	2,500,000:1	2,500,000:1
Light Source	Laser	Laser	Laser	Laser
Light Source Life (Normal/ECO Hours)	Up to 20,000/30,000 <sup>4</sup>	Up to 20,000/30,000 <sup>4</sup>	Up to 20,000/30,000 <sup>4</sup>	Up to 20,000/30,000 <sup>4</sup>
Built-in Speaker	Yes	Yes	Yes	Yes
Epson iProjection Suite <sup>2</sup> (Moderator <sup>3</sup> , Multi-PC, Device Management)	Yes	Yes	Yes	Yes
Wired Connectivity	RJ-45 (Content over IP)			
Wireless Connectivity	Included	Included	Included	Included
Compatible Control Systems	Crestron, AMX, Extron, Control4, PJLink**			
Pens	2 pens included, Dual-user support			
Pen Technology	IR, 850nm	IR, 850nm	IR, 850nm	IR, 850nm
Finger Touch	Optional, up to 6 fingers			Yes, up to 6 fingers
Interactive Pen Functions	Mouse Function (Left/Right Click), Digital Pen, LED Battery Status Indicator			
PC-free Whiteboard Sharing	Yes	Yes	Yes	Yes
DuoLink Continuous Whiteboard <sup>11</sup>		–	–	Yes
Calibration	Automatic or Manual			
Interactive Image Size (Inches)	–	–	65 – 100	65 – 100
Interactive Connectivity	–	–	USB or LAN <sup>Δ</sup>	USB or LAN <sup>Δ</sup>
PC-free Annotation	Yes	Yes	Yes	Yes
PC-free Digital Whiteboard	Up to 20 pages	Up to 20 pages	Up to 20 pages	Up to 20 pages
Wall-mounted Control Panel	–	–	–	Yes
PC-free Save, Email, Print	Yes	Yes	Yes	Yes
Included Software	Easy Interactive Tools for PC/Mac <sup>®</sup> , Built-in Annotation Toolbar, SMART Notebook <sup>®</sup>			

## FEATURES

- **Fully integrated, pen- and finger-based interactivity** — turns almost any existing dry-erase board or plain wall into an interactive workspace (finger-based interactivity available on select models)
- **Easy content sharing with iProjection** — share images between the big screen and wirelessly connected mobile devices, for individualized learning<sup>2</sup>
- **Brilliant image quality up to 1080p HD** — with up to 5,000 lumens of color brightness and 5,000 lumens of white brightness<sup>8</sup>
- **Wireless support** — display Chromebook, iOS, Android, Mac and PC screens<sup>2</sup>

## RECOMMENDED ACCESSORIES

- Interactive Touch Module V12H007A23
- Short-throw Wall Mount
- Ultra Short-throw Wall Mount
- Wireless LAN Module
- 100" Whiteboard
- Replacement Pen — Orange
- Replacement Pen — Blue
- Replacement Air Filter for Laser Displays V13H134A43 (ELPAF43)

See pages 27–29 for product codes and more information.

## CONNECTIVITY



Product shown is BrightLink 1485Fi. Visit [www.epson.com/support](http://www.epson.com/support) to see the connectivity options for all models listed.

<sup>2</sup>Standard limited warranty is 3 years for laser models and 2 years for lamp models. Brighter Futures pricing includes 2-year warranty extension for laser models and 1-year for lamp models.

\*\*Specifications vary by model.  
<sup>Δ</sup> HDBaseT using control pad.

# Ultra Short-throw Displays

These bright, versatile displays feature built-in ultra short-throw lenses for images up to 100" (diagonal) from as little as 11" away, with minimal shadows and glare. The lamp-based PowerLite 600 Series displays and laser-based 700/800 Series displays feature advanced wireless capabilities and connectivity, including laptop, notebook, tablet and mobile device support<sup>2</sup>.



MODEL	Laser				
	PowerLite 685W	PowerLite 750F	PowerLite 755F	PowerLite 800F	PowerLite 805F
Product Code	V11H744520	V11HA08520	V11HA08620	V11H923520	V11H923620
Replacement Lamp Code	V13H010L91	Laser	Laser	Laser	Laser
Road Service Limited Warranty	3-year	5-year*	5-year*	5-year*	5-year*
Color Brightness (Color Lumens) <sup>8</sup>	3,500	3,600	3,600	5,000	5,000
White Brightness (White Lumens) <sup>8</sup>	3,500	3,600	3,600	5,000	5,000
Native Resolution	WXGA	1080p	1080p	1080p	1080p
Contrast Ratio	Up to 14,000:1	Dynamic 2,500,000:1 Native 1,400:1	Dynamic 2,500,000:1 Native 1,400:1	Dynamic 2,500,000:1 Native 1,400:1	Dynamic 2,500,000:1 Native 1,400:1
Light Source	Lamp	Laser	Laser	Laser	Laser
Light Source Life (Normal/ECO Hours)	Up to 5,000/10,000 <sup>10</sup>	Up to 20,000/30,000 <sup>4</sup>	Up to 20,000/30,000 <sup>4</sup>	Up to 20,000/30,000 <sup>4</sup>	Up to 20,000/30,000 <sup>4</sup>
Built-in Speaker	16 W	16 W	16 W	2 x 8 W	2 x 8 W
Epson iProjection Suite <sup>2</sup> (Moderator <sup>3</sup> , Multi-PC, Device Management)	Yes	Yes	Yes	Yes	Yes
Wired Connectivity	RJ-45 (Content over IP)				
Wireless Connectivity	Optional	Yes	Yes	Optional	Optional
Compatible Control Systems	Crestron, AMX, Extron, Control4, PJLink				

## FEATURES

- **Manage your display and send announcements remotely** — easy network connectivity; software included
- **Wireless support** — display Chromebook™, iOS, Android, Mac and PC screens<sup>2</sup>
- **Up to 3x HDMI ports** — supports high-definition A/V devices including the latest laptops, Blu-ray Discs® and media players
- **Long-life displays** — lamp-based models last up to 10,000 hours in ECO Mode<sup>10</sup>; laser models offer up to 20,000 hours of light source life<sup>4</sup>

## RECOMMENDED ACCESSORIES

- Ultra Short-throw Wall Mount
- PowerLite Pilot™ 2 Connection and Control Box
- Wireless LAN Module

See pages 27–29 for product codes and more information.

## CONNECTIVITY



Product shown is PowerLite 685W. Visit [www.epson.com/support](http://www.epson.com/support) to see the connectivity options for all models listed.

\*Standard limited warranty is 3 years for laser models and 2 years for lamp models. Brighter Futures pricing includes 2-year warranty extension for laser models and 1-year for lamp models.





# Projectors for Large Rooms and Rooms with High Ambient Light

These portable powerhouse projectors bring stunning high-definition images to medium- and large-sized classrooms and lecture spaces. Select models feature HDBaseT for easy installation, as well as enterprise-level wireless security and Miracast® screen mirroring from mobile devices.



MODEL	PowerLite 2065	PowerLite 2247U	PowerLite 2250U	PowerLite 2255U
Product Code	V11H820020	V11H881020	V11H871020	V11H815020
Replacement Lamp Code	V13H010L95	V13H010L96	V13H010L95	V13H010L95
Road Service Limited Warranty*	3-year	3-year	3-year	3-year
Color Brightness (Color Lumens) <sup>8</sup>	5,500	4,200	5,000	5,000
White Brightness (White Lumens) <sup>8</sup>	5,500	4,200	5,000	5,000
Native Resolution <sup>12</sup>	XGA		Full HD WUXGA	
Contrast Ratio	Up to 15,000:1	Up to 15,000:1	Up to 15,000:1	Up to 15,000:1
Light Source	Lamp	Lamp	Lamp	Lamp
Light Source Life (Normal/ECO Hours) <sup>10</sup>	Up to 5,000/10,000	Up to 5,500/12,000	Up to 5,000/10,000	
Built-in Speaker	16 W	16 W	16 W	16 W
Epson iProjection Suite <sup>2</sup> (Moderator <sup>3</sup> , Multi-PC, Device Management)	Yes	Yes	Yes	Yes
Wired Connectivity	RJ-45 (Content over IP)			
Wireless Connectivity	Included	Included	Optional	Included
Compatible Control Systems	Crestron, AMX, Extron, Control4			

## FEATURES

- **Extraordinary versatility** — small enough for moving from room to room; features a full array of connectivity options, including 2x HDMI, MHL<sup>®13</sup>, VGA, RJ-45 and more
- **Robust integrated wireless networking** — enterprise-level security for peace of mind; compatible with WPA, WPA2-PSK and WPA2-EAP security protocols (optional on some models)
- **Simultaneously display and control multiple device screens** — wirelessly share content from up to four devices with Epson iProjection's built-in Moderator feature<sup>3</sup>
- **Easy wireless content sharing** — share images between the screen and wirelessly connected laptops, notebooks, tablets, iOS and Android devices<sup>2</sup>

## RECOMMENDED ACCESSORIES

- Universal Projector Kit
- Wireless LAN Module
- Replacement Air Filter for PowerLite 2142W/2247U V13H134A55 (ELPAF55)
- Replacement Air Filter for PowerLite 2065/2250U/2255U V13H134A41 (ELPAF41)
- HDBaseT Transmitter\*\*

See pages 27–29 for product codes and more information.

## CONNECTIVITY



Product shown is PowerLite 2255U. Visit [www.epson.com/support](http://www.epson.com/support) to see the connectivity options for all models listed.

\*Standard limited warranty is 3 years for laser models and 2 years for lamp models. Brighter Futures pricing includes 2-year warranty extension for laser models and 1-year for lamp models.

\*\*Specifications vary by model.

# Laser Projectors for Large Rooms and Rooms with High Ambient Light

Featuring a lamp-free laser light engine rated for up to 20,000 hours<sup>4</sup>, these bright laser projectors offer virtually maintenance-free operation for the life of the optical engine<sup>9</sup>. Ideal for medium- and large-sized classrooms and training halls, select models feature HDBaseT for easy installation. Enterprise-level wireless security is also available on select models, or by purchasing an optional wireless LAN module.



MODEL	PowerLite L610	PowerLite L500W	PowerLite L610W	PowerLite L400U	PowerLite L510U	PowerLite L610U	PowerLite L615U
Product Code	V11H905020	V11H908020	V11H904020	V11H907020	V11H903020	V11H901020	V11H901120
Case Color	White	White	White	White	White	White	Black
Road Service Limited Warranty*	5-year	5-year	5-year	5-year	5-year	5-year	5-year
Color Brightness (Color Lumens) <sup>8</sup>	6,000	5,000	6,000	4,500	5,000	6,000	6,000
White Brightness (White Lumens) <sup>8</sup>	6,000	5,000	6,000	4,500	5,000	6,000	6,000
Native Resolution <sup>12</sup>	XGA	WXGA	WXGA	Full HD WUXGA	Full HD WUXGA	Full HD WUXGA	Full HD WUXGA
Contrast Ratio	Up to 15,000:1	Up to 15,000:1	Up to 15,000:1	Up to 15,000:1	Up to 15,000:1	Up to 15,000:1	Up to 15,000:1
Light Source	Laser	Laser	Laser	Laser	Laser	Laser	Laser
Light Source Life (Normal/Extended) <sup>4</sup>	Up to 20,000/30,000	Up to 20,000/30,000	Up to 20,000/30,000	Up to 20,000/30,000	Up to 20,000/30,000	Up to 20,000/30,000	Up to 20,000/30,000
Lens Shift	±50 percent vertical/±30 percent horizontal	–	±50 percent vertical/±30 percent horizontal	–	±50 percent vertical/±30 percent horizontal	±50 percent vertical/±30 percent horizontal	±50 percent vertical/±30 percent horizontal
Zoom Ratio	1 – 1.6	1 – 1.6	1 – 1.6	1 – 1.6	1 – 1.6	1 – 1.6	1 – 1.6
HDBaseT	–	–	Yes	–	Yes	Yes	Yes
Epson iProjection Suite <sup>2</sup> (Moderator <sup>3</sup> , Multi-PC, Device Management)	Yes	Yes	Yes	Yes	Yes	Yes	Yes
Wired Connectivity	RJ-45 (Content over IP)						
Wireless Connectivity	Optional	Optional	Optional	Optional	Optional	Included + Miracast	Included + Miracast
Compatible Control Systems	Crestron, AMX, Control4, PJLink						

## FEATURES

- **Breakthrough laser technology** — features a laser light source of up to 20,000 hours<sup>4</sup>; plus, Instant Off/On
- **Virtually maintenance-free operation** — for the life of the optical engine<sup>9</sup>
- **Wireless networking with enterprise-level security** — plus wireless content sharing with Epson iProjection<sup>2</sup>; available on select models, or with optional LAN module where indicated
- **Advanced installation features** — 360-degree flexibility and geometric correction tools such as horizontal and vertical keystone, arc correction, Quick Corner<sup>®</sup> and more

## RECOMMENDED ACCESSORIES

- Universal Projector Kit
- Wireless LAN Module
- Replacement Air Filter for PowerLite L400U / L500W / L610 V13H134A56 (ELPAF56)
- HDBaseT Transmitter

See pages 27–29 for product codes and more information.

## CONNECTIVITY



Product shown is PowerLite L615U. Visit [www.epson.com/support](http://www.epson.com/support) to see the connectivity options for all models listed.

\*Standard limited warranty is 3 years for laser models and 2 years for lamp models. Brighter Futures pricing includes 2-year warranty extension for laser models and 1-year for lamp models.



# Advanced Networking Classroom Projectors with 1.6x Optical Zoom

These advanced standard-throw projectors include 1.6x optical zoom lenses for flexible placement, plus premium audio and networking features. They also include 2x HDMI inputs to support multiple high-definition A/V devices and microphone input.



MODEL	PowerLite U50	PowerLite 982W	PowerLite 992F
Product Code	V11H952020	V11H987020	V11H988020
Replacement Lamp Code	V13H010L97	V13H010L97	V13H010L97
Road Service Limited Warranty*	3-year	3-year	3-year
Color Brightness (Color Lumens) <sup>8</sup>	3,700	4,200	4,000
White Brightness (White Lumens) <sup>8</sup>	3,700	4,200	4,000
Native Resolution <sup>12</sup>	WUXGA	WUXGA	1080p
Weight	6.8 lb	6.8 lb	6.8 lb
Contrast Ratio	Up to 16,000:1	Up to 16,000:1	Up to 16,000:1
Light Source	Lamp	Lamp	Lamp
Light Source Life (Normal/Medium/ECO Hours) <sup>10</sup>	Up to 10,000-/17,000	Up to 6,500/10,000/17,000	6,500/10,000/17,000
Built-in Speaker	5 W	16 W	16 W
Epson iProjection Suite <sup>2</sup> (Moderator <sup>3</sup> , Multi-PC, Device Management)	Yes	Yes	Yes
Wired Connectivity	RJ-45 (Content over IP)		
Wireless Connectivity	Optional		Included
Compatible Control Systems	Crestron, AMX, Extron, Control4		

## FEATURES

- **Premium quality and installation flexibility** — up to Full HD WUXGA resolution and a 1.6x optical zoom for great images, wherever you choose to install the projector
- **Manage projectors and send announcements remotely** — easy network connectivity; software included
- **Simultaneously display and control multiple device screens** — wirelessly share content from up to four devices with Epson iProjection's built-in Moderator feature<sup>3</sup>
- **Wireless support** — display Chromebook, iOS, Android, Mac and PC screens<sup>2</sup>

## RECOMMENDED ACCESSORIES

- Wireless LAN Module
- DC-07, DC-13 and DC-21 Document Cameras

See pages 27–29 for product codes and more information.

## CONNECTIVITY



Product shown is PowerLite 992F. Visit [www.epson.com/support](http://www.epson.com/support) to see the connectivity options for all models listed.

\*Standard limited warranty is 3 years for laser models and 2 years for lamp models. Brighter Futures pricing includes 2-year warranty extension for laser models and 1-year for lamp models.

# Ultra Portable and Travel-friendly Projectors

These ultra lightweight, thin and bright mobile projectors offer powerful performance in a super-slim design. And, they include built-in tools for quick and simple setup virtually anywhere. Get amazing performance, ease of use and brilliant output — all from these ultra portable projectors.



MODEL	PowerLite 1785W	PowerLite 1795F
Product Code	V11H793020	V11H796020
Replacement Lamp Code	V13H010L94	V13H010L94
Road Service Limited Warranty*	3-year	3-year
Color Brightness (Color Lumens) <sup>8</sup>	3,200	3,200
White Brightness (White Lumens) <sup>8</sup>	3,200	3,200
Native Resolution <sup>12</sup>	WXGA	1080p
Weight	4.0 lb	4.0 lb
Contrast Ratio	Up to 10,000:1	Up to 10,000:1
Light Source	Lamp	Lamp
Light Source Life (Normal/ECO Hours) <sup>10</sup>	Up to 4,000/7,000	Up to 4,000/7,000
Built-in Speaker	1 W	1 W
Epson iProjection Suite <sup>2</sup> (Moderator <sup>3</sup> , Multi-PC, Device Management)	Yes	Yes
Wired Connectivity	—	—
Wireless Connectivity	Included	Included
Compatible Control Systems	—	—

## FEATURES

- **Portable, lightweight and travel friendly** — projectors weigh just 4 lb
- **Wireless support** — display Chromebook, iOS, Android, Mac and PC screens<sup>2</sup>
- **Easy setup and image adjustments** — auto Screen Fit, auto Power On, auto vertical keystone correction

## RECOMMENDED ACCESSORIES

- ES1000 Screen
- ES3000 Screen
- DC-07, DC-13 and DC-21 Document Cameras

See pages 27–29 for product codes and more information.

## CONNECTIVITY



Product shown is PowerLite 1795F. Visit [www.epson.com/support](http://www.epson.com/support) to see the connectivity options for all models listed.

\*Standard limited warranty is 3 years for laser models and 2 years for lamp models. Brighter Futures pricing includes 2-year warranty extension for laser models and 1-year for lamp models.

# Advanced Connectivity Classroom Projectors

These standard-throw projectors include premium connectivity features that give teachers and administrators more device control, with 2x HDMI inputs to support multiple high-definition A/V devices and microphone input, plus built-in audio.



MODEL	PowerLite 118	PowerLite 119W	PowerLite 1288
Product Code	V11HA03020	V11H985020	V11H978120
Replacement Lamp Code	V13H010L97	V13H010L97	V13H010L97
Road Service Limited Warranty*	3-year	3-year	3-year
Color Brightness (Color Lumens) <sup>8</sup>	3,800	4,000	4,000
White Brightness (White Lumens) <sup>8</sup>	3,800	4,000	4,000
Native Resolution <sup>12</sup>	XGA	WXGA	1080p
Contrast Ratio	Up to 16,000: 1	Up to 16,000: 1	Up to 16,000: 1
Light Source	Lamp	Lamp	Lamp
Light Source Life (Normal/Medium/ECO Hours) <sup>10</sup>	Up to 8,000/10,000/17,000	Up to 8,000/10,000/17,000	Up to 5,500-/10,000
Built-in Speaker	16 W	16 W	16 W
Epson iProjection Suite <sup>2</sup> (Moderator <sup>3</sup> , Multi-PC, Device Management)	Yes	Yes	Yes
Wired Connectivity	RJ-45 (Content over IP)		–
Wireless Connectivity	Optional		Included
Compatible Control Systems	Crestron, AMX, Extron, Control4		–

## FEATURES

- **Impressive image quality** — available in native XGA, WXGA and Full HD WUXGA resolutions
- **Simultaneously display and control multiple device screens** — wirelessly share content from up to four devices with Epson iProjection’s built-in Moderator feature<sup>3</sup>
- **Manage projectors and send announcements remotely** — easy network connectivity; software included
- **Wireless support** — display Chromebook, iOS, Android, Mac and PC screens<sup>2</sup>

## RECOMMENDED ACCESSORIES

- Wireless LAN Module
- DC-07, DC-13 and DC-21 Document Cameras
- ES3000 Screen

See pages 27–29 for product codes and more information.

## CONNECTIVITY



Product shown is PowerLite 1288. Visit [www.epson.com/support](http://www.epson.com/support) to see the connectivity options for all models listed.

\*Standard limited warranty is 3 years for laser models and 2 years for lamp models. Brighter Futures pricing includes 2-year warranty extension for laser models and 1-year for lamp models.



# Long-throw Laser Projectors

Laser focused on education and offering a larger-than-life display size over 2.5 times larger than 75" flat panels, these innovative laser displays make it easy to share bright, easy-to-read images that keep students engaged from nearly anywhere in the room.



MODEL	PowerLite L200X	PowerLite L200W	PowerLite L250F	PowerLite L255F
Product Code	V11H992020	V11H991020	V11HA17020	V11HA17120
Replacement Lamp Code	Laser	Laser	Laser	Laser
Road Service Limited Warranty*	5-year	5-year	5-year	5-year
Color Brightness (Color Lumens) <sup>8</sup>	4,200	4,200	4,500	4,500
White Brightness (White Lumens) <sup>8</sup>	4,200	4,200	4,500	4,500
Native Resolution <sup>12</sup>	XGA	WXGA	1080p	1080p
Contrast Ratio	Up to 2,500,00:1	Up to 2,500,00:1	Up to 2,500,00:1	Up to 2,500,00:1
Light Source	Laser	Laser	Laser	Laser
Light Source Life (Normal/ECO Hours) <sup>9</sup>	20,000 hours	20,000 hours	20,000 hours	20,000 hours
Built-in Speaker	16 W	16 W	16 W	16 W
Epson iProjection Suite <sup>2</sup> (Moderator <sup>3</sup> , Multi-PC, Device Management)	Yes	Yes	Yes	Yes
Wired Connectivity	RJ-45 (Content over IP)			
Wireless Connectivity	Included			
Compatible Control Systems	Crestron, AMX, Extron		Crestron, AMX, Extron, Art-Net, PJLink	

## FEATURES


- **Low maintenance** — virtually maintenance-free 20,000-hour laser light source with no lamps to replace<sup>4</sup>
- **Built-in 5GHz wireless** — supports Miracast and wireless displays via Epson iProjection software to connect, display and share content simultaneously to/from up to 50 connected devices<sup>2</sup>
- **Built-in split screen<sup>14</sup>** — allows simultaneous display of up to 4 connected devices
- **Bonus lamp** — includes a voucher for a free replacement lamp

## RECOMMENDED ACCESSORIES

- Ceiling Mount (ELPMB60W)
- Wireless LAN Module
- DC-07, DC-13 and DC-21 Document Cameras

See pages 27–29 for product codes and more information.

## CONNECTIVITY



Product shown is PowerLite L200W. Visit [www.epson.com/support](http://www.epson.com/support) to see the connectivity options for all models listed.

\*Standard limited warranty is 3 years for laser models and 2 years for lamp models. Brighter Futures pricing includes 2-year warranty extension for laser models and 1-year for lamp models.

# Short-throw Projectors

These bright, budget-friendly projectors feature built-in short-throw lenses for images up to 116" from as little as 4' away with reduced glare and shadows. Offering affordable, long-lasting lamps or virtually maintenance-free 20,000-hour laser light source<sup>4</sup>, the PowerLite 500 Series delivers a low total cost of ownership.



MODEL	PowerLite 530	PowerLite 535W	PowerLite L200SX	PowerLite L200SW
Product Code	V11H673020	V11H671020	V11H994020	V11H993020
Replacement Lamp Code	V13H010L87	V13H010L87	Laser	Laser
Road Service Limited Warranty*	3-year	3-year	5-year*	5-year*
Color Brightness (Color Lumens) <sup>8</sup>	3,200	3,200	3,600	3,800
White Brightness (White Lumens) <sup>8</sup>	3,200	3,200	3,600	3,800
Native Resolution <sup>12</sup>	XGA	WXGA	XGA	WXGA
Contrast Ratio	Up to 16,000:1	Up to 16,000:1	Up to 2,500,00:1	Up to 2,500,00:1
Light Source	Lamp	Lamp	Laser	Laser
Light Source Life (Normal/ECO Hours)	Up to 5,000/10,000 <sup>10</sup>	Up to 5,000/10,000 <sup>10</sup>	Up to 20,000/30,000 <sup>9</sup>	Up to 20,000/30,000 <sup>9</sup>
Built-in Speaker	16 W	16 W	16 W	16 W
Epson iProjection Suite <sup>2</sup> (Moderator <sup>3</sup> , Multi-PC, Device Management)	Yes	Yes	Yes	Yes
Wired Connectivity	RJ-45 (Content over IP)			
Wireless Connectivity	Optional		Included	
Compatible Control Systems	Crestron, AMX, Extron		Crestron, AMX, Extron, Art-Net, PjLink	

## FEATURES

- **Large, engaging presentations, even in small spaces** — short throw distance saves space; project a 116" image from just 4' away with minimal shadows and glare
- **Flexible placement** — install using a wall mount (optional) or place on a tabletop or cart
- **Wireless support** — display Chromebook, iOS, Android, Mac and PC screens<sup>2</sup>
- **Manage your display and send announcements remotely** — easy network connectivity; software included

## RECOMMENDED ACCESSORIES

- Short-throw Wall Mount
- PowerLite Pilot 2 Connection and Control Box
- Wireless LAN Module
- Ceiling Mount (ELPMB60W)

See pages 27–29 for product codes and more information.

## CONNECTIVITY



Product shown is PowerLite L200SW. Visit [www.epson.com/support](http://www.epson.com/support) to see the connectivity options for all models listed.

\*Standard limited warranty is 3 years for laser models and 2 years for lamp models. Brighter Futures pricing includes 2-year warranty extension for laser models and 1-year for lamp models.

# Budget-friendly Classroom Projectors

These budget-friendly classroom projectors include built-in tools for quick and simple setup. With built-in Moderator functionality, instructors can simultaneously display and control screens from up to four devices<sup>3\*</sup>.



MODEL	PowerLite E20	PowerLite X49	PowerLite W49
Product Code	V11H981020	V11H982020	V11H983020
Replacement Lamp Code	V13H010L97	V13H010L97	V13H010L97
Road Service Limited Warranty**	3-year	3-year	3-year
Color Brightness (Color Lumens) <sup>8</sup>	3,400	3,600	3,800
White Brightness (White Lumens) <sup>8</sup>	3,400	3,600	3,800
Native Resolution <sup>12</sup>	XGA	XGA	WXGA
Contrast Ratio	Up to 15,000:1	Up to 16,000:1	Up to 16,000:1
Light Source	Lamp	Lamp	Lamp
Light Source Life (Normal/Medium/ECO Hours) <sup>10</sup>	6,000/-/12,000	6,000/-/12,000	8,000/10,000/17,000
Built-in Speaker	5 W	5 W	5 W
Epson iProjection Suite <sup>2</sup> (Moderator <sup>3</sup> , Multi-PC, Device Management)	–	Yes	Yes
Wired Connectivity	–	RJ-45 (Content over IP)	
Wireless Connectivity	–	Optional	
Compatible Control Systems	Crestron, AMX, Extron, Control4	–	–

## FEATURES

- **Impressive image quality** — available in native XGA and WXGA (widescreen) resolutions
- **HDMI digital connectivity** — up to HD-quality video and audio with just one cable
- **Simultaneously display and control multiple device screens** — wirelessly share content from up to four devices with Epson iProjection's built-in Moderator feature<sup>3\*</sup>
- **Long-lasting lamp** — up to 17,000-hour lamp life in ECO Mode on select models<sup>10</sup>

## RECOMMENDED ACCESSORIES

- Wireless LAN Module
- DC-07, DC-13 and DC-21 Document Cameras

See pages 27–29 for product codes and more information.

## CONNECTIVITY



Product shown is PowerLite W49. Visit [www.epson.com/support](http://www.epson.com/support) to see the connectivity options for all models listed.

\*Specifications vary by model.

\*\*Standard limited warranty is 3 years for laser models and 2 years for lamp models. Brighter Futures pricing includes 2-year warranty extension for laser models and 1-year for lamp models.

# Accent Lighting Laser Projectors

A convergence of lighting and display technology, LightScene laser projectors captivate audiences by simultaneously illuminating and projecting on virtually any surface or material. This groundbreaking solution elevates ordinary spaces into stunning visual environments, unleashing dynamic, experiential content. Utilize LightScene to display your school logo, highlight donors, direct students and staff to the library or a particular lecture hall, or even animate digital mascots.



MODEL	EV-110	EV-115
Product Code	V11HA22020	V11HA22120
Product Color	White	Black
Road Service Limited Warranty	3 years	3 years
Color Brightness (Color Lumens) <sup>8</sup>	2,200	2,200
White Brightness (White Lumens) <sup>8</sup>	2,200	2,200
Native Resolution <sup>12</sup>	WXGA (1280 x 800)	
Contrast Ratio	Up to 2,500,000:1	
Light Source Life (Hours) <sup>4</sup>	20,000	20,000
Left/Right Up/Down Movement	180 degrees	
Ball-joint Axis Rotation	360 degrees	
Zoom (Powered)	1.58x	
HDMI/SD Card Slot	1x HDMI /1x SD Card Slot*	
Variable Audio Out	1x Stereo Mini Out	

\*SD card not included. Not all SD cards are supported.

## FEATURES

- **Create head-turning digital signage** — illuminate and project on virtually any surface or material for basic signage, wayfinding, school branding and promotional messaging
- **Blends in discreetly** — sleek, white spotlight design easily blends into its surroundings, offering vertical and horizontal rotation, with flexible mounting on tracks, floors, walls or ceilings
- **Breakthrough laser technology** — provides up to 20,000 hours of light source life<sup>4</sup>, plus a sealed optical engine, for amazing image quality matched by outstanding performance
- **Robust management and control tools** — via Epson’s web-based application or over the network with Crestron, Art-Net and more







# Display and Projector Accessories

## Connectivity

### HDBaseT Transmitter | V12H547020 (ELPHD01)

Maximize convenience with this optional HDBaseT transmitter box, a great companion piece to select models in the PowerLite L Series, 2000 and 5000 Series, as well as the Pro G. Three inputs are featured for easy installation: HDMI, LAN and RS-232 to output into a CAT-5/6 cable.



### Wireless LAN Module | V12H731P02 (ELPAP11)

These high-speed, wireless network adapters plug directly into select Epson projectors and displays, allowing quick and easy access to the LAN or peer-to-peer networks without wires or cables. When used with Epson Projector Management Software, Network Projection and Multi-PC Projection software, they allow users to remotely access and control projectors over the wireless LAN.



- Compliant with 802.11 b/g/n standards
- Compatible with PC or Mac
- Uses USB Type-A connector
- Able to transmit audio

## Sound Enhancement

### Active Speakers | V12H467020 (ELPSP02)

Enhance the learning experience with 30 W of rich, powerful sound. This active speaker set (with built-in amplifiers) lets students clearly hear lessons. The ELPSP02 speakers can be easily mounted on the wall and used with any Epson projector or display, with or without the PowerLite Pilot.



## Audio/Visual Control Systems

### PixiePlus™ | ELPSP10

Featuring a sleek, space-saving design, PixiePlus is an affordable, easy-to-use projector control system designed for in-wall installation.

- Easy installation — installs in any standard wall box
- Save both money and energy — automatic projector shutdown timer feature



### PowerLite Pilot 3 Connection and Control Box | V12H927020 (ELPCB03)

Maximize cable management and control for your classroom projector with the PowerLite Pilot 3, a convenient wall-mounted A/V connection and control box for Epson short-throw and ultra short-throw projectors. Designed to support an array of devices, the PowerLite Pilot 3 streamlines source switching and volume control. With 3x HDMI control buttons (including 1 MHL<sup>13</sup>), you can select from an array of connected classroom devices — and even display two sources side-by-side onscreen at once using your projector's Split Screen feature<sup>14</sup>. You can also use it as an extension box to expand the range of your cables and increase flexibility.



## Whiteboards and Screens

### 100" Whiteboard for Projection and Dry-erase | V12H83100

A combined projection and dry-erase surface, this 100" whiteboard is the ultimate projection partner for classrooms. Ideal for use with your widescreen WXGA projector.

### 100" Whiteboard (16:9) | V12H006A01

Designed for Epson PowerLite and BrightLink ultra short-throw displays, the 100" Da-Lite® IDEA™ Screen offers a matte-finish, magnetic surface with 2.5 gain, which enables high-quality projection with minimal glare or reflection on a dry-erase surface.



### 100" Whiteboard (16:10) | V12H831001

This 100" whiteboard features a matte-white, low-gloss surface. This whiteboard enables high-quality projection with minimal glare or reflection and is ideal for use with widescreen projectors.

# Display and Projector Accessories

## Interactive Pens

**Replacement Pens** | Orange V12H773010 (ELPPN05A) / Blue V12H774010 (ELPPN05B)

These two pens offer interactive drawing and mouse capabilities and simultaneous operation with BrightLink 500 Series, 600 Series and 710Ui interactive displays. Powered by a single AA battery, the pens include a convenient on/off power button with Sleep Mode to prolong battery life.



## Mounting Accessories

**Short-throw Wall Mount** | V12HA39010 (ELPMB64)

Designed exclusively for use with Epson's PowerLite 500 Series short-throw displays, as well as the PowerLite 530 for SMART and BrightLink 536Wi, this wall mount offers an easy, affordable solution for integration with a variety of interactive or standard dry-erase whiteboards. The wide mounting plate and telescopic extension arm offer convenient and flexible installation, while the vertical and horizontal adjustments provide easy image alignment. And, when your short-throw display is attached to the wall mount, there is less shadow interference and glare, which ensures a more optimal presenting and viewing experience.



**Ultra Short-throw Wall Mount** | V12HA06A05 (ELPMB62)

Designed exclusively for use with Epson's PowerLite 600/700/1480 Series ultra-short throw displays, this wall mount offers an easy, affordable solution for integration with a variety of interactive or standard dry-erase whiteboards. The wide mounting plate and telescopic extension arm offer convenient and flexible installation from 53" – 100", while the vertical and horizontal adjustments provide easy image alignment. And, when your ultra short-throw display is attached to the wall mount, there is less shadow interference and glare, which ensures a more optimal presenting and viewing experience.



**Ceiling Mount** | V12H963210 (ELPMB60W) / V12H963110 (ELPMB60B)

Easily project high-quality images from ceilings with the ELPMB60 Ceiling Mount\*. Designed with durability in mind, this state-of-the-art mount provides optimal stability for ceiling and wall-mounted applications. The sleek mount integrates into a variety of settings and features a rotating ball joint, plus image tilt<sup>15</sup>, for convenient projection onto whiteboards, screens and more.



**Lighting Track Mount** | V12H964220 (ELPMB61W) / V12H964120 (ELPMB61B)

Control the distance and orientation of your projector displays with the sleek ELPMB61 Lighting Track Mount\*. Designed with ease-of-use in mind, the ELPMB61 Lighting Track Mount quickly and efficiently connects Epson projectors to compatible lighting tracks<sup>16</sup> for hassle-free integration and enhanced mobility. Featuring a ball joint for 360-degree horizontal and 90-degree vertical movement, plus image tilt<sup>15</sup> this mount is a convenient, flexible solution for projecting onto screens, walls and more.



**Low Ceiling Mount / High Ceiling Mount** | V12H802010 (ELPMB47) / V12H803010 (ELPMB48)

Specifically designed for use with Epson Pro G and L Series projectors, these heavy-duty mounts support up to 165 lb and offer independent adjustments for vertical tilt, horizontal roll, and rotation. The Low Ceiling Mount offers a low-profile, aesthetic design, while the High Ceiling Mount features MicroZone adjustments for fast, precise projector registration. And, their sleek, silver finish blends in with ceilings.



**Adapter Plate for SMART UF55/65/70/75 Series Mount** | V12H870001

A cost-effective solution for extending the life of previous interactive investments, this easy-to-install bracket enables a quick retrofit solution for SMART Board interactive systems using select Epson projectors.



**Universal Projector Kit** | V12H808001 (ELPMBPJG)

Includes a Universal Projector Mount, 3" (76 mm) Fixed Extension Column and Speed-Connect Ceiling Plate.

\* Projector not included.



### Custom Micro-adjustable Projector Mount | V12H809001 (ELPMBPRH)

Specifically designed for use with the Epson Pro G and PowerLite 2000 and 5000 Series.



### Speed-Connect Above-tile Suspended Ceiling Kit | V12H804001 (ELPMBP04)

Provides a host of features that ensure a faster, more secure installation of most lightweight, front-projection models.



### Suspended Ceiling Tile Replacement Kit | V12H805001 (ELPMBP05)

Designed to replace one 2' x 2' ceiling tile or sit above a suspended ceiling.



### Speed-Connect Suspended Ceiling Tile Replacement Kit | V12H806001 (ELPMBP06)

Provides features that ensure a faster, more secure installation of most lightweight, front-projection models.



### 6" Speed-Connect Ceiling Plate | V12H807001 (ELPMBP07)

Offers a clean look and time-saving cable management features while focusing on the speed of installation.



### 9" – 12" Adjustable Extension Column | V12H810001 (ELPMBC02)

Saves installation time and maximizes security.



### 6" Fixed Extension Column | V12H811001 (ELPMBC03)

Lowers projectors to the desired height.



### 3" Fixed Extension Column | V12H812001 (ELPMBC04)

Lowers projectors to the desired height.



## Replacement Lamps FOR AS LOW AS \$59

Epson offers low-cost, user-replaceable lamps for our education customers. Designed to last, these lamps offer a low overall total cost of ownership with your Epson projector.



#### \$59 Lamps

- V13H010L79
- V13H010L80
- V13H010L87
- V13H010L90
- V13H010L91
- V13H010L92
- V13H010L97

#### \$79 Lamps

- V13H010L71
- V13H010L88

#### \$109 Lamps

- V13H010L65
- V13H010L78
- V13H010L94
- V13H010L95

#### \$149 Lamps

- V13H010L75
- V13H010L77

#### \$219 Lamps

- V13H010L93

#### Projector Disclaimers

- 1 Leading 70" class 4K resolution flat panel in a 22' (width) by 27' (depth) classroom-style arrangement. Participants were seated 8' to 27' from the display. When asked to copy down six short items of information from slides being displayed, 58 percent of students ages 12 – 22 copied at least one item incorrectly. Based on U.S. research conducted by Radius Research 2016.
- 2 For wireless functionality, including via the Epson iProjection App, the projector must be configured on a network, either through the Ethernet port on the projector (check model specifications for availability) or via a wireless connection. Check your owner's manual to determine if a wireless LAN module must be purchased separately to enable a wireless connection. Not all Epson projectors are able to be networked. The Epson iProjection App does not support all files and formats. See [www.epson.com](http://www.epson.com) for details.
- 3 Moderator control, Image sharing, Annotation tools, Connecting via QR code and Projector Remote are not available on Epson iProjection for Chromebooks.
- 4 Actual hours may vary depending on mode and usage environment. For the Pro L Series laser projectors, 20,000 hours is the estimated life when the projector is used in Normal Mode in an ordinary environment. The projector has a limited warranty of 3 years or 20,000 hours, whichever comes first; for the BrightLink Pro 1470Ui, BrightLink 710Ui, and PowerLite 700U, 20,000 hours is the estimated projector life when used in Normal Mode. The projector comes with a 3-year limited warranty; for the PowerLite L400/500/600 Series, 20,000 hours is the estimated laser light source life when used in Normal Mode. The projector has a standard limited warranty of 3 years. For LightScene, 20,000 hours is the estimated light source life when used in Normal Mode. The projector has a limited warranty of 3 years or 20,000 hours, whichever comes first.
- 5 Expedited shipping not available in all areas. Road Service orders must be in by 3 p.m. Eastern Time for Next-Business-Day delivery.
- 6 4K Enhancement Technology shifts each pixel diagonally by 0.5 pixels to double the resolution and surpass Full HD image quality.
- 7 Emulation Mode is limited to certain code sets and may not support all codes. Contact Epson Support for the latest supported sets.
- 8 Color brightness (color light output) and white brightness (white light output) will vary depending on usage conditions. Color light output measured in accordance with IDMS 15.4; white light output measured in accordance with ISO 21118.
- 9 Life of the optical engine may vary depending on mode and usage environment. The projector has a standard limited warranty of 3 years.
- 10 Lamp life will vary depending upon mode selected, environmental conditions and usage. Lamp brightness decreases over time.
- 11 Requires Easy Interactive Driver. Certain functionality is only available through Epson Interactive Tools (EIT) software. For a list of supported operating systems, visit [www.epson.com](http://www.epson.com)
- 12 Full HD WUXGA (1920 x 1200), SXGA+ (1400 x 1050), WXGA (1280 x 800), XGA (1024 x 768), SVGA (800 x 600).
- 13 Includes one Mobile High-Definition Link® (MHL) HDMI port.
- 14 Split Screen feature requires remote control. Consult your user manual for input combinations.
- 15 +/- 30 degrees on select models.
- 16 Track not included.



# Document Cameras



Document Cameras

Journey to the intersection of discovery and understanding with Epson document cameras, which allow students and teachers to explore content, objects and complex concepts in real time. With features like one-touch auto focus, digital zoom, HDMI connectivity and a microscope adapter, these essential instructional tools elevate math, science, technology and arts lessons into engaging and dynamic learning experiences.





# Easy-to-use Document Cameras

Engage students like never before with Epson's easy-to-use document cameras. Capture and display books, 3D objects and experiments with amazing HD 1080p resolution. Display content from your tablet, PC or Mac computer, record lessons for viewing at a later time, and give students a more interactive learning experience.



MODEL	DC-07	DC-13	DC-21
Product Code	V12H759020	V12H757020	V12H758020
Zoom	8x Digital	16x Digital	12x Optical, 10x Digital
Pixel Count	2MP	2MP	2MP
Output Resolution (Max.)	1080p	1080p	HD 1080p
Frame Rate	30 fps	30 fps	30 fps
Connectivity (Output)	USB	USB, VGA, HDMI	USB, VGA, HDMI
Capture Area	10.7" x 14.3"	11.7" x 20.7"	11.7" x 20.7"
A/V Recording	Yes	Yes	Yes
Built-in Microphone	Yes	Yes	Yes
Microscope Adapter	Yes	Yes	Yes
SD Card Slot*	–	Yes	Yes
Software Included	Yes	Yes	Yes

## FEATURES

- **Astounding clarity and remarkable detail** — with one-touch auto focus
- **Share magnified images** — microscope adapter included on the DC-13 and DC-21; supports many standard microscopes
- **Record and share audio/video lessons** — built-in microphone and included software; one-touch A/V recording
- **Convenient Freeze and Capture buttons** — easily pause and/or resume the image

## CONNECTIVITY



Product shown is DC-21.  
For more information, visit  
[www.epson.com/documentcameras](http://www.epson.com/documentcameras)

\*SD card not included. Not all SD cards are supported.

# Printers



Cartridge-Free Printers



Workgroup Printing



Multifunction Graphics Printers

Bring color printing back to school with Epson printers and all-in-ones. Ideal for educators, administrators and students alike, this innovative lineup — including our groundbreaking Supertank printers and WorkForce Pro HC printers — makes color printing affordable again.



# Supertank MFP and Printers for Classrooms

Epson's line of WorkForce® and WorkForce Pro Supertank printers feature revolutionary ink replacement technology. They offer an unbeatable combination of value\* and convenience with super-high-capacity ink bottles and packs. These printers come with 2 years of ink guaranteed\*, so you can print thousands of pages black/color\*\* before replacing ink.

Maximize convenience, savings, quality and reliability with these incredible printers. Supertank printers offer the freedom to print in color, with less impact on your supplies budget — plus you'll save up to 80 percent with low-cost replacement ink bottles vs. ink cartridges\*\*\* (ST-2000, ST-3000 and ST-4000 only). It's the smart choice for high-volume, high-quality, hassle-free printing.



PRINTERS

MODEL	WorkForce ST-2000	WorkForce ST-3000	WorkForce ST-4000	WorkForce ST-M1000	WorkForce ST-M3000	WorkForce ST-C8000	WorkForce Pro WF-C5790	WorkForce Pro WF-M5799
Product Code	C11CG22202	C11CG20202	C11CG19202	C11CG94201	C11CG93201	C11CH71202	C11CG02201-LB	C11CG04201-LB
Functionality	Print, Copy, Scan	Print, Copy, Scan	Print, Copy, Scan, Fax	Print	Print, Copy, Scan, Fax	Print, Copy, Scan, Fax	Print, Copy, Scan, Fax	Print, Copy, Scan, Fax
Ink Delivery	Ink bottles					Ink packs		
Included Ink Yield**	~6,500 pgs. bk/ ~5,200 clr	~14,000 pgs. bk/ ~11,200 clr	~14,000 pgs. bk/ ~11,200 clr	~11,000 pgs. bk	~11,000 pgs. bk	~19,500 pgs. bk/ ~14,800 clr	~20,000 pgs. bk ~15,000 clr	~30,000 pgs. bk
ISO Print Speed 1-sided†	10.5/5.0 ISO ppm (bk/clr)	15/8.0 ISO ppm (bk/clr)	15/8.0 ISO ppm (bk/clr)	20 ISO ppm	20 ISO ppm	25 ISO ppm (bk/clr)	24 ISO ppm (bk/clr)	24 ISO ppm (bk)†
ISO Print Speed 2-sided†	6.0/4.0 ISO ppm (bk/clr)	6.5/4.5 ISO ppm (bk/clr)	6.5/4.5 ISO ppm (bk/clr)	9.0 ISO ppm (bk/clr)	9.0 ISO ppm (bk/clr)	21 ISO ppm (bk/clr)	15 ISO ppm (bk/clr)	15 ISO ppm (bk)
Paper Capacity	100 sheets	150 sheets	250 sheets	250 sheets	250 sheets	550 sheets	830 sheets <sup>4</sup>	1,330 sheets <sup>4</sup>
Connectivity	USB, Wi-Fi Direct <sup>®1</sup>	Ethernet, USB, Wireless, Wi-Fi Direct <sup>1</sup>						
Mobile Device/ Chromebook Printing <sup>2</sup>	Yes							
Max. Print Size	Legal			8.5" x 47.2"	8.5" x 47.2"	13" x 236.2"	8.5" x 47.2"	8.5" x 47.2"
IT Administration Tools	-	-	-	-	-	-	Yes	Yes
Warranty	2-year limited warranty							

## FEATURES

- **Supertank monochrome MFP** — comes with up to 2 years of ink guaranteed\*
- **Save up to 80 percent with low-cost ink replacement bottles vs. ink cartridges\*\*\*** — features easy-to-fill, supersized ink tanks (ST-2000, ST-3000, ST-4000 only)
- **Chromebook printing right out of the box** — no additional software is required
- **Ultimate wireless solution, plus Ethernet** — easy iPad®, iPhone®, Android™, tablet and smartphone printing<sup>2</sup>; includes Wi-Fi Direct<sup>1</sup> for network-free printing
- **Epson Solutions Suite Ready** — for WF-C5790, WF-M5799



SUPERTANK

\*Promo valid for ET-M1170, ET-M2170 and ET-M3170 printers purchased through authorized Epson resellers only from 12/1/19 to 9/30/21. Product must be registered before 10/31/21. Limit one 532 ink bottle per claim. Retain your empty 532 ink bottle for submission along with rebate form. Promotion applies to ink only. Purchase qualifying ink bottle between 12/1/2019 – 9/30/2023. Ink receipts must be dated no later than two years after printer purchase. Printer covered by Epson 2-year limited warranty with registration. For promo participation, you must register your product.

\*\*ST-2000/3000/4000 included ink bottle yields based on the ISO/IE 24712 pattern with Epson's methodology. WF-C5790 and WF-M5799 Supertank included ink pack yields are estimated based on ISO/IEC 24711 test in Default Mode printing continuously. Actual ink yields will vary considerably for reasons including images printed, print settings, temperature and humidity. Yields may be lower when printing infrequently or predominantly with one ink color. All ink colors are used for printing and printer maintenance, and all colors must be available for printing. For more information, visit [www.epson.com/inkinfo](http://www.epson.com/inkinfo)

\*\*\*Savings comparison based on the purchase cost of replacement ink bottles and the cost of enough cartridges to achieve the total page yields of the bottles using the manufacturers' online prices and yields for the highest-capacity cartridges for the best-selling similarly featured consumer inkjet printers priced at \$499 USD or less per industry available data, October 2020. Actual savings will vary based on print tasks, print volumes and usage conditions.

# Classroom and Workgroup Printers

Classrooms evolving towards 1:1 learning and mobile device usage are on the rise. Epson printers have evolved, too, with a full portfolio of desktop and mobile printers that come equipped with wireless connectivity and mobile device printing<sup>2</sup>.

Ideal for fast, high-volume, low-cost printing, Epson WorkForce and WorkForce Pro printers offer heavy-duty, reliable performance, plus easy, cost-effective print management for your entire education network.



MODEL	Mobile Printing	Letter, Legal, Color			Monochrome		13" x 19"		
	WorkForce EC-C110*	WorkForce Pro EC-4020*	WorkForce Pro EC-4030*	WorkForce Pro EC-4040*	WorkForce Pro WF-M5299*	WorkForce Pro WF-M5799*	WorkForce Pro EC-C7000*	WorkForce WF-C8190*	WorkForce WF-C8690*
Product Code	C11CH25202	C11CF74203	C11CG01205	C11CF75203	C11CG07201	C11CG04201	C11CH67202	C11CG70201	C11CG68201
Functionality	Print	Print, Copy, Scan, Fax	Print, Copy, Scan, Fax	Print, Copy, Scan, Fax	Print	Print, Copy, Scan, Fax	Wide-format Print	Wide-format Print	Wide-format Print, Copy, Scan, Fax
Ink Delivery	Ink cartridges				Ink packs		Ink cartridges		
Highest Replacement Ink Yield**	~250 pgs. bk/ ~200 clr	~2,600 pgs. bk/ ~1,900 clr	~2,600 pgs. bk/ ~1,900 clr	~2,600 pgs. bk/ ~1,900 clr	~40,000 pgs. bk	~40,000 pgs. bk	~2,200 pgs. bk/ ~1,100 clr	~11,500 pgs. bk/ ~8,000 clr	~11,500 pgs. bk/ ~8,000 clr
ISO Print Speed 1-sided <sup>†</sup>	AC: 6.7/3.8 With AC adaptor ISO ppm (bk/clr)	20 ISO ppm (bk/clr)	20 ISO ppm (bk/clr)	24/22 ISO ppm (bk/clr)	24 ISO ppm (bk) <sup>††</sup>	24 ISO ppm (bk) <sup>††</sup>	25 ISO ppm (bk/clr)	24 ISO ppm (bk/clr)	24 ISO ppm (bk/clr)
ISO Print Speed 2-sided <sup>†</sup>	—	12 ISO ppm (bk/clr)	12 ISO ppm (bk/clr)	14 ISO ppm (bk/clr)	15 ISO ppm (bk) <sup>††</sup>	15 ISO ppm (bk) <sup>††</sup>	16 ISO ppm (bk/clr)	16 ISO ppm (bk/clr)	16 ISO ppm (bk/clr)
Paper Capacity	20 sheets	250 sheets	500 sheets	500 sheets	1,330 sheets <sup>‡</sup>	1,330 sheets <sup>‡</sup>	550 sheets	1,835 sheets <sup>‡</sup>	1,835 sheets <sup>‡</sup>
Connectivity	Ethernet, USB, Wireless, Wi-Fi Direct <sup>1</sup>								
Mobile Device/Chromebook Printing <sup>2</sup>	Yes								
Max. Print Size	Legal				8.5" x 47.2"		13" x 47.2"		
IT Administration Tools	No	No	No	No	Yes	Yes	—	Yes	Yes
First Page Out Time***	20.55 sec	5.78 sec	5.78 sec	5.92 sec	4.52 sec	4.48 sec	8.5 sec	5.14 sec	5.14 sec
Warranty	2-year limited warranty								

## FEATURES

- **Performance you can count on** — amazing quality, fast speeds and exceptional reliability to meet your classroom printing needs
- **Chromebook printing right out of the box** — no additional software is required
- **Ultimate wireless solution** — easy iPad, iPhone, Android, tablet and smartphone printing<sup>2</sup>; includes Wi-Fi Direct<sup>1</sup> for network-free printing
- **Print on the go** — lightweight, small printer for out-of-town teachers' conferences or class field trips (EC-C110 only)
- **Epson Solutions Suite Ready** — for WF-M5299, WF-M5799, WF-C8190, WF-C8690

\*Designed for use exclusively with Epson cartridges or ink packs (ink delivery varies by model).

\*\*Replacement cartridge and ink pack yields are based on ISO/IEC 24711 tests in Default Mode printing continuously. Actual ink yields will vary considerably for reasons including images printed, print settings, temperature and humidity. Yields may be lower when printing infrequently or predominantly with one ink color. All ink colors are used for printing and printer/all-in-one maintenance, and all colors have to be installed for printing. For print quality, part of the ink from the included cartridges or packs is used for printer startup and a variable amount of ink remains in the cartridges or packs after the "replace cartridge" or "replace ink pack" signal. For more information, see [www.epson.com/inkinfo](http://www.epson.com/inkinfo)

\*\*\*First page out times are measured in accordance with ISO/IEC 17629. Actual print times will vary based on factors including system configuration, software, and page complexity.





### WorkForce Pro – Letter, Legal, Color, IT Tools

MODEL	WorkForce Pro WF-C5210*	WorkForce Pro WF-C5290*	WorkForce Pro WF-C5710*	WorkForce Pro WF-C5790*	WorkForce Pro WF-6090*	WorkForce Pro WF-6590*
Product Code	C11CG06201	C11CG05201	C11CG03201	C11CG02201	C11CD47201-NA	C11CD49201-NA
Functionality	Print		Print, Copy, Scan, Fax		Print	Print, Copy, Scan, Fax
Ink Delivery	Ink packs				Ink cartridges	
Highest Replacement Ink Yield**	~10,000 pgs. bk/~5,000 clr		~10,000 pgs. bk/~5,000 clr		~11,500 pgs. bk/~8,000 clr	
ISO Print Speed 1-sided†	24 ISO ppm (bk clr)					
ISO Print Speed 2-sided†	15 ISO ppm (bk clr)					
Paper Capacity	830 sheets <sup>4</sup>	830 sheets <sup>4</sup>	830 sheets <sup>4</sup>	830 sheets <sup>4</sup>	1,580 sheets <sup>4</sup>	1,580 sheets <sup>4</sup>
Connectivity	Ethernet, USB, Wireless, Wi-Fi Direct <sup>1</sup> , PCL <sup>3</sup> /PS					
Mobile Device/Chromebook Printing <sup>2</sup>	Yes					
Max. Print Size	8.5" x 47.2"					
IT Administration Tools	Yes					
First Page Out Time***	4.93 sec	4.94 sec	4.93 sec	4.94 sec	5.75 sec	5.75 sec
Warranty	2-year limited warranty					

## FEATURES

- **Low total cost of ownership** — uses up to 60% less power than monochrome laser printers (WF-M5299, WF-M5799.); save up to 40 percent on low-cost replacement ink packs vs. color laser toner (WF-C5790, WF-C5710, WF-C5290, WF-C5210)<sup>5</sup>
- **Versatile paper handling** — auto 2-sided printing with multiple trays for uninterrupted printing with different paper types
- **PaperCut™ ready** — customizable print management option; manage and track prints from touchscreen via user login or ID card
- **Security features** — PIN number certification for job release; user control access, printer and network settings via Web Config with printer's IP address; SSL/TLS security; IPsec
- **Epson Solutions Suite Ready** — for WF-C5290, WF-C5790, WF-6590

## RECOMMENDED ACCESSORIES

### WorkForce Pro WF-C5000 Series

- Optional 500-sheet Paper Cassette Tray (C12C932871)
- Maintenance Box (T671600)

### WorkForce Pro WF-C8000 Series

- Optional 500-sheet Paper Cassette Tray (C12C932611)
- Optional Cabinet (C12C932891)
- Maintenance Box (T671400) (C13T671200)

# High-volume/Wide-format Distributed Printing for Offices, Libraries and Media Centers

Epson's WorkForce Pro HC printers with Replaceable Ink Pack Systems offer fast tabloid printing and scanning for pages up to 13" x 19". Their versatility is ideal for printing posters, flyers and worksheets for both students and staff.



MODEL	WORKFORCE PRO HC			
	WorkForce Pro WF-C529R*	WorkForce Pro WF-C579R*	WorkForce Pro WF-C878R*	WorkForce Pro WF-C879R*
Product Code	C11CG79201BU	C11CG77201BU	C11CH60201	C11CH35201
Functionality	Print	Print, Copy, Scan, Fax	Print, Copy, Scan, Fax	Print, Copy, Scan, Fax
Ink Delivery	Ink packs	Ink packs	Ink packs	Ink packs
Highest Replacement Ink Yield**	~50,000 pgs. bk/ ~20,000 clr	~50,000 pgs. bk/ ~20,000 clr	~86,000 pgs. bk/ ~50,000 clr	~86,000 pgs. bk/ ~50,000 clr
ISO Print Speed 1-sided <sup>1</sup>	24 ISO ppm (bk/clr)	24 ISO ppm (bk/clr)	25/24 ISO ppm (bk/clr)	26/25 ISO ppm (bk/clr)
ISO Print Speed 2-sided <sup>1</sup>	16 ISO ppm (bk/clr)	16 ISO ppm (bk/clr)	17/16 ISO ppm (bk/clr)	18/17 ISO ppm (bk/clr)
Paper Capacity	Up to 1,330 sheets <sup>4</sup>	Up to 1,330 sheets <sup>4</sup>	Up to 1,835 sheets <sup>4</sup>	Up to 1,900 sheets <sup>4</sup>
Connectivity	Ethernet, USB, Wireless, Wi-Fi Direct <sup>1</sup> , PCL <sup>3</sup> /PS			
Mobile Device/Chromebook Printing <sup>2</sup>	Yes	Yes	Yes	Yes
Max. Print Size	8.5" x 47.2"	8.5" x 47.2"	13" x 19"	13" x 19"
IT Administration Tools	Yes	Yes	Yes	Yes

## FEATURES

- **Low total cost of ownership** — up to 75% lower total printing cost vs. color laser\*\*\*
- **Versatile paper handling** — auto 2-sided printing with multiple trays for uninterrupted printing with different paper types; print up to 13" x 19", plus auto 2-sided printing and high-capacity paper trays
- **Solution ready** — customizable print management option; manage and track prints from touchscreen via user login or ID card; available solution sold separately
  - o **Epson Solutions Suite:** Epson Print Admin, Epson Print Admin Serverless\*\*\*\*
  - o **Partner Solutions:** Kofax Equitrac, Kofax eCopy, PaperCut
- **Security features** — PIN number certification for job release; user control access; printer and network settings via Web Config with printer's IP address; SSL/TLS security; IPsec

## RECOMMENDED ACCESSORIES

- WorkForce Pro WF-C529R, WF-C579R
- Optional 500-sheet Paper Cassette (C12C932871)
  - Maintenance Box (T671600)
- WorkForce Pro WFC529R, WF-C579R
- Low Cabinet (C12CFM7066)
  - Medium Cabinet (C12CFM7067)
  - Tall Cabinet (C12CFM7068)
- WF-C878R/WF-C879R
- Optional 500-sheet Paper Cassette (C12C932611)
  - Maintenance Box (T671400)
  - Optional Stand (C12C934321)
  - Low Cabinet (C12CFM70380)
  - Tall Cabinet (C12CFM70301)
- WF-C879R
- Optional Manual Stapler (C12C934361)
  - Staple Cartridge (C12C934911)



## WHAT IS THE REPLACEABLE INK PACK SYSTEM (RIPS)?

WorkForce Pro printers, featuring Epson's Replaceable Ink Pack System, use high-capacity ink packs to help reduce total operating costs, providing amazingly affordable, low-cost printing plus versatile media handling for budget-minded schools.

The replacement ink packs for the WF-C529R and WF-C579R deliver enough ink to print up to 50,000 ISO pages black/20,000 color\*\* — equivalent to about 100 reams of paper.

# Ultra High-speed Multifunction Network Printers

Epson's flagship color multifunction network printers speed through prints at up to 100 ISO ppm† (WF-C21000), the fastest in its class<sup>6</sup>. Powered by PrecisionCore Heat-Free Technology™, they deliver brilliant-quality output. Powerful but efficient printers, they feature the lowest power consumption in their class<sup>6</sup>, to keep operating costs in check, and can be installed with any 110 V outlet.



PRINTERS

MODEL	WorkForce Enterprise WF-C20600	WorkForce Enterprise WF-C20750	WorkForce Enterprise WF-C21000	WorkForce Enterprise WF-M21000
Product Code	C11CH86201	C11CH87201	C11CH88201	C11CJ87201
Functionality	Print, Copy, Scan, Fax	Print, Copy, Scan, Fax	Print, Copy, Scan, Fax	Print, Copy, Scan, Fax
Ink Delivery	Ink cartridges			
Highest Replacement Ink Yield**	~50,000 (x2) pgs. bk/ ~50,000 clr	~50,000 (x2) pgs. bk/ ~50,000 clr	~50,000 (x2) pgs. bk/ ~50,000 clr	~60,000 (x2) pgs. bk
ISO Print Speed 1-sided†	60 ISO ppm (bk clr)	75 ISO ppm (bk clr)	100 ISO ppm (bk clr)	100 ISO ppm (bk)††
ISO Print Speed 2-sided†	60 ISO ppm (bk clr)	75 ISO ppm (bk clr)	100 ISO ppm (bk clr)	100 ISO ppm (bk)††
Paper Capacity	Up to 5,350 sheets <sup>4</sup>	Up to 5,350 sheets <sup>4</sup>	Up to 5,350 sheets <sup>4</sup>	Up to 5,350 sheets <sup>4</sup>
Connectivity	USB, Wireless, Ethernet, Fax (optional)			
Mobile Device/Chromebook Printing <sup>2</sup>	Yes	Yes	Yes	Yes
Max. Print Size	13" x 19"	13" x 19"	13" x 19"	13" x 19"
IT Administration Tools	Yes	Yes	Yes	Yes

## FEATURES

- **Breakthrough print speed** — 100 ISO ppm† on the WF-C21000, the fastest in its class<sup>6</sup>
- **Quality without compromise** — advanced PrecisionCore Heat-Free Technology and a stationary line head deliver both speed and professional-quality output
- **Solution ready** — customizable print management option; manage and track prints from touchscreen via user login or ID card; available solution sold separately
  - o **Epson Solutions Suite:** Epson Print Admin, Epson Print Admin Serverless
  - o **Partner Solutions:** Kofax Equitrac, Kofax eCopy, PaperCut and MyQ
- **Conserve energy** — lowest power consumption in their class<sup>6</sup>, works with any 110 V outlet

## RECOMMENDED ACCESSORIES

- Optional High-capacity Input Tray (C12C933331)
- Optional Paper Cassette Lock (C12C933231)
- Optional Professional Staple Finisher (C12C935031BU)
- Optional Professional Booklet Finisher (C12C935061BU)



This intuitive 9" interface makes it easy to do more — print, copy, scan — with just a touch.

CENTRALIZED PRINTING

\*Designed for use exclusively with Epson cartridges or ink packs (ink delivery varies by model).


\*\*Replacement cartridge and ink pack yields are based on ISO/IEC 24711 tests in Default Mode printing continuously. Actual ink yields will vary considerably for reasons including images printed, print settings, temperature and humidity. Yields may be lower when printing infrequently or predominantly with one ink color. All ink colors are used for printing and printer/all-in-one maintenance, and all colors have to be installed for printing. For print quality, part of the ink from the included cartridges or packs is used for printer startup and a variable amount of ink remains in the cartridges or packs after the "replace cartridge" or "replace ink pack" signal. For more information, see [www.epson.com/inkinfo](http://www.epson.com/inkinfo)

\*\*\*Compared with best-selling, single-function and multifunction color laser printers priced at \$2,000 (USD) or less and with speeds of 40 ppm or less per industry available data as of June 2018. Calculation based on continuous printing with highest-capacity individual cartridges sold in retail. Actual savings will vary based on print task and use conditions.

\*\*\*\*Epson Print Admin Serverless is only available for WF-C879R.

# Large-format Single and Multifunction Graphics Printers

Produce professional-quality graphics and signs for a fraction of the cost of outsourcing printing. Whether you're looking to print posters for a fundraiser or student performance, backlit film for a lighted display, or simple plain-paper flyers, it's all in a day's work with Epson SureColor T-Series printers.



SureColor T2170 and T5470M shown

MODEL	24"						36"					44"	
	SureColor T2170*	SureColor T3170*	SureColor T3170x	SureColor T3170M*	SureColor T3475*	SureColor T3270*	SureColor T5170*	SureColor T5470M*	SureColor T5475*	SureColor T5270*	SureColor T5270D*	SureColor T7270*	SureColor T7270D*
Product Code	SCT2170SR	SCT3170SR	SCT3170x	SCT3170MSR	SCT3475SR	SCT3270SR	SCT5170SR	SCT5470M	SCT5475SR	SCT5270SR	SCT5270DR	SCT7270SR	SCT7270DR
Max. Width	24"	24"	24"	24"	24"	24"	36"	36"	36"	36"	36"	44"	44"
Number of Rolls	Single	Single	Single	Single	Single	Single	Single	Single	Single	Single	Dual	Single	Dual
Ink Type	UltraChrome® XD2	UltraChrome XD2	Pigment Black / Dye Color	UltraChrome XD2	UltraChrome XD2	UltraChrome XD	UltraChrome XD	UltraChrome XD2	UltraChrome XD2	UltraChrome XD	UltraChrome XD	UltraChrome XD	UltraChrome XD
Largest Replacement Ink Size	80 mL (Black)	80 mL (Black)	140 mL (bottle)	80 mL (Black)	750 ml	700 mL	80 mL (Black)	350 mL (Black)	750 ml	700 mL	700 mL	700 mL	700 mL
D-size Print (24" x 34") <sup>7</sup>	43 sec.	34 sec.	34 sec.	34 sec.	25 sec.	28 sec.	31 sec.	22 sec.	22 sec.	25 sec.	25 sec.	25 sec.	25 sec.
Scanner	–	–	–	Yes	–	–	–	Yes	–	Optional 36"	Optional 36"	Optional 36"	Optional 36"
Connectivity	Ethernet, Wireless, USB	Ethernet, Wireless, USB	Ethernet, Wireless, USB	Ethernet, Wireless, USB	Ethernet, Wireless, USB	USB or Ethernet	Ethernet, Wireless, USB	Ethernet, Wireless, USB	Ethernet, Wireless, USB	USB or Ethernet	USB or Ethernet	USB or Ethernet	USB or Ethernet
Internal Print Server	–	–	–	–	–	Optional 320GB	–	–	–	Optional 320GB	Optional 320GB	Optional 320GB	Optional 320GB
USB Direct Print	–	–	–	Yes	Yes	–	–	Yes	Yes	–	–	–	–

## FEATURES

- **No need to laminate** — prints are water resistant and smudge resistant with UltraChrome XD and UltraChrome XD2 pigment ink
- **Low cost of operation** — high-capacity ink cartridges up to 700 mL and Supertank options for low printing costs
- **Versatile** — print a variety of media, including rigid posterboard up to 1.5 mm thick\*\*
- **Optional 320GB internal print server** — remotely manage print queues and save and reprint jobs (available for select models; sold separately)

## RECOMMENDED ACCESSORIES

- Optional Stand (C12C933151) – T2170/T3170/T3170M only
- Multifunction Scanner Module for 36" (SCT36SCAN)<sup>Δ</sup> – Tx270x only
- Multifunction Scanner Module for 44" (SCT44SCAN)<sup>Δ</sup> – Tx270x only
- 320GB Internal Print Server (C12C848031) – Tx270x only

<sup>Δ</sup> Not compatible with SureColor T3270

### Printer Disclaimers

\* This product uses only genuine Epson-brand cartridges or ink packs (ink delivery varies by model). Other brands of ink supplies are not compatible and, even if described as compatible, may not function properly.

\*\* SureColor T3270/T5270/T5270D/T7270/T7270D only.

† Black and color print speeds are measured in accordance with ISO/IEC 24734. Actual print times will vary based on factors including system configuration, software, and page complexity. For more information, visit [www.epson.com/printspeed](http://www.epson.com/printspeed)

†† Black and color copy speeds are determined in accordance with ISO/IEC 29183. Actual copy times will vary based on system configuration and page complexity. For more information, visit [www.epson.com/copyspeed](http://www.epson.com/copyspeed)

1 Wi-Fi CERTIFIED™; level of performance subject to the range of the router being used. Wi-Fi Direct may require printer software.

2 Most features require an Internet connection to the printer, as well as an Internet- and/or email-enabled device. For a list of Epson Connect™ enabled printers and compatible devices and apps, visit [www.epson.com/connect](http://www.epson.com/connect)

3 Not all media types are supported for PCL printing.

4 With optional paper tray(s). Number of optional trays varies by model.

5 WF-M5299/WF-M5799 compared to similarly featured mono laser printers priced at \$999 (USD) or less and 40 ppm or less based on industry available data as of July 2019. Actual power savings will vary by product model and usage. WF-C5790/WF-C5710/WF-C5290/WF-C5210 actual savings will vary based on print tasks, print volumes and usage conditions. Savings comparison based on the purchase cost of replacement ink packs and the cost of enough color toner cartridges to achieve the total page yields of the ink packs using the manufacturers' online prices and yields for the highest-capacity toner cartridges for the best-selling similarly featured color laser printers priced at \$999 (USD) or less with speeds of 40 ppm or less per industry-available data as of July 2019.

6 WF-C20600/C20750/C21000 compared to similarly featured color multifunction printers with speeds of 45 ppm or greater based on industry available data, October 2019. M21000 compared to similarly featured A3 mono MFPs and copiers at 70 ppm or higher based on industry available data as of June 2020. Actual power savings will vary by product model and usage.

7 Print speeds are based on the print engine speed only. Total throughput time for any print depends on workstation configuration, file size, print resolution, ink coverage, networking, etc. Actual print speeds will vary.





EPSON

SC-T3170x

SureColor T3170x shown

# Scanners

Maximize productivity and simplify file management. Our wide array of mobile, desktop, flatbed, photo and large-format scanners makes it easy to capture important student documents, artwork, photos and more.



Mobile Scanners



Desktop/Workgroup Scanners



Flatbed Scanners



Photo and Graphic Arts Scanners





# Document Scanners for Staff on the Go

These lightweight mobile document scanners let educators and administrators scan documents, ID cards and more, whether working on campus or remotely. For even more flexibility, this versatile lineup includes wireless and ADF models for easy, efficient organization in virtually any setting.



MODEL	WorkForce DS-70	WorkForce DS-80W	Epson DS-320
Product Code	B11B252202	B11B253202	B11B243201
Warranty <sup>1</sup>	3-year	3-year	3-year
Power Source	USB	USB or battery	AC or USB*
ADF Capacity	–	–	20 pages
Simplex/Duplex Scan Speeds	10 ppm <sup>2</sup> /–	15 ppm <sup>2</sup> /–	25 ppm/50 ipm <sup>3</sup>
Wireless	–	Yes	–
TWAIN/ISIS <sup>®</sup> Drivers	TWAIN	TWAIN	Both
Scan-to-cloud <sup>4</sup> /OCR Software	Yes	Yes	Yes
Max. Page Length	72"	72"	44"
Network Interface Unit	–	–	–
Optical Resolution (dpi)	600	600	600

## FEATURES

- **Organization on the go** — scanners easily fit in a shoulder bag or briefcase
- **Scan to online storage accounts<sup>4</sup>** — intuitively scan to Dropbox<sup>®</sup>, SharePoint<sup>®</sup>, Evernote<sup>®</sup>, FileBound, Google Drive<sup>™</sup> and more
- **Generate searchable and editable files** — scan to editable Word and Excel<sup>®</sup> files or searchable PDF files
- **Powerful software included** — Epson Scan 2, Epson Document Capture and more

## RECOMMENDED ACCESSORIES

- Maintenance Sheet Kit for DS-70/DS-80W (B12B819481)
- Carrier Sheets for DS-70/DS-80W (B12B819451)
- Separation Pad for DS-320 (B12B819271)
- Pick-up Roller for DS-320 (B12B819251)

\*USB power requires USB 3.0 connection port on your computer.

# Document Scanners for Records, Grading, Forms and More

These fast, efficient and compact desktop/workgroup scanners breeze through stacks of 2-sided documents — plus rigid ID cards, folded pages up to 11" x 17"\* and more. Designed for situations where speed is critical and dependability is paramount, these workgroup scanners offer world-class performance at a significant value.



MODEL	Epson DS-410	Epson DS-530 II	Epson DS-575W II	Epson DS-730N	Epson DS-770 II	Epson DS-780N	Epson DS-870	Epson DS-970	Epson DS-30000	Epson DS-32000
Product Code	B11B249201	B11B261202	B11B263202	B11B259201	B11B262201	B11B227201	B11B250201	B11B251201	B11B256201	B11B255201
Limited Warranty <sup>1</sup>	3-year	3-year	3-year	3-year	3-year	3-year	3-year	3-year	3-year	3-year
ADF Capacity	50 sheets	50 sheets	50 sheets	100 sheets	100 sheets	100 sheets	100 sheets	100 sheets	120 sheets	120 sheets
Simplex/Duplex Scan Speeds	26 ppm/ 52 ipm <sup>5</sup>	35 ppm/ 70 ipm <sup>5</sup>	35 ppm/ 70 ipm <sup>5</sup>	40 ppm/ 80 ipm <sup>5</sup>	45 ppm/ 90 ipm <sup>6</sup>	45 ppm/ 90 ipm <sup>6</sup>	65 ppm/ 130 ipm <sup>5</sup>	85 ppm/ 170 ipm <sup>5</sup>	70 ppm/ 140 ipm <sup>5</sup>	90 ppm/ 180 ipm <sup>5</sup>
TWAIN/ISIS Drivers	Both	Both	Both	Both	Both	Both	Both	Both	Both	Both
Scan-to-cloud <sup>2</sup> / OCR Software	Yes	Yes	Yes	Yes	Yes	Yes	Yes	Yes	Yes	Yes
Max. Width	8.5"	8.5"	8.5"	8.5"	8.5"	8.5"	8.5"	8.5"	12"	12"
Max. Page Length	120"	240"	240"	240"	240"	240"	240"	240"	220"	220"
Network Interface Unit	—	—	—	Built-in (RJ-45)	—	Built-in (RJ-45)	Optional unit	Optional unit	—	—
Optical Resolution (dpi)	600	600	600	600	600	600	600	600	600	600

## FEATURES

- **Seamless compatibility with document management systems** — TWAIN and ISIS drivers available for easy integration with existing software<sup>7</sup>
- **World-class performance and reliability** — advanced paper feed technology includes Dynamic Skew Correction and Double-feed Detection
- **Scan to online storage accounts<sup>4</sup>** — intuitively scan to Dropbox, Google Drive, SharePoint, Evernote and more
- **Generate searchable and editable files** — scan to editable Word and Excel files or searchable PDF files<sup>5</sup>; OCR software included

## RECOMMENDED ACCESSORIES

- Network Interface Unit for DS-870/DS-970 only (B12B808441)
  - Flatbed Dock\*\* for DS-530 II/770 II/870/970 (B12B819011)
- Carrier Sheets
- DS-410 (B12B813431)
  - DS-530 II/575W II/770 II/780N/DS-30000/DS-32000 (B12B819051)
- Roller Assembly Kit
- DS-530 II/575W II/730N/770 II (B12B819671)
  - DS-780N/DS-870/DS-970 (B12B819031)
  - DS-30000, DS-32000 Pick-up Roller (B12B819611)
  - DS-30000, DS-32000 Separation Roller (B12B819631)
- Advanced Roller Kit
- DS-870/DS-970 (B12B819711)

<sup>4</sup>Requires optional carrier sheet (sold separately).

\*\*Requires Epson Perfection® V19/V39 flatbed scanner (sold separately).



# Document Scanners for High-speed, High-volume Scanning

Offering high-speed duplex document scanning\* along with flatbed versatility, these scanners are the smart solution for fast, easy scanning for virtually any need. Use the high-capacity ADFs\* to blaze through stacks of 1- or 2-sided documents, or use the flatbed to scan hardbound books or other odd-sized items.



MODEL	Epson DS-1630	WorkForce DS-6500	WorkForce DS-7500	WorkForce DS-50000	WorkForce DS-60000	WorkForce DS-70000
Product Code	B11B239201	B11B205221	B11B205321	B11B204121	B11B204221	B11B204321
Limited Warranty <sup>1</sup>	3-year	3-year	3-year	3-year	3-year	3-year
ADF Capacity	50 sheets	100 sheets	100 sheets	–	200 sheets	200 sheets
Simplex/Duplex Scan Speeds	25 ppm/10 ipm <sup>5</sup>	25 ppm/50 ipm <sup>9</sup>	40 ppm/80 ipm <sup>9</sup>	–	40 ppm/80 ipm <sup>12</sup>	70 ppm/140 ipm <sup>12</sup>
TWAIN/ISIS Drivers	Both	Both	Both	Both	Both	Both
Scan-to-cloud <sup>4</sup> / OCR Software	–	Yes	Yes	Yes	Yes	Yes
Max. Page Length	–	40" <sup>10</sup> (ADF)/11.7" (flatbed)	40" <sup>10</sup> (ADF)/11.7" (flatbed)	17" <sup>11</sup>	100" (ADF) <sup>13</sup> / 17" (flatbed)	100" (ADF) <sup>13</sup> / 17" (flatbed)
Network Interface	Optional unit	Optional unit	Optional unit	Optional unit	Optional unit	Optional unit
Optical Resolution (dpi)	600 (ADF)/1200 (flatbed)	600 (ADF)/1200 (flatbed)	600 (ADF)/1200 (flatbed)	600	600	600
Flatbed Size	8.5" x 11.7"	8.5" x 11.7"	8.5" x 11.7"	11.7" x 17" <sup>13</sup>	11.7" x 17"	11.7" x 17"

## FEATURES

- **Achieve remarkable results** — 4-line CCD sensor (RGB and black) provides vivid color and crisp, sharp text (not available on DS-1630)
- **Work smarter and more efficiently** — ultra fast speeds, long-paper scanning up to 100", built-in high-capacity ADFs, plus auto duplex scanning\*
- **Seamless compatibility with document management systems** — TWAIN and ISIS drivers included for easy integration with existing software<sup>8</sup>
- **3-year limited warranty<sup>1</sup> with world-class service and support** — includes Advance Exchange with free Next-Business-Day Replacement<sup>14</sup> to minimize downtime

## RECOMMENDED ACCESSORIES

- Network Scan Module for DS-6500/7500/50000/60000/70000 (B12B808411)
  - Network Interface Unit for DS-1630 (B11B808441)
- Roller Assembly Kit
- DS-6500/7500 (B12B813481)
  - DS-60000/70000 (B12B813501)

\*ADF not available on WorkForce DS-50000.

# Photo and Graphic Arts Scanners

Epson offers a wide range of photo scanners perfect for media centers, libraries and fine arts departments. From artwork and book pages to slides and negatives, Epson photo and graphic arts scanners deliver superior scans with precise color and detail.



MODEL	Epson Perfection V39	Epson Perfection V600 Photo	Epson Perfection V850 Pro	Epson Perfection 12000XL Graphic Arts	Expression 12000XL Photo
Product Code	B11B232201	B11B198011	B11B224201	12000XL-GA	12000XL-PH
Film	–	Yes	Yes	Optional	Yes
Optical Resolution (dpi)	4800 <sup>15</sup>	6400 <sup>15</sup>	6400 <sup>15</sup>	2400	2400
Digital ICE® for Prints/Film	–	Both	Both	–	–
Dual Lens System	–	–	Yes	–	–
Fluid Mount	–	–	Optional	–	–
TWAIN Driver	Yes	Yes	Yes	Yes	Yes
Large Format	–	–	–	Yes	Yes
Max. Scan Area	8.5" x 11.7"	8.5" x 11.7"	8.5" x 11.7"	12.2" x 17.2"	12.2" x 17.2"

## FEATURES

- **Remarkable tonal range and shadow detail** — film scanning with high Dmax for smooth gradations and fine shadow detail
- **Scan 35mm slides, negatives and film** — select models include a built-in Transparency Unit
- **Automatically remove dust and scratches** — Digital ICE Technologies remove many surface defects from film and prints
- **ReadyScan® LED light source** — for fast scans with no warmup time needed

## RECOMMENDED ACCESSORIES

- Fluid Mount Accessory for V800/V850 (B12B818272)
- Transparency Unit for 12000XL-GA (B12B819221)

### Scanner Disclaimers

- 1 For more information, go to [www.epson.com/3yearsscannerwarranty](http://www.epson.com/3yearsscannerwarranty)
- 2 At 300 dpi, based on 8.5" x 11", 1-sheet scan speed; DS-80W speed using the battery.
- 3 Based on letter-sized scans at 300 dpi using the AC adapter.
- 4 With Document Capture Pro installed on the connected PC. Internet connection is required. (Windows only on the DS-860/6500/7500/50000/60000/70000); wirelessly scan to smartphones or tablets (Android/iOS devices) via the Epson DocumentScan app; wirelessly scan to the cloud, PCs or Macs with Epson Document Capture software, installed on the connected Windows PC or Mac. Internet connection is required (DS-80W/575W); with Epson Document Capture software installed on the connected Windows PC or Mac. Internet connection required (DS-320/410/530/770/780N/1630).
- 5 Based on letter-sized scans at 300 dpi in Black-and-White, Grayscale or Color Mode.
- 6 Based on letter-sized scans at 300 dpi in Black-and-White, Grayscale or Color Mode, using the USB interface. Scan speed varies depending on network conditions.
- 7 May require Internet access for software download.
- 8 Windows only on some models. See product specifications for more details.
- 9 Scan speed based on letter-size paper; 300 dpi from when page scan begins.
- 10 Maximum scan size for Mac is 8.5" x 14"; maximum scan size for Windows is 8.5" x 40".
- 11 Maximum scan size for Mac is 11.7" x 16.54"; maximum scan size for Windows is 11.7" x 17".
- 12 Based on 200 dpi, letter-size, in Black-and-White or color.
- 13 Maximum scan size for Mac is 11.7" x 16.54" via the ADF or flatbed; maximum scan size for Windows is 11.7" x 100" via the ADF.
- 14 Subject to limited warranty terms and conditions. Expedited shipping not available in all areas. Road Service orders must be in by 3 p.m. Eastern Time for Next-Business-Day delivery.
- 15 Optical resolution is the maximum scan resolution of the image sensor, using the definition of ISO 14473.





## Contact your local representative with questions or to learn about products and special offers.

### West Region

**Regional Manager:**

Kristan Rudloff  
Local office: 916-524-4219  
Kristan.Rudloff@ea.epson.com

**D'arce Buescher**

Local office: 707-266-4472  
Darce.Buescher@ea.epson.com

**Lori Peacock**

Local office: 562-453-7610  
Lori.Peacock@ea.epson.com

**Talvickeo Banks**

Local office: 501-626-3706  
Talvickeo.Banks@ea.epson.com

**John Harris**

Local office: 808-275-4220 x38372  
John.Harris@ea.epson.com

**Cheryl Arment**

Local office: 214-783-0159  
Cheryl.Arment@ea.epson.com

**Cody Parkhouse**

Local office: 773-658-6618  
Cody.Parkhouse@ea.epson.com

**Ray Masterson**

Local office: 214-394-7551  
Ray.Masterson@ea.epson.com

### East Region

**Regional Manager:**

Ted Marcus  
Local office: 215-830-9950  
Ted.Marcus@ea.epson.com

**Amanda Stoll**

Local office: 248-245-9117  
Amanda.Stoll@ea.epson.com

**Gerald Campana**

Local office: 443-253-6091  
Gerald.Campana@ea.epson.com

**George Poland**

Local office: 203-799-2124  
George.Poland@ea.epson.com

**Barry Sugarman**

Local office: 954-349-4311  
Barry.Sugarman@ea.epson.com

**Joey Pratt**

Local office: 678-371-3226  
Joey.Pratt@ea.epson.com

**Colin Bolado**

Local office: 888-275-4220 x38365  
Colin.Bolado@ea.epson.com

### Inside Sales Groups

**North America**

Manager: Nicole Lopez  
Office: 310-351-6684  
Nicole.Lopez@ea.epson.com

**West Region**

Manager: Nicole Lopez  
Office: 310-351-6684  
Nicole.Lopez@ea.epson.com

**Southeast Region**

Rachelle Sakacs  
Office: 888-275-4220 x38369  
Rachelle.Sakacs@ea.epson.com

**Central Region**

John Harris  
Office: 888-275-4220 x38372  
John.Harris@ea.epson.com

**East Region**

Richard Valdemar  
Office: 888-275-4220 x38362  
Richard.Valdemar@ea.epson.com

**Northeast Region**

Rosa Bierman  
Office: 888-275-4220 x38363  
Rosa.Bierman@ea.epson.com

### Western Canada

**Chris Germain**

Office: 780-217-1309  
Chris.Germain@ea.epson.com

**Marion Randell**

Office: 250-886-6694  
Marion.Randell@ea.epson.com

### Ontario

**Judy Burns**

Office: 416-414-2120  
Judy.Burns@ea.epson.com

**Glenn Ricketts**

Office: 416-520-2053  
Glenn.Ricketts@ea.epson.com

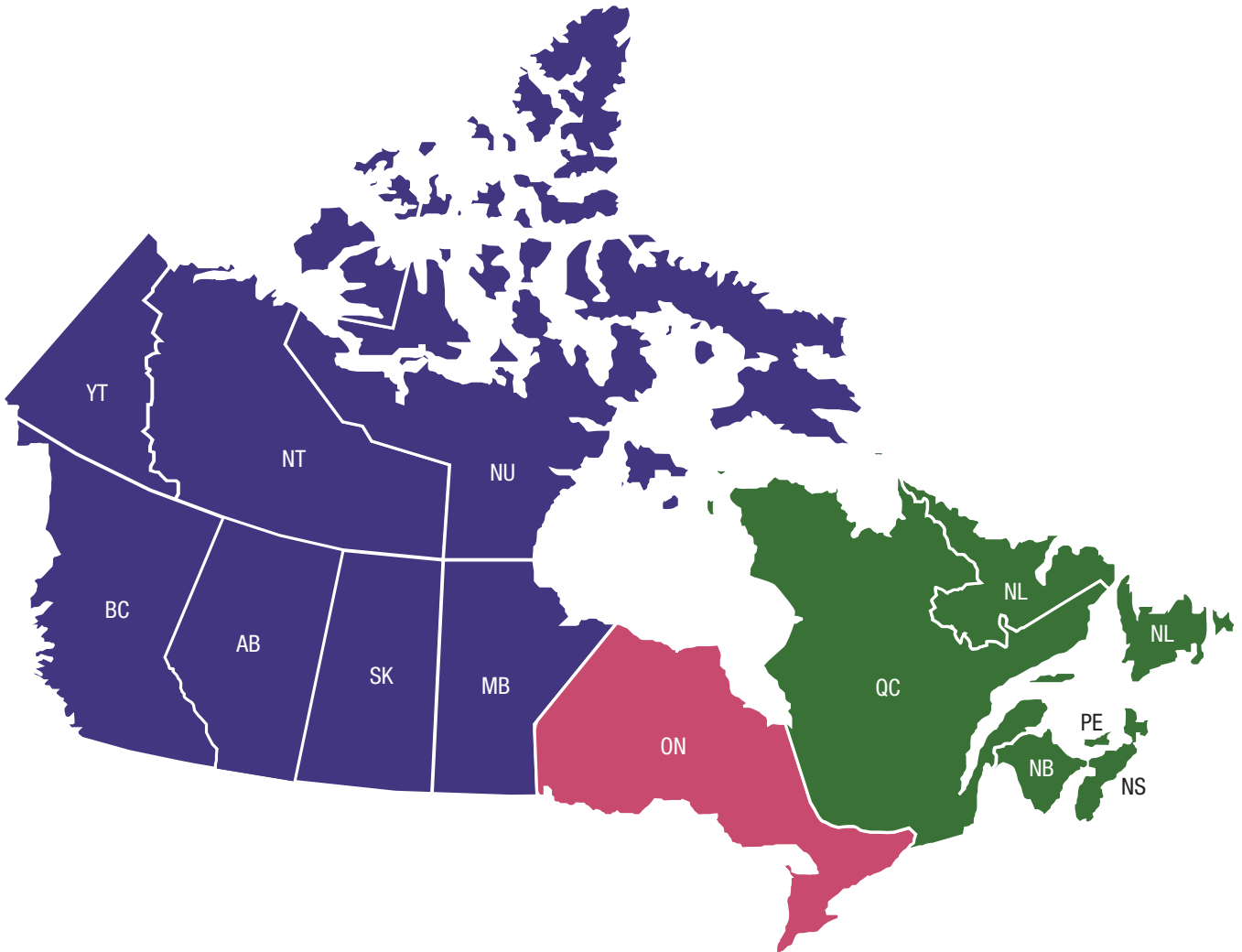
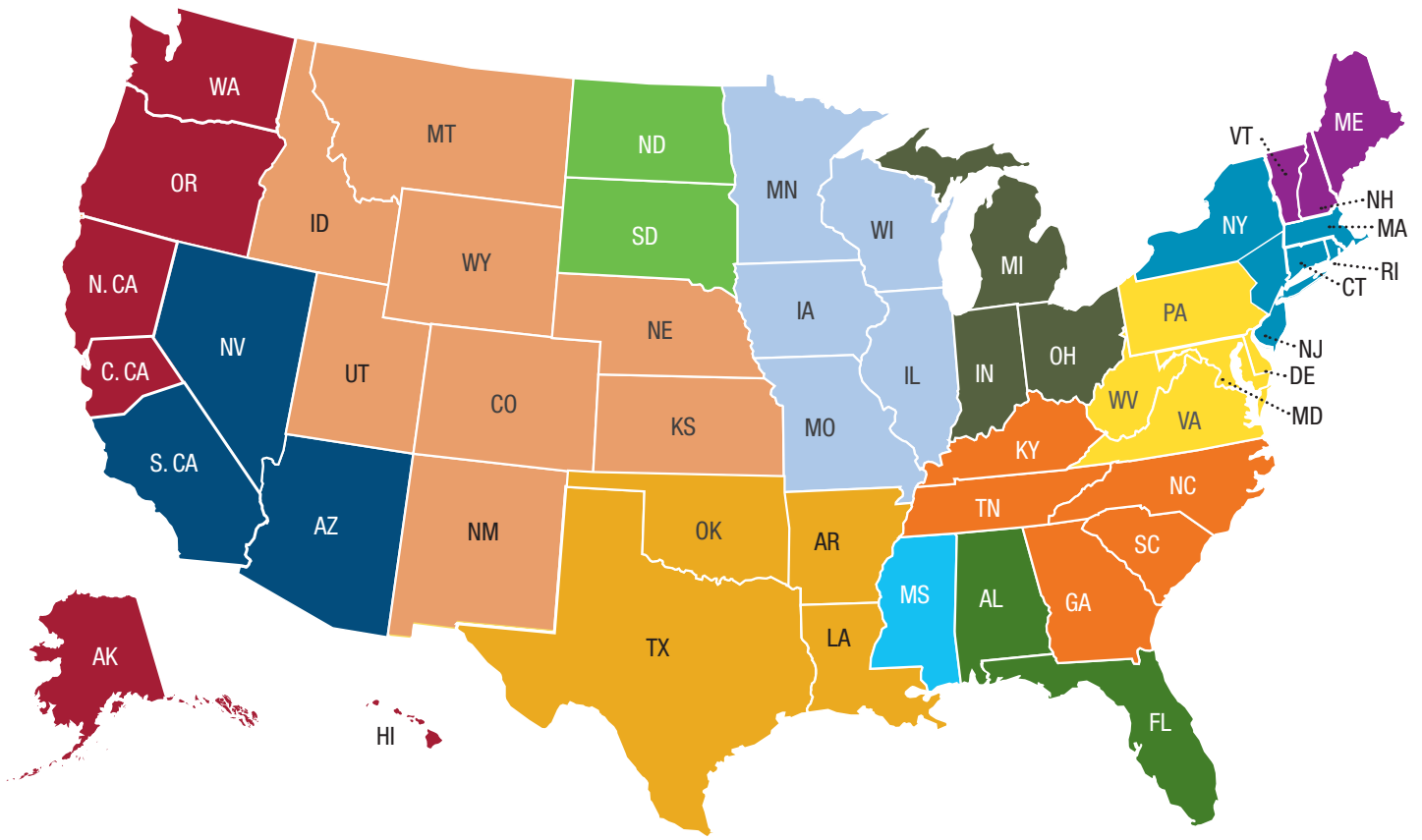
### Eastern Canada

**Judy Burns**

Office: 416-414-2120  
Judy.Burns@ea.epson.com



FIND YOUR SALES REPRESENTATIVE



FIND YOUR SALES REPRESENTATIVE



## Epson Education Solutions

Epson is a leading provider of innovative technology solutions built specially for education that help institutions succeed. We partner with you to offer a seamless experience, working with and across devices, curriculum and infrastructure to best meet your specific needs, focusing on:

- Engaging students
- World-class customer service and support
- Cost-effective, high-quality solutions
- A commitment to the environment

Discover how Epson can help you work toward the future. [www.epson.com/foreducation](http://www.epson.com/foreducation)

**Epson America, Inc.**  
3131 Katella Ave., Los Alamitos, CA 90720  
[www.epson.com](http://www.epson.com)

**Epson Canada Limited**  
185 Renfrew Drive, Markham, Ontario L3R 6G3  
[www.epson.ca](http://www.epson.ca)

**Better Products for a Better Future™**  
[eco.epson.com](http://eco.epson.com)

Product prices and specifications are subject to change without notice. EPSON, Easy Photo Fix, EcoTank, Expression, Instant Off, Moverio, Perfection, PowerLite, PrecisionCore, ReadyScan, SureColor, UltraChrome and WorkForce are registered trademarks, EPSON Exceed Your Vision is a registered logomark, and Better Products for a Better Future, Epson Connect, Epson iProjection and PrecisionCore Heat-Free Technology are trademarks of Seiko Epson Corporation. Brighter Futures and BrightLink are registered trademarks and Pilot is a trademark of Epson America, Inc. iPad, iPhone and Mac are trademarks of Apple Inc., registered in the U.S. and other countries. Android, Chrome, Chromebook, Google Docs, Google Drive and Google Sheets are trademarks of Google LLC. Excel, SharePoint and Windows are either registered trademarks or trademarks of Microsoft Corporation in the United States and/or other countries. Miracast® and Wi-Fi Direct® are registered trademarks and Wi-Fi CERTIFIED™ is a trademark of Wi-Fi Alliance®. All other product and brand names are trademarks and/or registered trademarks of their respective companies. Epson disclaims any and all rights in these marks. Copyright 2021 Epson America, Inc. CPD-60479R1 8/21