

HAWORTH®

May 1, 2020 Update
All GSA SIN in this price book
changed to SIN 33721

Accessories®

GSA Price List / Specification Guide – April 2020



This price list is based upon Haworth's February 2020 commercial pricing.
GENERAL SERVICES ADMINISTRATION FEDERAL SUPPLY SERVICE
Authorized Federal Supply Scheduled Price List (Catalog) Office Furniture, Wood Casegoods and Tables
(FSC Group 71, Part I, FSC Classes 7105, 7110, 7125 and 7195)
Contract No: GS-03F-057DA | Contract Period: February 8, 2016 – February 7, 2021 | Business: Large
Contractor: Haworth, Inc. | One Haworth Center | Holland, MI 49423-9576 | 1.616.393.3000



Electronic Update Page – Accessories Price List

- The table below lists all of the updates and addendums added to this price list since the original version was created.
- All updated pages will replace the existing pages within the document.
- All new Pages will be placed at the back of the document.

| Link | Date | Page | Description |
|----------------------------|------------|----------------------|---|
| Click Here | March 2020 | 1A-2A | New – Price list pages added for the Collaborative Power Station and Flush Mounted - Round |
| Click Here | May 2020 | 98 | Update – Updated the Width and Depth for the Wireless Charging Modules |
| Click Here | May 2020 | All Price List Pages | Update – GSA SIN number updated in the footer. |



HAWORTH, INC.
GENERAL SERVICES ADMINISTRATION
FEDERAL ACQUISITION SERVICES

Authorized Federal Supply Schedule
Furniture
(FSC Group 71, FSC Classes 7105, 7110, 7125 and 7195)

Contract Number: GS-03F-057DA
Contract Start Date: February 8, 2016
Contract End Date: February 7, 2021
Contractor: HAWORTH, INC.
One Haworth Center
Holland, MI 49423-9576
1-616-393-3000
<http://www.haworth.com/government>
Business Size: Large

Information for Ordering Activities
I-FSS-600

Online access to Haworth's Authorized Federal Supply Schedule contract ordering information, terms and conditions, and up-to-date product and discount listing can be found at GSA Advantage, eLibrary link [here](#).

Table of Contents

Statement of Line 7-20

Adjustable Keyboard Pads

| | |
|--|----|
| Locking Tilt AKP | 21 |
| Dial Tilt AKP | 21 |
| Dial Tilt AKP - Extended Arm | 22 |
| Sit-to-Stand AKP | 22 |
| Keyboard Trays – included with Number KU AKP Arm | 23 |
| Thin Profile AKP | 24 |
| Boogie Board Keyboard Tray with Palm Rest and Integrated Mouse Pad | 25 |
| Boogie Board Keyboard Tray with Palm Rest | 25 |
| Boogie Board Mouse Pad | 25 |

CPU Holders

| | |
|------------------------|----|
| Fixed Mount CPU Holder | 26 |
| Adjustable CPU Holder | 26 |

Electrical Components

| | |
|--|----|
| Classic Power Module | 27 |
| Classic Power Module Bracket - Angled | 28 |
| Classic Power Module Bracket - Vertical Bracket | 28 |
| Classic Power Module Bracket - Under Surface | 28 |
| Seamless Enhanced Power Module | 29 |
| Flush Mounted Power — Corded | 33 |
| Flush Mounted Power — Hardwire | 37 |
| Flush Mounted Power — Spiral Cord for Height Adjustable | 41 |
| Flush Mounted Power — Cord for Height Adjustable | 44 |
| Power Tap — Horizontal | 47 |
| Power Tap — Vertical | 48 |
| Power Tap — Hardwire | 49 |
| Power Tap — Corded Horizontal and Vertical | 49 |
| Power Tap Bracket — Fixed | 50 |
| Power Tap Bracket — Adjustable | 50 |
| Power Tap Bracket — Under Surface | 50 |
| Power Tap Bracket with Grommet — Beside Storage Only | 50 |
| Bezel Utility Module | 51 |
| Data Bezel | 51 |
| Enhanced Power Module — Corded | 52 |
| Enhanced Power Module — Hardwire | 58 |
| Enhanced Power Module — Spiral Corded — Height Adjustable | 63 |
| Enhanced Power Module — Cord for Height Adjustable | 64 |
| Above Worksurface – Adjustable | 65 |
| Above Worksurface – Adjustable with Tackboard Offset | 66 |
| Above Worksurface – Fixed | 66 |
| Under Worksurface – Fixed | 66 |
| For Use with Side Car — Basic | 67 |
| For Use with Side Car — Deluxe | 67 |
| For Use with X Series | 68 |
| For use with Suite Lower Storage – Mounts to the Inner Back of the Cabinet | 69 |
| For use with Suite Lower Storage – Mounts to Storage Top | 69 |
| For use with Suite Technology Access Blotter and Utility Cabinet | 70 |
| Power and Data | 71 |
| Flip Top Unit — Non-Powered | 72 |
| Flip Top Unit – Corded – Single-Sided — Power, Data and USB | 74 |
| Flip Top Unit – Corded – Double-Sided — Power, Data and USB | 80 |
| Flip Top Unit – Hardwire – Single-Sided — Power, Data and USB | 86 |
| Flip Top Unit – Hardwire – Double-Sided — Power, Data and USB | 92 |
| Mounting Clip for Flip Top Unit | 97 |
| Wireless Charging Module | 98 |
| Cables | 99 |
| Retrofit USB Charging Cable | 99 |

Ergotron Keyboard Tray

| | |
|------------------------------|-----|
| Keyboard Tray with Mouse Pad | 100 |
| Neo-Flex Keyboard Tray | 100 |

Ergotron CPU Holder

| | |
|----------------------|-----|
| Small CPU Holder | 101 |
| Universal CPU Holder | 101 |
| Cable CPU Holder | 101 |

Ergotron Monitor Arms and Accessories

| | |
|---|-----|
| HX Single Arm | 102 |
| HX Dual Arm | 102 |
| HX Triple Monitor Bow Kit | 103 |
| LX Desk Mount Single Arm | 104 |
| LX Desk Mount Dual Arm | 104 |
| LX Dual Stacking Arm - Tall Pole Monitor Arm | 105 |
| LX Sit-to-Stand Mount Single Arm | 106 |
| LX Desk Dual Direct Arm | 107 |
| LX Desk Dual Direct Handle Kit | 107 |
| LX One-Stop Rotational Control Kit | 108 |
| LX Two-Stop Rotational Control Kit | 108 |
| LX Extension | 109 |
| LX Sit-to-Stand Extension | 109 |
| LX Pole Collar | 109 |
| LX Arm, Extension and Collar Kit | 109 |
| MXV Desk Mount Single Arm | 110 |
| MXV Desk Mount Dual Arm | 110 |
| MX Desk Mount Single Arm | 111 |
| MX Mini Desk Mount | 111 |
| Dual Monitor and Handle Kit | 112 |
| Monitor Quick Release LCD Bracket | 112 |
| Neo-Flex | 113 |
| Neo-Flex Extend | 113 |
| Neo-Flex Tablet | 113 |
| Under Mount C-Clamp for LX Dual Side-by-Side, LX Dual Stacking, LX Desk Mount Tall Pole | 114 |
| Under Mount C-Clamp for LX Desk Mount Single, LX Dual Direct, and MXV Monitor Arms | 114 |
| Under Mount C-Clamp for use with HX Arms | 114 |
| Under Mount C-Clamp for MX Mini Desk Mount Arms | 114 |
| Grommet Mount for LX Single and Dual Direct Arms | 115 |
| Grommet Mount for LX Dual Arm | 115 |
| Grommet Mount for LX Arm on WorkFit-T/TL | 115 |
| Grommet Mount for MXV Single Monitor Arm | 115 |
| Grommet Mount for MXV Dual Monitor Arm | 115 |
| Top Mount C-Clamp for LX Single, LX Dual Direct, and MXV Single Monitor Arms | 116 |
| Top Mount C-Clamp for LX Dual Side-by-Side and Stacking, LX Desk Mount Tall Pole, and MXV Dual Monitor Arms | 116 |
| Top Mount C-Clamp for HX Arms | 116 |
| Top Mount C-Clamp for MX Mini Arms | 116 |

Ergotron

| | |
|---|-----|
| Ergotron WorkFit-A — Single Attached Sit-Stand Workstation | 117 |
| Ergotron WorkFit-A — Dual Attached Sit-Stand Workstation | 118 |
| Ergotron WorkFit-S — Single Attached Sit-Stand Workstation | 119 |
| Ergotron WorkFit-S — Dual Attached Sit-Stand Workstation | 120 |
| Ergotron WorkFit-SR — Single Attached Sit-Stand Workstation | 121 |
| Ergotron WorkFit-SR — Dual Attached Sit-Stand Workstation | 122 |
| Ergotron WorkFit-T — Desktop Sit-Stand Workstation | 123 |
| Ergotron WorkFit-TL — Desktop Sit-Stand Workstation | 124 |
| Ergotron WorkFit LX - Sit-Stand Desk Mount System | 125 |
| Grommet Mount | 126 |
| Conversion Kit Single HD to Dual | 126 |
| Conversion Kit Single HD to LCD & Laptop | 126 |
| Worksurface | 127 |
| Large Keyboard Tray | 127 |
| Tablet/Document Holder | 127 |
| Grommet Mount | 127 |
| Conversion Kit: Dual to LCD & Laptop | 128 |
| Conversion Kit: LCD & Laptop to Dual | 128 |
| Tall-User Kit for WorkFit Dual | 128 |

Table of Contents

| | | | |
|--|-----|--|-----|
| Deep Keyboard Tray | 129 | Mobile Screens | |
| Corner Keyboard Tray | 129 | Fabric Scrim Insert | 165 |
| WorkFit Single LCD Monitor Kit | 130 | Translucent Insert | 165 |
| WorkFit Dual Monitor Kit | 130 | Monitor Arms — Haworth | |
| WorkFit LCD & Laptop Kit | 130 | Adjustable Post Arm | 166 |
| Dual Monitor Double- Hinged Bow | 131 | Extend Arm | 166 |
| Tall-User Kit for Single Display | 131 | Adjustable Post Arm – for Use with Intuity Benching | 167 |
| Ergotron WorkFit — Anti-Fatigue Floor Mat | 132 | Extend Arm – For Use with Intuity Benching | 167 |
| Ergotron Neo-Flex Laptop Cart | 133 | Adjustable Post Arm – for Use with Reside Desking | 168 |
| Ergotron Teachwell® Mobile Digital Workspace | 134 | Extend Arm — For Use with Reside Desking | 168 |
| LearnFit Desk | 135 | iPad Attachment | 169 |
| Storage Bin | 135 | Pip | |
| Ergotron Zip 12 Charging | 136 | Pip | 170 |
| Grommets | | Recycling Solutions | |
| Grommets | 137 | Recycling Solutions | 171 |
| Flip Top Unit — Hatch | 138 | Recycling/Trash Bin | 171 |
| Planes Information Display and Accessories | | Recycle Bin Carriage | 171 |
| Standard Easel | 139 | Storage Accessories | |
| Large Easel | 140 | Drawer Insert | 172 |
| Information Boards | 141 | Wire Management | |
| Horizontal Wall Rail for Information Boards | 141 | Cord Manager — Mesh | 173 |
| Wall Cleat for Information Boards | 141 | Cable Chain | 173 |
| Horizontal Wall Rail End Caps | 142 | Compose Connections Cable Chain | 173 |
| Y-Leg Bumper | 142 | Vertical Cable Chain | 173 |
| Markerboard Insert | 143 | J-Channel | 174 |
| Markerboard Accessories | 144 | Conduit Clamp | 174 |
| Lighting | | Wire Management Loop | 174 |
| Adaptable LED Task Light - Stand-Alone | 145 | Wire Manager Clips | 174 |
| Adaptable LED Task Light - Starter Kit | 145 | Wire Manager — Horizontal | 175 |
| Adaptable LED Task Light - Add-On Kit | 146 | Horizontal Wire Management | 175 |
| Reed Premier™ Stand-Alone LED Task Light | 147 | Vertical Cable Guide | 175 |
| Reed Premier™ Starter LED Task Light | 147 | Wire Management Trough | 175 |
| Reed Premier™ Add-On LED Task Light — For Use with Reed Premier Starter LED Task Lights | 148 | Wire Management Basket | 176 |
| Reed Premier™ Add-On Occupancy Sensor | 148 | Basket Cover | 176 |
| Voyage without Occupancy Sensor | 149 | Vertical Wire Channel - Leg Attached | 176 |
| Voyage with Occupancy Sensor | 149 | Planes C-Leg Training Table Vertical Wire Manager | 177 |
| Brazo Freestanding Lighting | 150 | Compose Task Light Cord Manager | 177 |
| Brazo Mounted Lighting | 150 | PREMISE Vertical Wire Manager | 177 |
| Grommet — For Use with Brazo Grommet Mounted Light Only | 150 | PREMISE Task Light Cord Manager | 178 |
| Circa Table Light | 151 | UniGroup Too, UniGroup and PLACES Task Light Wire Manager | 178 |
| Circa Floor Light | 151 | UniGroup Too, UniGroup and PLACES Wire Manager | 178 |
| Clamp Table Light | 152 | Cable Base | 179 |
| Clamp Floor Light | 152 | Cable Column | 179 |
| Contour Table Light | 153 | Work Tools — Mounting | |
| Contour Floor Light | 153 | Wall Accessory Slat Pad – For Use with PREMISE | 180 |
| Corner Office Table Light | 154 | Slat, Wall Mount | 180 |
| Corner Office Table Light with Small Panel | 154 | Belong Single Side | 181 |
| Corner Office Table Light with Large Panel | 154 | Tool Rail — Horizontal Surface Mount C-Clamp or Thru-Mount | 182 |
| Giraffa Table Light | 155 | Tool Rail — Single Post — C-Clamp or Thru-mount | 183 |
| LIM Freestanding Lighting | 156 | Tool Rail — Under Horizontal Surface Mount — L-Bracket | 184 |
| LIM Worksurface Mounted Lighting | 157 | Tool Rail — Single Post — L-Bracket Mount | 185 |
| LIM Mounted Lighting | 158 | Tool Rail — Single Sided Continuous Benching End | 186 |
| LIM Hardware | 159 | Tool Rail — Double-Sided Continuous Benching End Application Only | 187 |
| LIM360 Table Light | 160 | Tool Rail — Internal Single Sided Continuous Benching Application | 188 |
| LIM360 Grommet Mounted Light | 160 | Tool Rail — Internal Continuous Benching Application Only | 189 |
| Pixo Table Light | 161 | Tool Rail — Single Post Internal/Benching | 189 |
| Superlight Table Light | 162 | | |
| Superlight Floor Light | 162 | | |
| Superlight Base Pads | 162 | | |
| Tube Top Table Light | 163 | | |
| Tube Top Floor Light | 163 | | |
| UMA Audio Lantern | 164 | | |

Table of Contents

Work Tools

| | |
|--|-----|
| Territory Screen — End-of Run | 190 |
| Territory Screen — Shared | 190 |
| Territory L-Screen | 191 |
| Structural Screen Tile | 192 |
| Belong Systems Tile — External Mount for use with Compose Panels | 192 |
| Screen Rail | 193 |
| Open C Cubby | 193 |
| Base Tray | 194 |
| Desk Top L-Screen | 194 |
| Desk Top Reference Shelf | 194 |
| Paper Tray — Landscape | 195 |
| Tool Cup | 195 |
| Hanging Sorter | 195 |
| Mini Shelf | 195 |
| Blotter | 196 |
| Reference Shelves | 196 |
| Accessory Kit | 196 |
| Tool Cup | 197 |
| Paper Sorter | 197 |
| Binder Bin | 197 |
| Tack Strip | 197 |
| Gooseneck Kit | 198 |
| Mini Shelf | 198 |
| Tote | 198 |
| Tote Strap | 198 |
| Phone Shelf | 199 |
| Phone Shelf Bracket | 199 |
| Personal Shelf | 199 |
| Personal Shelf Bracket | 199 |
| Letter Tray | 200 |
| Letter Tray Stacking Kit | 200 |
| Letter Tray Stacking Bracket | 200 |
| Waste Bin | 200 |
| Pile Master Kit | 200 |
| File Master Kit | 201 |
| Task Master Kit | 201 |
| Mini Master Kit | 201 |
| Magnet Board | 202 |
| Magnet Hooks | 202 |
| Magnet Hook | 202 |
| Round Peg Magnets | 202 |
| Mirror | 202 |

Workstation Accessories

| | |
|---|-----|
| Shallow Drawer | 203 |
| Steel Center Drawer | 203 |
| Pencil + Drawer | 203 |
| Pencil Drawer | 203 |
| Adjustable Laptop Holder | 204 |
| Adjustable Document Holder | 204 |
| Adjustable Footrest | 204 |
| Make-A-Corner | 204 |
| Compose All-Purpose Hook | 205 |
| PLACES All-Purpose Hook | 205 |
| PLACES All-Purpose Hook — For Low Profile Wood Top Cap Panels | 205 |
| UniGroup All-Purpose Hook | 205 |
| UniGroup Too All Purpose Hook | 205 |
| PREMISE All Purpose Hooks | 205 |
| Bag Hook | 206 |

Lock Programs

| | |
|------------------------------|---------|
| HW Lock Plugs and Keys | 212 |
| HW Plugs and Keys | 213 |
| HW Replacement Keys | 213 |
| HW Master Key | 213 |
| HW Control Key | 213 |
| HW Key Blank | 213 |
| Digital Lock | 214 |
| Digital Lock Control Key Fob | 214 |
| Digital Lock Applications | 215-217 |
| Service Parts | 218 |

Finishes

| | |
|---------------------|-----|
| Finish/Color Legend | 219 |
|---------------------|-----|

Index

220-227

Ergotron Warranty

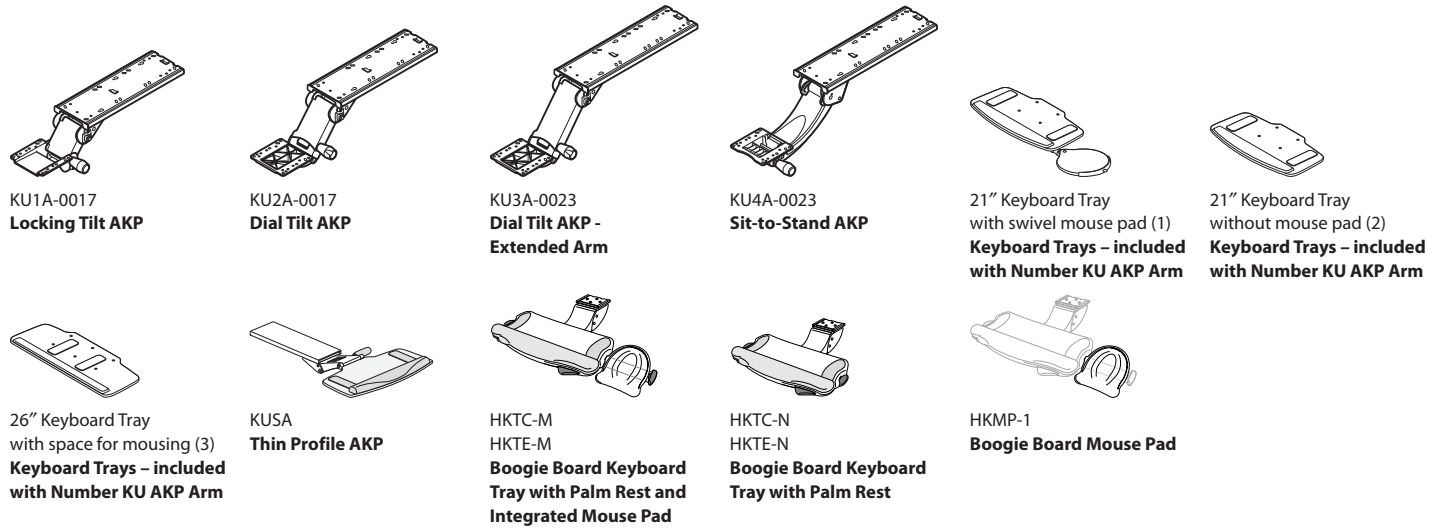
232

Lifetime Product Warranty

Inside Back Cover

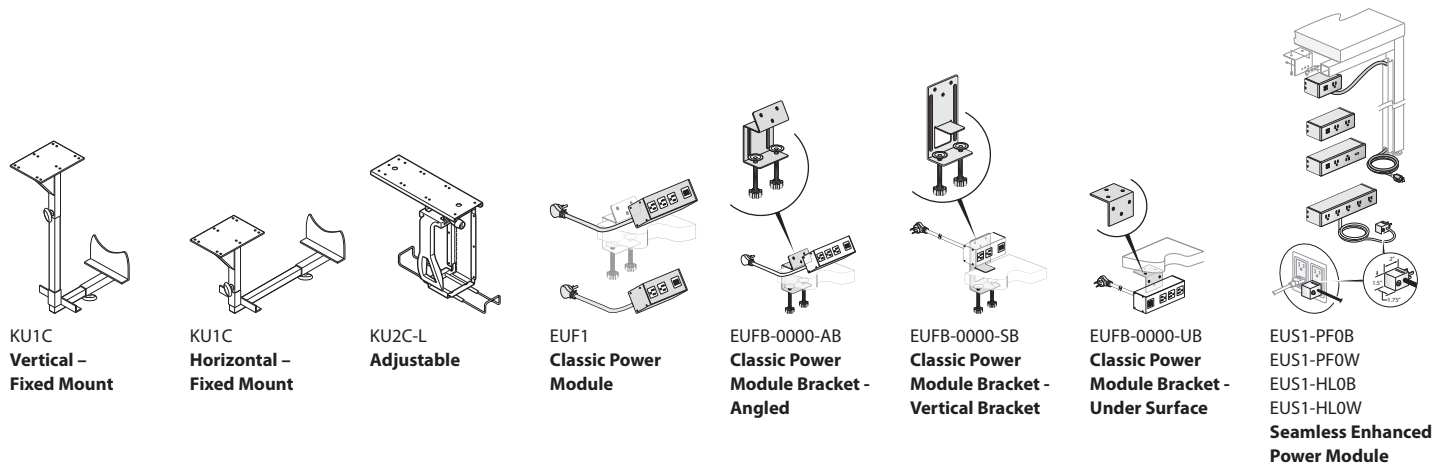
Statement of Line

Adjustable Keyboard Pads — pages 21-25

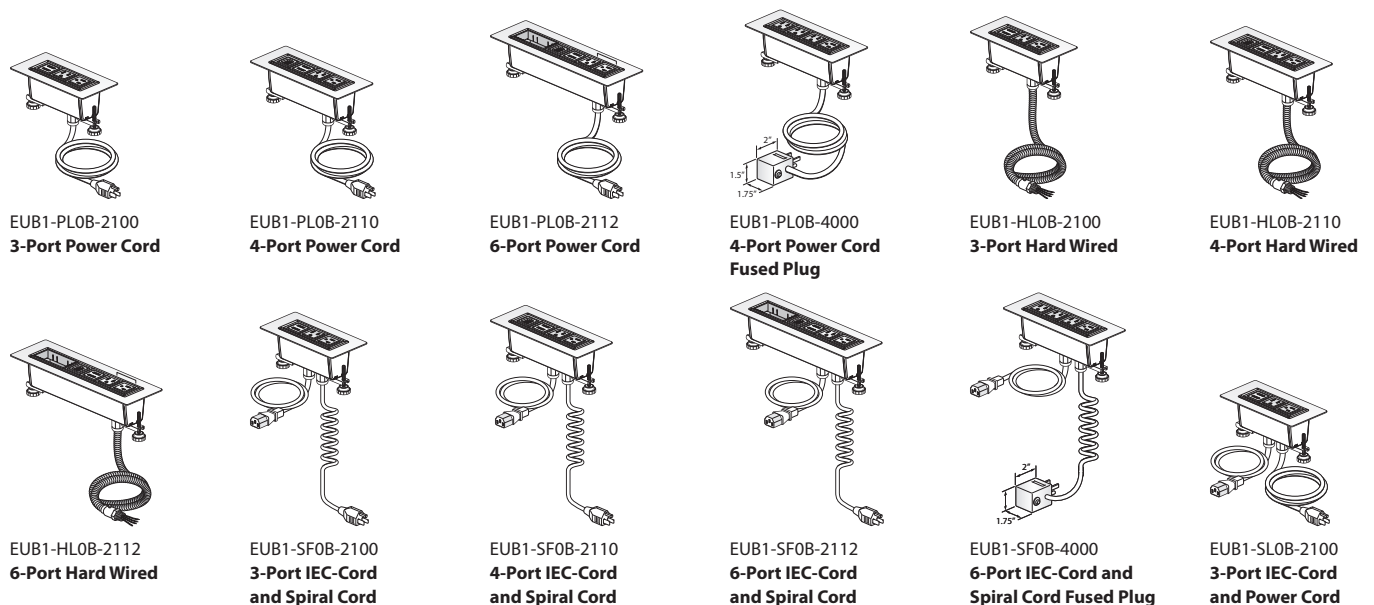


CPU Holders — page 26

Seamless Enhanced Power Module — pages 27-31

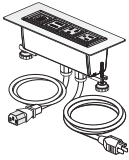


Electrical Components – Flush Mounted — pages 33-46

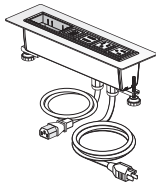


Statement of Line

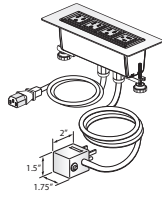
Electrical Components – Flush Mounted (cont'd) — pages 33-46



EUB1-SLOB-2110
4-Port IEC-Cord
and Power Cord

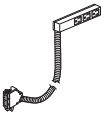


EUB1-SLOB-2112
6-Port IEC-Cord
and Power Cord



EUB1-SLOB-4000
6-Port IEC-Cord and
Power Cord Fused Plug

Electrical Components – Belong Power Tap — pages 47-49



EUET-0030-3M3N
EUET-0030-2M3N
EUET-0030-4M3N
Horizontal



EUET-0030-3M3N
EUET-0030-2M3N
EUET-0030-4M3N
Vertical



EUET-0030-CM3N
Horizontal Hard Wired



EUET-0030-CM3N
Vertical Hard Wired

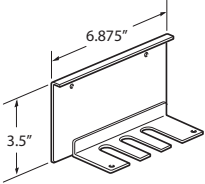


EUET-0000-1M3N
Horizontal Corded

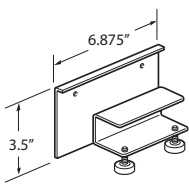


EUET-0000-1M3N
Vertical Corded

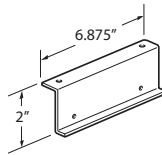
Electrical Components – Belong Power Tap Brackets — page 50



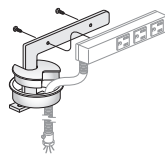
ZUAP-0000-PFD
Fixed



ZUAP-0000-PAN
Adjustable

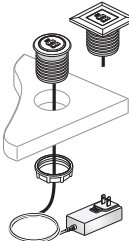


ZUAP-0000-PUR
Under Surface

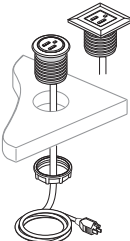


ZUAP-0000-PGH
with Grommet Beside
Storage Only

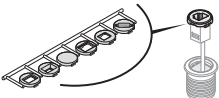
Electrical Components – Bezel Utility Module — page 51



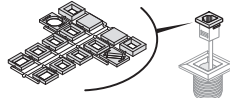
EURT-0072-1100
EURT-0072-1010
USB Charging: Round
or Square



EURT-00E4-1100
EURT-00E4-1010
Power Outlet: Round
or Square

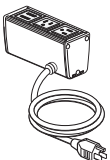


EURT-0000-N001CB
EURT-0000-N001CW
Round Data Bezel

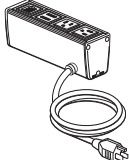


EURT-0000-N001SB
EURT-0000-N001SW
Square Data Bezel

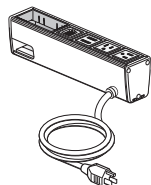
Electrical Components – Enhanced Power Module — pages 52-64



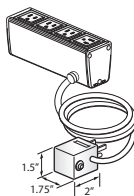
EUD1-PF0B-2010
3-Port Power Cord



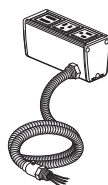
EUD1-PF0B-2110
4-Port Power Cord



EUD1-PF0B-2112
6-Port Power Cord



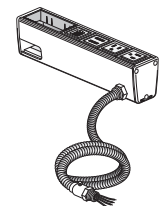
EUD1-PF0B-4000
6-Port Power Cord
Fused Plug



EUD1-HF0B-2010
3-Port Hard Wired



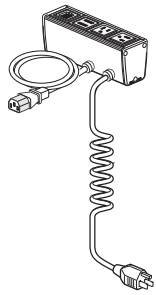
EUD1-HF0B-2110
4-Port Hard Wired



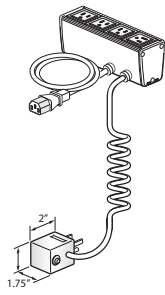
EUD1-HF0B-2112
6-Port Hard Wired

Statement of Line

Electrical Components – Enhanced Power Module (cont'd) — pages 52-64



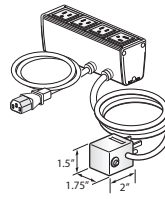
EUD1-SF0B-2110
4-Port IEC-Cord and
Spiral Cord



EUD1-SF0B-4000
4-Port IEC-Cord and
Spiral Cord Fused Plug

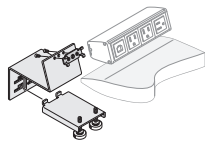


EUD1-SL0B-2110
4-Port IEC-Cord and
Power Cord

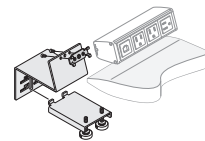


EUD1-SL0B-4000
4-Port IEC-Cord and
Power Cord Fused Plug

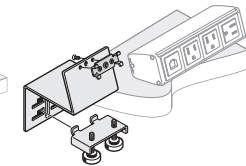
Electrical Components – Enhanced Power Module Brackets — pages 65-70



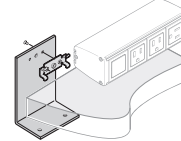
EUDB-0000-H
Adjustable



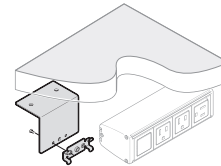
EUDB-0000-N
Adjustable



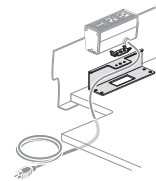
EUDB-0000-T
Adjustable with offset



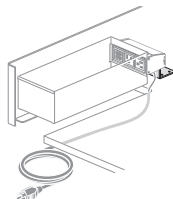
EUDB-0000-W
Above Worksurface Fixed



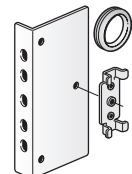
EUDB-0000-U
Below Worksurface Fixed



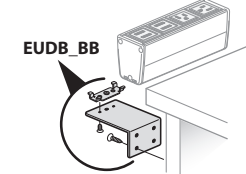
EUDB-0000-SB
Side Bar Basic



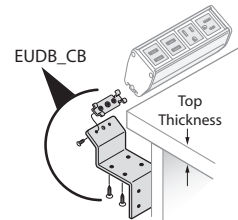
EUDB-0000-SD
Side Bar Deluxe



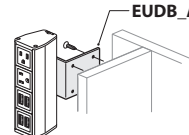
EUDB-J
X Series



EUDB-0000-B
Suite Lower Storage
Inner Mount

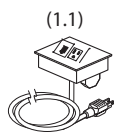


EUDB-0000-C
Suite Lower Storage
Top Mount

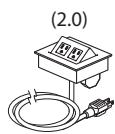


EUDB-0000-A
Suite Technology Blotter


Electrical Components – Flip Top Units — pages 71-97




EUE1-1111W
Single Sided Corded




EUE1-1B01W
Single Sided Corded



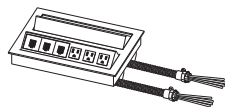
EUE1-1331W
Single Sided Corded



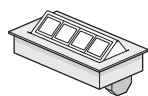
EUE2-1331W
Double Sided Corded



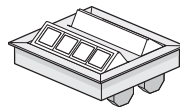
EUE1-C331W
Single Sided Hard Wired



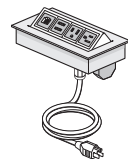
EUE2-C331W
Double Sided Hard Wired



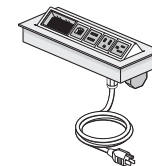
EUE1-000B
Single Sided
Non Powered



EUE2-000B
Double Sided
Non Powered



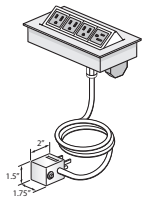
EUE1-PF0B-2110
4-Port Flip Top Unit –
Corded – Single-Sided



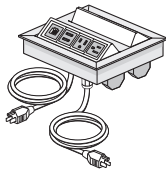
EUE1-PF0B-1212
6-Port Flip Top Unit –
Corded – Single-Sided

Statement of Line

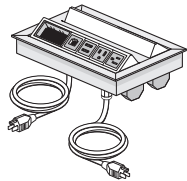
Electrical Components – Flip Top Units (cont'd) — pages 71-97



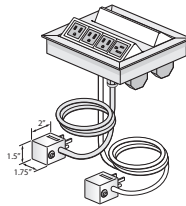
EUE1-PFOB-4000
4-Port Flip Top Unit –
Corded – Single-Sided -
Fused Plug



EUE2-PFOB-2110
4-Port Flip Top Unit –
Corded – Double-Sided




EUE2-PFOB-1212
6-Port Flip Top Unit –
Corded – Double-Sided



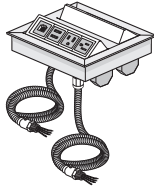
EUE2-PFOB-4000
4-Port Flip Top Unit –
Corded – Double-Sided -
Fused Plug



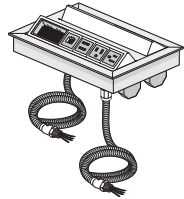
EUE1-HFOB-2110
4-Port Flip Top Unit –
Hardwire – Single-Sided



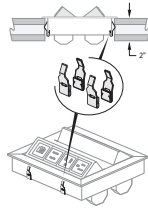
EUE1-HFOB-1212
6-Port Flip Top Unit –
Hardwire – Single-Sided



EUE2-HFOB-2110
4-Port Flip Top Unit –
Hardwire – Double-Sided

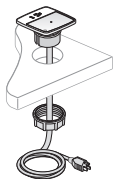


EUE2-HFOB-1212
6-Port Flip Top Unit –
Hardwire – Double-Sided

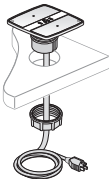


EUMC-0201
Mounting Clip for
Flip Top Unit

Electrical Components – Wireless Charging Module — page 98




EUWC-PFOB-11001
Wireless Charging Module

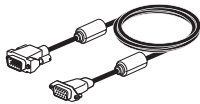


EUWC-PFOB-12002
Wireless Charging Module

Electrical Components – Cables — page 99



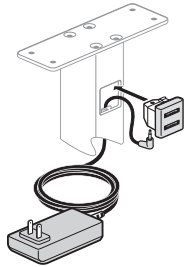
EUDX-H000-B
Cable



EUDX-V000-B
Cable



EUDX-3000-B
Cable



EUDX-U000-B
Retrofit USB Charging
Cable

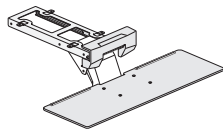
Ergotron Keyboard Tray — page 100



169BK
Keyboard Tray with
Mouse Pad



UKMCBK
Keyboard Tray with
Mouse Pad



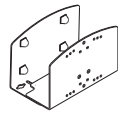
97-582-009
Neo-Flex Keyboard Tray

Statement of Line

Ergotron CPU Holders — page 101



80-063
Small CPU Holder

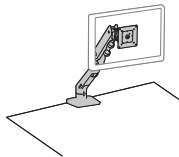


97-468
Universal CPU Holder

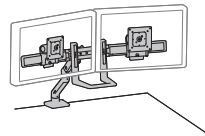


80-105-064
Cable CPU Holder

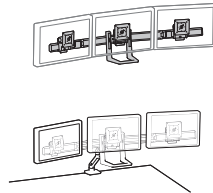
Ergotron Monitor Arms – HX and LX Arms — pages 102-107



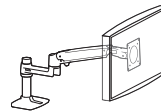
45-475
45-478
HX Single Arm



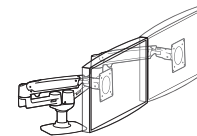
45-476
45-479
HX Dual Arm



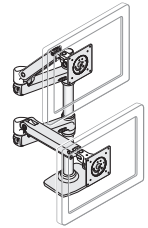
98-009-026
98-009-216
HX Triple Monitor
Bow Kit



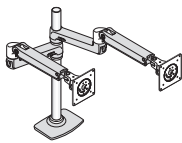
45-241-026
45-490-216
45-295-026
45-537-216
LX Desk Mount
Single Arm



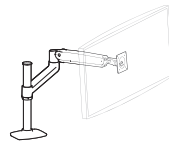
45-245-026
45-491-216
LX Desk Mount
Dual Arm



45-248-026
45-492-216
LX Desk Mount
Dual Arm




45-549-026
45-509-216
LX Dual Stacking Arm -
Tall Pole Monitor Arm



45-360-026
45-384-026
LX Sit-to-Stand Mount
Single Arm

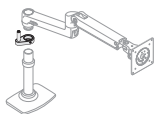


45-489
LX Desk Dual Direct Arm

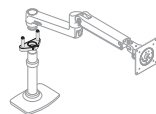


98-037-062
LX Desk Dual Direct
Handle Kit

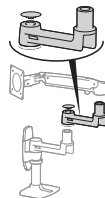
Ergotron Monitor Arms – LX Arms Accessories — pages 108-109



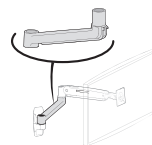
45-475
45-478
LX One-Stop Rotational
Control Kit



45-476
45-479
LX Two-Stop Rotational
Control Kit



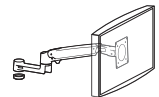
45-289-026
LX Extension



45-362-026
LX Sit-to-Stand
Extension

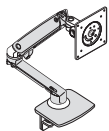


97-844
LX Pole Collar

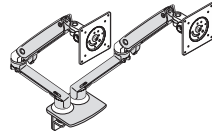


97-940-026
98-130-216
LX Arm, Extension
and Collar Kit

Ergotron Monitor Arms – MXV Desk Mount — page 110



45-486
MXV Desk Mount
Single Arm



45-496
MXV Desk Mount
Dual Arm



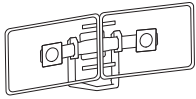
45-214-026
MX Desk Mount
Single Arm



45-436-026
MX Mini Desk Mount

Statement of Line

Ergotron Monitor Arms – Accessories — page 112



97-783
**Dual Monitor and
Handle Kit**



60-589-060
**Monitor Quick Release
LCD Bracket**

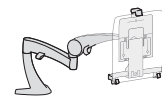
Ergotron Monitor Arms – Neo-Flex — page 113



45-174-300
Neo-Flex

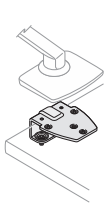


45-235-194
Neo-Flex Extend

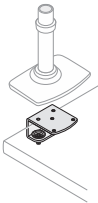


45-306-101
Neo-Flex Tablet

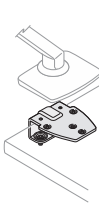
Ergotron Monitor Arms – Mounting Options — pages 114-116



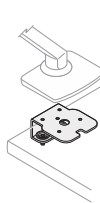
98-236-009
98-082
**Under Mount
C-Clamp**



45-306-101
98-083
**Under Mount
C-Clamp**



98-081
**Under Mount
C-Clamp**



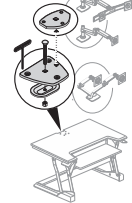
98-084
**Under Mount
C-Clamp**



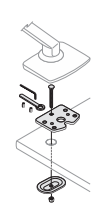
98-034
Grommet Mount



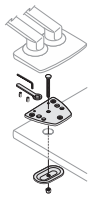
98-035
Grommet Mount



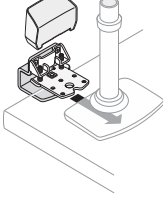
98-017
Grommet Mount



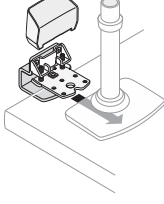
98-110
Grommet Mount



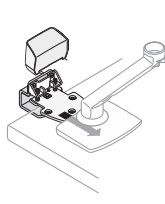
98-111
Grommet Mount



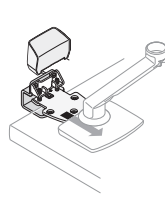
98-237-009
98-121
**Top Mount
C-Clamp**



98-238-009
98-125
**Top Mount
C-Clamp**

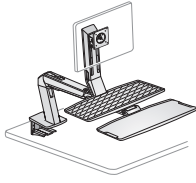


98-122
**Top Mount
C-Clamp**

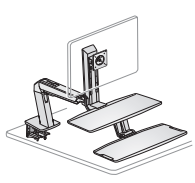


98-126
**Top Mount
C-Clamp**

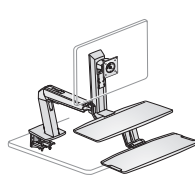
Ergotron WorkFit — pages 117-125



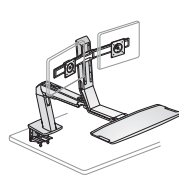
24-317-026
**WorkFit-A Single
Attached Sit-Stand
Workstation**



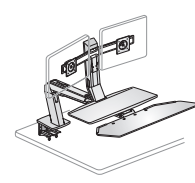
24-390-026
**WorkFit-A Single
Attached Sit-Stand
Workstation**



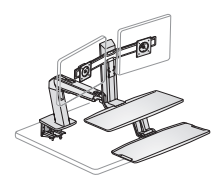
24-391-026
**WorkFit-A Single
Attached Sit-Stand
Workstation**



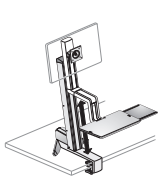
24-312-026
**WorkFit-A Dual
Attached Sit-Stand
Workstation**



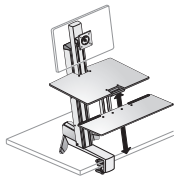
24-316-026
**WorkFit-A Dual
Attached Sit-Stand
Workstation**



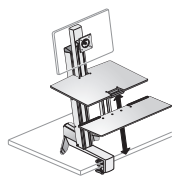
24-392-026
**WorkFit-A Dual
Attached Sit-Stand
Workstation**



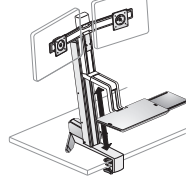
3-342-200
**WorkFit-S Single
Attached Sit-Stand
Workstation**



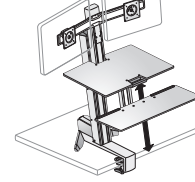
33-350-200
33-350-211
**WorkFit-S Single
Attached Sit-Stand
Workstation**



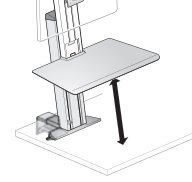
33-351-200
33-351-211
**WorkFit-S Single
Attached Sit-Stand
Workstation**



33-341-200
**WorkFit-S Dual
Attached Sit-Stand
Workstation**



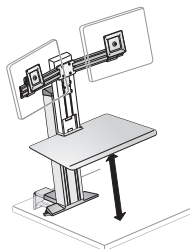
33-349-200
33-349-211
**WorkFit-S Dual
Attached Sit-Stand
Workstation**



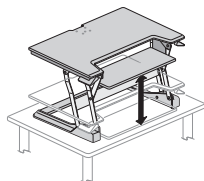
33-415-085
33-415-062
**WorkFit-SR Single
Attached Sit-Stand
Workstation**

Statement of Line

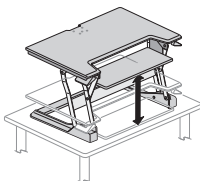
Ergotron WorkFit (cont'd) — pages 117-125



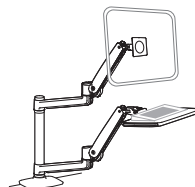
33-407-085
33-407-062
WorkFit-SR Dual Attached Sit-Stand Workstation



33-397-085
33-397-062
WorkFit-T Desktop Sit-Stand Workstation

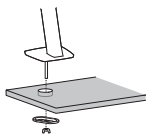


33-406-085
33-406-062
33-418-085
WorkFit-TL Desktop Sit-Stand Workstation

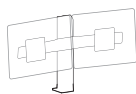


45-405-026
WorkFit-LX Sit-Stand Desk Mount System

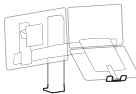
Ergotron WorkFit – Accessories — pages 126-132



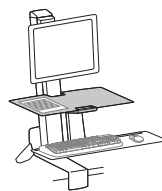
97-692
WorkFit-A Grommet Mount



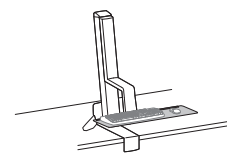
97-606
WorkFit-A Conversion Kit Single HD to Dual



97-605
WorkFit-A Conversion Kit Single HD to LCD & Laptop



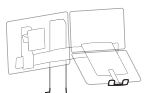
97-581-019
WorkFit-S Worksurface



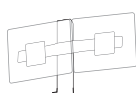
97-653
WorkFit-S Large Keyboard Tray



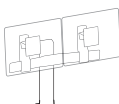
97-558-200
WorkFit-S Tablet/Document Holder



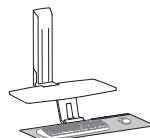
97-617
WorkFit-A/WorkFit-S Conversion Kit: Dual to LCD & Laptop



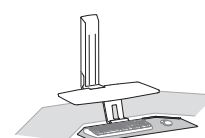
97-616
WorkFit-A/WorkFit-S Conversion Kit: LCD & Laptop to Dual



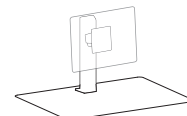
97-615
WorkFit-A/WorkFit-S Tall-User Kit for WorkFit Dual



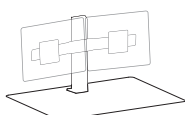
97-897
WorkFit-A/WorkFit-S Deep Keyboard Tray



97-898
WorkFit-A/WorkFit-S Corner Keyboard Tray



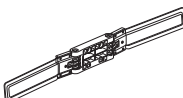
97-935-085
97-935-062
WorkFit-T/WorkFit-TL Single LCD Monitor Kit



97-934-085
97-934-062
WorkFit-T/WorkFit-TL Dual LCD Monitor Kit




97-933-085
97-933-062
WorkFit-T/WorkFit-TL LCD & Laptop Kit



98-101-009
Dual Monitor Double-Hinged Bow



97-845
Tall-User Kit for Single Display



97-620-060
Anti-Fatigue Floor Mat

Ergotron Neo-Flex Laptop Cart — page 133



24-205-214

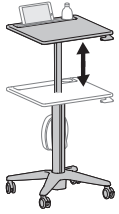
Ergotron Teachwell® Mobile Digital Workspace — page 134



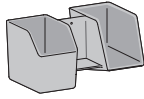
24-220-055

Statement of Line

Ergotron LearnFit — page 135

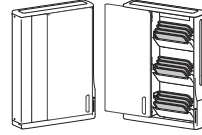


24-547-003
24-481-003
LearnFit Desk



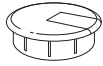
97-926-064
Storage Bin

Ergotron Zip 12 Charging — page 136



DM12-1006-1

Grommets — pages 137-138



WUAC-WSG



WQAG



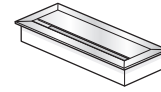
JAG-1



JAG-2



TA01-0220

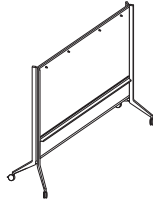


EUG1
Flip Top Unit — Hatch

Planes Information Displays and Accessories — pages 139-143



KAIE-0029
Standard Easel



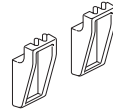
KAIE-0072
Large Easel



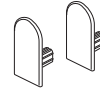
KAIB-0040
Information Boards



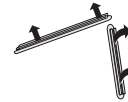
KAIW-0096
Horizontal Wall Rail for Information Boards



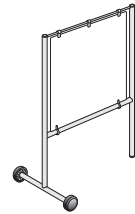
KAIH-0000
Wall Cleat for Information Boards



KAIC-0000
Horizontal Wall Rail End Caps



TA01-0214
Y-Leg Bumper



NBFS-M
Markerboard Insert

Markerboard Accessories — page 144



7062-8001

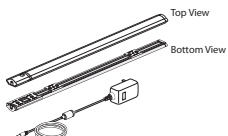


7031-7002

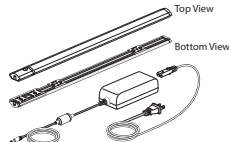


7031-7001

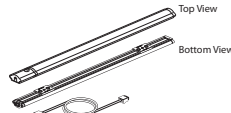
Lighting — pages 145-164



LUTN
Adaptable LED Task Light - Stand-Alone



LUTT
Adaptable LED Task Light - Starter Kit



LUTA
Adaptable LED Task Light - Add-On Kit

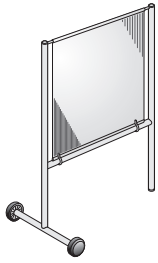
Statement of Line

Lighting (cont'd) — pages 145-164

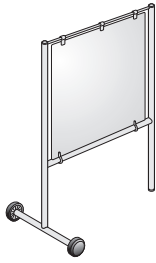
| | | | | | | | |
|---|---|---|---|--|---|---|---|
|  |  |  |  |  |  |  |  |
| LUTS-0017-19ULD5 Reed Premier™ Stand-Alone LED Task Light | LUTS-0017-12ULD6 Reed Premier™ Starter LED Task Light | LUTD-0017-1NULDN Reed Premier™ Add-On LED Task Lights | LUTS-0000 Reed Premier™ Add-On Occupancy Sensor | LUV1 Voyage without Occupancy Sensor | LUV2 Voyage with Occupancy Sensor | LBJ1 Brazo Freestanding Light | LBJ2 Brazo Freestanding Light |
|  |  |  |  |  |  |  | |
| LBJ3 Brazo Mounted Light | LBJ4 Brazo Mounted Light | WQAG Grommet | LRT1-1408 Circa Table Light | LRF0-5208 Circa Floor Light | LRF1-5208 Circa Floor Light | LCC1-1808-NFLC Clamp Table Light | |
|  |  |  |  |  |  |  | |
| LCC2-2608-NFLC Clamp Floor Light | LCT1-1708 Contour Table Light | LCF1-6009 Corner Floor Light | HCPL-COT1-07 Corner Office Table Light | HCPL-COT2-15 Corner Office Table Light with Small Panel | HCPL-COT3-30 Corner Office Table Light with Large Panel | HCPL-GFT1-13 Giraffa Table Light | |
|  |  |  |  |  |  |  | |
| LLL1 LIM Table Light with Block | LLL2 LIM Table Light with Pivot | LLL3 LIM Floor Light | LLC1 LIM Worksurface Mounted Light | LLM1 LIM Mounted Light - Slat | LLM1 LIM Mounted Light - Belong Rail | LLM2 LIM Mounted Light - Panel | |
|  |  |  |  |  |  |  | |
| LLU2 LIM Mounted Light - Under Shelf | LL31-2210-NFLC LIM 360 Table Light | LL32-2210-NGLC LIM 360 Grommet Mounted Light | LUPT Pixo Table Light | HCPL-SLT1-17 Superlight Table Light | HCPL-SLF1-47 Superlight Floor Light | HCPL-SLSV-4BP Superlight Base Pads | |
|  |  |  |  |  | | | |
| HCPL-TTT1-14 Tube Top Table Light | HCPL-TTT2-21 Tube Top Table Light | HCPL-TTT3-27 Tube Top Table Light | HCPL-TTF1-60 Tube Top Floor Light | HCPL-UMT2-11 UMA Audio Lantern | | | |

Statement of Line

Mobile Screens — page 165

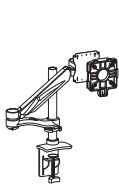


NBFS-F
Fabric Scrim Insert

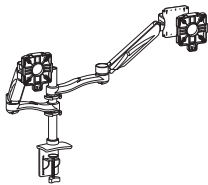


NBFS-X
Translucent Insert

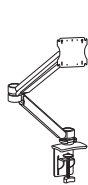
Monitor Arms – Haworth — pages 166-169



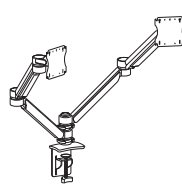
KU5M-1NNN
Adjustable Post Arm -
Single



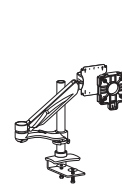
KU5M-2NNN
Adjustable Post Arm -
Double



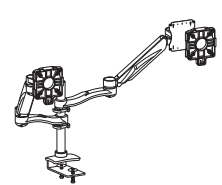
KU6M-1NNN
Extend Arm - Single



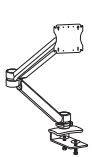
KU6M-2NNN
Extend Arm - Double



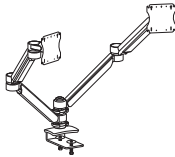
KU5M-1NNNB
Adjustable Post Arm -
Single – for Use with
Intuity Benching



KU5M-2NNNB
Adjustable Post Arm -
Double – for Use with
Intuity Benching



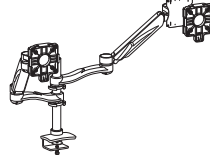
KU6M-1NNB
Extend Arm - Single –
for Use with Intuity
Benching



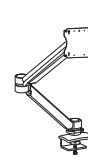
KU6M-2NNB
Extend Arm - Double –
for Use with Intuity
Benching



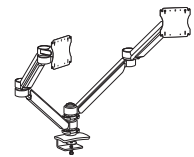
KU5M-1NNK
Adjustable Post Arm -
Single – for Use with
Reside Benching



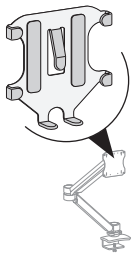
KU5M-2NNK
Adjustable Post Arm -
Double – for Use with
Reside Benching



KU6M-1NNK
Extend Arm - Single –
for Use with Reside
Benching



KU6M-2NNK
Extend Arm - Double –
for Use with Reside
Benching

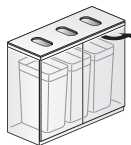


KU6T
iPad Attachment

Pip Personal Laptop Table — page 170

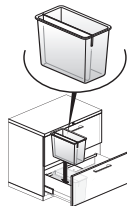


STP-P26-TH

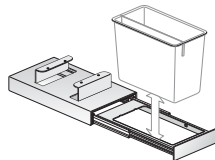


JRPY-3948

Recycling Solutions — page 171

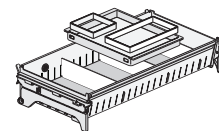


KURB
Recycling/Trash Bin

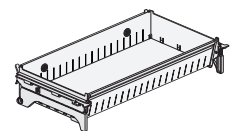


KURD
Recycling Bin Carriage

Storage Accessories – Drawer Inserts — page 172



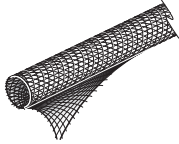
KJFI-00XX-D
Lateral File Drawer
Insert



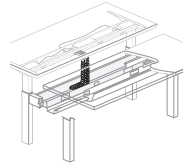
KFI-00XX-B
Lateral File Drawer
Insert

Statement of Line

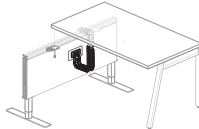
Wire Management — pages 173-179



**EUAW-0000-NHS
Cord Manager — Mesh**



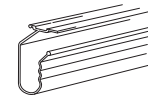
**EAAW-0000-H
Cable Chain**



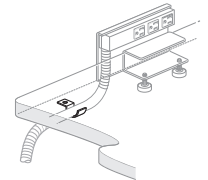
**EUAW-4000-V
Compose Connections
Cable Chain**



**EUAW-3100-NV
Vertical Cable Chain**



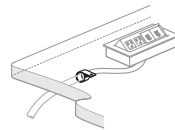
**4TJC-72
J-Channel**



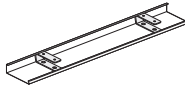
**EUAM-0000
Conduit Clamp**



**NEH-8
Wire Management Loop**



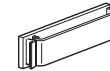
**TA01-0225
Wire Manager Clips**



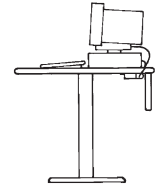
**EUAW-NH
Wire Manager —
Horizontal**



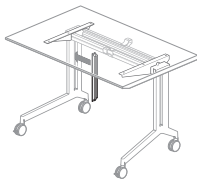
**WUAW-PNH
Horizontal Wire
Management**



**NECG-V
Vertical Cable Guide**



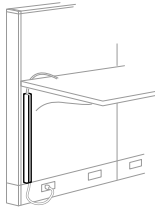
**KWT
KWMF
Wire Management Trough**



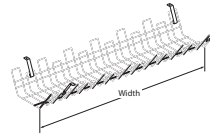
**TA01-0228-F
Planes C-Leg Training
Table Vertical Wire
Manager**



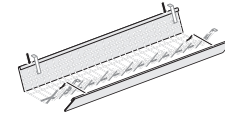
**VZAW-0000-V
Compose Task Light
Cord Manager**



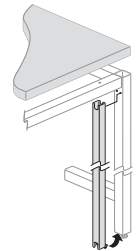
**NEV-1
PREMISE Vertical
Wire Manager**




**TAWB
Wire Management Basket**



**TABC
Basket Cover**



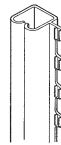
**TYVW
Vertical Wire Channel —
Leg Attached**



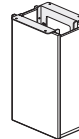
**NEV-2
PREMISE Task Light
Cord Manager**



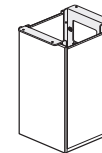
**WC-17
UniGroup Too, UniGroup
and PLACES Task Light
Wire Manager**



**WC-6
UniGroup Too, UniGroup
and PLACES Wire Manager**



**TA01-0814
Cable Base**




**TA01-1414
Cable Base**



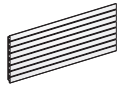
**TA01-0217
Cable Column**

Statement of Line

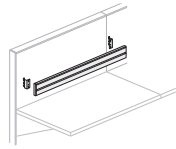
Work Tools — pages 180-202



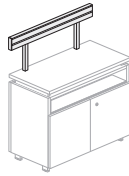
NAPY
Wall Accessory Slat Pad - for Use with PREMISE



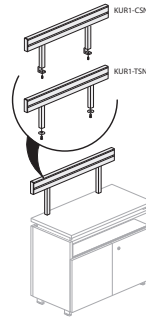
KUPY
Slat, Wall Mount



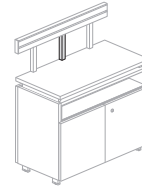
KUR1-0424-PZN
Belong Single Side



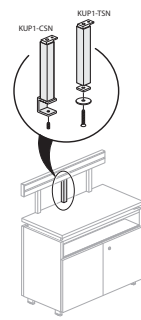
KUR1-1224-CSN
Belong Tool Rail — Horizontal Surface Mount C-Clamp or Thru-Mount



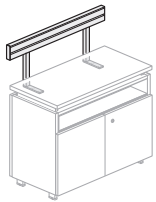
KUR1-CSN
KUR1-TSN
Belong Tool Rail — Horizontal Surface Mount C-Clamp or Thru-Mount



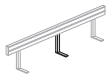
KUP1-0000-CSN
Belong Tool Rail — Single Post — C-Clamp or Thru-mount



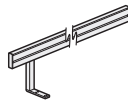
KUP1-CSN
KUP1-TSN
Belong Tool Rail — Single Post — C-Clamp or Thru-mount



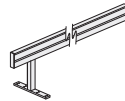
KUR1-1224-USN
Belong Tool Rail — Under Horizontal Surface Mount — L-Bracket



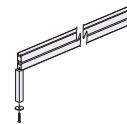
KUP1-0000-USN
Belong Tool Rail — Single Post — L-Bracket Mount



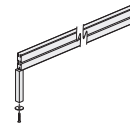
KUR1-1224-USE
Belong Tool Rail — Single Sided Continuous Benching End



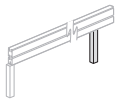
KUR2-1224-UBE
Belong Tool Rail — Double-Sided Continuous Benching End Application Only



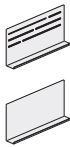
KUR1-1224-USI
Belong Tool Rail — Internal Single Sided Continuous Benching Application



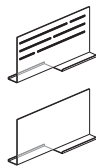
KUR2-1224-UBI
Belong Tool Rail — Internal Continuous Benching Application Only



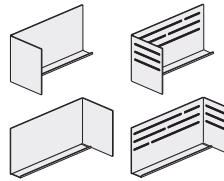
KUP2-0000-UBI
Belong Tool Rail — Single Post Internal/Benching



KUTS-E
Belong Territory Screen — End-of Run



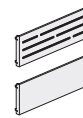
KUTS-S
Belong Territory Screen — Shared



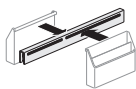
KUTS-L
Belong Territory L-Screen



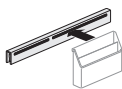
KUTB
Belong Structural Screen Tile



KZTB
Belong Systems Tile — External Mount for use with Compose Panels



KUSR
Screen Rail - Double Sided



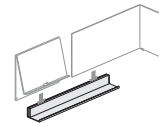
KUSR
Belong Screen Rail - Single Sided



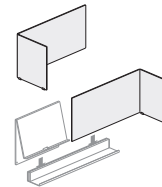
KUCU-0915-BNN
Belong Open C Cubby No Slots



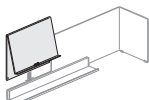
KUCU-1215-BNS
Belong Open C Cubby With Slots



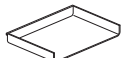
KUBT
Belong Base Tray



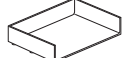
KULS
Belong Desk Top L-Screen



KURS
Belong Desk Top Reference Shelf



KUPT-0913-H
Belong Paper Tray



KUPT-0913-F
Belong Paper Tray



KUTC-0000-H
Belong Tool Cup



KUHS-0000-H
Belong Hanging Sorter



KUSH-0408-H
Belong Mini Shelf

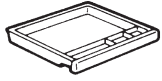
Statement of Line

Work Tools (cont'd) — pages 180-202

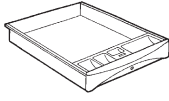
| | | | | | |
|---|---|---|---|---|---|
|  |  |  |  |  |  |
| KUBL-2030-FJ Belong Blotter | KURS-0010-H Belong Reference Shelf | KURS-0019-H Belong Reference Shelf | KURS-0012-B Belong Reference Shelf | KUAK Belong Accessory Kit | DTWC-2 Jump Stuff Tool Cup |
|  |  |  |  |  |  |
| DTPR-3 Jump Stuff Paper Sorter | DTSB-3 Jump Stuff Binder Bin | DTTS-12 DTTS-24 Jump Stuff Tack Strip | DTGK-3 Jump Stuff Gooseneck Kit | DMSP Jump Stuff Mini Shelf | DTTE-3 Jump Stuff Tote |
|  |  |  |  |  |  |
| DTTH-3 Jump Stuff Tote | DTHT-1 Jump Stuff Tote Strap | DTPT-3 Jump Stuff Phone Shelf | DTBS-3 Jump Stuff Phone Shelf Bracket | DTES-3 Jump Stuff Personal Shelf | DTAR-3 Jump Stuff Personal Shelf Bracket |
|  |  |  |  |  | |
| DTLT-2 Jump Stuff Letter Tray | DTLS-2 Jump Stuff Letter Tray Stacking Kit | DTSB-1 Jump Stuff Letter Tray Stacking Kit Bracket | DTRB Jump Stuff Waste Bin | DPKY-1 Jump Stuff Pile Master Kit | |
|  |  |  |  |  |  |
| DPKP-5 DBKP-5 Jump Stuff File Master Kit | DPKT-5 DBKT-5 Jump Stuff Task Master Kit | DPKS-5 DBKS-5 Jump Stuff Mini Master Kit | KUAM-0411 Magnetic Board | KUAM-0518 Magnetic Board | KUAH-0002 Magnetic Hooks |
|  |  |  | | | |
| KUAH-0003 Magnetic Hook | KUAP-0000 Magnetic Round Peg Magnets | KUAR-0403 Magnetic Mirror | | | |

Statement of Line

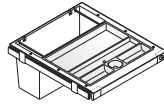
Workstation Accessories — pages 203-206



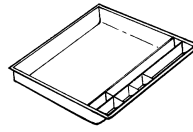
DS-3
Shallow Drawer



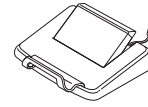
SCD-19
Steel Center Drawer



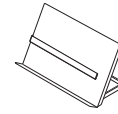
KUDP-2420
Pencil + Drawer



JAC-18
Pencil Drawer



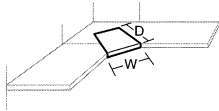
KU1L-0000-U
Adjustable Laptop Holder



KU1D-0000
Adjustable Document Holder



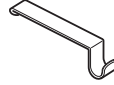
KU1F-0000
Adjustable Footrest



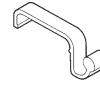
MAC-0001
Make-A-Corner



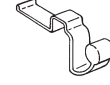
VZAC-0000-P
Compose All-Purpose Hook



VZAC-0000-H
Compose All-Purpose Hook



HCH-0008
PLACES All-Purpose Hook



HCH-0008-W
PLACES All-Purpose Hook
— For Low Profile Wood Top Cap Panels



CH-8
UniGroup All-Purpose Hook



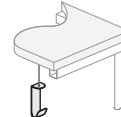
E2CH-8
UniGroup Too All-Purpose Hook



NAH-12
PREMISE All-Purpose Hook

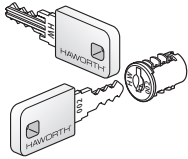


NAH-12-S
PREMISE All-Purpose Hook




KUWH-0202
Bag Hook

Lock Programs — pages 212-214



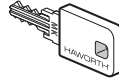
LSET
HW Lock Plugs and Keys



HW-SVC
HW Plugs and Keys




HWSK
HW Replacement Keys



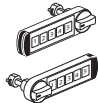
HWMK-1
HW Master Key



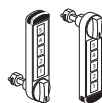
CK-3
HW Control Key



HWKB-1
HW Key Blank



HUDR-R
HUDR-L
Digital Lock



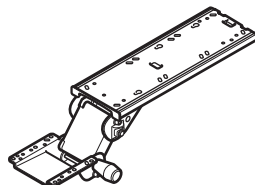
HUDR-B
HUDR-T
Digital Lock



HUDF-F
Digital Lock Control Key Fob

Adjustable Keyboard Pads

Locking Tilt AKP



KU1A-0017

| Description | Height Adjustment | Number ① | Price |
|------------------------------------|-----------------------|--------------|----------|
| 17"(432mm) Long Track/Locking Tilt | 2.5" Above/5.9" Below | KU1A-0017- N | \$379.07 |
| 21"(533mm) Long Track/Locking Tilt | 2.5" Above/5.9" Below | KU1A-0021- N | 379.07 |

Features

- Includes one locking tilt arm with track and Keyboard Tray.
- Patented spring-assisted Lift-n-Lock™ counter balancing system.
- Height adjustment range: 2.5" above/5.9" below worksurface.
- Soft-touch knob for locking tilt adjustment -15°/+15°.
- 360° rotation.
- In/Out travel:
 - 17" track length - 12"
 - 21" track length - 16.8"
- Track allows Keyboard Tray to be fully retracted under worksurface.
- Keyboard Tray Option: (Refer to Keyboard Tray for features)
 - (1) 21" wide Keyboard Tray with swivel Mouse Pad
 - (2) 21" wide Keyboard Tray without Mouse Pad
 - (3) 26" wide Keyboard Tray with space for mousing
- Standard in supplier black textured paint.
- Field installed.

To Order, Specify:

1) Product number, including:

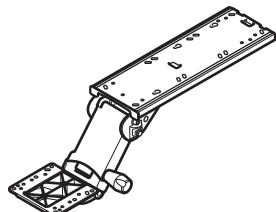
① Keyboard Tray Option

- 1 21" Keyboard with Mouse Pad, add \$40.38 list
- 2 21" Keyboard without Mouse Pad, no upcharge
- 3 26" Keyboard with built-in Mouse Pad, add \$80.77 list
(No finish specification required.)

Specification Tips

- 17" long (432mm) track fits under worksurfaces 18"(457mm) or deeper.
- 21" long (533mm) track fits under worksurfaces 22"(559mm) or deeper.
- Recommended for most corner applications.

Dial Tilt AKP



KU2A-0017

| Description | Height Adjustment | Number ① ② | Price |
|---------------------------------|-----------------------|----------------|----------|
| 17"(432mm) Long Track/Dial Tilt | 2.5" Above/6.1" Below | KU2A-0017- N N | \$406.42 |
| 21"(533mm) Long Track/Dial Tilt | 2.5" Above/6.1" Below | KU2A-0021- N N | 406.42 |

Features

- Includes one Dial Tilt arm with track and Keyboard Tray.
- Includes gauges that show tilt and height adjustments.
- Patented Dial Tilt adjustment of keyboard tray as knob is turned.
- Patented spring-assisted Lift-n-Lock™ counter balancing system.
- Height adjustment range: 2.5" above/6.1" below worksurface.
- Tilt allows adjustment -15°/+10°.
- Positive Tilt Lock Option allows tilt adjustment -15°/+0°.
- 5.5"(140mm) standard arm length.
- In/Out travel:
 - 17" track length - 12"
 - 21" track length - 16.8"
- Track allows Keyboard Tray to be fully retracted under worksurface.
- 360° rotation.
- Keyboard Tray Option: (Refer to Keyboard Tray for features)
 - (1) 21" wide Keyboard Tray with swivel Mouse Pad
 - (2) 21" wide Keyboard Tray without Mouse Pad
 - (3) 26" wide Keyboard Tray with space for mousing
- Standard in supplier black textured paint.
- Field installed.

To Order, Specify:

1) Product number, including:

① Keyboard Tray Option

- 1 21" Keyboard with Mouse Pad, add \$40.38 list
- 2 21" Keyboard without Mouse Pad, no upcharge
- 3 26" Keyboard with space for mousing, add \$80.77 list


② Positive Tilt Lock Option

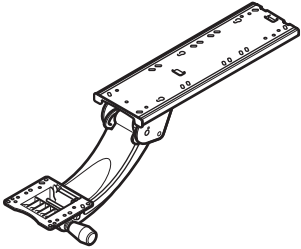
- P Positive Tilt Lock
- N None
(No finish specification required.)

Specification Tips

- 17"(432mm) track fits under worksurfaces 18"(457mm) or deeper.
- 21"(533mm) track fits under worksurfaces 22"(559mm) or deeper.
- Recommended for most corner applications.

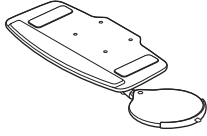
Adjustable Keyboard Pads

| | Description | Height Adjustment | Number ① ② | Price |
|--|---|----------------------|---------------|-----------------|
|  <p>KU3A-0023</p> | <p>Dial Tilt AKP - Extended Arm</p> <p>23"(584mm) Long Extended Track/Dial Tilt</p> <p>Features</p> <ul style="list-style-type: none"> Includes one Dial Tilt arm with track and Keyboard Tray. Includes gauges that show tilt and height adjustments. Patented Dial Tilt adjustment of keyboard tray as knob is turned. Patented spring-assisted Lift-n-Lock™ counter balancing system. Height adjustment range: 2.75" above/8" below worksurface. Tilt allows adjustment -15°/+10°. Positive Tilt Lock Option allows tilt adjustment -15°/+0°. 7.5"(191mm) standard arm length. In/Out travel: 18.1" Track allows Keyboard Tray to be fully retracted under worksurface. 360° rotation. Keyboard Tray Option: (Refer to Keyboard Tray for features) <ul style="list-style-type: none"> (1) 21" wide Keyboard Tray with swivel Mouse Pad (2) 21" wide Keyboard Tray without Mouse Pad (3) 26" wide Keyboard Tray with space for mousing Standard in supplier black textured paint. Field installed. <p>Specification Tips</p> <ul style="list-style-type: none"> 23"(584mm) track fits under worksurfaces 23"(584mm) or deeper. Recommended for most corner applications. | 2.75" Above/8" Below | KU3A-0023-■ ■ | \$440.31 |
| <p>To Order, Specify:</p> <p>1) Product number, including:</p> <p>① Tray Option</p> <ul style="list-style-type: none"> 1 21" Keyboard with Mouse Pad, add \$40.38 list 2 21" Keyboard without Mouse Pad, no upcharge 3 26" Keyboard with space for mousing, add \$80.77 list <p>② Positive Tilt Lock Option</p> <ul style="list-style-type: none"> P Positive Tilt Lock N None <p>(No finish specification required.)</p> | | | | |

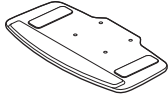
| | Description | Height Adjustment | Number ① ② | Price |
|---|---|------------------------|---------------|-----------------|
|  <p>KU4A-0023</p> | <p>Sit-to-Stand AKP</p> <p>23"(584mm) Long Track/Sit-to-Stand</p> <p>Features</p> <ul style="list-style-type: none"> Includes one locking tilt arm with track and Keyboard Tray. Patented spring-assisted Lift-n-Lock™ counter balancing system. Height adjustment range: 8.25" above/5.9" below worksurface. Tilt allows adjustment -15°/+10°. Positive Tilt Lock Option allows tilt adjustment -15°/+0°. 7.5"(191mm) standard arm length. In/Out travel: 18.1" Track allows Keyboard Tray to be fully retracted under worksurface. 360° rotation. Keyboard Tray Option: (Refer to Keyboard Tray for features) <ul style="list-style-type: none"> (1) 21" wide Keyboard Tray with swivel Mouse Pad (2) 21" wide Keyboard Tray without Mouse Pad (3) 26" wide Keyboard Tray with space for mousing Standard in supplier black textured paint. Field installed. <p>Specification Tips</p> <ul style="list-style-type: none"> 23"(584mm) track fits under worksurfaces 23"(584mm) or deeper. Recommended for most corner applications. | 8.25" Above/5.9" Below | KU4A-0023-■ ■ | \$467.66 |
| <p>To Order, Specify:</p> <p>1) Product number, including:</p> <p>① Keyboard Tray Option</p> <ul style="list-style-type: none"> 1 21" Keyboard with Mouse Pad, add \$40.38 list 2 21" Keyboard without Mouse Pad, no upcharge 3 26" Keyboard with space for mousing, add \$80.77 list <p>② Positive Tilt Lock Option</p> <ul style="list-style-type: none"> P Positive Tilt Lock N None <p>(No finish specification required.)</p> | | | | |

Adjustable Keyboard Pads

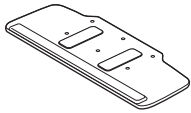
Keyboard Trays – included with Number KU AKP Arm



21" Keyboard Tray with swivel mouse pad (1)



21" Keyboard Tray without mouse pad (2)



26" Keyboard Tray with space for mousing (3)

Features

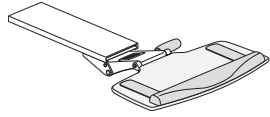
- Includes one Keyboard Tray in different configurations.
- Sizes: 20"(508mm) wide x 11"(279mm) deep;
Mouse Pad adds 8.4"(213mm) to width
26"(660mm) wide x 11"(279mm) deep
- Keyboard Tray Options:
 - (1) 21" wide Keyboard Tray with 360° swivel Mouse Pad with mouse edge guard and cable manager
 - (2) 21" wide Keyboard tray without Mouse Pad
 - (3) 26" wide Keyboard Tray with space for mousing
- Keyboards are made from 0.5" thick HDPE (High Density Polyethylene) in textured supplier black.
- Keyboard Trays include anti-skid strips to hold keyboard in place.
- Standard with removable palm rest.
- Keyboard with mouse pad; Mouse Pad can be attached on either right or left side of Keyboard Tray; rotates 360° independent of keyboard tray.
- Field installed.

Specification Tips

- Keyboard Tray has mounting holes for attachment to AKP numbers: KU1A, KU2A, KU3A and KU4A.
- 21" Keyboard Tray recommended for use with most corner worksurfaces.
- 26" Keyboard Tray recommended for rectangular worksurfaces with flat edges; not recommended for corner worksurfaces.

Adjustable Keyboard Pads

| | Description | Number ^{1 2} | Price |
|-------------------------|-------------------------|--|-----------------|
| Thin Profile AKP | 17"(432mm) Thin Profile | KU5A-0017- <input type="checkbox"/> <input type="checkbox"/> | \$379.07 |
| | 21"(533mm) Thin Profile | KU5A-0021- <input type="checkbox"/> <input type="checkbox"/> | 379.07 |



KU5A

Features

- Includes one Dial Tilt arm with track and Keyboard Tray.
- Gauges show tilt and height adjustments.
- Patented Dial Tilt adjustment of keyboard tray .
- Patented spring-assisted Lift-n-Lock™ counter balancing system.
- Height adjustment range: 1.19"(30mm) above/6.5"(165mm) below worksurface.
- Tilt allows adjustment -20°/+10°.
- Positive Tilt Lock Option allows tilt adjustment -20°/+0°.
- 7.5"(191 mm) standard arm length.
- In/Out travel: 12"(305mm) for 17"(432mm) and 16.75"(419mm) for 21"(533mm) track.
- Track allows Keyboard Tray to be fully retracted under worksurface.
- 360° rotation.
- Keyboard Tray Option: (Refer to Keyboard Tray for features)
 - (1) 21"(533mm) wide Keyboard Tray with swivel Mouse Pad
 - (2) 21"(533mm) wide Keyboard Tray without Mouse Pad
 - (3) 26"(660mm) wide Keyboard Tray with space for mousing
- Standard in supplier black textured paint.
- Field installed.

To Order, Specify:

1) Product number, including:

1 Tray Option:

- 1** Keyboard with Mouse Pad, add **\$40.38** list
- 2** Keyboard without Mouse Pad, no upcharge
- 3** Keyboard with space for mousing, add **\$80.77** list

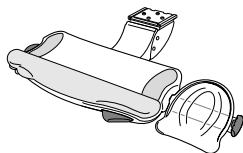
2 Positive Tilt Lock Option:

- P** Positive Tilt Lock
- N** None

(No finish specification required.)

Adjustable Keyboard Pads

| | Height | Depth | Width | Description | Number | Price |
|---|-------------|------------|------------|---------------------------------------|-----------|-----------------|
| Boogie Board Keyboard Tray with Palm Rest and Integrated Mouse Pad | 5.3"(135mm) | 12"(305mm) | 28"(711mm) | 17"(432mm) track, Comfort Palm Rest | HKTC-17-M | \$672.97 |
| | | | | 17"(432mm) track, Ergonomic Palm Rest | HKTE-17-M | 672.97 |
| | | | | 21"(533mm) track, Comfort Palm Rest | HKTC-21-M | 672.97 |
| | | | | 21"(533mm) track, Ergonomic Palm Rest | HKTE-21-M | 672.97 |



HKTC-M
HKTE-M

Features

- Palm rests available in ergonomic height adjustable or soft comfort versions.
- Stores under worksurface or lift entire tray to pull out. Release tray and it automatically saves distance-to-desk position.
- Intuitive single lever on front of AKP adjusts both height and tilt.
- Spring assisted adjustment (with automatic lock) of 6.5"(165mm) above worksurface and 4"(102mm) below.
- Integrated mouse pad tilts independently of keyboard tray.
- Includes mouse pad insert (not shown) for optional use.
- Mouse pad is interchangeable between right- and left-hand applications.
- Ease of modifying positions reduces repetitive stress injuries by encouraging AKP repositioning throughout the day.
- Superior stability (patented arm mechanism makes for smooth and stable operation).
- A simple guide for new users located within the AKP for referencing.
- Keyboard tray and mouse pad tilt +/-15°.
- 360° rotation.
- 17"(432mm) track fits under worksurfaces 18"(457mm) or deeper.
- 21"(533mm) track fits under worksurfaces 22"(559mm) or deeper.

To Order, Specify:

- 1) Product number.
- 2) Translucent finish color.

Boogie Board is available in the following finish colors:

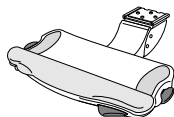
- TR-0LX Ice (translucent blue) Keyboard tray in smoke with accents of graphite (palm rest, mouse pad insert and bottom of keyboard tray), and black (arm).
- TR-0LU Shadow (translucent charcoal) Keyboard tray in charcoal with accents of graphite (palm rest, mouse pad insert and bottom of keyboard tray), and black (arm).

Positive Tilt Lock-Out Option:

For positive tilt lock-out option (0° to -15° tilt only), add suffix **P** to the product number.

Example: HKTC-17-MP

| | | | | | | |
|--|-------------|------------|------------|---------------------------------------|-----------|-----------------|
| Boogie Board Keyboard Tray with Palm Rest | 5.3"(135mm) | 12"(305mm) | 21"(533mm) | 17"(432mm) track, Comfort Palm Rest | HKTC-17-N | \$636.86 |
| | | | | 17"(432mm) track, Ergonomic Palm Rest | HKTE-17-N | 636.86 |
| | | | | 21"(533mm) track, Comfort Palm Rest | HKTC-21-N | 636.86 |
| | | | | 21"(533mm) track, Ergonomic Palm Rest | HKTE-21-N | 636.86 |



HKTC-N
HKTE-N

Features

- Palm rests available in ergonomic height adjustable or soft comfort versions.
- Stores under worksurface or lift entire tray to pull out. Release tray and it automatically saves distance-to-desk position.
- Intuitive single lever on front of AKP adjusts both height and tilt.
- Spring assisted adjustment (with automatic lock) of 6.5"(165mm) above worksurface and 4"(102mm) below.
- Ease of modifying positions reduces repetitive stress injuries by encouraging AKP repositioning throughout the day.
- Superior stability (patented arm mechanism makes for smooth and stable operation).
- A simple guide for new users located within the AKP for referencing.
- Keyboard tray and mouse pad tilt +/-15°.
- 360° rotation.
- 17"(432mm) track fits under worksurfaces 18"(457mm) or deeper.
- 21"(533mm) track fits under worksurfaces 22"(559mm) or deeper. Recommended for most corner applications.

To Order, Specify:

- 1) Product number.
- 2) Translucent finish color.

Boogie Board is available in the following finish colors:

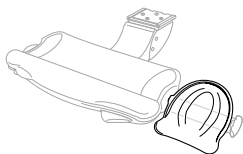
- TR-0LX Ice (translucent blue) Keyboard tray in smoke with accents of graphite (palm rest and bottom of keyboard tray), and black (arm).
- TR-0LU Shadow (translucent charcoal) Keyboard tray in charcoal with accents of graphite (palm rest and bottom of keyboard tray), and black (arm).

Positive Tilt Lock-Out Option:

For positive tilt lock-out option (0° to -15° tilt only), add suffix **P** to the product number.

Example: HKTC-17-MP

| | | | | | | |
|-------------------------------|----------|------------|-----------|--|--------|----------------|
| Boogie Board Mouse Pad | 1"(25mm) | 11"(279mm) | 8"(203mm) | | HKMP-1 | \$68.43 |
|-------------------------------|----------|------------|-----------|--|--------|----------------|



HKMP-1

Features

- For use with Boogie Board AKP or on top of worksurface.
- Integrated teeth allow right- or left-handed keyboard applications.
- Easily attaches to keyboard tray.
- Includes mouse pad insert (not shown) for optional use.

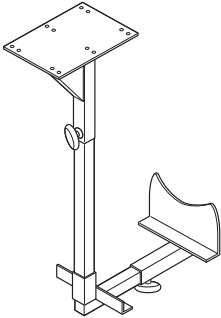
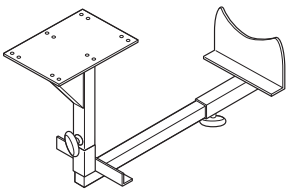
To Order, Specify:

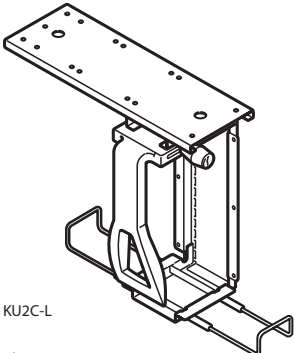
- 1) Product number.
- 2) Translucent finish color.

Boogie Board mouse pad is available in the following finish colors:

- TR-0LX Ice (translucent blue) Mouse pad insert standard in graphite.
- TR-0LU Shadow (translucent charcoal) Mouse pad insert standard in graphite.

CPU Holders

| | Description | Number | Price |
|--|---|-------------|--|
|  <p>KU1C - Vertical</p>  <p>KU1C - Horizontal Class YA - GSA: Open Market</p> | Fixed Mount CPU Holder | KU1C-0000-N | \$122.45 |
| | <p>Features</p> <ul style="list-style-type: none"> • Includes one fixed mount CPU holder. • Mounts under tops in either vertical or horizontal position. • Vertical Mount adjustment ranges: <ul style="list-style-type: none"> -Height adjustment for CPU: 15.5" to 20" -Width adjustment for CPU: 5.5" to 9.8" -Overall height adjustment: 17.5" to 22" -Overall width adjustment: 9.25" to 13.5" • Horizontal Mount adjustment ranges: <ul style="list-style-type: none"> -Height adjustment for CPU: 7.3" to 11.3" -Width adjustment for CPU: 13.8" to 18.8" -Overall height adjustment: 9.25" to 13.5" -Overall width adjustment: 17.5" to 22.5" • Control knobs allow adjustments as needed. • Standard in supplier black. • Field installed. | | <p>To Order, Specify:</p> <p>1) Product number. (No finish specification required.)</p> |
| | <p>Specification Tips</p> <ul style="list-style-type: none"> • 85 lbs. maximum weight load. • Fits under tops 18"(457mm) or deeper. • Mounting Plate Size: <ul style="list-style-type: none"> -5.35"(136mm) deep x 3.94"(100mm) wide | | |
| | <p>Note: Recommended for use with:</p> <ul style="list-style-type: none"> -UniGroup[®] Too applications. -PREMISE[®] and Compose[®] applications directly adjacent to floor support. -X Series Caseloads. -Contact Sales Engineering for all other applications. | | |

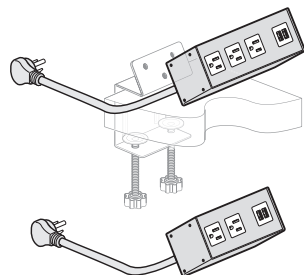
| | Description | Track Length | Number | Price |
|--|--|--------------|--|----------|
|  <p>KU2C-L</p> <p>Class YA - SIN 711-2; Discount Group X</p> | Adjustable Mount CPU Holder | 17"(432mm) | KU2C-0000-N | \$175.85 |
| | Adjustable Mount CPU Holder - Locking | 17"(432mm) | KU2C-0000-L | \$298.30 |
| | <p>Features</p> <ul style="list-style-type: none"> • Includes one adjustable mount CPU Holder with or without lock. • Mounts under tops. • CPU holder mechanism 360° rotation dependent upon track location. • Plastic side clamp with bumpers; control knob adjusts clamp. • Adjustment Ranges: <ul style="list-style-type: none"> -Height: 13.5" to 22.5" -Width: 3.5" to 9.3" -Depth: 14.75" to 22.3" • 17"(432mm) adjustable track with plastic glides. • Locks cannot be retrofitted nor keyed-alike to match Haworth lock plugs or keys. • Standard in supplier black textured paint. • Field installed. | | <p>To Order, Specify:</p> <p>1) Product number. (No finish specification required.)</p> | |
| | <p>Specification Tips</p> <ul style="list-style-type: none"> • 85 lbs. maximum weight load. • 17"(432mm) track fits under tops 18"(457mm) or deeper. | | | |
| | <p>Note: Recommended for use with:</p> <ul style="list-style-type: none"> -UniGroup[®] Too applications. -PREMISE[®] and Compose[®] applications directly adjacent to floor support. -X Series Caseloads. -Contact Sales Engineering for all other applications. | | | |

Electrical Components

Classic Power Module

| Width | Depth | Cord Length | Trim Color | Color | Port | Configuration | Number | Price |
|---------------|-------|-------------|------------|-------|------|-------------------------------------|-----------------|-----------------|
| Corded | | | | | | | | |
| | | 6'(1829mm) | Black | Black | 3 | 2 Power Receptacles, 1 USB Charging | EUF1-PF0B-21000 | \$199.60 |
| | | | | | 4 | 3 Power Receptacles, 1 USB Charging | EUF1-PF0B-31000 | 209.91 |
| | | 6'(1829mm) | White | White | 3 | 2 Power Receptacles, 1 USB Charging | EUF1-PF0W-21000 | \$199.60 |
| | | | | | 4 | 3 Power Receptacles, 1 USB Charging | EUF1-PF0W-31000 | 209.91 |
| | | 10'(3048mm) | Black | Black | 3 | 2 Power Receptacles, 1 USB Charging | EUF1-PJ0B-21000 | \$214.84 |
| | | | | | 4 | 3 Power Receptacles, 1 USB Charging | EUF1-PJ0B-31000 | 225.15 |
| | | 10'(3048mm) | White | White | 3 | 2 Power Receptacles, 1 USB Charging | EUF1-PJ0W-21000 | \$214.84 |
| | | | | | 4 | 3 Power Receptacles, 1 USB Charging | EUF1-PJ0W-31000 | 225.15 |

Classic Power Module



EUF1



Features

- Includes power module with 3 or 4 ports configured with simplex outlets (NEMA-5-15R), USB charging port (with two USB outlets).
- Corded power module with 15 amp - 6'(1829mm) or 10'(3048mm) long cord with plug (NEMA 5-15P).
- USB Charging Port consists of two 5V USB 2.0 style A outlets, each with 10.5W (2.1Amp) charging capacity.
- Attaches to surface with separately specified mounting brackets.
- Color option of black or white front.

Specification Tips

- Configuration and quantity of power and USB ports cannot be modified in the field.
- For use with 120 volt 60 hertz power source only.
- Requires field installation.
- Application may require approval of local authority having jurisdiction (AHJ); ensure compliance before placing orders and installation.
- Separately specified:
 - Mounting Bracket

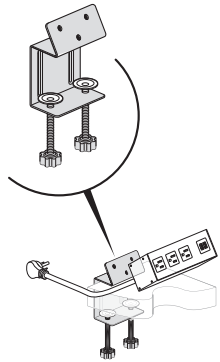
To Order, Specify:

- 1) Product number.
(No finish specification required.)

Electrical Components

Classic Power Module Brackets

| | Description | Number | Price |
|--|-------------|--------------|---------|
| Classic Power Module Bracket - Angled | Black | EUFB-0000-AB | \$47.88 |
| | White | EUFB-0000-AW | 47.88 |



EUFB-0000-AB

Features

- Includes one Classic Power Module mounting bracket and mounting hardware.
- Fixed Bracket mounts Classic Power Module to edge of worksurface with thumb screws for ease of relocation.

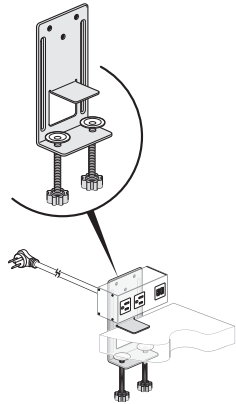
Specification Tips

- **Accommodates 2”(51mm) thick tops.**
- Classic Power Module applications should be reviewed by local authorities (electrical inspector) prior to ordering due to varying local codes.
- Recommended for use on panel mounted worksurface or freestanding table top.

To Order, Specify:

- 1) Product number.
(No finish specification required.)

| | | | |
|--|-------|--------------|---------|
| Classic Power Module Bracket - Vertical Bracket | Black | EUFB-0000-SB | \$47.88 |
| | White | EUFB-0000-SW | 47.88 |



EUFB-0000-SB

Features

- Includes one Classic Power Module mounting bracket and mounting hardware.
- Adjustable bracket mounts Classic Power Module to edge of worksurface with thumb screws for ease of relocation.

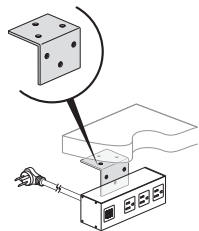
Specification Tips

- **Accommodates 2”(51mm) thick tops.**
- Adjustable Classic Power Module Bracket may interfere with Screen application.
- Classic Power Module applications should be reviewed by local authorities (electrical inspector) prior to ordering due to varying local codes.
- Recommended for use on freestanding table top.

To Order, Specify:

- 1) Product number.
(No finish specification required.)

| | | | |
|---|-------|--------------|---------|
| Classic Power Module Bracket - Under Surface | Black | EUFB-0000-UB | \$47.88 |
| | White | EUFB-0000-UW | 47.88 |



EUFB-0000-UB

Features

- Includes one Classic Power Module mounting bracket and mounting hardware.
- Under Surface bracket mounts Classic Power Module under worksurface with mounting screws.

Specification Tips

- Under surface Classic Power Module bracket may be used on top of worksurface in restricted reach (ADA) applications. Mounting screws will deface top of worksurface.
- Classic Power Module applications should be reviewed by local authorities (electrical inspector) prior to ordering due to varying local codes.

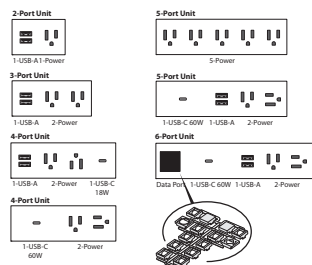
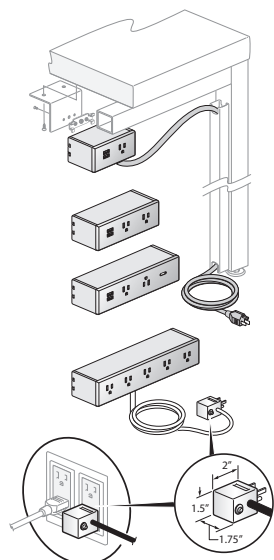
To Order, Specify:

- 1) Product number.
(No finish specification required.)

Electrical Components

Seamless Enhanced Power Module

Seamless Enhanced Power Module



EUS1-PF0B
EUS1-PF0W
EUS1-HL0B
EUS1-HL0W



Features

- Includes power module with 2, 3, 4, 5 or 6 ports configured with simplex outlets (NEMA-5-15R), USB charging port or data ports and mounting hardware.
- Power Modules specified with a data port includes a variety of data port adapters and blank covers, which accommodate most varieties of field supplied data/AV Jacks.
- Corded power module with 15 amp - 6'(1829mm) or 12'(3658mm) long cord with plug (NEMA 5-15P).
- Hardwire power module with 12'(3658mm) flexible galvanized metal conduit with fitting for 0.5"(13mm) knockout and wires for hardwire connection.
- USB-A provides two 10W charging ports.
- USB-C 18W and USB-C 60W charging ports not available for hardwire.
- USB-C 18W can provide fast charge for a mobile phone. Occupies one charging port.
- USB-C 60W can charge a computer. Occupies two charging ports.
- Attaches to surface with separately specified mounting brackets.
- Enhanced Power Module Bracket EUDB-0000-B_ for perimeter edge power.
- Color option of black or white plastic front.

Specification Tips

- Configuration and quantity of power and data ports cannot be modified in the field.
- For use with 120 volt 60 hertz power source only.
- Requires field installation.
- Specify AV cables separately.
- Application may require approval of local authority having jurisdiction (AHJ); ensure compliance before placing orders and installation.
- Separately specified:
 - Mounting Bracket
 - Horizontal and Vertical Wire Management

To Order, Specify:

- 1) Product number.
(No finish specification required.)

Electrical Components

Seamless Enhanced Power Module

| Width | Depth | Cord Length | Trim Color | Color | Port | Configuration | Number | Price |
|---------------|--------------|-------------|------------|-------|------|--|------------------|-----------------|
| Corded | | | | | | | | |
| 4"(102mm) | 1.875"(48mm) | 6'(1829mm) | Black | Black | 2 | 1 Power Receptacles, 1 Data Port | EUS1-PF0B-1010 | \$350.98 |
| | | | | | | 1 Power Receptacles, 1 USB-A Charging | EUS1-PF0B-1100 | 419.80 |
| | | | | | | 2 Power Receptacles | EUS1-PF0B-2000 | 350.98 |
| 5.5"(140mm) | | | | | 3 | 1 Power Receptacles, 1 USB-C 60W Charging | EUS1-PF0B-100001 | \$600.94 |
| | | | | | | 2 Power Receptacles, 1 Data Port | EUS1-PF0B-2010 | 410.62 |
| | | | | | | 2 Power Receptacles, 1 USB-A Charging | EUS1-PF0B-2100 | 479.44 |
| | | | | | | 3 Power Receptacles | EUS1-PF0B-3000 | 410.62 |
| 7"(178mm) | | | | | 4 | 2 Power Receptacles, 2 USB-A Charging | EUS1-PF0B-2200 | \$548.26 |
| | | | | | | 2 Power Receptacles, 1 USB-A Charging, 1 USB-C 18W Charging | EUS1-PF0B-210010 | 595.29 |
| | | | | | | 2 Power Receptacles, 1 USB-C 60W Charging | EUS1-PF0B-200001 | 600.94 |
| | | | | | | 2 Power Receptacles, 1 USB-A Charging, 1 Data Port | EUS1-PF0B-2110 | 479.44 |
| | | | | | | 2 Power Receptacles, 1 Data Port, 1 USB-C 18W Charging | EUS1-PF0B-201010 | 526.47 |
| 9.5"(241mm) | | | | | 5 | 2 Power Receptacles, 1 USB-A Charging, 1 USB-C 60W Charging | EUS1-PF0B-210001 | \$729.41 |
| | | | | | | 3 Power Receptacles, 1 USB-A Charging, 1 Data Port | EUS1-PF0B-3110 | 539.09 |
| | | | | | | 3 Power Receptacles, 2 USB-A Charging | EUS1-PF0B-3200 | 607.91 |
| | | | | | | 4 Power Receptacles, 1 Data Port | EUS1-PF0B-4010 | 470.27 |
| 11"(279mm) | | | | | 6 | 5 Power Receptacles | EUS1-PF0B-5000 | 470.27 |
| | | | | | | 2 Power Receptacles, 1 USB-A Charging, 1 Data Port, 1 USB-C 60W Charging | EUS1-PF0B-211001 | \$789.05 |
| 4"(102mm) | 1.875"(48mm) | 6'(1829mm) | White | White | 2 | 1 Power Receptacles, 1 Data Port | EUS1-PF0W-1010 | \$231.69 |
| | | | | | | 1 Power Receptacles, 1 USB-A Charging | EUS1-PF0W-1100 | 300.51 |
| | | | | | | 2 Power Receptacles | EUS1-PF0W-2000 | 231.69 |
| 5.5"(140mm) | | | | | 3 | 1 Power Receptacles, 1 USB-C 60W Charging | EUS1-PF0W-100001 | \$481.65 |
| | | | | | | 2 Power Receptacles, 1 Data Port | EUS1-PF0W-2010 | 291.33 |
| | | | | | | 2 Power Receptacles, 1 USB-A Charging | EUS1-PF0W-2100 | 360.15 |
| 7"(178mm) | | | | | 4 | 3 Power Receptacles | EUS1-PF0W-3000 | 291.33 |
| | | | | | | 2 Power Receptacles, 2 USB-A Charging | EUS1-PF0W-2200 | \$428.97 |
| | | | | | | 2 Power Receptacles, 1 USB-A Charging, 1 USB-C 18W Charging | EUS1-PF0W-210010 | 476.00 |
| | | | | | | 2 Power Receptacles, 1 USB-C 60W Charging | EUS1-PF0W-200001 | 481.65 |
| 9.5"(241mm) | | | | | 5 | 2 Power Receptacles, 1 USB-A Charging, 1 Data Port | EUS1-PF0W-2110 | 360.15 |
| | | | | | | 2 Power Receptacles, 1 Data Port, 1 USB-C 18W Charging | EUS1-PF0W-201010 | 407.18 |
| | | | | | | 2 Power Receptacles, 1 USB-A Charging, 1 USB-C 60W Charging | EUS1-PF0W-210001 | \$608.12 |
| | | | | | | 3 Power Receptacles, 1 USB-A Charging, 1 Data Port | EUS1-PF0W-3110 | 419.80 |
| 11"(279mm) | | | | | 6 | 3 Power Receptacles, 2 USB-A Charging | EUS1-PF0W-3200 | 488.62 |
| | | | | | | 4 Power Receptacles, 1 Data Port | EUS1-PF0W-4010 | 350.98 |
| | | | | | | 5 Power Receptacles | EUS1-PF0W-5000 | 350.98 |
| | | | | | | 2 Power Receptacles, 1 USB-A Charging, 1 Data Port, 1 USB-C 60W Charging | EUS1-PF0W-211001 | \$669.80 |
| 4"(102mm) | 1.875"(48mm) | 12'(3658mm) | Black | Black | 2 | 1 Power Receptacles, 1 Data Port | EUS1-PL0B-1010 | \$407.05 |
| | | | | | | 1 Power Receptacles, 1 USB-A Charging | EUS1-PL0B-1100 | 475.87 |
| | | | | | | 2 Power Receptacles | EUS1-PL0B-2000 | 407.05 |
| 5.5"(140mm) | | | | | 3 | 1 Power Receptacles, 1 USB-C 60W Charging | EUS1-PL0B-100001 | \$657.01 |
| | | | | | | 2 Power Receptacles, 1 Data Port | EUS1-PL0B-2010 | 466.69 |
| | | | | | | 2 Power Receptacles, 1 USB-A Charging | EUS1-PL0B-2100 | 535.51 |
| 7"(178mm) | | | | | 4 | 3 Power Receptacles | EUS1-PL0B-3000 | 466.69 |
| | | | | | | 2 Power Receptacles, 2 USB-A Charging | EUS1-PL0B-2200 | \$604.33 |
| | | | | | | 2 Power Receptacles, 1 USB-A Charging, 1 USB-C 18W Charging | EUS1-PL0B-210010 | 651.36 |
| | | | | | | 2 Power Receptacles, 1 USB-C 60W Charging | EUS1-PL0B-200001 | 657.01 |
| 9.5"(241mm) | | | | | 5 | 2 Power Receptacles, 1 USB-A Charging, 1 Data Port | EUS1-PL0B-2110 | 535.51 |
| | | | | | | 2 Power Receptacles, 1 Data Port, 1 USB-C 18W Charging | EUS1-PL0B-201010 | 582.54 |
| | | | | | | 2 Power Receptacles, 1 USB-A Charging, 1 USB-C 60W Charging | EUS1-PL0B-210001 | \$785.48 |
| | | | | | | 3 Power Receptacles, 1 USB-A Charging, 1 Data Port | EUS1-PL0B-3110 | 595.16 |
| 11"(279mm) | | | | | 6 | 3 Power Receptacles, 2 USB-A Charging | EUS1-PL0B-3200 | 663.98 |
| | | | | | | 4 Power Receptacles, 1 Data Port | EUS1-PL0B-4010 | 526.34 |
| | | | | | | 5 Power Receptacles | EUS1-PL0B-5000 | 526.34 |
| | | | | | | 2 Power Receptacles, 1 USB-A Charging, 1 Data Port, 1 USB-C 60W Charging | EUS1-PL0B-211001 | \$845.16 |

Electrical Components

Seamless Enhanced Power Module

| Width | Depth | Cord Length | Trim Color | Color | Port | Configuration | Number | Price |
|-----------------|--------------|-------------|------------|-------|------|--|------------------|-----------------|
| Corded | | | | | | | | |
| 4"(102mm) | 1.875"(48mm) | 12'(3658mm) | White | White | 2 | 1 Power Receptacles, 1 Data Port | EUS1-PL0W-1010 | \$287.76 |
| | | | | | | 1 Power Receptacles, 1 USB-A Charging | EUS1-PL0W-1100 | 356.58 |
| | | | | | | 2 Power Receptacles | EUS1-PL0W-2000 | 287.76 |
| 5.5"(140mm) | | | | | 3 | 1 Power Receptacles, 1 USB-C 60W Charging | EUS1-PL0W-100001 | \$537.72 |
| | | | | | | 2 Power Receptacles, 1 Data Port | EUS1-PL0W-2010 | 347.40 |
| | | | | | | 2 Power Receptacles, 1 USB-A Charging | EUS1-PL0W-2100 | 416.22 |
| | | | | | | 3 Power Receptacles | EUS1-PL0W-3000 | 347.40 |
| 7"(178mm) | | | | | 4 | 2 Power Receptacles, 2 USB-A Charging | EUS1-PL0W-2200 | \$485.04 |
| | | | | | | 2 Power Receptacles, 1 USB-A Charging, 1 USB-C 18W Charging | EUS1-PL0W-210010 | 532.07 |
| | | | | | | 2 Power Receptacles, 1 USB-C 60W Charging | EUS1-PL0W-200001 | 537.72 |
| | | | | | | 2 Power Receptacles, 1 USB-A Charging, 1 Data Port | EUS1-PL0W-2110 | 416.22 |
| | | | | | | 2 Power Receptacles, 1 Data Port, 1 USB-C 18W Charging | EUS1-PL0W-201010 | 463.25 |
| 9.5"(241mm) | | | | | 5 | 2 Power Receptacles, 1 USB-A Charging, 1 USB-C 60W Charging | EUS1-PL0W-210001 | \$610.12 |
| | | | | | | 3 Power Receptacles, 1 USB-A Charging, 1 Data Port | EUS1-PL0W-3110 | 475.87 |
| | | | | | | 3 Power Receptacles, 2 USB-A Charging | EUS1-PL0W-3200 | 544.69 |
| | | | | | | 4 Power Receptacles, 1 Data Port | EUS1-PL0W-4010 | 407.05 |
| 11"(279mm) | | | | | 6 | 5 Power Receptacles | EUS1-PL0W-5000 | 407.05 |
| | | | | | | 2 Power Receptacles, 1 USB-A Charging, 1 Data Port, 1 USB-C 60W Charging | EUS1-PL0W-211001 | 725.87 |
| Hardwire | | | | | | | | |
| 4"(102mm) | 1.875"(48mm) | 12'(3658mm) | Black | Black | 2 | 1 Power Receptacles, 1 Data Port | EUS1-HL0B-1010 | \$477.34 |
| | | | | | | 1 Power Receptacles, 1 USB-A Charging | EUS1-HL0B-1100 | 546.16 |
| | | | | | | 2 Power Receptacles | EUS1-HL0B-2000 | 477.34 |
| 5.5"(140mm) | | | | | 3 | 2 Power Receptacles, 1 Data Port | EUS1-HL0B-2010 | \$536.98 |
| | | | | | | 2 Power Receptacles, 1 USB-A Charging | EUS1-HL0B-2100 | 605.80 |
| | | | | | | 3 Power Receptacles | EUS1-HL0B-3000 | 536.98 |
| 7"(178mm) | | | | | 4 | 2 Power Receptacles, 2 USB-A Charging | EUS1-HL0B-2200 | \$674.62 |
| | | | | | | 2 Power Receptacles, 1 USB-A Charging, 1 Data Port | EUS1-HL0B-2110 | 605.80 |
| 9.5"(241mm) | | | | | 5 | 3 Power Receptacles, 1 USB-A Charging, 1 Data Port | EUS1-HL0B-3110 | \$665.45 |
| | | | | | | 3 Power Receptacles, 2 USB-A Charging | EUS1-HL0B-3200 | 734.27 |
| | | | | | | 4 Power Receptacles, 1 Data Port | EUS1-HL0B-4010 | 596.63 |
| 4"(102mm) | 1.875"(48mm) | 12'(3658mm) | White | White | 2 | 5 Power Receptacles | EUS1-HL0B-5000 | 596.63 |
| | | | | | | 1 Power Receptacles, 1 Data Port | EUS1-HL0W-1010 | \$358.05 |
| | | | | | | 1 Power Receptacles, 1 USB-A Charging | EUS1-HL0W-1100 | 426.87 |
| 5.5"(140mm) | | | | | 3 | 2 Power Receptacles | EUS1-HL0W-2000 | 358.05 |
| | | | | | | 2 Power Receptacles, 1 Data Port | EUS1-HL0W-2010 | \$417.69 |
| | | | | | | 2 Power Receptacles, 1 USB-A Charging | EUS1-HL0W-2100 | 486.51 |
| 7"(178mm) | | | | | 4 | 3 Power Receptacles | EUS1-HL0W-3000 | 417.69 |
| | | | | | | 2 Power Receptacles, 2 USB-A Charging | EUS1-HL0W-2200 | \$555.33 |
| | | | | | | 2 Power Receptacles, 1 USB-A Charging, 1 Data Port | EUS1-HL0W-2110 | 486.51 |
| 9.5"(241mm) | | | | | 5 | 3 Power Receptacles, 1 USB-A Charging, 1 Data Port | EUS1-HL0W-3110 | \$546.16 |
| | | | | | | 3 Power Receptacles, 2 USB-A Charging | EUS1-HL0W-3200 | 614.98 |
| | | | | | | 4 Power Receptacles, 1 Data Port | EUS1-HL0W-4010 | 477.34 |
| | | | | | | 5 Power Receptacles | EUS1-HL0W-5000 | 477.34 |

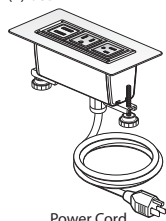
This page intentionally blank

Electrical Components

Flush Mounted Power — Corded

3-Port:

- (2) Power
- (1) USB

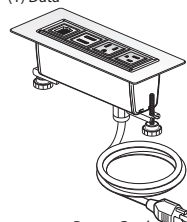


Power Cord

EUB1-PL0B-2100

4-Port:

- (2) Power
- (1) USB
- (1) Data

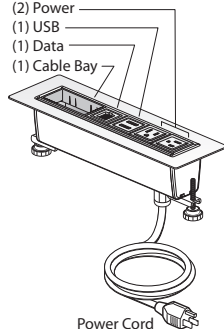


Power Cord

EUB1-PL0B-2110

6-Port:

- (2) Power
- (1) USB
- (1) Data
- (1) Cable Bay

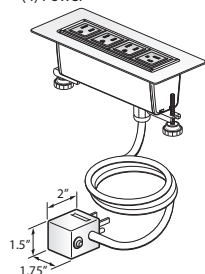


Power Cord

EUB1-PL0B-2112

4-Port:

- (4) Power



NOTE:
Always Fused Plug when more than 3 power outlets specified.
EUB1-PL0B-4000



Features

- Includes power module with 3, 4 or 6 ports that can be configured with simplex outlets (NEMA-5-15R), USB charging port (with two USB outlets), data ports or cable bay(s) that can accept up to two pull out data/AV cables and mounting hardware.
- Data port accommodate most varieties of field supplied data/AV jacks.
- Corded power module with 15 amp - 12'(3658mm) long cord with plug (NEMA 5-15P).
- USB Charging Port consists of two USB 2.0 style A outlets. 4 Amp (shared) charging capacity.
- Attaches to surface with use of included mounting brackets.
- Flush Mount has an overall housing depth of 4"(102mm) and will extend into mounting surface.
- Color option of black painted bezel with black receptacles or white painted bezel with white receptacles.

Specification Tips

- **Configuration and quantity of power and data ports cannot be modified in the field.**
- **For use with 120 volt 60 hertz power source only.**
- Requires field installation.
- Requires field cut access hole for power cord/conduit routing.
- Specify AV cables separately.
- Cable Bay requires cables less than 0.3"(7.6mm) diameter.
- Application may require approval of local authority having jurisdiction (AHJ); ensure compliance before placing orders and installation.

To Order, Specify:

- 1) Product number.
(No finish specification required.)

Electrical Components

Flush Mounted Power — Corded

| Top Width | Top Depth | Cord Length | Trim Color | Port Color | Port | Configuration | Number | Price | | | | | | |
|---|----------------|-------------|------------|------------|------|--|----------------|-----------|--|--|---|---|----------------|-----------|
| Corded | | | | | | | | | | | | | | |
| 6.75"(171mm) | 3"(76mm) | 12'(3658mm) | Black | Black | 3 | 1 Power Receptacle, 1 Cable Bay | EUB1-PL0B-1002 | \$ 890.56 | | | | | | |
| | | | | | | 1 Power Receptacle, 2 Data Ports | EUB1-PL0B-1020 | 890.56 | | | | | | |
| | | | | | | 1 Power Receptacle, 1 Data Port, 1 USB Charging | EUB1-PL0B-1110 | 962.82 | | | | | | |
| | | | | | | 1 Power Receptacle, 2 USB Charging | EUB1-PL0B-1200 | 1035.08 | | | | | | |
| | | | | | | 2 Power Receptacles, 1 Data Port | EUB1-PL0B-2010 | 890.56 | | | | | | |
| | | | | | | 2 Power Receptacles, 1 USB Charging | EUB1-PL0B-2100 | 962.82 | | | | | | |
| | | | | | | 3 Power Receptacles | EUB1-PL0B-3000 | 890.56 | | | | | | |
| 8.25"(210mm) | 3"(76mm) | | | | 4 | 1 Power Receptacle, 1 Data Port, 1 Cable Bay | EUB1-PL0B-1012 | \$ 953.18 | | | | | | |
| | | | | | | 1 Power Receptacle, 3 Data Ports | EUB1-PL0B-1030 | 953.18 | | | | | | |
| | | | | | | 1 Power Receptacle, 1 USB Charging, 1 Cable Bay | EUB1-PL0B-1102 | 1025.44 | | | | | | |
| | | | | | | 1 Power Receptacle, 3 USB Charging | EUB1-PL0B-1300 | 1169.96 | | | | | | |
| | | | | | | 2 Power Receptacles, 1 Cable Bay | EUB1-PL0B-2002 | 953.18 | | | | | | |
| | | | | | | 2 Power Receptacles, 2 Data Ports | EUB1-PL0B-2020 | 953.18 | | | | | | |
| | | | | | | 2 Power Receptacles, 1 USB Charging, 1 Data Port | EUB1-PL0B-2110 | 1025.44 | | | | | | |
| | | | | | | 2 Power Receptacles, 2 USB Charging | EUB1-PL0B-2200 | 1097.70 | | | | | | |
| | | | | | | 3 Power Receptacles, 1 Data Port | EUB1-PL0B-3010 | 953.18 | | | | | | |
| | | | | | | 3 Power Receptacles, 1 USB Charging | EUB1-PL0B-3100 | 1025.44 | | | | | | |
| | | | | | | 4 Power Receptacles | EUB1-PL0B-4000 | 953.18 | | | | | | |
| | | | | | | 9.75"(248mm) | 3"(76mm) | | | | 6 | 1 Power Receptacle, 1 USB Charging, 2 Cable Bays | EUB1-PL0B-1104 | \$1088.07 |
| | | | | | | | | | | | | 1 Power Receptacle, 1 USB Charging, 2 Data Ports, 1 Cable Bay | EUB1-PL0B-1122 | 1088.07 |
| 1 Power Receptacle, 1 USB Charging, 4 Data Ports | EUB1-PL0B-1140 | 1088.07 | | | | | | | | | | | | |
| 1 Power Receptacle, 2 USB Charging, 1 Data Port, 1 Cable Bay | EUB1-PL0B-1212 | 1160.33 | | | | | | | | | | | | |
| 1 Power Receptacle, 2 USB Charging, 3 Data Ports | EUB1-PL0B-1230 | 1160.33 | | | | | | | | | | | | |
| 1 Power Receptacle, 3 USB Charging, 1 Cable Bay | EUB1-PL0B-1302 | 1232.59 | | | | | | | | | | | | |
| 1 Power Receptacle, 3 USB Charging, 2 Data Ports | EUB1-PL0B-1320 | 1232.59 | | | | | | | | | | | | |
| 1 Power Receptacle, 4 USB Charging, 1 Data Port | EUB1-PL0B-1410 | 1304.85 | | | | | | | | | | | | |
| 2 Power Receptacles, 2 Cable Bays | EUB1-PL0B-2004 | 1015.81 | | | | | | | | | | | | |
| 2 Power Receptacles, 2 Data Ports, 1 Cable Bay | EUB1-PL0B-2022 | 1015.81 | | | | | | | | | | | | |
| 2 Power Receptacles, 4 Data Ports | EUB1-PL0B-2040 | 1015.81 | | | | | | | | | | | | |
| 2 Power Receptacles, 1 USB Charging, 1 Data Port, 1 Cable Bay | EUB1-PL0B-2112 | 1088.07 | | | | | | | | | | | | |
| 2 Power Receptacles, 1 USB Charging, 3 Data Ports | EUB1-PL0B-2130 | 1088.07 | | | | | | | | | | | | |
| 2 Power Receptacles, 2 USB Charging, 1 Cable Bay | EUB1-PL0B-2202 | 1160.33 | | | | | | | | | | | | |
| 2 Power Receptacles, 2 USB Charging, 2 Data Ports | EUB1-PL0B-2220 | 1160.33 | | | | | | | | | | | | |
| 2 Power Receptacles, 3 USB Charging, 1 Data Port | EUB1-PL0B-2310 | 1232.59 | | | | | | | | | | | | |
| 2 Power Receptacles, 4 USB Charging | EUB1-PL0B-2400 | 1304.85 | | | | | | | | | | | | |
| 3 Power Receptacles, 3 Data Ports | EUB1-PL0B-3030 | 1015.81 | | | | | | | | | | | | |
| 3 Power Receptacles, 1 USB Charging, 1 Cable Bay | EUB1-PL0B-3102 | 1088.07 | | | | | | | | | | | | |
| 3 Power Receptacles, 1 USB Charging, 2 Data Ports | EUB1-PL0B-3120 | 1088.07 | | | | | | | | | | | | |
| 3 Power Receptacles, 2 USB Charging, 1 Data Port | EUB1-PL0B-3210 | 1160.33 | | | | | | | | | | | | |
| 3 Power Receptacles, 3 USB Charging | EUB1-PL0B-3300 | 1232.59 | | | | | | | | | | | | |
| 4 Power Receptacles, 1 Cable Bay | EUB1-PL0B-4002 | 1015.81 | | | | | | | | | | | | |
| 4 Power Receptacles, 2 Data Ports | EUB1-PL0B-4020 | 1015.81 | | | | | | | | | | | | |
| 4 Power Receptacles, 1 USB Charging, 1 Data Port | EUB1-PL0B-4110 | 1088.07 | | | | | | | | | | | | |
| 4 Power Receptacles, 2 USB Charging | EUB1-PL0B-4200 | 1160.33 | | | | | | | | | | | | |
| 5 Power Receptacles, 1 Data Port | EUB1-PL0B-5010 | 1015.81 | | | | | | | | | | | | |
| 5 Power Receptacles, 1 USB Charging | EUB1-PL0B-5100 | 1088.07 | | | | | | | | | | | | |
| 6 Power Receptacles | EUB1-PL0B-6000 | 1015.81 | | | | | | | | | | | | |

Electrical Components

Flush Mounted Power — Corded

| Top Width | Top Depth | Cord Length | Trim Color | Port Color | Port | Configuration | Number | Price | | | | | | |
|---|----------------|-------------|------------|------------|------|--|----------------|-----------|--|--|---|---|----------------|-----------|
| 6.75"(171mm) | 3"(76mm) | 12'(3658mm) | White | White | 3 | 1 Power Receptacle, 1 Cable Bay | EUB1-PL0W-1002 | \$ 765.31 | | | | | | |
| | | | | | | 1 Power Receptacle, 2 Data Ports | EUB1-PL0W-1020 | 765.31 | | | | | | |
| | | | | | | 1 Power Receptacle, 1 Data Port, 1 USB Charging | EUB1-PL0W-1110 | 837.57 | | | | | | |
| | | | | | | 1 Power Receptacle, 2 USB Charging | EUB1-PL0W-1200 | 909.83 | | | | | | |
| | | | | | | 2 Power Receptacles, 1 Data Port | EUB1-PL0W-2010 | 765.31 | | | | | | |
| | | | | | | 2 Power Receptacles, 1 USB Charging | EUB1-PL0W-2100 | 837.57 | | | | | | |
| | | | | | | 3 Power Receptacles | EUB1-PL0W-3000 | 765.31 | | | | | | |
| 8.25"(210mm) | 3"(76mm) | | | | 4 | 1 Power Receptacle, 1 Data Port, 1 Cable Bay | EUB1-PL0W-1012 | \$ 827.93 | | | | | | |
| | | | | | | 1 Power Receptacle, 3 Data Ports | EUB1-PL0W-1030 | 827.93 | | | | | | |
| | | | | | | 1 Power Receptacle, 1 USB Charging, 1 Cable Bay | EUB1-PL0W-1102 | 900.19 | | | | | | |
| | | | | | | 1 Power Receptacle, 3 USB Charging | EUB1-PL0W-1300 | 1044.71 | | | | | | |
| | | | | | | 2 Power Receptacles, 1 Cable Bay | EUB1-PL0W-2002 | 827.93 | | | | | | |
| | | | | | | 2 Power Receptacles, 2 Data Ports | EUB1-PL0W-2020 | 827.93 | | | | | | |
| | | | | | | 2 Power Receptacles, 1 USB Charging, 1 Data Port | EUB1-PL0W-2110 | 900.19 | | | | | | |
| | | | | | | 2 Power Receptacles, 2 USB Charging | EUB1-PL0W-2200 | 972.45 | | | | | | |
| | | | | | | 3 Power Receptacles, 1 Data Port | EUB1-PL0W-3010 | 827.93 | | | | | | |
| | | | | | | 3 Power Receptacles, 1 USB Charging | EUB1-PL0W-3100 | 900.19 | | | | | | |
| | | | | | | 4 Power Receptacles | EUB1-PL0W-4000 | 827.93 | | | | | | |
| | | | | | | 9.75"(248mm) | 3"(76mm) | | | | 6 | 1 Power Receptacle, 1 USB Charging, 2 Cable Bays | EUB1-PL0W-1104 | \$ 962.82 |
| | | | | | | | | | | | | 1 Power Receptacle, 1 USB Charging, 2 Data Ports, 1 Cable Bay | EUB1-PL0W-1122 | 962.82 |
| 1 Power Receptacle, 1 USB Charging, 4 Data Ports | EUB1-PL0W-1140 | 962.82 | | | | | | | | | | | | |
| 1 Power Receptacle, 2 USB Charging, 1 Data Port, 1 Cable Bay | EUB1-PL0W-1212 | 1035.08 | | | | | | | | | | | | |
| 1 Power Receptacle, 2 USB Charging, 3 Data Ports | EUB1-PL0W-1230 | 1035.08 | | | | | | | | | | | | |
| 1 Power Receptacle, 3 USB Charging, 1 Cable Bay | EUB1-PL0W-1302 | 1107.34 | | | | | | | | | | | | |
| 1 Power Receptacle, 3 USB Charging, 2 Data Ports | EUB1-PL0W-1320 | 1107.34 | | | | | | | | | | | | |
| 1 Power Receptacle, 4 USB Charging, 1 Data Port | EUB1-PL0W-1410 | 1179.60 | | | | | | | | | | | | |
| 2 Power Receptacles, 2 Cable Bays | EUB1-PL0W-2004 | 890.56 | | | | | | | | | | | | |
| 2 Power Receptacles, 2 Data Ports, 1 Cable Bay | EUB1-PL0W-2022 | 890.56 | | | | | | | | | | | | |
| 2 Power Receptacles, 4 Data Ports | EUB1-PL0W-2040 | 890.56 | | | | | | | | | | | | |
| 2 Power Receptacles, 1 USB Charging, 1 Data Port, 1 Cable Bay | EUB1-PL0W-2112 | 962.82 | | | | | | | | | | | | |
| 2 Power Receptacles, 1 USB Charging, 3 Data Ports | EUB1-PL0W-2130 | 962.82 | | | | | | | | | | | | |
| 2 Power Receptacles, 2 USB Charging, 1 Cable Bay | EUB1-PL0W-2202 | 1035.08 | | | | | | | | | | | | |
| 2 Power Receptacles, 2 USB Charging, 2 Data Ports | EUB1-PL0W-2220 | 1035.08 | | | | | | | | | | | | |
| 2 Power Receptacles, 3 USB Charging, 1 Data Port | EUB1-PL0W-2310 | 1107.34 | | | | | | | | | | | | |
| 2 Power Receptacles, 4 USB Charging | EUB1-PL0W-2400 | 1179.60 | | | | | | | | | | | | |
| 3 Power Receptacles, 3 Data Ports | EUB1-PL0W-3030 | 890.56 | | | | | | | | | | | | |
| 3 Power Receptacles, 1 USB Charging, 1 Cable Bay | EUB1-PL0W-3102 | 962.82 | | | | | | | | | | | | |
| 3 Power Receptacles, 1 USB Charging, 2 Data Ports | EUB1-PL0W-3120 | 962.82 | | | | | | | | | | | | |
| 3 Power Receptacles, 2 USB Charging, 1 Data Port | EUB1-PL0W-3210 | 1035.08 | | | | | | | | | | | | |
| 3 Power Receptacles, 3 USB Charging | EUB1-PL0W-3300 | 1107.34 | | | | | | | | | | | | |
| 4 Power Receptacles, 1 Cable Bay | EUB1-PL0W-4002 | 890.56 | | | | | | | | | | | | |
| 4 Power Receptacles, 2 Data Ports | EUB1-PL0W-4020 | 890.56 | | | | | | | | | | | | |
| 4 Power Receptacles, 1 USB Charging, 1 Data Port | EUB1-PL0W-4110 | 962.82 | | | | | | | | | | | | |
| 4 Power Receptacles, 2 USB Charging | EUB1-PL0W-4200 | 1035.08 | | | | | | | | | | | | |
| 5 Power Receptacles, 1 Data Port | EUB1-PL0W-5010 | 890.56 | | | | | | | | | | | | |
| 5 Power Receptacles, 1 USB Charging | EUB1-PL0W-5100 | 962.82 | | | | | | | | | | | | |
| 6 Power Receptacles | EUB1-PL0W-6000 | 890.56 | | | | | | | | | | | | |

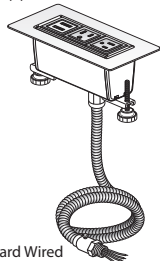
This page intentionally blank

Electrical Components

Flush Mounted Power — Hardwire

3-Port:

- (2) Power
- (1) USB

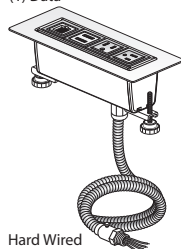


Hard Wired

EUB1-HLOB-2100

4-Port:

- (2) Power
- (1) USB
- (1) Data

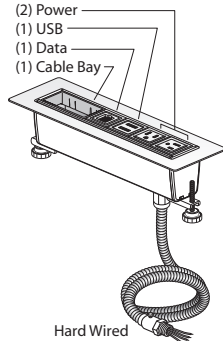


Hard Wired

EUB1-HLOB-2110

6-Port:

- (2) Power
- (1) USB
- (1) Data
- (1) Cable Bay



Hard Wired

EUB1-HLOB-2112



Features

- Includes power module with 3, 4 or 6 ports that can be configured with simplex outlets (NEMA-5-15R), USB charging port (with two USB outlets), data ports or cable bay(s) that can accept up to two pull out data/AV cables and mounting hardware.
- Data port accommodate most varieties of field supplied data/AV jacks.
- Hardwired power module with 12'(3658mm) long flexible metal conduit feed, 0.5"(13mm) conduit fitting and wires for hardwire connection.
- USB Charging Port consists of two USB 2.0 style A outlets. 4 Amp (shared) charging capacity.
- Attaches to surface with use of included mounting brackets.
- Flush Mount has an overall housing depth of 4"(102mm) and will extend into mounting surface.
- Color option of black painted bezel with black receptacles or white painted bezel with white receptacles.

Specification Tips

- **Configuration and quantity of power and data ports cannot be modified in the field.**
- **For use with 120 volt 60 hertz power source only.**
- Requires field installation.
- Requires field cut access hole for power cord/conduit routing.
- Specify AV cables separately.
- Cable Bay requires cables less than 0.3"(7.6mm) diameter.
- Application may require approval of local authority having jurisdiction (AHJ); ensure compliance before placing orders and installation.

To Order, Specify:

- 1) Product number.
(No finish specification required.)

Electrical Components

Flush Mounted Power — Hardwire

| Top Width | Top Depth | Conduit Length | Trim Color | Port Color | Port | Power | USB Charging | Data Port | Cable Bay | Description | Number | Price |
|------------------|--------------|-----------------|------------|------------|------|-------|--------------|-----------|-----------|---|----------------|-----------|
| Corded | | | | | | | | | | | | |
| 6.75" (171mm) | 3" (76mm) | 12' (3658mm) | Black | Black | 3 | 1 | 0 | 0 | 2 | 1 Power Receptacle, 1 Cable Bay | EUB1-HLOB-1002 | \$ 974.20 |
| | | | | | | 1 | 0 | 2 | 0 | 1 Power Receptacle, 2 Data Ports | EUB1-HLOB-1020 | 974.20 |
| | | | | | | 1 | 1 | 1 | 0 | 1 Power Receptacle, 1 Data Port, 1 USB Charging | EUB1-HLOB-1110 | 1046.46 |
| | | | | | | 1 | 2 | 0 | 0 | 1 Power Receptacle, 2 USB Charging | EUB1-HLOB-1200 | 1118.72 |
| | | | | | | 2 | 0 | 1 | 0 | 2 Power Receptacles, 1 Data Port | EUB1-HLOB-2010 | 974.20 |
| | | | | | | 2 | 1 | 0 | 0 | 2 Power Receptacles, 1 USB Charging | EUB1-HLOB-2100 | 1046.46 |
| | | | | | | 3 | 0 | 0 | 0 | 3 Power Receptacles | EUB1-HLOB-3000 | 974.20 |
| 8.25" (210mm) | 3" (76mm) | | | | 4 | 1 | 0 | 1 | 2 | 1 Power Receptacle, 1 Data Port, 1 Cable Bay | EUB1-HLOB-1012 | \$1036.82 |
| | | | | | | 1 | 0 | 3 | 0 | 1 Power Receptacle, 3 Data Ports | EUB1-HLOB-1030 | 1036.82 |
| | | | | | | 1 | 1 | 0 | 2 | 1 Power Receptacle, 1 USB Charging, 1 Cable Bay | EUB1-HLOB-1102 | 1109.08 |
| | | | | | | 1 | 3 | 0 | 0 | 1 Power Receptacle, 3 USB Charging | EUB1-HLOB-1300 | 1253.60 |
| | | | | | | 2 | 0 | 0 | 2 | 2 Power Receptacles, 1 Cable Bay | EUB1-HLOB-2002 | 1036.82 |
| | | | | | | 2 | 0 | 2 | 0 | 2 Power Receptacles, 2 Data Ports | EUB1-HLOB-2020 | 1036.82 |
| | | | | | | 2 | 1 | 1 | 0 | 2 Power Receptacles, 1 USB Charging, 1 Data Port | EUB1-HLOB-2110 | 1109.08 |
| | | | | | | 2 | 2 | 0 | 0 | 2 Power Receptacles, 2 USB Charging | EUB1-HLOB-2200 | 1181.34 |
| | | | | | | 3 | 0 | 1 | 0 | 3 Power Receptacles, 1 Data Port | EUB1-HLOB-3010 | 1036.82 |
| | | | | | | 3 | 1 | 0 | 0 | 3 Power Receptacles, 1 USB Charging | EUB1-HLOB-3100 | 1109.08 |
| | | | | | | 4 | 0 | 0 | 0 | 4 Power Receptacles | EUB1-HLOB-4000 | 1036.82 |
| 9.75" (248mm) | 3" (76mm) | | | | 6 | 1 | 1 | 0 | 4 | 1 Power Receptacle, 1 USB Charging, 2 Cable Bays | EUB1-HLOB-1104 | \$1171.71 |
| | | | | | | 1 | 1 | 2 | 2 | 1 Power Receptacle, 1 USB Charging, 2 Data Ports, 1 Cable Bay | EUB1-HLOB-1122 | 1171.71 |
| | | | | | | 1 | 1 | 4 | 0 | 1 Power Receptacle, 1 USB Charging, 4 Data Ports | EUB1-HLOB-1140 | 1171.71 |
| | | | | | | 1 | 2 | 1 | 2 | 1 Power Receptacle, 2 USB Charging, 1 Data Port, 1 Cable Bay | EUB1-HLOB-1212 | 1243.97 |
| | | | | | | 1 | 2 | 3 | 0 | 1 Power Receptacle, 2 USB Charging, 3 Data Ports | EUB1-HLOB-1230 | 1243.97 |
| | | | | | | 1 | 3 | 0 | 2 | 1 Power Receptacle, 3 USB Charging, 1 Cable Bay | EUB1-HLOB-1302 | 1316.23 |
| | | | | | | 1 | 3 | 2 | 0 | 1 Power Receptacle, 3 USB Charging, 2 Data Ports | EUB1-HLOB-1320 | 1316.23 |
| | | | | | | 1 | 4 | 1 | 0 | 1 Power Receptacle, 4 USB Charging, 1 Data Port | EUB1-HLOB-1410 | 1388.49 |
| | | | | | | 2 | 0 | 0 | 4 | 2 Power Receptacles, 2 Cable Bays | EUB1-HLOB-2004 | 1099.45 |
| | | | | | | 2 | 0 | 2 | 2 | 2 Power Receptacles, 2 Data Ports, 1 Cable Bay | EUB1-HLOB-2022 | 1099.45 |
| | | | | | | 2 | 0 | 4 | 0 | 2 Power Receptacles, 4 Data Ports | EUB1-HLOB-2040 | 1099.45 |
| | | | | | | 2 | 1 | 1 | 2 | 2 Power Receptacles, 1 USB Charging, 1 Data Port, 1 Cable Bay | EUB1-HLOB-2112 | 1171.71 |
| | | | | | | 2 | 1 | 3 | 0 | 2 Power Receptacles, 1 USB Charging, 3 Data Ports | EUB1-HLOB-2130 | 1171.71 |
| | | | | | | 2 | 2 | 0 | 2 | 2 Power Receptacles, 2 USB Charging, 1 Cable Bay | EUB1-HLOB-2202 | 1243.97 |
| | | | | | | 2 | 2 | 2 | 0 | 2 Power Receptacles, 2 USB Charging, 2 Data Ports | EUB1-HLOB-2220 | 1243.97 |
| | | | | | | 2 | 3 | 1 | 0 | 2 Power Receptacles, 3 USB Charging, 1 Data Port | EUB1-HLOB-2310 | 1316.23 |
| | | | | | | 2 | 4 | 0 | 0 | 2 Power Receptacles, 4 USB Charging | EUB1-HLOB-2400 | 1388.49 |
| | | | | | | 3 | 0 | 3 | 0 | 3 Power Receptacles, 3 Data Ports | EUB1-HLOB-3030 | 1099.45 |
| | | | | | | 3 | 1 | 0 | 2 | 3 Power Receptacles, 1 USB Charging, 1 Cable Bay | EUB1-HLOB-3102 | 1171.71 |
| | | | | | | 3 | 1 | 2 | 0 | 3 Power Receptacles, 1 USB Charging, 2 Data Ports | EUB1-HLOB-3120 | 1171.71 |
| | | | | | | 3 | 2 | 1 | 0 | 3 Power Receptacles, 2 USB Charging, 1 Data Port | EUB1-HLOB-3210 | 1243.97 |
| | | | | | | 3 | 3 | 0 | 0 | 3 Power Receptacles, 3 USB Charging | EUB1-HLOB-3300 | 1316.23 |
| | | | | | | 4 | 0 | 0 | 2 | 4 Power Receptacles, 1 Cable Bay | EUB1-HLOB-4002 | 1099.45 |
| | | | | | | 4 | 0 | 2 | 0 | 4 Power Receptacles, 2 Data Ports | EUB1-HLOB-4020 | 1099.45 |
| | | | | | | 4 | 1 | 1 | 0 | 4 Power Receptacles, 1 USB Charging, 1 Data Port | EUB1-HLOB-4110 | 1171.71 |
| | | | | | | 4 | 2 | 0 | 0 | 4 Power Receptacles, 2 USB Charging | EUB1-HLOB-4200 | 1243.97 |
| | | | | | | 5 | 0 | 1 | 0 | 5 Power Receptacles, 1 Data Port | EUB1-HLOB-5010 | 1099.45 |
| | | | | | | 5 | 1 | 0 | 0 | 5 Power Receptacles, 1 USB Charging | EUB1-HLOB-5100 | 1171.71 |
| | | | | | | 6 | 0 | 0 | 0 | 6 Power Receptacles | EUB1-HLOB-6000 | 1099.45 |

Electrical Components

Flush Mounted Power — Hardwire

| Top Width | Top Depth | Conduit Length | Trim Color | Port Color | Port | Power | USB Charging | Data Port | Cable Bay | Description | Number | Price | | | | | | |
|------------------|--------------|-----------------|------------|---|----------------|------------------|--------------|-----------|-----------|--|----------------|-----------|---|---|---|---|----------------|-----------|
| 6.75" (171mm) | 3" (76mm) | 12' (3658mm) | White | White | 3 | 1 | 0 | 0 | 2 | 1 Power Receptacle, 1 Cable Bay | EUB1-HLOW-1002 | \$ 848.95 | | | | | | |
| | | | | | | 1 | 0 | 2 | 0 | 1 Power Receptacle, 2 Data Ports | EUB1-HLOW-1020 | 848.95 | | | | | | |
| | | | | | | 1 | 1 | 1 | 0 | 1 Power Receptacle, 1 Data Port, 1 USB Charging | EUB1-HLOW-1110 | 921.21 | | | | | | |
| | | | | | | 1 | 2 | 0 | 0 | 1 Power Receptacle, 2 USB Charging | EUB1-HLOW-1200 | 993.47 | | | | | | |
| | | | | | | 2 | 0 | 1 | 0 | 2 Power Receptacles, 1 Data Port | EUB1-HLOW-2010 | 848.95 | | | | | | |
| | | | | | | 2 | 1 | 0 | 0 | 2 Power Receptacles, 1 USB Charging | EUB1-HLOW-2100 | 921.21 | | | | | | |
| | | | | | | 3 | 0 | 0 | 0 | 3 Power Receptacles | EUB1-HLOW-3000 | 848.95 | | | | | | |
| 8.25" (210mm) | 3" (76mm) | | | | 4 | 1 | 0 | 1 | 2 | 1 Power Receptacle, 1 Data Port, 1 Cable Bay | EUB1-HLOW-1012 | \$ 911.57 | | | | | | |
| | | | | | | 1 | 0 | 3 | 0 | 1 Power Receptacle, 3 Data Ports | EUB1-HLOW-1030 | 911.57 | | | | | | |
| | | | | | | 1 | 1 | 0 | 2 | 1 Power Receptacle, 1 USB Charging, 1 Cable Bay | EUB1-HLOW-1102 | 983.83 | | | | | | |
| | | | | | | 1 | 3 | 0 | 0 | 1 Power Receptacle, 3 USB Charging | EUB1-HLOW-1300 | 1128.35 | | | | | | |
| | | | | | | 2 | 0 | 0 | 2 | 2 Power Receptacles, 1 Cable Bay | EUB1-HLOW-2002 | 911.57 | | | | | | |
| | | | | | | 2 | 0 | 2 | 0 | 2 Power Receptacles, 2 Data Ports | EUB1-HLOW-2020 | 911.57 | | | | | | |
| | | | | | | 2 | 1 | 1 | 0 | 2 Power Receptacles, 1 USB Charging, 1 Data Port | EUB1-HLOW-2110 | 983.83 | | | | | | |
| | | | | | | 2 | 2 | 0 | 0 | 2 Power Receptacles, 2 USB Charging | EUB1-HLOW-2200 | 1056.09 | | | | | | |
| | | | | | | 3 | 0 | 1 | 0 | 3 Power Receptacles, 1 Data Port | EUB1-HLOW-3010 | 911.57 | | | | | | |
| | | | | | | 3 | 1 | 0 | 0 | 3 Power Receptacles, 1 USB Charging | EUB1-HLOW-3100 | 983.83 | | | | | | |
| | | | | | | 4 | 0 | 0 | 0 | 4 Power Receptacles | EUB1-HLOW-4000 | 911.57 | | | | | | |
| | | | | | | 9.75" (248mm) | 3" (76mm) | | | | 6 | 1 | 1 | 0 | 4 | 1 Power Receptacle, 1 USB Charging, 2 Cable Bays | EUB1-HLOW-1104 | \$1046.46 |
| | | | | | | | | | | | | 1 | 1 | 2 | 2 | 1 Power Receptacle, 1 USB Charging, 2 Data Ports, 1 Cable Bay | EUB1-HLOW-1122 | 1046.46 |
| 1 | 1 | 4 | 0 | 1 Power Receptacle, 1 USB Charging, 4 Data Ports | EUB1-HLOW-1140 | | | | | | | 1046.46 | | | | | | |
| 1 | 2 | 1 | 2 | 1 Power Receptacle, 2 USB Charging, 1 Data Port, 1 Cable Bay | EUB1-HLOW-1212 | | | | | | | 1118.72 | | | | | | |
| 1 | 2 | 3 | 0 | 1 Power Receptacle, 2 USB Charging, 3 Data Ports | EUB1-HLOW-1230 | | | | | | | 1118.72 | | | | | | |
| 1 | 3 | 0 | 2 | 1 Power Receptacle, 3 USB Charging, 1 Cable Bay | EUB1-HLOW-1302 | | | | | | | 1190.98 | | | | | | |
| 1 | 3 | 2 | 0 | 1 Power Receptacle, 3 USB Charging, 2 Data Ports | EUB1-HLOW-1320 | | | | | | | 1190.98 | | | | | | |
| 1 | 4 | 1 | 0 | 1 Power Receptacle, 4 USB Charging, 1 Data Port | EUB1-HLOW-1410 | | | | | | | 1263.24 | | | | | | |
| 2 | 0 | 0 | 4 | 2 Power Receptacles, 2 Cable Bays | EUB1-HLOW-2004 | | | | | | | 974.20 | | | | | | |
| 2 | 0 | 2 | 2 | 2 Power Receptacles, 2 Data Ports, 1 Cable Bay | EUB1-HLOW-2022 | | | | | | | 974.20 | | | | | | |
| 2 | 0 | 4 | 0 | 2 Power Receptacles, 4 Data Ports | EUB1-HLOW-2040 | | | | | | | 974.20 | | | | | | |
| 2 | 1 | 1 | 2 | 2 Power Receptacles, 1 USB Charging, 1 Data Port, 1 Cable Bay | EUB1-HLOW-2112 | | | | | | | 1046.46 | | | | | | |
| 2 | 1 | 3 | 0 | 2 Power Receptacles, 1 USB Charging, 3 Data Ports | EUB1-HLOW-2130 | | | | | | | 1046.46 | | | | | | |
| 2 | 2 | 0 | 2 | 2 Power Receptacles, 2 USB Charging, 1 Cable Bay | EUB1-HLOW-2202 | | | | | | | 1118.72 | | | | | | |
| 2 | 2 | 2 | 0 | 2 Power Receptacles, 2 USB Charging, 2 Data Ports | EUB1-HLOW-2220 | | | | | | | 1118.72 | | | | | | |
| 2 | 3 | 1 | 0 | 2 Power Receptacles, 3 USB Charging, 1 Data Port | EUB1-HLOW-2310 | | | | | | | 1190.98 | | | | | | |
| 2 | 4 | 0 | 0 | 2 Power Receptacles, 4 USB Charging | EUB1-HLOW-2400 | | | | | | | 1263.24 | | | | | | |
| 3 | 0 | 3 | 0 | 3 Power Receptacles, 3 Data Ports | EUB1-HLOW-3030 | | | | | | | 974.20 | | | | | | |
| 3 | 1 | 0 | 2 | 3 Power Receptacles, 1 USB Charging, 1 Cable Bay | EUB1-HLOW-3102 | | | | | | | 1046.46 | | | | | | |
| 3 | 1 | 2 | 0 | 3 Power Receptacles, 1 USB Charging, 2 Data Ports | EUB1-HLOW-3120 | | | | | | | 1046.46 | | | | | | |
| 3 | 2 | 1 | 0 | 3 Power Receptacles, 2 USB Charging, 1 Data Port | EUB1-HLOW-3210 | | | | | | | 1118.72 | | | | | | |
| 3 | 3 | 0 | 0 | 3 Power Receptacles, 3 USB Charging | EUB1-HLOW-3300 | 1190.98 | | | | | | | | | | | | |
| 4 | 0 | 0 | 2 | 4 Power Receptacles, 1 Cable Bay | EUB1-HLOW-4002 | 974.20 | | | | | | | | | | | | |
| 4 | 0 | 2 | 0 | 4 Power Receptacles, 2 Data Ports | EUB1-HLOW-4020 | 974.20 | | | | | | | | | | | | |
| 4 | 1 | 1 | 0 | 4 Power Receptacles, 1 USB Charging, 1 Data Port | EUB1-HLOW-4110 | 1046.46 | | | | | | | | | | | | |
| 4 | 2 | 0 | 0 | 4 Power Receptacles, 2 USB Charging | EUB1-HLOW-4200 | 1118.72 | | | | | | | | | | | | |
| 5 | 0 | 1 | 0 | 5 Power Receptacles, 1 Data Port | EUB1-HLOW-5010 | 974.20 | | | | | | | | | | | | |
| 5 | 1 | 0 | 0 | 5 Power Receptacles, 1 USB Charging | EUB1-HLOW-5100 | 1046.46 | | | | | | | | | | | | |
| 6 | 0 | 0 | 0 | 6 Power Receptacles | EUB1-HLOW-6000 | 974.20 | | | | | | | | | | | | |

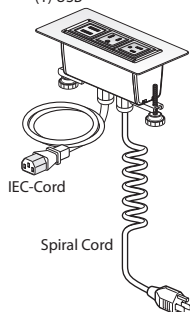
This page intentionally blank

Electrical Components

Flush Mounted Power — Spiral Cord for Height Adjustable

3-Port:

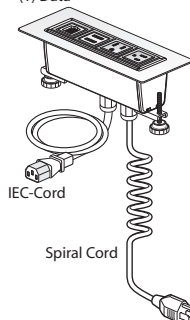
- (2) Power
- (1) USB



EUB1-SF0B-2100

4-Port:

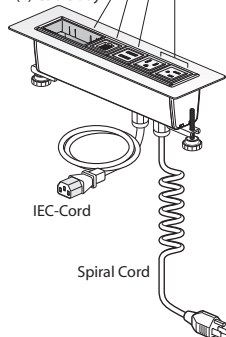
- (2) Power
- (1) USB
- (1) Data



EUB1-SF0B-2110

6-Port:

- (2) Power
- (1) USB
- (1) Data
- (1) Cable Bay



EUB1-SF0B-2112



Features

- Includes power module with 3, 4 or 6 ports that can be configured with simplex outlets (NEMA-5-15R), USB charging port (with two USB outlets), data ports or cable bay(s) that can accept up to two pull out data/AV cables and mounting hardware.
- Data port accommodate most varieties of field supplied data/AV jacks.
- Spiral Cord includes 15 amp plug (NEMA 5-15P) and expands to 12'(3658mm) when stretched.
- Auxiliary 24"(610mm) power cord includes IEC connector (IEC C13) for motor controller.
- USB Charging Port consists of two USB 2.0 style A outlets. 4 Amp (shared) charging capacity.
- Attaches to surface with use of included mounting brackets.
- Flush Mount has an overall housing depth of 4"(102mm) and will extend into mounting surface.
- Color option of black painted bezel with black receptacles or white painted bezel with white receptacles.

To Order, Specify:

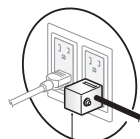
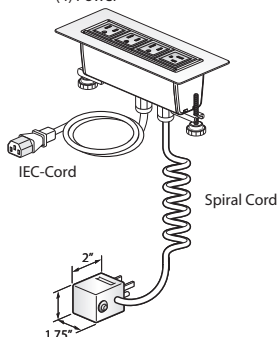
- 1) Product number.
(No finish specification required.)

Specification Tips

- **Configuration and quantity of power and data ports cannot be modified in the field.**
- **For use with 120 volt 60 hertz power source only.**
- **For use with Suite, Planes Height Adjustable Tables, Planes Height Adjustable Bench, Hop 120° Benches and 3-Leg Hop Height Adjustable Tables. For 2-Leg Hop Height Adjustable Tables use IEC C6 to IEC C14 adapter.**
- Not for use with cable chain.
- Requires field installation.
- Requires field cut access hole for power cord/conduit routing.
- Specify AV cables separately.
- Cable Bay requires cables less than 0.3"(7.6mm) diameter.
- Application may require approval of local authority having jurisdiction (AHJ); ensure compliance before placing orders and installation.

4-Port:

- (4) Power



NOTE:

Always Fused Plug when more than 3 power outlets specified.

EUB1-SF0B-4000

Electrical Components

Flush Mounted Power — Spiral Cord for Height Adjustable

| Top Width | Top Depth | Cord Length | Trim Color | Port Color | Port | Configuration | Number | Price |
|--|----------------|----------------|------------|------------|------|---|----------------|------------------|
| Corded | | | | | | | | |
| 6.75"(171mm) | 3"(76mm) | 10'(3048mm) | Black | Black | 3 | 2 Power Receptacles, 1 Data Port | EUB1-SF0B-2010 | \$1100.98 |
| | | | | | | 2 Power Receptacles, 1 USB Charging | EUB1-SF0B-2100 | 1173.24 |
| | | | | | | 3 Power Receptacles | EUB1-SF0B-3000 | 1100.98 |
| 8.25"(210mm) | 3"(76mm) | | | | 4 | 2 Power Receptacles, 1 Cable Bay | EUB1-SF0B-2002 | 1163.60 |
| | | | | | | 2 Power Receptacles, 2 Data Ports | EUB1-SF0B-2020 | 1163.60 |
| | | | | | | 2 Power Receptacles, 1 USB Charging, 1 Data Port | EUB1-SF0B-2110 | 1235.86 |
| | | | | | | 2 Power Receptacles, 2 USB Charging | EUB1-SF0B-2200 | 1308.12 |
| | | | | | | 3 Power Receptacles, 1 Data Port | EUB1-SF0B-3010 | 1163.60 |
| | | | | | | 3 Power Receptacles, 1 USB Charging | EUB1-SF0B-3100 | 1235.86 |
| | | | | | | 4 Power Receptacles | EUB1-SF0B-4000 | 1163.60 |
| 9.75"(248mm) | 3"(76mm) | | | | 6 | 2 Power Receptacles, 2 Cable Bays | EUB1-SF0B-2004 | \$1226.23 |
| | | | | | | 2 Power Receptacles, 2 Data Ports, 1 Cable Bay | EUB1-SF0B-2022 | 1226.23 |
| | | | | | | 2 Power Receptacles, 4 Data Ports | EUB1-SF0B-2040 | 1226.23 |
| | | | | | | 2 Power Receptacles, 1 USB Charging, 1 Data Port, 1 Cable Bay | EUB1-SF0B-2112 | 1298.49 |
| | | | | | | 2 Power Receptacles, 1 USB Charging, 3 Data Ports | EUB1-SF0B-2130 | 1298.49 |
| | | | | | | 2 Power Receptacles, 2 USB Charging, 1 Cable Bay | EUB1-SF0B-2202 | 1370.75 |
| | | | | | | 2 Power Receptacles, 2 USB Charging, 2 Data Ports | EUB1-SF0B-2220 | 1370.75 |
| | | | | | | 2 Power Receptacles, 3 USB Charging, 1 Data Port | EUB1-SF0B-2310 | 1443.01 |
| | | | | | | 2 Power Receptacles, 4 USB Charging | EUB1-SF0B-2400 | 1515.27 |
| | | | | | | 3 Power Receptacles, 1 USB Charging, 1 Cable Bay | EUB1-SF0B-3012 | 1226.23 |
| | | | | | | 3 Power Receptacles, 3 Data Ports | EUB1-SF0B-3030 | 1226.23 |
| | | | | | | 3 Power Receptacles, 1 USB Charging, 1 Cable Bay | EUB1-SF0B-3102 | 1298.49 |
| | | | | | | 3 Power Receptacles, 1 USB Charging, 2 Data Ports | EUB1-SF0B-3120 | 1298.49 |
| | | | | | | 3 Power Receptacles, 2 USB Charging, 1 Data Port | EUB1-SF0B-3210 | 1370.75 |
| | | | | | | 3 Power Receptacles, 3 USB Charging | EUB1-SF0B-3300 | 1443.01 |
| | | | | | | 4 Power Receptacles, 1 Cable Bay | EUB1-SF0B-4002 | 1226.23 |
| | | | | | | 4 Power Receptacles, 2 Data Ports | EUB1-SF0B-4020 | 1226.23 |
| 4 Power Receptacles, 1 USB Charging, 1 Data Port | EUB1-SF0B-4110 | 1298.49 | | | | | | |
| 4 Power Receptacles, 2 USB Charging | EUB1-SF0B-4200 | 1370.75 | | | | | | |
| 5 Power Receptacles, 1 Data Port | EUB1-SF0B-5010 | 1226.23 | | | | | | |
| 5 Power Receptacles, 1 USB Charging | EUB1-SF0B-5100 | 1298.49 | | | | | | |
| 6 Power Receptacles | EUB1-SF0B-6000 | 1226.23 | | | | | | |

Electrical Components

Flush Mounted Power — Spiral Cord for Height Adjustable

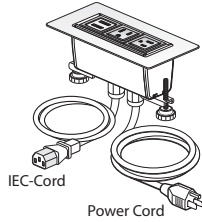
| Top Width | Top Depth | Cord Length | Trim Color | Port Color | Port | Configuration | Number | Price |
|--|----------------|-------------|------------|------------|------|---|----------------|-----------|
| 6.75"(171mm) | 3"(76mm) | 10'(3048mm) | White | White | 3 | 2 Power Receptacles, 1 Data Port | EUB1-SF0W-2010 | \$ 975.73 |
| | | | | | | 2 Power Receptacles, 1 USB Charging | EUB1-SF0W-2100 | 1047.99 |
| | | | | | | 3 Power Receptacles | EUB1-SF0W-3000 | 975.73 |
| 8.25"(210mm) | 3"(76mm) | | | | 4 | 2 Power Receptacles, 1 Cable Bay | EUB1-SF0W-2002 | \$1038.35 |
| | | | | | | 2 Power Receptacles, 2 Data Ports | EUB1-SF0W-2020 | 1038.35 |
| | | | | | | 2 Power Receptacles, 1 USB Charging, 1 Data Port | EUB1-SF0W-2110 | 1110.61 |
| | | | | | | 2 Power Receptacles, 2 USB Charging | EUB1-SF0W-2200 | 1182.87 |
| | | | | | | 3 Power Receptacles, 1 Data Port | EUB1-SF0W-3010 | 1038.35 |
| | | | | | | 3 Power Receptacles, 1 USB Charging | EUB1-SF0W-3100 | 1110.61 |
| | | | | | | 4 Power Receptacles | EUB1-SF0W-4000 | 1038.35 |
| 9.75"(248mm) | 3"(76mm) | | | | 6 | 2 Power Receptacles, 2 Cable Bays | EUB1-SF0W-2004 | \$1100.98 |
| | | | | | | 2 Power Receptacles, 2 Data Ports, 1 Cable Bay | EUB1-SF0W-2022 | 1100.98 |
| | | | | | | 2 Power Receptacles, 4 Data Ports | EUB1-SF0W-2040 | 1100.98 |
| | | | | | | 2 Power Receptacles, 1 USB Charging, 1 Data Port, 1 Cable Bay | EUB1-SF0W-2112 | 1173.24 |
| | | | | | | 2 Power Receptacles, 1 USB Charging, 3 Data Ports | EUB1-SF0W-2130 | 1173.24 |
| | | | | | | 2 Power Receptacles, 2 USB Charging, 1 Cable Bay | EUB1-SF0W-2202 | 1245.50 |
| | | | | | | 2 Power Receptacles, 2 USB Charging, 2 Data Ports | EUB1-SF0W-2220 | 1245.50 |
| | | | | | | 2 Power Receptacles, 3 USB Charging, 1 Data Port | EUB1-SF0W-2310 | 1317.76 |
| | | | | | | 2 Power Receptacles, 4 USB Charging | EUB1-SF0W-2400 | 1390.02 |
| | | | | | | 3 Power Receptacles, 1 USB Charging, 1 Cable Bay | EUB1-SF0W-3012 | 1100.98 |
| | | | | | | 3 Power Receptacles, 3 Data Ports | EUB1-SF0W-3030 | 1100.98 |
| | | | | | | 3 Power Receptacles, 1 USB Charging, 1 Cable Bay | EUB1-SF0W-3102 | 1173.24 |
| | | | | | | 3 Power Receptacles, 1 USB Charging, 2 Data Ports | EUB1-SF0W-3120 | 1173.24 |
| | | | | | | 3 Power Receptacles, 2 USB Charging, 1 Data Port | EUB1-SF0W-3210 | 1245.50 |
| | | | | | | 3 Power Receptacles, 3 USB Charging | EUB1-SF0W-3300 | 1317.76 |
| | | | | | | 4 Power Receptacles, 1 Cable Bay | EUB1-SF0W-4002 | 1100.98 |
| | | | | | | 4 Power Receptacles, 2 Data Ports | EUB1-SF0W-4020 | 1100.98 |
| 4 Power Receptacles, 1 USB Charging, 1 Data Port | EUB1-SF0W-4110 | 1173.24 | | | | | | |
| 4 Power Receptacles, 2 USB Charging | EUB1-SF0W-4200 | 1245.50 | | | | | | |
| 5 Power Receptacles, 1 Data Port | EUB1-SF0W-5010 | 1100.98 | | | | | | |
| 5 Power Receptacles, 1 USB Charging | EUB1-SF0W-5100 | 1173.24 | | | | | | |
| 6 Power Receptacles | EUB1-SF0W-6000 | 1100.98 | | | | | | |

Electrical Components

Flush Mounted Power — Cord for Height Adjustable

3-Port:

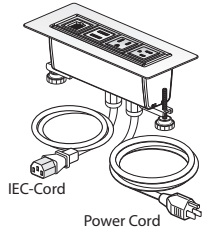
- (2) Power
- (1) USB



EUB1-SLOB-2100

4-Port:

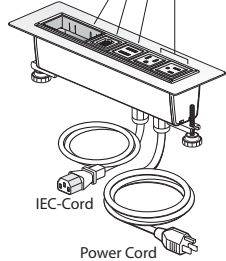
- (2) Power
- (1) USB
- (1) Data



EUB1-SLOB-2110

6-Port:

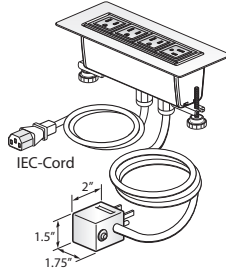
- (2) Power
- (1) USB
- (1) Data
- (1) Cable Bay



EUB1-SLOB-2112

4-Port:

- (4) Power



NOTE:

Always Fused Plug when more than 3 power outlets specified.

EUB1-SLOB-4000



Features

- Includes power module with 3, 4 or 6 ports that can be configured with simplex outlets (NEMA-5-15R), USB charging port (with two USB outlets), data ports or cable bay(s) that can accept up to two pull out data/AV cables and mounting hardware.
- Data port accommodate most varieties of field supplied data/AV jacks.
- Corded power module with 15 amp - 12'(3658mm) long cord with plug (NEMA 5-15P).
- Auxiliary 24"(610mm) power cord includes IEC connector (IEC C13) for motor controller.
- USB Charging Port consists of two USB 2.0 style A outlets. 4 Amp (shared) charging capacity.
- Attaches to surface with use of included mounting brackets.
- Flush Mount has an overall housing depth of 4"(102mm) and will extend into mounting surface.
- Color option of black painted bezel with black receptacles or white painted bezel with white receptacles.

Specification Tips

- **Configuration and quantity of power and data ports cannot be modified in the field.**
- **For use with 120 volt 60 hertz power source only.**
- **For use with Suite, Planes Height Adjustable Tables, Planes Height Adjustable Bench, Hop 120° Benches and 3-Leg Hop Height Adjustable Tables. For 2-Leg Hop Height Adjustable Tables use IEC C6 to IEC C14 adapter.**
- Designed to be used with cable chain.
- Requires field installation.
- Requires field cut access hole for power cord/conduit routing.
- Specify AV cables separately.
- Cable Bay requires cables less than 0.3"(7.6mm) diameter.
- Application may require approval of local authority having jurisdiction (AHJ); ensure compliance before placing orders and installation.

To Order, Specify:

- 1) Product number.
(No finish specification required.)

Electrical Components

Flush Mounted Power — Cord for Height Adjustable

| Top Width | Top Depth | Cord Length | Trim Color | Port Color | Port | Configuration | Number | Price |
|--|----------------|----------------|------------|------------|------|---|----------------|------------------|
| Corded | | | | | | | | |
| 6.75"(171mm) | 3"(76mm) | 12'(3658mm) | Black | Black | 3 | 2 Power Receptacles, 1 Data Port | EUB1-SLOB-2010 | \$1159.85 |
| | | | | | | 2 Power Receptacles, 1 USB Charging | EUB1-SLOB-2100 | 1232.11 |
| | | | | | | 3 Power Receptacles | EUB1-SLOB-3000 | 1159.85 |
| 8.25"(210mm) | 3"(76mm) | | | | 4 | 2 Power Receptacles, 1 Cable Bay | EUB1-SLOB-2002 | \$1222.47 |
| | | | | | | 2 Power Receptacles, 2 Data Ports | EUB1-SLOB-2020 | 1222.47 |
| | | | | | | 2 Power Receptacles, 1 USB Charging, 1 Data Port | EUB1-SLOB-2110 | 1294.73 |
| | | | | | | 2 Power Receptacles, 2 USB Charging | EUB1-SLOB-2200 | 1366.99 |
| | | | | | | 3 Power Receptacles, 1 Data Port | EUB1-SLOB-3010 | 1222.47 |
| | | | | | | 3 Power Receptacles, 1 USB Charging | EUB1-SLOB-3100 | 1294.73 |
| | | | | | | 4 Power Receptacles | EUB1-SLOB-4000 | 1222.47 |
| 9.75"(248mm) | 3"(76mm) | | | | 6 | 2 Power Receptacles, 2 Cable Bays | EUB1-SLOB-2004 | \$1285.10 |
| | | | | | | 2 Power Receptacles, 2 Data Ports, 1 Cable Bay | EUB1-SLOB-2022 | 1285.10 |
| | | | | | | 2 Power Receptacles, 4 Data Ports | EUB1-SLOB-2040 | 1285.10 |
| | | | | | | 2 Power Receptacles, 1 USB Charging, 1 Data Port, 1 Cable Bay | EUB1-SLOB-2112 | 1357.36 |
| | | | | | | 2 Power Receptacles, 1 USB Charging, 3 Data Ports | EUB1-SLOB-2130 | 1357.36 |
| | | | | | | 2 Power Receptacles, 2 USB Charging, 1 Cable Bay | EUB1-SLOB-2202 | 1429.62 |
| | | | | | | 2 Power Receptacles, 2 USB Charging, 2 Data Ports | EUB1-SLOB-2220 | 1429.62 |
| | | | | | | 2 Power Receptacles, 3 USB Charging, 1 Data Port | EUB1-SLOB-2310 | 1501.88 |
| | | | | | | 2 Power Receptacles, 4 USB Charging | EUB1-SLOB-2400 | 1574.14 |
| | | | | | | 3 Power Receptacles, 1 USB Charging, 1 Cable Bay | EUB1-SLOB-3012 | 1285.10 |
| | | | | | | 3 Power Receptacles, 3 Data Ports | EUB1-SLOB-3030 | 1285.10 |
| | | | | | | 3 Power Receptacles, 1 USB Charging, 1 Cable Bay | EUB1-SLOB-3102 | 1357.36 |
| | | | | | | 3 Power Receptacles, 1 USB Charging, 2 Data Ports | EUB1-SLOB-3120 | 1357.36 |
| | | | | | | 3 Power Receptacles, 2 USB Charging, 1 Data Port | EUB1-SLOB-3210 | 1429.62 |
| | | | | | | 3 Power Receptacles, 3 USB Charging | EUB1-SLOB-3300 | 1501.88 |
| | | | | | | 4 Power Receptacles, 1 Cable Bay | EUB1-SLOB-4002 | 1285.10 |
| | | | | | | 4 Power Receptacles, 2 Data Ports | EUB1-SLOB-4020 | 1285.10 |
| 4 Power Receptacles, 1 USB Charging, 1 Data Port | EUB1-SLOB-4110 | 1357.36 | | | | | | |
| 4 Power Receptacles, 2 USB Charging | EUB1-SLOB-4200 | 1429.62 | | | | | | |
| 5 Power Receptacles, 1 Data Port | EUB1-SLOB-5010 | 1285.10 | | | | | | |
| 5 Power Receptacles, 1 USB Charging | EUB1-SLOB-5100 | 1357.36 | | | | | | |
| 6 Power Receptacles | EUB1-SLOB-6000 | 1285.10 | | | | | | |

Electrical Components

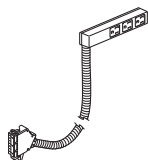
Flush Mounted Power — Cord for Height Adjustable

| Top Width | Top Depth | Cord Length | Trim Color | Port Color | Port | Configuration | Number | Price |
|--|----------------|----------------|------------|------------|------|---|----------------|------------------|
| 6.75"(171mm) | 3"(76mm) | 12'(3658mm) | White | White | 3 | 2 Power Receptacles, 1 Data Port | EUB1-SLOW-2010 | \$1034.60 |
| | | | | | | 2 Power Receptacles, 1 USB Charging | EUB1-SLOW-2100 | 1106.86 |
| | | | | | | 3 Power Receptacles | EUB1-SLOW-3000 | 1034.60 |
| 8.25"(210mm) | 3"(76mm) | | | | 4 | 2 Power Receptacles, 1 Cable Bay | EUB1-SLOW-2002 | \$1097.22 |
| | | | | | | 2 Power Receptacles, 2 Data Ports | EUB1-SLOW-2020 | 1097.22 |
| | | | | | | 2 Power Receptacles, 1 USB Charging, 1 Data Port | EUB1-SLOW-2110 | 1169.48 |
| | | | | | | 2 Power Receptacles, 2 USB Charging | EUB1-SLOW-2200 | 1241.74 |
| | | | | | | 3 Power Receptacles, 1 Data Port | EUB1-SLOW-3010 | 1097.22 |
| | | | | | | 3 Power Receptacles, 1 USB Charging | EUB1-SLOW-3100 | 1169.48 |
| | | | | | | 4 Power Receptacles | EUB1-SLOW-4000 | 1097.22 |
| 9.75"(248mm) | 3"(76mm) | | | | 6 | 2 Power Receptacles, 2 Cable Bays | EUB1-SLOW-2004 | \$1159.85 |
| | | | | | | 2 Power Receptacles, 2 Data Ports, 1 Cable Bay | EUB1-SLOW-2022 | 1159.85 |
| | | | | | | 2 Power Receptacles, 4 Data Ports | EUB1-SLOW-2040 | 1159.85 |
| | | | | | | 2 Power Receptacles, 1 USB Charging, 1 Data Port, 1 Cable Bay | EUB1-SLOW-2112 | 1232.11 |
| | | | | | | 2 Power Receptacles, 1 USB Charging, 3 Data Ports | EUB1-SLOW-2130 | 1232.11 |
| | | | | | | 2 Power Receptacles, 2 USB Charging, 1 Cable Bay | EUB1-SLOW-2202 | 1304.37 |
| | | | | | | 2 Power Receptacles, 2 USB Charging, 2 Data Ports | EUB1-SLOW-2220 | 1304.37 |
| | | | | | | 2 Power Receptacles, 3 USB Charging, 1 Data Port | EUB1-SLOW-2310 | 1376.63 |
| | | | | | | 2 Power Receptacles, 4 USB Charging | EUB1-SLOW-2400 | 1448.89 |
| | | | | | | 3 Power Receptacles, 1 USB Charging, 1 Cable Bay | EUB1-SLOW-3012 | 1159.85 |
| | | | | | | 3 Power Receptacles, 3 Data Ports | EUB1-SLOW-3030 | 1159.85 |
| | | | | | | 3 Power Receptacles, 1 USB Charging, 1 Cable Bay | EUB1-SLOW-3102 | 1232.11 |
| | | | | | | 3 Power Receptacles, 1 USB Charging, 2 Data Ports | EUB1-SLOW-3120 | 1232.11 |
| | | | | | | 3 Power Receptacles, 2 USB Charging, 1 Data Port | EUB1-SLOW-3210 | 1304.37 |
| | | | | | | 3 Power Receptacles, 3 USB Charging | EUB1-SLOW-3300 | 1376.63 |
| | | | | | | 4 Power Receptacles, 1 Cable Bay | EUB1-SLOW-4002 | 1159.85 |
| | | | | | | 4 Power Receptacles, 2 Data Ports | EUB1-SLOW-4020 | 1159.85 |
| 4 Power Receptacles, 1 USB Charging, 1 Data Port | EUB1-SLOW-4110 | 1232.11 | | | | | | |
| 4 Power Receptacles, 2 USB Charging | EUB1-SLOW-4200 | 1304.37 | | | | | | |
| 5 Power Receptacles, 1 Data Port | EUB1-SLOW-5010 | 1159.85 | | | | | | |
| 5 Power Receptacles, 1 USB Charging | EUB1-SLOW-5100 | 1232.11 | | | | | | |
| 6 Power Receptacles | EUB1-SLOW-6000 | 1159.85 | | | | | | |

Electrical Components

Belong Power Tap — Horizontal

Power Tap — Horizontal



EUET-0030-3M3N
EUET-0030-2M3N
EUET-0030-4M3N



| Description | Circuit Access | Number | Price |
|---|----------------|-------------------|----------|
| 3-Circuit Conduit Length — Horizontal | | | |
| 30"(762mm) | 1 | EUET-0030-3M3N1NL | \$156.33 |
| | 2 | EUET-0030-3M3N2NL | 156.33 |
| | 3 | EUET-0030-3M3N3NL | 156.33 |
| 6'(1829mm) | 1 | EUET-0072-3M3N1NL | \$181.88 |
| | 2 | EUET-0072-3M3N2NL | 181.88 |
| | 3 | EUET-0072-3M3N3NL | 181.88 |
| 9'(2743mm) | 1 | EUET-00A8-3M3N1NL | \$203.78 |
| | 2 | EUET-00A8-3M3N2NL | 203.78 |
| | 3 | EUET-00A8-3M3N3NL | 203.78 |
| 4-Circuit, (2+2) Conduit Length — Horizontal | | | |
| 30"(762mm) | 1 | EUET-0030-2M3N1NL | \$156.33 |
| | 2 | EUET-0030-2M3N2NL | 156.33 |
| | 3 | EUET-0030-2M3N3NL | 156.33 |
| | 4 | EUET-0030-2M3N4NL | 156.33 |
| 6'(1829mm) | 1 | EUET-0072-2M3N1NL | \$181.88 |
| | 2 | EUET-0072-2M3N2NL | 181.88 |
| | 3 | EUET-0072-2M3N3NL | 181.88 |
| | 4 | EUET-0072-2M3N4NL | 181.88 |
| 9'(2743mm) | 1 | EUET-00A8-2M3N1NL | \$203.78 |
| | 2 | EUET-00A8-2M3N2NL | 203.78 |
| | 3 | EUET-00A8-2M3N3NL | 203.78 |
| | 4 | EUET-00A8-2M3N4NL | 203.78 |
| 4-Circuit, (3+1) Conduit Length — Horizontal | | | |
| 30"(762mm) | 1 | EUET-0030-4M3N1NL | \$156.33 |
| | 2 | EUET-0030-4M3N2NL | 156.33 |
| | 3 | EUET-0030-4M3N3NL | 156.33 |
| | 4 | EUET-0030-4M3N4NL | 156.33 |
| 6'(1829mm) | 1 | EUET-0072-4M3N1NL | \$181.88 |
| | 2 | EUET-0072-4M3N2NL | 181.88 |
| | 3 | EUET-0072-4M3N3NL | 181.88 |
| | 4 | EUET-0072-4M3N4NL | 181.88 |
| 9'(2743mm) | 1 | EUET-00A8-4M3N1NL | \$203.78 |
| | 2 | EUET-00A8-4M3N2NL | 203.78 |
| | 3 | EUET-00A8-4M3N3NL | 203.78 |
| | 4 | EUET-00A8-4M3N4NL | 203.78 |

Features

- Includes Power Tap housing with three 15A receptacle outlets (NEMA 5-15R) with 0.375"(10mm) conduit and Power Base connector.
- Power Base connector is used to connect to PDA.
- Power Tap housing with receptacles available in charcoal or graphite finish; conduit standard in black only.
- Field installed.

To Order, Specify:

- 1) Product number.
- 2) Trim color.

| | |
|------|----------|
| TR-K | Charcoal |
| TR-J | Graphite |

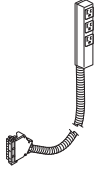
Specification Tips:

- Specify conduit length, circuit configuration and circuit access with Power Base connector.
- Specify mounting bracket separately.
 - Fixed Bracket with three patch cord holder mounts Power Tap to edge of worksurface with mounting screws. **Horizontal Power Tap required.**
 - Adjustable bracket mounts Power Tap to edge of worksurface with thumb screws for ease of relocation. **Horizontal Power Tap required.**
- Application may require approval of local authority having jurisdiction (AHJ); ensure compliance before placing orders and installation.
- Do not mix 3-circuit and 6-circuit with 4-circuit components. Do not mix 2+2 and 3+1 components. Components have unique polarity key and color coding (3-circuit=black, 6-circuit=ivory, 2+2=blue and 3+1=green).

Electrical Components

Belong Power Tap — Vertical

Power Tap — Vertical



EUET-0030-3M3N
EUET-0030-2M3N
EUET-0030-4M3N



| Description | Circuit Access | Number | Price |
|--|----------------|-------------------|----------|
| 3-Circuit Conduit Length — Vertical | | | |
| 30"(762mm) | 1 | EUET-0030-3M3N1NS | \$156.33 |
| | 2 | EUET-0030-3M3N2NS | 156.33 |
| | 3 | EUET-0030-3M3N3NS | 156.33 |
| 6'(1829mm) | 1 | EUET-0072-3M3N1NS | \$181.88 |
| | 2 | EUET-0072-3M3N2NS | 181.88 |
| | 3 | EUET-0072-3M3N3NS | 181.88 |
| 9'(2743mm) | 1 | EUET-00A8-3M3N1NS | \$203.78 |
| | 2 | EUET-00A8-3M3N2NS | 203.78 |
| | 3 | EUET-00A8-3M3N3NS | 203.78 |
| 4-Circuit (2+2) Conduit Length — Vertical | | | |
| 30"(762mm) | 1 | EUET-0030-2M3N1NS | \$156.33 |
| | 2 | EUET-0030-2M3N2NS | 156.33 |
| | 3 | EUET-0030-2M3N3NS | 156.33 |
| | 4 | EUET-0030-2M3N4NS | 156.33 |
| 6'(1829mm) | 1 | EUET-0072-2M3N1NS | \$181.88 |
| | 2 | EUET-0072-2M3N2NS | 181.88 |
| | 3 | EUET-0072-2M3N3NS | 181.88 |
| | 4 | EUET-0072-2M3N4NS | 181.88 |
| 9'(2743mm) | 1 | EUET-00A8-2M3N1NS | \$203.78 |
| | 2 | EUET-00A8-2M3N2NS | 203.78 |
| | 3 | EUET-00A8-2M3N3NS | 203.78 |
| | 4 | EUET-00A8-2M3N4NS | 203.78 |
| 4-Circuit (3+1) Conduit Length — Vertical | | | |
| 30"(762mm) | 1 | EUET-0030-4M3N1NS | \$156.33 |
| | 2 | EUET-0030-4M3N2NS | 156.33 |
| | 3 | EUET-0030-4M3N3NS | 156.33 |
| | 4 | EUET-0030-4M3N4NS | 156.33 |
| 6'(1829mm) | 1 | EUET-0072-4M3N1NS | \$181.88 |
| | 2 | EUET-0072-4M3N2NS | 181.88 |
| | 3 | EUET-0072-4M3N3NS | 181.88 |
| | 4 | EUET-0072-4M3N4NS | 181.88 |
| 9'(2743mm) | 1 | EUET-00A8-4M3N1NS | \$203.78 |
| | 2 | EUET-00A8-4M3N2NS | 203.78 |
| | 3 | EUET-00A8-4M3N3NS | 203.78 |
| | 4 | EUET-00A8-4M3N4NS | 203.78 |

Features

- Includes Power Tap housing with three 15A receptacle outlets (NEMA 5-15R) with 0.375"(10mm) conduit and Power Base connector.
- Power Base connector is used to connect to PDA.
- Power Tap housing with receptacles available in charcoal or graphite finish; conduit standard in black only.
- Field installed.

To Order, Specify:

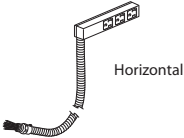
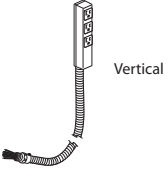

- 1) Product number.
- 2) Trim color.
TR-K Charcoal
TR-J Graphite

Specification Tips:

- Specify conduit length, circuit configuration and circuit access with Power Base connector.
- Specify mounting bracket separately.
 - Fixed Bracket with three patch cord holder mounts Power Tap to edge of worksurface with mounting screws. **Horizontal Power Tap required.**
 - Adjustable bracket mounts Power Tap to edge of worksurface with thumb screws for ease of relocation. **Horizontal Power Tap required.**
- Application may require approval of local authority having jurisdiction (AHJ); ensure compliance before placing orders and installation.
- Do not mix 3-circuit and 6-circuit with 4-circuit components. Do not mix 2+2 and 3+1 components. Components have unique polarity key and color coding (3-circuit=black, 6-circuit=ivory, 2+2=blue and 3+1=green).

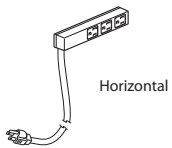
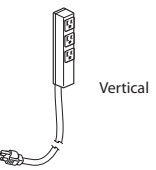

Electrical Components

Belong Power Tap — Hardwire and Corded

| | Description | Circuit | Number | Price |
|--|-------------------------------------|--|-------------------|----------|
| Power Tap — Hardwire  Horizontal  Vertical EUET-0030-CM3N  | Hardwire Length — Horizontal | | | |
| | 30'(762mm) | 1 | EUET-0030-CM3N1NL | \$156.33 |
| | 6'(1829mm) | 1 | EUET-0072-CM3N1NL | 181.88 |
| | 9'(2743mm) | 1 | EUET-00A8-CM3N1NL | 203.78 |
| | 15'(4572mm) | 1 | EUET-00J0-CM3N1NL | 247.58 |
| | Hardwire Length — Vertical | | | |
| | 30'(762mm) | 1 | EUET-0030-CM3N1NS | \$156.33 |
| | 6'(1829mm) | 1 | EUET-0072-CM3N1NS | 181.88 |
| | 9'(2743mm) | 1 | EUET-00A8-CM3N1NS | 203.78 |
| | 15'(4572mm) | 1 | EUET-00J0-CM3N1NS | 247.58 |
| Features | | To Order, Specify: | | |
| <ul style="list-style-type: none"> Includes Power Tap with three 15A receptacle outlets (MEMA 5-15) with conduit and conduit fitting. Hardwire option for connection to field wired junction box with 0.5"(13mm) knockout. Power Tap housing with receptacles available in charcoal or graphite finish; conduit standard in black only. Field installed. | | 1) Product number. 2) Trim color. TR-K Charcoal TR-J Graphite | | |

Specification Tips

- For use with 120 volt 60 hertz power source only.
- Specify mounting bracket separately.
 - Fixed Bracket with three patch cord holder mounts Power Tap to edge of worksurface with mounting screws. **Horizontal Power Tap required.**
 - Adjustable bracket mounts Power Tap to edge of worksurface with thumb screws for ease of relocation. **Horizontal Power Tap required.**
 - Under Surface bracket mounts Power Tap under worksurface. **Vertical Power Tap required.**
- Application may require approval of local authority having jurisdiction (AHJ); ensure compliance before placing orders and installation.

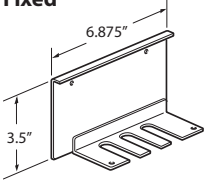
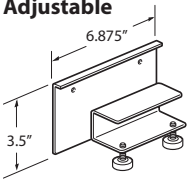
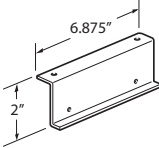
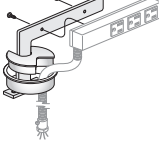
| | | | | |
|--|-----------------------------------|--|-------------------|----------|
| Power Tap — Corded Horizontal and Vertical  Horizontal  Vertical EUET-0000-1M3N  | Corded Length — Horizontal | | | |
| | 6'(1829mm) | 1 | EUET-0000-1M3N16L | \$110.71 |
| | 9'(2743mm) | 1 | EUET-0000-1M3N19L | 118.51 |
| | 15'(4572mm) | 1 | EUET-0000-1M3N1EL | 134.11 |
| | 25'(7620mm) | 1 | EUET-0000-1M3N1YL | 160.11 |
| | Corded Length — Vertical | | | |
| | 6'(1829mm) | 1 | EUET-0000-1M3N16S | \$110.71 |
| | 9'(2743mm) | 1 | EUET-0000-1M3N19S | 118.51 |
| | 15'(4572mm) | 1 | EUET-0000-1M3N1ES | 134.11 |
| | 25'(7620mm) | 1 | EUET-0000-1M3N1YS | 160.11 |
| Features | | To Order, Specify: | | |
| <ul style="list-style-type: none"> Includes Power Tap with three 15A receptacle outlets (MEMA 5-15R) with cord and plug (15A NEMA 5-15-P). Power Tap housing with receptacles available in charcoal or graphite finish; cord standard in black only. Field installed. | | 1) Product number. 2) Trim color. TR-K Charcoal TR-J Graphite | | |

Specification Tips

- For use with 120 volt 60 hertz power source only.
- Specify mounting bracket separately.
 - Fixed Bracket with three patch cord holder mounts Power Tap to edge of worksurface with mounting screws. **Horizontal Power Tap required.**
 - Adjustable bracket mounts Power Tap to edge of worksurface with thumb screws for ease of relocation. **Horizontal Power Tap required.**
 - Under Surface bracket mounts Power Tap under worksurface. **Vertical Power Tap required.**
- Application may require approval of local authority having jurisdiction (AHJ); ensure compliance before placing orders and installation.

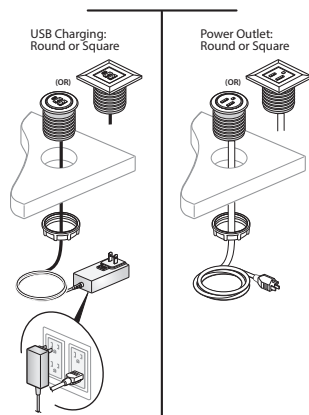
Electrical Components

Belong Power Tap Brackets

| | Description | Number | Trim | |
|--|---|--|----------|----------|
| | | | A | B |
| Power Tap Bracket — Fixed  ZUAP-0000-PFD | Fixed | ZUAP-0000-PFD | \$45.59 | 52.12 |
| | Features <ul style="list-style-type: none"> Includes one Power Tap mounting bracket and mounting hardware. Fixed Bracket mounts Power Tap to edge of worksurface with mounting screws. Fixed bracket accommodates three patch cords. Horizontal Power Tap required. | To Order, Specify: <ol style="list-style-type: none"> Product number. Trim color. | | |
| Power Tap Bracket — Adjustable  ZUAP-0000-PAN | Adjustable | ZUAP-0000-PAN | \$57.31 | 63.84 |
| | Features <ul style="list-style-type: none"> Includes one Power Tap mounting bracket and mounting hardware. Adjustable bracket mounts Power Tap to back edge of worksurface with thumb screws for ease of relocation. Horizontal Power Tap required. | To Order, Specify: <ol style="list-style-type: none"> Product number. Trim color. | | |
| Power Tap Bracket — Under Surface  ZUAP-0000-PUR | Under Surface — Right-hand | ZUAP-0000-PUR | \$45.59 | \$52.12 |
| | Under Surface — Left-hand | ZUAP-0000-PUL | 45.59 | 52.12 |
| Power Tap Bracket with Grommet — Beside Storage Only  ZUAP-0000-PGH | Fixed Grommet — Horizontal | ZUAP-0000-PGH | \$102.90 | \$109.43 |
| | Fixed Grommet — Vertical | ZUAP-0000-PGV | 102.90 | 109.43 |
| | Features <ul style="list-style-type: none"> Includes one Power Tap bracket, grommet with cover and mounting hardware. Horizontal bracket mounts to Beside Storage Top through field installed grommet. Horizontal Power Tap required. Vertical bracket mounts to Beside Storage Top through field installed grommet. Vertical Power Tap required. | To Order, Specify: <ol style="list-style-type: none"> Product number. Trim color. | | |
| | Specification Tips <ul style="list-style-type: none"> Accommodates 1.19" (30mm) thick tops. Application may require approval of local authority having jurisdiction (AHJ); ensure compliance before placing orders and installation. Power Tab Bracket with grommet can only be used with 3-Circuit, 4-Circuit and Hardwired power taps. | | | |

Electrical Components

Bezel Utility Module



EURT-0072-1100
EURT-0072-1010



Features

- Includes: Either a round or square faced Power Module and mounting hardware.
- For use on surfaces 0.75”(19mm) - 1.44”(37mm) thick.
- Available with either:
 - One power outlet (NEMA 5-15R)
 - One two port USB charger. Consists of two USB outlets with 1000mA of charging power (5 volts) per USB outlet.
 - One data/video jack
- Available in black or supplier white only.

Specification Tips

- For use with 120 volt 60 hertz power source only.
- Power configuration has one cord with plug (NEMA 5-15P).
- USB configuration has one cord with 2”(51mm) x 1”(25mm) x 3”(76mm) voltage transformer plug. Transformer may block adjacent outlets (see illustration).
- Data jacks and AV cables field supplied.
- Data jack adapters accommodate most varieties of field supplied data jacks or separately specified AV cables.
- Requires field cut 1.75”(44mm) hole and field installation.
- Application may require approval of local authority having jurisdiction (AHJ); ensure compliance before placing orders and installing.

To Order, Specify:

1) Product number, including:

1 Shape:

S Square

C Round

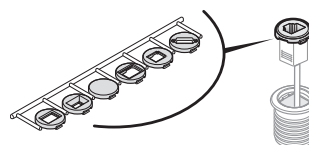
2 Color Options:

B Black

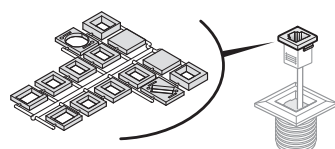
W White

| Description | Depth | Number | 1 2 | Price |
|-----------------|-------------|----------------|-----|----------|
| 6' Cord | | | | |
| Power | 1.75”(44mm) | EURT-0072-1100 | | \$ 84.30 |
| USB | | EURT-0072-1010 | | 252.92 |
| 12' Cord | | | | |
| Power | 1.75”(44mm) | EURT-00E4-1100 | | \$144.52 |
| USB | | EURT-00E4-1010 | | 313.14 |

Data Bezel



EURT-0000-N001CB
EURT-0000-N001CW



EURT-0000-N001SB
EURT-0000-N001SW

Description

Round

Black EURT-0000-N001CB \$84.30

White EURT-0000-N001CW 84.30

Square

Black EURT-0000-N001SB \$84.30

White EURT-0000-N001SW 84.30

Feature

- Includes one round or square bezel for the Bezel Utility Module.
- Available in black or supplier white only.

To Order, Specify:

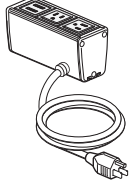
1) Product number.
(No finish specification required.)

Electrical Components

Enhanced Power Module — Corded

3-Port:

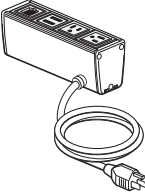
- (2) Power
- (1) USB



EUD1-PF0B-2010

4-Port:

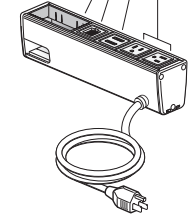
- (2) Power
- (1) USB
- (1) Data



EUD1-PF0B-2110

6-Port:

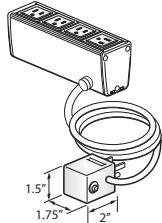
- (2) Power
- (1) USB
- (1) Data
- (1) Cable Bay



EUD1-PF0B-2112

4-Port:

- (4) Power



NOTE:
Always Fused Plug
when more than 3
power outlets specified.

EUD1-PF0B-4000



Features

- Includes power module with 3, 4 or 6 ports that can be configured with simplex outlets (NEMA-5-15R), USB charging port (with two USB outlets), data ports or cable bay(s) that can accept up to two pull out data/AV cables and mounting hardware.
- Data port accommodate most varieties of field supplied data/AV jacks.
- Attaches to surface with use of separately specified mounting brackets.
- Corded power module available with 15 amp - 6'(1829mm) or 12'(3658mm) long cord with plug (NEMA 5-15P).
- USB Charging Port consists of two USB 2.0 style A outlets. 4 Amp (shared) charging capacity.
- Color option of black anodized housing with black receptacles or clear anodized housing with white receptacles.

Specification Tips

- **Configuration and quantity of power and data ports cannot be modified in the field.**
- **For use with 120 volt 60 hertz power source only.**
- Separately specify attachment hardware for desired application.
- Requires field installation.
- Specify AV cables separately.
- Cable Bay requires cables less than 0.3"(7.6mm) diameter.
- Application may require approval of local authority having jurisdiction (AHJ); ensure compliance before placing orders and installation.

To Order, Specify:

- 1) Product number.
(No finish specification required.)

Electrical Components

Enhanced Power Module — Corded

| Top Width | Top Depth | Cord Length | Housing Color | Port Color | Port | Configuration | Number | Price |
|--|----------------|----------------|-------------------|------------|------|---|----------------|-----------------|
| 5" (127mm) | 3" (76mm) | 6' (1829mm) | Black Anodized | Black | 3 | 1 Power Receptacle, 1 Cable Bay | EUD1-PF0B-1002 | \$403.62 |
| | | | | | | 1 Power Receptacle, 2 Data Ports | EUD1-PF0B-1020 | 403.62 |
| | | | | | | 1 Power Receptacle, 1 Data Port, 1 USB Charging | EUD1-PF0B-1110 | 472.44 |
| | | | | | | 1 Power Receptacle, 2 USB Charging | EUD1-PF0B-1200 | 541.26 |
| | | | | | | 2 Power Receptacles, 1 Data Port | EUD1-PF0B-2010 | 403.62 |
| | | | | | | 2 Power Receptacles, 1 USB Charging | EUD1-PF0B-2100 | 472.44 |
| | | | | | | 3 Power Receptacles | EUD1-PF0B-3000 | 403.62 |
| 6.5" (165mm) | 3" (76mm) | | | | 4 | 1 Power Receptacle, 1 Data Port, 1 Cable Bay | EUD1-PF0B-1012 | \$403.62 |
| | | | | | | 1 Power Receptacle, 3 Data Ports | EUD1-PF0B-1030 | 403.62 |
| | | | | | | 1 Power Receptacle, 1 USB Charging, 1 Cable Bay | EUD1-PF0B-1102 | 472.44 |
| | | | | | | 1 Power Receptacle, 3 USB Charging | EUD1-PF0B-1300 | 610.08 |
| | | | | | | 2 Power Receptacles, 1 Cable Bay | EUD1-PF0B-2002 | 403.62 |
| | | | | | | 2 Power Receptacles, 2 Data Ports | EUD1-PF0B-2020 | 403.62 |
| | | | | | | 2 Power Receptacles, 1 USB Charging, 1 Data Port | EUD1-PF0B-2110 | 472.44 |
| | | | | | | 2 Power Receptacles, 2 USB Charging | EUD1-PF0B-2200 | 541.26 |
| | | | | | | 3 Power Receptacles, 1 Data Port | EUD1-PF0B-3010 | 403.62 |
| | | | | | | 3 Power Receptacles, 1 USB Charging | EUD1-PF0B-3100 | 472.44 |
| | | | | | | 4 Power Receptacles | EUD1-PF0B-4000 | 403.62 |
| 9.5" (241mm) | 3" (76mm) | | | | 6 | 1 Power Receptacle, 1 USB Charging, 2 Cable Bays | EUD1-PF0B-1104 | \$532.09 |
| | | | | | | 1 Power Receptacle, 1 USB Charging, 2 Data Ports, 1 Cable Bay | EUD1-PF0B-1122 | 532.09 |
| | | | | | | 1 Power Receptacle, 1 USB Charging, 4 Data Ports | EUD1-PF0B-1140 | 532.09 |
| | | | | | | 1 Power Receptacle, 2 USB Charging, 1 Data Port, 1 Cable Bay | EUD1-PF0B-1212 | 600.91 |
| | | | | | | 1 Power Receptacle, 2 USB Charging, 3 Data Ports | EUD1-PF0B-1230 | 600.91 |
| | | | | | | 1 Power Receptacle, 3 USB Charging, 1 Cable Bay | EUD1-PF0B-1302 | 669.73 |
| | | | | | | 1 Power Receptacle, 3 USB Charging, 2 Data Ports | EUD1-PF0B-1320 | 669.73 |
| | | | | | | 1 Power Receptacle, 4 USB Charging, 1 Data Port | EUD1-PF0B-1410 | 738.55 |
| | | | | | | 2 Power Receptacles, 2 Cable Bays | EUD1-PF0B-2004 | 463.27 |
| | | | | | | 2 Power Receptacles, 2 Data Ports, 1 Cable Bay | EUD1-PF0B-2022 | 463.27 |
| | | | | | | 2 Power Receptacles, 4 Data Ports | EUD1-PF0B-2040 | 463.27 |
| | | | | | | 2 Power Receptacles, 1 USB Charging, 1 Data Port, 1 Cable Bay | EUD1-PF0B-2112 | 532.09 |
| | | | | | | 2 Power Receptacles, 1 USB Charging, 3 Data Ports | EUD1-PF0B-2130 | 532.09 |
| | | | | | | 2 Power Receptacles, 2 USB Charging, 1 Cable Bay | EUD1-PF0B-2202 | 600.91 |
| | | | | | | 2 Power Receptacles, 2 USB Charging, 2 Data Ports | EUD1-PF0B-2220 | 600.91 |
| | | | | | | 2 Power Receptacles, 3 USB Charging, 1 Data Port | EUD1-PF0B-2310 | 669.73 |
| | | | | | | 2 Power Receptacles, 4 USB Charging | EUD1-PF0B-2400 | 738.55 |
| | | | | | | 3 Power Receptacles, 3 Data Ports | EUD1-PF0B-3030 | 463.27 |
| | | | | | | 3 Power Receptacles, 1 USB Charging, 1 Cable Bay | EUD1-PF0B-3102 | 532.09 |
| | | | | | | 3 Power Receptacles, 1 USB Charging, 2 Data Ports | EUD1-PF0B-3120 | 532.09 |
| | | | | | | 3 Power Receptacles, 2 USB Charging, 1 Data Port | EUD1-PF0B-3210 | 600.91 |
| | | | | | | 3 Power Receptacles, 3 USB Charging | EUD1-PF0B-3300 | 669.73 |
| | | | | | | 4 Power Receptacles, 1 Cable Bay | EUD1-PF0B-4002 | 463.27 |
| 4 Power Receptacles, 2 Data Ports | EUD1-PF0B-4020 | 463.27 | | | | | | |
| 4 Power Receptacles, 1 USB Charging, 1 Data Port | EUD1-PF0B-4110 | 532.09 | | | | | | |
| 4 Power Receptacles, 2 USB Charging | EUD1-PF0B-4200 | 600.91 | | | | | | |
| 5 Power Receptacles, 1 Data Port | EUD1-PF0B-5010 | 463.27 | | | | | | |
| 5 Power Receptacles, 1 USB Charging | EUD1-PF0B-5100 | 532.09 | | | | | | |
| 6 Power Receptacles | EUD1-PF0B-6000 | 463.27 | | | | | | |

Electrical Components

Enhanced Power Module — Corded

| Top Width | Top Depth | Cord Length | Housing Color | Port Color | Port | Configuration | Number | Price |
|-----------------|--------------|----------------|-------------------|------------|------|---|----------------|-----------------|
| 9.5" (241mm) | 3" (76mm) | 6' (1829mm) | Clear Anodized | White | 3 | 1 Power Receptacle, 1 Cable Bay | EUD1-PF0W-1002 | \$284.33 |
| | | | | | | 1 Power Receptacle, 2 Data Ports | EUD1-PF0W-1020 | 284.33 |
| | | | | | | 1 Power Receptacle, 1 Data Port, 1 USB Charging | EUD1-PF0W-1110 | 353.15 |
| | | | | | | 1 Power Receptacle, 2 USB Charging | EUD1-PF0W-1200 | 421.97 |
| | | | | | | 2 Power Receptacles, 1 Data Port | EUD1-PF0W-2010 | 284.33 |
| | | | | | | 2 Power Receptacles, 1 USB Charging | EUD1-PF0W-2100 | 353.15 |
| | | | | | | 3 Power Receptacles | EUD1-PF0W-3000 | 284.33 |
| | | | | | 4 | 1 Power Receptacle, 1 Data Port, 1 Cable Bay | EUD1-PF0W-1012 | \$284.33 |
| | | | | | | 1 Power Receptacle, 3 Data Ports | EUD1-PF0W-1030 | 284.33 |
| | | | | | | 1 Power Receptacle, 1 USB Charging, 1 Cable Bay | EUD1-PF0W-1102 | 353.15 |
| | | | | | | 1 Power Receptacle, 3 USB Charging | EUD1-PF0W-1300 | 490.79 |
| | | | | | | 2 Power Receptacles, 1 Cable Bay | EUD1-PF0W-2002 | 284.33 |
| | | | | | | 2 Power Receptacles, 2 Data Ports | EUD1-PF0W-2020 | 284.33 |
| | | | | | | 2 Power Receptacles, 1 USB Charging, 1 Data Port | EUD1-PF0W-2110 | 353.15 |
| | | | | | | 2 Power Receptacles, 2 USB Charging | EUD1-PF0W-2200 | 421.97 |
| | | | | | | 3 Power Receptacles, 1 Data Port | EUD1-PF0W-3010 | 284.33 |
| | | | | | | 3 Power Receptacles, 1 USB Charging | EUD1-PF0W-3100 | 353.15 |
| | | | | | | 4 Power Receptacles | EUD1-PF0W-4000 | 284.33 |
| | | | | | 6 | 1 Power Receptacle, 1 USB Charging, 2 Cable Bays | EUD1-PF0W-1104 | \$412.80 |
| | | | | | | 1 Power Receptacle, 1 USB Charging, 2 Data Ports, 1 Cable Bay | EUD1-PF0W-1122 | 412.80 |
| | | | | | | 1 Power Receptacle, 1 USB Charging, 4 Data Ports | EUD1-PF0W-1140 | 412.80 |
| | | | | | | 1 Power Receptacle, 2 USB Charging, 1 Data Port, 1 Cable Bay | EUD1-PF0W-1212 | 481.62 |
| | | | | | | 1 Power Receptacle, 2 USB Charging, 3 Data Ports | EUD1-PF0W-1230 | 481.62 |
| | | | | | | 1 Power Receptacle, 3 USB Charging, 1 Cable Bay | EUD1-PF0W-1302 | 550.44 |
| | | | | | | 1 Power Receptacle, 3 USB Charging, 2 Data Ports | EUD1-PF0W-1320 | 550.44 |
| | | | | | | 1 Power Receptacle, 4 USB Charging, 1 Data Port | EUD1-PF0W-1410 | 619.26 |
| | | | | | | 2 Power Receptacles, 2 Cable Bays | EUD1-PF0W-2004 | 343.98 |
| | | | | | | 2 Power Receptacles, 2 Data Ports, 1 Cable Bay | EUD1-PF0W-2022 | 343.98 |
| | | | | | | 2 Power Receptacles, 4 Data Ports | EUD1-PF0W-2040 | 343.98 |
| | | | | | | 2 Power Receptacles, 1 USB Charging, 1 Data Port, 1 Cable Bay | EUD1-PF0W-2112 | 412.80 |
| | | | | | | 2 Power Receptacles, 1 USB Charging, 3 Data Ports | EUD1-PF0W-2130 | 412.80 |
| | | | | | | 2 Power Receptacles, 2 USB Charging, 1 Cable Bay | EUD1-PF0W-2202 | 481.62 |
| | | | | | | 2 Power Receptacles, 2 USB Charging, 2 Data Ports | EUD1-PF0W-2220 | 481.62 |
| | | | | | | 2 Power Receptacles, 3 USB Charging, 1 Data Port | EUD1-PF0W-2310 | 550.44 |
| | | | | | | 2 Power Receptacles, 4 USB Charging | EUD1-PF0W-2400 | 619.26 |
| | | | | | | 3 Power Receptacles, 3 Data Ports | EUD1-PF0W-3030 | 343.98 |
| | | | | | | 3 Power Receptacles, 1 USB Charging, 1 Cable Bay | EUD1-PF0W-3102 | 412.80 |
| | | | | | | 3 Power Receptacles, 1 USB Charging, 2 Data Ports | EUD1-PF0W-3120 | 412.80 |
| | | | | | | 3 Power Receptacles, 2 USB Charging, 1 Data Port | EUD1-PF0W-3210 | 481.62 |
| | | | | | | 3 Power Receptacles, 3 USB Charging | EUD1-PF0W-3300 | 550.44 |
| | | | | | | 4 Power Receptacles, 1 Cable Bay | EUD1-PF0W-4002 | 343.98 |
| | | | | | | 4 Power Receptacles, 2 Data Ports | EUD1-PF0W-4020 | 343.98 |
| | | | | | | 4 Power Receptacles, 1 USB Charging, 1 Data Port | EUD1-PF0W-4110 | 412.80 |
| | | | | | | 4 Power Receptacles, 2 USB Charging | EUD1-PF0W-4200 | 481.62 |
| | | | | | | 5 Power Receptacles, 1 Data Port | EUD1-PF0W-5010 | 343.98 |
| | | | | | | 5 Power Receptacles, 1 USB Charging | EUD1-PF0W-5100 | 412.80 |
| | | | | | | 6 Power Receptacles | EUD1-PF0W-6000 | 343.98 |

Electrical Components

Enhanced Power Module — Corded

| Top Width | Top Depth | Cord Length | Housing Color | Port Color | Port | Configuration | Number | Price |
|-----------------|--------------|-----------------|-------------------|------------|------|---|----------------|-----------------|
| 9.5" (241mm) | 3" (76mm) | 12' (3658mm) | Black Anodized | Black | 3 | 1 Power Receptacle, 1 Cable Bay | EUD1-PL0B-1002 | \$459.69 |
| | | | | | | 1 Power Receptacle, 2 Data Ports | EUD1-PL0B-1020 | 459.69 |
| | | | | | | 1 Power Receptacle, 1 Data Port, 1 USB Charging | EUD1-PL0B-1110 | 528.51 |
| | | | | | | 1 Power Receptacle, 2 USB Charging | EUD1-PL0B-1200 | 597.33 |
| | | | | | | 2 Power Receptacles, 1 Data Port | EUD1-PL0B-2010 | 459.69 |
| | | | | | | 2 Power Receptacles, 1 USB Charging | EUD1-PL0B-2100 | 528.51 |
| | | | | | | 3 Power Receptacles | EUD1-PL0B-3000 | 459.69 |
| | | | | | 4 | 1 Power Receptacle, 1 Data Port, 1 Cable Bay | EUD1-PL0B-1012 | \$459.69 |
| | | | | | | 1 Power Receptacle, 3 Data Ports | EUD1-PL0B-1030 | 459.69 |
| | | | | | | 1 Power Receptacle, 1 USB Charging, 1 Cable Bay | EUD1-PL0B-1102 | 528.51 |
| | | | | | | 1 Power Receptacle, 3 USB Charging | EUD1-PL0B-1300 | 666.15 |
| | | | | | | 2 Power Receptacles, 1 Cable Bay | EUD1-PL0B-2002 | 459.69 |
| | | | | | | 2 Power Receptacles, 2 Data Ports | EUD1-PL0B-2020 | 459.69 |
| | | | | | | 2 Power Receptacles, 1 USB Charging, 1 Data Port | EUD1-PL0B-2110 | 528.51 |
| | | | | | | 2 Power Receptacles, 2 USB Charging | EUD1-PL0B-2200 | 597.33 |
| | | | | | | 3 Power Receptacles, 1 Data Port | EUD1-PL0B-3010 | 459.69 |
| | | | | | | 3 Power Receptacles, 1 USB Charging | EUD1-PL0B-3100 | 528.51 |
| | | | | | | 4 Power Receptacles | EUD1-PL0B-4000 | 459.69 |
| | | | | | 6 | 1 Power Receptacle, 1 USB Charging, 2 Cable Bays | EUD1-PL0B-1104 | \$588.16 |
| | | | | | | 1 Power Receptacle, 1 USB Charging, 2 Data Ports, 1 Cable Bay | EUD1-PL0B-1122 | 588.16 |
| | | | | | | 1 Power Receptacle, 1 USB Charging, 4 Data Ports | EUD1-PL0B-1140 | 588.16 |
| | | | | | | 1 Power Receptacle, 2 USB Charging, 1 Data Port, 1 Cable Bay | EUD1-PL0B-1212 | 656.98 |
| | | | | | | 1 Power Receptacle, 2 USB Charging, 3 Data Ports | EUD1-PL0B-1230 | 656.98 |
| | | | | | | 1 Power Receptacle, 3 USB Charging, 1 Cable Bay | EUD1-PL0B-1302 | 725.80 |
| | | | | | | 1 Power Receptacle, 3 USB Charging, 2 Data Ports | EUD1-PL0B-1320 | 725.80 |
| | | | | | | 1 Power Receptacle, 4 USB Charging, 1 Data Port | EUD1-PL0B-1410 | 794.62 |
| | | | | | | 2 Power Receptacles, 2 Cable Bays | EUD1-PL0B-2004 | 519.34 |
| | | | | | | 2 Power Receptacles, 2 Data Ports, 1 Cable Bay | EUD1-PL0B-2022 | 519.34 |
| | | | | | | 2 Power Receptacles, 4 Data Ports | EUD1-PL0B-2040 | 519.34 |
| | | | | | | 2 Power Receptacles, 1 USB Charging, 1 Data Port, 1 Cable Bay | EUD1-PL0B-2112 | 588.16 |
| | | | | | | 2 Power Receptacles, 1 USB Charging, 3 Data Ports | EUD1-PL0B-2130 | 588.16 |
| | | | | | | 2 Power Receptacles, 2 USB Charging, 1 Cable Bay | EUD1-PL0B-2202 | 656.98 |
| | | | | | | 2 Power Receptacles, 2 USB Charging, 2 Data Ports | EUD1-PL0B-2220 | 656.98 |
| | | | | | | 2 Power Receptacles, 3 USB Charging, 1 Data Port | EUD1-PL0B-2310 | 725.80 |
| | | | | | | 2 Power Receptacles, 4 USB Charging | EUD1-PL0B-2400 | 794.62 |
| | | | | | | 3 Power Receptacles, 3 Data Ports | EUD1-PL0B-3030 | 519.34 |
| | | | | | | 3 Power Receptacles, 1 USB Charging, 1 Cable Bay | EUD1-PL0B-3102 | 588.16 |
| | | | | | | 3 Power Receptacles, 1 USB Charging, 2 Data Ports | EUD1-PL0B-3120 | 588.16 |
| | | | | | | 3 Power Receptacles, 2 USB Charging, 1 Data Port | EUD1-PL0B-3210 | 656.98 |
| | | | | | | 3 Power Receptacles, 3 USB Charging | EUD1-PL0B-3300 | 725.80 |
| | | | | | | 4 Power Receptacles, 1 Cable Bay | EUD1-PL0B-4002 | 519.34 |
| | | | | | | 4 Power Receptacles, 2 Data Ports | EUD1-PL0B-4020 | 519.34 |
| | | | | | | 4 Power Receptacles, 1 USB Charging, 1 Data Port | EUD1-PL0B-4110 | 588.16 |
| | | | | | | 4 Power Receptacles, 2 USB Charging | EUD1-PL0B-4200 | 656.98 |
| | | | | | | 5 Power Receptacles, 1 Data Port | EUD1-PL0B-5010 | 519.34 |
| | | | | | | 5 Power Receptacles, 1 USB Charging | EUD1-PL0B-5100 | 588.16 |
| | | | | | | 6 Power Receptacles | EUD1-PL0B-6000 | 519.34 |

Electrical Components

Enhanced Power Module — Corded

| Top Width | Top Depth | Cord Length | Housing Color | Port Color | Port | Configuration | Number | Price |
|-----------------|--------------|-----------------|-------------------|------------|------|---|----------------|-----------------|
| 9.5" (241mm) | 3" (76mm) | 12' (3658mm) | Clear Anodized | White | 3 | 1 Power Receptacle, 1 Cable Bay | EUD1-PL0W-1002 | \$340.40 |
| | | | | | | 1 Power Receptacle, 2 Data Ports | EUD1-PL0W-1020 | 340.40 |
| | | | | | | 1 Power Receptacle, 1 Data Port, 1 USB Charging | EUD1-PL0W-1110 | 409.22 |
| | | | | | | 1 Power Receptacle, 2 USB Charging | EUD1-PL0W-1200 | 478.04 |
| | | | | | | 2 Power Receptacles, 1 Data Port | EUD1-PL0W-2010 | 340.40 |
| | | | | | | 2 Power Receptacles, 1 USB Charging | EUD1-PL0W-2100 | 409.22 |
| | | | | | | 3 Power Receptacles | EUD1-PL0W-3000 | 340.40 |
| | | | | | 4 | 1 Power Receptacle, 1 Data Port, 1 Cable Bay | EUD1-PL0W-1012 | \$340.40 |
| | | | | | | 1 Power Receptacle, 3 Data Ports | EUD1-PL0W-1030 | 340.40 |
| | | | | | | 1 Power Receptacle, 1 USB Charging, 1 Cable Bay | EUD1-PL0W-1102 | 409.22 |
| | | | | | | 1 Power Receptacle, 3 USB Charging | EUD1-PL0W-1300 | 546.86 |
| | | | | | | 2 Power Receptacles, 1 Cable Bay | EUD1-PL0W-2002 | 340.40 |
| | | | | | | 2 Power Receptacles, 2 Data Ports | EUD1-PL0W-2020 | 340.40 |
| | | | | | | 2 Power Receptacles, 1 USB Charging, 1 Data Port | EUD1-PL0W-2110 | 409.22 |
| | | | | | | 2 Power Receptacles, 2 USB Charging | EUD1-PL0W-2200 | 478.04 |
| | | | | | | 3 Power Receptacles, 1 Data Port | EUD1-PL0W-3010 | 340.40 |
| | | | | | | 3 Power Receptacles, 1 USB Charging | EUD1-PL0W-3100 | 409.22 |
| | | | | | | 4 Power Receptacles | EUD1-PL0W-4000 | 340.40 |
| | | | | | 6 | 1 Power Receptacle, 1 USB Charging, 2 Cable Bays | EUD1-PL0W-1104 | \$468.87 |
| | | | | | | 1 Power Receptacle, 1 USB Charging, 2 Data Ports, 1 Cable Bay | EUD1-PL0W-1122 | 468.87 |
| | | | | | | 1 Power Receptacle, 1 USB Charging, 4 Data Ports | EUD1-PL0W-1140 | 468.87 |
| | | | | | | 1 Power Receptacle, 2 USB Charging, 1 Data Port, 1 Cable Bay | EUD1-PL0W-1212 | 537.69 |
| | | | | | | 1 Power Receptacle, 2 USB Charging, 3 Data Ports | EUD1-PL0W-1230 | 537.69 |
| | | | | | | 1 Power Receptacle, 3 USB Charging, 1 Cable Bay | EUD1-PL0W-1302 | 606.51 |
| | | | | | | 1 Power Receptacle, 3 USB Charging, 2 Data Ports | EUD1-PL0W-1320 | 606.51 |
| | | | | | | 1 Power Receptacle, 4 USB Charging, 1 Data Port | EUD1-PL0W-1410 | 675.33 |
| | | | | | | 2 Power Receptacles, 2 Cable Bays | EUD1-PL0W-2004 | 400.05 |
| | | | | | | 2 Power Receptacles, 2 Data Ports, 1 Cable Bay | EUD1-PL0W-2022 | 400.05 |
| | | | | | | 2 Power Receptacles, 4 Data Ports | EUD1-PL0W-2040 | 400.05 |
| | | | | | | 2 Power Receptacles, 1 USB Charging, 1 Data Port, 1 Cable Bay | EUD1-PL0W-2112 | 468.87 |
| | | | | | | 2 Power Receptacles, 1 USB Charging, 3 Data Ports | EUD1-PL0W-2130 | 468.87 |
| | | | | | | 2 Power Receptacles, 2 USB Charging, 1 Cable Bay | EUD1-PL0W-2202 | 537.69 |
| | | | | | | 2 Power Receptacles, 2 USB Charging, 2 Data Ports | EUD1-PL0W-2220 | 537.69 |
| | | | | | | 2 Power Receptacles, 3 USB Charging, 1 Data Port | EUD1-PL0W-2310 | 606.51 |
| | | | | | | 2 Power Receptacles, 4 USB Charging | EUD1-PL0W-2400 | 675.33 |
| | | | | | | 3 Power Receptacles, 3 Data Ports | EUD1-PL0W-3030 | 400.05 |
| | | | | | | 3 Power Receptacles, 1 USB Charging, 1 Cable Bay | EUD1-PL0W-3102 | 468.87 |
| | | | | | | 3 Power Receptacles, 1 USB Charging, 2 Data Ports | EUD1-PL0W-3120 | 468.87 |
| | | | | | | 3 Power Receptacles, 2 USB Charging, 1 Data Port | EUD1-PL0W-3210 | 537.69 |
| | | | | | | 3 Power Receptacles, 3 USB Charging | EUD1-PL0W-3300 | 606.51 |
| | | | | | | 4 Power Receptacles, 1 Cable Bay | EUD1-PL0W-4002 | 400.05 |
| | | | | | | 4 Power Receptacles, 2 Data Ports | EUD1-PL0W-4020 | 400.05 |
| | | | | | | 4 Power Receptacles, 1 USB Charging, 1 Data Port | EUD1-PL0W-4110 | 468.87 |
| | | | | | | 4 Power Receptacles, 2 USB Charging | EUD1-PL0W-4200 | 537.69 |
| | | | | | | 5 Power Receptacles, 1 Data Port | EUD1-PL0W-5010 | 400.05 |
| | | | | | | 5 Power Receptacles, 1 USB Charging | EUD1-PL0W-5100 | 468.87 |
| | | | | | | 6 Power Receptacles | EUD1-PL0W-6000 | 400.05 |

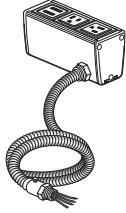
This page intentionally blank

Electrical Components

Enhanced Power Module — Hardwire

3-Port:

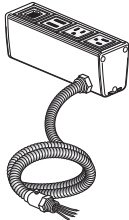
- (2) Power
- (1) USB



EUD1-HF0B-2010

4-Port:

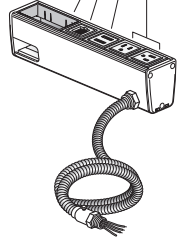
- (2) Power
- (1) USB
- (1) Data



EUD1-HF0B-2110

6-Port:

- (2) Power
- (1) USB
- (1) Data
- (1) Cable Bay



EUD1-HF0B-2112



Features

- Includes power module with 3, 4 or 6 ports that can be configured with simplex outlets (NEMA-5-15R), USB charging port (with two USB outlets), data ports or cable bay(s) that can accept up to two pull out data/AV cables and mounting hardware.
- Data port accommodate most varieties of field supplied data/AV jacks.
- Attaches to surface with use of separately specified mounting brackets.
- Hardwired power module with 6'(1829mm) or 12'(3658mm) long flexible metal conduit feed, 0.5"(13mm) conduit fitting and wires for hardwire connection.
- USB Charging Port consists of two USB 2.0 style A outlets. 4 Amp (shared) charging capacity.
- Color option of black anodized housing with black receptacles or clear anodized housing with white receptacles.

Specification Tips

- **Configuration and quantity of power and data ports cannot be modified in the field.**
- **For use with 120 volt 60 hertz power source only.**
- Separately specify attachment hardware for desired application.
- Requires field installation.
- Specify AV cables separately.
- Cable Bay requires cables less than 0.3"(7.6mm) diameter.
- Application may require approval of local authority having jurisdiction (AHJ); ensure compliance before placing orders and installation.

To Order, Specify:

- 1) Product number.
(No finish specification required.)

Electrical Components

Enhanced Power Module — Hardwire

| Top Width | Top Depth | Conduit Length | Housing Color | Port Color | Port | Configuration | Number | Price |
|--|----------------|----------------|-------------------|------------|------|---|----------------|-----------------|
| 5" (127mm) | 3" (76mm) | 6' (1829mm) | Black Anodized | Black | 3 | 1 Power Receptacle, 1 Cable Bay | EUD1-HF0B-1002 | \$473.91 |
| | | | | | | 1 Power Receptacle, 2 Data Ports | EUD1-HF0B-1020 | 473.91 |
| | | | | | | 1 Power Receptacle, 1 Data Port, 1 USB Charging | EUD1-HF0B-1110 | 542.73 |
| | | | | | | 1 Power Receptacle, 2 USB Charging | EUD1-HF0B-1200 | 611.55 |
| | | | | | | 2 Power Receptacles, 1 Data Port | EUD1-HF0B-2010 | 473.91 |
| | | | | | | 2 Power Receptacles, 1 USB Charging | EUD1-HF0B-2100 | 542.73 |
| | | | | | | 3 Power Receptacles | EUD1-HF0B-3000 | 473.91 |
| 6.5" (165mm) | 3" (76mm) | | | | 4 | 1 Power Receptacle, 1 Data Port, 1 Cable Bay | EUD1-HF0B-1012 | \$473.91 |
| | | | | | | 1 Power Receptacle, 3 Data Ports | EUD1-HF0B-1030 | 473.91 |
| | | | | | | 1 Power Receptacle, 1 USB Charging, 1 Cable Bay | EUD1-HF0B-1102 | 542.73 |
| | | | | | | 1 Power Receptacle, 3 USB Charging | EUD1-HF0B-1300 | 680.37 |
| | | | | | | 2 Power Receptacles, 1 Cable Bay | EUD1-HF0B-2002 | 473.91 |
| | | | | | | 2 Power Receptacles, 2 Data Ports | EUD1-HF0B-2020 | 473.91 |
| | | | | | | 2 Power Receptacles, 1 USB Charging, 1 Data Port | EUD1-HF0B-2110 | 542.73 |
| | | | | | | 2 Power Receptacles, 2 USB Charging | EUD1-HF0B-2200 | 611.55 |
| | | | | | | 3 Power Receptacles, 1 Data Port | EUD1-HF0B-3010 | 473.91 |
| | | | | | | 3 Power Receptacles, 1 USB Charging | EUD1-HF0B-3100 | 542.73 |
| | | | | | | 4 Power Receptacles | EUD1-HF0B-4000 | 473.91 |
| 9.5" (241mm) | 3" (76mm) | | | | 6 | 1 Power Receptacle, 1 USB Charging, 2 Cable Bays | EUD1-HF0B-1104 | \$602.38 |
| | | | | | | 1 Power Receptacle, 1 USB Charging, 2 Data Ports, 1 Cable Bay | EUD1-HF0B-1122 | 602.38 |
| | | | | | | 1 Power Receptacle, 1 USB Charging, 4 Data Ports | EUD1-HF0B-1140 | 602.38 |
| | | | | | | 1 Power Receptacle, 2 USB Charging, 1 Data Port, 1 Cable Bay | EUD1-HF0B-1212 | 671.20 |
| | | | | | | 1 Power Receptacle, 2 USB Charging, 3 Data Ports | EUD1-HF0B-1230 | 671.20 |
| | | | | | | 1 Power Receptacle, 3 USB Charging, 1 Cable Bay | EUD1-HF0B-1302 | 740.02 |
| | | | | | | 1 Power Receptacle, 3 USB Charging, 2 Data Ports | EUD1-HF0B-1320 | 740.02 |
| | | | | | | 1 Power Receptacle, 4 USB Charging, 1 Data Port | EUD1-HF0B-1410 | 808.84 |
| | | | | | | 2 Power Receptacles, 2 Cable Bays | EUD1-HF0B-2004 | 533.56 |
| | | | | | | 2 Power Receptacles, 2 Data Ports, 1 Cable Bay | EUD1-HF0B-2022 | 533.56 |
| | | | | | | 2 Power Receptacles, 4 Data Ports | EUD1-HF0B-2040 | 533.56 |
| | | | | | | 2 Power Receptacles, 1 USB Charging, 1 Data Port, 1 Cable Bay | EUD1-HF0B-2112 | 602.38 |
| | | | | | | 2 Power Receptacles, 1 USB Charging, 3 Data Ports | EUD1-HF0B-2130 | 602.38 |
| | | | | | | 2 Power Receptacles, 2 USB Charging, 1 Cable Bay | EUD1-HF0B-2202 | 671.20 |
| | | | | | | 2 Power Receptacles, 2 USB Charging, 2 Data Ports | EUD1-HF0B-2220 | 671.20 |
| | | | | | | 2 Power Receptacles, 3 USB Charging, 1 Data Port | EUD1-HF0B-2310 | 740.02 |
| | | | | | | 2 Power Receptacles, 4 USB Charging | EUD1-HF0B-2400 | 808.84 |
| | | | | | | 3 Power Receptacles, 3 Data Ports | EUD1-HF0B-3030 | 533.56 |
| | | | | | | 3 Power Receptacles, 1 USB Charging, 1 Cable Bay | EUD1-HF0B-3102 | 602.38 |
| | | | | | | 3 Power Receptacles, 1 USB Charging, 2 Data Ports | EUD1-HF0B-3120 | 602.38 |
| 3 Power Receptacles, 2 USB Charging, 1 Data Port | EUD1-HF0B-3210 | 671.20 | | | | | | |
| 3 Power Receptacles, 3 USB Charging | EUD1-HF0B-3300 | 740.02 | | | | | | |
| 4 Power Receptacles, 1 Cable Bay | EUD1-HF0B-4002 | 533.56 | | | | | | |
| 4 Power Receptacles, 2 Data Ports | EUD1-HF0B-4020 | 533.56 | | | | | | |
| 4 Power Receptacles, 1 USB Charging, 1 Data Port | EUD1-HF0B-4110 | 602.38 | | | | | | |
| 4 Power Receptacles, 2 USB Charging | EUD1-HF0B-4200 | 671.20 | | | | | | |
| 5 Power Receptacles, 1 Data Port | EUD1-HF0B-5010 | 533.56 | | | | | | |
| 5 Power Receptacles, 1 USB Charging | EUD1-HF0B-5100 | 602.38 | | | | | | |
| 6 Power Receptacles | EUD1-HF0B-6000 | 533.56 | | | | | | |

Electrical Components

Enhanced Power Module — Hardwire

| Top Width | Top Depth | Conduit Length | Housing Color | Port Color | Port | Configuration | Number | Price |
|---|----------------|----------------|-------------------|------------|------|--|----------------|-----------------|
| 5" (127mm) | 3" (76mm) | 6' (1829mm) | Clear Anodized | White | 3 | 1 Power Receptacle, 1 Cable Bay | EUD1-HF0W-1002 | \$354.62 |
| | | | | | | 1 Power Receptacle, 2 Data Ports | EUD1-HF0W-1020 | 354.62 |
| | | | | | | 1 Power Receptacle, 1 Data Port, 1 USB Charging | EUD1-HF0W-1110 | 423.44 |
| | | | | | | 1 Power Receptacle, 2 USB Charging | EUD1-HF0W-1200 | 492.26 |
| | | | | | | 2 Power Receptacles, 1 Data Port | EUD1-HF0W-2010 | 354.62 |
| | | | | | | 2 Power Receptacles, 1 USB Charging | EUD1-HF0W-2100 | 423.44 |
| 6.5" (165mm) | 3" (76mm) | | | | 4 | 1 Power Receptacle, 1 Data Port, 1 Cable Bay | EUD1-HF0W-1012 | \$354.62 |
| | | | | | | 1 Power Receptacle, 3 Data Ports | EUD1-HF0W-1030 | 354.62 |
| | | | | | | 1 Power Receptacle, 1 USB Charging, 1 Cable Bay | EUD1-HF0W-1102 | 423.44 |
| | | | | | | 1 Power Receptacle, 3 USB Charging | EUD1-HF0W-1300 | 561.08 |
| | | | | | | 2 Power Receptacles, 1 Cable Bay | EUD1-HF0W-2002 | 354.62 |
| | | | | | | 2 Power Receptacles, 2 Data Ports | EUD1-HF0W-2020 | 354.62 |
| | | | | | | 2 Power Receptacles, 1 USB Charging, 1 Data Port | EUD1-HF0W-2110 | 423.44 |
| | | | | | | 2 Power Receptacles, 2 USB Charging | EUD1-HF0W-2200 | 492.26 |
| | | | | | | 3 Power Receptacles, 1 Data Port | EUD1-HF0W-3010 | 354.62 |
| | | | | | | 3 Power Receptacles, 1 USB Charging | EUD1-HF0W-3100 | 423.44 |
| | | | | | | 4 Power Receptacles | EUD1-HF0W-4000 | 354.62 |
| | | | | | | 9.5" (241mm) | 3" (76mm) | |
| 1 Power Receptacle, 1 USB Charging, 2 Data Ports, 1 Cable Bay | EUD1-HF0W-1122 | 483.09 | | | | | | |
| 1 Power Receptacle, 1 USB Charging, 4 Data Ports | EUD1-HF0W-1140 | 483.09 | | | | | | |
| 1 Power Receptacle, 2 USB Charging, 1 Data Port, 1 Cable Bay | EUD1-HF0W-1212 | 551.91 | | | | | | |
| 1 Power Receptacle, 2 USB Charging, 3 Data Ports | EUD1-HF0W-1230 | 551.91 | | | | | | |
| 1 Power Receptacle, 3 USB Charging, 1 Cable Bay | EUD1-HF0W-1302 | 620.73 | | | | | | |
| 1 Power Receptacle, 3 USB Charging, 2 Data Ports | EUD1-HF0W-1320 | 620.73 | | | | | | |
| 1 Power Receptacle, 4 USB Charging, 1 Data Port | EUD1-HF0W-1410 | 689.55 | | | | | | |
| 2 Power Receptacles, 2 Cable Bays | EUD1-HF0W-2004 | 414.27 | | | | | | |
| 2 Power Receptacles, 2 Data Ports, 1 Cable Bay | EUD1-HF0W-2022 | 414.27 | | | | | | |
| 2 Power Receptacles, 4 Data Ports | EUD1-HF0W-2040 | 414.27 | | | | | | |
| 2 Power Receptacles, 1 USB Charging, 1 Data Port, 1 Cable Bay | EUD1-HF0W-2112 | 483.09 | | | | | | |
| 2 Power Receptacles, 1 USB Charging, 3 Data Ports | EUD1-HF0W-2130 | 483.09 | | | | | | |
| 2 Power Receptacles, 2 USB Charging, 1 Cable Bay | EUD1-HF0W-2202 | 551.91 | | | | | | |
| 2 Power Receptacles, 2 USB Charging, 2 Data Ports | EUD1-HF0W-2220 | 551.91 | | | | | | |
| 2 Power Receptacles, 3 USB Charging, 1 Data Port | EUD1-HF0W-2310 | 620.73 | | | | | | |
| 2 Power Receptacles, 4 USB Charging | EUD1-HF0W-2400 | 689.55 | | | | | | |
| 3 Power Receptacles, 3 Data Ports | EUD1-HF0W-3030 | 414.27 | | | | | | |
| 3 Power Receptacles, 1 USB Charging, 1 Cable Bay | EUD1-HF0W-3102 | 483.09 | | | | | | |
| 3 Power Receptacles, 1 USB Charging, 2 Data Ports | EUD1-HF0W-3120 | 483.09 | | | | | | |
| 3 Power Receptacles, 2 USB Charging, 1 Data Port | EUD1-HF0W-3210 | 551.91 | | | | | | |
| 3 Power Receptacles, 3 USB Charging | EUD1-HF0W-3300 | 620.73 | | | | | | |
| 4 Power Receptacles, 1 Cable Bay | EUD1-HF0W-4002 | 414.27 | | | | | | |
| 4 Power Receptacles, 2 Data Ports | EUD1-HF0W-4020 | 414.27 | | | | | | |
| 4 Power Receptacles, 1 USB Charging, 1 Data Port | EUD1-HF0W-4110 | 483.09 | | | | | | |
| 4 Power Receptacles, 2 USB Charging | EUD1-HF0W-4200 | 551.91 | | | | | | |
| 5 Power Receptacles, 1 Data Port | EUD1-HF0W-5010 | 414.27 | | | | | | |
| 5 Power Receptacles, 1 USB Charging | EUD1-HF0W-5100 | 483.09 | | | | | | |
| 6 Power Receptacles | EUD1-HF0W-6000 | 414.27 | | | | | | |

Electrical Components

Enhanced Power Module — Hardwire

| Top Width | Top Depth | Conduit Length | Housing Color | Port Color | Port | Configuration | Number | Price |
|--|----------------|-----------------|-------------------|------------|------|---|----------------|-----------------|
| 5" (127mm) | 3" (76mm) | 12' (3658mm) | Black Anodized | Black | 3 | 1 Power Receptacle, 1 Cable Bay | EUD1-HLOB-1002 | \$529.98 |
| | | | | | | 1 Power Receptacle, 2 Data Ports | EUD1-HLOB-1020 | 529.98 |
| | | | | | | 1 Power Receptacle, 1 Data Port, 1 USB Charging | EUD1-HLOB-1110 | 598.80 |
| | | | | | | 1 Power Receptacle, 2 USB Charging | EUD1-HLOB-1200 | 667.62 |
| | | | | | | 2 Power Receptacles, 1 Data Port | EUD1-HLOB-2010 | 529.98 |
| | | | | | | 2 Power Receptacles, 1 USB Charging | EUD1-HLOB-2100 | 598.80 |
| | | | | | | 3 Power Receptacles | EUD1-HLOB-3000 | 529.98 |
| 6.5" (165mm) | 3" (76mm) | | | | 4 | 1 Power Receptacle, 1 Data Port, 1 Cable Bay | EUD1-HLOB-1012 | \$529.98 |
| | | | | | | 1 Power Receptacle, 3 Data Ports | EUD1-HLOB-1030 | 529.98 |
| | | | | | | 1 Power Receptacle, 1 USB Charging, 1 Cable Bay | EUD1-HLOB-1102 | 598.80 |
| | | | | | | 1 Power Receptacle, 3 USB Charging | EUD1-HLOB-1300 | 736.44 |
| | | | | | | 2 Power Receptacles, 1 Cable Bay | EUD1-HLOB-2002 | 529.98 |
| | | | | | | 2 Power Receptacles, 2 Data Ports | EUD1-HLOB-2020 | 529.98 |
| | | | | | | 2 Power Receptacles, 1 USB Charging, 1 Data Port | EUD1-HLOB-2110 | 598.80 |
| | | | | | | 2 Power Receptacles, 2 USB Charging | EUD1-HLOB-2200 | 667.62 |
| | | | | | | 3 Power Receptacles, 1 Data Port | EUD1-HLOB-3010 | 529.98 |
| | | | | | | 3 Power Receptacles, 1 USB Charging | EUD1-HLOB-3100 | 598.80 |
| 9.5" (241mm) | 3" (76mm) | | | | 6 | 1 Power Receptacle, 1 USB Charging, 2 Cable Bays | EUD1-HLOB-1104 | \$658.45 |
| | | | | | | 1 Power Receptacle, 1 USB Charging, 2 Data Ports, 1 Cable Bay | EUD1-HLOB-1122 | 658.45 |
| | | | | | | 1 Power Receptacle, 1 USB Charging, 4 Data Ports | EUD1-HLOB-1140 | 658.45 |
| | | | | | | 1 Power Receptacle, 2 USB Charging, 1 Data Port, 1 Cable Bay | EUD1-HLOB-1212 | 727.27 |
| | | | | | | 1 Power Receptacle, 2 USB Charging, 3 Data Ports | EUD1-HLOB-1230 | 727.27 |
| | | | | | | 1 Power Receptacle, 3 USB Charging, 1 Cable Bay | EUD1-HLOB-1302 | 796.09 |
| | | | | | | 1 Power Receptacle, 3 USB Charging, 2 Data Ports | EUD1-HLOB-1320 | 796.09 |
| | | | | | | 1 Power Receptacle, 4 USB Charging, 1 Data Port | EUD1-HLOB-1410 | 864.91 |
| | | | | | | 2 Power Receptacles, 2 Cable Bays | EUD1-HLOB-2004 | 589.63 |
| | | | | | | 2 Power Receptacles, 2 Data Ports, 1 Cable Bay | EUD1-HLOB-2022 | 589.63 |
| | | | | | | 2 Power Receptacles, 4 Data Ports | EUD1-HLOB-2040 | 589.63 |
| | | | | | | 2 Power Receptacles, 1 USB Charging, 1 Data Port, 1 Cable Bay | EUD1-HLOB-2112 | 658.45 |
| | | | | | | 2 Power Receptacles, 1 USB Charging, 3 Data Ports | EUD1-HLOB-2130 | 658.45 |
| | | | | | | 2 Power Receptacles, 2 USB Charging, 1 Cable Bay | EUD1-HLOB-2202 | 727.27 |
| | | | | | | 2 Power Receptacles, 2 USB Charging, 2 Data Ports | EUD1-HLOB-2220 | 727.27 |
| | | | | | | 2 Power Receptacles, 3 USB Charging, 1 Data Port | EUD1-HLOB-2310 | 796.09 |
| | | | | | | 2 Power Receptacles, 4 USB Charging | EUD1-HLOB-2400 | 864.91 |
| | | | | | | 3 Power Receptacles, 3 Data Ports | EUD1-HLOB-3030 | 589.63 |
| | | | | | | 3 Power Receptacles, 1 USB Charging, 1 Cable Bay | EUD1-HLOB-3102 | 658.45 |
| | | | | | | 3 Power Receptacles, 1 USB Charging, 2 Data Ports | EUD1-HLOB-3120 | 658.45 |
| 3 Power Receptacles, 2 USB Charging, 1 Data Port | EUD1-HLOB-3210 | 727.27 | | | | | | |
| 3 Power Receptacles, 3 USB Charging | EUD1-HLOB-3300 | 796.09 | | | | | | |
| 4 Power Receptacles, 1 Cable Bay | EUD1-HLOB-4002 | 589.63 | | | | | | |
| 4 Power Receptacles, 2 Data Ports | EUD1-HLOB-4020 | 589.63 | | | | | | |
| 4 Power Receptacles, 1 USB Charging, 1 Data Port | EUD1-HLOB-4110 | 658.45 | | | | | | |
| 4 Power Receptacles, 2 USB Charging | EUD1-HLOB-4200 | 727.27 | | | | | | |
| 5 Power Receptacles, 1 Data Port | EUD1-HLOB-5010 | 589.63 | | | | | | |
| 5 Power Receptacles, 1 USB Charging | EUD1-HLOB-5100 | 658.45 | | | | | | |
| 6 Power Receptacles | EUD1-HLOB-6000 | 589.63 | | | | | | |

Electrical Components

Enhanced Power Module — Hardwire

| Top Width | Top Depth | Conduit Length | Housing Color | Port Color | Port | Configuration | Number | Price | | | | | | |
|---|----------------|-----------------|-------------------|------------|------|--|----------------|-----------------|--|--|---|---|----------------|-----------------|
| 5" (127mm) | 3" (76mm) | 12' (3658mm) | Clear Anodized | White | 3 | 1 Power Receptacle, 1 Cable Bay | EUD1-HLOW-1002 | \$410.69 | | | | | | |
| | | | | | | 1 Power Receptacle, 2 Data Ports | EUD1-HLOW-1020 | 410.69 | | | | | | |
| | | | | | | 1 Power Receptacle, 1 Data Port, 1 USB Charging | EUD1-HLOW-1110 | 479.51 | | | | | | |
| | | | | | | 1 Power Receptacle, 2 USB Charging | EUD1-HLOW-1200 | 548.33 | | | | | | |
| | | | | | | 2 Power Receptacles, 1 Data Port | EUD1-HLOW-2010 | 410.69 | | | | | | |
| | | | | | | 2 Power Receptacles, 1 USB Charging | EUD1-HLOW-2100 | 479.51 | | | | | | |
| | | | | | | 3 Power Receptacles | EUD1-HLOW-3000 | 410.69 | | | | | | |
| 6.5" (165mm) | 3" (76mm) | | | | 4 | 1 Power Receptacle, 1 Data Port, 1 Cable Bay | EUD1-HLOW-1012 | \$410.69 | | | | | | |
| | | | | | | 1 Power Receptacle, 3 Data Ports | EUD1-HLOW-1030 | 410.69 | | | | | | |
| | | | | | | 1 Power Receptacle, 1 USB Charging, 1 Cable Bay | EUD1-HLOW-1102 | 479.51 | | | | | | |
| | | | | | | 1 Power Receptacle, 3 USB Charging | EUD1-HLOW-1300 | 617.15 | | | | | | |
| | | | | | | 2 Power Receptacles, 1 Cable Bay | EUD1-HLOW-2002 | 410.69 | | | | | | |
| | | | | | | 2 Power Receptacles, 2 Data Ports | EUD1-HLOW-2020 | 410.69 | | | | | | |
| | | | | | | 2 Power Receptacles, 1 USB Charging, 1 Data Port | EUD1-HLOW-2110 | 479.51 | | | | | | |
| | | | | | | 2 Power Receptacles, 2 USB Charging | EUD1-HLOW-2200 | 548.33 | | | | | | |
| | | | | | | 3 Power Receptacles, 1 Data Port | EUD1-HLOW-3010 | 410.69 | | | | | | |
| | | | | | | 3 Power Receptacles, 1 USB Charging | EUD1-HLOW-3100 | 479.51 | | | | | | |
| | | | | | | 4 Power Receptacles | EUD1-HLOW-4000 | 410.69 | | | | | | |
| | | | | | | 9.5" (241mm) | 3" (76mm) | | | | 6 | 1 Power Receptacle, 1 USB Charging, 2 Cable Bays | EUD1-HLOW-1104 | \$539.16 |
| | | | | | | | | | | | | 1 Power Receptacle, 1 USB Charging, 2 Data Ports, 1 Cable Bay | EUD1-HLOW-1122 | 539.16 |
| 1 Power Receptacle, 1 USB Charging, 4 Data Ports | EUD1-HLOW-1140 | 539.16 | | | | | | | | | | | | |
| 1 Power Receptacle, 2 USB Charging, 1 Data Port, 1 Cable Bay | EUD1-HLOW-1212 | 607.98 | | | | | | | | | | | | |
| 1 Power Receptacle, 2 USB Charging, 3 Data Ports | EUD1-HLOW-1230 | 607.98 | | | | | | | | | | | | |
| 1 Power Receptacle, 3 USB Charging, 1 Cable Bay | EUD1-HLOW-1302 | 676.80 | | | | | | | | | | | | |
| 1 Power Receptacle, 3 USB Charging, 2 Data Ports | EUD1-HLOW-1320 | 676.80 | | | | | | | | | | | | |
| 1 Power Receptacle, 4 USB Charging, 1 Data Port | EUD1-HLOW-1410 | 745.62 | | | | | | | | | | | | |
| 2 Power Receptacles, 2 Cable Bays | EUD1-HLOW-2004 | 470.34 | | | | | | | | | | | | |
| 2 Power Receptacles, 2 Data Ports, 1 Cable Bay | EUD1-HLOW-2022 | 470.34 | | | | | | | | | | | | |
| 2 Power Receptacles, 4 Data Ports | EUD1-HLOW-2040 | 470.34 | | | | | | | | | | | | |
| 2 Power Receptacles, 1 USB Charging, 1 Data Port, 1 Cable Bay | EUD1-HLOW-2112 | 539.16 | | | | | | | | | | | | |
| 2 Power Receptacles, 1 USB Charging, 3 Data Ports | EUD1-HLOW-2130 | 539.16 | | | | | | | | | | | | |
| 2 Power Receptacles, 2 USB Charging, 1 Cable Bay | EUD1-HLOW-2202 | 607.98 | | | | | | | | | | | | |
| 2 Power Receptacles, 2 USB Charging, 2 Data Ports | EUD1-HLOW-2220 | 607.98 | | | | | | | | | | | | |
| 2 Power Receptacles, 3 USB Charging, 1 Data Port | EUD1-HLOW-2310 | 676.80 | | | | | | | | | | | | |
| 2 Power Receptacles, 4 USB Charging | EUD1-HLOW-2400 | 745.62 | | | | | | | | | | | | |
| 3 Power Receptacles, 3 Data Ports | EUD1-HLOW-3030 | 470.34 | | | | | | | | | | | | |
| 3 Power Receptacles, 1 USB Charging, 1 Cable Bay | EUD1-HLOW-3102 | 539.16 | | | | | | | | | | | | |
| 3 Power Receptacles, 1 USB Charging, 2 Data Ports | EUD1-HLOW-3120 | 539.16 | | | | | | | | | | | | |
| 3 Power Receptacles, 2 USB Charging, 1 Data Port | EUD1-HLOW-3210 | 607.98 | | | | | | | | | | | | |
| 3 Power Receptacles, 3 USB Charging | EUD1-HLOW-3300 | 676.80 | | | | | | | | | | | | |
| 4 Power Receptacles, 1 Cable Bay | EUD1-HLOW-4002 | 470.34 | | | | | | | | | | | | |
| 4 Power Receptacles, 2 Data Ports | EUD1-HLOW-4020 | 470.34 | | | | | | | | | | | | |
| 4 Power Receptacles, 1 USB Charging, 1 Data Port | EUD1-HLOW-4110 | 539.16 | | | | | | | | | | | | |
| 4 Power Receptacles, 2 USB Charging | EUD1-HLOW-4200 | 607.98 | | | | | | | | | | | | |
| 5 Power Receptacles, 1 Data Port | EUD1-HLOW-5010 | 470.34 | | | | | | | | | | | | |
| 5 Power Receptacles, 1 USB Charging | EUD1-HLOW-5100 | 539.16 | | | | | | | | | | | | |
| 6 Power Receptacles | EUD1-HLOW-6000 | 470.34 | | | | | | | | | | | | |

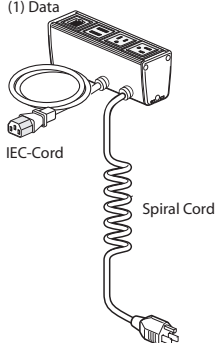
Electrical Components

Enhanced Power Module — Spiral Corded — Height Adjustable

| Top Depth | Top Width | Cord Length | Housing Color | Port Color | Port | Configuration | Number | Price |
|--------------|-----------------|-----------------------------|-------------------|---------------------|----------------|--|----------------|-----------------|
| 3" (76mm) | 6.5" (165mm) | 10'(3048mm)- 12'(3658mm) | Black Anodized | Black | 4 | 2 Power Receptacles, 1 USB Charging, 1 Data Port | EUD1-SF0B-2110 | \$728.91 |
| | | | | | 4 | 2 Power Receptacles, 2 USB Charging | EUD1-SF0B-2200 | 797.73 |
| | | | | | 4 | 3 Power Receptacles, 1 Data Port | EUD1-SF0B-3010 | 660.09 |
| | | | | | 4 | 3 Power Receptacles, 1 USB Charging | EUD1-SF0B-3100 | 728.91 |
| | | | 4 | 4 Power Receptacles | EUD1-SF0B-4000 | 660.09 | | |
| | | | Clear Anodized | White | 4 | 2 Power Receptacles, 1 USB Charging, 1 Data Port | EUD1-SF0W-2110 | \$609.62 |
| | | | | | 4 | 2 Power Receptacles, 2 USB Charging | EUD1-SF0W-2200 | 678.44 |
| | | | | | 4 | 3 Power Receptacles, 1 Data Port | EUD1-SF0W-3010 | 540.80 |
| | | | | | 4 | 3 Power Receptacles, 1 USB Charging | EUD1-SF0W-3100 | 609.62 |
| | | | | | 4 | 4 Power Receptacles | EUD1-SF0W-4000 | 540.80 |

4-Port:

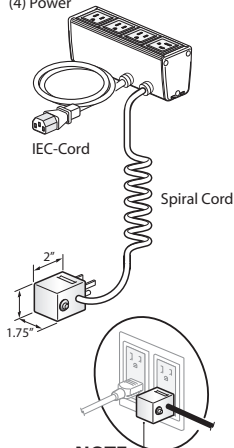
- (2) Power
- (1) USB
- (1) Data



EUD1-SF0B-2110

4-Port:

- (4) Power



EUD1-SF0B-4000

NOTE:
Always Fused Plug
when more than 3
power outlets specified.



Features

- Includes power module with 3, 4 or 6 ports that can be configured with simplex outlets (NEMA-5-15R), USB charging port (with two USB outlets), data ports or cable bay(s) that can accept up to two pull out data/AV cables and mounting hardware.
- Data port accommodate most varieties of field supplied data/AV jacks.
- Spiral Cord includes 15 amp plug (NEMA 5-15P) and expands to 12'(3658mm) when stretched.
- Auxiliary 24"(610mm) power cord includes IEC connector (IEC C13) for motor controller.
- Attaches to surface with use of separately specified mounting brackets.
- USB Charging Port consists of two USB 2.0 style A outlets. 4 Amp (shared) charging capacity.
- Color option of black anodized housing with black receptacles or clear anodized housing with white receptacles.

To Order, Specify:

- 1) Product number.
(No finish specification required.)

Specification Tips

- **Configuration and quantity of power and data ports cannot be modified in the field.**
- **For use with 120 volt 60 hertz power source only.**
- **For use with Suite, Planes Height Adjustable Tables, Planes Height Adjustable Bench, Hop 120° Benches and 3-Leg Hop Height Adjustable Tables use IEC C6 to IEC C14 adapter.**
- Separately specify attachment hardware for desired application.
- Not for use with cable chain.
- Requires field installation.
- Application may require approval of local authority having jurisdiction (AHJ); ensure compliance before placing orders and installation.

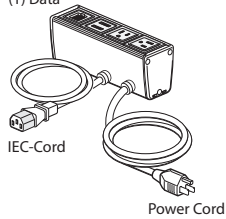
Electrical Components

Enhanced Power Module — Cord for Height Adjustable

| Top Depth | Top Width | Cord Length | Housing Color | Port Color | Port | Configuration | Number | Price |
|--------------|-----------------|-----------------------------|-------------------|---------------------|----------------|--|----------------|-----------------|
| 3" (76mm) | 6.5" (165mm) | 10'(3048mm)- 12'(3658mm) | Black Anodized | Black | 4 | 2 Power Receptacles, 1 USB Charging, 1 Data Port | EUD1-SLOB-2110 | \$784.98 |
| | | | | | 4 | 2 Power Receptacles, 2 USB Charging | EUD1-SLOB-2200 | 853.80 |
| | | | | | 4 | 3 Power Receptacles, 1 Data Port | EUD1-SLOB-3010 | 716.16 |
| | | | | | 4 | 3 Power Receptacles, 1 USB Charging | EUD1-SLOB-3100 | 784.98 |
| | | | 4 | 4 Power Receptacles | EUD1-SLOB-4000 | 716.16 | | |
| | | | Clear Anodized | White | 4 | 2 Power Receptacles, 1 USB Charging, 1 Data Port | EUD1-SLOW-2110 | \$665.69 |
| | | | | | 4 | 2 Power Receptacles, 2 USB Charging | EUD1-SLOW-2200 | 734.51 |
| | | | | | 4 | 3 Power Receptacles, 1 Data Port | EUD1-SLOW-3010 | 596.87 |
| | | | | | 4 | 3 Power Receptacles, 1 USB Charging | EUD1-SLOW-3100 | 665.69 |
| | | | | | 4 | 4 Power Receptacles | EUD1-SLOW-4000 | 596.87 |

4-Port:

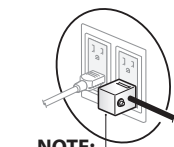
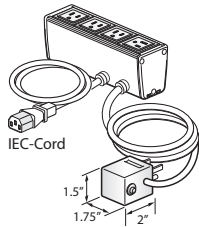
- (2) Power
- (1) USB
- (1) Data



EUD1-SLOB-2110

4-Port:

- (4) Power



NOTE:
Always Fused Plug when more than 3 power outlets specified.

EUD1-SLOB-4000



Features

- Includes power module with 3, 4 or 6 ports that can be configured with simplex outlets (NEMA-5-15R), USB charging port (with two USB outlets), data ports or cable bay(s) that can accept up to two pull out data/AV cables and mounting hardware.
- Data port accommodate most varieties of field supplied data/AV jacks.
- Corded power module with 15 amp - 12'(3658mm) long cord with plug (NEMA 5-15P).
- Auxiliary 24"(610mm) power cord includes IEC connector (IEC C13) for motor controller.
- Attaches to surface with use of separately specified mounting brackets.
- USB Charging Port consists of two USB 2.0 style A outlets. 4 Amp (shared) charging capacity.
- Color option of black anodized housing with black receptacles or clear anodized housing with white receptacles.

Specification Tips

- **Configuration and quantity of power and data ports cannot be modified in the field.**
- **For use with 120 volt 60 hertz power source only.**
- **For use with Suite, Planes Height Adjustable Tables, Planes Height Adjustable Bench, Hop 120° Benches and 3-Leg Hop Height Adjustable Tables. For 2-Leg Hop Height Adjustable Tables use IEC C6 to IEC C14 adapter.**
- Separately specify attachment hardware for desired application.
- Designed to be used with cable chain.
- Requires field installation.
- Application may require approval of local authority having jurisdiction (AHJ); ensure compliance before placing orders and installation.

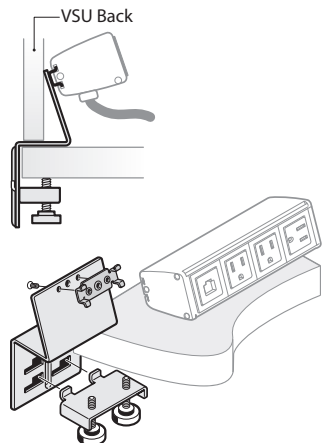
To Order, Specify:

- 1) Product number.
(No finish specification required.)

Electrical Components

Enhanced Power Module Brackets

| | Height | Width | Length | Description | Number | Price |
|---------------------------------------|-----------|------------|------------|---------------|--------------|----------------|
| Above Worksurface – Adjustable | 4"(102mm) | 3.5"(89mm) | 3.5"(89mm) | Black Bracket | EUDB-0000-HB | \$62.62 |
| | | | | White Bracket | EUDB-0000-HW | 62.62 |



EUDB-0000-H
Class YA - SIN 711-2
Discount Group XIII



Features

- Includes bracket and mounting hardware.
- For use with 3, 4 or 6 port Enhanced Power Module.
- Available in black or white.
- Mounts to back edge of 1.125"(29mm) to 2"(51mm) worktop.
- Not for use with a tack board.

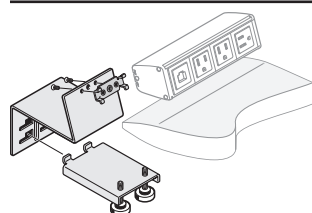
To Order, Specify:

- 1) Product number.
(No finish specification required.)

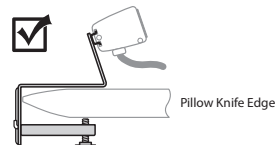
Specification Tips

- Specify Enhanced Power Module separately.
- Requires field installation.
- Application may require approval of local authority having jurisdiction (AHJ); ensure compliance before placing orders and installation.

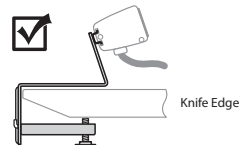
| | | | | | | |
|--|-----------|------------|------------|---------------|--------------|----------------|
| | 4"(102mm) | 3.5"(89mm) | 3.5"(89mm) | Black Bracket | EUDB-0000-NB | \$90.33 |
| | | | | White Bracket | EUDB-0000-NW | 90.33 |



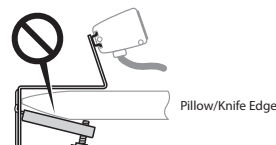
EUDB-0000-NB



Pillow Knife Edge



Knife Edge



Pillow/Knife Edge

EUDB-0000-N
Class YA – GSA: Open Market



Features

- Includes bracket and mounting hardware.
- For use with 3, 4 or 6 port Enhanced Power Module.
- Available in black or white.
- Mounts to worksurface edge.

To Order, Specify:

- 1) Product number.
(No finish specification required.)

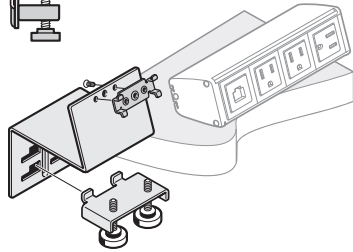
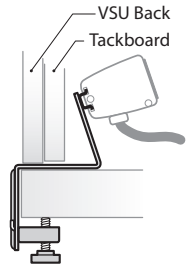
Specification Tips

- Specify Enhanced Power Module separately.
- Requires field installation.
- Application may require approval of local authority having jurisdiction (AHJ); ensure compliance before placing orders and installation.
- Designed to be used with knife edge or pillowed knife edge worksurfaces.

Electrical Components

Enhanced Power Module Brackets

| | Height | Width | Length | Description | Number | Price |
|---|-----------|------------|------------|---------------|--------------|----------------|
| Above Worksurface – Adjustable with Tackboard Offset | 4"(102mm) | 3.5"(89mm) | 3.5"(89mm) | Black Bracket | EUDB-0000-TB | \$62.62 |
| | | | | White Bracket | EUDB-0000-TW | 62.62 |



EUDB-0000-T

Features

- Includes bracket and mounting hardware.
- For use with 3, 4 or 6 port Enhanced Power Module.
- Available in black or white.
- Mounts to back edge of 1.125"(29mm) to 2"(51mm) worktop when a tackboard is present.

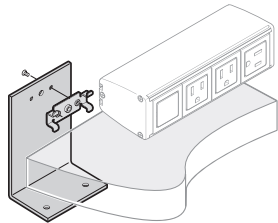
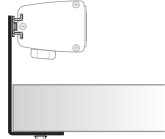
To Order, Specify:

- 1) Product number.
(No finish specification required.)

Specification Tips

- Specify Enhanced Power Module separately.
- Requires field installation.
- Application may require approval of local authority having jurisdiction (AHJ); ensure compliance before placing orders and installation.

| | | | | | | |
|----------------------------------|--------------|----------|----------|---------------|--------------|----------------|
| Above Worksurface – Fixed | 4.25"(107mm) | 3"(76mm) | 2"(51mm) | Black Bracket | EUDB-0000-WB | \$62.62 |
| | | | | White Bracket | EUDB-0000-WW | 62.62 |



EUDB-0000-W

Features

- Includes bracket and mounting hardware.
- For use with 3, 4 or 6 port Enhanced Power Module.
- Available in black or white.
- Mounts under worksurface with Enhanced Power Module above worksurface.

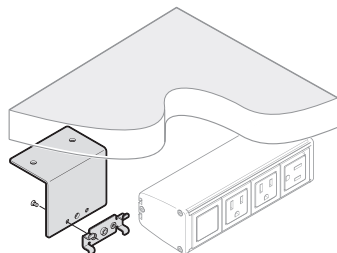
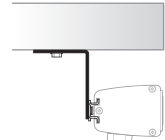
To Order, Specify:

- 1) Product number.
(No finish specification required.)

Specification Tips

- Specify Enhanced Power Module separately.
- Requires field installation.
- Application may require approval of local authority having jurisdiction (AHJ); ensure compliance before placing orders and installation.

| | | | | | | |
|----------------------------------|----------|----------|------------|---------------|--------------|----------------|
| Under Worksurface – Fixed | 2"(51mm) | 3"(76mm) | 2.5"(64mm) | Black Bracket | EUDB-0000-UB | \$62.62 |
| | | | | White Bracket | EUDB-0000-UW | 62.62 |



EUDB-0000-U

Features

- Includes bracket and mounting hardware.
- For use with 3, 4 or 6 port Enhanced Power Module.
- Available in black or white.
- Mounts under worksurface with offset to accommodate most transformer plugs.

To Order, Specify:

- 1) Product number.
(No finish specification required.)

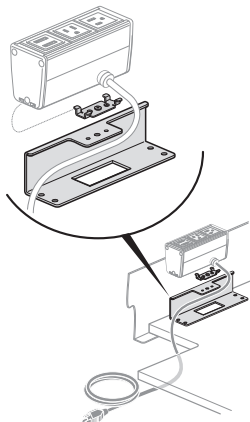
Specification Tips

- Specify Enhanced Power Module separately.
- Requires field installation.
- Application may require approval of local authority having jurisdiction (AHJ); ensure compliance before placing orders and installation.

Electrical Components

Enhanced Power Module Brackets

| | Height | Width | Length | Description | Number | Price |
|--------------------------------------|-----------|------------|------------|---------------|---------------|----------------|
| For Use with Side Car — Basic | 4"(102mm) | 3.5"(89mm) | 3.5"(89mm) | Black Bracket | EUDB-0000-SBB | \$90.33 |
| | | | | White Bracket | EUDB-0000-SBW | 90.33 |



EUDB-0000-SB



Features

- Includes bracket and mounting hardware.
- For use with 3 port Enhanced Power Module.
- Available in black or white.
- Mounts to bottom shelf of Side Car - Basic.

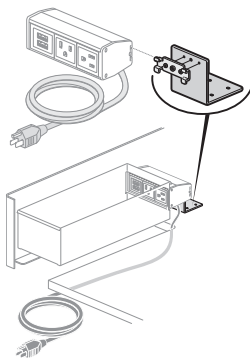
Specification Tips

- Designed to be used with Side Car - Basic only.
- Specify Enhanced Power Module separately.
- Requires field installation.
- Application may require approval of local authority having jurisdiction (AHJ); ensure compliance before placing orders and installation.

To Order, Specify:

- 1) Product number.
(No finish specification required.)

| | | | | | | |
|---------------------------------------|-----------|------------|------------|---------------|---------------|----------------|
| For Use with Side Car — Deluxe | 4"(102mm) | 3.5"(89mm) | 3.5"(89mm) | Black Bracket | EUDB-0000-SDB | \$62.62 |
| | | | | White Bracket | EUDB-0000-SDW | 62.62 |



EUDB-0000-SD



Features

- Includes bracket and mounting hardware.
- For use with 3 port Enhanced Power Module.
- Available in black or white.
- Mounts to drop in Accessory Box with power cutout.

Specification Tips

- Designed to be used with Side Car - Deluxe only.
- Specify Enhanced Power Module separately.
- Requires field installation.
- Application may require approval of local authority having jurisdiction (AHJ); ensure compliance before placing orders and installation.

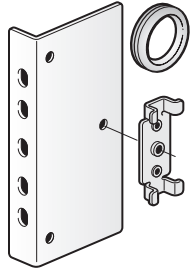
To Order, Specify:

- 1) Product number.
(No finish specification required.)

Electrical Components

Enhanced Power Module Bracket

| | Height | Width | Depth | Trim Color | Number | Price |
|------------------------------|-----------|--------------|--------------|------------|--------------|----------------|
| For Use with X Series | 5"(127mm) | 2.375"(60mm) | 1.125"(29mm) | Black | EUDB-0000-JB | \$62.62 |
| | | | | White | EUDB-0000-JW | \$62.62 |



EUDB-J

Features

- Includes bracket, grommet and mounting hardware.
- Field installed.

Specification Tips

- Bracket designed to be used with X Series Enhanced Power Module only.
- Designed to be used in open storage cavities of lockers, group lockers, cubby lockers and combination units.
- Cannot be used in drawers or personal storage towers.
- A 1.25"(32mm) diameter Greenlee punch is recommended to punch the power hole through the back of our products (lockers).
- Application may require approval of local authority having jurisdiction (AHJ); ensure compliance before placing orders and installation.

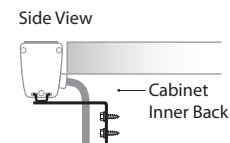
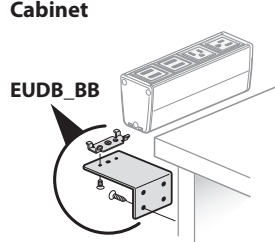
To Order, Specify:

- 1) Product number.

Electrical Components

Enhanced Power Module Brackets

| | Height | Width | Length | Description | Number | Price |
|---|-------------|----------|--------------|---------------|--------------|----------------|
| For use with Suite Lower Storage – Mounts to the Inner Back of the Cabinet | 1.75"(44mm) | 2"(51mm) | 3.375"(85mm) | Black Bracket | EUDB-0000-BB | \$62.62 |
| | | | | White Bracket | EUDB-0000-BW | 62.62 |



EUDB-0000-B



Features

- Includes bracket and mounting hardware.
- For use with 3, 4 or 6 port Enhanced Power Module on Suite cabinets.
- Available in black or white.
- Mounts to inner back of cabinet to position Enhanced Power Module at back edge of worktop.

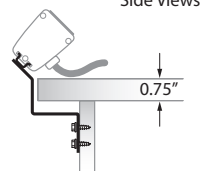
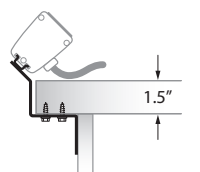
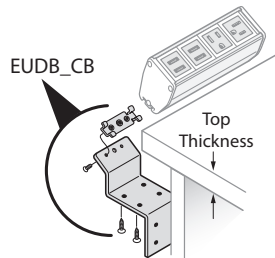
To Order, Specify:

- 1) Product number.
(No finish specification required.)

Specification Tips

- Specify Enhanced Power Module separately.
- Requires field installation.
- Requires field cut of brush at back edge of cabinet.
- Power Module face must be mounted above worktop to accommodate transformer plugs.
- Application may require approval of local authority having jurisdiction (AHJ); ensure compliance before placing orders and installation.

| | | | | | | |
|---|----------|----------|----------|---------------|--------------|----------------|
| For use with Suite Lower Storage – Mounts to Storage Top | 2"(51mm) | 2"(51mm) | 3"(76mm) | Black Bracket | EUDB-0000-CB | \$62.62 |
| | | | | White Bracket | EUDB-0000-CW | 62.62 |



EUDB-0000-C



Features

- Includes bracket and mounting hardware.
- For use with 3, 4 or 6 port Enhanced Power Module on Suite cabinets.
- Available in black or white.
- Mounts to bottom of work top for 2H or inner back for 1.5h.
- Mounts to bottom of work top to position Enhanced Power Module at 45° angle at back edge of worktop.

To Order, Specify:

- 1) Product number.
(No finish specification required.)

Specification Tips

- Specify Enhanced Power Module separately.
- Requires field installation.
- Requires field cut of brush at back edge of cabinet.
- Application may require approval of local authority having jurisdiction (AHJ); ensure compliance before placing orders and installation.

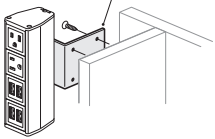
Electrical Components

Enhanced Power Module Brackets

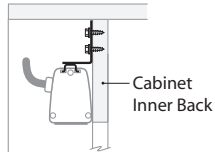
| | Height | Width | Length | Description | Number | Price |
|---|--------------|----------|----------|---------------|--------------|----------------|
| For use with Suite Technology Access Blotter and Utility Cabinet | 1.375"(35mm) | 2"(51mm) | 2"(51mm) | Black Bracket | EUDB-0000-AB | \$62.62 |
| | | | | White Bracket | EUDB-0000-AW | 62.62 |

For use with Suite Technology Access Blotter and Utility Cabinet

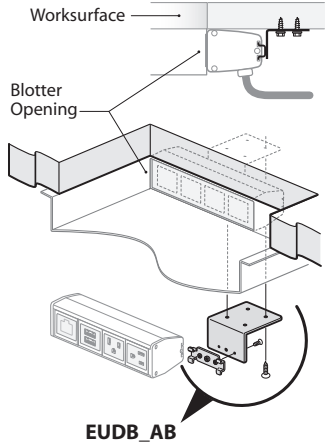
EUDB_AB



Top View



Side View



EUDB-0000-A



Features

- Includes bracket and mounting hardware.
- For use with 4 port Enhanced Power Module under Suite blotter.
- Mounts to bottom of work top adjacent to blotter opening.
- For use with 3, 4 or 6 port Enhanced Power Module in Suite utility cabinet.
- Mounts to inner back of Suite utility cabinet.
- Available in black or white.

To Order, Specify:

- 1) Product number.
(No finish specification required.)

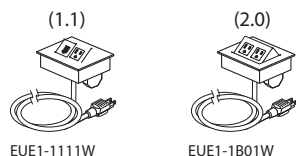
Specification Tips

- Specify Enhanced Power Module separately.
- Requires field installation.
- Application may require approval of local authority having jurisdiction (AHJ); ensure compliance before placing orders and installation.

Electrical Components

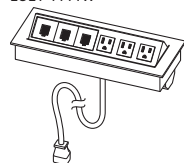
Flip Top Units

Power and Data

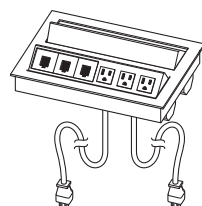


EUE1-1111W

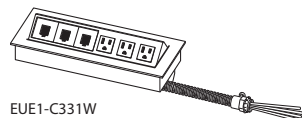
EUE1-1B01W



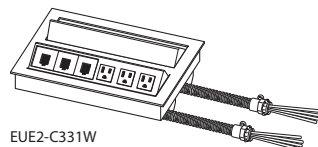
EUE1-1331W



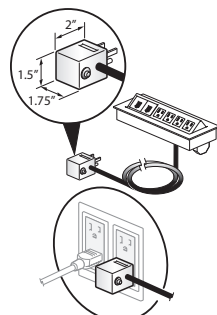
EUE2-1331W



EUE1-C331W



EUE2-C331W



Fused Plug Detail

| Width | Bezel Depth | Configuration | Number | Price |
|--------------------------------------|--------------|-----------------|-----------------|-----------|
| Corded Single-Sided Outlets | | | | |
| 5.24"(133mm) | 4.37"(111mm) | 1 Power, 1 Data | EUE1-0000-1111W | \$ 439.81 |
| | | 2 Power, 0 Data | EUE1-0000-1B01W | 439.81 |
| 8.31"(211mm) | 4.37"(111mm) | 2 Power, 2 Data | EUE1-0000-1221W | 568.64 |
| | | 3 Power, 1 Data | EUE1-0000-1311W | 568.64 |
| 11.25"(286mm) | | 3 Power, 3 Data | EUE1-0000-1331W | 568.64 |
| | | 4 Power, 2 Data | EUE1-0000-1421W | 568.64 |
| Corded Double-Sided Outlets | | | | |
| 8.31"(211mm) | 8"(203mm) | 2 Power, 2 Data | EUE2-0000-1221W | \$1137.25 |
| | | 3 Power, 1 Data | EUE2-0000-1311W | 1137.25 |
| 11.25"(286mm) | | 3 Power, 3 Data | EUE2-0000-1331W | 1137.25 |
| | | 4 Power, 2 Data | EUE2-0000-1421W | 1137.25 |
| Hardwire Single-Sided Outlets | | | | |
| 8.31"(211mm) | 4.37"(111mm) | 2 Power, 2 Data | EUE1-0000-C221W | \$ 590.04 |
| 11.25"(286mm) | | 3 Power, 3 Data | EUE1-0000-C331W | 590.04 |
| Hardwire Double-Sided Outlets | | | | |
| 8.31"(211mm) | 8"(203mm) | 2 Power, 2 Data | EUE2-0000-C221W | \$1238.92 |
| 11.25"(286mm) | | 3 Power, 3 Data | EUE2-0000-C331W | 1238.92 |

Features

- Hardwire flip top unit includes one flip top unit with power outlets and communication openings, mounting clips, 6 foot flexible metal conduit feed with wires for hardwire, multiple data jack adapters to accommodate most varieties of field supplied data jacks, also includes blank data covers.
- Corded flip top unit includes one flip top unit with power outlets and communication openings, 12 foot long – 15-amp cord with plug, mounting clips, multiple data jack adapters to accommodate most varieties of field supplied data jacks, also includes blank data covers.
- Flip top unit is flush mounted with spring release cover.
- Flip top unit overall height is 2.75"(70mm) and will extend below the table tops.
- Standard in anodized finish.
- Ships assembled.

To Order, Specify:

- 1) Product number.
(No finish specification required.)

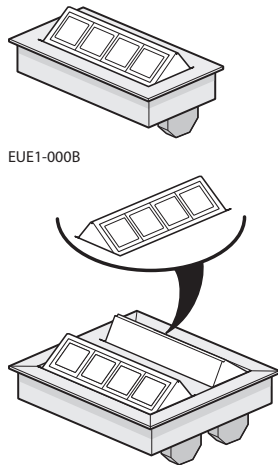
Specification Tips

- **For use with 120 volt 60 hertz power source only.**
- Flip top unit plug-in cord drops down from bottom of unit to plug into external power outlet.
- Flip top unit must be field installed on worksurfaces by field cutting hole.
- Corded flip top units with four receptacles utilize a fused plug that may block adjacent building receptacle outlet.
- Application may require approval of local authority having jurisdiction (AHJ); ensure compliance before placing orders and installation.

Electrical Components

Flip Top Unit — Non-Powered

| Width | Bezel Depth | Trim Color | Port Color | Port | Configuration | Number | Price |
|-----------------------------|--------------|----------------|------------|------|---------------------------|----------------|------------------|
| Single-Sided Outlets | | | | | | | |
| 5.32"(135mm) | 4.37"(111mm) | Black Anodized | Black | 2 | 1 Cable Bay | EUE1-000B-0002 | \$ 767.06 |
| | | | | | 2 Data Ports | EUE1-000B-0020 | 767.06 |
| 8.31"(211mm) | 4.37"(111mm) | | | 4 | 2 Data Ports, 1 Cable Bay | EUE1-000B-0022 | \$ 767.06 |
| | | | | | 4 Data Ports | EUE1-000B-0040 | 767.06 |
| 11.3"(287mm) | 4.37"(111mm) | | | 6 | 4 Data Ports, 1 Cable Bay | EUE1-000B-0042 | \$ 767.06 |
| | | | | | 6 Data Ports | EUE1-000B-0060 | 767.06 |
| 5.32"(135mm) | 4.37"(111mm) | Clear Anodized | White | 2 | 1 Cable Bay | EUE1-000W-0002 | \$ 572.21 |
| | | | | | 2 Data Ports | EUE1-000W-0020 | 572.21 |
| 8.31"(211mm) | 4.37"(111mm) | | | 4 | 2 Data Ports, 1 Cable Bay | EUE1-000W-0022 | \$ 572.21 |
| | | | | | 4 Data Ports | EUE1-000W-0040 | 572.21 |
| 11.3"(287mm) | 4.37"(111mm) | | | 6 | 4 Data Ports, 1 Cable Bay | EUE1-000W-0042 | \$ 572.21 |
| | | | | | 6 Data Ports | EUE1-000W-0060 | 572.21 |
| Double-Sided Outlets | | | | | | | |
| 8.31"(211mm) | 8.07"(205mm) | Black Anodized | Black | 4 | 2 Data Ports, 1 Cable Bay | EUE2-000B-0022 | \$1335.67 |
| | | | | | 4 Data Ports | EUE2-000B-0040 | 1335.67 |
| 11.3"(287mm) | 8.07"(205mm) | | | 6 | 4 Data Ports, 1 Cable Bay | EUE2-000B-0042 | \$1335.67 |
| | | | | | 6 Data Ports | EUE2-000B-0060 | 1335.67 |
| 8.31"(211mm) | 8.07"(205mm) | Clear Anodized | White | 4 | 2 Data Ports, 1 Cable Bay | EUE2-000W-0022 | \$1140.82 |
| | | | | | 4 Data Ports | EUE2-000W-0040 | 1140.82 |
| 11.3"(287mm) | 8.07"(205mm) | | | 6 | 4 Data Ports, 1 Cable Bay | EUE2-000W-0042 | \$1140.82 |
| | | | | | 6 Data Ports | EUE2-000W-0060 | 1140.82 |



EUE1-000B

EUE2-000B



Features

- Includes bezel and nonpowered flip top module with 2, 4 or 6 ports that can be configured with data ports or cable bays and mounting hardware.
- Data port accommodate most varieties of field supplied data/AV jacks.
- Each Cable Bay can accept up to 2 pull out data/AV cables
- Flip top unit is flush mounted with spring release flip module(s).
- Flip top unit overall height is 2.75"(70mm) and will extend below the table tops.
- Color option of black anodized housing with black receptacles or clear anodized housing with white receptacles.
- Ships assembled.

Specification Tips

- **Configuration and quantity of power and data ports cannot be modified in the field.**
- Requires field installation.
- Specify factory cut hole or field cut hole as required.
- Specify AV cables separately.
- Cable Bay requires cables less than 0.3"(7.6mm) diameter.
- Application may require approval of local authority having jurisdiction (AHJ); ensure compliance before placing orders and installation.

To Order, Specify:

- 1) Product number.
(No finish specification required.)

This page intentionally blank

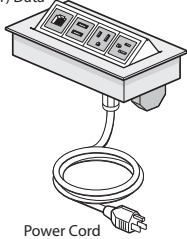
Electrical Components

Flip Top Unit – Corded – Single-Sided

Power, Data and USB

4-Port:

- (2) Power
- (1) USB
- (1) Data

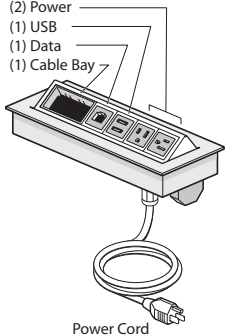


Power Cord

EUE1-PF0B-2110

6-Port:

- (2) Power
- (1) USB
- (1) Data
- (1) Cable Bay

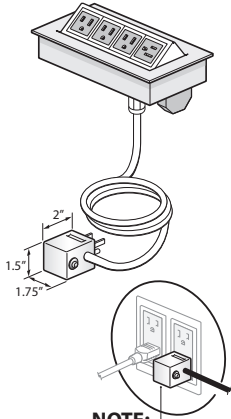


Power Cord

EUE1-PF0B-1212

4-Port:

- (4) Power



NOTE:

Always Fused Plug when more than 3 power outlets specified.

EUE1-PF0B-4000



Features

- Includes bezel and flip top module with 2, 4 or 6 ports that can be configured with simplex outlets (NEMA-5-15R), USB charging port (with two USB outlets), data ports or cable bay(s) that can accept up to 2 pull out data/AV cables and mounting hardware.
- Data port accommodate most varieties of field supplied data/AV jacks.
- Corded power module available with 15 amp - 6'(1829mm) or 12'(3658mm) long cord with plug (NEMA 5-15P).
- USB Charging Port consists of two USB 2.0 style A outlets. 4 Amp (shared) charging capacity.
- Flip top unit is flush mounted with spring release flip module.
- Flip top unit overall height is 2.75"(70mm) and will extend below the table tops.
- Color option of black anodized housing with black receptacles or clear anodized housing with white receptacles.
- Ships assembled.

Specification Tips

- **Configuration and quantity of power and data ports cannot be modified in the field.**
- **For use with 120 volt 60 hertz power source only.**
- Requires field installation.
- Specify factory cut hole or field cut hole as required.
- Specify AV cables separately.
- Cable Bay requires cables less than 0.3"(7.6mm) diameter.
- Corded flip top units with four or more receptacles utilize a fused plug that may block adjacent building receptacle outlet.
- Application may require approval of local authority having jurisdiction (AHJ); ensure compliance before placing orders and installation.

To Order, Specify:

- 1) Product number.
(No finish specification required.)

Note: Order flip top units to match flip top unit cutout option specified for each top (A/B, F/V or J/K).

Electrical Components

Flip Top Unit – Corded – Single-Sided

| Bezel Width | Bezel Depth | Cord Length | Trim Color | Port Color | Port | Configuration | Flip Top Unit Cutout Code Options | Number | Price |
|---|------------------|----------------|-------------------|------------|------|--|-----------------------------------|----------------|-----------|
| 5.31" (135mm) | 4.37" (111mm) | 6' (1829mm) | Black Anodized | Black | 2 | 1 Power Receptacle, 1 Data Port | A, B | EUE1-PF0B-1010 | \$ 767.06 |
| | | | | | | 1 Power Receptacle, 1 USB Charging | A, B | EUE1-PF0B-1100 | 839.11 |
| | | | | | | 2 Power Receptacles | A, B | EUE1-PF0B-2000 | 767.06 |
| 8.31" (211mm) | 4.37" (111mm) | | | | 4 | 1 Power Receptacle, 1 Data Port, 1 Cable Bay | F, V | EUE1-PF0B-1012 | \$ 767.06 |
| | | | | | | 1 Power Receptacle, 3 Data Ports | F, V | EUE1-PF0B-1030 | 767.06 |
| | | | | | | 1 Power Receptacle, 1 USB Charging, 1 Cable Bay | F, V | EUE1-PF0B-1102 | 839.11 |
| | | | | | | 1 Power Receptacle, 1 USB Charging, 2 Data Ports | F, V | EUE1-PF0B-1120 | 839.11 |
| | | | | | | 1 Power Receptacle, 3 USB Charging | F, V | EUE1-PF0B-1300 | 983.21 |
| | | | | | | 2 Power Receptacles, 1 Cable Bay | F, V | EUE1-PF0B-2002 | 767.06 |
| | | | | | | 2 Power Receptacles, 2 Data Ports | F, V | EUE1-PF0B-2020 | 767.06 |
| | | | | | | 2 Power Receptacles, 1 USB Charging, 1 Data Port | F, V | EUE1-PF0B-2110 | 839.11 |
| | | | | | | 2 Power Receptacles, 2 USB Charging | F, V | EUE1-PF0B-2200 | 911.16 |
| | | | | | | 3 Power Receptacles, 1 Data Port | F, V | EUE1-PF0B-3010 | 767.06 |
| | | | | | | 3 Power Receptacles, 1 USB Charging | F, V | EUE1-PF0B-3100 | 839.11 |
| | | | | | | 4 Power Receptacles | F, V | EUE1-PF0B-4000 | 767.06 |
| | | | | | | 11.3" (287mm) | 4.37" (111mm) | | |
| 1 Power Receptacle, 5 Data Ports | J, K | EUE1-PF0B-1050 | 767.06 | | | | | | |
| 1 Power Receptacle, 1 USB Charging, 2 Data Ports, 1 Cable Bay | J, K | EUE1-PF0B-1122 | 839.11 | | | | | | |
| 1 Power Receptacle, 1 USB Charging, 4 Data Ports | J, K | EUE1-PF0B-1140 | 839.11 | | | | | | |
| 1 Power Receptacle, 2 USB Charging, 1 Data Port, 1 Cable Bay | J, K | EUE1-PF0B-1212 | 911.16 | | | | | | |
| 1 Power Receptacle, 2 USB Charging, 3 Data Ports | J, K | EUE1-PF0B-1230 | 911.16 | | | | | | |
| 1 Power Receptacle, 3 USB Charging, 1 Cable Bay | J, K | EUE1-PF0B-1302 | 983.21 | | | | | | |
| 1 Power Receptacle, 3 USB Charging, 2 Data Ports | J, K | EUE1-PF0B-1320 | 983.21 | | | | | | |
| 2 Power Receptacles, 2 Data Ports, 1 Cable Bay | J, K | EUE1-PF0B-2022 | 767.06 | | | | | | |
| 2 Power Receptacles, 4 Data Ports | J, K | EUE1-PF0B-2040 | 767.06 | | | | | | |
| 2 Power Receptacles, 1 USB Charging, 1 Data Port, 1 Cable Bay | J, K | EUE1-PF0B-2112 | 839.11 | | | | | | |
| 2 Power Receptacles, 1 USB Charging, 3 Data Ports | J, K | EUE1-PF0B-2130 | 839.11 | | | | | | |
| 2 Power Receptacles, 2 USB Charging, 1 Cable Bay | J, K | EUE1-PF0B-2202 | 911.16 | | | | | | |
| 2 Power Receptacles, 2 USB Charging, 2 Data Ports | J, K | EUE1-PF0B-2220 | 911.16 | | | | | | |
| 2 Power Receptacles, 3 USB Charging, 1 Data Port | J, K | EUE1-PF0B-2310 | 983.21 | | | | | | |
| 2 Power Receptacles, 4 USB Charging | J, K | EUE1-PF0B-2400 | 1055.26 | | | | | | |
| 3 Power Receptacles, 1 Data Port, 1 Cable Bay | J, K | EUE1-PF0B-3012 | 767.06 | | | | | | |
| 3 Power Receptacles, 3 Data Ports | J, K | EUE1-PF0B-3030 | 767.06 | | | | | | |
| 3 Power Receptacles, 1 USB Charging, 1 Cable Bay | J, K | EUE1-PF0B-3102 | 839.11 | | | | | | |
| 3 Power Receptacles, 1 USB Charging, 2 Data Ports | J, K | EUE1-PF0B-3120 | 839.11 | | | | | | |
| 3 Power Receptacles, 2 USB Charging, 1 Data Port | J, K | EUE1-PF0B-3210 | 911.16 | | | | | | |
| 3 Power Receptacles, 3 USB Charging | J, K | EUE1-PF0B-3300 | 983.21 | | | | | | |
| 4 Power Receptacles, 1 Cable Bay | J, K | EUE1-PF0B-4002 | 767.06 | | | | | | |
| 4 Power Receptacles, 2 Data Ports | J, K | EUE1-PF0B-4020 | 767.06 | | | | | | |
| 4 Power Receptacles, 1 USB Charging, 1 Data Port | J, K | EUE1-PF0B-4110 | 839.11 | | | | | | |
| 4 Power Receptacles, 2 USB Charging | J, K | EUE1-PF0B-4200 | 911.16 | | | | | | |
| 5 Power Receptacles, 1 Data Port | J, K | EUE1-PF0B-5010 | 767.06 | | | | | | |
| 5 Power Receptacles, 1 USB Charging | J, K | EUE1-PF0B-5100 | 839.11 | | | | | | |
| 6 Power Receptacles | J, K | EUE1-PF0B-6000 | 767.06 | | | | | | |

Electrical Components

Flip Top Unit – Corded – Single-Sided

| Bezel Width | Bezel Depth | Cord Length | Trim Color | Port Color | Port | Configuration | Flip Top Unit Cutout Code Options | Number | Price | | | | | | |
|---|------------------|----------------|-------------------|------------|------|--|-----------------------------------|----------------|-----------------|--|---|---|------|----------------|-----------------|
| 5.31" (135mm) | 4.37" (111mm) | 6' (1829mm) | Clear Anodized | White | 2 | 1 Power Receptacle, 1 Data Port | A, B | EUE1-PF0W-1010 | \$572.21 | | | | | | |
| | | | | | | 1 Power Receptacle, 1 USB Charging | A, B | EUE1-PF0W-1100 | 644.26 | | | | | | |
| | | | | | | 2 Power Receptacles | A, B | EUE1-PF0W-2000 | 572.21 | | | | | | |
| 8.31" (211mm) | 4.37" (111mm) | | | | 4 | 1 Power Receptacle, 1 Data Port, 1 Cable Bay | F, V | EUE1-PF0W-1012 | \$572.21 | | | | | | |
| | | | | | | 1 Power Receptacle, 3 Data Ports | F, V | EUE1-PF0W-1030 | 572.21 | | | | | | |
| | | | | | | 1 Power Receptacle, 1 USB Charging, 1 Cable Bay | F, V | EUE1-PF0W-1102 | 644.26 | | | | | | |
| | | | | | | 1 Power Receptacle, 1 USB Charging, 2 Data Ports | F, V | EUE1-PF0W-1120 | 644.26 | | | | | | |
| | | | | | | 1 Power Receptacle, 3 USB Charging | F, V | EUE1-PF0W-1300 | 788.36 | | | | | | |
| | | | | | | 2 Power Receptacles, 1 Cable Bay | F, V | EUE1-PF0W-2002 | 572.21 | | | | | | |
| | | | | | | 2 Power Receptacles, 2 Data Ports | F, V | EUE1-PF0W-2020 | 572.21 | | | | | | |
| | | | | | | 2 Power Receptacles, 1 USB Charging, 1 Data Port | F, V | EUE1-PF0W-2110 | 644.26 | | | | | | |
| | | | | | | 2 Power Receptacles, 2 USB Charging | F, V | EUE1-PF0W-2200 | 716.31 | | | | | | |
| | | | | | | 3 Power Receptacles, 1 Data Port | F, V | EUE1-PF0W-3010 | 572.21 | | | | | | |
| | | | | | | 3 Power Receptacles, 1 USB Charging | F, V | EUE1-PF0W-3100 | 644.26 | | | | | | |
| | | | | | | 4 Power Receptacles | F, V | EUE1-PF0W-4000 | 572.21 | | | | | | |
| | | | | | | 11.3" (287mm) | 4.37" (111mm) | | | | 6 | 1 Power Receptacle, 3 Data Ports, 1 Cable Bay | J, K | EUE1-PF0W-1032 | \$572.21 |
| | | | | | | | | | | | | 1 Power Receptacle, 5 Data Ports | J, K | EUE1-PF0W-1050 | 572.21 |
| | | | | | | | | | | | | 1 Power Receptacle, 1 USB Charging, 2 Data Ports, 1 Cable Bay | J, K | EUE1-PF0W-1122 | 644.26 |
| 1 Power Receptacle, 1 USB Charging, 4 Data Ports | J, K | EUE1-PF0W-1140 | 644.26 | | | | | | | | | | | | |
| 1 Power Receptacle, 2 USB Charging, 1 Data Port, 1 Cable Bay | J, K | EUE1-PF0W-1212 | 716.31 | | | | | | | | | | | | |
| 1 Power Receptacle, 2 USB Charging, 3 Data Ports | J, K | EUE1-PF0W-1230 | 716.31 | | | | | | | | | | | | |
| 1 Power Receptacle, 3 USB Charging, 1 Cable Bay | J, K | EUE1-PF0W-1302 | 788.36 | | | | | | | | | | | | |
| 1 Power Receptacle, 3 USB Charging, 2 Data Ports | J, K | EUE1-PF0W-1320 | 788.36 | | | | | | | | | | | | |
| 2 Power Receptacles, 2 Data Ports, 1 Cable Bay | J, K | EUE1-PF0W-2022 | 572.21 | | | | | | | | | | | | |
| 2 Power Receptacles, 4 Data Ports | J, K | EUE1-PF0W-2040 | 572.21 | | | | | | | | | | | | |
| 2 Power Receptacles, 1 USB Charging, 1 Data Port, 1 Cable Bay | J, K | EUE1-PF0W-2112 | 644.26 | | | | | | | | | | | | |
| 2 Power Receptacles, 1 USB Charging, 3 Data Ports | J, K | EUE1-PF0W-2130 | 644.26 | | | | | | | | | | | | |
| 2 Power Receptacles, 2 USB Charging, 1 Cable Bay | J, K | EUE1-PF0W-2202 | 716.31 | | | | | | | | | | | | |
| 2 Power Receptacles, 2 USB Charging, 2 Data Ports | J, K | EUE1-PF0W-2220 | 716.31 | | | | | | | | | | | | |
| 2 Power Receptacles, 3 USB Charging, 1 Data Port | J, K | EUE1-PF0W-2310 | 788.36 | | | | | | | | | | | | |
| 2 Power Receptacles, 4 USB Charging | J, K | EUE1-PF0W-2400 | 860.41 | | | | | | | | | | | | |
| 3 Power Receptacles, 1 Data Port, 1 Cable Bay | J, K | EUE1-PF0W-3012 | 572.21 | | | | | | | | | | | | |
| 3 Power Receptacles, 3 Data Ports | J, K | EUE1-PF0W-3030 | 572.21 | | | | | | | | | | | | |
| 3 Power Receptacles, 1 USB Charging, 1 Cable Bay | J, K | EUE1-PF0W-3102 | 644.26 | | | | | | | | | | | | |
| 3 Power Receptacles, 1 USB Charging, 2 Data Ports | J, K | EUE1-PF0W-3120 | 644.26 | | | | | | | | | | | | |
| 3 Power Receptacles, 2 USB Charging, 1 Data Port | J, K | EUE1-PF0W-3210 | 716.31 | | | | | | | | | | | | |
| 3 Power Receptacles, 3 USB Charging | J, K | EUE1-PF0W-3300 | 788.36 | | | | | | | | | | | | |
| 4 Power Receptacles, 1 Cable Bay | J, K | EUE1-PF0W-4002 | 572.21 | | | | | | | | | | | | |
| 4 Power Receptacles, 2 Data Ports | J, K | EUE1-PF0W-4020 | 572.21 | | | | | | | | | | | | |
| 4 Power Receptacles, 1 USB Charging, 1 Data Port | J, K | EUE1-PF0W-4110 | 644.26 | | | | | | | | | | | | |
| 4 Power Receptacles, 2 USB Charging | J, K | EUE1-PF0W-4200 | 716.31 | | | | | | | | | | | | |
| 5 Power Receptacles, 1 Data Port | J, K | EUE1-PF0W-5010 | 572.21 | | | | | | | | | | | | |
| 5 Power Receptacles, 1 USB Charging | J, K | EUE1-PF0W-5100 | 644.26 | | | | | | | | | | | | |
| 6 Power Receptacles | J, K | EUE1-PF0W-6000 | 572.21 | | | | | | | | | | | | |

Electrical Components

Flip Top Unit – Corded – Single-Sided

| Bezel Width | Bezel Depth | Cord Length | Trim Color | Port Color | Port | Configuration | Flip Top Unit Cutout Code Options | Number | Price | | | | | | |
|---|------------------|-----------------|----------------|------------|------|--|-----------------------------------|----------------|-----------|--|---|---|------|----------------|-----------|
| 5.31" (135mm) | 4.37" (111mm) | 12' (3658mm) | Black Anodized | Black | 2 | 1 Power Receptacle, 1 Data Port | A, B | EUE1-PL0B-1010 | \$ 825.93 | | | | | | |
| | | | | | | 1 Power Receptacle, 1 USB Charging | A, B | EUE1-PL0B-1100 | 897.98 | | | | | | |
| | | | | | | 2 Power Receptacles | A, B | EUE1-PL0B-2000 | 825.93 | | | | | | |
| 8.31" (211mm) | 4.37" (111mm) | | | | 4 | 1 Power Receptacle, 1 Data Port, 1 Cable Bay | F, V | EUE1-PL0B-1012 | \$ 825.93 | | | | | | |
| | | | | | | 1 Power Receptacle, 3 Data Ports | F, V | EUE1-PL0B-1030 | 825.93 | | | | | | |
| | | | | | | 1 Power Receptacle, 1 USB Charging, 1 Cable Bay | F, V | EUE1-PL0B-1102 | 897.98 | | | | | | |
| | | | | | | 1 Power Receptacle, 1 USB Charging, 2 Data Ports | F, V | EUE1-PL0B-1120 | 897.98 | | | | | | |
| | | | | | | 1 Power Receptacle, 3 USB Charging | F, V | EUE1-PL0B-1300 | 1042.08 | | | | | | |
| | | | | | | 2 Power Receptacles, 1 Cable Bay | F, V | EUE1-PL0B-2002 | 825.93 | | | | | | |
| | | | | | | 2 Power Receptacles, 2 Data Ports | F, V | EUE1-PL0B-2020 | 825.93 | | | | | | |
| | | | | | | 2 Power Receptacles, 1 USB Charging, 1 Data Port | F, V | EUE1-PL0B-2110 | 897.98 | | | | | | |
| | | | | | | 2 Power Receptacles, 2 USB Charging | F, V | EUE1-PL0B-2200 | 970.03 | | | | | | |
| | | | | | | 3 Power Receptacles, 1 Data Port | F, V | EUE1-PL0B-3010 | 825.93 | | | | | | |
| | | | | | | 3 Power Receptacles, 1 USB Charging | F, V | EUE1-PL0B-3100 | 897.98 | | | | | | |
| | | | | | | 4 Power Receptacles | F, V | EUE1-PL0B-4000 | 825.93 | | | | | | |
| | | | | | | 11.3" (287mm) | 4.37" (111mm) | | | | 6 | 1 Power Receptacle, 3 Data Ports, 1 Cable Bay | J, K | EUE1-PL0B-1032 | \$ 825.93 |
| | | | | | | | | | | | | 1 Power Receptacle, 5 Data Ports | J, K | EUE1-PL0B-1050 | 825.93 |
| 1 Power Receptacle, 1 USB Charging, 2 Data Ports, 1 Cable Bay | J, K | EUE1-PL0B-1122 | 897.98 | | | | | | | | | | | | |
| 1 Power Receptacle, 1 USB Charging, 4 Data Ports | J, K | EUE1-PL0B-1140 | 897.98 | | | | | | | | | | | | |
| 1 Power Receptacle, 2 USB Charging, 1 Data Port, 1 Cable Bay | J, K | EUE1-PL0B-1212 | 970.03 | | | | | | | | | | | | |
| 1 Power Receptacle, 2 USB Charging, 3 Data Ports | J, K | EUE1-PL0B-1230 | 970.03 | | | | | | | | | | | | |
| 1 Power Receptacle, 3 USB Charging, 1 Cable Bay | J, K | EUE1-PL0B-1302 | 1042.08 | | | | | | | | | | | | |
| 1 Power Receptacle, 3 USB Charging, 2 Data Ports | J, K | EUE1-PL0B-1320 | 1042.08 | | | | | | | | | | | | |
| 2 Power Receptacles, 2 Data Ports, 1 Cable Bay | J, K | EUE1-PL0B-2022 | 825.93 | | | | | | | | | | | | |
| 2 Power Receptacles, 4 Data Ports | J, K | EUE1-PL0B-2040 | 825.93 | | | | | | | | | | | | |
| 2 Power Receptacles, 1 USB Charging, 1 Data Port, 1 Cable Bay | J, K | EUE1-PL0B-2112 | 897.98 | | | | | | | | | | | | |
| 2 Power Receptacles, 1 USB Charging, 3 Data Ports | J, K | EUE1-PL0B-2130 | 897.98 | | | | | | | | | | | | |
| 2 Power Receptacles, 2 USB Charging, 1 Cable Bay | J, K | EUE1-PL0B-2202 | 970.03 | | | | | | | | | | | | |
| 2 Power Receptacles, 2 USB Charging, 2 Data Ports | J, K | EUE1-PL0B-2220 | 970.03 | | | | | | | | | | | | |
| 2 Power Receptacles, 3 USB Charging, 1 Data Port | J, K | EUE1-PL0B-2310 | 1042.08 | | | | | | | | | | | | |
| 2 Power Receptacles, 4 USB Charging | J, K | EUE1-PL0B-2400 | 1114.13 | | | | | | | | | | | | |
| 3 Power Receptacles, 1 Data Port, 1 Cable Bay | J, K | EUE1-PL0B-3012 | 825.93 | | | | | | | | | | | | |
| 3 Power Receptacles, 3 Data Ports | J, K | EUE1-PL0B-3030 | 825.93 | | | | | | | | | | | | |
| 3 Power Receptacles, 1 USB Charging, 1 Cable Bay | J, K | EUE1-PL0B-3102 | 897.98 | | | | | | | | | | | | |
| 3 Power Receptacles, 1 USB Charging, 2 Data Ports | J, K | EUE1-PL0B-3120 | 897.98 | | | | | | | | | | | | |
| 3 Power Receptacles, 2 USB Charging, 1 Data Port | J, K | EUE1-PL0B-3210 | 970.03 | | | | | | | | | | | | |
| 3 Power Receptacles, 3 USB Charging | J, K | EUE1-PL0B-3300 | 1042.08 | | | | | | | | | | | | |
| 4 Power Receptacles, 1 Cable Bay | J, K | EUE1-PL0B-4002 | 825.93 | | | | | | | | | | | | |
| 4 Power Receptacles, 2 Data Ports | J, K | EUE1-PL0B-4020 | 825.93 | | | | | | | | | | | | |
| 4 Power Receptacles, 1 USB Charging, 1 Data Port | J, K | EUE1-PL0B-4110 | 897.98 | | | | | | | | | | | | |
| 4 Power Receptacles, 2 USB Charging | J, K | EUE1-PL0B-4200 | 970.03 | | | | | | | | | | | | |
| 5 Power Receptacles, 1 Data Port | J, K | EUE1-PL0B-5010 | 825.93 | | | | | | | | | | | | |
| 5 Power Receptacles, 1 USB Charging | J, K | EUE1-PL0B-5100 | 897.98 | | | | | | | | | | | | |
| 6 Power Receptacles | J, K | EUE1-PL0B-6000 | 825.93 | | | | | | | | | | | | |

Electrical Components

Flip Top Unit – Corded – Single-Sided

| Bezel Width | Bezel Depth | Cord Length | Trim Color | Port Color | Port | Configuration | Flip Top Unit Cutout Code Options | Number | Price | | | | | | |
|---|------------------|-----------------|-------------------|------------|------|--|-----------------------------------|----------------|-----------------|--|---|---|------|----------------|-----------------|
| 5.31" (135mm) | 4.37" (111mm) | 12' (3658mm) | Clear Anodized | White | 2 | 1 Power Receptacle, 1 Data Port | A, B | EUE1-PL0W-1010 | \$631.08 | | | | | | |
| | | | | | | 1 Power Receptacle, 1 USB Charging | A, B | EUE1-PL0W-1100 | 703.13 | | | | | | |
| | | | | | | 2 Power Receptacles | A, B | EUE1-PL0W-2000 | 631.08 | | | | | | |
| 8.31" (211mm) | 4.37" (111mm) | | | | 4 | 1 Power Receptacle, 1 Data Port, 1 Cable Bay | F, V | EUE1-PL0W-1012 | \$631.08 | | | | | | |
| | | | | | | 1 Power Receptacle, 3 Data Ports | F, V | EUE1-PL0W-1030 | 631.08 | | | | | | |
| | | | | | | 1 Power Receptacle, 1 USB Charging, 1 Cable Bay | F, V | EUE1-PL0W-1102 | 703.13 | | | | | | |
| | | | | | | 1 Power Receptacle, 1 USB Charging, 2 Data Ports | F, V | EUE1-PL0W-1120 | 703.13 | | | | | | |
| | | | | | | 1 Power Receptacle, 3 USB Charging | F, V | EUE1-PL0W-1300 | 847.23 | | | | | | |
| | | | | | | 2 Power Receptacles, 1 Cable Bay | F, V | EUE1-PL0W-2002 | 631.08 | | | | | | |
| | | | | | | 2 Power Receptacles, 2 Data Ports | F, V | EUE1-PL0W-2020 | 631.08 | | | | | | |
| | | | | | | 2 Power Receptacles, 1 USB Charging, 1 Data Port | F, V | EUE1-PL0W-2110 | 703.13 | | | | | | |
| | | | | | | 2 Power Receptacles, 2 USB Charging | F, V | EUE1-PL0W-2200 | 775.18 | | | | | | |
| | | | | | | 3 Power Receptacles, 1 Data Port | F, V | EUE1-PL0W-3010 | 631.08 | | | | | | |
| | | | | | | 3 Power Receptacles, 1 USB Charging | F, V | EUE1-PL0W-3100 | 703.13 | | | | | | |
| | | | | | | 4 Power Receptacles | F, V | EUE1-PL0W-4000 | 631.08 | | | | | | |
| | | | | | | 11.3" (287mm) | 4.37" (111mm) | | | | 6 | 1 Power Receptacle, 3 Data Ports, 1 Cable Bay | J, K | EUE1-PL0W-1032 | \$631.08 |
| | | | | | | | | | | | | 1 Power Receptacle, 5 Data Ports | J, K | EUE1-PL0W-1050 | 631.08 |
| | | | | | | | | | | | | 1 Power Receptacle, 1 USB Charging, 2 Data Ports, 1 Cable Bay | J, K | EUE1-PL0W-1122 | 703.13 |
| 1 Power Receptacle, 1 USB Charging, 4 Data Ports | J, K | EUE1-PL0W-1140 | 703.13 | | | | | | | | | | | | |
| 1 Power Receptacle, 2 USB Charging, 1 Data Port, 1 Cable Bay | J, K | EUE1-PL0W-1212 | 775.18 | | | | | | | | | | | | |
| 1 Power Receptacle, 2 USB Charging, 3 Data Ports | J, K | EUE1-PL0W-1230 | 775.18 | | | | | | | | | | | | |
| 1 Power Receptacle, 3 USB Charging, 1 Cable Bay | J, K | EUE1-PL0W-1302 | 847.23 | | | | | | | | | | | | |
| 1 Power Receptacle, 3 USB Charging, 2 Data Ports | J, K | EUE1-PL0W-1320 | 847.23 | | | | | | | | | | | | |
| 2 Power Receptacles, 2 Data Ports, 1 Cable Bay | J, K | EUE1-PL0W-2022 | 631.08 | | | | | | | | | | | | |
| 2 Power Receptacles, 4 Data Ports | J, K | EUE1-PL0W-2040 | 631.08 | | | | | | | | | | | | |
| 2 Power Receptacles, 1 USB Charging, 1 Data Port, 1 Cable Bay | J, K | EUE1-PL0W-2112 | 703.13 | | | | | | | | | | | | |
| 2 Power Receptacles, 1 USB Charging, 3 Data Ports | J, K | EUE1-PL0W-2130 | 703.13 | | | | | | | | | | | | |
| 2 Power Receptacles, 2 USB Charging, 1 Cable Bay | J, K | EUE1-PL0W-2202 | 775.18 | | | | | | | | | | | | |
| 2 Power Receptacles, 2 USB Charging, 2 Data Ports | J, K | EUE1-PL0W-2220 | 775.18 | | | | | | | | | | | | |
| 2 Power Receptacles, 3 USB Charging, 1 Data Port | J, K | EUE1-PL0W-2310 | 847.23 | | | | | | | | | | | | |
| 2 Power Receptacles, 4 USB Charging | J, K | EUE1-PL0W-2400 | 919.28 | | | | | | | | | | | | |
| 3 Power Receptacles, 1 Data Port, 1 Cable Bay | J, K | EUE1-PL0W-3012 | 631.08 | | | | | | | | | | | | |
| 3 Power Receptacles, 3 Data Ports | J, K | EUE1-PL0W-3030 | 631.08 | | | | | | | | | | | | |
| 3 Power Receptacles, 1 USB Charging, 1 Cable Bay | J, K | EUE1-PL0W-3102 | 703.13 | | | | | | | | | | | | |
| 3 Power Receptacles, 1 USB Charging, 2 Data Ports | J, K | EUE1-PL0W-3120 | 703.13 | | | | | | | | | | | | |
| 3 Power Receptacles, 2 USB Charging, 1 Data Port | J, K | EUE1-PL0W-3210 | 775.18 | | | | | | | | | | | | |
| 3 Power Receptacles, 3 USB Charging | J, K | EUE1-PL0W-3300 | 847.23 | | | | | | | | | | | | |
| 4 Power Receptacles, 1 Cable Bay | J, K | EUE1-PL0W-4002 | 631.08 | | | | | | | | | | | | |
| 4 Power Receptacles, 2 Data Ports | J, K | EUE1-PL0W-4020 | 631.08 | | | | | | | | | | | | |
| 4 Power Receptacles, 1 USB Charging, 1 Data Port | J, K | EUE1-PL0W-4110 | 703.13 | | | | | | | | | | | | |
| 4 Power Receptacles, 2 USB Charging | J, K | EUE1-PL0W-4200 | 775.18 | | | | | | | | | | | | |
| 5 Power Receptacles, 1 Data Port | J, K | EUE1-PL0W-5010 | 631.08 | | | | | | | | | | | | |
| 5 Power Receptacles, 1 USB Charging | J, K | EUE1-PL0W-5100 | 703.13 | | | | | | | | | | | | |
| 6 Power Receptacles | J, K | EUE1-PL0W-6000 | 631.08 | | | | | | | | | | | | |

This page intentionally blank

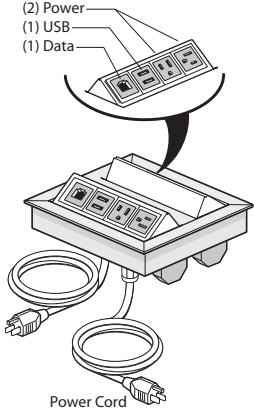
Electrical Components

Flip Top Unit — Corded — Double-Sided

Power, Data and USB

4-Port:

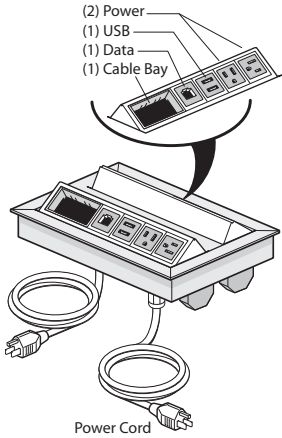
- (2) Power
- (1) USB
- (1) Data



EUE2-PF0B-2110

6-Port:

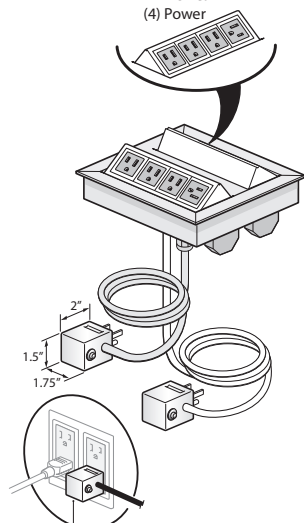
- (2) Power
- (1) USB
- (1) Data
- (1) Cable Bay



EUE2-PF0B-1212

4-Port:

- (4) Power



NOTE:
Always Fused Plug
when more than 3
power outlets specified.

EUE2-PF0B-4000



Features

- Includes bezel and two flip top modules, each flip top module with 2, 4 or 6 ports that can be configured with simplex outlets (NEMA-5-15R), USB charging port (with two USB outlets), data ports or cable bay(s) that can accept up to 2 pull out data/AV cables and mounting hardware.
- Data port accommodate most varieties of field supplied data/AV jacks.
- Each flip top module within the bezel provided with 15 amp - 6'(1829mm) or 12'(3658mm) long cord with plug (NEMA5-15P).
- USB Charging Port consists of two USB 2.0 style A outlets. 4 Amp (shared) charging capacity.
- Flip top unit is flush mounted with spring release flip module.
- Flip top unit overall height is 2.75"(70mm) and will extend below the table tops.
- Color option of black anodized housing with black receptacles or clear anodized housing with white receptacles.
- Ships assembled.

Specification Tips

- **Configuration and quantity of power and data ports cannot be modified in the field.**
- **For use with 120 volt 60 hertz power source only.**
- Requires field installation.
- Specify factory cut hole or field cut hole as required.
- Specify AV cables separately.
- Cable Bay requires cables less than 0.3"(7.6mm) diameter.
- Corded flip top units with four receptacles utilize a fused plug that may block adjacent building receptacle outlet.
- Application may require approval of local authority having jurisdiction (AHJ); ensure compliance before placing orders and installation.

Note: Two cord feeds are provided from the double-sided flip top unit.

To Order, Specify:

- 1) Product number.
(No finish specification required.)

Note: Order flip top units to match flip top unit cutout option specified for each top (M/P or Q/T).

Electrical Components

Flip Top Unit — Corded — Double-Sided

| Width | Bezel Depth | Cord Length | Trim Color | Port Color | Port | Configuration | Flip Top Unit Cutout Code Options | Number | Price | |
|---------------------|---------------|----------------|-------------------|------------|--|--|---|----------------|------------------|------------------|
| 5.31" (135mm) | 8" (203mm) | 6' (1829mm) | Black Anodized | Black | 4 | 1 Power Receptacle, 1 Data Port, 1 Cable Bay | M, P | EUE2-PF0B-1012 | \$1335.67 | |
| | | | | | | 1 Power Receptacle, 3 Data Ports | M, P | EUE2-PF0B-1030 | 1335.67 | |
| | | | | | | 1 Power Receptacle, 1 USB Charging, 1 Cable Bay | M, P | EUE2-PF0B-1102 | 1407.72 | |
| | | | | | | 1 Power Receptacle, 1 USB Charging, 2 Data Ports | M, P | EUE2-PF0B-1120 | 1407.72 | |
| | | | | | | 1 Power Receptacle, 3 USB Charging | M, P | EUE2-PF0B-1300 | 1551.82 | |
| | | | | | | 2 Power Receptacles, 1 Cable Bay | M, P | EUE2-PF0B-2002 | 1335.67 | |
| | | | | | | 2 Power Receptacles, 2 Data Ports | M, P | EUE2-PF0B-2020 | 1335.67 | |
| | | | | | | 2 Power Receptacles, 1 USB Charging, 1 Data Port | M, P | EUE2-PF0B-2110 | 1407.72 | |
| | | | | | | 2 Power Receptacles, 2 USB Charging | M, P | EUE2-PF0B-2200 | 1479.77 | |
| | | | | | | 3 Power Receptacles, 1 Data Port | M, P | EUE2-PF0B-3010 | 1335.67 | |
| | | | | | | 3 Power Receptacles, 1 USB Charging | M, P | EUE2-PF0B-3100 | 1407.72 | |
| | | | | | | 4 Power Receptacles | M, P | EUE2-PF0B-4000 | 1335.67 | |
| | | | | | | 6 | 1 Power Receptacle, 3 Data Ports, 1 Cable Bay | Q, T | EUE2-PF0B-1032 | \$1335.67 |
| | | | | | | | 1 Power Receptacle, 5 Data Ports | Q, T | EUE2-PF0B-1050 | 1335.67 |
| | | | | | | | 1 Power Receptacle, 1 USB Charging, 2 Data Ports, 1 Cable Bay | Q, T | EUE2-PF0B-1122 | 1407.72 |
| | | | | | | | 1 Power Receptacle, 1 USB Charging, 4 Data Ports | Q, T | EUE2-PF0B-1140 | 1407.72 |
| | | | | | | | 1 Power Receptacle, 2 USB Charging, 1 Data Port, 1 Cable Bay | Q, T | EUE2-PF0B-1212 | 1479.77 |
| | | | | | | | 1 Power Receptacle, 2 USB Charging, 3 Data Ports | Q, T | EUE2-PF0B-1230 | 1479.77 |
| | | | | | | | 1 Power Receptacle, 3 USB Charging, 2 Cable Bays | Q, T | EUE2-PF0B-1302 | 1551.82 |
| | | | | | | | 1 Power Receptacle, 3 USB Charging, 2 Data Ports | Q, T | EUE2-PF0B-1320 | 1551.82 |
| | | | | | 2 Power Receptacles, 2 Data Ports, 2 Cable Bays | | Q, T | EUE2-PF0B-2022 | 1335.67 | |
| | | | | | 2 Power Receptacles, 4 Data Ports | | Q, T | EUE2-PF0B-2040 | 1335.67 | |
| | | | | | 2 Power Receptacles, 1 USB Charging, 1 Data Port, 2 Cable Bays | | Q, T | EUE2-PF0B-2112 | 1407.72 | |
| | | | | | 2 Power Receptacles, 1 USB Charging, 3 Data Ports | | Q, T | EUE2-PF0B-2130 | 1407.72 | |
| | | | | | 2 Power Receptacles, 2 USB Charging, 2 Cable Bays | | Q, T | EUE2-PF0B-2202 | 1479.77 | |
| | | | | | 2 Power Receptacles, 2 USB Charging, 2 Data Ports | | Q, T | EUE2-PF0B-2220 | 1479.77 | |
| | | | | | 2 Power Receptacles, 3 USB Charging, 1 Data Port | | Q, T | EUE2-PF0B-2310 | 1551.82 | |
| | | | | | 2 Power Receptacles, 4 USB Charging | | Q, T | EUE2-PF0B-2400 | 1623.87 | |
| | | | | | 3 Power Receptacles, 1 Data Port, 2 Cable Bays | | Q, T | EUE2-PF0B-3012 | 1335.67 | |
| | | | | | 3 Power Receptacles, 3 Data Ports | | Q, T | EUE2-PF0B-3030 | 1335.67 | |
| | | | | | 3 Power Receptacles, 1 USB Charging, 2 Cable Bays | | Q, T | EUE2-PF0B-3102 | 1407.72 | |
| | | | | | 3 Power Receptacles, 1 USB Charging, 2 Data Ports | | Q, T | EUE2-PF0B-3120 | 1407.72 | |
| | | | | | 3 Power Receptacles, 2 USB Charging, 1 Data Port | Q, T | EUE2-PF0B-3210 | 1479.77 | | |
| | | | | | 3 Power Receptacles, 3 USB Charging | Q, T | EUE2-PF0B-3300 | 1551.82 | | |
| | | | | | 4 Power Receptacles, 2 Cable Bays | Q, T | EUE2-PF0B-4002 | 1335.67 | | |
| | | | | | 4 Power Receptacles, 2 Data Ports | Q, T | EUE2-PF0B-4020 | 1335.67 | | |
| | | | | | 4 Power Receptacles, 1 USB Charging, 1 Data Port | Q, T | EUE2-PF0B-4110 | 1407.72 | | |
| | | | | | 4 Power Receptacles, 2 USB Charging | Q, T | EUE2-PF0B-4200 | 1479.77 | | |
| | | | | | 5 Power Receptacles, 1 Data Port | Q, T | EUE2-PF0B-5010 | 1335.67 | | |
| | | | | | 5 Power Receptacles, 1 USB Charging | Q, T | EUE2-PF0B-5100 | 1407.72 | | |
| 6 Power Receptacles | Q, T | EUE2-PF0B-6000 | 1335.67 | | | | | | | |

Electrical Components

Flip Top Unit — Corded — Double-Sided

| Width | Bezel Depth | Cord Length | Trim Color | Port Color | Port | Configuration | Flip Top Unit Cutout Code Options | Number | Price |
|---|---------------|----------------|-------------------|------------|------|---|-----------------------------------|----------------|------------------|
| 5.31" (135mm) | 8" (203mm) | 6' (1829mm) | Clear Anodized | White | 4 | 1 Power Receptacle, 1 Data Port, 1 Cable Bay | M, P | EUE2-PF0W-1012 | \$1140.82 |
| | | | | | | 1 Power Receptacle, 3 Data Ports | M, P | EUE2-PF0W-1030 | 1140.82 |
| | | | | | | 1 Power Receptacle, 1 USB Charging, 1 Cable Bay | M, P | EUE2-PF0W-1102 | 1212.87 |
| | | | | | | 1 Power Receptacle, 1 USB Charging, 2 Data Ports | M, P | EUE2-PF0W-1120 | 1212.87 |
| | | | | | | 1 Power Receptacle, 3 USB Charging | M, P | EUE2-PF0W-1300 | 1356.97 |
| | | | | | | 2 Power Receptacles, 1 Cable Bay | M, P | EUE2-PF0W-2002 | 1140.82 |
| | | | | | | 2 Power Receptacles, 2 Data Ports | M, P | EUE2-PF0W-2020 | 1140.82 |
| | | | | | | 2 Power Receptacles, 1 USB Charging, 1 Data Port | M, P | EUE2-PF0W-2110 | 1212.87 |
| | | | | | | 2 Power Receptacles, 2 USB Charging | M, P | EUE2-PF0W-2200 | 1284.92 |
| | | | | | | 3 Power Receptacles, 1 Data Port | M, P | EUE2-PF0W-3010 | 1140.82 |
| | | | | | | 3 Power Receptacles, 1 USB Charging | M, P | EUE2-PF0W-3100 | 1212.87 |
| | | | | | | 4 Power Receptacles | M, P | EUE2-PF0W-4000 | 1140.82 |
| | | | | | 6 | 1 Power Receptacle, 3 Data Ports, 1 Cable Bay | Q, T | EUE2-PF0W-1032 | \$1140.82 |
| | | | | | | 1 Power Receptacle, 5 Data Ports | Q, T | EUE2-PF0W-1050 | 1140.82 |
| | | | | | | 1 Power Receptacle, 1 USB Charging, 2 Data Ports, 1 Cable Bay | Q, T | EUE2-PF0W-1122 | 1212.87 |
| | | | | | | 1 Power Receptacle, 1 USB Charging, 4 Data Ports | Q, T | EUE2-PF0W-1140 | 1212.87 |
| | | | | | | 1 Power Receptacle, 2 USB Charging, 1 Data Port, 1 Cable Bay | Q, T | EUE2-PF0W-1212 | 1284.92 |
| | | | | | | 1 Power Receptacle, 2 USB Charging, 3 Data Ports | Q, T | EUE2-PF0W-1230 | 1284.92 |
| | | | | | | 1 Power Receptacle, 3 USB Charging, 1 Cable Bay | Q, T | EUE2-PF0W-1302 | 1356.97 |
| | | | | | | 1 Power Receptacle, 3 USB Charging, 2 Data Ports | Q, T | EUE2-PF0W-1320 | 1356.97 |
| | | | | | | 2 Power Receptacles, 2 Data Ports, 1 Cable Bay | Q, T | EUE2-PF0W-2022 | 1140.82 |
| | | | | | | 2 Power Receptacles, 4 Data Ports | Q, T | EUE2-PF0W-2040 | 1140.82 |
| | | | | | | 2 Power Receptacles, 1 USB Charging, 1 Data Port, 1 Cable Bay | Q, T | EUE2-PF0W-2112 | 1212.87 |
| | | | | | | 2 Power Receptacles, 1 USB Charging, 3 Data Ports | Q, T | EUE2-PF0W-2130 | 1212.87 |
| | | | | | | 2 Power Receptacles, 2 USB Charging, 1 Cable Bay | Q, T | EUE2-PF0W-2202 | 1284.92 |
| | | | | | | 2 Power Receptacles, 2 USB Charging, 2 Data Ports | Q, T | EUE2-PF0W-2220 | 1284.92 |
| | | | | | | 2 Power Receptacles, 3 USB Charging, 1 Data Port | Q, T | EUE2-PF0W-2310 | 1356.97 |
| | | | | | | 2 Power Receptacles, 4 USB Charging | Q, T | EUE2-PF0W-2400 | 1429.02 |
| | | | | | | 3 Power Receptacles, 1 Data Port, 1 Cable Bay | Q, T | EUE2-PF0W-3012 | 1140.82 |
| | | | | | | 3 Power Receptacles, 3 Data Ports | Q, T | EUE2-PF0W-3030 | 1140.82 |
| 3 Power Receptacles, 1 USB Charging, 1 Cable Bay | Q, T | EUE2-PF0W-3102 | 1212.87 | | | | | | |
| 3 Power Receptacles, 1 USB Charging, 2 Data Ports | Q, T | EUE2-PF0W-3120 | 1212.87 | | | | | | |
| 3 Power Receptacles, 2 USB Charging, 1 Data Port | Q, T | EUE2-PF0W-3210 | 1284.92 | | | | | | |
| 3 Power Receptacles, 3 USB Charging | Q, T | EUE2-PF0W-3300 | 1356.97 | | | | | | |
| 4 Power Receptacles, 1 Cable Bay | Q, T | EUE2-PF0W-4002 | 1140.82 | | | | | | |
| 4 Power Receptacles, 2 Data Ports | Q, T | EUE2-PF0W-4020 | 1140.82 | | | | | | |
| 4 Power Receptacles, 1 USB Charging, 1 Data Port | Q, T | EUE2-PF0W-4110 | 1212.87 | | | | | | |
| 4 Power Receptacles, 2 USB Charging | Q, T | EUE2-PF0W-4200 | 1284.92 | | | | | | |
| 5 Power Receptacles, 1 Data Port | Q, T | EUE2-PF0W-5010 | 1140.82 | | | | | | |
| 5 Power Receptacles, 1 USB Charging | Q, T | EUE2-PF0W-5100 | 1212.87 | | | | | | |
| 6 Power Receptacles | Q, T | EUE2-PF0W-6000 | 1140.82 | | | | | | |

Electrical Components

Flip Top Unit — Corded — Double-Sided

| Width | Bezel Depth | Cord Length | Trim Color | Port Color | Port | Configuration | Flip Top Unit Cutout Code Options | Number | Price | |
|--|---------------|-----------------|-------------------|------------|---|--|---|----------------|------------------|------------------|
| 5.31" (135mm) | 8" (203mm) | 12' (3658mm) | Black Anodized | Black | 4 | 1 Power Receptacle, 1 Data Port, 1 Cable Bay | M, P | EUE2-PL0B-1012 | \$1394.54 | |
| | | | | | | 1 Power Receptacle, 3 Data Ports | M, P | EUE2-PL0B-1030 | 1394.54 | |
| | | | | | | 1 Power Receptacle, 1 USB Charging, 1 Cable Bay | M, P | EUE2-PL0B-1102 | 1466.59 | |
| | | | | | | 1 Power Receptacle, 1 USB Charging, 2 Data Ports | M, P | EUE2-PL0B-1120 | 1466.59 | |
| | | | | | | 1 Power Receptacle, 3 USB Charging | M, P | EUE2-PL0B-1300 | 1610.69 | |
| | | | | | | 2 Power Receptacles, 1 Cable Bay | M, P | EUE2-PL0B-2002 | 1394.54 | |
| | | | | | | 2 Power Receptacles, 2 Data Ports | M, P | EUE2-PL0B-2020 | 1394.54 | |
| | | | | | | 2 Power Receptacles, 1 USB Charging, 1 Data Port | M, P | EUE2-PL0B-2110 | 1466.59 | |
| | | | | | | 2 Power Receptacles, 2 USB Charging | M, P | EUE2-PL0B-2200 | 1538.64 | |
| | | | | | | 3 Power Receptacles, 1 Data Port | M, P | EUE2-PL0B-3010 | 1394.54 | |
| | | | | | | 3 Power Receptacles, 1 USB Charging | M, P | EUE2-PL0B-3100 | 1466.59 | |
| | | | | | | 4 Power Receptacles | M, P | EUE2-PL0B-4000 | 1394.54 | |
| | | | | | | 6 | 1 Power Receptacle, 3 Data Ports, 1 Cable Bay | Q, T | EUE2-PL0B-1032 | \$1394.54 |
| | | | | | | | 1 Power Receptacle, 5 Data Ports | Q, T | EUE2-PL0B-1050 | 1394.54 |
| | | | | | | | 1 Power Receptacle, 1 USB Charging, 2 Data Ports, 1 Cable Bay | Q, T | EUE2-PL0B-1122 | 1466.59 |
| | | | | | | | 1 Power Receptacle, 1 USB Charging, 4 Data Ports | Q, T | EUE2-PL0B-1140 | 1466.59 |
| | | | | | 1 Power Receptacle, 2 USB Charging, 1 Data Port, 1 Cable Bay | | Q, T | EUE2-PL0B-1212 | 1538.64 | |
| | | | | | 1 Power Receptacle, 2 USB Charging, 3 Data Ports | | Q, T | EUE2-PL0B-1230 | 1538.64 | |
| | | | | | 1 Power Receptacle, 3 USB Charging, 1 Cable Bay | | Q, T | EUE2-PL0B-1302 | 1610.69 | |
| | | | | | 1 Power Receptacle, 3 USB Charging, 2 Data Ports | | Q, T | EUE2-PL0B-1320 | 1610.69 | |
| | | | | | 2 Power Receptacles, 2 Data Ports, 1 Cable Bay | | Q, T | EUE2-PL0B-2022 | 1394.54 | |
| | | | | | 2 Power Receptacles, 4 Data Ports | | Q, T | EUE2-PL0B-2040 | 1394.54 | |
| | | | | | 2 Power Receptacles, 1 USB Charging, 1 Data Port, 1 Cable Bay | | Q, T | EUE2-PL0B-2112 | 1466.59 | |
| | | | | | 2 Power Receptacles, 1 USB Charging, 3 Data Ports | | Q, T | EUE2-PL0B-2130 | 1466.59 | |
| | | | | | 2 Power Receptacles, 2 USB Charging, 1 Cable Bay | | Q, T | EUE2-PL0B-2202 | 1538.64 | |
| | | | | | 2 Power Receptacles, 2 USB Charging, 2 Data Ports | | Q, T | EUE2-PL0B-2220 | 1538.64 | |
| | | | | | 2 Power Receptacles, 3 USB Charging, 1 Data Port | | Q, T | EUE2-PL0B-2310 | 1610.69 | |
| | | | | | 2 Power Receptacles, 4 USB Charging | | Q, T | EUE2-PL0B-2400 | 1682.74 | |
| | | | | | 3 Power Receptacles, 1 Data Port, 1 Cable Bay | Q, T | EUE2-PL0B-3012 | 1394.54 | | |
| | | | | | 3 Power Receptacles, 3 Data Ports | Q, T | EUE2-PL0B-3030 | 1394.54 | | |
| | | | | | 3 Power Receptacles, 1 USB Charging, 1 Cable Bay | Q, T | EUE2-PL0B-3102 | 1466.59 | | |
| | | | | | 3 Power Receptacles, 1 USB Charging, 2 Data Ports | Q, T | EUE2-PL0B-3120 | 1466.59 | | |
| 3 Power Receptacles, 2 USB Charging, 1 Data Port | Q, T | EUE2-PL0B-3210 | 1538.64 | | | | | | | |
| 3 Power Receptacles, 3 USB Charging | Q, T | EUE2-PL0B-3300 | 1610.69 | | | | | | | |
| 4 Power Receptacles, 1 Cable Bay | Q, T | EUE2-PL0B-4002 | 1394.54 | | | | | | | |
| 4 Power Receptacles, 2 Data Ports | Q, T | EUE2-PL0B-4020 | 1394.54 | | | | | | | |
| 4 Power Receptacles, 1 USB Charging, 1 Data Port | Q, T | EUE2-PL0B-4110 | 1466.59 | | | | | | | |
| 4 Power Receptacles, 2 USB Charging | Q, T | EUE2-PL0B-4200 | 1538.64 | | | | | | | |
| 5 Power Receptacles, 1 Data Port | Q, T | EUE2-PL0B-5010 | 1394.54 | | | | | | | |
| 5 Power Receptacles, 1 USB Charging | Q, T | EUE2-PL0B-5100 | 1466.59 | | | | | | | |
| 6 Power Receptacles | Q, T | EUE2-PL0B-6000 | 1394.54 | | | | | | | |

Electrical Components

Flip Top Unit — Corded — Double-Sided

| Width | Bezel Depth | Cord Length | Trim Color | Port Color | Port | Configuration | Flip Top Unit Cutout Code Options | Number | Price | |
|---|---------------|-----------------|-------------------|------------|---|--|---|----------------|------------------|------------------|
| 5.31" (135mm) | 8" (203mm) | 12' (3658mm) | Clear Anodized | White | 4 | 1 Power Receptacle, 1 Data Port, 1 Cable Bay | M, P | EUE2-PL0W-1012 | \$1199.69 | |
| | | | | | | 1 Power Receptacle, 3 Data Ports | M, P | EUE2-PL0W-1030 | 1199.69 | |
| | | | | | | 1 Power Receptacle, 1 USB Charging, 1 Cable Bay | M, P | EUE2-PL0W-1102 | 1271.74 | |
| | | | | | | 1 Power Receptacle, 1 USB Charging, 2 Data Ports | M, P | EUE2-PL0W-1120 | 1271.74 | |
| | | | | | | 1 Power Receptacle, 3 USB Charging | M, P | EUE2-PL0W-1300 | 1415.84 | |
| | | | | | | 2 Power Receptacles, 1 Cable Bay | M, P | EUE2-PL0W-2002 | 1199.69 | |
| | | | | | | 2 Power Receptacles, 2 Data Ports | M, P | EUE2-PL0W-2020 | 1199.69 | |
| | | | | | | 2 Power Receptacles, 1 USB Charging, 1 Data Port | M, P | EUE2-PL0W-2110 | 1271.74 | |
| | | | | | | 2 Power Receptacles, 2 USB Charging | M, P | EUE2-PL0W-2200 | 1343.79 | |
| | | | | | | 3 Power Receptacles, 1 Data Port | M, P | EUE2-PL0W-3010 | 1199.69 | |
| | | | | | | 3 Power Receptacles, 1 USB Charging | M, P | EUE2-PL0W-3100 | 1271.74 | |
| | | | | | | 4 Power Receptacles | M, P | EUE2-PL0W-4000 | 1199.69 | |
| | | | | | | 6 | 1 Power Receptacle, 3 Data Ports, 1 Cable Bay | Q, T | EUE2-PL0W-1032 | \$1199.69 |
| | | | | | | | 1 Power Receptacle, 5 Data Ports | Q, T | EUE2-PL0W-1050 | 1199.69 |
| | | | | | | | 1 Power Receptacle, 1 USB Charging, 2 Data Ports, 1 Cable Bay | Q, T | EUE2-PL0W-1122 | 1271.74 |
| | | | | | 1 Power Receptacle, 1 USB Charging, 4 Data Ports | | Q, T | EUE2-PL0W-1140 | 1271.74 | |
| | | | | | 1 Power Receptacle, 2 USB Charging, 1 Data Port, 1 Cable Bay | | Q, T | EUE2-PL0W-1212 | 1343.79 | |
| | | | | | 1 Power Receptacle, 2 USB Charging, 3 Data Ports | | Q, T | EUE2-PL0W-1230 | 1343.79 | |
| | | | | | 1 Power Receptacle, 3 USB Charging, 1 Cable Bay | | Q, T | EUE2-PL0W-1302 | 1415.84 | |
| | | | | | 1 Power Receptacle, 3 USB Charging, 2 Data Ports | | Q, T | EUE2-PL0W-1320 | 1415.84 | |
| | | | | | 2 Power Receptacles, 2 Data Ports, 1 Cable Bay | | Q, T | EUE2-PL0W-2022 | 1199.69 | |
| | | | | | 2 Power Receptacles, 4 Data Ports | | Q, T | EUE2-PL0W-2040 | 1199.69 | |
| | | | | | 2 Power Receptacles, 1 USB Charging, 1 Data Port, 1 Cable Bay | | Q, T | EUE2-PL0W-2112 | 1271.74 | |
| | | | | | 2 Power Receptacles, 1 USB Charging, 3 Data Ports | | Q, T | EUE2-PL0W-2130 | 1271.74 | |
| | | | | | 2 Power Receptacles, 2 USB Charging, 1 Cable Bay | | Q, T | EUE2-PL0W-2202 | 1343.79 | |
| | | | | | 2 Power Receptacles, 2 USB Charging, 2 Data Ports | | Q, T | EUE2-PL0W-2220 | 1343.79 | |
| | | | | | 2 Power Receptacles, 3 USB Charging, 1 Data Port | | Q, T | EUE2-PL0W-2310 | 1415.84 | |
| | | | | | 2 Power Receptacles, 4 USB Charging | Q, T | EUE2-PL0W-2400 | 1487.89 | | |
| | | | | | 3 Power Receptacles, 1 Data Port, 1 Cable Bay | Q, T | EUE2-PL0W-3012 | 1199.69 | | |
| | | | | | 3 Power Receptacles, 3 Data Ports | Q, T | EUE2-PL0W-3030 | 1199.69 | | |
| 3 Power Receptacles, 1 USB Charging, 1 Cable Bay | Q, T | EUE2-PL0W-3102 | 1271.74 | | | | | | | |
| 3 Power Receptacles, 1 USB Charging, 2 Data Ports | Q, T | EUE2-PL0W-3120 | 1271.74 | | | | | | | |
| 3 Power Receptacles, 2 USB Charging, 1 Data Port | Q, T | EUE2-PL0W-3210 | 1343.79 | | | | | | | |
| 3 Power Receptacles, 3 USB Charging | Q, T | EUE2-PL0W-3300 | 1415.84 | | | | | | | |
| 4 Power Receptacles, 1 Cable Bay | Q, T | EUE2-PL0W-4002 | 1199.69 | | | | | | | |
| 4 Power Receptacles, 2 Data Ports | Q, T | EUE2-PL0W-4020 | 1199.69 | | | | | | | |
| 4 Power Receptacles, 1 USB Charging, 1 Data Port | Q, T | EUE2-PL0W-4110 | 1271.74 | | | | | | | |
| 4 Power Receptacles, 2 USB Charging | Q, T | EUE2-PL0W-4200 | 1343.79 | | | | | | | |
| 5 Power Receptacles, 1 Data Port | Q, T | EUE2-PL0W-5010 | 1199.69 | | | | | | | |
| 5 Power Receptacles, 1 USB Charging | Q, T | EUE2-PL0W-5100 | 1271.74 | | | | | | | |
| 6 Power Receptacles | Q, T | EUE2-PL0W-6000 | 1199.69 | | | | | | | |

This page intentionally blank

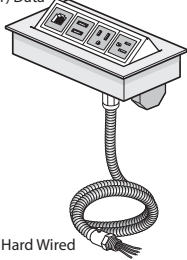
Electrical Components

Flip Top Unit — Hardwire — Single-Sided

Power, Data and USB

4-Port:

- (2) Power
- (1) USB
- (1) Data

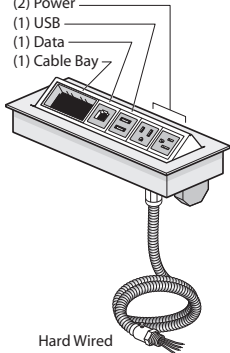


Hard Wired

EUE1-HF0B-2110

6-Port:

- (2) Power
- (1) USB
- (1) Data
- (1) Cable Bay



Hard Wired

EUE1-HF0B-1212



Features

- Includes bezel and flip top module with 2, 4 or 6 ports that can be configured with simplex outlets (NEMA-5-15R), USB charging port (with two USB outlets), data ports or cable bay(s) that can accept up to 2 pull out data/AV cables and mounting hardware.
- Data port accommodate most varieties of field supplied data/AV jacks.
- Hardwired power module with 6'(1829mm) or 12'(3658mm) long flexible metal conduit feed, 0.5"(13mm) conduit fitting and wires for hardwire connection.
- USB Charging Port consists of two USB 2.0 style A outlets. 4 Amp (shared) charging capacity.
- Flip top unit is flush mounted with spring release flip module(s).
- Flip top unit overall height is 2.75"(70mm) and will extend below the table tops.
- Color option of black anodized housing with black receptacles or clear anodized housing with white receptacles.

Specification Tips

- **Configuration and quantity of power and data ports cannot be modified in the field.**
- **For use with 120 volt 60 hertz power source only.**
- Requires field installation.
- Specify factory cut hole or field cut hole as required.
- Specify AV cables separately.
- Cable Bay requires cables less than 0.3"(7.6mm) diameter.
- Application may require approval of local authority having jurisdiction (AHJ); ensure compliance before placing orders and installation.

To Order, Specify:

- 1) Product number.
(No finish specification required.)

Note: Order flip top units to match flip top unit cutout option specified for each top (A/B, F/V or J/K).

Electrical Components

Flip Top Unit — Hardwire — Single-Sided

| Width | Bezel Depth | Cord Length | Trim Color | Port Color | Port | Configuration | Flip Top Unit Cutout Code Options | Number | Price |
|---------------|---------------|-------------|----------------|------------|------|---|-----------------------------------|----------------|-----------|
| 5.31" (135mm) | 4.37" (111mm) | 6' (1829mm) | Black Anodized | Black | 2 | 1 Power Receptacle, 1 Data Port | A, B | EUE1-HFOB-1010 | \$ 847.33 |
| | | | | | | 1 Power Receptacle, 1 USB Charging | A, B | EUE1-HFOB-1100 | 919.38 |
| | | | | | | 2 Power Receptacles | A, B | EUE1-HFOB-2000 | 847.33 |
| | | | | | 4 | 1 Power Receptacle, 1 Data Port, 1 Cable Bay | F, V | EUE1-HFOB-1012 | \$ 847.33 |
| | | | | | | 1 Power Receptacle, 3 Data Ports | F, V | EUE1-HFOB-1030 | 847.33 |
| | | | | | | 1 Power Receptacle, 1 USB Charging, 1 Cable Bay | F, V | EUE1-HFOB-1102 | 919.38 |
| | | | | | | 1 Power Receptacle, 1 USB Charging, 2 Data Ports | F, V | EUE1-HFOB-1120 | 919.38 |
| | | | | | | 1 Power Receptacle, 3 USB Charging | F, V | EUE1-HFOB-1300 | 1063.48 |
| | | | | | | 2 Power Receptacles, 1 Cable Bay | F, V | EUE1-HFOB-2002 | 847.33 |
| | | | | | | 2 Power Receptacles, 2 Data Ports | F, V | EUE1-HFOB-2020 | 847.33 |
| | | | | | | 2 Power Receptacles, 1 USB Charging, 1 Data Port | F, V | EUE1-HFOB-2110 | 919.38 |
| | | | | | | 2 Power Receptacles, 2 USB Charging | F, V | EUE1-HFOB-2200 | 991.43 |
| | | | | | | 3 Power Receptacles, 1 Data Port | F, V | EUE1-HFOB-3010 | 847.33 |
| | | | | | | 3 Power Receptacles, 1 USB Charging | F, V | EUE1-HFOB-3100 | 919.38 |
| | | | | | | 4 Power Receptacles | F, V | EUE1-HFOB-4000 | 847.33 |
| | | | | | 6 | 1 Power Receptacle, 3 Data Ports, 1 Cable Bay | J, K | EUE1-HFOB-1032 | \$ 847.33 |
| | | | | | | 1 Power Receptacle, 5 Data Ports | J, K | EUE1-HFOB-1050 | 847.33 |
| | | | | | | 1 Power Receptacle, 1 USB Charging, 2 Data Ports, 1 Cable Bay | J, K | EUE1-HFOB-1122 | 919.38 |
| | | | | | | 1 Power Receptacle, 1 USB Charging, 4 Data Ports | J, K | EUE1-HFOB-1140 | 919.38 |
| | | | | | | 1 Power Receptacle, 2 USB Charging, 1 Data Port, 1 Cable Bay | J, K | EUE1-HFOB-1212 | 991.43 |
| | | | | | | 1 Power Receptacle, 2 USB Charging, 3 Data Ports | J, K | EUE1-HFOB-1230 | 991.43 |
| | | | | | | 1 Power Receptacle, 3 USB Charging, 1 Cable Bay | J, K | EUE1-HFOB-1302 | 1063.48 |
| | | | | | | 1 Power Receptacle, 3 USB Charging, 2 Data Ports | J, K | EUE1-HFOB-1320 | 1063.48 |
| | | | | | | 2 Power Receptacles, 2 Data Ports, 1 Cable Bay | J, K | EUE1-HFOB-2022 | 847.33 |
| | | | | | | 2 Power Receptacles, 4 Data Ports | J, K | EUE1-HFOB-2040 | 847.33 |
| | | | | | | 2 Power Receptacles, 1 USB Charging, 1 Data Port, 1 Cable Bay | J, K | EUE1-HFOB-2112 | 919.38 |
| | | | | | | 2 Power Receptacles, 1 USB Charging, 3 Data Ports | J, K | EUE1-HFOB-2130 | 919.38 |
| | | | | | | 2 Power Receptacles, 2 USB Charging, 1 Cable Bay | J, K | EUE1-HFOB-2202 | 991.43 |
| | | | | | | 2 Power Receptacles, 2 USB Charging, 2 Data Ports | J, K | EUE1-HFOB-2220 | 991.43 |
| | | | | | | 2 Power Receptacles, 3 USB Charging, 1 Data Port | J, K | EUE1-HFOB-2310 | 1063.48 |
| | | | | | | 2 Power Receptacles, 4 USB Charging | J, K | EUE1-HFOB-2400 | 1135.53 |
| | | | | | | 3 Power Receptacles, 1 Data Port, 1 Cable Bay | J, K | EUE1-HFOB-3012 | 847.33 |
| | | | | | | 3 Power Receptacles, 3 Data Ports | J, K | EUE1-HFOB-3030 | 847.33 |
| | | | | | | 3 Power Receptacles, 1 USB Charging, 1 Cable Bay | J, K | EUE1-HFOB-3102 | 919.38 |
| | | | | | | 3 Power Receptacles, 1 USB Charging, 2 Data Ports | J, K | EUE1-HFOB-3120 | 919.38 |
| | | | | | | 3 Power Receptacles, 2 USB Charging, 1 Data Port | J, K | EUE1-HFOB-3210 | 991.43 |
| | | | | | | 3 Power Receptacles, 3 USB Charging | J, K | EUE1-HFOB-3300 | 1063.48 |
| | | | | | | 4 Power Receptacles, 1 Cable Bay | J, K | EUE1-HFOB-4002 | 847.33 |
| | | | | | | 4 Power Receptacles, 2 Data Ports | J, K | EUE1-HFOB-4020 | 847.33 |
| | | | | | | 4 Power Receptacles, 1 USB Charging, 1 Data Port | J, K | EUE1-HFOB-4110 | 919.38 |
| | | | | | | 4 Power Receptacles, 2 USB Charging | J, K | EUE1-HFOB-4200 | 991.43 |
| | | | | | | 5 Power Receptacles, 1 Data Port | J, K | EUE1-HFOB-5010 | 847.33 |
| | | | | | | 5 Power Receptacles, 1 USB Charging | J, K | EUE1-HFOB-5100 | 919.38 |
| | | | | | | 6 Power Receptacles | J, K | EUE1-HFOB-6000 | 847.33 |

Electrical Components

Flip Top Unit — Hardwire — Single-Sided

| Width | Bezel Depth | Cord Length | Trim Color | Port Color | Port | Configuration | Flip Top Unit | | |
|------------------|------------------|----------------|----------------|------------|--|---|---------------------|----------------|-----------------|
| | | | | | | | Cutout Code Options | Number | Price |
| 5.31" (135mm) | 4.37" (111mm) | 6' (1829mm) | Clear Anodized | White | 2 | 1 Power Receptacle, 1 Data Port | A, B | EUE1-HFOW-1010 | \$652.48 |
| | | | | | | 1 Power Receptacle, 1 USB Charging | A, B | EUE1-HFOW-1100 | 724.53 |
| | | | | | 4 | 2 Power Receptacles | A, B | EUE1-HFOW-2000 | 652.48 |
| | | | | | | 1 Power Receptacle, 1 Data Port, 1 Cable Bay | F, V | EUE1-HFOW-1012 | \$652.48 |
| | | | | | 1 Power Receptacle, 3 Data Ports | F, V | EUE1-HFOW-1030 | 652.48 | |
| | | | | | 1 Power Receptacle, 1 USB Charging, 1 Cable Bay | F, V | EUE1-HFOW-1102 | 724.53 | |
| | | | | | 1 Power Receptacle, 1 USB Charging, 2 Data Ports | F, V | EUE1-HFOW-1120 | 724.53 | |
| | | | | | 1 Power Receptacle, 3 USB Charging | F, V | EUE1-HFOW-1300 | 868.63 | |
| | | | | | 2 Power Receptacles, 1 Cable Bay | F, V | EUE1-HFOW-2002 | 652.48 | |
| | | | | | 2 Power Receptacles, 2 Data Ports | F, V | EUE1-HFOW-2020 | 652.48 | |
| | | | | | 2 Power Receptacles, 1 USB Charging, 1 Data Port | F, V | EUE1-HFOW-2110 | 724.53 | |
| | | | | | 2 Power Receptacles, 2 USB Charging | F, V | EUE1-HFOW-2200 | 796.58 | |
| | | | | | 3 Power Receptacles, 1 Data Port | F, V | EUE1-HFOW-3010 | 652.48 | |
| | | | | | 3 Power Receptacles, 1 USB Charging | F, V | EUE1-HFOW-3100 | 724.53 | |
| | | | | | 4 Power Receptacles | F, V | EUE1-HFOW-4000 | 652.48 | |
| | | | | | 6 | 1 Power Receptacle, 3 Data Ports, 1 Cable Bay | J, K | EUE1-HFOW-1032 | \$652.48 |
| | | | | | | 1 Power Receptacle, 5 Data Ports | J, K | EUE1-HFOW-1050 | 652.48 |
| | | | | | | 1 Power Receptacle, 1 USB Charging, 2 Data Ports, 1 Cable Bay | J, K | EUE1-HFOW-1122 | 724.53 |
| | | | | | | 1 Power Receptacle, 1 USB Charging, 4 Data Ports | J, K | EUE1-HFOW-1140 | 724.53 |
| | | | | | | 1 Power Receptacle, 2 USB Charging, 1 Data Port, 1 Cable Bay | J, K | EUE1-HFOW-1212 | 796.58 |
| | | | | | | 1 Power Receptacle, 2 USB Charging, 3 Data Ports | J, K | EUE1-HFOW-1230 | 796.58 |
| | | | | | | 1 Power Receptacle, 3 USB Charging, 1 Cable Bay | J, K | EUE1-HFOW-1302 | 868.63 |
| | | | | | | 1 Power Receptacle, 3 USB Charging, 2 Data Ports | J, K | EUE1-HFOW-1320 | 868.63 |
| | | | | | | 2 Power Receptacles, 2 Data Ports, 1 Cable Bay | J, K | EUE1-HFOW-2022 | 652.48 |
| | | | | | | 2 Power Receptacles, 4 Data Ports | J, K | EUE1-HFOW-2040 | 652.48 |
| | | | | | | 2 Power Receptacles, 1 USB Charging, 1 Data Port, 1 Cable Bay | J, K | EUE1-HFOW-2112 | 724.53 |
| | | | | | | 2 Power Receptacles, 1 USB Charging, 3 Data Ports | J, K | EUE1-HFOW-2130 | 724.53 |
| | | | | | | 2 Power Receptacles, 2 USB Charging, 1 Cable Bay | J, K | EUE1-HFOW-2202 | 796.58 |
| | | | | | | 2 Power Receptacles, 2 USB Charging, 2 Data Ports | J, K | EUE1-HFOW-2220 | 796.58 |
| | | | | | | 2 Power Receptacles, 3 USB Charging, 1 Data Port | J, K | EUE1-HFOW-2310 | 868.63 |
| | | | | | | 2 Power Receptacles, 4 USB Charging | J, K | EUE1-HFOW-2400 | 940.68 |
| | | | | | | 3 Power Receptacles, 1 Data Port, 1 Cable Bay | J, K | EUE1-HFOW-3012 | 652.48 |
| | | | | | | 3 Power Receptacles, 3 Data Ports | J, K | EUE1-HFOW-3030 | 652.48 |
| | | | | | | 3 Power Receptacles, 1 USB Charging, 1 Cable Bay | J, K | EUE1-HFOW-3102 | 724.53 |
| | | | | | | 3 Power Receptacles, 1 USB Charging, 2 Data Ports | J, K | EUE1-HFOW-3120 | 724.53 |
| | | | | | | 3 Power Receptacles, 2 USB Charging, 1 Data Port | J, K | EUE1-HFOW-3210 | 796.58 |
| | | | | | | 3 Power Receptacles, 3 USB Charging | J, K | EUE1-HFOW-3300 | 868.63 |
| | | | | | | 4 Power Receptacles, 1 Cable Bay | J, K | EUE1-HFOW-4002 | 652.48 |
| | | | | | | 4 Power Receptacles, 2 Data Ports | J, K | EUE1-HFOW-4020 | 652.48 |
| | | | | | | 4 Power Receptacles, 1 USB Charging, 1 Data Port | J, K | EUE1-HFOW-4110 | 724.53 |
| | | | | | | 4 Power Receptacles, 2 USB Charging | J, K | EUE1-HFOW-4200 | 796.58 |
| | | | | | | 5 Power Receptacles, 1 Data Port | J, K | EUE1-HFOW-5010 | 652.48 |
| | | | | | | 5 Power Receptacles, 1 USB Charging | J, K | EUE1-HFOW-5100 | 724.53 |
| | | | | | 6 Power Receptacles | J, K | EUE1-HFOW-6000 | 652.48 | |

Electrical Components

Flip Top Unit — Hardwire — Single-Sided

| Width | Bezel Depth | Cord Length | Trim Color | Port Color | Port | Configuration | Flip Top Unit Cutout Code Options | Number | Price | | |
|---|------------------|-----------------|----------------|------------|------|---|--|---|----------------|----------------|-----------|
| 5.31" (135mm) | 4.37" (111mm) | 12' (3658mm) | Black Anodized | Black | 2 | 1 Power Receptacle, 1 Data Port | A, B | EUE1-HLOB-1010 | \$ 906.20 | | |
| | | | | | | 1 Power Receptacle, 1 USB Charging | A, B | EUE1-HLOB-1100 | 978.25 | | |
| | | | | | | 2 Power Receptacles | A, B | EUE1-HLOB-2000 | 906.20 | | |
| | | | | | | 4 | 1 Power Receptacle, 1 Data Port, 1 Cable Bay | F, V | EUE1-HLOB-1012 | \$ 906.20 | |
| | | | | | | | 1 Power Receptacle, 3 Data Ports | F, V | EUE1-HLOB-1030 | 906.20 | |
| | | | | | | | 1 Power Receptacle, 1 USB Charging, 1 Cable Bay | F, V | EUE1-HLOB-1102 | 978.25 | |
| | | | | | | | 1 Power Receptacle, 1 USB Charging, 2 Data Ports | F, V | EUE1-HLOB-1120 | 978.25 | |
| | | | | | | | 1 Power Receptacle, 3 USB Charging | F, V | EUE1-HLOB-1300 | 1122.35 | |
| | | | | | | | 2 Power Receptacles, 1 Cable Bay | F, V | EUE1-HLOB-2002 | 906.20 | |
| | | | | | | | 2 Power Receptacles, 2 Data Ports | F, V | EUE1-HLOB-2020 | 906.20 | |
| | | | | | | | 2 Power Receptacles, 1 USB Charging, 1 Data Port | F, V | EUE1-HLOB-2110 | 978.25 | |
| | | | | | | | 2 Power Receptacles, 2 USB Charging | F, V | EUE1-HLOB-2200 | 1050.30 | |
| | | | | | | | 3 Power Receptacles, 1 Data Port | F, V | EUE1-HLOB-3010 | 906.20 | |
| | | | | | | | 3 Power Receptacles, 1 USB Charging | F, V | EUE1-HLOB-3100 | 978.25 | |
| | | | | | | | 4 Power Receptacles | F, V | EUE1-HLOB-4000 | 906.20 | |
| | | | | | | | 6 | 1 Power Receptacle, 3 Data Ports, 1 Cable Bay | J, K | EUE1-HLOB-1032 | \$ 906.20 |
| | | | | | | | | 1 Power Receptacle, 5 Data Ports | J, K | EUE1-HLOB-1050 | 906.20 |
| | | | | | | | | 1 Power Receptacle, 1 USB Charging, 2 Data Ports, 1 Cable Bay | J, K | EUE1-HLOB-1122 | 978.25 |
| | | | | | | | | 1 Power Receptacle, 1 USB Charging, 4 Data Ports | J, K | EUE1-HLOB-1140 | 978.25 |
| | | | | | | | | 1 Power Receptacle, 2 USB Charging, 1 Data Port, 1 Cable Bay | J, K | EUE1-HLOB-1212 | 1050.30 |
| | | | | | | | | 1 Power Receptacle, 2 USB Charging, 3 Data Ports | J, K | EUE1-HLOB-1230 | 1050.30 |
| | | | | | | 1 Power Receptacle, 3 USB Charging, 1 Cable Bay | | J, K | EUE1-HLOB-1302 | 1122.35 | |
| | | | | | | 1 Power Receptacle, 3 USB Charging, 2 Data Ports | | J, K | EUE1-HLOB-1320 | 1122.35 | |
| | | | | | | 2 Power Receptacles, 2 Data Ports, 1 Cable Bay | | J, K | EUE1-HLOB-2022 | 906.20 | |
| | | | | | | 2 Power Receptacles, 4 Data Ports | | J, K | EUE1-HLOB-2040 | 906.20 | |
| | | | | | | 2 Power Receptacles, 1 USB Charging, 1 Data Port, 1 Cable Bay | | J, K | EUE1-HLOB-2112 | 978.25 | |
| | | | | | | 2 Power Receptacles, 1 USB Charging, 3 Data Ports | | J, K | EUE1-HLOB-2130 | 978.25 | |
| | | | | | | 2 Power Receptacles, 2 USB Charging, 1 Cable Bay | | J, K | EUE1-HLOB-2202 | 1050.30 | |
| | | | | | | 2 Power Receptacles, 2 USB Charging, 2 Data Ports | | J, K | EUE1-HLOB-2220 | 1050.30 | |
| | | | | | | 2 Power Receptacles, 3 USB Charging, 1 Data Port | | J, K | EUE1-HLOB-2310 | 1122.35 | |
| | | | | | | 2 Power Receptacles, 4 USB Charging | J, K | EUE1-HLOB-2400 | 1194.40 | | |
| | | | | | | 3 Power Receptacles, 1 Data Port, 1 Cable Bay | J, K | EUE1-HLOB-3012 | 906.20 | | |
| | | | | | | 3 Power Receptacles, 3 Data Ports | J, K | EUE1-HLOB-3030 | 906.20 | | |
| 3 Power Receptacles, 1 USB Charging, 1 Cable Bay | J, K | EUE1-HLOB-3102 | 978.25 | | | | | | | | |
| 3 Power Receptacles, 1 USB Charging, 2 Data Ports | J, K | EUE1-HLOB-3120 | 978.25 | | | | | | | | |
| 3 Power Receptacles, 2 USB Charging, 1 Data Port | J, K | EUE1-HLOB-3210 | 1050.30 | | | | | | | | |
| 3 Power Receptacles, 3 USB Charging | J, K | EUE1-HLOB-3300 | 1122.35 | | | | | | | | |
| 4 Power Receptacles, 1 Cable Bay | J, K | EUE1-HLOB-4002 | 906.20 | | | | | | | | |
| 4 Power Receptacles, 2 Data Ports | J, K | EUE1-HLOB-4020 | 906.20 | | | | | | | | |
| 4 Power Receptacles, 1 USB Charging, 1 Data Port | J, K | EUE1-HLOB-4110 | 978.25 | | | | | | | | |
| 4 Power Receptacles, 2 USB Charging | J, K | EUE1-HLOB-4200 | 1050.30 | | | | | | | | |
| 5 Power Receptacles, 1 Data Port | J, K | EUE1-HLOB-5010 | 906.20 | | | | | | | | |
| 5 Power Receptacles, 1 USB Charging | J, K | EUE1-HLOB-5100 | 978.25 | | | | | | | | |
| 6 Power Receptacles | J, K | EUE1-HLOB-6000 | 906.20 | | | | | | | | |

Electrical Components

Flip Top Unit — Hardwire — Single-Sided

| Width | Bezel Depth | Cord Length | Trim Color | Port Color | Port | Configuration | Flip Top Unit Cutout Code Options | Number | Price |
|------------------|------------------|-----------------|-------------------|------------|------|---|-----------------------------------|----------------|-----------------|
| 5.31" (135mm) | 4.37" (111mm) | 12' (3658mm) | Clear Anodized | White | 2 | 1 Power Receptacle, 1 Data Port | A, B | EUE1-HLOW-1010 | \$711.35 |
| | | | | | | 1 Power Receptacle, 1 USB Charging | A, B | EUE1-HLOW-1100 | 783.40 |
| | | | | | | 2 Power Receptacles | A, B | EUE1-HLOW-2000 | 711.35 |
| | | | | | 4 | 1 Power Receptacle, 1 Data Port, 1 Cable Bay | F, V | EUE1-HLOW-1012 | \$711.35 |
| | | | | | | 1 Power Receptacle, 3 Data Ports | F, V | EUE1-HLOW-1030 | 711.35 |
| | | | | | | 1 Power Receptacle, 1 USB Charging, 1 Cable Bay | F, V | EUE1-HLOW-1102 | 783.40 |
| | | | | | | 1 Power Receptacle, 1 USB Charging, 2 Data Ports | F, V | EUE1-HLOW-1120 | 783.40 |
| | | | | | | 1 Power Receptacle, 3 USB Charging | F, V | EUE1-HLOW-1300 | 927.50 |
| | | | | | | 2 Power Receptacles, 1 Cable Bay | F, V | EUE1-HLOW-2002 | 711.35 |
| | | | | | | 2 Power Receptacles, 2 Data Ports | F, V | EUE1-HLOW-2020 | 711.35 |
| | | | | | | 2 Power Receptacles, 1 USB Charging, 1 Data Port | F, V | EUE1-HLOW-2110 | 783.40 |
| | | | | | | 2 Power Receptacles, 2 USB Charging | F, V | EUE1-HLOW-2200 | 855.45 |
| | | | | | | 3 Power Receptacles, 1 Data Port | F, V | EUE1-HLOW-3010 | 711.35 |
| | | | | | | 3 Power Receptacles, 1 USB Charging | F, V | EUE1-HLOW-3100 | 783.40 |
| | | | | | | 4 Power Receptacles | F, V | EUE1-HLOW-4000 | 711.35 |
| | | | | | 6 | 1 Power Receptacle, 3 Data Ports, 1 Cable Bay | J, K | EUE1-HLOW-1032 | \$711.35 |
| | | | | | | 1 Power Receptacle, 5 Data Ports | J, K | EUE1-HLOW-1050 | 711.35 |
| | | | | | | 1 Power Receptacle, 1 USB Charging, 2 Data Ports, 1 Cable Bay | J, K | EUE1-HLOW-1122 | 783.40 |
| | | | | | | 1 Power Receptacle, 1 USB Charging, 4 Data Ports | J, K | EUE1-HLOW-1140 | 783.40 |
| | | | | | | 1 Power Receptacle, 2 USB Charging, 1 Data Port, 1 Cable Bay | J, K | EUE1-HLOW-1212 | 855.45 |
| | | | | | | 1 Power Receptacle, 2 USB Charging, 3 Data Ports | J, K | EUE1-HLOW-1230 | 855.45 |
| | | | | | | 1 Power Receptacle, 3 USB Charging, 1 Cable Bay | J, K | EUE1-HLOW-1302 | 927.50 |
| | | | | | | 1 Power Receptacle, 3 USB Charging, 2 Data Ports | J, K | EUE1-HLOW-1320 | 927.50 |
| | | | | | | 2 Power Receptacles, 2 Data Ports, 1 Cable Bay | J, K | EUE1-HLOW-2022 | 711.35 |
| | | | | | | 2 Power Receptacles, 4 Data Ports | J, K | EUE1-HLOW-2040 | 711.35 |
| | | | | | | 2 Power Receptacles, 1 USB Charging, 1 Data Port, 1 Cable Bay | J, K | EUE1-HLOW-2112 | 783.40 |
| | | | | | | 2 Power Receptacles, 1 USB Charging, 3 Data Ports | J, K | EUE1-HLOW-2130 | 783.40 |
| | | | | | | 2 Power Receptacles, 2 USB Charging, 1 Cable Bay | J, K | EUE1-HLOW-2202 | 855.45 |
| | | | | | | 2 Power Receptacles, 2 USB Charging, 2 Data Ports | J, K | EUE1-HLOW-2220 | 855.45 |
| | | | | | | 2 Power Receptacles, 3 USB Charging, 1 Data Port | J, K | EUE1-HLOW-2310 | 927.50 |
| | | | | | | 2 Power Receptacles, 4 USB Charging | J, K | EUE1-HLOW-2400 | 999.55 |
| | | | | | | 3 Power Receptacles, 1 Data Port, 1 Cable Bay | J, K | EUE1-HLOW-3012 | 711.35 |
| | | | | | | 3 Power Receptacles, 3 Data Ports | J, K | EUE1-HLOW-3030 | 711.35 |
| | | | | | | 3 Power Receptacles, 1 USB Charging, 1 Cable Bay | J, K | EUE1-HLOW-3102 | 783.40 |
| | | | | | | 3 Power Receptacles, 1 USB Charging, 2 Data Ports | J, K | EUE1-HLOW-3120 | 783.40 |
| | | | | | | 3 Power Receptacles, 2 USB Charging, 1 Data Port | J, K | EUE1-HLOW-3210 | 855.45 |
| | | | | | | 3 Power Receptacles, 3 USB Charging | J, K | EUE1-HLOW-3300 | 927.50 |
| | | | | | | 4 Power Receptacles, 1 Cable Bay | J, K | EUE1-HLOW-4002 | 711.35 |
| | | | | | | 4 Power Receptacles, 2 Data Ports | J, K | EUE1-HLOW-4020 | 711.35 |
| | | | | | | 4 Power Receptacles, 1 USB Charging, 1 Data Port | J, K | EUE1-HLOW-4110 | 783.40 |
| | | | | | | 4 Power Receptacles, 2 USB Charging | J, K | EUE1-HLOW-4200 | 855.45 |
| | | | | | | 5 Power Receptacles, 1 Data Port | J, K | EUE1-HLOW-5010 | 711.35 |
| | | | | | | 5 Power Receptacles, 1 USB Charging | J, K | EUE1-HLOW-5100 | 783.40 |
| | | | | | | 6 Power Receptacles | J, K | EUE1-HLOW-6000 | 711.35 |

This page intentionally blank

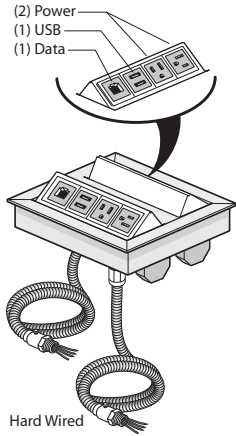
Electrical Components

Flip Top Unit — Hardwire — Double-Sided

Power, Data and USB

4-Port:

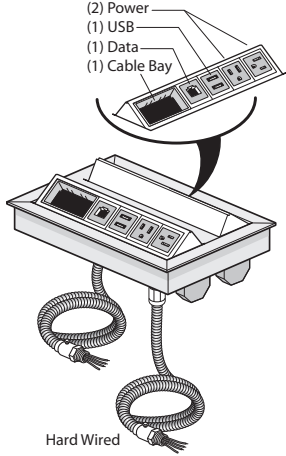
- (2) Power
- (1) USB
- (1) Data



Hard Wired
EUE2-HF0B-2110

6-Port:

- (2) Power
- (1) USB
- (1) Data
- (1) Cable Bay



Hard Wired
EUE2-HF0B-1212



Features

- Includes bezel and two flip top modules, each with 2, 4 or 6 ports that can be configured with simplex outlets (NEMA-5-15R), USB charging port (with two USB outlets), data ports or cable bay(s) that can accept up to 2 pull out data/AV cables and mounting hardware.
- Data port accommodate most varieties of field supplied data/AV jacks.
- Each flip top module within the bezel provided with 6'(1829mm) or 12'(3658mm) long flexible metal conduit feed, 0.5"(13mm) conduit fitting and wires for hardwire connection.
- USB Charging Port consists of two USB 2.0 style A outlets. 4 Amp (shared) charging capacity.
- Flip top frame is flush mounted with two spring release flip module(s).
- Flip top unit overall height is 2.75"(70mm) and will extend below the table tops.
- Color option of black anodized housing with black receptacles or clear anodized housing with white receptacles.
- Ships assembled.

Specification Tips

- **Configuration and quantity of power and data ports cannot be modified in the field.**
- **For use with 120 volt 60 hertz power source only.**
- Note two conduit feeds are provided from the double-sided flip top unit.
- Requires field installation.
- Specify factory cut hole or field cut hole as required.
- Specify AV cables separately.
- Cable Bay requires cables less than 0.3"(7.6mm) diameter.
- Application may require approval of local authority having jurisdiction (AHJ); ensure compliance before placing orders and installation.

To Order, Specify:

- 1) Product number.
(No finish specification required.)

Note: Order flip top units to match flip top unit cutout option specified for each top (M/P or Q/V).

Electrical Components

Flip Top Unit — Hardwire — Double-Sided

| Width | Bezel Depth | Cord Length | Trim Color | Port Color | Port | Configuration | Flip Top Unit Cutout Code Options | Number | Price | |
|---------------------|---------------|----------------|----------------|------------|---|--|---|----------------|------------------|------------------|
| 5.31" (135mm) | 8" (203mm) | 6' (1829mm) | Black Anodized | Black | 4 | 1 Power Receptacle, 1 Data Port, 1 Cable Bay | M, P | EUE2-HFOB-1012 | \$1496.21 | |
| | | | | | | 1 Power Receptacle, 3 Data Ports | M, P | EUE2-HFOB-1030 | 1496.21 | |
| | | | | | | 1 Power Receptacle, 1 USB Charging, 1 Cable Bay | M, P | EUE2-HFOB-1102 | 1568.26 | |
| | | | | | | 1 Power Receptacle, 1 USB Charging, 2 Data Ports | M, P | EUE2-HFOB-1120 | 1568.26 | |
| | | | | | | 1 Power Receptacle, 3 USB Charging | M, P | EUE2-HFOB-1300 | 1712.36 | |
| | | | | | | 2 Power Receptacles, 1 Cable Bay | M, P | EUE2-HFOB-2002 | 1496.21 | |
| | | | | | | 2 Power Receptacles, 2 Data Ports | M, P | EUE2-HFOB-2020 | 1496.21 | |
| | | | | | | 2 Power Receptacles, 1 USB Charging, 1 Data Port | M, P | EUE2-HFOB-2110 | 1568.26 | |
| | | | | | | 2 Power Receptacles, 2 USB Charging | M, P | EUE2-HFOB-2200 | 1640.31 | |
| | | | | | | 3 Power Receptacles, 1 Data Port | M, P | EUE2-HFOB-3010 | 1496.21 | |
| | | | | | | 3 Power Receptacles, 1 USB Charging | M, P | EUE2-HFOB-3100 | 1568.26 | |
| | | | | | | 4 Power Receptacles | M, P | EUE2-HFOB-4000 | 1496.21 | |
| | | | | | | 6 | 1 Power Receptacle, 3 Data Ports, 1 Cable Bay | Q, V | EUE2-HFOB-1032 | \$1496.21 |
| | | | | | | | 1 Power Receptacle, 5 Data Ports | Q, V | EUE2-HFOB-1050 | 1496.21 |
| | | | | | | | 1 Power Receptacle, 1 USB Charging, 2 Data Ports, 1 Cable Bay | Q, V | EUE2-HFOB-1122 | 1568.26 |
| | | | | | | | 1 Power Receptacle, 1 USB Charging, 4 Data Ports | Q, V | EUE2-HFOB-1140 | 1568.26 |
| | | | | | | | 1 Power Receptacle, 2 USB Charging, 1 Data Port, 1 Cable Bay | Q, V | EUE2-HFOB-1212 | 1640.31 |
| | | | | | | | 1 Power Receptacle, 2 USB Charging, 3 Data Ports | Q, V | EUE2-HFOB-1230 | 1640.31 |
| | | | | | | | 1 Power Receptacle, 3 USB Charging, 1 Cable Bay | Q, V | EUE2-HFOB-1302 | 1712.36 |
| | | | | | | | 1 Power Receptacle, 3 USB Charging, 2 Data Ports | Q, V | EUE2-HFOB-1320 | 1712.36 |
| | | | | | 2 Power Receptacles, 2 Data Ports, 1 Cable Bay | | Q, V | EUE2-HFOB-2022 | 1496.21 | |
| | | | | | 2 Power Receptacles, 4 Data Ports | | Q, V | EUE2-HFOB-2040 | 1496.21 | |
| | | | | | 2 Power Receptacles, 1 USB Charging, 1 Data Port, 1 Cable Bay | | Q, V | EUE2-HFOB-2112 | 1568.26 | |
| | | | | | 2 Power Receptacles, 1 USB Charging, 3 Data Ports | | Q, V | EUE2-HFOB-2130 | 1568.26 | |
| | | | | | 2 Power Receptacles, 2 USB Charging, 1 Cable Bay | | Q, V | EUE2-HFOB-2202 | 1640.31 | |
| | | | | | 2 Power Receptacles, 2 USB Charging, 2 Data Ports | | Q, V | EUE2-HFOB-2220 | 1640.31 | |
| | | | | | 2 Power Receptacles, 3 USB Charging, 1 Data Port | | Q, V | EUE2-HFOB-2310 | 1712.36 | |
| | | | | | 2 Power Receptacles, 4 USB Charging | | Q, V | EUE2-HFOB-2400 | 1784.41 | |
| | | | | | 3 Power Receptacles, 1 Data Port, 1 Cable Bay | | Q, V | EUE2-HFOB-3012 | 1496.21 | |
| | | | | | 3 Power Receptacles, 3 Data Ports | | Q, V | EUE2-HFOB-3030 | 1496.21 | |
| | | | | | 3 Power Receptacles, 1 USB Charging, 1 Cable Bay | | Q, V | EUE2-HFOB-3102 | 1568.26 | |
| | | | | | 3 Power Receptacles, 1 USB Charging, 2 Data Ports | | Q, V | EUE2-HFOB-3120 | 1568.26 | |
| | | | | | 3 Power Receptacles, 2 USB Charging, 1 Data Port | Q, V | EUE2-HFOB-3210 | 1640.31 | | |
| | | | | | 3 Power Receptacles, 3 USB Charging | Q, V | EUE2-HFOB-3300 | 1712.36 | | |
| | | | | | 4 Power Receptacles, 1 Cable Bay | Q, V | EUE2-HFOB-4002 | 1496.21 | | |
| | | | | | 4 Power Receptacles, 2 Data Ports | Q, V | EUE2-HFOB-4020 | 1496.21 | | |
| | | | | | 4 Power Receptacles, 1 USB Charging, 1 Data Port | Q, V | EUE2-HFOB-4110 | 1568.26 | | |
| | | | | | 4 Power Receptacles, 2 USB Charging | Q, V | EUE2-HFOB-4200 | 1640.31 | | |
| | | | | | 5 Power Receptacles, 1 Data Port | Q, V | EUE2-HFOB-5010 | 1496.21 | | |
| | | | | | 5 Power Receptacles, 1 USB Charging | Q, V | EUE2-HFOB-5100 | 1568.26 | | |
| 6 Power Receptacles | Q, V | EUE2-HFOB-6000 | 1496.21 | | | | | | | |

Electrical Components

Flip Top Unit — Hardwire — Double-Sided

| Width | Bezel Depth | Cord Length | Trim Color | Port Color | Port | Configuration | Flip Top Unit Cutout Code Options | Number | Price |
|---|---------------|----------------|-------------------|------------|------|---|-----------------------------------|----------------|------------------|
| 5.31" (135mm) | 8" (203mm) | 6' (1829mm) | Clear Anodized | White | 4 | 1 Power Receptacle, 1 Data Port, 1 Cable Bay | M, P | EUE2-HF0W-1012 | \$1301.36 |
| | | | | | | 1 Power Receptacle, 3 Data Ports | M, P | EUE2-HF0W-1030 | 1301.36 |
| | | | | | | 1 Power Receptacle, 1 USB Charging, 1 Cable Bay | M, P | EUE2-HF0W-1102 | 1373.41 |
| | | | | | | 1 Power Receptacle, 1 USB Charging, 2 Data Ports | M, P | EUE2-HF0W-1120 | 1373.41 |
| | | | | | | 1 Power Receptacle, 3 USB Charging | M, P | EUE2-HF0W-1300 | 1517.51 |
| | | | | | | 2 Power Receptacles, 1 Cable Bay | M, P | EUE2-HF0W-2002 | 1301.36 |
| | | | | | | 2 Power Receptacles, 2 Data Ports | M, P | EUE2-HF0W-2020 | 1301.36 |
| | | | | | | 2 Power Receptacles, 1 USB Charging, 1 Data Port | M, P | EUE2-HF0W-2110 | 1373.41 |
| | | | | | | 2 Power Receptacles, 2 USB Charging | M, P | EUE2-HF0W-2200 | 1445.46 |
| | | | | | | 3 Power Receptacles, 1 Data Port | M, P | EUE2-HF0W-3010 | 1301.36 |
| | | | | | | 3 Power Receptacles, 1 USB Charging | M, P | EUE2-HF0W-3100 | 1373.41 |
| | | | | | | 4 Power Receptacles | M, P | EUE2-HF0W-4000 | 1301.36 |
| | | | | | 6 | 1 Power Receptacle, 3 Data Ports, 1 Cable Bay | Q, V | EUE2-HF0W-1032 | \$1301.36 |
| | | | | | | 1 Power Receptacle, 5 Data Ports | Q, V | EUE2-HF0W-1050 | 1301.36 |
| | | | | | | 1 Power Receptacle, 1 USB Charging, 2 Data Ports, 1 Cable Bay | Q, V | EUE2-HF0W-1122 | 1373.41 |
| | | | | | | 1 Power Receptacle, 1 USB Charging, 4 Data Ports | Q, V | EUE2-HF0W-1140 | 1373.41 |
| | | | | | | 1 Power Receptacle, 2 USB Charging, 1 Data Port, 1 Cable Bay | Q, V | EUE2-HF0W-1212 | 1445.46 |
| | | | | | | 1 Power Receptacle, 2 USB Charging, 3 Data Ports | Q, V | EUE2-HF0W-1230 | 1445.46 |
| | | | | | | 1 Power Receptacle, 3 USB Charging, 1 Cable Bay | Q, V | EUE2-HF0W-1302 | 1517.51 |
| | | | | | | 1 Power Receptacle, 3 USB Charging, 2 Data Ports | Q, V | EUE2-HF0W-1320 | 1517.51 |
| | | | | | | 2 Power Receptacles, 2 Data Ports, 1 Cable Bay | Q, V | EUE2-HF0W-2022 | 1301.36 |
| | | | | | | 2 Power Receptacles, 4 Data Ports | Q, V | EUE2-HF0W-2040 | 1301.36 |
| | | | | | | 2 Power Receptacles, 1 USB Charging, 1 Data Port, 1 Cable Bay | Q, V | EUE2-HF0W-2112 | 1373.41 |
| | | | | | | 2 Power Receptacles, 1 USB Charging, 3 Data Ports | Q, V | EUE2-HF0W-2130 | 1373.41 |
| | | | | | | 2 Power Receptacles, 2 USB Charging, 1 Cable Bay | Q, V | EUE2-HF0W-2202 | 1445.46 |
| | | | | | | 2 Power Receptacles, 2 USB Charging, 2 Data Ports | Q, V | EUE2-HF0W-2220 | 1445.46 |
| | | | | | | 2 Power Receptacles, 3 USB Charging, 1 Data Port | Q, V | EUE2-HF0W-2310 | 1517.51 |
| | | | | | | 2 Power Receptacles, 4 USB Charging | Q, V | EUE2-HF0W-2400 | 1589.56 |
| 3 Power Receptacles, 1 Data Port, 1 Cable Bay | Q, V | EUE2-HF0W-3012 | 1301.36 | | | | | | |
| 3 Power Receptacles, 3 Data Ports | Q, V | EUE2-HF0W-3030 | 1301.36 | | | | | | |
| 3 Power Receptacles, 1 USB Charging, 1 Cable Bay | Q, V | EUE2-HF0W-3102 | 1373.41 | | | | | | |
| 3 Power Receptacles, 1 USB Charging, 2 Data Ports | Q, V | EUE2-HF0W-3120 | 1373.41 | | | | | | |
| 3 Power Receptacles, 2 USB Charging, 1 Data Port | Q, V | EUE2-HF0W-3210 | 1445.46 | | | | | | |
| 3 Power Receptacles, 3 USB Charging | Q, V | EUE2-HF0W-3300 | 1517.51 | | | | | | |
| 4 Power Receptacles, 1 Cable Bay | Q, V | EUE2-HF0W-4002 | 1301.36 | | | | | | |
| 4 Power Receptacles, 2 Data Ports | Q, V | EUE2-HF0W-4020 | 1301.36 | | | | | | |
| 4 Power Receptacles, 1 USB Charging, 1 Data Port | Q, V | EUE2-HF0W-4110 | 1373.41 | | | | | | |
| 4 Power Receptacles, 2 USB Charging | Q, V | EUE2-HF0W-4200 | 1445.46 | | | | | | |
| 5 Power Receptacles, 1 Data Port | Q, V | EUE2-HF0W-5010 | 1301.36 | | | | | | |
| 5 Power Receptacles, 1 USB Charging | Q, V | EUE2-HF0W-5100 | 1373.41 | | | | | | |
| 6 Power Receptacles | Q, V | EUE2-HF0W-6000 | 1301.36 | | | | | | |

Electrical Components

Flip Top Unit — Hardwire — Double-Sided

| Width | Bezel Depth | Cord Length | Trim Color | Port Color | Port | Configuration | Flip Top Unit Cutout Code Options | Number | Price | |
|---------------------|---------------|-----------------|----------------|------------|---|--|---|----------------|----------------|-----------|
| 5.31" (135mm) | 8" (203mm) | 12' (3658mm) | Black Anodized | Black | 4 | 1 Power Receptacle, 1 Data Port, 1 Cable Bay | M, P | EUE2-HLOB-1012 | \$1555.08 | |
| | | | | | | 1 Power Receptacle, 3 Data Ports | M, P | EUE2-HLOB-1030 | 1555.08 | |
| | | | | | | 1 Power Receptacle, 1 USB Charging, 1 Cable Bay | M, P | EUE2-HLOB-1102 | 1627.13 | |
| | | | | | | 1 Power Receptacle, 1 USB Charging, 2 Data Ports | M, P | EUE2-HLOB-1120 | 1627.13 | |
| | | | | | | 1 Power Receptacle, 3 USB Charging | M, P | EUE2-HLOB-1300 | 1771.23 | |
| | | | | | | 2 Power Receptacles, 1 Cable Bay | M, P | EUE2-HLOB-2002 | 1555.08 | |
| | | | | | | 2 Power Receptacles, 2 Data Ports | M, P | EUE2-HLOB-2020 | 1555.08 | |
| | | | | | | 2 Power Receptacles, 1 USB Charging, 1 Data Port | M, P | EUE2-HLOB-2110 | 1627.13 | |
| | | | | | | 2 Power Receptacles, 2 USB Charging | M, P | EUE2-HLOB-2200 | 1699.18 | |
| | | | | | | 3 Power Receptacles, 1 Data Port | M, P | EUE2-HLOB-3010 | 1555.08 | |
| | | | | | | 3 Power Receptacles, 1 USB Charging | M, P | EUE2-HLOB-3100 | 1627.13 | |
| | | | | | | 4 Power Receptacles | M, P | EUE2-HLOB-4000 | 1555.08 | |
| | | | | | | 6 | 1 Power Receptacle, 3 Data Ports, 1 Cable Bay | Q, V | EUE2-HLOB-1032 | \$1555.08 |
| | | | | | | | 1 Power Receptacle, 5 Data Ports | Q, V | EUE2-HLOB-1050 | 1555.08 |
| | | | | | | | 1 Power Receptacle, 1 USB Charging, 2 Data Ports, 1 Cable Bay | Q, V | EUE2-HLOB-1122 | 1627.13 |
| | | | | | | | 1 Power Receptacle, 1 USB Charging, 4 Data Ports | Q, V | EUE2-HLOB-1140 | 1627.13 |
| | | | | | | | 1 Power Receptacle, 2 USB Charging, 1 Data Port, 1 Cable Bay | Q, V | EUE2-HLOB-1212 | 1699.18 |
| | | | | | | | 1 Power Receptacle, 2 USB Charging, 3 Data Ports | Q, V | EUE2-HLOB-1230 | 1699.18 |
| | | | | | | | 1 Power Receptacle, 3 USB Charging, 1 Cable Bay | Q, V | EUE2-HLOB-1302 | 1771.23 |
| | | | | | | | 1 Power Receptacle, 3 USB Charging, 2 Data Ports | Q, V | EUE2-HLOB-1320 | 1771.23 |
| | | | | | 2 Power Receptacles, 2 Data Ports, 1 Cable Bay | | Q, V | EUE2-HLOB-2022 | 1555.08 | |
| | | | | | 2 Power Receptacles, 4 Data Ports | | Q, V | EUE2-HLOB-2040 | 1555.08 | |
| | | | | | 2 Power Receptacles, 1 USB Charging, 1 Data Port, 1 Cable Bay | | Q, V | EUE2-HLOB-2112 | 1627.13 | |
| | | | | | 2 Power Receptacles, 1 USB Charging, 3 Data Ports | | Q, V | EUE2-HLOB-2130 | 1627.13 | |
| | | | | | 2 Power Receptacles, 2 USB Charging, 1 Cable Bay | | Q, V | EUE2-HLOB-2202 | 1699.18 | |
| | | | | | 2 Power Receptacles, 2 USB Charging, 2 Data Ports | | Q, V | EUE2-HLOB-2220 | 1699.18 | |
| | | | | | 2 Power Receptacles, 3 USB Charging, 1 Data Port | | Q, V | EUE2-HLOB-2310 | 1771.23 | |
| | | | | | 2 Power Receptacles, 4 USB Charging | | Q, V | EUE2-HLOB-2400 | 1843.28 | |
| | | | | | 3 Power Receptacles, 1 Data Port, 1 Cable Bay | | Q, V | EUE2-HLOB-3012 | 1555.08 | |
| | | | | | 3 Power Receptacles, 3 Data Ports | | Q, V | EUE2-HLOB-3030 | 1555.08 | |
| | | | | | 3 Power Receptacles, 1 USB Charging, 1 Cable Bay | | Q, V | EUE2-HLOB-3102 | 1627.13 | |
| | | | | | 3 Power Receptacles, 1 USB Charging, 2 Data Ports | | Q, V | EUE2-HLOB-3120 | 1627.13 | |
| | | | | | 3 Power Receptacles, 2 USB Charging, 1 Data Port | Q, V | EUE2-HLOB-3210 | 1699.18 | | |
| | | | | | 3 Power Receptacles, 3 USB Charging | Q, V | EUE2-HLOB-3300 | 1771.23 | | |
| | | | | | 4 Power Receptacles, 1 Cable Bay | Q, V | EUE2-HLOB-4002 | 1555.08 | | |
| | | | | | 4 Power Receptacles, 2 Data Ports | Q, V | EUE2-HLOB-4020 | 1555.08 | | |
| | | | | | 4 Power Receptacles, 1 USB Charging, 1 Data Port | Q, V | EUE2-HLOB-4110 | 1627.13 | | |
| | | | | | 4 Power Receptacles, 2 USB Charging | Q, V | EUE2-HLOB-4200 | 1699.18 | | |
| | | | | | 5 Power Receptacles, 1 Data Port | Q, V | EUE2-HLOB-5010 | 1555.08 | | |
| | | | | | 5 Power Receptacles, 1 USB Charging | Q, V | EUE2-HLOB-5100 | 1627.13 | | |
| 6 Power Receptacles | Q, V | EUE2-HLOB-6000 | 1555.08 | | | | | | | |

Electrical Components

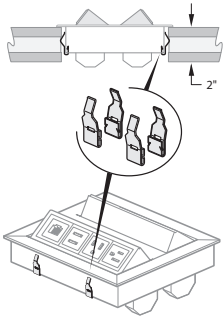
Flip Top Unit — Hardwire — Double-Sided

| Width | Bezel Depth | Cord Length | Trim Color | Port Color | Port | Configuration | Flip Top Unit Cutout Code Options | Number | Price |
|---|---------------|-----------------|-------------------|------------|---|--|---|----------------|------------------|
| 5.31" (135mm) | 8" (203mm) | 12' (3658mm) | Clear Anodized | White | 4 | 1 Power Receptacle, 1 Data Port, 1 Cable Bay | M, P | EUE2-HLOW-1012 | \$1360.23 |
| | | | | | | 1 Power Receptacle, 3 Data Ports | M, P | EUE2-HLOW-1030 | 1360.23 |
| | | | | | | 1 Power Receptacle, 1 USB Charging, 1 Cable Bay | M, P | EUE2-HLOW-1102 | 1432.28 |
| | | | | | | 1 Power Receptacle, 1 USB Charging, 2 Data Ports | M, P | EUE2-HLOW-1120 | 1432.28 |
| | | | | | | 1 Power Receptacle, 3 USB Charging | M, P | EUE2-HLOW-1300 | 1576.38 |
| | | | | | | 2 Power Receptacles, 1 Cable Bay | M, P | EUE2-HLOW-2002 | 1360.23 |
| | | | | | | 2 Power Receptacles, 2 Data Ports | M, P | EUE2-HLOW-2020 | 1360.23 |
| | | | | | | 2 Power Receptacles, 1 USB Charging, 1 Data Port | M, P | EUE2-HLOW-2110 | 1432.28 |
| | | | | | | 2 Power Receptacles, 2 USB Charging | M, P | EUE2-HLOW-2200 | 1504.33 |
| | | | | | | 3 Power Receptacles, 1 Data Port | M, P | EUE2-HLOW-3010 | 1360.23 |
| | | | | | | 3 Power Receptacles, 1 USB Charging | M, P | EUE2-HLOW-3100 | 1432.28 |
| | | | | | | 4 Power Receptacles | M, P | EUE2-HLOW-4000 | 1360.23 |
| | | | | | | 6 | 1 Power Receptacle, 3 Data Ports, 1 Cable Bay | Q, V | EUE2-HLOW-1032 |
| | | | | | 1 Power Receptacle, 5 Data Ports | | Q, V | EUE2-HLOW-1050 | 1360.23 |
| | | | | | 1 Power Receptacle, 1 USB Charging, 2 Data Ports, 1 Cable Bay | | Q, V | EUE2-HLOW-1122 | 1432.28 |
| | | | | | 1 Power Receptacle, 1 USB Charging, 4 Data Ports | | Q, V | EUE2-HLOW-1140 | 1432.28 |
| | | | | | 1 Power Receptacle, 2 USB Charging, 1 Data Port, 1 Cable Bay | | Q, V | EUE2-HLOW-1212 | 1504.33 |
| | | | | | 1 Power Receptacle, 2 USB Charging, 3 Data Ports | | Q, V | EUE2-HLOW-1230 | 1504.33 |
| | | | | | 1 Power Receptacle, 3 USB Charging, 1 Cable Bay | | Q, V | EUE2-HLOW-1302 | 1576.38 |
| | | | | | 1 Power Receptacle, 3 USB Charging, 2 Data Ports | | Q, V | EUE2-HLOW-1320 | 1576.38 |
| | | | | | 2 Power Receptacles, 2 Data Ports, 1 Cable Bay | | Q, V | EUE2-HLOW-2022 | 1360.23 |
| | | | | | 2 Power Receptacles, 4 Data Ports | | Q, V | EUE2-HLOW-2040 | 1360.23 |
| | | | | | 2 Power Receptacles, 1 USB Charging, 1 Data Port, 1 Cable Bay | | Q, V | EUE2-HLOW-2112 | 1432.28 |
| | | | | | 2 Power Receptacles, 1 USB Charging, 3 Data Ports | | Q, V | EUE2-HLOW-2130 | 1432.28 |
| | | | | | 2 Power Receptacles, 2 USB Charging, 1 Cable Bay | | Q, V | EUE2-HLOW-2202 | 1504.33 |
| | | | | | 2 Power Receptacles, 2 USB Charging, 2 Data Ports | | Q, V | EUE2-HLOW-2220 | 1504.33 |
| | | | | | 2 Power Receptacles, 3 USB Charging, 1 Data Port | | Q, V | EUE2-HLOW-2310 | 1576.38 |
| | | | | | 2 Power Receptacles, 4 USB Charging | Q, V | EUE2-HLOW-2400 | 1648.43 | |
| 3 Power Receptacles, 1 Data Port, 1 Cable Bay | Q, V | EUE2-HLOW-3012 | 1360.23 | | | | | | |
| 3 Power Receptacles, 3 Data Ports | Q, V | EUE2-HLOW-3030 | 1360.23 | | | | | | |
| 3 Power Receptacles, 1 USB Charging, 1 Cable Bay | Q, V | EUE2-HLOW-3102 | 1432.28 | | | | | | |
| 3 Power Receptacles, 1 USB Charging, 2 Data Ports | Q, V | EUE2-HLOW-3120 | 1432.28 | | | | | | |
| 3 Power Receptacles, 2 USB Charging, 1 Data Port | Q, V | EUE2-HLOW-3210 | 1504.33 | | | | | | |
| 3 Power Receptacles, 3 USB Charging | Q, V | EUE2-HLOW-3300 | 1576.38 | | | | | | |
| 4 Power Receptacles, 1 Cable Bay | Q, V | EUE2-HLOW-4002 | 1360.23 | | | | | | |
| 4 Power Receptacles, 2 Data Ports | Q, V | EUE2-HLOW-4020 | 1360.23 | | | | | | |
| 4 Power Receptacles, 1 USB Charging, 1 Data Port | Q, V | EUE2-HLOW-4110 | 1432.28 | | | | | | |
| 4 Power Receptacles, 2 USB Charging | Q, V | EUE2-HLOW-4200 | 1504.33 | | | | | | |
| 5 Power Receptacles, 1 Data Port | Q, V | EUE2-HLOW-5010 | 1360.23 | | | | | | |
| 5 Power Receptacles, 1 USB Charging | Q, V | EUE2-HLOW-5100 | 1432.28 | | | | | | |
| 6 Power Receptacles | Q, V | EUE2-HLOW-6000 | 1360.23 | | | | | | |

Electrical Components

Flip Top Power Module Clips

| | Width | Height | Number | Price |
|--|--------------|---------------|---------------|--------------|
| Mounting Clip for Flip Top Unit | 0.5"(1mm) | 2"(51mm) | EUMC-0201 | \$112.52 |



EUMC-0201

Features

- Includes twelve brackets.
- For mounting Flip Top Unit in 2"(51mm) hollow core top.
- Four brackets required per Flip Top Unit.

Specification Tip

- Required for Flip Top Unit on the 2"(51mm) core worksurface.

To Order, Specify:

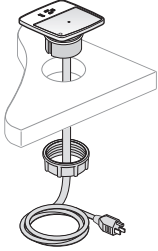
- 1) Product number.
(No finish specification required.)

Electrical Components

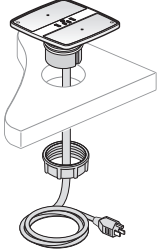
Wireless Charging Module

Wireless Charging Module

EUWC-PFOB-11001



EUWC-PFOB-12002



EUWC-PFOB
EUWC-PFOW
EUWC-HLOB
EUWC-HLOW



Features

- Includes power module with simplex outlet (NEMA-15R), one or two USB charging simplex or one or two charging Qi pads with soft touch plastic inserts and mounting hardware.
- 5 Watt Qi charging coil.
- Corded power module with 15 amp - 6'(1829mm) or 12'(3658mm) long cord with plug (NEMA 5-15P).
- Hardwired power module with 12'(3658mm) long flexible metal conduit feed, 1/2"(13mm) conduit fitting and wires for hardwire connection.
- USB Charging Port consists of one 5V USB 2.0 style A outlet. 2 Amp (shared) charging capacity.
- Attaches to 1"(25mm) to 1 1/2"(38mm) thick surface with use of included mounting brackets.
- Color option of black or white plastic face.

Specification Tips

- **Not for use with 2"(51mm) thick tops.**
- Configuration and quantity of power and USB ports cannot be modified in the field.
- For use with 120 volt 60 hertz power source only.
- Requires field installation.
- Requires field cut 3"(76mm) diameter access hole for power cord/conduit routing.
- Application may require approval of local authority having jurisdiction (AHJ); ensure compliance before placing orders and installation.
- Separately specified:
 - Horizontal and Vertical Wire Management

To Order, Specify:


- 1) Product number.
(No finish specification required.)

| Width | Depth | Cord Length | Housing Color | Port | Configuration | Number | Price |
|-----------------|---------------|-------------|---------------|------|--|-----------------|-----------------|
| Corded | | | | | | | |
| 5 1/2"(140mm) | 5 1/2"(140mm) | 6'(1829mm) | Black | | 1 Power Receptacle, 1 USB Charging, 1 Charging Pad | EUWC-PFOB-11001 | \$402.41 |
| | | | | | 1 Power Receptacle, 2 USB Charging, 2 Charging Pad | EUWC-PFOB-12002 | 718.83 |
| | | | White | | 1 Power Receptacle, 1 USB Charging, 1 Charging Pad | EUWC-PFOW-11001 | 402.41 |
| | | | | | 1 Power Receptacle, 2 USB Charging, 2 Charging Pad | EUWC-PFOW-12002 | 718.83 |
| 9"(229mm) | 5 1/2"(140mm) | 12'(3658mm) | Black | | 1 Power Receptacle, 1 USB Charging, 1 Charging Pad | EUWC-PL0B-11001 | \$459.03 |
| | | | | | 1 Power Receptacle, 2 USB Charging, 2 Charging Pad | EUWC-PL0B-12002 | 775.45 |
| | | | White | | 1 Power Receptacle, 1 USB Charging, 1 Charging Pad | EUWC-PL0W-11001 | 459.03 |
| | | | | | 1 Power Receptacle, 2 USB Charging, 2 Charging Pad | EUWC-PL0W-12002 | 775.45 |
| Hardwire | | | | | | | |
| 9"(229mm) | 5 1/2"(140mm) | 12'(3658mm) | Black | | 1 Power Receptacle, 1 USB Charging, 1 Charging Pad | EUWC-HLOB-11001 | \$530.00 |
| | | | | | 1 Power Receptacle, 2 USB Charging, 2 Charging Pad | EUWC-HLOB-12002 | 846.42 |
| | | | White | | 1 Power Receptacle, 1 USB Charging, 1 Charging Pad | EUWC-HLOW-11001 | 530.00 |
| | | | | | 1 Power Receptacle, 2 USB Charging, 2 Charging Pad | EUWC-HLOW-12002 | 846.42 |


Electrical Components

Cables

| | Length | Description | Color | Number | Price |
|--|----------------------------|-------------|--|-------------|-----------------|
| Cables | HDMI Coupler | | | | |
| | N/A | HDMI | Black | EUDX-H000-B | \$149.11 |
| | N/A | HDMI | White | EUDX-H000-W | 149.11 |
| | VGA Cable | | | | |
| | 120"(3048mm) | VGA | Black | EUDX-V000-B | \$178.93 |
| | | VGA | White | EUDX-V000-W | 178.93 |
| | Audio Cable — 3.5mm | | | | |
| | 120"(3048mm) | VGA | Black | EUDX-3000-B | \$ 41.76 |
| | | VGA | White | EUDX-3000-W | 41.76 |
| | Features | | | | |
| <ul style="list-style-type: none"> Includes one black HDMI Coupler, one VGA cable or one 3.5mm mini audio cable. Installs in an open data port in one of the following products: <ul style="list-style-type: none"> –Flip Top Unit –Double Sided Flip Top Unit –Quick Connect Power –Workware Interface Module –Flush Mount Module –Enhanced Power Module | | | To Order, Specify: 1) Product number. (No finish specification required.) | | |
| Specification Tips | | | | | |
| <ul style="list-style-type: none"> Provides communication between components: i.e. laptop, processor, monitor, etc. HDMI transmits digital video signals. VGA transmits analog video signals without audio. | | | | | |



EUDX-H000-B

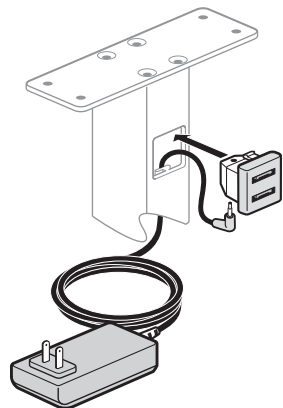


EUDX-V000-B



EUDX-3000-B

| | | | | | |
|---|-------------|--|--|-------------|-----------------|
| Retrofit USB Charging Cable | 72"(1829mm) | | Black | EUDX-U000-B | \$137.36 |
| | | | White | EUDX-U000-W | 137.36 |
| Features | | | | | |
| <ul style="list-style-type: none"> Includes one USB charging simplex (with two USB outlets) with 72"(1829mm) cord and power supply. Installs in an open data port in one of the following products: <ul style="list-style-type: none"> –Flip Top Unit –Double Sided Flip Top Unit –Quick Connect Power –Workware Interface Module –Flush Mount Module –Enhanced Power Module USB Charging Port consists of 2 USB outlets. 1,000mA of charging power per USB outlet. | | | To Order, Specify: 1) Product number. (No finish specification required.) | | |

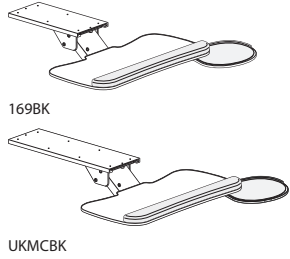


EUDX-U000-B



Ergotron Keyboard Tray

| | Description | Height Adjustment | Number | Price |
|-------------------------------------|--------------------|-------------------|--------|-----------------|
| Keyboard Tray with Mouse Pad | 11"(279mm) Track | 0" Above/6" Below | 169BK | \$447.78 |
| | 18.5"(457mm) Track | 0" Above/6" Below | UKMCBK | 479.40 |



Features

- Includes: Keyboard tray with mouse pad and attachment hardware.
- Keyboard tray includes integrated foam wrist rest.
- Oval mouse extension pivots out from the right side.
- Height adjustment range: Level with to 6"(152mm) below worksurface.
- Tilt adjustment -20°/ +10°
- Pans 360°.
- Available with 11"(279mm) track or 18.5"(470mm) track.
- Weight capacity: 10 lbs.
- Black only.
- TAA Compliant.

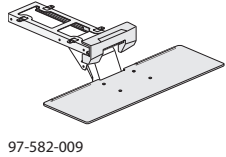
To Order, Specify:

- 1) Product number.

Specification Tips

- Keyboard tray extends 4"(102mm) from front of worksurface when retracted.
- 11"(279mm) or 18.5"(470mm) under surface depth required for track installation.

| | | | | |
|-------------------------------|---------------|-------------------|------------|-----------------|
| Neo-Flex Keyboard Tray | Keyboard Tray | 0" Above/6" Below | 97-582-009 | \$255.51 |
|-------------------------------|---------------|-------------------|------------|-----------------|



Features

- Includes: Keyboard tray, arm, desk clamp, slide mechanism and mounting hardware.
- Height adjustment range: Level with to 6"(152mm) below worksurface.
- Tilt adjustment +15°
- Fully retracts under worksurface when not in use.
- 26.9"(683mm)W x 8.9"(226mm)D keyboard trays allows room for keyboard and mouse.
- Weight capacity: 3 lbs.
- Keyboard tray extends approximately 9.25"(235mm) from front of surface.
- 15"(381mm) track.
- Black only.


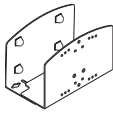
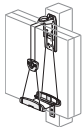
To Order, Specify:

- 1) Product number.

Specification Tips

- Clamps to front edge of worksurface with clamp and one screw or remove clamp and attach under worksurface with four screws.
- Compatible with surfaces .75"(19mm) - 1.5"(25mm) thick.
- For use on surfaces with minimum depth of 17".

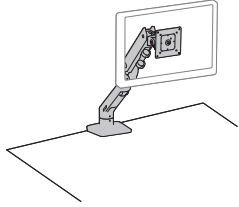
Ergotron CPU Holder

| | Description | Number | Price |
|--|--|--|-----------------|
| Small CPU Holder  80-063 | Black | 80-063-200 | \$105.06 |
| | White | 80-063-216 | 105.06 |
| | Features <ul style="list-style-type: none"> Includes: One vertical steel CPU holder, mounting hardware and fasteners. Mounts to any sturdy vertical surface. CPU Holder is 6"(152mm)H x 10"(254mm)D. Accommodates CPUs 1.4"(25mm) to 3.75"(76mm) wide. Weight capacity: 50 lbs. | To Order, Specify: <ul style="list-style-type: none"> 1) Product number. | |
| Universal CPU Holder  97-468 | Silver | 97-468-202 | \$138.72 |
| | White | 97-468-216 | 138.72 |
| | Features <ul style="list-style-type: none"> Includes: One vertical steel CPU holder, mounting hardware and fasteners. Mounts to any sturdy vertical surface. CPU Holder is 6.6"(152mm)H x 10"(254mm)D. Accommodates CPUs 2"(51mm) - 8"(203mm) wide. Weight capacity: 40 lbs. | To Order, Specify: <ul style="list-style-type: none"> 1) Product number. | |
| Cable CPU Holder  80-105-064 | Grey/Silver | 80-105-064 | \$76.38 |
| | Features <ul style="list-style-type: none"> Includes: One size-adjustable CPU holder and hardware. Mounts directly to wall or under worksurface. Size adjusts from 9.4"(229mm) x 2.6"(51mm) to 18"(457mm) x 8.5"(203mm). Unique security fasteners deter theft. Weight capacity: 50 lbs. | To Order, Specify: <ul style="list-style-type: none"> 1) Product number. | |

Ergotron Monitor Arms

HX Arm

Single Arm



45-475
45-478

| Description | Number | Price |
|-------------------|------------|----------|
| Desk Mount | | |
| Polished Aluminum | 45-475-026 | \$633.42 |
| White | 45-475-216 | 633.42 |
| Wall Mount | | |
| Polished Aluminum | 45-478-026 | \$633.42 |
| White | 45-478-216 | 633.42 |

Features

- Includes: Adjustable height monitor arm, extension, monitor pivot, mounting hardware.
 - Desk mount includes desk clamp and grommet mount.
 - Wall mount includes mounting hardware.
- For use with screen 42”(1067mm) or smaller.
- Weight capacity 20-42 pounds.
- Height adjustment range is 11.5”(292mm).
- Tilts 70° up and 5° down from center.
- 180° rotation base stop.
- Pans 180°.
- Rotates 360°.
- Extends out up to 25”(635mm).
- Integrated cable management.
- One touch adjustment.

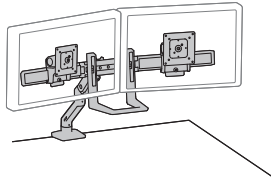
To Order, Specify:

- 1) Product number.

Specification Tips

- Desk clamp mounts on worksurface 0.4”(10mm)-2.5”(64mm) thick.
- Grommet mount attaches through surface holes 0.4”(10mm)-2”(51mm) wide and up to 2.25”(57mm) thick.
- For additional mounting options refer to pages 114-116.

Dual Arm



45-476
45-479

| | | |
|-------------------|------------|-----------|
| Desk Mount | | |
| Polished Aluminum | 45-476-026 | \$1031.22 |
| White | 45-476-216 | 1031.22 |
| Wall Mount | | |
| Polished Aluminum | 45-479-026 | \$1031.22 |
| White | 45-479-216 | 1031.22 |

Features

- Includes: Adjustable height monitor arm, extension, two monitor pivots, hinged bow, handle, mounting hardware.
 - Desk mount includes desk clamp and grommet mount.
 - Wall mount includes mounting hardware.
- For use with screen 32”(813mm) or smaller.
- Weight capacity is 5-17.5 pounds per screen. Maximum combined weight is 35 pounds.
- Height adjustment range is 11.5”(292mm).
- Tilts 70° up and 5° down from center.
- 180° rotation base stop.
- Pans 180° - Hinged bow allows monitors to pan from left to right independently.
- Rotates 360°.
- Extends out up to 24”(610mm).
- Quick release monitor.
- Integrated cable management.
- One touch adjustment.
- Handle allows for easy positioning of multiple monitors simultaneously.

To Order, Specify:

- 1) Product number.


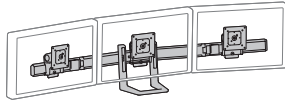
Specification Tips

- Desk clamp mounts on worksurface 0.6”(15mm)-2.5”(64mm) thick.
- Grommet mount attaches through surface holes 0.4”(10mm)-2”(51mm) wide and up to 2.25”(57mm) thick.
- For additional mounting options refer to pages 114-116.

Ergotron Monitor Arms

HX Triple Monitor Bow Kit

| Description | Number | Price |
|-------------------|------------|-----------------|
| Polished Aluminum | 98-009-026 | \$608.72 |
| White | 98-009-216 | 608.72 |



98-009-026
98-009-216

Features

- Includes: Triple monitor hinge bow, three monitor pivots, handle, monitor mounting hardware.
- For use with screen 24"(610mm) or smaller.
- Maximum weight capacity is 10.2 pounds per arm. Maximum combined weight is 30.6 pounds.
- Tilts 70° up and 5° down from center.
- Pans 180°.
- Rotates 360°.
- Extends out up to 24"(610mm).
- Quick release monitor.
- One touch adjustment.
- Handle allows for easy positioning of multiple monitors simultaneously.

To Order, Specify:

- 1) Product number.

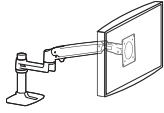
Specification Tip

- Attaches to HX single or dual monitor arm.

Ergotron Monitor Arms

LX Desk Mount

Single Arm



45-241-026
45-490-216
45-241-224
45-295-026
45-537-216

| Description | Number | Price |
|-------------------------------|------------|----------|
| Single Arm | | |
| Polished Aluminum | 45-241-026 | \$296.29 |
| White | 45-490-216 | 296.29 |
| Matte Black | 45-241-224 | 296.29 |
| Single Arm — Tall Pole | | |
| Polished Aluminum | 45-295-026 | \$389.64 |
| White | 45-537-216 | 389.64 |

Features

- Includes: Adjustable height monitor arm, pole, extension, desk clamp and grommet mount base (polished aluminum only).
- Grommet mount base available on Polished Aluminum model only.
- Standard pole length is 7"(178mm). Tall pole length is 13.25"(337mm).
- Standard pole height for use with screen 32"(813mm) or smaller. Tall pole for use with screens 34"(864mm) or smaller.
- Accommodates monitors from 7-25 pounds.
- Height adjustment range is 13"(330mm) from installed height.
- Tilts 70° up and 5° down from center.
- Rotates 360°.
- Extends LCD's out up to 25"(635mm).
- Integrated cable management.
- One touch adjustment.

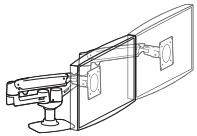
To Order, Specify:

- 1) Product number.

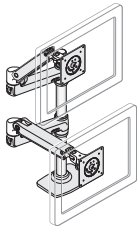
Specification Tips

- Desk clamp mounts on worksurface 0.4"(10mm)-2.4"(61mm) thick.
- Grommet mount attaches through surface holes 0.31"(8mm)-2"(51mm) wide and up to 3"(76mm) thick.
- For additional mounting options refer to pages 114-116.

Dual Arm



45-245-026
45-491-216
45-245-224



45-248-026
45-492-216
45-492-224

| | | |
|---------------------|------------|----------|
| Side-by-Side | | |
| Polished Aluminum | 45-245-026 | \$597.04 |
| White | 45-491-216 | 597.04 |
| Matte Black | 45-245-224 | 597.04 |
| Stacking | | |
| Polished Aluminum | 45-248-026 | \$597.04 |
| White | 45-492-216 | 597.04 |
| Matte Black | 45-492-224 | 597.04 |

Features

- Includes: Two adjustable height monitor arms, extensions, pole, grommet mount (polished aluminum only) and desk clamp.
- Grommet mount base available on Polished Aluminum model only.
- Screen size:
 - Side by Side application; screens 27"(686mm) or smaller.
 - Stacking application; screens 24"(610mm) or smaller. Screen height cannot exceed 14"(356mm) when stacking.
- Accommodates monitors from 7-20 pounds per arm. Maximum combined weight is 40 pounds.
- Height adjustment range is 13"(330mm).
- Tilts 70° up and 5° down from center.
- Pans 360°.
- Rotates 360°.
- Extends LCD's out up to 25"(635mm).
- Integrated cable management.
- One touch adjustment.

To Order, Specify:

- 1) Product number.

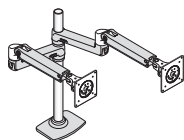
Specification Tips

- Desk clamp mounts on worksurface 0.4"(10mm)-2.4"(61mm) thick.
- Grommet mounts attached through surface holes 0.31"(8mm)-2"(51mm) wide and up to 3"(76mm) thick.
- For additional mounting options refer to pages 114-116.

Ergotron Monitor Arm

LX Monitor Arm — Tall Pole

| | Description | Number | Price |
|---|-------------------|------------|----------|
| LX Dual Stacking Arm - Tall Pole Monitor Arm | Polished Aluminum | 45-549-026 | \$599.15 |
| | White | 45-509-216 | 599.15 |



45-549-026
45-509-216

Features

- Includes: Two adjustable height monitor arms, extensions, 22”(559mm) pole, grommet mount, desk clamp and mounting hardware.
- Screen size:
 - Side by Side application; screens 40”(1016mm) wide or smaller.
 - Stacking application; screens 21”(533mm) high or shorter.
- Accommodates monitors from 7-20 pounds per arm. maximum combined weight is 40 pounds.
- Height adjustment range is 13”(330mm).
- Tilts 70° up and 5° down from center.
- Pans 360°.
- Rotates 360°.
- Extends LCDs out up to 25”(635mm).
- Integrated cable management.
- One touch adjustment.

To Order, Specify:

- 1) Product number.

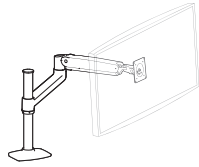
Specification Tips

- Desk clamp mounts on worksurface 0.4”(10mm) - 2.4”(61mm) thick.
- Grommet mount attaches through surface holes .31”(8mm) - 2”(51mm) wide and up to 3”(76mm) thick.
- A third or fourth display can be added by ordering the LX Arm, Extension and Collar Kit. When adding a third or fourth monitor the maximum weight capacity per arm is 11 pounds.
- When using LX Arm Extension and Collar Kit with 3 monitors side by side, maximum screen width is 20.7” (526mm). When using LX Arm Extension and Collar kit with 4 monitors side by side, maximum screen width is 13.7” (348mm).
- For additional mounting options refer to pages 114-116.

Ergotron Monitor Arm

LX Sit-to-Stand Mount

Single Arm



45-360-026
45-384-026

| Description | Number | Price |
|------------------------|------------|-----------------|
| LD — Light Duty | | |
| Polished Aluminum | 45-360-026 | \$552.84 |
| HD — Heavy Duty | | |
| Polished Aluminum | 45-384-026 | \$680.34 |

Features

- Includes: Adjustable height monitor arm, extension, desk clamp and grommet base.
- Screen size:
 - LD - Light Duty for use with screen 42”(1067mm) or smaller.
 - HD - Heavy Duty for use with screen 46”(1168mm) or smaller.
- Monitor weight:
 - LD - Light Duty 7-25 pounds.
 - HD - Heavy Duty 14-30 pounds.
- Height adjustment range is 20”(508mm).
- Tilts 70° up and 5° down from center.
- Pans 360°.
- Rotates 90°.
- Extends LCD's out up to 33”(838mm).
- Integrated cable management.
- One touch adjustment.
- Locking connections between arm, extension and base provides theft deterrence and prevent potential disconnections caused by jarring or impacts.

To Order, Specify:

- 1) Product number.

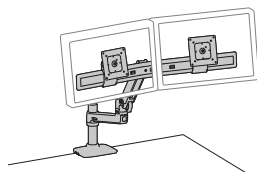
Specification Tips

- Desk clamp mounts on worksurface 0.8”(20mm)-2.6”(66mm) thick.
- Grommet mounts attached through surface holes 0.5”(13mm)-2.5”(64mm) wide and up to 2.25”(57mm) thick.
- For additional mounting options refer to pages 114-116.

Ergotron Monitor Arm

LX Desk Dual Direct

Dual Direct Arm



45-489

| Description | Number | Price |
|-------------------|------------|-----------------|
| Polished Aluminum | 45-489-026 | \$453.79 |
| White | 45-489-216 | 453.79 |
| Matte Black | 45-489-224 | 453.79 |

Features

- Includes: LX arm, extension, desk clamp, dual bow, two monitor pivots, pole and mounting hardware.
- For use with screens 25”(635mm) or smaller.
- Accommodates monitors from 2-11 pounds per monitor. Maximum combined weight is 22 pounds.
- Height adjustment range is 13”(330mm).
- Each monitor has individual tilt of 15° up and 15° down from center.
- Pans 360°.
- Rotates 360°.
- Extends LCD's out up to 24”(610mm).
- Integrated cable management.
- One touch adjustment.
- Move two monitors simultaneously.


To Order, Specify:

- 1) Product number.

Specification Tip

- Desk clamp mounts on worksurface 0.4”(10mm)-2.4”(61mm) thick.
- For additional mounting options refer to pages 114-116.

Dual Direct Handle Kit



98-037-062

| | | |
|-------------------|------------|----------------|
| Polished Aluminum | 98-037-062 | \$99.24 |
|-------------------|------------|----------------|

Features

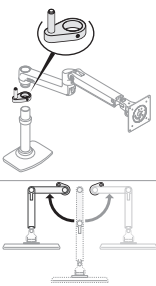
- Includes: One handle and mounting hardware.
- For use with LX Dual Direct monitor arm.
- Allows repositioning of screens without touching the screen.

To Order, Specify:

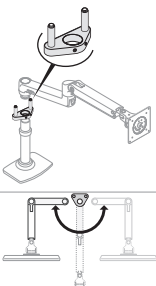
- 1) Product number.

Ergotron Monitor Arm Accessories

For use with LX Monitor Arms

| | Description | Number | Price |
|--|---|------------|--|
| LX One-Stop Rotational Control Kit  | Silver | 97-774-003 | \$28.57 |
| | Features <ul style="list-style-type: none"> Includes: Single rotation stop collar, stop post, and hardware. Controls LX arm motion range to prevent extension arm from hitting the wall. | | To Order, Specify: <ul style="list-style-type: none"> 1) Product number. |
| Specification Tips <ul style="list-style-type: none"> Compatible with LX Single Arm, LX Tall Pole Arm, LX Dual Stacking Arm, LX Dual Direct Arm and LX Dual Stacking Tall Pole arm. Not compatible with LX Dual Side by Side Arms or LX Sit-Stand arms. When used on LX Dual Stacking arm a quantity of two is needed. | | | |

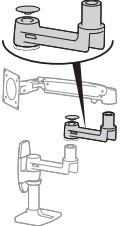
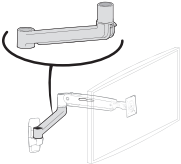

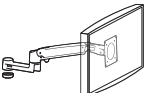
97-774-003

| | | | |
|--|---|------------|--|
| LX Two-Stop Rotational Control Kit  | Silver | 98-060-003 | \$36.33 |
| | Features <ul style="list-style-type: none"> Includes: Dual rotation stop collar, two stop posts, and hardware. Provides a fixed 180° stop to prevent LX arm extension from hitting the wall. | | To Order, Specify: <ul style="list-style-type: none"> 1) Product number. |
| Specification Tips <ul style="list-style-type: none"> Compatible with LX Single Arm, LX Tall Pole Arm, LX Dual Stacking Arm, LX Dual Direct Arm and LX Dual Stacking Tall Pole arm. Not compatible with LX Dual Side by Side Arms or LX Sit-Stand arms. | | | |

98-060-003

Ergotron Monitor Arm Accessories

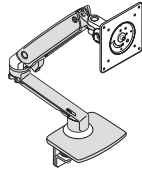
For use with LX Monitor Arms

| | Description | Number | Price |
|--|---|------------|---|
| LX Extension  45-289-026 | Polished Aluminum | 45-289-026 | \$74.34 |
| | Features <ul style="list-style-type: none"> Includes: One extension. Add additional pivot-point for additional flexibility. Increases the reach of an LX arm by 9”(229mm). | | To Order, Specify: 1) Product number. |
| LX Sit-to-Stand Extension  45-362-026 | Polished Aluminum | 45-362-026 | \$126.33 |
| | Features <ul style="list-style-type: none"> Includes: One sit-to-stand extension. Add additional pivot-point for additional flexibility. Increases the reach of an LX Sit-to-Stand arm by 11.7”(297mm). | | To Order, Specify: 1) Product number. |
| LX Pole Collar  97-844 | Polished Aluminum | 97-844 | \$11.55 |
| | Features <ul style="list-style-type: none"> Includes: One collar and hardware. Used to attach a second LX Sit-to-Stand Arm at any point of an installed base. Reposition height on pole by loosening/tightening the collar's set screws. | | To Order, Specify: 1) Product number. |
| LX Arm, Extension and Collar Kit  97-940-026 98-130-216 | Polished Aluminum | 97-940-026 | \$329.96 |
| | White | 98-130-216 | 329.96 |
| | Features <ul style="list-style-type: none"> Includes: LX arm, extension, collar and hardware. Converts existing LX Tall Pole Arm to hold two monitors creating an LX Dual Stacking Arm configuration. Attaches to pole of the desk mount base. For use with screen 32”(813mm) or smaller. Weight capacity is 7-20 pounds. Height adjustment range is 13”(330mm). Tilts 70° up and 5° down from center. Pans 360°. Rotates 360°. Extends LCD's out up to 25”(635mm). Integrated cable management. One touch adjustment. | | To Order, Specify: 1) Product number. |
| Specification Tip <ul style="list-style-type: none"> Recommended for use with LX Desk Mount LCD Arm, Tall Pole. | | | |

Ergotron Monitor Arm

MXV Desk Mount

Single Arm



45-486

| Description | Number | Price |
|-------------------|------------|-----------------|
| Polished Aluminum | 45-486-026 | \$333.85 |
| White | 45-486-216 | 333.84 |
| Matte Black | 45-486-224 | 333.84 |

Features

- Includes: Fully assembled slim profile arm, two-piece desk clamp, and mounting hardware.
- For use with screen 34”(864mm) or smaller.
- Accommodates monitors from 7-20 pounds per arm.
- Height adjustment range is 13”(330mm).
- Tilts 90° backward and 90° forward.
- Rotates 360°.
- Pans 180° at base; 360° between extension and arm. Rotation stop on base can be disengaged at time of installation to increase range to a full 360°.
- Extends LCD monitor out 22.2”(559mm).
- Arm folds back over base into a compact retracted position; perfect for tucking under systems furniture storage shelves or cabinets in space constrained areas.
- Integrated cord management.
- One touch adjustment.

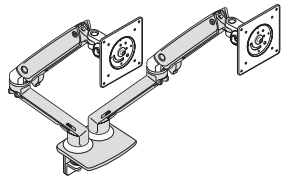
To Order, Specify:

- 1) Product number.

Specification Tips

- Desk clamp mounts on worksurface 0.47”(0mm) - 1.25”(25mm) thick.
- Desk clamp has anti-rotation screws to prevent base from slipping.
- Grommet mount available; separately specified part 98-110.
- For additional mounting options refer to pages 114-116.

Dual Arm



45-496

| | | |
|-------------------|------------|-----------------|
| Polished Aluminum | 45-496-026 | \$648.79 |
| White | 45-496-216 | 648.80 |
| Matte Black | 45-496-224 | 648.80 |

Features

- Includes: Fully assembled slim profile dual arm, two-piece desk clamp, and mounting hardware.
- For use with screen 24”(610mm) or smaller. Screen size may affect adjustment capability.
- Accommodates monitors from 7-20 pounds.
- Height adjustment range is 13”(330mm).
- Tilts 90° backward and 90° forward.
- Rotates 360°.
- Pans 180° at base; 360° between extension and arm. Rotation stop on base can be disengaged at time of installation to increase range to a full 360°.
- Extends LCD monitor out 22.2”(559mm).
- Arm folds back over base into a compact retracted position; perfect for tucking under systems furniture storage shelves or cabinets in space constrained areas.
- Integrated cord management.
- One touch adjustment.

To Order, Specify:



- 1) Product number.

Specification Tips

- Desk clamp mounts on worksurface .047”(0mm) - 1.25”(25mm) thick.
- Desk clamp has anti-rotation screws to prevent base from slipping.
- Grommet mount available; separately specified part 98-111.
- For additional mounting options refer to pages 114-116.

Ergotron Monitor Arms

MX Desk Mount

| | Description | Number | Price |
|---|--|------------|----------|
|  <p>45-214-026</p> | <p>Single Arm</p> <p>Polished Aluminum</p> <p>Features</p> <ul style="list-style-type: none"> Includes: Adjustable height monitor arm, desk clamp and grommet mount. For use with screen 30”(762mm) or smaller. Accommodates monitors from 14-30 pounds. Height adjustment range is 5”(127mm). Tilts 75° up and 5° down from center. Rotates 90°. Pans 360°. Extends LCD's out up to 17”(432mm). Integrated cable management. One touch adjustment. <p>Specification Tips</p> <ul style="list-style-type: none"> Desk clamp mounts on worksurface 0.4”(10mm)-2.5”(64mm) thick. Grommet mounts attach through surface holes 0.31”(8mm)-2”(51mm) wide and up to 3”(76mm) thick. | 45-214-026 | \$384.86 |
|  <p>45-436-026</p> | <p>MX Mini Desk Mount</p> <p>Polished Aluminum</p> <p>Features</p> <ul style="list-style-type: none"> Includes: Adjustable height monitor arm, desk clamp and grommet mount. For use with screen 24”(610mm) or smaller. Weight capacity is 8 pounds. Height adjustment range is 13”(330mm). Tilts 90° up and 5° down from center. Rotates 360°. Pans 360°. Extends LCD's out up to 19.5”(495mm). Integrated cord management. One touch adjustment <p>Specification Tips</p> <ul style="list-style-type: none"> Desk clamp mounts on worksurface 0.4”(10mm)-2.5”(64mm) thick. Grommet mounts attach through surface holes 0.31”(8mm)-2”(51mm) wide and up to 3”(76mm) thick. Can be installed on Ergotron WorkFit-T or TL. For additional mounting options refer to pages 114-116. | 45-436-026 | \$368.22 |

To Order, Specify:

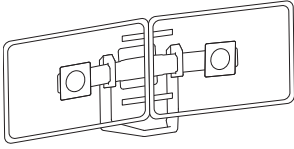

- 1) Product number.

To Order, Specify:

- 1) Product number.

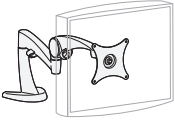
Ergotron Monitor Arm


Accessories

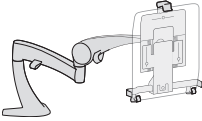
| | Description | Number | Price |
|---|--|--|-----------------|
| Dual Monitor and Handle Kit | Polished Aluminum/Black | 97-783 | \$202.98 |
|  <p data-bbox="40 447 94 468">97-783</p> | <p>Features</p> <ul style="list-style-type: none"> Includes: Monitor bow, two monitor pivots, handle and mounting hardware. For use with screens 26" (660mm) or smaller. Maximum weight capacity is 18 pounds per arm. Maximum combined weight is 36 pounds. Rotates 360°. Arm in polished aluminum, bow and handle in black. | <p>To Order, Specify:</p> <p>1) Product number.</p> | |
| | <p>Specification Tips</p> <ul style="list-style-type: none"> This product adds an additional 6 pounds to your mounting solution. Monitor arm's maximum weight capacity must be reduced by 6 pounds. Attaches to mounts with four-hole interface of 50 x 50 mm or 100 x 100 mm. | | |
| Monitor Quick Release LCD Bracket | Black | 60-589-060 | \$34.98 |
|  <p data-bbox="40 856 123 875">60-589-060</p> | <p>Features</p> <ul style="list-style-type: none"> Includes: Bracket, screws and stand-offs. For use with monitors less than 3" (76mm) thick. Bracket weighs 1.2 pounds and is 0.5" (13mm) thick. Weight of the bracket needs to be considered when determining weight capacity of the monitor arm. | <p>To Order, Specify:</p> <p>1) Product number.</p> | |

Ergotron Monitor Arms

Neo-Flex

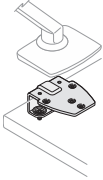
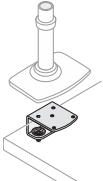
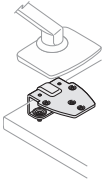
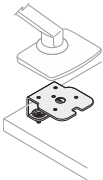
| | Description | Number | Price |
|---|---|------------|---|
|  <p>45-174-300</p> | Neo-Flex Silver | 45-174-300 | \$191.12 |
| | Features <ul style="list-style-type: none"> Includes: Arm, extension, LCD pivot, desk clamp and grommet mount. For use with screen 22"(559mm) or smaller. Maximum weight capacity 18 pounds. Height adjustment range is 8"(203mm). Tilts 180° up and down. Rotates 360°. Pans 360°. Extends LCD's out up to 19.3"(490mm). Integrated cord management. | | To Order, Specify: 1) Product number. |
| Specification Tips <ul style="list-style-type: none"> Desk clamp mounts to surfaces up to 2"(51mm) thick. Grommet mounts attach through surface holes up to 2"(51mm) wide and up to 1.75"(44mm) thick. | | | |

| | Description | Number | Price |
|--|---|------------|---|
|  <p>45-235-194</p> | Neo-Flex Extend Polished Aluminum | 45-235-194 | \$279.48 |
| | Features <ul style="list-style-type: none"> Includes: Two extensions, LCD pivot, desk clamp and grommet mount. For use with screen 24"(610mm) or smaller. Weight capacity 7-20 pounds. Pole height adjustment range is 9.5"(241mm). Tilts 75° up and 5° down from center. Rotates 360°. Pans 360°. Extends LCD's out up to 22"(559mm). Integrated cable management. | | To Order, Specify: 1) Product number. |
| Specification Tips <ul style="list-style-type: none"> Desk clamp mounts on worksurface 0.5"(13mm)-2"(51mm) thick. Grommet mounts attached through surface holes 0.3"(8mm)-2"(51mm) wide and up to 2.5"(64mm) thick. | | | |

| | Description | Number | Price |
|---|---|------------|---|
|  <p>45-306-101</p> | Neo-Flex Tablet Black | 45-306-101 | \$256.26 |
| | Features <ul style="list-style-type: none"> Includes: Arm, optional extension, tablet cradle, desk clamp and grommet mount. Accommodates tablets with a minimum size of 5.5"(140mm) x 8"(203mm) and a maximum size of 8"(203mm) x 9.75"(248mm). Depth of tablet cannot exceed 0.75"(19mm). Maximum weight capacity is 2.5 pounds. Height adjustment range is 8"(203mm). Tilts 180°. Pans 360°. Rotates 360°. Extends tablets out up to 19.3"(490mm). | | To Order, Specify: 1) Product number. |
| Specification Tips <ul style="list-style-type: none"> Desk clamp mounts on worksurface 0.5"(13mm)-1.8"(46mm) thick. Grommet mounts attached through surface holes 0.3"(8mm)-2"(51mm) wide and up to 1.75"(44mm) thick. | | | |

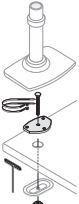

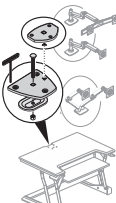


Ergotron Monitor Arm Accessories

Under Mount C-Clamp

| | Description | Number | Price |
|--|---|---|---|
| Under Mount C-Clamp for LX Dual Side-by-Side, LX Dual Stacking, LX Desk Mount Tall Pole  98-236-009 98-082 | Black | 98-236-009 | \$54.56 |
| | White | 98-082 | 54.56 |
| Feature <ul style="list-style-type: none"> Includes: Under mount C-clamp and mounting hardware and two extension screws. | | To Order, Specify: 1) Product number. | |
| Specification Tips <ul style="list-style-type: none"> Compatible with LX Dual Side-by-Side Arm and LX Dual Stacking Arm as well as Single Monitor LX Desk Mount Arm (tall pole). Clamp can slide on from side of worksurface. Installation from the rear requires 1.2"(25mm) from edge of desktop to wall to slide clamp on. Attaches to surface edge 0.5"(0mm) - 1.26"(25mm) thick. For use when mounting monitor arm to Intuity with Access Hatches to avoid understructure interference with the standard two-piece clamp included with the arm. | | | |
| Under Mount C-Clamp for LX Desk Mount Single, LX Dual Direct, and MXV Monitor Arms  45-306-101 98-083 | Black | 98-235-009 | \$54.56 |
| | White | 98-083 | 54.56 |
| Feature <ul style="list-style-type: none"> Includes: Under mount C-clamp and mounting hardware and two extension screws. | | To Order, Specify: 1) Product number. | |
| Specification Tips <ul style="list-style-type: none"> Compatible with LX Desk Mount Arm, LX Dual Direct Arm and MXV Arms. Clamp can slide on from side of worksurface. Installation from the rear requires 1.2"(25mm)1.2" from edge of desktop to wall to slide clamp on. Attaches to surface edge 0.5"(0mm) - 1.26"(25mm) thick. For use when mounting monitor arm to Intuity with Access Hatches to avoid understructure interference with the standard two-piece clamp included with the arm. | | | |
| Under Mount C-Clamp for use with HX Arms  98-081 | White | 98-081 | \$54.56 |
| | Feature <ul style="list-style-type: none"> Includes: Under mount C-clamp, mounting hardware. | | To Order, Specify: 1) Product number. |
| Specification Tips <ul style="list-style-type: none"> Compatible with HX Desk Single and Dual Monitor Arms. Clamp can slide on from side of worksurface. Installation from the rear requires 1.2"(25mm) from edge of desktop to wall to slide clamp on. Attaches to surface edge 0.5"(0mm) - 1.26"(25mm) thick. For use when mounting monitor arm to Intuity with Access Hatches to avoid understructure interference with the standard two-piece clamp included with the arm. | | | |
| Under Mount C-Clamp for MX Mini Desk Mount Arms  98-084 | White | 98-084 | \$54.56 |
| | Feature <ul style="list-style-type: none"> Includes: Under mount C-clamp and mounting hardware. | | To Order, Specify: 1) Product number. |
| Specification Tips <ul style="list-style-type: none"> Compatible with MX Mini Desk Mount Arm only. Clamp can slide on from side of worksurface. Installation from the rear requires 1.2"(25mm) from edge of desktop to wall to slide clamp on. Attaches to surface edge 0.5"(0mm) - 1.26"(25mm) thick. For use when mounting monitor arm to Intuity with Access Hatches to avoid understructure interference with the standard two-piece clamp included with the arm. | | | |

Ergotron Monitor Arm Accessories

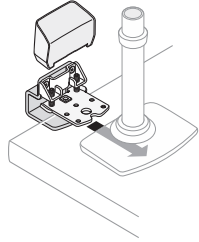
Grommet Mount

| | Description | Number | Price |
|---|---|--|---------|
|  <p>98-034</p> | Grommet Mount for LX Single and Dual Direct Arms | 98-034 | \$18.97 |
| | <p>Feature</p> <ul style="list-style-type: none"> Includes: Grommet plate and attachment hardware. <p>Specification Tips</p> <ul style="list-style-type: none"> Compatible with LX Dual Direct Arm and the single monitor LX Desk Mount Arm (standard pole). Mounts through surface .31"(8mm) - 2"(51mm) wide and 3"(76mm) thick. | <p>To Order, Specify:</p> <p>1) Product number.</p> | |
|  <p>98-035</p> | Grommet Mount for LX Dual Arm | 98-035 | \$28.46 |
| | <p>Feature</p> <ul style="list-style-type: none"> Includes: Grommet plate and attachment hardware. <p>Specification Tips</p> <ul style="list-style-type: none"> Compatible with LX Dual Side-by-Side Arm and LX Dual Stacking Arm as well as Single Monitor LX Desk Mount Arm (tall pole). Mounts through surface .31"(8mm) - 2"(51mm) wide and 3"(76mm) thick. | <p>To Order, Specify:</p> <p>1) Product number.</p> | |
|  <p>98-017</p> | Grommet Mount for LX Arm on WorkFit-T/TL | Zinc Plated Steel 98-017 | \$29.51 |
| | <p>Feature</p> <ul style="list-style-type: none"> Includes: Grommet plate and attachment hardware. <p>Specification Tips</p> <ul style="list-style-type: none"> Compatible with LX Dual Side-by-Side Arm and LX Dual Direct and LX Desk Mount Arm. Mounts through surface .31"(8mm) - 2"(51mm) wide and 3"(76mm) thick. Weight capacity: <ul style="list-style-type: none"> -LX Desk Mount Arm - 14 pounds -LX Dual Direct Arm - 4.8 pounds per monitor -LX Dual Side-by-Side Arm - 6 pounds per monitor Weight capacity is limited when mounting LX arms on WorkFit T/TL. | <p>To Order, Specify:</p> <p>1) Product number.</p> | |
|  <p>98-110</p> | Grommet Mount for MXV Single Monitor Arm | 98-110 | \$20.02 |
| | <p>Feature</p> <ul style="list-style-type: none"> Includes: Grommet plate and attachment hardware. <p>Specification Tips</p> <ul style="list-style-type: none"> Compatible with MXV Single Monitor Arm. Mounts through surface .31"(8mm) - 1.25"(32mm) wide and less than or equal to 1.3"(33mm) thick. | <p>To Order, Specify:</p> <p>1) Product number.</p> | |
|  <p>98-111</p> | Grommet Mount for MXV Dual Monitor Arm | 98-111 | \$30.57 |
| | <p>Feature</p> <ul style="list-style-type: none"> Includes: Grommet plate and attachment hardware. <p>Specification Tips</p> <ul style="list-style-type: none"> Compatible with MXV Dual Monitor Arm. Mounts through surface .31"(8mm) - 1.25"(32mm) wide and less than or equal to 1.3"(33mm) thick. | <p>To Order, Specify:</p> <p>1) Product number.</p> | |

Ergotron Monitor Arm Accessories

Top Mount C-Clamp

| | Description | Number | Price |
|---|-------------|------------|---------|
| Top Mount C-Clamp for LX Single, LX Dual Direct, and MXV Single Monitor Arms | Black | 98-237-009 | \$57.71 |
| | White | 98-121 | 57.71 |



98-237-009
98-121

Feature

- Includes: Top mount C-Clamp and mounting hardware.

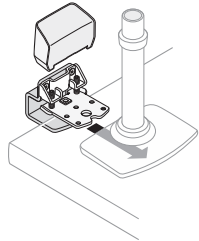
To Order, Specify:

- 1) Product number.

Specification Tips

- Compatible with LX Single, LX Dual Direct and MXV single monitor arms.
- Clamp can slide on from side of worksurface. Installation from the rear requires 2.7”(69mm) from edge of desktop to wall to slide clamp on.
- Attaches to surface edge 0.5”(13mm) - 1.26”(32mm) thick.
- Ergonomic installation can be completed from the top of the surface, no crawling under desks necessary.

| | | | |
|--|-------|------------|---------|
| Top Mount C-Clamp for LX Dual Side-by-Side and Stacking, LX Desk Mount Tall Pole, and MXV Dual Monitor Arms | Black | 98-238-009 | \$57.71 |
| | White | 98-125 | 57.71 |



98-238-009
98-125

Feature

- Includes: Top mount C-Clamp and mounting hardware.

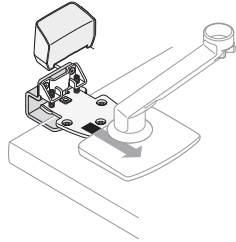
To Order, Specify:

- 1) Product number.

Specification Tips

- Compatible with LX Dual Side-by-Side, LX Dual Stacking, LX Desk Mount Tall Pole, and MXV dual monitor arms.
- Clamp can slide on from side of worksurface. Installation from the rear requires 2.7”(69mm) from edge of desktop to wall to slide clamp on.
- Attaches to surface edge 0.5”(13mm) - 1.26”(32mm) thick.
- Ergonomic installation can be completed from the top of the surface, no crawling under desks necessary.

| | | | |
|--------------------------------------|-------|--------|---------|
| Top Mount C-Clamp for HX Arms | White | 98-122 | \$57.71 |
|--------------------------------------|-------|--------|---------|



98-122

Feature

- Includes: Top mount C-Clamp and mounting hardware and two extension screws.

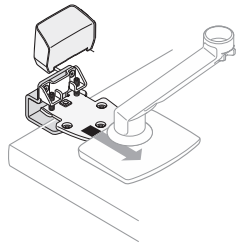
To Order, Specify:

- 1) Product number.

Specification Tips

- Compatible with HX Desk Single and Dual Arms and HX triple bow kit.
- Clamp can slide on from side of worksurface. Installation from the rear requires 2.7”(69mm) from edge of desktop to wall to slide clamp on.
- Attaches to surface edge 0.5”(13mm) - 1.26”(32mm) thick.
- Ergonomic installation can be completed from the top of the surface, no crawling under desks necessary.

| | | | |
|---|-------|--------|---------|
| Top Mount C-Clamp for MX Mini Arms | White | 98-126 | \$57.71 |
|---|-------|--------|---------|



98-126

Feature

- Includes: Top mount C-Clamp and mounting hardware.

To Order, Specify:

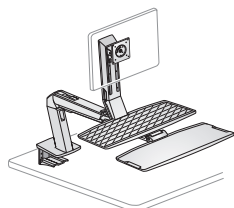
- 1) Product number.

Specification Tips

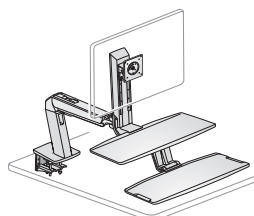
- Compatible with MX Mini Arm only.
- Clamp can slide on from side of worksurface. Installation from the rear requires 2.7”(69mm) from edge of desktop to wall to slide clamp on.
- Attaches to surface edge 0.5”(13mm) - 1.26”(32mm) thick.
- Ergonomic installation can be completed from the top of the surface, no crawling under desks necessary.

Ergotron WorkFit-A — Single Attached Sit-Stand Workstation

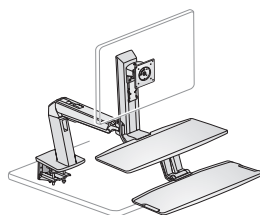
| Description | Height | Depth | Width | Number | Price |
|--|---------------|--------------------------------|------------|------------|-----------|
| LD — Light Duty with WorkSurface | | | | | |
| Polished Aluminum/Black | 42.7"(1085mm) | 16.9"(429mm)- 43.7"(1110mm) | 27"(686mm) | 24-317-026 | \$ 983.58 |
| LD — Light Duty with WorkSurface and Suspended Keyboard | | | | | |
| Polished Aluminum/Black | 38.8"(986mm) | 16.9"(429mm)- 43.7"(1110mm) | 27"(686mm) | 24-390-026 | \$1030.57 |
| HD — Heavy Duty with Worksurface and Suspended Keyboard | | | | | |
| Polished Aluminum/Black | 38.8"(986mm) | 16.9"(429mm)- 43.7"(1110mm) | 27"(686mm) | 24-391-026 | \$1101.56 |



24-317-026
LD with Worksurface



24-390-026
LD with Suspended Keyboard



24-391-026
HD with Suspended Keyboard

Features

- Includes: Height-adjustment column, desk clamp, LCD pivot, keyboard tray, worksurface (when applicable) and hardware.
- Grommet mount included on models with suspended keyboard tray.
- Keyboard tray dimensions: 9.75"(248mm) D x 27"(686mm)W.
- Worksurface dimensions: 9.75"(248mm) D x 23"(584mm)W.
- Height adjustment range is 20"(508mm) with LCD and keyboard tray in tandem. LCD's adjust 5"(127mm) independently from worksurface. Maximum LCD height adjustment is 25"(635mm).
- Tilts 30°.
- Pans 180°.
- Rotates 90°.
- In seated position, suspended keyboard tray can drop down approximately 4"(102mm) below desktop surface.
- Integrated cable management.
- Black with polished aluminum arm extension and base.

To Order, Specify:

- 1) Product number.

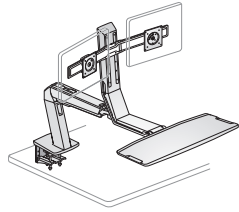
Specification Tips

- Desk clamp mounts on worksurface up to 31.5"(800mm) deep and 0.78"(29mm)-2.6"(66mm) thick.
- Keyboard tray can be installed in three different positions: centered, offset right or offset left.

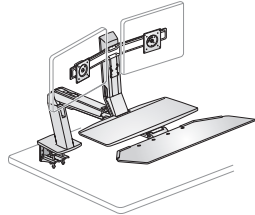
| Description | Maximum Screen Size | Weight Capacity | | | |
|----------------------------|---------------------|-----------------|------------|---------------|-------------|
| | | Total | LCD | Keyboard Tray | Worksurface |
| LD with Worksurface | 24"(610mm) | 20 lbs. | 5-15 lbs. | 5 lbs. | 5 lbs. |
| LD with Suspended Keyboard | 24"(610mm) | 20 lbs. | 5-15 lbs. | 5 lbs. | 5 lbs. |
| HD with Suspended Keyboard | 27"(686mm) | 25 lbs. | 10-20 lbs. | 5 lbs. | 5 lbs. |

Ergotron WorkFit-A — Dual Attached Sit-Stand Workstation

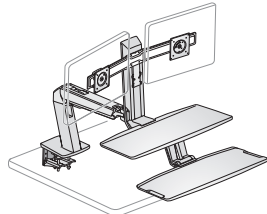
| Description | Height | Depth | Width | Number | Price |
|---|---------------|--------------------------------|------------|------------|------------------|
| Without Worksurface | 42.7"(1085mm) | 16.9"(429mm)- 43.7"(1110mm) | 27"(686mm) | 24-312-026 | \$ 875.16 |
| With Worksurface | 42.7"(1085mm) | 16.9"(429mm)- 43.7"(1110mm) | 27"(686mm) | 24-316-026 | 1081.88 |
| With Worksurface and Suspended Keyboard | 38.8"(986mm) | 16.9"(429mm)- 43.7"(1110mm) | 27"(686mm) | 24-392-026 | 1125.64 |



24-312-026



24-316-026



24-392-026

Features

- Includes: Arm, two LCD pivots, worksurface (if applicable), crossbow, keyboard tray, desk clamp and hardware.
- For use with screen 24"(610mm) or smaller.
- Maximum weight capacity:
 - Total capacity 25 pounds
 - LCD - 4.5-10 pounds each.
 - Keyboard tray - 2 pounds
 - Worksurface - 5 pounds
- Keyboard tray dimension: 9.75"(248mm) D x 27"(686mm) W.
- In seated position, keyboard tray can drop down approximately 4"(102mm) below desktop surface.
- Worksurface dimension: 9.75"(248mm) D x 22.63"(575mm) W.
- Height adjustment range is 20"(508mm) with LCD and keyboard tray in tandem. LCD's adjust 5"(127mm) independently from worksurface. Maximum LCD height adjustment is 25"(635mm).
- Pans 180°.
- Rotates 360°.
- Integrated cable management.
- Black with polished aluminum extension and base.

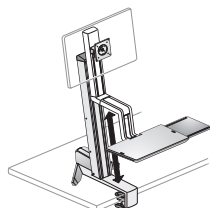
To Order, Specify:

- 1) Product number.

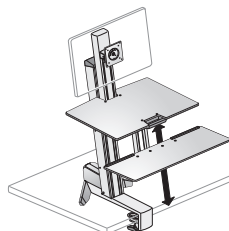
Specification Tips

- Desk clamp mounts on worksurface up to 31.5"(800mm) deep and 0.5"(13mm) - 2.5(64mm) thick.
- Minimum weight capacity of 12 pounds to ensure proper operation.
- Keyboard tray can be installed in three different positions: centered, offset right or offset left.

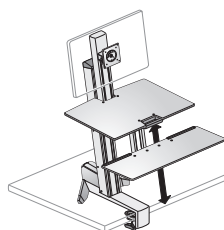
Ergotron WorkFit-S — Single Attached Sit-Stand Workstation



33-342-200



33-350-200
33-350-211



33-351-200
33-351-211

| Description | Height | Depth | Width | Number | Price |
|---|------------------------|--------------|------------|------------|-----------|
| LD — Light Duty | | | | | |
| Black | 29.4(747mm)-35"(889mm) | 16.3"(414mm) | 24"(610mm) | 33-342-200 | \$ 838.44 |
| LD — Light Duty with WorkSurface | | | | | |
| Black | 29.4(747mm)-35"(889mm) | 16.3"(414mm) | 27"(686mm) | 33-350-200 | \$1096.48 |
| White | 29.4(747mm)-35"(889mm) | 16.3"(414mm) | 27"(686mm) | 33-350-211 | 1096.48 |
| HD — Heavy Duty with Worksurface | | | | | |
| Black | 29.4(747mm)-35"(889mm) | 16.3"(414mm) | 27"(686mm) | 33-351-200 | \$1241.20 |
| White | 29.4(747mm)-35"(889mm) | 16.3"(414mm) | 27"(686mm) | 33-351-211 | 1241.20 |

Features

- Includes: Height-adjustment column, desk clamp, LCD pivot, keyboard tray, and left/right mouse tray or worksurface when applicable.
- Keyboard tray dimensions:
 - Without Worksurface - 9.3"(236mm) D x 16.5"(419mm) W.
 - With Worksurface - 9"(229mm) D x 27"(686mm) W.
- Worksurface dimensions: 15"(381mm) D x 23"(584mm) W.
- Mouse tray available on no worksurface model only. May be installed on left or right side of keyboard tray. Dimensions: 7.9"(201mm) D x 7.5"(191mm) W.
- Height adjustment range is 18"(457mm) with LCD and keyboard tray in tandem. LCD's adjust 5"(127mm) independently. Maximum LCD height adjustment is 23"(584mm).
- Tilts 30°.
- Rotation: LD rotates 360°. HD rotates 90°.
- Keyboard tray tilts back 5°.

To Order, Specify:

- 1) Product number.

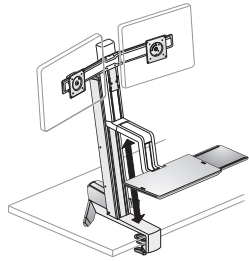
Specification Tips

- Desk clamp mounts on front of worksurface 0.5"(13mm)-2.4"(61mm) thick.
- Height measured from desktop to lowest and highest positions.

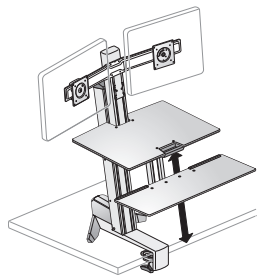
| Description | Maximum Screen Size | Weight Capacity | | | |
|---------------------|---------------------|-----------------|------------|---------------|-------------|
| | | Total | LCD | Keyboard Tray | Worksurface |
| LD | 24"(610mm) | 24 lbs. | 6-16 lbs. | 5 lbs. | NA |
| LD with Worksurface | 24"(610mm) | 24 lbs. | 6-16 lbs. | 5 lbs. | 5 lbs. |
| HD with Worksurface | 30"(762mm) | 29 lbs. | 16-28 lbs. | 5 lbs. | 5 lbs. |

Ergotron WorkFit-S — Dual Attached Sit-Stand Workstation

| Description | Height | Depth | Width | Number | Price |
|----------------------------|------------------------|--------------|------------|------------|------------------|
| Without Worksurface | | | | | |
| Black | 29.4(747mm)-35"(889mm) | 16.3"(414mm) | 24"(610mm) | 33-341-200 | \$ 896.58 |
| With Worksurface | | | | | |
| Black | 29.4(747mm)-35"(889mm) | 16.3"(414mm) | 27"(686mm) | 33-349-200 | \$1159.74 |
| White | 29.4(747mm)-35"(889mm) | 16.3"(414mm) | 27"(686mm) | 33-349-211 | 1169.94 |



33-341-200



33-349-200
33-349-211

Features

- Includes: Height-adjustment column, desk clamp, crossbar, two LCD pivots, keyboard tray, and left/right mouse tray or worksurface when applicable.
- For use with screen 24"(610mm) or smaller.
- Maximum weight capacity:
 - Total capacity 31 pounds.
 - LCD - 6-14 pounds without worksurface. With worksurface LCD weight capacity 6-12 pounds..
 - Keyboard tray - 5 pounds.
 - Worksurface (when specified) - 5 pounds
- Keyboard tray dimensions:
 - Without Worksurface - 9.3"(236mm) D x 16.5"(419mm) W.
 - With Worksurface - 9"(229mm) D x 27"(686mm) W.
- Mouse tray available on without worksurface model only. May be installed on left or right side of keyboard tray. Dimensions: 7.9"(201mm) D x 7.5"(191mm) W.
- Worksurface dimensions: 15"(381mm) D x 23"(584mm) W.
- Height adjustment range is 18"(457mm) with LCD and keyboard tray in tandem. LCD's adjust 5"(127mm) independently. Maximum LCD height adjustment is 23"(584mm).
- Rotates 90°.
- Keyboard tray tilts back 5°.

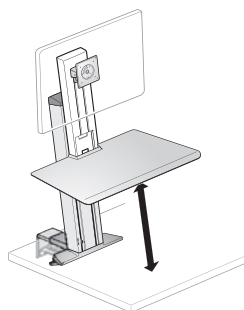
To Order, Specify:

- 1) Product number.

Specification Tips

- Desk clamp mounts on front of worksurface 0.5"(13mm)-2.4"(61mm) thick.
- Height measured from desktop to lowest and highest positions.

Ergotron WorkFit-SR — Single Attached Sit-Stand Workstation



33-415-085
33-415-062

| Description | Height | Depth | Width | Number | Price |
|-----------------|------------------------|--------------|--------------|------------|------------------|
| Standard | | | | | |
| Black | 28.9(734mm)-37"(940mm) | 24.2"(615mm) | 29.5"(749mm) | 33-415-085 | \$1305.60 |
| White | 28.9(734mm)-37"(940mm) | 24.2"(615mm) | 29.5"(749mm) | 33-415-062 | 1305.60 |

Features

- Includes: Height-adjustment column, LCD pivot, worksurface, one USB extension cable, one cable wrap and desk clamp.
- For use with screen size 24"(610mm) or smaller.
- Maximum weight capacity:
 - Total capacity 24 lbs.
 - LCD 3-13 lbs.
 - Worksurface 5 lbs.
- Worksurface dimensions: 22"(559mm) D x 29.5"(749mm) W.
- Height adjustment range is 18"(457mm) with monitor and keyboard in tandem. Monitors have an additional 5"(127mm) of independent lift.
- Tilts 30°.
- Rotates 360°.
- Integrated cable management.
- Standard with pre-installed USB cable.

To Order, Specify:

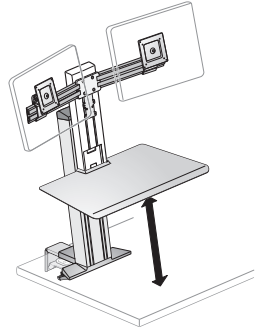
- 1) Product number.

Specification Tips

- Desk clamp attaches to the rear of surfaces up to 2.5"(64mm) thick.
- Recommended for use on 30"(762mm)-36"(914mm) worksurfaces. Desks shorter than 30"(762mm) worksurface will extend beyond desktop edge. Desks deeper than 36"(914mm), worksurface will not extend to desktop edge.
- Short surface model available for worksurfaces less than 30"(762mm) deep.
- Height measured from desktop to lowest and highest positions.

Ergotron WorkFit-SR — Dual Attached Sit-Stand Workstation

| Description | Height | Depth | Width | Number | Price |
|-------------|-------------------------|--------------|--------------|------------|------------------|
| Black | 28.9(734mm)- 37”(940mm) | 25.2”(640mm) | 29.5”(749mm) | 33-407-085 | \$1467.44 |
| White | 28.9(734mm)- 37”(940mm) | 25.2”(640mm) | 29.5”(749mm) | 33-407-062 | 1467.44 |



33-407-085
33-407-062

Features

- Includes: Height-adjustment column, crossbar, two LCD pivots, worksurface, one USB extension cable, two cable wraps and desk clamp.
- For use with screen 24”(610mm) or smaller.
- Maximum weight capacity:
 - Total capacity 25 pounds.
 - Monitor arm 3-11 pounds each.
 - Worksurface 5 pounds.
- Worksurface dimensions: 22”(559mm) D x 30”(762mm) W.
- Height adjustment range is 18”(457mm) with monitor and keyboard in tandem. Monitors lift independently 5”(127mm) additional.
- Tilts 35°.
- Rotates 360°.

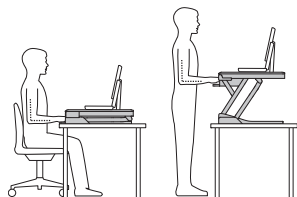
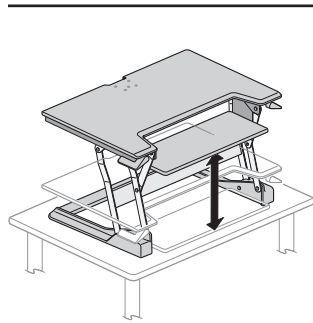
To Order, Specify:

- 1) Product number.

Specification Tips

- Desk clamp attaches to rear of surfaces up to 2.5”(64mm) thick.
- Recommended for use on 30”(762mm)-36”(914mm) worksurfaces. Desks shorter than 30”(762mm) worksurface will extend beyond desktop edge. Desks deeper than 36”(914mm), worksurface will not extend to desktop edge.
- Height measured from desktop to lowest and highest positions.

Ergotron WorkFit-T — Desktop Sit-Stand Workstation



33-397-085
33-397-062

| Description | Depth | Width | Number | Price |
|-------------|------------|------------|------------|-----------------|
| Black | 25"(635mm) | 35"(889mm) | 33-397-085 | \$837.86 |
| White | 25"(635mm) | 35"(889mm) | 33-397-062 | 837.86 |

Features

- Includes: One height adjustable workstation with keyboard tray.
- For use with screen 30"(762mm) or smaller.
- Maximum weight capacity: 10-35 pounds.
- Keyboard tray dimensions are 25"(635mm) W x 9"(229mm) D.
- Total height adjustment range is 15"(381mm). Monitor and keyboard move in tandem.
- Keyboard tray sits 4.5"(114mm) below WorkFit worksurface.
- Ships fully assembled.

To Order, Specify:

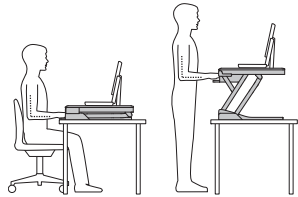
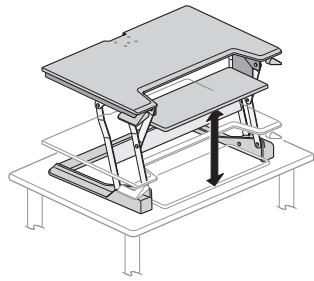
- 1) Product number.

Specification Tips

- Fits on surfaces 24"(610mm) deep or larger including corner surfaces.
- Monitor can be placed directly on the worksurface or monitor mount can be used; sold separately.

Ergotron WorkFit-TL — Desktop Sit-Stand Workstation

| Description | Depth | Width | Number | Price |
|-----------------------|------------|--------------|------------|-----------|
| Black | 27"(686mm) | 37.5"(953mm) | 33-406-085 | \$ 863.36 |
| White | 27"(686mm) | 37.5"(953mm) | 33-406-062 | 863.36 |
| Black - TAA Compliant | 27"(686mm) | 37.5"(953mm) | 33-418-085 | 1264.80 |



33-406-085
33-406-062
33-418-085

Features

- Includes: One height adjustable workstation with keyboard tray.
- TAA compliant version assembled in the USA in black only.
- For use with screen 30"(762mm) or smaller.
- Maximum weight capacity: 10-40 pounds.
- Keyboard tray dimensions are 27.5"(699mm) W x 11"(279mm) D.
- Total height adjustment range is 15"(381mm). Monitor and keyboard move in tandem.
- Keyboard tray sits 4.5"(114mm) below WorkFit worksurface.
- Ships fully assembled.

To Order, Specify:

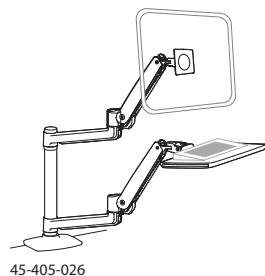
- 1) Product number.

Specification Tips

- Fits on desks 24"(610mm) deep or larger.
- Monitor can be placed directly on the worksurface or monitor mount can be used; sold separately.

Ergotron WorkFit LX - Sit-Stand Desk Mount System

| Description | Number | Price |
|-------------------|------------|-----------|
| Polished Aluminum | 45-405-026 | \$1296.42 |



45-405-026

Features

- Includes: Monitor arm, two extensions, keyboard arm and tray, slide-out mouse tray, pole, two pole collars, desk clamp, grommet mount, VESA brackets, wrist rest and hardware.
- For use with screen 42”(1067mm) or smaller.
- Maximum weight capacity:
 - Monitor arm 7-25 pounds.
 - Keyboard arm 5 pounds.
- Keyboard tray dimensions: 8.9”(226mm) D x 18.3”(465mm) W.
- Keyboard tray tilts back 5°.
- Mouse tray dimensions: 8”(203mm) D x 8”(203mm) W.
- Height adjustment range is 20”(508mm).
- Side-to-Side movement range of 62”(1575mm).
- Arm extension is 33”(838mm).
- Tilts 75°.
- Pans 360°.
- Rotates 360°.
- Mouse Tray may be installed on the left or right side.

To Order, Specify:

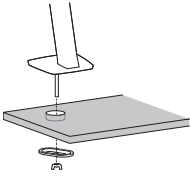
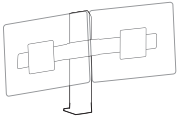
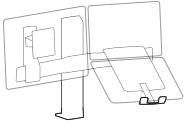
- 1) Product number.

Specification Tips

- Desk clamp attaches to rear edge up to 2.5”(64mm) thick.
- Grommet mount attaches through hole 0.5”(13mm) to 2.5”(64mm) wide and up to 2.25”(57mm) thick.

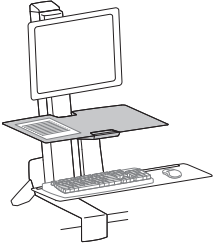
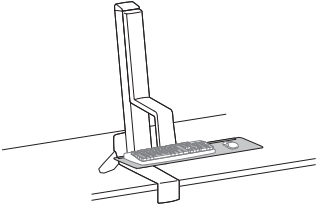
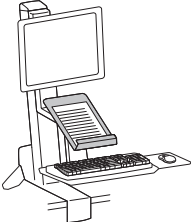

Ergotron WorkFit — Accessories

WorkFit-A

| | Description | Number | Price |
|--|---|--|----------|
|  <p>97-692</p> | <p>Grommet Mount</p> <p>Polished Aluminum/Black</p> | 97-692 | \$53.28 |
| | <p>Features</p> <ul style="list-style-type: none"> • Includes one grommet mount. • For use with WorkFit-A. • Black pole and hardware with polished aluminum base. <p>Specification Tips</p> <ul style="list-style-type: none"> • Attaches through surface hole 0.5”(13mm) to 2.5”(64mm) wide and up to 2.6”(66mm) thick. • For maximum support, screw should be centered through hole. | <p>To Order, Specify:</p> <p>1) Product number.</p> | |
|  <p>97-606</p> | <p>Conversion Kit Single HD to Dual</p> <p>Black</p> | 97-606 | \$115.96 |
| | <p>Features</p> <ul style="list-style-type: none"> • Includes: Crossbar, two monitor pivots and mounting hardware. • Converts WorkFit-A single HD workstation into a WorkFit Dual workstation. • For use with screens 24”(610mm) or smaller. • Pivots 360°. • LCD weight capacity is 6-14 pounds. • Total weight capacity is contingent on the WorkFit platform to which the kit is added. <p>Specification Tips</p> <ul style="list-style-type: none"> • Compatible with WorkFit-A products. • Not for use with WorkFit-S. | <p>To Order, Specify:</p> <p>1) Product number.</p> | |
|  <p>97-605</p> | <p>Conversion Kit Single HD to LCD & Laptop</p> <p>Black</p> | 97-605 | \$166.91 |
| | <p>Features</p> <ul style="list-style-type: none"> • Includes: Laptop tray, riser bracket, LCD pivot and mounting hardware. • Converts WorkFit-A single HD workstation into a WorkFit LCD and laptop workstation. • For use with screens 20”(508mm) or smaller. • Monitor tilts 30°. • Rotates 360°. • LCD weight capacity is 6-16 pounds. • Laptop weight capacity is 10 pounds. • Total weight capacity is contingent on the WorkFit platform to which the kit is added. <p>Specification Tips</p> <ul style="list-style-type: none"> • Compatible with WorkFit-A products. • Not for use with WorkFit-S. | <p>To Order, Specify:</p> <p>1) Product number.</p> | |

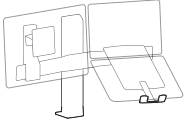
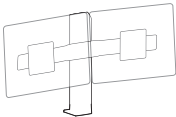
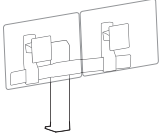
Ergotron WorkFit — Accessories

WorkFit-S

| | Description | Height | Depth | Width | Number | Price |
|--|--|--------------|------------|--------------|---|-----------------|
|  <p>97-581-019</p> | Black | .25"(6mm) | 15"(381mm) | 23"(584mm) | 97-581-019 | \$185.28 |
| | Features <ul style="list-style-type: none"> Includes: Worksurface, mounting brackets and mounting hardware. For use on WorkFit-S workstation. Weight capacity is 5 pounds. | | | | To Order, Specify: 1) Product number. | |
| <hr/> | | | | | | |
|  <p>97-653</p> | Black | .25"(6mm) | 9"(229mm) | 27"(686mm) | 97-653 | \$101.68 |
| | Features <ul style="list-style-type: none"> Includes: Keyboard tray and mounting hardware. For use on WorkFit-S workstation. Weight capacity is 5 pounds. | | | | To Order, Specify: 1) Product number. | |
| <hr/> | | | | | | |
|  <p>97-558-200</p> | Black | 10.7"(272mm) | 1.5"(38mm) | 7.25"(184mm) | 97-558-200 | \$58.14 |
| | Features <ul style="list-style-type: none"> Includes: document holder, handle and mounting hardware. For use with WorkFit-S. Maximum weight capacity: 2.2 pounds | | | | To Order, Specify: 1) Product number. | |
| <hr/> | | | | | | |
|  <p>97-649-085</p> | Black | | | | 97-649-085 | \$38.76 |
| | Features <ul style="list-style-type: none"> Includes one grommet mount. For use with WorkFit-S. | | | | To Order, Specify: 1) Product number. | |
| <hr/> | | | | | | |
| Specification Tips <ul style="list-style-type: none"> Does not affect normal range of WorkFit S. When added to WorkFit-S reduce total weight capacity by 6 pounds. May not be used in conjunction with Tablet/Document Holder. | | | | | | |

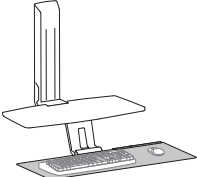
Ergotron WorkFit — Accessories

WorkFit-A / WorkFit-S

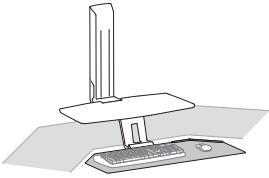
| | Description | Number | Price |
|---|---|--------|----------|
|  <p>97-617</p> | <p>Conversion Kit: Dual to LCD & Laptop</p> <p>Black</p> <p>Features</p> <ul style="list-style-type: none"> • Includes: Laptop tray, riser bracket, monitor pivot and mounting hardware. • Converts WorkFit-S or WorkFit-A Dual workstation into a WorkFit LCD and laptop workstation. • For use with screens 24"(610mm) or smaller. • Monitor tilts 30°. • Pans 180°. • Monitor rotates 360°. • Weight capacity is contingent on the WorkFit platform to which the kit is added. <p>Specification Tip</p> <ul style="list-style-type: none"> • Compatible with WorkFit-A or WorkFit-S workstation. | 97-617 | \$126.19 |
|  <p>97-616</p> | <p>Conversion Kit: LCD & Laptop to Dual</p> <p>Black</p> <p>Features</p> <ul style="list-style-type: none"> • Includes: Two monitor pivots and mounting hardware. • Converts WorkFit-S or WorkFit-A LCD & Laptop workstation into a Dual Workstation. • For use with screens 22"(559mm) or smaller. • Rotates 360°. • Weight capacity is contingent on the WorkFit platform to which the kit is added. | 97-616 | \$73.63 |
|  <p>97-615</p> | <p>Tall-User Kit for WorkFit Dual</p> <p>Black</p> <p>Features</p> <ul style="list-style-type: none"> • Includes: Two monitor pivots, two riser brackets and mounting hardware. • Converts WorkFit-S or WorkFit-A Dual display workstation to improve ergonomic height requirements of taller users. • For use with screens 24"(610mm) or smaller. • Maximum weight capacity: <ul style="list-style-type: none"> –Total capacity 28 pounds. –LCD – 6-14 pounds. • Rotates 360°. • Adds 30° of up/down tilt to displays. • Weight capacity is contingent on the WorkFit platform to which the kit is added. <p>Specification Tip</p> <ul style="list-style-type: none"> • Compatible with WorkFit-S and WorkFit-A. Also works with Dual Monitor Kit for WorkFit-T. | 97-615 | \$102.53 |

Ergotron WorkFit — Accessories

WorkFit-A/WorkFit-S

| | Description | Height | Depth | Width | Number | Price |
|--|---|-----------|------------|------------|--|-----------------|
|  | Black | .25"(6mm) | 11"(279mm) | 27"(686mm) | 97-897 | \$124.24 |
| | Features <ul style="list-style-type: none"> Includes: Large single piece keyboard tray and mounting hardware. Maximum weight capacity is 5 pounds. | | | | To Order, Specify: <ul style="list-style-type: none"> 1) Product number. | |
| Specification Tips <ul style="list-style-type: none"> Compatible with WorkFit-S and WorkFit-A. Installs centered of offset to the right or left side. | | | | | | |

97-897

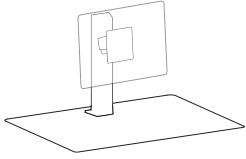
| | | | | | | |
|--|--|-----------|------------|------------|--|-----------------|
|  | Black | .25"(6mm) | 11"(279mm) | 27"(686mm) | 97-898 | \$124.22 |
| | Features <ul style="list-style-type: none"> Includes: Corner single piece keyboard tray and mounting hardware. Maximum weight capacity is 5 pounds. | | | | To Order, Specify: <ul style="list-style-type: none"> 1) Product number. | |
| Specification Tips <ul style="list-style-type: none"> Compatible with WorkFit-S and WorkFit-A. Installs centered of offset to the right or left side. | | | | | | |

97-898

Ergotron WorkFit — Accessories

WorkFit-T/WorkFit-TL

| | Description | Number | Price |
|---------------------------------------|-------------|------------|-----------------|
| WorkFit Single LCD Monitor Kit | Black | 97-935-085 | \$207.35 |
| | White | 97-935-062 | 201.92 |



97-935-085
97-935-062

Features

- Includes: 5”(127mm) lift engine, one monitor pivot, dual bow, and hardware.
- For use with screen 24”(610mm) or smaller.
- Maximum weight capacity: 6-16 pounds.
- Tilts 30°.
- Rotates 360°.

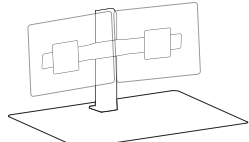
To Order, Specify:

- 1) Product number.

Specification Tips

- Compatible with WorkFit-T and WorkFit-TL.
- When added to the WorkFit-T, overall capacity of the WorkFit-T decreases from 35 pounds to 28.4 pounds.
- When added to the WorkFit-TL, overall capacity of the WorkFit-TL is decreased from 40 pounds to 33.4 pounds.

| | | | |
|---------------------------------|-------|------------|-----------------|
| WorkFit Dual Monitor Kit | Black | 97-934-085 | \$308.55 |
| | White | 97-934-062 | 303.97 |



97-934-085
97-934-062

Features

- Includes: 5”(127mm) lift engine, two monitor pivots, dual bow, and hardware.
- For use with screen 24”(610mm) or smaller.
- Maximum weight capacity:
 - Total weight 12-28 pounds.
 - LCD weight 6-14 pounds each.
- Rotates 360°.

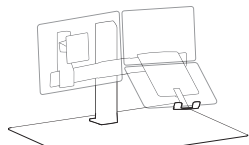
To Order, Specify:

- 1) Product number.

Specification Tips

- Compatible with WorkFit-T and WorkFit-TL.
- When added to the WorkFit-T, overall capacity of the WorkFit-T decreases from 35 pounds to 25.3 pounds.
- When added to WorkFit-TL, overall capacity of the WorkFit TL is decreased from 40 pounds to 30.3 pounds.

| | | | |
|-------------------------------------|-------|------------|-----------------|
| WorkFit LCD & Laptop Kit | Black | 97-933-085 | \$303.25 |
| | White | 97-933-062 | 290.70 |



97-933-085
97-933-062

Features

- Includes: 5”(127mm) lift engine, one monitor pivot, one laptop tray, dual bow, and hardware.
- For use with screen 24”(610mm) or smaller.
- Maximum weight capacity: 12-26 pounds.
 - LCD 6-16 pounds.
 - Laptop Tray 10 pounds.
- Monitor tilts 30°.
- Monitor rotates 360°.

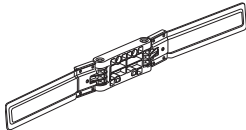

To Order, Specify:

- 1) Product number.


Specification Tips

- Compatible with WorkFit-T and WorkFit-TL.
- When added to the WorkFit-T, overall capacity of the WorkFit-T decreases from 35 pounds to 25 pounds.
- When added to the WorkFit-TL, overall capacity of the WorkFit-TL decreases from 40 pounds to 30 pounds.

Ergotron Monitor Arm Accessories

| | Description | Number | Price |
|---|--|--------|-------|
|  <p>98-101-009</p> | <p>Black</p> <p>98-101-009</p> <p>Price</p> <p>\$118.27</p> | | |
| | <p>Description</p> <p>Features</p> <ul style="list-style-type: none"> Includes: Double-hinged bow and mounting hardware. For use with screens 25"(635mm) or smaller. Weight capacity is 6-14 pounds each. Capacity may vary depending on WorkFit capacity. Pans 168° from front to back using monitors 18"(457mm) or smaller. Panning motion may be restricted when using screens 19"(483mm) - 25"(635mm) in size. <p>To Order, Specify:</p> <ul style="list-style-type: none"> 1) Product number. | | |
| | <p>Specification Tips</p> <ul style="list-style-type: none"> Compatible with WorkFit-A, WorkFit-S, WorkFit-SR dual workstations. Pivots are not included. Use pivots from current workstation. | | |
|  <p>97-845</p> | <p>Black</p> <p>97-845</p> <p>Price</p> <p>\$32.19</p> | | |
| | <p>Description</p> <p>Features</p> <ul style="list-style-type: none"> Includes: Bracket, recess spacer, and screws. Raises monitor 4"(102mm) - 6"(152mm). Screen size dependent on product to which it is attached. <p>To Order, Specify:</p> <ul style="list-style-type: none"> 1) Product number. | | |
| | <p>Specification Tips</p> <ul style="list-style-type: none"> Compatible with WorkFit-S, WorkFit-A and WorkFit-T as well as any VESA mount where portrait/landscape adjustment is locked or not present. Kit adds one pound to the mount weight. De-rate weight capacity of accompanying mount by one pound. Monitor weight should never exceed 29 pounds. | | |

Ergotron WorkFit — Anti-Fatigue Floor Mat



97-620-060

| Height | Depth | Width | Number | Price |
|--------------|------------|------------|------------|-----------------|
| 6.25"(159mm) | 24"(610mm) | 36"(914mm) | 97-620-060 | \$417.56 |

Features

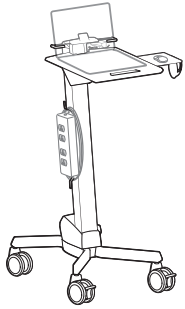
- Includes: One floor mat.
- 0.625"(16mm) thick.
- Custom blended medium density polyurethane foam.
- High tear strength polyurethane outer membrane.
- Black only.
- TAA (Trade Agreements Act) compliant.

To Order, Specify:

- 1) Product number.

Ergotron Neo-Flex Laptop Cart

| Height | Depth | Width | Number | Price |
|----------------------------|--------------|--------------|------------|------------------|
| 26.6"(676mm)-46.6"(1184mm) | 22.8"(579mm) | 17.5"(445mm) | 24-205-214 | \$1486.92 |



24-205-214
(power strip shown not included)

Features

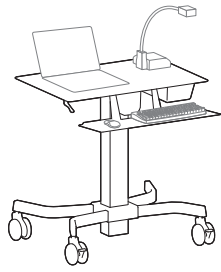
- Includes: Integrated worksurface/keyboard tray with left/right mouse tray, scanner holder bracket, mouse holder, cable storage area, four dual casters (two locking), laptop security system, bracket for power strip and cable wrap.
- Compatible with most 12"(305mm)-17"(432mm) laptops. Maximum outside width of laptop is 18"(457mm).
- Maximum weight capacity is 15 pounds.
- Front handle on worksurface allows for easy mobility.
- 20"(508mm) height range adjustment allows for use from a seated or standing position.
- Worksurface dimensions 16.5"(419mm) W x 20.5"(521mm) D.
- Laptop cart standard in gray with 2 piece gray plastic worksurface.

To Order, Specify:

- 1) Product number.

Ergotron Teachwell® Mobile Digital Workspace

| Height | Depth | Width | Number | Price |
|------------------------|------------|------------|------------|-----------|
| 32"(813mm)-52"(1321mm) | 24"(610mm) | 31"(787mm) | 24-220-055 | \$1261.33 |



24-220-055

Features

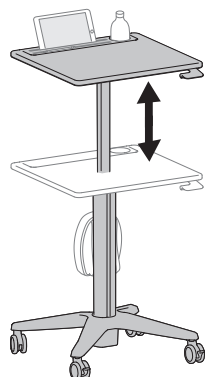
- Includes: Cart, integrated phenolic worksurface, seamless keyboard/mousing tray, cable management box, cable winding brackets, four dual casters (two locking).
- Maximum weight capacity 38.5 pounds.
- Worksurface height adjustment range: 32"(813mm)-52"(1321mm).
Note: worksurface and keyboard tray adjust in tandem.
- Worksurface dimensions: 31"(787mm) W x 21"(533mm) D.
- Keyboard Tray: 26"(660mm) W x 9.4"(239mm) D stows under worksurface. Includes 5° back-tilt.
- Cable management box interior: 13.4"(340mm) W x 5"(127mm) D x 3.4"(86mm) H. Provides storage for one standard six-outlet power strip, two power bricks and the associated cables.
- Available in supplier graphite grey only.
- Includes mechanical mounting holes to mount many major document camera models. Ordered separately.
- Ships assembled.

To Order, Specify:

- 1) Product number.

Ergotron LearnFit

LearnFit Desk



24-547-003
24-481-003

| Description | Height | Depth | Width | Number | Price |
|-------------|------------------------|------------|------------|------------|-----------------|
| Sit-Stand | 29"(737mm)-44"(1118mm) | 22"(559mm) | 24"(610mm) | 24-547-003 | \$762.82 |
| Standing | 33"(838mm)-49"(1245mm) | 22"(559mm) | 24"(610mm) | 24-481-003 | 762.77 |

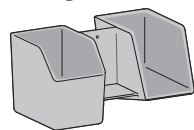
Features

- Includes: One adjustable height desk with two locking and 2 non-locking casters and backpack hook.
- PrecisionHeight™ Technology allows for one-touch height adjustment.
- Worksurface includes built in cup holder, tablet stand pocket and pencil tray.
- Maximum weight capacity for desk surface is 15 pounds.
- Sit-Stand desk height range is 29"(737mm)-45"(1143mm). Adjustable Standing desk height range is 33"(838mm)-49"(1245mm).
- Standard with polished aluminum column and base with feathered gray laminate surface. Edgeband and cup holder/pencil tray standard in dark gray.

To Order, Specify:

- 1) Product number.

Storage Bin



97-926-064

| | | | | | |
|-----------|-----------|-----------|--------------|------------|----------------|
| Dark Gray | 8"(203mm) | 8"(203mm) | 14.5"(368mm) | 97-926-064 | \$76.50 |
|-----------|-----------|-----------|--------------|------------|----------------|

Features

- Includes: Molded plastic bins and mounting hardware.
- Sized to hold notebooks, folders and books.
- Smooth plastic surface.
- Maximum weight capacity is 8 pounds.
- Three separate compartments:
 - Enclosed, top-loaded on left side.
 - 3-sided, front-loaded on right side.
 - Smaller, 3-sided, front-loaded in center.

To Order, Specify:

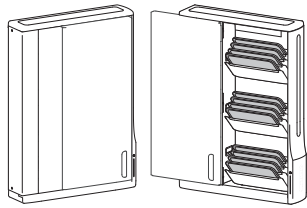
- 1) Product number.

Specification Tips

- Compatible with LearnFit Adjustable Standing Desk
- Attaches at any height along the desk column.

Ergotron Zip 12 Charging

| | Height | Depth | Width | Number | Price |
|--|--------------|-------------|---------------|-------------|-----------|
| | 35.6"(904mm) | 5.9"(150mm) | 40.9"(1039mm) | DM12-1006-1 | \$1860.53 |



DM12-1006-1



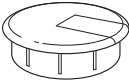
Features

- Includes: Cabinet, 6' power cord, key and wall mounting hardware.
- Charges and secures up to 12 tablets or notebooks with screens up to 12"(305mm).
- Show & Stow™ technology tilting tablet trays pull out to load/unload and automatically retract.
- Sliding front access door.
- 12 receptacle outlet strip designed to work with oversized adapters. AC adapter maximum dimensions 4.1(104mm) H x 2"(51mm) W x 4"(102mm) D.
- Individual device maximum weight 3 pounds. Total weight capacity 44.4 pounds.
- Contains one 12V DC continuous operation cooling fan.
- Uses AC adapters that come with each device. AC adapters not included.
- Black with polished aluminum sliding door and laptop tray fronts.

To Order, Specify:

- 1) Product number.

Grommets

| | Height | Inside Diameter | Outside Diameter | Number | Price |
|---|----------|-----------------|------------------|----------|---------|
|  | 1"(25mm) | 2.75"(70mm) | 3"(76mm) | WUAC-WSG | \$24.28 |

WUAC-WSG
Class CA – SIN 711-1;
Discount Group I

Features

- Includes one cover.
- Must be field-installed.
- Available in Charcoal color only.

To Order, Specify:

- 1) Product number.
(No finish specification required.)



WQAG
Class PT – SIN 711-11;
Discount Group IX

| Top Thickness | Diameter | Number | Trim A | B |
|---------------|----------|--------------|---------|---------|
| 1.19"(30mm) | 3"(76mm) | WQAG-0303-PS | \$45.42 | \$54.75 |
| 2"(51mm) | 3"(76mm) | WQAG-0303-PM | 45.42 | 54.75 |

Features

- Includes one 3"(76mm) diameter grommet with cover.
- Requires 2.75"(70mm) diameter field drilled hole.
- Field installed.

To Order, Specify:

- 1) Product number.
- 2) Trim color.



JAG-1
Class TA – GSA: Open Market

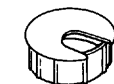
| Size | Diameter | Hole Size | Number | Price |
|---------------|--------------|-------------|--------|---------|
| Small grommet | 1.57" inside | 1.75"(45mm) | JAG-1 | \$19.13 |

Features

- Includes one 1.57"(40mm) round grommet.
- Field drilled 1.75"(44mm) hole.
- Standard in black.

To Order, Specify:

- 1) Product number.
(No finish specification required.)



JAG-2
Class TA – SIN 711-11;
Discount Group X

| Size | Diameter | Hole Size | Number | Price |
|---------------|--------------|-----------|--------|---------|
| Large grommet | 2.75" inside | 3"(76mm) | JAG-2 | \$22.07 |

Features

- Install in field drilled 3"(76mm) hole.
- Standard in black.
- Removable cap.

To Order, Specify:

- 1) Product number.
(No finish specification required.)



TA01-0220
Class TA – SIN 711-11;
Discount Group X

| Top Thickness | Diameter | Number | Trim A | B |
|---------------|-------------|-----------|---------|---------|
| 0.75"(19mm) | 2.75"(70mm) | TA01-0220 | \$31.95 | \$36.87 |

Features

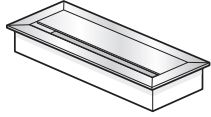
- Includes one grommet.
- Field installed into field cut opening.

To Order, Specify:

- 1) Product number.
- 2) Trim color.

Grommets

Flip Top Unit — Hatch



EUG1

| Finishes | Bezel Width | Bezel Depth | Flip Top Unit Cutout Code | Configuration | Number | Price |
|-----------------|---------------|---------------|---------------------------|---------------|------------------|-----------------|
| Anodized | | | | | | |
| | 5.24"(133mm) | 4.375"(111mm) | A, B | 2 | EUG1-0000-G2NNNW | \$192.80 |
| | 8.31"(211mm) | | F, V | 4 | EUG1-0000-G4NNNW | 204.85 |
| | 11.25"(286mm) | | J, K | 6 | EUG1-0000-G6NNNW | 216.91 |
| Black | | | | | | |
| | 5.24"(133mm) | 4.375"(111mm) | A, B | 2 | EUG1-0000-G2NNNB | \$253.05 |
| | 8.31"(211mm) | | F, V | 4 | EUG1-0000-G4NNNB | 265.10 |
| | 11.25"(286mm) | | J, K | 6 | EUG1-0000-G6NNNB | 277.16 |

Features

- Includes one flip top unit hatch.
- Hatch is flush mounted with spring release cover; 0.5"(13mm) gap between cover and bezel for cords.
- Available in anodized or black finish.
- Field installed.

To Order, Specify:

- 1) Product number.
(No finish specification required.)

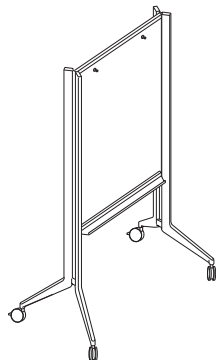
Specification Tips

- Specify for cord management as needed.
- Order hatch to match cutouts specified for each table.

Information Display

Planes Easels

| | Height | Depth | Width | Number | ① | Trim A | B |
|-----------------------|-------------|------------|-------------|---------------|---|-----------|-----------------------------------|
| Standard Easel | 75"(1905mm) | 28"(711mm) | 45"(1143mm) | KAIE-0029-LJS | ■ | B | \$1601.96 \$1647.74 |



KAIE-0029

Features

- Includes frame and attached, two-sided laminate writing surface/center board with attached marker tray.
- Markers and erasers separately specified.
- **One information board can be hung from each side of easel; specify separately.**
- Center board has pins to allow hanging of standard size easel paper pad.
- Writable surface/center board is 0.64"(16mm) thick with 1mm bright white edgeband and has a 31"(787mm) wide x 43"(1092mm) high writing surface.
- Aluminum frame available in metallic trim colors only.
- Easel marker tray is 30"(762mm) wide x 1.375"(35mm) high x 3"(76mm) deep. Accessible from one side only.
- Optional casters or glides are field interchangeable:
 - Casters (two locking/two non-locking) are available with:
 - Light platinum or fog hub with graphite tread, or
 - black hub with black tread.
- Optional glides (four) are available in light platinum, fog or black with 0.5"(13mm) height adjustment.
 - Glide stem is painted to match base; glide base disc color must be specified.
- Easel can be used as a projection screen and/or space divider.
- Easel height with information board(s) attached is 78"(1981mm).
- Ships unassembled.

To Order, Specify:

- 1) Product number, including:
 - ① **Base Option:**
 - Caster
 - Glide, add **\$78.00** list
- 2) Frame trim color.
- 3) Caster/Glide base disc trim color:
 - Black – TR-F
 - Fog – TR-7
 - Light Platinum – TR-LPL

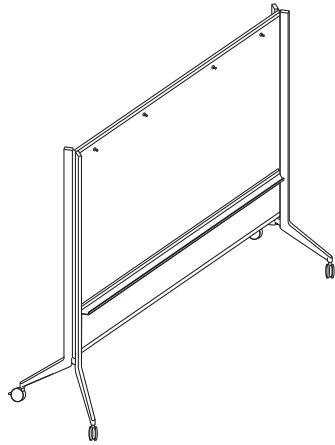
Specification Tips

- Only Planes information boards can be hung off the Planes easel.
- The following Planes products are separately specified:
 - Information Boards
- **The following products are recommended to maintain the markerboard appearance:**
 - Dry erase marker kit (includes holder, six markers and eraser), order part# 7062-8001.
 - Markerboard cleaner and conditioner, order part# 7031-7001.
 - Markerboard spray cleaner, order part# 7031-7002.

Information Display

Planes Easels

| | Height | Depth | Width | Number | ① | Trim A | B |
|--------------------|-------------|------------|-------------|---------------|---|-----------|-----------------------------------|
| Large Easel | 75"(1905mm) | 28"(711mm) | 88"(2235mm) | KAIE-0072-LJS | ■ | B | \$2277.96 \$2323.74 |



KAIE-0072

Features

- Includes frame, and attached, two-sided laminate writing surface/center board with attached marker tray.
- Markers and erasers separately specified.
- **Two information boards can be hung from each side of easel; specify separately.**
- Center board has pins to allow hanging of standard size easel paper pads.
- Writable surface/center board is 0.64"(16mm) thick with 1mm bright white edgeband and has a 74"(1880mm) wide x 43"(1092mm) high writing surface.
- Aluminum frame available in metallic trim colors only.
- Easel marker tray is 73"(1854mm) wide x 1.375"(35mm) high x 3"(76mm) deep. Accessible from one side only.
- Optional casters or glides are field interchangeable:
 - Casters (two locking/two non-locking) are available with: Light platinum or fog hub with graphite tread, or black hub with black tread.
- Optional glides (four) are available in light platinum, fog or black with 0.5"(13mm) height adjustment.
 - Glide stem is painted to match base; glide base disc color must be specified.
- Easel can be used as a projection screen and/or space divider.
- Easel height with information board(s) attached is 78"(1981mm).
- Ships unassembled.

To Order, Specify:

- 1) Product number, including:

① Base Option:

- C** Caster
- G** Glide, add **\$78.00** list

- 2) Frame trim color.
- 3) Caster/Glide base disc trim color:
 - Black – TR-F
 - Fog – TR-7
 - Light Platinum – TR-LPL

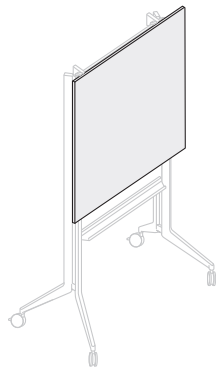
Specification Tips

- Only Planes information boards can be hung off the Planes easel.
- The following Planes products are separately specified:
 - Information Boards
- **The following products are recommended to maintain the markerboard appearance:**
 - Dry erase marker kit (includes holder, six markers and eraser), order part# 7062-8001.
 - Markerboard cleaner and conditioner, order part# 7031-7001.
 - Markerboard spray cleaner, order part# 7031-7002.

Information Display

Planes Boards and Accessories

| | Height | Width | Number | Price |
|---------------------------|-------------|-------------|-----------------|-----------------|
| Information Boards | 42"(1067mm) | 40"(1016mm) | KAIB-0040-LJSNA | \$521.74 |



KAIB-0040

Features

- Includes one information board and attachment cleats.
- Markers and erasers separately specified.
- Laminate writable surface/information boards are 0.64"(16mm) thick with one usable side and 1mm bright white edgeband.
- Safety interlock prevents dislodgement from easels and horizontal wall rail.
- Lightweight construction – each board is approximately 19 pounds.
- Information board cleats and bumpers are light platinum.
- Ships assembled.

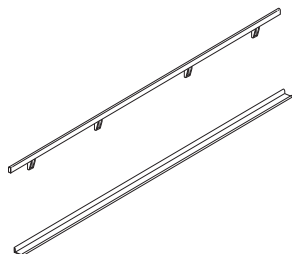
To Order, Specify:

- 1) Product number.
(No finish specification required.)

Specification Tips

- **Planes information boards add 3"(76mm) to overall easel height.**
- Information board back cleats (2) fit over top rail of easel and lower bumpers (2) allow vertical alignment.
- The following Planes products are separately specified:
 - Standard Easel
 - Large Easel
 - Horizontal Wall Rail for Information Boards
- **The following products are recommended to maintain the markerboard appearance:**
 - Dry erase marker kit (includes holder, six markers and eraser), order part# 7062-8001.
 - Markerboard cleaner and conditioner, order part# 7031-7001.
 - Markerboard spray cleaner, order part# 7031-7002.

Horizontal Wall Rail for Information Boards



KAIW-0096

| | Width | Number | Trim A | B |
|--|-------------|-----------|------------------|------------------|
| | 96"(2438mm) | KAIW-0096 | \$1195.88 | \$1241.66 |

Features

- Includes upper and lower rails, four wall cleats, two end caps and hardware.
- Lower rail also functions as a 2.25"(57mm) x 96"(2438mm) marker tray.
- 96"(2438mm) horizontal wall rail accommodates two information boards side-by-side.
- Rails can be cut down to accommodate desired width.
- Rail end caps and cleats are light platinum.
- Wall rails are mounted horizontally.
- Ships unassembled.

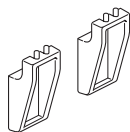
To Order, Specify:

- 1) Product number.
- 2) Trim color for rail.

Specification Tips

- **Planes horizontal wall rail requires proper structural wall backing for support. Mounting hardware is field supplied.**
- The following Planes products are separately specified:
 - Information Boards

Wall Cleat for Information Boards



KAIH-0000

| Height | Depth | Width | Number | Price |
|------------|------------|-------------|-----------|----------------|
| 3.5"(89mm) | 1.5"(38mm) | 1.75"(44mm) | KAIH-0000 | \$85.55 |

Features

- Includes two cleats in light platinum.
- For use with the Planes information board horizontal wall rail in field modified application.

To Order, Specify:

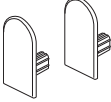
- 1) Product number.
(No finish specification required.)

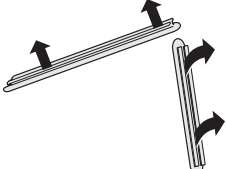
Specification Tip

- **Planes horizontal wall rail requires proper structural wall backing for support. Mounting hardware is field supplied.**

Information Display

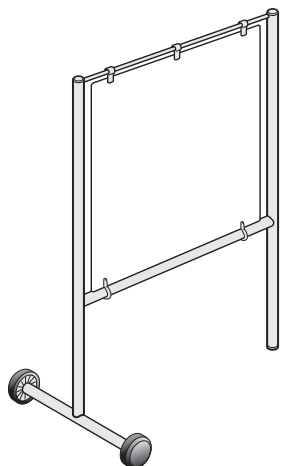
Planes Boards and Accessories

| | Number | Price |
|---|-----------|---------|
| Horizontal Wall Rail End Caps  KAIC-0000 | KAIC-0000 | \$15.16 |
| Features <ul style="list-style-type: none"> Includes two end caps in light platinum. For use with the Planes information board horizontal wall rail in field modified application. | | |
| Specification Tip <ul style="list-style-type: none"> Planes horizontal wall rail requires proper structural wall backing for support. Mounting hardware is field supplied. | | |
| To Order, Specify: <ol style="list-style-type: none"> Product number. (No finish specification required.) | | |

| | Number | Price |
|---|-----------|--------|
| Y-Leg Bumper  TA01-0214 | TA01-0214 | \$8.61 |
| Description For use on 30"(762mm) deep top | | |
| Feature <ul style="list-style-type: none"> Includes 4 bumpers in light platinum, for easel Y-leg. | | |
| Specification Tip <ul style="list-style-type: none"> Protects Y-leg tables when nested. | | |
| To Order, Specify: <ol style="list-style-type: none"> Product number (No color specification required.) | | |

Information Display – Planes Markerboard

Markerboard Insert



NBFS-M

| Height | Width | Number | Trim A | B |
|-------------|-------------|-------------|-----------|-----------|
| 53"(1346mm) | 36"(914mm) | NBFS-5336-M | \$1301.63 | \$1327.75 |
| | 48"(1219mm) | NBFS-5348-M | 1570.55 | 1601.89 |
| 64"(1626mm) | 36"(914mm) | NBFS-6436-M | \$1465.97 | \$1494.70 |
| | 48"(1219mm) | NBFS-6448-M | 1794.65 | 1828.60 |

Features

- Includes frame, markerboard insert, and attachment hardware.
- Markers and erasers not included.
- Attachment hardware is clear.
- 4"(102mm) wheels are non-locking. Standard in black finish color only.
- Screens are non-load bearing.
- Two-sided acrylic markerboard.
- Screens are shipped unassembled.

To Order, Specify:

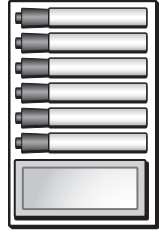
- 1) Product number.
- 2) Trim color for frame.

Specification Tips

- 53"(1346mm) high freestanding screens have 20"(508mm) wheel span centered on 1.25"(32mm) thick frame.
- 64"(1626mm) high freestanding screens have 24"(610mm) wheel span centered on 1.25"(32mm) thick frame.
- Clearance height is 17.375"(441mm).
- **The following products are recommended to maintain the markerboard appearance:**
 - Dry erase marker kit (includes holder, six markers and eraser), order part# 7062-8001.
 - Markerboard cleaner and conditioner, order part# 7031-7001.
 - Markerboard spray cleaner, order part# 7031-7002.

Information Display – Planes Markerboard Accessories

| | Description | Number | Price |
|--------------------------------|---|-----------|-----------------|
| Markerboard Accessories | Dry Erase Marker Kit (holder, six markers and eraser) | 7062-8001 | \$139.38 |
| | Cleaner and Conditioner | 7031-7001 | 158.74 |
| | Spray Cleaner | 7031-7002 | 50.80 |



7062-8001



7031-7002



7031-7001

Feature

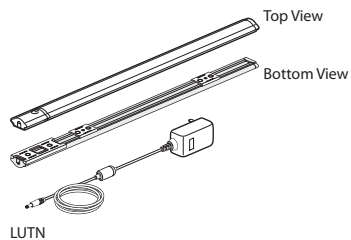
- Recommended dry erase marker products to maintain, clean & condition markerboards.

To Order, Specify:

- 1) Product number
(No finish specification required.)

Lighting — Haworth

| | Fixture Length | Total Length with Switch | Watts | Number | Price |
|---|----------------|--------------------------|-------|------------------|-----------------|
| Adaptable LED Task Light - Stand-Alone | 17"(432mm) | 18.6"(472mm) | 5.6 | LUTN-0017-19ULDN | \$176.13 |
| | 31"(787mm) | 32.6"(828mm) | 10.3 | LUTN-0031-19ULDN | 199.93 |
| | 44"(1118mm) | 45.6"(1158mm) | 14.3 | LUTN-0044-19ULDN | 222.03 |



LUTN



Features

- Includes 17"(432mm), 31"(787mm) or 44"(1118mm) LED fixture, one on/off/dimmer pack, 18 watt power supply with black nine foot power cord, two adhesive cord managers and screw/magnetic attachment hardware.
- Standard in anodized (silver) color with black caps.
- Height: 0.5"(12.7mm); Width: 1.18"(30mm).
- Automatic turn off after 12 hours (+/- 15 mins).

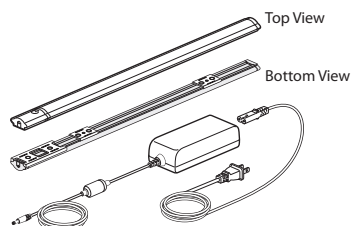
To Order, Specify:

- 1) Product number.
(No finish specification required.)

Specification Tips

- For use with 120 volt, 60 hertz electrical system.
- Color Temp: 3500K.
- Color Rendition Index: 85 CRI.
- Rated Lifespan: 52,000 hour.
- **Not intended for daisy chaining.**
- Single touch on/off with continuous dimming from 15-100% with last state memory.
- Intended for use under shelf or cabinet.

| | | | | | |
|---|-------------|---------------|------|------------------|-----------------|
| Adaptable LED Task Light - Starter Kit | 17"(432mm) | 18.6"(472mm) | 5.6 | LUTT-0017-11ULDN | \$199.82 |
| | 31"(787mm) | 32.6"(828mm) | 10.3 | LUTT-0031-11ULDN | 223.62 |
| | 44"(1118mm) | 45.6"(1158mm) | 14.3 | LUTT-0044-11ULDN | 245.72 |



LUTT



Features

- Includes LED fixture, one on/off/dimmer pack, 65 watt power supply with eleven foot power cord, two adhesive cord managers, and screw/magnetic attachment hardware.
- Standard in anodized (silver) color with black caps.
- Height: 0.5"(12.7mm); Width: 1.18"(30mm).
- Automatic turn off after 12 hours (+/- 15 mins).

To Order, Specify:

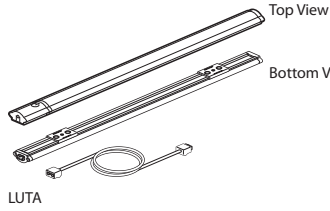
- 1) Product number.
(No finish specification required.)

Specification Tips

- For use with 120 volt, 60 hertz electrical system.
- Color Temp: 3500K.
- Color Rendition Index: 85 CRI.
- Rated Lifespan: 52,000 hour.
- Refer to the Specification Guide or under the Adaptable LED Task Light - Add-on Kit for a chart showing the total number of light fixtures that can be daisy chained together.
- Single touch on/off with continuous dimming from 15-100% with last state memory.
- The on/off dimmer switch on the Starter Kit fixture will control all connected Add-On lights.
- Intended for use under shelf or cabinet.

Lighting — Haworth

| | Fixture Length | Watts | Number | Price |
|--|----------------|-------|------------------|-----------------|
| Adaptable LED Task Light - Add-On Kit | 17"(432mm) | 5.6 | LUTA-0017-1NULDN | \$148.32 |
| | 31"(787mm) | 10.3 | LUTA-0031-1NULDN | 172.12 |
| | 44"(1118mm) | 14.3 | LUTA-0044-1NULDN | 194.22 |



LUTA



Features

- Includes LED fixture, 18"(457mm) daisy chain cord, two adhesive cord mangers, and screw/magnetic attachment hardware.
- Standard in anodized (silver) color with black caps.
- Height: 0.5"(12.7mm); Width: 1.18"(30mm).

To Order, Specify:

- 1) Product number.
(No finish specification required.)

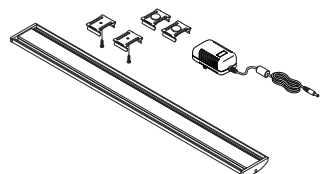
Specification Tips

- For use with 120 volt, 60 hertz electrical system.
- Color Temp: 3500K.
- Color Rendition Index: 85 CRI.
- Rated Lifespan: 52,000 hour.
- Refer to the chart below for the total number of light fixtures that can be daisy chained together.
- The on/off dimmer switch on the Starter Kit fixture will control all connected Add-On lights.
- Intended for use under shelf or cabinet.

| Acceptable Daisy Chain Light Combinations | | | |
|---|-----------------|-----------------|-----------------|
| Daisy Chair Combinations | # of 17" Lights | # of 31" Lights | # of 44" Lights |
| Combination 1 | 1 | 1 | 1 |
| Combination 2 | 1 | 1 | 0 |
| Combination 3 | 1 | 2 | 0 |
| Combination 4 | 1 | 0 | 1 |
| Combination 5 | 1 | 0 | 0 |
| Combination 6 | 2 | 1 | 0 |
| Combination 7 | 2 | 0 | 1 |
| Combination 8 | 2 | 0 | 0 |
| Combination 9 | 3 | 1 | 0 |
| Combination 10 | 3 | 0 | 0 |
| Combination 11 | 4 | 0 | 0 |
| Combination 12 | 0 | 1 | 1 |
| Combination 14 | 0 | 2 | 0 |
| Combination 15 | 0 | 3 | 0 |
| Combination 17 | 0 | 0 | 2 |

Lighting — Haworth

| | Fixture Length | Watts | Number | Price |
|---|----------------|-------|------------------|-----------------|
| Reed Premier™ Stand-Alone LED Task Light | 16.4"(417mm) | 7.8 | LUTS-0017-19ULD5 | \$250.45 |



LUTS-0017-19ULD5



Features

- Includes 17"(432mm) LED fixture, 15 watt power supply with nine foot removable power cord.
- Standard in anodized (silver) color with white end caps.
- Height: 0.5"(12.7mm); Width: 2.0"(51mm); Length: 16.4"(417mm).

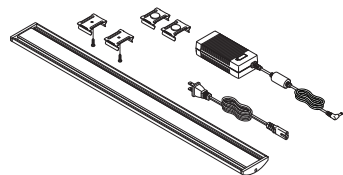
Specification Tips

- For use with 120 volt, 60 hertz electrical system.
- Color Temp: 3500K.
- Color Rendition Index: 84 CRI.
- Rated Lifespan: 5 0,000 hour.
- Not intended for daisy chaining.
- Single touch on/off with continuous dimming from 15-100%.
- Automatic shutoff after 10 hours.
- Includes screw and magnetic attachment hardware for steel, laminate and wood.
- Intended for use in horizontal applications.

To Order, Specify:

- 1) Product number.
(No finish specification required.)

| | | | | |
|---|---------------|------|------------------|-----------------|
| Reed Premier™ Starter LED Task Light | 16.4"(417mm) | 7.8 | LUTS-0017-12ULD6 | \$344.38 |
| | 30.1"(765mm) | 17.6 | LUTS-0031-12ULD6 | 501.18 |
| | 43.7"(1110mm) | 25.9 | LUTS-0044-12ULD6 | 646.78 |
| | 57.4"(1458mm) | 33.6 | LUTS-0058-12ULD6 | 803.58 |



LUTS-0017-12ULD6



Features

- Includes LED fixture, 60 watt power supply with twelve foot removable power cord.
- Standard in anodized (silver) color with white end caps.
- Height: 0.5"(12.7mm); Width: 2.0"(51mm); Lengths: 16.4"(417mm), 30.1"(765mm), 43.7"(1110mm) or 57.4"(1458mm).

Specification Tips

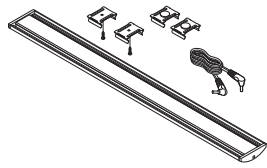
- For use with 120 volt, 60 hertz electrical system.
- Color Temp: 3500K.
- Color Rendition Index: 84 CRI.
- Rated Lifespan: 5 0,000 hour.
- Refer to the Specification Guide for a chart showing the total number of light fixtures that can be daisy chained together.
- Single touch on/off with continuous dimming from 15-100%.
- Automatic shutoff after 10 hours.
- Includes screw and magnetic attachment hardware for steel, laminate and wood.
- Intended for use in horizontal applications.

To Order, Specify:

- 1) Product number.
(No finish specification required.)

Lighting — Haworth

| | Fixture Length | Watts | Number | Price |
|--|----------------|-------|------------------|-----------------|
| Reed Premier™ | 16.4"(417mm) | 7.8 | LUTD-0017-1NULDN | \$250.45 |
| Add-On LED Task Light — | 30.1"(765mm) | 17.6 | LUTD-0031-1NULDN | 407.25 |
| For Use with Reed Premier Starter | 43.7"(1110mm) | 25.9 | LUTD-0044-1NULDN | 552.85 |
| LED Task Lights | 57.4"(1458mm) | 33.6 | LUTD-0058-1NULDN | 709.65 |



LUTD-0017-1NULDN



Features

- Includes LED fixture, 8"(203mm) and 30"(762mm) daisy chain cord.
- Standard in anodized (silver) color with white end caps.
- Height: 0.5"(12.7mm); Width: 2.0"(51mm); Lengths: 16.4"(417mm), 30.1"(765mm), 43.7"(1110mm) or 57.4"(1458mm).

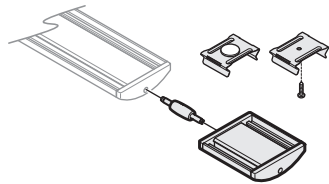
To Order, Specify:

- 1) Product number.
(No finish specification required.)

Specification Tips

- For use with 120 volt, 60 hertz electrical system.
- Color Temp: 3500K.
- Color Rendition Index: 84 CRI.
- Rated Lifespan: 5 0,000 hour.
- Refer to the Specification Guide for a chart showing the total number of light fixtures that can be daisy chained together.
- Single touch on/off with continuous dimming from 15-100%.
- Automatic shutoff after 10 hours.
- Includes screw and magnetic attachment hardware for steel, laminate and wood.
- Intended for use in horizontal applications.

Reed Premier™ Add-On Occupancy Sensor



LUTS-0000



LUTS-0000

\$281.79

Features

- Includes occupancy sensor and attachment connector.
- Standard in anodized (silver) color with white end caps.
- Height: 0.7"(17.8mm); Width: 2.0"(51mm); Length: 2.3"(58mm).

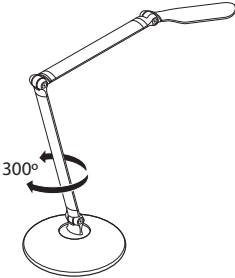

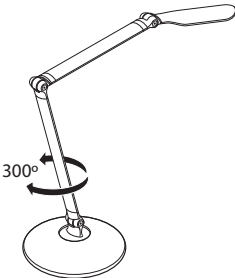

To Order, Specify:

- 1) Product number.
(No finish specification required.)

Specification Tips

- For use with 120 volt, 60 hertz electrical system.
- Includes screw and magnetic attachment hardware for steel, laminate and wood.
- Intended for use in horizontal applications.

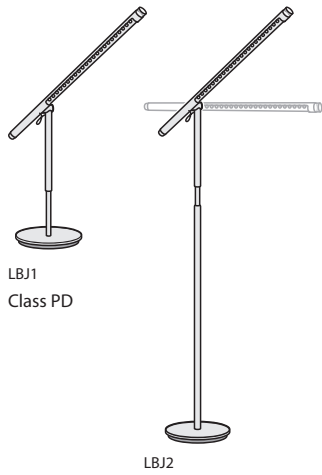
Lighting — Haworth

| | Number | Price |
|---|---|----------|
| Voyage without Occupancy Sensor  LUV1  | LUV1-0012-07 LC | \$553.63 |
| Features <ul style="list-style-type: none"> • Includes base, adjustable arm fixture with LED light and 6'(182cm) removable cord. • Available in supplier silver, white or black. • Touch controls for On/Off switching and continuous 100-15% dimming. • Arm rotates 300°. • Base footprint: 6"(152mm) diameter. • Clamp mount can be used on horizontal surfaces from 0.90"(23mm) to 1.87"(47mm) thick. • Auto turn off after 10 hours of use. • Power consumption: 7W. • Color temperature 3500k. • Luminosity: 250 Lumens. • Color Rendition Index: 84 CRI. • 50K hour lifespan. • Cord length: 6'(182cm). | To Order, Specify: 1) Product number, including: 1 Attachment: <input type="checkbox"/> F Freestanding <input type="checkbox"/> G Clamp 2) Trim color. TR-11 Black TR-12 Silver TR-13 White | |
| Specification Tips <ul style="list-style-type: none"> • Minor assembly required. • For use with 120 volt 60 hertz electrical system. | | |
| Voyage with Occupancy Sensor  LUV2  | LUV2-0012-07 LO | \$814.17 |
| Features <ul style="list-style-type: none"> • Includes base, adjustable arm fixture with LED light and 6'(182cm) removable cord. • Available in supplier silver, white or black. • Touch controls for On/Off switching and continuous 100-15% dimming. • Arm rotates 300°. • Base footprint: 6"(152mm) diameter. • Clamp mount can be used on horizontal surfaces from 0.90"(23mm) to 1.87"(47mm) thick. • Power consumption: 7W. • Color temperature 3500k. • Luminosity: 250 Lumens. • Color Rendition Index: 84 CRI. • 50K hour lifespan. • Cord length: 6'(182cm). | To Order, Specify: 1) Product number, including: 1 Attachment: <input type="checkbox"/> F Freestanding <input type="checkbox"/> G Clamp 2) Trim color. TR-11 Black TR-12 Silver TR-13 White | |
| Specification Tips <ul style="list-style-type: none"> • Minor assembly required. • For use with 120 volt 60 hertz electrical system. | | |

Lighting — Haworth Brazo Collection

Brazo

| | Base Diameter | Model | Number | Price |
|-----------------------|---------------|-------------|-----------------|----------|
| Freestanding Lighting | 8.5"(216mm) | Table Light | LBJ1-0026-19FLC | \$500.00 |
| | | Floor Light | LBJ2-0026-19FLC | 560.00 |



LBJ1
Class PD

LBJ2



Features

- Includes base, adjustable height fixture, 26.5"(673mm) arm with LED light and clear lens, nine foot removable silvertone cord.
- Available in Brushed Aluminum, Gloss White, Anodized Black or Anodized Bronze finish colors.
- Features a LED light source with full dim control knob located on end of arm and 90° disbursement adjustment.
- 1.5 to 9 watts.
- Arm rotates 360°.
- Table light adjustable height fixture range is 14"-22"(356mm-559mm) from desktop.
- Floor light adjustable height fixture range is 48"-56"(1219-1422mm) from floor.
- Base includes scratch-resistant bottom cover with side cord location.
- Table light overall height range with arm extended at 180° is 41"(1041mm).
- Floor light overall height range with arm extended at 180° is 74.75"(1899mm).

Specification Tips

- Minor assembly required.
- **For use with 120 volt 60 hertz electrical system.**

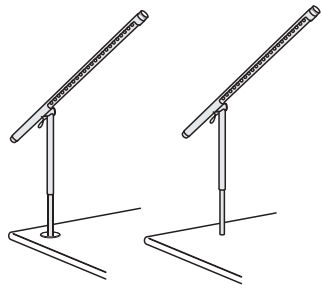
To Order, Specify:

1) Product number, including:

1 Finish Color

- N** Brushed Aluminum
- W** Gloss White
- B** Anodized Black
- Z** Anodized Bronze

| | Grommet/Hole Diameter | Model | Number | Price |
|------------------|-----------------------|---------------------------|-----------------|----------|
| Mounted Lighting | 3"(76mm) | Grommet Mounted Light | LBJ3-0026-19GLC | \$465.00 |
| | 1"(25mm) | Worksurface Mounted Light | LBJ4-0026-19GLC | 465.00 |



LBJ3
Class PD

LBJ4



Features

- Grommet Mount includes adjustable height fixture, 26.5"(673mm) arm with LED light and clear lens, nine foot removable silvertone cord and attachment hardware. **Grommet ordered separately.**
- Worksurface Mount includes adjustable height fixture, 26.5"(673mm) arm with LED light and clear lens, nine foot removable silvertone cord and attachment hardware with trim ring.
- Available in Brushed Aluminum, Gloss White, Anodized Black or Anodized Bronze finish colors.
- Features a LED light source with full dim control knob located on end of arm and 90° disbursement adjustment.
- 1.5 to 9 watts.
- Arm rotates 360°.
- Both mounted light adjustable height fixture range is 13"-21"(330mm-533mm) from desktop.
- Overall height range with arm extended at 180° is 40"(1016mm).

Specification Tips

- **Grommet Mount Brazo requires a separately specified grommet.**
- Field drilling of surface required.
- Minor assembly required.
- **For use with 120 volt 60 hertz electrical system.**

To Order, Specify:

1) Product number, including:

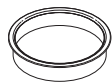
1 Finish Color

- N** Brushed Aluminum
- W** Gloss White
- B** Anodized Black
- Z** Anodized Bronze

2 Worksurface Thickness

- S** 1 3/16"(30mm)
- M** 2"(51mm)
- Q** 3"(76mm)

| | Top Thickness | Number | Price |
|---|---------------|---------------|---------|
| Grommet — For Use with Brazo Grommet Mounted Light Only | 1.19"(30mm) | WQAG-0303-PSN | \$30.00 |
| | 2"(51mm) | WQAG-0303-PMN | 30.00 |
| | 3"(76mm) | WQAG-0303-PQN | 30.00 |



WQAG
Class PT

Feature

- Includes one 3"(76mm) diameter grommet without cover.

Specification Tips

- Specify grommet to match product top thickness.
- Requires a 2.75"(70mm) diameter field drilled hole.
- For use with Brazo Grommet Mounted Light only.

To Order, Specify:

1) Product number.

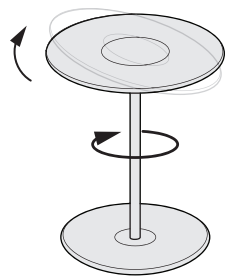
2) Trim color.

- TR-TW Plaster
- TR-LE Metallic Silver
- TR-MC Metallic Champagne

Lighting — Haworth Collection

Circa

| | Description | Number | Price |
|--------------------|-----------------------|-------------|----------|
| Table Light | Table Light | LRT1-1408 | \$500.00 |
| | Grommet Mounted Light | LRT1-1408-G | 450.00 |



LRT1-1408



Features

- Includes base, aluminum stem, lamp shade with LED flat panel light, polycarbonate lens assembly and 8’ fabric wrapped cord.
- Grommet mounted base includes attachment hardware with grommet.
- Base: 10”(254mm) diameter plastic with a steel insert and built-in USB charging port.
- 12”(305mm) diameter flat panel lamp shade is plastic with a polycarbonate lens assembly.
- Lamp shade rotates 360° and tilts 45° in two directions.
- Stem 14”(356mm) high.
- Features a LED light source with full range dim control.
- 9 watts.

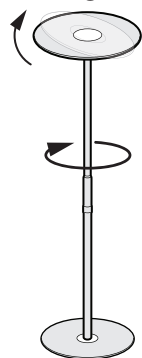
To Order, Specify:

- 1) Product number.
- 2) Trim color.
TR-R01 Graphite
TR-R02 White

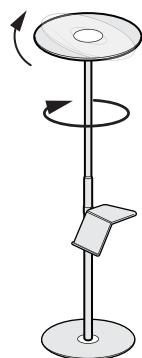
Specification Tips

- For use with 120 volt 60 hertz electrical system.
- Minor assembly required.

| | Description | Number | Price |
|--------------------|------------------|-----------|----------|
| Floor Light | Without Pedestal | LRF0-5208 | \$795.00 |
| | With Pedestal | LRF1-5208 | 865.00 |



LRF0-5208



LRF1-5208



Features

- Includes base, aluminum stem, lamp shade with LED flat panel light, polycarbonate lens assembly and 8’ fabric wrapped cord.
- Base: 14”(356mm) diameter base is plastic with a steel insert.
- 16”(406mm) diameter flat panel lamp shade is plastic with a polycarbonate lens assembly.
- Lamp shade rotates 360° and tilts 45° in two directions.
- Stem 52”(1321mm) high with built-in USB port.
- Features a LED light source with full range dim control.
- 11 watts.
- Available with optional steel pedestal that can be used to dock tablets, phones and books.
- Optional pedestal is 22.5”(572mm) from floor and 5.5”(140mm) wide.

To Order, Specify:

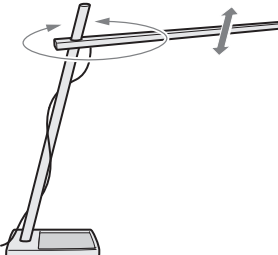

- 1) Product number.
- 2) Trim color.
TR-R01 Graphite
TR-R02 White

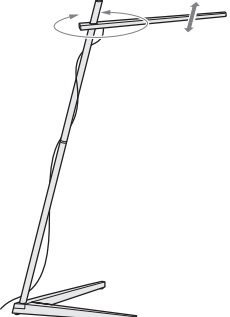

Specification Tips

- For use with 120 volt 60 hertz electrical system.
- Minor assembly required.

Lighting — Haworth Collection

Clamp

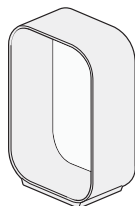
| | Number | Price |
|--|----------------|-----------------|
| Table Light  LCC1-1808-NFLC  | LCC1-1808-NFLC | \$345.00 |
| Features <ul style="list-style-type: none"> • Includes wooden base, arm and stem, clear polycarbonate lens, 8' fabric wrapped cord. • Advanced LED array eliminates shadows and has dim control. • Arm slides up and down stem of light and rotates 360°. • Table base features an integrated tray. • Base: 8"(203mm) wide and 5.5"(140mm) deep. • Arm: 18.25"(464mm) wide. • Stem: 18"(457mm) high. • 6 watts. | | |
| To Order, Specify: <ol style="list-style-type: none"> 1) Product number. 2) Wood finish. VR-2 Walnut NR-2 White Oak 3) Cord fabric color. TR-H31 Black TR-H30 Red | | |
| Specification Tips <ul style="list-style-type: none"> • For use with 120 volt 60 hertz electrical system. • Minor assembly required. | | |

| | | |
|--|----------------|-----------------|
| Floor Light  LCC2-2608-NFLC  | LCC2-2608-NFLC | \$650.00 |
| Features <ul style="list-style-type: none"> • Includes wooden base, arm and stem, clear polycarbonate lens, and 8' fabric wrapped cord. • Advanced LED array eliminates shadows and has dim control. • Arm slides up and down stem of light and rotates 360°. • Base: 18.5"(470mm) wide and 18.25"(464mm) deep. • Arm: 26"(660mm) wide. • Stem: 52"(1321mm) high. • 9 watts. | | |
| To Order, Specify: <ol style="list-style-type: none"> 1) Product number. 2) Wood finish. VR-2 Walnut NR-2 White Oak 3) Cord fabric color. TR-H31 Black TR-H30 Red | | |
| Specification Tips <ul style="list-style-type: none"> • For use with 120 volt 60 hertz electrical system. • Minor assembly required. | | |

Lighting — Haworth Collection

Contour

Table Light



LCT1-1708



| Description | Height | Depth | Width | Number | Price |
|--------------------------|--------------|-----------|------------|-----------|-----------------|
| Small Table Light | | | | | |
| Fabric Interior | 17.5"(445mm) | 6"(152mm) | 12"(305mm) | LCT1-1708 | \$400.00 |
| Wood Interior | 17.5"(445mm) | 6"(152mm) | 12"(305mm) | LCT1-1708 | 425.00 |
| Large Table Light | | | | | |
| Fabric Interior | 25"(635mm) | 6"(152mm) | 13"(330mm) | LCT2-2508 | \$470.00 |
| Wood Interior | 25"(635mm) | 6"(152mm) | 13"(330mm) | LCT2-2508 | 495.00 |

Features

- Includes one aluminum body construction light with polycarbonate lens assembly, USB charging port and 8' fabric wrapped cord.
- Full range dim control for glare free, high output LED light.
- Base: Plastic with built-in USB charging port. Interior of light is lined with wood veneer or fabric.
- 8 watts.
- Available in the following colors:
 - Fabric Interior
 - Graphite Exterior, Coal Interior (TR-C04)
 - White Exterior, Pearl Interior (TR-C07)
 - Wood Interior
 - Graphite Exterior, Walnut Interior (TR-C05)
 - Graphite Exterior, White Oak Interior (TR-C06)
 - White Exterior, Walnut Interior (TR-C08)
 - White Exterior, White Oak Interior (TR-C09)


To Order, Specify:

- 1) Product number.
- 2) Trim color.

Specification Tip

- For use with 120 volt 60 hertz electrical system.

Floor Light



LCF1-6009



| | | | | | |
|-----------------|-------------|-----------|------------|-----------|-----------------|
| Fabric Interior | 60"(1524mm) | 8"(203mm) | 13"(330mm) | LCF1-6009 | \$720.00 |
| Wood Interior | 60"(1524mm) | 8"(203mm) | 13"(330mm) | LCF1-6009 | 750.00 |

Features

- Includes one aluminum body construction light with polycarbonate lens assembly, USB charging port and 9' fabric wrapped cord.
- Full range dim control for glare free, high output LED light.
- Base: Plastic with built-in USB charging port. Interior of light is lined with wood veneer or fabric.
- 21.5 watts.
- Available in the following colors:
 - Fabric Interior
 - Graphite Exterior, Coal Interior (TR-C04)
 - White Exterior, Pearl Interior (TR-C07)
 - Wood Interior
 - Graphite Exterior, Walnut Interior (TR-C05)
 - Graphite Exterior, White Oak Interior (TR-C06)
 - White Exterior, Walnut Interior (TR-C08)
 - White Exterior, White Oak Interior (TR-C09)

To Order, Specify:

- 1) Product number.
- 2) Trim color.

Specification Tip

- For use with 120 volt 60 hertz electrical system.

Lighting — Haworth Collection

Corner Office

| | Height | Depth | Width | Number | Price |
|--------------------|------------|-------------|-------------|--------------|-----------------|
| Table Light | 18"(457mm) | 7.5"(191mm) | 7.5"(191mm) | HCPL-COT1-07 | \$530.00 |



HCPL-COT1-07



Features

- Includes one white metal base and arm, light and 10' cord.
- LED light with full range dim control.
- Optical touch switch.
- Two USB 2.0 ports (10W) and one USB-C 3.1 C port (35W) built into arm.
- Light: 8 watts.
- System power: 63 watts.

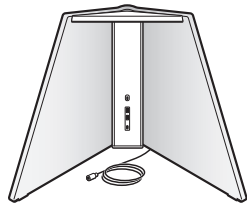
To Order, Specify:

- 1) Product number.

Specification Tips

- **For use with 120 volt 60 hertz electrical systems.**
- Minor assembly required.

| | | | | | |
|-------------------------------------|------------|--------------|--------------|--------------|-----------------|
| Table Light with Small Panel | 18"(457mm) | 15.5"(390mm) | 15.5"(390mm) | HCPL-COT2-15 | \$750.00 |
|-------------------------------------|------------|--------------|--------------|--------------|-----------------|



HCPL-COT2-15



Features

- Includes one white metal base and arm, fabric panel, light, and 10' cord.
- LED light with full range dim control.
- Optical touch switch.
- Two USB 2.0 ports (10W) and one USB-C 3.1 C port (35W) built into arm.
- Fabric panel provides visual and acoustic privacy.
- Light 8 watts.
- System power: 63 watts

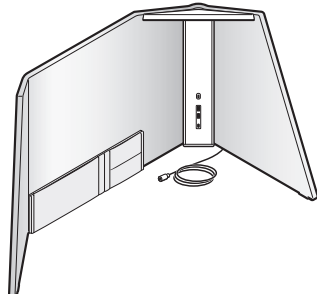
To Order, Specify:

- 1) Product number.
- 2) Fabric color.
 - 6P-1 Anthracite
 - 6P-2 Chestnut
 - 6P-3 Stone Grey
 - 6P-4 Turquoise

Specification Tips

- **For use with 120 volt 60 hertz electrical system.**
- Minor assembly required.

| | | | | | |
|-------------------------------------|------------|--------------|------------|--------------|-----------------|
| Table Light with Large Panel | 18"(457mm) | 15.5"(390mm) | 30"(762mm) | HCPL-COT3-30 | \$850.00 |
|-------------------------------------|------------|--------------|------------|--------------|-----------------|



HCPL-COT3-30



Features

- Includes one white metal base and arm, fabric panel, light, 10' cord, and removable pocket accessory.
- LED light with full range dim control.
- Optical touch switch.
- Two USB 2.0 ports (10W) and one USB-C 3.1 C port (35W) built into arm.
- Reversible fabric panel provides visual and acoustic privacy.
- Light 8 watts.
- System power: 63 watts

To Order, Specify:

- 1) Product number.
- 2) Fabric color.
 - 6P-1 Anthracite
 - 6P-2 Chestnut
 - 6P-3 Stone Grey
 - 6P-4 Turquoise


Specification Tips

- **For use with 120 volt 60 hertz electrical system.**
- Minor assembly required.

Lighting — Haworth Collection

Giraffa

| | Description | Height | Depth | Width | Number | Price |
|--------------------|---------------|------------|-------------|-----------|--------------|-----------------|
| Table Light | Standard Trim | 13"(330mm) | 2.25"(57mm) | 7"(178mm) | HCPL-GFT1-13 | \$290.00 |
| | Premium Trim | | | | HCPL-GFT1-13 | 310.00 |



HCPL-GFT1-13



Features

- Includes one high output LED light with aluminum body and polycarbonate lens assembly, and 6' fabric cord.
- Integrated touch switch control.
- Full range dimming built into the base.
- Light source rotates 360°.
- 4.6 watts.

Specification Tip

- **For use with 120 volt 60 hertz electrical system.**

To Order, Specify:

- 1) Product number.
- 2) Trim color.
 - Standard
 - TR-G01 Black
 - TR-G03 White
 - Premium
 - TR-G02 Copper

Lighting — Haworth Collection

LIM

| | Base/Mount | Number | Price |
|------------------------------|------------------------|-----------------|-----------------|
| Freestanding Lighting | Table Light with Block | LLL1-0022-19FLC | \$375.00 |
| | Table Light with Pivot | LLL2-0022-19FLC | 350.00 |
| | Floor Light | LLL3-0022-19FLC | 425.00 |

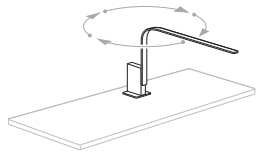


Table Light with Block
LLL1

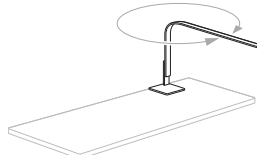
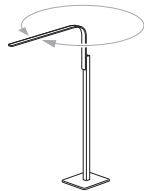


Table Light with Pivot
LLL2



Floor Light
LLL3



Features

- Includes base/mount, 22"(599mm) arm with LED light with a clear lens, nine foot removable silvertone cord, and one wire management clip.
- Features two-stage light control with 3.0 watt and 7.3 watt selection.
- All lights use magnets to attach to base or brackets.
- **Table Light with Block:**
 - Available in **Textured White, Textured Black and Brushed Aluminum.**
 - Arm rotates around magnetic connection between base and light arm.
 - Adjustable height fixture range is 12"-15.75"(305mm-400mm) from desktop.
 - Base includes scratch-resistant bottom with cord management.
 - Base size: 6.63"(168mm) height, 3"(76mm) width, 3.5"(89mm) depth.
- **Table Light with Pivot:**
 - Available in **Textured White and Textured Black.**
 - Pivot rotates 360° around the base.
 - Arm rotates around magnetic connection between base and light arm.
 - Pivot light does not have adjustable height.
 - Base includes scratch-resistant bottom.
 - Base size: 5"(127mm) height, 4.5"(114mm) width, 5.5"(140mm) depth.
- **Floor Light:**
 - Available in **Textured White and Textured Black.**
 - Arm rotates around magnetic connection between base and light arm.
 - Adjustable height fixture range is 13"-50.75"(330mm-1289mm) from floor.
 - Base includes scratch-resistant bottom.
 - Base size: 38"(965mm) height, 9"(229mm) width, 9"(229mm) depth.

To Order, Specify:

- 1) Product number.
- 2) Trim color:
 - Pivot/Floor available in:
 - TR-L2 Textured White
 - TR-L3 Textured Black
 - Block available in:
 - TR-L2 Textured White
 - TR-L3 Textured Black
 - TR-L1 Brushed Aluminum

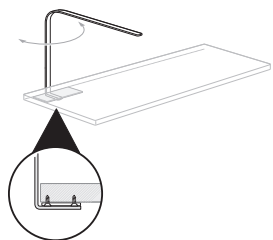
Specification Tips

- For use with **120 volt 60 hertz electrical system.**
- Minor assembly required.

Lighting — Haworth Collection

LIM

| | Base/Mount | Average Height | Number | Price |
|-------------------------------------|---------------------------|----------------|-----------------|-----------------|
| Worksurface Mounted Lighting | Worksurface Mounted Light | 18.5"(470mm) | LLC1-0022-19WLC | \$295.00 |



Worksurface Mount
LLC1



Features

- Includes base/mount, 22"(559mm) arm with LED light with a clear lens, nine foot removable silvertone cord, and one wire management clip.
- Under Shelf attachment bracket painted to compliment the LED light.
- Features two-stage light control with 3.0 watt and 7.3 watt selection.
- All lights use magnets to attach to base or brackets.
- **Worksurface Mount:**
 - Available in **Brushed Aluminum, Textured White, Textured Black.**
 - Arm rotates at Under Worksurface attachment bracket.
 - Light does not have adjustable height.
 - Flat Bracket is scratch-resistant.
 - Mount includes a 11"(279mm) flat bracket with adhesive.

To Order, Specify:

- 1) Product number.
- 2) Trim color:

| | |
|-------|------------------|
| TR-L2 | Textured White |
| TR-L3 | Textured Black |
| TR-L1 | Brushed Aluminum |

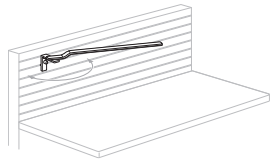
Specification Tips

- **For use with 120 volt 60 hertz electrical system.**
- Minor assembly required.

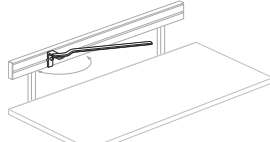
Lighting — Haworth Collection

LIM

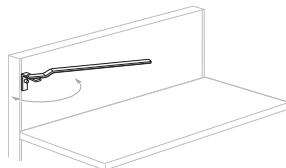
| | Base/Mount | Panel System | Number | Price |
|-------------------------|-------------------|------------------|------------------|-----------------|
| Mounted Lighting | Slat/Rail | | LLM1-0023-19MLC | \$285.00 |
| | Panel | for PREMISE | LLM2-0023-19MLCN | \$285.00 |
| | | for Compose | LLM2-0023-19MLCZ | 285.00 |
| | | for UniGroup Too | LLM2-0023-19MLCE | 285.00 |
| | Under Shelf Proud | | LLU2-0023-19ULC | \$285.00 |



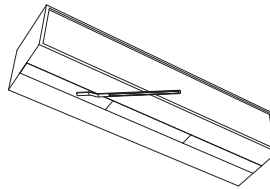
Slat
LLM1



Belong Rail
LLM1



Panel
LLM2



Under Shelf
LLU2



Features

- Includes base/mount, 23.25”(591mm) arm with LED light with a clear lens, nine foot removable silvertone cord, and one wire management clip.
- Features two-stage light control with 3.0 watt and 7.3 watt selection.
- *Overall height ranges dependent on the mount.*
- All lights use magnets to attach to base or brackets.
- **Slat:**
 - **Available in Textured White and Textured Black.**
 - Rotates 180 degrees horizontally around the mount.
 - Slat Mount can be adjusted within the slat profiles – hooks into the second bottom slat and can be adjusted to the top slat off the slat tiles.
 - Mount is scratch-resistant.
 - Can be used on any Haworth slat tile.
 - Slat Tile Bracket size: 3”(76mm) height, 1”(25mm) width, 3”(76mm) depth.
- **Panel:**
 - **Available in Textured White and Textured Black.**
 - Rotates 180 degrees horizontally around the mount.
 - Panel Mount can be adjusted within the panel slot profiles.
 - Mount is scratch-resistant.
 - Can be used on any Haworth Panel System.
 - Panel Mount Bracket size: 3”(76mm) height, 1”(25mm) width, 3”(76mm) depth.
- **Under Shelf Proud:**
 - **Available in Brushed Aluminum, Textured White, Textured Black.**
 - Arm rotates at Under Shelf attachment bracket.
 - Slat Mount can be adjusted within the slat tile profiles.
 - Flat Bracket is scratch-resistant.
 - **Can be used on: Adaptable Upper Storage.**
- Under Shelf attachment bracket painted to complement the LED light.

To Order, Specify:

- 1) Product number.
- 2) Trim color:
 - Slat/Panel mount available in:
 - TR-L2 Textured White
 - TR-L3 Textured Black
 - Under Shelf mount available in:
 - TR-L2 Textured White
 - TR-L3 Textured Black
 - TR-L1 Brushed Aluminum

Specification Tips

- **For use with 120 volt 60 hertz electrical system.**
- Minor assembly required.

Lighting — Haworth Collection

LIM

| | Base/Mount | Panel System | Units | Number | Price |
|---------------------|---|------------------|-------|-------------|-----------------|
| LIM Hardware | Slat Mount Bracket | | 1 | LLH1-0000 | \$ 40.00 |
| | Panel Mount Bracket | for PREMISE | 1 | LLH2-0000-N | \$ 40.00 |
| | | for Compose | 1 | LLH2-0000-Z | 40.00 |
| | | for UniGroup Too | 1 | LLH2-0000-E | 40.00 |
| | Under Shelf Flat/Under Shelf Proud/Worksurface Bracket* | | 5 | LLH3-0000 | \$100.00 |
| | Wire Management Clips | | 10 | LLH6-0000 | \$ 50.00 |

Features

- Hardware for use with LIM lights to provide additional attachment.
- Each bracket description correlates with the appropriate LIM light. Please specify accordingly.
- For use if greater user adjustment is required.
- Slat and Panel Mount available in Textured White and Textured Black.
- Under Shelf available in Textured White, Textured Black and Brushed Aluminum.
- Wire management clips are standard in White.

***Same brackets are used for Under Shelf Proud and Worksurface Mount LIM light applications.**

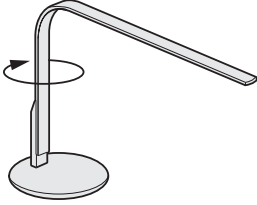

To Order, Specify:

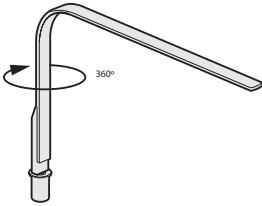

- 1) Product number.
- 2) Trim color for brackets:

| | |
|-------|------------------|
| TR-L2 | Textured White |
| TR-L3 | Textured Black |
| TR-L1 | Brushed Aluminum |

Lighting — Haworth Collection

LIM360

| | | Number | Price |
|---|---------|---|-----------------|
| Table Light  LL31-2210-NFLC  | Grade A | LL31-2210-NFLC | \$350.00 |
| | Grade B | LL31-2210-NFLC | \$360.00 |
| | Grade C | LL31-2210-NFLC | \$370.00 |
| Features <ul style="list-style-type: none"> • Includes base, aluminum arm with USB charging port, LED lights, clear lens, full range dim control and 10' removable cord. • Base is scratch resistant aluminum ring with wood or plastic magnetic base insert. • Base is 6.5"(165mm) diameter. • Arm is 13.5"(343mm) high x 21.5"(546mm) wide and 1"(25mm) deep. • Features a LED light source with full range dim control and 360° swivel adjustment. • 7 watts. | | To Order, Specify: <ol style="list-style-type: none"> 1) Product number. 2) Trim color. <ul style="list-style-type: none"> Grade A <ul style="list-style-type: none"> TR-L8 White Arm, Silver Base TR-L13 Black Arm, Black Base Grade B <ul style="list-style-type: none"> TR-L10 Aluminum Arm, Silver Base TR-L11 Aluminum Arm, Walnut Base TR-L14 Black Arm, Walnut Base TR-L12 Naranjo Arm, Walnut Base TR-L9 White Arm, Walnut Base Grade C <ul style="list-style-type: none"> TR-L25 Brass Arm, Brushed Brass Base TR-L26 Copper Arm, Copper Base | |
| Specification Tips <ul style="list-style-type: none"> • For use with 120 volt 60 hertz electrical system. • Minor assembly required. | | | |

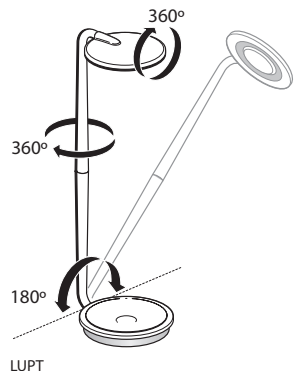
| | | | |
|--|---------|---|-----------------|
| Grommet Mounted Light  LL32-2210-NGLC  | Grade A | LL32-2210-NGLC | \$330.00 |
| | Grade B | LL32-2210-NGLC | \$340.00 |
| | Grade C | LL32-2210-NGLC | \$360.00 |
| Features <ul style="list-style-type: none"> • Includes base, aluminum arm with USB charging port, LED lights, clear lens, full range dim control and 10' removable cord. • Surface mount grommet is 2"(51mm) high and 1"(25mm) wide and finished in satin aluminum. • Arm is 13"(330mm) high x 20"(508mm) wide and 1"(25mm) deep. • Features a LED light source with full range dim control and 360° swivel adjustment. • 7 watts. | | To Order, Specify: <ol style="list-style-type: none"> 1) Product number. 2) Trim color. <ul style="list-style-type: none"> Grade A <ul style="list-style-type: none"> TR-L4 White TR-L6 Black Grade B <ul style="list-style-type: none"> TR-L5 Aluminum TR-L7 Naranjo Grade C <ul style="list-style-type: none"> TR-L27 Brass TR-L28 Copper | |
| Specification Tips <ul style="list-style-type: none"> • For use with 120 volt 60 hertz electrical system. • Minor assembly required. | | | |

Lighting — Haworth Collection

Pixo

| | Number 1 | Trim A | B |
|--------------------|---|-----------------|-----------------|
| Table Light | LUPT-0016-05FL <input type="checkbox"/> | \$250.00 | \$260.00 |

Table Light



Features

- Includes base/mount with USB charging port, 16.5”(419mm) arm with LED light and 6’(182cm) attached cord.
- Available with optional integrated occupancy sensor.
- Available in supplier silver, white or black.
- Hi-low dim control.
- 360° arm rotation.
- 180° arm tilt.
- 360° shade rotation.
- USB port for charging cell phones.
- Advanced LED array eliminates multiple shadows.
- Power consumption: 6W.
- Color temperature: 3000K.
- Luminosity: 285 Lumens.
- Color Rendition Index: 90 CRI.
- 50K hour lifespan.
- Cord length: 6’(182cm).

Specification Tips

- Minor assembly required.
- **For use with 120 volt 60 hertz electrical system.**

To Order, Specify:

1) Product number.

1 Occupancy Sensor:

- C No Occupancy Sensor
- O Occupancy Sensor, add **\$40.00** list

2) Trim color.

Table Light

- Standard Trim*
- TR-16 Azure
- TR-11 Black
- TR-17 Glow
- TR-18 Orange
- TR-12 Silver
- TR-13 White
- Premium Trim*
- TR-19 White/Brass

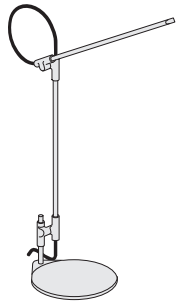
Table Light with Occupancy Sensor Standard Trim

- TR-11 Black
- TR-12 Silver
- TR-13 White

Lighting — Haworth Collection

Superlight

| | Height | Depth | Width | Number | Price |
|--------------------|---------------|-----------|--------------|--------------|-----------------|
| Table Light | 25.75"(645mm) | 8"(203mm) | 23.5"(597mm) | HCPL-SLT1-17 | \$330.00 |



HCPL-SLT1-17



Features

- Includes one aluminum body with polycarbonate lens, steel base 9' cord and magnetic base pad.
- Ultra light, minimal frame.
- LED array with full range dim control.
- Lens rotates 90°.
- Joints have three axis rotation.
- Six hour energy saving auto-off timer.
- 8.6 watts.

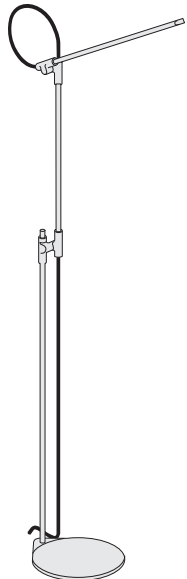
Specification Tips

- **For use with 120 volt 60 hertz electrical system.**
- Minor assembly required.

To Order, Specify:

- 1) Product number.
- 2) Trim color.
TR-S10 Black
TR-S11 White
- 3) Base Pad
TR-S15 Charcoal
TR-S16 Chestnut
TR-S18 Mustard
TR-S17 Turquoise

| | | | | | |
|--------------------|---------------|-----------|--------------|--------------|-----------------|
| Floor Light | 57.5"(1460mm) | 8"(203mm) | 23.5"(597mm) | HCPL-SLF1-47 | \$390.00 |
|--------------------|---------------|-----------|--------------|--------------|-----------------|



HCPL-SLF1-47



Features

- Includes one aluminum body with polycarbonate lens, steel base 9' cord and magnetic base pad.
- Slim ultra light, minimal frame.
- LED light with full range dim control.
- Lens rotates 90°.
- Joints have three axis rotation.
- Six hour energy saving auto-off timer.
- 8.6 watts.

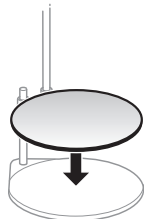
Specification Tips

- **For use with 120 volt 60 hertz electrical system.**
- Minor assembly required.

To Order, Specify:

- 1) Product number.
- 2) Trim color.
TR-S10 Black
TR-S11 White
- 3) Base Pad
TR-S15 Charcoal
TR-S16 Chestnut
TR-S18 Mustard
TR-S17 Turquoise

| | Diameter | Number | Price |
|------------------|-----------|---------------|----------------|
| Base Pads | 8"(203mm) | HCPL-SLSV-4BP | \$50.00 |



HCPL-SLSV-4BP

Feature

- Includes set of four felt base pads, one each of four colors.

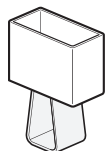
To Order, Specify:

- 1) Product number.

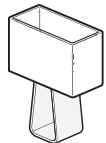
Lighting — Haworth Collection

Tube Top

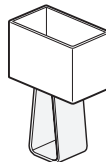
| | Description | Height | Depth | Width | Number | Price |
|--------------------|-------------|------------|-------------|-------------|--------------|----------|
| Table Light | Small | 14"(356mm) | 4.5"(114mm) | 9.5"(241mm) | HCPL-TTT1-14 | \$160.00 |
| | Medium | 21"(533mm) | 6.5"(165mm) | 15"(381mm) | HCPL-TTT2-21 | 295.00 |
| | Large | 27"(686mm) | 9"(229mm) | 18"(457mm) | HCPL-TTT3-27 | 450.00 |



HCPL-TTT1-14



HCPL-TTT2-21



HCPL-TTT3-27



Features

- Includes one polyester mesh shade, acrylic body and 6' fabric cord.
- Fully dimmable LED light controlled by in-line rotary dimmer.
- 6 watts (small table light)
- 13 watts (medium and large table lights)

Specification Tip

- For use with 120 volt 60 hertz electrical system.

To Order, Specify:

- 1) Product number.
- 2) Trim color.
 - TR-T40 Charcoal Shade, Charcoal Body
 - TR-T41 Silver Shade, Clear Body
 - TR-T42 White Shade, Charcoal Body
 - TR-T43 White Shade, Clear Body

Additional colors for Small Table Light only:

- TR-T44 White Shade, Green Body
- TR-T45 White Shade, Cobalt Body
- TR-T46 White Shade, Hot Pink Body
- TR-T47 White Shade, Ruby Red Body
- TR-T48 White Shade, Sky Blue Body
- TR-T49 White Shade, Yellow Body

Floor Light

| | | | | | |
|--|-------------|-----------|------------|--------------|----------|
| | 60"(1524mm) | 9"(229mm) | 18"(457mm) | HCPL-TTF1-60 | \$880.00 |
|--|-------------|-----------|------------|--------------|----------|



HCPL-TTF1-60



Features

- Includes one polyester mesh shade, acrylic body and 6' fabric cord.
- Fully dimmable LED light controlled by in-line rotary dimmer.
- 13 watts.

Specification Tip

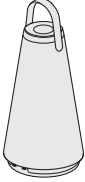

- For use with 120 volt 60 hertz electrical system.

To Order, Specify:

- 1) Product number.
- 2) Trim color.
 - TR-T40 Charcoal Shade, Charcoal Body
 - TR-T41 Silver Shade, Clear Body
 - TR-T42 White Shade, Charcoal Body
 - TR-T43 White Shade, Clear Body

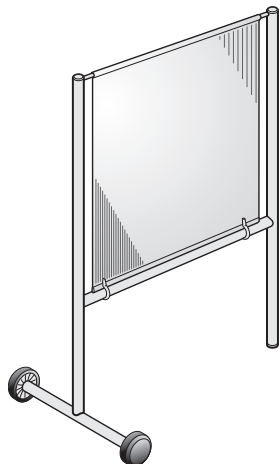
Lighting — Haworth Collection

UMA

| | Number | Price |
|--|---------------------|------------------------|
| <p>Audio Lantern</p>  <p>HCPL-UMT2-11</p>  | <p>HCPL-UMT2-11</p> | <p>\$479.00</p> |
| <p>Features</p> <ul style="list-style-type: none"> • Includes one battery powered light with polycarbonate lens, steel grille and silicone feet, two interchangeable leather handles (one grey and one tan) and storage bag. • Portable and rechargeable. <ul style="list-style-type: none"> – Battery Life - 8 hours – Charging time - up to 3.5 hours • Bluetooth connectivity provides 360° sound with touch sensitive volume control. • Intuitive full range light control dial adjusts warm dim LED technology. • Storage bag is cotton with a leather drawstring. • Light is 6”(152mm) in diameter at the base and 11”(279mm) high (leather handle adds 2.25”(57mm) to height.) • 4.2 watts (light), 12 watts (speakers). | | |
| <p>To Order, Specify:</p> <p>1) Product number.</p> | | |
| <p>Specification Tip</p> <ul style="list-style-type: none"> • For use with 120 volt 60 hertz electrical system. | | |

Mobile Screens

Fabric Scrim Insert



NBFS-F

| Height | Width | Number | Trim | |
|-------------|-------------|-------------|-----------|-----------|
| | | | A | B |
| 53"(1346mm) | 36"(914mm) | NBFS-5336-F | \$ 937.42 | \$ 963.54 |
| | 48"(1219mm) | NBFS-5348-F | 1084.12 | 1115.46 |
| 64"(1626mm) | 36"(914mm) | NBFS-6436-F | \$1027.07 | \$1055.80 |
| | 48"(1219mm) | NBFS-6448-F | 1206.37 | 1240.32 |

Features

- Includes frame, fabric scrim insert, and attachment hardware.
- Scrim is a lightweight open weave textile.
- Attachment hardware is clear.
- 4"(102mm) wheels are non-locking. Standard in black finish color only.
- Screens are non-load bearing.
- Screens have no acoustical or tackable properties.
- Screens are shipped unassembled.

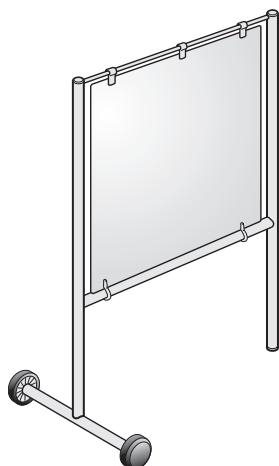
To Order, Specify:

- 1) Product number.
- 2) Fabric scrim/colorway; FO-NW (New White).
- 3) Trim color for frame.

Specification Tips

- 53"(1346mm) high freestanding screens have 20"(508mm) wheel span centered on 1.25"(32mm) thick frame.
- 64"(1626mm) high freestanding screens have 24"(610mm) wheel span centered on 1.25"(32mm) thick frame.
- Clearance height is 17.375"(441mm).

Translucent Insert



NBFS-X

| Height | Width | Number | White | |
|-------------|-------------|-------------|-----------|-----------|
| | | | A | B |
| 53"(1346mm) | 36"(914mm) | NBFS-5336-X | \$1440.25 | \$1466.37 |
| | 48"(1219mm) | NBFS-5348-X | 1672.45 | 1703.79 |
| 64"(1626mm) | 36"(914mm) | NBFS-6436-X | \$1582.15 | \$1610.88 |
| | 48"(1219mm) | NBFS-6448-X | 1865.95 | 1899.90 |

Features

- Includes frame, translucent insert, and attachment hardware.
- Attachment hardware is clear.
- 4"(102mm) wheels are non-locking. Standard in black finish color only.
- Screens are non-load bearing.
- Screens have no acoustical or writable properties.
- Screens are shipped unassembled.

To Order, Specify:

- 1) Product number.
- 2) Translucent color/pattern.
- 3) Trim color for frame.

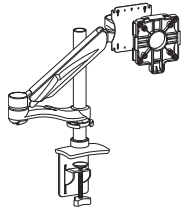
Specification Tips

- 53"(1346mm) high freestanding screens have 20"(508mm) wheel span centered on 1.25"(32mm) thick frame.
- 64"(1626mm) high freestanding screens have 24"(610mm) wheel span centered on 1.25"(32mm) thick frame.
- Clearance height is 17.375"(441mm).

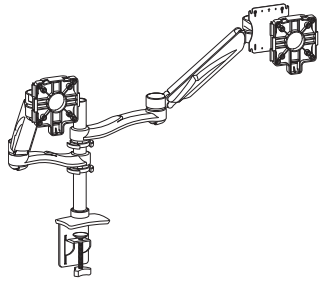
Monitor Arms — Haworth

| | Description | Number | Price |
|----------------------------|-------------|----------------|-----------------|
| Adjustable Post Arm | Single Arm | KU5M-0000-1NNN | \$586.20 |
| | Double Arm | KU5M-0000-2NNN | 976.99 |

Adjustable Post Arm



KU5M-1NNN



KU5M-2NNN

GSA: Open Market

Features

- Includes one single or double Monitor Arm with quick connect bracket, desk clamp and grommet mount.
- Quick-install mechanism allows flat-screen monitors to quickly and securely snap into position.
- Allows for installation of one or two flat-screen monitors above worksurface.
- Provides easy adjustment of monitor height and position up and down post or by adjustable arm. Requires adjustment of monitor arm to weight of monitor with supplied allen wrench.
- Integrated cord management.
- Monitor Arms:
 - Extension 24”(610mm)
 - Height Adjustment range: 13”(330mm) counter balance adjustable arm and 9”(229mm) post adjustment.
 - Joint rotation 360° at three joints
 - Pivots from landscape to portrait positions
 - 180° of tilt
 - 180° of side to side movement
- Double arm will displays screens up to 35”(889mm).
- Displays screens 5-20 lbs per Monitor Arm.
- Double Monitor Arms attach to central post.
- Monitor Arms available in supplier silver, black, white, or polished.

To Order, Specify:

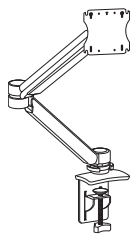
- 1) Product number.
- 2) Trim color.
 - TR-SR Silver
 - TR-OF Black
 - TR-OW White
 - TR-PD Polished

Specification Tips

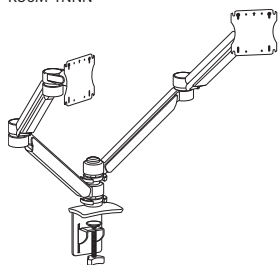
- Certified VESA plate includes 75mm and 100mm hole patterns.
- For additional monitor arms options see Ergotron Monitor Arms.

Extend Arm

| | | | |
|-------------------|------------|----------------|-----------------|
| Extend Arm | Single Arm | KU6M-0000-1NNN | \$325.66 |
| | Double Arm | KU6M-0000-2NNN | 586.18 |



KU6M-1NNN



KU6M-2NNN

SIN 711-2;
Discount Group XIII

Features

- Includes one single or double Monitor Arm with desk clamp and grommet mount.
- Allows for installation of one or two flat-screen monitors above worksurface.
- Provides easy adjustment of monitor by adjustable arm. Requires adjustment of monitor arm to weight of monitor with supplied allen wrench.
- Integrated cord management.
- Monitor Arms:
 - Extension 26”(660mm)
 - Height Adjustment range: 13”(330mm)
 - Joint rotation 360° at three joints
 - Pivots from landscape to portrait positions
 - 180° degrees of tilt
 - 180° of side to side movement
- Double arm will displays screens up to 35”(889mm).
- Displays screens up to 2 lbs – 14 lbs per arm.
- Double Monitors Arms attach to central post.
- Monitor Arms available in supplier silver, black, or white.

To Order, Specify:

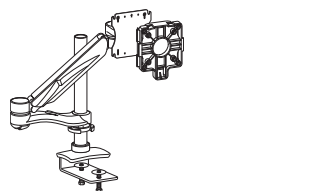
- 1) Product number.
- 2) Trim color.
 - TR-SR Silver
 - TR-OF Black
 - TR-OW White

Specification Tips

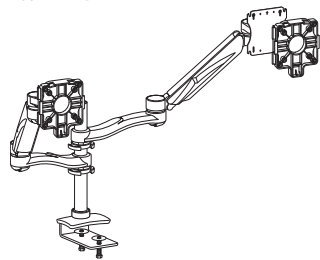
- Certified VESA plate includes 75mm x 75mm and 100mm x 100mm hole patterns.
- For additional monitor arms options see Ergotron Monitor Arms.

Monitor Arms — Haworth

| | Description | Number | Price |
|--|-------------|----------------|----------|
| Adjustable Post Arm – for Use with Intuity Benching | Single Arm | KU5M-0000-1NNB | \$586.20 |
| | Double Arm | KU5M-0000-2NNB | 976.99 |



KU5M-1NNB



KU5M-2NNB

GSA: Open Market

Features

- Includes one single or double Monitor Arm with desk clamp and grommet mount.
- Quick-install mechanism allows flat-screen monitors to quickly and securely snap into position.
- Allows for installation of one or two flat-screen monitors above worksurface.
- Provides easy adjustment of monitor height and position up and down post or by adjustable arm. Requires adjustment of monitor arm to weight of monitor with supplied allen wrench.
- Integrated cord management.
- Monitor Arms:
 - Extension 24”(610mm)
 - Height Adjustment range: 13”(330mm) counter balance adjustable arm and 9”(229mm) post adjustment for a maximum height adjustment of 15.5”(394mm)
 - Joint rotation 360° at three joints
 - Pivots from landscape to portrait positions
 - 180° of tilt
 - 180° of side to side movement
- Double arm will displays screens up to 35”(889mm).
- Displays screens 5-20 lbs per Monitor Arm.
- Double Monitor Arms attach to central post.
- Monitor Arms available in supplier silver, black, white, or polished.

To Order, Specify:

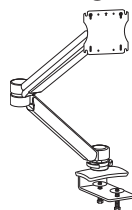
- 1) Product number.
- 2) Trim color.

| | |
|--------|----------|
| TR-SR | Silver |
| TR-OBA | Black |
| TR-OWH | White |
| TR-PD | Polished |

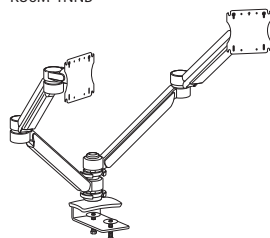
Specification Tips

- Intuity desk clamp can mount to 1.19”(30mm) thick worksurfaces.
- Certified VESA plate includes 75mm and 100mm hole patterns.

| | | | |
|---|------------|----------------|----------|
| Extend Arm – For Use with Intuity Benching | Single Arm | KU6M-0000-1NNB | \$325.66 |
| | Double Arm | KU6M-0000-2NNB | 586.18 |



KU6M-1NNB



KU6M-2NNB

SIN 711-2;
Discount Group XIII

Features

- Includes one single or double Monitor Arm with desk clamp and grommet mount.
- Allows for installation of one or two flat-screen monitors above worksurface.
- Provides easy adjustment of monitor by adjustable arm. Requires adjustment of monitor arm to weight of monitor with supplied allen wrench.
- Integrated cord management.
- Monitor Arms:
 - Extension 26”(660mm)
 - Height Adjustment range: 13”(330mm)
 - Joint rotation 360° at three joints
 - Pivots from landscape to portrait positions
 - 180° of tilt
 - 180° of side to side movement
- Double arm will displays screens up to 35”(889mm).
- Displays screens up to 2 lbs. – 14 lbs.
- Double Monitors Arms attach to central post.
- Monitor Arms available in supplier silver, black, or white.

To Order, Specify:

- 1) Product number.
- 2) Trim color.

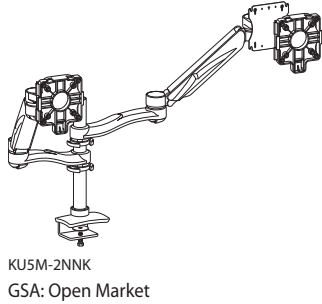
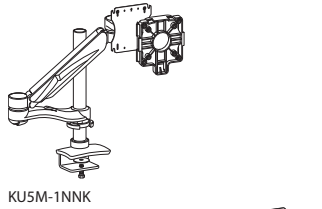
| | |
|--------|--------|
| TR-SR | Silver |
| TR-OBA | Black |
| TR-OWH | White |

Specification Tips

- Intuity desk clamp can mount to 1.19”(30mm) thick worksurfaces.
- Certified VESA plate includes 75mm and 100mm hole patterns.

Monitor Arms — Haworth

| | Description | Number | Price |
|--|-------------|----------------|-----------------|
| Adjustable Post Arm – for Use with Reside Desking | Single Arm | KU5M-0000-1NNK | \$586.20 |
| | Double Arm | KU5M-0000-2NNK | 976.99 |



Features

- Includes one single or double Monitor Arm with desk clamp and grommet mount.
- Quick-install mechanism allows flat-screen monitors to quickly and securely snap into position.
- Allows for installation of one or two flat-screen monitors above worksurface.
- Provides easy adjustment of monitor height and position up and down post or by adjustable arm. Requires adjustment of monitor arm to weight of monitor with supplied allen wrench.
- Integrated cord management.
- Monitor Arms:
 - Extension 24”(610mm)
 - Height Adjustment range: 13”(330mm) counter balance adjustable arm and 9”(229mm) post adjustment for a maximum height adjustment of 15.5”(394mm)
 - Joint rotation 360° at three joints
 - Pivots from landscape to portrait positions
 - 180° of tilt
 - 180° of side to side movement
- Double arm will displays screens up to 35”(889mm).
- Displays screens 5-20 lbs per Monitor Arm.
- Double Monitor Arms attach to central post.
- Monitor Arms available in supplier silver, black, white, or polished.

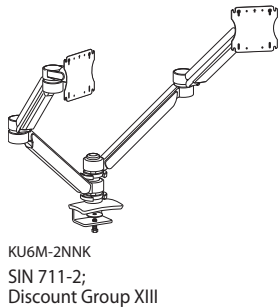
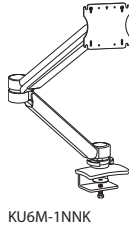
To Order, Specify:

- 1) Product number.
- 2) Trim color.
 - TR-SR Silver
 - TR-OBA Black
 - TR-OWH White
 - TR-PD Polished

Specification Tips

- Reside desk clamp can mount to 1.19”(30mm) thick worksurfaces.
- Certified VESA plate includes 75mm and 100mm hole patterns.

| | | | |
|---|------------|----------------|-----------------|
| Extend Arm — For Use with Reside Desking | Single Arm | KU6M-0000-1NNK | \$325.66 |
| | Double Arm | KU6M-0000-2NNK | 586.18 |



Features

- Includes one single or double Monitor Arm with desk clamp and grommet mount.
- Allows for installation of one or two flat-screen monitors above worksurface.
- Provides easy adjustment of monitor by adjustable arm. Requires adjustment of monitor arm to weight of monitor with supplied allen wrench.
- Integrated cord management.
- Monitor Arms:
 - Extension 26”(660mm)
 - Height Adjustment range: 13”(330mm)
 - Joint rotation 360° at three joints
 - Pivots from landscape to portrait positions
 - 180° of tilt
 - 180° of side to side movement
- Double arm will displays screens up to 35”(889mm).
- Displays screens up to 2 lbs. – 14 lbs.
- Double Monitors Arms attach to central post.
- Monitor Arms available in supplier silver, black, or white.

To Order, Specify:

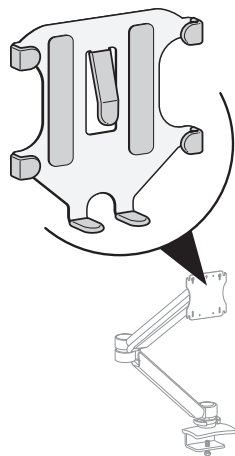
- 1) Product number.
- 2) Trim color.
 - TR-SR Silver
 - TR-OBA Black
 - TR-OWH White

Specification Tips

- Reside desk clamp can mount to 1.19”(30mm) thick worksurfaces.
- Certified VESA plate includes 75mm and 100mm hole patterns.

Monitor Arms — Haworth

| | Height | Width | Number | Price |
|------------------------|---------------|--------------|---------------|-----------------|
| iPad Attachment | 7.88"(200mm) | 8"(203mm) | KU6T-0000 | \$325.66 |



KU6T

Features

- Includes one steel tablet holder with cutouts and mounting hardware.
- Works with tablets size 6.75"-7.5"(171-191mm) wide and at least 7"(178mm) high with a 0.5"(13mm) maximum thickness.
- Mounts directly onto the Extend Arm with standard VESA 100mm connection.
- Rotates from landscape orientation to portrait orientation.
- Cutouts allow for use of cables.

To Order, Specify:

- 1) Product number.
- 2) Trim color.
 TR-SR Silver
 TR-OF Black
 TR-OW White

Specification Tips

- Designed to be used with Extend Arm.
- iPad not included.

Pip

Personal Laptop Table



STP-P26-TH

| Height | Depth | Width | Number ① ② | Painted MDF | White Oak | Walnut |
|------------|------------|---------------|---------------|----------------|--------------|-----------|
| 26"(660mm) | 13"(330mm) | 21.25"(540mm) | STP- 26-T | \$591.56 | \$1075.06 | \$1208.74 |

Features

- Includes table top, base and hardware.
- Top available in painted MDF or planked wood in White Oak or Walnut.
- Wood tops are designed to be unique using solid wood planks with a clear, low-gloss finish showing natural variation.
- Base: Painted aluminum support plate and column with painted steel base plate.
- Ships unassembled.

To Order, Specify:

1) Product number, including:

① Surface Material:

- P** Painted MDF
- W** Planked Wood

② Glide Type:

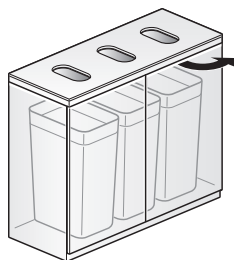
- H** Hard Plastic
- F** Felt

2) Top surface and color.

3) Base trim color.

Recycling Solutions

| | Height | Depth | Width | Number | Painted | |
|--|---------------|---------------|-------------|----------------|-----------|-----------|
| | | | | | A | B |
| | 39.5"(1003mm) | 18.75"(476mm) | 48"(1219mm) | JRPY-3948-SJAN | \$4111.23 | \$4336.80 |



JRPY-3948
Class FM – SIN 711-3,
Discount Group XII

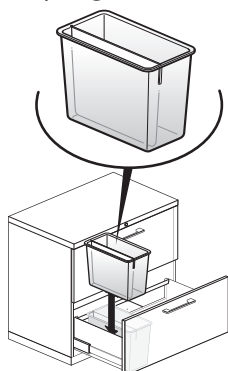
Features

- Includes:
 - Painted steel cabinet and top with three 11"(279mm) x 6"(152mm) openings.
 - Non-locking hinged doors
 - Clear acrylic overlay for top
 - 3 removable Rubbermaid recycle bins
- Acrylic top has specific cleaning requirements. Please follow cleaning guidelines found in Haworth's Care and Maintenance Standards.

To Order, Specify:

- Product number.
- Trim color.

Recycling/Trash Bin



KURB
Class YA – SIN 711-2,
Discount Group XIII

| Nominal Height | Nominal Depth | Nominal Width | Number | Price |
|----------------|---------------|---------------|-----------|----------|
| 9"(229mm) | 12.5"(318mm) | 6.5"(165mm) | KURB-0912 | \$213.11 |

Features

- Includes one plastic bin with removable plastic divider.
- Can be used with Recycle Bin Carriage for Reside or suspended from hanging rails in X Series, V Series, A Series, Beside, Compose and Masters Series pedestals and lateral filing drawers.
- Recycling/Trash Bin can be easily removed from carriage or drawer body to dispose of waste contents.
- Not designed to be freestanding.
- Available in Snow only.
- The removable divider subdivides the space into nominal 4.25"(108mm) and 1.5"(38mm) sections.

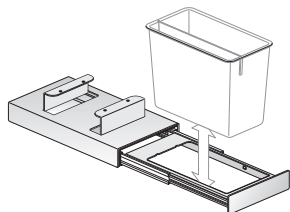
To Order, Specify:

- Product number.
(No finish specification required.)

Specification Tip

- Cannot accommodate hanging files.

Recycle Bin Carriage



KURD
Class YA – GSA: Open Market

| Description | Depth | Width | Number | Trim | |
|---------------------|---------------|--------------|-----------|----------|----------|
| | | | | A | B |
| For use with Reside | 15.34"(390mm) | 8.35"(212mm) | KURD-0000 | \$240.37 | \$255.71 |

Features

- Includes one painted metal carriage with steel ball bearing slides and attachment bracket.
- Full extension carriage.
- To be used with separately specified Recycling/Trash Bin.
- Attaches to underside of Reside worksurface between support beams.
- Carriage plus Recycling/Trash Bin suspends 12.5"(318mm) underneath worksurface.
- To accommodate the support beams, there will be a 2"(51mm) gap from the underside of the worksurface to the top of the carriage.

To Order, Specify:

- Product number.
- Trim color.

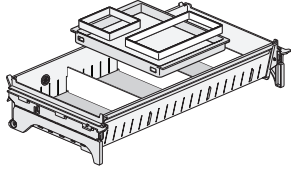
Specification Tips

- For use with Reside Rectangular worksurfaces only; mechanism is not designed for use with any other worksurface platform.
- Carriage requires separately specified Recycling/Trash Bin; not intended to house any other inserts/bins.

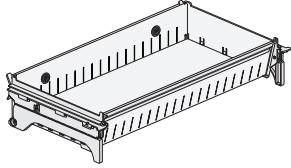
Storage Accessories

Lateral File Drawer Insert

Drawer Insert



KJFI-00XX-D



KFI-00XX-B

| Description | Height | Depth | Width | Number | Price |
|-----------------------------|-----------|------------|-------------|-------------|-----------------|
| Deluxe Drawer Insert | | | | | |
| | 5"(127mm) | 14"(356mm) | 30"(762mm) | KJFI-0030-D | \$281.64 |
| | 5"(127mm) | 14"(356mm) | 36"(914mm) | KJFI-0036-D | 301.56 |
| | 5"(127mm) | 14"(356mm) | 42"(1067mm) | KJFI-0042-D | 321.48 |
| Base Option Insert | | | | | |
| | 5"(127mm) | 14"(356mm) | 30"(762mm) | KJFI-0030-B | \$216.53 |
| | 5"(127mm) | 14"(356mm) | 36"(914mm) | KJFI-0036-B | 236.45 |
| | 5"(127mm) | 14"(356mm) | 42"(1067mm) | KJFI-0042-B | 256.37 |

Features

- Includes drawer insert that subdivides a 12"(305mm) high lateral file drawer into two 6"(152mm) deep compartments.
- **For use in X Series and V Series 12"(305mm) high lateral file drawers.**
- Drawer Insert is 5"(127mm) shallower than file drawer allowing the Drawer Insert to slide from front-to-back to access contents in the lower compartment.
- Deluxe Drawer Insert:
 - Includes: Drawer Insert, Drawer Liner, three dividers and one PDA Tray with ring subdivision.
 - Drawer Insert available in Accent Red (TR-1F) or Smoke (TR-E).
- Base Option Insert:
 - Includes: Drawer insert only.
 - Available in black only.
- Drawer Insert and PDA Tray have cut outs/grommets to allow for low voltage cable routing. Lateral files can be modified in the field to accommodate routing of cables to access building power.
- PDA Tray, rings and dividers are plastic in Snow trim color.

To Order, Specify:

- 1) Product number.
- 2) Trim color (Deluxe Drawer Insert only)
 - TR-1F Accent Red
 - TR-E Smoke

Specification Tips

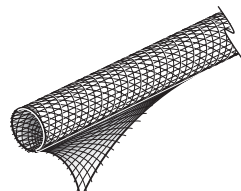
- Drawer Insert cannot be used in lateral files that have full backs on the drawer body. (ex. Beside, Compose Storage, Master Series)
- Drawer Insert cannot be used in lateral files with individually locking drawers.
- Top lateral file drawer, or only file drawer, of an X Series combination unit will not accommodate a Drawer Insert; the remaining positions are able to accommodate the Drawer Insert.
- Top lateral file drawer in an X Series Lateral File with sliding or hinge doors cannot accommodate a Drawer Insert; the remaining positions are able to accommodate the Drawer Insert.
- Drawer Insert cannot be used in a drawer with a receding door.
- PDA Tray is designed to slide side-to-side along the Drawer Insert front and back panels allowing access to drawer contents below the PDA Tray.

Note: Snow (TR-FM) plastic trim color is not recommended for use with painted trim colors Plaster (TR-TW) or Chalk (TR-AK). Refer to Very® Seating chainset for Snow.

Wire Management

| | Diameter | Length | Mesh Color | Number | Price |
|----------------------------|----------|---------------|------------|----------------|-----------------|
| Cord Manager — Mesh | 1"(25mm) | 100'(30480mm) | Black | EUAW-0000-NHS | \$749.04 |
| | | | Grey | EUAW-0000-NHSG | 749.04 |
| | | | Orange | EUAW-0000-NHSO | 749.04 |
| | | | White | EUAW-0000-NHSW | 749.04 |
| | 2"(51mm) | 50'(15240mm) | Black | EUAW-0000-NHL | \$749.04 |
| | | | Grey | EUAW-0000-NHLG | 749.04 |
| | | | Orange | EUAW-0000-NHLO | 749.04 |
| | | | White | EUAW-0000-NHLW | 749.04 |

EUAW-0000-NHS
Class YA – SIN 711-2,
Discount Group XIII



Features

- Includes flexible mesh cord manager.
- Available in black, grey, orange and white.
- Field cut to length.

To Order, Specify:

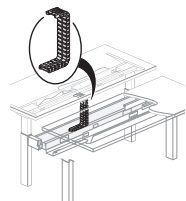
- 1) Product number.
(No finish specification required.)

Specification Tip

- Wraps around and manages power cords and data cables.

| | Height | Width | Actual Length | Installed Length | Number | Price |
|--------------------|-------------|-------------|---------------|------------------|-------------|-----------------|
| Cable Chain | 0.75"(19mm) | 2.25"(58mm) | 40"(1016mm) | 36"(914mm) | EAAW-0000-H | \$225.04 |

EAAW-0000-H
Class YA – SIN 711-2,
Discount Group XIII



Features

- Includes 36"(914mm) active length cable chain and mounting hardware.
- Color black only.
- Mounts to cable trough and underside of worksurface to contain power cords/data cables that are routed from the cable tray to the worksurface.

To Order, Specify:

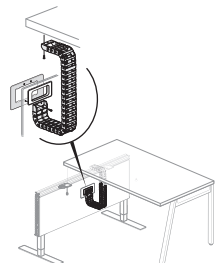
- 1) Product number.
(No finish specification required.)

Specification Tip

- Holds up to three power cords and two data cables.

| | | | | | | |
|--|-------------|-------------|-------------|------------|-------------|-----------------|
| Compose Connections Cable Chain | 0.75"(19mm) | 2.25"(58mm) | 40"(1016mm) | 36"(914mm) | EUAW-4000-V | \$297.55 |
|--|-------------|-------------|-------------|------------|-------------|-----------------|

EUAW-4000-V
Class YA – SIN 711-2,
Discount Group XIII



Features

- Includes grommet, grommet backer plate, cable chain, bracket to mount to adjacent table and mounting hardware.
- Color black only.
- Mounts to tile and underside of adjacent worksurface to contain power cords and data cables that are routed from inside Compose Connections panel to an adjacent worksurface.

To Order, Specify:

- 1) Product number.
(No finish specification required.)

Specification Tip

- Holds up to three power cords and two data cables.

| Vertical Cable Chain | Description | Number | Trim | |
|-----------------------------|------------------------|--------------|-----------------|-----------------|
| | | | A | B |
| | 31"(787mm) cable chain | EUAW-3100-NV | \$208.43 | \$214.96 |

EUAW-3100-NV
Class YA – SIN 711-11,
Discount Group XIII



Features

- Includes cable chain and attachment hardware (2 screws).
- Bottom cable chain link is weighted.
- Available in translucent material only.
- Chain is clear translucent. Weight is painted as specified.

To Order, Specify:

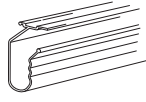
- 1) Product number.
- 2) Trim color.

Specification Tip

- Not designed to be used with 36"(914mm) and 42"(1067mm) high tables.

Wire Management

| | Length | Height | Width | Description | Number | Price |
|------------------|-------------|--------------|-------------|----------------|---------|-----------------|
| J-Channel | 72"(1829mm) | 4.25"(108mm) | 2.75"(70mm) | Straight table | 4TJC-72 | \$188.18 |



4TJC-72
Class YA – SIN 711-11;
Discount Group X

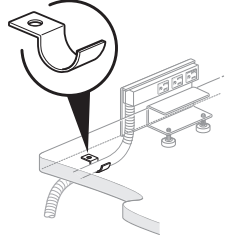
Features

- Includes J-Channel and mounting hardware.
- Field-installed.
- Provides wire management below table tops.
- Attaches to the underside of the table top with screws.
- J-channel to be field cut to length.
- Available in black finish color only.

To Order, Specify:

- 1) Product number.
(No finish specification required.)

Conduit Clamp



EUAM-0000
Class YA – SIN 711-2
Discount Group XIII

Features

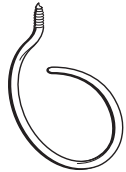
- Includes 25 clamps and 25 screws.
- For managing Power Tap cord or conduit under horizontal surfaces.

To Order, Specify:

- 1) Product number.
(No finish specification required.)

EUAM-0000 **\$65.12**

Wire Management Loop



NEH-8
Class CA – SIN 711-1;
Discount Group I

| | Width | Installed Height | Number | Price |
|--|-------------|------------------|--------|----------------|
| | 2.75"(70mm) | 3.25"(83mm) | NEH-8 | \$43.80 |

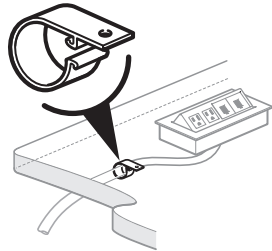
Features

- Includes box of eight wire management loops.
- Manages and stores wires or cables through loops attached to horizontal surface.
- Threaded top allows installation anywhere under horizontal surfaces in recommended 18"(457mm) intervals.
- Wire management loop is 2"(51mm) in diameter with 3.1 sq. in.(2000mm²) of cross section area.
- Standard in charcoal trim color only.

To Order, Specify:

- 1) Product number.
(No finish specification required.)

Wire Manager Clips



TA01-0225
Class TA – SIN 711-11;
Discount Group X

Features

- Includes ten wire manager clips and screws.
- Standard in black plastic.
- Field installed.

To Order, Specify:

- 1) Product number.
(No finish specification required.)

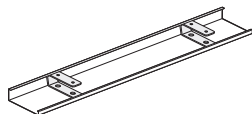
Specification Tip

- Specify for cord management as needed.

TA01-0225 **\$24.11**

Wire Management

| | Length | Clips | Number | Price |
|----------------------------------|--------------|-------|--------------|----------|
| Wire Manager — Horizontal | 48"(1219mm) | 2 | EUAW-0048-NH | \$153.32 |
| | 72"(1829mm) | 3 | EUAW-0072-NH | 229.99 |
| | 96"(2438mm) | 3 | EUAW-0096-NH | 306.66 |
| | 120"(3048mm) | 4 | EUAW-00C0-NH | 383.21 |



EUAW-NH
Class PT – SIN 711-11;
Discount Group IX

Features

- Includes one wire manager and attachment clips.
- Standard in light platinum.
- Field installed.

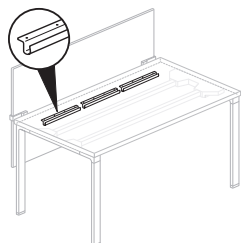
To Order, Specify:

- 1) Product number.
(No finish specification required.)

Specification Tip

- Manages and stores wire and cables under horizontal surfaces.

| | Length | Depth | Number | Price |
|-----------------------------------|------------|----------|---------------|----------|
| Horizontal Wire Management | 15"(381mm) | 2"(51mm) | WUAW-1500-PNH | \$179.03 |



WUAW-PNH
Class CA – SIN 711-1;
Discount Group I

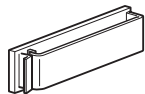
Features

- Includes ten plastic wire managers and attachment hardware.
- Manages and stores wires or cables under horizontal surface.
- Standard in charcoal trim color only.

To Order, Specify:

- 1) Product number.
(No finish specification required.)

| | Height | Depth | Width | Number | Price |
|-----------------------------|-------------|------------|----------|--------|---------|
| Vertical Cable Guide | 0.75"(19mm) | 0.5"(13mm) | 3"(76mm) | NECG-V | \$60.77 |



NECG-V
Class FA – SIN 711-1
Discount Group XI

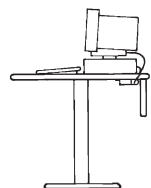
Features

- Includes package of twelve cable guides.
- Manages communication cables.
- Self-adhesive back attaches to the top or bottom of horizontal surface.
- Standard in gray trim color only.

To Order, Specify:

- 1) Product number.
(No finish specification required.)

| | Length | Application | Number | Price |
|-------------------------------|-------------------------------------|--|--|----------|
| Wire Management Trough | 24"(610mm) | Stationary/Flip-Top Tables Only | KWT-24 | \$ 48.02 |
| | 30"(762mm) | | KWT-30 | 58.53 |
| | 36"(914mm) | | KWT-36 | 69.04 |
| | 42"(1067mm) | | KWT-42 | 79.55 |
| | 48"(1219mm) | | KWT-48 | 90.06 |
| | 54"(1372mm) | | KWT-54 | 100.57 |
| | 60"(1524mm) | | KWT-60 | 111.08 |
| | 66"(1676mm) | | KWT-66 | 121.59 |
| | 72"(1829mm) | | KWT-72 | 132.10 |
| | | | For 60", 66" and 72" folding tables only | KWMF-72 |
| | For 84" and 96" folding tables only | KWMF-96 | 174.14 | |



KWT
KWMF
Class TA – SIN 711-11;
Discount Group X



Features

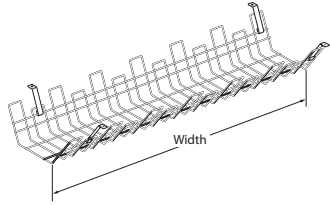
- KWT wire management trough for use with stationary and flip-top tables only, with or without modesty panels.
- KWMF wire management trough for use with folding tables only, with or without modesty panels.
- Wire management trough attaches to underside of rectangle tables for storage of electronic equipment wiring and cabling.
- Both trough versions are field-attached.
- KWT wire management trough must be specified 6"(152mm) shorter than the table width.
- KWMF-72 is two pieces, and KWMF-96 is four pieces to allow for folding table leg clearance.
- Standard in Charcoal finish only.

To Order, Specify:

- 1) Product number.
(No finish specification required.)

Wire Management

| | Width | Number | Price |
|-------------------------------|------------|-----------|-----------------|
| Wire Management Basket | 18"(457mm) | TAWB-0918 | \$127.47 |
| | 24"(610mm) | TAWB-0924 | 133.92 |
| | 36"(914mm) | TAWB-0936 | 146.76 |



TAWB
Class TA – GSA: Open Market

Features

- Includes one basket, four brackets and attachment hardware.
- Standard in black.
- Basket is 8.5"(203mm) deep x 3.5"(76mm) high. With mounting hardware overall height is 4.94"(102mm) and depth is 10.82"(254mm).
- Accessible from both sides.
- Basket detaches without tools.

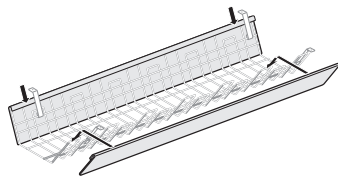
To Order, Specify:

- 1) Product number.
(No finish specification required.)

Specification Tips

- Verify mounting clearance with table understructure.
- Separately specify covers.

| | Width | Number | Price |
|---------------------|------------|-----------|----------------|
| Basket Cover | 18"(457mm) | TABC-0918 | \$37.49 |
| | 24"(610mm) | TABC-0924 | 50.38 |
| | 36"(914mm) | TABC-0936 | \$76.08 |



TABC (Two covers shown)
Class TA – GSA: Open Market

Feature

- Includes one painted cover.

To Order, Specify:

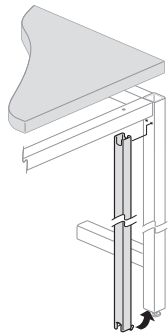
- 1) Product number.
- 2) Trim color.

Specification Tips

- Designed to be used with wire management basket. Up to two can be installed.
- Order to match wire management basket width.

Note: \$11.27 upcharge list for Metallic and Accent trim colors.

| | For Use With | Height | Width | Number | Trim | |
|---|--------------|--------------|-------------|-------------|----------------|----------------|
| | | | | | A | B |
| Vertical Wire Channel - Leg Attached | 28" Frame | 25.7"(635mm) | 1.17"(25mm) | TYVW-2601-P | \$79.44 | \$84.12 |
| | 40" Frame | 37.7"(940mm) | 1.17"(25mm) | TYVW-3801-P | \$83.59 | \$90.37 |



TYVW
Class CL – GSA: Open Market

Feature

- Includes wire manager and attachment screws.

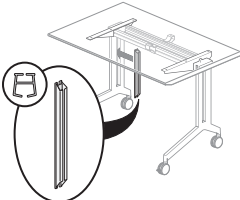
To Order, Specify:

- 1) Product number.
- 2) Trim color.


Specification Tips

- Order correct model for table height.
- Add additional Vertical Wire Channels if cord number exceeds three cords.
- Accommodates 2-3 cords/cables (depending on cable diameter) or one 1/2" Flexible Conduit.

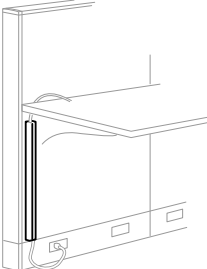
Wire Management

| | Length | Number | Price |
|---|------------|---|---------|
| Planes C-Leg Training Table Vertical Wire Manager  | 16"(406mm) | TA01-0228-F | \$44.58 |
| Features <ul style="list-style-type: none"> Includes one plastic wire manager. Standard in black. Field installed. | | To Order, Specify: <ol style="list-style-type: none"> Product number. (No finish specification required.) | |
| Specification Tips <ul style="list-style-type: none"> For use on Planes C-Leg Training Tables for wire management. Snaps into top portion of C-leg base. | | | |

TA01-0228-F
Class TA – SIN 711-11;
Discount Group X

| | Description | Length | Number | Price |
|--|------------------------|---|-------------|----------|
| Compose Task Light Cord Manager  | Wire Manager, Vertical | 17"(432mm) | VZAW-0000-V | \$188.89 |
| Features <ul style="list-style-type: none"> Includes package of 10. Vertical wire manager conceals task light cord. Attaches into Compose panel frame slots. Black finish only. | | To Order, Specify: <ol style="list-style-type: none"> Product number. (No finish specification required.) | | |


VZAW-0000-V
Class BC – SIN 711-1;
Discount Group XI

| | Height | Depth | Width | Number | Price |
|---|-------------|---|----------|--------|---------|
| PREMISE Vertical Wire Manager  | 60"(1524mm) | 0.625"(16mm) | 1"(25mm) | NEV-1 | \$56.54 |
| Features <ul style="list-style-type: none"> Includes one vertical wire manager and six attachment clips. Guides wires or cables vertically from base raceway to worksurface or from worksurface to overhead storage unit or shelf. Two wire managers will fit in a single set of panel slots. | | To Order, Specify: <ol style="list-style-type: none"> Product number. Trim color (standard trim only). | | | |
| Specification Tips <ul style="list-style-type: none"> May be field cut to appropriate length. Requires two attachment clips per field cut section. Wire manager may be installed in same connector slots with shared or handed cantilever support. Attached into PREMISE panel frame slots. | | | | | |

NEV-1
Class FA – SIN 711-1;
Discount Group XI

Wire Management

| | Height | Inside Diameter | Number | Price |
|--|--------------|-----------------|--------|----------|
| PREMISE Task Light Cord Manager | 17.5"(444mm) | 0.43"(11mm) | NEV-2 | \$137.10 |



NEV-2

Class FA – SIN 711-1;
Discount Group XI

Features

- Includes ten vertical wire managers.
- Vertically routes and conceals cords along panel surface above or below the worksurface.
- Wire manager, NEV-2, extends 0.5"(13mm) from panel surface.
- Standard in black trim only.


Specification Tips

- Suggested application: use to conceal single task light cord between overhead storage and worksurface.
- May be field cut to appropriate size.
- For NEV-2, panel connectors slots will accommodate a wire manager and one adjacent panel mounted component.
- Attached into PREMISE panel frame slots.

To Order, Specify:

- 1) Product number.
(No finish specification required.)

| | Height | Inside Diameter | Number | Price |
|--|--------------|-----------------|--------|----------|
| UniGroup Too, UniGroup and PLACES Task Light Wire Manager | 17.5"(444mm) | 0.43"(11mm) | WC-17 | \$120.41 |



WC-17

Class AA – SIN 711-1;
Discount Group I

Features

- Includes ten vertical wire managers.
- Vertically routes and conceals cords along panel surface above or below the worksurface.
- Wire manager extends 0.5"(13mm) from panel surface.
- Standard in black finish only.

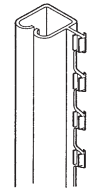
Specification Tips

- Suggested application: use to conceal single task light cord between overhead storage and worksurface.
- May be field cut to appropriate size.
- Insert into panel side rail reveals.
- Panel side rails will not accommodate multiple components in the same location.
- For use with UniGroup Too, UniGroup and PLACES.

To Order, Specify:

- 1) Product number.
(No finish specification required.)

| | Height | Depth | Width | Number | Price |
|---|-------------|-------------|-------------|--------|---------|
| UniGroup Too, UniGroup and PLACES Wire Manager | 72"(1829mm) | 0.75"(19mm) | 0.75"(19mm) | WC-6 | \$31.54 |



WC-6

Class AA – SIN 711-1;
Discount Group I

Features

- Includes field-cuttable channel.
- Guides wires or cables vertically.
- Inserts into the panel side rail reveals.
- Not available for use in the city of Los Angeles.

Specification Tip

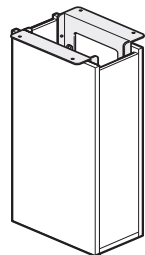
- For use with UniGroup Too, UniGroup and PLACES.

To Order, Specify:

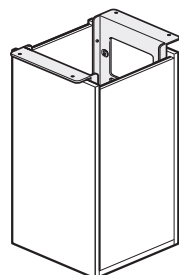
- 1) Product number.
- 2) Trim color.

Wire Management

| | Height | Depth | Width | Number | Laminate A | B | Wood Group A | Group B |
|-------------------|-----------------|------------|------------|-------------|-----------------|-----------------|------------------|------------------|
| Cable Base | Laminate | | | | | | | |
| | 28"(711mm) | 8"(203mm) | 14"(356mm) | TA01-0814-L | \$658.77 | \$711.61 | | |
| | | 14"(356mm) | 14"(356mm) | TA01-1414-L | 701.75 | 758.23 | | |
| | Wood | | | | | | | |
| | 28"(711mm) | 8"(203mm) | 14"(356mm) | TA01-0814-W | | | \$1113.53 | \$1146.72 |
| | | 14"(356mm) | 14"(356mm) | TA01-1414-W | | | 1189.27 | 1239.61 |



TA01-0814



TA01-1414

Features

- Includes 28"(711mm) high cable base and mounting hardware.
- Laminate with 1mm edgeband or wood veneer with 1mm wood edgeband.
- Provides internal cable management with removable panels for access.
- Standard in green core.
- Bracket is standard in charcoal.
- Includes 1"(25mm) adjustable glides.
- Ships assembled.

To Order, Specify:

- 1) Product number.
- 2) Laminate surface color or wood finish color.
- 3) Edge trim color for laminate.

Specification Tips

- Refer to Specification Guide for use guidelines.
- **Cable base not recommended for use with 30"(762mm) deep tables, half round tables, polygon tables or Y-leg tables or 36"(914mm) deep tables with (M) or (Q) flip top unit cutout options.**
- Specify 8"(203mm) x 14"(356mm) cable base for 36"(914mm) deep tables.
- Specify 14"(356mm) x 14"(356mm) cable base for 42"(1067mm) deep and deeper tables.
- One and two-piece table tops – one cable base.
- Three-piece table tops – two cable bases.
- Cable base cord access:
 - 1.5"(38mm) at top
 - adjustable side panels allow 1"(25mm) gap at bottom edges
 - 8"(203mm) depth base has a 3"(76mm) deep cutout in bottom;
 - 14"(356mm) depth base has an 8"(203mm) deep cutout in bottom.

The following Planes products are separately specified:

- Horizontal wire management

| Cable Column | Height | Depth | Width | Number | Price |
|---------------------|------------|----------|-------------|-----------|-----------------|
| | 28"(711mm) | 2"(51mm) | 4.5"(114mm) | TA01-0217 | \$239.14 |



TA01-0217

Features

- Cable Column offers a wire management option for conference tables when the Cable Base Option cannot be used.
- Includes one Cable Column with mounting hardware for attaching to underside of table.
- Hardware for attaching Cable Column to floor is field supplied.
- Ships unassembled.

To Order, Specify:

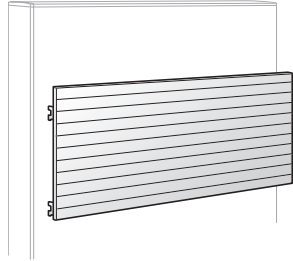
- 1) Product number.
- 2) Trim color.

Specification Tips

- Cable Column attaches to underside of table, extends to the floor where it is also attached.
- Cable Column is not load bearing and does not replace table leg(s).
- Cable Column can be installed anywhere under a conference table unless it would interfere with table legs, Horizontal Wire Manager or Flip Top Power/Data Units.
- The Cable Column can be used with the Horizontal Wire Manager for cable management.

Work Tools — Mounting

| | Height | Width | Number | Trim A | B |
|---|------------|-------------|-----------|-----------|----------|
| Wall Accessory Slat Pad – For Use with PREMISE | 16"(406mm) | 24"(610mm) | NAPY-1624 | \$305.15 | \$341.54 |
| | | 30"(762mm) | NAPY-1630 | 342.94 | 379.33 |
| | | 36"(914mm) | NAPY-1636 | 380.73 | 417.12 |
| | | 42"(1067mm) | NAPY-1642 | 418.52 | 454.91 |
| | | 48"(1219mm) | NAPY-1648 | 456.31 | 492.70 |
| | | 60"(1524mm) | NAPY-1660 | 531.89 | 568.28 |



NAPY
Class FA – SIN 711-1;
Discount Group XI

Features

- Includes one pad and attachment brackets.
- Assembled stack pad thickness is 0.375"(10mm).

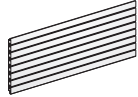
To Order, Specify:

- 1) Product number.
- 2) Trim color.

Specification Tips

- To be installed in connector slots on same size panel or on a combination of panels that equal the pad width.
- Designed to work with Jump Stuff and Belong slat pad tools.
- For use with PREMISE wall track only.

Slat, Wall Mount



KUPY
Class CA – SIN 711-1;
Discount Group I

| Nominal Height | Width | Number | Trim A | B |
|-------------------|-------------|-----------|-----------|----------|
| 16"(406mm) | 18"(457mm) | KUPY-1618 | \$286.19 | \$291.50 |
| | 24"(610mm) | KUPY-1624 | 309.81 | 316.44 |
| | 30"(762mm) | KUPY-1630 | 333.43 | 341.38 |
| | 36"(914mm) | KUPY-1636 | 357.05 | 366.32 |
| | 42"(1067mm) | KUPY-1642 | 380.67 | 391.26 |
| | 48"(1219mm) | KUPY-1648 | 404.29 | 416.20 |
| | 54"(1372mm) | KUPY-1654 | 427.91 | 441.14 |
| | 60"(1524mm) | KUPY-1660 | 451.53 | 466.08 |

Features

- Includes slat tile & attachment brackets for structural wall.
- Belong and Jump Stuff work tools may be used; separately specified.

To Order, Specify:

- 1) Product number.
- 2) Trim color.

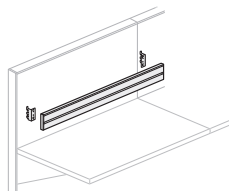
Specification Tips

- Designed to be used under wall mounted overhead storage units.
- Allows space for task light cord routing.
- **Not for use with wall track.**

Work Tools — Mounting

Belong

Single Side



KUR1-0424-PZN

| Height | Depth | Width | Number | Trim A | B |
|-----------------|---------------|-------------|---------------|----------|----------|
| Compose | | | | | |
| 4"(102mm) | 1"(25mm) | 24"(610mm) | KUR1-0424-PZN | \$168.58 | \$182.91 |
| | | 30"(762mm) | KUR1-0430-PZN | 180.76 | 196.39 |
| | | 36"(914mm) | KUR1-0436-PZN | 192.94 | 209.87 |
| | | 42"(1067mm) | KUR1-0442-PZN | 205.12 | 223.35 |
| | | 48"(1219mm) | KUR1-0448-PZN | 217.30 | 236.83 |
| | | 54"(1372mm) | KUR1-0454-PZN | 229.48 | 250.31 |
| 60"(1524mm) | KUR1-0460-PZN | 328.94 | 351.07 | | |
| PREMISE | | | | | |
| 4"(102mm) | 1"(25mm) | 24"(610mm) | KUR1-0424-PNN | \$168.58 | \$182.91 |
| | | 30"(762mm) | KUR1-0430-PNN | 180.76 | 196.39 |
| | | 36"(914mm) | KUR1-0436-PNN | 192.94 | 209.87 |
| | | 42"(1067mm) | KUR1-0442-PNN | 205.12 | 223.35 |
| | | 48"(1219mm) | KUR1-0448-PNN | 217.30 | 236.83 |
| | | 60"(1524mm) | KUR1-0460-PNN | 328.94 | 351.07 |
| UniGroup | | | | | |
| 4"(102mm) | 1"(25mm) | 24"(610mm) | KUR1-0424-PEN | \$168.58 | \$182.91 |
| | | 30"(762mm) | KUR1-0430-PEN | 180.76 | 196.39 |
| | | 36"(914mm) | KUR1-0436-PEN | 192.94 | 209.87 |
| | | 42"(1067mm) | KUR1-0442-PEN | 205.12 | 223.35 |
| | | 48"(1219mm) | KUR1-0448-PEN | 217.30 | 236.83 |
| | | 60"(1524mm) | KUR1-0460-PEN | 328.94 | 351.07 |

Features

- Includes one rail with panel attachment brackets.
- Mounts to panel side trim rails/connectors/slotted frame/wall track to support rail tools.
- Tool Rail is 0.625"(16mm) thick; brackets provide 0.375"(10mm) gap for cord management.
- Belong and Jump Stuff work tools may be used; separately specified.

Specification Tips

- **Supports maximum load of 40 pounds of Paper Management evenly distributed.**
- Panel mounted rail may span one or more panels equivalent to rail width.
- Recommended mounting position is approximately 9"(229mm) above worksurface.
- Rail is for use with specific product lines: Compose®, PREMISE® and UniGroup Too®.

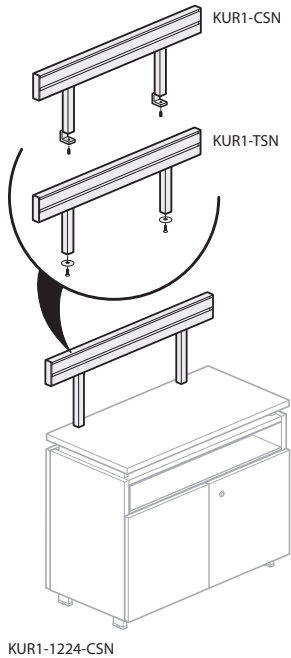
To Order, Specify:

- 1) Product number.
- 2) Trim Color for rail/brackets (product line specific; refer to appropriate price list).

Work Tools — Mounting

Belong

Tool Rail — Horizontal Surface Mount C-Clamp or Thru-Mount



| Rail Height | Width | Description | Number | Trim A | B |
|-------------------------------|--------------|-------------|---------------|----------|----------|
| 1.19" (30mm) Thick Top | | | | | |
| 4" (102mm) | 24" (610mm) | C-Clamp | KUR1-1224-CSN | \$319.15 | \$333.48 |
| | 30" (762mm) | | KUR1-1230-CSN | 336.09 | 351.72 |
| | 36" (914mm) | | KUR1-1236-CSN | 353.03 | 369.96 |
| | 42" (1067mm) | | KUR1-1242-CSN | 369.97 | 388.20 |
| | 48" (1219mm) | | KUR1-1248-CSN | 386.91 | 406.44 |
| | 54" (1372mm) | | KUR1-1254-CSN | 403.85 | 424.68 |
| | 60" (1524mm) | | KUR1-1260-CSN | 508.07 | 530.20 |
| 2" (51mm) Thick Top | | | | | |
| 4" (102mm) | 24" (610mm) | C-Clamp | KUR1-1224-CMN | \$319.15 | \$333.48 |
| | 30" (762mm) | | KUR1-1230-CMN | 336.09 | 351.72 |
| | 36" (914mm) | | KUR1-1236-CMN | 353.03 | 369.96 |
| | 42" (1067mm) | | KUR1-1242-CMN | 369.97 | 388.20 |
| | 48" (1219mm) | | KUR1-1248-CMN | 386.91 | 406.44 |
| | 54" (1372mm) | | KUR1-1254-CMN | 403.85 | 424.68 |
| | 60" (1524mm) | | KUR1-1260-CMN | 508.07 | 530.20 |
| 1.19" (30mm) Thick Top | | | | | |
| 4" (102mm) | 24" (610mm) | Thru-mount | KUR1-1224-TSN | \$319.15 | \$333.48 |
| | 30" (762mm) | | KUR1-1230-TSN | 336.09 | 351.72 |
| | 36" (914mm) | | KUR1-1236-TSN | 353.03 | 369.96 |
| | 42" (1067mm) | | KUR1-1242-TSN | 369.97 | 388.20 |
| | 48" (1219mm) | | KUR1-1248-TSN | 386.91 | 406.44 |
| | 54" (1372mm) | | KUR1-1254-TSN | 403.85 | 424.68 |
| | 60" (1524mm) | | KUR1-1260-TSN | 508.07 | 530.20 |
| 2" (51mm) Thick Top | | | | | |
| 4" (102mm) | 24" (610mm) | Thru-mount | KUR1-1224-TMN | \$319.15 | \$333.48 |
| | 30" (762mm) | | KUR1-1230-TMN | 336.09 | 351.72 |
| | 36" (914mm) | | KUR1-1236-TMN | 353.03 | 369.96 |
| | 42" (1067mm) | | KUR1-1242-TMN | 369.97 | 388.20 |
| | 48" (1219mm) | | KUR1-1248-TMN | 386.91 | 406.44 |
| | 54" (1372mm) | | KUR1-1254-TMN | 403.85 | 424.68 |
| | 60" (1524mm) | | KUR1-1260-TMN | 508.07 | 530.20 |

Features

- Includes one double sided rail with two posts, two rail end caps and attachment hardware.
- Mounts to horizontal surface to support rail tools.
- 1.19" (30mm) C-clamp Rail mounts on horizontal surfaces from 0.75" (19mm) to 1.75" (44mm) thick.
- Thru-mount Rail mounts on 1.19" (30mm) thick horizontal surfaces.
- Posts are 1.25" (32mm) thick.
- Belong and Jump Stuff work tools may be used; separately specified.
- Rail overall height above horizontal surface: 11.81" (300mm).
- Distance between rail bottom and top of horizontal surface: 7.44" (189mm).
- Ships unassembled.

To Order, Specify:

- 1) Product number.
- 2) Trim color for rail/post.
- 3) Trim color for rail end caps:
 - TR-K Charcoal
 - TR-J Graphite
 - TR-FM Snow

Specification Tips

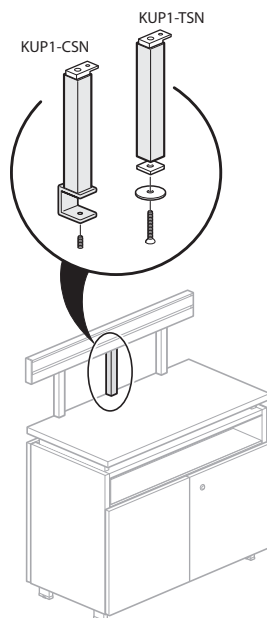
- Designed for single sided Reside desking and single sided benching applications or Beside base units.
- **Not designed to be used in front of panel mounted accessories (tackboard, markerboard).**
- For ease of installation, it is required that tool rail posts are attached to Beside storage top prior to attaching storage top to base unit.
- Tool Rail supports a maximum load of 40 pounds evenly distributed on user side.
- If supporting two monitor arms (up to 13 pounds each); an additional C-clamp or thru-mount post is recommended.
- Rail may be installed off modular.
- Heavy load application; additional posts can be ordered.
- Monitor arm cannot be mounted in post positions.
- Thru-mount post can be attached flush to back edge of horizontal surface.
- C-clamp rail can be attached to panel mounted horizontal surface with notch or radius wireways without removing the horizontal surface.
- Under horizontal surface: 4" (102mm) of clearance is necessary between back of horizontal surface and adjacent component for clamp attachment.
- Gap between screen and horizontal surface allows installation of Belong Tool Rail.
- Utility tray provides clearance for installation of Belong Tool Rail.

Note: No more than 6" (152mm) of rail can be extended beyond outside of support.

Work Tools — Mounting

Belong

Tool Rail — Single Post — C-Clamp or Thru-mount



KUP1-0000-CSN

| Post Height | Description | Number | Trim A | B |
|------------------------------|-------------|---------------|---------|----------|
| 1.19"(30mm) Thick Top | | | | |
| 7.5"(191mm) | C-Clamp | KUP1-0000-CSN | \$98.99 | \$106.80 |
| 2"(51mm) Thick Top | | | | |
| 7.5"(191mm) | C-Clamp | KUP1-0000-CMN | \$98.99 | \$106.80 |
| 1.19"(30mm) Thick Top | | | | |
| 7.5"(191mm) | Thru-mount | KUP1-0000-TSN | \$98.99 | \$106.80 |
| 2"(51mm) Thick Top | | | | |
| 7.5"(191mm) | Thru-mount | KUP1-0000-TMN | \$98.99 | \$106.80 |

Features

- Includes one C-clamp or one Thru-mount Post and attachment hardware.
- Posts mount on horizontal surfaces 1.19"-2"(30mm-51mm) thick.
- Posts are 1.25"(32mm) thick.

To Order, Specify:

- 1) Product number.
- 2) Trim color.

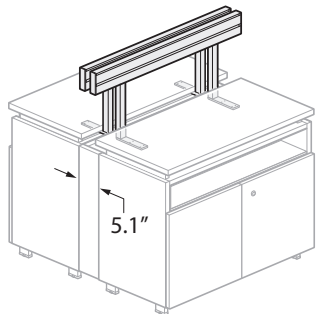
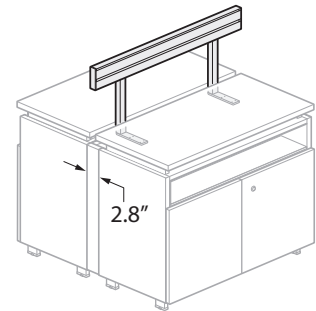
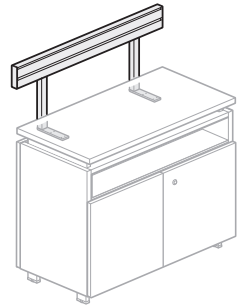
Specification Tips

- For ease of installation, it is required that tool rail post is attached to Beside storage top prior to attaching storage top to base unit.
- Posts supports slide along rail bottom groove.
- For use with C-clamp or Thru-mount tool rail only.
- Monitor arm cannot be mounted in post position.
- Extra single posts can be ordered when additional support for monitor arms and paper management are attached to Tool Rail.

Work Tools — Mounting

Belong

| Tool Rail — Under Horizontal Surface Mount — L-Bracket | Rail Height | Width | Number | Trim A | B |
|--|-------------|---------------|---------------|----------|----------|
| | 4"(102mm) | 24"(610mm) | KUR1-1224-USN | \$319.15 | \$333.48 |
| | 30"(762mm) | KUR1-1230-USN | 336.09 | 351.72 | |
| | 36"(914mm) | KUR1-1236-USN | 353.03 | 369.96 | |
| | 42"(1067mm) | KUR1-1242-USN | 369.97 | 388.20 | |
| | 48"(1219mm) | KUR1-1248-USN | 386.91 | 406.44 | |
| | 54"(1372mm) | KUR1-1254-USN | 403.85 | 424.68 | |
| | 60"(1524mm) | KUR1-1260-USN | 508.07 | 530.20 | |
| | 66"(1676mm) | KUR1-1266-USN | 536.71 | 561.44 | |
| | 72"(1829mm) | KUR1-1272-USN | 565.35 | 590.08 | |
| | 78"(1981mm) | KUR1-1278-USN | 593.99 | 620.02 | |
| | 84"(2134mm) | KUR1-1284-USN | 622.63 | 649.96 | |
| | 90"(2286mm) | KUR1-1290-USN | 651.27 | 679.90 | |
| | 96"(2438mm) | KUR1-1296-USN | 679.91 | 709.84 | |



KUR1-1224-USN

Features

- One double sided rail with two or three posts, two rail end caps and attachment brackets.
- Rails 66"-96" (1676mm-2438mm) include three posts.
- L-bracket mounts under 1.19" (30mm) thick horizontal surface to support rail tools on both sides.
- Belong Work Tools or Jump Stuff Slat Pad Tools may be used; separately specified.
- Rail overall height above horizontal surface: 11.18" (284mm).
- Distance between rail bottom and top of horizontal surface: 7.44" (189mm).
- Post is 1.25" (32mm) thick.
- Ships unassembled.

To Order, Specify:

- 1) Product number.
- 2) Trim color for rail/post.
- 3) Trim color for rail end caps:
 - TR-K Charcoal
 - TR-J Graphite
 - TR-FM Snow

Specification Tips

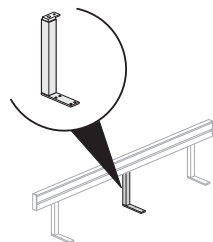
- **Rail with L-bracket or shared bracket mount can only be used in non-panel applications.**
- **Designed for single sided Beside desking and single sided benching applications or Beside base unit.**
- **Tool Rail supports a maximum load of 40 pounds (18.14kg) evenly distributed on user side or supports two monitor arms up to 13 pounds each; additional L-bracket mount post recommended.**
- For use with one Beside base unit or back-to-back base units; L-Bracket Tool Rail is double sided to accommodate Belong work tool accessories on both sides.
- For back-to-back Beside base unit applications, one or two L-Bracket tool rail(s) may be used:
 - One L-Bracket tool rail may be used between base units which results in an aesthetically unbalanced tool rail condition. Both users share a single tool rail. L-Brackets are attached to only one of the two back-to-back Beside storage tops. (Note: KUR2-USN Under Worksurface Mount T-Bracket is not recommended for use with back-to-back base units due to installation issues.)
 - Two back-to-back L-Bracket tool rails may be used between base units for an aesthetically balanced tool rail condition.
 - For a single tool rail application, a 2.8" (71mm) deep filler panel may be used to fill gap between back-to-back units.
 - For two back-to-back tool rails, a 5.1" (130mm) deep filler panel may be used to fill gap between back-to-back base units.
- Tool Rail should be specified 6" (152mm) shorter than screen if both are specified.
- Can be installed off modular.
- Under horizontal surface: 4" (102mm) of clearance is necessary between back of horizontal surface and adjacent component for flat bracket attachment.
- Heavy load application; additional posts can be ordered.
- Monitor arm cannot be mounted in post positions.
- Gap between screen and horizontal surface allows installation of Belong Tool Rail.
- Utility tray provides clearance for installation of Belong Tool Rail.
- Posts mount flush to back edge of horizontal surface.

Note: No more than 6" (152mm) of rail can be extended beyond outside of support.

Work Tools — Mounting

Belong

| | Post Height | Number | Trim A | B |
|--|--------------------|---------------|----------------|-----------------|
| Tool Rail — Single Post — L-Bracket Mount | 8.85"(225mm) | KUP1-0000-USN | \$98.99 | \$106.80 |



KUP1-0000-USN

Features

- Includes one under horizontal surface L-Bracket mount post and attachment hardware.
- Post is 1.25"(32mm) thick.

To Order, Specify:

- 1) Product number.
- 2) Trim color.

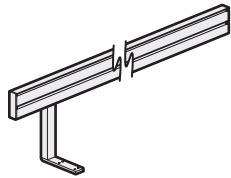
Specification Tips

- For use with under horizontal surface mount tool rail.
- Single Support Post may interfere with central casting.
- Monitor arm cannot be mounted in post position.
- Extra single posts can be ordered when additional support for monitor arms and paper management are attached to Tool Rail.

Work Tools — Mounting

Belong

| | Rail Height | Width | Description | Number | Trim A | B |
|---|-------------|-------------|---------------|---------------|----------|----------|
| Tool Rail — Single Sided Continuous Benching End | 4"(102mm) | 24"(610mm) | End | KUR1-1224-USE | \$319.15 | \$333.48 |
| | | 30"(762mm) | | KUR1-1230-USE | 336.09 | 351.72 |
| | | 36"(914mm) | | KUR1-1236-USE | 353.03 | 369.96 |
| | | 42"(1067mm) | | KUR1-1242-USE | 369.97 | 388.20 |
| | | 48"(1219mm) | | KUR1-1248-USE | 386.91 | 406.44 |
| | | 54"(1372mm) | | KUR1-1254-USE | 403.85 | 424.68 |
| | | 60"(1524mm) | | KUR1-1260-USE | 508.07 | 530.20 |
| | | 66"(1676mm) | | KUR1-1266-USE | 536.71 | 561.44 |
| | | 72"(1829mm) | | KUR1-1272-USE | 565.35 | 590.08 |
| | | 78"(1981mm) | | KUR1-1278-USE | 593.99 | 620.02 |
| | | 84"(2134mm) | | KUR1-1284-USE | 622.63 | 649.96 |
| | | 90"(2286mm) | | KUR1-1290-USE | 651.27 | 679.90 |
| | 96"(2438mm) | | KUR1-1296-USE | 679.91 | 709.84 | |



KUR1-1224-USE

Features

- One single sided tool rail with one or two posts, one rail end cap and attachment brackets.
- Tool Rails 66"-96" includes two posts.
- Mounts under 1.19"(30mm) thick horizontal surface to support rail tools.
- Belong Work Tools or Jump Stuff Slat Pad Tools may be used; separately specified.
- Tool rail overall height above horizontal surface: 11.18"(284mm).
- Distance between tool rail bottom and top of horizontal surface: 7.44"(189mm).
- Post is 1.25"(32mm) thick.
- Ships unassembled.

To Order, Specify:

- 1) Product number.
- 2) Trim color for tool rail/post.
- 3) Trim color for tool rail end cap:
 TR-K Charcoal
 TR-J Graphite
 TR-FM Snow

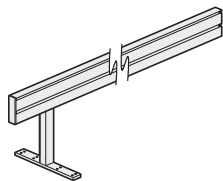
Specification Tips

- **Designed for Reside Single Sided Continuous Benching or Beside continuous storage applications only.**
- **For use with another tool rail end or internal tool rail; internal benching single post must be specified.**
- **Tool Rail supports maximum of 40 pounds(18.14kg) evenly distributed on one side.**
- **For continuous benching application, two monitor arms up to 13 pounds each side, requires additional post.**
- **Tool Rail should be specified 6" shorter than screen if both are specified.**
- Can be installed off modular.
- Under horizontal surface: 4"(102mm) of clearance is necessary between back of horizontal surface and pedestal for flat bracket attachment.
- Gap between screen and horizontal surface allows installation of Belong Tool Rail.
- Utility tray provides clearance for installation of Belong Tool Rail.

Note: No more than 6"(152mm) of rail can be extended beyond outside of support.

Work Tools — Mounting

Belong

**Tool Rail — Double-Sided
Continuous Benching End
Application Only**


KUR2-1224-UBE

| Rail Height | Width | Number | Price | |
|-------------|---------------|---------------|----------|----------|
| | | | A | B |
| 4"(102mm) | 24"(610mm) | KUR2-1224-UBE | \$319.15 | \$333.48 |
| | 30"(762mm) | KUR2-1230-UBE | 336.09 | 351.72 |
| | 36"(914mm) | KUR2-1236-UBE | 353.03 | 369.96 |
| | 42"(1067mm) | KUR2-1242-UBE | 369.97 | 388.20 |
| | 48"(1219mm) | KUR2-1248-UBE | 386.91 | 406.44 |
| | 54"(1372mm) | KUR2-1254-UBE | 403.85 | 424.68 |
| | 60"(1524mm) | KUR2-1260-UBE | 508.07 | 530.20 |
| | 66"(1676mm) | KUR2-1266-UBE | 536.71 | 561.44 |
| | 72"(1829mm) | KUR2-1272-UBE | 565.35 | 590.08 |
| | 78"(1981mm) | KUR2-1278-UBE | 593.99 | 620.02 |
| | 84"(2134mm) | KUR2-1284-UBE | 622.63 | 649.96 |
| | 90"(2286mm) | KUR2-1290-UBE | 651.27 | 679.90 |
| 96"(2438mm) | KUR2-1296-UBE | 679.91 | 709.84 | |

Features

- One double sided tool rail with one or two posts, one rail end cap and attachment brackets.
- Tool Rails 66"(1676mm)-96"(2438mm) include two posts.
- Mounts under 1.19"(30mm) thick worksurface to support rail tools.
- Belong Work Tools or Jump Stuff Slat Pad Tools may be used; separately specified.
- Tool rail overall height above worksurface: 11.18"(284mm).
- Distance between tool rail bottom and top of worksurface: 7.44"(189mm).
- Post is 1.25"(32mm) thick.
- Ships unassembled.

To Order, Specify:

- 1) Product number.
- 2) Trim color for tool rail/post.
- 3) Trim color for tool rail end cap:

| | |
|-------|----------|
| TR-K | Charcoal |
| TR-J | Graphite |
| TR-FM | Snow |

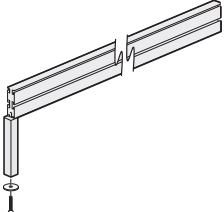
Specification Tips

- **Designed for Reside Continuous Benching applications only.**
- **For use with another tool rail end or internal tool rail; internal benching single post must be specified.**
- **Tool Rail supports maximum of 40 pounds(18.14kg) evenly distributed on each side.**
- **For continuous benching application, two monitor arms up to 13 pounds each side, requires additional post.**
- **Tool Rail should be specified 6"(152mm) shorter than screen if both are specified.**
- **For back-to-back application, 1 or 2 monitors up to 13 grounds each side, requires additional post.**
- Can be installed off modular.
- Under worksurface: 4"(102mm) of clearance is necessary between back of worksurface and pedestal for flat bracket attachment.
- Gap between screen and horizontal surface allows installation of Belong Tool Rail.
- Utility tray provides clearance for installation of Belong Tool Rail.
- Posts mount centered within 3.65"(93mm) gap.
- Refer to Specification Guide for planning rules.

Note: No more than 6"(152mm) of rail can be extended beyond outside of support.

Work Tools — Mounting

Belong

| | Rail Height | Width | Description | Number | Trim A | B |
|---|-------------|-------------|---------------|---------------|----------|----------|
|  <p>KUR1-1224-USI</p> | 4"(102mm) | 24"(610mm) | Internal | KUR1-1224-USI | \$319.15 | \$333.48 |
| | | 30"(762mm) | | KUR1-1230-USI | 336.09 | 351.72 |
| | | 36"(914mm) | | KUR1-1236-USI | 353.03 | 369.96 |
| | | 42"(1067mm) | | KUR1-1242-USI | 369.97 | 388.20 |
| | | 48"(1219mm) | | KUR1-1248-USI | 386.91 | 406.44 |
| | | 54"(1372mm) | | KUR1-1254-USI | 403.85 | 424.68 |
| | | 60"(1524mm) | | KUR1-1260-USI | 508.07 | 530.20 |
| | | 66"(1676mm) | | KUR1-1266-USI | 536.71 | 561.44 |
| | | 72"(1829mm) | | KUR1-1272-USI | 565.35 | 590.08 |
| | | 78"(1981mm) | | KUR1-1278-USI | 593.99 | 620.02 |
| | | 84"(2134mm) | | KUR1-1284-USI | 622.63 | 649.96 |
| | | 90"(2286mm) | | KUR1-1290-USI | 651.27 | 679.90 |
| | 96"(2438mm) | | KUR1-1296-USI | 679.91 | 709.84 | |

Features

- One single sided tool rail with one or two post and attachment brackets.
- Tool Rails 66"(1676mm)-96"(2438mm) includes two posts.
- Mounts on 1.19"(30mm) thick horizontal surface to support rail tools.
- Belong Work Tools or Jump Stuff Slat Pad Tools may be used; separately specified.
- Tool rail overall height above horizontal surface: 11.18"(284mm).
- Distance between tool rail bottom and top of horizontal surface: 7.44"(189mm).
- Post is 1.25"(32mm) thick.
- Ships unassembled.

Specification Tips

- **Designed for Reside Single Sided Continuous Benching or Beside continuous storage applications only.**
- **For use with two rail ends; Internal Benching single post must be specified.**
- **Tool Rail supports a maximum of 40 pounds(18.14kg) evenly distributed on one side.**
- **For use with benching application, 1 or 2 monitors up to 13 pounds each side, requires additional post.**
- Mounts into 0.25"(6mm) gap between shared block connectors or center attachment location on shared column.
- Under horizontal surface: 4"(102mm) of clearance is necessary between back of horizontal surface and pedestal for flat bracket attachment.
- Gap between screen and horizontal surface allows installation of Belong Tool Rail.
- Utility tray provides clearance for installation of Belong Tool Rail.

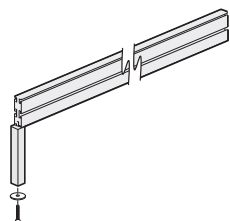
To Order, Specify:

- 1) Product number.
- 2) Trim color for tool rail/post.

Work Tools — Mounting

Belong

| | Rail Height | Width | Description | Number | Trim A | B |
|--|-------------|-------------|---------------|---------------|----------|----------|
| Tool Rail — Internal Continuous Benching Application Only | 4"(102mm) | 24"(610mm) | Internal | KUR2-1224-UBI | \$319.15 | \$333.48 |
| | | 30"(762mm) | | KUR2-1230-UBI | 336.09 | 351.72 |
| | | 36"(914mm) | | KUR2-1236-UBI | 353.03 | 369.96 |
| | | 42"(1067mm) | | KUR2-1242-UBI | 369.97 | 388.20 |
| | | 48"(1219mm) | | KUR2-1248-UBI | 386.91 | 406.44 |
| | | 54"(1372mm) | | KUR2-1254-UBI | 403.85 | 424.68 |
| | | 60"(1524mm) | | KUR2-1260-UBI | 508.07 | 530.20 |
| | | 66"(1676mm) | | KUR2-1266-UBI | 536.71 | 561.44 |
| | | 72"(1829mm) | | KUR2-1272-UBI | 565.35 | 590.08 |
| | | 78"(1981mm) | | KUR2-1278-UBI | 593.99 | 620.02 |
| | | 84"(2134mm) | | KUR2-1284-UBI | 622.63 | 649.96 |
| | | 90"(2286mm) | | KUR2-1290-UBI | 651.27 | 679.90 |
| | 96"(2438mm) | | KUR2-1296-UBI | 679.91 | 709.84 | |



KUR2-1224-UBI

Features

- One double sided tool rail with one or two post and attachment brackets.
- Tool Rails 66"(1676mm)-96"(2438mm) includes two posts.
- Mounts on 1.19"(30mm) thick horizontal surface to support rail tools.
- Belong Work Tools or Jump Stuff Slat Pad Tools may be used; separately specified.
- Tool rail overall height above horizontal surface: 11.18"(284mm).
- Distance between tool rail bottom and top of horizontal surface: 7.44"(189mm).
- Post is 1.25"(32mm) thick.
- Ships unassembled.

To Order, Specify:

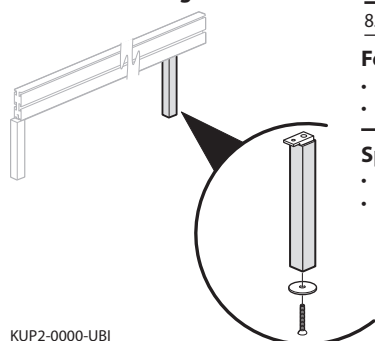
- 1) Product number.
- 2) Trim color for tool rail/post.

Specification Tips

- **Designed for Reside Continuous Benching and Beside continuous storage applications only.**
- **For use with two rail ends; Internal Benching single post must be specified.**
- **Tool Rail supports a maximum of 40 pounds(18.14kg) evenly distributed.**
- **Tool Rail should be specified 6" shorter than screen if both are specified.**
- **For use with benching application, 1 or 2 monitors up to 13 pounds each side, requires additional post.**
- Mounts into 0.25"(6mm) gap between shared block connectors or center attachment location on shared column.
- Under horizontal surface: 4"(102mm) of clearance is necessary between back of horizontal surface and pedestal for flat bracket attachment.
- Gap between screen and horizontal surface allows installation of Belong Tool Rail.
- Utility tray provides clearance for installation of Belong Tool Rail.
- Posts mount centered within 3.65"(93mm) gap.

Note: No more than 6"(152mm) of rail can be extended beyond outside of support.

Tool Rail — Single Post Internal/Benching



KUP2-0000-UBI

| | Post Height | Description | Number | Trim A | B |
|--|-------------|-------------|---------------|---------|----------|
| | 8.9"(226mm) | Internal | KUP2-0000-UBI | \$98.99 | \$106.80 |

Features

- Includes one Internal position post and attachment hardware.
- Post is 1.25"(32mm) thick.

To Order, Specify:

- 1) Product number.
- 2) Trim color.

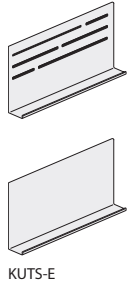
Specification Tips

- For use with benching mount tool rail.
- Mounts into 0.25"(6mm) gap between shared block connectors or center attachment location on shared column.

Work Tools

Belong

| | Actual Height | Actual Depth | Actual Width | Weight Pounds | Description | Number | Trim A | B |
|--------------------------------------|---------------|--------------|---------------|---------------|---------------|---------------|-----------------|-----------------|
| Territory Screen — End-of Run | 11.78"(299mm) | 3"(76mm) | 23.75"(603mm) | 8.0 (3.6kg) | With Slots | KUTS-1224-ESN | \$168.66 | \$176.32 |
| | | | | 8.7 (3.9kg) | Without Slots | KUTS-1224-ENN | 127.78 | 135.44 |
| | 11.78"(299mm) | 3"(76mm) | 29.75"(756mm) | 8.0 (3.6kg) | With Slots | KUTS-1230-ESN | \$186.84 | \$208.12 |
| | | | | 8.7 (3.9kg) | Without Slots | KUTS-1230-ENN | 145.96 | 167.24 |



KUTS-E

Features

- Includes one freestanding steel End-of-Run Territory Screen with double sided attachment material.
- End-of-Run Territory Screen Options:
 - With Slots (S); without Slots (N).
 - With Accessory Kit (A) (square and rectangular trays with bud base).
 - Without Accessory Kit (N).
- Optional Slotted Territory Screen includes three rows of two slots; 2"(51mm) between rows (centerline-to-centerline):
- Slot Widths for 23.75"(603mm):
 - Top Row: 15.31"(389mm) and 5.25"(133mm).
 - Middle Row: 10.28"(261mm) and 10.28"(261mm).
 - Bottom Row: 5.25"(133mm) and 15.31"(389mm).
- Slot Widths for 29.75"(762mm):
 - Top Row: 19.73"(501mm) and 6.83"(174mm).
 - Middle Row: 13.28"(337mm) and 13.28"(337mm).
 - Bottom Row: 6.83"(174mm) and 19.73"(501mm).
- Supports maximum weight of 5 pounds (2.3kg) on side with ledge.
- Non-writable, magnetic surface.

To Order, Specify:

1) Product number including:

1 Accessory Kit Option:

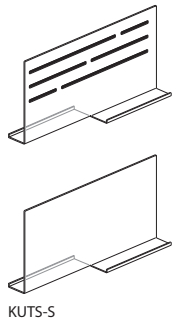
- A** Accessory Kit, add **\$44.72** list
- N** No Accessory Kit

2) Trim color.

Specification Tips

- End-of-Run Territory Screen is not designed for use with Base Tray.
- For use with separately specified Belong or Jump Stuff work tools.
- Accessory Kit is designed to sit on ledge of End-of-Run Territory Screen.
- Hanging accessories should be mounted in ledge side of End-of-Run Territory Screen with slots.

| | | | | | | | | |
|----------------------------------|---------------|-----------|---------------|-------------|---------------|---------------|-----------------|-----------------|
| Territory Screen — Shared | 11.78"(299mm) | 6"(152mm) | 23.75"(603mm) | 8.0 (3.6kg) | With Slots | KUTS-1224-SSN | \$181.43 | \$189.09 |
| | | | | 8.7 (3.9kg) | Without Slots | KUTS-1224-SNN | 140.55 | 148.21 |
| | 11.78"(299mm) | 6"(152mm) | 29.75"(756mm) | 8.0 (3.6kg) | With Slots | KUTS-1230-SSN | \$199.61 | \$220.89 |
| | | | | 8.7 (3.9kg) | Without Slots | KUTS-1230-SNN | 158.73 | 180.01 |



KUTS-S

Features

- Includes one freestanding steel Shared Territory Screen with double sided attachment material.
- Shared Territory Screen Options:
 - With Slots (S); without Slots (N).
 - With Accessory Kit (A) (square and rectangular trays with bud base).
 - Without Accessory Kit (N).
- Optional Slotted Territory Screen includes three rows of two slots; 2"(51mm) between rows (centerline-to-centerline):
- Slot Widths for 23.75"(603mm):
 - Top Row: 15.31"(389mm) and 5.25"(133mm).
 - Middle Row: 10.28"(261mm) and 10.28"(261mm).
 - Bottom Row: 5.25"(133mm) and 15.31"(389mm).
- Slot Widths for 29.75"(762mm):
 - Top Row: 19.73"(501mm) and 6.83"(174mm).
 - Middle Row: 13.28"(337mm) and 13.28"(337mm).
 - Bottom Row: 6.83"(174mm) and 19.73"(501mm).
- Supports maximum weight of 5 pounds (2.3kg).
- Non-writable, magnetic surface.

To Order, Specify:

1) Product number including:

1 Accessory Kit Option:

- A** Accessory Kit, add **\$44.72** list
- N** No Accessory Kit

2) Trim color.

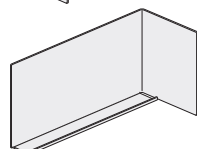
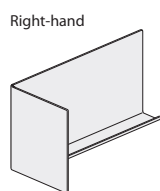
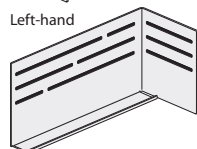
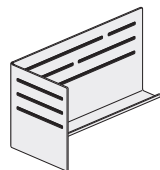
Specification Tips

- Shared Territory Screen is not designed for use with Base Tray.
- For use with separately specified Belong or Jump Stuff work tools.
- Accessory Kit is designed to sit on 11.8"(300mm) wide ledges of Shared Territory Screen.
- Hanging accessories may be mounted from either side of Shared Territory Screen with slots.

Work Tools

Belong

| | Actual Height | Actual Depth | Actual Width | Weight Pounds | Description | Number | 1 | Trim A | B |
|---------------------------|-------------------|--------------|---------------|---------------|---------------|---------------|--------|----------|----------|
| Territory L-Screen | Right-hand | | | | | | | | |
| | 11.78"(299mm) | 10"(254mm) | 23.75"(603mm) | 11.0 (5.4kg) | With Slots | KUTS-1224-LSR | | \$207.00 | \$214.66 |
| | | | | 11.9 (5.0kg) | Without Slots | KUTS-1224-LNR | | 166.12 | 173.78 |
| | 11.78"(299mm) | 10"(254mm) | 29.75"(756mm) | 11.0 (5.4kg) | With Slots | KUTS-1230-LSR | | \$225.18 | \$246.46 |
| | | | | 11.9 (5.0kg) | Without Slots | KUTS-1230-LNR | | 225.18 | 246.46 |
| | Left-hand | | | | | | | | |
| | 11.78"(299mm) | 10"(254mm) | 23.75"(603mm) | 11.0 (5.4kg) | With Slots | KUTS-1224-LSL | | \$207.00 | \$214.66 |
| | | | | 11.9 (5.0kg) | Without Slots | KUTS-1224-LNL | | 166.12 | 173.78 |
| | 11.78"(299mm) | 10"(254mm) | 29.75"(756mm) | 11.0 (5.4kg) | With Slots | KUTS-1230-LSL | | \$225.18 | \$246.46 |
| | | | 11.9 (5.0kg) | Without Slots | KUTS-1230-LNL | | 184.30 | 205.58 | |



KUTS-L

Features

- Includes one freestanding steel Territory L- Screen with double sided attachment material.
- Territory L-Screen Options:
 - With Slots (S); without Slots (N).
 - With Accessory Kit (A) (square and rectangular trays with bud base).
 - Without Accessory Kit (N).
- Optional Slotted Territory L-Screen includes three rows of two slots; 2"(51mm) between rows (centerline-to-centerline):
- Slot Widths on 23.75"(603mm):
 - Top Row: 15.31"(389mm) and 5.25"(133mm).
 - Middle Row: 10.28"(261mm) and 10.28"(261mm).
 - Bottom Row: 5.25"(133mm) and 15.31"(388mm).
 - Slot widths on 10"(254mm) portion: three rows of 8.25"(210mm).
- Slot Widths for 29.75"(762mm):
 - Top Row: 19.73"(501mm) and 6.83"(174mm).
 - Middle Row: 13.28"(337mm) and 13.28"(337mm).
 - Bottom Row: 6.83"(174mm) and 19.73"(501mm).
- Supports maximum weight of 5 pounds (2.3kg) on inside of Territory L-Screen.
- Non-writable, magnetic surface.

To Order, Specify:

1) Product number, including:

1 Accessory Kit Option:

- A** Accessory Kit, add \$44.72 list
- N** No Accessory Kit

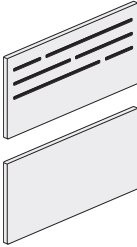
2) Trim color.

Specification Tips

- Territory L-Screen is not designed for use with Base Tray.
- For use with separately specified Belong or Jump Stuff work tools.
- Accessory Kit is designed to sit on ledge of Territory L-Screen.
- Hanging accessories should be mounted on inside of Territory L-Screen with slots.

Work Tools

Belong

| Structural Screen Tile | Actual Height | Actual Depth | Actual Width | Weight Pounds | Number | Trim | | |
|--|----------------------|--------------|--------------|---------------|-------------|----------|----------|--|
| | | | | | | A | B | |
|  KUTB | With Slots | | | | | | | |
| | 12"(305mm) | 0.67"(17mm) | 18"(457mm) | 7.1 (3.2kg) | KUTB-1218-S | \$167.43 | \$171.41 | |
| | | | 22.5"(572mm) | 8.9 (4.0kg) | KUTB-1222-S | 176.71 | 186.01 | |
| | | | 27"(686mm) | 10.6 (4.8kg) | KUTB-1227-S | 188.31 | 204.26 | |
| | | | 31.5"(800mm) | 12.5 (5.7kg) | KUTB-1232-S | 199.91 | 222.51 | |
| | | | 36"(914mm) | 14.2 (6.4kg) | KUTB-1236-S | 209.19 | 237.11 | |
| | Without Slots | | | | | | | |
| | 12"(305mm) | 0.67"(17mm) | 18"(457mm) | 7.5 (3.4kg) | KUTB-1218-N | \$111.63 | \$115.61 | |
| | | | 22.5"(572mm) | 9.4 (4.3kg) | KUTB-1222-N | 120.91 | 130.21 | |
| | | | 27"(686mm) | 11.2 (5.1kg) | KUTB-1227-N | 132.51 | 148.46 | |
| | | 31.5"(800mm) | 13.1 (5.9kg) | KUTB-1232-N | 144.11 | 166.71 | | |
| | | 36"(914mm) | 15.0 (6.8kg) | KUTB-1236-N | 153.39 | 181.31 | | |

Features

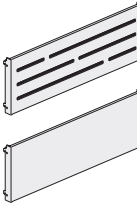
- Includes one steel Structural Screen Tile with or without slats and attachment hardware.
- Supports maximum weights of:
 - 18"(457mm) - 10 pounds (4.5kg).
 - 22.5"(572mm) - 10 pounds (4.5kg).
 - 27"(686mm) - 15 pounds (6.8kg).
 - 31.5"(800mm) - 17 pounds (7.7kg).
 - 36"(914mm) - 20 pounds (9.0kg).
- Non-writable, magnetic surface.

To Order, Specify:

- 1) Product number.
- 2) Trim color.

Specification Tips

- Designed for use on Belong Structural Screen (defaces screen) or structural building wall.
- May be wall mounted to structural building wall if properly mounted;
 - Anchors are not provided, must be field supplied.
- Cords cannot be passed behind the Structural Screen Tile.
- Not for use with Wall Track.
- For use with separately specified Belong or Jump Stuff work tools.

| Belong Systems Tile — External Mount for use with Compose Panels | Actual Height | Actual Depth | Actual Width | Weight Pounds | Number | Trim | | |
|--|----------------------|--------------|--------------|---------------|-------------|----------|----------|--|
| | | | | | | A | B | |
|  KZTB | With Slots | | | | | | | |
| | 7.87"(200mm) | 1.36"(35mm) | 24"(610mm) | 4.8 (2.2kg) | KZTB-0824-S | \$149.45 | \$161.41 | |
| | | | 30"(762mm) | 6.0 (2.7kg) | KZTB-0830-S | 163.37 | 183.31 | |
| | | | 36"(914mm) | 7.1 (3.2kg) | KZTB-0836-S | 177.29 | 205.21 | |
| | | | 42"(1067mm) | 8.2 (3.7kg) | KZTB-0842-S | 191.21 | 227.11 | |
| | | | 48"(1219mm) | 9.3 (4.2kg) | KZTB-0848-S | 205.13 | 249.01 | |
| | Without Slots | | | | | | | |
| | 7.87"(200mm) | 1.36"(35mm) | 24"(610mm) | 5.4 (2.4kg) | KZTB-0824-N | \$ 93.65 | \$105.61 | |
| | | | 30"(762mm) | 6.6 (3.0kg) | KZTB-0830-N | 107.57 | 127.51 | |
| | | | 36"(914mm) | 7.8 (3.5kg) | KZTB-0836-N | 121.49 | 149.41 | |
| | | 42"(1067mm) | 9.1 (4.1kg) | KZTB-0842-N | 135.41 | 171.31 | | |
| | | 48"(1219mm) | 10.3 (4.7kg) | KZTB-0848-N | 149.33 | 193.21 | | |

Features

- Includes one steel external mount Systems Tile with or without slots with integrated attachment brackets for use with Compose Panel Frames with Tiles.
- Supports maximum weights of:
 - 24"(610mm) - 15 pounds (6.8kg).
 - 30"(762mm) - 17 pounds (7.7kg).
 - 36"(914mm) - 17 pounds (7.7kg).
 - 42"(1067mm) - 20 pounds (9.0kg).
 - 48"(1219mm) - 20 pounds (9.0kg).
- Non-writable, magnetic surface.

To Order, Specify:

- 1) Product number.
- 1) Trim color.

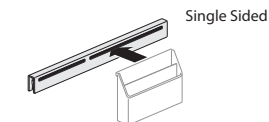
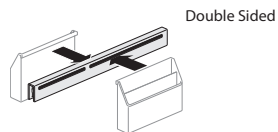
Specification Tips

- Designed for use with Compose Panel Frames with Tiles only.
- Nominal height is 8"(203mm).
- To be installed in panel frame slots on same width panel, a combination of panels equal to tile width.
- Vertical panel frame face dimensions:
 - Panel frame/non-raceway cover = frame height minus 2"(51mm).
 - Panel frame with raceway cover = frame height minus 10"(254mm).
- For use with separately specified Belong or Jump Stuff work tools.

Work Tools

Belong

| | Actual Height | Actual Width | Weight Pounds | Description | Number | Trim A | B |
|--------------------|---------------|---------------|---------------|--------------|-------------|---------|---------|
| Screen Rail | 2.19"(56mm) | 23.75"(603mm) | 2.8 (1.3kg) | Single Sided | KUSR-0224-S | \$73.07 | \$86.35 |
| | | | 2.8 (1.3kg) | Double Sided | KUSR-0224-D | 86.35 | 99.63 |



KUSR

Features

- Includes one steel Screen Rail; single sided with row of two slots or double sided with two slots on each side.
- Slot Widths: 8.19"(208mm) and 12.94"(329mm).
- Supports maximum weight of:
 - Single Sided: 5 pounds (2.3kg).
 - Double Sided: 5 pounds (2.3kg) each side.
- Non-writable, magnetic surface.

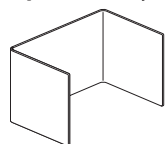
To Order, Specify:

- 1) Product number.
- 2) Trim color.

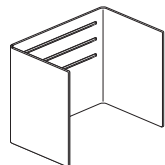
Specification Tips

- For use with separately specified Belong or Jump Stuff work tools.
- For use on top of fabric, laminate or wood Belong Screens.
- Not for use on Glass Screens, Structural L-screens or Territory Screens.

Open C Cubby



KUCU-0915-BNN



KUCU-1215-BNS

| Height | Depth | Width | Description | Number | Trim A | B |
|------------|------------|------------|-------------|---------------|----------|----------|
| 9"(229mm) | 10"(254mm) | 15"(381mm) | No Slots | KUCU-0915-BNN | \$111.58 | \$124.86 |
| 12"(305mm) | 10"(254mm) | 15"(381mm) | No Slots | KUCU-1215-BNN | 116.90 | 130.18 |
| 12"(305mm) | 10"(254mm) | 15"(381mm) | With Slots | KUCU-1215-BNS | 130.18 | 143.46 |

Features

- Includes one freestanding Open C Cubby.
- Freestanding Open C Cubby's are designed for supporting binders and books.
- Open C Cubby with slots allows use of Belong Work Tools or Jump Stuff Slat Pad work tools; separately specified.
- Open C Cubby's can be used in Beside Overhead Storage.

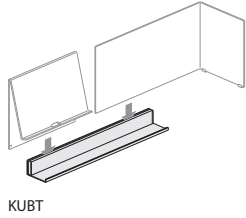
To Order, Specify:

- 1) Product number.
- 2) Trim color.

Work Tools

Belong

| | Actual Height | Actual Depth | Actual Width | Weight Pounds | Description | Number | Trim A | B |
|------------------|---------------|--------------|---------------|---------------|-----------------------|-------------|-----------------|-----------------|
| Base Tray | 2.09"(53mm) | 3.55"(90mm) | 23.75"(603mm) | 5.0 (2.3kg) | With Accessory Kit | KUBT-0224-A | \$185.98 | \$199.26 |
| | | | | | Without Accessory Kit | KUBT-0224-N | 139.49 | 152.77 |



KUBT

Features

- Includes one freestanding steel Base Tray with aluminum insert rail.
- Base Tray is available with or without Accessory Kit.

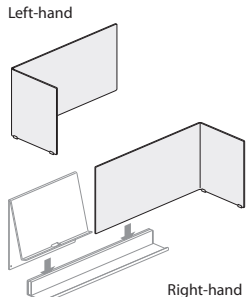
Specification Tips

- Designed for use with L-Screen, Reference Shelf and Accessory Kit.
- L-Screen and Reference Shelf slide into space between steel back and aluminum insert.
- Base Tray accommodates one Reference Shelf and one L-Screen.
- Accessory Kit is designed to sit on 2.84"(72mm) deep base tray ledge.

To Order, Specify:

- 1) Product number.
- 2) Trim color.

| | | | | | | | | |
|--------------------------|---------------|------------|---------------|-------------|------------|--------------|-----------------|-----------------|
| Desk Top L-Screen | 11.87"(301mm) | 10"(254mm) | 23.75"(603mm) | 9.7 (4.4kg) | Right-hand | KULS-0000-TR | \$128.87 | \$142.15 |
| | | | | | Left-hand | KULS-0000-TL | 128.87 | 142.15 |



KULS

Features

- Includes one steel Desk Top L-screen with semi-transparent plastic feet.
- Non-writable, magnetic surface.
- Desk Top L-Screen is handed.
- Supports maximum weight of 5 pounds (2.3kg).

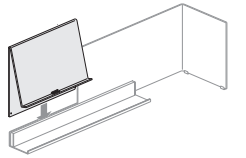
Specification Tips

- Designed for use with Base Tray or as freestanding.
- Desk Top L-Screen may be used alone in Base Tray or with Reference Shelf.
- Depth portion of L-Screen, when used adjacent to Reference Shelf, is the same width as Base Tray; width portion of L-Screen perpendicularly wraps around Base Tray ledge.
- Width portion of Desk Top L-Screen may be positioned to fill Base Tray or a portion may overhang past end of Base Tray to accommodate Reference Shelf.

To Order, Specify:

- 1) Product number.
- 2) Trim color.

| | | | | | | | | |
|---------------------------------|---------------|--------------|--------------|-------------|--|-------------|----------------|-----------------|
| Desk Top Reference Shelf | 12.03"(306mm) | 4.25"(108mm) | 14.5"(368mm) | 8.1 (3.7kg) | | KURS-0014-T | \$99.62 | \$106.27 |
|---------------------------------|---------------|--------------|--------------|-------------|--|-------------|----------------|-----------------|



KURS

Features

- Includes one steel desk Top Reference Shelf.
- Desk Top Reference Shelf lip is 1"(25mm) deep with a 15 degree angle.
- Includes a cutout for cord drop if used for charging of electronic devices.
- Supports maximum weight of 5 pounds (2.3kg).
- Non-writable, magnetic surface.

Specification Tips

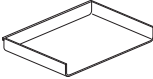
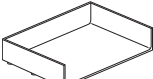
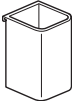
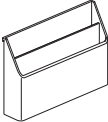
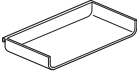
- Desk Top Reference Shelf may not be used alone in Base Tray; must be used together with Desk Top L-Screen for support purposes.
- Desk Top Reference Shelf is not freestanding.
- Desk Top Reference Shelf adjacent to depth portion of L-Screen are the same width as Base Tray; width portion of L-Screen perpendicularly wraps around Base Tray ledge.
- Desk Top Reference Shelf adjacent to width portion of L-Screen will overhang past end of Base Tray.

To Order, Specify:

- 1) Product number.
- 2) Trim color.

Work Tools

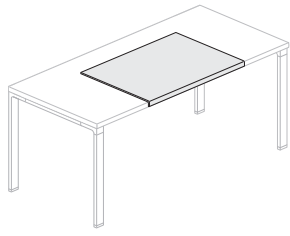
Belong

| | Height | Depth | Width | Description | Number | Price |
|--|--|---------------|---------------|---|-------------|----------------|
| Paper Tray — Landscape | 1.5"(38mm) | 8.875"(225mm) | 12.75"(324mm) | Slat — Document Tray | KUPT-0913-H | \$27.89 |
| | 2.5"(38mm) | 8.875"(225mm) | 12.75"(324mm) | Freestanding — Stacking Tray | KUPT-0913-F | \$33.21 |
|  KUPT-0913-H  KUPT-0913-F | Features <ul style="list-style-type: none"> Includes one plastic tray. Slat document tray mounts on Belong rail, Belong slat tile and Beside stanchion and Compose slat tile. Slat document tray supports maximum of one ream (5 pounds/2.3kg) of paper. Freestanding stacking tray is freestanding and stacks 4 high. | | | To Order, Specify: <ol style="list-style-type: none"> Product number. Trim color. <ul style="list-style-type: none"> TR-R Beige TR-1R Brownstone TR-RR Rusty Red TR-FM Snow <p>Note: Snow (TR-FM) plastic trim color is not recommended for use with painted trim colors Plaster (TR-TW) or Chalk (TR-AK). Refer to Very' Seating chainset for Snow.</p> | | |
| Tool Cup | 3.5"(90mm) | 2.5"(38mm) | 2.5"(38mm) | | KUTC-0000-H | \$23.91 |
|  KUTC-0000-H | Features <ul style="list-style-type: none"> Includes one plastic tool cup. Tool cup mounts on: <ul style="list-style-type: none"> –Belong rail –Belong slat tile –Beside stanchion –Open C Cubby with slots –Compose slat tile Can also be used in freestanding applications. | | | To Order, Specify: <ol style="list-style-type: none"> Product number. Trim color. <ul style="list-style-type: none"> TR-R Beige TR-1R Brownstone TR-RR Rusty Red TR-FM Snow <p>Note: Snow (TR-FM) plastic trim color is not recommended for use with painted trim colors Plaster (TR-TW) or Chalk (TR-AK). Refer to Very' Seating chainset for Snow.</p> | | |
| Hanging Sorter | 8.5"(216mm) | 2.5"(64mm) | 12.75"(324mm) | | KUHS-0000-H | \$65.11 |
|  KUHS-0000-H | Features <ul style="list-style-type: none"> Includes one hanging sorter with two paper sorters. Interior depth of each sorter is 1"(25mm). Hanging sorter mounts on: <ul style="list-style-type: none"> –Belong rail –Belong slat tile –Beside stanchion –Open C Cubby with slots –Compose slat tile | | | To Order, Specify: <ol style="list-style-type: none"> Product number. Trim color. <ul style="list-style-type: none"> TR-R Beige TR-1R Brownstone TR-RR Rusty Red TR-FM Snow <p>Note: Snow (TR-FM) plastic trim color is not recommended for use with painted trim colors Plaster (TR-TW) or Chalk (TR-AK). Refer to Very' Seating chainset for Snow.</p> | | |
| Mini Shelf | 1"(25mm) | 4"(102mm) | 8"(203mm) | | KUSH-0408-H | \$23.91 |
|  KUSH-0408-H | Features <ul style="list-style-type: none"> Includes one plastic shelf. Mini shelf mounts on: <ul style="list-style-type: none"> –Belong rail –Belong slat tile –Beside stanchion –Open C Cubby with slots –Compose slat tile | | | To Order, Specify: <ol style="list-style-type: none"> Product number. Trim color. <ul style="list-style-type: none"> TR-R Beige TR-1R Brownstone TR-RR Rusty Red TR-FM Snow <p>Note: Snow (TR-FM) plastic trim color is not recommended for use with painted trim colors Plaster (TR-TW) or Chalk (TR-AK). Refer to Very' Seating chainset for Snow.</p> | | |

Work Tools

Belong

| | Depth | Width | Edge | Number | Fabric Grade | |
|----------------|--------------|--------------|-------|--------------|--------------|----------|
| | | | | | D | E |
| Blotter | 19.7"(500mm) | 29.5"(749mm) | 3mm | KUBL-2030-FJ | \$539.36 | \$569.93 |
| | 19.7"(500mm) | 35.4"(899mm) | | KUBL-2036-FJ | 552.64 | 585.86 |
| | 23.6"(599mm) | 35.4"(899mm) | | KUBL-2436-FJ | 565.92 | 601.79 |
| | 19.7"(500mm) | 29.5"(749mm) | Knife | KUBL-2030-FF | \$539.36 | \$569.93 |
| | 19.7"(500mm) | 35.4"(899mm) | | KUBL-2036-FF | 552.64 | 585.86 |
| | 23.6"(599mm) | 35.4"(899mm) | | KUBL-2436-FF | 565.92 | 601.79 |



KUBL-2030-FJ

Features

- Includes one blotter with protective back.
- Specify blotter profile to match desking edge:
 - 3mm Edgeband
 - Knife edge
- Belong Blotter radius is 0.5"(13mm).

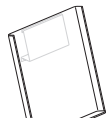
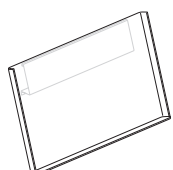
To Order, Specify:

- 1) Product number.
- 2) Fabric

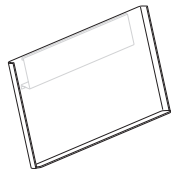
Specification Tips

- 20"(508mm) deep blotter can be used on 24"(610mm) deep desking without hatch.
- 20"(508mm) deep blotter can be used on 30"(762mm) deep desking with hatch.
- 24"(610mm) deep blotter can be used on 36"(914mm) deep desking with hatch.

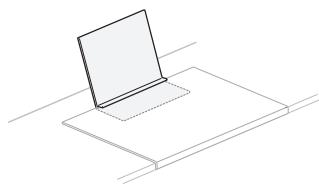
Reference Shelves

| | Height | Width | Description | Number | Trim | |
|---|---------------|----------------|-------------------------|-------------|---------|----------|
| | | | | | A | B |
|  | 11.25"(286mm) | 9.875"(251mm) | Reference — Small | KURS-0010-H | \$66.41 | \$ 73.06 |
| | | 18.5"(470mm) | Reference — Large | KURS-0019-H | 99.62 | 106.27 |
|  | 9.875"(251mm) | 11.625"(295mm) | Blotter Reference Shelf | KURS-0012-B | \$66.41 | \$ 73.06 |

KURS-0010-H



KURS-0019-H



KURS-0012-B

Features

- Includes one metal reference shelf
- Large and Small Reference shelves mount on:
 - Belong rail
 - Belong slat tile
 - Beside stanchion
 - Open C Cubby with slots
- Blotter Reference Shelf slides under blotter for support.

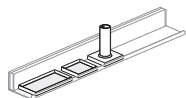
To Order, Specify:

- 1) Product number.
- 2) Trim color.

Specification Tips

- In installed position large and small referencing shelves are 0.88"(22mm) high and 4.3"(109mm) deep.
- Reference shelf lip is 1.375"(35mm) deep.

Accessory Kit



KUAK

| | Number | Price |
|--|---------------|---------|
| | KUAK-0000-BSR | \$54.47 |

Features

- Includes one square tray, one rectangular tray and bud vase with square base. All items are plastic.
- Sizes:
 - Square tray: 2.75"(70mm).
 - Rectangular tray: 2.75" x 5.5"(70mm x 140mm).
 - Bud Vase: 4"(102mm) tall, 0.75"(19mm) inside diameter, 2.75"(70mm) square base.
- Designed for use with the Base Tray, Territory Screen or as freestanding pieces.
- Standard in snow trim color.

To Order, Specify:

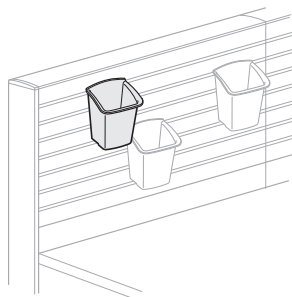
- 1) Product number.
(No finish specification required)

Note: Snow (TR-FM) plastic trim color is not recommended for use with painted trim colors Plaster (TR-TW) or Chalk (TR-AK). Refer to Very Seating chainset for Snow.

Work Tools

Jump Stuff

| | Height | Depth | Width | Number | Price |
|-----------------|-------------|------------|-----------|--------|---------|
| Tool Cup | 5.5"(140mm) | 3.5"(89mm) | 4"(102mm) | DTWC-2 | \$25.67 |



DTWC-2

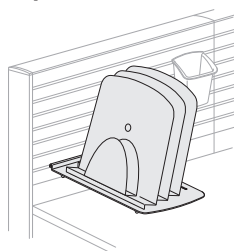
Feature

- Mounts on rail and slat pad. Can also be used in freestanding applications.

To Order, Specify:

- 1) Product number.
- 2) Translucent trim color.

| | Height | Depth | Width | Number | Trim A | B | Price |
|---------------------|--------------|------------|---------------------|--------|---------|---------|-------|
| Paper Sorter | 9.25"(235mm) | 11"(279mm) | 9"-12"(229mm-305mm) | DTPR-3 | \$81.32 | \$84.18 | |



DTPR-3

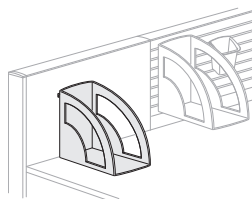
Features

- Includes three dividers, one shelf, and mounting bracket.
- Mounts on slat pad.
- Can also be used as a horizontal freestanding tray.
- Supports maximum of two reams (ten pounds/4.6 kilograms) of paper.

To Order, Specify:

- 1) Product number.
- 2) Translucent trim color.
- 3) Trim color for bracket.

| | Height | Depth | Width | Number | Price |
|-------------------|--------------|--------------|-------------|--------|---------|
| Binder Bin | 12.5"(318mm) | 10.5"(267mm) | 6.5"(165mm) | DTSB-3 | \$61.34 |



DTSB-3

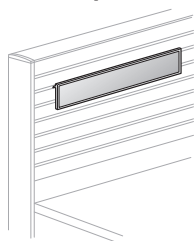
Features

- Mounts on slat pad. Can also be used in freestanding applications.
- Bin accommodates two 3"(76mm) thick binders.

To Order, Specify:

- 1) Product number.
- 2) Translucent trim color.

| | Height | Depth | Width | Number | Price |
|-------------------|------------|------------|------------|---------|---------|
| Tack Strip | 2.5"(64mm) | 0.5"(13mm) | 12"(305mm) | DTTS-12 | \$35.67 |
| | | | 24"(610mm) | DTTS-24 | 42.80 |



DTTS-12
DTTS-24

Features

- Mounts on slat pad.
- Brown and black cork and rubber composite material.

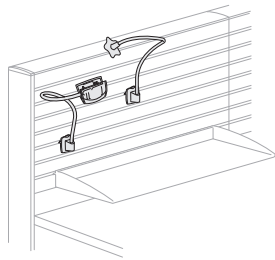
To Order, Specify:

- 1) Product number.
- 2) Trim color for bracket.

Work Tools

Jump Stuff

| | Number | Price |
|----------------------|--------|---------|
| Gooseneck Kit | DTGK-3 | \$74.81 |



DTGK-3

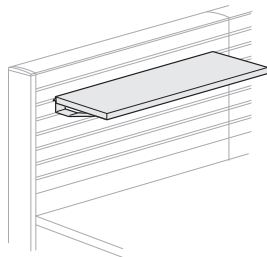
Features

- Includes two flex arms, two base clips, assortment of three tops (one grip clip, one round top, and one flower top) and two stick-on clips.
- Mounts on slat pad to display miscellaneous notes/items or anywhere with stick-on clips.
- Stick-on clips include double-sided tape.

To Order, Specify:

- 1) Product number.
- 2) Translucent trim color.

Mini Shelf



DMSP

| Height | Depth | Width | Number | Laminate | |
|-------------|--------------|-------------|---------|----------|----------|
| | | | | A | B |
| 1.75"(44mm) | 6.25"(159mm) | 18"(457mm) | DMSP-18 | \$124.94 | \$134.92 |
| | | 24"(610mm) | DMSP-24 | 130.64 | 140.62 |
| | | 30"(762mm) | DMSP-30 | 136.31 | 146.29 |
| | | 36"(914mm) | DMSP-36 | 142.01 | 151.99 |
| | | 42"(1067mm) | DMSP-42 | 147.67 | 157.65 |
| | | 48"(1219mm) | DMSP-48 | 153.34 | 163.32 |

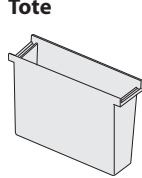
Features

- Includes shelf and brackets.
- Mounts on slat pad.
- Shelf thickness 0.75"(19mm)
- Designed for lightweight accessories.

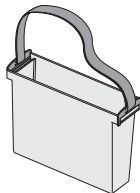
To Order, Specify:

- 1) Product number.
- 2) Shelf trim color.
- 3) Edgeband color.
- 4) Trim color for brackets.

| | Height | Depth | Width | Description | Number | Price |
|-------------|------------|-----------|------------|------------------------|--------|----------|
| Tote | 10"(254mm) | 4"(102mm) | 13"(330mm) | Tote | DTTE-3 | \$ 71.33 |
| | | | | Tote, clips, and strap | DTTH-3 | 101.30 |



DTTE-3



DTTH-3

Features

- Mounts on slat pad.
- Clip and strap standard in black.
- Fits in lateral files.
- Accommodates hanging files.

To Order, Specify:

- 1) Product number.
- 2) Translucent trim color.

Tote Strap



DTHT-1

| | | | | | | |
|--|--|--|--|--|--------|---------|
| | | | | | DTHT-1 | \$32.83 |
|--|--|--|--|--|--------|---------|

Features

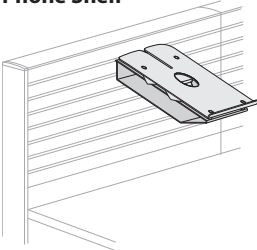
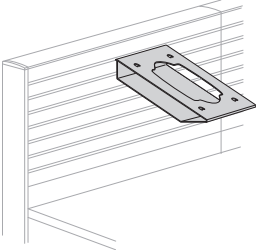
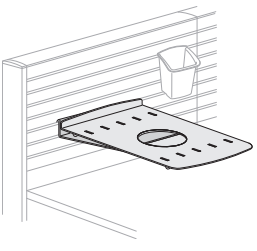
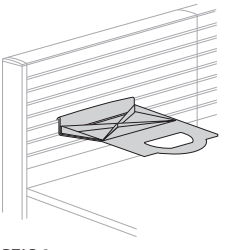
- Includes strap and two clips.
- Strap is 27"(686mm) long and non-adjustable.
- Converts DTTE-3 to DTTH-3.
- Standard in black.

To Order, Specify:

- 1) Product number.
(No finish specification required.)

Work Tools

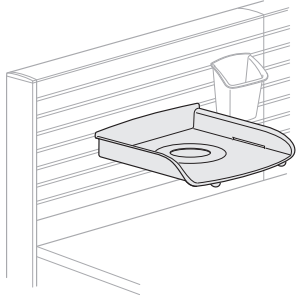
Jump Stuff

| | Height | Depth | Width | Number | Trim A | B |
|--|---|---------------|-------------|--------|-----------|---------|
| Phone Shelf  DTPT-3 | 2.5"(64mm) | 11.25"(286mm) | 9"(229mm) | DTPT-3 | \$97.01 | \$99.87 |
| Features <ul style="list-style-type: none"> Includes phone shelf and bracket. Mounts on slat pad at 30° angle. Supports maximum of two reams (ten pounds/4.6 kilograms) of paper. | To Order, Specify: <ol style="list-style-type: none"> Product number. Translucent trim color. Trim color for bracket. | | | | | |
| Phone Shelf Bracket  DTBS-3 | 1.5"(38mm) | 11"(279mm) | 7.5"(191mm) | DTBS-3 | \$59.91 | \$62.77 |
| Feature <ul style="list-style-type: none"> Used to convert DTPT-1 for mounting rail phone shelf to slat pad. | To Order, Specify: <ol style="list-style-type: none"> Product number. Trim color for bracket. | | | | | |
| Personal Shelf  DTES-3 | 1.75"(44mm) | 11"(279mm) | 8"(203mm) | DTES-3 | \$67.06 | \$69.92 |
| Features <ul style="list-style-type: none"> Includes mounting bracket and personal shelf. Mounts on rail at 60° angle or horizontally. Can also be used as a horizontal freestanding tray. Supports maximum of two reams (ten pounds/4.6 kilograms) of paper. | To Order, Specify: <ol style="list-style-type: none"> Product number. Translucent trim color. Trim color for bracket. | | | | | |
| Personal Shelf Bracket  DTAR-3 | | | | DTAR-3 | \$44.23 | \$47.09 |
| Feature <ul style="list-style-type: none"> Used in combination with DTPR-3 or DTES-3 for mounting rail personal shelf or paper sorter to slat pad. | To Order, Specify: <ol style="list-style-type: none"> Product number. Trim color for bracket. | | | | | |

Work Tools

Jump Stuff

| | Height | Depth | Width | Number | Price |
|--------------------|------------|------------|--------------|--------|---------|
| Letter Tray | 2.5"(64mm) | 12"(305mm) | 10.5"(267mm) | DTLT-2 | \$29.97 |



DTLT-2

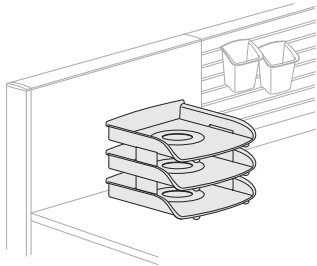
Features

- Mounts on rail at 60° angle or horizontally.
- Mounts on slat pad horizontally.
- Can also be used in freestanding applications.
- Use Letter Tray Stacking Brackets (DTLS-2) to convert to stacking letter trays.
- Supports maximum of one ream (five pounds/2.3 kilograms) of paper.

To Order, Specify:

- 1) Product number.
- 2) Translucent trim color.

| | | | | | |
|---------------------------------|-----------|------------|--------------|--------|---------|
| Letter Tray Stacking Kit | 8"(203mm) | 12"(305mm) | 10.5"(267mm) | DTLS-2 | \$77.04 |
|---------------------------------|-----------|------------|--------------|--------|---------|



DTLS-2

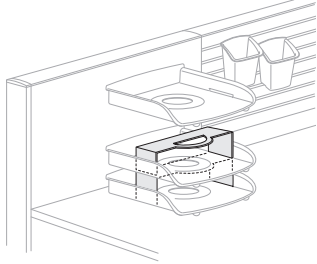
Features

- Includes three letter trays and two stacking brackets.
- Used in freestanding applications.

To Order, Specify:

- 1) Product number.
- 2) Translucent trim color.

| | | | | | |
|-------------------------------------|-------------|-----------|-------------|--------|---------|
| Letter Tray Stacking Bracket | 2.25"(57mm) | 5"(127mm) | 9.5"(241mm) | DTSB-1 | \$21.40 |
|-------------------------------------|-------------|-----------|-------------|--------|---------|



DTSB-1

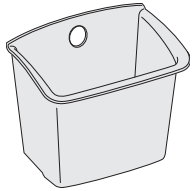
Features

- Includes two stacking brackets.
- Used in freestanding applications.

To Order, Specify:

- 1) Product number.
- 2) Translucent trim color.

| | Height | Depth | Width | Description | Number | Price |
|------------------|--------------|------------|------------|-------------|---------|---------|
| Waste Bin | 15.5"(394mm) | 12"(305mm) | 13"(330mm) | Black | DTRB-1B | \$57.05 |
| | | | | Translucent | DTRB-1 | 75.60 |



DTRB


Features

- Used in freestanding applications.
- Five gallon capacity.

To Order, Specify:

- 1) Product number.
- 2) Translucent trim color.

| | Description | Number | Price |
|------------------------|--------------|--------|----------|
| Pile Master Kit | Pre-Packaged | DPKY-1 | \$343.81 |



DPKY-1

Features

- Kit includes ten pile dividers.
- Requires no mounting rail.

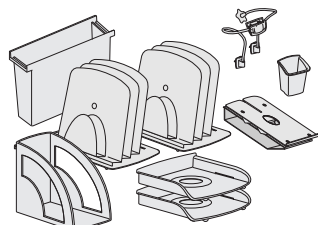
To Order, Specify:

- 1) Product number.
- 2) Translucent trim color.

Work Tools

Jump Stuff

| | Mounting System | Slat Pad Width | Packaging | Number | Trim | |
|------------------------|-----------------|----------------|---------------|--------|----------|----------|
| | | | | | A | B |
| File Master Kit | Slat Pad | 69"(1753mm) | Pre-Packaged | DPKP-S | \$560.65 | \$572.54 |
| | Slat Pad | | Bulk-Packaged | DBKP-S | 490.74 | 502.63 |



DPKP-S
DBKP-S

Features


- Kit includes gooseneck kit, two paper sorters, two letter trays, phone shelf, tote, tool cup, and binder bin.
- Mounts on separately specified slat pad.
- Ships either pre-packaged or bulk-packaged.
- Bulk-packaged offers reduced list price, and ships with each set of parts packaged in separate cartons.

Note: Minimum 10 kits required to order as bulk-packaged.

To Order, Specify:

- 1) Product number.
- 2) Translucent trim color.
- 3) Trim color for brackets.

| | | | | | | |
|------------------------|----------|-------------|---------------|--------|----------|----------|
| Task Master Kit | Slat Pad | 51"(1295mm) | Pre-Packaged | DPKT-S | \$537.17 | \$549.06 |
| | Slat Pad | | Bulk-Packaged | DBKT-S | 470.02 | 481.91 |



DPKT-S
DBKT-S

Features


- Kit includes gooseneck kit, paper sorter, two letter trays, phone shelf, tote, two grip clips, two pile dividers, and tool cup.
- Mounts on separately specified slat pad.
- Ships either pre-packaged or bulk-packaged.
- Bulk-packaged offers reduced list price, and ships with each set of parts packaged in separate cartons.

Note: Minimum 10 kits required to order as bulk-packaged.

To Order, Specify:

- 1) Product number.
- 2) Translucent trim color.
- 3) Trim color for brackets.

| | | | | | | |
|------------------------|----------|-------------|---------------|--------|----------|----------|
| Mini Master Kit | Slat Pad | 49"(1245mm) | Pre-Packaged | DPKS-S | \$356.64 | \$365.21 |
| | Slat Pad | | Bulk-Packaged | DBKS-S | 302.43 | 311.00 |



DPKS-S
DBKS-S

Features

- Kit includes gooseneck kit, paper sorter, two letter trays, phone shelf, and tool cup.
- Mounts on separately specified slat pad.
- Ships either pre-packaged or bulk-packaged.
- Bulk-packaged offers reduced list price, and ships with each set of parts packaged in separate cartons.

Note: Minimum 10 kits required to order as bulk-packaged.

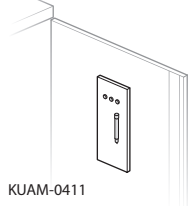
To Order, Specify:

- 1) Product number.
- 2) Translucent trim color.
- 3) Trim color for brackets.

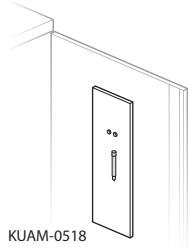
Work Tools

Magnetic Accessories

| | Actual Height | Actual Width | Number | Price |
|---------------------|---------------|--------------|-----------|----------------|
| Magnet Board | 11"(279mm) | 4"(102mm) | KUAM-0411 | \$30.70 |
| | 18"(457mm) | 5"(127mm) | KUAM-0518 | 61.40 |



KUAM-0411



KUAM-0518

Features

- Includes:
 - Magnetic dry-erase board
 - Three round magnets on 11"(279mm) high magnet board, two round magnets on 18"(457mm) high magnet board
 - One magnetic dry erase pen
 - Magnetic attachment strip for attachment to magnetic surfaces
 - Adhesive strip for attachment to non-magnetic surfaces
- Available in white (not matched to Haworth's color palette).

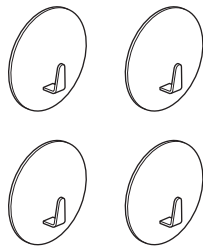
To Order, Specify:

- Product number.

Specification Tip

- Use on non-textured surfaces for best performance.

Magnet Hooks



KUAH-0002

| Diameter | Number | Price |
|------------|-----------|----------------|
| 1.5"(38mm) | KUAH-0002 | \$29.48 |

Features

- Includes four 1.5"(38mm)-diameter magnetic hooks for holding personal items.
- Available in white (not matched to Haworth's color palette).

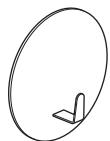
To Order, Specify:

- Product number.

Specification Tip

- Use on non-textured surfaces for best performance.

Magnet Hook



KUAH-0003

| Diameter | Number | Price |
|----------|-----------|----------------|
| 3"(76mm) | KUAH-0003 | \$18.43 |

Features

- Includes one 3"(76mm)-diameter magnetic hook for holding personal items.
- Available in white (not matched to Haworth's color palette).

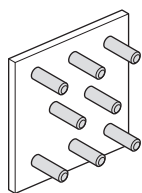
To Order, Specify:

- Product number.

Specification Tip

- Use on non-textured surfaces for best performance.

Round Peg Magnets



KUAP-0000

| Depth | Diameter | Number | Price |
|--------------|------------|-----------|----------------|
| 0.375"(10mm) | 0.16"(4mm) | KUAP-0000 | \$29.48 |

Features

- Includes eight round magnets and acrylic storage box.
- Available in chrome.

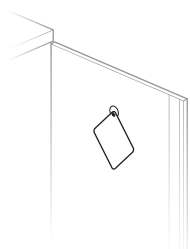
To Order, Specify:

- Product number.

Specification Tips

- Use on non-textured surfaces for best performance.
- Each magnet can hold up to eight sheets of letter-size paper.

Mirror



KUAR-0403

| Actual Width | Actual Length | Number | Price |
|--------------|---------------|-----------|----------------|
| 3.125"(80mm) | 4.375"(111mm) | KUAR-0403 | \$20.87 |

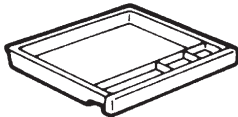
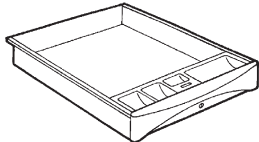
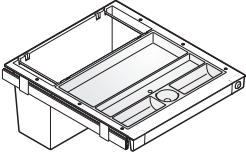
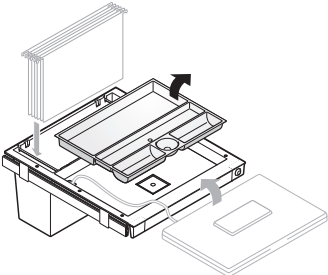
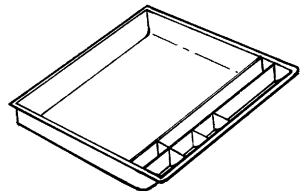
Features

- Includes one acrylic mirror.
- Can be hung from a Belong magnetic hook, or placed in a Belong pouch (specified separately).

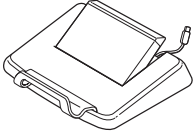
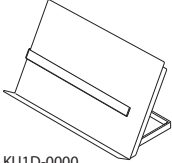
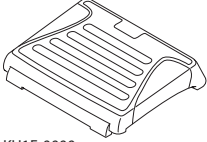
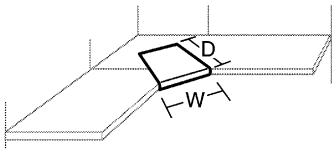
To Order, Specify:

- Product number.
(No color specification required.)

Workstation Accessories

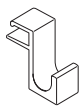
| | Height | Depth | Width | Number | Price |
|---|--------------|----------------|----------------|--|----------|
| <p>Shallow Drawer</p>  <p>DS-3 Class AA – SIN 711-1; Discount Group I</p> | 3"(76mm) | 15.375"(391mm) | 18.25"(464mm) | DS-3 | \$66.11 |
| <p>Features</p> <ul style="list-style-type: none"> • Shallow drawer has four compartments. • Drawer does not stack. • Available in charcoal or gray tone finish colors only. | | | | <p>To Order, Specify:</p> <ol style="list-style-type: none"> 1) Product number. 2) Trim color. TR-K Charcoal TR-G Gray Tone | |
| <p>Steel Center Drawer</p>  <p>SCD-19 Class MA – SIN 711-3; Discount Group II</p> | 2"(51mm) | 17.5"(445mm) | 19.125"(486mm) | SCD-19 | \$316.98 |
| <p>Features</p> <ul style="list-style-type: none"> • Includes mounting hardware. • Standard with lock. • Standard in charcoal finish color only. | | | | <p>To Order, Specify:</p> <ol style="list-style-type: none"> 1) Product number. (No finish specification required.) | |
| <p>Pencil + Drawer</p>   <p>KUDP-2420 Class YA – SIN 711-1; Discount Group XIII</p> | 11"(279mm) | 24"(610mm) | 19.5"(495mm) | KUDP-2420 | \$397.06 |
| <p>Features</p> <ul style="list-style-type: none"> • Multi-purpose drawer provides organization, hanging filing along with laptop storage. • Knock-outs at rear of drawer provide electronic charging access while contents are locked. • Removable organizing tray. • Thin profile maximizes knee clearance under front of drawer. • Standard in black trim color with black locks. • Standard with lock (shipped separately); keyed-alike and master keying options available. | | | | <p>To Order, Specify:</p> <ol style="list-style-type: none"> 1) Product number. (No finish specification required.) | |
| <p>Specification Tips</p> <ul style="list-style-type: none"> • To be mounted below worksurfaces 24"(610mm) or deeper. • Not for use with 24"(610mm) deep knife edge worksurface. • Pencil + drawer must be used adjacent to worksurface floor support when specified for use with panel system. | | | | | |
| <p>Pencil Drawer</p>  <p>JAC-18 Class FP – SIN 711-11; Discount Group XII</p> | 1.625"(41mm) | 19"(483mm) | 18"(457mm) | JAC-18 | \$79.79 |
| <p>Features</p> <ul style="list-style-type: none"> • Includes black plastic drawer, slides, and mounting hardware. • Attaches under freestanding desks, returns, bridges, system convergent or rectangular worksurfaces. | | | | <p>To Order, Specify:</p> <ol style="list-style-type: none"> 1) Product number. (No finish specification required.) | |
| <p>Specification Tip</p> <ul style="list-style-type: none"> • Do not install in area where cantilever bracket is installed. | | | | | |

Workstation Accessories

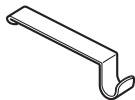
| | Description | Number | Price | | | | |
|---|---|--|-----------------|----------------|----------------|----------|-----------------|
|  <p>KU1L-0000-U</p> | <p>Adjustable Laptop Holder</p> <p>Laptop Holder with 4-port USB</p> <p>Features</p> <ul style="list-style-type: none"> • Includes adjustable Laptop Holder with or without built-in 4-port USB hub (2.0). • Accommodates laptops 16"(406mm) wide x 12"(305mm) deep. • Five laptop angle adjustments: 4°, 14°, 23°, 33° and 43°. • Size: 12.75"(324mm) wide x 10"(254mm) deep. 1.25"(32mm) high in stored position. • Protective pads on bottom. • Standard in supplier black with silver accent. <p>Specification Tips</p> <ul style="list-style-type: none"> • Hub Specifications: <ul style="list-style-type: none"> –Fully compliant with universal serial bus specification revision 2.0 (data rate 1.5/12/480 Mbps) –LED indicates the hub is ready –Direct bus power mode eliminates need for external power –Over-current detection and protection for each downstream port –Plug and play and hot swap function supported –Windows and Mac compatible –CE/US/FCC approved –RoHS compliant | KU1L-0000-U | \$161.54 | | | | |
|  <p>KU1D-0000</p> | <p>Adjustable Document Holder</p> <p>Document Holder</p> <p>Features</p> <ul style="list-style-type: none"> • Includes painted steel Adjustable Document Holder with magnetic attached line guide. • Infinite angle adjustment up to 80° with tension adjustment lever. • Accommodates papers or books. • Size: 16.7"(425mm) wide x 7.5"(191mm) deep x 9.75"(215mm) high. • Standard in supplier black. • Protection pads on bottom. | KU1D-0000 | \$135.48 | | | | |
|  <p>KU1F-0000</p> | <p>Adjustable Footrest</p> <p>Footrest</p> <p>Features</p> <ul style="list-style-type: none"> • Includes Adjustable Foot Rest with anti-slip rubber mat on top. • Angle adjustment by hand: 6°, 12°, 16° and 25° • Size: 15.75"(400mm) wide x 14.75"(375mm) deep x 3.25"-5"(83mm-127mm) high. • Folds flat for easy storage. • Standard in supplier black with silver accent. • Protective pads on bottom. | KU1F-0000 | \$135.48 | | | | |
|  <p>MAC-0001 Class AA</p> | <table border="1"> <thead> <tr> <th>Depth</th> <th>Width</th> </tr> </thead> <tbody> <tr> <td>21.125"(537mm)</td> <td>26.125"(664mm)</td> </tr> </tbody> </table> <p>Features</p> <ul style="list-style-type: none"> • Creates an angled edge between two (2) perpendicular regular worksurfaces. • Slides over the top of 1.19"(30mm) thick worksurfaces. • Accommodates an adjustable keyboard or mouse pad track (screws included). | Depth | Width | 21.125"(537mm) | 26.125"(664mm) | MAC-0001 | \$199.24 |
| Depth | Width | | | | | | |
| 21.125"(537mm) | 26.125"(664mm) | | | | | | |
| | | <p>To Order, Specify:</p> <p>1) Product number. (No finish specification required.)</p> | | | | | |
| | | <p>To Order, Specify:</p> <p>1) Product number. (No finish specification required.)</p> | | | | | |
| | | <p>To Order, Specify:</p> <p>1) Product number. (No finish specification required.)</p> | | | | | |
| | | <p>To Order, Specify:</p> <p>1) Product number. 2) Non-metallic trim color.</p> | | | | | |

Workstation Accessories

| | Height | Width | Depth | Number | Trim A | B |
|---------------------------------|--------------|--------------|--------------|-------------|-----------------|-----------------|
| Compose All-Purpose Hook | 1.375"(35mm) | 0.5"(13mm) | 0.75"(19mm) | VZAC-0000-P | \$412.93 | \$429.87 |
| | 1.375"(35mm) | 0.625"(16mm) | 3.375"(86mm) | VZAC-0000-H | 392.10 | 409.04 |



VZAC-0000-P



VZAC-0000-H
Class BC – SIN 711-1,
Discount Group XI

Features

- Includes eight coat hooks.
- (P) For use with full profile aluminum trim.
- (H) For use with thin profile steel trim.

To Order, Specify:

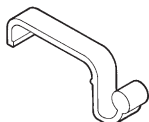
- 1) Product number.
- 2) Trim color.

Specification Tip

- Attaches to Compose panel frame or stack frame top with trim.

Note: Not available for use on Glass panels or glass stacks.

| | | | | | | |
|--------------------------------|----------|----------|------------|----------|-----------------|--|
| PLACES All-Purpose Hook | 1"(25mm) | 3"(76mm) | 0.5"(13mm) | HCH-0008 | \$150.10 | |
|--------------------------------|----------|----------|------------|----------|-----------------|--|



HCH-0008
Class BA – SIN 711-1,
Discount Group I

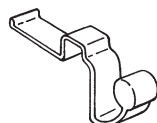
Features

- Includes eight hooks.
- Attaches to PLACES steel top cap panels only.

To Order, Specify:

- 1) Product number.
- 2) Trim color.

| | | | | | | |
|--|----------|----------|--------------|------------|-----------------|--|
| PLACES All-Purpose Hook — For Low Profile Wood Top Cap Panels | 1"(25mm) | 3"(76mm) | 0.625"(16mm) | HCH-0008-W | \$150.10 | |
|--|----------|----------|--------------|------------|-----------------|--|



HCH-0008-W
Class BA – SIN 711-1,
Discount Group I

Features

- Includes eight hooks.
- Attaches to PLACES wood top cap panels only.

To Order, Specify:

- 1) Product number.
- 2) Trim color.

| | | | | | | |
|----------------------------------|----------|----------|--------------|------|-----------------|--|
| UniGroup All-Purpose Hook | 1"(25mm) | 3"(76mm) | 0.625"(16mm) | CH-8 | \$129.00 | |
|----------------------------------|----------|----------|--------------|------|-----------------|--|



CH-8
Class AA – SIN 711-1,
Discount Group I

Features

- Includes eight hooks.
- Attaches to panel steel top cap.
- For use with UniGroup panels only.

To Order, Specify:

- 1) Product number.
- 2) Trim color.

| UniGroup Too All Purpose Hook | Number | Trim | |
|--------------------------------------|--------|-----------------|-----------------|
| | | A | B |
| | E2CH-8 | \$120.63 | \$141.90 |



E2CH-8
Class AC – SIN 711-1,
Discount Group I

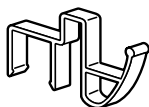
Features

- Includes eight hooks.
- For use with UniGroup Too square painted top cap panels.

To Order, Specify:

- 1) Product number.
- 2) Trim color.

| PREMISE All Purpose Hooks | Application | Number | Trim | |
|----------------------------------|--------------------|----------|----------------|-----------------|
| | | | A | B |
| | PREMISE Stack Kits | NAH-12-S | \$98.96 | \$114.51 |



NAH-12-S
Class FA – SIN 711-1,
Discount Group XI

Features

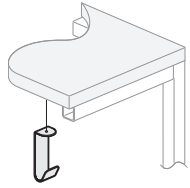
- Includes package of eight hooks.
- Attaches to the cross bar on a stack kit.
- Fifty pound capacity.
- Can not be used with grooved top caps.

To Order, Specify:

- 1) Product number.
- 2) Trim color.

Workstation Accessories

| | Number | Trim A | B |
|-----------------|-----------|----------------|----------------|
| Bag Hook | KUWH-0202 | \$41.90 | \$47.41 |



KUWH-0202

Features

- Includes one hook and attachment hardware.
- Hook will swivel if plastic washers are installed.

Specification Tips

- Attaches to the bottom of the 1.19”(30mm) and 2”(51mm) thick top.
- Weight Limit 50 lbs max.

To Order, Specify:

- 1) Product number.
- 2) Trim color.

Workstation Accessories

2/90 Sign Systems

2/90 Sign Systems is a recommended signage program for use with Haworth Systems. Signage options include ADA-compliant panel-mounted name signs, department signs, building directories, in/out boards, restroom and no smoking signs.

For inquiries, catalogs or orders, contact System 2/90 directly at 1-800-777-4310, fax (616) 656-4300, 5350 Corporate Grove Blvd SE, Grand Rapids, MI 49512.

This page intentionally blank

Lock Programs

Specification Guidelines

Locking Components Shipping Format

Locking components in all Haworth systems, casegoods, files and storage furniture are shipped with the lock housings factory-installed in each unit ready to receive separate lock plug cores. Lock plugs are field installed by means of a control key. Lock plugs and keys will be shipped with random numbering unless they are specified "keyed-alike". Quantity of locks will match quantity required for locking components on the order.

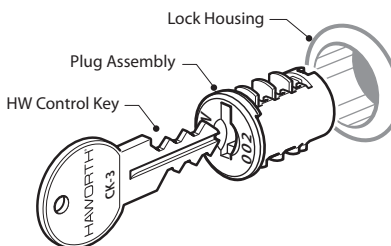
HW Lock Program

All HW lock plugs and keys will be standard in a Master Lock Program. A Master Lock program allows for better management of the facility where one "Master Key" can be used by Facility Management to service all locking components within a facility. Individual offices can be keyed-alike and will receive single-key access specific to the locking components within that workstation. Multiple locks in credenza components should be keyed-alike for the convenience of single-key access. General storage or file areas may also be keyed-alike so that individuals may have access to shared department documents or supplies.

To order new products within a workstation keyed-alike, the specifier should select the number of locks within the workstation and specify LSET quantities through Orderline. CSET lock plug and keys are to key-alike existing product for reconfigurations.

On Site Lock Installation

One Control Key for installing the lock plug will be included with each incremental order unit of up to 200 locks. The control key is used to insert and remove the lock plug into the housing at the installation site. The control key cannot be used to remove a lock plug in the locked position from its housing. Additional control keys are available and should be considered for the convenience of installing locks in widely separated areas of a facility (see Keys Only, page 213).

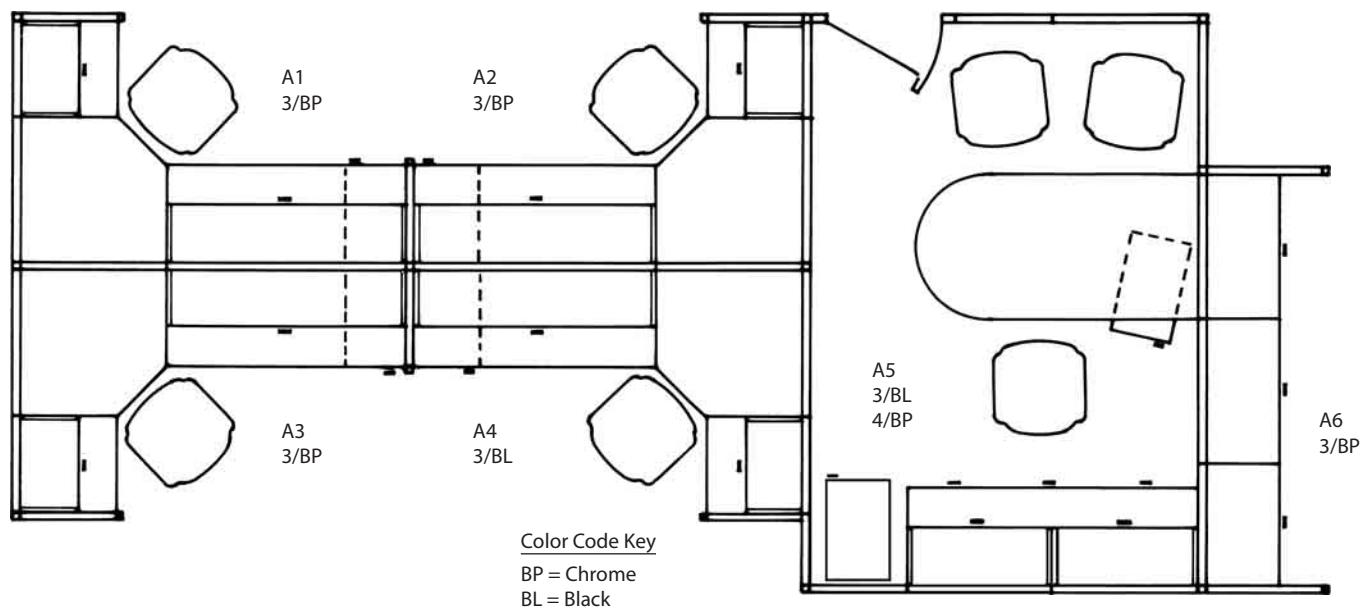


Replacement Lock Plugs and Keys

To order replacement lock plugs and keys, use the appropriate service parts catalog number or CSETS. For Wood Casegoods replacement lock plugs and keys, refer to appropriate pages.

Coding the Office Plan

Each lock location should be identified graphically on the plan by a dash mark. Encode your office floor plan by using your own coding system to identify each workstation or area that requires keyed-alike locks. Remember that some furniture will have more than one lock — a double pedestal desk, for instance. The coded floor plan with office identification numbers and lock quantities and color code will be required at the time of installation. The installer will be responsible for assignment of lock quantities based on this plan.



Lock Programs

HW Lock Program

HW Lock Program

The Haworth HW Lock Program is a Master Lock Program and offers the option to have workstations keyed-alike with 300 lock numbers. LSET keyed-alike lock plugs/keys are for new locking product orders only and are available at no charge.

For reconfiguration projects, there are CSET lock plugs and keys available at a nominal charge.

Work Sheet Preparation

Photocopy the HW Lock Work Sheet to assist in specifying locks. This work sheet is for your convenience and is not to be submitted with your purchase order.

Using the Coded Office Plan

Enter the workstation or area identification codes from the plan into the columns headed OFFICE NUMBER on the HW Lock work sheet. The work sheet can accommodate 100 location entries.

Specifying Keyed-Alike Lock Quantities and Colors

Using the plan, count the number of locking components in each workstation. Enter the number of locks under "QUANTITY" columns, taking into account the chrome or black finish, depending on lock finishes offered. When completed, each workstation should be assigned a quantity of LSETs. For file banks or storage areas requiring a larger quantity of the same lock numbers, specify LSET-999.

NO KEYED-ALIKE NOTE:
When no LSETS are specified, plugs and keys for the total number of locking components will be shipped automatically.

A Master Key will need to be separately specified.

Example:

| Office Number | Quantity | | LSET Number | Totals | |
|---------------|----------|-------|-------------|--------|-------|
| | Chrome | Black | | Chrome | Black |
| A1 | 3 | | LSET-3 | 1 | |
| A2 | 3 | | LSET-3 | 1 | |
| A3 | 3 | | LSET-3 | 1 | |
| A4 | | 3 | LSET-3 | | 1 |
| A5 | 4 | 3 | LSET-3 | | 1 |
| | | | LSET-4 | 1 | |
| A6 | 3 | | LSET-3 | 1 | |

Total the number of LSET quantities at the bottom of the work sheet. Transfer each total quantity to your Orderline or written purchase order.

When specifying Keyed-Alike (LSETS): LSETS must be ordered for the total number of locking components. Only the quantity of LSETS ordered will be shipped. We do not ship based upon number of locking components on order.

LSETS ordered in excess of quantities required for new locking product on the order may result in the order being placed on hold.

As a final verification of quantity, review the plan carefully to be sure that all products with locks have been identified. Remember that desks, credenzas and storage units may have multiple locking components.

Line Item Entry

Transfer the data from the work sheet to your Orderline or written purchase order. Enter the appropriate LSET catalog numbers on your order, followed by finish option code -BP or -BL.

Example:

| Quantity | Description |
|----------|---------------|
| 4 | LSET-3, LR-BP |
| 1 | LSET-4, LR-BL |
| 2 | LSET-3, LR-BL |

Order Processing and Packing Method

Haworth will assign the lock numbers for all keyed-alike orders. Note: Specific key numbers cannot be requested.

Upon receipt of your keyed-alike order, Haworth will draw from our standard inventory of 300 lock numbers. Lock plugs will be shipped according to finish in sets per the quantity specified. HW locks and keys (Figure 3) will carry a stamped "HW" on one side with 1 through 300 on the other side as an indication of the "HW lock" program.




Figure 3.

Order Changes

For Order Changes/Cancellations; refer to North American Terms of Sale.

Lock Programs

HW LOCK WORK SHEET

CUSTOMER NAME: _____

P.O.#: _____ TAG AREA: _____

DATE: ____ / ____ / ____ REVISION#: _____

PROJECT #: _____

| Office Number | Quantity | | LSET/CSET Number |
|---------------|----------|-------|------------------|
| | Chrome | Black | |
| | | | |
| | | | |
| | | | |
| | | | |
| | | | |
| | | | |
| | | | |
| | | | |
| | | | |
| | | | |
| | | | |
| | | | |
| | | | |
| | | | |
| | | | |
| | | | |
| | | | |
| | | | |
| | | | |
| | | | |

| Office Number | Quantity | | LSET/CSET Number |
|---------------|----------|-------|------------------|
| | Chrome | Black | |
| | | | |
| | | | |
| | | | |
| | | | |
| | | | |
| | | | |
| | | | |
| | | | |
| | | | |
| | | | |
| | | | |
| | | | |
| | | | |
| | | | |
| | | | |
| | | | |
| | | | |
| | | | |
| | | | |
| | | | |

| Office Number | Quantity | | LSET/CSET Number |
|---------------|----------|-------|------------------|
| | Chrome | Black | |
| | | | |
| | | | |
| | | | |
| | | | |
| | | | |
| | | | |
| | | | |
| | | | |
| | | | |
| | | | |
| | | | |
| | | | |
| | | | |
| | | | |
| | | | |
| | | | |
| | | | |
| | | | |
| | | | |
| | | | |

| LSET NUMBERS/TOTALS | | |
|---------------------|--------|-------|
| | Chrome | Black |
| LSET-1 | | |
| LSET-2 | | |
| LSET-3 | | |
| LSET-4 | | |
| LSET-5 | | |
| LSET-6 | | |
| LSET-7 | | |
| LSET-8 | | |
| LSET-9 | | |
| LSET-10 | | |
| LSET-11 | | |
| LSET-12 | | |
| LSET-30 | | |
| LSET-999 | | |

| CSET NUMBERS/TOTALS | | |
|---------------------|--------|-------|
| | Chrome | Black |
| CSET-1 | | |
| CSET-2 | | |
| CSET-3 | | |
| CSET-4 | | |
| CSET-5 | | |
| CSET-6 | | |
| CSET-7 | | |
| CSET-8 | | |
| CSET-9 | | |
| CSET-12 | | |
| CSET-30 | | |
| CSET-999 | | |

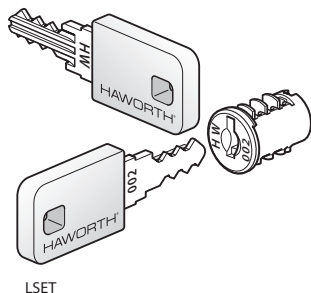
Note: LSET - New Products
CSET - Reconfiguration Projects

**RETAIN FOR YOUR RECORDS
DO NOT SUBMIT WITH ORDER**

Lock Programs

HW Lock Plugs and Keys

HW Lock Plugs and Keys



| Description | Number | Price |
|--|----------|---------|
| Order with new product orders only* | | |
| 1 Lock Plug and Key | LSET-1 | N/C |
| 2 Lock Plugs and Keys | LSET-2 | N/C |
| 3 Lock Plugs and Keys | LSET-3 | N/C |
| 4 Lock Plugs and Keys | LSET-4 | N/C |
| 5 Lock Plugs and Keys | LSET-5 | N/C |
| 6 Lock Plugs and Keys | LSET-6 | N/C |
| 7 Lock Plugs and Keys | LSET-7 | N/C |
| 8 Lock Plugs and Keys | LSET-8 | N/C |
| 9 Lock Plugs and Keys | LSET-9 | N/C |
| 10 Lock Plugs and Keys | LSET-10 | N/C |
| 11 Lock Plugs and Keys | LSET-11 | N/C |
| 12 Lock Plugs and Keys | LSET-12 | N/C |
| 30 Lock Plugs and Keys | LSET-30 | N/C |
| Key all locks alike (quantities greater than 30) | LSET-999 | N/C |
| Order for reconfiguration of existing product | | |
| 1 Lock Plug and Key | CSET-1 | \$ 9.53 |
| 2 Lock Plugs and Keys | CSET-2 | 19.06 |
| 3 Lock Plugs and Keys | CSET-3 | 28.59 |
| 4 Lock Plugs and Keys | CSET-4 | 38.12 |
| 5 Lock Plugs and Keys | CSET-5 | 47.65 |
| 6 Lock Plugs and Keys | CSET-6 | 57.18 |
| 7 Lock Plugs and Keys | CSET-7 | 66.71 |
| 8 Lock Plugs and Keys | CSET-8 | 76.24 |
| 9 Lock Plugs and Keys | CSET-9 | 85.77 |
| 12 Lock Plugs and Keys | CSET-12 | 114.36 |
| 30 Lock Plugs and Keys | CSET-30 | 285.90 |
| Key all locks alike (quantities greater than 30) | CSET-999 | 9.53 |

Features

- The Haworth HW Lock Program offers 300 lock numbers. LSET keyed-alike lock plugs/keys are for new locking product orders only and are available at no charge. LSET's ordered in excess of quantities required for new locking product on the order may result in order being placed on hold.
- For reconfiguration projects there are CSET lock plugs and keys available at a nominal charge.
- All lock plugs and keys with one LSET/CSET will ship with the same key number which is chosen at random.
- LSET-999 and CSET-999 are for quantities greater than 30 lock plugs and keys. Specify quantity of locks; locks are priced "per piece". Numbers will be the same for all locks and chosen at random.
- Haworth will assign key numbers from the inventory of 1 through 300.
- To order specific key numbers for replacement; refer to page 213.
- Master key available; separately specified.
- Keys are standard in nickel with black overmolded head; Locks plugs are available in chrome and black finishes.

To Order LSET, Specify:

- 1) Product number.
- 2) Lock plug finish color.
LX-BP Chrome
LX-BL Black

To Order CSET, Specify:

- 1) Product number.
- 2) Lock plug finish color.
LR-BP Chrome
LR-BL Black

Lock Programs

Keys

| | Key Number Selection | Number | Price |
|--------------------------|-----------------------|--------|----------------|
| HW Plugs and Keys | KY-001 through KY-300 | HW-SVC | \$18.96 |



HW-SVC

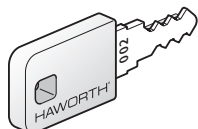
Features

- Includes one lock plug and one key.
- Keys are standard in nickel with black overmolded head.
- Lock plugs are available in chrome or black finishes.
- One control key (CK-3) for installing lock plugs into lock housings is provided.
- The key number will print on one side of key and HW on other side.
- Lock plug will also show HW and key number (refer to illustrations).

To Order, Specify:

- 1) Product number.
- 2) Lock plug finish color.
LR-BP Chrome
LR-BL Black
- 3) Key number.

HW Replacement Keys



HWSK

| Description | Quantity Included | Key Numbers Included | Number | Price |
|--|-------------------|----------------------|----------|------------------|
| Includes one HW key; specify key number/quantity | 1 | | HWSK-1 | \$ 15.02 |
| | 50 | 1-50 | HWSK-2 | \$ 238.90 |
| | 50 | 51-100 | HWSK-3 | 238.90 |
| | 50 | 101-150 | HWSK-4 | 238.90 |
| | 50 | 151-200 | HWSK-5 | 238.90 |
| | 50 | 201-250 | HWSK-6 | 238.90 |
| | 50 | 251-300 | HWSK-7 | 238.90 |
| | 300 | 1-300 | HWSK-300 | 1298.92 |

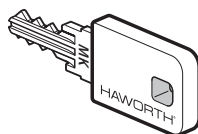
Features

- Includes HW keys only.
- HWSK-1; order for specific HW key number replacement; Specify HW key number.
- HWSK-2 through HWSK-300; specific HW key number series included.

To Order, Specify:

- 1) Product number.
- 2) Key number (HWSK-1 only).
(No finish specification required.)

HW Master Key



HWMK-1

| Description | Number | Price |
|-------------|--------|----------------|
| Master key | HWMK-1 | \$16.38 |

Features

- Includes one key.
- HWMK keys are silver with a **red** overmolded head.

To Order, Specify:

- 1) Product number.
(No finish specification required.)

Note: Master keys can only be used for HW Lock Program.

HW Control Key



CK-3

| | | |
|--|------|----------------|
| Control key (no key number selection required) | CK-3 | \$16.38 |
|--|------|----------------|


Features

- A single control key is provided with each lock shipment.
- CK-3 control key can be used to remove HW lock plug in unlocked position only.

To Order, Specify:

- 1) Product number.
(No finish specification required.)

HW Key Blank



HWKB-1

| | | |
|-----------|--------|-----------------|
| Key Blank | HWKB-1 | \$359.04 |
|-----------|--------|-----------------|

Features


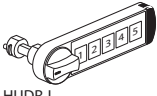

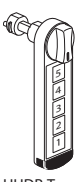

- Includes 100 key blanks for use with HW Lock Program only.

To Order, Specify:

- 1) Product number.
(No finish specification required.)

Lock Programs

Digital Locks

| | Length | Width | Height | Number ① ② ③ | Price |
|--|--|--|---|---|---|
| Digital Lock | 3 7/8"(98mm) | 1"(25mm) | 3/4"(19mm) | HUDR-■ ■ - ■ Y | \$649.58 |
|  HUDR-R  HUDR-L  HUDR-B  HUDR-T | Features <ul style="list-style-type: none"> Includes: <ul style="list-style-type: none"> Digital lock with 5-digit horizontal or vertical keypad and rotating lock knob CR2032 3-volt lithium battery Factory-assigned access code Attachment hardware and spacer for metal and wood surfaces Fits standard lock housings in all Haworth systems, casegoods, files and storage furniture. Two software versions allow the lock to be programmed by individual users each time it's used, or by a facility manager for workstations where re-programming is infrequent. Master codes can be created by facilities management to override factory-assigned access codes. Factory or master codes provide manager access and enable re-programming. Available in black or brushed chrome. | To Order, Specify: <ol style="list-style-type: none"> Product number, including: <ul style="list-style-type: none"> ① Keypad Orientation <ul style="list-style-type: none"> L Horizontal, knob left R Horizontal, knob right T Vertical, knob top B Vertical, knob bottom ② Knob Rotation <ul style="list-style-type: none"> 090 90 degree 180 180 degree ③ Software Option <ul style="list-style-type: none"> U User-programmable (Locker Mode) F Facility-programmed (Station Mode) Trim color for lock | | | |
| Digital Lock Control Key Fob  HUDF-F | Number HUDF-F | Price \$596.34 | Features <ul style="list-style-type: none"> Includes one control key fob and CR2032 3-volt lithium battery. Provides facility management of factory, master, and user codes, allowing management access and re-programming of digital locks (HUDR). Stores an unlimited number of factory and master codes. | To Order, Specify: <ol style="list-style-type: none"> Product number. | Specification Tip <ul style="list-style-type: none"> Each lock must be programmed to accept key fob before use. |

Lock Programs

Digital Lock Applications

| | Lock Location | HUDR-T180 Knob Top | HUDR-B180 Knob Bottom | HUDR-L180 Knob Left | HUDR-R180 Knob Right | HUDR-T090 Knob Top | HUDR-B090 Knob Bottom | HUDR-L090 Knob Left | HUDR-R090 Knob Right |
|---|-------------------------------|-----------------------|-----------------------------|------------------------|-------------------------|-----------------------|-----------------------------|------------------------|-------------------------|
| A Series | | | | | | | | | |
| Credenza w/Drawers & Doors | Drawer Front | • | | • | • | | | | |
| Active Components | | | | | | | | | |
| Security Drawer | Drawer Front | | | | • | | | | • |
| Suspended Pedestal - Open w/Box Drawer | Drawer Front | | | | • | | | | • |
| Suspended Pedestal - Box/File Drawers | Drawer Front | • | | | • | • | | | • |
| Suspended Ender - Open w/Box Drawer | Drawer Front | | | | • | | | | • |
| Suspended Ender - Box/File Drawer | Drawer Front | • | | | • | • | | | • |
| Adaptable Overhead Storage Unit | | | | | | | | | |
| Flipper & Single Slider | | | • | • | • | | | | |
| Hinge | | | • | • | | | | | |
| Beside | | | | | | | | | |
| Credenza w/Drawers & Doors | Drawer Front | • | | • | • | | | | |
| Beside Overhead Storage Unit | | | | | | | | | |
| Hinged Door, Left-Hand | Top Right | | | | | | • | | • |
| Hinged Door, Right-Hand | Top Left | | | | | | • | • | |
| Sliding Door, Left-Hand | Top Left | | | | | | • | | • |
| Sliding Door, Right-Hand | Top Right | | | | | | • | • | |
| Beside Pantry | | | | | | | | | |
| Pantry Door, Left Side | Top Right | • | | | | | | • | |
| Pantry Door, Right Side | Top Left | • | | | | | | | • |
| Compose Storage Lower Storage-Mobile Pedestals | | | | | | | | | |
| 1.5H (Box/File) | Top Right | • | | | 6, 7, 8, F | | | | |
| 2H (Box/Box/File & File/File) | Top Right | • | | | 6, 7, 8, F | | | | |
| Compose Pedestal | | | | | | | | | |
| 1H (Box/Box) | Top Right | • | | | 6, 7, 8, F | | | | |
| 1.5H (Box/File) | Top Right | • | | | 6, 7, 8, F | | | | |
| 2H (Box/Box/File & File/File) | Top Right | • | | | 6, 7, 8, F | | | | |
| Compose Lateral Files | | | | | | | | | |
| 1H | Top Right | | | | | • | | | • |
| 1.5H | Top Right | • | | | • | | | | |
| 2H | Top Right | • | | | • | | | | |
| 3H | Top Right | • | | | • | | | | |
| Compose Open Shelf Lateral Files | | | | | | | | | |
| 1.5H | Top Right | | | | | • | | | • |
| 2H | Top Right | | | | | • | | | • |
| Compose Combination Units | | | | | | | | | |
| 2H Left-Hand | Top Right | • | | | 6, 7, 8, F | | | | |
| 2H Right-Hand | Top Right | • | | | 6, 7, 8, F | | | | |
| Compose Storage Units w/Doors | | | | | | | | | |
| 1H | Top Left Corner of Right Door | • | | • | | | | | |
| 2H | Top Left Corner of Right Door | • | | • | | | | | |
| 3H | Top Left Corner of Right Door | • | | • | | | | | |
| Compose Personal Storage Tower w/Side Bookcase | | | | | | | | | |
| Right-Hand | Top Right of BBF | • | | | 6, 7, 8, F | | | | |
| Left-Hand | Top Right of BBF | • | | | 6, 7, 8, F | | | | |

| Compose Pull Options | |
|----------------------|----------|
| 6 | Patterns |
| 7 | Crescent |
| 8 | Linear |

| Compose Pull Options | |
|----------------------|------------------|
| 9 | Classic |
| F | Wood Finger Pull |
| K | Aluminum J-Pull |

Lock Programs

Digital Lock Applications

| | Lock Location | HUDR-T180 Knob Top | HUDR-B180 Knob Bottom | HUDR-L180 Knob Left | HUDR-R180 Knob Right | HUDR-T090 Knob Top | HUDR-B090 Knob Bottom | HUDR-L090 Knob Left | HUDR-R090 Knob Right |
|---|--|-----------------------|-----------------------------|------------------------|-------------------------|-----------------------|-----------------------------|------------------------|-------------------------|
| Compose Personal Storage Tower w/Wardrobe — One Unit | | | | | | | | | |
| Right-Hand Wardrobe - Wardrobe Door | Left Edge of Door | • | • | • | | | | | |
| Right-Hand Wardrobe - Storage Door | Bottom Right Corner of Door | | • | | • | | | | |
| Right-Hand Wardrobe - BBF | Top Right of BBF | • | | | 6, 7, 8, F | | | | |
| Left-Hand Wardrobe - Wardrobe Door | Right Edge of Door | • | • | | • | | | | |
| Left-Hand Wardrobe - Storage Door | Bottom Left Corner of Door | | • | • | | | | | |
| Left-Hand Wardrobe - BBF | Top Right of BBF | • | | | 6, 7, 8, F | | | | |
| Compose Wardrobes | | | | | | | | | |
| Wardrobe - Right | | • | • | • | | | | | |
| Wardrobe - Left | | • | • | | • | | | | |
| Compose Full Height Doors Stack-on Storage | | | | | | | | | |
| 1H Base Unit | Lower Left Corner of Right Door | | • | • | | | | | |
| 2H Base Unit | Lower Left Corner of Right Door | | • | • | | | | | |
| Compose Partial Height Doors Stack-On Storage | | | | | | | | | |
| 1H Base Unit | Lower Left Corner of Right Door | | • | • | | | | | |
| 2H Base Unit | Lower Left Corner of Right Door | | • | • | | | | | |
| Masters Lower Storage Pedestals & Attached Lateral Files | | | | | | | | | |
| Attached Pedestal (Box/Box/File & File/File) | Upper Right Drawer Front | * | | | * | | | | |
| Mobile Pedestal (Box/File) | Upper Right Drawer Front | * | | | * | | | | |
| Attached Lateral File (1H, 1.5H & 2H) | Upper Right Drawer Front | * | | | * | | | | |
| Masters Freestanding Lateral Files (3H, 4H, 5H & 6H) | | | | | | | | | |
| Freestanding Lateral File (Drawer 3H, 4H, 5H & 6H) | Upper Right Drawer Front (2nd Drawer from Bottom) | * | | | * | | | | |
| Freestanding Lateral File (Upper Doors 5H & 6H only) | Lower Left of RH Door Front | | * | * | | | | | |
| Masters Lower 2-door Storage | | | | | | | | | |
| 2H Lower Storage | Upper Left of RH Door Front | * | | * | | | | | |
| 3H Lower Storage | Middle Left of RH Door Front | * | * | * | | | | | |
| Masters Combination Units | | | | | | | | | |
| Doors | Lower Left of RH Door Front | | * | * | | | | | |
| Drawers | Upper Right of Top Drawer Front | * | | | * | | | | |
| Masters Wardrobe with Open Storage | | | | | | | | | |
| Door on LH Side (LH Unit) | Lower Mid RH of Door Front | * | * | | * | | | | |
| Door on RH Side (RH Unit) | Lower Mid LH of Door Front | * | * | * | | | | | |
| Masters Wardrobe with Closed Storage | | | | | | | | | |
| 2-Door Unit | Lower Mid of RH Door Front | * | * | * | | | | | |
| Masters Personal Storage Tower with F/F/F & V | | | | | | | | | |
| Valet Door on LH Side | Lower Mid RH of Door Front | * | * | | * | | | | |
| Storage Door on RH Side | Lower LH of Door Front | | * | * | | | | | |
| Valet Door on RH Side | Middle Left of Door Front | * | * | * | | | | | |
| Storage Door on LH Side | Lower RH of Door Front | | * | | * | | | | |
| Ped Drawer (The Same Regardless of LH or RH Unit) | Upper Right of Middle Drawer | * | | | * | | | | |

| Compose Pull Options | |
|----------------------|----------|
| 6 | Patterns |
| 7 | Crescent |
| 8 | Linear |

| Compose Pull Options | |
|----------------------|------------------|
| 9 | Classic |
| F | Wood Finger Pull |
| K | Aluminum J-Pull |

Lock Programs

Digital Lock Applications

| | Lock Location | HUDR-T180 Knob Top | HUDR-B180 Knob Bottom | HUDR-L180 Knob Left | HUDR-R180 Knob Right | HUDR-T090 Knob Top | HUDR-B090 Knob Bottom | HUDR-L090 Knob Left | HUDR-R090 Knob Right |
|--|---|-----------------------|-----------------------------|------------------------|-------------------------|-----------------------|-----------------------------|------------------------|-------------------------|
| Masters Personal Storage Tower with F/F & Valet | | | | | | | | | |
| Valet Door on LH Side | Middle Right of Door Front | * | * | | * | | | | |
| Storage Door on RH Side | Lower LH of Door Front | | * | * | | | | | |
| Valet Door on RH Side | Middle Left of Door Front | * | * | * | | | | | |
| Storage Door on LH Side | Lower RH of Door Front | | * | | * | | | | |
| Ped Drawer (The Same Regardless of LH or RH Unit) | Upper Right of Top Drawer | * | | | * | | | | |
| Masters Storage Tower | | | | | | | | | |
| Storage Door on RH Unit | Lower LH of Door Front | | * | * | | | | | |
| Storage Door on LH Unit | Lower RH of Door Front | | * | | * | | | | |
| Ped Drawer (The Same Regardless of LH or RH Unit) | Upper Right of Top Drawer | * | | | * | | | | |
| Masters Freestanding Wardrobe Tower | | | | | | | | | |
| Door on RH Unit | Lower Mid LH of Door Front | * | * | * | | | | | |
| Door on LH Unit | Lower Mid RH of Door Front | * | * | | * | | | | |
| Masters Credenza Units | | | | | | | | | |
| Pedestals or Lateral Files | Upper Right of Top Drawer | * | | | * | | | | |
| Closed Storage Units | Upper Left of RH Door Front | * | | * | | | | | |
| Masters Upper Storage | | | | | | | | | |
| Vertical Storage Units | Lower Left of RH Door Front | | * | * | | | | | |
| Overhead Storage Units | Lower Left of RH Door Front | | * | * | | | | | |
| X Series and V Series | | | | | | | | | |
| Attached, Suspended, Mobile Pedestals | Lockbar, Right-Hand | | | | • | | | | |
| | Lockbar, Left-Hand (individually locking only) | | | • | | | | | |
| Personal Storage Tower (2H and 3H only) | Top of Tower | | | • | • | | | | |
| Personal Storage Tower Pedestal Section | Lockbar, Right-Hand | | | | • | | | | |
| | Lockbar, Left-Hand (individually locking only) | | | • | | | | | |
| Personal Storage Tower Valet Section | Valet Door, Right-Hand | • | • | • | | | | | |
| | Valet Door, Left-Hand | • | • | | • | | | | |
| Personal Storage Tower Storage Unit Section | Storage Door, Left-Hand | • | • | | • | | | | |
| | Storage Door, Right-Hand | • | • | • | | | | | |
| Locker, Group Locker, Cubby Locker | Left-Hand Door | • | • | | • | | | | |
| | Right-Hand Door | • | • | • | | | | | |
| Lateral File | Top of File | | | • | • | | | | |
| | Drawer Front | • | | • | • | | | | |
| Combination Unit Drawer Section | Top of Unit | | | • | • | | | | |
| Combination Unit Storage Unit Section | Storage Door, Left-Hand | • | • | | • | | | | |
| | Storage Door, Right-Hand | • | • | • | | | | | |
| Combination Unit Valet Section | Valet Door, Left-Hand | • | • | | • | | | | |
| | Valet Door, Right-Hand | • | • | • | | | | | |
| Storage Cabinet and Wardrobe | Top of Cabinet | | | • | • | | | | |
| | Right-Hand Door | • | • | • | | | | | |

Lock Programs

Service Parts

Service Parts

Service parts for the SL, ML and MLP are available through www.EasyKeys.com; Haworth will not be supplying these products directly.

To order products, dealers must set up an account with Easy Keys.

Easy Key is offering discounts to Haworth dealers. To set-up an account, use the link provided on The Voice - search Easy Keys.

After the account is set up, dealers can order product at the negotiated rate. For future orders, dealers can go directly to www.EasyKeys.com and log in. In order to receive the discounted pricing, dealers must log in with the username and password that was created while setting up the account.

Finish/Color Legend

Trim Grade A

Smooth

| | |
|--------|----------------|
| TR-R | Beige |
| TR-AK | Chalk |
| TR-K | Charcoal |
| TR-C1 | Cocoa |
| TR-J | Graphite |
| TR-G | Gray Tone |
| TR-AA | Putty |
| TR-E | Smoke |
| TR-PLS | Smooth Plaster |
| TR-FM | Snow |

Textured

| | |
|-------|---------|
| TR-TY | Cement |
| TR-TG | Grout |
| TR-TF | Pitch |
| TR-TW | Plaster |

Translucents

| | |
|-------|--------|
| TR-LQ | Frost |
| TR-LX | Ice |
| TR-LY | Moon |
| TR-LU | Shadow |

Grade B

Smooth

| | |
|--------|---------------|
| TR-1C | Accent Blue |
| TR-1D | Accent Green |
| TR-1E | Accent Orange |
| TR-1F | Accent Red |
| TR-1G | Blue Jay |
| TR-1L | Brindle |
| TR-1R | Brownstone |
| TR-CTS | Chartreuse |
| TR-1N | Night |
| TR-1Q | Park |
| TR-RR | Rusty Red |
| TR-1M | Sable |
| TR-1P | Seville |
| TR-1J | Sky Blue |
| TR-1H | Terra |
| TR-1K | Wren |

Smooth Metallic

| | |
|-------|-------------------------|
| TR-DM | Dark Bronze Metallic |
| TR-MC | Metallic Champagne |
| TR-LE | Metallic Silver |

Textured Metallic

| | |
|-------|----------|
| TR-AL | Alloy |
| TR-AR | Argent |
| TR-HE | Hellenic |

Laminate Grade A

Solid Color

| | |
|------|-----------|
| H-34 | Beige |
| H-AK | Chalk |
| H-8J | Charcoal |
| H-3J | Graphite |
| H-62 | Gray Tone |
| H-WL | Linen |
| H-3P | Platinum |
| H-AA | Putty |
| H-3E | Smoke |

Patterned

| | |
|------|---------------|
| H-P1 | Linen Casual |
| H-P2 | Linen Classic |
| H-P3 | Linen Crisp |
| H-P4 | Linen Flax |

Wood Grain

| | |
|------|---------------|
| H-AM | Amber Cherry |
| H-AE | Maple |
| H-AD | Medium Cherry |

Grade B

Premium Wood Grain

| | |
|------|---------------------|
| H-KA | Brazilwood |
| H-KG | Columbian Walnut |
| H-KP | Field Elm |
| H-KN | Grey Elm |
| H-KM | Landmark Wood |
| H-KL | Neo Walnut |
| H-KC | New Age Oak |
| H-KR | Phantom Ecru |
| H-KS | Phantom Pearl |
| H-KD | River Cherry |
| H-KE | Sanara |
| H-KF | Williamsburg Cherry |

Edgeband

Solid Color

| | |
|-------|-----------|
| HP-34 | Beige |
| HP-AK | Chalk |
| HP-8J | Charcoal |
| HP-3J | Graphite |
| HP-62 | Gray Tone |
| HP-WL | Linen |
| HP-3P | Platinum |
| HP-AA | Putty |
| HP-3E | Smoke |

Patterned Edgeband

| | |
|-------|---------------|
| HP-P1 | Linen Casual |
| HP-P2 | Linen Classic |
| HP-P3 | Linen Crisp |
| HP-P4 | Linen Flax |

Wood Grain

| | |
|-------|------------------------|
| HP-AM | Amber Cherry |
| HP-KA | Brazilwood |
| HP-KG | Columbian Walnut |
| HP-KP | Field Elm |
| HP-KN | Grey Elm |
| HP-KM | Landmark Wood |
| HP-AE | Maple |
| HP-AD | Medium Cherry |
| HP-KL | Neo Walnut |
| HP-KC | New Age Oak |
| HP-KR | Phantom Ecru |
| HP-KS | Phantom Pearl |
| HP-KD | River Cherry |
| HP-KE | Sanara |
| HP-KF | Williamsburg Cherry |

Planked Wood

| | |
|--------|-----------|
| VH-W35 | Walnut |
| VB-W35 | White Oak |

Painted MDF

| | |
|-------|-----------|
| PW-R | Beige |
| PW-F | Black |
| PW-AK | Chalk |
| PW-G | Gray Tone |
| PW-PL | Polar |
| PW-RR | Rusty Red |
| PW-1J | Sky Blue |
| PW-SP | Sparrow |
| PW-SY | Stormy |
| PW-ST | Straw |
| PW-1H | Terra |
| PW-VA | Vapor |

ALERT: These materials are current, however they are being considered for future obsolescence due to low volume.

Laminate:

| | |
|------|-------------|
| H-EK | Owl Nest |
| H-EC | Quail Nest |
| H-EA | Robin Nest |
| H-DE | Wheat Grain |

Forest Stewardship Council (FSC) Statement:

In our continuing support of sustainable forestry and responsible purchasing, Haworth North America is offering FSC certified wood products at no up-charge. By providing FSC certified material, Haworth is supporting our client's green building goals and demonstrating our collective commitment to source materials more sustainably.

Haworth will provide to you the necessary FSC-certified paperwork with your shipment. For more information, FAQs, and a complete FSC product list (including product exceptions), go to the Library and search FSC.

Index

Products are listed alphabetically in this index by alpha-numeric prefix/suffix codes.

| Product Code | Product Description | Page |
|---------------------|---|-------------|
| 169BK | Ergotron Keyboard Tray – Keyboard Tray with Mouse Pad | 100 |
| 24-205-214 | Ergotron Neo-Flex Laptop Cart – Ergotron Neo-Flex Laptop Cart | 133 |
| 24-220-055 | Ergotron Teachwell® Mobile Digital Workspace – Ergotron Teachwell® Mobile Digital Workspace | 134 |
| 24-312-026 | Ergotron WorkFit-A — Dual Attached Sit-Stand Workstation | 118 |
| 24-316-026 | Ergotron WorkFit-A — Dual Attached Sit-Stand Workstation | 118 |
| 24-317-026 | Ergotron WorkFit-A — Single Attached Sit-Stand Workstation | 117 |
| 24-390-026 | Ergotron WorkFit-A — Single Attached Sit-Stand Workstation | 117 |
| 24-391-026 | Ergotron WorkFit-A — Single Attached Sit-Stand Workstation | 117 |
| 24-392-026 | Ergotron WorkFit-A — Dual Attached Sit-Stand Workstation | 118 |
| 24-481-003 | Ergotron LearnFit – LearnFit Desk | 135 |
| 24-547-003 | Ergotron LearnFit – LearnFit Desk | 135 |
| 33-341-200 | Ergotron WorkFit-S — Dual Attached Sit-Stand Workstation | 120 |
| 33-342-200 | Ergotron WorkFit-S — Single Attached Sit-Stand Workstation | 119 |
| 33-349-200 | Ergotron WorkFit-S — Dual Attached Sit-Stand Workstation | 120 |
| 33-349-211 | Ergotron WorkFit-S — Dual Attached Sit-Stand Workstation | 120 |
| 33-350-200 | Ergotron WorkFit-S — Single Attached Sit-Stand Workstation | 119 |
| 33-350-211 | Ergotron WorkFit-S — Single Attached Sit-Stand Workstation | 119 |
| 33-351-200 | Ergotron WorkFit-S — Single Attached Sit-Stand Workstation | 119 |
| 33-351-211 | Ergotron WorkFit-S — Single Attached Sit-Stand Workstation | 119 |
| 33-397-062 | Ergotron WorkFit-T — Desktop Sit-Stand Workstation | 123 |
| 33-397-085 | Ergotron WorkFit-T — Desktop Sit-Stand Workstation | 123 |
| 33-406-062 | Ergotron WorkFit-TL — Desktop Sit-Stand Workstation | 124 |
| 33-406-085 | Ergotron WorkFit-TL — Desktop Sit-Stand Workstation | 124 |
| 33-407-062 | Ergotron WorkFit-SR — Dual Attached Sit-Stand Workstation | 122 |
| 33-407-085 | Ergotron WorkFit-SR — Dual Attached Sit-Stand Workstation | 122 |
| 33-415-062 | Ergotron WorkFit-SR — Single Attached Sit-Stand Workstation | 121 |
| 33-415-085 | Ergotron WorkFit-SR — Single Attached Sit-Stand Workstation | 121 |
| 33-418-085 | Ergotron WorkFit-TL — Desktop Sit-Stand Workstation | 124 |
| 45-174-300 | Ergotron Monitor Arms – Neo-Flex | 113 |
| 45-214-026 | Ergotron Monitor Arms – Single Arm | 111 |
| 45-235-194 | Ergotron Monitor Arms – Neo-Flex Extend | 113 |
| 45-241-026 | Ergotron Monitor Arms – Single Arm | 104 |
| 45-241-224 | Ergotron Monitor Arms – Single Arm | 104 |
| 45-245-026 | Ergotron Monitor Arms – Dual Arm | 104 |
| 45-245-224 | Ergotron Monitor Arms – Dual Arm | 104 |
| 45-248-026 | Ergotron Monitor Arms – Dual Arm | 104 |
| 45-289-026 | Ergotron Monitor Arm Accessories – LX Extension | 109 |
| 45-295-026 | Ergotron Monitor Arms – Single Arm | 104 |
| 45-306-101 | Ergotron Monitor Arm Accessories – Under Mount C-Clamp for LX Desk Mount Single, LX Dual Direct, and MXV Monitor Arms | 114 |
| 45-306-101 | Ergotron Monitor Arms – Neo-Flex Tablet | 113 |
| 45-360-026 | Ergotron Monitor Arm – Single Arm | 106 |
| 45-362-026 | Ergotron Monitor Arm Accessories – LX Sit-to-Stand Extension | 109 |
| 45-384-026 | Ergotron Monitor Arm – Single Arm | 106 |
| 45-405-026 | Ergotron WorkFit LX - Sit-Stand Desk Mount System | 125 |
| 45-436-026 | Ergotron Monitor Arms – MX Mini Desk Mount | 111 |
| 45-475 | Ergotron Monitor Arms – Single Arm | 102 |
| 45-476 | Ergotron Monitor Arms – Dual Arm | 102 |
| 45-478 | Ergotron Monitor Arms – Single Arm | 102 |
| 45-479 | Ergotron Monitor Arms – Dual Arm | 102 |
| 45-486 | Ergotron Monitor Arm – Single Arm | 110 |
| 45-489 | Ergotron Monitor Arm – Dual Direct Arm | 107 |

Index

| Product Code | Product Description | Page |
|---------------------|--|-------------|
| 45-490-216 | Ergotron Monitor Arms – Single Arm | 104 |
| 45-491-216 | Ergotron Monitor Arms – Dual Arm | 104 |
| 45-492-216 | Ergotron Monitor Arms – Dual Arm | 104 |
| 45-492-224 | Ergotron Monitor Arms – Dual Arm | 104 |
| 45-496 | Ergotron Monitor Arm – Dual Arm | 110 |
| 45-509-216 | Ergotron Monitor Arm – LX Dual Stacking Arm - Tall Pole Monitor Arm | 105 |
| 45-537-216 | Ergotron Monitor Arms – Single Arm | 104 |
| 45-549-026 | Ergotron Monitor Arm – LX Dual Stacking Arm - Tall Pole Monitor Arm | 105 |
| 4TJC-72 | Wire Management – J-Channel | 174 |
| 60-589-060 | Ergotron Monitor Arm Accessories – Monitor Quick Release LCD Bracket | 112 |
| 7031-7001 | Information Display – Planes Markerboard Accessories – Markerboard Accessories | 144 |
| 7031-7002 | Information Display – Planes Markerboard Accessories – Markerboard Accessories | 144 |
| 7062-8001 | Information Display – Planes Markerboard Accessories – Markerboard Accessories | 144 |
| 80-063 | Ergotron CPU Holder – Small CPU Holder | 101 |
| 80-105-064 | Ergotron CPU Holder – Cable CPU Holder | 101 |
| 97-468 | Ergotron CPU Holder – Universal CPU Holder | 101 |
| 97-558-200 | Ergotron WorkFit — Accessories – Tablet/Document Holder | 127 |
| 97-581-019 | Ergotron WorkFit — Accessories – Worksurface | 127 |
| 97-582-009 | Ergotron Keyboard Tray – Neo-Flex Keyboard Tray | 100 |
| 97-605 | Ergotron WorkFit — Accessories – Conversion Kit Single HD to LCD & Laptop | 126 |
| 97-606 | Ergotron WorkFit — Accessories – Conversion Kit Single HD to Dual | 126 |
| 97-615 | Ergotron WorkFit — Accessories – Tall-User Kit for WorkFit Dual | 128 |
| 97-616 | Ergotron WorkFit — Accessories – Conversion Kit: LCD & Laptop to Dual | 128 |
| 97-617 | Ergotron WorkFit — Accessories – Conversion Kit: Dual to LCD & Laptop | 128 |
| 97-620-060 | Ergotron WorkFit — Anti-Fatigue Floor Mat – Ergotron WorkFit — Anti-Fatigue Floor Mat | 132 |
| 97-649-085 | Ergotron WorkFit — Accessories – Grommet Mount | 127 |
| 97-653 | Ergotron WorkFit — Accessories – Large Keyboard Tray | 127 |
| 97-692 | Ergotron WorkFit — Accessories – Grommet Mount | 126 |
| 97-774-003 | Ergotron Monitor Arm Accessories – LX One-Stop Rotational Control Kit | 108 |
| 97-783 | Ergotron Monitor Arm – Dual Monitor and Handle Kit | 112 |
| 97-844 | Ergotron Monitor Arm Accessories – LX Pole Collar | 109 |
| 97-845 | Ergotron Monitor Arm Accessories – Tall-User Kit for Single Display | 131 |
| 97-897 | Ergotron WorkFit — Accessories – Deep Keyboard Tray | 129 |
| 97-898 | Ergotron WorkFit — Accessories – Corner Keyboard Tray | 129 |
| 97-926-064 | Ergotron LearnFit – Storage Bin | 135 |
| 97-933-062 | Ergotron WorkFit — Accessories – WorkFit LCD & Laptop Kit | 130 |
| 97-933-085 | Ergotron WorkFit — Accessories – WorkFit LCD & Laptop Kit | 130 |
| 97-934-062 | Ergotron WorkFit — Accessories – WorkFit Dual Monitor Kit | 130 |
| 97-934-085 | Ergotron WorkFit — Accessories – WorkFit Dual Monitor Kit | 130 |
| 97-935-062 | Ergotron WorkFit — Accessories – WorkFit Single LCD Monitor Kit | 130 |
| 97-935-085 | Ergotron WorkFit — Accessories – WorkFit Single LCD Monitor Kit | 130 |
| 97-940-026 | Ergotron Monitor Arm Accessories – LX Arm, Extension and Collar Kit | 109 |
| 98-009-026 | Ergotron Monitor Arms – HX Triple Monitor Bow Kit | 103 |
| 98-009-216 | Ergotron Monitor Arms – HX Triple Monitor Bow Kit | 103 |
| 98-017 | Ergotron Monitor Arm Accessories – Grommet Mount for LX Arm on WorkFit-T/TL | 115 |
| 98-034 | Ergotron Monitor Arm Accessories – Grommet Mount for LX Single and Dual Direct Arms | 115 |
| 98-035 | Ergotron Monitor Arm Accessories – Grommet Mount for LX Dual Arm | 115 |
| 98-037-062 | Ergotron Monitor Arm – Dual Direct Handle Kit | 107 |
| 98-060-003 | Ergotron Monitor Arm Accessories – LX Two-Stop Rotational Control Kit | 108 |
| 98-081 | Ergotron Monitor Arm Accessories – Under Mount C-Clamp for use with HX Arms | 114 |
| 98-082 | Ergotron Monitor Arm Accessories – Under Mount C-Clamp for LX Dual Side-by-Side, LX Dual Stacking, LX Desk Mount Tall Pole | 114 |
| 98-083 | Ergotron Monitor Arm Accessories – Under Mount C-Clamp for LX Desk Mount Single, LX Dual Direct, and MXV Monitor Arms | 114 |
| 98-084 | Ergotron Monitor Arm Accessories – Under Mount C-Clamp for MX Mini Desk Mount Arms | 114 |

Index

| <u>Product Code</u> | <u>Product Description</u> | <u>Page</u> |
|---------------------|--|-------------|
| 98-101-009 | Ergotron Monitor Arm Accessories – Dual Monitor Double- Hinged Bow | 131 |
| 98-110 | Ergotron Monitor Arm Accessories – Grommet Mount for MXV Single Monitor Arm | 115 |
| 98-111 | Ergotron Monitor Arm Accessories – Grommet Mount for MXV Dual Monitor Arm | 115 |
| 98-121 | Ergotron Monitor Arm Accessories – Top Mount C-Clamp for LX Single, LX Dual Direct, and MXV Single Monitor Arms | 116 |
| 98-122 | Ergotron Monitor Arm Accessories – Top Mount C-Clamp for HX Arms | 116 |
| 98-125 | Ergotron Monitor Arm Accessories – Top Mount C-Clamp for LX Dual Side-by-Side and Stacking, LX Desk Mount Tall Pole, and MXV Dual Monitor Arms | 116 |
| 98-126 | Ergotron Monitor Arm Accessories – Top Mount C-Clamp for MX Mini Arms | 116 |
| 98-130-216 | Ergotron Monitor Arm Accessories – LX Arm, Extension and Collar Kit | 109 |
| 98-236-009 | Ergotron Monitor Arm Accessories – Under Mount C-Clamp for LX Dual Side-by-Side, LX Dual Stacking, LX Desk Mount Tall Pole | 114 |
| 98-237-009 | Ergotron Monitor Arm Accessories – Top Mount C-Clamp for LX Single, LX Dual Direct, and MXV Single Monitor Arms | 116 |
| 98-238-009 | Ergotron Monitor Arm Accessories – Top Mount C-Clamp for LX Dual Side-by-Side and Stacking, LX Desk Mount Tall Pole, and MXV Dual Monitor Arms | 116 |
| CH-8 | Workstation Accessories – UniGroup All-Purpose Hook | 205 |
| CK-3 | Lock Programs | 213 |
| DBKP-S | Work Tools – File Master Kit | 201 |
| DBKS-S | Work Tools – Mini Master Kit | 201 |
| DBKT-S | Work Tools – Task Master Kit | 201 |
| DM12-1006-1 | Ergotron Zip 12 Charging – Ergotron Zip 12 Charging | 136 |
| DMSP | Work Tools – Mini Shelf | 198 |
| DPKP-S | Work Tools – File Master Kit | 201 |
| DPKS-S | Work Tools – Mini Master Kit | 201 |
| DPKT-S | Work Tools – Task Master Kit | 201 |
| DPKY-1 | Work Tools – Pile Master Kit | 200 |
| DS-3 | Workstation Accessories – Shallow Drawer | 203 |
| DTAR-3 | Work Tools – Personal Shelf Bracket | 199 |
| DTBS-3 | Work Tools – Phone Shelf Bracket | 199 |
| DTES-3 | Work Tools – Personal Shelf | 199 |
| DTGK-3 | Work Tools – Gooseneck Kit | 198 |
| DTHT-1 | Work Tools – Tote Strap | 198 |
| DTLS-2 | Work Tools – Letter Tray Stacking Kit | 200 |
| DTLT-2 | Work Tools – Letter Tray | 200 |
| DTPR-3 | Work Tools – Paper Sorter | 197 |
| DTPT-3 | Work Tools – Phone Shelf | 199 |
| DTRB | Work Tools – Waste Bin | 200 |
| DTSB-1 | Work Tools – Letter Tray Stacking Bracket | 200 |
| DTSB-3 | Work Tools – Binder Bin | 197 |
| DTTE-3 | Work Tools – Tote | 198 |
| DTTH-3 | Work Tools – Tote | 198 |
| DTTS-12 | Work Tools – Tack Strip | 197 |
| DTTS-24 | Work Tools – Tack Strip | 197 |
| DTWC-2 | Work Tools – Tool Cup | 197 |
| E2CH-8 | Workstation Accessories – UniGroup Too All Purpose Hook | 205 |
| EAAW-0000-H | Wire Management – Cable Chain | 173 |
| EUAM-0000 | Wire Management – Conduit Clamp | 174 |
| EUAW-0000-NHS | Wire Management – Cord Manager — Mesh | 173 |
| EUAW-3100-NV | Wire Management – Vertical Cable Chain | 173 |
| EUAW-4000-V | Wire Management – Compose Connections Cable Chain | 173 |
| EUAW-NH | Wire Management – Wire Manager — Horizontal | 175 |
| EUB1-HLOB-2100 | Electrical Components – Flush Mounted Power — Hardwire | 37 |
| EUB1-HLOB-2110 | Electrical Components – Flush Mounted Power — Hardwire | 37 |
| EUB1-HLOB-2112 | Electrical Components – Flush Mounted Power — Hardwire | 37 |
| EUB1-PL0B-2100 | Electrical Components – Flush Mounted Power — Corded | 33 |

Index

| Product Code | Product Description | Page |
|---------------------|--|-------------|
| EUB1-PL0B-2110 | Electrical Components – Flush Mounted Power — Corded | 33 |
| EUB1-PL0B-2112 | Electrical Components – Flush Mounted Power — Corded | 33 |
| EUB1-PL0B-4000 | Electrical Components – Flush Mounted Power — Corded | 33 |
| EUB1-SF0B-2100 | Electrical Components – Flush Mounted Power — Spiral Cord for Height Adjustable | 41 |
| EUB1-SF0B-2110 | Electrical Components – Flush Mounted Power — Spiral Cord for Height Adjustable | 41 |
| EUB1-SF0B-2112 | Electrical Components – Flush Mounted Power — Spiral Cord for Height Adjustable | 41 |
| EUB1-SF0B-4000 | Electrical Components – Flush Mounted Power — Spiral Cord for Height Adjustable | 41 |
| EUB1-SL0B-2100 | Electrical Components – Flush Mounted Power — Cord for Height Adjustable | 44 |
| EUB1-SL0B-2110 | Electrical Components – Flush Mounted Power — Cord for Height Adjustable | 44 |
| EUB1-SL0B-2112 | Electrical Components – Flush Mounted Power — Cord for Height Adjustable | 44 |
| EUB1-SL0B-4000 | Electrical Components – Flush Mounted Power — Cord for Height Adjustable | 44 |
| EUD1-HF0B-2010 | Electrical Components – Hardwire | 58 |
| EUD1-HF0B-2110 | Electrical Components – Hardwire | 58 |
| EUD1-HF0B-2112 | Electrical Components – Hardwire | 58 |
| EUD1-PF0B-2010 | Electrical Components – Corded | 52 |
| EUD1-PF0B-2110 | Electrical Components – Corded | 52 |
| EUD1-PF0B-2112 | Electrical Components – Corded | 52 |
| EUD1-PF0B-4000 | Electrical Components – Corded | 52 |
| EUD1-SF0B-2110 | Electrical Components – Enhanced Power Module — Spiral Corded — Height Adjustable | 63 |
| EUD1-SF0B-4000 | Electrical Components – Enhanced Power Module — Spiral Corded — Height Adjustable | 63 |
| EUD1-SL0B-2110 | Electrical Components – Enhanced Power Module — Cord for Height Adjustable | 64 |
| EUD1-SL0B-4000 | Electrical Components – Enhanced Power Module — Cord for Height Adjustable | 64 |
| EUDB-0000-A | Electrical Components – For use with Suite Technology Access Blotter and Utility Cabinet | 70 |
| EUDB-0000-B | Electrical Components – For use with Suite Lower Storage – Mounts to the Inner Back of the Cabinet | 69 |
| EUDB-0000-C | Electrical Components – For use with Suite Lower Storage – Mounts to Storage Top | 69 |
| EUDB-0000-H | Electrical Components – Above Worksurface – Adjustable | 65 |
| EUDB-0000-N | Electrical Components – Above Worksurface – Adjustable | 65 |
| EUDB-0000-SB | Electrical Components – For Use with Side Car — Basic | 67 |
| EUDB-0000-SD | Electrical Components – For Use with Side Car — Deluxe | 67 |
| EUDB-0000-T | Electrical Components – Above Worksurface – Adjustable with Tackboard Offset | 66 |
| EUDB-0000-U | Electrical Components – Under Worksurface – Fixed | 66 |
| EUDB-0000-W | Electrical Components – Above Worksurface – Fixed | 66 |
| EUDB-J | Electrical Components – For Use with X Series | 68 |
| EUDX-3000-B | Electrical Components – Cables | 99 |
| EUDX-H000-B | Electrical Components – Cables | 99 |
| EUDX-U000-B | Electrical Components – Retrofit USB Charging Cable | 99 |
| EUDX-V000-B | Electrical Components – Cables | 99 |
| EUE1-000B | Electrical Components – Flip Top Unit — Non-Powered | 72 |
| EUE1-1111W | Electrical Components – Power and Data | 71 |
| EUE1-1331W | Electrical Components – Power and Data | 71 |
| EUE1-1B01W | Electrical Components – Power and Data | 71 |
| EUE1-C331W | Electrical Components – Power and Data | 71 |
| EUE1-HF0B-1212 | Electrical Components – Power, Data and USB | 86 |
| EUE1-HF0B-2110 | Electrical Components – Power, Data and USB | 86 |
| EUE1-PF0B-1212 | Electrical Components – Power, Data and USB | 74 |
| EUE1-PF0B-2110 | Electrical Components – Power, Data and USB | 74 |
| EUE1-PF0B-4000 | Electrical Components – Power, Data and USB | 74 |
| EUE2-000B | Electrical Components – Flip Top Unit — Non-Powered | 72 |
| EUE2-1331W | Electrical Components – Power and Data | 71 |
| EUE2-C331W | Electrical Components – Power and Data | 71 |
| EUE2-HF0B-1212 | Electrical Components – Power, Data and USB | 92 |
| EUE2-HF0B-2110 | Electrical Components – Power, Data and USB | 92 |
| EUE2-PF0B-1212 | Electrical Components – Power, Data and USB | 80 |

Index

| Product Code | Product Description | Page |
|---------------------|---|-------------|
| EUE2-PF0B-2110 | Electrical Components – Power, Data and USB | .80 |
| EUE2-PF0B-4000 | Electrical Components – Power, Data and USB | .80 |
| EUET-0000-1M3N | Electrical Components – Power Tap — Corded Horizontal and Vertical | .49 |
| EUET-0030-2M3N | Electrical Components – Power Tap — Horizontal | .47 |
| EUET-0030-2M3N | Electrical Components – Power Tap — Vertical | .48 |
| EUET-0030-3M3N | Electrical Components – Power Tap — Horizontal | .47 |
| EUET-0030-3M3N | Electrical Components – Power Tap — Vertical | .48 |
| EUET-0030-4M3N | Electrical Components – Power Tap — Horizontal | .47 |
| EUET-0030-4M3N | Electrical Components – Power Tap — Vertical | .48 |
| EUET-0030-CM3N | Electrical Components – Power Tap — Hardwire | .49 |
| EUF1 | Electrical Components – Classic Power Module | .27 |
| EUFB-0000-AB | Electrical Components – Classic Power Module Bracket - Angled | .28 |
| EUFB-0000-SB | Electrical Components – Classic Power Module Bracket - Vertical Bracket | .28 |
| EUFB-0000-UB | Electrical Components – Classic Power Module Bracket - Under Surface | .28 |
| EUG1 | Grommets – Flip Top Unit — Hatch | .138 |
| EUMC-0201 | Electrical Components – Mounting Clip for Flip Top Unit | .97 |
| EURT-0000-N001CB | Electrical Components – Data Bezel | .51 |
| EURT-0000-N001CW | Electrical Components – Data Bezel | .51 |
| EURT-0000-N001SB | Electrical Components – Data Bezel | .51 |
| EURT-0000-N001SW | Electrical Components – Data Bezel | .51 |
| EURT-0072-1010 | Electrical Components – Bezel Utility Module | .51 |
| EURT-0072-1100 | Electrical Components – Bezel Utility Module | .51 |
| EUS1-HLOB | Electrical Components – Seamless Enhanced Power Module | .29 |
| EUS1-HLOW | Electrical Components – Seamless Enhanced Power Module | .29 |
| EUS1-PF0B | Electrical Components – Seamless Enhanced Power Module | .29 |
| EUS1-PF0W | Electrical Components – Seamless Enhanced Power Module | .29 |
| EUWC-HLOB | Electrical Components – Wireless Charging Module | .98 |
| EUWC-HLOW | Electrical Components – Wireless Charging Module | .98 |
| EUWC-PF0B | Electrical Components – Wireless Charging Module | .98 |
| EUWC-PF0W | Electrical Components – Wireless Charging Module | .98 |
| HCH-0008 | Workstation Accessories – PLACES All-Purpose Hook | .205 |
| HCH-0008-W | Workstation Accessories – PLACES All-Purpose Hook — For Low Profile Wood Top Cap Panels | .205 |
| HCPL-COT1-07 | Lighting — Haworth Collection – Table Light | .154 |
| HCPL-COT2-15 | Lighting — Haworth Collection – Table Light with Small Panel | .154 |
| HCPL-COT3-30 | Lighting — Haworth Collection – Table Light with Large Panel | .154 |
| HCPL-GFT1-13 | Lighting — Haworth Collection – Table Light | .155 |
| HCPL-SLF1-47 | Lighting — Haworth Collection – Floor Light | .162 |
| HCPL-SLSV-4BP | Lighting — Haworth Collection – Base Pads | .162 |
| HCPL-SLT1-17 | Lighting — Haworth Collection – Table Light | .162 |
| HCPL-TTF1-60 | Lighting — Haworth Collection – Floor Light | .163 |
| HCPL-TTT1-14 | Lighting — Haworth Collection – Table Light | .163 |
| HCPL-TTT2-21 | Lighting — Haworth Collection – Table Light | .163 |
| HCPL-TTT3-27 | Lighting — Haworth Collection – Table Light | .163 |
| HCPL-UMT2-11 | Lighting — Haworth Collection – Audio Lantern | .164 |
| HKMP-1 | Adjustable Keyboard Pads – Boogie Board Mouse Pad | .25 |
| HKTC-M | Adjustable Keyboard Pads – Boogie Board Keyboard Tray with Palm Rest and Integrated Mouse Pad | .25 |
| HKTC-N | Adjustable Keyboard Pads – Boogie Board Keyboard Tray with Palm Rest | .25 |
| HKTE-M | Adjustable Keyboard Pads – Boogie Board Keyboard Tray with Palm Rest and Integrated Mouse Pad | .25 |
| HKTE-N | Adjustable Keyboard Pads – Boogie Board Keyboard Tray with Palm Rest | .25 |
| HUDF-F | Lock Programs – Digital Lock Control Key Fob | .214 |
| HUDR-B | Lock Programs – Digital Lock | .214 |
| HUDR-L | Lock Programs – Digital Lock | .214 |
| HUDR-R | Lock Programs – Digital Lock | .214 |

Index

| <u>Product Code</u> | <u>Product Description</u> | <u>Page</u> |
|---------------------|---|-------------|
| HUDR-T | Lock Programs – Digital Lock | 214 |
| HWKB-1 | Lock Programs | 213 |
| HWMK-1 | Lock Programs | 213 |
| HWSK | Lock Programs | 213 |
| HW-SVC | Lock Programs | 213 |
| JAC-18 | Workstation Accessories – Pencil Drawer | 203 |
| JAG-1 | Planes Accessories – | 137 |
| JAG-2 | Planes Accessories – | 137 |
| JRPY-3948 | Recycling Solutions – Recycling Solutions | 171 |
| KAIB-0040 | Information Display – Information Boards | 141 |
| KAIC-0000 | Information Display – Horizontal Wall Rail End Caps | 142 |
| KAIE-0029 | Information Display – Standard Easel | 139 |
| KAIE-0072 | Information Display – Large Easel | 140 |
| KAIH-0000 | Planes Information Display – Boards and Accessories – Wall Cleat for Information Boards | 141 |
| KAIW-0096 | Planes Information Display – Boards and Accessories – Horizontal Wall Rail for Information Boards | 141 |
| KFI-00XX-B | Storage Accessories – Drawer Insert | 172 |
| KJFI-00XX-D | Storage Accessories – Drawer Insert | 172 |
| KU1A-0017 | Adjustable Keyboard Pads – Locking Tilt AKP | 21 |
| KU1C | CPU Holders – Fixed Mount CPU Holder | 26 |
| KU1C | CPU Holders – Fixed Mount CPU Holder | 26 |
| KU1D-0000 | Workstation Accessories – Adjustable Document Holder | 204 |
| KU1F-0000 | Workstation Accessories – Adjustable Footrest | 204 |
| KU1L-0000-U | Workstation Accessories – Adjustable Laptop Holder | 204 |
| KU2A-0017 | Adjustable Keyboard Pads – Dial Tilt AKP | 21 |
| KU2C-L | CPU Holders – Adjustable CPU Holder | 26 |
| KU3A-0023 | Adjustable Keyboard Pads – Dial Tilt AKP - Extended Arm | 22 |
| KU4A-0023 | Adjustable Keyboard Pads – Sit-to-Stand AKP | 22 |
| KU5A | Adjustable Keyboard Pads – Thin Profile AKP | 24 |
| KU5M-1NNB | Monitor Arms — Haworth – Adjustable Post Arm – for Use with Intuity Benching | 167 |
| KU5M-1NNK | Monitor Arms — Haworth – Adjustable Post Arm – for Use with Reside Desking | 168 |
| KU5M-1NNN | Monitor Arms — Haworth – Adjustable Post Arm | 166 |
| KU5M-2NNB | Monitor Arms — Haworth – Adjustable Post Arm – for Use with Intuity Benching | 167 |
| KU5M-2NNK | Monitor Arms — Haworth – Adjustable Post Arm – for Use with Reside Desking | 168 |
| KU5M-2NNN | Monitor Arms — Haworth – Adjustable Post Arm | 166 |
| KU6M-1NNB | Monitor Arms — Haworth – Extend Arm – For Use with Intuity Benching | 167 |
| KU6M-1NNK | Monitor Arms — Haworth – Extend Arm — For Use with Reside Desking | 168 |
| KU6M-1NNN | Monitor Arms — Haworth – Extend Arm | 166 |
| KU6M-2NNB | Monitor Arms — Haworth – Extend Arm – For Use with Intuity Benching | 167 |
| KU6M-2NNK | Monitor Arms — Haworth – Extend Arm — For Use with Reside Desking | 168 |
| KU6M-2NNN | Monitor Arms — Haworth – Extend Arm | 166 |
| KU6T | Monitor Arms — Haworth – iPad Attachment | 169 |
| KUAH-0002 | Work Tools – Magnet Hooks | 202 |
| KUAH-0003 | Work Tools – Magnet Hook | 202 |
| KUAK | Work Tools – Accessory Kit | 196 |
| KUAM-0411 | Work Tools – Magnet Board | 202 |
| KUAM-0518 | Work Tools – Magnet Board | 202 |
| KUAP-0000 | Work Tools – Round Peg Magnets | 202 |
| KUAR-0403 | Work Tools – Mirror | 202 |
| KUBL-2030-FJ | Work Tools – Blotter | 196 |
| KUBT | Work Tools – Base Tray | 194 |
| KUCU-0915-BNN | Work Tools – Open C Cubby | 193 |
| KUCU-1215-BNS | Work Tools – Open C Cubby | 193 |
| KUDP-2420 | Workstation Accessories – Pencil + Drawer | 203 |

Index

| <u>Product Code</u> | <u>Product Description</u> | <u>Page</u> |
|---------------------|---|-------------|
| KUHS-0000-H | Work Tools – Hanging Sorter | 195 |
| KULS | Work Tools – Desk Top L-Screen | 194 |
| KUP1-0000-CSN | Work Tools — Mounting – Tool Rail — Single Post — C-Clamp or Thru-mount | 183 |
| KUP1-0000-USN | Work Tools — Mounting – Tool Rail — Single Post — L-Bracket Mount | 185 |
| KUP2-0000-UBI | Work Tools — Mounting – Tool Rail — Single Post Internal/Benching | 189 |
| KUPT-0913-F | Work Tools – Paper Tray — Landscape | 195 |
| KUPT-0913-H | Work Tools – Paper Tray — Landscape | 195 |
| KUPY | Work Tools — Mounting – Slat, Wall Mount | 180 |
| KUR1-0424-PZN | Work Tools — Mounting | 181 |
| KUR1-1224-CSN | Work Tools — Mounting – Tool Rail — Horizontal Surface Mount C-Clamp or Thru-Mount | 182 |
| KUR1-1224-USE | Work Tools — Mounting – Tool Rail — Single Sided Continuous Benching End | 186 |
| KUR1-1224-USI | Work Tools — Mounting – Tool Rail — Internal Single Sided Continuous Benching Application | 188 |
| KUR1-1224-USN | Work Tools — Mounting – Tool Rail — Under Horizontal Surface Mount — L-Bracket | 184 |
| KUR2-1224-UBE | Work Tools — Mounting – Tool Rail — Double-Sided Continuous Benching End Application Only | 187 |
| KUR2-1224-UBI | Work Tools — Mounting – Tool Rail — Internal Continuous Benching Application Only | 189 |
| KURB | Recycling Solutions – Recycling/Trash Bin | 171 |
| KURD | Recycling Solutions – Recycle Bin Carriage | 171 |
| KURS | Work Tools – Desk Top Reference Shelf | 194 |
| KURS-0010-H | Work Tools – Reference Shelves | 196 |
| KURS-0012-B | Work Tools – Reference Shelves | 196 |
| KURS-0019-H | Work Tools – Reference Shelves | 196 |
| KUSH-0408-H | Work Tools – Mini Shelf | 195 |
| KUSR | Work Tools – Screen Rail | 193 |
| KUTB | Work Tools – Structural Screen Tile | 192 |
| KUTC-0000-H | Work Tools – Tool Cup | 195 |
| KUTS-E | Work Tools – Territory Screen — End-of Run | 190 |
| KUTS-L | Work Tools – Territory L-Screen | 191 |
| KUTS-S | Work Tools – Territory Screen — Shared | 190 |
| KUWH-0202 | Workstation Accessories – Bag Hook | 206 |
| KWMF | Wire Management – Wire Management Trough | 175 |
| KWT | Wire Management – Wire Management Trough | 175 |
| KZTB | Work Tools – Belong Systems Tile — External Mount for use with Compose Panels | 192 |
| LBJ1 | Lighting — Haworth Collection – Freestanding Lighting | 150 |
| LBJ2 | Lighting — Haworth Collection – Freestanding Lighting | 150 |
| LBJ3 | Lighting — Haworth Collection – Mounted Lighting | 150 |
| LBJ4 | Lighting — Haworth Collection – Mounted Lighting | 150 |
| LCC1-1808-NFLC | Lighting — Haworth Collection – Table Light | 152 |
| LCC2-2608-NFLC | Lighting — Haworth Collection – Floor Light | 152 |
| LCF1-6009 | Lighting — Haworth Collection – Floor Light | 153 |
| LCT1-1708 | Lighting — Haworth Collection – Table Light | 153 |
| LL31-2210-NFLC | Lighting — Haworth Collection – Table Light | 160 |
| LL32-2210-NGLC | Lighting — Haworth Collection – Grommet Mounted Light | 160 |
| LLC1 | Lighting — Haworth Collection – Worksurface Mounted Lighting | 157 |
| LLL1 | Lighting — Haworth Collection – Freestanding Lighting | 156 |
| LLL2 | Lighting — Haworth Collection – Freestanding Lighting | 156 |
| LLL3 | Lighting — Haworth Collection – Freestanding Lighting | 156 |
| LLM1 | Lighting — Haworth Collection – Mounted Lighting | 158 |
| LLM1 | Lighting — Haworth Collection – Mounted Lighting | 158 |
| LLM2 | Lighting — Haworth Collection – Mounted Lighting | 158 |
| LLU2 | Lighting — Haworth Collection – Mounted Lighting | 158 |
| LRF0-5208 | Lighting — Haworth Collection – Floor Light | 151 |
| LRF1-5208 | Lighting — Haworth Collection – Floor Light | 151 |
| LRT1-1408 | Lighting — Haworth Collection – Circa | 151 |

Index

| Product Code | Product Description | Page |
|---------------------|--|-------------|
| LSET | HW Lock Plugs and Keys | 212 |
| LUPT | Lighting — Haworth Collection – Table Light | 161 |
| LUTA | Lighting — Haworth – Adaptable LED Task Light - Add-On Kit | 146 |
| LUTD-0017-1NULDN | Lighting — Haworth – Reed Premier™ Add-On LED Task Light — For Use with Reed Premier Starter LED Task Lights | 148 |
| LUTN | Lighting — Haworth – Adaptable LED Task Light - Stand-Alone | 145 |
| LUTS-0000 | Lighting — Haworth – Reed Premier™ Add-On Occupancy Sensor | 148 |
| LUTS-0017-12ULD6 | Lighting — Haworth – Reed Premier™ Starter LED Task Light | 147 |
| LUTS-0017-19ULD5 | Lighting — Haworth – Reed Premier™ Stand-Alone LED Task Light | 147 |
| LUTT | Lighting — Haworth – Adaptable LED Task Light - Starter Kit | 145 |
| LUV1 | Lighting — Haworth – Voyage without Occupancy Sensor | 149 |
| LUV2 | Lighting — Haworth – Voyage with Occupancy Sensor | 149 |
| MAC-0001 | Workstation Accessories – Make-A-Corner | 204 |
| NAH-12-S | Workstation Accessories – PREMISE All Purpose Hooks | 205 |
| NAPY | Work Tools — Mounting – Wall Accessory Slat Pad – For Use with PREMISE | 180 |
| NBFS-F | Mobile Screens – Fabric Scrim Insert | 165 |
| NBFS-M | Information Display – Planes Markerboard – Markerboard Insert | 143 |
| NBFS-X | Mobile Screens – Translucent Insert | 165 |
| NECG-V | Wire Management – Vertical Cable Guide | 175 |
| NEH-8 | Wire Management – Wire Management Loop | 174 |
| NEV-1 | Wire Management – PREMISE Vertical Wire Manager | 177 |
| NEV-2 | Wire Management – PREMISE Task Light Cord Manager | 178 |
| SCD-19 | Workstation Accessories – Steel Center Drawer | 203 |
| STP-P26-TH | Pip | 170 |
| TA01-0214 | Planes Information Display – Boards and Accessories – Y-Leg Bumper | 142 |
| TA01-0217 | Wire Management – Cable Column | 179 |
| TA01-0220 | Planes Accessories – | 137 |
| TA01-0225 | Wire Management – Wire Manager Clips | 174 |
| TA01-0228-F | Wire Management – Planes C-Leg Training Table Vertical Wire Manager | 177 |
| TA01-0814 | Wire Management – Cable Base | 179 |
| TA01-1414 | Wire Management – Cable Base | 179 |
| TABC | Wire Management – Basket Cover | 176 |
| TAWB | Wire Management – Wire Management Basket | 176 |
| TYVW | Wire Management – Vertical Wire Channel - Leg Attached | 176 |
| UKMCBK | Ergotron Keyboard Tray – Keyboard Tray with Mouse Pad | 100 |
| VZAC-0000-H | Workstation Accessories – Compose All-Purpose Hook | 205 |
| VZAC-0000-P | Workstation Accessories – Compose All-Purpose Hook | 205 |
| VZAW-0000-V | Wire Management – Compose Task Light Cord Manager | 177 |
| WC-17 | Wire Management – UniGroup Too, UniGroup and PLACES Task Light Wire Manager | 178 |
| WC-6 | Wire Management – UniGroup Too, UniGroup and PLACES Wire Manager | 178 |
| WQAG | Lighting — Haworth Collection – Grommet — For Use with Brazo Grommet Mounted Light Only | 150 |
| WQAG | Planes Accessories | 137 |
| WUAC-WSG | Grommets | 137 |
| WUAW-PNH | Wire Management – Horizontal Wire Management | 175 |
| ZUAP-0000-PAN | Electrical Components – Power Tap Bracket — Adjustable | 50 |
| ZUAP-0000-PFD | Electrical Components – Power Tap Bracket — Fixed | 50 |
| ZUAP-0000-PGH | Electrical Components – Power Tap Bracket with Grommet — Beside Storage Only | 50 |
| ZUAP-0000-PUR | Electrical Components – Power Tap Bracket — Under Surface | 50 |

Warranty

Ergotron branded products in this price list are covered exclusively by the warranty statement below.

All Ergotron® products will remain free of defects in material and workmanship for a period of five years from the date of receipt of the product, subject to any exclusions and limitations as set forth below.

Ten-year warranty on all LX and MX Ergotron Products, purchased on or after August 1, 2014

Zip Charging Systems: Lifetime material/workmanship; three years electrical components; one year cables (power/Ethernet)

Ten-year warranty on LearnFit Adjustable Standing Desk (24-481-003)

Three-year warranty on all Neo-Flex® Ergotron Products

Original Equipment Manufacturer (OEM) Products resold by Ergotron are warranted by the respective manufacturer

FURTHER EXCLUSIONS AND LIMITATIONS

These warranties do not cover product abuse, modification and failure to adhere to product instructions, improper operations and/or misuse. Ergotron is not responsible for damage arising from failure to follow instructions relating to the product's intended use. Ergotron is not responsible for injury or loss caused by or associated with the installation and/or use of equipment in any manner other than in strict conformance with the instructions set forth in its installation manuals, supplemental assembly and installation instruction sheets, technical bulletins and/or product literature. You will provide Ergotron immediate written notice of any personal injury resulting from the use of Ergotron products.

Ergotron does not warrant damages or defects to the Ergotron product under the following conditions: an Act of God, unauthorized service or repair of the Ergotron products, damage from electrical power problems, usage of parts or components not supplied by Ergotron, failure to follow product instructions and guidelines, unauthorized changes to the Ergotron product, shipping damage (other than original shipment from Ergotron), failure to perform preventative maintenance, or damage caused by peripherals or software or from other external sources.

EXCLUSIVE REMEDY

Warranty Repair: In the event that any Ergotron equipment becomes defective in material or workmanship during the warranty period, Ergotron will determine with you if the product defect is covered under warranty. Ergotron, at its sole discretion, may replace or repair the unit determined to be under warranty at a designated Ergotron location or at your location. The labor costs associated with the repair of the product may be the responsibility of Ergotron if determined to be under warranty. You must receive pre-approval by Ergotron for the labor costs prior to repair or replacement of warranty products. You must contact Ergotron to obtain a Return Material Authorization (RMA) number. An RMA number may be obtained by contacting Ergotron Customer Care online or by telephone within your specific region. Contact information is available to you on the Ergotron web site at www.ergotron.com. Performance of any repair or replacement on product under warranty does not renew or extend the warranty period.

Non-Warranty Repair: You may return a product for repair that is not covered by warranty only if you have received a preapproved RMA number from Ergotron Customer Care. Labor costs and freight charges associated with non-warranty repair will be the sole responsibility of the customer, reseller or installer/integrator. A standard repair fee, specific to the product, is charged for any product that is repaired outside of the warranty period. Repairs on products out of warranty also carry a 90-day warranty, effective the day that you receive the item after repair.

For products that are not covered under warranty, Ergotron offers you the following options:

You may upgrade to a newer, functionally equivalent product at a normal list price

Ergotron will return the product to you

You can request in writing that Ergotron appropriately dispose of the product for you. A fee may apply for this service as designated by local law

Non-Defective Products: You are notified if, after examining and testing a returned product, Ergotron concludes that the product is not defective. The product is returned to you and you would be responsible for the freight charges associated with the return.

WARRANTY DISCLAIMER

Except as expressly set forth in this Limited Warranty and to the greatest extent allowed by law, Ergotron makes no other representations, warranties or conditions, express or implied, including any implied representations, warranties or conditions of merchantability, fitness for a particular purpose, non-infringement, and noninterference. Ergotron does not warrant that your use of the Ergotron product will be uninterrupted or error free. Any implied warranties that may be imposed by law are limited in duration to the Limited Warranty period, to the greatest extent allowed by law. Some states or countries do not allow a limitation on how long an implied warranty lasts or the exclusion or limitation of incidental or consequential damages for consumer products. In such states or countries, some exclusions or limitations of this Limited Warranty may not apply to you. This Limited Warranty is subject to change without notification.

Ergotron devices are not intended to cure, treat, mitigate or prevent any disease.

WARRANTY TRANSFERABILITY

This Limited Warranty is available only to the original end consumer and is non-transferable. For this warranty to be valid, the Ergotron product must have been purchased directly from an authorized distributor, reseller and/or authorized representative of Ergotron.

For additional information reference Ergotron.com or warranty inquiries contact Ergotron at 844-429-9678 or email haworth@Ergotron.com.

Ergotron Limited Warranty Terms and Conditions

©Ergotron Inc.

Effective Date: 1 June 2017

Content is subject to change without notification

Great Expectations

You have them as a Haworth customer and so do we. And because we value our customers, we cover our products with the Haworth North America Product Compatibility and Limited Warranty Policy.

Product Compatibility and Limited Warranty Policy

Our Commitment To Product Compatibility – Integrated Product Platforms

As a market leader in the design and manufacture of workspaces that adapt to change, we strive to maintain product compatibility within our various generations of integrated product platforms. This benefits the customer who desires to update or modify their work environment. It also benefits the customer needing to replace a product due to damage or other reasons but which is no longer manufactured or is otherwise unavailable, such as a fabric or finish that is discontinued because of changing market preferences. In both circumstances, we often can provide products with comparable function and performance.

Our Commitment To Product Quality – The Haworth North America Limited Warranty

To ensure customer satisfaction and peace of mind, we stand behind our products with the Haworth North America Limited Warranty. To review the current version of the limited warranty including its terms and conditions, please go to:

www.haworth.com/resources/product-info/warranties or contact Haworth's First Call Center at **800.426.8562**.

Warranty Requests or Questions

For questions or service requests pertaining to the Haworth Limited Warranty, please contact your Haworth dealer.

If you are unsure who your dealer is, please call Haworth's First Call Center at **800.426.8562**.

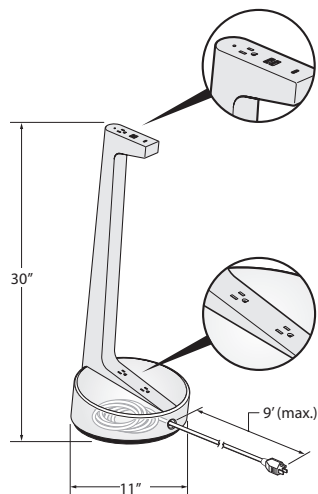
Effective: January 1, 2020

HAWORTH® is a registered trademark of Haworth, Inc.
© Haworth, Inc. All rights reserved. 2020 4.20 | Item #1222
haworth.com | 800 344 2600

Electrical Components

Collaborative Power Station

| | Color | Number | Price |
|------------------------------------|----------------------------|---------------|-----------|
| Collaborative Power Station | Fog/Matte Fog | EUCN-PJ0F-311 | \$ 965.00 |
| | Storm/Matte Storm | EUCN-PJ0S-311 | 965.00 |
| | Black/Matte Black | EUCN-PJ0B-311 | 965.00 |
| | Fog/Weathered Aspen Veneer | EUCN-PJ0V-311 | 1332.00 |



EUCN-PJ



Features

- Includes power module with 5 ports (3 on the top and 2 on the bottom) configured with simplex outlets (NEMA-5-15R) and USB charging port.
- Corded power module with 15 amp - 9'(2743mm) long cord with plug (NEMA 5-15P).
- USB-A provides two 10W charging ports.
- USB-C 18W provides a single 18w USB-C port that can provide a fast charge for mobile phones and tablets.
- Color options:
 - Fog/Matte Fog
 - Storm/Matte Storm
 - Black/Matte Black
 - Fog/Weathered Aspen Veneer

To Order, Specify:

- 1) Product number.
(No finish specification required.)

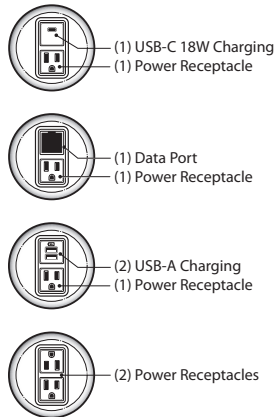
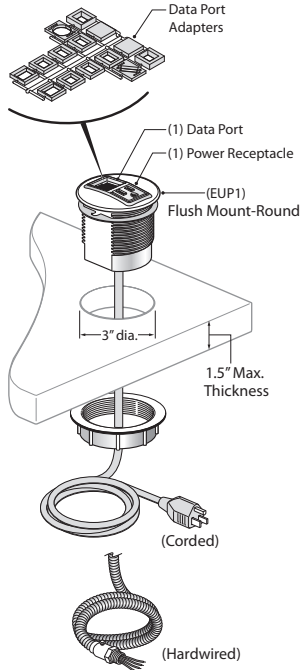
Specification Tips

- Configuration and quantity of power and data ports cannot be modified in the field.
- For use with 120 volt 60 hertz power source only.
- Requires field installation.
- Application may require approval of local authority having jurisdiction (AHJ); ensure compliance before placing orders and installation.

Electrical Components

Flush Mounted — Round

Flush Mounted — Round



EUP1-PF
EUP1-HF



| Cord Length | Port | Configuration | Number | Price |
|-----------------|------|--|------------------|----------|
| Corded | | | | |
| 6'(1829mm) | 2 | 1 Power Receptacle, 1 Data Port | EUP1-PFOP-100010 | \$219.00 |
| | | 1 Power Receptacle, 1 USB-A Charging | EUP1-PFOP-110000 | 334.00 |
| | | 1 Power Receptacle, 1 USB-C 18W Charging | EUP1-PFOP-101000 | 449.85 |
| | | 2 Power Receptacles | EUP1-PFOP-200000 | 224.00 |
| 10'(3048mm) | 2 | 1 Power Receptacle, 1 Data Port | EUP1-PJOP-100010 | \$236.00 |
| | | 1 Power Receptacle, 1 USB-A Charging | EUP1-PJOP-110000 | 351.00 |
| | | 1 Power Receptacle, 1 USB-C 18W Charging | EUP1-PJOP-101000 | 466.85 |
| | | 2 Power Receptacles | EUP1-PJOP-200000 | 241.00 |
| Hardwire | | | | |
| 6'(1829mm) | 2 | 1 Power Receptacle, 1 Data Port | EUP1-HFOP-100010 | \$289.29 |
| | | 1 Power Receptacle, 1 USB-A Charging | EUP1-HFOP-110000 | 404.29 |
| | | 1 Power Receptacle, 1 USB-C 18W Charging | EUP1-HFOP-101000 | 520.14 |
| | | 2 Power Receptacles | EUP1-HFOP-200000 | 294.29 |
| 10'(3048mm) | 2 | 1 Power Receptacle, 1 Data Port | EUP1-HJOP-100010 | \$306.29 |
| | | 1 Power Receptacle, 1 USB-A Charging | EUP1-HJOP-110000 | 421.29 |
| | | 1 Power Receptacle, 1 USB-C 18W Charging | EUP1-HJOP-101000 | 537.14 |
| | | 2 Power Receptacles | EUP1-HJOP-200000 | 311.29 |

Features

- Includes power module with 2 ports configured with simplex outlets (NEMA-5-15R), USB charging port or data ports and mounting hardware.
- Power Modules specified with a data port includes a variety of data port adapters and blank covers, which accommodate most varieties of field supplied data/AV jacks.
- Corded power module with 15 amp - 6'(1829mm) or 10'(3048mm) long cord with plug (NEMA 5-15P).
- Hardwire power module with 6'(1829mm) or 10'(3048mm) long flexible galvanized metal conduit.
- USB-A provides two 10W charging ports.
- USB-C 18W provides a single 18w USB-C port that can provide a fast charge for mobile phones and tablets.

To Order, Specify:

- 1) Product number.
- 2) Trim color.
TR-PM1 Silver
TR-PM2 Midnight Black
TR-PM3 Parchment

Specification Tips

- Installs into a 3" diameter hole into surfaces with a maximum thickness of 1.5".
- Configuration and quantity of power and data ports cannot be modified in the field.
- For use with 120 volt 60 hertz power source only.
- Requires field installation.
- Specify AV cables separately.
- Application may require approval of local authority having jurisdiction (AHJ); ensure compliance before placing orders and installation.