

# PROPOSED BUDGET

## FISCAL YEAR 2023 – 2024



# TABLE OF CONTENTS

## Introduction

Elected and Appointed Officials .....	I
Vision and Values.....	II
Organization Chart .....	III
City Profile.....	IV
City Manager Budget Message.....	VI
Budget Policies and Process .....	IX
Fund Organization and Inter-Fund Appropriations.....	XII
Financial Policies.....	XV
Tax History .....	XVI
Personnel Distribution .....	XVII
Consolidated Revenues and Expenditures by Fund.....	1
Revenues by Category.....	2
Revenues by Fund & Category Charts .....	2
Expenditures by Fund .....	3
Consolidated Expenditures by Category .....	4
Expenditures by Category Chart .....	5

## General Fund

General Fund Information .....	6
General Fund Resources .....	8
Consolidated General Fund Expenditures by Category.....	10
Consolidated General Fund Expenditures by Department .....	11
City Council .....	12
City Manager/Legal .....	13
City Planning .....	14
Finance Department.....	15
Legal Department.....	16
Consolidated Administrative Services.....	17
Consolidated Administrative Services by Category .....	17
Transportation .....	18
Airport.....	19
Building Inspections .....	20
Parks .....	21
Parks/Utility Landscaping.....	22
Municipal Pool .....	23

Municipal Buildings.....	24
Library .....	25
Recreation.....	26
Community Center .....	27
Harkenrider Center.....	28
Consolidated Public Services by Department & Category.....	29
Court.....	30
Public Safety Center .....	32
Police Operations.....	34
Consolidated Public Safety by Department .....	36
Non-Departmental.....	37
<b>State Street Tax Fund</b>	
Fund Information .....	39
State Street Tax Fund Resources.....	40
State Street Tax Fund Detailed Expenditures.....	41
<b>Transient Room Tax Fund</b>	
Fund Information .....	43
Transient Room Tax Fund Resources and Expenditures.....	44
<b>Utility Fund</b>	
Utility Fund Resources and Expenditures.....	47
Recycled Water Treatment .....	51
Water Production & Maintenance .....	55
<b>Hermiston Energy Services</b>	
Fund Information .....	59
Hermiston Energy Services Resources and Expenditures.....	61
<b>Regional Water</b>	
Fund Information .....	63
Regional Water Fund Resources.....	64
Non-Potable Water Expenditures.....	65
Potable Water Expenditures .....	66
River Intake Station Expenditures.....	66
Non-Departmental Expenditures.....	67
<b>Eastern Oregon Trade and Events Center (EOTEC)</b>	
Fund Information .....	69
Resources and Expenditures .....	70

**Information Technology Fund**

Fund Information ..... 73  
Resources and Expenditures ..... 75

**Reserve Fund**

Fund Description ..... 77  
Reserve Fund Resources ..... 79  
Reserve Fund Consolidated Expenditures ..... 80  
Reserve Fund Reserve for Future Expenditures ..... 81  
Reserve Fund Contingency..... 82  
Airport Improvements ..... 82  
Funland Playground ..... 83  
Aquatic Center Maintenance and Repair ..... 83  
TRT/Tourism Programs..... 83  
Parks & Rec Development ..... 84  
Bicycle Trails ..... 84  
Parks SDC..... 84  
Skate Park..... 85  
Street Equipment..... 85  
Street Maintenance ..... 86  
Street Construction ..... 86  
New Street Building..... 86  
E Penney Ave Roadway Improvement ..... 87  
Parks Reserve..... 87  
HES Gas Utility..... 87  
Sanitary Sewer Dept. Equipment..... 88  
Sanitary Sewer SDC ..... 88  
CIP Water Projects..... 89  
NE Water Tank..... 89  
Water Dept. Equipment..... 90  
Water SDC ..... 90  
Highland Summit Booster ..... 90  
CIP RWTP Projects..... 91  
Repair/Replace Regional Water..... 91  
HES Improvements ..... 92  
TPA Marketing Funds ..... 92  
EOTEC Equipment..... 92  
HCC Maintenance & Repairs ..... 93

Community Enhancement.....	93
City Hall Improvements .....	93
<b>Special Revenue Funds</b>	
Revenue Bonded Debt Management Fund .....	95
Miscellaneous Special Revenue Fund .....	98
Christmas Express Special Revenue Fund .....	100
Law Enforcement Special Revenue Fund.....	102
Library Special Revenue Fund.....	104
Greater Hermiston Enterprise Zone Project Fund .....	106
<b>Capital Projects</b>	
City Hall Construction Fund Resources and Expenditures.....	109
Local Improvement District Fund .....	110
Glossary of Terms .....	112

# INTRODUCTION

## ELECTED AND APPOINTED OFFICIALS

### Mayor and City Council (Elected)

Mayor.....	Dave Drotzmann
Council President .....	Doug Primmer
Councilor.....	Roy N. Barron
Councilor.....	Maria E. Duron
Councilor.....	Rod S. Hardin
Councilor.....	Jackie M. Linton
Councilor.....	David P. McCarthy
Councilor.....	Jackie C. Myers
Councilor.....	Nancy R. Peterson

### Budget Committee Citizen Members (Council Appointed)

John Douglass	Paul Magana
Lori Davis	Brian Misner
David Hanson	Joshua Roberts
Larry Lankford	Anton Wanous
Jason McAndrew	

### Appointed Officials

City Manager .....	Byron D. Smith
Assistant City Manager.....	Mark Morgan
City Attorney.....	Richard Tovey
Finance Director.....	Mark Krawczyk
Chief of Police .....	Jason Edmiston
Water Superintendent .....	Roy Bicknell
Recycled Water Superintendent .....	Bill Schmittle
Street Superintendent .....	Ron Sivey
Electric General Manager .....	Nate Rivera
Information Technology Director.....	Jordan Standley
Library Director .....	Mark Rose
Building Official .....	Chuck Woolsey
Parks & Recreation Director .....	Brandon Artz
Planning Director .....	Clint Spencer
Court Administrator .....	Jillian Viles
EOTEC General Manager .....	Al Davis

# VISION AND VALUES



*Where Life is Sweet*

## Our Vision

A COMMUNITY WHERE FRIENDLINESS AND OPPORTUNITY ABOUND.

Welcome to Hermiston. Where life is sweet and our future is sweeter. In 2040, Hermiston is a community where everyone is welcome – whether you're visiting or looking for a place to call home, we provide a safe, beautiful, and close-knit community where neighbors help one another, and friendliness and opportunity abound. From a booming economy to recreational amenities, we have big city services rooted in small-town values.

## Hermiston Values

### **Fiscal Prudence**

We are responsible stewards of the City's financial resources and exercise discretion in decision-making.

### **Engagement**

We facilitate constructive relationships between the City and constituents to build trust and support equitable and sustainable decision-making.

### **Inclusive**

We are committed to building an inclusive environment that values and respects the contributions of all people.

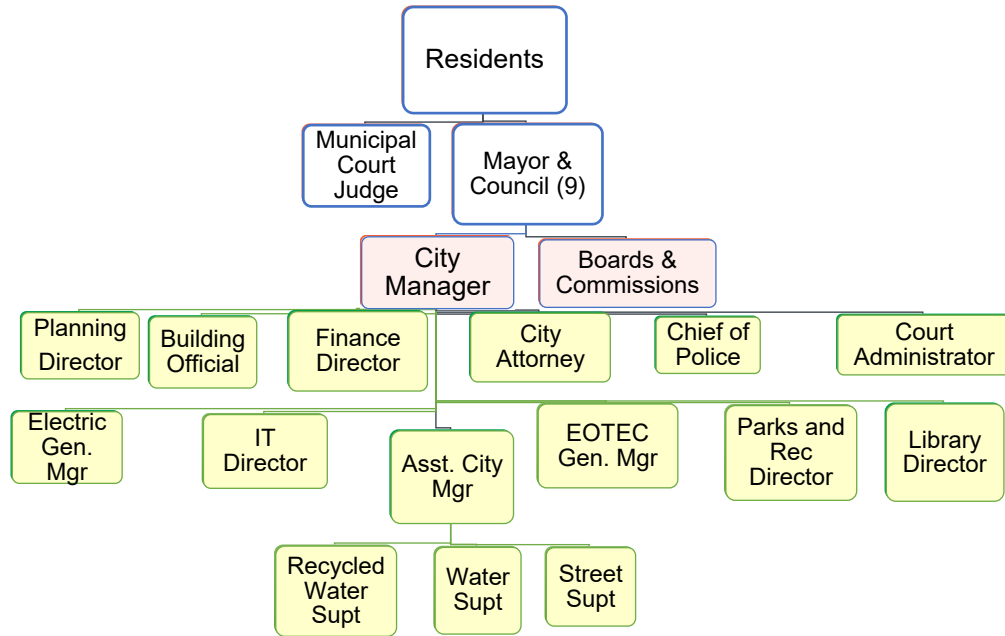
### **Partnerships**

We collaborate with community organizations to leverage expertise and resources to best serve the public

### **Livability**

We promote diverse housing options, convenient and accessible community assets, a healthy environment, and high-quality education.

# ORGANIZATION CHART



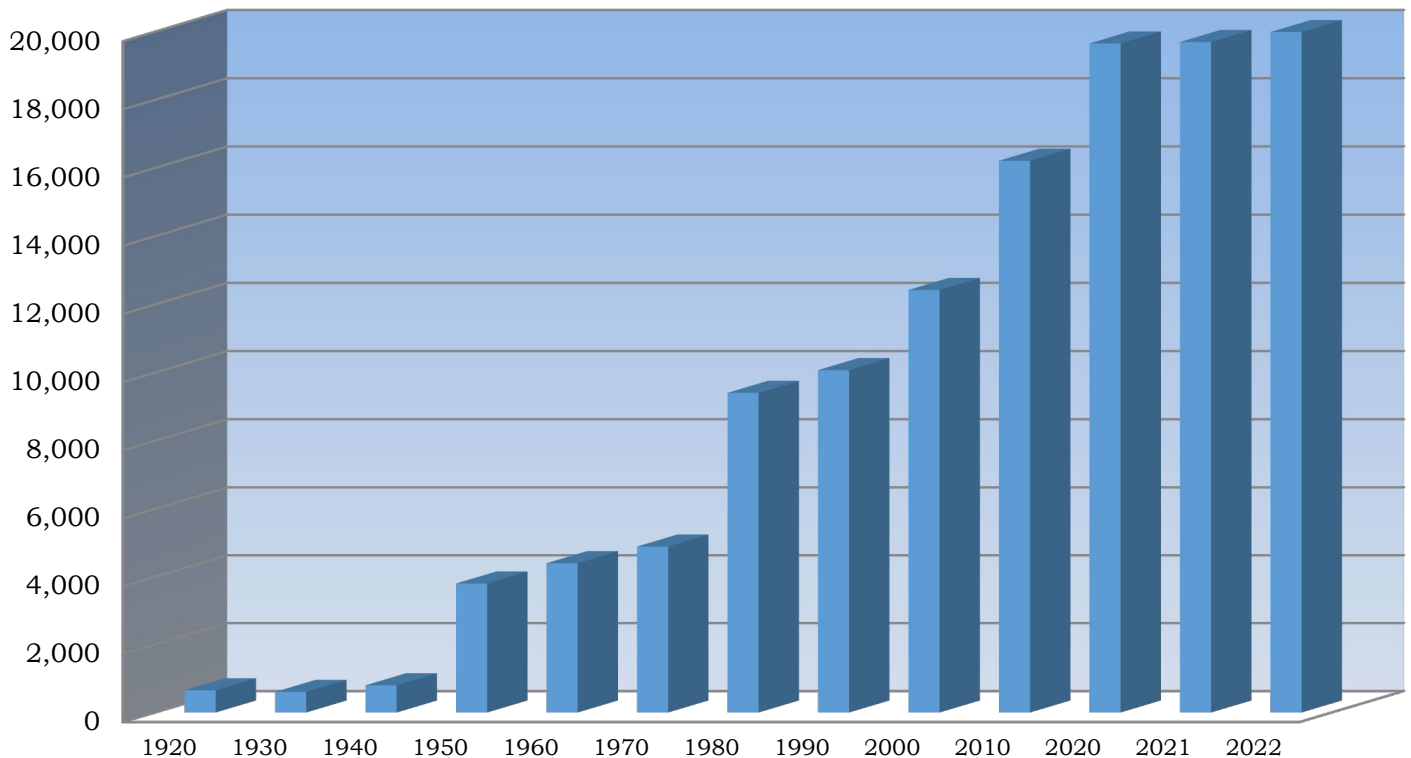


# CITY PROFILE

## Location and Population

Hermiston is a progressive, growth-oriented urban/retail/medical center for an area based economically on agriculture, food processing, transportation, utilities and other light industry. In 2022, Hermiston continued to grow as the largest city in Eastern Oregon, with a population of 19,973. The city projects a growth rate of 2% each year for the next 20 years.

**2022 Population: 19,973**



Hermiston is located in the northwest corner of Umatilla County in northeast Oregon and is centrally located between the major cities of the Pacific Northwest. Located just 185 miles east of Portland; 176 miles southwest of Spokane, Washington; 249 miles southeast of Seattle, Washington and 251 miles northwest of Boise, Idaho, Hermiston is a transportation hub accessed by Interstate Highways I-84, east to west, and I-82, north and south, and numerous feeder highways. Hermiston lies one truck day from seven western states and two Canadian provinces. In addition, the City operates a local municipal airport for light commercial and private use and there are Regional Airports offering full commercial services 30 minutes away at Pendleton, Oregon and Pasco, Washington.

## Business

Hermiston is the commercial center for a highly varied and productive agriculture industry. The Hermiston Region can viably grow more than 200 crops for commercial production. Irrigated farm and ranch lands produce potatoes, alfalfa, corn, wheat, onions, carrots, asparagus, mint, peppers, fruit, beef and dairy cattle, plus many other specialty crops. Ongoing efforts to diversify the area's agriculture are supported by the Oregon State University Hermiston Agricultural Research Center. The Hermiston area is home to a variety of light industries whose products

include data, frozen foods, manufactured housing, plastic pipes, wood chips for paper production, motor control panels, horse trailers and metal specialties. In addition, the northwest distribution center for Wal-Mart is located in Hermiston along with Fed-Ex and UPS freight facilities. Economic development efforts are centered on warehousing, distribution and manufacturing to further diversify our economy.

### Municipal Facilities

The City of Hermiston offers a public safety center which houses the Hermiston Police Department and the Umatilla County Fire District #1 headquarters. Hermiston provides a community center, the Eastern Oregon Trade and Event Center, airport, public works building, recycled water treatment plant, public library, city parks, a combined lap and leisure outdoor community swimming pool complex and water/sewer utilities with approximately 6,000 accounts. The City also operates Hermiston Energy Services (HES), a municipal electric utility with approximately 5,000 residential and commercial customers. HES was the first municipal electric utility created in Oregon in over 50 years. The City also operates the Regional Water System (RWS) which is jointly owned by the City and the Port of Umatilla. The RWS provides Columbia River water to a number of industrial customers.

### Education

Hermiston's School District is made up of one senior high school, two middle schools, and six elementary schools. The school district serves students in kindergarten through grade 12 and offers a broad range of education from basic skills to vocational and advanced placement classes. A wide variety of classes and workforce training programs are also offered on the Hermiston campus of Blue Mountain Community College. The Eastern Oregon Higher Education Center in Hermiston offers access to the programs of Eastern Oregon University.

### Health Care

Good Shepherd Health Care System is a modern healthcare system headquartered in Hermiston with the latest diagnostic and surgical facilities and a trauma emergency center. The hospital has expanded their physician offices to enable more physicians in specific fields to locate in Hermiston. Hermiston continues to attract medical professionals, general practitioners and specialists as well as a full range of dental practices, chiropractic services, mental health and physical therapy facilities. An additional seven hospitals are located within a sixty-mile radius of the city. Ambulance service is provided by Umatilla County Fire District #1. A skilled nursing facility for the elderly and handicapped along with multiple assisted living complexes are also located in the City.

### Recreation

The region offers a variety of outdoor pastimes. With a relatively dry climate and long growing season outdoor activities are abundant. Water sports are very popular and include skiing, boating, swimming and fishing. Hermiston is within a day's drive to mountain regions which offer snow skiing, camping, hiking and hunting. Hermiston offers multiple City parks, athletic clubs, trails, tennis courts, soccer fields, and softball/baseball fields. There are many golf courses within 45 minutes of the City.

# CITY MANAGER BUDGET MESSAGE



April 25, 2023

Dear Mayor, Council, Members of the Budget Committee and Citizens:

It is my honor to present the City of Hermiston's FY2022-23 Proposed Budget. The proposed budget and the budget document are the result of hard work from the city's leadership team and their employees.

## **Introduction**

The FY2023-24 budget has been prepared in accordance with the State of Oregon budget law and best practices established by the Government Finance Officers Association. It has also been developed on the foundation of the city's adopted financial policies. We continue to work to make the budget and the budget process more transparent and easier to understand.

In February 2023, the City Council and City staff held a goal setting session during which goals for FY2023-24 and into the future were established. These goals were considered as this budget was adopted.

I plan to highlight a few bigger picture factors that affect our budget and then dive into the more relevant details.

## **PERS and Interest Rates**

Due to the rapid increases in interest rates, the City did not issue pension obligation bonds. Staff will continue to monitor that situation and will bring forward appropriate proposals when factors return to a favorable environment to consider that option again.

PERS rates of return allowed the City to see the most favorable PERS contribution rates in many years. Depending on the employee's time in service, PERS contribution rates increased in the range of 1.25% to 1.77%.

## **Discussion**

The FY2023-24 budget continues and upholds the City's adopted policies. The all funds budget is \$97,831,523 which is approximately \$32.6 million (49.9%) more than the FY2022-23 budget. The reason for this increase in the overall budget is the large number of capital projects the City has scheduled. The construction of various water/sewer and street projects is a big factor in the increase of the all funds budget. The addition of the IT department is also a new factor in this increase.

The FY2023-24 budget includes a 3.0% cost of living adjustment (COLA) for all City employees. I will now walk through the major funds in the budget and provide highlights about each one.

This budget I present today is the most unique I have ever presented to this City Council or any city council. This distinction is not one that I am proud of in any way. Over the past three years, the City's general fund budget has grown, and the funding provided by the federal government through various funding programs (CARES Act and ARP Act) was the source that paid for that growth. That was not my intent but that is what happened. The budget proposed below is requesting the authority to do a short-term (two fiscal years) interfund loan from the Utility Fund (\$1.36 million) and the Hermiston Electric Fund (\$680,000) to cover the remaining shortfall and then spend the next year in a thoughtful process of determining the most important needs of the City and a way to sustainably fund those needs. I will also be showing to you on the evening of May 11, 2023, a five-year projection of revenues and expenditures that would inform our needs evaluation process.

### **General Fund**

The general fund is the location for funding some of the most basic operations of the City. It is also the location for funding many quality of life services. These facts make it a very diverse fund including police, finance, planning, library and parks and recreation. All of these services have some role in a safe, sustainable and livable community.

Minus the interfund loans mentioned above, proposed general fund revenues are \$15,606,565. Proposed general fund expenditures are \$17,646,665. That leaves a \$2,040,000 gap between revenues and expenses.

### **Utility Fund**

The implementation of the Capital Improvement Plan (CIP) for both water and recycled water continues to be a priority.

### **Street Fund**

Two large projects will be worked on this fiscal year related to the street fund. The rebuilding of North 1<sup>st</sup> Place using our state earmark funds and construction of the Geer and Harper intersection project.

### **Hermiston Energy Services (HES) Fund**

The HES budget presented begins to start tackling capital maintenance projects that are feasible after the last rate increases.

### **Transient Room Tax (TRT) Fund**

Revenues in the TRT have continued to be strong and steady.

### **Regional Water Fund (RWS)**

This fund sees most activity in construction related to the addition of another Amazon Campus as a customer.

### **Enterprise Zone Project Fund**

Construction has begun on the initial Amazon site within the City limits. We do not expect a payment to the Enterprise Zone fund within this fiscal year.

**Eastern Oregon Trade and Event Center (EOTEC) Fund**

We have put together a basic budget for a full year of city operations. There are still many unknowns but these are the best estimates we have.

I would like to thank all of city staff especially Mark Krawczyk and Tasha Harrell for the work they did to complete the budget. Lastly, I would like to thank the City Council and the citizen members of the Budget Committee for your willingness to give up time and serve our community. It is an honor to work with professional and skilled City employees and dedicated community volunteers to present the FY2022-23 budget.

Sincerely,

A handwritten signature in black ink, appearing to read "Byron D. Smith". The signature is fluid and cursive, with the first name "Byron" being the most prominent.

Byron D. Smith  
City Manager

# BUDGET POLICIES AND PROCESS

The City of Hermiston is committed to the highest level of financial integrity. We are accountable to our citizens for the use of public dollars, and resources should be used wisely to ensure adequate funding for the services, public facilities and infrastructure necessary to meet the community's present and future needs.

Written, adopted financial policies have many benefits, such as assisting the Council and City Manager in the financial management of the City, saving time and energy when discussing financial matters, fostering public confidence, and providing continuity over time as Council and staff members change. The purpose of the financial policies is to enable the City to achieve and maintain a long-term stable and positive financial condition. Financial policies are adopted by the City Council and establish the framework for Hermiston's overall financial planning and management, to guide day-to-day and long-range fiscal planning and decision making, and to achieve the following general financial goals:

- Ensure the financial integrity of the City.
- Provide an adequate financial base to sustain a sufficient level of municipal services to maintain the social well-being and physical condition of the City.
- Provide and maintain essential public facilities, utilities and capital equipment.
- Enhance policy setting for and sound management of City government by providing accurate and timely information on current and anticipated financial conditions.
- Protect and enhance the City's credit ratings.
- Provide the financial stability needed to navigate through economic downturns, adjust to changes in the service requirements of the community and respond to other changes as they affect the City's residents.

## BUDGET POLICIES

- 1) The operating budget shall serve as the annual financial plan for the City. It will serve as the policy document of the City Council for implementing Council goals and objectives.
- 2) The City Council will adopt and maintain a balanced annual operating budget in conformance with existing state and local regulations. Per Oregon Local Budget Law, the City Council shall adopt the budget at the fund, department or program level as appropriate.
- 3) Budget control and accountability is maintained at the same level it is appropriated.
- 4) The Budget Officer shall annually prepare and present a proposed operating budget to the Budget Committee no later than May 30 of each year, and the City Council will adopt the budget no later than June 30 of each year.
- 5) Historical trend analysis will be performed on both revenues and expenditures as part of the budget process. Efforts will be made to identify potential deviations from the trends and this information will be factored into revenue and expenditure forecasts.
- 6) Funds may not be expended or encumbered for the following fiscal year until the budget has been adopted by the City Council.
- 7) The budget process will be coordinated so that major policy issues and department goals and objectives are identified and incorporated into the budget.

- 8) Monthly reports comparing budgeted to actual revenues and expenditures will be distributed to the City Manager and City Council. Significant variances will be investigated and explained.
- 9) The operating budget will be constrained to the total amount approved by the Budget Committee and as adjusted and adopted by the City Council.
- 10) A mid-year review process will be conducted by the City Manager to make any necessary adjustments to the adopted budget.
- 11) All resolutions adjusting the budget will be prepared by the Finance Department for Council approval to ensure compliance with budget laws.

## BUDGET PROCESS

Most local governments in Oregon must prepare and adopt an annual budget. Budget guidelines are determined by Oregon's Local Budget Law. The law requires citizen involvement in the preparation of the budget, public disclosure of the budget before its final adoption, and establishes standard procedures for preparing, presenting, and administering the budget.

The budget committee in Oregon is made up of the mayor and city councilors of the local government and an equal number of appointed citizens. The Hermiston Budget Committee consists of eighteen individuals, each uniquely suited to provide guidance and analysis for the city budget. The Local Budget Law sets out the following specific procedures

- 1) Appoint budget officer;
- 2) Prepare a proposed budget;
- 3) Publish notices of budget committee meeting;
- 4) Hold budget committee meetings;
- 5) Budget committee approves proposed budget and specifies the amount or rate of ad valorem taxes;
- 6) Publish budget summary and notice of budget hearing;
- 7) Hold a budget hearing;
- 8) Enact resolutions or ordinances to adopt budget, make appropriations, levy taxes by fund and categorize taxes; and
- 9) File budget and certify tax levy to county assessor and county clerk.

## BUDGET CALENDAR

The City of Hermiston's 2022-23 budget calendar (abbreviated) is as follows:

- |         |  |
|---------|--|
| Jan/Feb | City Council meets with City Manager and department heads to set goals.  |
| March   | Department budget requests are submitted. City Manager and Finance Director meet with department heads to discuss submissions. |
| April   | City Manager finalizes budget and prepares budget message.   |
| May     | Budget Committee meets to receive budget, hear public comment and approve budget. Property tax levy set.                       |
| June    | Public hearing is held on the budget. City council adopts budget, sets appropriations and levies property taxes.               |

During the fiscal year, circumstances may require expenses to be paid that were not budgeted or the city may receive revenue it did not plan for in its budget. A supplemental budget is required to pay additional expenses and spend the extra revenue. The supplemental budget must be adopted and appropriated before any additional money can be spent.

Adopting a supplemental budget will not involve the budget committee. After publishing a notice of the regular meeting at which the supplemental budget will be adopted, the governing body may adopt the supplemental budget by resolution if the expenditures are less than 10 percent of the annual budget fund being adjusted. If the expenditures are more, the governing body must publish the supplemental budget notice and hold a special hearing.



# FUND ORGANIZATION AND INTER-FUND APPROPRIATIONS

## FUND ORGANIZATION

The accounts of the city are organized on the basis of funds and account groups. Each is considered a separate accounting entity. The operations of each fund are accounted for with a separate set of self-balancing accounts that comprise its assets, liabilities, fund equity, revenues, and expenditures, or expenses, as appropriate. Government resources are allocated to and accounted for in individual funds based upon the purpose for which they are to be spent and the means by which spending activities are controlled.

The governmental accounting system gives rise to a great deal of confusion for the individual not directly associated with the required accounting systems. A multiple fund structure provides an accuracy of reporting and control of expenditures unsurpassed for the type of activities which this government must undertake. This positive side more than compensates for the overstatement of total outlays and the multiple accounting in cumulative recaps of total budget which the system forces.

## INTER-FUND APPROPRIATIONS

The best example of the overstatement of the budget is in the interaction between funds included in the relationship between the general fund, the street fund and the reserve fund in the expenditure of roadway construction or overlay funds. State reporting requirements call for the inclusion of all street related costs in the street fund, it is necessary for us to include the appropriations we make each year to the reserve for roadway construction to be included in the street fund. The gasoline tax is not always sufficient to cover the costs of our total efforts in street maintenance and improvement, so we must appropriate a transfer from the general fund to balance the street fund. The actual expenditure of roadway improvements occurs in the reserve fund.

This complicated interaction requires the city to anticipate revenues in the general fund, appropriate the necessary funds to the street fund, anticipate the revenue in the street fund and appropriate the transfer to the reserve fund, as well as anticipate the revenue and appropriate for the expenditures in the reserve fund. Because the expenses for roadway improvements are beyond the ability of our local government to complete in any one year, the reserve appropriation will reflect the current transfer and the accumulated balances designed to accomplish the projects identified in the roadway capital improvement plan.

Due to this interaction of funds, the same funds are identified as an expense three times and a revenue three times. This inflation of the total budget is an unfortunate side impact which occurs with fund accounting.

The Hermiston budget is divided into separate funds, each with independent revenue sources and appropriations. The fund structure is determined by the specific reporting needs of our governing body and the need to report accurate and timely information to the community. The City's funds and their descriptions are listed below.

- Bonded Debt Fund (02): This fund accounts for certain outstanding general obligation bonds of the city. This fund is required by Oregon statutes to account for the proceeds of the general obligation bonds issued for street, water and wastewater treatment improvements.
- General Fund (03): The general fund provides for the accounting of all revenues and

expenditures not specifically categorized into a separate fund. It is the most diverse and largest of the city's funds. It is also the source for the inter-fund transfers necessary to augment the operations of our other functions. The general fund departments are as follows:

City Council	Building Inspections	Recreation
City Manager/Legal	Parks	Community Center
Finance	Parks/Utility Landscaping	Harkenrider Center
City Planning	Municipal Pool	Public Safety Center
Court	Municipal Buildings	Police Operations
Transportation	Library	Non-Departmental
Airport		

- State Street Tax Fund (04): This is the fund where all gasoline tax revenues are deposited as required by Oregon state law to ensure that they will be used for street and roadway repair, maintenance and improvement. This fund is exclusively supported from the gasoline tax and a general fund subsidy when necessary. The expenditures accounted for in the fund are the labor, equipment, materials and contracted services necessary to maintain and improve the roadway surfaces and storm drainage system of the city.
- Transient Room Tax Fund (05): This fund is used to receipt revenues collected from the city's transient room tax and tourism promotion assessment for appropriations to be made for economic, community and other development activities. The balance of the transient room tax revenues are appropriated directly to community center management and operational costs, pool operation, TRT/Recreation programs reserve and Parks & Recreation Development reserve.
- Utility Fund (06): This is an enterprise fund financed from user fees for water and recycled water use and connection charges to the system. Expenditures of this fund include all personnel, equipment, materials, and contracted services necessary to maintain and improve the water, sewer, and recycled water systems of the city. The fund is responsible for all debt applicable to utility operations.
- Reserve Fund (08): This fund is used to accumulate money for long-term goals and projects of the City. Financed directly by appropriations from the operating funds and with limited revenues directly from small reimbursement projects, the reserve fund has been the major single fiscal tool which has provided the City with the stability and multiple year appropriations necessary to manage a small community in difficult financial times. The reserve fund allows the accumulation of resources to accomplish specifically authorized goals contained in the resolution which must be adopted to establish each account.
- Miscellaneous Special Revenue Fund (11): This fund is used to account for certain pass-through payments related to payroll and surcharges due to the state.
- Hermiston Energy Services Fund (13): This fund is financed from user fees for electrical use and other charges to the system. Expenditures in this fund include all personnel, equipment, materials, and contracted services necessary to maintain and improve the electrical system of the city. This enterprise fund is also responsible for all necessary debt payments of the electrical system.
- Regional Water Fund (15): This fund is an operating enterprise fund with expenditures including all personnel, equipment, materials and contracted services necessary to operate the Regional Water System. This system supplies water from the Columbia River to a few

users. Most of these customers use raw, non-potable water though there are a couple of users that use a small amount of potable water.

- Christmas Express Special Revenue Fund (19): This fund is used to account for amounts designated for annual Christmas Express activities.
- Law Enforcement Special Revenue Fund (20): This fund is used to account for amounts designated by the City for law enforcement and related purposes.
- Library Special Revenue Fund (21): This fund is used to account for amounts designated by the City for library operations and improvements.
- Greater Hermiston Enterprise Zone Project Fund (23): This fund is used to accumulate fee revenue received through multi-year Greater Hermiston Enterprise Zone (GHEZ) agreements with businesses locating in the GHEZ. This fund allows for the accumulation of resources to accomplish the economic and community development goals of the GHEZ sponsors (City of Hermiston and Umatilla County).
- Eastern Oregon Trade and Event Center (EOTEC) Operations (25): This fund is used to account for revenues and expenditures relating to the operation of the City's EOTEC.
- IT (26): This fund is used to account for revenues and expenditures related to the City's IT Department and the contractual services it also provides to other agencies.
- 2016 Full Faith & Credit Obligation-Electric (33): This fund was used to track the proceeds from the sale of the bonds used to finance capital improvements for the City's Electric System.
- 2017 Full Faith & Credit Obligation-Sewer & Water (34): This fund was used to track the proceeds from the sale of bonds used to finance capital improvements to the City's Water and Sewer system.
- 2017 Full Faith & Credit Obligation-HURA (35): This fund is used to track funds from the sale of bonds used to finance projects described in the Hermiston Urban Renewal Agency Plan.
- 2017 Full Faith & Credit Obligation-TPA (36): This fund is used to track proceeds from the sale of bonds used to finance capital improvements in the initial construction of the Eastern Oregon Trade and Event Center.
- City Hall Construction Fund (37): This fund was used to track funds in constructing the new city hall.
- Local Improvement District Fund (38): This fund is used to track funds related to the construction of improvements in the South Hermiston Industrial Park (SHIP) as well as funds related to the assessments attached to properties in the SHIP.

# FINANCIAL POLICIES

## ACCOUNTING AND FINANCIAL REPORTING POLICIES

- 1) The City will comply with Generally Accepted Accounting Principles (GAAP) as promulgated by the Governmental Accounting Standards Board (GASB) and the Government Finance Officers Association (GFOA); Oregon Revised Statutes relating to Municipal finance; and prevailing federal, state and local statutes and regulations.
- 2) The City prepares a Comprehensive Annual Financial Report (CAFR) and annually submits its CAFR to the GFOA's "Certificate of Achievement for Excellence in Financial Reporting" program.
- 3) Monthly financial reports showing revenue and expenditure activity for each fund are distributed to the City Manager and City Council.
- 4) A system of internal controls and procedures is maintained to provide reasonable assurance of the safeguarding of assets and proper recording of financial transactions and compliance with applicable laws and regulations.
- 5) The City maintains accounting records by fund. Per GAAP, proprietary funds will use the accrual basis of accounting and government funds use the modified accrual basis of accounting. Changes in the basis of accounting is explained in the budget message for the year in which the change is planned.
- 6) In accordance with Oregon Administrative Rules, the City has its accounts and fiscal affairs audited annually in accordance with generally accepted auditing standards (GAAS) as promulgated by the American Institute of Certified Public Accountants (AICPA).
- 7) Full disclosure is provided in the financial statements and bond representations.

# TAX HISTORY

Fiscal Year	Tax Levy Submitted	Inside 6%	Outside 6%	G.O. Bond Issues	Bancroft Bond Issues	Population
1930-31	6,250.00	6,250.00				608
1940-41	6,385.00	6,385.00				803
1950-51	15,878.00	15,878.00				3,804
1960-61	76,225.00	19,300.00	56,924.41			4,402
1970-71	148,877.00	148,877.00				4,893
1980-81	954,165.00	290,279.64	632,836.36	31,049.00		9,408
1981-82	1,108,206.15	308,456.12	765,272.03	34,478.00		9,700
1982-83	1,099,425.00	327,333.00	738,423.00	33,669.00		9,630
1983-84	1,099,379.00	347,133.00	719,760.00	32,486.00		9,835
1984-85	1,113,565.00	1,200,000.00		31,304.00		9,890
1985-86	1,230,121.00	1,200,000.00		30,121.00		9,914
1986-87	1,302,872.00	1,272,000.00		30,872.00		9,890
1987-88	1,379,397.00	1,113,845.00		30,517.00	235,035.00	9,870
1988-89	1,434,572.00	1,232,192.00		32,220.00	170,160.00	9,860
1989-90	1,518,092.00	1,349,416.00		26,055.00	142,599.00	9,860
1990-91	1,552,821.00	1,430,380.00		16,192.00	106,249.00	10,075
1991-92	1,615,733.00	1,517,691.00		9,497.00	88,545.00	10,075
1992-93	1,621,089.00	1,609,186.00		11,903.00		10,045
1993-94	1,717,630.00	1,706,249.00		11,381.00		10,215
1994-95	2,258,724.00	1,809,960.00		448,764.00		10,332
1995-96	1,991,044.00	1,929,161.00		61,883.00		10,605
1996-97	2,417,024.00	2,045,797.00		371,227.00		11,061
1997-98	2,574,503.00	2,169,858.00		404,645.00		11,340

## (Permanent Operating Tax Rate \$6.0860/\$1,000)

Fiscal Year	Taxable Value	Operating Rate	Operating Tax	Bond Rate	Bond Tax	Total Tax Imposed	Population
1999-00	368,557,070	4.8894	1,802,010	1.0950	403,570	2,205,580	12,165
2000-01	405,856,680	4.8894	1,984,230	0.9565	389,150	2,373,380	12,425
2001-02	467,733,020	4.8894	2,286,839	0.7475	349,631	2,321,802	13,560
2002-03	494,029,220	4.8894	2,415,342	0.7265	358,911	2,774,253	14,120
2003-04	526,243,480	5.0841	2,676,555	0.6948	365,826	3,042,381	14,540
2004-05	561,341,500	5.0841	2,854,052	0.6749	378,912	3,232,964	14,700
2005-06	589,997,120	5.0841	2,998,901	0.6480	382,318	3,381,219	15,025
2006-07	644,683,321	6.0860	3,869,614	0.1706	109,982	3,979,596	15,410
2007-08	669,241,051	6.0860	4,030,551	0.4958	331,810	4,362,361	15,780
2008-09	705,153,815	6.0860	4,291,566	0.4817	339,672	4,631,238	16,080
2009-10	745,218,903	6.0860	4,472,692	0.5234	390,386	4,863,078	16,215
2010-11	761,094,614	6.0860	4,549,684	0.5087	387,168	4,936,852	16,745
2011-12	783,138,675	6.0860	4,634,210	0.4638	363,219	4,997,429	16,865
2012-13	805,177,490	6.0860	4,754,795	0.3485	280,677	5,035,472	16,995
2013-14	807,543,485	6.0860	4,751,445	0.3983	322,009	5,073,454	17,240
2014-15	855,270,682	6.0860	5,028,975	0.3771	322,138	5,351,113	17,385
2015-16	875,887,405	6.0860	5,161,713	0.2981	260,880	5,422,593	17,520
2016-17	905,529,534	6.0860	5,207,617	0.2878	260,032	5,467,649	17,730
2017-18	960,618,883	6.0860	5,588,854	0.3444	329,430	5,918,284	17,985
2018-19	999,411,597	6.0860	5,777,329	0.3240	320,581	6,097,910	18,200
2019-20	1,055,903,439	6.0860	6,143,220	0.3029	316,722	6,459,942	18,415
2020-21	1,099,637,983	6.0860	6,464,309	0.2871	315,811	6,780,120	18,775
2021-22	1,153,197,631	6.0860	6,714,700	0.2745	311,700	7,026,400	19,696

## PERSONNEL DISTRIBUTION

	2022-23 Actual	2023-24 Proposed	2023-24 Approved	2023-24 Adopted
<b>General Fund-03</b>				
Mayor	1.00	1.00		
Councilors	8.00	8.00		
City Manager	1.00	1.00		
Assistant City Manager	1.00	1.00		
Executive Secretary/City Recorder	1.00	1.00		
HR Specialist	1.00	1.00		
City Attorney	1.00	1.00		
Planning Director	1.00	1.00		
Asst. City Planner/Asst. City Recorder	1.00	1.00		
Code Enforcement Officer	1.00	1.00		
Finance Director	1.00	1.00		
Sr. Financial Analyst	1.00	1.00		
Customer Service Rep	3.00	3.00		
Municipal Judge (.33 FTE)	0.33	0.33		
Court Administrator	1.00	1.00		
Court Clerk	2.00	2.00		
Building Official	1.00	1.00		
Asst. Building Official/Inspector	1.00	1.00		
Building Inspector	0.50	0.50		
Office Coordinator	1.00	1.00		
Parks & Recreation Director	1.00	1.00		
Senior General Clerical	1.00	1.00		
Parks Manager	1.00	1.00		
Park Facility- Lead Worker	2.00	2.00		
Seasonal Parks Maintenance	4.00	4.00		
Recreation Coordinator	3.00	2.00		
Swim Pool (10 FTE)	10.00	10.00		
Summer Park Program (5 FTE)	5.00	5.00		
Buildings Supervisor	1.00	1.00		

	2022-23 Actual	2023-24 Proposed	2023-24 Approved	2023-24 Adopted
<b>General Fund-03</b>				
Library Director	1.00	1.00		
Assistant Library Director	1.00	1.00		
Librarian II	1.00	1.00		
Senior Library Assistant	2.50	2.33		
Library Assistants	3.50	3.28		
Police Chief	1.00	1.00		
Administrative Captain	1.00	1.00		
Operations Captain	1.00	1.00		
Police Lieutenant	1.00	1.00		
Police Sergeants	4.00	4.00		
Detectives	4.00	4.00		
Communications Manager	1.00	1.00		
Patrol Officers	11.00	14.00		
Patrol Corporal	5.00	5.00		
School Resource Officer	3.00	3.00		
Records Specialists	3.00	3.00		
<b>Fund Total FTE</b>	<b>100.83</b>	<b>102.44</b>		
	2022-23 Actual	2023-24 Proposed	2023-24 Approved	2023-24 Adopted
<b>Street Fund-04</b>				
Street Superintendent	1.00	1.00		
Municipal Lead Service Worker	0.00	1.00		
Mechanic/Municipal Svc. Worker	1.00	1.00		
Municipal Worker I	2.50	2.00		
Municipal Worker II	1.00	1.00		
Contract Municipal Worker	1.14	0.00		
<b>Fund Total FTE</b>	<b>6.64</b>	<b>6.00</b>		

	2022-23 Actual	2023-24 Proposed	2023-24 Approved	2023-24 Adopted
<b>Utility Fund-06</b>				
Recycled Water Superintendent	1.00	1.00		
Recycled Water Chief Operator	1.00	1.00		
Senior General Clerical	1.00	1.00		
Recycled Water Lab Technician	1.00	1.00		
Recycled Water Utility Worker	6.50	7.00		
Water Superintendent	1.00	1.00		
Water Chief Operator	1.00	1.00		
Water Utility Worker	6.00	7.00		
Meter Tech	1.00	0.00		
<b>Fund Total FTE</b>	<b>19.50</b>	<b>20.00</b>		
	2022-23 Actual	2023-24 Proposed	2023-24 Approved	2023-24 Adopted
<b>Hermiston Energy Services-13</b>				
Electric General Manager	1.00	1.00		
<b>Fund Total FTE</b>	<b>1.00</b>	<b>1.00</b>		
<b>EOTEC Operations-25</b>				
General Manager	1.00	1.00		
Operations Manager	1.00	1.00		
Office Manager	.50	0.50		
Seasonal/Temporary	2.86	2.86		
<b>Fund Total FTE</b>	<b>5.36</b>	<b>5.36</b>		
<b>IT-26</b>				
Director	1.00	1.00		
Senior Engineer	1.00	1.00		
Systems/Network Engineer	1.00	1.00		
Desktop Support	3.00	4.00		
<b>Fund Total FTE</b>	<b>6.00</b>	<b>7.00</b>		
<b>City-wide Total</b>	<b>139.33</b>	<b>141.80</b>		



**THIS PAGE IS LEFT  
INTENTIONALLY BLANK**



*Where Life is Sweet*

# CONSOLIDATED REVENUES AND EXPENDITURES BY FUND

## REVENUES BY FUND

Consolidated Revenues by Fund

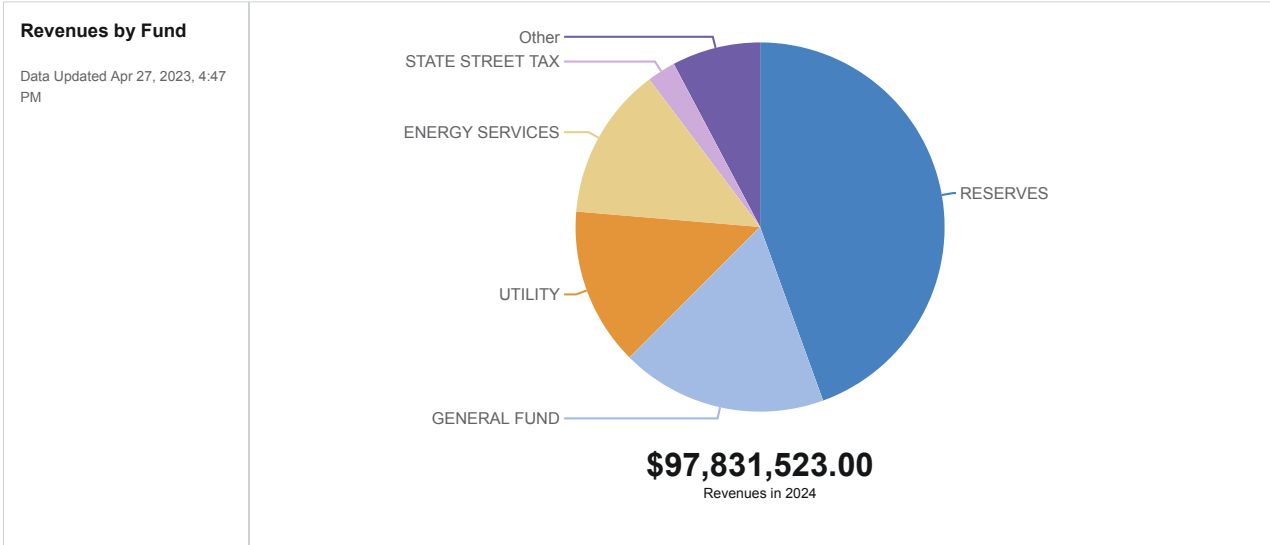
	2020-21 Actual	2021 - 22 Actual	2022-23 Budget	2023-24 Proposed
(08) RESERVES	\$5,504,186	\$5,562,970	\$22,873,083	\$43,494,331
(03) GENERAL FUND	\$13,411,623	\$16,452,620	\$17,857,838	\$17,648,665
(13) ENERGY SERVICES	\$10,230,356	\$10,390,514	\$12,495,134	\$13,113,053
(06) UTILITY	\$10,066,070	\$10,409,096	\$11,806,391	\$13,537,397
(37) CITY HALL CONSTRUCTION FUND	\$9,675,123	\$54	\$1,842,936	\$0
(04) STATE STREET TAX	\$1,799,797	\$1,906,909	\$2,004,007	\$2,450,581
(15) REGIONAL WATER	\$1,180,431	\$1,212,664	\$1,874,653	\$1,890,428
(23) GREATER-HERMISTON ENTERPRISE ZONE PROJECT FUND	\$1,000,043	\$950,013	\$1,648,699	\$1,648,699
(05) TRANSIENT ROOM TAX	\$833,963	\$1,128,274	\$998,800	\$1,144,600
(25) EOTEC OPERATIONS	\$663,636	\$591,892	\$956,316	\$838,044
(02) BONDED DEBT	\$478,082	\$518,840	\$634,018	\$626,677
(26) IT	\$0	\$0	\$806,000	\$1,270,034
(38) LOCAL IMPROVEMENT DISTRICT	\$585,000	\$348,763	\$61,000	\$0
(92) HURA FUND	\$221,664	\$251,891	\$0	\$0
(11) MISCELLANEOUS SPECIAL REVENUE	\$127,620	\$63,144	\$141,000	\$70,000
(20) LAW ENFORCEMENT SPECIAL REV	\$19,595	\$20,524	\$84,014	\$36,014
(19) CHRISTMAS EXPRESS SPEC REVENUE	\$31,018	\$25,151	\$35,000	\$30,000
(21) LIBRARY SPECIAL REVENUE	\$4,753	\$8,396	\$33,000	\$33,000
<b>TOTAL</b>	<b>\$55,832,959</b>	<b>\$49,841,713</b>	<b>\$76,151,889</b>	<b>\$97,831,523</b>

# REVENUES BY CATEGORY

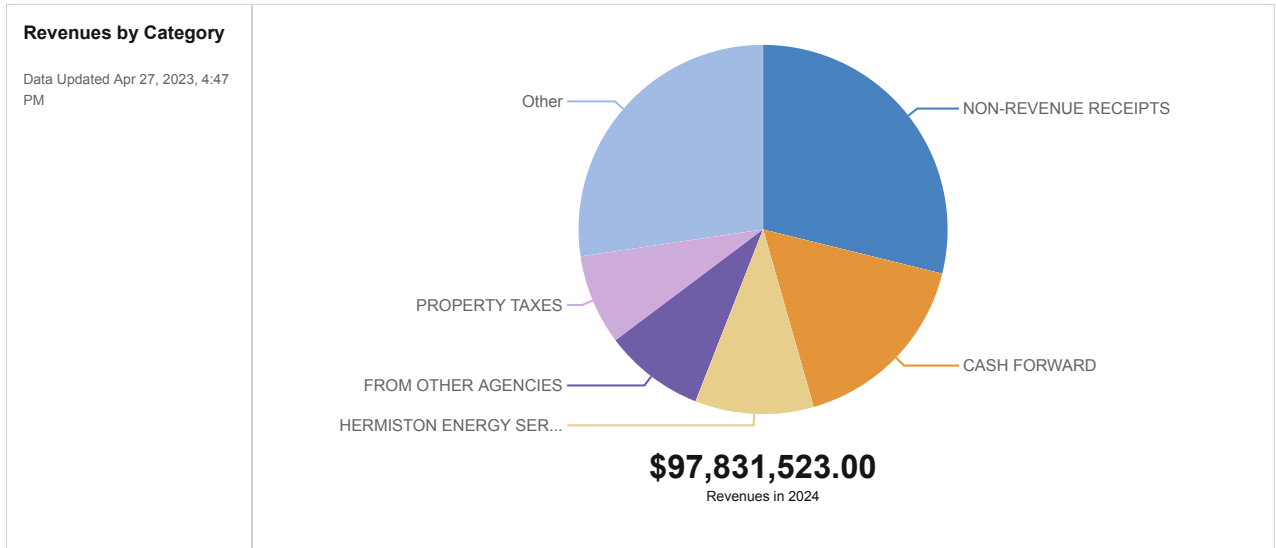
**Consolidated Revenues by Category**

	2020-21 Actual	2021 - 22 Actual	2022-23 Budget	2023-24 Proposed
<b>NON-REVENUE RECEIPTS</b>	\$10,550,986	\$384,843	\$5,666,900	\$28,219,400
<b>HERMISTON ENERGY SERVICES SERVICE CHARGES</b>	\$9,711,134	\$10,432,455	\$9,800,000	\$10,158,995
<b>FROM OTHER AGENCIES</b>	\$4,807,275	\$7,379,514	\$13,698,193	\$8,597,626
<b>CASH FORWARD</b>	\$0	\$0	\$14,432,581	\$16,370,237
<b>TRANSFERS FROM</b>	\$7,120,331	\$6,922,700	\$7,457,899	\$7,594,772
<b>PROPERTY TAXES</b>	\$6,812,750	\$7,220,124	\$7,248,830	\$7,743,470
<b>SERVICE CHARGES</b>	\$4,492,993	\$5,243,863	\$5,334,285	\$5,891,684
<b>RECYCLED WATER SERVICE CHARGES</b>	\$4,901,026	\$5,066,101	\$5,178,000	\$5,526,000
<b>WATER SERVICE CHARGES</b>	\$5,001,248	\$4,982,160	\$5,220,000	\$5,220,000
<b>LICENSES &amp; FRANCHISES</b>	\$1,604,950	\$1,480,042	\$1,434,800	\$1,468,300
<b>MISCELLANEOUS REVENUE</b>	\$471,636	\$507,150	\$207,001	\$559,639
<b>FINES &amp; PENALTIES</b>	\$293,789	\$400,878	\$400,000	\$400,000
<b>INTEREST</b>	\$64,840	-\$178,115	\$73,400	\$81,400
<b>TOTAL</b>	<b>\$55,832,959</b>	<b>\$49,841,713</b>	<b>\$76,151,889</b>	<b>\$97,831,523</b>

# REVENUES BY FUND



# REVENUE BY CATEGORY CHART



## CONSOLIDATED REVENUES AND EXPENDITURES BY CATEGORY

### EXPENDITURES BY FUND

**Consolidated Expenditures by Fund**

	2020-21 Actual	2021 - 22 Actual	2022-23 Budget	2023-24 Proposed
(08) RESERVES	\$3,325,061	\$4,825,920	\$22,873,083	\$43,494,331
(03) GENERAL FUND	\$14,825,283	\$15,170,251	\$17,857,838	\$17,648,665
(13) ENERGY SERVICES	\$9,885,629	\$10,123,293	\$12,495,134	\$13,113,053
(06) UTILITY	\$8,760,037	\$9,449,663	\$11,806,391	\$13,537,397
(37) CITY HALL CONSTRUCTION FUND	\$2,366,854	\$7,465,579	\$1,842,936	\$0
(04) STATE STREET TAX	\$1,855,651	\$1,634,359	\$2,004,007	\$2,450,581
(15) REGIONAL WATER	\$1,064,982	\$1,099,715	\$1,874,653	\$1,890,428
(90) GOVERNMENT WIDE ACTIVITIES	\$2,213,504	\$2,428,857	\$0	\$0
(23) GREATER-HERMISTON ENTERPRISE ZONE PROJECT FUND	\$318,360	\$887,125	\$1,648,699	\$1,648,699
(05) TRANSIENT ROOM TAX	\$797,654	\$1,074,232	\$998,800	\$1,144,600
(25) EOTEC OPERATIONS	\$689,360	\$722,859	\$956,316	\$838,044
(38) LOCAL IMPROVEMENT DISTRICT	\$239,608	\$2,439,695	\$61,000	\$0
(02) BONDED DEBT	\$524,619	\$533,105	\$634,018	\$626,677
(26) IT	\$0	\$0	\$806,000	\$1,270,034
(92) HURA FUND	\$374,051	\$311,473	\$0	\$0
(11) MISCELLANEOUS SPECIAL REVENUE	\$171,395	\$208,800	\$141,000	\$70,000
(20) LAW ENFORCEMENT SPECIAL REV	\$28,054	\$37,944	\$84,014	\$36,014
(19) CHRISTMAS EXPRESS SPEC REVENUE	\$18,203	\$19,129	\$35,000	\$30,000
(21) LIBRARY SPECIAL REVENUE	\$2,005	\$6,122	\$33,000	\$33,000
<b>TOTAL</b>	<b>\$47,460,308</b>	<b>\$58,438,121</b>	<b>\$76,151,889</b>	<b>\$97,831,523</b>

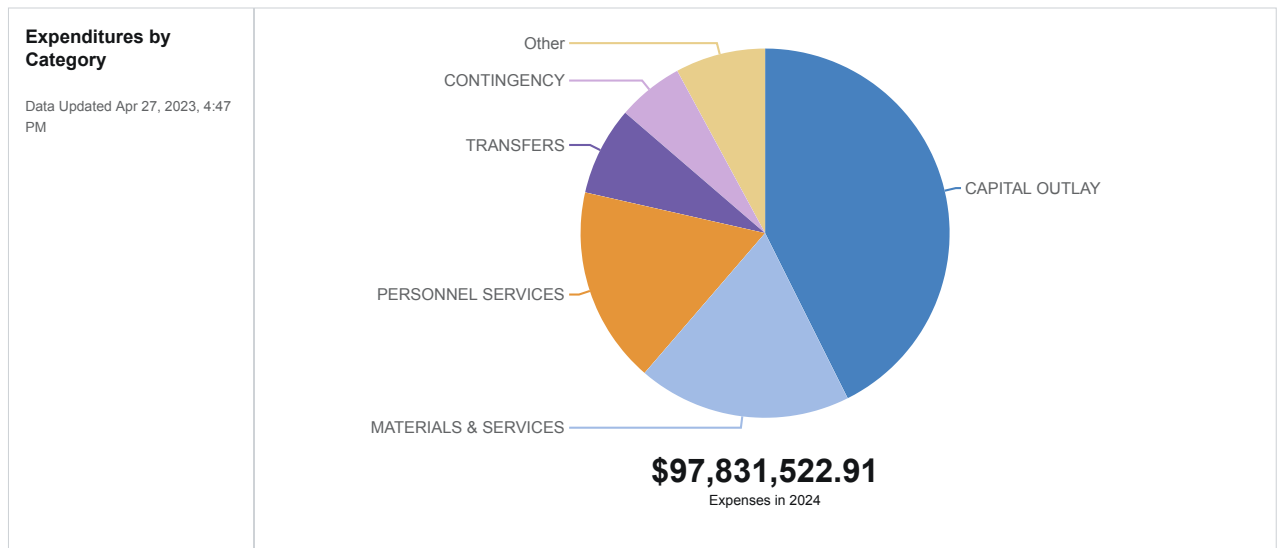
# EXPENDITURES BY CATEGORY

## Consolidated Expenditures by Category

	2020-21 Actual	2021 - 22 Actual	2022-23 Budget	2023-24 Proposed
<b>CAPITAL OUTLAY</b>	\$7,904,241	\$16,621,183	\$22,547,702	\$41,693,804
<b>MATERIALS &amp; SERVICES</b>	\$15,930,338	\$16,896,590	\$18,534,249	\$18,296,947
<b>PERSONNEL SERVICES</b>	\$12,171,987	\$13,102,543	\$15,714,008	\$16,849,028
<b>TRANSFERS</b>				
(06-6310-4425) RES-UTILITY CONSTRUCTION	\$1,312,000	\$1,312,000	\$1,312,000	\$690,536
(06-6320-4420) RES-CIP WATER PROJECTS	\$670,000	\$670,000	\$1,058,140	\$941,000
(03-8810-4414) RES-CIP STREET CONSTRUCTION	\$530,424	\$503,440	\$450,000	\$450,000
(05-8810-4418) TRANSFER TO GEN FUND	\$342,165	\$509,610	\$468,750	\$400,000
(23-6300-4445) TRANSFER TO GENERAL FUND	\$55,576	\$459,625	\$577,825	\$460,825
(23-6300-4420) TRANS TO UTILITY-NE WATER TOWE	\$162,784	\$377,500	\$377,500	\$377,500
(06-6310-4695) TRANS TO GENERAL FUND	\$297,900	\$297,900	\$312,679	\$380,700
(06-6320-4695) TRANS TO GENERAL FUND	\$259,800	\$259,800	\$272,906	\$347,200
(03-8810-4695) TRANS TO BONDED DEBT FUND 2	\$170,709	\$208,819	\$208,819	\$216,720
(15-8810-4430) RES-REPAIR & REPLACEMENT	\$200,000	\$200,000	\$200,000	\$200,000
(13-6350-4660) TRANS TO GENERAL FUND	\$157,800	\$157,800	\$165,690	\$171,850
(03-8810-4436) RES-PENNEY AVE	\$0	\$50,000	\$0	\$596,000
(03-8810-4720) TRANSFER TO CITY HALL CONST	\$0	\$0	\$645,000	\$0
(06-6310-4426) RES-SANITARY SEWER DEPT EQUIP	\$160,000	\$160,000	\$160,000	\$160,000
(04-6250-4695) TRANS TO GENERAL FUND	\$156,780	\$156,780	\$164,619	\$160,800
(03-8810-4710) TRANSFER TO LID FUND	\$585,000	\$0	\$0	\$0
(38-8300-4420) TRANSFER TO GENERAL FUND	\$0	\$585,000	\$0	\$0
(04-6250-4402) RES-STREET EQUIPMENT	\$111,610	\$150,000	\$0	\$250,000
(08-7290-4610) TRANS. TO HES FUND-RSA	\$500,000	\$0	\$0	\$0
(05-8810-4422) TRANSFER TO EOTEC/TPA	\$102,587	\$125,956	\$105,000	\$125,000
(04-6250-4420) RES-NEW STREET BUILDING	\$55,650	\$175,000	\$85,701	\$128,731
(04-6250-4414) RES-CIP STREET CONSTRUCTION	\$439,000	\$0	\$0	\$0
(03-8810-4715) TRANSFER TO IT FUND	\$0	\$0	\$157,000	\$192,800
(15-8810-4435) TRANS TO GENERAL FUND	\$56,400	\$56,400	\$59,220	\$90,850
(05-8810-4419) TRANSFER TO RES-TOURISM	\$49,272	\$73,384	\$67,500	\$72,000
(05-8810-4415) TRANSFER TO RES-PARK DEV	\$49,272	\$73,384	\$67,500	\$72,000
(13-6350-4470) RES - HES IMPROVEMENTS	\$0	\$0	\$0	\$200,000
(03-8810-4432) RES-COMMUNITY ENHANCEMENTS	\$100,000	\$100,000	\$0	\$0
(08-7294-4420) TRANSFER TO EOTEC	\$0	\$0	\$0	\$165,000
(23-6300-4440) TRANS TO RES-FUNLAND REBUILD	\$100,000	\$50,000	\$0	\$0
(08-7234-4426) TRANSFER TO GENERAL FUND	\$0	\$0	\$0	\$150,000
(26-6450-4695) TRANS TO GEN FUND-OH COSTS	\$0	\$0	\$0	\$145,650
(08-7239-4426) TRANSFER TO GENERAL FUND	\$0	\$0	\$0	\$134,810
(11-7400-4420) TRANS TO GENERAL FUND	\$44,438	\$44,213	\$44,000	\$0
(03-6400-4415) RES-AIRPORT IMPROVEMENTS	\$100,000	\$15,000	\$15,000	\$0
(08-7250-4424) TRANS TO GENERAL	\$128,843	\$0	\$0	\$0
(03-8810-4428) RES - FUNLAND	\$106,280	\$0	\$0	\$0
(05-8810-4423) TRANSFER TO EOTEC/TRT	\$0	\$0	\$0	\$100,000
(23-6300-4441) TRANS TO RES-PARKS	\$0	\$0	\$50,000	\$50,000
(03-7130-4420) TRANS TO RES-HPD VEH UPFITTING	\$20,000	\$20,000	\$20,000	\$20,000
(08-7241-4424) TRANSFER TO STREET FUND	\$39,453	\$39,453	\$0	\$0
(04-6250-4418) RES-BICYCLE TRAILS	\$13,500	\$14,500	\$14,500	\$14,500
(25-6450-4695) TRANS TO GEN FUND-OH COSTS	\$0	\$0	\$0	\$55,350
(06-6310-4442) TRANSFER TO IT FUND	\$0	\$0	\$29,000	\$23,700
(05-8810-4424) TRANSFER TO LID	\$0	\$50,000	\$0	\$0
(05-8810-4421) TRANSFER TO RES- HFAC	\$8,212	\$12,231	\$11,250	\$12,000
(03-8810-4433) RES-CITY HALL IMPROVEMENTS	\$35,427	\$0	\$0	\$0
(06-6320-4442) TRANSFER TO IT FUND	\$0	\$0	\$15,000	\$14,900
(03-6400-4420) RES- AIRPORT HANGAR CONST	\$5,400	\$7,200	\$7,200	\$0
(03-7130-4430) TRANS TO RES- HPD EQUIPMENT	\$4,000	\$4,000	\$4,000	\$4,000
(04-6250-4615) TRANS TO IT FUND	\$0	\$0	\$4,000	\$9,000

	2020-21 Actual	2021 - 22 Actual	2022-23 Budget	2023-24 Proposed
(25-6450-4442) TRANSFER TO IT FUND	\$0	\$0	\$0	\$9,000
(11-7400-4426) TRANS TO LAW ENF SPEC REV	\$1,660	\$3,705	\$3,000	\$0
(13-6350-4665) TRANS TO IT FUND	\$0	\$0	\$5,000	\$2,350
(08-7268-4210) GEER RD WATER LINE LOOP	\$0	\$4,344	\$0	\$0
<b>TRANSFERS TOTAL</b>	<b>\$7,131,941</b>	<b>\$6,927,044</b>	<b>\$7,137,799</b>	<b>\$7,594,772</b>
<b>DEBT SERVICE</b>	<b>\$4,196,506</b>	<b>\$4,553,595</b>	<b>\$4,740,243</b>	<b>\$4,537,809</b>
<b>CONTINGENCY</b>	<b>\$0</b>	<b>\$196,702</b>	<b>\$6,295,480</b>	<b>\$5,663,755</b>
<b>SPECIAL PAYMENTS</b>	<b>\$125,296</b>	<b>\$140,465</b>	<b>\$64,000</b>	<b>\$2,080,000</b>
<b>RESERVE FOR FUTURE EXPENDITURE</b>	<b>\$0</b>	<b>\$0</b>	<b>\$1,118,408</b>	<b>\$1,115,408</b>
<b>TOTAL</b>	<b>\$47,460,308</b>	<b>\$58,438,121</b>	<b>\$76,151,889</b>	<b>\$97,831,523</b>

## EXPENDITURES BY CATEGORY





*Where Life is Sweet*

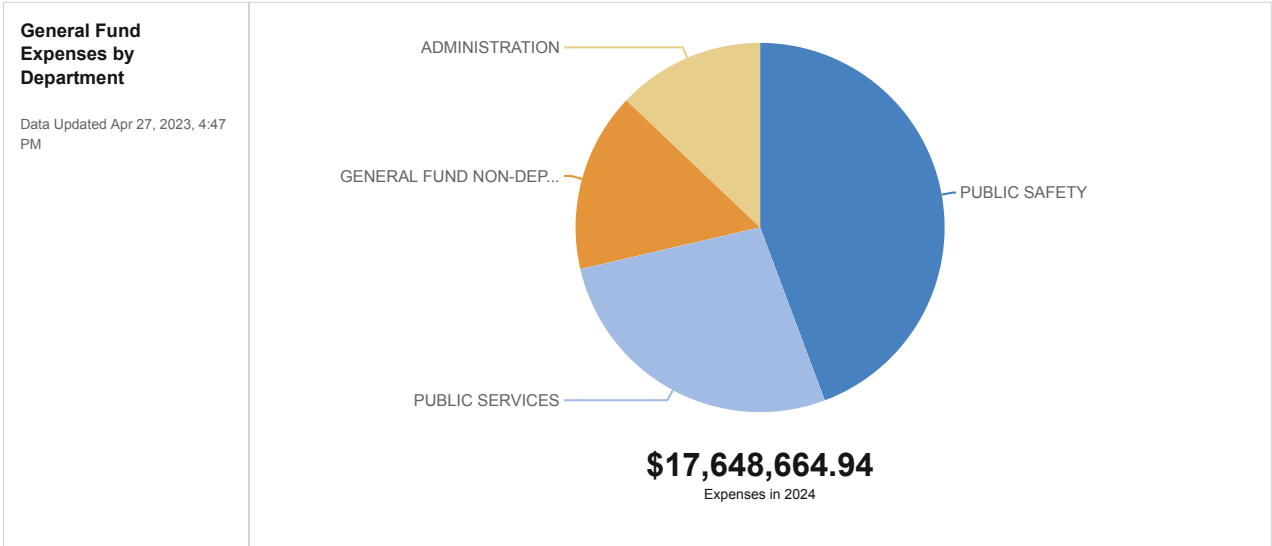
## GENERAL FUND

### MISSION AND FUND DESCRIPTION

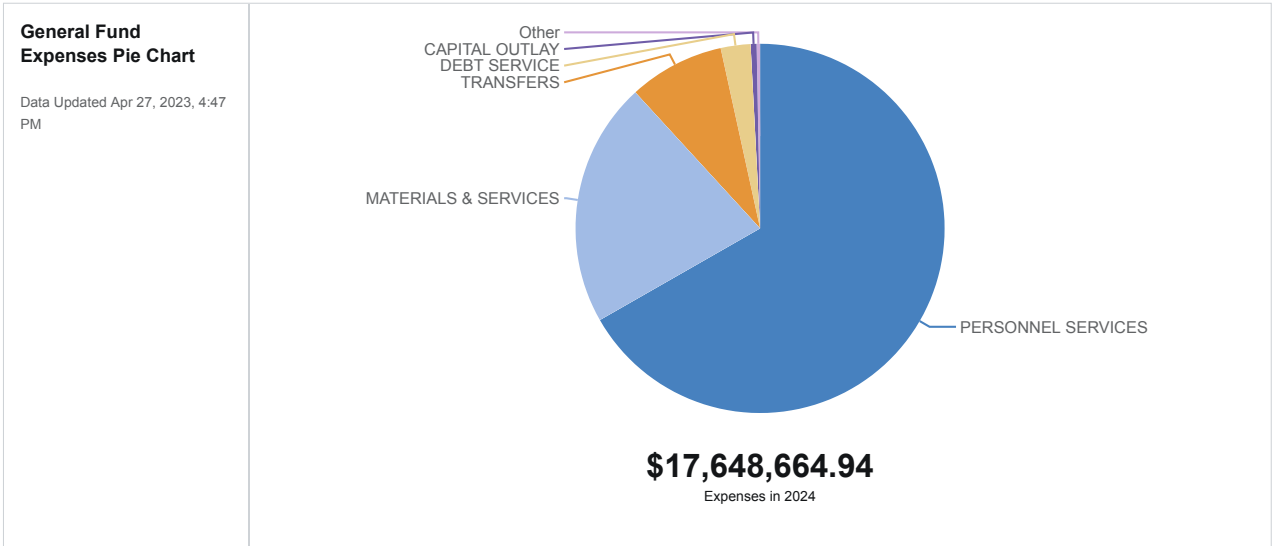
As the name implies, the general fund provides for the accounting of all revenues and expenditures not specifically categorized into a separate fund structure. The general fund is the most diverse and the largest of the City's funds. In accord with the continuing policies of the community, the general fund is the source for the inter-fund transfers necessary to augment the operations of our other functions. The general fund is the source for inter-fund transfers to the reserve fund system, the street fund, and is the direct source for the City's smaller capital outlay projects related to the departments and functions accounted in the fund. The general fund departments are categorized as:

- City Council
- City Manager/Legal
- City Planning
- Finance
- Transportation
- Airport
- Building Inspections
- Parks
- Parks/Utility Landscape
- Municipal Pool
- Municipal Buildings
- Library
- Recreation
- Community Center
- Harkenrider Center
- Court
- Public Safety
- Police
- Audit & Others
- Unappropriated Balance

# GENERAL FUND EXPENDITURES



# GENERAL FUND EXPENDITURES BY CATEGORY





# GENERAL FUND RESOURCES

## General Fund Resources

	2020-21 Actual	2021 - 22 Actual	2022-23 Budget	2023-24 Proposed
<b>PROPERTY TAXES</b>				
(03-3010-110) PROPERTY TAXES	\$6,096,617	\$6,567,430	\$6,859,150	\$7,351,990
(03-3010-210) DELINQUENT TAXES	\$171,000	\$90,781	\$68,200	\$74,000
(03-3015-160) HEAVY EQUIPMENT RENTAL TAX	\$16,098	\$0	\$4,000	\$0
<b>PROPERTY TAXES TOTAL</b>	<b>\$6,283,714</b>	<b>\$6,658,211</b>	<b>\$6,931,350</b>	<b>\$7,425,990</b>
<b>FROM OTHER AGENCIES</b>				
(03-3015-935) FEDERAL ARP ACT FUNDING	\$0	\$1,974,824	\$1,973,000	\$0
(03-3015-120) LIQUOR APPORTIONMENT	\$363,038	\$362,170	\$360,000	\$390,000
(03-3015-900) STATE REVENUE SHARING	\$245,626	\$243,353	\$250,000	\$250,000
(03-3015-625) STATE TAXI GRANT	\$165,037	\$150,734	\$102,500	\$172,500
(03-3015-930) OREGON CARES ACT FUNDING	\$541,325	\$0	\$0	\$0
(03-3015-680) YOUTH RECREATION GRANT	\$200,000	\$0	\$200,000	\$0
(03-3015-620) COUNTY TAXI GRANT	\$48,086	\$29,472	\$66,000	\$187,501
(03-3015-671) FEDERAL POLICE GRANT	\$0	\$0	\$82,000	\$41,000
(03-3015-575) SUMMER LUNCH PROG GRANT-FEDERA	\$10,949	\$14,129	\$30,000	\$30,000
(03-3015-681) PARKS GRANTS - PRIVATE	\$0	\$82,500	\$0	\$0
(03-3015-965) WEST END COMMUNITY DEVELOPMENT	\$2,500	\$11,000	\$24,000	\$36,000
(03-3015-150) CIGARETTE TAX	\$17,677	\$16,161	\$15,000	\$15,000
(03-3015-510) COMMUNITY GRANTS	\$20,000	\$1,026	\$0	\$0
(03-3015-860) SAIF - REIMBURSEMENTS	\$0	\$3,678	\$0	\$0
(03-3015-576) SUMMER LUNCH PROG GRANT-STATE	\$143	\$173	\$500	\$500
<b>FROM OTHER AGENCIES TOTAL</b>	<b>\$1,614,381</b>	<b>\$2,889,220</b>	<b>\$3,103,000</b>	<b>\$1,122,501</b>
<b>SERVICE CHARGES</b>				
(03-3016-255) SANITARY DISPOSAL REVENUE	\$355,284	\$372,552	\$350,000	\$400,000
(03-3016-245) SCHOOL DISTRICT CONTRACT	\$284,153	\$312,878	\$321,000	\$321,000
(03-3016-225) CONSTRUCTION PERMIT FEES	\$277,693	\$334,513	\$196,000	\$196,000
(03-3016-285) POOL INCOME	\$135,858	\$360,250	\$200,000	\$250,000
(03-3016-224) PLAN REVIEW/SPL INSP FEE	\$204,554	\$222,852	\$175,000	\$175,000
(03-3016-260) AIRPORT GAS & OIL SALES	\$135,441	\$179,759	\$225,000	\$160,000
(03-3016-240) DISTRICT LIBRARY CONTRACT	\$160,376	\$170,849	\$125,000	\$150,000
(03-3016-295) PARK & RECREATION FEE	\$58,048	\$150,603	\$120,000	\$150,000
(03-3016-270) AIRPORT LEASE INCOME	\$84,507	\$59,362	\$50,000	\$60,000
(03-3016-226) ELECTRICAL PERMITS	\$43,254	\$54,618	\$40,000	\$80,000
(03-3016-222) PLUMBING PERMITS	\$49,771	\$65,812	\$40,000	\$40,000
(03-3016-300) COMMUNITY CENTER REVENUE	\$11,604	\$47,508	\$65,000	\$65,000
(03-3016-228) PLAN REVIEW/INSP FEE-UMATILLA	\$129,865	\$1,720	\$0	\$30,000
(03-3016-250) SENIOR TAXI TICKET SALES	\$31,600	\$35,725	\$35,900	\$38,000
(03-3016-256) SANIT DISP REV-SPRING CLEANUP	\$13,666	\$14,328	\$13,000	\$13,000
(03-3016-241) UMATILLA CO FIRE DIST CONTRACT	\$12,000	\$12,000	\$12,000	\$12,000
(03-3016-231) HERMISTON CITY TAXI-WORK	\$7,825	\$10,821	\$13,400	\$13,400
(03-3016-233) HERMISTON PLUS TAXI	\$1,610	\$8,315	\$14,500	\$14,500
(03-3016-230) LIBRARY FEES & CHARGES	\$5,615	\$5,036	\$8,000	\$8,000
(03-3016-232) HERMISTON ZIP TAXI	\$4,469	\$4,972	\$4,500	\$4,500
(03-3019-245) LIBRARY MISC & RENTAL REVENUE	\$101	\$1,000	\$1,000	\$1,000
(03-3016-210) TRT/ COMMUNITY CTR 28%	\$2,369	\$0	\$0	\$0
(03-3016-234) WEST-END TAXI	\$180	\$360	\$0	\$0
(03-3016-235) UMATILLA TAXI TICKET SALES	\$40	\$0	\$0	\$0
<b>SERVICE CHARGES TOTAL</b>	<b>\$2,009,883</b>	<b>\$2,425,832</b>	<b>\$2,009,300</b>	<b>\$2,181,400</b>
<b>TRANSFERS FROM</b>				
(03-3020-740) TRANS FROM UTILITY FUND	\$557,700	\$557,700	\$585,585	\$727,900
(03-3020-785) TRANSFER FROM ENTERPRISE ZONE PROJECT FUND	\$55,576	\$459,625	\$577,825	\$460,825
(03-3020-730) TRANS FROM TRT-POOL	\$205,299	\$305,766	\$281,250	\$300,000
(03-3020-725) TRANS FROM ENERGY SERVICES	\$157,800	\$157,800	\$165,690	\$171,850
(03-3020-745) TRANS FROM STREET FUND	\$156,780	\$156,780	\$164,619	\$160,800
(03-3020-735) TRANS FROM TRT- EVENT FACILITI	\$136,866	\$203,844	\$187,500	\$100,000
(03-3020-790) TRANSFER FROM LID	\$0	\$585,000	\$0	\$0

	2020-21 Actual	2021 - 22 Actual	2022-23 Budget	2023-24 Proposed
(03-3020-780) TRANS FROM RESERVE FUND	\$128,843	\$0	\$0	\$284,810
(03-3020-775) TRANS FROM REGIONAL WATER	\$56,400	\$56,400	\$59,220	\$90,850
(03-3020-787) TRANSFER FROM IT	\$0	\$0	\$0	\$145,650
(03-3020-750) TRANS FROM MISC SPEC REV FUND	\$44,438	\$44,213	\$44,000	\$0
(03-3020-786) TRANSFER FROM EOTEC	\$0	\$0	\$0	\$55,350
<b>TRANSFERS FROM TOTAL</b>	<b>\$1,499,702</b>	<b>\$2,527,128</b>	<b>\$2,065,689</b>	<b>\$2,498,035</b>
<b>LICENSES &amp; FRANCHISES</b>				
(03-3012-105) H E S IN LIEU OF TAXES	\$636,269	\$710,124	\$672,000	\$737,000
(03-3012-115) U E C A FRANCHISE	\$409,659	\$348,722	\$400,000	\$400,000
(03-3012-140) CHARTER FRANCHISE	\$369,222	\$197,819	\$200,000	\$150,000
(03-3012-120) NATURAL GAS FRANCHISE	\$150,482	\$185,253	\$125,000	\$140,000
(03-3012-150) MISC. FRANCHISES	\$12,381	\$16,106	\$10,000	\$13,000
(03-3012-130) CENTURY LINK TELE FRANCHISE	\$12,988	\$10,298	\$10,000	\$10,000
(03-3012-125) EO TELECOM FRANCHISE	\$8,748	\$5,810	\$10,000	\$10,000
(03-3012-260) DOG LICENSE & BOARD	\$2,722	\$3,710	\$2,500	\$3,000
(03-3012-240) MOBILE VENDOR LICENSE	\$1,500	\$1,500	\$2,000	\$2,000
(03-3012-110) P P & L FRANCHISE	\$0	\$0	\$2,500	\$2,500
(03-3012-270) LIQUOR PERMIT LICENSE	\$730	\$700	\$800	\$800
(03-3012-210) TAXI FRANCHISE	\$250	\$0	\$0	\$0
<b>LICENSES &amp; FRANCHISES TOTAL</b>	<b>\$1,604,950</b>	<b>\$1,480,042</b>	<b>\$1,434,800</b>	<b>\$1,468,300</b>
<b>CASH FORWARD</b>				
(03-3099-100) CASH FORWARD	\$0	\$0	\$1,746,699	\$327,439
<b>CASH FORWARD TOTAL</b>	<b>\$0</b>	<b>\$0</b>	<b>\$1,746,699</b>	<b>\$327,439</b>
<b>NON-REVENUE RECEIPTS</b>				
(03-3018-303) INTERFUND LOAN PROCEEDS - HES	\$0	\$0	\$0	\$680,000
(03-3018-302) INTERFUND LOAN PROCEEDS - WAT	\$0	\$0	\$0	\$680,000
(03-3018-301) INTERFUND LOAN PROCEEDS - RW	\$0	\$0	\$0	\$680,000
(03-3018-450) FEDERAL REIMBURSEMENT (FEMA)	\$28,864	\$0	\$0	\$0
<b>NON-REVENUE RECEIPTS TOTAL</b>	<b>\$28,864</b>	<b>\$0</b>	<b>\$0</b>	<b>\$2,040,000</b>
<b>FINES &amp; PENALTIES</b>				
(03-3013-110) FINES	\$210,762	\$392,013	\$400,000	\$400,000
<b>FINES &amp; PENALTIES TOTAL</b>	<b>\$210,762</b>	<b>\$392,013</b>	<b>\$400,000</b>	<b>\$400,000</b>
<b>MISCELLANEOUS REVENUE</b>				
(03-3019-210) MISCELLANEOUS SALES	\$78,998	\$56,452	\$40,000	\$50,000
(03-3018-610) REIMBURSE DIRECT EXPENSE	\$46,708	\$50,684	\$50,000	\$50,000
(03-3019-100) LAND USE REVIEW FEES	\$19,691	\$21,889	\$15,000	\$15,000
(03-3019-440) DONATIONS-DROWING PREVENTION	\$0	\$1,947	\$0	\$0
<b>MISCELLANEOUS REVENUE TOTAL</b>	<b>\$145,397</b>	<b>\$130,971</b>	<b>\$105,000</b>	<b>\$115,000</b>
<b>INTEREST</b>				
(03-3014-110) INTEREST ON INVESTMENTS	\$13,970	-\$50,798	\$62,000	\$70,000
<b>INTEREST TOTAL</b>	<b>\$13,970</b>	<b>-\$50,798</b>	<b>\$62,000</b>	<b>\$70,000</b>
<b>TOTAL</b>	<b>\$13,411,623</b>	<b>\$16,452,620</b>	<b>\$17,857,838</b>	<b>\$17,648,665</b>

# CONSOLIDATED GENERAL FUND EXPENDITURES BY CATEGORY

Consolidated General Fund Expenditures by Category

	2020-21 Actual	2021 - 22 Actual	2022-23 Budget	2023-24 Proposed
<b>PERSONNEL SERVICES</b>	\$9,067,294	\$9,742,873	\$11,061,701	\$11,778,016
<b>MATERIALS &amp; SERVICES</b>	\$3,644,729	\$3,963,904	\$4,665,024	\$3,785,028
<b>TRANSFERS</b>				
(03-8810-4414) RES-CIP STREET CONSTRUCTION	\$530,424	\$503,440	\$450,000	\$450,000
(03-8810-4695) TRANS TO BONDED DEBT FUND 2	\$170,709	\$208,819	\$208,819	\$216,720
(03-8810-4436) RES-PENNEY AVE	\$0	\$50,000	\$0	\$596,000
(03-8810-4720) TRANSFER TO CITY HALL CONST	\$0	\$0	\$645,000	\$0
(03-8810-4710) TRANSFER TO LID FUND	\$585,000	\$0	\$0	\$0
(03-8810-4715) TRANSFER TO IT FUND	\$0	\$0	\$157,000	\$192,800
(03-8810-4432) RES-COMMUNITY ENHANCEMENTS	\$100,000	\$100,000	\$0	\$0
(03-6400-4415) RES-AIRPORT IMPROVEMENTS	\$100,000	\$15,000	\$15,000	\$0
(03-8810-4428) RES - FUNLAND	\$106,280	\$0	\$0	\$0
(03-7130-4420) TRANS TO RES-HPD VEH UPFITTING	\$20,000	\$20,000	\$20,000	\$20,000
(03-8810-4433) RES-CITY HALL IMPROVEMENTS	\$35,427	\$0	\$0	\$0
(03-6400-4420) RES- AIRPORT HANGAR CONST	\$5,400	\$7,200	\$7,200	\$0
(03-7130-4430) TRANS TO RES- HPD EQUIPMENT	\$4,000	\$4,000	\$4,000	\$4,000
<b>TRANSFERS TOTAL</b>	<b>\$1,657,239</b>	<b>\$908,459</b>	<b>\$1,507,019</b>	<b>\$1,479,520</b>
<b>DEBT SERVICE</b>	\$317,688	\$459,625	\$457,825	\$460,825
<b>CAPITAL OUTLAY</b>	\$138,333	\$95,389	\$113,000	\$92,000
<b>CONTINGENCY</b>	\$0	\$0	\$53,269	\$53,276
<b>TOTAL</b>	<b>\$14,825,283</b>	<b>\$15,170,251</b>	<b>\$17,857,838</b>	<b>\$17,648,665</b>

# CONSOLIDATED GENERAL FUND EXPENDITURES BY DEPARTMENT

## Consolidated General Fund Expenditures

	2020-21 Actual	2021 - 22 Actual	2022-23 Budget	2023-24 Proposed
<b>PUBLIC SAFETY</b>				
(03-7130) POLICE-OPERATIONS	\$5,374,589	\$5,598,333	\$6,300,785	\$7,032,921
(03-5200) COURT	\$522,979	\$541,135	\$835,778	\$733,137
(03-7030) PUBLIC SAFETY CENTER	\$63,472	\$60,592	\$62,000	\$53,000
<b>PUBLIC SAFETY TOTAL</b>	<b>\$5,961,039</b>	<b>\$6,200,060</b>	<b>\$7,198,563</b>	<b>\$7,819,058</b>
<b>PUBLIC SERVICES</b>				
(03-6740) LIBRARY	\$870,359	\$864,376	\$1,028,515	\$1,003,861
(03-6710) PARKS	\$681,341	\$754,185	\$735,081	\$736,975
(03-6750) RECREATION	\$567,588	\$808,562	\$877,059	\$609,596
(03-6500) BUILDING INSPECTIONS	\$460,914	\$461,058	\$603,257	\$572,006
(03-6720) MUNICIPAL POOL	\$299,742	\$563,723	\$599,315	\$578,287
(03-6230) TRANSPORTATION	\$352,806	\$302,029	\$411,800	\$472,000
(03-6400) AIRPORT	\$364,625	\$280,886	\$380,000	\$328,300
(03-6760) COMMUNITY CENTER	\$164,123	\$196,454	\$256,822	\$214,973
(03-6730) MUNICIPAL BUILDINGS	\$132,930	\$138,961	\$145,973	\$150,791
(03-6770) HARKENRIDER CENTER	\$41,186	\$58,726	\$64,264	\$66,008
(03-6715) PARKS/UTILITY LANDSCAPE	\$45,550	\$44,217	\$67,061	\$44,116
<b>PUBLIC SERVICES TOTAL</b>	<b>\$3,981,165</b>	<b>\$4,473,179</b>	<b>\$5,169,146</b>	<b>\$4,776,911</b>
<b>GENERAL FUND NON-DEPARTMENTAL</b>	<b>\$3,063,236</b>	<b>\$2,477,228</b>	<b>\$3,288,587</b>	<b>\$2,774,921</b>
<b>ADMINISTRATION</b>				
(03-4210) CITY MANAGER/LEGAL	\$1,091,628	\$1,145,305	\$1,031,513	\$1,059,519
(03-4300) FINANCE	\$568,926	\$617,638	\$659,029	\$697,192
(03-4400) CITY PLANNING	\$0	\$2,611	\$443,872	\$464,191
(03-5100) LEGAL COUNSEL	\$125,485	\$213,461	\$0	\$0
(03-4110) CITY COUNCIL	\$33,804	\$40,769	\$67,127	\$56,873
<b>ADMINISTRATION TOTAL</b>	<b>\$1,819,843</b>	<b>\$2,019,784</b>	<b>\$2,201,541</b>	<b>\$2,277,775</b>
<b>TOTAL</b>	<b>\$14,825,283</b>	<b>\$15,170,251</b>	<b>\$17,857,838</b>	<b>\$17,648,665</b>

# CITY COUNCIL

## MISSION STATEMENT

To lead the community by formulating policy and giving guidance and support to enhance Hermiston.

## DEPARTMENT DESCRIPTION

Hermiston uses a “Council-Manager” form of government, similar to the large majority of Oregon cities. In a Council-Manager form of government, all powers of the city are vested in the City Council. The Council, made up of 9 elected Hermiston residents, ultimately decides whether or not the City will take an action on matters concerning the city. The Council hires a City Manager, to manage all of the day-to-day decisions.

The City Council budget provides for the payment of our elected officials. The rates of pay are \$100 per month for councilors and \$250 per month for the mayor. The mayor and council are the policy leaders of all of the City of Hermiston, and each of the operating and capital outlay areas identified in this budget.

## CITY COUNCIL DETAILED EXPENDITURES

### City Council Detailed Expenditures

	2020-21 Actual	2021 - 22 Actual	2022-23 Budget	2023-24 Proposed
<b>MATERIALS &amp; SERVICES</b>				
(03-4110-2920) DUES & MEMBERSHIP	\$13,993	\$14,898	\$17,000	\$17,000
(03-4110-2240) TRAVEL & TRAINING	\$1,003	\$5,662	\$30,000	\$20,000
(03-4110-3207) FOOD & MISCELLANEOUS	\$4,270	\$5,259	\$5,000	\$5,000
<b>MATERIALS &amp; SERVICES TOTAL</b>	<b>\$19,266</b>	<b>\$25,818</b>	<b>\$52,000</b>	<b>\$42,000</b>
<b>PERSONNEL SERVICES</b>				
SALARY & WAGES	\$12,200	\$12,600	\$12,600	\$12,600
RETIREMENT	\$1,427	\$1,435	\$1,363	\$1,159
SOCIAL SECURITY	\$933	\$964	\$964	\$964
UNEMPLOYMENT INSURANCE	\$0	\$0	\$88	\$88
PAID LEAVE OREGON	\$0	\$0	\$100	\$50
ACCIDENT INSURANCE	-\$22	-\$49	\$11	\$11
<b>PERSONNEL SERVICES TOTAL</b>	<b>\$14,539</b>	<b>\$14,951</b>	<b>\$15,127</b>	<b>\$14,873</b>
<b>TOTAL</b>	<b>\$33,804</b>	<b>\$40,769</b>	<b>\$67,127</b>	<b>\$56,873</b>

# CITY MANAGER/LEGAL DEPARTMENT

## MISSION STATEMENT

With the help of fellow employees, to accomplish policy objectives and activity priorities established by the Mayor and City Council, to provide Mayor and City Council with the information and communications needed to facilitate the decision making process and to provide the leadership and guidance among fellow employees of the city such that we may always take pride in the worth of the public services we perform, rendering those services to the very best of our individual and collective abilities.

## DEPARTMENT DESCRIPTION

The City Manager/Legal Department works with the City Council, citizens, regulatory agencies, the planning commission, developers, property owners, outside agencies, other elected officials and city staff to ensure effective management of the city's operations as well as purposeful management of the city's growth.

The City Attorney provides legal advice with regards to city operations. The city attorney attends City Council and Leadership Team meetings, attends City Planning Commission meetings as requested, and prepares legal documents, including ordinances, resolutions, and public contracts, as requested.

# CITY MANAGER/LEGAL DETAILED EXPENDITURES

### City Manager/Legal

	2020-21 Actual	2021 - 22 Actual	2022-23 Budget	2023-24 Proposed
<b>PERSONNEL SERVICES</b>				
SALARY & WAGES	\$665,403	\$682,102	\$604,214	\$630,029
RETIREMENT	\$180,618	\$195,479	\$169,083	\$184,626
MEDICAL, DENTAL & LIFE INS	\$149,820	\$151,305	\$125,920	\$128,995
SOCIAL SECURITY	\$48,700	\$49,966	\$46,633	\$48,450
EMPR CONTRIB DEFERRED COMP	\$2,513	\$2,585	\$3,300	\$3,300
LONG TERM DISABILITY	\$0	\$0	\$3,500	\$3,583
PAID LEAVE OREGON	\$0	\$0	\$2,500	\$2,533
ACCIDENT INSURANCE	\$1,761	\$1,843	\$587	\$570
OVERTIME	\$714	\$834	\$0	\$0
UNEMPLOYMENT INSURANCE	-\$1,663	-\$6,688	\$4,276	\$4,433
<b>PERSONNEL SERVICES TOTAL</b>	<b>\$1,047,865</b>	<b>\$1,077,426</b>	<b>\$960,013</b>	<b>\$1,006,519</b>
<b>MATERIALS &amp; SERVICES</b>				
(03-4210-2240) TRAVEL & TRAINING	\$3,985	\$14,219	\$21,000	\$15,000
(03-4210-2950) MISCELLANEOUS CONTRACTUAL	\$7,200	\$6,585	\$10,000	\$10,000
(03-4210-2160) LABOR NEGOTIATIONS	\$0	\$0	\$20,000	\$10,000
(03-4210-3207) FOOD & MISCELLANEOUS	\$3,254	\$11,608	\$7,000	\$7,000
(03-4210-3101) OFFICE SUPPLIES	\$8,670	\$9,337	\$3,000	\$3,000
(03-4210-2920) DUES & MEMBERSHIP	\$4,777	\$3,457	\$5,000	\$5,000
(03-4210-2960) NUISANCE ABATEMENT	\$4,652	\$5,516	\$0	\$0
(03-4210-2320) LEGAL PUBLICATIONS	\$3,945	\$2,496	\$1,000	\$1,000
(03-4210-2940) LEASED VEHICLES	\$1,886	\$5,658	\$0	\$0
(03-4210-2520) TELEPHONE	\$1,672	\$1,667	\$2,000	\$2,000
(03-4210-2910) CLEANING AND PAINTING	\$655	\$4,292	\$0	\$0
(03-4210-3215) MOTOR VEHICLE FUEL & OIL	\$1,542	\$1,911	\$1,000	\$0
(03-4210-2210) POSTAGE	\$1,479	\$988	\$500	\$0
(03-4210-2660) REPAIRS-MOTOR VEHICLES	\$0	\$0	\$750	\$0
(03-4210-3216) MOTOR VEHICLE PARTS	\$13	\$146	\$250	\$0
<b>MATERIALS &amp; SERVICES TOTAL</b>	<b>\$43,729</b>	<b>\$67,879</b>	<b>\$71,500</b>	<b>\$53,000</b>
<b>CAPITAL OUTLAY</b>	<b>\$33</b>	<b>\$0</b>	<b>\$0</b>	<b>\$0</b>
<b>TOTAL</b>	<b>\$1,091,628</b>	<b>\$1,145,305</b>	<b>\$1,031,513</b>	<b>\$1,059,519</b>

# CITY PLANNING DEPARTMENT

## MISSION STATEMENT

Working as a team, the planning department insures orderly urban growth. The department seeks to create an environment where all parties gain from the development process; whether through protection of property rights, creating a livable environment, or overall residential and economic development.

## DEPARTMENT DESCRIPTION

With a full-time staff of three, the planning department administers the day-to-day land use planning actions of the city. The department works with the City Council, planning commission, developers, property owners, outside agencies, and city staff to ensure orderly development. The department also maintains and administers the city's land use ordinances and comprehensive plan. Code enforcement duties fall within the planning office's jurisdiction.

# CITY PLANNING DETAILED EXPENDITURES

## City Planning Expenditures

	2020-21 Actual	2021 - 22 Actual	2022-23 Budget	2023-24 Proposed
<b>PERSONNEL SERVICES</b>				
SALARY & WAGES	\$0	\$0	\$245,921	\$257,311
RETIREMENT	\$0	\$0	\$73,112	\$79,761
MEDICAL, DENTAL & LIFE INS	\$0	\$0	\$51,592	\$52,822
SOCIAL SECURITY	\$0	\$0	\$18,846	\$19,684
UNEMPLOYMENT INSURANCE	\$0	\$0	\$1,738	\$1,801
LONG TERM DISABILITY	\$0	\$0	\$1,400	\$1,463
PAID LEAVE OREGON	\$0	\$0	\$1,000	\$1,029
ACCIDENT INSURANCE	\$0	\$0	\$814	\$870
<b>PERSONNEL SERVICES TOTAL</b>	<b>\$0</b>	<b>\$0</b>	<b>\$394,422</b>	<b>\$414,741</b>
<b>MATERIALS &amp; SERVICES</b>				
(03-4400-2960) NUISANCE ABATEMENT	\$0	\$2,463	\$16,800	\$16,800
(03-4400-2950) MISCELLANEOUS CONTRACTUAL	\$0	\$0	\$9,000	\$11,100
(03-4400-2940) LEASED VEHICLES	\$0	\$0	\$9,000	\$9,000
(03-4400-3101) OFFICE SUPPLIES	\$0	\$0	\$4,000	\$4,000
(03-4400-2320) LEGAL PUBLICATIONS	\$0	\$149	\$4,000	\$2,000
(03-4400-3215) MOTOR VEHICLE FUEL & OIL	\$0	\$0	\$1,750	\$3,750
(03-4400-2210) POSTAGE	\$0	\$0	\$1,500	\$1,000
(03-4400-2520) TELEPHONE	\$0	\$0	\$1,000	\$500
(03-4400-2910) CLEANING AND PAINTING	\$0	\$0	\$1,200	\$0
(03-4400-3216) MOTOR VEHICLE PARTS	\$0	\$0	\$500	\$500
(03-4400-2240) TRAVEL & TRAINING	\$0	\$0	\$300	\$300
(03-4400-2920) DUES & MEMBERSHIP	\$0	\$0	\$200	\$200
(03-4400-3207) FOOD & MISCELLANEOUS	\$0	\$0	\$100	\$200
(03-4400-3214) MINOR/SAFETY EQUIP	\$0	\$0	\$100	\$100
<b>MATERIALS &amp; SERVICES TOTAL</b>	<b>\$0</b>	<b>\$2,611</b>	<b>\$49,450</b>	<b>\$49,450</b>
<b>TOTAL</b>	<b>\$0</b>	<b>\$2,611</b>	<b>\$443,872</b>	<b>\$464,191</b>

# FINANCE DEPARTMENT

## MISSION STATEMENT

To maintain the financial stability of the community, promote a service-oriented government and provide prompt, courteous, and friendly services to the residents of the community.

## DEPARTMENT DESCRIPTION

The finance department is responsible for accounting, budgeting, accounts payable, accounts receivable, investment management, debt management, risk management, information technology, grant management, utility billing, and customer service.

# FINANCE DETAILED EXPENDITURES

### Finance Detailed Expenditures

	2020-21 Actual	2021 - 22 Actual	2022-23 Budget	2023-24 Proposed
<b>PERSONNEL SERVICES</b>				
SALARY & WAGES	\$357,962	\$390,160	\$410,040	\$428,607
RETIREMENT	\$84,784	\$106,176	\$110,865	\$121,809
MEDICAL, DENTAL & LIFE INS	\$84,179	\$78,866	\$79,200	\$81,123
SOCIAL SECURITY	\$26,588	\$29,085	\$31,383	\$32,811
LONG TERM DISABILITY	\$0	\$0	\$2,400	\$2,438
PAID LEAVE OREGON	\$0	\$0	\$1,700	\$1,716
UNEMPLOYMENT INSURANCE	-\$650	-\$3,446	\$2,872	\$3,002
ACCIDENT INSURANCE	\$319	\$351	\$369	\$386
EMPR CONTRIB DEFERRED COMP	\$109	\$111	\$200	\$300
<b>PERSONNEL SERVICES TOTAL</b>	<b>\$553,291</b>	<b>\$601,303</b>	<b>\$639,029</b>	<b>\$672,192</b>
<b>MATERIALS &amp; SERVICES</b>				
(03-4300-3101) OFFICE SUPPLIES	\$4,809	\$10,019	\$6,500	\$9,500
(03-4300-2240) TRAVEL & TRAINING	\$3,759	\$808	\$5,000	\$7,000
(03-4300-2210) POSTAGE	\$1,856	\$1,498	\$2,500	\$4,000
(03-4300-2680) REPAIRS-OFFICE EQUIPMENT	\$2,370	\$1,289	\$2,500	\$1,500
(03-4300-2920) DUES & MEMBERSHIP	\$1,770	\$1,768	\$2,000	\$2,000
(03-4300-2520) TELEPHONE	\$1,030	\$859	\$1,500	\$1,000
(03-4300-3207) FOOD & MISCELLANEOUS	\$42	\$93	\$0	\$0
<b>MATERIALS &amp; SERVICES TOTAL</b>	<b>\$15,635</b>	<b>\$16,334</b>	<b>\$20,000</b>	<b>\$25,000</b>
<b>TOTAL</b>	<b>\$568,926</b>	<b>\$617,638</b>	<b>\$659,029</b>	<b>\$697,192</b>



# LEGAL DEPARTMENT

## MISSION STATEMENT

To provide prompt legal services to the City Council, City Manager, and operating departments as required.

## DEPARTMENT DESCRIPTION

The Office of City Attorney provides legal advice to city operations. The city attorney attends City Council and Leadership Team meetings, attends City Planning Commission meetings as requested, and prepares legal documents, including ordinances, resolutions, and public contracts, as requested.

The labor negotiations attorney represents the city in union labor negotiations and may provide advice on other labor matters.

## LEGAL DETAILED EXPENDITURES

### Legal Detailed Expenditures

	2020-21 Actual	2021 - 22 Actual	2022-23 Budget	2023-24 Proposed
<b>MATERIALS &amp; SERVICES</b>				
(03-5100-2130) OTHER PROFESSIONAL SERVICES	\$119,900	\$34,648	\$0	\$0
(03-5100-2160) LABOR NEGOTIATIONS	\$4,500	\$21,591	\$0	\$0
(03-5100-3101) OFFICE SUPPLIES	\$250	\$2,800	\$0	\$0
(03-5100-2240) TRAVEL & TRAINING	\$450	\$1,480	\$0	\$0
(03-5100-3102) MAGAZINE, MAP, PAMPHLET	\$385	\$0	\$0	\$0
<b>MATERIALS &amp; SERVICES TOTAL</b>	<b>\$125,485</b>	<b>\$60,519</b>	<b>\$0</b>	<b>\$0</b>
<b>PERSONNEL SERVICES</b>	\$0	\$152,869	\$0	\$0
<b>CAPITAL OUTLAY</b>				
(03-5100-4305) OFFICE EQUIPMENT	\$0	\$73	\$0	\$0
<b>CAPITAL OUTLAY TOTAL</b>	<b>\$0</b>	<b>\$73</b>	<b>\$0</b>	<b>\$0</b>
<b>TOTAL</b>	<b>\$125,485</b>	<b>\$213,461</b>	<b>\$0</b>	<b>\$0</b>

# CONSOLIDATED ADMINISTRATIVE SERVICES

## Consolidated Administration

	2020-21 Actual	2021 - 22 Actual	2022-23 Budget	2023-24 Proposed
(03-4210) CITY MANAGER/LEGAL	\$1,091,628	\$1,145,305	\$1,031,513	\$1,059,519
(03-4300) FINANCE	\$568,926	\$617,638	\$659,029	\$697,192
(03-4400) CITY PLANNING	\$0	\$2,611	\$443,872	\$464,191
(03-5100) LEGAL COUNSEL	\$125,485	\$213,461	\$0	\$0
(03-4110) CITY COUNCIL	\$33,804	\$40,769	\$67,127	\$56,873
<b>TOTAL</b>	<b>\$1,819,843</b>	<b>\$2,019,784</b>	<b>\$2,201,541</b>	<b>\$2,277,775</b>

# CONSOLIDATED ADMINISTRATIVE SERVICES

## By category

### Consolidated Administration Expenditures by Category - Up...

	2020-21 Actual	2021 - 22 Actual	2022-23 Budget	2023-24 Proposed
PERSONNEL SERVICES	\$1,615,695	\$1,846,549	\$2,008,591	\$2,108,325
MATERIALS & SERVICES	\$204,115	\$173,161	\$192,950	\$169,450
CAPITAL OUTLAY	\$33	\$73	\$0	\$0
<b>TOTAL</b>	<b>\$1,819,843</b>	<b>\$2,019,784</b>	<b>\$2,201,541</b>	<b>\$2,277,775</b>

# TRANSPORTATION

## MISSION STATEMENT

To provide quality transportation to members of the community to the maximum extent possible within the fiscal constraints of the City.

## DEPARTMENT DESCRIPTION

This service is provided entirely through 3rd-party contracts. The city subsidizes taxi rides for seniors and disabled residents. The City also collaborates with KAYAK Public Transit to provide a fixed-route bus, which loops through the city on weekdays, by providing local funds to leverage state and federal grant funding. The City also coordinates subsidized taxi rides for community members to get to employment opportunities, however this program is intended to yield no out-of-pocket costs for the City, with a 36/64 cost split between the rider (through fares), and ODOT through STIF (payroll tax) grant funding.

# TRANSPORTATION DETAILED EXPENDITURES

## Transportation Detailed Expenditures

	2020-21 Actual	2021 - 22 Actual	2022-23 Budget	2023-24 Proposed
<b>MATERIALS &amp; SERVICES</b>				
(03-6230-2970) GENERAL CITIZEN TAXI PROGRAM	\$133,199	\$159,763	\$239,800	\$135,000
(03-6230-2980) SENIOR TAXI PROGRAM	\$90,607	\$89,957	\$120,000	\$225,000
(03-6230-2990) BUS PROGRAM	\$125,000	\$51,664	\$50,000	\$50,000
(03-6230-2350) ADVERTISING	\$4,000	\$0	\$0	\$60,000
(03-6230-2310) PRINTING	\$0	\$646	\$2,000	\$2,000
<b>MATERIALS &amp; SERVICES TOTAL</b>	<b>\$352,806</b>	<b>\$302,029</b>	<b>\$411,800</b>	<b>\$472,000</b>
<b>TOTAL</b>	<b>\$352,806</b>	<b>\$302,029</b>	<b>\$411,800</b>	<b>\$472,000</b>

# AIRPORT

## MISSION STATEMENT

To serve as a critical piece of the region's overall transportation infrastructure by operating a high-quality General Aviation Airport which accommodates all private and commercial aviation related uses. To enhance regional economic depth and diversity by providing leasable sites for aviation related businesses, and non-aviation related businesses where appropriate.

## DEPARTMENT DESCRIPTION

Hermiston Municipal Airport is operated on a contract basis through a local Fixed Base Operator (FBO). The FBO provides day-to-day maintenance and operation, but other city departments also provide manpower and assistance on a limited as-needed basis. The airport provides fuel sales, 40+ tie down spaces, two city-owned multi-space hangars, and one open hangar. The Assistant City Manager provides administrative oversight of long-range planning.

# AIRPORT DETAILED EXPENDITURES

## Airport Detailed Expenditures

	2020-21 Actual	2021 - 22 Actual	2022-23 Budget	2023-24 Proposed
<b>MATERIALS &amp; SERVICES</b>				
(03-6400-3215) MOTOR VEHICLE FUEL & OIL	\$130,016	\$137,428	\$190,000	\$160,000
(03-6400-2130) OTHER PROFESSIONAL SERVICES	\$100,782	\$79,755	\$100,000	\$106,000
(03-6400-2450) PROPERTY & LIABILITY INS	\$10,993	\$11,643	\$11,000	\$14,000
(03-6400-2510) ELECTRICITY	\$6,682	\$8,353	\$8,000	\$8,000
(03-6400-2950) MISCELLANEOUS CONTRACTUAL	\$871	\$4,817	\$10,000	\$12,000
(03-6400-2520) TELEPHONE	\$6,589	\$6,331	\$7,000	\$7,000
(03-6400-3208) FUEL-OTHER THAN VEHICLE	\$1,436	\$1,625	\$1,500	\$2,000
(03-6400-3222) PARTS FOR OPERATING EQUIP	\$1,125	\$30	\$2,000	\$2,000
(03-6400-3214) MINOR/SAFETY EQUIP	\$454	\$763	\$1,000	\$1,000
(03-6400-2985) LICENSES & PERMITS	\$75	\$639	\$300	\$300
(03-6400-3204) CLEAN/SANITATION SUPPLIES	\$191	\$226	\$300	\$300
(03-6400-3207) FOOD & MISCELLANEOUS	\$0	\$0	\$500	\$500
(03-6400-3101) OFFICE SUPPLIES	\$12	\$0	\$200	\$200
<b>MATERIALS &amp; SERVICES TOTAL</b>	<b>\$259,225</b>	<b>\$251,610</b>	<b>\$331,800</b>	<b>\$313,300</b>
<b>TRANSFERS</b>				
(03-6400-4415) RES-AIRPORT IMPROVEMENTS	\$100,000	\$15,000	\$15,000	\$0
(03-6400-4420) RES- AIRPORT HANGAR CONST	\$5,400	\$7,200	\$7,200	\$0
<b>TRANSFERS TOTAL</b>	<b>\$105,400</b>	<b>\$22,200</b>	<b>\$22,200</b>	<b>\$0</b>
<b>CAPITAL OUTLAY</b>				
(03-6400-4208) AIRPORT IMPROVEMENTS	\$0	\$7,076	\$26,000	\$15,000
<b>CAPITAL OUTLAY TOTAL</b>	<b>\$0</b>	<b>\$7,076</b>	<b>\$26,000</b>	<b>\$15,000</b>
<b>TOTAL</b>	<b>\$364,625</b>	<b>\$280,886</b>	<b>\$380,000</b>	<b>\$328,300</b>

# BUILDING INSPECTIONS

## MISSION STATEMENT

To provide effective public service for residential and commercial structures through education and safety for the citizens of Hermiston.

## DEPARTMENT DESCRIPTION

The building department assists in negotiation with developers and builders to the extent and character of individual developments as well as in land use compatibility. The building department shall render interpretations pertaining to code and will adopt and enforce rules and supplemental regulations to clarify the application of its provisions. Such interpretations, rules and regulations shall be in conformance with the intent and purpose of the code.

# BUILDING INSPECTIONS DETAILED EXPENDITURES

### Building Inspections Detailed Expenditures

	2020-21 Actual	2021 - 22 Actual	2022-23 Budget	2023-24 Proposed
<b>PERSONNEL SERVICES</b>				
SALARY & WAGES	\$237,077	\$228,417	\$314,299	\$316,317
RETIREMENT	\$75,040	\$68,521	\$95,118	\$102,672
MEDICAL, DENTAL & LIFE INS	\$40,424	\$43,766	\$62,962	\$64,501
SOCIAL SECURITY	\$17,816	\$17,157	\$24,044	\$24,198
ACCIDENT INSURANCE	\$1,824	\$1,615	\$2,584	\$2,585
LONG TERM DISABILITY	\$0	\$0	\$1,800	\$1,800
PAID LEAVE OREGON	\$0	\$0	\$1,300	\$1,265
UNEMPLOYMENT INSURANCE	-\$699	-\$2,310	\$2,200	\$2,214
<b>PERSONNEL SERVICES TOTAL</b>	<b>\$371,483</b>	<b>\$357,165</b>	<b>\$504,307</b>	<b>\$515,553</b>
<b>MATERIALS &amp; SERVICES</b>				
(03-6500-2950) MISCELLANEOUS CONTRACTUAL	\$31,002	\$45,457	\$57,500	\$15,000
(03-6500-2230) CC TRANSACTION FEES	\$16,865	\$19,943	\$13,280	\$13,280
(03-6500-2940) LEASED VEHICLES	\$8,936	\$5,135	\$5,400	\$10,793
(03-6500-3101) OFFICE SUPPLIES	\$12,592	\$2,103	\$2,500	\$2,500
(03-6500-2610) REPAIRS-BUILDINGS	\$5,405	\$12,846	\$1,000	\$0
(03-6500-2240) TRAVEL & TRAINING	\$3,686	\$1,070	\$3,500	\$3,000
(03-6500-2520) TELEPHONE	\$2,507	\$3,184	\$2,400	\$2,400
(03-6500-3215) MOTOR VEHICLE FUEL & OIL	\$2,046	\$2,067	\$2,400	\$3,300
(03-6500-2910) CLEANING & PAINTING	\$2,208	\$2,304	\$3,120	\$880
(03-6500-2510) ELECTRICITY	\$2,434	\$2,980	\$2,400	\$600
(03-6500-2660) REPAIRS-MOTOR VEHICLES	\$37	\$4,906	\$1,000	\$1,000
(03-6500-3208) FUEL-OTHER THAN VEHICLE	\$921	\$1,122	\$1,100	\$600
(03-6500-2920) DUES & MEMBERSHIP	\$373	\$566	\$1,200	\$700
(03-6500-3216) MOTOR VEHICLE PARTS	\$0	\$0	\$1,000	\$1,500
(03-6500-3207) FOOD & MISCELLANEOUS	\$417	\$60	\$400	\$400
(03-6500-2320) LEGAL PUBLICATIONS	\$0	\$0	\$500	\$500
(03-6500-2210) POSTAGE	\$0	\$150	\$250	\$0
<b>MATERIALS &amp; SERVICES TOTAL</b>	<b>\$89,430</b>	<b>\$103,894</b>	<b>\$98,950</b>	<b>\$56,453</b>
<b>TOTAL</b>	<b>\$460,914</b>	<b>\$461,058</b>	<b>\$603,257</b>	<b>\$572,006</b>

# PARKS

## MISSION STATEMENT

The City of Hermiston Parks Division protects, develops and enhances the City's Parks, trails, open spaces, and landscapes for the enjoyment of citizens.

## DEPARTMENT DESCRIPTION

The Parks and Recreation Department is responsible for creating and maintaining diverse recreation programs and facilities for all residents. We strengthen the community through a wide variety recreational opportunities that add to Hermiston's overall quality of life.

# PARKS DETAILED EXPENDITURES

### Parks Detailed Expenditures

	2020-21 Actual	2021 - 22 Actual	2022-23 Budget	2023-24 Proposed
<b>PERSONNEL SERVICES</b>				
SALARY & WAGES	\$311,048	\$322,016	\$344,031	\$336,162
RETIREMENT	\$81,036	\$92,256	\$93,105	\$95,006
MEDICAL, DENTAL & LIFE INS	\$78,939	\$77,365	\$79,273	\$81,554
SOCIAL SECURITY	\$24,111	\$24,901	\$26,332	\$25,730
OVERTIME	\$4,661	\$11,528	\$10,326	\$10,326
ACCIDENT INSURANCE	\$7,280	\$7,165	\$8,330	\$8,139
LONG TERM DISABILITY	\$0	\$0	\$1,700	\$1,684
PAID LEAVE OREGON	\$0	\$0	\$1,400	\$1,345
EMPR CONTRIB DEFERRED COMP	\$114	\$54	\$175	\$175
UNEMPLOYMENT INSURANCE	-\$1,066	-\$3,408	\$2,409	\$2,354
<b>PERSONNEL SERVICES TOTAL</b>	<b>\$506,122</b>	<b>\$531,877</b>	<b>\$567,081</b>	<b>\$562,475</b>
<b>MATERIALS &amp; SERVICES</b>				
(03-6710-2950) MISCELLANEOUS CONTRACTUAL	\$55,137	\$99,161	\$48,000	\$50,000
(03-6710-3201) AG & HORT SUPPLIES	\$32,187	\$26,278	\$28,000	\$28,000
(03-6710-2510) ELECTRICITY	\$14,670	\$17,397	\$20,000	\$20,000
(03-6710-3215) MOTOR VEHICLE FUEL & OIL	\$13,281	\$22,136	\$14,000	\$19,000
(03-6710-3214) MINOR/SAFETY EQUIP	\$19,095	\$14,202	\$19,000	\$14,000
(03-6710-3218) PLUMBING & SEWAGE SUPPLIES	\$14,145	\$10,000	\$10,000	\$10,000
(03-6710-3222) PARTS FOR OPERATING EQUIP	\$11,011	\$4,549	\$8,000	\$8,000
(03-6710-3204) CLEAN/SANITATION SUPPLIES	\$1,911	\$6,124	\$4,500	\$6,000
(03-6710-3203) CHEMICALS	\$3,723	\$2,949	\$5,000	\$6,500
(03-6710-3216) MOTOR VEHICLE PARTS	\$2,771	\$5,979	\$2,500	\$4,000
(03-6710-3217) PAINT & PAINT SUPPLIES	\$3,115	\$3,924	\$4,000	\$4,000
(03-6710-2240) TRAVEL & TRAINING	\$1,327	\$7,860	\$2,500	\$2,500
(03-6710-2520) TELEPHONE	\$1,841	\$1,515	\$2,000	\$2,000
(03-6710-3208) FUEL-OTHER THAN VEHICLE	\$816	\$39	\$500	\$500
(03-6710-2130) OTHER PROFESSIONAL SERVICES	\$190	\$50	\$0	\$0
(03-6710-3300) OVER AND SHORTS	\$0	\$0	\$0	\$0
<b>MATERIALS &amp; SERVICES TOTAL</b>	<b>\$175,218</b>	<b>\$222,163</b>	<b>\$168,000</b>	<b>\$174,500</b>
<b>CAPITAL OUTLAY</b>				
(03-6710-4205) PARK IMPROVEMENTS	\$0	\$145	\$0	\$0
<b>CAPITAL OUTLAY TOTAL</b>	<b>\$0</b>	<b>\$145</b>	<b>\$0</b>	<b>\$0</b>
<b>TOTAL</b>	<b>\$681,341</b>	<b>\$754,185</b>	<b>\$735,081</b>	<b>\$736,975</b>

# PARKS/UTILITY LANDSCAPING

## DEPARTMENT DESCRIPTION

The Park Utilities Division provides landscape maintenance services for the Water and Recycled Water Utility lift stations and reservoirs to include weekly mowing and trimming (as needed), irrigation maintenance and repair and weed control.

## PARKS/UTILITY LANDSCAPING EXPENDITURES

### Parks/Utility Landscaping

	2020-21 Actual	2021 - 22 Actual	2022-23 Budget	2023-24 Proposed
<b>PERSONNEL SERVICES</b>				
SALARY & WAGES	\$19,159	\$19,884	\$36,402	\$18,720
RETIREMENT	\$4,848	\$5,567	\$9,850	\$5,316
SOCIAL SECURITY	\$1,483	\$1,574	\$2,785	\$1,432
OVERTIME	\$224	\$689	\$688	\$688
ACCIDENT INSURANCE	\$452	\$462	\$881	\$453
UNEMPLOYMENT INSURANCE	-\$5	-\$89	\$255	\$131
PAID LEAVE OREGON	\$0	\$0	\$200	\$75
<b>PERSONNEL SERVICES TOTAL</b>	<b>\$26,160</b>	<b>\$28,086</b>	<b>\$51,061</b>	<b>\$26,816</b>
<b>MATERIALS &amp; SERVICES</b>				
(03-6715-3214) MINOR/SAFETY EQUIP	\$4,564	\$7,067	\$4,500	\$4,500
(03-6715-3215) MOTOR VEHICLE FUEL & OIL	\$4,126	\$1,564	\$3,500	\$4,500
(03-6715-3203) CHEMICALS	\$0	\$2,500	\$3,000	\$3,300
<b>MATERIALS &amp; SERVICES TOTAL</b>	<b>\$8,690</b>	<b>\$11,131</b>	<b>\$11,000</b>	<b>\$12,300</b>
<b>CAPITAL OUTLAY</b>				
(03-6715-4312) OTHER EQUIPMENT	\$10,700	\$5,000	\$5,000	\$5,000
<b>CAPITAL OUTLAY TOTAL</b>	<b>\$10,700</b>	<b>\$5,000</b>	<b>\$5,000</b>	<b>\$5,000</b>
<b>TOTAL</b>	<b>\$45,550</b>	<b>\$44,217</b>	<b>\$67,061</b>	<b>\$44,116</b>

# MUNICIPAL POOL

## MISSION STATEMENT

Develop and manage diverse aquatic opportunities that range from basic water safety to water adventure programming. Enhance safety through an effective swim lesson program. Operate the facility as safely and cost-effectively as possible.

## DEPARTMENT DESCRIPTION

The municipal pool operation strives to offer high quality, safe aquatic programming June through August. Staff works to coordinate an extended swim season to accommodate the Hermiston High School swim team, to offer high quality swim instruction for all levels and to monitor/evaluate fees and charges for optimal cost recovery for operations.

# MUNICIPAL POOL DETAILED EXPENDITURES

### Municipal Pool Detailed Expenditures

	2020-21 Actual	2021 - 22 Actual	2022-23 Budget	2023-24 Proposed
<b>PERSONNEL SERVICES</b>				
SALARY & WAGES	\$153,901	\$301,657	\$335,222	\$333,435
RETIREMENT	\$21,627	\$30,451	\$21,349	\$18,904
SOCIAL SECURITY	\$11,411	\$23,008	\$25,646	\$25,510
MEDICAL, DENTAL & LIFE INS	\$17,009	\$15,332	\$15,786	\$12,092
ACCIDENT INSURANCE	\$3,399	\$6,341	\$8,113	\$8,070
UNEMPLOYMENT INSURANCE	-\$22	-\$400	\$2,347	\$2,334
OVERTIME	\$0	\$705	\$1,377	\$1,377
PAID LEAVE OREGON	\$0	\$0	\$1,400	\$1,334
LONG TERM DISABILITY	\$0	\$0	\$300	\$206
EMPR CONTRIB DEFERRED COMP	\$15	\$18	\$25	\$25
<b>PERSONNEL SERVICES TOTAL</b>	<b>\$207,340</b>	<b>\$377,111</b>	<b>\$411,565</b>	<b>\$403,287</b>
<b>MATERIALS &amp; SERVICES</b>				
(03-6720-3203) CHEMICALS	\$15,152	\$27,979	\$35,000	\$33,000
(03-6720-3208) FUEL-OTHER THAN VEHICLE	\$5,407	\$25,278	\$32,500	\$32,500
(03-6720-2510) ELECTRICITY	\$14,758	\$28,444	\$25,000	\$25,000
(03-6720-2950) MISCELLANEOUS CONTRACTUAL	\$16,685	\$22,403	\$30,000	\$18,000
(03-6720-3207) FOOD & MISCELLANEOUS	\$6,011	\$26,900	\$20,000	\$18,000
(03-6720-2450) PROPERTY & LIABILITY INS	\$13,007	\$14,196	\$12,000	\$12,500
(03-6720-2530) INTERNET	\$4,896	\$3,251	\$5,000	\$5,000
(03-6720-3206) ITEMS FOR RESALE	\$4,430	\$2,953	\$4,000	\$4,000
(03-6720-3218) PLUMBING & SEWAGE SUPPLIES	\$255	\$4,814	\$4,000	\$4,500
(03-6720-2240) TRAVEL & TRAINING	\$2,675	\$6,174	\$2,000	\$2,000
(03-6720-3219) RECREATIONAL SUPPLIES	\$2,039	\$2,824	\$3,450	\$3,950
(03-6720-3301) UNIFORMS	\$1,590	\$3,827	\$2,900	\$2,900
(03-6720-3204) CLEAN/SANITATION SUPPLIES	\$1,261	\$3,601	\$2,500	\$3,500
(03-6720-3214) MINOR/SAFETY EQUIP	\$1,309	\$2,391	\$3,000	\$3,000
(03-6720-3101) OFFICE SUPPLIES	\$1,219	\$1,842	\$2,000	\$2,250
(03-6720-3217) PAINT & PAINT SUPPLIES	\$7	\$4,571	\$1,000	\$1,500
(03-6720-2350) ADVERTISING	\$872	\$2,345	\$1,500	\$1,500
(03-6720-2520) TELEPHONE	\$655	\$1,992	\$1,000	\$1,000
(03-6720-2985) LICENSES & PERMITS	\$198	\$330	\$750	\$750
(03-6720-2920) DUES & MEMBERSHIP	\$0	\$304	\$0	\$0
(03-6720-2210) POSTAGE	\$0	\$0	\$100	\$100
(03-6720-3300) OVER AND SHORTS	-\$21	\$64	\$50	\$50
(03-6720-3205) DROWING PREVENTION	\$0	\$128	\$0	\$0
<b>MATERIALS &amp; SERVICES TOTAL</b>	<b>\$92,402</b>	<b>\$186,612</b>	<b>\$187,750</b>	<b>\$175,000</b>
<b>TOTAL</b>	<b>\$299,742</b>	<b>\$563,723</b>	<b>\$599,315</b>	<b>\$578,287</b>



# MUNICIPAL BUILDINGS

## MISSION STATEMENT

The focus of the Municipal Building Supervisor is on preventative, as well as reactionary, maintenance and repair at all city owned buildings including City Hall, Library, Carnegie Library, Public Safety Center, Community Center, Airport, and Harkenrider Center. The mission of the position is to reduce long term costs caused by deferred maintenance, as well as save costs by performing more maintenance and repair work in-house.

## DEPARTMENT DESCRIPTION

The Municipal Building Supervisor is allocated to this fund to avoid allocating costs across multiple individual General Fund Departments. The direct costs of the operations of City Hall are specifically budgeted in this fund. All costs for outside contractors, equipment, supplies, etc., with the exception of City Hall, are allocated to the individual departments when work is done on their individual facilities.

## MUNICIPAL BUILDINGS DETAILED EXPENDITURES

### Municipal Buildings Detailed Expenditures

	2020-21 Actual	2021 - 22 Actual	2022-23 Budget	2023-24 Proposed
<b>PERSONNEL SERVICES</b>				
SALARY & WAGES	\$70,593	\$72,804	\$74,811	\$77,052
MEDICAL, DENTAL & LIFE INS	\$23,426	\$24,934	\$25,184	\$25,799
RETIREMENT	\$18,386	\$21,037	\$20,244	\$21,911
SOCIAL SECURITY	\$5,450	\$5,750	\$5,723	\$5,902
ACCIDENT INSURANCE	\$1,588	\$1,529	\$1,623	\$1,674
OVERTIME	\$0	\$0	\$2,064	\$2,064
LONG TERM DISABILITY	\$0	\$0	\$500	\$439
PAID LEAVE OREGON	\$0	\$0	\$300	\$309
EMPR CONTRIB DEFERRED COMP	\$0	\$0	\$0	\$100
UNEMPLOYMENT INSURANCE	-\$298	-\$972	\$524	\$540
<b>PERSONNEL SERVICES TOTAL</b>	<b>\$119,146</b>	<b>\$125,083</b>	<b>\$130,973</b>	<b>\$135,791</b>
<b>MATERIALS &amp; SERVICES</b>				
(03-6730-2940) LEASED VEHICLES	\$2,497	\$5,766	\$6,500	\$6,500
(03-6730-3215) MOTOR VEHICLE FUEL & OIL	\$2,632	\$2,143	\$3,000	\$3,000
(03-6730-3230) MAINTENANCE TOOLS	\$764	\$1,200	\$2,000	\$2,000
(03-6730-3214) MINOR/SAFETY EQUIP	\$1,163	\$2,190	\$1,000	\$1,000
(03-6730-2950) MISCELLANEOUS CONTRACTUAL	\$1,169	\$204	\$1,500	\$1,500
(03-6730-2910) CLEANING & PAINTING	\$3,548	\$0	\$0	\$0
(03-6730-2520) TELEPHONE	\$799	\$733	\$1,000	\$1,000
(03-6730-2510) ELECTRICITY	\$711	\$650	\$0	\$0
(03-6730-3208) FUEL-OTHER THAN VEHICLE	\$29	\$587	\$0	\$0
(03-6730-2610) REPAIRS-BUILDINGS	\$473	\$141	\$0	\$0
(03-6730-2650) REPAIRS-MACHINERY & EQUIP	\$0	\$263	\$0	\$0
<b>MATERIALS &amp; SERVICES TOTAL</b>	<b>\$13,784</b>	<b>\$13,879</b>	<b>\$15,000</b>	<b>\$15,000</b>
<b>TOTAL</b>	<b>\$132,930</b>	<b>\$138,961</b>	<b>\$145,973</b>	<b>\$150,791</b>

# LIBRARY

## MISSION STATEMENT

To provide to the public, in a friendly and courteous manner, timely access to information and exposure to cultural events for the purpose of learning, self-development or life enhancement.

## DEPARTMENT DESCRIPTION

The Hermiston Public Library serves the citizens of Hermiston and the surrounding community. Library services include a collection of nearly 40,000 items, including books, DVD's, magazines, newspapers, microfilm, and more. Digital materials are also available with more than 30,000 downloadable eBooks and audio-books. Our inter-library loan program gives patrons access to other library holdings throughout Oregon. Year-round programming for all ages includes summer reading programs, teen activities, book clubs, and many other programs engaging our community. The library is operated by 4 full-time and 8-part time employees.

## LIBRARY DETAILED EXPENDITURES

### Library Detailed Expenditures

	2020-21 Actual	2021 - 22 Actual	2022-23 Budget	2023-24 Proposed
<b>PERSONNEL SERVICES</b>				
SALARY & WAGES	\$484,739	\$508,156	\$564,945	\$562,169
RETIREMENT	\$140,536	\$149,897	\$169,770	\$176,426
MEDICAL, DENTAL & LIFE INS	\$63,797	\$62,605	\$58,611	\$60,218
SOCIAL SECURITY	\$36,573	\$38,582	\$43,226	\$43,014
PAID LEAVE OREGON	\$0	\$0	\$2,300	\$2,249
LONG TERM DISABILITY	\$0	\$0	\$1,800	\$1,793
UNEMPLOYMENT INSURANCE	-\$939	-\$3,781	\$3,955	\$3,936
ACCIDENT INSURANCE	\$433	\$459	\$509	\$506
EMPR CONTRIB DEFERRED COMP	\$14	\$14	\$100	\$100
<b>PERSONNEL SERVICES TOTAL</b>	<b>\$725,154</b>	<b>\$755,932</b>	<b>\$845,215</b>	<b>\$850,411</b>
<b>MATERIALS &amp; SERVICES</b>				
(03-6740-2950) MISCELLANEOUS CONTRACTUAL	\$45,415	\$31,838	\$101,700	\$61,000
(03-6740-3101) OFFICE SUPPLIES	\$22,740	\$6,045	\$9,500	\$9,500
(03-6740-2910) CLEANING & PAINTING	\$7,962	\$9,210	\$7,000	\$15,000
(03-6740-2510) ELECTRICITY	\$9,232	\$10,091	\$9,800	\$10,000
(03-6740-3102) MAGAZINE, MAP, PAMPHLET	\$10,705	\$6,884	\$7,500	\$7,500
(03-6740-3207) FOOD & MISCELLANEOUS	\$5,402	\$10,519	\$4,500	\$8,000
(03-6740-2610) REPAIRS-BUILDINGS	\$10,781	\$1,677	\$2,000	\$2,000
(03-6740-2520) TELEPHONE	\$2,593	\$2,138	\$2,500	\$2,500
(03-6740-2240) TRAVEL & TRAINING	\$1,609	\$798	\$3,000	\$3,000
(03-6740-3204) CLEAN/SANITATION SUPPLIES	\$1,087	\$975	\$1,200	\$1,200
(03-6740-2920) DUES & MEMBERSHIP	\$585	\$530	\$750	\$650
(03-6740-2210) POSTAGE	\$286	\$112	\$1,350	\$600
(03-6740-3214) MINOR/SAFETY EQUIP	\$18	\$735	\$0	\$0
(03-6740-3215) MOTOR VEHICLE FUEL & OIL	\$110	\$0	\$0	\$0
<b>MATERIALS &amp; SERVICES TOTAL</b>	<b>\$118,526</b>	<b>\$81,551</b>	<b>\$150,800</b>	<b>\$120,950</b>
<b>CAPITAL OUTLAY</b>	<b>\$26,678</b>	<b>\$26,893</b>	<b>\$32,500</b>	<b>\$32,500</b>
<b>TOTAL</b>	<b>\$870,359</b>	<b>\$864,376</b>	<b>\$1,028,515</b>	<b>\$1,003,861</b>

# RECREATION

## MISSION STATEMENT

The City of Hermiston Recreation Division offers the highest quality recreational and leisure activities for all citizens.

## DEPARTMENT DESCRIPTION

The Parks and Recreation Department is responsible for creating and maintaining diverse recreation programs and facilities for all residents. We strengthen the community through a wide variety of recreational opportunities that add to Hermiston's overall quality of life.

# RECREATION DETAILED EXPENDITURES

## Recreation Detailed Expenditures

	2020-21 Actual	2021 - 22 Actual	2022-23 Budget	2023-24 Proposed
<b>PERSONNEL SERVICES</b>				
SALARY & WAGES	\$282,503	\$334,051	\$332,387	\$304,819
MEDICAL, DENTAL & LIFE INS	\$63,832	\$71,667	\$79,463	\$69,171
RETIREMENT	\$69,570	\$63,006	\$74,666	\$69,694
SOCIAL SECURITY	\$21,090	\$25,026	\$25,435	\$23,326
ACCIDENT INSURANCE	\$6,149	\$6,474	\$6,747	\$6,371
OVERTIME	\$257	\$338	\$6,884	\$6,884
PAID LEAVE OREGON	\$0	\$0	\$1,400	\$1,220
LONG TERM DISABILITY	\$0	\$0	\$1,500	\$627
UNEMPLOYMENT INSURANCE	-\$869	-\$2,516	\$2,327	\$2,134
EMPR CONTRIB DEFERRED COMP	\$100	\$0	\$100	\$100
<b>PERSONNEL SERVICES TOTAL</b>	<b>\$442,633</b>	<b>\$498,046</b>	<b>\$530,909</b>	<b>\$484,346</b>
<b>MATERIALS &amp; SERVICES</b>				
(03-6750-3220) OCF EXPENDITURES	\$41,104	\$159,421	\$200,000	\$0
(03-6750-2950) MISCELLANEOUS CONTRACTUAL	\$24,412	\$45,840	\$48,000	\$45,000
(03-6750-3219) RECREATIONAL SUPPLIES	\$28,103	\$49,279	\$29,000	\$20,000
(03-6750-2350) ADVERTISING	\$11,441	\$22,451	\$20,000	\$18,000
(03-6750-3207) FOOD & MISCELLANEOUS	\$9,335	\$17,337	\$25,000	\$15,000
(03-6750-2130) OTHER PROFESSIONAL SERVICES	\$3,700	\$1,175	\$10,000	\$10,000
(03-6750-2240) TRAVEL & TRAINING	\$863	\$5,186	\$3,000	\$3,000
(03-6750-3101) OFFICE SUPPLIES	\$980	\$1,925	\$2,000	\$4,000
(03-6750-2520) TELEPHONE	\$2,089	\$1,965	\$2,200	\$2,200
(03-6750-2920) DUES & MEMBERSHIP	\$1,474	\$1,475	\$1,900	\$2,000
(03-6750-3214) MINOR/SAFETY EQUIP	\$179	\$3,364	\$1,000	\$1,000
(03-6750-3215) MOTOR VEHICLE FUEL & OIL	\$833	\$748	\$1,500	\$2,000
(03-6750-3301) UNIFORMS	\$332	\$322	\$1,850	\$1,850
(03-6750-2210) POSTAGE	\$111	\$29	\$500	\$500
(03-6750-2680) REPAIRS-OFFICE EQUIPMENT	\$0	\$0	\$200	\$700
<b>MATERIALS &amp; SERVICES TOTAL</b>	<b>\$124,955</b>	<b>\$310,516</b>	<b>\$346,150</b>	<b>\$125,250</b>
<b>TOTAL</b>	<b>\$567,588</b>	<b>\$808,562</b>	<b>\$877,059</b>	<b>\$609,596</b>

# COMMUNITY CENTER

## MISSION STATEMENT

To operate the Hermiston Community Center as a community asset. Program emphasis is placed on local recreation, cultural arts, and community enrichment. The center will be available for rental to private gatherings.

## COMMUNITY CENTER DETAILED EXPENDITURES

### Community Center Detailed Expenditures

	2020-21 Actual	2021 - 22 Actual	2022-23 Budget	2023-24 Proposed
<b>MATERIALS &amp; SERVICES</b>				
(03-6760-2950) MISCELLANEOUS CONTRACTUAL	\$48,863	\$72,319	\$65,000	\$62,000
(03-6760-3217) REPAIR/ MAINTENANCE SUPPLIES	\$13,379	\$14,502	\$15,000	\$15,000
(03-6760-2510) ELECTRICITY	\$11,709	\$10,105	\$14,000	\$14,000
(03-6760-3204) CLEAN/SANITATION SUPPLIES	\$2,633	\$3,339	\$6,500	\$6,500
(03-6760-3208) FUEL-OTHER THAN VEHICLE	\$4,337	\$5,231	\$4,500	\$4,500
(03-6760-3101) OFFICE SUPPLIES	\$2,050	\$4,869	\$5,400	\$6,000
(03-6760-3207) FOOD & MISCELLANEOUS	\$4,511	\$2,980	\$3,900	\$3,900
(03-6760-2530) INTERNET	\$2,634	\$2,396	\$3,000	\$3,000
(03-6760-2460) REFUSE/GARBAGE	\$2,549	\$2,336	\$3,000	\$3,000
(03-6760-2350) ADVERTISING	\$50	\$919	\$1,000	\$1,000
(03-6760-3214) MINOR/SAFETY EQUIP	\$28	\$698	\$1,600	\$600
(03-6760-2240) TRAVEL & TRAINING	\$372	\$1,012	\$750	\$750
(03-6760-2520) TELEPHONE	\$66	\$0	\$0	\$0
<b>MATERIALS &amp; SERVICES TOTAL</b>	<b>\$93,181</b>	<b>\$120,706</b>	<b>\$123,650</b>	<b>\$120,250</b>
<b>PERSONNEL SERVICES</b>				
SALARY & WAGES	\$43,582	\$46,966	\$94,095	\$60,199
MEDICAL, DENTAL & LIFE INS	\$13,425	\$13,586	\$13,691	\$14,021
RETIREMENT	\$10,822	\$12,122	\$16,744	\$13,774
SOCIAL SECURITY	\$3,226	\$3,484	\$7,198	\$4,605
ACCIDENT INSURANCE	\$54	\$91	\$85	\$1,184
PAID LEAVE OREGON	\$0	\$0	\$400	\$241
LONG TERM DISABILITY	\$0	\$0	\$300	\$277
UNEMPLOYMENT INSURANCE	-\$167	-\$502	\$659	\$421
<b>PERSONNEL SERVICES TOTAL</b>	<b>\$70,942</b>	<b>\$75,747</b>	<b>\$133,172</b>	<b>\$94,723</b>
<b>TOTAL</b>	<b>\$164,123</b>	<b>\$196,454</b>	<b>\$256,822</b>	<b>\$214,973</b>

# HARKENRIDER CENTER

## MISSION STATEMENT

Provide activities for adult seniors in cooperation with the Hermiston Senior Center Board. The City controls the building as a landlord and the Senior Board operates programs as a tenant which includes Meals-on-Wheels, nutrition, fitness, and other services. The center opened in September of 2018.

## HARKENRIDER CENTER DETAILED EXPENDITURES

### Harkenrider Center Detailed Expenditures

	2020-21 Actual	2021 - 22 Actual	2022-23 Budget	2023-24 Proposed
<b>MATERIALS &amp; SERVICES</b>				
(03-6770-2950) MISCELLANEOUS CONTRACTUAL	\$17,881	\$23,170	\$25,000	\$25,000
(03-6770-2510) ELECTRICITY	\$5,672	\$5,707	\$6,000	\$6,000
(03-6770-3208) FUEL-OTHER THAN VEHICLE	\$2,964	\$3,845	\$5,000	\$5,000
(03-6770-3217) REPAIR/ MAINTENANCE SUPPLIES	\$3,552	\$5,251	\$2,000	\$2,000
(03-6770-2520) TELEPHONE	\$927	\$850	\$1,000	\$1,000
<b>MATERIALS &amp; SERVICES TOTAL</b>	<b>\$30,996</b>	<b>\$38,824</b>	<b>\$39,000</b>	<b>\$39,000</b>
<b>PERSONNEL SERVICES</b>				
SALARY & WAGES	\$6,306	\$11,513	\$13,351	\$14,426
MEDICAL, DENTAL & LIFE INS	\$1,382	\$6,033	\$6,296	\$6,450
RETIREMENT	\$2,069	\$1,419	\$3,613	\$4,097
SOCIAL SECURITY	\$464	\$833	\$1,021	\$1,104
OVERTIME	\$0	\$0	\$678	\$678
ACCIDENT INSURANCE	\$5	\$261	\$12	\$13
LONG TERM DISABILITY	\$0	\$0	\$100	\$83
PAID LEAVE OREGON	\$0	\$0	\$100	\$58
UNEMPLOYMENT INSURANCE	-\$35	-\$157	\$93	\$101
<b>PERSONNEL SERVICES TOTAL</b>	<b>\$10,191</b>	<b>\$19,902</b>	<b>\$25,264</b>	<b>\$27,008</b>
<b>TOTAL</b>	<b>\$41,186</b>	<b>\$58,726</b>	<b>\$64,264</b>	<b>\$66,008</b>

# CONSOLIDATED PUBLIC SERVICES

## By Department

Consolidated Public Services by Department

	2020-21 Actual	2021 - 22 Actual	2022-23 Budget	2023-24 Proposed
(03-6740) LIBRARY	\$870,359	\$864,376	\$1,028,515	\$1,003,861
(03-6710) PARKS	\$681,341	\$754,185	\$735,081	\$736,975
(03-6750) RECREATION	\$567,588	\$808,562	\$877,059	\$609,596
(03-6500) BUILDING INSPECTIONS	\$460,914	\$461,058	\$603,257	\$572,006
(03-6720) MUNICIPAL POOL	\$299,742	\$563,723	\$599,315	\$578,287
(03-6230) TRANSPORTATION	\$352,806	\$302,029	\$411,800	\$472,000
(03-6400) AIRPORT	\$364,625	\$280,886	\$380,000	\$328,300
(03-6760) COMMUNITY CENTER	\$164,123	\$196,454	\$256,822	\$214,973
(03-6730) MUNICIPAL BUILDINGS	\$132,930	\$138,961	\$145,973	\$150,791
(03-6770) HARKENRIDER CENTER	\$41,186	\$58,726	\$64,264	\$66,008
(03-6715) PARKS/UTILITY LANDSCAPE	\$45,550	\$44,217	\$67,061	\$44,116
<b>TOTAL</b>	<b>\$3,981,165</b>	<b>\$4,473,179</b>	<b>\$5,169,146</b>	<b>\$4,776,911</b>

# CONSOLIDATED PUBLIC SERVICES

## By Category

Consolidated Public Services - Updated

	2020-21 Actual	2021 - 22 Actual	2022-23 Budget	2023-24 Proposed
<b>PERSONNEL SERVICES</b>	\$2,479,171	\$2,768,949	\$3,199,546	\$3,100,408
<b>MATERIALS &amp; SERVICES</b>	\$1,359,215	\$1,642,915	\$1,883,900	\$1,624,003
<b>CAPITAL OUTLAY</b>	\$37,379	\$39,115	\$63,500	\$52,500
<b>TRANSFERS</b>				
(03-6400-4415) RES-AIRPORT IMPROVEMENTS	\$100,000	\$15,000	\$15,000	\$0
(03-6400-4420) RES- AIRPORT HANGAR CONST	\$5,400	\$7,200	\$7,200	\$0
<b>TRANSFERS TOTAL</b>	<b>\$105,400</b>	<b>\$22,200</b>	<b>\$22,200</b>	<b>\$0</b>
<b>TOTAL</b>	<b>\$3,981,165</b>	<b>\$4,473,179</b>	<b>\$5,169,146</b>	<b>\$4,776,911</b>

# COURT

## **MISSION STATEMENT**

The mission of the court continues to be to provide swift and efficacious justice in matters brought before it. That justice is extended to both society and the alleged offender. The municipal court is not a civil court and any civil functions of the court are secondary in nature to the primary function of the court, which is the processing of criminal cases, traffic violations, and violations of city ordinance. The courts priority in all cases is the prompt, orderly, efficient, and just resolution of matters.

The court has exclusive jurisdiction over municipal ordinance violations, and concurrent jurisdiction with Circuit Court for vehicle code offenses, for selected statutorily defined violations, and for misdemeanors.

## **DEPARTMENT DESCRIPTION**

The Court is responsible for the processing of criminal cases, traffic violations and city ordinance violations within the city limits of Hermiston. This includes collecting fines instated on all cases, tracking probation, issuing warrants for failure to appear and sending show cause letters for non-compliance. The Court also provides notary services and marriage ceremonies.

## **PUBLIC DEFENDER MISSION STATEMENT**

The City Public Defender's role is to provide assistance of counsel to indigent defendants in criminal prosecutions in the Hermiston Municipal Court.

## **PUBLIC DEFENDER DEPARTMENT DESCRIPTION**

The Public Defender is an independent contractor hired by the City Manager to assist indigents with the defense of their case(s). Article I, Section 11, of the Oregon Constitution, requires that in all prosecutions of a criminal nature the indigent accused have the right to the assistance of counsel at public expense. Cases of a criminal nature include class B and C misdemeanors, the class A misdemeanor of Failure to Appear, and contempt matters when filed by the City Prosecutor or when filed by the Court and the City Prosecutor deems a sentence would merit a punitive sanction.

## **PROSECUTOR MISSION STATEMENT**

The City Prosecutor's role is to serve the interest of justice, promote City wellness, focus on Victim's rights, rehabilitate convicted criminal offenders, work with Court, Defense Counsel, the Police and all other stakeholders to reach results that are in conformance and congruent with the best interest of the City.

## **PROSECUTOR DEPARTMENT DESCRIPTION**

The City Prosecutor is an independent contractor hired by the City Manager to prosecute defendants who have committed class B and C misdemeanors, such as Disorderly Conduct, Criminal Trespass and Theft in the Third Degree; the class A misdemeanor(s) of Failure to Appear in the Second Degree; city ordinance violations when the defendant is represented by an attorney; and Criminal Contempt and Probation Revocation cases initiated by the City Prosecutor.

# COURT DETAILED EXPENDITURES

## Court Detailed Expenditures - Updated

	2020-21 Actual	2021 - 22 Actual	2022-23 Budget	2023-24 Proposed
<b>PERSONNEL SERVICES</b>				
SALARY & WAGES	\$194,076	\$200,470	\$255,113	\$280,764
MEDICAL, DENTAL & LIFE INS	\$53,285	\$51,934	\$65,477	\$52,822
RETIREMENT	\$40,348	\$44,582	\$58,919	\$63,191
SOCIAL SECURITY	\$14,310	\$14,722	\$19,516	\$21,331
OVERTIME	\$0	\$713	\$4,338	\$4,338
LONG TERM DISABILITY	\$0	\$0	\$1,300	\$1,254
PAID LEAVE OREGON	\$0	\$0	\$1,100	\$1,063
UNEMPLOYMENT INSURANCE	-\$667	-\$1,967	\$1,786	\$1,860
ACCIDENT INSURANCE	\$194	\$175	\$230	\$239
<b>PERSONNEL SERVICES TOTAL</b>	<b>\$301,545</b>	<b>\$310,628</b>	<b>\$407,778</b>	<b>\$426,862</b>
<b>MATERIALS &amp; SERVICES</b>				
(03-5200-2150) PROSECUTION	\$75,752	\$72,577	\$80,000	\$90,000
(03-5200-2170) PUBLIC DEFENSE	\$50,717	\$59,900	\$80,000	\$80,000
(03-5200-2171) COURT SPECIAL PAYMENTS - STATE	\$0	\$0	\$100,000	\$45,000
(03-5200-2950) MISCELLANEOUS CONTRACTUAL	\$7,320	\$27,838	\$76,000	\$30,000
(03-5200-2172) COURT SPECIAL PAYMENTS - CTY	\$0	\$0	\$28,000	\$12,000
(03-5200-2240) TRAVEL & TRAINING	\$323	\$11,975	\$8,000	\$8,000
(03-5200-3101) OFFICE SUPPLIES	\$1,920	\$6,227	\$5,000	\$3,500
(03-5200-2210) POSTAGE	\$1,726	\$1,101	\$2,500	\$2,025
(03-5200-2953) INTERPRETER SERVICES	\$0	\$1,106	\$2,000	\$2,000
(03-5200-2520) TELEPHONE	\$1,065	\$934	\$1,000	\$1,000
(03-5200-2952) PRO TEM JUDICIAL EXPENSESES	\$0	\$120	\$1,500	\$2,000
(03-5200-2680) REPAIRS-OFFICE EQUIPMENT	\$512	\$562	\$1,500	\$750
(03-5200-3207) FOOD & MISCELLANEOUS	\$0	\$943	\$750	\$750
(03-5200-2920) DUES & MEMBERSHIP	\$0	\$573	\$750	\$750
(03-5200-2954) JURY EXPENSES	\$0	\$25	\$500	\$500
(03-5200-2956) WITNESS EXPENSES	\$0	\$5	\$500	\$500
<b>MATERIALS &amp; SERVICES TOTAL</b>	<b>\$139,334</b>	<b>\$183,886</b>	<b>\$388,000</b>	<b>\$278,775</b>
<b>CAPITAL OUTLAY</b>				
(03-5200-4302) TECHNOLOGY-SOFTWARE PROG	\$82,099	\$46,621	\$30,000	\$25,000
(03-5200-4305) OFFICE EQUIPMENT	\$0	\$0	\$10,000	\$2,500
<b>CAPITAL OUTLAY TOTAL</b>	<b>\$82,099</b>	<b>\$46,621</b>	<b>\$40,000</b>	<b>\$27,500</b>
<b>TOTAL</b>	<b>\$522,979</b>	<b>\$541,135</b>	<b>\$835,778</b>	<b>\$733,137</b>



# PUBLIC SAFETY CENTER

## MISSION STATEMENT

To provide a consolidated location for the expenses of the structure occupied by the municipal court and police functions.

## DEPARTMENT DESCRIPTION

This fund functions similar to the municipal building's budget, designed to allow accounting simplicity. The costs of the area are potentially allocable to the municipal court and police functions. The operation and maintenance of the building located at 330 S. 1st Street and HPD annex are contained in the fund. There are no personnel assigned to this budget. Custodial services are provided through a third-party contractual relationship.

## PUBLIC SAFETY CENTER DETAILED EXPENDITURES

Public Safety Center Detailed Expenditures

	2019 - 20 Actual	2020 - 21 Actual	2021-22 Budget	2022-23 Proposed	2022-23 Approved	2022-23 Adopted
<b>MATERIALS &amp; SERVICES</b>						
(03-7030-2520) TELEPHONE	\$23,252	\$24,141	\$24,500	\$24,500	\$24,500	\$24,500
(03-7030-2910) CLEANING & PAINTING	\$16,694	\$17,060	\$17,000	\$16,000	\$16,000	\$16,000
(03-7030-2510) ELECTRICITY	\$9,754	\$10,760	\$14,000	\$12,000	\$12,000	\$12,000
(03-7030-2610) REPAIRS-BUILDINGS	\$8,747	\$9,628	\$10,000	\$7,000	\$7,000	\$7,000
(03-7030-3208) FUEL-OTHER THAN VEHICLE	\$1,781	\$1,884	\$2,500	\$2,500	\$2,500	\$2,500
<b>MATERIALS &amp; SERVICES TOTAL</b>	<b>\$60,228</b>	<b>\$63,472</b>	<b>\$68,000</b>	<b>\$62,000</b>	<b>\$62,000</b>	<b>\$62,000</b>
<b>TOTAL</b>	<b>\$60,228</b>	<b>\$63,472</b>	<b>\$68,000</b>	<b>\$62,000</b>	<b>\$62,000</b>	<b>\$62,000</b>

**THIS PAGE IS LEFT  
INTENTIONALLY BLANK**

# POLICE OPERATIONS

## **MISSION STATEMENT**

Without fear or favor and in partnership with our diverse community, we will create and maintain a safe environment with the reduction of crime through problem-oriented and community-based policing strategies. The quality of life for those we serve takes precedent over our individual needs.

## **DEPARTMENT DESCRIPTION**

The Hermiston Police Department is committed to serving the community while protecting the rights of all persons. Our diverse 30 sworn officer department is representative of the demographic for those we serve. The department is responsible for general public safety; prevention of crime; responding to and investigating crime; apprehension of those who commit crime; public order; traffic safety; criminal justice records; and safety/prevention education.

# POLICE OPERATIONS DETAILED EXPENDITURES

## Police Operations Detailed Expenditures - Updated

	2020-21 Actual	2021 - 22 Actual	2022-23 Budget	2023-24 Proposed
<b>PERSONNEL SERVICES</b>				
SALARY & WAGES	\$2,800,318	\$2,857,098	\$3,187,209	\$3,567,064
RETIREMENT	\$858,819	\$923,445	\$1,012,996	\$1,195,340
MEDICAL, DENTAL & LIFE INS	\$730,031	\$716,600	\$776,265	\$867,136
SOCIAL SECURITY	\$206,948	\$212,061	\$244,493	\$273,592
OVERTIME	\$25,467	\$61,774	\$96,278	\$96,278
ACCIDENT INSURANCE	\$60,242	\$61,203	\$66,292	\$74,412
LONG TERM DISABILITY	\$0	\$0	\$18,200	\$19,958
PAID LEAVE OREGON	\$0	\$0	\$13,000	\$14,305
EMPR CONTRIB DEFERRED COMP	\$789	\$823	\$8,600	\$9,300
UNEMPLOYMENT INSURANCE	-\$11,731	-\$33,531	\$22,452	\$25,035
<b>PERSONNEL SERVICES TOTAL</b>	<b>\$4,670,882</b>	<b>\$4,799,473</b>	<b>\$5,445,785</b>	<b>\$6,142,421</b>
<b>MATERIALS &amp; SERVICES</b>				
(03-7130-2951) UMATILLA CO. DISPATCH SERVICES	\$305,789	\$355,942	\$358,500	\$368,000
(03-7130-2945) LEASED VEHICLES	\$89,816	\$99,538	\$118,000	\$158,000
(03-7130-2950) MISCELLANEOUS CONTRACTUAL	\$74,890	\$90,372	\$85,000	\$87,500
(03-7130-3215) MOTOR VEHICLE FUEL & OIL	\$48,219	\$69,168	\$67,000	\$65,000
(03-7130-2240) TRAVEL & TRAINING	\$30,714	\$31,003	\$49,500	\$50,000
(03-7130-2940) ANIMAL IMPOUND SERVICES	\$37,678	\$37,605	\$38,000	\$38,000
(03-7130-2660) REPAIRS-MOTOR VEHICLES	\$14,215	\$20,870	\$39,000	\$20,000
(03-7130-3214) MINOR/SAFETY EQUIP	\$15,978	\$14,919	\$16,000	\$20,000
(03-7130-3301) UNIFORMS	\$16,317	\$16,371	\$15,000	\$15,000
(03-7130-3101) OFFICE SUPPLIES	\$15,027	\$15,456	\$15,000	\$15,000
(03-7130-3207) FOOD & MISCELLANEOUS	\$3,681	\$6,647	\$6,000	\$6,000
(03-7130-2130) OTHER PROFESSIONAL SERVICES	\$3,268	\$4,338	\$7,000	\$4,500
(03-7130-2250) OFFICER WELLNESS PROGRAM	\$2,700	\$488	\$2,500	\$2,500
(03-7130-2920) DUES & MEMBERSHIP	\$1,290	\$1,479	\$2,000	\$2,000
(03-7130-2210) POSTAGE	\$1,152	\$1,055	\$1,500	\$1,500
(03-7130-2930) LAUNDRY & OTHER SANITATION	\$150	\$28	\$1,500	\$1,500
<b>MATERIALS &amp; SERVICES TOTAL</b>	<b>\$660,885</b>	<b>\$765,280</b>	<b>\$821,500</b>	<b>\$854,500</b>
<b>TRANSFERS</b>				
(03-7130-4420) TRANS TO RES-HPD VEH UPFITTING	\$20,000	\$20,000	\$20,000	\$20,000
(03-7130-4430) TRANS TO RES- HPD EQUIPMENT	\$4,000	\$4,000	\$4,000	\$4,000
<b>TRANSFERS TOTAL</b>	<b>\$24,000</b>	<b>\$24,000</b>	<b>\$24,000</b>	<b>\$24,000</b>
<b>CAPITAL OUTLAY</b>				
(03-7130-4312) OTHER EQUIPMENT	\$18,822	\$9,580	\$9,500	\$12,000
<b>CAPITAL OUTLAY TOTAL</b>	<b>\$18,822</b>	<b>\$9,580</b>	<b>\$9,500</b>	<b>\$12,000</b>
<b>TOTAL</b>	<b>\$5,374,589</b>	<b>\$5,598,333</b>	<b>\$6,300,785</b>	<b>\$7,032,921</b>

# CONSOLIDATED PUBLIC SAFETY

## By Department

Consolidated Public Safety by department - Updated

	2020-21 Actual	2021 - 22 Actual	2022-23 Budget	2023-24 Proposed
<b>(03-7130) POLICE-OPERATIONS</b>	\$5,374,589	\$5,598,333	\$6,300,785	\$7,032,921
<b>(03-5200) COURT</b>	\$522,979	\$541,135	\$835,778	\$733,137
<b>(03-7030) PUBLIC SAFETY CENTER</b>	\$63,472	\$60,592	\$62,000	\$53,000
<b>TOTAL</b>	<b>\$5,961,039</b>	<b>\$6,200,060</b>	<b>\$7,198,563</b>	<b>\$7,819,058</b>

# CONSOLIDATED PUBLIC SAFETY

## By Category

Consolidated Public Safety by category - Updated

	2020-21 Actual	2021 - 22 Actual	2022-23 Budget	2023-24 Proposed
<b>PERSONNEL SERVICES</b>	\$4,972,428	\$5,110,101	\$5,853,563	\$6,569,283
<b>MATERIALS &amp; SERVICES</b>	\$863,691	\$1,009,758	\$1,271,500	\$1,186,275
<b>CAPITAL OUTLAY</b>	\$100,921	\$56,201	\$49,500	\$39,500
<b>TRANSFERS</b>				
(03-7130-4420) TRANS TO RES-HPD VEH UPFITTING	\$20,000	\$20,000	\$20,000	\$20,000
(03-7130-4430) TRANS TO RES- HPD EQUIPMENT	\$4,000	\$4,000	\$4,000	\$4,000
<b>TRANSFERS TOTAL</b>	<b>\$24,000</b>	<b>\$24,000</b>	<b>\$24,000</b>	<b>\$24,000</b>
<b>TOTAL</b>	<b>\$5,961,039</b>	<b>\$6,200,060</b>	<b>\$7,198,563</b>	<b>\$7,819,058</b>

# NON-DEPARTMENTAL

## MISSION STATEMENT

To provide a non-apportioned general fund accounting entity which allows for costs which are not readily divided into the appropriation areas of the operating budget, and for those costs which are beneficial to the entire operation.

## DEPARTMENT DESCRIPTION

The appropriations in this category include specialized services such as general publication of council activity and ordinances, memberships in organizations such as the local chamber and the League of Oregon Cities, expenses incurred in the sale of city foreclosed property, and similar expenses.

## CONSOLIDATED NON-DEPARTMENTAL EXPENDITURES By category

### Non-Departmental Expenditures by Category

	2020-21 Actual	2021 - 22 Actual	2022-23 Budget	2023-24 Proposed
<b>TRANSFERS</b>	\$1,527,839	\$862,259	\$1,460,819	\$1,455,520
<b>MATERIALS &amp; SERVICES</b>	\$1,217,709	\$1,138,070	\$1,316,674	\$805,300
<b>DEBT SERVICE</b>	\$317,688	\$459,625	\$457,825	\$460,825
<b>CONTINGENCY</b>	\$0	\$0	\$53,269	\$53,276
<b>PERSONNEL SERVICES</b>	\$0	\$17,274	\$0	\$0
<b>TOTAL</b>	<b>\$3,063,236</b>	<b>\$2,477,228</b>	<b>\$3,288,587</b>	<b>\$2,774,921</b>

# NON-DEPARTMENTAL DETAILED EXPENDITURES

## Consolidated Non-Departmental Expenditures

	2020-21 Actual	2021 - 22 Actual	2022-23 Budget	2023-24 Proposed
<b>TRANSFERS</b>				
(03-8810-4414) RES-CIP STREET CONSTRUCTION	\$530,424	\$503,440	\$450,000	\$450,000
(03-8810-4695) TRANS TO BONDED DEBT FUND 2	\$170,709	\$208,819	\$208,819	\$216,720
(03-8810-4436) RES-PENNEY AVE	\$0	\$50,000	\$0	\$596,000
(03-8810-4720) TRANSFER TO CITY HALL CONST	\$0	\$0	\$645,000	\$0
(03-8810-4710) TRANSFER TO LID FUND	\$585,000	\$0	\$0	\$0
(03-8810-4715) TRANSFER TO IT FUND	\$0	\$0	\$157,000	\$192,800
(03-8810-4432) RES-COMMUNITY ENHANCEMENTS	\$100,000	\$100,000	\$0	\$0
(03-8810-4428) RES - FUNLAND	\$106,280	\$0	\$0	\$0
(03-8810-4433) RES-CITY HALL IMPROVEMENTS	\$35,427	\$0	\$0	\$0
<b>TRANSFERS TOTAL</b>	<b>\$1,527,839</b>	<b>\$862,259</b>	<b>\$1,460,819</b>	<b>\$1,455,520</b>
<b>MATERIALS &amp; SERVICES</b>				
(03-8810-2950) MISCELLANEOUS CONTRACTUAL	\$412,238	\$591,174	\$514,674	\$515,000
(03-8810-2450) PROPERTY & LIABILITY INS	\$177,004	\$191,096	\$155,000	\$185,000
(03-8810-3245) ARP ACT EXPENDITURES	\$0	\$133,910	\$500,000	\$0
(03-8810-2130) OTHER PROFESSIONAL SERVICES	\$189,161	\$156,360	\$75,000	\$30,000
(03-8810-3240) CARES ACT EXPENDITURES	\$360,339	\$5,500	\$0	\$0
(03-8810-3225) COMPUTERS AND TABLETS REPLACEMENT	\$37,852	\$12,785	\$30,000	\$33,800
(03-8810-2110) ACCOUNTING & AUDITING	\$25,250	\$26,563	\$21,500	\$23,000
(03-8810-3207) FOOD & MISCELLANEOUS	\$11,283	\$15,021	\$15,000	\$15,000
(03-8810-2320) LEGAL PUBLICATIONS	\$2,991	\$3,646	\$3,500	\$3,500
(03-8810-2920) DUES & MEMBERSHIP	\$1,563	\$2,103	\$2,000	\$0
(03-8810-3214) MINOR/SAFETY EQUIP	\$27	\$0	\$0	\$0
(03-8810-3300) OVER AND SHORTS	\$1	-\$87	\$0	\$0
<b>MATERIALS &amp; SERVICES TOTAL</b>	<b>\$1,217,709</b>	<b>\$1,138,070</b>	<b>\$1,316,674</b>	<b>\$805,300</b>
<b>DEBT SERVICE</b>				
(03-8810-5210) FY 2020 FF& C CITY HALL - INTEREST	\$202,688	\$289,625	\$282,825	\$275,825
(03-8810-5110) FY 2020 FF& C CITY HALL - PRINCIPAL	\$115,000	\$170,000	\$175,000	\$185,000
<b>DEBT SERVICE TOTAL</b>	<b>\$317,688</b>	<b>\$459,625</b>	<b>\$457,825</b>	<b>\$460,825</b>
<b>CONTINGENCY</b>				
(03-8810-6000) CONTINGENCY	\$0	\$0	\$53,269	\$53,276
<b>CONTINGENCY TOTAL</b>	<b>\$0</b>	<b>\$0</b>	<b>\$53,269</b>	<b>\$53,276</b>
<b>PERSONNEL SERVICES</b>	\$0	\$17,274	\$0	\$0
<b>TOTAL</b>	<b>\$3,063,236</b>	<b>\$2,477,228</b>	<b>\$3,288,587</b>	<b>\$2,774,921</b>



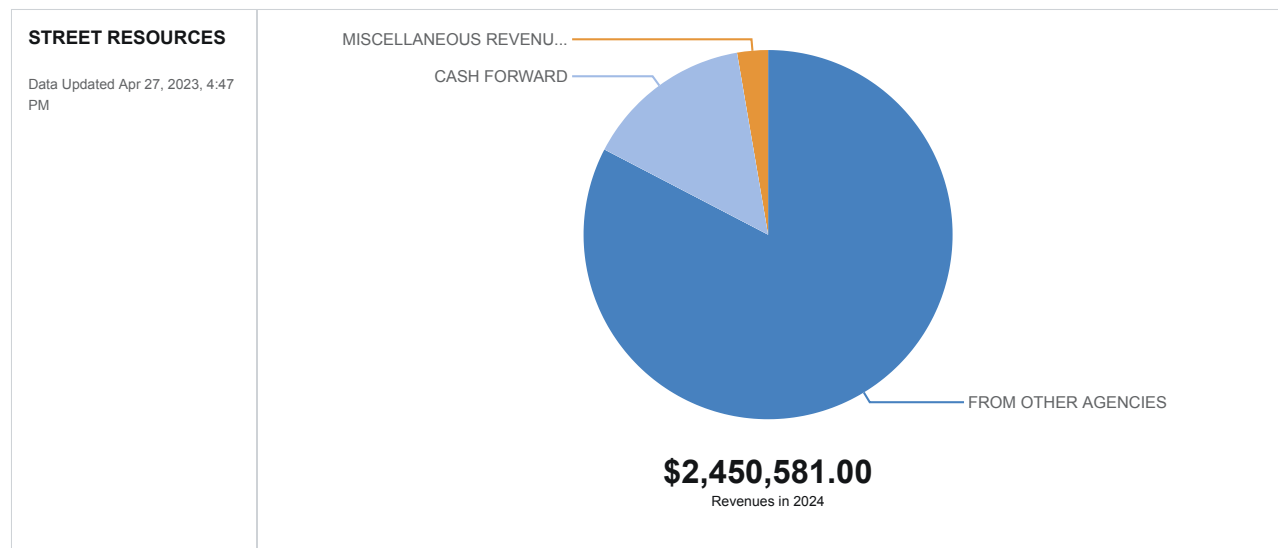
*Where Life is Sweet*

# STATE STREET TAX FUND

## MISSION AND FUND DESCRIPTION

To protect, maintain and improve the largest single asset owned by the residents of our community; the asphalt, curbs, gutters and storm drains of our community, and to supply support in the form of manpower and equipment to other departments and community events.

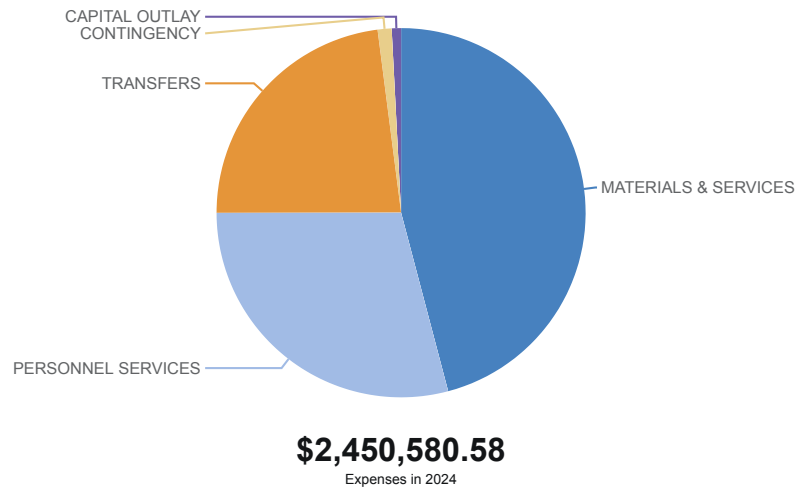
This is the fund in which gasoline tax revenues are accounted for and required by Oregon Law. It provides a guarantee that all such revenues will be utilized for street and roadway repair, maintenance, and improvement. This fund is exclusively supported from the gasoline tax and a general fund subsidy if necessary. The expenditures accounted in the fund are the manpower, equipment, materials, and contracted services necessary to maintain and improve the roadway surfaces and storm drainage system of the city.





**Street Expenditures**

Data Updated Apr 27, 2023, 4:47 PM



# RESOURCES

**State Tax Fund Resources**

	2020-21 Actual	2021 - 22 Actual	2022-23 Budget	2023-24 Proposed
<b>FROM OTHER AGENCIES</b>				
(04-3015-200) STATE HIGHWAY ALLOCATION	\$1,385,660	\$1,824,178	\$1,505,168	\$1,525,000
(04-3015-300) STP ALLOCATION	\$336,541	\$0	\$461,000	\$500,000
(04-3015-400) ODOT HIGHLAND SAFETY	\$32,090	\$0	\$0	\$0
<b>FROM OTHER AGENCIES TOTAL</b>	<b>\$1,754,291</b>	<b>\$1,824,178</b>	<b>\$1,966,168</b>	<b>\$2,025,000</b>
<b>CASH FORWARD</b>				
(04-3099-100) CASH FORWARD	\$0	\$0	\$37,839	\$359,443
<b>CASH FORWARD TOTAL</b>	<b>\$0</b>	<b>\$0</b>	<b>\$37,839</b>	<b>\$359,443</b>
<b>MISCELLANEOUS REVENUE</b>				
(04-3019-285) SWALE INCOME	\$0	\$0	\$0	\$66,138
(04-3019-280) MISCELLANEOUS STREET INCOME	\$6,053	\$43,277	\$0	\$0
<b>MISCELLANEOUS REVENUE TOTAL</b>	<b>\$6,053</b>	<b>\$43,277</b>	<b>\$0</b>	<b>\$66,138</b>
<b>TRANSFERS FROM</b>				
(04-3019-322) TRANS FROM RESERVE FUND	\$39,453	\$39,453	\$0	\$0
<b>TRANSFERS FROM TOTAL</b>	<b>\$39,453</b>	<b>\$39,453</b>	<b>\$0</b>	<b>\$0</b>
<b>TOTAL</b>	<b>\$1,799,797</b>	<b>\$1,906,909</b>	<b>\$2,004,007</b>	<b>\$2,450,581</b>

# DETAILED EXPENDITURES

## State Street Detailed Expenditures

	2020-21 Actual	2021 - 22 Actual	2022-23 Budget	2023-24 Proposed
<b>MATERIALS &amp; SERVICES</b>				
(04-6250-2975) FEDERAL EXCHANGE MAINTENANCE	\$38,910	\$35,906	\$461,000	\$500,000
(04-6250-3230) STORM WATER	\$30,698	\$105,787	\$85,000	\$85,000
(04-6250-2940) LEASED VEHICLES	\$59,982	\$70,979	\$59,950	\$59,950
(04-6250-3232) ENGINEERING/SURVEY SERVICES	\$33,526	\$65,021	\$40,000	\$40,000
(04-6250-2530) STREET LIGHTS	\$45,605	\$40,817	\$43,000	\$43,000
(04-6250-3228) SNOW AND ICE	\$32,949	\$18,664	\$45,000	\$40,000
(04-6250-2130) OTHER PROFESSIONAL SERVICES	\$35,238	\$19,125	\$41,000	\$41,000
(04-6250-3215) MOTOR VEHICLE FUEL & OIL	\$19,406	\$34,011	\$38,000	\$38,000
(04-6250-3229) CRACKFILL MATERIALS	\$28,564	\$20,350	\$30,500	\$35,000
(04-6250-3221) TRAFFIC/STREET SIGN MAT	\$37,942	\$20,735	\$20,000	\$20,000
(04-6250-3202) ASPHALT & ASPHALT PRODUCTS	\$3,369	\$20,063	\$30,000	\$30,000
(04-6250-3231) STREET MARKING & STRIPING	\$8,865	\$8,268	\$30,000	\$30,000
(04-6250-2950) MISCELLANEOUS CONTRACTUAL	\$14,975	\$8,019	\$23,000	\$23,000
(04-6250-2450) PROPERTY & LIABILITY INS	\$18,228	\$19,357	\$14,500	\$14,500
(04-6250-2510) ELECTRICITY	\$12,424	\$21,977	\$13,500	\$13,500
(04-6250-3222) PARTS FOR OPERATING EQUIP	\$10,635	\$11,662	\$12,000	\$12,000
(04-6250-3205) CONCRETE PRODUCTS	\$6,998	\$2,538	\$15,000	\$15,000
(04-6250-3214) MINOR/SAFETY EQUIP	\$4,729	\$5,986	\$7,000	\$7,000
(04-6250-3208) FUEL-OTHER THAN VEHICLE	\$3,898	\$5,246	\$5,000	\$9,000
(04-6250-3233) SWALE CONSTRUCTION	\$0	\$0	\$0	\$20,000
(04-6250-2675) REPAIRS-BUILDING MAINTENANCE	\$0	\$0	\$0	\$20,000
(04-6250-2240) TRAVEL & TRAINING	\$959	\$1,983	\$5,000	\$5,000
(04-6250-2670) REPAIRS-OPERATING EQUIP	\$2,808	\$3,879	\$3,000	\$3,000
(04-6250-3227) ROCK PRODUCTS	\$2,227	\$927	\$4,000	\$4,000
(04-6250-2520) TELEPHONE	\$2,454	\$2,524	\$3,000	\$2,500
(04-6250-3223) SIGNAL MAINTENANCE	\$3,206	\$1,191	\$2,000	\$2,000
(04-6250-3203) CHEMICALS	\$0	\$2,300	\$2,500	\$3,000
(04-6250-3216) MOTOR VEHICLE PARTS	\$1,680	\$0	\$2,500	\$2,500
(04-6250-3101) OFFICE SUPPLIES	\$813	\$686	\$2,000	\$2,000
(04-6250-3220) STRUCTURAL STEEL & IRON	\$847	\$190	\$1,500	\$1,500
(04-6250-2930) LAUNDRY & OTHER SANITATION	\$1,978	\$873	\$500	\$500
(04-6250-3212) LUMBER & WOOD PRODUCTS	\$472	\$36	\$1,500	\$1,000
(04-6250-3204) CLEAN/SANITATION SUPPLIES	\$0	\$1,675	\$500	\$500
(04-6250-3207) FOOD & MISCELLANEOUS	\$411	\$384	\$500	\$1,000
(04-6250-3218) PLUMBING & SEWAGE SUPPLIES	\$56	\$92	\$200	\$200
<b>MATERIALS &amp; SERVICES TOTAL</b>	<b>\$464,850</b>	<b>\$551,250</b>	<b>\$1,042,150</b>	<b>\$1,124,650</b>
<b>PERSONNEL SERVICES</b>				
SALARY & WAGES	\$353,415	\$351,356	\$407,984	\$430,575
MEDICAL, DENTAL & LIFE INS	\$128,886	\$101,669	\$101,932	\$112,582
RETIREMENT	\$87,329	\$92,906	\$103,899	\$106,630
SOCIAL SECURITY	\$26,630	\$26,384	\$29,436	\$32,970
ACCIDENT INSURANCE	\$12,831	\$11,997	\$13,318	\$15,583
OVERTIME	\$6,347	\$5,150	\$6,975	\$6,975
LONG TERM DISABILITY	\$0	\$0	\$2,183	\$2,445
PAID LEAVE OREGON	\$0	\$0	\$1,539	\$1,724
EMPR CONTRIB DEFERRED COMP	\$224	\$224	\$300	\$400
UNEMPLOYMENT INSURANCE	-\$1,836	-\$4,082	\$2,693	\$3,017
<b>PERSONNEL SERVICES TOTAL</b>	<b>\$613,828</b>	<b>\$585,604</b>	<b>\$670,259</b>	<b>\$712,900</b>
<b>TRANSFERS</b>				
(04-6250-4695) TRANS TO GENERAL FUND	\$156,780	\$156,780	\$164,619	\$160,800
(04-6250-4402) RES-STREET EQUIPMENT	\$111,610	\$150,000	\$0	\$250,000
(04-6250-4420) RES-NEW STREET BUILDING	\$55,650	\$175,000	\$85,701	\$128,731
(04-6250-4414) RES-CIP STREET CONSTRUCTION	\$439,000	\$0	\$0	\$0

	2020-21 Actual	2021 - 22 Actual	2022-23 Budget	2023-24 Proposed
(04-6250-4418) RES-BICYCLE TRAILS	\$13,500	\$14,500	\$14,500	\$14,500
(04-6250-4615) TRANS TO IT FUND	\$0	\$0	\$4,000	\$9,000
<b>TRANSFERS TOTAL</b>	<b>\$776,540</b>	<b>\$496,280</b>	<b>\$268,820</b>	<b>\$563,031</b>
<b>CAPITAL OUTLAY</b>				
(04-6250-4312) OTHER EQUIPMENT	\$0	\$0	\$20,000	\$20,000
(04-6250-4201) BUILDINGS & FIXED EQUIP	\$433	\$1,225	\$0	\$0
<b>CAPITAL OUTLAY TOTAL</b>	<b>\$433</b>	<b>\$1,225</b>	<b>\$20,000</b>	<b>\$20,000</b>
<b>CONTINGENCY</b>				
(04-6250-6000) CONTINGENCY	\$0	\$0	\$2,778	\$30,000
<b>CONTINGENCY TOTAL</b>	<b>\$0</b>	<b>\$0</b>	<b>\$2,778</b>	<b>\$30,000</b>
<b>TOTAL</b>	<b>\$1,855,651</b>	<b>\$1,634,359</b>	<b>\$2,004,007</b>	<b>\$2,450,581</b>



Where Life is Sweet

# TRANSIENT ROOM TAX FUND

## MISSION AND FUND DESCRIPTION

### MISSION STATEMENT

This fund has multiple missions, all of which are established through City Code 112.25(A), and are in compliance with state regulations for collecting transient room taxes (TRT).

### DEPARTMENT DESCRIPTION

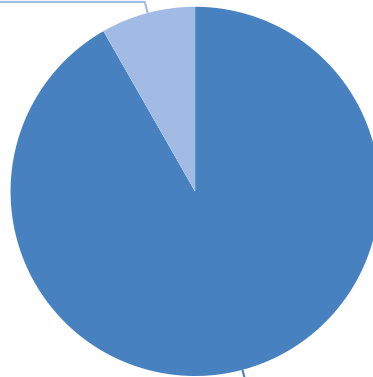
The Transient Room Tax Fund receives revenues from a local tax on hotel and RV Park stays. City Code specifies a formula for how the revenues can be spent as:

- 37.5%- Pay off Hermiston Family Aquatic Center Bonds
- 25 %- Improve & Operate the Hermiston Community Center and EOTEC
- 15 %- Economic Development
- 9 %- Parks & Recreation Programs and Park Improvements
- 9 %- Park Development
- 1.5%- Preventative Maintenance & repair of HFAC
- 3% Paid to Hermiston Chamber of Commerce

#### TRT RESOURCES

Data Updated Apr 27, 2023, 4:47 PM

CASH FORWARD



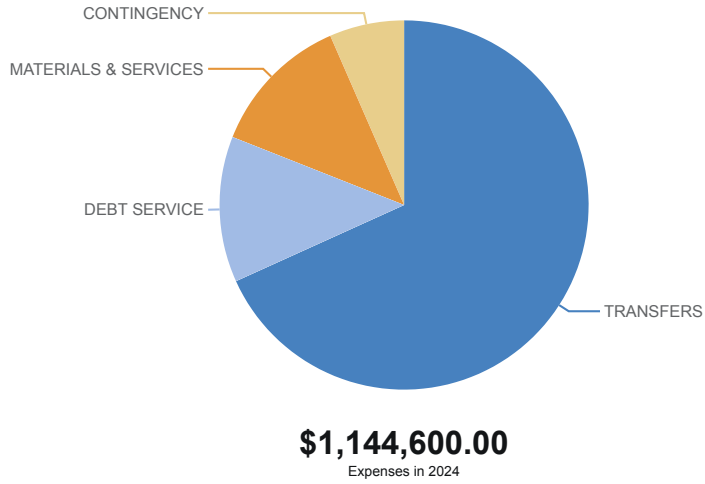
SERVICE CHARGES

**\$1,144,600.00**

Revenues in 2024

**TRT EXPENDITURES**

Data Updated Apr 27, 2023, 4:47 PM



# RESOURCES

**Transient Room Tax Fund Resources**

	2020-21 Actual	2021 - 22 Actual	2022-23 Budget	2023-24 Proposed
<b>SERVICE CHARGES</b>				
(05-3016-210) TRANSIENT ROOM TAX	\$614,277	\$856,232	\$750,000	\$800,000
(05-3016-230) TPA- CAPITAL ADDIT. ASSESSMENT	\$109,793	\$136,623	\$120,000	\$125,000
(05-3016-225) TPA- TOURISM PROMOTION ASSESSM	\$109,893	\$135,419	\$120,000	\$125,000
<b>SERVICE CHARGES TOTAL</b>	<b>\$833,963</b>	<b>\$1,128,274</b>	<b>\$990,000</b>	<b>\$1,050,000</b>
<b>CASH FORWARD</b>				
(05-3099-100) CASH FORWARD	\$0	\$0	\$8,800	\$94,600
<b>CASH FORWARD TOTAL</b>	<b>\$0</b>	<b>\$0</b>	<b>\$8,800</b>	<b>\$94,600</b>
<b>TOTAL</b>	<b>\$833,963</b>	<b>\$1,128,274</b>	<b>\$998,800</b>	<b>\$1,144,600</b>

# EXPENDITURES

## Transient Room Tax Fund Expenses

	2020-21 Actual	2021 - 22 Actual	2022-23 Budget	2023-24 Proposed
<b>TRANSFERS</b>				
(05-8810-4418) TRANSFER TO GEN FUND	\$342,165	\$509,610	\$468,750	\$400,000
(05-8810-4422) TRANSFER TO EOTEC/TPA	\$102,587	\$125,956	\$105,000	\$125,000
(05-8810-4419) TRANSFER TO RES-TOURISM	\$49,272	\$73,384	\$67,500	\$72,000
(05-8810-4415) TRANSFER TO RES-PARK DEV	\$49,272	\$73,384	\$67,500	\$72,000
(05-8810-4423) TRANSFER TO EOTEC/TRT	\$0	\$0	\$0	\$100,000
(05-8810-4424) TRANSFER TO LID	\$0	\$50,000	\$0	\$0
(05-8810-4421) TRANSFER TO RES- HFAC	\$8,212	\$12,231	\$11,250	\$12,000
<b>TRANSFERS TOTAL</b>	<b>\$551,508</b>	<b>\$844,564</b>	<b>\$720,000</b>	<b>\$781,000</b>
<b>DEBT SERVICE</b>				
(05-8810-5120) BOND PRINCIPAL 2017 TPA	\$85,000	\$90,000	\$90,000	\$95,000
(05-8810-5220) BOND INTEREST 2017 TPA	\$59,050	\$56,500	\$53,800	\$51,100
<b>DEBT SERVICE TOTAL</b>	<b>\$144,050</b>	<b>\$146,500</b>	<b>\$143,800</b>	<b>\$146,100</b>
<b>MATERIALS &amp; SERVICES</b>				
(05-8810-2950) MISCELLANEOUS CONTRACTUAL	\$61,372	\$31,337	\$87,500	\$87,500
(05-8810-2951) MISC CONT TRT-4th OF JULY	\$24,300	\$27,370	\$25,000	\$25,000
(05-8810-2948) CONTRIBUTIONS TO CHAMBER-TRT	\$16,424	\$24,461	\$22,500	\$30,000
<b>MATERIALS &amp; SERVICES TOTAL</b>	<b>\$102,096</b>	<b>\$83,168</b>	<b>\$135,000</b>	<b>\$142,500</b>
<b>CONTINGENCY</b>	\$0	\$0	\$0	\$75,000
<b>TOTAL</b>	<b>\$797,654</b>	<b>\$1,074,232</b>	<b>\$998,800</b>	<b>\$1,144,600</b>

**THIS PAGE IS LEFT  
INTENTIONALLY BLANK**



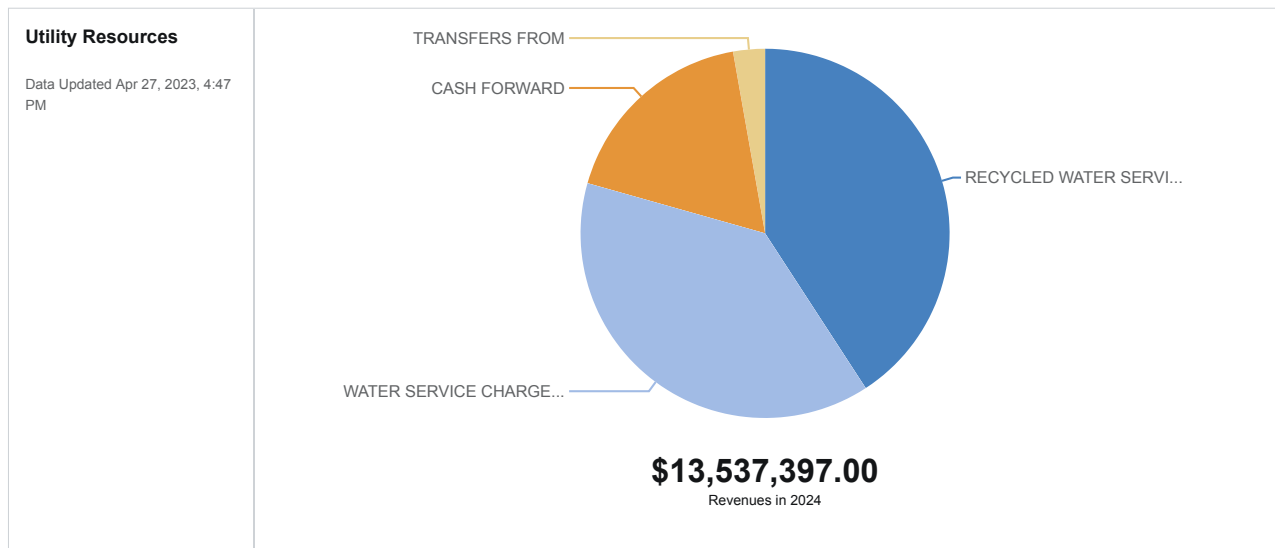
*Where Life is Sweet*

# UTILITY FUND

## FUND DESCRIPTION

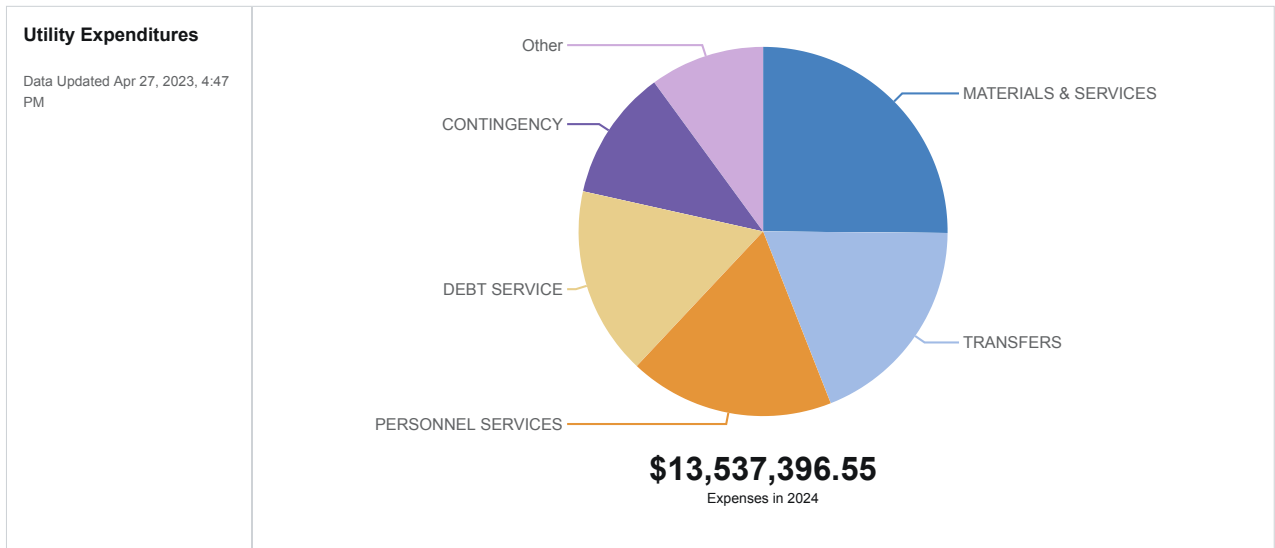
This is an enterprise fund financed from user fees for water and wastewater use and the connection charges to the system. The expenditure responsibilities of this fund include all necessary personnel, equipment, materials and contracted services necessary to maintain and improve the water and wastewater systems of the city. Enterprise funds are also responsible for the bonded debt and notes of the systems.

## 2023-24 Utility Resources





# 2023-24 Utility Expenditures



## RESOURCES

### Utility Fund Resources

	2020-21 Actual	2021 - 22 Actual	2022-23 Budget	2023-24 Proposed
<b>RECYCLED WATER SERVICE CHARGES</b>				
(06-3016-420) RECYCLED WATER SALES	\$4,854,418	\$5,012,002	\$5,150,000	\$5,500,000
(06-3016-430) RECYCLED WTR CONNECTION & SERV	\$37,025	\$44,850	\$25,000	\$20,000
(06-3016-450) SEPTIC TANK SERVICE	\$6,563	\$7,709	\$2,000	\$5,000
(06-3016-460) MISC. RECYCLED WATER INCOME	\$3,020	\$1,541	\$1,000	\$1,000
<b>RECYCLED WATER SERVICE CHARGES TOTAL</b>	<b>\$4,901,026</b>	<b>\$5,066,101</b>	<b>\$5,178,000</b>	<b>\$5,526,000</b>
<b>WATER SERVICE CHARGES</b>				
(06-3019-270) WATER SALES	\$4,827,938	\$4,767,666	\$5,100,000	\$5,100,000
(06-3019-275) WATER CONNECTION & SERVICE	\$139,921	\$169,918	\$100,000	\$100,000
(06-3019-100) ACCOUNT SET-UP FEE	\$18,020	\$13,920	\$12,000	\$12,000
(06-3019-280) MISCELLANEOUS WATER INCOME	\$15,369	\$14,906	\$8,000	\$8,000
<b>WATER SERVICE CHARGES TOTAL</b>	<b>\$5,001,248</b>	<b>\$4,966,410</b>	<b>\$5,220,000</b>	<b>\$5,220,000</b>
<b>CASH FORWARD</b>				
(06-3099-100) CASH FORWARD	\$0	\$0	\$1,030,891	\$2,413,897
<b>CASH FORWARD TOTAL</b>	<b>\$0</b>	<b>\$0</b>	<b>\$1,030,891</b>	<b>\$2,413,897</b>
<b>TRANSFERS FROM</b>				
(06-3020-323) TRANS FUND 23 ENTERPRISE ZONE	\$162,784	\$377,500	\$377,500	\$377,500
<b>TRANSFERS FROM TOTAL</b>	<b>\$162,784</b>	<b>\$377,500</b>	<b>\$377,500</b>	<b>\$377,500</b>
<b>INTEREST</b>				
(06-3014-150) INTEREST ON INVESTMENTS	\$1,011	-\$915	\$0	\$0
<b>INTEREST TOTAL</b>	<b>\$1,011</b>	<b>-\$915</b>	<b>\$0</b>	<b>\$0</b>
<b>TOTAL</b>	<b>\$10,066,070</b>	<b>\$10,409,096</b>	<b>\$11,806,391</b>	<b>\$13,537,397</b>

# CONSOLIDATED UTILITY EXPENDITURES

## By department

### Consolidated Utility Departments

	2020-21 Actual	2021 - 22 Actual	2022-23 Budget	2023-24 Proposed
<b>DEPARTMENTS</b>				
(06-6310) RECYCLED WATER PLANT MAINT	\$5,005,644	\$5,429,833	\$6,198,318	\$7,048,718
(06-6320) WATER PRODUCTION/MAINT	\$3,754,393	\$4,019,830	\$5,608,073	\$6,488,678
<b>DEPARTMENTS TOTAL</b>	<b>\$8,760,037</b>	<b>\$9,449,663</b>	<b>\$11,806,391</b>	<b>\$13,537,397</b>
<b>TOTAL</b>	<b>\$8,760,037</b>	<b>\$9,449,663</b>	<b>\$11,806,391</b>	<b>\$13,537,397</b>

# CONSOLIDATED UTILITY EXPENDITURES

## By category

### Utility Expenditures by Category

	2020-21 Actual	2021 - 22 Actual	2022-23 Budget	2023-24 Proposed
<b>TRANSFERS</b>				
(06-6310-4425) RES-UTILITY CONSTRUCTION	\$1,312,000	\$1,312,000	\$1,312,000	\$690,536
(06-6320-4420) RES-CIP WATER PROJECTS	\$670,000	\$670,000	\$1,058,140	\$941,000
(06-6310-4695) TRANS TO GENERAL FUND	\$297,900	\$297,900	\$312,679	\$380,700
(06-6320-4695) TRANS TO GENERAL FUND	\$259,800	\$259,800	\$272,906	\$347,200
(06-6310-4426) RES-SANITARY SEWER DEPT EQUIP	\$160,000	\$160,000	\$160,000	\$160,000
(06-6310-4442) TRANSFER TO IT FUND	\$0	\$0	\$29,000	\$23,700
(06-6320-4442) TRANSFER TO IT FUND	\$0	\$0	\$15,000	\$14,900
<b>TRANSFERS TOTAL</b>	<b>\$2,699,700</b>	<b>\$2,699,700</b>	<b>\$3,159,725</b>	<b>\$2,558,036</b>
<b>MATERIALS &amp; SERVICES</b>	\$1,993,023	\$2,428,245	\$2,980,750	\$3,402,025
<b>DEBT SERVICE</b>	\$2,046,446	\$2,228,697	\$2,372,350	\$2,233,057
<b>PERSONNEL SERVICES</b>	\$1,872,082	\$2,075,159	\$2,304,556	\$2,432,769
<b>CONTINGENCY</b>	\$0	\$0	\$989,010	\$1,551,510
<b>SPECIAL PAYMENTS</b>	\$0	\$0	\$0	\$1,360,000
<b>CAPITAL OUTLAY</b>	\$148,786	\$17,862	\$0	\$0
<b>TOTAL</b>	<b>\$8,760,037</b>	<b>\$9,449,663</b>	<b>\$11,806,391</b>	<b>\$13,537,397</b>

**THIS PAGE IS LEFT  
INTENTIONALLY BLANK**



*Where Life is Sweet*

# RECYCLED WATER TREATMENT

## MISSION AND DESCRIPTION

### MISSION STATEMENT

To operate the City of Hermiston's Recycled Water Plant and Collection System. Providing the most efficient operation of the City's sanitary sewer and collection system in a professional, safe, cost-effective, and courteous manner.

### DEPARTMENT DESCRIPTION

The recycled water department is responsible for the operation and maintenance of approximately eighty miles of sanitary sewer lines, nine sewer lift stations, three stormwater pump stations, and the recycled water treatment plant.

This budget includes the costs of operation for the recycled water plant, collection system, laboratory, bio-solids disposal, and all associated costs for recycled water related activities.

# EXPENDITURES

## Recycled Water Treatment Expenditures

	2020-21 Actual	2021 - 22 Actual	2022-23 Budget	2023-24 Proposed
<b>TRANSFERS</b>				
(06-6310-4425) RES-UTILITY CONSTRUCTION	\$1,312,000	\$1,312,000	\$1,312,000	\$690,536
(06-6310-4695) TRANS TO GENERAL FUND	\$297,900	\$297,900	\$312,679	\$380,700
(06-6310-4426) RES-SANITARY SEWER DEPT EQUIP	\$160,000	\$160,000	\$160,000	\$160,000
(06-6310-4442) TRANSFER TO IT FUND	\$0	\$0	\$29,000	\$23,700
<b>TRANSFERS TOTAL</b>	<b>\$1,769,900</b>	<b>\$1,769,900</b>	<b>\$1,813,679</b>	<b>\$1,254,936</b>
<b>MATERIALS &amp; SERVICES</b>				
(06-6310-3203) CHEMICALS	\$262,977	\$418,288	\$335,000	\$385,000
(06-6310-2950) MISCELLANEOUS CONTRACTUAL	\$182,346	\$354,266	\$248,000	\$377,300
(06-6310-2510) ELECTRICITY	\$203,060	\$189,008	\$276,000	\$284,300
(06-6310-2650) REPAIRS-MACHINERY & EQUIP	\$65,136	\$96,091	\$107,000	\$120,000
(06-6310-2450) PROPERTY & LIABILITY INS	\$76,820	\$84,178	\$94,000	\$115,620
(06-6310-3222) PARTS FOR OPERATING EQUIP	\$68,003	\$65,397	\$90,000	\$115,000
(06-6310-2130) OTHER PROFESSIONAL SERVICES	\$72,549	\$80,359	\$81,000	\$81,000
(06-6310-2951) BILLING/MAILING SERVICES	\$17,444	\$54,491	\$96,100	\$106,100
(06-6310-3213) MEDICAL & LAB SUPPLIES	\$35,096	\$65,910	\$69,000	\$97,000
(06-6310-3214) MINOR/SAFETY EQUIP	\$31,212	\$29,460	\$61,000	\$61,000
(06-6310-2940) LEASED VEHICLES	\$13,733	\$19,354	\$50,550	\$84,390
(06-6310-2240) TRAVEL & TRAINING	\$6,713	\$15,159	\$51,000	\$26,000
(06-6310-3215) MOTOR VEHICLE FUEL & OIL	\$15,155	\$22,603	\$16,000	\$21,000
(06-6310-3208) FUEL-OTHER THAN VEHICLE	\$10,017	\$14,700	\$15,000	\$15,000
(06-6310-2985) LICENSES & PERMITS	\$18,080	\$530	\$16,000	\$20,000
(06-6310-2520) TELEPHONE	\$10,818	\$11,982	\$14,500	\$14,500
(06-6310-2680) REPAIRS-OFFICE EQUIPMENT	\$1,589	\$0	\$19,000	\$19,000
(06-6310-2920) DUES & MEMBERSHIP	\$4,520	\$21,779	\$4,500	\$4,500
(06-6310-2110) ACCOUNTING & AUDITING	\$7,200	\$7,344	\$8,000	\$8,000
(06-6310-2930) LAUNDRY & OTHER SANITATION	\$5,054	\$5,055	\$5,900	\$5,900
(06-6310-3211) LUBE-OTHER THAN VEHICLE	\$3,024	\$130	\$9,000	\$9,000
(06-6310-3216) MOTOR VEHICLE PARTS	\$2,819	\$5,314	\$5,000	\$7,000
(06-6310-3101) OFFICE SUPPLIES	\$2,528	\$1,700	\$4,600	\$4,600
(06-6310-2210) POSTAGE	\$2,961	\$1,298	\$6,000	\$3,000
(06-6310-3218) PLUMBING & SEWAGE SUPPLIES	\$1,076	\$1,490	\$3,500	\$3,500
(06-6310-3207) FOOD & MISCELLANEOUS	\$543	\$1,145	\$2,500	\$2,500
(06-6310-3204) CLEAN/SANITATION SUPPLIES	\$235	\$989	\$1,350	\$1,350
(06-6310-3217) PAINT & PAINT SUPPLIES	\$268	\$663	\$1,000	\$1,000
(06-6310-3205) CONCRETE SUPPLIES	\$5	\$386	\$1,000	\$1,000
(06-6310-3201) AG & HORT SUPPLIES	\$92	\$25	\$0	\$0
(06-6310-3300) OVER AND SHORTS	-\$131	-\$116	\$0	\$0
<b>MATERIALS &amp; SERVICES TOTAL</b>	<b>\$1,120,941</b>	<b>\$1,568,977</b>	<b>\$1,691,500</b>	<b>\$1,993,560</b>
<b>PERSONNEL SERVICES</b>				
SALARY & WAGES	\$624,736	\$694,953	\$776,247	\$834,186
RETIREMENT	\$168,480	\$187,303	\$223,948	\$251,252
MEDICAL, DENTAL & LIFE INS	\$161,501	\$191,911	\$222,713	\$220,870
SOCIAL SECURITY	\$47,281	\$52,619	\$59,437	\$63,876
OVERTIME	\$14,682	\$17,078	\$27,436	\$27,436
ACCIDENT INSURANCE	\$9,543	\$10,797	\$13,785	\$14,434
LONG TERM DISABILITY	\$0	\$0	\$4,446	\$4,503
PAID LEAVE OREGON	\$0	\$0	\$3,100	\$3,340
EMPR CONTRIB DEFERRED COMP	\$428	\$410	\$700	\$800
UNEMPLOYMENT INSURANCE	-\$2,465	-\$7,584	\$5,423	\$5,845
<b>PERSONNEL SERVICES TOTAL</b>	<b>\$1,024,186</b>	<b>\$1,147,488</b>	<b>\$1,337,234</b>	<b>\$1,426,542</b>
<b>DEBT SERVICE</b>				
(06-6310-5125) BOND PRINCIPAL 2020 UTILITY	\$0	\$380,000	\$395,000	\$410,000
(06-6310-5225) BOND INTEREST 2020 UTILITY	\$0	\$277,900	\$262,700	\$246,900
(06-6310-5110) PRINCIPAL CWSRF LOANS	\$467,500	\$0	\$0	\$0

	2020-21 Actual	2021 - 22 Actual	2022-23 Budget	2023-24 Proposed
(06-6310-5205) BOND INTEREST 2014 BONDS	\$90,950	\$88,100	\$85,100	\$81,950
(06-6310-5105) BOND PRINCIPAL 2014 BONDS	\$70,000	\$72,500	\$77,500	\$80,000
(06-6310-5120) BOND PRINCIPAL 2017 UTILITY	\$65,000	\$65,000	\$67,500	\$70,000
(06-6310-5210) INTEREST CWSRF LOANS	\$204,324	\$0	\$0	\$0
(06-6310-5220) BOND INTEREST 2017 UTILITY	\$44,056	\$42,106	\$40,157	\$38,132
<b>DEBT SERVICE TOTAL</b>	<b>\$941,831</b>	<b>\$925,606</b>	<b>\$927,957</b>	<b>\$926,982</b>
<b>CONTINGENCY</b>				
(06-6310-6000) CONTINGENCY	\$0	\$0	\$427,948	\$766,698
<b>CONTINGENCY TOTAL</b>	<b>\$0</b>	<b>\$0</b>	<b>\$427,948</b>	<b>\$766,698</b>
<b>SPECIAL PAYMENTS</b>	\$0	\$0	\$0	\$680,000
<b>CAPITAL OUTLAY</b>				
(06-6310-4202) SANITARY SEWER MAIN	\$131,022	\$0	\$0	\$0
(06-6310-4312) OTHER EQUIPMENT	\$17,764	\$17,764	\$0	\$0
(06-6310-4305) OFFICE EQUIPMENT	\$0	\$98	\$0	\$0
<b>CAPITAL OUTLAY TOTAL</b>	<b>\$148,786</b>	<b>\$17,862</b>	<b>\$0</b>	<b>\$0</b>
<b>TOTAL</b>	<b>\$5,005,644</b>	<b>\$5,429,833</b>	<b>\$6,198,318</b>	<b>\$7,048,718</b>

**THIS PAGE IS LEFT  
INTENTIONALLY BLANK**



*Where Life is Sweet*

# WATER PRODUCTION & MAINTENANCE

## MISSION AND DESCRIPTION

### MISSION STATEMENT

To provide a continuous supply of potable drinking water and non-potable water for domestic, commercial, industrial use and fire protection, in a safe, efficient and courteous manner.

### DEPARTMENT DESCRIPTION

The Hermiston Water Department (HWD) is responsible for two independent water systems. The City system produces explicitly potable water for domestic, commercial and industrial use. The Regional system produces both potable and non-potable water for the Regional Water users. HWD is regulated by Federal and State drinking water regulations.



# EXPENDITURES

## Water Production & Maintenance Expenditures

	2020-21 Actual	2021 - 22 Actual	2022-23 Budget	2023-24 Proposed
<b>DEBT SERVICE</b>				
(06-6320-5130) BOND PRINCIPAL 2020 UTILITY	\$0	\$380,000	\$395,000	\$410,000
(06-6320-5230) BOND INTEREST 2020 UTILITY	\$0	\$277,900	\$262,700	\$246,900
(06-6320-5125) PRINCIPAL NE WATER TOWER LOAN	\$0	\$239,139	\$246,530	\$254,150
(06-6320-5225) INTEREST NE WATER TOWER LOAN	\$162,784	\$138,345	\$269,906	\$123,340
(06-6320-5110) PRINCIPAL CWSRF LOANS	\$467,500	\$0	\$0	\$0
(06-6320-5205) BOND INTEREST 2014 BONDS	\$90,950	\$88,100	\$85,100	\$83,550
(06-6320-5105) BOND PRINCIPAL 2014 BONDS	\$70,000	\$72,500	\$77,500	\$80,000
(06-6320-5120) BOND PRINCIPAL 2017 UTILITY	\$65,000	\$65,000	\$67,500	\$70,000
(06-6320-5210) INTEREST CWSRF LOANS	\$204,324	\$0	\$0	\$0
(06-6320-5220) BOND INTEREST 2017 UTILITY	\$44,056	\$42,106	\$40,157	\$38,135
<b>DEBT SERVICE TOTAL</b>	<b>\$1,104,615</b>	<b>\$1,303,091</b>	<b>\$1,444,393</b>	<b>\$1,306,075</b>
<b>TRANSFERS</b>				
(06-6320-4420) RES-CIP WATER PROJECTS	\$670,000	\$670,000	\$1,058,140	\$941,000
(06-6320-4695) TRANS TO GENERAL FUND	\$259,800	\$259,800	\$272,906	\$347,200
(06-6320-4442) TRANSFER TO IT FUND	\$0	\$0	\$15,000	\$14,900
<b>TRANSFERS TOTAL</b>	<b>\$929,800</b>	<b>\$929,800</b>	<b>\$1,346,046</b>	<b>\$1,303,100</b>
<b>MATERIALS &amp; SERVICES</b>				
(06-6320-2950) MISCELLANEOUS CONTRACTUAL	\$119,231	\$101,959	\$365,000	\$365,000
(06-6320-2510) ELECTRICITY	\$203,351	\$210,992	\$260,000	\$260,000
(06-6320-2130) OTHER PROFESSIONAL SERVICES	\$150,091	\$146,028	\$164,000	\$214,000
(06-6320-3218) PLUMBING & SEWAGE SUPPLIES	\$186,660	\$116,502	\$130,000	\$130,000
(06-6320-2951) BILLING/MAILING SERVICES	\$17,178	\$54,503	\$55,000	\$70,500
(06-6320-2450) PROPERTY & LIABILITY INS	\$38,099	\$39,725	\$48,000	\$50,100
(06-6320-3203) CHEMICALS	\$32,206	\$33,226	\$32,000	\$54,000
(06-6320-2940) LEASED VEHICLES	\$20,577	\$25,550	\$28,600	\$52,440
(06-6320-3222) PARTS FOR OPERATING EQUIP	\$20,263	\$34,787	\$28,000	\$28,000
(06-6320-2540) REGIONAL WATER	\$0	\$0	\$50,000	\$50,000
(06-6320-2165) WATER SAMPLES	\$11,134	\$10,262	\$25,825	\$29,000
(06-6320-3215) MOTOR VEHICLE FUEL & OIL	\$10,939	\$17,877	\$17,000	\$17,000
(06-6320-2920) DUES & MEMBERSHIP	\$10,425	\$0	\$21,850	\$21,850
(06-6320-3214) MINOR/SAFETY EQUIP	\$16,945	\$8,928	\$11,000	\$11,000
(06-6320-2670) REPAIRS-OPERATING EQUIP	\$4,517	\$21,407	\$10,000	\$10,000
(06-6320-2110) ACCOUNTING & AUDITING	\$7,200	\$7,344	\$8,000	\$9,400
(06-6320-3101) OFFICE SUPPLIES	\$6,085	\$4,783	\$8,000	\$8,000
(06-6320-2520) TELEPHONE	\$6,285	\$6,948	\$6,600	\$6,600
(06-6320-2240) TRAVEL & TRAINING	\$897	\$5,695	\$5,800	\$7,000
(06-6320-3216) MOTOR VEHICLE PARTS	\$1,398	\$5,002	\$3,750	\$3,750
(06-6320-2660) REPAIRS-MOTOR VEHICLES	\$3,073	\$933	\$3,500	\$3,500
(06-6320-3211) LUBE-OTHER THAN VEHICLE	\$1,044	\$1,199	\$1,500	\$1,500
(06-6320-2680) REPAIRS-OFFICE EQUIPMENT	\$431	\$0	\$2,000	\$2,000
(06-6320-3205) CONCRETE SUPPLIES	\$1,003	\$1,771	\$500	\$500
(06-6320-3217) PAINT & PAINT SUPPLIES	\$893	\$1,954	\$375	\$375
(06-6320-2210) POSTAGE	\$708	\$655	\$1,000	\$1,000
(06-6320-3208) FUEL-OTHER THAN VEHICLE	\$593	\$753	\$700	\$700
(06-6320-2650) REPAIRS-MACHINERY & EQUIP	\$101	\$325	\$400	\$400
(06-6320-3207) FOOD & MISCELLANEOUS	\$105	\$92	\$450	\$450
(06-6320-2730) EQUIPMENT RENT ALLOWANCE	\$503	\$0	\$250	\$250
(06-6320-3204) CLEAN/SANITATION SUPPLIES	\$217	\$184	\$150	\$150
(06-6320-3300) OVER AND SHORTS	-\$68	-\$114	\$0	\$0
<b>MATERIALS &amp; SERVICES TOTAL</b>	<b>\$872,082</b>	<b>\$859,269</b>	<b>\$1,289,250</b>	<b>\$1,408,465</b>
<b>PERSONNEL SERVICES</b>				
SALARY & WAGES	\$493,005	\$530,024	\$538,340	\$557,929
RETIREMENT	\$148,144	\$166,566	\$163,383	\$176,181
MEDICAL, DENTAL & LIFE INS	\$148,963	\$165,014	\$162,551	\$166,692

	2020-21 Actual	2021 - 22 Actual	2022-23 Budget	2023-24 Proposed
SOCIAL SECURITY	\$37,818	\$41,673	\$41,198	\$42,697
OVERTIME	\$13,775	\$22,013	\$42,771	\$42,771
ACCIDENT INSURANCE	\$8,633	\$9,062	\$9,909	\$10,270
LONG TERM DISABILITY	\$0	\$0	\$3,000	\$3,097
PAID LEAVE OREGON	\$0	\$0	\$2,200	\$2,233
EMPR CONTRIB DEFERRED COMP	\$104	\$101	\$200	\$200
(2730) EQUIPMENT RENT ALLOWANCE	\$0	\$0	\$0	\$250
UNEMPLOYMENT INSURANCE	-\$2,546	-\$6,781	\$3,770	\$3,907
<b>PERSONNEL SERVICES TOTAL</b>	<b>\$847,896</b>	<b>\$927,671</b>	<b>\$967,322</b>	<b>\$1,006,226</b>
<b>CONTINGENCY</b>				
(06-6320-6000) CONTINGENCY	\$0	\$0	\$561,062	\$784,812
<b>CONTINGENCY TOTAL</b>	<b>\$0</b>	<b>\$0</b>	<b>\$561,062</b>	<b>\$784,812</b>
<b>SPECIAL PAYMENTS</b>	\$0	\$0	\$0	\$680,000
<b>TOTAL</b>	<b>\$3,754,393</b>	<b>\$4,019,830</b>	<b>\$5,608,073</b>	<b>\$6,488,678</b>

**THIS PAGE IS LEFT  
INTENTIONALLY BLANK**



# HERMISTON ENERGY SERVICES FUND

## MISSION AND FUND DESCRIPTION

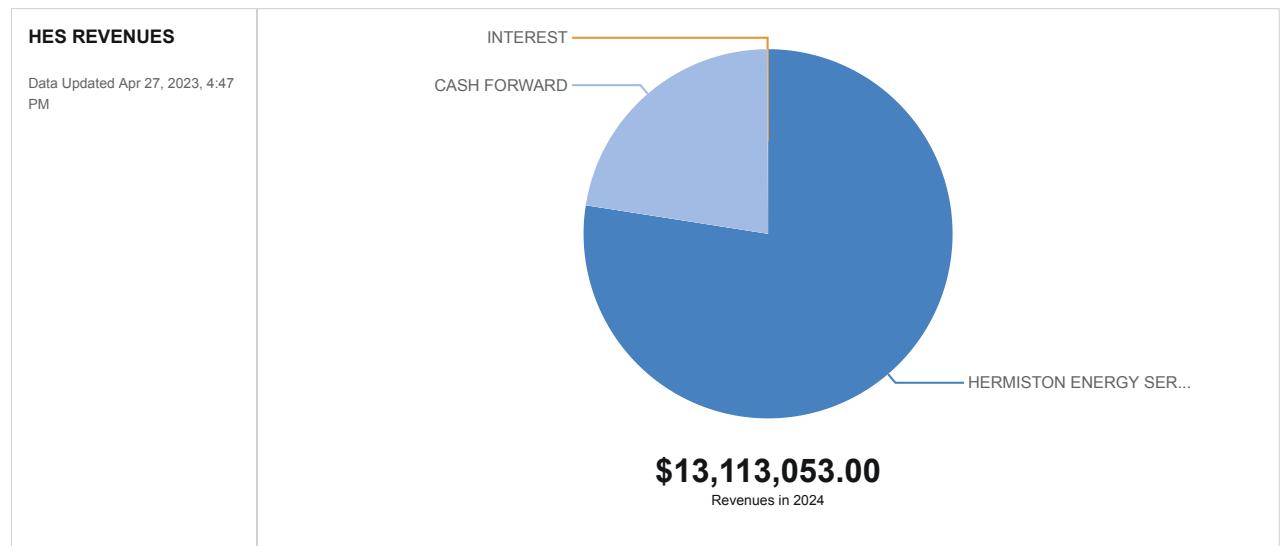
### MISSION STATEMENT

To provide the citizen-owners of Hermiston Energy Services with safe and reliable electric service at comparable and affordable prices.

### DEPARTMENT DESCRIPTION

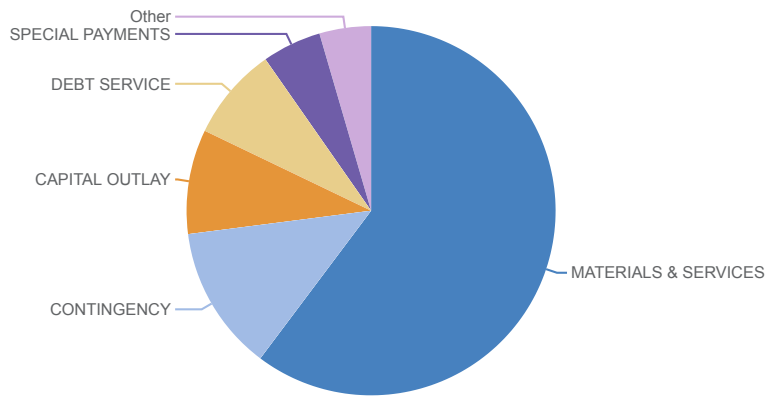
HES has completed 19 calendar years of operation. During that time, HES has spent millions on system improvements, underground replacements, and line extensions.

HES's single largest cost is wholesale power and transmission costs from the Bonneville Power Administration (BPA). Over the last ten years, HES's wholesale power provider, Bonneville Power Administration (BPA) has increased the cost by approximately 36 percent to Hermiston Energy Services and other public utilities throughout the Northwest. HES's wholesale power costs comprise over 60% of its total operating expenses.



**HES EXPENDITURES**

Data Updated Apr 27, 2023, 4:47 PM



**\$13,113,053.34**

Expenses in 2024

# RESOURCES

**Energy Fund Resources**

	2020-21 Actual	2021 - 22 Actual	2022-23 Budget	2023-24 Proposed
<b>HERMISTON ENERGY SERVICES SERVICE CHARGES</b>				
(13-3019-260) ENERGY SERVICES	\$9,363,840	\$10,034,502	\$9,600,000	\$9,958,995
(13-3019-280) MISCELLANEOUS ENERGY SERVICES	\$347,295	\$397,953	\$200,000	\$200,000
<b>HERMISTON ENERGY SERVICES SERVICE CHARGES TOTAL</b>	<b>\$9,711,134</b>	<b>\$10,432,455</b>	<b>\$9,800,000</b>	<b>\$10,158,995</b>
<b>CASH FORWARD</b>				
(13-3099-100) CASH FORWARD	\$0	\$0	\$2,685,134	\$2,944,058
<b>CASH FORWARD TOTAL</b>	<b>\$0</b>	<b>\$0</b>	<b>\$2,685,134</b>	<b>\$2,944,058</b>
<b>TRANSFERS FROM</b>				
(13-3020-320) TRANS FM RESERVE FUND	\$500,000	\$0	\$0	\$0
<b>TRANSFERS FROM TOTAL</b>	<b>\$500,000</b>	<b>\$0</b>	<b>\$0</b>	<b>\$0</b>
<b>INTEREST</b>				
(13-3014-110) INTEREST ON INVESTMENTS	\$19,222	-\$41,941	\$10,000	\$10,000
<b>INTEREST TOTAL</b>	<b>\$19,222</b>	<b>-\$41,941</b>	<b>\$10,000</b>	<b>\$10,000</b>
<b>TOTAL</b>	<b>\$10,230,356</b>	<b>\$10,390,514</b>	<b>\$12,495,134</b>	<b>\$13,113,053</b>

# EXPENDITURES

## Energy Fund Expenditures

	2020-21 Actual	2021 - 22 Actual	2022-23 Budget	2023-24 Proposed
<b>MATERIALS &amp; SERVICES</b>				
(13-6350-2550) POWER PURCHASES-BPA	\$5,106,096	\$5,102,385	\$4,752,683	\$4,877,683
(13-6350-2130) OTHER PROFESSIONAL SERVICES	\$1,618,522	\$1,626,285	\$1,849,000	\$1,849,000
(13-6350-2555) IN LIEU OF TAXES	\$636,269	\$710,124	\$672,000	\$710,000
(13-6350-2560) CONSERVATION SERVICES	\$125,480	\$124,817	\$130,000	\$130,000
(13-6350-2530) STREET LIGHTS	\$119,818	\$126,913	\$120,000	\$120,000
(13-6350-2920) DUES & MEMBERSHIP	\$47,457	\$68,743	\$50,000	\$60,000
(13-6350-2950) MISCELLANEOUS CONTRACTUAL	\$25,850	\$25,992	\$50,000	\$75,000
(13-6350-2565) ENERGY ASSISTANCE (HEAT)	\$100,000	\$15,000	\$25,000	\$25,000
(13-6350-2450) PROPERTY & LIABILITY INS	\$31,112	\$33,881	\$29,000	\$29,000
(13-6350-2240) TRAVEL & TRAINING	\$1,068	\$10,772	\$15,000	\$15,000
(13-6350-3101) OFFICE SUPPLIES	\$1,405	\$2,102	\$2,500	\$2,500
(13-6350-3214) MINOR/SAFETY EQUIP	\$1,238	\$449	\$2,500	\$2,500
(13-6350-2520) TELEPHONE	\$1,678	\$1,852	\$1,500	\$1,500
(13-6350-2110) ACCOUNTING & AUDITING	\$3,600	-\$7,366	\$3,500	\$3,500
<b>MATERIALS &amp; SERVICES TOTAL</b>	<b>\$7,819,593</b>	<b>\$7,841,949</b>	<b>\$7,702,683</b>	<b>\$7,900,683</b>
<b>DEBT SERVICE</b>				
(13-6350-5100) BOND PRINCIPAL -2016 HES	\$625,000	\$640,000	\$660,000	\$680,000
(13-6350-5200) BOND INTEREST-2016 HES	\$444,413	\$430,750	\$411,250	\$391,150
<b>DEBT SERVICE TOTAL</b>	<b>\$1,069,413</b>	<b>\$1,070,750</b>	<b>\$1,071,250</b>	<b>\$1,071,150</b>
<b>CONTINGENCY</b>				
(13-6350-6000) CONTINGENCY	\$0	\$0	\$2,548,304	\$1,668,304
<b>CONTINGENCY TOTAL</b>	<b>\$0</b>	<b>\$0</b>	<b>\$2,548,304</b>	<b>\$1,668,304</b>
<b>CAPITAL OUTLAY</b>				
(13-6350-4204) CAPITAL IMPROVEMENTS	\$671,711	\$864,153	\$800,000	\$1,200,000
<b>CAPITAL OUTLAY TOTAL</b>	<b>\$671,711</b>	<b>\$864,153</b>	<b>\$800,000</b>	<b>\$1,200,000</b>
<b>TRANSFERS</b>				
(13-6350-4660) TRANS TO GENERAL FUND	\$157,800	\$157,800	\$165,690	\$171,850
(13-6350-4470) RES - HES IMPROVEMENTS	\$0	\$0	\$0	\$200,000
(13-6350-4665) TRANS TO IT FUND	\$0	\$0	\$5,000	\$2,350
<b>TRANSFERS TOTAL</b>	<b>\$157,800</b>	<b>\$157,800</b>	<b>\$170,690</b>	<b>\$374,200</b>
<b>PERSONNEL SERVICES</b>				
SALARY & WAGES	\$106,976	\$121,566	\$128,618	\$138,944
RETIREMENT	\$26,673	\$32,896	\$34,831	\$39,489
MEDICAL, DENTAL & LIFE INS	\$24,661	\$24,934	\$25,184	\$25,799
SOCIAL SECURITY	\$7,987	\$9,101	\$9,847	\$10,637
ACCIDENT INSURANCE	\$1,166	\$1,203	\$1,326	\$1,432
LONG TERM DISABILITY	\$0	\$0	\$800	\$786
PAID LEAVE OREGON	\$0	\$0	\$600	\$556
UNEMPLOYMENT INSURANCE	-\$398	-\$1,107	\$901	\$973
EMPR CONTRIB DEFERRED COMP	\$48	\$48	\$100	\$100
<b>PERSONNEL SERVICES TOTAL</b>	<b>\$167,112</b>	<b>\$188,641</b>	<b>\$202,207</b>	<b>\$218,716</b>
<b>SPECIAL PAYMENTS</b>	<b>\$0</b>	<b>\$0</b>	<b>\$0</b>	<b>\$680,000</b>
<b>TOTAL</b>	<b>\$9,885,629</b>	<b>\$10,123,293</b>	<b>\$12,495,134</b>	<b>\$13,113,053</b>

**THIS PAGE IS LEFT  
INTENTIONALLY BLANK**



Where Life is Sweet

# REGIONAL WATER

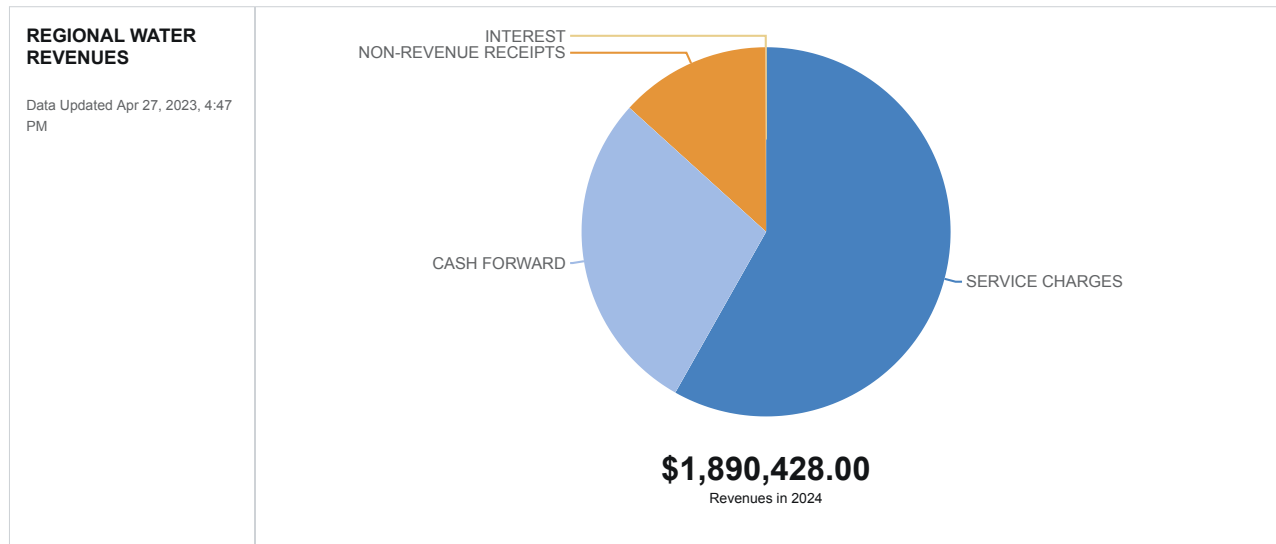
## MISSION AND FUND DESCRIPTION

### MISSION STATEMENT

To provide a continuous supply of potable drinking water & non-potable water for domestic, commercial, industrial use, and fire protection, in a safe, efficient, and courteous manner.

### DEPARTMENT DESCRIPTION

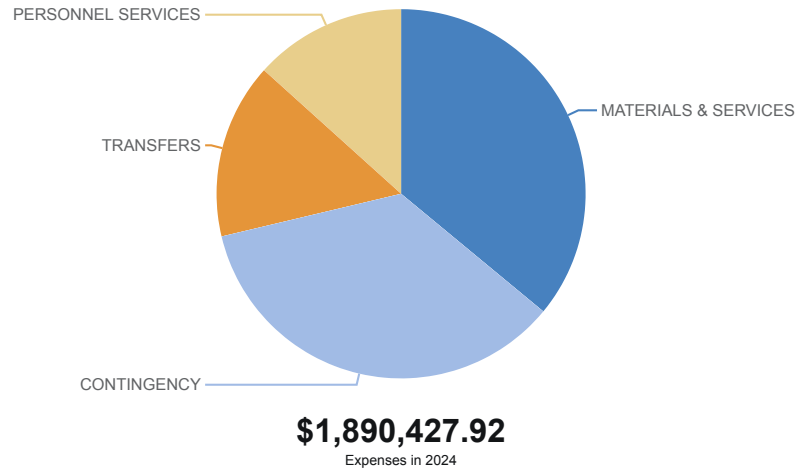
The Hermiston Water Department (HWD) is responsible for two independent water systems. The City system produces explicitly potable water for domestic, commercial, and industrial use. The Regional system produces both potable and non –potable water for the Regional Water users. The HWD is regulated by Federal and State drinking water regulations.





**REGIONAL WATER EXPENDITURES**

Data Updated Apr 27, 2023, 4:47 PM



## REGIONAL WATER FUND RESOURCES

**Regional Water Fund Resources**

	2020-21 Actual	2021 - 22 Actual	2022-23 Budget	2023-24 Proposed
<b>SERVICE CHARGES</b>				
(15-3019-275) NON-POTABLE WATER RECEIPTS	\$853,274	\$915,553	\$1,050,000	\$1,050,000
(15-3019-270) POTABLE WATER RECEIPTS	\$154,672	\$115,376	\$50,000	\$50,000
<b>SERVICE CHARGES TOTAL</b>	<b>\$1,007,947</b>	<b>\$1,030,930</b>	<b>\$1,100,000</b>	<b>\$1,100,000</b>
<b>CASH FORWARD</b>				
(15-3099-100) CASH FORWARD	\$0	\$0	\$523,653	\$539,428
<b>CASH FORWARD TOTAL</b>	<b>\$0</b>	<b>\$0</b>	<b>\$523,653</b>	<b>\$539,428</b>
<b>NON-REVENUE RECEIPTS</b>				
(15-3018-610) REIMBURSE DIRECT EXPENSE	\$172,484	\$165,984	\$250,000	\$250,000
<b>NON-REVENUE RECEIPTS TOTAL</b>	<b>\$172,484</b>	<b>\$165,984</b>	<b>\$250,000</b>	<b>\$250,000</b>
<b>WATER SERVICE CHARGES</b>	\$0	\$15,750	\$0	\$0
<b>INTEREST</b>				
(15-3014-110) INTEREST ON INVESTMENTS	\$0	\$0	\$1,000	\$1,000
<b>INTEREST TOTAL</b>	<b>\$0</b>	<b>\$0</b>	<b>\$1,000</b>	<b>\$1,000</b>
<b>TOTAL</b>	<b>\$1,180,431</b>	<b>\$1,212,664</b>	<b>\$1,874,653</b>	<b>\$1,890,428</b>

## CONSOLIDATED REGIONAL WATER EXPENDITURES By department

**Consolidated Regional Water Expenditures by Department**

	2020-21 Actual	2021 - 22 Actual	2022-23 Budget	2023-24 Proposed
<b>(15-8810) NON-DEPARTMENTAL</b>	\$482,102	\$531,813	\$1,086,642	\$1,122,135
<b>(15-6335) RIVER INTAKE STATION</b>	\$296,926	\$280,395	\$376,516	\$368,041
<b>(15-6320) NON-POTABLE WATER</b>	\$146,368	\$150,412	\$231,473	\$225,852
<b>(15-6330) POTABLE WATER</b>	\$139,585	\$137,095	\$180,022	\$174,401
<b>TOTAL</b>	<b>\$1,064,982</b>	<b>\$1,099,715</b>	<b>\$1,874,653</b>	<b>\$1,890,428</b>

# CONSOLIDATED REGIONAL WATER EXPENDITURES

## By category

### Regional Water Consolidated Expenditures by category

	2020-21 Actual	2021 - 22 Actual	2022-23 Budget	2023-24 Proposed
<b>MATERIALS &amp; SERVICES</b>	\$616,220	\$645,398	\$676,600	\$680,463
<b>CONTINGENCY</b>	\$0	\$0	\$667,122	\$667,122
<b>TRANSFERS</b>				
(15-8810-4430) RES-REPAIR & REPLACEMENT	\$200,000	\$200,000	\$200,000	\$200,000
(15-8810-4435) TRANS TO GENERAL FUND	\$56,400	\$56,400	\$59,220	\$90,850
<b>TRANSFERS TOTAL</b>	<b>\$256,400</b>	<b>\$256,400</b>	<b>\$259,220</b>	<b>\$290,850</b>
<b>PERSONNEL SERVICES</b>	\$192,362	\$197,917	\$271,711	\$251,993
<b>TOTAL</b>	<b>\$1,064,982</b>	<b>\$1,099,715</b>	<b>\$1,874,653</b>	<b>\$1,890,428</b>

# NON-POTABLE WATER EXPENDITURES

### Non-Potable Water Department Expenditures

	2020-21 Actual	2021 - 22 Actual	2022-23 Budget	2023-24 Proposed
<b>MATERIALS &amp; SERVICES</b>				
(15-6320-3208) FUEL-OTHER THAN VEHICLE	\$1,404	\$1,188	\$1,300	\$1,300
(15-6320-3214) MINOR/SAFETY EQUIP	\$0	\$0	\$1,000	\$1,000
(15-6320-3218) PLUMBING & SEWAGE SUPPLIES	\$24	\$0	\$50	\$50
(15-6320-3222) PARTS FOR OPERATING EQUIP	\$6,258	\$1,259	\$24,000	\$24,000
(15-6320-2550) RW- PURCHASE-NON-POTABLE WATER	\$0	\$0	\$5,000	\$5,000
(15-6320-2950) MISCELLANEOUS CONTRACTUAL	\$8,776	\$16,925	\$25,000	\$25,000
(15-6320-2510) ELECTRICITY	\$66,345	\$58,777	\$89,000	\$89,000
<b>MATERIALS &amp; SERVICES TOTAL</b>	<b>\$82,807</b>	<b>\$78,150</b>	<b>\$145,350</b>	<b>\$145,350</b>
<b>PERSONNEL SERVICES</b>				
LONG TERM DISABILITY	\$0	\$0	\$300	\$216
SOCIAL SECURITY	\$2,756	\$3,046	\$3,278	\$2,945
RETIREMENT	\$12,181	\$13,190	\$14,076	\$13,129
ACCIDENT INSURANCE	\$680	\$678	\$788	\$708
UNEMPLOYMENT INSURANCE	-\$179	-\$480	\$300	\$270
EMPR CONTRIB DEFERRED COMP	\$14	\$17	\$30	\$30
MEDICAL, DENTAL & LIFE INS	\$9,279	\$10,348	\$10,074	\$10,320
PAID LEAVE OREGON	\$0	\$0	\$200	\$154
SALARY & WAGES	\$34,868	\$37,176	\$42,820	\$38,472
OVERTIME	\$3,964	\$8,288	\$14,257	\$14,257
<b>PERSONNEL SERVICES TOTAL</b>	<b>\$63,562</b>	<b>\$72,262</b>	<b>\$86,123</b>	<b>\$80,502</b>
<b>TOTAL</b>	<b>\$146,368</b>	<b>\$150,412</b>	<b>\$231,473</b>	<b>\$225,852</b>

# POTABLE WATER EXPENDITURES

## Potable Water Department Expenditures

	2020-21 Actual	2021 - 22 Actual	2022-23 Budget	2023-24 Proposed
<b>MATERIALS &amp; SERVICES</b>				
(15-6330-3203) CHEMICALS	\$17,422	\$15,686	\$13,000	\$13,000
(15-6330-3213) MEDICAL & LAB SUPPLIES	\$598	\$485	\$1,000	\$1,000
(15-6330-3214) MINOR/SAFETY EQUIP	\$0	\$124	\$150	\$150
(15-6330-3218) PLUMBING & SEWAGE SUPPLIES	\$54	\$37	\$100	\$100
(15-6330-3222) PARTS FOR OPERATING EQUIP	\$3,575	\$6,052	\$4,000	\$4,000
(15-6330-2165) WATER SAMPLES	\$7,857	\$2,212	\$10,000	\$10,000
(15-6330-2550) RW- PURCHASE-POTABLE WATER	\$0	\$0	\$5,000	\$5,000
(15-6330-2950) MISCELLANEOUS CONTRACTUAL	\$3,319	\$5,826	\$3,500	\$3,500
(15-6330-2510) ELECTRICITY	\$44,813	\$45,088	\$60,000	\$60,000
<b>MATERIALS &amp; SERVICES TOTAL</b>	<b>\$77,639</b>	<b>\$75,509</b>	<b>\$96,750</b>	<b>\$96,750</b>
<b>PERSONNEL SERVICES</b>				
LONG TERM DISABILITY	\$0	\$0	\$300	\$216
SOCIAL SECURITY	\$2,701	\$2,661	\$3,278	\$2,945
RETIREMENT	\$11,940	\$11,651	\$14,076	\$13,129
ACCIDENT INSURANCE	\$304	\$3	\$788	\$708
UNEMPLOYMENT INSURANCE	\$182	\$179	\$300	\$270
EMPR CONTRIB DEFERRED COMP	\$13	\$16	\$30	\$30
MEDICAL, DENTAL & LIFE INS	\$9,392	\$8,670	\$10,074	\$10,320
PAID LEAVE OREGON	\$0	\$0	\$200	\$154
SALARY & WAGES	\$33,422	\$32,519	\$42,820	\$38,472
OVERTIME	\$3,993	\$5,888	\$11,406	\$11,406
<b>PERSONNEL SERVICES TOTAL</b>	<b>\$61,947</b>	<b>\$61,587</b>	<b>\$83,272</b>	<b>\$77,651</b>
<b>TOTAL</b>	<b>\$139,585</b>	<b>\$137,095</b>	<b>\$180,022</b>	<b>\$174,401</b>

# RIVER INTAKE STATION EXPENDITURES

## River Intake Station Department Expenditures

	2020-21 Actual	2021 - 22 Actual	2022-23 Budget	2023-24 Proposed
<b>MATERIALS &amp; SERVICES</b>				
(15-6335-3214) MINOR/SAFETY EQUIP	\$26	\$96	\$100	\$100
(15-6335-3218) PLUMBING & SEWAGE SUPPLIES	\$0	\$129	\$100	\$100
(15-6335-3222) PARTS FOR OPERATING EQUIP	\$2,359	\$3,204	\$4,000	\$4,000
(15-6335-2950) MISCELLANEOUS CONTRACTUAL	\$6,125	\$7,851	\$10,000	\$10,000
(15-6335-2510) ELECTRICITY	\$221,562	\$205,047	\$260,000	\$260,000
<b>MATERIALS &amp; SERVICES TOTAL</b>	<b>\$230,072</b>	<b>\$216,327</b>	<b>\$274,200</b>	<b>\$274,200</b>
<b>PERSONNEL SERVICES</b>				
LONG TERM DISABILITY	\$0	\$0	\$300	\$234
SOCIAL SECURITY	\$3,002	\$2,700	\$3,695	\$3,205
RETIREMENT	\$13,142	\$11,034	\$15,869	\$14,284
ACCIDENT INSURANCE	\$641	\$552	\$889	\$771
UNEMPLOYMENT INSURANCE	-\$178	-\$414	\$338	\$293
EMPR CONTRIB DEFERRED COMP	\$17	\$14	\$40	\$40
MEDICAL, DENTAL & LIFE INS	\$7,661	\$9,408	\$11,333	\$11,610
PAID LEAVE OREGON	\$0	\$0	\$200	\$168
SALARY & WAGES	\$28,413	\$24,685	\$48,266	\$41,850
OVERTIME	\$14,155	\$16,089	\$21,386	\$21,386
<b>PERSONNEL SERVICES TOTAL</b>	<b>\$66,854</b>	<b>\$64,068</b>	<b>\$102,316</b>	<b>\$93,841</b>
<b>TOTAL</b>	<b>\$296,926</b>	<b>\$280,395</b>	<b>\$376,516</b>	<b>\$368,041</b>

# NON-DEPARTMENTAL EXPENDITURES

## Non-Department Regional Water Fund Expenditures

	2020-21 Actual	2021 - 22 Actual	2022-23 Budget	2023-24 Proposed
<b>CONTINGENCY</b>				
(15-8810-6000) CONTINGENCY	\$0	\$0	\$667,122	\$667,122
<b>CONTINGENCY TOTAL</b>	<b>\$0</b>	<b>\$0</b>	<b>\$667,122</b>	<b>\$667,122</b>
<b>MATERIALS &amp; SERVICES</b>				
(15-8810-3101) OFFICE SUPPLIES	\$1,060	\$342	\$200	\$200
(15-8810-3211) LUBE-OTHER THAN VEHICLE	\$431	\$53	\$600	\$600
(15-8810-3213) MEDICAL & LAB SUPPLIES	\$0	\$124	\$0	\$0
(15-8810-3214) MINOR/SAFETY EQUIP	\$4,048	\$1,908	\$3,500	\$3,500
(15-8810-3215) MOTOR VEHICLE FUEL & OIL	\$3,662	\$5,370	\$2,500	\$2,500
(15-8810-3216) MOTOR VEHICLE PARTS	\$1,900	\$1,279	\$2,000	\$2,000
(15-8810-3218) PLUMBING & SEWAGE SUPPLIES	\$229	\$55	\$100	\$100
(15-8810-3222) PARTS FOR OPERATING EQUIP	\$2,806	\$8,572	\$11,100	\$11,100
(15-8810-3225) CITY OF UMATILLA VADATA 5%	\$0	\$0	\$1,500	\$1,500
(15-8810-2240) TRAVEL & TRAINING	\$513	\$4,633	\$4,000	\$4,000
(15-8810-2450) PROPERTY & LIABILITY INS	\$9,645	\$10,536	\$12,500	\$16,363
(15-8810-2110) ACCOUNTING & AUDITING	\$3,617	\$3,672	\$3,500	\$3,500
(15-8810-2130) OTHER PROFESSIONAL SERVICES	\$3,000	\$1,658	\$1,800	\$1,800
(15-8810-2940) LEASED VEHICLES	\$0	\$0	\$10,000	\$10,000
(15-8810-2950) MISCELLANEOUS CONTRACTUAL	\$186,644	\$228,588	\$100,000	\$100,000
(15-8810-2520) TELEPHONE	\$8,147	\$8,623	\$7,000	\$7,000
<b>MATERIALS &amp; SERVICES TOTAL</b>	<b>\$225,702</b>	<b>\$275,413</b>	<b>\$160,300</b>	<b>\$164,163</b>
<b>TRANSFERS</b>				
(15-8810-4430) RES-REPAIR & REPLACEMENT	\$200,000	\$200,000	\$200,000	\$200,000
(15-8810-4435) TRANS TO GENERAL FUND	\$56,400	\$56,400	\$59,220	\$90,850
<b>TRANSFERS TOTAL</b>	<b>\$256,400</b>	<b>\$256,400</b>	<b>\$259,220</b>	<b>\$290,850</b>
<b>TOTAL</b>	<b>\$482,102</b>	<b>\$531,813</b>	<b>\$1,086,642</b>	<b>\$1,122,135</b>

**THIS PAGE IS LEFT  
INTENTIONALLY BLANK**



Where Life is Sweet

# EOTEC OPERATIONS FUND

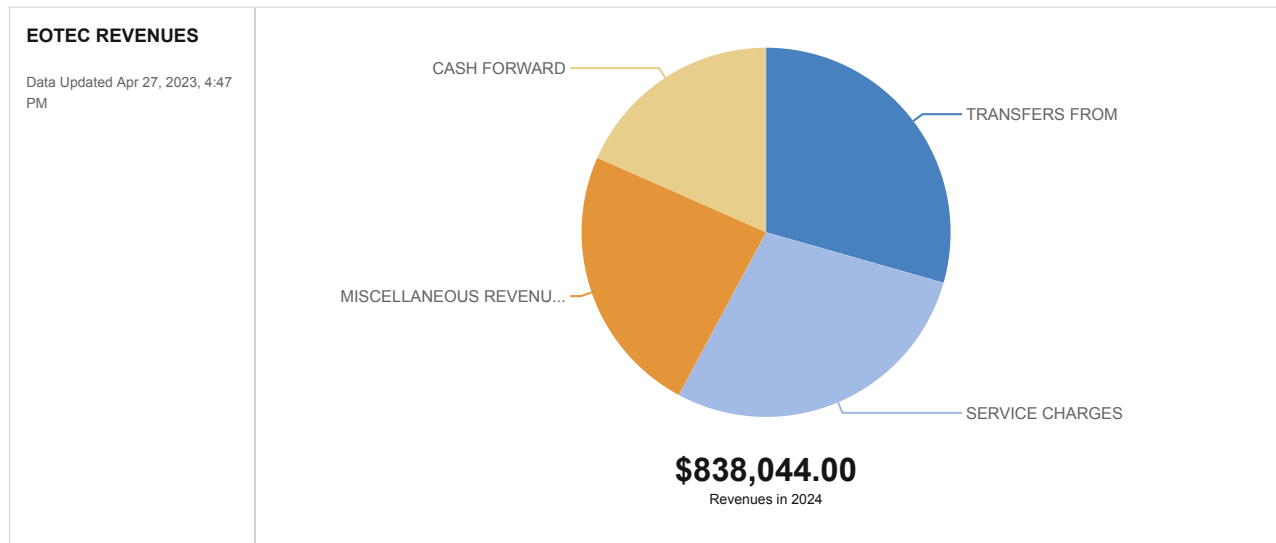
## MISSION AND FUND DESCRIPTION

To serve as a critical piece of the region’s tourism and convention/trade show market by operating a high quality, multi-purpose facility which accommodates private, civic, commercial and cultural related uses.

Opened in 2016, the Eastern Oregon Trade and Events Center provides day-to-day operation and maintenance of the facility as well as booking and management of events, to include the Umatilla County Fair, the Farm City Pro Rodeo, various trade shows, livestock shows, cultural events, various conventions as well as private functions utilizing the multi-use capability of the entire facility.

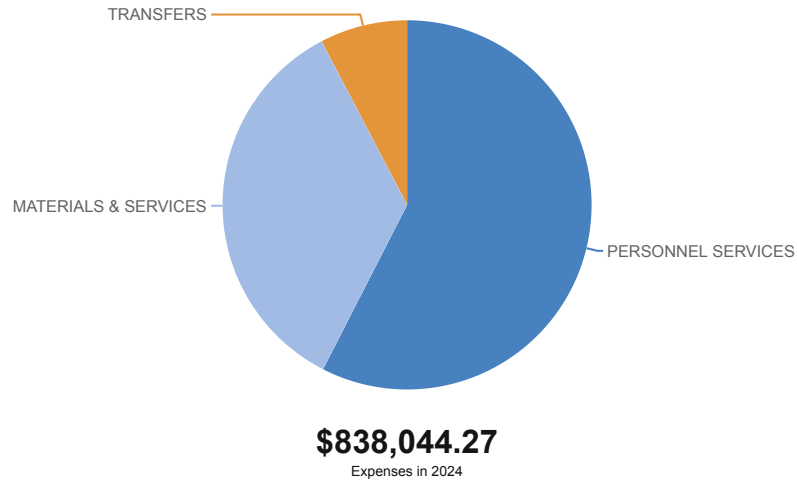
### DEPARTMENT OBJECTIVES 2023-24

- Continue to market EOTEC to the national convention and tourism industry as a premier facility for a number of state, regional and national events.
- Continue the process of building out the necessary infra-structure to realize the full potential of all that EOTEC has to offer.
- Continue to provide prudent management of the facility in a cost-effective, deliberate manner for the benefit of the city of Hermiston as well as the entire region.



**EOTEC EXPENDITURES**

Data Updated Apr 27, 2023, 4:47 PM



# RESOURCES

**Eotec Operations Resources**

	2020-21 Actual	2021 - 22 Actual	2022-23 Budget	2023-24 Proposed
<b>SERVICE CHARGES</b>				
(25-3016-330) EVENT REVENUE	\$238,501	\$365,359	\$461,985	\$30,000
(25-3016-360) FACILITY RENTAL REVENUE	\$0	\$0	\$0	\$325,000
(25-3016-280) EOTEC MISC REVENUE	\$0	\$10,577	\$0	\$20,000
(25-3016-350) FOOD & BEVERAGE REVENUE	\$0	\$0	\$0	\$2,000
<b>SERVICE CHARGES TOTAL</b>	<b>\$238,501</b>	<b>\$375,936</b>	<b>\$461,985</b>	<b>\$377,000</b>
<b>TRANSFERS FROM</b>				
(25-3020-750) TRANS FROM 05 FUND-TPA	\$102,587	\$125,956	\$105,000	\$125,000
(25-3020-765) TRANS FROM RES - EOTEC EQUIPMENT	\$0	\$0	\$0	\$165,000
(25-3020-760) TRANS FROM 05 FUND-TRT	\$0	\$0	\$0	\$100,000
<b>TRANSFERS FROM TOTAL</b>	<b>\$102,587</b>	<b>\$125,956</b>	<b>\$105,000</b>	<b>\$390,000</b>
<b>FROM OTHER AGENCIES</b>				
(25-3015-220) CONTRIBUTION FROM COUNTY	\$75,000	\$75,000	\$75,000	\$0
(25-3015-235) CORONAVIRUS RELIEF GRANT	\$209,548	\$0	\$0	\$0
<b>FROM OTHER AGENCIES TOTAL</b>	<b>\$284,548</b>	<b>\$75,000</b>	<b>\$75,000</b>	<b>\$0</b>
<b>MISCELLANEOUS REVENUE</b>				
(25-3019-210) MISCELLANEOUS REVENUES	\$0	\$0	\$0	\$315,000
(25-3019-240) DONATIONS	\$38,000	\$15,000	\$25,000	\$0
<b>MISCELLANEOUS REVENUE TOTAL</b>	<b>\$38,000</b>	<b>\$15,000</b>	<b>\$25,000</b>	<b>\$315,000</b>
<b>CASH FORWARD</b>				
(25-3099-100) CASH FORWARD	\$0	\$0	\$289,331	-\$243,956
<b>CASH FORWARD TOTAL</b>	<b>\$0</b>	<b>\$0</b>	<b>\$289,331</b>	<b>-\$243,956</b>
<b>TOTAL</b>	<b>\$663,636</b>	<b>\$591,892</b>	<b>\$956,316</b>	<b>\$838,044</b>

# EXPENDITURES

## Eotec Operations Expenditures

	2020-21 Actual	2021 - 22 Actual	2022-23 Budget	2023-24 Proposed
<b>MATERIALS &amp; SERVICES</b>				
(25-6450-2120) VW DIRECT OTHER COSTS	\$151,853	\$314,037	\$237,700	\$0
(25-6450-2550) MANAGEMENT FEES	\$116,296	\$119,785	\$119,900	\$0
(25-6450-3435) CORONAVIRUS RELIEF GRANT EXP	\$199,722	\$0	\$0	\$0
(25-6450-2950) MISCELLANEOUS CONTRACTUAL	\$0	\$0	\$42,000	\$122,000
(25-6450-2350) ADVERTISING & MARKETING	\$0	\$0	\$12,000	\$50,000
(25-6450-2510) UTILITIES	\$0	\$0	\$10,758	\$30,758
(25-6450-2540) OPERATING SUBSIDY/VEUWORKS	\$0	\$0	\$20,193	\$0
(25-6450-2610) REPAIRS-BUILDINGS & MAINTENANC	\$0	\$0	\$0	\$20,000
(25-6450-2650) EQUIP REPAIRS & MAINTENANCE	\$0	\$0	\$7,500	\$11,500
(25-6450-2530) INTERNET	\$0	\$0	\$1,500	\$13,500
(25-6450-3215) MOTOR VEHICLE FUEL/OIL	\$0	\$0	\$2,400	\$7,200
(25-6450-2110) AUDIT & ACCOUNTING	\$0	\$0	\$0	\$7,500
(25-6450-2250) TRAVEL EXPENSES	\$0	\$0	\$2,400	\$4,800
(25-6450-3204) CLEAN/SANITATION SUPPLIES	\$0	\$0	\$3,600	\$3,600
(25-6450-3420) RENTAL EQUIPMENT	\$0	\$0	\$2,500	\$2,500
(25-6450-3208) FUEL OTHER THAN VEHICLE	\$0	\$0	\$2,400	\$2,400
(25-6450-3201) AG & HORT SUPPLIES	\$0	\$0	\$0	\$4,000
(25-6450-3214) MINOR SAFETY EQUIPMENT	\$0	\$0	\$357	\$3,600
(25-6450-2520) TELEPHONE, CELL, RADIOS	\$0	\$0	\$960	\$1,960
(25-6450-3101) OFFICE SUPPLIES	\$0	\$0	\$960	\$1,500
(25-6450-2240) EMPLOYEE TRAINING/RECOGNITION	\$0	\$0	\$2,400	\$0
(25-6450-3301) UNIFORMS	\$0	\$0	\$750	\$1,500
(25-6450-2140) CONTRACTED/OPERATIONAL SERV	\$0	\$0	\$0	\$2,000
(25-6450-2570) TOOLS & SMALL EQUIPMENT	\$0	\$0	\$1,800	\$0
(25-6450-2920) DUES & MEMBERSHIP	\$0	\$0	\$750	\$750
(25-6450-2210) POSTAGE & SHIPPING	\$0	\$0	\$240	\$480
(25-6450-2985) LICENSES & PERMITS	\$250	\$0	\$0	\$0
<b>MATERIALS &amp; SERVICES TOTAL</b>	<b>\$468,120</b>	<b>\$433,822</b>	<b>\$473,068</b>	<b>\$291,548</b>
<b>PERSONNEL SERVICES</b>				
(25-6450-1200) VW DIRECT PERSONNEL EXPENSES	\$221,239	\$289,037	\$250,000	\$0
SALARY & WAGES	\$0	\$0	\$160,896	\$307,771
RETIREMENT	\$0	\$0	\$27,708	\$87,407
MEDICAL, DENTAL & LIFE INS	\$0	\$0	\$26,708	\$51,598
SOCIAL SECURITY	\$0	\$0	\$12,309	\$23,544
ACCIDENT INSURANCE	\$0	\$0	\$3,396	\$7,448
UNEMPLOYMENT INSURANCE	\$0	\$0	\$1,126	\$2,154
PAID LEAVE OREGON	\$0	\$0	\$644	\$1,231
LONG TERM DISABILITY	\$0	\$0	\$461	\$992
<b>PERSONNEL SERVICES TOTAL</b>	<b>\$221,239</b>	<b>\$289,037</b>	<b>\$483,248</b>	<b>\$482,146</b>
<b>TRANSFERS</b>	<b>\$0</b>	<b>\$0</b>	<b>\$0</b>	<b>\$64,350</b>
<b>TOTAL</b>	<b>\$689,360</b>	<b>\$722,859</b>	<b>\$956,316</b>	<b>\$838,044</b>



**THIS PAGE IS LEFT  
INTENTIONALLY BLANK**



*Where Life is Sweet*

# INFORMATION TECHNOLOGY FUND

## MISSION AND FUND DESCRIPTION

### MISSION STATEMENT

The mission of the Information Technology Department is to provide reliable, innovative, and secure technology solutions that enhance the efficiency and effectiveness of government operations and services. We strive to deliver high-quality IT services and support to meet the needs of our diverse community while fostering a culture of continuous improvement.

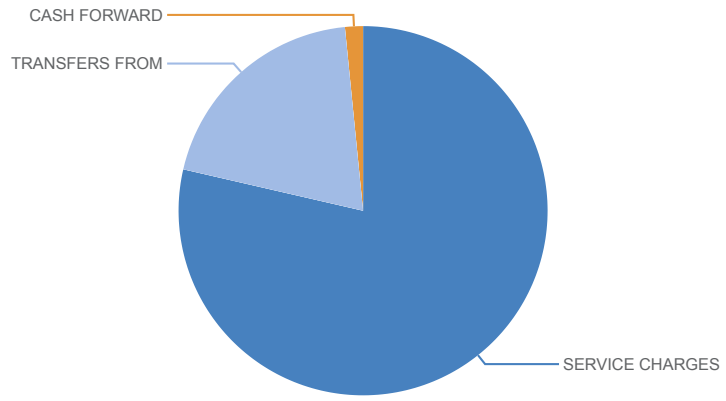
### DEPARTMENT DESCRIPTION

In addition to serving our own city government of Hermiston, we strive to provide exceptional IT support to other agencies/jurisdictions within in Northeast Oregon. We understand that technology is essential for delivering services to the City of Hermiston as well as to the communities we serve. We are committed to collaborating with our partners to ensure that they have access to the resources and expertise they need to succeed.

The IT department's core values include a commitment to exceptional customer service, transparency, and accountability. We are dedicated to building strong relationships and providing timely and accurate information to our partners to help them make informed decisions about technology investments. Our goal is to be a trusted partner to those we serve and to help leverage technology to achieve their goals and improve the quality of life for all the residents living in the areas we serve.

**Information  
Technology Resources**

Data Updated Apr 27, 2023, 4:47 PM

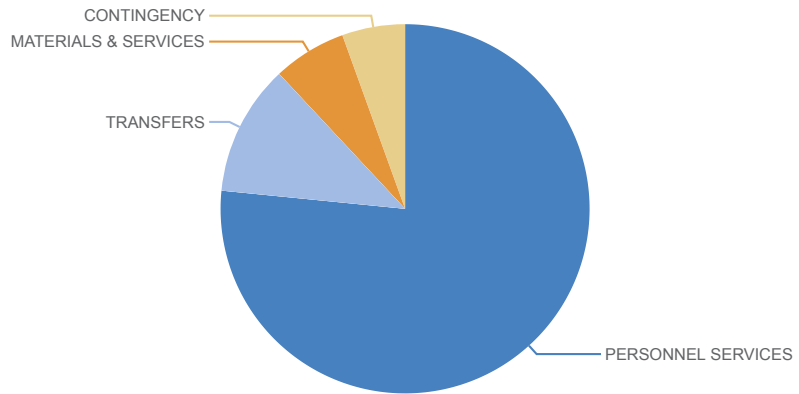


**\$1,270,034.00**

Revenues in 2024

**Information  
Technology Expenditures**

Data Updated Apr 27, 2023, 4:47 PM



**\$1,270,034.32**

Expenses in 2024

# RESOURCES

## Information Technology Resources

	2020-21 Actual	2021 - 22 Actual	2022-23 Budget	2023-24 Proposed
<b>SERVICE CHARGES</b>				
(26-3016-280) CONTRACT REVENUE	\$0	\$0	\$596,000	\$998,284
<b>SERVICE CHARGES TOTAL</b>	<b>\$0</b>	<b>\$0</b>	<b>\$596,000</b>	<b>\$998,284</b>
<b>TRANSFERS FROM</b>				
(26-3020-720) TRANS FROM GENERAL FUND	\$0	\$0	\$157,000	\$192,800
(26-3020-735) TRANS FROM RECYCLED WATER	\$0	\$0	\$29,000	\$23,700
(26-3020-740) TRANS FROM WATER DEPT	\$0	\$0	\$15,000	\$14,900
(26-3020-725) TRANS FROM STREET FUND	\$0	\$0	\$4,000	\$9,000
(26-3020-750) TRANSFER FROM EOTEC	\$0	\$0	\$0	\$9,000
(26-3020-745) TRANS FROM HES FUND	\$0	\$0	\$5,000	\$2,350
<b>TRANSFERS FROM TOTAL</b>	<b>\$0</b>	<b>\$0</b>	<b>\$210,000</b>	<b>\$251,750</b>
<b>CASH FORWARD</b>				
(26-3099-100) CASH FORWARD	\$0	\$0	\$0	\$20,000
<b>CASH FORWARD TOTAL</b>	<b>\$0</b>	<b>\$0</b>	<b>\$0</b>	<b>\$20,000</b>
<b>TOTAL</b>	<b>\$0</b>	<b>\$0</b>	<b>\$806,000</b>	<b>\$1,270,034</b>

# EXPENDITURES

## Information Technology Expenditures

	2020-21 Actual	2021 - 22 Actual	2022-23 Budget	2023-24 Proposed
<b>PERSONNEL SERVICES</b>				
SALARY & WAGES	\$0	\$0	\$412,639	\$600,212
RETIREMENT	\$0	\$0	\$117,758	\$176,889
MEDICAL, DENTAL & LIFE INS	\$0	\$0	\$151,104	\$139,186
SOCIAL SECURITY	\$0	\$0	\$31,567	\$45,916
UNEMPLOYMENT INSURANCE	\$0	\$0	\$2,888	\$4,201
LONG TERM DISABILITY	\$0	\$0	\$2,348	\$3,143
PAID LEAVE OREGON	\$0	\$0	\$1,651	\$2,401
ACCIDENT INSURANCE	\$0	\$0	\$371	\$540
<b>PERSONNEL SERVICES TOTAL</b>	<b>\$0</b>	<b>\$0</b>	<b>\$720,326</b>	<b>\$972,488</b>
<b>MATERIALS &amp; SERVICES</b>				
(26-6450-2940) LEASED VEHICLES	\$0	\$0	\$18,000	\$22,500
(26-6450-2950) MISCELLANEOUS CONTRACTUAL	\$0	\$0	\$16,686	\$23,000
(26-6450-2240) TRAVEL & TRAINING	\$0	\$0	\$18,988	\$5,000
(26-6450-3101) OFFICE SUPPLIES	\$0	\$0	\$10,000	\$10,000
(26-6450-3215) MOTOR VEHICLE FUEL & OIL	\$0	\$0	\$5,000	\$8,000
(26-6450-2520) TELEPHONE	\$0	\$0	\$4,000	\$4,000
(26-6450-3216) MOTOR VEHICLE PARTS	\$0	\$0	\$3,000	\$3,000
(26-6450-2510) ELECTRICITY	\$0	\$0	\$0	\$4,600
(26-6450-2450) LIABILITY INSURANCE	\$0	\$0	\$0	\$1,150
(26-6450-3301) UNIFORMS	\$0	\$0	\$1,000	\$0
(26-6450-3207) FOOD & MISCELLANEOUS	\$0	\$0	\$0	\$500
<b>MATERIALS &amp; SERVICES TOTAL</b>	<b>\$0</b>	<b>\$0</b>	<b>\$76,674</b>	<b>\$81,750</b>
<b>TRANSFERS</b>				
(26-6450-4695) TRANS TO GEN FUND-OH COSTS	\$0	\$0	\$0	\$145,650
<b>TRANSFERS TOTAL</b>	<b>\$0</b>	<b>\$0</b>	<b>\$0</b>	<b>\$145,650</b>
<b>CONTINGENCY</b>				
(26-6450-6000) CONTINGENCY	\$0	\$0	\$0	\$70,146
<b>CONTINGENCY TOTAL</b>	<b>\$0</b>	<b>\$0</b>	<b>\$0</b>	<b>\$70,146</b>
<b>CAPITAL OUTLAY</b>				
(26-6450-4305) OFFICE EQUIPMENT	\$0	\$0	\$9,000	\$0
<b>CAPITAL OUTLAY TOTAL</b>	<b>\$0</b>	<b>\$0</b>	<b>\$9,000</b>	<b>\$0</b>
<b>TOTAL</b>	<b>\$0</b>	<b>\$0</b>	<b>\$806,000</b>	<b>\$1,270,034</b>

**THIS PAGE IS LEFT  
INTENTIONALLY BLANK**



*Where Life is Sweet*

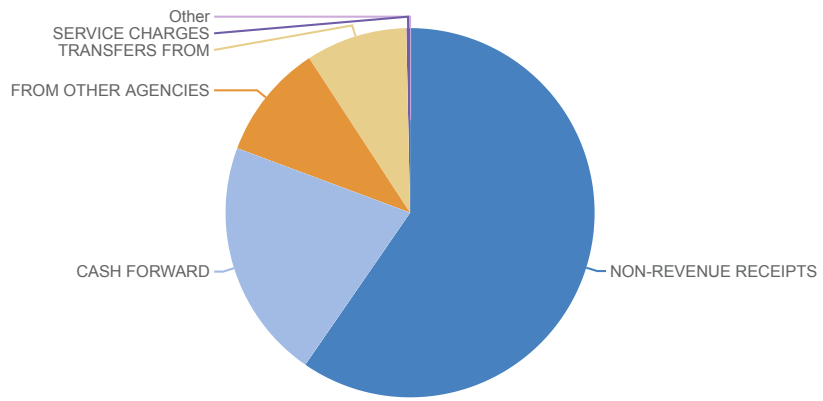
## RESERVE FUND

### MISSION AND FUND DESCRIPTION

This fund is used to accumulate money for long-term goals and projects of the City. Financed directly by appropriations from the operating funds and with limited revenues directly from small reimbursement projects, the reserve fund has been the major single fiscal tool which has provided the City with the stability and multiple year appropriations necessary to manage a small community in difficult financial times. The reserve fund allows the accumulation of resources to accomplish specifically authorized goals contained in the resolution which must be adopted to establish each account.

**RESERVE REVENUES**

Data Updated Apr 27, 2023, 4:47 PM

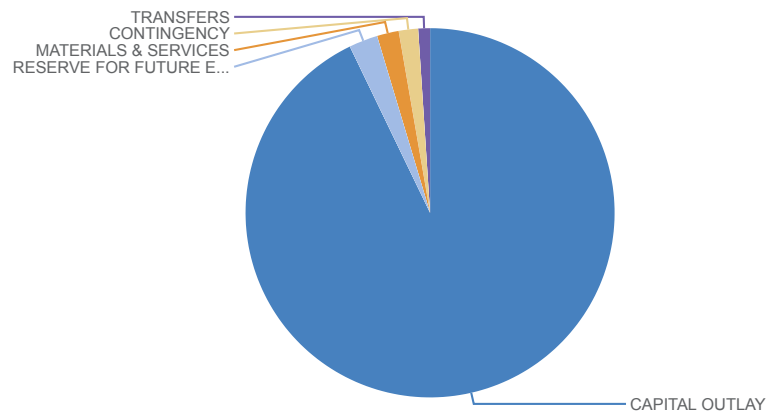


**\$43,494,331.00**

Revenues in 2024

**RESERVE EXPENDITURES**

Data Updated Apr 27, 2023, 4:47 PM



**\$43,494,331.00**

Expenses in 2024

# RESOURCES

## Reserve Fund Resources

	2020-21 Actual	2021 - 22 Actual	2022-23 Budget	2023-24 Proposed
<b>NON-REVENUE RECEIPTS</b>				
(08-3018-465) AWS REIMBURSEMENT - REGIONAL	\$0	\$0	\$3,949,400	\$20,949,400
(08-3018-460) ODOT NORTH 1ST PL REIMBURSEMEN	\$20,000	\$80,000	\$0	\$4,175,000
(08-3018-470) AWS REIMBURSEMENT - RW COOLING	\$0	\$0	\$805,000	\$805,000
(08-3018-300) INTERFUND LOAN PROCEEDS	\$404,924	\$0	\$450,000	\$0
(08-3018-315) LOAN PROCEEDS-FUNLAND	\$250,000	\$0	\$0	\$0
(08-3018-450) FEDERAL REIMBURSEMENT-FEMA	\$0	\$28,593	\$212,500	\$0
<b>NON-REVENUE RECEIPTS TOTAL</b>	<b>\$674,924</b>	<b>\$108,593</b>	<b>\$5,416,900</b>	<b>\$25,929,400</b>
<b>CASH FORWARD</b>				
(08-3099-100) CASH FORWARD	\$0	\$0	\$6,284,491	\$9,159,163
<b>CASH FORWARD TOTAL</b>	<b>\$0</b>	<b>\$0</b>	<b>\$6,284,491</b>	<b>\$9,159,163</b>
<b>TRANSFERS FROM</b>				
(08-3019-715) TRANSFER FROM UTILITY FUND	\$2,142,000	\$2,142,000	\$2,530,140	\$1,791,536
(08-3019-320) TRANSFER FROM GENERAL FUND	\$901,530	\$699,640	\$496,200	\$1,070,000
(08-3019-450) TRANSFER FROM STREET FUND	\$608,150	\$339,500	\$100,201	\$393,231
(08-3019-815) TRANSFER FROM REGIONAL WATER	\$200,000	\$200,000	\$200,000	\$200,000
(08-3019-860) TRANSFER FROM TRT-PARK DEVELOP	\$49,272	\$73,384	\$67,500	\$72,000
(08-3019-850) TRANSFER FROM TRT-TOURISM	\$49,272	\$73,384	\$67,500	\$72,000
(08-3019-845) TRANS FROM 23-ENTERPRISE ZONE	\$100,000	\$50,000	\$50,000	\$50,000
(08-3019-716) TRANSFER FROM HES FUND	\$0	\$0	\$0	\$200,000
(08-3019-870) TRANSFER FROM TRT-HFAC	\$8,212	\$12,231	\$11,250	\$12,000
<b>TRANSFERS FROM TOTAL</b>	<b>\$4,058,436</b>	<b>\$3,590,138</b>	<b>\$3,522,791</b>	<b>\$3,860,767</b>
<b>FROM OTHER AGENCIES</b>				
(08-3015-500) FEDERAL GRANTS-DIRECT	\$132,076	\$1,618,095	\$2,557,900	\$4,000,000
(08-3015-600) STATE GRANTS	\$0	\$0	\$4,946,000	\$400,000
<b>FROM OTHER AGENCIES TOTAL</b>	<b>\$132,076</b>	<b>\$1,618,095</b>	<b>\$7,503,900</b>	<b>\$4,400,000</b>
<b>SERVICE CHARGES</b>				
(08-3016-270) PARK SDC'S	\$61,199	\$88,168	\$50,000	\$50,000
(08-3016-230) WATER SDC'S	\$67,868	\$65,703	\$50,000	\$47,500
(08-3018-350) FUNLAND INSURANCE CLAIM	\$189,235	\$13,250	\$0	\$0
(08-3016-250) SANITARY SEWER SDC'S	\$37,004	\$50,786	\$30,000	\$27,500
(08-3016-290) TRANSPORTATION SDC'S	\$0	\$10,706	\$15,000	\$20,000
(08-3017-325) REIMB. FEES- THEATER LANE	\$2,800	\$0	\$0	\$0
<b>SERVICE CHARGES TOTAL</b>	<b>\$358,106</b>	<b>\$228,613</b>	<b>\$145,000</b>	<b>\$145,000</b>
<b>MISCELLANEOUS REVENUE</b>				
(08-3017-225) FUNLAND DONATIONS	\$194,280	\$43,029	\$0	\$0
(08-3017-300) REIMB. FEES- VADATA/AMAZON	\$56,179	\$56,179	\$0	\$0
(08-3017-100) MISCELLANEOUS REVENUE	\$0	\$2,850	\$1	\$1
<b>MISCELLANEOUS REVENUE TOTAL</b>	<b>\$250,459</b>	<b>\$102,059</b>	<b>\$1</b>	<b>\$1</b>
<b>INTEREST</b>				
(08-3014-110) INTEREST ON INVESTMENTS	\$30,185	-\$84,528	\$0	\$0
<b>INTEREST TOTAL</b>	<b>\$30,185</b>	<b>-\$84,528</b>	<b>\$0</b>	<b>\$0</b>
<b>TOTAL</b>	<b>\$5,504,186</b>	<b>\$5,562,970</b>	<b>\$22,873,083</b>	<b>\$43,494,331</b>



# CONSOLIDATED RESERVE EXPENDITURES

## By department

Consolidated Reserve Expenditures by Department - Updated

	2020-21 Actual	2021 - 22 Actual	2022-23 Budget	2023-24 Proposed
<b>DEPARTMENTS</b>				
(08-7268) CIP WATER PROJECTS	\$507,417	\$162,065	\$7,199,400	\$24,294,400
(08-7242) CIP STREET CONSTRUCTION	\$55,903	\$100,887	\$4,725,000	\$5,975,000
(08-7220) AIRPORT IMPROVEMENTS	\$189,315	\$1,758,578	\$1,105,000	\$4,950,000
(08-7280) CIP - RWTP PROJECTS	\$304,566	\$1,267,218	\$3,178,600	\$1,675,000
(08-7246) RES-E PENNEY AVE RODWAY IMP	\$0	\$51,161	\$1,193,200	\$1,000,000
(08-8890) UNAPPROPRIATED BALANCE	\$0	\$0	\$1,094,394	\$1,094,394
(08-7290) HES IMPROVEMENTS	\$499,999	\$252,796	\$500,000	\$500,000
(08-7235) SKATE PARK	\$0	\$25,636	\$1,091,049	\$591,049
(08-7294) EOTEC EQUIPMENT	\$91,593	\$19,909	\$540,000	\$540,000
(08-7260) SANITARY SEWER DEPT EQUIP	\$29,848	\$324,333	\$410,000	\$382,238
(08-7228) FUNLAND PLAYGROUND	\$908,017	\$95,824	\$0	\$0
(08-7234) PARKS SDC	\$145,263	\$208,383	\$450,000	\$150,000
(08-7240) STREET EQUIPMENT	\$0	\$0	\$150,000	\$505,000
(08-7233) BICYCLE TRAILS	\$0	\$13,404	\$250,000	\$215,000
(08-7231) TRT/TOURISM	\$20,354	\$16,875	\$190,000	\$215,000
(08-7285) REPAIR/REPLACE REGIONAL	\$38,444	\$49,784	\$0	\$300,000
(08-7297) COMMUNITY ENHANCEMENTS	\$18,756	\$277,844	\$30,450	\$30,450
(08-7271) WATER - SDC	\$1,067	\$108,362	\$110,000	\$110,000
(08-7248) RES- PARKS	\$0	\$0	\$50,000	\$250,000
(08-7250) HES GAS UTILITY	\$128,843	\$30,000	\$50,000	\$50,000
(08-7229) RES - AQUATIC CTR MAINT & REPAIR	\$0	\$13,159	\$105,000	\$140,000
(08-7293) TPA/MARKETING	\$0	\$0	\$100,000	\$100,000
(08-7273) HIGHLAND SUMMIT BOOSTER	\$0	\$0	\$200,000	\$0
(08-7270) WATER DEPT EQUIPMENT	\$170,955	\$0	\$14,000	\$14,000
(08-7298) CITY HALL IMPROVEMENTS	\$159,508	\$0	\$0	\$0
(08-7239) WEST HIGHLAND TRAIL	\$0	\$0	\$0	\$134,810
(08-7262) SANITARY SEWER - SDC	\$0	\$8,052	\$60,000	\$50,000
(08-7245) RES - NEW STREET BUILDING	\$0	\$0	\$55,650	\$55,650
(08-7232) PARK DEVELOPMENT	\$11,703	\$0	\$0	\$85,000
(08-7241) STREET MAINTENANCE	\$39,453	\$39,453	\$0	\$0
(08-7252) HPD VEHICLE UPFITTING	\$0	\$0	\$0	\$66,000
(08-7296) HCC MAINTENANCE & REPAIRS	\$0	\$2,196	\$21,340	\$21,340
(08-7269) NE WATER TANK	\$4,055	\$0	\$0	\$0
<b>DEPARTMENTS TOTAL</b>	<b>\$3,325,061</b>	<b>\$4,825,920</b>	<b>\$22,873,083</b>	<b>\$43,494,331</b>
<b>TOTAL</b>	<b>\$3,325,061</b>	<b>\$4,825,920</b>	<b>\$22,873,083</b>	<b>\$43,494,331</b>

# CONSOLIDATED RESERVE FUND EXPENDITURES BY CATEGORY

## RESERVE FUND CONSOLIDATED EXPENDITURES BY CATEGORY

	2020-21 Actual	2021 - 22 Actual	2022-23 Budget	2023-24 Proposed
<b>CAPITAL OUTLAY</b>	\$2,301,179	\$3,942,594	\$19,761,766	\$40,380,804
<b>MATERIALS &amp; SERVICES</b>	\$355,585	\$617,826	\$675,000	\$831,000
<b>CONTINGENCY</b>	\$0	\$196,702	\$1,341,923	\$738,323
<b>RESERVE FOR FUTURE EXPENDITURE</b>	\$0	\$0	\$1,094,394	\$1,094,394
<b>TRANSFERS</b>				
(08-7290-4610) TRANS. TO HES FUND-RSA	\$500,000	\$0	\$0	\$0
(08-7294-4420) TRANSFER TO EOTEC	\$0	\$0	\$0	\$165,000
(08-7234-4426) TRANSFER TO GENERAL FUND	\$0	\$0	\$0	\$150,000
(08-7239-4426) TRANSFER TO GENERAL FUND	\$0	\$0	\$0	\$134,810
(08-7250-4424) TRANS TO GENERAL	\$128,843	\$0	\$0	\$0
(08-7241-4424) TRANSFER TO STREET FUND	\$39,453	\$39,453	\$0	\$0
(08-7268-4210) GEER RD WATER LINE LOOP	\$0	\$4,344	\$0	\$0
<b>TRANSFERS TOTAL</b>	<b>\$668,296</b>	<b>\$43,797</b>	<b>\$0</b>	<b>\$449,810</b>
<b>DEBT SERVICE</b>	\$0	\$25,000	\$0	\$0
<b>TOTAL</b>	<b>\$3,325,061</b>	<b>\$4,825,920</b>	<b>\$22,873,083</b>	<b>\$43,494,331</b>

## RESERVE FOR FUTURE EXPENDITURES

### PURPOSE OF RESERVE

The purpose of this reserve is to accumulate funds for potential future expenditures for a number of departments across the city.

### Reserved for Future Expenditure Expenditures

	2020-21 Actual	2021 - 22 Actual	2022-23 Budget	2023-24 Proposed
(08-8890-7240) RES- FUT EXP CIP STREET CONST	\$0	\$0	\$715,000	\$715,000
(08-8890-7280) RES- FUT EXP SANIT SEWER EQUIP	\$0	\$0	\$180,000	\$180,000
(08-8890-7251) RES- FUT EXP LIBRARY CAPITAL	\$0	\$0	\$90,000	\$90,000
(08-8890-7252) RES- FUT EXP HPD VEH UPFITTING	\$0	\$0	\$40,000	\$40,000
(08-8890-7220) RES- FUT EXP STREET EQUIPMENT	\$0	\$0	\$30,000	\$30,000
(08-8890-7210) RES- FUT EXP S. 2ND ST GATEWAY	\$0	\$0	\$12,085	\$12,085
(08-8890-7120) RES- FUT EXP OFFICE EQUIPMENT	\$0	\$0	\$10,009	\$10,009
(08-8890-7253) RES- FUT EXP HPD EQUIPMENT	\$0	\$0	\$8,000	\$8,000
(08-8890-7221) RES- FUT EXP AIRPORT HANGAR	\$0	\$0	\$7,800	\$7,800
(08-8890-7397) HIGHLAND/KENNISON FIELD	\$0	\$0	\$1,500	\$1,500
<b>TOTAL</b>	<b>\$0</b>	<b>\$0</b>	<b>\$1,094,394</b>	<b>\$1,094,394</b>

# CONTINGENCY

## Reserve Fund Contingency

	2020-21 Actual	2021 - 22 Actual	2022-23 Budget	2023-24 Proposed
(08-7280) CIP - RWTP PROJECTS	\$0	\$188,650	\$193,600	\$50,000
(08-7234) PARKS SDC	\$0	\$0	\$350,000	\$0
(08-7233) BICYCLE TRAILS	\$0	\$0	\$165,000	\$165,000
(08-7231) TRT/TOURISM	\$0	\$0	\$150,000	\$150,000
(08-7260) SANITARY SEWER DEPT EQUIP	\$0	\$0	\$113,873	\$153,873
(08-7268) CIP WATER PROJECTS	\$0	\$0	\$110,000	\$50,000
(08-7229) RES - AQUATIC CTR MAINT & REPAIR	\$0	\$0	\$55,000	\$75,000
(08-7262) SANITARY SEWER - SDC	\$0	\$8,052	\$60,000	\$50,000
(08-7273) HIGHLAND SUMMIT BOOSTER	\$0	\$0	\$100,000	\$0
(08-7297) COMMUNITY ENHANCEMENTS	\$0	\$0	\$30,450	\$30,450
(08-7270) WATER DEPT EQUIPMENT	\$0	\$0	\$14,000	\$14,000
<b>TOTAL</b>	<b>\$0</b>	<b>\$196,702</b>	<b>\$1,341,923</b>	<b>\$738,323</b>

# AIRPORT IMPROVEMENTS

## PURPOSE OF RESERVE

This reserve is used for large capital projects at the Airport. The fund accumulates regular General Fund Contributions each year in order to save up to pay for the City's match portion for FAA Grant funded projects. The fund also receives grant disbursements and tracks payments towards these projects

The FY 2023-24 budget includes the full estimated cost (\$3.85M) of the long-planned project to acquire 140 acres off the east end of the runway and re-route Ott Road through it to keep out of the Runway Protection Zone. This project is paid for 90% through a \$3.5M grant from the FAA, and therefore requires a 10% local match of \$350,000. It is anticipated that the local match will be recouped in subsequent years by leasing the newly acquired land for farming, which is its current use, and will eventually turn in to a stable long-term revenue stream to support airport operations.

The FY 2023-24 budget also includes the full estimated cost (\$1.1M) of a project to demolish the "Open-T" hangars and replace them with much more desirable enclosed T-Hangars. The project is mainly paid for through approximately \$950,000 in funding earmarked for the Hermiston Airport by the 2021 Bipartisan Infrastructure Law (BIL), with the remainder to be covered by local resources. It is anticipated that the new marginal revenue from this upgrade will cover the local subsidy in short order, and add stable long-term revenue to support airport operations.

## Airport Improvements (NEW)

	2020-21 Actual	2021 - 22 Actual	2022-23 Budget	2023-24 Proposed
<b>CAPITAL OUTLAY</b>				
(08-7220-4208) AIRPORT IMPROVEMENTS	\$189,315	\$1,758,578	\$555,000	\$3,850,000
(08-7220-4209) BIL FUNDING HANGAR CONST	\$0	\$0	\$550,000	\$1,100,000
<b>CAPITAL OUTLAY TOTAL</b>	<b>\$189,315</b>	<b>\$1,758,578</b>	<b>\$1,105,000</b>	<b>\$4,950,000</b>
<b>TOTAL</b>	<b>\$189,315</b>	<b>\$1,758,578</b>	<b>\$1,105,000</b>	<b>\$4,950,000</b>

# FUNLAND PLAYGROUND

## PURPOSE OF RESERVE

This reserve was established to maintain and enhance Funland Playground in Butte Park. As this park (at time of this budget publication) is nearing completion, this fund will no longer be active and in use.

### Reserve - Funland Playground Expenditures

	2020-21 Actual	2021 - 22 Actual	2022-23 Budget	2023-24 Proposed
<b>CAPITAL OUTLAY</b>				
(08-7228-4204) CAPITAL IMPROVEMENTS	\$908,017	\$70,824	\$0	\$0
<b>CAPITAL OUTLAY TOTAL</b>	<b>\$908,017</b>	<b>\$70,824</b>	<b>\$0</b>	<b>\$0</b>
<b>DEBT SERVICE</b>	\$0	\$25,000	\$0	\$0
<b>TOTAL</b>	<b>\$908,017</b>	<b>\$95,824</b>	<b>\$0</b>	<b>\$0</b>

# AQUATIC CENTER MAINTENANCE & REPAIR

## PURPOSE OF RESERVE

This fund was established to accumulate funds for maintaining the Hermiston Family Aquatic Center which opened in 2003. Now over eighteen years old, the facility requires investment in maintaining infrastructure, to include pumps, operating systems, etc. Additionally, there are investments in energy-saving systems such as solar that have reduced the annual operating cost of the pool.

### Aquatic Center Maintenance & Repairs Expenditures

	2020-21 Actual	2021 - 22 Actual	2022-23 Budget	2023-24 Proposed
<b>CONTINGENCY</b>				
(08-7229-6000) CONTINGENCY	\$0	\$0	\$55,000	\$75,000
<b>CONTINGENCY TOTAL</b>	<b>\$0</b>	<b>\$0</b>	<b>\$55,000</b>	<b>\$75,000</b>
<b>MATERIALS &amp; SERVICES</b>				
(08-7229-2950) MISCELLANEOUS CONTRACTUAL	\$0	\$13,159	\$50,000	\$65,000
<b>MATERIALS &amp; SERVICES TOTAL</b>	<b>\$0</b>	<b>\$13,159</b>	<b>\$50,000</b>	<b>\$65,000</b>
<b>TOTAL</b>	<b>\$0</b>	<b>\$13,159</b>	<b>\$105,000</b>	<b>\$140,000</b>

# TRT / TOURISM PROGRAMS

## PURPOSE OF RESERVE

This reserve was established to support efforts dedicated to attracting tourism to Hermiston through community grants, programs, and facilities. Council has appointed a committee to make an annual recommendation regarding the allocation of funds.

### TRT/Tourism Programs Expenditures

	2020-21 Actual	2021 - 22 Actual	2022-23 Budget	2023-24 Proposed
<b>CONTINGENCY</b>				
(08-7231-6000) CONTINGENCY	\$0	\$0	\$150,000	\$150,000
<b>CONTINGENCY TOTAL</b>	<b>\$0</b>	<b>\$0</b>	<b>\$150,000</b>	<b>\$150,000</b>
<b>MATERIALS &amp; SERVICES</b>				
(08-7231-2950) MISCELLANEOUS CONTRACTUAL	\$20,354	\$16,875	\$40,000	\$65,000
<b>MATERIALS &amp; SERVICES TOTAL</b>	<b>\$20,354</b>	<b>\$16,875</b>	<b>\$40,000</b>	<b>\$65,000</b>
<b>TOTAL</b>	<b>\$20,354</b>	<b>\$16,875</b>	<b>\$190,000</b>	<b>\$215,000</b>

# PARKS & REC DEVELOPMENT

## PURPOSE OF RESERVE

A portion of the transient room tax is dedicated to city parks and recreation development administered by the Parks and Recreation Committee. The proceeds of the tax for such developments shall accumulate in this reserve and may not be diverted or utilized in any other manner.

### Parks & Rec Development Expenditures

	2020-21 Actual	2021 - 22 Actual	2022-23 Budget	2023-24 Proposed
<b>MATERIALS &amp; SERVICES</b>				
(08-7232-2950) MISCELLANEOUS CONTRACTUAL	\$11,703	\$0	\$0	\$85,000
<b>MATERIALS &amp; SERVICES TOTAL</b>	<b>\$11,703</b>	<b>\$0</b>	<b>\$0</b>	<b>\$85,000</b>
<b>TOTAL</b>	<b>\$11,703</b>	<b>\$0</b>	<b>\$0</b>	<b>\$85,000</b>

# BICYCLE TRAILS

## PURPOSE OF RESERVE

This reserve was established to facilitate the tracking and use of funds derived from a state-mandated outlay consisting of allocating 1% of all gasoline tax proceeds for the development of bicycle systems. This reserve fund is established to develop trails and bike lanes in accordance with the City's Bicycle and Pedestrian Plan.

### Bicycle Trails Expenditures

	2020-21 Actual	2021 - 22 Actual	2022-23 Budget	2023-24 Proposed
<b>CONTINGENCY</b>				
(08-7233-6000) CONTINGENCY	\$0	\$0	\$165,000	\$165,000
<b>CONTINGENCY TOTAL</b>	<b>\$0</b>	<b>\$0</b>	<b>\$165,000</b>	<b>\$165,000</b>
<b>MATERIALS &amp; SERVICES</b>				
(08-7233-2950) MISCELLANEOUS CONTRACTUAL	\$0	\$13,404	\$85,000	\$50,000
<b>MATERIALS &amp; SERVICES TOTAL</b>	<b>\$0</b>	<b>\$13,404</b>	<b>\$85,000</b>	<b>\$50,000</b>
<b>TOTAL</b>	<b>\$0</b>	<b>\$13,404</b>	<b>\$250,000</b>	<b>\$215,000</b>

# PARKS SDC

## PURPOSE OF RESERVE

The purpose of this fund is to track and collect System Development Charges (SDC) associated with new construction for the purpose of creating new recreational facilities. System Development Charges recognize the value associated with parks, trails, and other recreational facilities as essential for the quality of life.

### Reserve - Parks SDC

	2020-21 Actual	2021 - 22 Actual	2022-23 Budget	2023-24 Proposed
<b>MATERIALS &amp; SERVICES</b>	\$145,263	\$208,383	\$100,000	\$0
<b>CONTINGENCY</b>				
(08-7234-6000) CONTINGENCY	\$0	\$0	\$350,000	\$0
<b>CONTINGENCY TOTAL</b>	<b>\$0</b>	<b>\$0</b>	<b>\$350,000</b>	<b>\$0</b>
<b>TRANSFERS</b>	\$0	\$0	\$0	\$150,000
<b>TOTAL</b>	<b>\$145,263</b>	<b>\$208,383</b>	<b>\$450,000</b>	<b>\$150,000</b>

# SKATE PARK

## PURPOSE OF RESERVE

This reserve was created to accumulate funds to acquire property and proceed with planning and construction of a skate park/teen adventure park.

### Skate Park Expenditures

	2020-21 Actual	2021 - 22 Actual	2022-23 Budget	2023-24 Proposed
<b>CAPITAL OUTLAY</b>				
(08-7235-4204) CAPITAL IMPROVEMENTS	\$0	\$25,636	\$1,091,049	\$591,049
<b>CAPITAL OUTLAY TOTAL</b>	<b>\$0</b>	<b>\$25,636</b>	<b>\$1,091,049</b>	<b>\$591,049</b>
<b>TOTAL</b>	<b>\$0</b>	<b>\$25,636</b>	<b>\$1,091,049</b>	<b>\$591,049</b>

# STREET EQUIPMENT

## MISSION STATEMENT/PURPOSE OF RESERVE

This reserve is for the planned replacement of equipment in the Street Department.

### Street Equipment Expenditures

	2020-21 Actual	2021 - 22 Actual	2022-23 Budget	2023-24 Proposed
<b>CAPITAL OUTLAY</b>				
(08-7240-4310) STREET EQUIPMENT	\$0	\$0	\$150,000	\$505,000
<b>CAPITAL OUTLAY TOTAL</b>	<b>\$0</b>	<b>\$0</b>	<b>\$150,000</b>	<b>\$505,000</b>
<b>TOTAL</b>	<b>\$0</b>	<b>\$0</b>	<b>\$150,000</b>	<b>\$505,000</b>

# STREET MAINTENANCE

## PURPOSE OF RESERVE

This reserve was established to maintain streets in our community by providing funding for such materials as asphalt, concrete, paint, and sign materials.

### Street Maintenance Expenditures

	2020-21 Actual	2021 - 22 Actual	2022-23 Budget	2023-24 Proposed
<b>TRANSFERS</b>				
(08-7241-4424) TRANSFER TO STREET FUND	\$39,453	\$39,453	\$0	\$0
<b>TRANSFERS TOTAL</b>	<b>\$39,453</b>	<b>\$39,453</b>	<b>\$0</b>	<b>\$0</b>
<b>TOTAL</b>	<b>\$39,453</b>	<b>\$39,453</b>	<b>\$0</b>	<b>\$0</b>

# STREET CONSTRUCTION

## PURPOSE OF RESERVE

The Street Construction Reserve was established to track costs related to overlay and reconditioning projects approved by the City Council. Hermiston has over 60 miles of paved roadways. The designation of the specific roadway segments will be made by the City Council.

### Street Construction Expenditures

	2020-21 Actual	2021 - 22 Actual	2022-23 Budget	2023-24 Proposed
<b>CAPITAL OUTLAY</b>				
(08-7242-4230) N. 1ST PLACE RECONSTRUCTION	\$21,000	\$88,000	\$4,500,000	\$4,175,000
(08-7242-4220) GEER & HARPER RD INTERSECTION	\$34,903	\$5,887	\$125,000	\$1,500,000
<b>CAPITAL OUTLAY TOTAL</b>	<b>\$55,903</b>	<b>\$93,887</b>	<b>\$4,625,000</b>	<b>\$5,675,000</b>
<b>MATERIALS &amp; SERVICES</b>				
(08-7242-2950) MISCELLANEOUS CONTRACTUAL	\$0	\$7,000	\$100,000	\$300,000
<b>MATERIALS &amp; SERVICES TOTAL</b>	<b>\$0</b>	<b>\$7,000</b>	<b>\$100,000</b>	<b>\$300,000</b>
<b>TOTAL</b>	<b>\$55,903</b>	<b>\$100,887</b>	<b>\$4,725,000</b>	<b>\$5,975,000</b>

# NEW STREET BUILDING

## PURPOSE OF RESERVE

This reserve is for tracking the costs associated with a new Street Department building.

### New Street Building Expenditures

	2020-21 Actual	2021 - 22 Actual	2022-23 Budget	2023-24 Proposed
<b>CAPITAL OUTLAY</b>				
(08-7245-4204) CAPITAL IMPROVEMENTS	\$0	\$0	\$55,650	\$55,650
<b>CAPITAL OUTLAY TOTAL</b>	<b>\$0</b>	<b>\$0</b>	<b>\$55,650</b>	<b>\$55,650</b>
<b>TOTAL</b>	<b>\$0</b>	<b>\$0</b>	<b>\$55,650</b>	<b>\$55,650</b>

# E PENNEY AVE ROADWAY IMPROVEMENT

## PURPOSE OF RESERVE

This reserve is used to account individually for the E Penney Avenue extension from S Keli Blvd to US 395.

This project will fully develop the Penney Avenue roadway from S Kelli Blvd to US 395 at an estimated total cost of \$1,193,200. The Oregon Business Development Department, in Fall '21, awarded an Immediate Opportunity Fund grant for 50% of the project cost. City Council, in maximizing federal ARPA funds, chose to pledge ARPA dollars as the local match to obtain the IOF Grant.

### E PENNEY AVE RESERVE

	2020-21 Actual	2021 - 22 Actual	2022-23 Budget	2023-24 Proposed
<b>CAPITAL OUTLAY</b>				
(08-7246-4204) CAPITAL IMPROVEMENTS	\$0	\$0	\$1,193,200	\$1,000,000
<b>CAPITAL OUTLAY TOTAL</b>	<b>\$0</b>	<b>\$0</b>	<b>\$1,193,200</b>	<b>\$1,000,000</b>
<b>MATERIALS &amp; SERVICES</b>	\$0	\$51,161	\$0	\$0
<b>TOTAL</b>	<b>\$0</b>	<b>\$51,161</b>	<b>\$1,193,200</b>	<b>\$1,000,000</b>

# PARKS RESERVE

## PURPOSE OF RESERVE

This reserve is used to supplement one-time expenditures related to park development, maintenance and refurbishment.

### RESERVE - PARKS

	2020-21 Actual	2021 - 22 Actual	2022-23 Budget	2023-24 Proposed
<b>CAPITAL OUTLAY</b>	\$0	\$0	\$0	\$200,000
<b>MATERIALS &amp; SERVICES</b>				
(08-7248-2950) MISCELLANEOUS CONTRACTUAL	\$0	\$0	\$50,000	\$50,000
<b>MATERIALS &amp; SERVICES TOTAL</b>	<b>\$0</b>	<b>\$0</b>	<b>\$50,000</b>	<b>\$50,000</b>
<b>TOTAL</b>	<b>\$0</b>	<b>\$0</b>	<b>\$50,000</b>	<b>\$250,000</b>

# HES GAS UTILITY

## PURPOSE OF RESERVE

This reserve was originally established to accumulate funds for the possibility of establishing a natural gas utility. The decision was made in FY2020-21 to transfer the majority of these funds back to the General Fund, leaving a small remaining reserve for possible future use.

### Hes Gas Utility Expenditures

	2020-21 Actual	2021 - 22 Actual	2022-23 Budget	2023-24 Proposed
<b>MATERIALS &amp; SERVICES</b>				
(08-7250-2950) MISCELLANEOUS CONTRACTUAL	\$0	\$30,000	\$50,000	\$50,000
<b>MATERIALS &amp; SERVICES TOTAL</b>	<b>\$0</b>	<b>\$30,000</b>	<b>\$50,000</b>	<b>\$50,000</b>
<b>TRANSFERS</b>	\$128,843	\$0	\$0	\$0
<b>TOTAL</b>	<b>\$128,843</b>	<b>\$30,000</b>	<b>\$50,000</b>	<b>\$50,000</b>



# SANITARY SEWER DEPT EQUIPMENT

## PURPOSE OF RESERVE

The purpose of this reserve is to replace equipment in the Sanitary Sewer department.

\$100,000 has been budgeted annually for replacement of the membrane fiber in FY2024.

### Sanitary Sewer Dept Equipment Expenditures

	2020-21 Actual	2021 - 22 Actual	2022-23 Budget	2023-24 Proposed
<b>CAPITAL OUTLAY</b>				
(08-7260-4320) RWTP-PUMP & MOTOR REPLACEMENT	\$29,848	\$324,333	\$267,762	\$200,000
(08-7260-4310) SEWER DEPARTMENT EQUIPMENT	\$0	\$0	\$28,365	\$28,365
<b>CAPITAL OUTLAY TOTAL</b>	<b>\$29,848</b>	<b>\$324,333</b>	<b>\$296,127</b>	<b>\$228,365</b>
<b>CONTINGENCY</b>				
(08-7260-6000) CONTINGENCY	\$0	\$0	\$113,873	\$153,873
<b>CONTINGENCY TOTAL</b>	<b>\$0</b>	<b>\$0</b>	<b>\$113,873</b>	<b>\$153,873</b>
<b>TOTAL</b>	<b>\$29,848</b>	<b>\$324,333</b>	<b>\$410,000</b>	<b>\$382,238</b>

# SANITARY SEWER SDC

## PURPOSE OF RESERVE

This reserve account tracks reimbursement and improvement fees that shall be spent only on capital improvements associated with the wastewater system or on capacity increasing capital improvements including expenditures related to repayment of indebtedness.

### Reserve - Sanitary Sewer SDC Expenditures

	2020-21 Actual	2021 - 22 Actual	2022-23 Budget	2023-24 Proposed
<b>CONTINGENCY</b>				
(08-7262-6000) CONTINGENCY	\$0	\$8,052	\$60,000	\$50,000
<b>CONTINGENCY TOTAL</b>	<b>\$0</b>	<b>\$8,052</b>	<b>\$60,000</b>	<b>\$50,000</b>
<b>TOTAL</b>	<b>\$0</b>	<b>\$8,052</b>	<b>\$60,000</b>	<b>\$50,000</b>

# CIP-WATER PROJECTS

## PURPOSE OF RESERVE

This account is to accumulate funds over time to address all major Water Dept. projects called for in the approved Capital Improvement Plan.

The full CIP is searchable at [www.hermistonprojects.com](http://www.hermistonprojects.com)

### CIP-Water Projects Expenditures

	2020-21 Actual	2021 - 22 Actual	2022-23 Budget	2023-24 Proposed
<b>CAPITAL OUTLAY</b>				
(08-7268-4206) AWS SYSTEM EXPANSIONS - RWS	\$0	\$0	\$4,249,400	\$20,949,400
(08-7268-4245) RES- FUT EXP CIP N 1ST WATER LINE REPLACE WATER	\$0	\$50,165	\$1,100,000	\$830,000
(08-7268-4212) WELL 5 IMPROVEMENTS	\$0	\$9,000	\$520,000	\$775,000
(08-7268-4255) WELL #6 CHLORINATION	\$0	\$0	\$450,000	\$500,000
(08-7268-4235) WELL #6 B/U GENERATOR	\$5,775	\$36,154	\$380,000	\$380,000
(08-7268-4260) WELL #4 CONTROL SYSTEM	\$0	\$0	\$390,000	\$410,000
(08-7268-4225) RIDGEWAY WATERLINE PROJECT	\$448,962	\$0	\$0	\$0
(08-7268-4261) LEAD & COPPER PROGRAM	\$0	\$0	\$0	\$400,000
(08-7268-4240) RES- FUT EXP CIP DOWNTOWN UTILITY LINE REPLACE	\$23,368	\$62,402	\$0	\$0
(08-7268-4230) LEAK DETECTION	\$29,313	\$0	\$0	\$0
<b>CAPITAL OUTLAY TOTAL</b>	<b>\$507,417</b>	<b>\$157,721</b>	<b>\$7,089,400</b>	<b>\$24,244,400</b>
<b>CONTINGENCY</b>				
(08-7268-6000) CONTINGENCY	\$0	\$0	\$110,000	\$50,000
<b>CONTINGENCY TOTAL</b>	<b>\$0</b>	<b>\$0</b>	<b>\$110,000</b>	<b>\$50,000</b>
<b>TRANSFERS</b>				
(08-7268-4210) GEER RD WATER LINE LOOP	\$0	\$4,344	\$0	\$0
<b>TRANSFERS TOTAL</b>	<b>\$0</b>	<b>\$4,344</b>	<b>\$0</b>	<b>\$0</b>
<b>TOTAL</b>	<b>\$507,417</b>	<b>\$162,065</b>	<b>\$7,199,400</b>	<b>\$24,294,400</b>

# NE WATER TANK

## PURPOSE OF RESERVE

This reserve was created to enhance the reliability of the city's water supply by increasing stored water available in an emergency. The NE Water Tank has been completed and this fund is no longer active/in use.

### NE Water Tank Expenditures

	2020-21 Actual	2021 - 22 Actual	2022-23 Budget	2023-24 Proposed
<b>CAPITAL OUTLAY</b>				
(08-7269-4204) CAPITAL IMPROVEMENTS	\$4,055	\$0	\$0	\$0
<b>CAPITAL OUTLAY TOTAL</b>	<b>\$4,055</b>	<b>\$0</b>	<b>\$0</b>	<b>\$0</b>
<b>TOTAL</b>	<b>\$4,055</b>	<b>\$0</b>	<b>\$0</b>	<b>\$0</b>

# WATER DEPT. EQUIPMENT

**PURPOSE OF RESERVE**

This reserve is established to replace equipment in the water department.

**Water Dept. Equipment Expenditures**

	2020-21 Actual	2021 - 22 Actual	2022-23 Budget	2023-24 Proposed
<b>CAPITAL OUTLAY</b>				
(08-7270-4310) WATER DEPARTMENT EQUIPMENT	\$170,955	\$0	\$0	\$0
<b>CAPITAL OUTLAY TOTAL</b>	<b>\$170,955</b>	<b>\$0</b>	<b>\$0</b>	<b>\$0</b>
<b>CONTINGENCY</b>	\$0	\$0	\$14,000	\$14,000
<b>TOTAL</b>	<b>\$170,955</b>	<b>\$0</b>	<b>\$14,000</b>	<b>\$14,000</b>

# WATER - SDC

**PURPOSE OF RESERVE**

Reimbursement and improvement fees shall be spent only on capital improvements associated with the water system or on capacity increasing capital improvements including expenditures related to repayment of indebtedness.

**Water - SDC Expenditures**

	2020-21 Actual	2021 - 22 Actual	2022-23 Budget	2023-24 Proposed
<b>CAPITAL OUTLAY</b>				
(08-7271-4207) WATER CONSTRUCTION PROJECTS	\$1,067	\$108,362	\$110,000	\$110,000
<b>CAPITAL OUTLAY TOTAL</b>	<b>\$1,067</b>	<b>\$108,362</b>	<b>\$110,000</b>	<b>\$110,000</b>
<b>TOTAL</b>	<b>\$1,067</b>	<b>\$108,362</b>	<b>\$110,000</b>	<b>\$110,000</b>

# HIGHLAND SUMMIT BOOSTER

**PURPOSE OF RESERVE**

This account is to accumulate funds toward the installation of a water booster pump station in Highland Summit. Future developers will be required to deposit a commensurate amount into this fund toward the installation.

**Highland Summit Booster Expenditures**

	2020-21 Actual	2021 - 22 Actual	2022-23 Budget	2023-24 Proposed
<b>MATERIALS &amp; SERVICES</b>				
(08-7273-2950) MISCELLANEOUS CONTRACTUAL	\$0	\$0	\$100,000	\$0
<b>MATERIALS &amp; SERVICES TOTAL</b>	<b>\$0</b>	<b>\$0</b>	<b>\$100,000</b>	<b>\$0</b>
<b>CONTINGENCY</b>				
(08-7273-6000) CONTINGENCY	\$0	\$0	\$100,000	\$0
<b>CONTINGENCY TOTAL</b>	<b>\$0</b>	<b>\$0</b>	<b>\$100,000</b>	<b>\$0</b>
<b>TOTAL</b>	<b>\$0</b>	<b>\$0</b>	<b>\$200,000</b>	<b>\$0</b>

# CIP-RWTP PROJECTS

## PURPOSE OF RESERVE

This account is to provide for the accumulation of funds to address all major sewer projects identified in the adopted Capital Improvement Plan. The full CIP is available for review at [www.hermistonprojects.com](http://www.hermistonprojects.com)

### CIP-RWTP Projects Expenditures

	2020-21 Actual	2021 - 22 Actual	2022-23 Budget	2023-24 Proposed
<b>CAPITAL OUTLAY</b>				
(08-7280-4240) LIFT #3 ALTERNATIVE	\$39,475	\$332,881	\$1,430,000	\$0
(08-7280-4305) AWS COOLING DISCHARGE	\$0	\$0	\$805,000	\$805,000
(08-7280-4217) LIFT #6 RECONSTRUCTION	\$0	\$79,799	\$620,000	\$0
(08-7280-4235) 7TH ST SEWER REPLACEMENT	\$55,490	\$615,847	\$0	\$0
(08-7280-4218) MCDONALD'S & 395 MAIN REPLACE	\$0	\$19,500	\$30,000	\$370,000
(08-7280-4245) RWTP MEMBRANCE REPLACE	\$0	\$0	\$100,000	\$150,000
(08-7280-4250) RWTP PUMP/MOTOR REPLACE	\$0	\$0	\$0	\$150,000
(08-7280-4216) LIFT #5 WETWELL UPGRADES	\$0	\$0	\$0	\$150,000
(08-7280-4210) UNDERGROUND FUEL STORAGE REPLA	\$47,323	\$30,541	\$0	\$0
(08-7280-4220) LIFT STATION#1 UPGRADES/REPLAC	\$64,835	\$0	\$0	\$0
(08-7280-4230) SEWER COLLECTION SYS EVAL	\$62,918	\$0	\$0	\$0
(08-7280-4200) UTILITY CONSTRUCTION-RWTP	\$29,524	\$0	\$0	\$0
(08-7280-4215) 7TH STREET MANHOLE REPLACEMENT	\$5,000	\$0	\$0	\$0
<b>CAPITAL OUTLAY TOTAL</b>	<b>\$304,566</b>	<b>\$1,078,568</b>	<b>\$2,985,000</b>	<b>\$1,625,000</b>
<b>CONTINGENCY</b>				
(08-7280-6000) CONTINGENCY	\$0	\$188,650	\$193,600	\$50,000
<b>CONTINGENCY TOTAL</b>	<b>\$0</b>	<b>\$188,650</b>	<b>\$193,600</b>	<b>\$50,000</b>
<b>TOTAL</b>	<b>\$304,566</b>	<b>\$1,267,218</b>	<b>\$3,178,600</b>	<b>\$1,675,000</b>

# REPAIR/REPLACE - REGIONAL WATER

## PURPOSE OF RESERVE

This reserve was created to accumulate funds for major capital repairs and replacement to the regional water treatment system.

### Repair/Replace-Regional Water Expenditures

	2020-21 Actual	2021 - 22 Actual	2022-23 Budget	2023-24 Proposed
<b>CAPITAL OUTLAY</b>				
(08-7285-4210) REPAIR & REPLACEMENT-REGIONAL	\$38,444	\$49,784	\$0	\$300,000
<b>CAPITAL OUTLAY TOTAL</b>	<b>\$38,444</b>	<b>\$49,784</b>	<b>\$0</b>	<b>\$300,000</b>
<b>TOTAL</b>	<b>\$38,444</b>	<b>\$49,784</b>	<b>\$0</b>	<b>\$300,000</b>

# HES IMPROVEMENTS

## PURPOSE OF RESERVE

This fund is to provide for future Hermiston Energy System improvements.

### HES Improvements Expenditures

	2020-21 Actual	2021 - 22 Actual	2022-23 Budget	2023-24 Proposed
<b>CAPITAL OUTLAY</b>				
(08-7290-4220) HES IMPROVEMENTS	-\$1	\$252,796	\$500,000	\$500,000
<b>CAPITAL OUTLAY TOTAL</b>	<b>-\$1</b>	<b>\$252,796</b>	<b>\$500,000</b>	<b>\$500,000</b>
<b>TRANSFERS</b>				
(08-7290-4610) TRANS. TO HES FUND-RSA	\$500,000	\$0	\$0	\$0
<b>TRANSFERS TOTAL</b>	<b>\$500,000</b>	<b>\$0</b>	<b>\$0</b>	<b>\$0</b>
<b>TOTAL</b>	<b>\$499,999</b>	<b>\$252,796</b>	<b>\$500,000</b>	<b>\$500,000</b>

# TPA/MARKETING FUNDS

## PURPOSE OF RESERVE

This fund contains Tourism Promotion Assessment Funds for City use for marketing efforts.

### TPA/Marketing Funds Expenditures

	2020-21 Actual	2021 - 22 Actual	2022-23 Budget	2023-24 Proposed
<b>MATERIALS &amp; SERVICES</b>				
(08-7293-2950) MISCELLANEOUS CONTRACTUAL	\$0	\$0	\$100,000	\$100,000
<b>MATERIALS &amp; SERVICES TOTAL</b>	<b>\$0</b>	<b>\$0</b>	<b>\$100,000</b>	<b>\$100,000</b>
<b>TOTAL</b>	<b>\$0</b>	<b>\$0</b>	<b>\$100,000</b>	<b>\$100,000</b>

# EOTEC EQUIPMENT

## PURPOSE OF RESERVE

The purpose of this fund is to accumulate funds to purchase equipment necessary for the viable operation of the Eastern Oregon Trade and Event Center facility.

### EOTEC Equipment Expenditures

	2020-21 Actual	2021 - 22 Actual	2022-23 Budget	2023-24 Proposed
<b>CAPITAL OUTLAY</b>				
(08-7294-4310) EOTEC EQUIPMENT	\$91,593	\$19,909	\$540,000	\$375,000
<b>CAPITAL OUTLAY TOTAL</b>	<b>\$91,593</b>	<b>\$19,909</b>	<b>\$540,000</b>	<b>\$375,000</b>
<b>TRANSFERS</b>	<b>\$0</b>	<b>\$0</b>	<b>\$0</b>	<b>\$165,000</b>
<b>TOTAL</b>	<b>\$91,593</b>	<b>\$19,909</b>	<b>\$540,000</b>	<b>\$540,000</b>

# HCC MAINTENANCE & REPAIRS

## PURPOSE OF RESERVE

This reserve provides for the accumulation of funds to address major maintenance and repairs at the Hermiston Community Center.

### Reserve - HCC Maintenance & Repairs

	2020-21 Actual	2021 - 22 Actual	2022-23 Budget	2023-24 Proposed
<b>CAPITAL OUTLAY</b>				
(08-7296-4230) HCC MAINTENANCE & REPAIRS	\$0	\$2,196	\$21,340	\$21,340
<b>CAPITAL OUTLAY TOTAL</b>	<b>\$0</b>	<b>\$2,196</b>	<b>\$21,340</b>	<b>\$21,340</b>
<b>TOTAL</b>	<b>\$0</b>	<b>\$2,196</b>	<b>\$21,340</b>	<b>\$21,340</b>

# COMMUNITY ENHANCEMENT

## PURPOSE OF RESERVE

This reserve provides for the accumulation of funds for community enhancement projects.

### Community Enhancement Expenditures

	2020-21 Actual	2021 - 22 Actual	2022-23 Budget	2023-24 Proposed
<b>MATERIALS &amp; SERVICES</b>				
(08-7297-2950) MISCELLANEOUS CONTRACTUAL	\$18,756	\$277,844	\$0	\$0
<b>MATERIALS &amp; SERVICES TOTAL</b>	<b>\$18,756</b>	<b>\$277,844</b>	<b>\$0</b>	<b>\$0</b>
<b>CONTINGENCY</b>				
(08-7297-6000) CONTINGENCY	\$0	\$0	\$30,450	\$30,450
<b>CONTINGENCY TOTAL</b>	<b>\$0</b>	<b>\$0</b>	<b>\$30,450</b>	<b>\$30,450</b>
<b>TOTAL</b>	<b>\$18,756</b>	<b>\$277,844</b>	<b>\$30,450</b>	<b>\$30,450</b>

# CITY HALL IMPROVEMENTS

## PURPOSE OF RESERVE

This reserve was created to accumulate funds to address capital needs for City Hall. As a new city hall is being built now, this reserve is considered inactive and not in use this budget year.

### City Hall Improvements Expenditures

	2020-21 Actual	2021 - 22 Actual	2022-23 Budget	2023-24 Proposed
<b>MATERIALS &amp; SERVICES</b>				
(08-7298-2950) MISCELLANEOUS CONTRACTUAL	\$159,508	\$0	\$0	\$0
<b>MATERIALS &amp; SERVICES TOTAL</b>	<b>\$159,508</b>	<b>\$0</b>	<b>\$0</b>	<b>\$0</b>
<b>TOTAL</b>	<b>\$159,508</b>	<b>\$0</b>	<b>\$0</b>	<b>\$0</b>

**THIS PAGE IS LEFT  
INTENTIONALLY BLANK**



*Where Life is Sweet*

# REVENUE BONDED DEBT MANAGEMENT FUND

## GO/FF&C-BONDED DEBT MISSION AND FUND DESCRIPTION

The City issues bonds to provide funds for the acquisition and construction of major capital facilities. Bonds have been issued for both general government and proprietary activities.

In the spring of 1997 the City issued revenue bonds for utility improvements in the amount of \$4,500,000 for the purpose of financing the cost of construction of a new water reservoir, certain water pressure zone and pump improvements and regional water completion improvements. These bonds were refunded in the fall of 2011. This obligation will be met in fiscal year 2024-25. Following is a payment schedule for the next four years:

### 2011 Utility Ref Bonds

Due Date		<u>2022-23</u>	<u>2023-24</u>	<u>2024-25</u>
Principal	Aug	295,000	300,000	130,000
Interest	Aug/Feb	<u>23,100</u>	<u>11,200</u>	<u>2,600</u>
<b>Total</b>		318,100	311,200	132,600

In the spring of 2003 the City issued \$3,635,000 in full faith and credit obligations for the construction of a combined lap and multi-use outdoor community swimming pool and associated facilities. These bonds were refunded in the spring of 2013. This obligation will be met in fiscal year 2032-33. Following is a payment schedule for the next seven years:

### 2013 Ref Pool Bonds

Due Date		<u>2022-23</u>	<u>2023-24</u>	<u>2024-25</u>	<u>2025-26</u>	<u>2026-27</u>	<u>2027-28</u>	<u>2028-29</u>
Principal	Dec.	145,000	155,000	170,000	185,000	195,000	210,000	220,000
Interest	Dec/Jun	<u>67,720</u>	<u>61,720</u>	<u>56,070</u>	<u>50,744</u>	<u>45,044</u>	<u>38,969</u>	<u>35,520</u>
<b>Total</b>		212,720	216,720	226,070	235,744	240,044	248,969	255,520



# RESOURCES

## GO/FF&C-Bonded Debt Fund Resources

	2020-21 Actual	2021 - 22 Actual	2022-23 Budget	2023-24 Proposed
<b>PROPERTY TAXES</b>				
(02-3010-115) BOND TAXES	\$297,719	\$305,430	\$311,700	\$311,700
(02-3010-210) DELINQUENT TAXES	\$8,867	\$4,591	\$5,000	\$5,000
(02-3015-225) HEAVY EQUIPMENT RENTAL TAX	\$786	\$0	\$780	\$780
<b>PROPERTY TAXES TOTAL</b>	<b>\$307,372</b>	<b>\$310,021</b>	<b>\$317,480</b>	<b>\$317,480</b>
<b>TRANSFERS FROM</b>				
(02-3018-710) TRANS FM GENERAL	\$170,709	\$208,819	\$208,819	\$216,720
<b>TRANSFERS FROM TOTAL</b>	<b>\$170,709</b>	<b>\$208,819</b>	<b>\$208,819</b>	<b>\$216,720</b>
<b>CASH FORWARD</b>				
(02-3099-100) CASH FORWARD	\$0	\$0	\$107,719	\$92,477
<b>CASH FORWARD TOTAL</b>	<b>\$0</b>	<b>\$0</b>	<b>\$107,719</b>	<b>\$92,477</b>
<b>TOTAL</b>	<b>\$478,082</b>	<b>\$518,840</b>	<b>\$634,018</b>	<b>\$626,677</b>

# EXPENDITURES

## Bonded Debt Expenditures

	2020-21 Actual	2021 - 22 Actual	2022-23 Budget	2023-24 Proposed
<b>DEBT SERVICE</b>				
(02-5200-5131) 2011 UTILITY REF BOND PRINCIPAL (BUDGET ONLY)	\$0	\$0	\$295,000	\$300,000
(02-5000-5125) BOND & INTEREST-POOL	\$208,819	\$213,405	\$0	\$0
(02-5000-5130) BOND & INTEREST-UTILITY 2007	\$0	\$319,700	\$0	\$0
(02-5000-5110) BOND & INTEREST-REGIONAL	\$315,800	\$0	\$900	\$0
(02-5200-5126) 2013 POOL BOND PRINCIPAL(BUDGET ONLY)	\$0	\$0	\$145,000	\$155,000
(02-5000-7000) UNAPPROPRIATED BALANCE	\$0	\$0	\$102,298	\$98,757
(02-5200-5127) 2013 POOL BOND INTEREST(BUDGET ONLY)	\$0	\$0	\$67,720	\$61,720
(02-5200-5132) 2011 UTILITY REF BOND INTEREST(BUDGET ONLY)	\$0	\$0	\$23,100	\$11,200
<b>DEBT SERVICE TOTAL</b>	<b>\$524,619</b>	<b>\$533,105</b>	<b>\$634,018</b>	<b>\$626,677</b>
<b>TOTAL</b>	<b>\$524,619</b>	<b>\$533,105</b>	<b>\$634,018</b>	<b>\$626,677</b>

**THIS PAGE IS LEFT  
INTENTIONALLY BLANK**



*Where Life is Sweet*

# MISCELLANEOUS SPECIAL REVENUE FUND

## MISSION AND FUND DESCRIPTION

Special revenue funds are used to account for specific revenues that are restricted to expenditure for particular purposes. This fund is used to account for the CIS Wellness grant and certain pass-through payments related to payroll and surcharges due to the state. The Municipal Court Special Revenue Fund has been moved to this fund to account for the special payments to the State.

# RESOURCES

## Miscellaneous Special Revenue Fund Resources

	2020-21 Actual	2021 - 22 Actual	2022-23 Budget	2023-24 Proposed
<b>SERVICE CHARGES</b>				
(11-3016-225) CONST. PERMIT SURCHARGE	\$44,593	\$54,279	\$32,000	\$40,000
(11-3019-240) MISC REVENUE	\$1	\$0	\$0	\$0
<b>SERVICE CHARGES TOTAL</b>	<b>\$44,594</b>	<b>\$54,279</b>	<b>\$32,000</b>	<b>\$40,000</b>
<b>CASH FORWARD</b>				
(11-3099-100) CASH FORWARD	\$0	\$0	\$108,600	\$29,600
<b>CASH FORWARD TOTAL</b>	<b>\$0</b>	<b>\$0</b>	<b>\$108,600</b>	<b>\$29,600</b>
<b>FINES &amp; PENALTIES</b>				
(11-3013-110) COURT FINES & PENALTIES	\$83,026	\$8,865	\$0	\$0
<b>FINES &amp; PENALTIES TOTAL</b>	<b>\$83,026</b>	<b>\$8,865</b>	<b>\$0</b>	<b>\$0</b>
<b>INTEREST</b>				
(11-3014-110) INTEREST ON INVESTMENTS	\$0	\$0	\$400	\$400
<b>INTEREST TOTAL</b>	<b>\$0</b>	<b>\$0</b>	<b>\$400</b>	<b>\$400</b>
<b>TOTAL</b>	<b>\$127,620</b>	<b>\$63,144</b>	<b>\$141,000</b>	<b>\$70,000</b>

# EXPENDITURES

## Miscellaneous Special Revenue Fund Expenditures

	2020-21 Actual	2021 - 22 Actual	2022-23 Budget	2023-24 Proposed
<b>SPECIAL PAYMENTS</b>				
(11-7400-5010) CONST. PERMIT SURCHG TO STATE	\$45,409	\$54,274	\$64,000	\$40,000
(11-7400-5000) COURT SPECIAL PAYMENTS	\$79,887	\$86,191	\$0	\$0
<b>SPECIAL PAYMENTS TOTAL</b>	<b>\$125,296</b>	<b>\$140,465</b>	<b>\$64,000</b>	<b>\$40,000</b>
<b>TRANSFERS</b>				
(11-7400-4420) TRANS TO GENERAL FUND	\$44,438	\$44,213	\$44,000	\$0
(11-7400-4426) TRANS TO LAW ENF SPEC REV	\$1,660	\$3,705	\$3,000	\$0
<b>TRANSFERS TOTAL</b>	<b>\$46,098</b>	<b>\$47,918</b>	<b>\$47,000</b>	<b>\$0</b>
<b>MATERIALS &amp; SERVICES</b>				
(11-7400-2445) EMPLOYMENT CLAIMS	\$0	\$0	\$30,000	\$30,000
(11-7400-5001) COURT SPECIAL PAYMENTS - CTY	\$0	\$20,377	\$0	\$0
(11-7400-5003) COURT SPECIAL PAYMENTS - JUDGE	\$0	\$40	\$0	\$0
<b>MATERIALS &amp; SERVICES TOTAL</b>	<b>\$0</b>	<b>\$20,417</b>	<b>\$30,000</b>	<b>\$30,000</b>
<b>TOTAL</b>	<b>\$171,395</b>	<b>\$208,800</b>	<b>\$141,000</b>	<b>\$70,000</b>



*Where Life is Sweet*

# CHRISTMAS EXPRESS SPECIAL REVENUE FUND

## MISSION AND FUND DESCRIPTION

The Hermiston Police Department utilizes a special revenue fund to account for specific revenues that are restricted to expenditure(s) for particular law enforcement purposes. The Christmas Express special revenue fund includes donated monies by persons in this community.

# RESOURCES

## Christmas Express Special Revenue Fund Resources

	2020-21 Actual	2021 - 22 Actual	2022-23 Budget	2023-24 Proposed
<b>MISCELLANEOUS REVENUE</b>				
(19-3017-200) DONATIONS	\$31,018	\$25,151	\$15,000	\$15,000
<b>MISCELLANEOUS REVENUE TOTAL</b>	<b>\$31,018</b>	<b>\$25,151</b>	<b>\$15,000</b>	<b>\$15,000</b>
<b>CASH FORWARD</b>				
(19-3099-100) CASH FORWARD	\$0	\$0	\$20,000	\$15,000
<b>CASH FORWARD TOTAL</b>	<b>\$0</b>	<b>\$0</b>	<b>\$20,000</b>	<b>\$15,000</b>
<b>TOTAL</b>	<b>\$31,018</b>	<b>\$25,151</b>	<b>\$35,000</b>	<b>\$30,000</b>

# EXPENDITURES

## Christmas Express Special Revenue Fund Expenditures

	2020-21 Actual	2021 - 22 Actual	2022-23 Budget	2023-24 Proposed
<b>MATERIALS &amp; SERVICES</b>				
(19-7500-3207) FOOD & MISCELLANEOUS	\$18,203	\$19,129	\$30,000	\$25,000
<b>MATERIALS &amp; SERVICES TOTAL</b>	<b>\$18,203</b>	<b>\$19,129</b>	<b>\$30,000</b>	<b>\$25,000</b>
<b>RESERVE FOR FUTURE EXPENDITURE</b>				
(19-8890-7100) RESERVE FOR FUTURE EXPEND.	\$0	\$0	\$5,000	\$5,000
<b>RESERVE FOR FUTURE EXPENDITURE TOTAL</b>	<b>\$0</b>	<b>\$0</b>	<b>\$5,000</b>	<b>\$5,000</b>
<b>TOTAL</b>	<b>\$18,203</b>	<b>\$19,129</b>	<b>\$35,000</b>	<b>\$30,000</b>



*Where Life is Sweet*

# LAW ENFORCEMENT SPECIAL REVENUE FUND

## MISSION AND FUND DESCRIPTION

Special revenue funds are used to account for specific revenues that are restricted to expenditure for particular purposes. This fund is used to account for amounts designated by the City for law enforcement and related purposes.

# RESOURCES

## Law Enforcement Fund Resources

	2020-21 Actual	2021 - 22 Actual	2022-23 Budget	2023-24 Proposed
<b>FROM OTHER AGENCIES</b>				
(20-3015-300) GRANTS - FEDERAL INDIRECT	\$6,003	\$927	\$10,000	\$10,000
(20-3015-400) GRANTS - STATE	\$2,924	\$0	\$10,000	\$10,000
(20-3015-230) GRANT-JUVENILE CRIME (CAB)	\$5,000	\$0	\$5,000	\$5,000
(20-3015-350) GRANTS - FEDERAL DIRECT	\$2,991	\$1,869	\$4,125	\$4,125
(20-3015-500) GRANTS - LOCAL	\$0	\$7,025	\$1,000	\$1,000
(20-3015-250) GRANT-DUII ENFORCEMENT	\$859	\$6,998	\$0	\$0
<b>FROM OTHER AGENCIES TOTAL</b>	<b>\$17,777</b>	<b>\$16,819</b>	<b>\$30,125</b>	<b>\$30,125</b>
<b>CASH FORWARD</b>				
(20-3099-100) CASH FORWARD	\$0	\$0	\$50,889	\$5,889
<b>CASH FORWARD TOTAL</b>	<b>\$0</b>	<b>\$0</b>	<b>\$50,889</b>	<b>\$5,889</b>
<b>TRANSFERS FROM</b>				
(20-3019-350) TRANSFER FROM MUNICIPAL COURT	\$1,660	\$3,705	\$3,000	\$0
<b>TRANSFERS FROM TOTAL</b>	<b>\$1,660</b>	<b>\$3,705</b>	<b>\$3,000</b>	<b>\$0</b>
<b>MISCELLANEOUS REVENUE</b>				
(20-3017-100) MISC REVENUE	\$159	\$0	\$0	\$0
<b>MISCELLANEOUS REVENUE TOTAL</b>	<b>\$159</b>	<b>\$0</b>	<b>\$0</b>	<b>\$0</b>
<b>TOTAL</b>	<b>\$19,595</b>	<b>\$20,524</b>	<b>\$84,014</b>	<b>\$36,014</b>

# EXPENDITURES

## Law Enforcement Fund Detailed Expenditures

	2020-21 Actual	2021 - 22 Actual	2022-23 Budget	2023-24 Proposed
<b>MATERIALS &amp; SERVICES</b>				
(20-7600-2950) MISCELLANEOUS CONTRACTUAL	\$10,000	\$30,379	\$40,000	\$0
(20-7600-2240) PROFESSIONAL DEVELOPMENT	\$8,108	\$7,565	\$0	\$0
(20-7600-3214) MINOR SAFETY EQUIPMENT	\$4,946	\$0	\$5,000	\$0
<b>MATERIALS &amp; SERVICES TOTAL</b>	<b>\$23,054</b>	<b>\$37,944</b>	<b>\$45,000</b>	<b>\$0</b>
<b>CONTINGENCY</b>				
(20-7600-6100) CONTINGENCY	\$0	\$0	\$20,000	\$20,000
<b>CONTINGENCY TOTAL</b>	<b>\$0</b>	<b>\$0</b>	<b>\$20,000</b>	<b>\$20,000</b>
<b>RESERVE FOR FUTURE EXPENDITURE</b>				
(20-8890-7100) RESERVE FOR FUTURE EXPEND.	\$0	\$0	\$19,014	\$16,014
<b>RESERVE FOR FUTURE EXPENDITURE TOTAL</b>	<b>\$0</b>	<b>\$0</b>	<b>\$19,014</b>	<b>\$16,014</b>
<b>PERSONNEL SERVICES</b>				
OVERTIME	\$5,000	\$0	\$0	\$0
<b>PERSONNEL SERVICES TOTAL</b>	<b>\$5,000</b>	<b>\$0</b>	<b>\$0</b>	<b>\$0</b>
<b>TOTAL</b>	<b>\$28,054</b>	<b>\$37,944</b>	<b>\$84,014</b>	<b>\$36,014</b>





*Where Life is Sweet*

## **LIBRARY SPECIAL REVENUE FUND**

### **MISSION AND FUND DESCRIPTION**

Special revenue funds are used to account for specific revenues that are restricted to expenditure for particular purposes. This fund is used to account for amounts designated by the City for library operations and improvements.

# RESOURCES

## Library Fund Resources

	2020-21 Actual	2021 - 22 Actual	2022-23 Budget	2023-24 Proposed
<b>FROM OTHER AGENCIES</b>				
(21-3015-810) GRANTS - STATE	\$3,311	\$6,151	\$10,000	\$10,000
(21-3015-800) GRANTS - PRIVATE	\$892	\$50	\$10,000	\$10,000
<b>FROM OTHER AGENCIES TOTAL</b>	<b>\$4,203</b>	<b>\$6,201</b>	<b>\$20,000</b>	<b>\$20,000</b>
<b>CASH FORWARD</b>				
(21-3099-100) CASH FORWARD	\$0	\$0	\$12,000	\$12,000
<b>CASH FORWARD TOTAL</b>	<b>\$0</b>	<b>\$0</b>	<b>\$12,000</b>	<b>\$12,000</b>
<b>MISCELLANEOUS REVENUE</b>				
(21-3019-230) DONATIONS & CONTRIBUTIONS	\$550	\$2,195	\$1,000	\$1,000
<b>MISCELLANEOUS REVENUE TOTAL</b>	<b>\$550</b>	<b>\$2,195</b>	<b>\$1,000</b>	<b>\$1,000</b>
<b>TOTAL</b>	<b>\$4,753</b>	<b>\$8,396</b>	<b>\$33,000</b>	<b>\$33,000</b>

# EXPENDITURES

## Library Fund Expenditures

	2020-21 Actual	2021 - 22 Actual	2022-23 Budget	2023-24 Proposed
<b>CONTINGENCY</b>				
(21-7700-6000) CONTINGENCY	\$0	\$0	\$29,700	\$29,700
<b>CONTINGENCY TOTAL</b>	<b>\$0</b>	<b>\$0</b>	<b>\$29,700</b>	<b>\$29,700</b>
<b>MATERIALS &amp; SERVICES</b>				
(21-7700-3207) FOOD & MISCELLANEOUS	\$1,297	\$3,814	\$1,600	\$1,600
(21-7700-3101) OFFICE SUPPLIES	\$0	\$1,761	\$0	\$0
(21-7700-2950) MISCELLANEOUS CONTRACTUAL	\$0	\$0	\$700	\$700
<b>MATERIALS &amp; SERVICES TOTAL</b>	<b>\$1,297</b>	<b>\$5,575</b>	<b>\$2,300</b>	<b>\$2,300</b>
<b>CAPITAL OUTLAY</b>				
(21-7700-4303) BOOKS	\$708	\$547	\$1,000	\$1,000
<b>CAPITAL OUTLAY TOTAL</b>	<b>\$708</b>	<b>\$547</b>	<b>\$1,000</b>	<b>\$1,000</b>
<b>TOTAL</b>	<b>\$2,005</b>	<b>\$6,122</b>	<b>\$33,000</b>	<b>\$33,000</b>



*Where Life is Sweet*

# GREATER-HERMISTON ENTERPRISE ZONE PROJECT FUND

## MISSION AND FUND DESCRIPTION

The Greater-Hermiston Enterprise Zone (“GHEZ”) is a unique resource/opportunity for businesses growing or locating in the Hermiston area, which is authorized by ORS 285C. Enterprise zones exempt businesses from all local property taxes on new investments for a specified amount of time, which varies among different zone programs.

**Basic Enterprise Zone Exemptions** are guaranteed by right for eligible businesses which meet minimum job creation thresholds. The Basic Exemption exempts taxes for three years.

**Extended Enterprise Zone Exemptions** allow for businesses to qualify for up to two additional years of benefit if minimum salary thresholds are met for the jobs created. The Zone Sponsors have the ability to negotiate fees to the zone from the business in exchange for the additional exemption time.

**Long Term Rural Enterprise Zone (LTREZ) Exemptions** allow for businesses which invest very large amounts of capital in to qualifying rural zones to qualify for property tax exemptions of between 7 & 15 years. The Zone Sponsors have the ability to negotiate fees to the zone from the business in exchange for the additional exemption time.

The GHEZ is co-sponsored by the City of Hermiston and Umatilla County. All Enterprise Zone exemptions, including negotiated fee payments, must be approved by both sponsors. It is the intent of the Sponsors to manage fees paid to the zone for long-term economic and community growth.

The fees paid to the GHEZ for any Extended, or Long Term, exemptions are not taxes.

This fund is used to accumulate fee revenue received through multi-year GHEZ agreements with businesses locating in the GHEZ. This fund allows for the accumulation of resources to accomplish the economic and community development goals of the Sponsors.

# RESOURCES

## Greater-Hermiston Enterprise Zone Project Fund Resources

	2020-21 Actual	2021 - 22 Actual	2022-23 Budget	2023-24 Proposed
<b>FROM OTHER AGENCIES</b>				
(23-3015-400) CONTRIBUTION FROM COUNTY	\$500,000	\$500,000	\$500,000	\$500,000
(23-3015-300) CONTRIBUTION FROM LAMB WESTON	\$500,000	\$450,000	\$500,000	\$500,000
<b>FROM OTHER AGENCIES TOTAL</b>	<b>\$1,000,000</b>	<b>\$950,000</b>	<b>\$1,000,000</b>	<b>\$1,000,000</b>
<b>CASH FORWARD</b>				
(23-3099-100) CASH FORWARD	\$0	\$0	\$648,699	\$648,699
<b>CASH FORWARD TOTAL</b>	<b>\$0</b>	<b>\$0</b>	<b>\$648,699</b>	<b>\$648,699</b>
<b>INTEREST</b>	\$43	\$13	\$0	\$0
<b>TOTAL</b>	<b>\$1,000,043</b>	<b>\$950,013</b>	<b>\$1,648,699</b>	<b>\$1,648,699</b>

# EXPENDITURES

## Greater-Hermiston Enterprise Zone Project Fund Expenditures

	2020-21 Actual	2021 - 22 Actual	2022-23 Budget	2023-24 Proposed
<b>TRANSFERS</b>				
(23-6300-4445) TRANSFER TO GENERAL FUND	\$55,576	\$459,625	\$577,825	\$460,825
(23-6300-4420) TRANS TO UTILITY-NE WATER TOWE	\$162,784	\$377,500	\$377,500	\$377,500
(23-6300-4440) TRANS TO RES-FUNLAND REBUILD	\$100,000	\$50,000	\$0	\$0
(23-6300-4441) TRANS TO RES-PARKS	\$0	\$0	\$50,000	\$50,000
<b>TRANSFERS TOTAL</b>	<b>\$318,360</b>	<b>\$887,125</b>	<b>\$1,005,325</b>	<b>\$888,325</b>
<b>CONTINGENCY</b>				
(23-6300-6000) CONTINGENCY	\$0	\$0	\$643,374	\$760,374
<b>CONTINGENCY TOTAL</b>	<b>\$0</b>	<b>\$0</b>	<b>\$643,374</b>	<b>\$760,374</b>
<b>TOTAL</b>	<b>\$318,360</b>	<b>\$887,125</b>	<b>\$1,648,699</b>	<b>\$1,648,699</b>

**THIS PAGE IS LEFT  
INTENTIONALLY BLANK**



*Where Life is Sweet*

# CITY HALL CONSTRUCTION

## MISSION AND FUND DESCRIPTION

On September 23, 2020, the city of Hermiston issued Full Faith & Credit and Refunding Obligations, Series 2020 for a total of \$23,695,000 for the refunding and re-issue of a Water/Wastewater loan(\$14,095,000) and the remainder (\$9,600,000) of the bond issue is to be used to finance the construction of a new city hall and to renovate the basement of the Hermiston Library to serve as office space for city hall customer service and administration. Once the new city hall is complete, the basement of the library will be returned to Library operations to grow their service capabilities.

This fund was created to track all expenditures for these construction projects.

## RESOURCES

### City Hall Construction Revenues

	2020-21 Actual	2021 - 22 Actual	2022-23 Budget	2023-24 Proposed
<b>NON-REVENUE RECEIPTS</b>	\$9,674,714	\$0	\$0	\$0
<b>TRANSFERS FROM</b>	\$0	\$0	\$965,100	\$0
<b>CASH FORWARD</b>				
(37-3099-100) CASH FORWARD	\$0	\$0	\$877,836	\$0
<b>CASH FORWARD TOTAL</b>	<b>\$0</b>	<b>\$0</b>	<b>\$877,836</b>	<b>\$0</b>
<b>INTEREST</b>	\$409	\$54	\$0	\$0
<b>TOTAL</b>	<b>\$9,675,123</b>	<b>\$54</b>	<b>\$1,842,936</b>	<b>\$0</b>

## EXPENDITURES

### City Hall Construction Expenditures

	2020-21 Actual	2021 - 22 Actual	2022-23 Budget	2023-24 Proposed
<b>CAPITAL OUTLAY</b>				
(37-8300-4205) CAPITAL OUTLAY-CITY HALL	\$973,810	\$7,257,920	\$1,842,936	\$0
(37-8300-4204) CAPITAL OUTLAY-LIBRARY	\$954,332	\$3,085	\$0	\$0
(37-8300-4203) MISCELLANEOUS CONTRACTUAL	\$438,712	\$204,574	\$0	\$0
<b>CAPITAL OUTLAY TOTAL</b>	<b>\$2,366,854</b>	<b>\$7,465,579</b>	<b>\$1,842,936</b>	<b>\$0</b>
<b>TOTAL</b>	<b>\$2,366,854</b>	<b>\$7,465,579</b>	<b>\$1,842,936</b>	<b>\$0</b>



# LOCAL IMPROVEMENT DISTRICT FUND

## MISSION AND FUND DESCRIPTION

This fund has been created to track all eligible expenditures and revenue sources for the development of a Local Improvement District ("LID") in the South Hermiston Industrial Park ("SHIP.") The use of a LID potentially involves multiple funding resources (direct appropriations by the city), grants (both state and federal) as well as property owner payment of assessments once the LID purpose is completed.

Local Improvement Districts have been broadly used in Oregon to help construct public improvements which directly benefit adjacent properties as well as the public in general. In its most basic form, an LID feasibility report begins the process and estimates project costs, as well as how much benefit each adjoining property receives. A public hearing is then held to determine whether to develop the project & assess the costs to the properties. If approved, the City constructs the project and collects revenue from the property owners to reimburse the City for its expenses. Depending on the project's benefit to the public, the City has the option to contribute public funds to offset the costs to the adjacent properties.

The City of Hermiston has completed 321 LID's. This fund was created as a separate fund due to the multiple revenue sources, potential for long-term lending, and potential for multiple future LID's to be created.

# RESOURCES

## Local Improvement District Revenues

	2020-21 Actual	2021 - 22 Actual	2022-23 Budget	2023-24 Proposed
<b>TRANSFERS FROM</b>	\$585,000	\$50,000	\$0	\$0
<b>MISCELLANEOUS REVENUE</b>	\$0	\$188,497	\$61,000	\$47,500
<b>NON-REVENUE RECEIPTS</b>	\$0	\$110,266	\$0	\$0
<b>CASH FORWARD</b>				
(38-3099-100) CASH FORWARD	\$0	\$0	\$0	-\$47,500
<b>CASH FORWARD TOTAL</b>	<b>\$0</b>	<b>\$0</b>	<b>\$0</b>	<b>-\$47,500</b>
<b>TOTAL</b>	<b>\$585,000</b>	<b>\$348,763</b>	<b>\$61,000</b>	<b>\$0</b>

# EXPENDITURES

## Local Improvement District Expenditures

	2020-21 Actual	2021 - 22 Actual	2022-23 Budget	2023-24 Proposed
<b>CAPITAL OUTLAY</b>	\$88,899	\$1,818,844	\$0	\$0
<b>TRANSFERS</b>	\$0	\$585,000	\$0	\$0
<b>MATERIALS &amp; SERVICES</b>				
(38-8300-2950) MISCELLANEOUS CONTRACTUAL	\$150,709	\$35,851	\$0	\$0
<b>MATERIALS &amp; SERVICES TOTAL</b>	<b>\$150,709</b>	<b>\$35,851</b>	<b>\$0</b>	<b>\$0</b>
<b>DEBT SERVICE</b>	\$0	\$0	\$61,000	\$0
<b>TOTAL</b>	<b>\$239,608</b>	<b>\$2,439,695</b>	<b>\$61,000</b>	<b>\$0</b>





*Where Life is Sweet*

# Glossary of Terms

FISCAL YEAR 2024 BUDGET

## GLOSSARY OF TERMS

**Adopted Budget.** Financial plan that forms the basis for appropriations. Adopted by the governing body.

**Ad Valorem Tax.** A property tax computed as a percentage of the value of taxable property. See “Assessed Value.”

**Appropriation.** Authorization for spending a specific amount of money for a specific purpose during a fiscal year. It is based on the adopted budget, including supplemental budgets, if any. It is presented in a resolution or ordinance adopted by the governing body.

**Assessed Value.** The value set on real and personal property as a basis for imposing taxes. It is the lesser of the property’s maximum assessed value or real market value.

**Budget.** Written report showing the local government’s comprehensive financial plan for one fiscal year. It must include a balanced statement of actual revenues and expenditures during each of the last two years, and estimated revenues and expenditures for the current and upcoming year.

**Budget Committee.** Fiscal planning board of a local government, consisting of the governing body plus an equal number of legal voters appointed from the district.

**Budget Message.** Written explanation of the budget and the local government’s financial priorities. It is prepared and presented by the executive officer or chairperson of the governing body.

**Budget Officer.** Person appointed by the governing body to assemble budget material and information and to physically prepare the proposed budget.

**Capital Outlay.** Items which generally have a useful life of one or more years, such as machinery, land, furniture, equipment or buildings.

**Commodities.** Supplies purchased for direct use, such as paper products, gasoline, equipment parts and cleaning supplies.

**Contractual Services.** Services provided by outside sources, such as architects, janitorial and printing.

**Debt Service Fund.** A fund established to account for payment of general long-term debt principal and interest.

**Enterprise Fund.** A fund established to account for operations that are financed and operated in a manner similar to private business enterprises. They are usually self-supporting. Examples of enterprise funds are those for water and wastewater utilities.

**Expenditures.** Total amount incurred if accounts are kept on an accrual basis; total amount paid if accounts are kept on a cash basis.

**EOTEC.** Eastern Oregon Trade and Event Center.

**Fiscal Year.** A 12-month period to which the annual operating budget applies. At the end of the period, a government determines its financial position and the results of its operations. It is July 1 through June 30 for local governments.

**Full-Time Equivalent Position (FTE).** A part-time position converted to the decimal equivalent of a fulltime position based on 2,080 hours per year. For example a summer parks worker working for four months, or 690 hours, would be equivalent to .3 of a full-time position.

**Fund.** A division in a budget segregating independent fiscal and accounting requirements. An entity within a government's financial plan designated to carry on specific activities or to reach certain objectives.

**Goal.** A statement of broad direction, purpose or intent based on the needs of the community. A goal is general and timeless; that is, it is not concerned with a specific achievement in a given time period.

**HES.** Hermiston Energy Services.

**Long-Term.** A period of time ten years or more.

**Materials & Services.** The goods and direct services purchased for direct consumption in the annual operation of the budget.

**Maximum Assessed Value (MAV).** The maximum taxable value limitation placed on real or personal property by the constitution. It can increase a maximum of 3 percent each year. The 3 percent limit may be exceeded if there are qualifying improvements made to the property, such as a major addition or new construction.

**Operating Funds.** Resources derived from recurring revenue sources used to finance ongoing expenditures and pay-as-you-go capital projects.

**Operating Rate.** The rate determined by dividing the local government's operating tax amount by the estimated assessed value of the local government. This rate is needed when a local government wants to impose less tax than its permanent rate will raise.

**Ordinance.** A formal legislative enactment by the governing board of a municipality.

**ORS.** Oregon Revised Statutes.

**Permanent Rate Limit.** The maximum rate of ad valorem property taxes that a local government can impose. Taxes generated from the permanent rate limit can be used for any purpose. No action of the local government can increase a permanent rate limit.

**Personal Services.** Salaries, health and accident insurance premiums, social security and retirement contributions, for example.

**Proposed Budget.** Financial and operating plan prepared by the budget officer, submitted to the public and budget committee for review.

**Real Market Value (RMV).** The amount in cash which could reasonably be expected by an informed seller from an informed buyer in an arm's-length transaction as of the assessment date. In most cases, the value used to test the constitutional limits.

**Reserve Fund.** Established to accumulate money from one fiscal year to another for a specific purpose, such as purchase of new equipment.

**Resolution.** A formal order of a governing body; lower legal status than an ordinance.

**Resources.** Estimated beginning funds on hand plus anticipated receipts.

**SDC.** System Development Charge.

**Short-Term.** A period of time less than ten years.

**State SRF Loan.** Long-term loan from the State of Oregon Department of Environmental Quality's "Clean Water State Revolving Fund" program. Funds from this loan were a portion of the total financing for the City's Recycled Water Plant project that has since be redeemed and re-financed.

**Supplemental Budget.** A financial plan prepared to meet unexpected needs or to spend revenues not anticipated when the regular budget was adopted. It cannot be used to authorize a tax.

**System Development Charge.** A reimbursement fee, an improvement fee or a combination thereof assessed or collected at the time of increased usage of a capital improvement, at the time of issuance of a development permit or building permit, or at the time of connection to the capital improvement.

**Tax on Property.** Any tax, fee, charge or assessment imposed by any government unit upon property or upon a property owner as a direct consequence of ownership of that property.

**Tax Rate.** The amount of tax stated in terms of a unit of tax for each \$1,000 of assessed value of taxable property.

**Transfers.** Also known as inter-fund transfers, the amounts distributed from one fund to finance activities in another fund. Shown as an expenditure in the originating fund and a revenue in the receiving fund.

**Unappropriated Ending Fund Balance.** Amount set aside in the budget to be used as a cash carryover to the next year's budget. It provided the local government with cash until tax money is received from the county treasurer in November. This amount cannot be transferred by resolution or used through a supplemental budget, unless necessitated by a qualifying emergency.

**User Charges.** The payment of a fee for direct receipt of a public service by the party benefiting from the service.

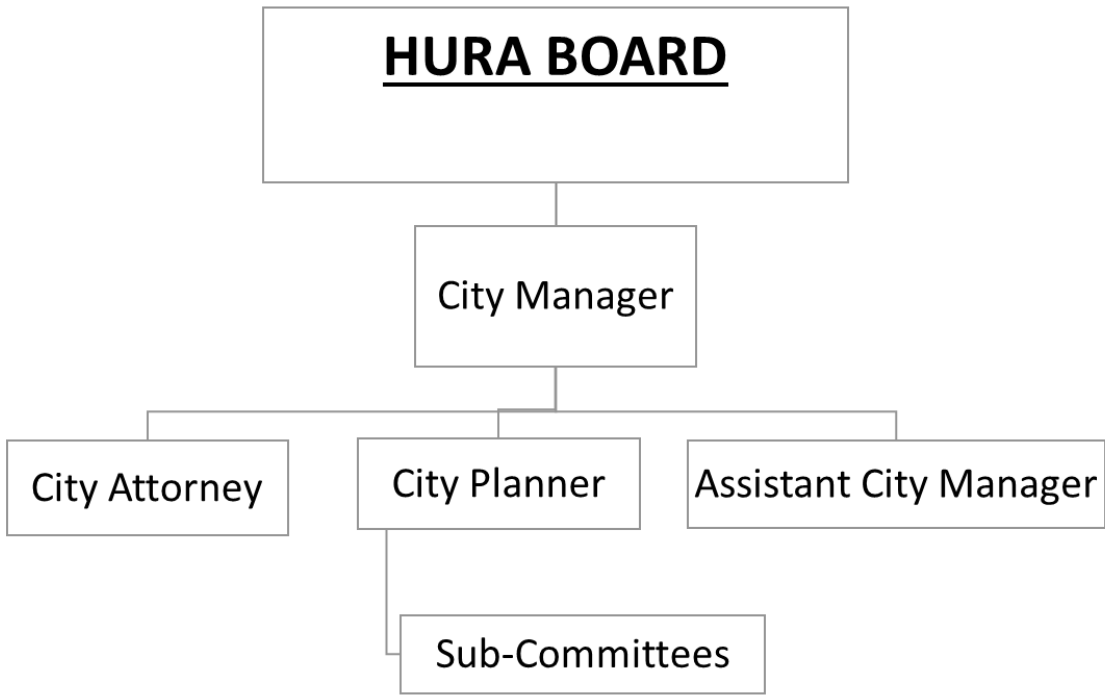


**FISCAL YEAR 2023-24  
ANNUAL BUDGET  
BUDGET COMMITTEE MEMBERS**

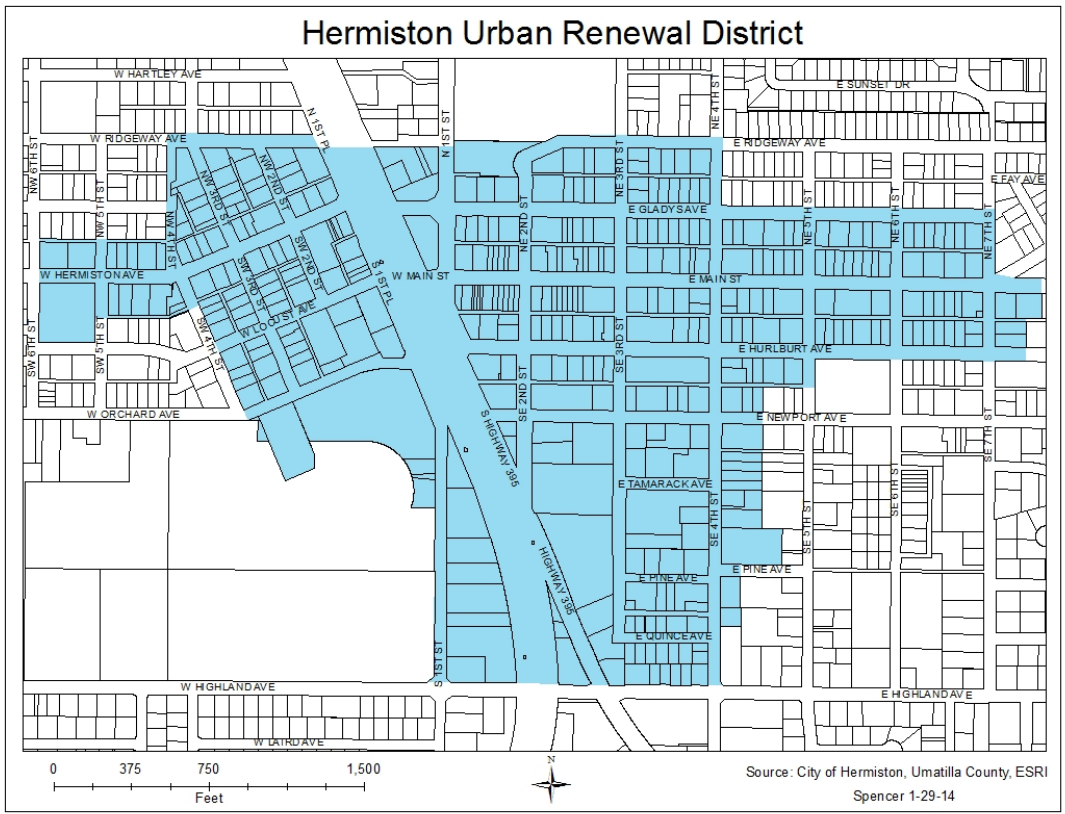
Roy Barron, Councilor  
Lori Davis, Citizen Member  
John Douglass, Citizen Member  
Dave Drotzmann, Mayor  
Maria E. Duron, Councilor  
David Hanson, Citizen Member  
Rod S. Hardin, Councilor  
Larry Lankford, Citizen Member  
Jackie M. Linton, Councilor  
Jason McAndrew, Citizen Member  
David P. McCarthy, Councilor  
Paul Magana, Citizen Member  
Brian Misner, Citizen Member  
Jackie C. Myers, Councilor  
Nancy Peterson, Councilor  
Doug Primmer, Councilor  
Joshua Roberts, Citizen Member  
Anton Wanous, Citizen Member

Byron Smith, Budget Officer  
Mark Krawczyk, Director of Finance

---



### MAP OF DISTRICT





180 NE 2<sup>nd</sup> Street  
 Hermiston, OR 97838  
 Phone: (541)567-5521  
 Fax: (541)567-5530

May 11, 2023

Dear Citizens and Members of the Budget Committee:

The proposed Hermiston Urban Renewal Agency (HURA) Budget for the 2023-24 Fiscal Year is \$1,020,966.

The 2023-24 Fiscal Year marks an exciting change for HURA. A second urban renewal district joins the Downtown Urban Renewal Area. The new district is in the southwest quadrant of Hermiston and is tasked with large public infrastructure improvements to support the future Prairie Meadows residential development. Prairie Meadows will include a mix of housing types up to 1,300 residential units, a potential school, a potential fire station, and public parks. Beginning with this fiscal year, the Hermiston Urban Renewal Agency will administer the Downtown URA (Downtown) and the Southwest Hermiston URA (SHURA).

Revenues for urban renewal agencies are based on tax-increment financing (TIF). TIF freezes the assessed value of an urban renewal area on the date it is established and diverts future property tax revenues over and above that frozen base into the urban renewal agency to pay for improvement projects.

The frozen base for each urban renewal area, current assessed value, and growth is detailed in the table below. Since this is the first year for SHURA, no growth is budgeted this year.

<b>District</b>	<b>Frozen Assessed Value</b>	<b>Current Assessed Value</b>	<b>Increase in Value Since Formation</b>
Downtown	\$42,262,899	\$59,094,900	28.5%
SHURA	\$3,121,349	\$3,121,349	0%

**Downtown**

One capital improvement is planned for the 23-24 FY. The SE 2<sup>nd</sup> St gateway project will carry over from the 22-23 FY. The project was originally planned for prior fiscal year, but design took longer than anticipated. \$40,000 was spent on design and engineering in 22-23 and \$360,000 is carried into the 23-24 budget for construction. ODOT has offered \$50,000 in safety enhancement funds to assist with the project.

Facade Grants will increase from \$50,000 in prior years to \$60,000 moving forward. After reviewing the program, the facade grant team determined that the maximum match of \$10,000 in prior years no longer reflects inflated building and labor costs and does not represent a significant incentive to use the program. The Urban Renewal Board increased the maximum match to \$20,000. The total budget increased to \$60,000 to ensure that at least three grants are available each year.

All of the remaining Downtown budget line items are maintaining the status quo. The Festival Street line item decreases from \$5,000 in 22-23 to its regular \$3,000. 22-23 saw a temporary increase in Festival Street spending to clean the street following completion of City Hall construction. Non-Departmental expenses stay at \$138,966 and cover Downtown debt service and administrative expenses. The wayfinding project is complete within the Downtown and this line is zero for 23-24. Parking improvements maintains a \$3,000 budget in case a project of opportunity presents itself.

### Southwest Hermiston Urban Renewal Area

SHURA will see substantial revenue and expenses in the 23-24 FY. The city has obtained a loan from the State of Oregon for construction of a water tower, water booster upgrades, sewer main, and public park in the Prairie Meadows development. The design and construction of these improvements will take several years to complete. In the upcoming year \$496,000 is anticipated as revenue from this loan and will be used for design and engineering expenses, primarily on the water tower and sewer main. For reference, a two-million-gallon reservoir is planned for the Prairie Meadows area, upgrades to the water booster at W Joseph Ave and SW 11<sup>th</sup> St, and one mile of sewer improvements are necessary.

Urban renewal is the funding mechanism for these public infrastructure projects, but the projects themselves will be built and owned by the City of Hermiston. No construction is anticipated during the 23-24 Fiscal Year. Additional revenue will be budgeted in 24-25 for construction. It is anticipated that the infrastructure will be complete, and housing will start construction in 2025. After housing begins, the assessed value for SHURA will increase rapidly. Since the frozen base is locked at \$3,121,349, ten houses and lots valued at \$300,000 will double the assessed value.

Additional study is underway for a potential third urban renewal district along N 1<sup>st</sup> Street. This is in the feasibility stage, but if determined to be a feasible project, will be used for congestion relief and alternative circulation for Highway 395 between Elm Ave and Theater Lane.

Sincerely,

A handwritten signature in black ink, appearing to read 'C. Spencer', with a long horizontal flourish extending to the right.

Clinton F. Spencer  
Urban Renewal Manager  
City of Hermiston

# BUDGET PROCESS

Most local governments in Oregon must prepare and adopt an annual budget. Budget guidelines are determined by Oregon's Local Budget Law. The law requires citizen involvement in the preparation of the budget, public disclosure of the budget before its final adoption, and establishes standard procedures for preparing, presenting, and administering the budget. The budget committee in Oregon is made up of the mayor and city councilors of the local government and an equal number of appointed citizens. The Hermiston Urban Renewal Agency Budget Committee consists of eighteen individuals, each uniquely suited to provide guidance and analysis for the city budget.

The law sets out the following specific procedures to be followed:

- 1) Appoint budget officer;
- 2) Prepare a proposed budget;
- 3) Publish notices of budget committee meeting;
- 4) Hold budget committee meetings;
- 5) Approve proposed budget and specify the amount or rate of ad valorem taxes for each fund receiving tax revenues;
- 6) Publish budget summary and notice of budget hearing;
- 7) Hold a budget hearing;
- 8) Enact resolutions or ordinances to adopt budget, make appropriations, levy taxes by fund and categorize taxes;
- 9) File budget and certify tax levy to county assessor and county clerk.

The Hermiston Urban Renewal Agency budget calendar for the fiscal year 2023-24 is as follows:

Jan/Feb	City Council meets with City Manager and department heads to set goals
March	Department budget requests are submitted. City Manager and Finance Director meet with department heads to discuss submission.
April	City Manager finalizes budget and prepares budget message.
May	Budget Committee meets to receive budget, hear public comment, and approve budget. Property tax levy set.
June	Public hearing is held on the budget. City Council adopts budget, sets appropriations, and levies property taxes.

During the fiscal year, circumstances may require expenses to be paid that were not budgeted or the agency may receive revenue it did not plan for in its budget. A supplemental budget is required to pay additional expenses and spend the extra revenue. The supplemental budget must be adopted and appropriated before any additional money can be spent.

Adopting a supplemental budget will not involve the budget committee. After publishing a notice of the regular meeting at which the supplemental budget will be adopted, the governing body may adopt the supplemental budget by resolution if the expenditures are less than 10 percent of the annual budget fund being adjusted. If the expenditures are more, the governing body must publish the supplemental budget notice and hold a special hearing.

**NOTE: This is the same budget process that is used to adopt the City of Hermiston's budget.**

---





## RESOURCES

### HURA - Resources - Updated

	2020 - 21 Actual	2021 - 22 Actual	2022 - 23 Budget	2023-24 Proposed
<b>PROPERTY TAXES</b>	\$221,664	\$251,891	\$270,759	\$298,290
<b>NON-REVENUE RECEIPTS</b>	\$0	\$0	\$496,000	\$496,000
<b>CASH FORWARD</b>	\$0	\$0	\$695,003	\$176,676
<b>FROM OTHER AGENCIES</b>	\$0	\$0	\$0	\$50,000
<b>TOTAL</b>	<b>\$221,664</b>	<b>\$251,891</b>	<b>\$1,461,762</b>	<b>\$1,020,966</b>

## CONSOLIDATED HURA FUND EXPENDITURES SUMMARY

### HURA - Consolidated Expenditures by Department

	2020 - 21 Actual	2021 - 22 Actual	2022 - 23 Budget	2023-24 Proposed
<b>DEPARTMENTS</b>				
(92-4100) SHURA	\$0	\$0	\$496,000	\$496,000
(92-8500) SE 2ND ST GATEWAY	\$0	\$0	\$400,000	\$360,000
(92-8400) PARKING IMPROVEMENTS	\$267,096	\$87,581	\$0	\$3,000
(92-8300) WAY FINDING SIGNS	\$0	\$94,430	\$10,056	\$0
(92-8100) FAÇADE GRANTS	\$0	\$20,000	\$50,000	\$20,000
(92-8200) FESTIVAL STREET	\$0	\$0	\$5,000	\$3,000
<b>DEPARTMENTS TOTAL</b>	<b>\$267,096</b>	<b>\$202,011</b>	<b>\$961,056</b>	<b>\$882,000</b>
<b>NON-DEPARTMENTAL</b>	\$106,955	\$109,462	\$500,706	\$138,966
<b>TOTAL</b>	<b>\$374,051</b>	<b>\$311,473</b>	<b>\$1,461,762</b>	<b>\$1,020,966</b>

## CONSOLIDATED HURA FUND EXPENDITURES BY CATEGORY

### HURA Consolidated Expenditures by Category

	2020 - 21 Actual	2021 - 22 Actual	2022 - 23 Budget	2023-24 Proposed
<b>MATERIALS &amp; SERVICES</b>	\$272,857	\$212,111	\$977,000	\$908,000
<b>DEBT SERVICE</b>	\$101,194	\$99,362	\$110,687	\$100,615
<b>TRANSFERS</b>	\$0	\$0	\$320,100	\$0
<b>CONTINGENCY</b>	\$0	\$0	\$53,975	\$12,351
<b>TOTAL</b>	<b>\$374,051</b>	<b>\$311,473</b>	<b>\$1,461,762</b>	<b>\$1,020,966</b>

# FACADE GRANTS

## FUND PURPOSE

To provide grants to private property owners for the purpose of making improvements to publicly visible facades. The improvements may include beautification, repair, code compliance, signage, awnings, painting, brickwork, windows and other materials, and any other type of improvements which meet the goals of the Plan.

### Facade Department - Updated

	2020 - 21 Actual	2021 - 22 Actual	2022 - 23 Budget	2023-24 Proposed
<b>MATERIALS &amp; SERVICES</b>				
(92-8100-2950) MISCELLANEOUS CONTRACTUAL	\$0	\$20,000	\$50,000	\$20,000
<b>MATERIALS &amp; SERVICES TOTAL</b>	<b>\$0</b>	<b>\$20,000</b>	<b>\$50,000</b>	<b>\$20,000</b>
<b>TOTAL</b>	<b>\$0</b>	<b>\$20,000</b>	<b>\$50,000</b>	<b>\$20,000</b>

# FESTIVAL STREET

## FUND PURPOSE

To provide for the Improvement of existing street rights of ways which might include widening, traditional paving, brick or decorative paving, striping, bike lanes, sidewalks, plantings, or any other improvement to public right of way to improve functionality, multi-modal access, marking, parking, or aesthetics. The intent of the festival street concept is to create a street improvement which preserves existing street connectivity and functionality for daily use, but which also creates a public gathering space with superior aesthetics, pedestrian access, and display capacity for special community events. A festival street is easy to transition from vehicular to pedestrian needs for special events.

This project was completed in FY2018 and the amounts now appropriated are used primarily to maintain Festival Street into the future.

### HURA Festival Street Expenditures

	2020 - 21 Actual	2021 - 22 Actual	2022 - 23 Budget	2023-24 Proposed
<b>MATERIALS &amp; SERVICES</b>				
(92-8200-2950) MISCELLANEOUS CONTRACTUAL	\$0	\$0	\$5,000	\$3,000
<b>MATERIALS &amp; SERVICES TOTAL</b>	<b>\$0</b>	<b>\$0</b>	<b>\$5,000</b>	<b>\$3,000</b>
<b>TOTAL</b>	<b>\$0</b>	<b>\$0</b>	<b>\$5,000</b>	<b>\$3,000</b>

# WAY FINDING SIGNS

## FUND PURPOSE

Placement of signage within the URA, which may include but is not limited to signage to identify or facilitate the following: The Downtown, the City streets, parks, public spaces, parking, special events, historical or cultural markers, private entities where improved signage would serve a public good, and any other instance in which public signage would meet the goals of the Plan.

### HURA Way Finding Signs Expenditures

	2020 - 21 Actual	2021 - 22 Actual	2022 - 23 Budget	2023-24 Proposed
<b>MATERIALS &amp; SERVICES</b>				
(92-8300-2950) MISCELLANEOUS CONTRACTUAL	\$0	\$94,430	\$10,056	\$0
<b>MATERIALS &amp; SERVICES TOTAL</b>	<b>\$0</b>	<b>\$94,430</b>	<b>\$10,056</b>	<b>\$0</b>
<b>TOTAL</b>	<b>\$0</b>	<b>\$94,430</b>	<b>\$10,056</b>	<b>\$0</b>

# PARKING IMPROVEMENTS

## FUND PURPOSE

To improve the aesthetics of and access to, publicly available parking in the downtown core. Funds were budgeted in FY2021 for the rebuilding of the parking lot at the corner of East Gladys and NE 2nd street. This project will be completed in FY2021 at which point this fund will be considered inactive and not used.

### HURA Parking Improvements Expenditures

	2020 - 21 Actual	2021 - 22 Actual	2022 - 23 Budget	2023-24 Proposed
<b>MATERIALS &amp; SERVICES</b>				
(92-8400-2950) MISCELLANEOUS CONTRACTUAL	\$267,096	\$87,581	\$0	\$3,000
<b>MATERIALS &amp; SERVICES TOTAL</b>	<b>\$267,096</b>	<b>\$87,581</b>	<b>\$0</b>	<b>\$3,000</b>
<b>TOTAL</b>	<b>\$267,096</b>	<b>\$87,581</b>	<b>\$0</b>	<b>\$3,000</b>

# 2ND STREET GATEWAY

## FUND PURPOSE

The Downtown Urban Renewal Plan contains a project to construct a gateway arch and other improvements at the intersection of Southeast Second Street and Highway 395. Through festival street and wayfinding planning, the project has been modified to reconstruct the intersection with safety improvements, downtown signage, and landscaping. The south entrance to the Community Center will be closed for safety. The adopted urban renewal plan estimated \$60,000 would be needed for arches. The proposed project will require \$275,000. The other projects in the plan may require funding at a lower level in the final 10 years of the district. However, because revenues have run significantly higher than projected in the plan, it is expected that any allocation adjustments will be minimal.

### HURA - 2nd Street Gateway Department

	2020 - 21 Actual	2021 - 22 Actual	2022 - 23 Budget	2023-24 Proposed
<b>MATERIALS &amp; SERVICES</b>				
(92-8500-2950) MISCELLANEOUS CONTRACTUAL	\$0	\$0	\$400,000	\$360,000
<b>MATERIALS &amp; SERVICES TOTAL</b>	<b>\$0</b>	<b>\$0</b>	<b>\$400,000</b>	<b>\$360,000</b>
<b>TOTAL</b>	<b>\$0</b>	<b>\$0</b>	<b>\$400,000</b>	<b>\$360,000</b>

# SOUTH HERMISTON URBAN RENWAL AGENCY

## FUND PURPOSE

The South Hermiston Urban Renewal Agency was formed for the purpose of assisting with the development of approximately 350 acres of residentially zoned property in the southwestern corner of the City which has been severely constrained due to it's distance from existing city utilities. Projects included in the SHURA include:

- Construction of a new 2 Million Gallon Water Reservoir capable of serving the entire City of Hermiston
- Construction of approximately 10,000 linear feet of new water transmission main
- Construction of approximately 4,000 linear feet of new sewer main
- Construction of a new regional park

The infrastructure improvements are necessary to allow for up to 1,300 new residential housing units over 20 years. The new property tax revenue from the new housing development will be diverted to cover the cost of the infrastructure improvements which will be financed through State of Oregon backed borrowing through Business Oregon and the Department of Environmental Quality.

## SHURA EXPENDITURES

	2020 - 21 Actual	2021 - 22 Actual	2022 - 23 Budget	2023-24 Proposed
<b>MATERIALS &amp; SERVICES</b>				
(92-4100-2950) MISCELLANEOUS CONTRACTUAL	\$0	\$0	\$496,000	\$496,000
<b>MATERIALS &amp; SERVICES TOTAL</b>	<b>\$0</b>	<b>\$0</b>	<b>\$496,000</b>	<b>\$496,000</b>
<b>TOTAL</b>	<b>\$0</b>	<b>\$0</b>	<b>\$496,000</b>	<b>\$496,000</b>

# NON-DEPARTMENTAL

## FUND PURPOSE

To provide a non-apportioned accounting entity which allows for costs which are not readily divided into the appropriation areas of the operating budget, and for those costs which are beneficial to the entire operation. The appropriations in this category include specialized services such as general publications of Agency activity and similar expenses.

## HURA - Non Departmental - Updated

	2020 - 21 Actual	2021 - 22 Actual	2022 - 23 Budget	2023-24 Proposed
<b>DEBT SERVICE</b>	\$101,194	\$99,362	\$110,687	\$100,615
<b>TRANSFERS</b>	\$0	\$0	\$320,100	\$0
<b>CONTINGENCY</b>	\$0	\$0	\$53,975	\$12,351
<b>MATERIALS &amp; SERVICES</b>	\$5,762	\$10,099	\$15,944	\$26,000
<b>TOTAL</b>	<b>\$106,955</b>	<b>\$109,462</b>	<b>\$500,706</b>	<b>\$138,966</b>

## GLOSSARY OF TERMS

**Adopted Budget.** Financial plan that forms the basis for appropriations. Adopted by the governing body.

**Ad Valorem Tax.** A property tax computed as a percentage of the value of taxable property. See “Assessed Value.”

**Appropriation.** Authorization for spending a specific amount of money for a specific purpose during a fiscal year. It is based on the adopted budget, including supplemental budgets, if any. It is presented in a resolution or ordinance adopted by the governing body.

**Assessed Value.** The value set on real and personal property as a basis for imposing taxes. It is the lesser of the property's maximum assessed value or real market value.

**Budget.** Written report showing the local government's comprehensive financial plan for one fiscal year. It must include a balanced statement of actual revenues and expenditures during each of the last two years, and estimated revenues and expenditures for the current and upcoming year.

**Budget Committee.** Fiscal planning board of a local government, consisting of the governing body plus an equal number of legal voters appointed from the district.

**Budget Message.** Written explanation of the budget and the local government's financial priorities. It is prepared and presented by the executive officer or chairperson of the governing body.

**Budget Officer.** Person appointed by the governing body to assemble budget material and information and to physically prepare the proposed budget.

**Capital Outlay.** Items which generally have a useful life of one or more years, such as machinery, land, furniture, equipment or buildings.

**Commodities.** Supplies purchased for direct use, such as paper products, gasoline, equipment parts and cleaning supplies.

**Contractual Services.** Services provided by outside sources, such as architects, janitorial and printing.

**Debt Service Fund.** A fund established to account for payment of general long-term debt principal and interest.

**Enterprise Fund.** A fund established to account for operations that are financed and operated in a manner similar to private business enterprises. They are usually self-supporting. Examples of enterprise funds are those for water and wastewater utilities.

**Expenditures.** Total amount incurred if accounts are kept on an accrual basis; total amount paid if accounts are kept on a cash basis.

**Fiscal Year.** A 12-month period to which the annual operating budget applies. At the end of the period, a government determines its financial position and the results of its operations. It is July 1 through June 30 for local governments.

**Full-Time Equivalent Position (FTE).** A part-time position converted to the decimal equivalent of a full-time position based on 2,080 hours per year. For example, a summer parks worker working for four months, or 690 hours, would be equivalent to .3 of a full-time position.

---

**Fund.** A division in a budget segregating independent fiscal and accounting requirements. An entity within a government's financial plan designated to carry on specific activities or to reach certain objectives.

**Goal.** A statement of broad direction, purpose or intent based on the needs of the community. A goal is general and timeless; that is, it is not concerned with a specific achievement in a given time period.

**Long-Term.** A period of time ten years or more.

**Materials & Services.** The goods and direct services purchased for direct consumption in the annual operation of the budget.

**Maximum Assessed Value (MAV).** The maximum taxable value limitation placed on real or personal property by the constitution. It can increase a maximum of 3 percent each year. The 3 percent limit may be exceeded if there are qualifying improvements made to the property, such as a major addition or new construction.

**Operating Funds.** Resources derived from recurring revenue sources used to finance ongoing expenditures and pay-as-you-go capital projects.

**Ordinance.** A formal legislative enactment by the governing board of a municipality.

**Permanent Rate Limit.** The maximum rate of ad valorem property taxes that a local government can impose. Taxes generated from the permanent rate limit can be used for any purpose. No action of the local government can increase a permanent rate limit.

**Personal Services.** Salaries, health and accident insurance premiums, social security and retirement contributions, for example.

**Proposed Budget.** Financial and operating plan prepared by the budget officer, submitted to the public and budget committee for review.

**Real Market Value (RMV).** The amount in cash which could reasonably be expected by an informed seller from an informed buyer in an arm's-length transaction as of the assessment date. In most cases, the value used to test the constitutional limits.

**Resolution.** A formal order of a governing body; lower legal status than an ordinance.

**Resources.** Estimated beginning funds on hand plus anticipated receipts.

**Short-Term.** A period of time less than ten years.

**Supplemental Budget.** A financial plan prepared to meet unexpected needs or to spend revenues not anticipated when the regular budget was adopted. It cannot be used to authorize a tax.

**Transfers.** Also known as inter-fund transfers, the amounts distributed from one fund to finance activities in another fund. Shown as an expenditure in the originating fund and a revenue in the receiving fund.

**Unappropriated Ending Fund Balance.** Amount set aside in the budget to be used as a cash carryover to the next year's budget. It provided the local government with cash until tax money is received from the county treasurer in November. This amount cannot be transferred by resolution or used through a supplemental budget, unless necessitated by a qualifying emergency.

**User Charges.** The payment of a fee for direct receipt of a public service by the party benefiting from the service.

---