







* All images used are for illustrative purposes only.

2019 GLOBAL



-  www.lg-b2b.com.ua/displays
-  www.youtube.com/channel/UCYTfTyk3YVcZuFVuufhxvUg
-  www.facebook.com/LGB2BUkraine
-  www.linkedin.com/company/lb-b2b-ukraine

LG may make changes to specifications and product descriptions without notice.
 Copyright © 2019 LG Electronics Inc. All rights reserved. "LG Life's Good" is a registered trademark of LG Corp.
 The names of products and brands mentioned here may be the trademarks of their respective owners.



LG DIGITAL SIGNAGE

Information Display and Solutions

Shape Immersive Moments. Share Innovative Experience.

Believe your business should be more impactful and iconic. LG Business Solution is here to realize the true potential of your business.


Display all your boundless ideas on digital signage and watch the technology of LG Business Solutions shapes them into immersive moments.

Make your ideas more outstanding through reality and vividness beyond your imagination and interactivity that allows people to engage.

All immersive moments combines to create innovative experience for your business.





CONTENTS



- 006** webOS
- 008** OLED
- 020** LED
- 060** High Brightness
- 072** Video Wall
- 084** Ultra Stretch
- 090** Interactive



- 100** Ultra HD Stand-alone
- 108** Full HD Stand-alone
- 120** Kiosk
- 124** Smart TV Signage
- 128** webOS Player
- 130** SuperSign Solution



LG webOS

Smart Signage Platform

Self-Playing and Scalable Smart Display

webOS is a web-based multipurpose platform in which a variety of web applications are implemented, providing smooth content playback without a separate media player. Powered by built-in SoC, it can execute several tasks at once, and various external sensors can be simply added for differentiated customer interaction solutions.



Powerful Visual Performance

Several different videos* can be played simultaneously via web apps, and various animation effects such as scaling or rotating, are added to content using CSS (Cascading Style Sheets) transition effects. Real-time streaming** is also available, providing the flexibility to organize and diversify content free from capacity limits.



* The current 2 video tags may expand to 4 video tags in the 3Q of 2019.
** Available protocols may vary in different webOS versions.

Embedded Content Management System


webOS offers an embedded content management system equipped with an intuitive GUI, meaning that first-time users won't have to go through a complicated learning process in order to manage content. If you want to operate multiple displays in your own place of business, it is especially easy to group and manage them using the Group Manager*, without the need for a separate PC or software.



* The Group Manager is available for webOS 3.0 or higher.

Real-Time Remote Monitoring and Control

Through the Control Manager*, the embedded web monitoring solution, you can control and monitor the status of multiple displays in different locations in real-time. It is also available on internet-connected mobile devices.



* The Control Manager is available for webOS 3.0 or higher.





| OLED

Artistic Space beyond Display

Beyond its informative features, LG OLED signage delivers unsurpassed advertising effectiveness, redesigning space as a prestige-enhancing landmark with perfect colors and innovative forms.



Transparent LG OLED Signage

LG has developed another amazing innovation that has turned imagination into reality. LG Transparent OLED signage illuminates spaces which had previously been hidden behind a screen. Expressing vivid and clear colors while maintaining high transparency, it highlights and enhances the understanding of the objects behind it while giving viewers an extraordinary media experience.

Unrivaled Picture Quality

Perfect Black

Limitless contrast and the deepest blacks
Self-lighting pixels switch off completely to reproduce absolute blacks with no light bleed, offering infinite contrast



LCD

LG OLED Signage

Stunning Color & Contrast

Accurate & intense color reproduction
Self-lighting pixels bring colors to life with superb accuracy.



LCD

LG OLED Signage


Perfect Viewing Screen

Wide viewing angle
LG OLED Signage delivers awe-inspiring picture quality across the entire screen, even from wide viewing angles.



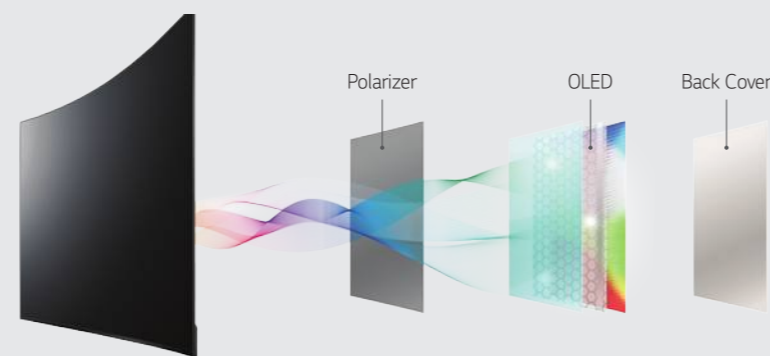
Perfect Design

LG's OLED technology realizes design flexibility with unbelievably lightweight and slim display.



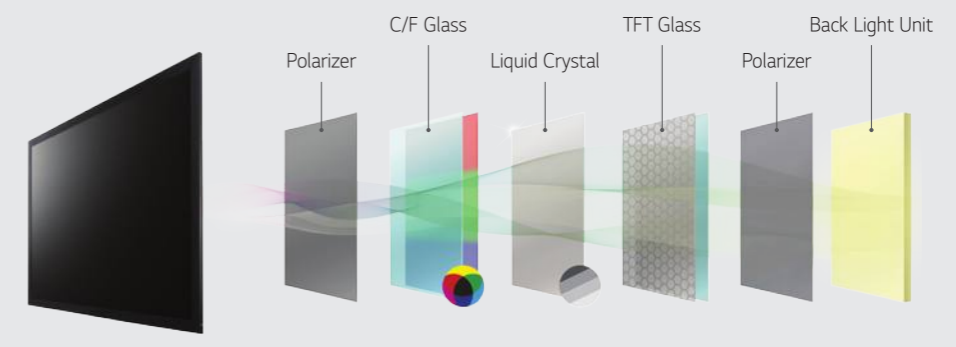
How LG OLED makes a great innovation?

LG's OLED does not require a backlight unit nor a liquid crystal layer, which enables perfect black and slimmer design. It overcomes the limits of current LCD displays in terms of picture quality and design flexibility.



LG OLED Signage

VS



LCD



webOS


Transparent Open Frame OLED Signage 55EW5F-A

- Full HD: 1,920 × 1,080
- Brightness (Typ., panel): 400 cd/m² (APL¹⁾ 25%)
- Transparency (Typ.): 38%
- Depth: 6.6 mm
- Landscape & portrait mode
- Single and tiling design availability

webOS

Wallpaper OLED Signage 65/55EJ5E

- Ultra HD: 3,840 × 2,160 (65"), Full HD: 1,920 × 1,080 (55")
- Brightness (Typ.): 400 cd/m² (APL 25%)
- Depth: 6.0 mm (65"), 4.9 mm (55")
- Landscape & portrait mode
- Dedicated wall fixers
- N×N expandability



webOS

Wallpaper OLED Signage in Glass 55EG5CE

- Full HD: 1,920 × 1,080
- Brightness (Typ.): 400 cd/m² (APL 25%)
- Depth: 13 mm (Screen with glass)
- Portrait mode
- Dedicated hanging accessories
- Glass picture effect
- Double-sided display

* Models may vary by region. Check with local sales for availability.



webOS

Flexible Curved OLED Signage 55EF5E

- Full HD: 1,920 × 1,080
- Brightness (Typ.): 400 cd/m² (APL 25%)
- Depth: 12.4 mm
- Landscape & portrait mode
- Available in various curvatures (Concave, convex up to 1,000R)

webOS

Video Wall OLED Signage 65EV5E

- Ultra HD: 3,840 × 2,160
- Brightness (Typ.): 400 cd/m² (APL 25%)
- Depth: 7.9 mm
- Seam (A to A²⁾): 6.7 mm
- Portrait mode
- 1 x N configuration



1) APL: Average Picture Level
2) A to A: Active area to Active area

* Specifications are subject to change without notice

55EWSF-A

Panel	Screen Size	55"
	Panel Technology	OLED
	Aspect Ratio	16 : 9
	Native Resolution	1,920 x 1,080 (FHD)
	Brightness (Typ.)	400/150 cd/m ² (APL ¹⁾ 25% / 100%, Panel)
	Transparency (Typ.)	38% (Panel)
	Viewing Angle (H x V)	178 x 178
	Surface Treatment	Hard Coating (2H), Anti-reflection Treatment of the Front Polarizer (Reflectance Typ. 14%)
	Lifetime (Typ.)	30,000 Hrs
	Operation Hours	18 Hrs / 7 days *Moving Video Only
	Orientation	Landscape & Portrait
	Connectivity	Input
Output		DP, Audio
External Control		RS232C In/out, RJ45 (LAN) In/out, IR In
Physical Specification	Bezel Color	Silver
	Bezel Width	7.9 / 7.9 / 7.9 / 121.7 mm (T/B/L/R)
	Dimension (W x H x D)	(Head) 1,225.53 x 810.1 x 6.6 mm (Signage Box) 782.8 x 238.4 x 34.7 mm
	Weight	(Glass and Panel Set) 12.3 kg (Signage Box) 3.2 kg
Environment Conditions	Operation Temperature	0°C to 40°C
	Operation Humidity	10% to 80%
Power	Power Supply	100-240V-, 50/60Hz
	Power Type	Built-In Power
	Power Consumption Typ.	309 W *8 Color Bar
Standard (Certification)	Safety	IEC 60950-1 / EN 60950-1 / UL 60950-1
	EMC	FCC Class "A" / CE / KC
	ErP / Energy Star	Yes / No
Media Player Compatibility	OPS Type Compatible	No
	External Media Player Attachable	Yes

1) APL: Average Picture Level

* Specifications are subject to change without notice

65/55EJSE**55EG5CE**

Panel	Screen Size	65", 55"	55"	
	Panel Technology	OLED	OLED	
	Aspect Ratio	16 : 9	16 : 9	
	Native Resolution	65": 3,840 x 2,160 (UHD), 55": 1,920 x 1,080 (FHD)	1,920 x 1,080 (FHD)	
	Brightness (Typ.)	400/150 cd/m ² (APL 25%/100%)	400/150 cd/m ² (APL 25%/100%)	
	Viewing Angle (H x V)	178 x 178	178 x 178	
	Surface Treatment	Hard Coating (2H), Anti-reflection Treatment of the Front Polarizer (Reflectance Typ. 1.2%)	Hard Coating (2H), Anti-reflection Treatment of the Front Polarizer (Reflectance Typ. 1.2%)	
	Lifetime (Typ.)	30,000 Hrs	30,000 Hrs	
	Operation Hours	65": 12 Hrs / 7 Days *Moving Video Only 55": 18 Hrs / 7 Days *Moving Video Only	18 Hrs / 7 Days *Moving Video Only	
	Orientation	Landscape & Portrait	Portrait	
	Connectivity	Input	HDMI, DP, USB (2)	HDMI, DP, USB (2)
		Output	DP, Audio	DP, Audio
External Control		RS232C In/out, RJ45 (LAN) In/out, IR In	RS232C In/out, RJ45 (LAN) In/out, IR In	
Physical Specification	Bezel Color	Black	Black	
	Bezel Width	0.9mm (Even) *Off-bezel 65": 8.1 mm (T), 10.7 mm (B), 8.3 mm (L/R) *On-bezel 55": 5.3 mm (T/L/R), 11.0 mm (B) *On-bezel	104.4 mm (T) / 83.7 mm (B/L) / 84.4 mm (R) *Off-bezel, w/ Glass 108.3 mm (T) / 87.6 mm (B) / 93.3 mm (L) / 88.3 mm (R) *On-bezel, w/ Glass 3.5 mm (T/B/L) / 6.9 mm (R) * On-bezel, w/o Glass	
	Dimension (W x H x D)	65" (Head): 1,445.1 x 822.6 x 6.0 mm 65" (Signage Box): 782.8 x 35.5 x 239.0 mm 55" (Head): 1,220.3 x 696.8 x 4.9 mm 55" (Signage Box): 782.8 x 238.4 x 34.7 mm	(Head) 861.3 x 1,406.2 x 13 mm *w/o Hanging Acc. (Signage Box) 413 x 353 x 57.3 mm	
	Weight	65" (Set): 135 kg / 55" (Set): 10 kg	(Head) 28.5 kg, (Signage Box) 3.5 kg	
	Environment Conditions	Operation Temperature	0°C to 40°C	0°C to 40°C
Power	Operation Humidity	10% to 80%	10% to 80%	
	Power Supply	100-240V-, 50/60Hz	100-240V-, 50/60Hz	
	Power Type	Built-In Power	Built-In Power	
Standard (Certification)	Power Consumption Typ.	65": 440 W *8 Color Bar 55": 309 W *8 Color Bar	309 W *8 Color Bar	
	Safety	IEC 60950-1 / EN 60950-1 / UL 60950-1	IEC 60950-1 / EN 60950-1 / UL 60950-1	
	EMC	FCC Class "A" / CE / KC	FCC Class "A" / CE / KC	
Media Player Compatibility	ErP / Energy Star	Yes / No	Yes / No	
	OPS Type Compatible	No	No	
External Media Player Attachable	Yes	Yes		

* Specifications are subject to change without notice

		55EF5E-L	55EF5E-P
Panel	Screen Size	55"	55"
	Panel Technology	OLED	OLED
	Aspect Ratio	16 : 9	16 : 9
	Native Resolution	1,920 × 1,080 (FHD)	1,920 × 1,080 (FHD)
	Brightness (Typ.)	400/150 cd/m ² (APL ¹⁾ 25%/100%)	400/150 cd/m ² (APL 25%/100%)
	Viewing Angle (H × V)	178 × 178	178 × 178
	Surface Treatment	Hard Coating (2H), Anti-reflection Treatment of the Front Polarizer (Reflectance Typ. 1.2%)	Hard Coating (2H), Anti-reflection Treatment of the Front Polarizer (Reflectance Typ. 1.2%)
	Lifetime (Typ.)	30,000 Hrs	30,000 Hrs
	Operation Hours	18 Hrs / 7 Days *Moving Video Only	18 Hrs / 7 Days *Moving Video Only
	Orientation	Landscape & Portrait	Landscape & Portrait
	Connectivity	Input	HDMI, DP, USB (2)
Output		DP, Audio (Fixed/Off/Variable)	DP, Audio (Fixed/Off/Variable)
External Control		RS232C In/out, RJ45 (LAN) In/out, IR In	RS232C In/out, RJ45 (LAN) In/out, IR In
Physical Specification	Bezel Color	Black	Black
	Bezel Width	0.6 mm (T/B), 6.7 mm (L/R) *Flat, Off-bezel 5.0 mm (T), 10.6 mm (B), 7.6 mm (L/R) *Flat, On-bezel	0.6 mm (T/B), 6.7 mm (L/R) *Flat, Off-bezel 5.0 mm (T/B), 7.8 mm (L), 13.2 mm (R) *Flat, On-bezel
	Dimension (W × H × D)	(Head) 1,224.9 × 696.2 × 12.4 mm (Signage Box) 413 × 353 × 57.3 mm	(Head) 701.4 × 1,219.7 × 12.4 mm (Signage Box) 413 × 353 × 57.3 mm
	Weight	(Set) 9.9 kg (Signage Box) 3.5 kg	(Set) 9.9 kg (Signage Box) 3.5 kg
Environment Conditions	Operation Temperature	0°C to 40°C	0°C to 40°C
	Operation Humidity	10% to 80%	10% to 80%
Power	Power Supply	100-240V~, 50/60Hz	100-240V~, 50/60Hz
	Power Type	Built-In Power	Built-In Power
	Power Consumption Typ.	309 W *8 Color Bar	309 W *8 Color Bar
Standard (Certification)	Safety	IEC 60950-1 / EN 60950-1 / UL 60950-1	IEC 60950-1 / EN 60950-1 / UL 60950-1
	EMC	FCC Class "A" / CE / KCC	FCC Class "A" / CE / KCC
	ErP / Energy Star	Yes / No	Yes / No
Media Player Compatibility	OPS Type Compatible	No	Yes
	External Media Player Attachable	Yes	Yes

1) APL: Average Picture Level

* Specifications are subject to change without notice

		65EV5E
Panel	Screen Size	65"
	Panel Technology	OLED
	Aspect Ratio	16 : 9
	Native Resolution	3,840 × 2,160 (UHD)
	Brightness (Typ.)	400/150 cd/m ² (APL 25%/100%)
	Viewing Angle (H × V)	178 × 178
	Surface Treatment	Hard Coating (2H), Anti-reflection Treatment of the Front Polarizer (Reflectance Typ. 1.2%)
	Lifetime (Typ.)	30,000 Hrs
	Operation Hours	12 Hrs / 7 Days *Moving Video Only
	Orientation	Portrait
	Connectivity	Input
Output		DP, Audio
External Control		RS232C In/out, RJ45 (LAN) In/out, IR In
Physical Specification	Bezel Color	Black
	Bezel Width	1.2 mm (Even) *Off-bezel 9.1 mm (T/B), 8.7 mm (L), 11.6 mm (R) *On-bezel 6.7 mm (Seam)
	Dimension (W × H × D)	1,634.6 × 1,446.7 × 7.9 mm (Head 1×2) 2,445.4 × 1,446.7 × 7.9 mm (Head 1×3) 782.8 × 35.5 × 239.0 mm (Signage Box)
	Weight	29.4 kg (Set 1×2) / 44.5 kg (Set 1×3)
Environment Conditions	Operation Temperature	0°C to 40°C
	Operation Humidity	10% to 80%
Power	Power Supply	100-240V~, 50/60Hz
	Power Type	Built-In Power
	Power Consumption Typ.	440 W *8 Color Bar
Standard (Certification)	Safety	IEC 60950-1 / EN 60950-1 / UL 60950-1
	EMC	FCC Class "A" / CE / KC
	ErP / Energy Star	Yes / No
Media Player Compatibility	OPS Type Compatible	No
	External Media Player Attachable	Yes



| COLOR TRANSPARENT LED FILM

Seamlessly Color Your Space and Brand

LG's revolutionary Color Transparent LED film endows the glass surface or window to which it is attached with a mystical beauty full of vivid color, while interacting seamlessly with the surrounding environment.

High Transparency

High transparency (73%*) allows glass to remain visible even after attaching the color transparent LED film, with no adverse effects on the original design. Displaying dynamic content as digital signage, it blends into the glass as well.



* 73% transparency is similar to that of a car's tinted front window.

Full Color Expression


LG Color Transparent LED film delivers a surprisingly wide range of colors using a 24 mm pitch, while still maintaining a high transparency. Applications are not confined to delivering simple brand logos or pictograms, but can be extended to display an entire video or pictures in which various colors are combined.



* Indoor installation only


Self-adhesive Film

The transparent LED film is self-adhesive, so it can be easily attached to the surfaces of existing window glass without the need for any complicated construction.



Superb Expandability and Flexibility

The size and layout of the film can be customized to fit to the installation area. It can be expanded by adding more films in a vertical or horizontal way, or cut in parallel with the bezel to meet size requirements.




* The film must be cut in parallel with the the bezel by 1 pixel.

Curved Format Supported

The transparent LED film supports curvatures up to 1,100R concave for curved glass or window applications. This allows a wider range of venues to be redesigned as a landmark.



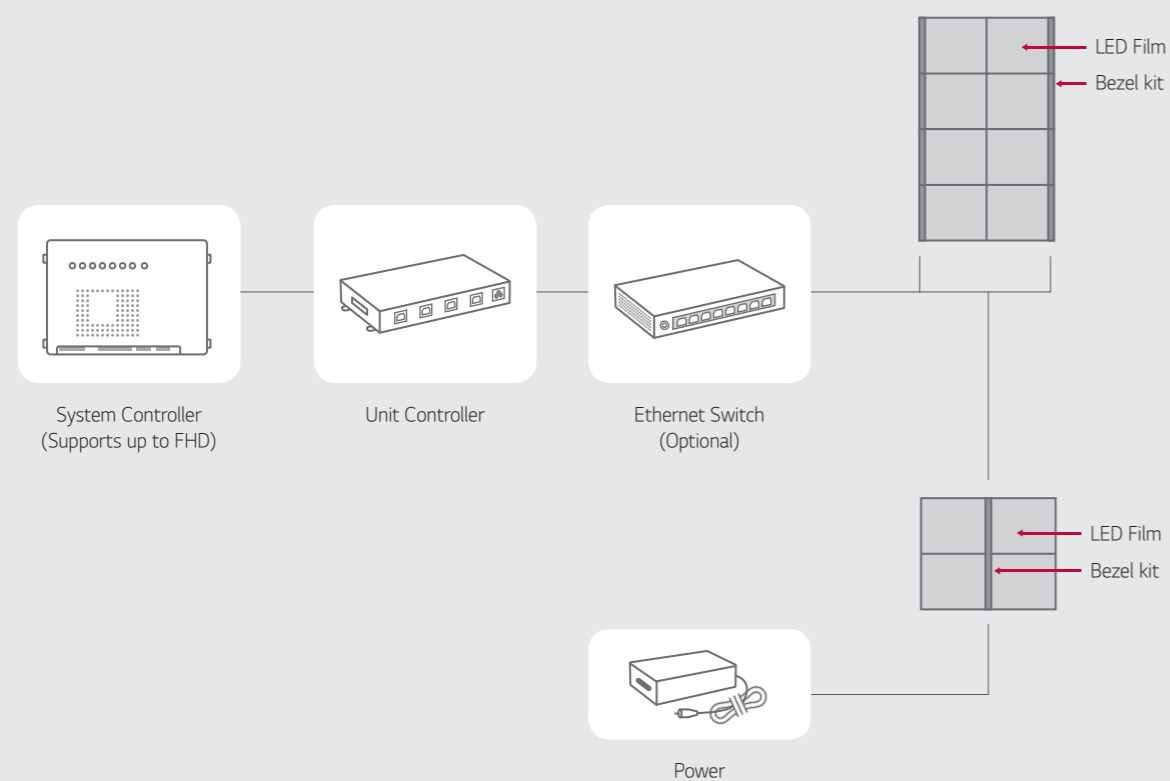
* Models may vary by region. Check with local sales for availability.



Color Transparent LED Film LAT240DT1

- Pitch: 24 mm
- Transmittance: 73 %
- Brightness: >1,000 cd/m²
- Curvature (Concave): 1,100 R
- Self-adhesive film

System Connection



* The actual system structure may be subject to change from the above example.

* Specifications are subject to change without notice

LAT240DT1

Pitch	24 mm
LED Type	R, G, B 3in1 Color Package (SMD1818)
Resolution	28 × 20
Pixels per Panel	560
Pixel Density (point/m ²)	1,736
Brightness	>1,000 cd/m ²
Contrast Ratio	≥ 100,000:1
Luminance Uniformity	≥ 70%
Viewing Angle (H × V)	120 × 120
Life Time (Brightness 50%)	50,000 Hrs
Daily Usage	24 Hrs / 7 Days
Adhesion (After Installation)	50,000 Hrs
Transmittance	73%
Operating Temperature	0 °C - 45 °C (Indoor Glass Installation Only)
Curved Installation	1,100R (Concave)
Film Trimming	Yes (Parallel to the Bezel Side Only)
Color Processing	130/120/110 Level (R, G, B)
Colors	1,716,000 Colors
Color Chromaticity	Cx: 0.28±0.03, Cy: 0.28±0.03
Dimension (W × H × D)	668 × 480 × 2.0 mm (with Front & Back Protection Film)
Weight	0.73 kg
Power Consumption	37 W (Transparent Panel 1ea, Bezel Kit 1ea)

1st Bezel Kit

Dimension (W × H × D)	547.3 × 63 × 24 mm
Weight	0.45 kg

ACC-LATB2

Dimension (W × H × D)	547.3 × 63 × 24 mm
Weight	0.45 kg

Common Bezel Kit

Dimension (W × H × D)	479.5 × 28.1 × 24 mm
Weight	0.26 kg

ACC-LATB3

Dimension (W × H × D)	479.5 × 28.1 × 24 mm
Weight	0.26 kg

Power (Bezel Kit & LED Film)

Dimension (W × H × D)	183 × 86 × 28 mm
Weight	0.769 kg
Input	100-240V, 50-60Hz
Output	19.5V/10.8A (210W)
Color	White
DC Output Cable	14AWG, 1.5m

ACC-LATP1

Dimension (W × H × D)	183 × 86 × 28 mm
Weight	0.769 kg
Input	100-240V, 50-60Hz
Output	19.5V/10.8A (210W)
Color	White
DC Output Cable	14AWG, 1.5m

Unit Controller

Resolution	960 × 540 (4 Unit Controllers Needed for FHD)
Interface	LVDS In, RJ45 (4ea) Out
Maximum Transmission Length	100 m
Dimension (W × H × D)	293 × 37 × 188.7 mm
Weight	1.5 kg
Power Consumption	20 W
Accessories	Power Cord, LVDS MCX Cable, ESG, Regulation Book, Warranty Card

LCLG012U

Resolution	960 × 540 (4 Unit Controllers Needed for FHD)
Interface	LVDS In, RJ45 (4ea) Out
Maximum Transmission Length	100 m
Dimension (W × H × D)	293 × 37 × 188.7 mm
Weight	1.5 kg
Power Consumption	20 W
Accessories	Power Cord, LVDS MCX Cable, ESG, Regulation Book, Warranty Card

System Controller

Video	DP: 3,840 × 2,160 @30Hz / HDMI: 3,840 × 2,160 @30Hz / DVI-D: 1,920 × 1,080 @60Hz
Input	HDMI, DP, DVI-D, RS232C (Phone Jack Type), RJ45 (w/o LED Indicator), IR Receiver (for Installation), USB
Output	DP, RS232C, RJ45 (w/o LED Indicator), LVDS
Dimension (W × H × D)	293 × 40.1 × 193.3 mm
Weight (Head)	1.6 kg
Temperature Sensor	0
Light Sensor	0
Source Selection	HDMI, DVI-D, DP
TPC	Yes
Power Consumption	17 W
CMS S/W	Yes
Accessories	Power Cord, IR & Bright Sensor, 4P Phone-to-RS232C Gender, ESG, Regulation Book, Warranty Card

LCLG002

Video	DP: 3,840 × 2,160 @30Hz / HDMI: 3,840 × 2,160 @30Hz / DVI-D: 1,920 × 1,080 @60Hz
Input	HDMI, DP, DVI-D, RS232C (Phone Jack Type), RJ45 (w/o LED Indicator), IR Receiver (for Installation), USB
Output	DP, RS232C, RJ45 (w/o LED Indicator), LVDS
Dimension (W × H × D)	293 × 40.1 × 193.3 mm
Weight (Head)	1.6 kg
Temperature Sensor	0
Light Sensor	0
Source Selection	HDMI, DVI-D, DP
TPC	Yes
Power Consumption	17 W
CMS S/W	Yes
Accessories	Power Cord, IR & Bright Sensor, 4P Phone-to-RS232C Gender, ESG, Regulation Book, Warranty Card




INDOOR LED SIGNAGE

Achieving Superb Picture Quality with Various Designs

Full model line-up, ranging from the Premium Fine-pitch series to the Curved series, LG Indoor LED Signage provides a variety of customizable options to fit into whatever spaces you need it to.

Uniform Picture Quality

Every step from production is strictly managed, while factory calibration ensures consistent quality between the LED units. The display provides seamless content with 97%* brightness uniformity.



* LAPE series: 95%


Vividness with Color Accuracy

LG's rigorous quality standards also make LG LED signage reproduce accurate colors, vividly displaying the original colors of objects without distortion.



16-Bit Color Processing

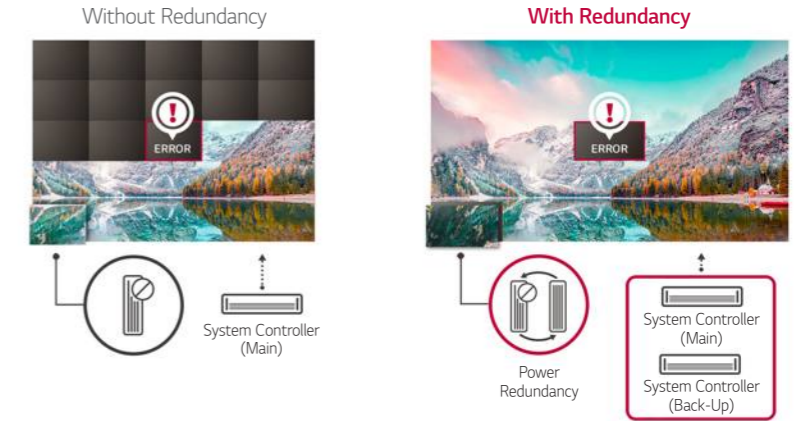
16-bit* color processing provides a higher greyscale level, which seamlessly displays different depths and densities of colors without distortion, thereby giving a more realistic and sophisticated content.



* Available for the LAPE/LAP Premium Fine-pitch, LAS Fine-pitch series

Reliable Operation with Signal/Power Redundancy


With an additional controller and power Unit, a back-up controller activates if a signal transmission error occurs, preventing a screen blackout error (Signal Redundancy*). The product also offers Power Redundancy*. Two power units are provided in every LED unit; one activates to provide power when the other fails.



*Support may differ by model series

Real-Time 365 Care Service

The maintenance gets easier and faster with an optional service Signage 365 Care*, a cloud service solution provided by LG service. It remotely manages status of LED displays in client workplaces for fault diagnosis and remote-control services, ensuring the stable operation of a client's business.



* The availability of "Signage 365 Care" service can differ by region, model series.

RoHS Certified Safe Product

Boasting RoHS certification, all LG LED signage models are environmentally-friendly products that do not use materials harmful to the environment and people.





Premium Fine-pitch LAP/LAPE Series

- Pixel pitch: 1.0 mm (LAP), 1.5 / 2.0 / 2.5 mm (LAPE)
- Brightness (After calibration): 1,000 cd/m²*
- Serviceability: Front and rear (LAP: rear only)
- Curvatures: Concave/convex 1,000R (LAPE only)
- Available in two models (LAPE series): Remote power and embedded power.

* Embedded power model: 700 cd/m²

130" All-in-one Screen LAAF Series

- Pixel pitch: 1.5 mm
- Brightness (After calibration): 500 cd/m²
- 130" single-set design (FHD)
- Built-in controller and PSU (Power Supply Unit)
- Embedded sound



Fine-pitch LAS Series

- Pixel pitch: 1.26 / 1.45 / 1.58 / 1.89 / 2.52 mm
- Brightness (After calibration): 600 cd/m²
- Serviceability: Front or rear
- Cableless installation

* Models may vary by region. Check with local sales for availability.



Standard LAS Series

- Pixel pitch: 2.5 / 3.9 mm
- Brightness (After calibration): 1,000 cd/m²
- Serviceability: Front
- Fast installation and teardown for rental solution

Standard LAE / LAE-Q Series

- Pixel Pitch: 2.97 / 3.9 mm (LAE),
2.6 / 3.91 mm (LAE-Q)
- Brightness (After calibration): 1,200 cd/m²
- Serviceability: Front or rear
- Simple locking system
- Fast installation and teardown for rental solution (LAE only)



Curved LAC Series

- Pixel pitch: 2.5 / 2.9 / 2.97 / 3.9 / 3.91 mm
- Brightness (After calibration): 1,200 cd/m²
- Serviceability: Front or rear
- Curvature: concave/convex 1,430R

*Specifications are subject to change without notice and the lifetime (Half brightness) spec is subject to LED package spec.

		Premium Fine-pitch LAP Series	
Model Name		LAP010EL2B	
Physical Parameter	Pixel Pitch (mm)	1.0	
	LED Type	3 in 1 SMD	
	Resolution (W × H, per Unit Case)	384 × 360	
	Dimensions (W × H × D, per LDM)	192 × 180 × 16 mm	
	Dimensions (W × H × D, per Unit Case)	384 × 360 × 77 mm	
	Weight (per Unit Frame)	5 kg	
	Weight (per SQM)	36 kg ¹⁾	
	IP Rating	N/A	
	Unit Frame Material	Die Casting Allumium	
	Unit Frame Color	Black	
	Curvature	N/A	
	Service Access	Rear	
	Optical Parameter	Brightness (After Calibration)	1,000 cd/m ²
		Contrast Ratio	6,000:1
Viewing Angle (H × V)		160 × 140	
Bit Depth (Bit Processing per Color)		16bit	
Brightness Uniformity		≥ 97%	
Color Uniformity		±0.015Cx, Cy	
Color Gamut		NTSC 100%, BT2020 94%	
Color Temperature - Default		6500K	
Color Temperature - Adjustable		3,200 - 9,300K	
Video Frame Rate		50/60Hz	
Electrical Parameter	Input Power Range	100-240V-, 50/60Hz	
	Power Consumption - Max/Typ (per Unit Case)	170/85 W	
	Power Consumption - Max/Typ (per SQM)	1,230/615 W	
	Refresh Rate	1,920Hz	
	Redundancy	N/A	
Connectivity ²⁾	Video Inputs	HDMI In, DP In/out, DVI, USB	
	Control	RJ45 In/out, RS232C In/out	
	Special Features	Temperature Sensor, Ambient Light Sensor, Current Sensor	
Operation Conditions	Working Temperature / Humidity	0°C to 40°C / 10 % to 80 %	
	Storage Temperature / Humidity	-20°C to 60°C / 5% to 90%	
	LED Lifetime	100,000 hrs	
Certification	Safety	IEC 60950-1 / EN 60950-1 / UL 60950-1	
	EMC	FCC Class "A" / CE / KC	
	Environment	RoHS	

1) LED unit case (Except LED Controller)

2) Features from System Controller

*Specifications are subject to change without notice and the lifetime (Half brightness) spec is subject to LED package spec.

		Premium Fine-pitch LAPE Series						
		Remote Power Model			Embedded Power Model			
Model Name (LDM ^(LED Display Module))		LAP015EL6B	LAP020EL6B	LAP025EL4D	LAP015EL6BP	LAP020EL6BP	LAP025EL4DP	
Physical Parameter	Pixel Pitch (mm)	1.5	2.0	2.5	1.5	2.0	2.5	
	LED Type	3 in 1 SMD	3 in 1 SMD	3 in 1 SMD	3 in 1 SMD	3 in 1 SMD	3 in 1 SMD	
	Resolution (W × H, per Unit Frame)	160 × 120	120 × 90	96 × 72	160 × 120	120 × 90	96 × 72	
	Dimensions (W × H × D, per LDM)	240 × 180 × 10.5 mm			240 × 180 × 10.5 mm			
	Dimensions (W × H × D, per Unit Frame)	480 × 540 × 40mm ¹⁾			480 × 540 × 105mm ²⁾			
	Weight (per Unit Frame)	5.12 kg ¹⁾			9.3 kg ²⁾			
	Weight (per SQM)	19.8 kg ¹⁾			35.9 kg ²⁾			
	IP Rating	N/A			N/A			
	Unit Frame Material	Die Casting Alluminum			Die Casting Alluminum			
	Unit Frame Color	Black			Black			
	Curvature	H : Concave/Convex ±1,000R, V : Concave/Convex ±6,000R			H : Concave/Convex ±1,000R, V : Concave/Convex ±6,000R			
	Service Access	Front and Rear			Front and Rear			
	Optical Parameter	Brightness (After Calibration)	1,000 cd/m ²			700 cd/m ²		
		Contrast Ratio	6,000:1			6,000:1		
Viewing Angle (H × V)		160 × 140			160 × 140			
Bit Depth (Bit Processing per Color)		16bit			16bit			
Brightness Uniformity		≥ 95%			≥ 95%			
Color Uniformity		±0.015Cx, Cy			±0.015Cx, Cy			
Color Gamut		NTSC 100%, BT2020 94%			NTSC 100%, BT2020 94%			
Color Temperature - Default		6,500K			6,500K			
Color Temperature - Adjustable		3,200 - 9,300K			3,200 - 9,300K			
Video Frame Rate		50/60Hz			50/60Hz			
Electrical Parameter	Input Power Range	100-240V-, 50/60Hz			100-240V-, 50/60Hz			
	Power Consumption - Max/Typ (per Unit Frame)	330/165 W	330/165 W	240/120 W	250/125 W	250/125 W	180/90 W	
	Power Consumption - Max/Typ (per SQM)	1,275/640 W	1,275/640 W	930/465 W	965/485 W	965/485 W	700/350 W	
	Refresh Rate	3,840Hz			3,840Hz			
	Redundancy (Optional)	Power / Signal			Signal			
Connectivity ³⁾	Video Inputs	HDMI In, DP In, OPS In, USB			HDMI In, DP In, OPS In, USB			
	Control	RJ45 In, RS232C In/out			RJ45 In, RS232C In/out			
	Special Features	Temperature Sensor, Power Detection, ADA Compliant, PSU Hot Swappable			Temperature Sensor, Power Detection			
Operation Conditions	Working Temperature / Humidity	0°C to 40°C / 10% to 80%			0°C to 40°C / 10% to 80%			
	Storage Temperature / Humidity	-20°C to 60°C / 5% to 85%			-20°C to 60°C / 5% to 85%			
	LED Lifetime	100,000 hrs	100,000 hrs	50,000 hrs	100,000 hrs	100,000 hrs	50,000 hrs	
Certification	Safety	N/A			N/A			
	EMC	FCC Class "A" / CE / KC			FCC Class "A" / CE / KC			
	Environment	RoHS			RoHS			
Controller	LCLG003			LCLG005				

1) LDM + Unit Frame + Power Gender (Except LED Controller, System Controller, PSU)

2) LDM + Unit Frame + Power Pack (Except LED Controller, System Controller)

3) Features from System Controller

*Specifications are subject to change without notice and the lifetime (Half brightness) spec is subject to LED package spec.

		All-in-one Fine-pitch Screen LAAF Series
Model Name		LAA015FL6B1
Physical Parameters	Pixel Pitch (mm)	1.5
	LED Type	3 in 1 SMD
	Resolution (W × H, per Unit Frame)	640 × 360
	Dimensions (W × H × D, per LDM)	240 × 180 × 10.5 mm
	Dimensions (W × H × D, per Unit Frame)	960 × 540 × 127.4mm
	Weight (per Unit Frame)	Master 20 kg, Slave 19 kg
	Weight (per SQM)	36.8 kg
	IP Rating	N/A
	Unit Frame Material	Front : Die Casting Aluminum, Rear : PC+ABS
	Unit Frame Color	Front : Black, Rear : Titan Silver
	Curvature	N/A
	Service Access	Front and Rear
	Optical Parameter	Brightness (After Calibration)
Contrast Ratio		6,000:1
Viewing Angle (H × V)		160 × 140
Bit Depth		16bit
Brightness Uniformity		≥ 95%
Color Uniformity		±0.015Cx, Cy
Color Gamut		NTSC 100%, BT2020 94%
Color temperature - Default		6,500K
Color temperature - Adjustable		3,200 - 9,300K
Video Frame Rate		50/60Hz
Electrical Parameter	Input Power Range	100-240V~, 50/60Hz
	Power consumption - Max/Typ (per Unit Frame)	Master : 410/210 W (TBD), Slave : 390/200 W (TBD)
	Power consumption - Max/Typ (per SQM)	760/90 W (TBD)
	Power consumption - Max/Typ (130")	3,530/1,810 W (TBD)
	Refresh Rate	1,920Hz
	Redundancy	N/A
Connectivity ¹⁾	Video Inputs	HDMI In (3), DP In, USB
	Control	RJ45 IN, RS232C In/out
	Special Features	Temperature Sensor, Ambient Light Sensor, Crestron Connected ²⁾
Operation Conditions	Working Temperature/Humidity	0°C to 40°C / 10% to 80%
	Storage Temperature/Humidity	-20°C to 60°C / 5% to 85%
	LED Lifetime	100,000 hrs
Certification	Safety	IEC 60950-1 / EN 60950-1 / UL 60950-1
	EMC	FCC Class "A" / CE / KC
	Environment	RoHS

1) Master Unit Frame

2) Network Based Control

*Specifications are subject to change without notice and the lifetime (Half brightness) spec is subject to LED package spec.

		Fine-pitch LAS Series					
Model Name		LAS012DB2-F	LAS012DB4-F	LAS014DB2-F	LAS014DB4-F	LAS015DB2-F	
Physical Parameters	Pixel Configuration	3 in 1 SMD	3 in 1 SMD	3 in 1 SMD	3 in 1 SMD	3 in 1 SMD	
	Pixel Pitch (mm)	1.26	1.26	1.45	1.45	1.58	
	Module Resolution (W × H)	240 × 135	240 × 135	208 × 117	208 × 117	192 × 108	
	Module Dimensions (W × H, mm)	302.4 × 170.1	302.4 × 170.1	302.4 × 170.1	302.4 × 170.1	302.4 × 170.1	
	Weight per Module (kg)	0.52	0.52	0.52	0.52	0.52	
	No. of Modules per Unit Case (W × H)	2 × 2	2 × 2	2 × 2	2 × 2	2 × 2	
	Unit Case Resolution (W × H)	480 × 270	480 × 270	416 × 234	416 × 234	384 × 216	
	Unit Case Dimensions (W × H × D, mm)	604.8 × 340.2 × 72.5	604.8 × 340.2 × 72.5	604.8 × 340.2 × 72.5	604.8 × 340.2 × 72.5	604.8 × 340.2 × 72.5	
	Unit Case Surface Area (m ²)	0.206	0.206	0.206	0.206	0.206	
	Weight per Unit Case (kg/unit)	5.2	5.2	5.2	5.2	5.2	
	Weight per Square Meter (kg/m ²)	26.0	26.0	26.0	26.0	26.0	
	Physical Pixel Density (pixels/m ²)	629,882	629,882	473,111	473,111	403,124	
	Flatness of Unit Case (mm)	±0.5	±0.5	±0.5	±0.5	±0.5	
	Unit Case Material	Magnesium Alloy	Magnesium Alloy	Magnesium Alloy	Magnesium Alloy	Magnesium Alloy	
	Service Access	Front or Rear	Front or Rear	Front or Rear	Front or Rear	Front or Rear	
	Optical Specifications	Brightness (After Calibration)	600 cd/m ²	600 cd/m ²	600 cd/m ²	600 cd/m ²	600 cd/m ²
		Color Temperature	3,000 - 10,000	3,000 - 10,000	3,000 - 10,000	3,000 - 10,000	3,000 - 10,000
Viewing Angle (H × V)		160 × 140	160 × 140	160 × 140	160 × 140	160 × 140	
Brightness Uniformity		≥97%	≥97%	≥97%	≥97%	≥97%	
Color Uniformity		±0.003Cx,Cy	±0.003Cx,Cy	±0.003Cx,Cy	±0.003Cx,Cy	±0.003Cx,Cy	
Contrast Ratio		7,000	7,000	7,000	7,000	7,000	
Processing Depth (bit)		16	16	16	16	16	
Electrical Specifications		Power Consumption (W/Unit, Avg.)	54	54	54	54	54
		Power Consumption (W/Unit, Max.)	180	180	180	180	180
		Power Consumption (W/m ² , Max.)	874	874	874	874	874
	Power Supply (V)	100 to 240	100 to 240	100 to 240	100 to 240	100 to 240	
	Frame Rate (Hz)	50 / 60	50 / 60	50 / 60	50 / 60	50 / 60	
	Refresh Rate (Hz)	3,000	3,000	3,000	3,000	3,000	
Operation Specifications	Lifetime (Half brightness)	100,000	50,000	100,000	50,000	100,000	
	Operating Temperature (°C)	-10°C to +40°C	-10°C to +40°C	-10°C to +40°C	-10°C to +40°C	-10°C to +40°C	
	Operating Humidity	10 - 80%RH	10 - 80%RH	10 - 80%RH	10 - 80%RH	10 - 80%RH	
Certification	Safety	IEC 60950-1 / EN 60950-1 / UL 60950-1	IEC 60950-1 / EN 60950-1 / UL 60950-1	IEC 60950-1 / EN 60950-1 / UL 60950-1	IEC 60950-1 / EN 60950-1 / UL 60950-1	IEC 60950-1 / EN 60950-1 / UL 60950-1	
	EMC	FCC Class "A" / CE / KC	FCC Class "A" / CE / KC	FCC Class "A" / CE / KC	FCC Class "A" / CE / KC	FCC Class "A" / CE / KC	
	Environment	RoHS	RoHS	RoHS	RoHS	RoHS	
Controller		LCLY006HD	LCLY006HD	LCLY006HD	LCLY006HD	LCLY006HD	

*Specifications are subject to change without notice and the lifetime (Half brightness) spec is subject to LED package spec.

		Fine-pitch LAS Series				
Model Name		LAS015DB4-F	LAS018DB2-F	LAS018DB4-F	LAS025DB2-F	LAS025DB4-F
Physical Parameters	Pixel Configuration	3 in 1 SMD	3 in 1 SMD	3 in 1 SMD	3 in 1 SMD	3 in 1 SMD
	Pixel Pitch (mm)	1.58	1.89	1.89	2.52	2.52
	Module Resolution (W × H)	192 × 108	160 × 90	160 × 90	120 × 68	120 × 68
	Module Dimensions (W × H, mm)	302.4 × 170.1	302.4 × 170.1	302.4 × 170.1	302.4 × 170.1	302.4 × 170.1
	Weight per Module (kg)	0.52	0.52	0.52	0.52	0.52
	No. of Modules per Unit Case (W × H)	2 × 2	2 × 2	2 × 2	2 × 2	2 × 2
	Unit Case Resolution (W × H)	384 × 216	320 × 180	320 × 180	240 × 136	240 × 136
	Unit Case Dimensions (W × H × D, mm)	604.8 × 340.2 × 72.5	604.8 × 340.2 × 72.5	604.8 × 340.2 × 72.5	604.8 × 340.2 × 72.5	604.8 × 340.2 × 72.5
	Unit Case Surface Area (m ²)	0.206	0.206	0.206	0.206	0.206
	Weight per Unit Case (kg/unit)	5.2	5.2	5.2	5.2	5.2
	Weight per Square Meter (kg/m ²)	26.0	26.0	26.0	26.0	26.0
	Physical Pixel Density (pixels/m ²)	403,124	279,947	279,947	158,637	158,637
	Flatness of Unit Case (mm)	±0.5	±0.5	±0.5	±0.5	±0.5
	Unit Case Material	Magnesium Alloy	Magnesium Alloy	Magnesium Alloy	Magnesium Alloy	Magnesium Alloy
	Service Access	Front or Rear	Front or Rear	Front or Rear	Front or Rear	Front or Rear
Optical Specifications	Brightness (After Calibration)	600 cd/m ²	600 cd/m ²	600 cd/m ²	600 cd/m ²	600 cd/m ²
	Color Temperature	3,000 - 10,000	3,000 - 10,000	3,000 - 10,000	3,000 - 10,000	3,000 - 10,000
	Viewing Angle (H × V)	160 × 140	160 × 140	160 × 140	160 × 140	160 × 140
	Brightness Uniformity	≥97%	≥97%	≥97%	≥97%	≥97%
	Color Uniformity	±0.003Cx,Cy	±0.003Cx,Cy	±0.003Cx,Cy	±0.003Cx,Cy	±0.003Cx,Cy
	Contrast Ratio	7,000	7,000	7,000	7,000	7,000
	Processing Depth (bit)	16	16	16	16	16
Electrical Specifications	Power Consumption (W/Unit, Avg.)	54	54	54	54	54
	Power Consumption (W/Unit, Max.)	180	180	180	180	180
	Power Consumption (W/m ² , Max.)	874	874	874	874	874
	Power Supply (V)	100 to 240	100 to 240	100 to 240	100 to 240	100 to 240
	Frame Rate (Hz)	50 / 60	50 / 60	50 / 60	50 / 60	50 / 60
	Refresh Rate (Hz)	3,000	3,000	3,000	3,000	3,000
Operation Specifications	Lifetime (Half brightness)	50,000	100,000	50,000	100,000	50,000
	Operating Temperature (°C)	-10°C to +40°C	-10°C to +40°C	-10°C to +40°C	-10°C to +40°C	-10°C to +40°C
	Operating Humidity	10 - 80%RH	10 - 80%RH	10 - 80%RH	10 - 80%RH	10 - 80%RH
Certification	Safety	IEC 60950-1 / EN 60950-1 / UL 60950-1	IEC 60950-1 / EN 60950-1 / UL 60950-1	IEC 60950-1 / EN 60950-1 / UL 60950-1	IEC 60950-1 / EN 60950-1 / UL 60950-1	IEC 60950-1 / EN 60950-1 / UL 60950-1
	EMC	FCC Class "A" / CE / KC	FCC Class "A" / CE / KC	FCC Class "A" / CE / KC	FCC Class "A" / CE / KC	FCC Class "A" / CE / KC
	Environment	RoHS	RoHS	RoHS	RoHS	RoHS
Controller		LCLY006HD	LCLY006HD	LCLY006HD	LCLY006HD	LCLY006HD

*Specifications are subject to change without notice and the lifetime (Half brightness) spec is subject to LED package spec.

		Standard LAS Series	
Model Name		LAS025DB4-V	LAS039DB4-V
Physical Parameters	Pixel Configuration	3 in 1 SMD	3 in 1 SMD
	Pixel Pitch (mm)	2.50	3.90
	Module Resolution (W × H)	100 × 100	64 × 64
	Module Dimensions (W × H, mm)	250 × 250	250 × 250
	Weight per Module (kg)	0.54	0.54
	No. of Modules per Unit Case (W × H)	2 × 2	2 × 2
	Unit Case Resolution (W × H)	200 × 200	128 × 128
	Unit Case Dimensions (W × H × D, mm)	500 × 500 × 74	500 × 500 × 74
	Unit Case Surface Area (m ²)	0.250	0.250
	Weight per Unit Case (kg/unit)	7.0	7.0
	Weight per Square Meter (kg/m ²)	28.0	28.0
	Physical Pixel Density (pixels/m ²)	160,000	65,536
	Flatness of Unit Case (mm)	±0.5	±0.5
	Unit Case Material	Magnesium Alloy	Magnesium Alloy
	Service Access	Front	Front
Optical Specifications	Brightness (After Calibration)	1,000 cd/m ²	1,000 cd/m ²
	Color Temperature	3,000 - 10,000	3,000 - 10,000
	Viewing Angle (H × V)	120 × 110	120 × 110
	Brightness Uniformity	≥97%	≥97%
	Color Uniformity	TBA	TBA
	Contrast Ratio	> 8,000:1	> 8,000:1
	Processing Depth (bit)	TBA	TBA
Electrical Specifications	Power Consumption (W/Unit, Avg.)	TBA	TBA
	Power Consumption (W/Unit, Max.)	188	188
	Power Consumption (W/m ² , Max.)	750	750
	Power Supply (V)	100 to 240	100 to 240
	Frame Rate (Hz)	50 / 60	50 / 60
	Refresh Rate (Hz)	3,000	3,000
Operation Specifications	Lifetime (Half brightness)	80,000	80,000
	Operating Temperature (°C)	-10°C to +40°C	-10°C to +40°C
	Operating Humidity	10 - 80%RH	10 - 80%RH
Certification	IP rating Front	IP30	IP30
	IP rating Rear	IP30	IP30
	Safety	IEC 60950-1 / EN 60950-1 / UL 60950-1	IEC 60950-1 / EN 60950-1 / UL 60950-1
Certification	EMC	FCC Class "A" / CE / KC	FCC Class "A" / CE / KC
	Environment	RoHS	RoHS
Controller		LCLY006HD	LCLY006HD

*Specifications are subject to change without notice and the lifetime (Half brightness) spec is subject to LED package spec.

		Standard LAE Series			
Model Name		LAE029DD3DE	LAE029DD3E	LAE029DD4DE	LAE029DD4E
Physical Parameters	Pixel Configuration	3 in 1 SMD	3 in 1 SMD	3 in 1 SMD	3 in 1 SMD
	Pixel Pitch (mm)	2.97	2.97	2.97	2.97
	Module Resolution (W × H)	84 × 168	84 × 168	84 × 168	84 × 168
	Module Dimensions (W × H, mm)	250 × 500	250 × 500	250 × 500	250 × 500
	Weight per Module (kg)	1.20	1.20	1.20	1.20
	No. of Modules per Unit Case (W × H)	2 × 1	2 × 2	2 × 1	2 × 2
	Unit Case Resolution (W × H)	168 × 168	168 × 336	168 × 168	168 × 336
	Unit Case Dimensions (W × H × D, mm)	500 × 500 × 68	500 × 1,000 × 68	500 × 500 × 68	500 × 1,000 × 68
	Unit Case Surface Area (m ²)	0.250	0.500	0.250	0.500
	Weight per Unit Case (kg/unit)	8.2	12.5	8.2	12.5
	Weight per Square Meter (kg/m ²)	32.8	25.0	32.8	25.0
	Physical Pixel Density (pixels/m ²)	112,896	112,896	112,896	112,896
	Flatness of Unit Case (mm)	±0.3	±0.3	±0.3	±0.3
	Unit Case Material	Magnesium	Magnesium	Magnesium	Magnesium
Service Access	Front or Rear	Front or Rear	Front or Rear	Front or Rear	
Optical Specifications	Brightness (After Calibration)	1,200 cd/m ²	1,200 cd/m ²	1,200 cd/m ²	1,200 cd/m ²
	Color Temperature	6,500	6,500	6,500	6,500
	Viewing Angle (H × V)	160 × 160	160 × 160	160 × 160	160 × 160
	Brightness Uniformity	97%	97%	97%	97%
	Color Uniformity	±0.003CxCy	±0.003CxCy	±0.003CxCy	±0.003CxCy
	Contrast Ratio	5,000	5,000	5,000	5,000
	Processing Depth (bit)	14	14	14	14
Electrical Specifications	Power Consumption (W/Unit, Avg.)	53	110	53	110
	Power Consumption (W/Unit, Max.)	160	330	160	330
	Power Consumption (W/m ² , Max.)	640	660	640	660
	Power Supply (V)	100 to 240	100 to 240	100 to 240	100 to 240
	Frame Rate (Hz)	50 / 60	50 / 60	50 / 60	50 / 60
	Refresh Rate (Hz)	1,920	1,920	1,920	1,920
Operation Specifications	Lifetime (Half brightness)	80,000	80,000	50,000	50,000
	Operating Temperature (°C)	-10°C to +45°C	-10°C to +45°C	-10°C to +45°C	-10°C to +45°C
	Operating Humidity	0 - 80%RH	0 - 80%RH	0 - 80%RH	0 - 80%RH
	IP rating Front	IP30	IP30	IP30	IP30
IP rating Rear	IP30	IP30	IP30	IP30	
Certification	Safety	IEC 60950-1 / EN 60950-1 / UL 60950-1	IEC 60950-1 / EN 60950-1 / UL 60950-1	IEC 60950-1 / EN 60950-1 / UL 60950-1	IEC 60950-1 / EN 60950-1 / UL 60950-1
	EMC	FCC Class "A" / CE / KC	FCC Class "A" / CE / KC	FCC Class "A" / CE / KC	FCC Class "A" / CE / KC
	Environment	RoHS	RoHS	RoHS	RoHS
Controller		LCIN006	LCIN006	LCIN006	LCIN006

*Specifications are subject to change without notice and the lifetime (Half brightness) spec is subject to LED package spec.

		Standard LAE Series			
Model Name		LAE039DD3D	LAE039DD3	LAE039DD4D	LAE039DD4
Physical Parameters	Pixel Configuration	3 in 1 SMD	3 in 1 SMD	3 in 1 SMD	3 in 1 SMD
	Pixel Pitch (mm)	3.90	3.90	3.90	3.90
	Module Resolution (W × H)	64 × 128	64 × 128	64 × 128	64 × 128
	Module Dimensions (W × H, mm)	250 × 500	250 × 500	250 × 500	250 × 500
	Weight per Module (kg)	1.20	1.20	1.20	1.20
	No. of Modules per Unit Case (W × H)	2 × 1	2 × 2	2 × 1	2 × 2
	Unit Case Resolution (W × H)	128 × 128	128 × 256	128 × 128	128 × 256
	Unit Case Dimensions (W × H × D, mm)	500 × 500 × 68	500 × 1000 × 68	500 × 500 × 68	500 × 1,000 × 68
	Unit Case Surface Area (m ²)	0.250	0.500	0.250	0.500
	Weight per Unit Case (kg/unit)	8.2	12.5	8.2	12.5
	Weight per Square Meter (kg/m ²)	32.8	25.0	32.8	25.8
	Physical Pixel Density (pixels/m ²)	65,536	65,536	65,536	65,536
	Flatness of Unit Case (mm)	±0.3	±0.3	±0.3	±0.3
	Unit Case Material	Magnesium	Magnesium	Magnesium	Magnesium
Service Access	Front or Rear	Front or Rear	Front or Rear	Front or Rear	
Optical Specifications	Brightness (After Calibration)	1,200 cd/m ²	1,200 cd/m ²	1,200 cd/m ²	1,200 cd/m ²
	Color Temperature	6,500	6,500	6,500	6,500
	Viewing Angle (H × V)	160 × 160	160 × 160	160 × 160	160 × 160
	Brightness Uniformity	97%	97%	97%	97%
	Color Uniformity	±0.003CxCy	±0.003CxCy	±0.003CxCy	±0.003CxCy
	Contrast Ratio	5,000	5,000	5,000	5,000
	Processing Depth (bit)	14	14	14	14
Electrical Specifications	Power Consumption (W/Unit, Avg.)	53	110	53	53
	Power Consumption (W/Unit, Max.)	160	330	160	160
	Power Consumption (W/m ² , Max.)	600	660	640	660
	Power Supply (V)	100 to 240	100 to 240	100 to 240	100 to 240
	Frame Rate (Hz)	50 / 60	50 / 60	50 / 60	50 / 60
	Refresh Rate (Hz)	3,840	3,840	3,840	3,840
Operation Specifications	Lifetime (Half brightness)	80,000	80,000	50,000	50,000
	Operating Temperature (°C)	-10°C to +45°C	-10°C to +45°C	-10°C to +45°C	-10°C to +45°C
	Operating Humidity	0 - 80%RH	0 - 80%RH	0 - 80%RH	0 - 80%RH
	IP rating Front	IP30	IP30	IP30	IP30
IP rating Rear	IP30	IP30	IP30	IP30	
Certification	Safety	IEC 60950-1 / EN 60950-1 / UL 60950-1	IEC 60950-1 / EN 60950-1 / UL 60950-1	IEC 60950-1 / EN 60950-1 / UL 60950-1	IEC 60950-1 / EN 60950-1 / UL 60950-1
	EMC	FCC Class "A" / CE / KC	FCC Class "A" / CE / KC	FCC Class "A" / CE / KC	FCC Class "A" / CE / KC
	Environment	RoHS	RoHS	RoHS	RoHS
Controller		LCIN006	LCIN006	LCIN006	LCIN006

*Specifications are subject to change without notice and the lifetime (Half brightness) spec is subject to LED package spec.

		Standard LAE-Q Series	
Model Name		LAE026DD3-Q	LAE026DD4-Q
Physical Parameters	Pixel Configuration	3 in 1 SMD	3 in 1 SMD
	Pixel Pitch (mm)	2.60	2.60
	Module Resolution (W × H)	192 × 48	192 × 48
	Module Dimensions (W × H, mm)	500 × 125	500 × 125
	Weight per Module (kg)	0.71	0.71
	No. of Modules per Unit Case (W × H)	1 × 4	1 × 4
	Unit Case Resolution (W × H)	192 × 192	192 × 192
	Unit Case Dimensions (W × H × D, mm)	500 × 500 × 81	500 × 500 × 81
	Unit Case Surface Area (m ²)	0.250	0.250
	Weight per Unit Case (kg/unit)	7.5	7.5
	Weight per Square Meter (kg/m ²)	30.0	30.0
	Physical Pixel Density (pixels/m ²)	147,456	147,456
	Flatness of Unit Case (mm)	±0.3mm	±0.3mm
	Unit Case Material	Aluminum	Aluminum
	Service Access	Front or Rear	Front or Rear
Optical Specifications	Brightness (After Calibration)	1,200 cd/m ²	1,200 cd/m ²
	Color Temperature	6,500	6,500
	Viewing Angle (H × V)	160 × 160	160 × 160
	Brightness Uniformity	97%	97%
	Color Uniformity	±0.003CxCy	±0.003CxCy
	Contrast Ratio	5,000	5,000
	Processing Depth (bit)	13	13
Electrical Specifications	Power Consumption (W/Unit, Avg.)	56	56
	Power Consumption (W/Unit, Max.)	168	168
	Power Consumption (W/m ² , Max.)	672	672
	Power Supply (V)	100 to 240	100 to 240
	Frame Rate (Hz)	50 / 60	50 / 60
	Refresh Rate (Hz)	1,920	1,920
Operation Specifications	Lifetime (Half brightness)	80,000	50,000
	Operating Temperature (°C)	-10°C to +45°C	-10°C to +45°C
	Operating Humidity	0 - 80%RH	0 - 80%RH
	IP rating Front	IP30	IP30
	IP rating Rear	IP30	IP30
Certification	Safety	IEC 60950-1 / EN 60950-1 / UL 60950-1	IEC 60950-1 / EN 60950-1 / UL 60950-1
	EMC	FCC Class "A" / CE / KC	FCC Class "A" / CE / KC
	Environment	RoHS	RoHS
Controller		LCIN006	LCIN006

*Specifications are subject to change without notice and the lifetime (Half brightness) spec is subject to LED package spec.

		Standard LAE-Q Series	
Model Name		LAE039DD3-Q	LAE039DD4-Q
Physical Parameters	Pixel Configuration	3 in 1 SMD	3 in 1 SMD
	Pixel Pitch (mm)	3.91	3.91
	Module Resolution (W × H)	128 × 32	128 × 32
	Module Dimensions (W × H, mm)	500 × 125	500 × 125
	Weight per Module (kg)	0.71	0.71
	No. of Modules per Unit Case (W × H)	1 × 4	1 × 4
	Unit Case Resolution (W × H)	128 × 128	128 × 128
	Unit Case Dimensions (W × H × D, mm)	500 × 500 × 81	500 × 500 × 81
	Unit Case Surface Area (m ²)	0.250	0.250
	Weight per Unit Case (kg/unit)	7.5	7.5
	Weight per Square Meter (kg/m ²)	30.0	30.0
	Physical Pixel Density (pixels/m ²)	65,536	65,536
	Flatness of Unit Case (mm)	±0.3mm	±0.3mm
	Unit Case Material	Aluminum	Aluminum
	Service Access	Front or Rear	Front or Rear
Optical Specifications	Brightness (After Calibration)	1,200 cd/m ²	1,200 cd/m ²
	Color Temperature	6,500	6,500
	Viewing Angle (H × V)	160 × 160	160 × 160
	Brightness Uniformity	97%	97%
	Color Uniformity	±0.003CxCy	±0.003CxCy
	Contrast Ratio	5,000	5,000
	Processing Depth (bit)	14	14
Electrical Specifications	Power Consumption (W/Unit, Avg.)	56	56
	Power Consumption (W/Unit, Max.)	168	168
	Power Consumption (W/m ² , Max.)	672	672
	Power Supply (V)	100 to 240	100 to 240
	Frame Rate (Hz)	50 / 60	50 / 60
	Refresh Rate (Hz)	3,840	3,840
Operation Specifications	Lifetime (Half brightness)	80,000	50,000
	Operating Temperature (°C)	-10°C to +45°C	-10°C to +45°C
	Operating Humidity	0 - 80%RH	0 - 80%RH
	IP rating Front	IP30	IP30
	IP rating Rear	IP30	IP30
Certification	Safety	IEC 60950-1 / EN 60950-1 / UL 60950-1	IEC 60950-1 / EN 60950-1 / UL 60950-1
	EMC	FCC Class "A" / CE / KC	FCC Class "A" / CE / KC
	Environment	RoHS	RoHS
Controller		LCIN006	LCIN006

*Specifications are subject to change without notice and the lifetime (Half brightness) spec is subject to LED package spec.

		Curved LAC Series		
Model Name		LAC025DD3	LAC025DD4	LAC029DD3
Physical Parameters	Pixel Configuration	3 in 1 SMD	3 in 1 SMD	3 in 1 SMD
	Pixel Pitch (mm)	2.50	2.50	2.97
	Module Resolution (W × H)	200 × 50	200 × 50	168 × 42
	Module Dimensions (W × H, mm)	500 × 125	500 × 125	500 × 125
	Weight per Module (kg)	1.00	1.00	1.00
	No. of Modules per Unit Case (W × H)	1 × 4	1 × 4	1 × 4
	Unit Case Resolution (W × H)	200 × 200	200 × 200	168 × 168
	Unit Case Dimensions (W × H × D, mm)	500 × 500 × 84	500 × 500 × 84	500 × 500 × 84
	Unit Case Surface Area (m ²)	0.250	0.250	0.250
	Weight per Unit Case (kg/unit)	8.9	8.9	8.9
	Weight per Square Meter (kg/m ²)	35.6	35.6	35.6
	Physical Pixel Density (pixels/m ²)	160,000	160,000	112,896
	Unit Case Material	Diecast Aluminum	Diecast Aluminum	Diecast Aluminum
	Service Access	Front or Rear	Front or Rear	Front or Rear
	Optical Specifications	Brightness (After Calibration)	1,200 cd/m ²	1,200 cd/m ²
Color Temperature		6,500	6,500	6,500
Viewing Angle (H × V)		160 × 160	160 × 160	160 × 160
Brightness Uniformity		97%	97%	97%
Color Uniformity		±0.003CxCy	±0.003CxCy	±0.003CxCy
Contrast Ratio		5,000	5,000	5,000
Processing Depth (bit)		13	13	13
Electrical Specifications	Power Consumption (W/Unit, Avg.)	50	50	50
	Power Consumption (W/Unit, Max.)	150	150	150
	Power Consumption (W/m ² , Max.)	600	600	600
	Power Supply (V)	100 to 240	100 to 240	100 to 240
	Frame Rate (Hz)	50 / 60	50 / 60	50 / 60
	Refresh Rate (Hz)	1,920	1,920	1,920
Operation Specifications	Lifetime (Half brightness)	80,000	50,000	80,000
	Operating Temperature (°C)	-10°C to +45°C	-10°C to +45°C	-10°C to +45°C
	Operating Humidity	0 - 80%RH	0 - 80%RH	0 - 80%RH
	IP rating Front	IP30	IP30	IP30
	IP rating Rear	IP30	IP30	IP30
Certification	Safety	IEC 60950-1 / EN 60950-1 / UL 60950-1	IEC 60950-1 / EN 60950-1 / UL 60950-1	IEC 60950-1 / EN 60950-1 / UL 60950-1
	EMC	FCC Class "A" / CE / KC	FCC Class "A" / CE / KC	FCC Class "A" / CE / KC
	Environment	RoHS	RoHS	RoHS
Controller		LCIN006	LCIN006	LCIN006

*Specifications are subject to change without notice and the lifetime (Half brightness) spec is subject to LED package spec.

		Curved LAC Series		
Model Name		LAC029DD4	LAC039DD3	LAC039DD4
Physical Parameters	Pixel Configuration	3 in 1 SMD	3 in 1 SMD	3 in 1 SMD
	Pixel Pitch (mm)	2.90	3.91	3.90
	Module Resolution (W × H)	168 × 42	128 × 32	128 × 32
	Module Dimensions (W × H, mm)	500 × 125	500 × 125	500 × 125
	Weight per Module (kg)	1.00	1.00	1.00
	No. of Modules per Unit Case (W × H)	1 × 4	1 × 4	1 × 4
	Unit Case Resolution (W × H)	168 × 168	128 × 128	128 × 128
	Unit Case Dimensions (W × H × D, mm)	500 × 500 × 84	500 × 500 × 84	500 × 500 × 84
	Unit Case Surface Area (m ²)	0.250	0.250	0.250
	Weight per Unit Case (kg/unit)	8.9	8.9	8.9
	Weight per Square Meter (kg/m ²)	35.6	35.6	35.6
	Physical Pixel Density (pixels/m ²)	112,896	65,536	65,536
	Unit Case Material	Diecast Aluminum	Diecast Aluminum	Diecast Aluminum
	Service Access	Front or Rear	Front or Rear	Front or Rear
	Optical Specifications	Brightness (After Calibration)	1,200 cd/m ²	1,200 cd/m ²
Color Temperature		6,500	6,500	6,500
Viewing Angle (H × V)		160 × 160	160 × 160	160 × 160
Brightness Uniformity		97%	97%	97%
Color Uniformity		±0.003CxCy	±0.003CxCy	±0.003CxCy
Contrast Ratio		5,000	5,000	5,000
Processing Depth (bit)		13	14	14
Electrical Specifications	Power Consumption (W/Unit, Avg.)	50	50	50
	Power Consumption (W/Unit, Max.)	150	150	150
	Power Consumption (W/m ² , Max.)	600	600	600
	Power Supply (V)	100 to 240	100 to 240	100 to 240
	Frame Rate (Hz)	50 / 60	50 / 60	50 / 60
	Refresh Rate (Hz)	1,920	3,840	3,840
Operation Specifications	Lifetime (Half brightness)	50,000	80,000	50,000
	Operating Temperature (°C)	-10°C to +45°C	-10°C to +45°C	-10°C to +45°C
	Operating Humidity	0 - 80%RH	0 - 80%RH	0 - 80%RH
	IP rating Front	IP30	IP30	IP30
	IP rating Rear	IP30	IP30	IP30
Certification	Safety	IEC 60950-1 / EN 60950-1 / UL 60950-1	IEC 60950-1 / EN 60950-1 / UL 60950-1	IEC 60950-1 / EN 60950-1 / UL 60950-1
	EMC	FCC Class "A" / CE / KC	FCC Class "A" / CE / KC	FCC Class "A" / CE / KC
	Environment	RoHS	RoHS	RoHS
Controller		LCIN006	LCIN006	LCIN006




| OUTDOOR LED SIGNAGE

Offering Outstanding Visual Impact with High Durability

Diverse models available in a range of IP rated casing designs for outdoor applications including in stadiums, for advertisements and public displays.

Uniform Picture Quality

Every step from production is strictly managed, while factory calibration ensures consistent quality between the LED units. The display provides seamless content with 97% brightness uniformity.



Vividness with Color Accuracy

LG's rigorous quality standards also make LG LED signage reproduce accurate colors, vividly displaying the original colors of objects without distortion.



Outstanding Visibility

Offering powerful max. 8,000 cd/m² brightness, this super-bright display excels outdoors even in direct sunlight, instantly captivating attention and effectively delivering content.



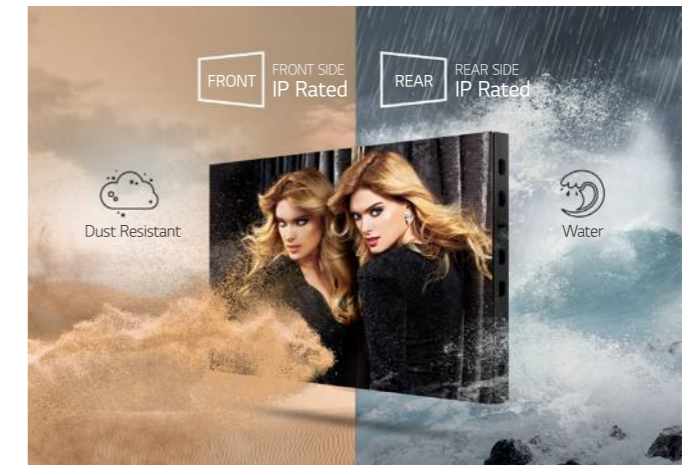
Smooth Playback in Dynamic Motion

A high refresh rate of max. 4,000Hz ensures smooth playback. Flicker-free images prevent the black bars that appear in video recordings, as well as viewer eye strain and blurred vision.



Reliable Weatherproof Design

The design of the front and back of the LED cabinet has IP-rated durability. This keeps it resistant to dust and moisture penetration, allowing stable operation unaffected by weather and harmful outdoor environments.



RoHS Certified Safe Product

Boasting RoHS certification, all LG LED signage models are environmentally-friendly products that do not use materials harmful to the environment and people.



* Models may vary by region. Check with local sales for availability.




Stadium
LBS Series

- Pixel pitch: 6.0 / 8.0 / 10.7 / 12.0 / 16.0 mm
- Brightness (After calibration): 6,000 cd/m²
- IP (Front/rear): IP65/54 (LBF160DA1D: IP65/43)
- Refresh rate: 4,000Hz



DOOH
LBS Series

- Pixel pitch: 6.25 / 8.33 / 10.0 mm
- Brightness (After calibration): 6,000 cd/m²
- IP (Front/rear): IP66/66
- Refresh rate: 4,000Hz



DOOH
LBE Series

- Pixel pitch: 4.0 / 8.0 / 10.0 mm
- Brightness (After calibration): 5,500 cd/m² (LBE080/100DD3)
5,000 cd/m² (LBE040/080/100DD4)
- IP (Front/rear): IP65/54
- Die cast aluminum frame design



Standard
LBE Series

- Pixel pitch: 3.91 / 4.63 / 6.94 mm
- Brightness (After calibration): 5,500 cd/m² (LBE039/046/069DD3(D))
5,000 cd/m² (LBE039/046/069DD4(D))
- IP (Front/rear): IP65/54
- Lightweight and slim design
- Easy installation and teardown for rental solution

High Brightness
LBH Series

- Pixel pitch: 10.66 / 16.0 mm
- Pixel configuration: Oval
- Brightness (After calibration): 6,000 cd/m² (LBH106VD3-B)
8,000 cd/m² (LBH160VD3DB)
- IP (Front/rear): IP65/65



*Specifications are subject to change without notice and the lifetime (Half brightness) spec is subject to LED package spec.

		Stadium LBS Series			
Model Name		LBS060DA1D	LBS060DA3D	LBS080DA1D	LBS080DA3D
Physical Parameters	Pixel Configuration	3 in 1 SMD	3 in 1 SMD	3 in 1 SMD	3 in 1 SMD
	Pixel Pitch (mm)	6.00	6.00	8.00	8.00
	Module Resolution (W × H)	32 × 32	32 × 32	24 × 24	24 × 24
	Module Dimensions (W × H, mm)	192 × 192	192 × 192	192 × 192	192 × 192
	Weight per Module (kg)	0.54	0.54	0.57	0.57
	No. of Modules per Unit Case (W × H)	6 × 4	6 × 4	8 × 8	8 × 8
	Unit Case Resolution (W × H)	192 × 128	192 × 128	192 × 192	192 × 192
	Unit Case Dimensions (W × H × D, mm)	1,152 × 768 × 217	1,152 × 768 × 217	1,536 × 1,536 × 222	1,536 × 1,536 × 222
	Unit Case Surface Area (m ²)	0.885	0.885	2.359	2.359
	Weight per Unit Case (kg/unit)	42.0	42.0	104.0	104.0
	Weight per Square Meter (kg/m ²)	47.5	47.5	44.1	44.1
	Physical Pixel Density (pixels/m ²)	27,777	27,777	15,625	15,625
	Flatness of Unit Case (mm)	±1.0	±1.0	±1.0	±1.0
	Unit Case Material	Aluminum	Aluminum	Aluminum	Aluminum
	Service Access	Front or Rear	Front or Rear	Front and Rear	Front and Rear
Optical Specifications	Brightness (After Calibration)	6,000 cd/m ²	6,000 cd/m ²	6,000 cd/m ²	6,000 cd/m ²
	Color Temperature	3,500 - 8,500	3,500 - 8,500	3,500 - 8,500	3,500 - 8,500
	Viewing Angle (H × V)	160 × 135	160 × 135	160 × 135	160 × 135
	Brightness Uniformity	≥97%	≥97%	≥97%	≥97%
	Color Uniformity	±0.05Cx,Cy	±0.05Cx,Cy	±0.05Cx,Cy	±0.05Cx,Cy
	Contrast Ratio	3,000	3,000	3,000	3,000
	Processing Depth (bit)	16	16	16	16
Electrical Specifications	Power Consumption (W/Unit, Avg.)	240	232	584	552
	Power Consumption (W/Unit, Max.)	600	580	1,460	1,380
	Power Consumption (W/m ² , Max.)	678	656	619	585
	Power Supply (V)	100 to 240	100 to 240	100 to 240	100 to 240
	Frame Rate (Hz)	50 / 60	50 / 60	50 / 60	50 / 60
	Refresh Rate (Hz)	4,000	4,000	4,000	4,000
Operation Specifications	Lifetime (Half brightness)	100,000	100,000	100,000	100,000
	Operating Temperature (°C)	-20°C to +50°C	-20°C to +50°C	-20°C to +50°C	-20°C to +50°C
	Operating Humidity	< 90%RH	< 90%RH	< 90%RH	< 90%RH
	IP rating Front	IP65	IP65	IP65	IP65
	IP rating Rear	IP54	IP54	IP54	IP54
Certification	Safety	IEC 60950-1 / EN 60950-1 / UL 60950-1	IEC 60950-1 / EN 60950-1 / UL 60950-1	IEC 60950-1 / EN 60950-1 / UL 60950-1	IEC 60950-1 / EN 60950-1 / UL 60950-1
	EMC	FCC Class "A" / CE / KC	FCC Class "A" / CE / KC	FCC Class "A" / CE / KC	FCC Class "A" / CE / KC
	Environment	RoHS	RoHS	RoHS	RoHS
Controller		LCLH001	LCLH001	LCLH001	LCLH001

*Specifications are subject to change without notice and the lifetime (Half brightness) spec is subject to LED package spec.

		Stadium LBS Series			
Model Name		LBS100DA1D	LBS100DA3D	LBS120DA1D	LBS120DA3D
Physical Parameters	Pixel Configuration	3 in 1 SMD	3 in 1 SMD	3 in 1 SMD	3 in 1 SMD
	Pixel Pitch (mm)	10.70	10.70	12.00	12.00
	Module Resolution (W × H)	18 × 18	18 × 18	16 × 16	16 × 16
	Module Dimensions (W × H, mm)	192 × 192	192 × 192	192 × 192	192 × 192
	Weight per Module (kg)	0.56	0.56	0.56	0.56
	No. of Modules per Unit Case (W × H)	8 × 8	8 × 8	8 × 8	8 × 8
	Unit Case Resolution (W × H)	144 × 144	144 × 144	128 × 128	128 × 128
	Unit Case Dimensions (W × H × D, mm)	1,536 × 1,536 × 222	1,536 × 1,536 × 222	1,536 × 1,536 × 223	1,536 × 1,536 × 223
	Unit Case Surface Area (m ²)	2.359	2.359	2.359	2.359
	Weight per Unit Case (kg/unit)	104.0	104.0	104.0	104.0
	Weight per Square Meter (kg/m ²)	44.1	44.1	44.1	44.1
	Physical Pixel Density (pixels/m ²)	8,789	8,789	6,944	6,944
	Flatness of Unit Case (mm)	±1.0	±1.0	±1.0	±1.0
	Unit Case Material	Aluminum	Aluminum	Aluminum	Aluminum
	Service Access	Front and Rear	Front and Rear	Front and Rear	Front and Rear
Optical Specifications	Brightness (After Calibration)	6,000 cd/m ²	6,000 cd/m ²	6,000 cd/m ²	6,000 cd/m ²
	Color Temperature	3,500 - 8,500	3,500 - 8,500	3,500 - 8,500	3,500 - 8,500
	Viewing Angle (H × V)	160 × 145	160 × 145	160 × 125	160 × 125
	Brightness Uniformity	≥97%	≥97%	≥97%	≥97%
	Color Uniformity	±0.05Cx,Cy	±0.05Cx,Cy	±0.05Cx,Cy	±0.05Cx,Cy
	Contrast Ratio	3,000	3,000	3,000	3,000
	Processing Depth (bit)	16	16	16	16
Electrical Specifications	Power Consumption (W/Unit, Avg.)	616	580	620	584
	Power Consumption (W/Unit, Max.)	1,540	1,450	1,550	1,460
	Power Consumption (W/m ² , Max.)	653	615	657	619
	Power Supply (V)	100 to 240	100 to 240	100 to 240	100 to 240
	Frame Rate (Hz)	50 / 60	50 / 60	50 / 60	50 / 60
	Refresh Rate (Hz)	4,000	4,000	4,000	4,000
Operation Specifications	Lifetime (Half brightness)	100,000	100,000	100,000	100,000
	Operating Temperature (°C)	-20°C to +50°C	-20°C to +50°C	-20°C to +50°C	-20°C to +50°C
	Operating Humidity	< 90%RH	< 90%RH	< 90%RH	< 90%RH
	IP rating Front	IP65	IP65	IP65	IP65
	IP rating Rear	IP54	IP54	IP54	IP54
Certification	Safety	IEC 60950-1 / EN 60950-1 / UL 60950-1	IEC 60950-1 / EN 60950-1 / UL 60950-1	IEC 60950-1 / EN 60950-1 / UL 60950-1	IEC 60950-1 / EN 60950-1 / UL 60950-1
	EMC	FCC Class "A" / CE / KC	FCC Class "A" / CE / KC	FCC Class "A" / CE / KC	FCC Class "A" / CE / KC
	Environment	RoHS	RoHS	RoHS	RoHS
Controller		LCLH001	LCLH001	LCLH001	LCLH001

*Specifications are subject to change without notice and the lifetime (Half brightness) spec is subject to LED package spec.

Stadium
LBS Series

	Model Name	LBS160DA1D	LBS160DA3D	LBF160DA1D	LBB160DA1D2
Physical Parameters	Pixel Configuration	3 in 1 SMD	3 in 1 SMD	3 in 1 SMD	3 in 1 SMD
	Pixel Pitch (mm)	16.00	16.00	16.00	16.00
	Module Resolution (W × H)	12 × 12	12 × 12	12 × 12	12 × 12
	Module Dimensions (W × H, mm)	192 × 192	192 × 192	192 × 192	192 × 192
	Weight per Module (kg)	0.56	0.56	0.56	0.58
	No. of Modules per Unit Case (W × H)	8 × 8	8 × 8	4 × 5	8 × 5
	Unit Case Resolution (W × H)	96 × 96	96 × 96	48 × 60	96 × 60
	Unit Case Dimensions (W × H × D, mm)	1,536 × 1,536 × 227	1,536 × 1,536 × 227	768 × 960 × 254	1,536 × 960 × 215
	Unit Case Surface Area (m ²)	2.359	2.359	0.737	1.475
	Weight per Unit Case (kg/unit)	104.0	104.0	40.0	71.0
	Weight per Square Meter (kg/m ²)	44.1	44.1	54.3	48.1
	Physical Pixel Density (pixels/m ²)	3,906	3,906	3,906	3,906
	Flatness of Unit Case (mm)	±1.0	±1.0	±1.0	±1.0
	Unit Case Material	Aluminum	Aluminum	Aluminum	Aluminum
	Service Access	Front and Rear	Front and Rear	Top	Front and Rear
Optical Specifications	Brightness (After Calibration)	6,000 cd/m ²	6,000 cd/m ²	6,000 cd/m ²	6,000 cd/m ²
	Color Temperature	3,500 - 8,500	3,500 - 8,500	3,500 - 8,500	3,500 - 8,500
	Viewing Angle (H × V)	160 × 105	160 × 105	160 × 105	160 × 105
	Brightness Uniformity	≥97%	≥97%	≥97%	≥97%
	Color Uniformity	±0.05Cx,Cy	±0.05Cx,Cy	±0.05Cx,Cy	±0.05Cx,Cy
	Contrast Ratio	3,000	3,000	3,000	3,000
	Processing Depth (bit)	16	16	16	16
Electrical Specifications	Power Consumption (W/Unit, Avg.)	620	584	184	372
	Power Consumption (W/Unit, Max.)	1,550	1,460	460	930
	Power Consumption (W/m ² , Max.)	657	619	624	631
	Power Supply (V)	100 to 240	100 to 240	100 to 240	100 to 240
	Frame Rate (Hz)	50 / 60	50 / 60	50 / 60	50 / 60
	Refresh Rate (Hz)	4,000	4,000	4,000	4,000
Operation Specifications	Lifetime (Half brightness)	100,000	100,000	100,000	100,000
	Operating Temperature (°C)	-20°C to +50°C	-20°C to +50°C	-20°C to +50°C	-20°C to +50°C
	Operating Humidity	< 90%RH	< 90%RH	< 90%RH	10-90%RH
	IP rating Front	IP65	IP65	IP65	IP65
	IP rating Rear	IP54	IP54	IP43	IP54
Certification	Safety	IEC 60950-1 / EN 60950-1 / UL 60950-1	IEC 60950-1 / EN 60950-1 / UL 60950-1	IEC 60950-1 / EN 60950-1 / UL 60950-1	IEC 60950-1 / EN 60950-1 / UL 60950-1
	EMC	FCC Class "A" / CE / KC	FCC Class "A" / CE / KC	FCC Class "A" / CE / KC	FCC Class "A" / CE / KC
	Environment	RoHS	RoHS	RoHS	RoHS
Controller		LCLH001	LCLH001	LCLH001	LCLH001

*Specifications are subject to change without notice and the lifetime (Half brightness) spec is subject to LED package spec.

DOOH
LBS Series

	Model Name	LBS062DA1-V	LBS062DA3-V	LBS083DA1-V
Physical Parameters	Pixel Configuration	3 in 1 SMD	3 in 1 SMD	3 in 1 SMD
	Pixel Pitch (mm)	6.25	6.25	8.33
	Module Resolution (W × H)	64 × 64	64 × 64	48 × 48
	Module Dimensions (W × H, mm)	400 × 400	400 × 400	400 × 400
	Weight per Module (kg)	2.45	2.45	2.45
	No. of Modules per Unit Case (W × H)	2 × 4	2 × 4	2 × 4
	Unit Case Resolution (W × H)	128 × 256	128 × 256	96 × 192
	Unit Case Dimensions (W × H × D, mm)	800 × 1,600 × 143.5	800 × 1,600 × 143.5	800 × 1,600 × 143.5
	Unit Case Surface Area (m ²)	1.280	1.280	1.280
	Weight per Unit Case (kg/unit)	40.0	40.0	40.0
	Weight per Square Meter (kg/m ²)	31.3	31.3	31.3
	Physical Pixel Density (pixels/m ²)	25,600	25,600	14,400
	Flatness of Unit Case (mm)	±1.0	±1.0	±1.0
	Unit Case Material	Aluminum	Aluminum	Aluminum
	Service Access	Front and Rear	Front and Rear	Front and Rear
Optical Specifications	Brightness (After Calibration)	6,000 cd/m ²	6,000 cd/m ²	6,000 cd/m ²
	Color Temperature	3,500 - 8,500	3,500 - 8,500	3,500 - 8,500
	Viewing Angle (H × V)	160 × 130	160 × 130	160 × 125
	Brightness Uniformity	≥97%	≥97%	≥97%
	Color Uniformity	±0.05Cx,Cy	±0.05Cx,Cy	±0.05Cx,Cy
	Contrast Ratio	3,000	3,000	3,000
	Processing Depth (bit)	16	16	16
Electrical Specifications	Power Consumption (W/Unit, Avg.)	312	312	320
	Power Consumption (W/Unit, Max.)	780	780	800
	Power Consumption (W/m ² , Max.)	609	609	625
	Power Supply (V)	100 to 240	100 to 240	100 to 240
	Frame Rate (Hz)	50 / 60	50 / 60	50 / 60
	Refresh Rate (Hz)	4,000	4,000	4,000
Operation Specifications	Lifetime (Half brightness)	100,000	100,000	100,000
	Operating Temperature (°C)	-20°C to +50°C	-20°C to +50°C	-20°C to +50°C
	Operating Humidity	< 90%RH	< 90%RH	< 90%RH
	IP rating Front	IP66	IP66	IP66
	IP rating Rear	IP66	IP66	IP66
Certification	Safety	IEC 60950-1 / EN 60950-1 / UL 60950-1	IEC 60950-1 / EN 60950-1 / UL 60950-1	IEC 60950-1 / EN 60950-1 / UL 60950-1
	EMC	FCC Class "A" / CE / KC	FCC Class "A" / CE / KC	FCC Class "A" / CE / KC
	Environment	RoHS	RoHS	RoHS
Controller		LCLH001	LCLH001	LCLH001

*Specifications are subject to change without notice and the lifetime (Half brightness) spec is subject to LED package spec.

		DOOH LBS Series		
Model Name		LBS083DA3-V	LBS100DA1-V	LBS100DA3-V
Physical Parameters	Pixel Configuration	3 in 1 SMD	3 in 1 SMD	3 in 1 SMD
	Pixel Pitch (mm)	8.33	10.00	10.00
	Module Resolution (W × H)	48 × 48	40 × 40	40 × 40
	Module Dimensions (W × H, mm)	400 × 400	400 × 400	400 × 400
	Weight per Module (kg)	2.45	2.45	2.45
	No. of Modules per Unit Case (W × H)	2 × 4	2 × 4	2 × 4
	Unit Case Resolution (W × H)	96 × 192	80 × 160	80 × 160
	Unit Case Dimensions (W × H × D, mm)	800 × 1,600 × 143.5	800 × 1,600 × 143.5	800 × 1,600 × 143.5
	Unit Case Surface Area (m ²)	1.280	1.280	1.280
	Weight per Unit Case (kg/unit)	40.0	40.0	40.0
	Weight per Square Meter (kg/m ²)	31.3	31.3	31.3
	Physical Pixel Density (pixels/m ²)	14,400	10,000	10,000
	Flatness of Unit Case (mm)	±1.0	±1.0	±1.0
	Unit Case Material	Aluminum	Aluminum	Aluminum
	Service Access	Front and Rear	Front and Rear	Front and Rear
Optical Specifications	Brightness (After Calibration)	6,000 cd/m ²	6,000 cd/m ²	6,000 cd/m ²
	Color Temperature	3,500 - 8,500	3,500 - 8,500	3,500 - 8,500
	Viewing Angle (H × V)	160 × 125	160 × 115	160 × 115
	Brightness Uniformity	≥97%	≥97%	≥97%
	Color Uniformity	±0.05Cx,Cy	±0.05Cx,Cy	±0.05Cx,Cy
	Contrast Ratio	3,000	3,000	3,000
	Processing Depth (bit)	16	16	16
Electrical Specifications	Power Consumption (W/Unit, Avg.)	320	300	300
	Power Consumption (W/Unit, Max.)	800	750	750
	Power Consumption (W/m ² , Max.)	625	586	586
	Power Supply (V)	100 to 240	100 to 240	100 to 240
	Frame Rate (Hz)	50 / 60	50 / 60	50 / 60
	Refresh Rate (Hz)	4,000	4,000	4,000
Operation Specifications	Lifetime (Half brightness)	100,000	100,000	100,000
	Operating Temperature (°C)	-20°C to +50°C	-20°C to +50°C	-20°C to +50°C
	Operating Humidity	< 90%RH	< 90%RH	< 90%RH
	IP rating Front	IP66	IP66	IP66
	IP rating Rear	IP66	IP66	IP66
Certification	Safety	IEC 60950-1 / EN 60950-1 / UL 60950-1	IEC 60950-1 / EN 60950-1 / UL 60950-1	IEC 60950-1 / EN 60950-1 / UL 60950-1
	EMC	FCC Class "A" / CE / KC	FCC Class "A" / CE / KC	FCC Class "A" / CE / KC
	Environment	RoHS	RoHS	RoHS
Controller		LCLH001	LCLH001	LCLH001

*Specifications are subject to change without notice and the lifetime (Half brightness) spec is subject to LED package spec.

		Standard LBE Series				
Model Name		LBE040DD4	LBE080DD3	LBE080DD4	LBE100DD3	LBE100DD4
Physical Parameters	Pixel Configuration	3 in 1 SMD	3 in 1 SMD	3 in 1 SMD	3 in 1 SMD	3 in 1 SMD
	Pixel Pitch (mm)	4.00	8.00	8.00	10.00	10.00
	Module Resolution (W × H)	80 × 60	40 × 30	40 × 30	32 × 24	32 × 24
	Module Dimensions (W × H, mm)	320 × 240	320 × 240	320 × 240	320 × 240	320 × 240
	Weight per Module (kg)	1.30	1.30	1.30	1.30	1.30
	No. of Modules per Unit Case (W × H)	2x3	2 × 3	2 × 3	2 × 3	2 × 3
	Unit Case Resolution (W × H)	160 × 180	80 × 90	80 × 90	64 × 72	64 × 72
	Unit Case Dimensions (W × H × D, mm)	640 × 720 × 90	640 × 720 × 90	640 × 720 × 90	640 × 720 × 90	640 × 720 × 90
	Unit Case Surface Area (m ²)	0.461	0.461	0.461	0.461	0.461
	Weight per Unit Case (kg/unit)	17.0	17.0	17.0	17.0	17.0
	Weight per Square Meter (kg/m ²)	36.9	36.9	36.9	36.9	36.9
	Physical Pixel Density (pixels/m ²)	62,500	15,625	15,625	10,000	10,000
	Flatness of Unit Case (mm)	±0.5	±0.5	±0.5	±0.5	±0.5
	Unit Case Material	Aluminum	Aluminum	Aluminum	Aluminum	Aluminum
	Service Access	Rear	Front or Rear	Front or Rear	Front or Rear	Front or Rear
Optical Specifications	Brightness (After Calibration)	5,000 cd/m ²	5,500 cd/m ²	5,000 cd/m ²	5,500 cd/m ²	5,000 cd/m ²
	Color Temperature	6,500	6,500	6,500	6,500	6,500
	Viewing Angle (H × V)	160 × 120	160 × 120	160 × 120	160 × 120	160 × 120
	Brightness Uniformity	≥97%	≥97%	≥97%	≥97%	≥97%
	Color Uniformity	±0.003Cx,Cy	±0.003Cx,Cy	±0.003Cx,Cy	±0.003Cx,Cy	±0.003Cx,Cy
	Contrast Ratio	5,000	5,000	5,000	5,000	5,000
	Processing Depth (bit)	14	14	14	14	14
Electrical Specifications	Power Consumption (W/Unit, Avg.)	120	100	100	100	100
	Power Consumption (W/Unit, Max.)	360	300	300	300	300
	Power Consumption (W/m ² , Max.)	780	650	650	650	650
	Power Supply (V)	100 to 240	100 to 240	100 to 240	100 to 240	100 to 240
	Frame Rate (Hz)	50 / 60	50 / 60	50 / 60	50 / 60	50 / 60
	Refresh Rate (Hz)	3,840	3,840	3,840	3,840	3,840
Operation Specifications	Lifetime (Half brightness)	50,000	80,000	50,000	80,000	50,000
	Operating Temperature (°C)	-10°C to +45°C	-10°C to +45°C	-10°C to +45°C	-10°C to +45°C	-10°C to +45°C
	Operating Humidity	0 - 80%RH	0 - 80%RH	0 - 80%RH	0 - 80%RH	0 - 80%RH
	IP rating Front	IP65	IP65	IP65	IP65	IP65
	IP rating Rear	IP54	IP54	IP54	IP54	IP54
Certification	Safety	IEC 60950-1 / EN 60950-1 / UL 60950-1	IEC 60950-1 / EN 60950-1 / UL 60950-1	IEC 60950-1 / EN 60950-1 / UL 60950-1	IEC 60950-1 / EN 60950-1 / UL 60950-1	IEC 60950-1 / EN 60950-1 / UL 60950-1
	EMC	FCC Class "A" / CE / KC	FCC Class "A" / CE / KC	FCC Class "A" / CE / KC	FCC Class "A" / CE / KC	FCC Class "A" / CE / KC
	Environment	RoHS	RoHS	RoHS	RoHS	RoHS
Controller		LCIN006	LCIN006	LCIN006	LCIN006	LCIN006

*Specifications are subject to change without notice and the lifetime (Half brightness) spec is subject to LED package spec.

		Standard LBE Series			
Model Name		LBE039DD3D	LBE039DD3	LBE039DD4D	LBE039DD4
Physical Parameters	Pixel Configuration	3 in 1 SMD	3 in 1 SMD	3 in 1 SMD	3 in 1 SMD
	Pixel Pitch (mm)	3.91	3.91	3.91	3.91
	Module Resolution (W × H)	64 × 128	64 × 128	64 × 128	64 × 128
	Module Dimensions (W × H, mm)	250 × 500	250 × 500	250 × 500	250 × 500
	Weight per Module (kg)	1.80	1.80	1.80	1.80
	No. of Modules per Unit Case (W × H)	2 × 1	2 × 2	2 × 1	2 × 2
	Unit Case Resolution (W × H)	128 × 128	128 × 256	128 × 128	128 × 256
	Unit Case Dimensions (W × H × D, mm)	500 × 500 × 68	500 × 1,000 × 68	500 × 500 × 68	500 × 1,000 × 68
	Unit Case Surface Area (m ²)	0.500	0.500	0.500	0.500
	Weight per Unit Case (kg/unit)	7.5	12.0	7.5	12.0
	Weight per Square Meter (kg/m ²)	30.0	24.0	30.0	24.0
	Physical Pixel Density (pixels/m ²)	65,536	65,536	65,536	65,536
	Flatness of Unit Case (mm)	±0.5	±0.5	±0.5	±0.5
	Unit Case Material	Magnesium	Magnesium	Magnesium	Magnesium
	Service Access	Front or Rear	Front or Rear	Front or Rear	Front or Rear
Optical Specifications	Brightness (After Calibration)	5,500 cd/m ²	5,500 cd/m ²	5,000 cd/m ²	5,000 cd/m ²
	Color Temperature	6,500	6,500	6,500	6,500
	Viewing Angle (H × V)	160 × 120	160 × 120	160 × 120	160 × 120
	Brightness Uniformity	97%	97%	97%	97%
	Color Uniformity	±0.003CxCy	±0.003CxCy	±0.003CxCy	±0.003CxCy
	Contrast Ratio	5,000	5,000	5,000	5,000
	Processing Depth (bit)	14	14	14	14
Electrical Specifications	Power Consumption (W/Unit, Avg.)	53	110	53	110
	Power Consumption (W/Unit, Max.)	160	330	160	330
	Power Consumption (W/m ² , Max.)	640	660	640	660
	Power Supply (V)	100 to 240	100 to 240	100 to 240	100 to 240
	Frame Rate (Hz)	50 / 60	50 / 60	50 / 60	50 / 60
	Refresh Rate (Hz)	3,000	3,000	3,840	3,840
Operation Specifications	Lifetime (Half brightness)	80,000	80,000	50,000	50,000
	Operating Temperature (°C)	-10°C to +45°C	-10°C to +45°C	-10°C to +45°C	-10°C to +45°C
	Operating Humidity	0 - 80%RH	0 - 80%RH	0 - 80%RH	0 - 80%RH
	IP rating Front	IP65	IP65	IP65	IP65
	IP rating Rear	IP54	IP54	IP54	IP54
Certification	Safety	IEC 60950-1 / EN 60950-1 / UL 60950-1	IEC 60950-1 / EN 60950-1 / UL 60950-1	IEC 60950-1 / EN 60950-1 / UL 60950-1	IEC 60950-1 / EN 60950-1 / UL 60950-1
	EMC	FCC Class "A" / CE / KC	FCC Class "A" / CE / KC	FCC Class "A" / CE / KC	FCC Class "A" / CE / KC
	Environment	RoHS	RoHS	RoHS	RoHS
Controller		LCIN006	LCIN006	LCIN006	LCIN006

*Specifications are subject to change without notice and the lifetime (Half brightness) spec is subject to LED package spec.

		Standard LBE Series			
Model Name		LBE046DD3D	LBE046DD3	LBE046DD4D	LBE046DD4
Physical Parameters	Pixel Configuration	3 in 1 SMD	3 in 1 SMD	3 in 1 SMD	3 in 1 SMD
	Pixel Pitch (mm)	4.63	4.63	4.63	4.63
	Module Resolution (W × H)	54 × 108	54 × 108	54 × 108	54 × 108
	Module Dimensions (W × H, mm)	250 × 500	250 × 500	250 × 500	250 × 500
	Weight per Module (kg)	1.80	1.80	1.80	1.80
	No. of Modules per Unit Case (W × H)	2 × 1	2 × 2	2 × 1	2 × 2
	Unit Case Resolution (W × H)	108 × 108	108 × 216	108 × 108	108 × 216
	Unit Case Dimensions (W × H × D, mm)	500 × 500 × 68	500 × 1,000 × 68	500 × 500 × 68	500 × 1,000 × 68
	Unit Case Surface Area (m ²)	0.500	0.500	0.500	0.500
	Weight per Unit Case (kg/unit)	7.5	12.0	7.5	12.0
	Weight per Square Meter (kg/m ²)	30.0	24.0	30.0	24.0
	Physical Pixel Density (pixels/m ²)	46,656	46,656	46,656	46,656
	Flatness of Unit Case (mm)	±0.5	±0.5	±0.5	±0.5
	Unit Case Material	Magnesium	Magnesium	Magnesium	Magnesium
	Service Access	Rear	Rear	Rear	Rear
Optical Specifications	Brightness (After Calibration)	5,500 cd/m ²	5,500 cd/m ²	5,000 cd/m ²	5,000 cd/m ²
	Color Temperature	6,500	6,500	6,500	6,500
	Viewing Angle (H × V)	160 × 120	160 × 120	160 × 120	160 × 120
	Brightness Uniformity	97%	97%	97%	97%
	Color Uniformity	±0.003CxCy	±0.003CxCy	±0.003CxCy	±0.003CxCy
	Contrast Ratio	5,000	5,000	5,000	5,000
	Processing Depth (bit)	14	14	14	14
Electrical Specifications	Power Consumption (W/Unit, Avg.)	53	110	53	110
	Power Consumption (W/Unit, Max.)	160	330	160	330
	Power Consumption (W/m ² , Max.)	640	660	640	660
	Power Supply (V)	100 to 240	100 to 240	100 to 240	100 to 240
	Frame Rate (Hz)	50 / 60	50 / 60	50 / 60	50 / 60
	Refresh Rate (Hz)	3,840	3,840	3,840	3,840
Operation Specifications	Lifetime (Half brightness)	80,000	80,000	50,000	50,000
	Operating Temperature (°C)	-10°C to +45°C	-10°C to +45°C	-10°C to +45°C	-10°C to +45°C
	Operating Humidity	0-80%RH	0-80%RH	0-80%RH	0-80%RH
	IP rating Front	IP65	IP65	IP65	IP65
	IP rating Rear	IP54	IP54	IP54	IP54
Certification	Safety	IEC 60950-1 / EN 60950-1 / UL 60950-1	IEC 60950-1 / EN 60950-1 / UL 60950-1	IEC 60950-1 / EN 60950-1 / UL 60950-1	IEC 60950-1 / EN 60950-1 / UL 60950-1
	EMC	FCC Class "A" / CE / KC	FCC Class "A" / CE / KC	FCC Class "A" / CE / KC	FCC Class "A" / CE / KC
	Environment	RoHS	RoHS	RoHS	RoHS
Controller		LCIN006	LCIN006	LCIN006	LCIN006

*Specifications are subject to change without notice and the lifetime (Half brightness) spec is subject to LED package spec.

		Standard LBE Series			
Model Name		LBE069DD3D	LBE069DD3	LBE069DD4D	LBE069DD4
Physical Parameters	Pixel Configuration	3 in 1 SMD	3 in 1 SMD	3 in 1 SMD	3 in 1 SMD
	Pixel Pitch (mm)	6.94	6.94	6.94	6.94
	Module Resolution (W × H)	36 × 72	36 × 72	36 × 72	36 × 72
	Module Dimensions (W × H, mm)	250 × 500	250 × 500	250 × 500	250 × 500
	Weight per Module (kg)	1.80	1.80	1.80	1.80
	No. of Modules per Unit Case (W × H)	2 × 1	2 × 2	2 × 1	2 × 2
	Unit Case Resolution (W × H)	72 × 72	72 × 144	72 × 72	72 × 72
	Unit Case Dimensions (W × H × D, mm)	500 × 500 × 68	500 × 1,000 × 68	500 × 500 × 68	500 × 1,000 × 68
	Unit Case Surface Area (m ²)	0.500	0.500	0.500	0.500
	Weight per Unit Case (kg/unit)	7.5	12.0	7.5	12.0
	Weight per Square Meter (kg/m ²)	30.0	24.0	30.0	24.0
	Physical Pixel Density (pixels/m ²)	20,736	20,736	20,736	20,736
	Flatness of Unit Case (mm)	±0.5	±0.5	±0.5	±0.5
	Unit Case Material	Magnesium	Magnesium	Magnesium	Magnesium
	Service Access	Rear	Rear	Rear	Rear
Optical Specifications	Brightness (After Calibration)	5,500 cd/m ²	5,500 cd/m ²	5,000 cd/m ²	5,000 cd/m ²
	Color Temperature	6,500	6,500	6,500	6,500
	Viewing Angle (H × V)	160 × 120	160 × 120	160 × 120	160 × 120
	Brightness Uniformity	97%	97%	97%	97%
	Color Uniformity	±0.003CxCy	±0.003CxCy	±0.003CxCy	±0.003CxCy
	Contrast Ratio	5,000	5,000	5,000	5,000
	Processing Depth (bit)	14	14	14	14
Electrical Specifications	Power Consumption (W/Unit, Avg.)	53	110	53	110
	Power Consumption (W/Unit, Max.)	160	330	160	330
	Power Consumption (W/m ² , Max.)	640	660	640	660
	Power Supply (V)	100 to 240	100 to 240	100 to 240	100 to 240
	Frame Rate (Hz)	50 / 60	50 / 60	50 / 60	50 / 60
	Refresh Rate (Hz)	3,840	3,840	3,840	3,840
Operation Specifications	Lifetime (Half brightness)	80,000	80,000	50,000	50,000
	Operating Temperature (°C)	-10°C to +45°C	-10°C to +45°C	-10°C to +45°C	-10°C to +45°C
	Operating Humidity	0 - 80%RH	0 - 80%RH	0 - 80%RH	0 - 80%RH
	IP rating Front	IP65	IP65	IP65	IP65
IP rating Rear	IP54	IP54	IP54	IP54	
Certification	Safety	IEC 60950-1 / EN 60950-1 / UL 60950-1	IEC 60950-1 / EN 60950-1 / UL 60950-1	IEC 60950-1 / EN 60950-1 / UL 60950-1	IEC 60950-1 / EN 60950-1 / UL 60950-1
	EMC	FCC Class "A" / CE / KC	FCC Class "A" / CE / KC	FCC Class "A" / CE / KC	FCC Class "A" / CE / KC
	Environment	RoHS	RoHS	RoHS	RoHS
Controller		LCIN006	LCIN006	LCIN006	LCIN006

*Specifications are subject to change without notice and the lifetime (Half brightness) spec is subject to LED package spec.

		High Brightness LBH Series	
Model Name		LBH106VD3-B	LBH160VD3DB
Physical Parameters	Pixel Configuration	Oval	Oval
	Pixel Pitch (mm)	10.66	16.00
	Module Resolution (W × H)	24 × 24	16 × 16
	Module Dimensions (W × H, mm)	256 × 256	256 × 256
	Weight per Module (kg)	1.60	1.60
	No. of Modules per Unit Case (W × H)	4 × 4	4 × 4
	Unit Case Resolution (W × H)	96 × 96	64 × 64
	Unit Case Dimensions (W × H × D, mm)	1,024 × 1,024 × 150	1,024 × 1,024 × 150
	Unit Case Surface Area (m ²)	1.000	1.048
	Weight per Unit Case (kg/unit)	60.0	60.0
	Weight per Square Meter (kg/m ²)	60.0	60.0
	Physical Pixel Density (pixels/m ²)	8,789	3,906
	Flatness of Unit Case (mm)	±0.5	±0.5
	Unit Case Material	Aluminum	Aluminum
	Service Access	Front or Rear	Front
Optical Specifications	Brightness (After Calibration)	6,000 cd/m ²	8,000 cd/m ²
	Color Temperature	6,500	6,500
	Viewing Angle (H × V)	160 × 120	160 × 120
	Brightness Uniformity	97%	97%
	Color Uniformity	±0.003CxCy	±0.003CxCy
	Contrast Ratio	5,000	5,000
	Processing Depth (bit)	14	16
Electrical Specifications	Power Consumption (W/Unit, Avg.)	220	220
	Power Consumption (W/Unit, Max.)	650	650
	Power Consumption (W/m ² , Max.)	650	650
	Power Supply (V)	100 to 240	100 to 240
	Frame Rate (Hz)	50 / 60	50 / 60
	Refresh Rate (Hz)	3,840	3,840
Operation Specifications	Lifetime (Half brightness)	80,000	80,000
	Operating Temperature (°C)	-10°C to +45°C	-10°C to +45°C
	Operating Humidity	0 - 80%RH	0 - 80%RH
	IP rating Front	IP65	IP65
IP rating Rear	IP65	IP65	
Certification	Safety	IEC 60950-1 / EN 60950-1 / UL 60950-1	IEC 60950-1 / EN 60950-1 / UL 60950-1
	EMC	FCC Class "A" / CE / KC	FCC Class "A" / CE / KC
	Environment	RoHS	RoHS
Controller		LCIN006	LCIN006



HIGH BRIGHTNESS

Outstanding Visibility with Reliable Performance

With superior picture quality and excellent durability, the display's eye-catching content will captivate customers even under direct sunlight or extreme environmental fluctuations.

Captivating High Brightness

LG high brightness displays provide a variety of options, from window-facing to outdoor floor-standing displays, tailored to the requirements of each space. No matter where they are installed, the visual impact they bring maximizes advertising effectiveness by catching the attention of passersby.



4,000 - 1,500 cd/m²

Visible with Polarized Sunglasses

QWP (Quarter Wave Plate) is applied, which enables clear visibility even when the viewer is wearing polarized sunglasses.



Auto Brightness Control

The screen brightness is automatically adjusted depending on the ambient light. The brightness is increased in light for better visibility, while it is decreased in darkness for efficient power management.



Auto Brightness

Conformal Coating

The product can be often unavoidably exposed to dust and water during maintenance. Conformal coating on every major circuit board eliminates such troubles by protecting it against dust, iron powder, humidity, etc.



Wide Range of Operating Temperature

The panel offers superb reliability under a wide range of operating temperatures*, so LG high brightness displays requires fewer constraints for installation, reducing additional costs for air conditioning system.



* The operating temperatures vary by model series.

Secured Protection with IP56 Design

Sealed with IP56* design for reliable operation, it is not only water proof but also weatherproof against the damaging effects of the sun, rain, snow, dust and wind, an essential feature for outdoor application.



* Exclusive to the XE series



webOS
Window Facing
75XS2E

- Ultra HD: 3,840 × 2,160
- Brightness (Typ.): 2,500 cd/m²
- Fan-less design for noise reduction
- Conformal coating on every circuit board

webOS
Window Facing
55/49XS4F

- Full HD: 1,920 × 1,080
- Brightness (Typ.): 4,000 cd/m²
- Operating temperature: 0°C to 45°C
- Conformal coating on every circuit board



* Models may vary by region. Check with local sales for availability.



webOS
Open Frame
75XF3C, 55/49XF3E

- Ultra HD: 3,840 × 2,160 (75")
Full HD: 1,920 × 1,080 (55"/49")
- Brightness (Typ.): 3,000 cd/m²
- Operating temperature: 0°C to 50°C
- Conformal coating on every circuit board

webOS
Open Frame
75XF3ES

- Ultra HD: 3,840 × 2,160
- Brightness (Typ.): 3,000 cd/m²
- Operating temperature: 0°C to 50°C
- Smart brightness compensation
- Optimized design for double-sided display
- Conformal coating on every circuit board



webOS
Open Frame
32XF1E

- Full HD: 1,920 × 1,080
- Brightness (Typ.): 1,500 cd/m²
- Operating temperature: 0°C to 50°C
- Conformal coating on every circuit board



webOS
Outdoor Display
86XE3FS


- Ultra HD: 3,840 × 2,160
- Brightness (Typ.): 3,000 cd/m²
- Operating temperature: -30°C to 50°C
- IP56 design
- Advanced thermal management (Filter-less)
- Smart brightness compensation
- Conformal coating on every circuit board

webOS
Outdoor Display
75XE3C

- Ultra HD: 3,840 × 2,160
- Brightness (Typ.): 3,000 cd/m²
- Operating temperature: -30°C to 50°C
- IP56 design
- Advanced thermal management (Filter-less)
- Optional stand accessory available
- Conformal coating on every circuit board



* Models may vary by region. Check with local sales for availability.



webOS
Outdoor Display
55/49XE4F

- Full HD: 1,920 × 1,080
- Brightness (Typ.): 4,000 cd/m²
- Operating temperature: -30°C to 50°C
- Slim and lightweight design for easy installation
- IP56 design
- Advanced thermal management (Filter-less)
- Conformal coating on every circuit board

webOS
Outdoor Display
49XE3E

- Full HD: 1,920 × 1,080
- Brightness (Typ.): 3,000 cd/m²
- Operating temperature: -30°C to 50°C
- IP56 design
- Replaceable front protective glass
- Optional stand accessories available (1×1, 1×3)
- Conformal coating on every circuit board



* Specifications are subject to change without notice

		75XS2E	55/49XS4F
Panel	Screen Size	75"	55", 49"
	Panel Technology	IPS, M+ (WRGB)	IPS, M+ (WRGB)
	Aspect Ratio	16 : 9	16 : 9
	Native Resolution	3,840 × 2,160 (UHD)	1,920 × 1,080 (FHD)
	Brightness	2,500 cd/m ² (Typ.), 2,250 cd/m ² (Min.)	4,000 cd/m ² (Typ.), 3,200 cd/m ² (Min.)
	Viewing Angle (H × V)	178 × 178	178 × 178
	Surface Treatment	AGLR (Haze 3%), QWP	AGLR (Haze 3%), QWP
	Lifetime (Typ.)	50,000 Hrs	50,000 Hrs
	Operation Hours	24Hrs	24Hrs
	Orientation	Landscape & Portrait	Landscape & Portrait
	Connectivity	Input	HDMI(2), DP, DVI-D, Audio, USB, SD Card
Output		DP, External Speaker	DP, External Speaker
External Control		RS232C In/out, RJ45 (LAN) In, IR In	RS232C In/out, RJ45 (LAN) In, IR In
Physical Specification	Bezel Color	Black	Black
	Bezel Width	11.8 mm (Even)	55": 12.0 mm (T/B), 9.9 mm (L/R) 49": 9.0 mm (T/B), 6.5 mm (L/R)
	Monitor Dimension (W × H × D)	1,675.2 × 953.6 × 116 mm	55": 1,235.5 × 709.4 × 85.4 mm (TBD) 49": 1,092.7 × 626.4 × 83.5 mm (TBD)
	Weight (Head)	43.0 kg	55": 24.7 kg (TBD), 49": 20.2 kg (TBD)
	VESA™ Standard Mount Interface	600 × 400 mm	600 × 400 mm
Environment Conditions	Operation Temperature	0°C to 40°C	0°C to 45°C
	Operation Humidity	10% to 80%	10% to 80%
Power	Power Supply	100-240V~, 50/60Hz	100-240V~, 50/60Hz
	Power Type	Built-In Power	Built-In Power
	Power Consumption	Typ.	585 W
Smart Energy Saving		280 W	TBD
Standard (Certification)	Safety	IEC 60950-1 / EN 60950-1 / UL 60950-1	IEC 60950-1 / EN 60950-1 / UL 60950-1
	EMC	FCC Class "A" / CE / KC / VCCI	FCC Class "A" / CE / KC / VCCI
	ErP / Energy Star	No / No	No / No

* Specifications are subject to change without notice

		75XF3C, 55/49XF3E	75XF3ES	32XF1E
Panel	Screen Size	75", 55", 49"	75"	32"
	Panel Technology	IPS, M+ (WRGB)	IPS, M+ (WRGB)	IPS
	Aspect Ratio	16 : 9	16 : 9	16 : 9
	Native Resolution	75": 3,840 × 2,160 (UHD) 55", 49": 1,920 × 1,080 (FHD)	3,840 × 2,160 (UHD)	1,920 × 1,080 (FHD)
	Brightness	3,000 cd/m ² (Typ.), 2,400 cd/m ² (Min.)	3,000 cd/m ² (Typ.), 2,800 cd/m ² (Min.)	1,500 cd/m ² (Typ.), 1,200 cd/m ² (Min.)
	Viewing Angle (H × V)	178 × 178	178 × 178	178 × 178
	Surface Treatment	AGLR (Haze 3%), QWP	AGLR (Haze 3%), QWP	LH (Haze 1%)
	Lifetime (Typ.)	50,000 Hrs	50,000 Hrs	50,000 Hrs
	Operation Hours	24Hrs	24Hrs	24Hrs
	Orientation	Landscape & Portrait (75": Clockwise)	Landscape & Portrait	Landscape & Portrait
	Connectivity	Input	HDMI (2), DP, DVI-D, Audio, USB, SD Card (75" Only)	HDMI (2), DP, DVI-D, Audio, USB
Output		DP, External Speaker	DP, External Speaker	Audio
External Control		RS232C In/out, RJ45 (LAN) In, IR In	RS232C In/out, RJ45 (LAN) In, IR In	RS232C In/out, RJ45 (LAN) In, IR In
Physical Specification	Bezel Color	Black	Black	Silver
	Bezel Width	75": 11.8 mm (Even) 55": 12 mm (T/B), 9.9 mm (L/R) 49": 9.0 mm (T/B), 6.5 mm (L/R)	11.8 mm (Even)	16.1 mm (T), 23.2 mm (B), 10.9 mm (L/R)
	Monitor Dimension (W × H × D)	75": 1,675.2 × 953.6 × 123.9 mm 55": 1,235.5 × 709.4 × 106.8 mm 49": 1,092.7 × 626.4 × 105 mm	1,675.2 × 953.6 × 128.9 mm	727.4 × 439.5 × 95 mm
	Weight (Head)	75": 36.7 kg 55": 26.5 kg 49": 21.5 kg	37.5 kg	12.3 kg
	VESA™ Standard Mount Interface	75": N/A 55"/49": 600 × 400 mm	N/A	N/A
Environment Conditions	Operation Temperature	0°C to 50°C	0°C to 50°C	0°C to 50°C
	Operation Humidity	75": 10% to 85% 55"/49": 10% to 80%	10% to 80%	10% to 80%
Power	Power Supply	100-240V~, 50/60Hz	100-240V~, 50/60Hz	100-240V~, 50/60Hz
	Power Type	Built-In Power	Built-In Power	Built-In Power
	Power Consumption	Typ.	75": 660 W, 55", 49": 250 W	620 W
Smart Energy Saving		75": 320 W, 55", 49": 120 W	350 W	75 W
Standard (Certification)	Safety	75": UL Recognized/CB 55", 49": IEC 60950-1 / EN 60950-1 / UL 60950-1	IEC 60950-1 / EN 60950-1 / UL 60950-1	IEC 60950-1 / EN 60950-1 / UL 60950-1
	EMC	75": FCC Class "A" / CE / KC 55", 49": FCC Class "A" / CE / KC	FCC Class "A" / CE / KC	FCC Class "A" / CE / KC
	ErP / Energy Star	No / No	No / No	No / No

* Specifications are subject to change without notice

		86XE3FS	75XE3C	
Panel	Screen Size	86"	75"	
	Panel Technology	IPS	IPS	
	Aspect Ratio	16 : 9	16 : 9	
	Native Resolution	3,840 × 2,160 (UHD)	3,840 × 2,160 (UHD)	
	Brightness	3,000 cd/m ² (Typ.), 2,800 cd/m ² (Min.)	3,000 cd/m ² (Typ.), 2,400 cd/m ² (Min.)	
	Viewing Angle (H × V)	178 × 178	178 × 178	
	Surface Treatment	AGLR (3%), QWP	AGLR (Haze 3%), QWP	
	Lifetime (Typ.)	50,000 Hrs	50,000 Hrs	
	Operation Hours	24Hrs	24Hrs	
	Orientation	Portrait	Portrait only	
Connectivity	Input	HDMI, DP, DVI-D, Audio, USB	HDMI, DP, DVI-D, Audio, USB, SD Card	
	Output	External Speaker	DP, External Speaker	
	External Control	RS232C In/out, RJ45 In, RJ45 Out (4), Ext IR In	RS232C In/out, RJ45 (LAN) In	
Physical Specification	Bezel Color	Black	Black	
	Bezel Width	101 mm (T/B), 135 mm (L/R)	110 mm (T), 230 mm (B), 73.3 mm (L/R)	
	Monitor Dimension (W × H × D)	1,338 × 2,100 × 187 mm	1,075.6 × 1,991.6 × 218.9 mm	
	Weight (Head)	TBD	180 kg	
	VESA™ Standard Mount Interface	N/A	N/A	
Environment Conditions	Operation Temperature	-30 °C to 50 °C	-30°C to 50°C	
	Operation Humidity	5 % to 100%	5% to 100%	
Power	Power Supply	100-240V-, 50/60Hz	100-240V-, 50/60Hz	
	Power Type	Built-In Power	Built-In Power	
	Power Consumption	Typ.	1,450 W	700 W
		Smart Energy Saving	650W	350 W
Standard (Certification)	Safety	UL / cUL / CB	UL / cUL / CB	
	EMC	FCC Class "A" / CE / KC	FCC Class "A" / CE / KC	
	ErP / Energy Star	Yes / No	No / No	
	Dust / Water Proofing	IP56	IP56	

* Specifications are subject to change without notice

		55/49XE4F	49XE3E	
Panel	Screen Size	55", 49"	49"	
	Panel Technology	IPS, M+ (WRGB)	IPS	
	Aspect Ratio	16 : 9	16 : 9	
	Native Resolution	1,920 × 1,080 (FHD)	1,920 × 1,080 (FHD)	
	Brightness	4,000 cd/m ² (Typ.), 3,200 cd/m ² (Min.)	3,000 cd/m ² (Typ.), 2,400 cd/m ² (Min.)	
	Viewing Angle (H × V)	178 × 178	178 × 178	
	Surface Treatment	AGLR (Haze 3%)	AGLR (Haze 3%), QWP	
	Lifetime (Typ.)	50,000 Hrs	50,000 Hrs	
	Operation Hours	24Hrs	24Hrs	
	Orientation	Landscape & Portrait	Portrait Only	
Connectivity	Input	HDMI (2), DP, USB (2)	HDMI, DP, DVI-D, Audio, USB	
	Output	External Speaker	DP, External Speaker	
	External Control	RS232C In/out, RJ45 In, HDBaseT, RJ45 Out, IR In/out	RS232C In/out, RJ45 (LAN) In/out	
Physical Specification	Bezel Color	Black	Black	
	Bezel Width	38.4 mm (T/B), 26.0 mm (L/R)	103 mm (T), 262 mm (B), 46.5 mm (L/R)	
	Monitor Dimension (W × H × D)	55": 737.4 × 1,292.5 × 88.0 mm 49": 656.2 × 1,153 × 88.0 mm	701 × 1,445 × 181 mm	
	Weight (Head)	TBD	58.6 kg	
	VESA™ Standard Mount Interface	No (Non-standard)	N/A	
Environment Conditions	Operation Temperature	-30°C to 50 °C	-30 °C to 50 °C	
	Operation Humidity	5 % to 100 %	5 % to 100 %	
Power	Power Supply	100-240V-, 50/60Hz	100-240V-, 50/60Hz	
	Power Type	Built-In Power	Built-In Power	
	Power Consumption	Typ.	TBD	270 W
		Smart Energy Saving	TBD	145 W
Standard (Certification)	Safety	UL / cUL / CB	UL / cUL / CB	
	EMC	FCC Class "A" / CE / KC	FCC Class "A" / CE / KC	
	ErP / Energy Star	Yes / N/A	No / No	
	Dust / Water Proofing	IP56	IP56	



VIDEO WALL

Artistic Immersion, Overwhelming Captivation

Seamlessly assembled on a large video wall screen, the impressive immersion generated by LG's extremely narrow bezel provides an extraordinary viewing experience.



Groundbreaking 0.44mm Even Bezel

LG introduced a groundbreaking bezel under 1 mm wide, which is almost as fine as the line drawn by a 0.4 mm ballpoint pen. The 0.44 mm even bezel - verified by Nemko* - provides a perfect and authentic seamless view, presenting vivid color expression with zero-distortion and superior image quality.




* The 0.44mm even panel bezel and 0.88mm BtB size (borderless type, no metal bezel) have been verified by Nemko, a global institution that tests and certifies electrical equipment.



A World-Class Bezel

The borderless design, with even bezels*, enables immersive and seamless viewing experiences on assembled video wall screens.



* SVH7F: 0.44mm even bezel, VH7E/VM5E: 0.9mm even bezel

Uniform Brightness


LG's LED backlight technology guarantees high brightness uniformity to ensure a clear picture. It generates high visibility and a consistent brightness across the whole screen.



* 55SVH7F: 91% (13 points) /Other LG video wall series: 90% (9 points)
Results based on in-house testing. Actual test results may differ depending on environment and measuring equipment.

Higher Viewing Angle


Large screens are usually positioned higher than human-eye level, making uniform picture quality essential for video walls. The viewing angle* of the LG video wall series is high enough to display vivid colors throughout the screen with no distortion.



* 55SVH7F: 60° /Other LG video walls: 45°
Results based on in-house testing. Actual test results may differ depending on environment and measuring equipment

Simple Adjustment for Picture Quality

LG's webOS based video wall boasts convenient functions* for maintaining consistent picture quality. The color temperature of the display can be easily adjusted in increments of 100K. In addition, you can modify each grey scale value to achieve more detailed and precise white balance adjustment. These are also surprisingly simple to manage using the remote control.



* Support may differ by model series

Image Gap Reduction


LG video wall includes an image improvement algorithm that can reduce image gaps among tiled displays when playing back videos. Objects located on the bezel boundaries are adjusted for a seamless viewing experience.



* Support may differ by model series

LAN Daisy Chain Performance

A LAN daisy chain* allows you to execute commands to control and monitor video walls and even update their firmwares at once.



*Support may differ by model series

* Models may vary by region. Check with local sales for availability.



webOS
0.44mm Even Bezel Video Wall
55SVH7F-A

- Full HD: 1,920 × 1,080
- Brightness (Typ.): 700 cd/m²
- Bezel: 0.44 mm (Even bezel)
* Bezel to bezel 0.88 mm / NEMKO certified
- Smart calibration supported

webOS
0.9mm Even Bezel Video Wall
55VH7E-A/VM5E, 49VH7E/VM5E

- Full HD: 1,920 × 1,080
- Brightness (Typ.): 700 cd/m² (VH7E),
500 cd/m² (VM5E)
- Bezel: 0.9 mm (Even bezel)
* Bezel to bezel 1.8 mm / NEMKO certified



webOS
High Brightness Video Wall
55VX1D

- Full HD: 1,920 × 1,080
- Brightness (Typ.): 1,500 cd/m²
- Bezel to bezel 3.5 mm
* Bezel: 2.25 mm (T/L), 1.25 mm (B/R)

3.5mm Video Wall
55LV77D/75D/35A

- Full HD: 1,920 × 1,080
- Brightness (Typ.): 700 cd/m² (LV77D),
500 cd/m² (LV75D/35A)
- Bezel to bezel 3.5 mm
* Bezel: 2.25 mm (T/L), 1.25 mm (B/R)



webOS
High Haze Video Wall
55VH7E-H

- Full HD: 1,920 × 1,080
- Brightness (Typ.): 700 cd/m²
- Bezel: 0.9 mm (Even bezel)
* Bezel to bezel 1.8 mm / NEMKO certified
- Haze 44%



3.5mm Video Wall
49VL7F/5F, 49VL5D (webOS)

- Full HD: 1,920 × 1,080
- Brightness (Typ.): 700 cd/m² (VL7F),
450 cd/m² (VL5D/F)
- Bezel to bezel 3.5 mm
* Bezel: 2.3 mm (T/L), 1.2 mm (B/R)

* Specifications are subject to change without notice

		55SVH7F-A	55VH7E-A/49VH7E	
Panel	Screen Size	55"	55", 49"	
	Panel Technology	IPS	IPS	
	Aspect Ratio	16 : 9	16 : 9	
	Native Resolution	1,920 × 1,080 (FHD)	1,920 × 1,080 (FHD)	
	Brightness (Typ.)	700 cd/m ²	700 cd/m ²	
	Viewing Angle (H × V)	178 × 178	178 × 178	
	Surface Treatment	Haze 3%	Haze 3%	
	Lifetime (Typ.)	60,000 Hrs	60,000 Hrs	
	Operation Hours	24 Hrs	24Hrs	
	Orientation	Landscape & Portrait	Landscape & Portrait	
Connectivity	Input	HDMI (2), DP, DVI-D, Audio, USB	HDMI (2), DP, DVI-D, Audio, USB	
	Output	DP, Audio	DP, Audio	
	External Control	RS232C In/out, RJ45(LAN) In/out, IR In	RS232C In/out, RJ45(LAN) In/out, IR In	
Physical Specification	Bezel Color	Black	Black	
	Bezel Width	0.44 mm (Even), BtoB ¹⁾ 0.88 mm	0.9 mm (Even), BtoB 1.8 mm	
	Monitor Dimension (W × H × D)	1,210.51 × 681.22 × 86.5 mm	55": 1,211.4 × 682.2 × 86.5 mm / 49": 1,075.7 × 605.8 × 86.2 mm	
	Weight (Head)	16.8 kg	55": 18.6 kg / 49": 17.5 kg	
	VESA™ Standard Mount Interface	600 × 400 mm	600 × 400 mm	
Environment Conditions	Operation Temperature	0°C to 40°C	0°C to 40°C	
	Operation Humidity	10% to 80%	10% to 80%	
Power	Power Supply	100-240V~, 50/60Hz	100-240V~, 50/60Hz	
	Power Type	Built-In Power	Built-In Power	
	Power Consumption	Typ.	170 W	55": 220 W / 49": 150 W
		Smart Energy Saving	110 W	55": 110 W / 49": 80 W
Standard (Certification)	Safety	IEC 60950-1 / EN 60950-1 / UL 60950-1	IEC 60950-1 / EN 60950-1 / UL 60950-1	
	EMC	FCC Class "A" / CE / KC	FCC Class "A" / CE / KC	
	ErP / Energy Star	N/A / Yes (Energy Star 7.0)	N/A / Yes (Energy Star 7.0)	
Media Player Compatibility	OPS Type Compatible	Yes	Yes	
	External Media Player Attachable	Yes	Yes	

1) BtoB: Panel bezel to bezel

* Specifications are subject to change without notice

		55/49VM5E	55VH7E-H	
Panel	Screen Size	55", 49"	55"	
	Panel Technology	IPS	IPS	
	Aspect Ratio	16 : 9	16 : 9	
	Native Resolution	1,920 × 1,080 (FHD)	1,920 × 1,080 (FHD)	
	Brightness (Typ.)	500 cd/m ²	700 cd/m ²	
	Viewing Angle (H × V)	178 × 178	178 × 178	
	Surface Treatment	Haze 3%	Haze 44%	
	Lifetime (Typ.)	60,000 Hrs	60,000 Hrs	
	Operation Hours	24Hrs	24Hrs	
	Orientation	Landscape & Portrait	Landscape & Portrait	
Connectivity	Input	HDMI (2), DP, DVI-D, Audio, USB	HDMI (2), DP, DVI-D, Audio, USB	
	Output	DP, Audio	DP, Audio	
	External Control	RS232C In/out, RJ45(LAN) In/out, IR In	RS232C In/out, RJ45(LAN) In/out, IR In	
Physical Specification	Bezel Color	Black	Black	
	Bezel Width	0.9 mm (Even), BtoB ¹⁾ 1.8 mm	0.9 mm (Even), BtoB 1.8 mm	
	Monitor Dimension (W × H × D)	55": 1,211.4 × 682.2 × 86.5 mm / 49": 1,075.7 × 605.8 × 86.2 mm	1,211.4 × 682.2 × 86.5 mm	
	Weight (Head)	55": 18.6 kg / 49": 17.5 kg	18.6 kg	
	VESA™ Standard Mount Interface	600 × 400 mm	600 × 400 mm	
Environment Conditions	Operation Temperature	0°C to 40°C	0°C to 40°C	
	Operation Humidity	10% to 80%	10% to 80%	
Power	Power Supply	100-240V~, 50/60Hz	100-240V~, 50/60Hz	
	Power Type	Built-In Power	Built-In Power	
	Power Consumption	Typ.	55": 150 W / 49": 120 W	220 W
		Smart Energy Saving	55": 80 W / 49": 70 W	110 W
Standard (Certification)	Safety	IEC 60950-1 / EN 60950-1 / UL 60950-1	IEC 60950-1 / EN 60950-1 / UL 60950-1	
	EMC	FCC Class "A" / CE / KC	FCC Class "A" / CE / KC	
	ErP / Energy Star	N/A / Yes (Energy Star 7.0)	N/A / Yes (Energy Star 7.0)	
Media Player Compatibility	OPS Type Compatible	Yes	Yes	
	External Media Player Attachable	Yes	Yes	

* Specifications are subject to change without notice

		55VX1D	55LV77D/75D/35A
Panel	Screen Size	55"	55"
	Panel Technology	IPS	IPS
	Aspect Ratio	16 : 9	16 : 9
	Native Resolution	1,920 x 1,080 (FHD)	1,920 x 1,080 (FHD)
	Brightness (Typ.)	1,500 cd/m ²	LV77D: 700 cd/m ² , LV75D/35A: 500 cd/m ²
	Viewing Angle (H x V)	178 x 178	178 x 178
	Surface Treatment	Hard Coating (2H), Anti-glare Treatment of the Front Polarizer (Haze 3% (Typ.))	LV77D: Hard Coating (3H), Anti-reflection Treatment of the Front Polarizer (Reflectance <2%) LV75D/35A: Hard Coating (3H), Anti-glare Treatment of the Front Polarizer (Haze 10%)
	Lifetime (Typ.)	60,000 Hrs	60,000 Hrs
	Operation Hours	24Hrs	24Hrs
	Orientation	Landscape & Portrait	Landscape & Portrait
Connectivity	Input	HDMI, DP, DVI-D, RGB, Audio, USB	LV77/75D: HDMI, DP, DVI-D, RGB, Audio, USB LV35A: HDMI, DVI-D, RGB, USB
	Output	DP, Audio	LV77/75D: DP, Audio LV35A: DVI-D
	External Control	RS232C In/out RJ45(LAN) In/out, IR In	RS232C In/out, RJ45(LAN) In, IR In
Physical Specification	Bezel Color	Black	Black
	Bezel Width	2.25 mm (T/L) / 1.25 mm (B/R), BtoB ¹⁾ 3.5 mm	2.25 mm (T/L) / 1.25 mm (B/R), BtoB 3.5 mm
	Monitor Dimension (W x H x D)	1,213.4 x 684.2 x 92.8 mm	1,213.4 x 684.2 x 88.5 mm
	Weight (Head)	23.5 kg	23.2 kg
	VESA™ Standard Mount Interface	600 x 400 mm	600 x 400 mm
Environment Conditions	Operation Temperature	0°C to 40°C	0°C to 40°C
	Operation Humidity	10% to 80%	10% to 80%
Power	Power Supply	100-240V~, 50/60Hz	100-240V~, 50/60Hz
	Power Type	Built-In Power	Built-In Power
	Power Consumption	Typ. Smart Energy Saving	250 W 213 W
Standard (Certification)	Safety	UL / cUL / CB / TUV / KC	UL / cUL / CB / TUV / KC
	EMC	FCC Class "A" / CE / KC	FCC Class "A" / CE / KC
	ErP / Energy Star	N/A / Yes (Energy Star 7.0)	LV77D: N/A / No, LV75D, LV35A: N/A / Yes (Energy Star 7.0)
Media Player Compatibility	OPS Type Compatible	No	No
	External Media Player Attachable	Yes	Yes

1) BtoB: Panel bezel to bezel

* Specifications are subject to change without notice

		49VL7F	49VL5D	49VL5F
Panel	Screen Size	49"	49"	49"
	Panel Technology	IPS	IPS	IPS
	Aspect Ratio	16 : 9	16 : 9	16 : 9
	Native Resolution	1,920 x 1,080 (FHD)	1,920 x 1,080 (FHD)	1,920 x 1,080 (FHD)
	Brightness (Typ.)	700 cd/m ²	450 cd/m ²	450 cd/m ²
	Viewing Angle (H x V)	178 x 178	178 x 178	178 x 178
	Surface Treatment	Haze 3%	Hard Coating (3H), Anti-glare Treatment of the Front Polarizer (Haze 10%)	Haze 3%
	Lifetime (Typ.)	50,000 Hrs	50,000 Hrs	50,000 Hrs
	Operation Hours	24Hrs	24Hrs	24Hrs
	Orientation	Landscape & Portrait	Landscape & Portrait	Landscape & Portrait
Connectivity	Input	HDMI, DP, DVI-D, RGB, USB	HDMI, DP, DVI-D, RGB, Audio, USB	HDMI, DP, DVI-D, RGB, USB
	Output	DP, Audio	DP, Audio	DP, Audio
	External Control	RS232C In/out, RJ45(LAN) In, IR In	RS232C In/out, RJ45(LAN) In/out, IR In	RS232C In/out, RJ45(LAN) In, IR In
Physical Specification	Bezel Color	Black	Black	Black
	Bezel Width	2.3 mm (T/L) / 1.2 mm (B/R) BtoB 3.5 mm	2.3 mm (T/L) / 1.2 mm (B/R) BtoB 3.5 mm	2.3 mm (T/L) / 1.2 mm (B/R) BtoB 3.5 mm
	Monitor Dimension (W x H x D)	1,077.6 x 607.8 x 89.7 mm	1,077.6 x 607.8 x 89.7 mm	1,077.6 x 607.8 x 89.7 mm
	Weight (Head)	17.8 kg	17.8 kg	17.8 kg
	VESA™ Standard Mount Interface	600 x 400 mm	600 x 400 mm	600 x 400 mm
Environment Conditions	Operation Temperature	0°C to 40°C	0°C to 40°C	0°C to 40°C
	Operation Humidity	10% to 80%	10% to 80%	10% to 80%
Power	Power Supply	100-240V~, 50/60Hz	100-240V~, 50/60Hz	100-240V~, 50/60Hz
	Power Type	Built-In Power	Built-In Power	Built-In Power
	Power Consumption	Typ. Smart Energy Saving	TBD TBD	93 W 50 W
Standard (Certification)	Safety	IEC 60950-1 / EN 60950-1 / UL 60950-1	UL / cUL / CB / TUV / KC	UL / cUL / CB / TUV / KC
	EMC	FCC Class "A" / CE / KC	FCC Class "A" / CE / KC	FCC Class "A" / CE / KC
	ErP / Energy Star	N/A / Yes (Energy Star 7.0)	N/A / Yes (Energy Star 7.0)	N/A / Yes (Energy Star 7.0)
Media Player Compatibility	OPS Type Compatible	No	No	No
	External Media Player Attachable	Yes	Yes	Yes




ULTRA STRETCH

Space Fitting Design for Effective Advertising

The unique bar-type displays are ideal for showing vertical or horizontal objects without truncation or compound content composed of video and text. Placed on pillars or any long structures, they provide an extraordinary viewing experience.


Extended Wide Format with UHD Resolution

This bar-type screen is the most promising display for advertisement and information delivery with clear and vivid colors, placed in anywhere.



Effective Content Delivery

Compound content composed of video and text can be organized flexibly as the user sees fit, something which ordinary displays with a 16:9 ratio fail to achieve due to space limitations. Also, vertical or horizontal objects are seamlessly shown, providing realistic viewing experiences.



Multi Screen Mode with 4PBP

The usability of Ultra Stretch displays is maximized with PBP (Picture-by-Picture) feature. A variety of images and information can be delivered simultaneously in portrait or landscape orientation, making it appear that multiple displays are being used.



Easy Content Editing via SuperSign Media Editor

With the LG SuperSign Media Editor, users can not only create content using various images or a video clip, but also easily edit original content to fit 58:9 or 32:9 unique ratio.



LAN Daisy Chain Management

A LAN daisy chain is supported, allowing you to execute commands to control and monitor the displays and even update their firmware.



* Models may vary by region. Check with local sales for availability.



webOS
32:9 Ultra Stretch
88BH7F

- Resolution: 3,840 × 1,080
- Brightness (Typ.): 700 cd/m²
- Bezel: 5.9mm (T/B), 4.4mm (L/R)
- Dimension: 2,158.3 × 611.2 × 84.8 mm
- Tiling and LAN daisy chain



webOS
58:9 Ultra Stretch
86BH7F/5F

- Resolution: 3,840 × 600
- Brightness (Typ.): 700 cd/m² (BH7F), 500 cd/m² (BH5F)
- Bezel: 5.9 mm (T/B), 4.4 mm (L/R)
- Dimension: 2,158.3 × 348.5 × 81.7 mm
- Tiling and LAN daisy chain

* Specifications are subject to change without notice

		88BH7F	86BH7F/5F
Panel	Screen Size	88"	86"
	Panel Technology	IPS	IPS
	Aspect Ratio	32:9	58:9
	Native Resolution	3,840 × 1,080 (UHD)	3,840 × 600 (UHD)
	Brightness (Typ.)	700 cd/m ²	BH7F: 700 cd/m ² BH5F: 500 cd/m ²
	Viewing Angle (H × V)	178 × 178	178 × 178
	Surface Treatment	AGLR (Haze 3%)	AGP (Haze 10%)
	Lifetime (Typ.)	50,000 Hrs	50,000 Hrs
	Operation Hours	24Hrs	24Hrs
	Orientation	Landscape & Portrait	Landscape & Portrait
Connectivity	Input	HDMI (3), DP, OPS, DVI-D, Analog Audio, USB (2), SD Card	HDMI (3), DP, OPS, DVI-D, Analog Audio, USB (2), SD Card
	Output	DP, Analog Audio (Line Out)	DP, Analog Audio (Line Out)
	External Control	RS232C In/out, RJ45 (LAN) In/out, IR & Light Sensor In	RS232C In/out, RJ45 (LAN) In/out, IR & Light Sensor In
Physical Specification	Bezel Color	Black	Black
	Bezel Width	5.9 mm (T/B), 4.4 mm (L/R)	5.9 mm (T/B), 4.4 mm (L/R)
	Monitor Dimension (W × H × D)	2,158.3 × 611.2 × 84.8 mm	2,158.3 × 348.5 × 81.7 mm
	Weight (Head)	34.2 kg	20.5 kg
	VESA™ Standard Mount Interface	600 × 400 mm	600 × 200 mm
Environment Conditions	Operation Temperature	0 °C to 40 °C	0 °C to 40 °C
	Operation Humidity	10 % to 80 %	10 % to 80 %
Power	Power Supply	100-240V~, 50/60Hz	100-240V~, 50/60Hz
	Power Type	Built-In Power	Built-In Power
	Power Consumption Typ.	400 W	215 W (BH7F), 180 W (BH5F)
Standard (Certification)	Safety	UL / cUL / CB / TUV / KC	UL / cUL / CB / TUV / KC
	EMC	FCC Class "A" / CE / KC	FCC Class "A" / CE / KC
	ErP / Energy Star	Class C* / N/A	N/A / N/A
Media Player Compatibility	OPS Type Compatible	Yes	Yes
	External Media Player Attachable	No	No

* N/A for EU ErP



INTERACTIVE

Smart Collaboration beyond Touch Experience

The LG Interactive Digital Board (IDB) boosts meeting productivity by encouraging participants to freely share their ideas on the screen using intuitive touch and embedded collaboration solutions.


Outstanding Touch Performance

With the advanced built-in touch displays and high-performance SoC, the screen recognizes even the smallest points and instantly shows the response to the touch point. So, various touch-based solutions can be applied for customer interactions.



Smart Collaboration beyond Touch Experience

For effective collaboration, the embedded IDB (Interactive Digital Board) app offers user-friendly writing software and collaboration solutions* which enable each participant to share their laptop screens, write on the shared screens, and save annotations.



* Support may differ by model series

Multi Touch Experience


Capable of recognizing multi point-touches* at once, the screen enables various touch applications to be applied as well as provides users more realistic and interesting touch experiences.



* Touch points can vary depending on the models and connection environment.

Vivid Color Details with Ultra HD

With LG IDB's UHD resolution*, users can view content in the finest detail, even with full zoom-in. UHD provides the highest-quality media experience at four times higher definition than FHD.



* Exclusive to the 86TR3E, 75TC3D, 55TC3CD model

FULL HD

ULTRA HD

Easy Touch Navigator on Display

Providing optimal ease of use, LG IDB users can run desired functions or change settings by softly pressing the screen to call up the Touch Menu*.



* Support may differ by model series

** The menu design (GUI) may differ by model series.

Compatibility with AV Control System

LG touch displays have been certified Crestron Connected® for a higher level of compatibility with professional AV controls to achieve seamless integration and automated control*, boosting business management efficiency.



* Network-based control, except the 55TC3CD mode



webOS
Interactive Digital Board
86TR3E

- Ultra HD: 3,840 × 2,160
- Brightness (Typ., module): 410 cd/m²
- Built-in InGlass™ touch
- Multi-touch max. 20 points
- Embedded IDB app
- Built-in speaker

webOS
Interactive Digital Board
75/55TC3D

- Ultra HD: 3,840 × 2,160 (75"), Full HD: 1,920 × 1,080
- Brightness (Typ., module): 500 cd/m² (75"), 450 cd/m² (55")
- Built-in P-Cap touch
- Multi-touch max. 40 points
- Embedded IDB app
- Built-in speaker



webOS
P-Cap Touch Display
55TC3D

- Ultra HD: 3,840 × 2,160
- Brightness (Typ., module): 500 cd/m²
- Built-in P-Cap touch
- Multi-touch max. 40 points

* Models may vary by region. Check with local sales for availability.



webOS
IR Touch Display
55/49/43/32TA3E

- Full HD: 1,920 × 1,080
- Brightness (Typ., module): 450 cd/m², 400 cd/m² (32")
- Built-in IR touch
- Multi-touch max. 10 points
- Embedded IDB app (Writing only)
- Built-in speaker

Touch Overlay
KT-T75/65/55/49/43/32E

- IR touch
- Multi-touch max. 10 points
- Compatible with various LG digital signages
- Supported operating system:
Windows (7, 8, 8.1, 10),
Mac OS X(10.9, 10.10, single touch only),
Android (Kernal version 3.5+),
Linux (Kernal version 3.5+),
Chrome (39 over)



* Specifications are subject to change without notice

		86TR3E	75/55TC3D
Panel	Screen Size	86"	75", 55"
	Panel Technology	IPS	IPS
	Aspect Ratio	16 : 9	16 : 9
	Native Resolution	3,840 × 2,160 (UHD)	75": 3,840 × 2,160 (UHD) 55": 1,920 × 1,080 (FHD)
	Brightness (Typ.)	410 cd/m ² (Module)	75": 500 cd/m ² (Module), 55": 450 cd/m ² (Module)
	Viewing Angle (H × V)	178 × 178	178 × 178
	Surface Treatment	Haze 3%	75": Haze 3%, 55": Haze 1%
	Lifetime (Typ.)	30,000 Hrs	50,000 Hrs
	Operation Hours	16 Hrs	24 Hrs
	Orientation	Landscape	Landscape & Portrait
Connectivity	Input	HDMI (3), DP, DVI-D, RGB, Audio, USB (2), OPS USB	HDMI (3), DP, DVI-D, RGB, Audio, USB (2), OPS USB
	Output	Touch USB (2)	Touch USB (2)
	External Control	RS232C In/out, RJ45 In	RS232C In/out, RJ45 In
Physical Specification	Bezel Color	Black	-
	Bezel Width	50.7 mm (T/L/R), 62.2 mm (B)	75": 41.6 mm (Even) 55": 31.6 mm (T), 32.3 mm (L/R), 37.7 mm(B)
	Monitor Dimension (W × H × D)	2,026.9 × 1,180.3 × 79.5 mm (w/o Handle)	75": 1,760.9 × 1,011.1 × 69.7 mm (w/o Handle), 55": 1,276.4 × 751.9 × 63.9 mm
	Weight (Head)	85.8 kg	75": 74.5 kg, 55": 30.1 kg
	VESA™ Standard Mount Interface	600 × 400 mm	75": 600 × 400 mm, 55": 300 × 300 mm
Environment Conditions	Operation Temperature	0°C to 40°C	0°C to 40°C
	Operation Humidity	10% to 80%	10% to 80%
Power	Power Supply	100-240V~, 50/60Hz	100-240V~, 50/60Hz
	Power Type	Built-In Power	Built-In Power
	Power Consumption	Typ. ≤ 330 W Smart Energy Saving ≤ 200 W	75": ≤ 240 W, 55": ≤ 100 W 75": ≤ 170 W, 55": ≤ 70 W
Audio	Built-in Speaker	20 W (10W × 2)	20 W (10W × 2)
Standard (Certification)	Safety	UL / cUL / CB / TUV / KC	UL / cUL / CB / TUV / KC
	EMC	FCC Class "A" / CE / KC	FCC Class "A" / CE / KC
	ErP / Energy Star	No / No	No / No
Media Player Compatibility	OPS Type Compatible	Yes	Yes
	External Media Player Attachable	No	No
Touch Specifications	Touch Type	InGlass™ ¹⁾	P-Cap (Ag Metal Mesh)
	Available Object Size for Touch	Ø 6 mm ↑	Ø 6 mm ↑
	Accuracy	2 mm	2 mm
	Interface	USB 2.0	USB 2.0
	Protection Glass Thickness	4T (Anti-Glare)	75": 4T (Anti-Glare), 55": 3.2T (Anti-Glare)
	Multi Touch Point ²⁾	Max. 20 Points	Max. 40 Points

1) FlatFlog's InGlass™ technology.

2) Touch points can vary depending on the connection environment.

3) Additional software is required for touch performance.

* Specifications are subject to change without notice

		55TC3CD	55/49/43/32TA3E
Panel	Screen Size	55"	55", 49", 43", 32"
	Panel Technology	IPS	IPS
	Aspect Ratio	16 : 9	16 : 9
	Native Resolution	3,840 × 2,160 (UHD)	1,920 × 1,080 (FHD)
	Brightness (Typ.)	500 cd/m ² (Module)	55", 49", 43": 450 cd/m ² (Module) 32": 400 cd/m ² (Module)
	Viewing Angle (H × V)	178 × 178	178 × 178
	Surface Treatment	Haze 1%	Haze 1%
	Lifetime (Typ.)	50,000 Hrs	50,000 Hrs
	Operation Hours	24Hrs	24 Hrs
	Orientation	Landscape & Portrait	Landscape & Portrait
Connectivity	Input	HDMI (2), DP, DVI-D, Audio, USB, USB (Type A for Wi-Fi Dongle), SD Card	HDMI (2), DP, DVI-D, RGB, Audio In, USB
	Output	DP, Audio, External Speaker, Touch USB 2.0	DP, Audio Out
	External Control	RS232C In/out, RJ45 (LAN) In, IR&Light Receiver In, Pixel Sensor In	RS232C In/out, RJ45 (LAN) In, IR Receiver In, Pixel Sensor In
Physical Specification	Bezel Color	Black	Black
	Bezel Width	32.9 mm (T), 36.5 mm (B), 32.4 mm (L/R)	32.7 mm (Even)
	Monitor Dimension (W × H × D)	1,276.4 × 751.9 × 63.9 mm	55": 1,278 × 748.8 × 71.4 mm, 49": 1,142.2 × 672.4 × 71.4 mm, 43": 1,009.6 × 597.8 × 71.4 mm, 32": 768.4 × 462.9 × 74.5 mm
	Weight (Head)	29.1 kg	55": 28.0 kg, 49": 22.3 kg, 43": 17.1 kg, 32": 10.3 kg
	VESA™ Standard Mount Interface	300 × 300 mm	55", 49": 300 × 300 mm, 43", 32": 200 × 200 mm
Environment Conditions	Operation Temperature	0°C to 40°C	0°C to 40°C
	Operation Humidity	10% to 80%	10% to 80%
Power	Power Supply	100-240V~, 50/60Hz	100-240V~, 50/60Hz
	Power Type	Built-In Power	Built-In Power
	Power Consumption	Typ. 140 W Smart Energy Saving 80 W	55": 100 W, 49": 85 W, 43": 75 W, 32": 60 W 55": 70 W, 49": 60 W, 43": 55 W, 32": 45 W
Standard (Certification)	Safety	UL / cUL	UL / cUL / CB / TUV / KC
	EMC	FCC Class "A"	FCC Class "A" / CE / KC
	ErP / Energy Star	N/A / Yes (Energy Star 7.0)	N/A / N/A
Media Player Compatibility	OPS Type Compatible	Yes	Yes
	External Media Player Attachable	No	Yes
Touch Specifications	Touch Type	P-Cap ³⁾	IR (Scattering)
	Available Object Size for Touch	Ø 6 mm ↑	Ø 6 mm ↑
	Accuracy	2 mm ± 0.2 mm	Less than 2 mm
	Interface	USB 2.0	USB 2.0
	Protection Glass Thickness	3.2T (Anti-Glare)	2.8T (Anti-glare)
	Multi Touch Point ²⁾	Max. 40 Points	Max 10 Points

* Specifications are subject to change without notice

		KT-T75E	KT-T65E	KT-T55E
Panel	Screen Size	75"	65"	55"
	Compatible Products	75UH5E, 75UM3E, 75UH5C, 75UM3C	65SM5(K)D, 65SE3(K)D	55SH7(P)E, 55SH7DD/E, 55SM5(K)D/E, 55SL5B/E, 55SL5PE, 55SM3C, 55SE3(K)D/DD/E
	Brightness (Typ.)	N/A (Max 20% Brightness Reduction with Protection Glass)	N/A (Max 20% Brightness Reduction with Protection Glass)	N/A (Max 20% Brightness Reduction with Protection Glass)
	Orientation	Landscape & Portrait	Landscape & Portrait	Landscape & Portrait
Connectivity	Input	USB	USB	USB
Physical Specification	Bezel Color	Black	Black	Black
	Bezel Width	32.7 mm	32.7 mm	32.7 mm
	Overlay Dimension (W × H × D)	1,722.1 × 1,000.3 × 29.3 mm	1,496.9 × 871.9 × 29.3 mm	1,278.0 × 748.8 × 29.3 mm
	Weight (Head)	17 kg	12.9 kg	10.2 kg
Environment Conditions	Operation Temperature	0°C to 40°C	0°C to 40°C	0°C to 40°C
	Operation Humidity	10% to 80%	10% to 80%	10% to 80%
Power	Power Supply	USB	USB	USB
	Power Consumption	Max. 1.8W	Max. 1.8W	Max. 1.8W
Touch Specifications	Touch Type	IR (Infrared Rays) Scattering	IR (Infrared Rays) Scattering	IR (Infrared Rays) Scattering
	Available Object Size for Touch	Ø6 mm↑ (Single), Ø8 mm↑ (Multi)	Ø6 mm↑ (Single), Ø8 mm↑ (Multi)	Ø6 mm↑ (Single), Ø8 mm↑ (Multi)
	Accuracy	2 mm ↓ (Over 90% Area)	2 mm ↓ (Over 90% Area)	2 mm ↓ (Over 90% Area)
	Interface	USB	USB	USB
	Protection Glass Thickness	3.2T (Anti-Glare)	2.8T (Anti-Glare)	2.8T (Anti-Glare)
	Multi Touch Point ¹⁾	Max 10 Points	Max 10 Points	Max 10 Points

1) Touch points can vary depending on the connection environment.

* Specifications are subject to change without notice

		KT-T49E	KT-T43E	KT-T32E
Panel	Screen Size	49"	43"	32"
	Compatible Products	49SH7(P)E, 49SH7DD/E, 49SM5(K)D/E, 49SL5B/E, 49SL5PE, 49SM3C, 49SE3(K)D/DD/E	43SH7(P)E, 43SH7DD/E, 43SM5(K)D/E, 43SL5B/E, 43SL5PE, 43SM3C, 43SE3(K)D/DD/E	32SM5(K)D/E, 32SE3(K)D/E
	Brightness (Typ.)	N/A (Max 20% Brightness Reduction with Protection Glass)	N/A (Max 20% Brightness Reduction with Protection Glass)	N/A (Max 20% Brightness Reduction with Protection Glass)
	Orientation	Landscape & Portrait	Landscape & Portrait	Landscape & Portrait
Connectivity	Input	USB	USB	USB
Physical Specification	Bezel Color	Black	Black	Black
	Bezel Width	32.7 mm	32.7 mm	32.7 mm
	Overlay Dimension (W × H × D)	1,142.2 × 672.4 × 29.3 mm	1,009.6 × 597.8 × 29.3 mm	768.4 × 462.9 × 29.3 mm
	Weight (Head)	7.8 kg	6.4 kg	4.2 kg
Environment Conditions	Operation Temperature	0°C to 40°C	10% to 80%	0°C to 40°C
	Operation Humidity	10% to 80%	10% to 80%	10% to 80%
Power	Power Supply	USB	USB	USB
	Power Consumption	Max. 1.8W	Max. 1.8W	Max. 1.8W
Touch Specifications	Touch Type	IR (Infrared Rays) Scattering	IR (Infrared Rays) Scattering	IR (Infrared Rays) Scattering
	Available Object Size for Touch	Ø6 mm↑ (Single), Ø8 mm↑ (Multi)	Ø6 mm↑ (Single), Ø8 mm↑ (Multi)	Ø6 mm↑ (Single), Ø8 mm↑ (Multi)
	Accuracy	2 mm ↓ (Over 90% Area)	2 mm ↓ (Over 90% Area)	2 mm ↓ (Over 90% Area)
	Interface	USB	USB	USB
	Protection Glass Thickness	2.8T (Anti-Glare)	2.8T (Anti-Glare)	2.8T (Anti-Glare)
	Multi Touch Point ¹⁾	Max 10 Points	Max 10 Points	Max 10 Points



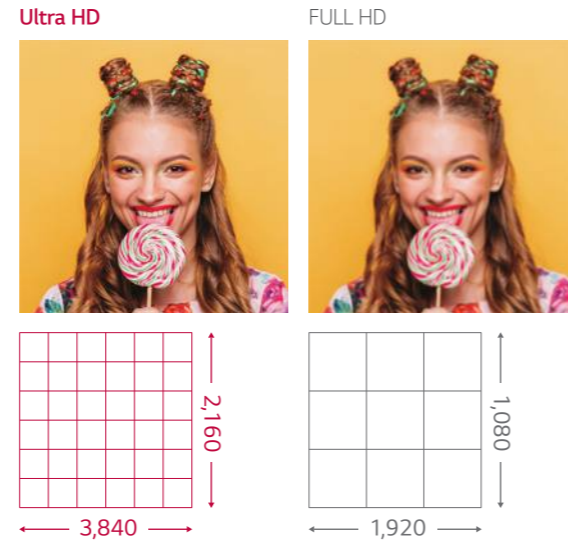
ULTRA HD STAND-ALONE

Absolute Color Vividness on Ultra HD Display

Vibrant colors and powerful performance bring content to life, effectively capturing the attention of passerby, driving traffic to the display's location.

Vivid Color Details with Ultra HD

The UHD resolution delivers more detailed and vivid content without distortion, with four times higher definition than FHD. LG UHD displays ensure stable UHD video playback by supporting HEVC (High Efficiency Video Coding). Moreover, LG IPS panel features a wide range of angle to display clear content regardless of the position of viewers.



Multi Screen Mode

PBP (Picture-By-Picture) features multi screen in a single display with upto 4 input sources while PIP (Picture-In-Picture) supports playing both main screen and sub screen at the same time with various layouts. This gives great flexibility to allocate space for each content source.



Compatibility with AV Control System

LG UHD displays have been certified Crestron Connected® for a higher level of compatibility with professional AV controls to achieve seamless integration and automated control*, boosting business management efficiency.



* Network-based control

Compatibility with Video Conference System

For the optimum visual meeting, LG UHD displays have certified its compatibility with Cisco Spark Room Kits, a system that offers powerful and integrated control* for a smarter video conference, eliminating a waste of time to set up the picture quality or to change input on incoming calls.



* Using an HDMI cable connection

Detachable Logo & Built-in Speaker

The detachable logo allows for installation in the desired orientation in landscape or portrait mode, making it easy for the user to arrange the signage. Also, sounds can be played from built-in speakers*, giving advertisements greater impact.



* Exclusive to the 86/75UH5E, 86/75UM3E models

Slim and Tidy in Appearance

Despite being a large-sized display, the LG UHD display still boasts a slim depth, a feature that makes installation easier by requiring less space. This display achieves an immersive view while maintaining a sleek look.



57.9 mm*

* Depth is based on the 75" model

* Models may vary by region. Check with local sales for availability.



webOS
Ultra HD
98/86/75UH5E

- Ultra HD: 3,840 × 2,160
- Brightness (Typ.): 500 cd/m²
- Bezel: 14.9 mm (Even) (98"/75"),
14.3 mm (Even) (86")
- Multiple screen with 4PBP* / PIP**



webOS
Ultra HD
86/75UM3E

- Ultra HD: 3,840 × 2,160
- Brightness (Typ.): 350 cd/m²
- Bezel: 14.3 mm (Even) (86"), 14.9 mm (Even) (75")
- Multiple screen with 4PBP/PIP

webOS
Ultra HD
65/55/49UH5E

- Ultra HD: 3,840 × 2,160
- Brightness (Typ.): 500 cd/m²
- Haze 28%
- Bezel: 12.1 mm (T), 12.6 mm (R/L), 15.7 mm (B) (65"/55")
11.9 mm (T), 12.4 mm (R/L), 15.5 mm (B) (49")
- Multiple screen with 4PBP/PIP



webOS
Ultra HD
65/55/49UH5C

- Ultra HD: 3,840 × 2,160
- Brightness (Typ.): 500 cd/m²
- Bezel: 12.1 mm (T), 12.6 mm (R/L), 15.7 mm (B) (65"/55")
11.9 mm (T), 12.4 mm (R/L), 15.5 mm (B) (49")
- Multiple screen with 2PBP/PIP



* Specifications are subject to change without notice

		98/86/75UH5E	65/55/49UH5E
Panel	Screen Size	98", 86", 75"	65", 55", 49"
	Panel Technology	IPS	IPS
	Aspect Ratio	16 : 9	16 : 9
	Native Resolution	3,840 × 2,160 (UHD)	3,840 × 2,160 (UHD)
	Brightness (Typ.)	500 cd/m ²	500 cd/m ²
	Viewing Angle (H × V)	178 × 178	178 × 178
	Surface Treatment	98": Haze 1%, 86", 75": Haze 3%	Haze 28%
	Lifetime (Typ.)	50,000 Hrs	50,000 Hrs
	Operation Hours	24Hrs	24Hrs
	Orientation	Landscape & Portrait	Landscape & Portrait
Connectivity	Input	HDMI (3), DP, DVI-D, Audio, USB (2)	HDMI (3), DP, DVI-D, Audio, USB (2)
	Output	DP, Audio (Off/Fixed/Variable), External Speaker (98" Only)	DP, Audio (Off/Fixed/Variable), External Speaker
	External Control	RS232C In/out, RJ45 (LAN) In, IR In	RS232C In/out, RJ45 (LAN) In, IR In
Physical Specification	Bezel Color	Black	Black
	Bezel Width	98": 14.9 mm (Even), 86": 14.3 mm (Even)	65": 12.1 mm (T), 12.6 mm (R/L), 15.7 mm (B) 49": 11.9 mm (T), 12.4 mm (R/L), 15.5 mm (B)
	Monitor Dimension (W × H × D)	98": 2,191.8 × 1,246.8 × 69.4 mm (w/o Handle), 86": 1,926.2 × 1,097.2 × 60.6 mm (w/o Handle and Logo), 75": 1,682.4 × 960.3 × 57.9 mm (w/o Handle and Logo)	65": 1,458.6 × 848.9 × 40.1 mm 55": 1,239.8 × 725.2 × 38.6 mm 49": 1,103.2 × 648.0 × 38.6 mm
	Weight (Head)	98": 88 kg, 86": 49 kg, 75": 41.5 kg	65": 26.0 kg, 55": 16.6 kg, 49": 13.3 kg
	VESA™ Standard Mount Interface	98": 800 × 400 mm, 86", 75": 600 × 400 mm	300 × 300 mm
Environment Conditions	Operation Temperature	0°C to 40°C	0°C to 40°C
	Operation Humidity	10% to 80%	10% to 80%
Power	Power Supply	100-240V~, 50/60Hz	100-240V~, 50/60Hz
	Power Type	Built-In Power	Built-In Power
	Power Consumption	Typ. Smart Energy Saving	98": 420 W, 86": 215 W, 75": 180 W 98": 294 W, 86": 151 W, 75": 126 W
Standard (Certification)	Safety	IEC 60950-1 / EN 60950-1 / UL 60950-1	IEC 60950-1 / EN 60950-1 / UL 60950-1
	EMC	FCC Class "A" / CE / KC	FCC Class "A" / CE / KC
	ErP / Energy Star	98": N/A / N/A 75": N/A / Yes (Energy Star 7.0)	N/A / Yes (Energy Star 7.0)
Media Player Compatibility	OPS Type Compatible	98": No 86", 75": Yes	Yes
	External Media Player Attachable	Yes	Yes

* Specifications are subject to change without notice

		86/75UM3E	65/55/49UH5C
Panel	Screen Size	86", 75"	65", 55", 49"
	Panel Technology	IPS	IPS
	Aspect Ratio	16 : 9	16 : 9
	Native Resolution	3,840 × 2,160 (UHD)	3,840 × 2,160 (UHD)
	Brightness (Typ.)	350 cd/m ²	500 cd/m ²
	Viewing Angle (H × V)	178 × 178	178 × 178
	Surface Treatment	Haze 3%	Haze 1%
	Lifetime (Typ.)	86": 30,000 Hrs, 75": 50,000 Hrs	50,000 Hrs
	Operation Hours	86": 16Hrs, 75": 24Hrs	24Hrs
	Orientation	86": Landscape, 75": Landscape & Portrait	Landscape & Portrait
Connectivity	Input	HDMI (3), DP, DVI-D, Audio, USB (2)	HDMI (2), DP, DVI-D, Audio, USB, SD Card
	Output	DP, Audio (Off/Fixed/Variable)	DP, Audio (Off/Fixed/Variable), External Speaker
	External Control	RS232C In/out, RJ45 (LAN) In, IR In	RS232C In/out, RJ45 (LAN) In, IR In, Pixel Sensor In
Physical Specification	Bezel Color	Black	Black
	Bezel Width	86": 14.3 mm (Even), 75": 14.9mm (Even)	65": 12.1 mm (T), 12.6 mm (R/L), 15.7 mm (B), 49": 11.9 mm (T), 12.4 mm (R/L), 15.5 mm (B)
	Monitor Dimension (W × H × D)	86": 1,926.2 × 1,097.2 × 60.6 mm (w/o Handle and Logo) 75": 1,682.4 × 960.3 × 57.9 mm (w/o Handle and Logo)	65": 1,458.6 × 848.9 × 40.1 mm, 55": 1,239.8 × 725.2 × 38.6 mm, 49": 1,103.2 × 648 × 38.6 mm
	Weight (Head)	86": 49 kg, 75": 41.5 kg	65": 26.0 kg, 55": 16.6 kg, 49": 13.3 kg
	VESA™ Standard Mount Interface	600 × 400 mm	300 × 300 mm
Environment Conditions	Operation Temperature	0°C to 40°C	0°C to 40°C
	Operation Humidity	10% to 80%	10% to 80%
Power	Power Supply	100-240V~, 50/60Hz	100-240V~, 50/60Hz
	Power Type	Built-In Power	Built-In Power
	Power Consumption	Typ. Smart Energy Saving	86": 315 W, 75": 160 W 86": 220.5 W, 75": 112 W
Standard (Certification)	Safety	IEC 60950-1 / EN 60950-1 / UL 60950-1	UL / cUL / CB / TUV / KC
	EMC	FCC Class "A" / CE / KC	FCC Class "A" / CE / KC
	ErP / Energy Star	86": N/A / N/A, 75": N/A / Energy Star 7.0	N/A / Yes (Energy Star 7.0)
Media Player Compatibility	OPS Type Compatible	Yes	Yes
	External Media Player Attachable	Yes	Yes



FULL HD STAND-ALONE

A Broad Range of Offers for Diverse Customer Values

Optimized for a variety of markets, LG's versatile standard displays provide value-added functions to effectively deliver advertisements and information to viewers.

Wide Viewing Angle

LG IPS panel technology provides better control of the liquid crystals, which in turn allows the screen to be viewed at virtually any angle. So it delivers stable and accurate colors no matter where viewers are.



Clear View with Non-glare Coating

Viewers can easily become frustrated by unnecessary reflections when watching a screen under brightly lit conditions. LG's high haze displays have resolved this problem by increasing the haze value up to 28%*, enhancing content visibility and text readability.



* Exclusive to the SH7PE-H, SL5(P)E-H series

Multi Screen Mode

PBP (Picture-By-Picture) and PIP (Picture-In-Picture) feature* gives a chance to compose up to 2 divided split screen on landscape or portrait display format. This gives great flexibility to users to allocate space for each content source.



PBP

PIP

* For webOS signage models

Conformal Coating

The product can be often unavoidably exposed to dust and water during maintenance. Conformal coating on power board eliminates such circumstances by protecting it against dust, iron powder, humidity, etc.



Compatibility with AV Control Systems

LG Digital Signage has been certified* Crestron Connected® for a higher level of compatibility with professional AV controls to achieve seamless integration and automated control**, boosting business management efficiency.



* Except 23SE3TE, 22SM3B, SL5B series

** Network based control

Detachable Logo & Built-in Speaker

The detachable logo* makes it easy for the user to arrange the signage. Also, sounds can be played from built-in speakers**, offering viewers various multi-media experiences.



*Except the 23SE3TE, 22SM3B models

** Exclusive to the SH7(P)E, SH7DD, SM5KE, SL5(P)E, SE3KE, 22SM3B series

* Models may vary by region. Check with local sales for availability.



webOS
700 nit Standard
55/49/43SH7E

- Full HD: 1,920 × 1,080
- Brightness (Typ.): 700 cd/m²
- Bezel: 11.9 mm (T/L/R), 18.0 mm (B)
- Built-in speaker
- Double screen with 2PBP* / PIP**

OPS Power Built-in
55/49/43SH7PE-B/H

- Full HD: 1,920 × 1,080
- Brightness (Typ.): 700 cd/m² (-B), 665 cd/m² (-H)
- Haze: 3% (-B), 28% (-H)
- Bezel: 11.9 mm (T/L/R), 18 mm (B)
- Built-in speaker



700 nit Standard
55/49/43SH7DD

- Full HD: 1,920 × 1,080
- Brightness (Typ.): 700 cd/m²
- Bezel: 11.9 mm (T/L/R), 18 mm (B)
- Built-in speaker



webOS
450 nit Standard
55/49/43/32SM5KE

- Full HD: 1,920 × 1,080
- Brightness (Typ.): 450 cd/m²
- Bezel: 11.9 mm (T/L/R), 18 mm (B)
13 mm (T/L/R), 18mm (B) (32")
- Double screen with 2PBP / PIP
- Built-in speaker

High Haze
55/49/43SL5(P)E-H

- Full HD: 1,920 × 1,080
- Brightness (Typ.): 427 cd/m²
- Haze: 28%
- Bezel: 11.9 mm (T/L/R), 18 mm (B)
- Built-in OPS power (SL5PE-H series only)
- Built-in speaker





450 nit Standard
55/49/43/32SL5B

- Full HD: 1,920 × 1,080
- Brightness (Typ.): 450 cd/m²
- Bezel: 11.9 mm (T/L/R), 18 mm (B)
18.9 mm (T/L/R), 26 mm (B) (32")

350 nit Standard
55/49/43/32SE3KE

- Full HD: 1,920 × 1,080
- Brightness (Typ.): 350 cd/m²
- Bezel: 11.9 mm (T/L/R), 18 mm (B),
13.0 mm (T/L/R), 18 mm (B) (32")
- Built-in speaker



300 nit Standard
55/49/43SE3DD

- Full HD: 1,920 × 1,080
- Brightness (Typ.): 300 cd/m²
- Bezel: 11.9 mm (T/L/R), 18 mm (B)



* Models may vary by region. Check with local sales for availability.



webOS
250 nit Standard
22SM3B

- Full HD: 1,920 × 1,080
- Brightness (Typ.): 250 cd/m²
- Bezel: 16.3 mm (Even)
- Built-in speaker

Small Touch Display
23SE3TE

- Full HD: 1,920 × 1,080
- Brightness (Typ.): 250 cd/m²
- Built-in touch



* Specifications are subject to change without notice

		SH7E	SH7PE-H/SH7PE-B	
Panel	Screen Size	55", 49", 43"	55", 49", 43"	
	Panel Technology	IPS	IPS	
	Aspect Ratio	16 : 9	16 : 9	
	Native Resolution	1,920 × 1,080 (FHD)	1,920 × 1,080 (FHD)	
	Brightness (Typ.)	700 cd/m ²	SH7PE-H: 665 cd/m ² (Typ.), 700 cd/m ² (Max.) SH7PE-B: 700 cd/m ²	
	Viewing Angle (H × V)	178 × 178	178 × 178	
	Surface Treatment	AGP Haze 3%	SH7PE-H: Haze 28% SH7PE-B: Haze 3%	
	Lifetime (Typ.)	50,000 Hrs	50,000 Hrs	
	Operation Hours	24Hrs	24Hrs	
	Orientation	Landscape & Portrait	Landscape & Portrait	
	Connectivity	Input	HDMI (3), DP, DVI-D, Audio, USB	HDMI (2), DVI-D, Audio, RGB, USB
		Output	DP, Audio (Off/Fixed/Variable)	Audio (Off/Fixed/Variable)
External Control		RS232C In/out, RJ45 (LAN) In, IR In	RS232C In/out, RJ45 (LAN) In, IR In	
Physical Specification	Bezel Color	Black	Black	
	Bezel Width	11.9 mm (T/L/R), 18 mm (B)	11.9 mm (T/L/R), 18 mm (B)	
	Monitor Dimension (W × H × D)	55": 1,238 × 714.9 × 54 mm, 49": 1,102.2 × 638.5 × 54 mm, 43": 969.6 × 563.9 × 54 mm	55": 1,238 × 714.9 × 54 mm, 49": 1,102.2 × 638.5 × 54 mm, 43": 969.6 × 563.9 × 54 mm	
	Weight (Head)	55": 17.5 kg, 49": 14.3 kg, 43": 10.5 kg	55": 17.5 kg, 49": 14.3 kg, 43": 10.5 kg	
	VESA™ Standard Mount Interface	55", 49": 300 × 300 mm 43": 200 × 200 mm	55", 49": 300 × 300 mm 43": 200 × 200 mm	
Environment Conditions	Operation Temperature	0°C to 40°C	0°C to 40°C	
	Operation Humidity	10% to 80%	10% to 80%	
Power	Power Supply	100-240V~, 50/60Hz	100-240V~, 50/60Hz	
	Power Type	Built-In Power	Built-In Power	
	Power Consumption	Typ. 55": 130 W, 49": 110 W, 43": 95 W Smart Energy Saving 55": 91 W, 49": 77 W, 43": 66.5 W	55": 100 W, 49": 90 W, 43": 75 W 55": 70 W, 49": 63 W, 43": 52.5 W	
Standard (Certification)	Safety	IEC 60950-1 / EN 60950-1 / UL 60950-1	IEC 60950-1 / EN 60950-1 / UL 60950-1	
	EMC	FCC Class "A" / CE / KC	FCC Class "B" / CE / KC	
	ErP / Energy Star	N/A / Yes (Energy Star 7.0)	N/A / Yes (Energy Star 7.0)	
Media Player Compatibility	OPS Type Compatible	Yes	Yes	
	External Media Player Attachable	Yes	Yes	

* Specifications are subject to change without notice

		SH7DD	SM5KE	SL5PE-H/SL5E-H	
Panel	Screen Size	55", 49", 43"	55", 49", 43", 32"	55", 49", 43"	
	Panel Technology	IPS	IPS	IPS	
	Aspect Ratio	16 : 9	16 : 9	16 : 9	
	Native Resolution	1,920 × 1,080 (FHD)	1,920 × 1,080 (FHD)	1,920 × 1,080 (FHD)	
	Brightness (Typ.)	700 cd/m ²	450 cd/m ² , 400 cd/m ² (32")	427 cd/m ² (Typ.), 450 cd/m ² (Max.)	
	Viewing Angle (H × V)	178 × 178	178 × 178	178 × 178	
	Surface Treatment	Haze 3%	AGP Haze 1%	Haze 28%	
	Lifetime (Typ.)	50,000 Hrs	50,000 Hrs	50,000 Hrs	
	Operation Hours	24Hrs	24Hrs	24Hrs	
	Orientation	Landscape & Portrait	Landscape & Portrait	Landscape & Portrait	
	Connectivity	Input	HDMI (2), DVI-D, RGB, Audio, USB	HDMI (3), DP, DVI-D, Audio, USB	HDMI (2), DVI-D, RGB, Audio, USB
		Output	Audio (Off/Fixed/Variable)	DP, Audio (Off/Fixed/Variable)	Audio (Off/Fixed/Variable)
External Control		RS232C In/out, RJ45 (LAN) In, IR In	RS232C In/out, RJ45 (LAN) In, IR In	RS232C In/out, RJ45 (LAN) In, IR In	
Physical Specification	Bezel Color	Black	Black	Black	
	Bezel Width	11.9 mm (T/L/R), 18 mm (B)	11.9 mm (T/L/R), 18 mm (B)	11.9 mm (T/L/R), 18 mm (B)	
	Monitor Dimension (W × H × D)	55": 1,238 × 714.9 × 54 mm, 49": 1,102.2 × 638.5 × 54 mm, 43": 969.6 × 563.9 × 54 mm	55": 1,238 × 714.9 × 54 mm, 49": 1,102.2 × 638.5 × 54 mm, 43": 969.6 × 563.9 × 54 mm, 32": 729.4 × 428.9 × 55.5 mm	55": 1,238 × 714.9 × 54 mm, 49": 1,102.2 × 638.5 × 54 mm, 43": 969.6 × 563.9 × 54 mm	
	Weight (Head)	55": 17.3 kg, 49": 14.1 kg, 43": 9.8 kg	55": 17.5 kg, 49": 14.3 kg, 43": 10.0 kg, 32": 5.4 kg	55": 17.5 kg, 49": 14.3 kg, 43": 10.0 kg	
	VESA™ Standard Mount Interface	55", 49": 300 × 300 mm 43": 200 × 200 mm	55", 49": 300 × 300 mm 43", 32": 200 × 200 mm	55", 49": 300 × 300 mm 43": 200 × 200 mm	
Environment Conditions	Operation Temperature	0°C to 40°C	0°C to 40°C	0°C to 40°C	
	Operation Humidity	10% to 80%	10% to 80%	10% to 80%	
Power	Power Supply	100-240V~, 50/60Hz	100-240V~, 50/60Hz	100-240V~, 50/60Hz	
	Power Type	Built-In Power	Built-In Power	Built-In Power	
	Power Consumption	Typ. 55": 95 W, 49": 85 W, 43": 75 W Smart Energy Saving 55": 75 W, 49": 65 W, 43": 55 W	55": 100 W, 49": 85 W, 43": 75 W, 32": 60 W 55": 70 W, 49": 60 W, 43": 55 W, 32": 42 W	55": 90 W, 49": 80 W, 43": 70 W 55": 63 W, 49": 56 W, 43": 49 W	
Standard (Certification)	Safety	UL / cUL / CB / TUV / KC	IEC 60950-1 / EN 60950-1 / UL 60950-1	IEC 60950-1 / EN 60950-1 / UL 60950-1	
	EMC	FCC Class "A" / CE / KC	FCC Class "A" / CE / KC	FCC Class "B" / CE / KC	
	ErP / Energy Star	Yes ¹⁾ / Yes (Energy Star 7.0)	N/A / Yes (Energy Star 7.0)	Yes ¹⁾ / Yes (Energy Star 7.0)	
Media Player Compatibility	OPS Type Compatible	No	Yes	Yes	
	External Media Player Attachable	Yes	Yes	Yes	

1) EU ErP: N/A

* Specifications are subject to change without notice

		SLSB	SE3KE	SE3DD	
Panel	Screen Size	55", 49", 43", 32"	55", 49", 43", 32"	55", 49", 43"	
	Panel Technology	IPS	IPS	IPS	
	Aspect Ratio	16 : 9	16 : 9	16 : 9	
	Native Resolution	1,920 x 1,080 (FHD)	1,920 x 1,080 (FHD)	1,920 x 1,080 (FHD)	
	Brightness (Typ.)	450 cd/m ²	350 cd/m ²	300 cd/m ²	
	Viewing Angle (H x V)	178 x 178	178 x 178	178 x 178	
	Surface Treatment	Haze 1%	AGP Haze 1%	AGP Haze 1%	
	Lifetime (Typ.)	50,000 Hrs	50,000 Hrs	50,000 Hrs	
	Operation Hours	18Hrs (32": 24Hrs)	18Hrs	16Hrs	
	Orientation	Landscape & Portrait	Landscape & Portrait	Landscape & Portrait	
Connectivity	Input	HDMI, DVI, RGB, Audio, USB (2), DP (32" Only)	HDMI (2), DVI-D, RGB, Audio in, USB	HDMI (2), RGB, Audio, USB	
	Output	Audio, External Speaker	Audio (Off/Fixed/Variable)	External Speaker	
	External Control	RS232C In/out, RJ45 (LAN) In (Except 32")	RS232C In/out, RJ45 (LAN) In, IR In	RS232C In/out, RJ45 (LAN) In, IR In	
Physical Specification	Bezel Color	Black	Black	Black	
	Bezel Width	55": 11.9 mm (T/L/R), 18 mm (B) 32": 18.9 mm (T/L/R), 26 mm (B)	11.9 mm (T/L/R), 18 mm (B), 32": 13 mm (T/L/R), 18 mm (B)	11.9 mm (T/L/R), 18 mm (B)	
	Monitor Dimension (W x H x D)	55": 1,238 x 714.9 x 38.6mm 49": 1,102.2 x 638.5 x 38.6mm 43": 969.6 x 563.9 x 38.6mm 32": 740.4 x 442.0 x 35.6 mm	55": 1,238 x 714.9 x 54 mm, 49": 1,102.2 x 638.5 x 54 mm, 43": 969.6 x 563.9 x 54 mm, 32": 729.4 x 428.9 x 55.5 mm	55": 1,238 x 714.9 x 38.6 mm, 49": 1,102.2 x 638.5 x 38.6 mm, 43": 969.6 x 563.9 x 38.6 mm	
	Weight (Head)	55": 17.3 kg, 49": 14.1 kg, 43": 9.8 kg, 32": 8.0 kg	55": 17.5 kg, 49": 14.3 kg, 43": 10.0 kg 32": 5.4 kg	55": 17.1 kg, 49": 13.9 kg, 43": 9.6 kg	
	VESA™ Standard Mount Interface	55", 49": 300 x 300mm, 43", 32": 200 x 200 mm	55", 49": 300 x 300 mm 43", 32": 200 x 200 mm	55", 49": 300 x 300 mm 43": 200 x 200 mm	
	Environment Conditions	Operation Temperature	0°C to 40°C	0°C to 40°C	0°C to 40°C
Operation Humidity		10% to 80%	10% to 80%	10% to 80%	
Power	Power Supply	100-240V~, 50/60Hz	100-240V~, 50/60Hz	100-240V~, 50/60Hz	
	Power Type	Built-In Power	Built-In Power	Built-In Power	
	Power Consumption	Typ.	55": 85 W, 49": 75 W, 43": 65 W, 32": 65 W	55": 65 W, 49": 60 W, 43": 55 W, 32": 45 W	55": 80 W, 49": 65 W, 43": 55 W
		Smart Energy Saving	55": 65 W, 49": 55 W, 43": 50 W, 32": 42 W	55": 45.5 W, 49": 42 W, 43": 38.5 W, 32": 31.5 W	55": 55 W, 49": 50 W, 43": 45 W
Standard (Certification)	Safety	UL / cUL / CB / TUV / KC	IEC 60950-1 / EN 60950-1 / UL 60950-1	UL / cUL / CB / TUV / KC	
	EMC	FCC Class "A" / CE / KC	FCC Class "A" / CE / KC	FCC Class "A" / CE / KC	
	ErP / Energy Star	N/A / Yes (Energy Star 7.0)	Yes ¹⁾ / Yes (Energy Star 7.0)	Yes / Yes (Energy Star 7.0)	
Media Player Compatibility	OPS Type Compatible	No (32": Yes)	Yes	No	
	External Media Player Attachable	Yes (32": No)	Yes	Yes	

* Specifications are subject to change without notice

		SM3B	SE3TE	
Panel	Screen Size	22"	23"	
	Panel Technology	IPS	IPS	
	Aspect Ratio	16 : 9	16 : 9	
	Native Resolution	1,920 x 1,080 (FHD)	1,920 x 1,080 (FHD)	
	Brightness (Typ.)	250 cd/m ²	250 cd/m ²	
	Viewing Angle (H x V)	178 x 178	178 x 178	
	Surface Treatment	AGP Haze 1%	Hard Coating (3H), Anti-glare	
	Lifetime (Typ.)	30,000 Hrs	30,000 Hrs	
	Operation Hours	16Hrs	16Hrs	
	Orientation	Landscape	Landscape & Portrait	
Connectivity	Input	HDMI, RGB, Audio, USB	HDMI, RGB, USB (for Touch)	
	Output	-	Headphone Out	
	External Control	RS232C In, RJ45 (LAN) In, IR In (Built-in Type), Pixel Sensor In	-	
Physical Specification	Bezel Color	Black	Black	
	Bezel Width	16.3 mm (Even)	22.9 mm (T), 23.8 mm (B), 21.5 mm (L/R)	
	Monitor Dimension (W x H x D)	510.3 x 302.1 x 53.8 mm	555 x 53 x 338 mm	
	Weight (Head)	3.6 kg	3.9 kg	
	VESA™ Standard Mount Interface	100 x 100 mm	75 x 75 mm	
Environment Conditions	Operation Temperature	0°C to 40°C	10°C to 35°C	
	Operation Humidity	10% to 80%	10% to 80%	
Power	Power Supply	100-240V~, 50/60Hz	100-240V~, 50/60Hz	
	Power Type	Built-In Power	Adaptor	
	Power Consumption	Typ.	35 W	25 W
		Smart Energy Saving	25.13 W (On) / 29.76 W (Off)	-
Standard (Certification)	Safety	UL / cUL / CB / TUV	CB	
	EMC	FCC Class "A" / CE	FCC Class "A" / CE	
	ErP / Energy Star	N/A / No	Yes / No	
Media Player Compatibility	OPS Type Compatible	No	No	
	External Media Player Attachable	No	No	

1) EU ErP: N/A



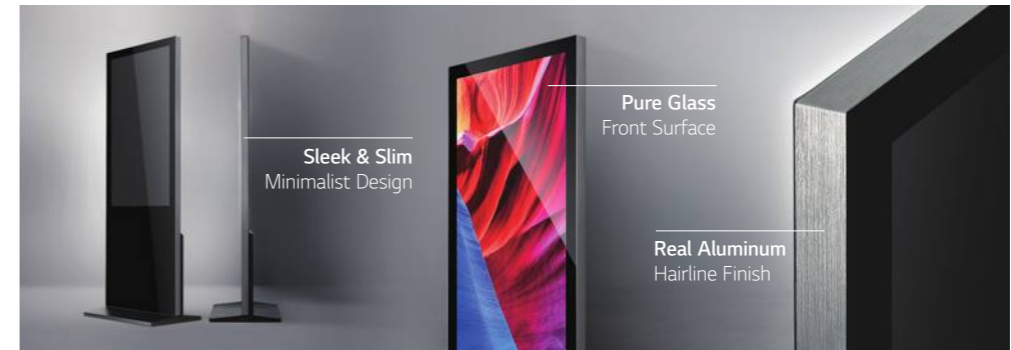
KIOSK

Harmonizes with any Environment

This floor-standing display delivers advertising and information 24/7 in any type of indoor facility. Featuring a sophisticated design with robust glass surface, it smoothly blends in with its surroundings.

Elegant and Sophisticated Design

The minimalist design, including its slim depth, makes it fit any space both physically and aesthetically, and the pure glass surface of its screen adds to the sense of sleek orderliness. In addition, the solid and high-quality aluminum material was given a hairline finish for a smooth surface and a feeling of exclusivity.



Protective Glass for Safety

The tempered front glass with shatter-proof film prevents pieces of broken glass from scattering and keeps them attached to the screen. It is the optimum protection for minimizing harm to the user, even in the event of an external impact.



Easy Content Management

There is no need for complicated system connections in order to play back content because the 49KE5E supports USB auto playback and scheduling, Wi-Fi or Wireless connection, and also offers a hidden space for media players.



* Models may vary by region. Check with local sales for availability.



Kiosk 49KE5E

- Brightness (Typ.) : 450 cd/m² (w/o protection glass)
- Bezel: 55.3 mm (T/L/R)
- Glass: 4T, tempered glass
- Floor-standing display

* Specifications are subject to change without notice

49KE5E

Panel	Screen Size	49"
	Panel Technology	IPS
	Aspect Ratio	16 : 9
	Native Resolution	1,920 x 1,080 (FHD)
	Brightness (Typ.)	450 cd/m ² (380 cd/m ² with Protection Glass)
	Viewing Angle (H x V)	178 x 178
	Surface Treatment	Hard Coating (3H), Haze 1% (Typ.), Anti-glare Treatment of the Front Polarizer
	Lifetime (Typ.)	50,000 Hrs
	Operation Hours	24 Hrs
	Orientation	Portrait
Connectivity	Input	HDMI, DVI-D, Audio, USB (2)
	Output	Audio
	External Control	RS232C In/Out (SVC Only), RJ45 (LAN) In, IR In
Physical Specification	Bezel Color	Black
	Bezel Width	55.3 mm (T/L/R), 623.9 mm (B) * Portrait Kiosk Scene
	Monitor Dimension (W x H x D)	716.6 x 1,855 x 50 mm (The Thickest Part 77 mm) * Without Stand 716.6 x 1,900 x 480 mm * With Stand
	Weight (Head)	45.8 kg
	VESA™ Standard Mount Interface	N/A
	Glass	4T, Tempered Glass
Environment Conditions	Operation Temperature	0°C to 40°C
	Operation Humidity	10% to 80%
Power	Power Supply	100-240V~, 50/60Hz
	Power Type	Built-In Power
	Power Consumption	Typ. 85 W Smart Energy Saving 65 W
Standard (Certification)	Safety	CB / BIS
	EMC	CE (Class A)
Media Player Compatibility	OPS Type Compatible	No
	External Media Player Attachable	Yes



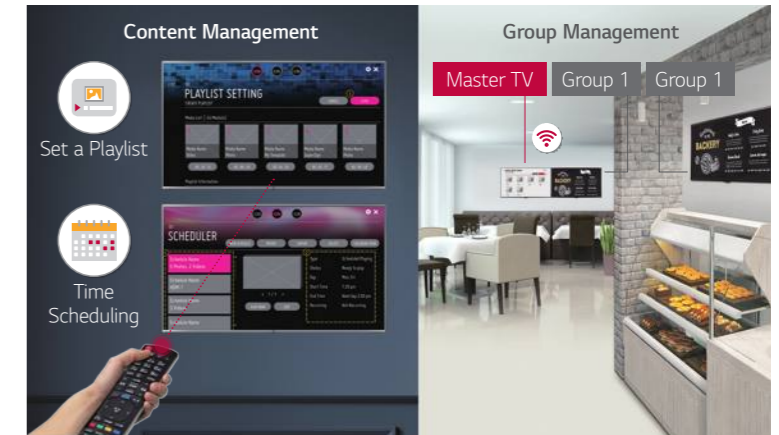
LG TV Signage (Smart TV Signage)

Live TV and Advertisements on One Screen

Smart TV Signage enables both TV broadcasting and promotional display in one screen via a built-in TV tuner. With Smart TV Signage, managers can efficiently and timely deliver messages / promotion while customers enjoy watching live TV simultaneously.

Embedded Content Management & Group Management

Play and customize video content, schedule a playlist, and even group and control signages via remote control, mouse or even phone with the embedded Content Management & Group Management System. There's no need for a separate PC or software, making content management much easier and user-friendly.



USB Data Cloning

USB data cloning makes managing multiple displays more efficient for optimal operation. No need to set up each display one by one, data can be copied to a USB in one display, data will be distributed to other displays through a USB plug-in.



RTC

Save time and improve convenience with RTC (Real Time Clock). Even when the TV is off, time information is stored on the RTC module via an internal memory, so there is no need to sync time processes.



NTP

With NTP (Network Time Protocol), the TV receives real time updates from the network and synchronizes its time accordingly.



* Models may vary by region. Check with local sales for availability.



webOS
UU640C (86" / 75" / 70" / 65" / 60" / 55" / 49" / 43")

- Ultra HD
- Embedded CMS (Content management, group management)
- SuperSign SW compatibility (CMS, Control/Control+, LG simple editor)
- Crestron connected® (Network based control)
- Pre-loaded Youtube apps



webOS
LV640S (55" / 49" / 43")

- Full HD
- Embedded CMS (Content management, group management)
- SuperSign SW compatibility (Control/Control +, simple editor)
- Crestron connected® (Network based control)
- Pre-loaded Youtube apps

* Specifications are subject to change without notice and may differ by countries.

		UU640C	LV640S
Display	Diagonal Size	86" / 75" / 70" / 65" / 60" / 55" / 49" / 43"	55" / 49" / 43"
	Resolution	3,840 x 2,160 (4K UHD)	1,920 x 1,080 (FHD)
	Brightness	400 cd/m ² (70", 49", 43"), 350 cd/m ² (60"), 500 cd/m ² (65", 55")	400 cd/m ²
	Viewing Angle (H x V)	178 x 178 (86", 75", 65", 55", 49", 43"), 176 x 176 (70", 60")	178 x 178
Broadcasting System	Analog	Varied by Countries	Varied by Countries
	Digital	Varied by Countries	Varied by Countries
Video	Picture Engine	XD Engine	XD Engine
	Aspect Ratio	Varied by Countries	Varied by Countries
Audio	Audio Output / Speaker System	10W + 10W / 2.0 ch	10W + 10W / 2.0 ch
	Sound Mode	Yes (6 Modes)	Yes (6 Modes)
	Clear Voice	Yes (Clear Voice III)	Yes (Clear Voice III)
Smart Features	Smart UX	webOS 4.0, Smart Home, Web Browser, Pre-loaded YouTube Apps	webOS 3.5, Smart Home, Web Browser, Pre-loaded YouTube Apps
	Connectivity	Soft AP, Wi-Fi (ac), Screen Share (Miracast), DIAL, Bluetooth Audio Playback, LG Sound Sync/Bluetooth, Mobile Connection Overlay, Music Player	SoftAP, Wi-Fi, ScreenShare (Miracast), DIAL, Bluetooth Sound Sync
Hospitality Features		Hotel Mode, Lock Mode (Limited), One Channel Map, Welcome Screen, Insert Image, RJP Interface, RJP Compatibility, Time Scheduler, Crestron Connected® (Network Based Control), DPM, Embedded Content Manager/Group Manager, RTC, NTP Sync Timer	Hotel Mode, Lock Mode, Welcome Screen, Insert Image, External Speaker Out, Content Manager, Group Manager, Crestron Connected® (Network Based Control), RTC (Real Time Clock), NTP Sync Timer
General Features		USB Cloning, WOL (Magic Packet Only), SNMP, Diagnostics, HTNG-CEC (1.4), HDMI-CEC (1.4), IR Out, Multi IR Code, BEACON, Auto Off / Sleep Timer, Smart Energy Saving, Motion Eye Care	USB Cloning, WOL (Wake on LAN), SNMP (Simple Network Management Protocol), Diagnostics, Multi IR Code, HDMI-CEC (1.4), Auto Off/Sleep Timer, Smart Energy Saving, Motion Eye Care
Interface	Side	HDMI In (2), USB, CI Slot	HDMI In, USB (2), CI Slot
	Rear	RF In (2), Digital Audio Out, HDMI/HDCP Input 2.0, RS-232C (Phone Jack Type, Control & Service), Headphone Out, RJ45, Debug (Phone Jack Type)	RF, AV In (Sharing with Component), Component In (RCA5), Digital Optical Audio Out, HDMI/HDCP Input (2), RGB In, Debug (Phone Jack Type), PC Audio Input (Sharing with Component Audio), RS-232C, RJ45 (Ethernet), External Speaker
Dimension	Vesa	600 x 400 mm (86", 75", 60"), 300 x 300 mm (65", 60", 55", 49"), 200 x 200 mm (43")	300 x 300 mm
	W x H x D / Weight (with stand)	86": 1,943 x 1,188 x 345 mm / 45.0 kg, 75": 1,693 x 1,048 x 345 mm / 35.4 kg, 70": 1,573 x 980 x 297 mm / 33.2 kg, 65": 1,468 x 917 x 269 mm / 21.4 kg, 60": 1,368 x 857 x 255 mm / 19.6 kg, 55": 1,247 x 785 x 231 mm / 13.9 kg, 49": 1,110 x 709 x 231 mm / 11.3 kg, 43": 977 x 629 x 216 mm / 8.4 kg	55": 1,241 x 775 x 216 mm / 16.6 kg, 49": 1,107 x 701 x 235 mm / 11.4 kg, 43": 974 x 625 x 220 mm / 9.3 kg
Power (Unit : Watts)	Voltage, Hz	100 - 240V, 50/60Hz	100 - 240V, 50/60Hz
	Typical	Varied by Countries	Varied by Countries



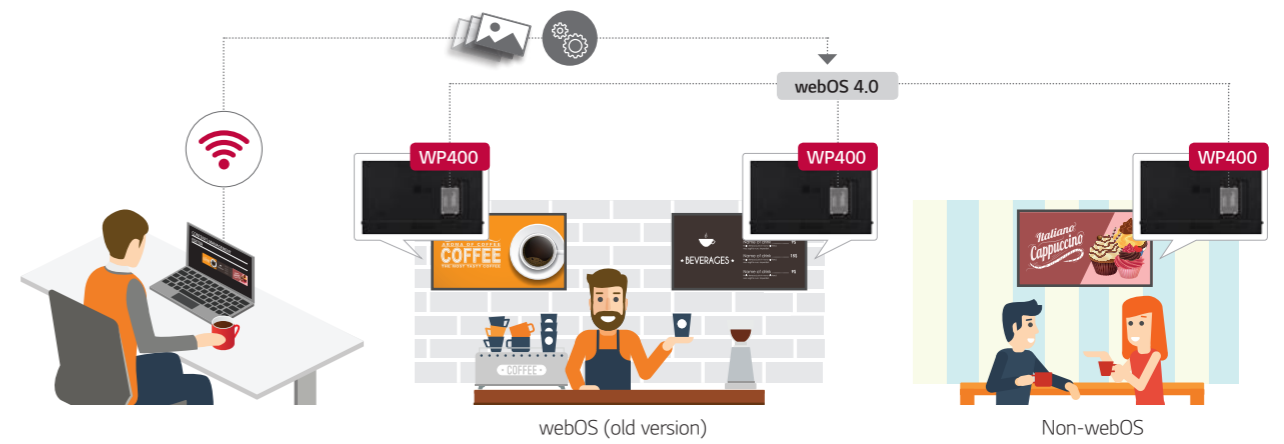
webOS PLAYER

Versatile Player Performing Value-added Solutions

Designed for LG digital signages, this player can execute several tasks at once while providing smooth content playback, expanding the role of displays to be tailored for each business.

Upgrade to the webOS 4.0 Smart Signage Platform

The WP400 may be applied towards any type of LG digital signages regardless of its platform.



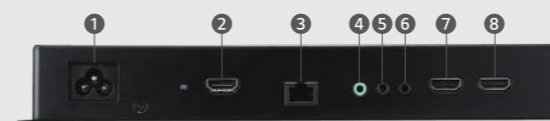
webOS Box WP400



- LG webOS 4.0 smart signage platform
- Ultra HD video playback
- User-friendly UX
- Embedded CMS
- Compatibility with LG SuperSign solution and Signage 365 Care

Connectivity

Front



- 1 AC-IN
- 2 HDMI OUT
- 3 LAN IN
- 4 RS232C OUT
- 5 RS232C IN
- 6 IR IN
- 7 HDMI IN 1
- 8 HDMI IN 2

Back



- 9 DP IN
- 10 DP OUT
- 11 USB IN 1
- 12 USB IN 2

LG SuperSign - A Powerful yet Simple Software Solution

LG SuperSign is a comprehensive and indispensable software solution for the integrated management of LG digital signages. Content creation and distribution gets easier and centralized monitoring and control become simpler, helping your business save time and cost, operate more effectively across its locations.

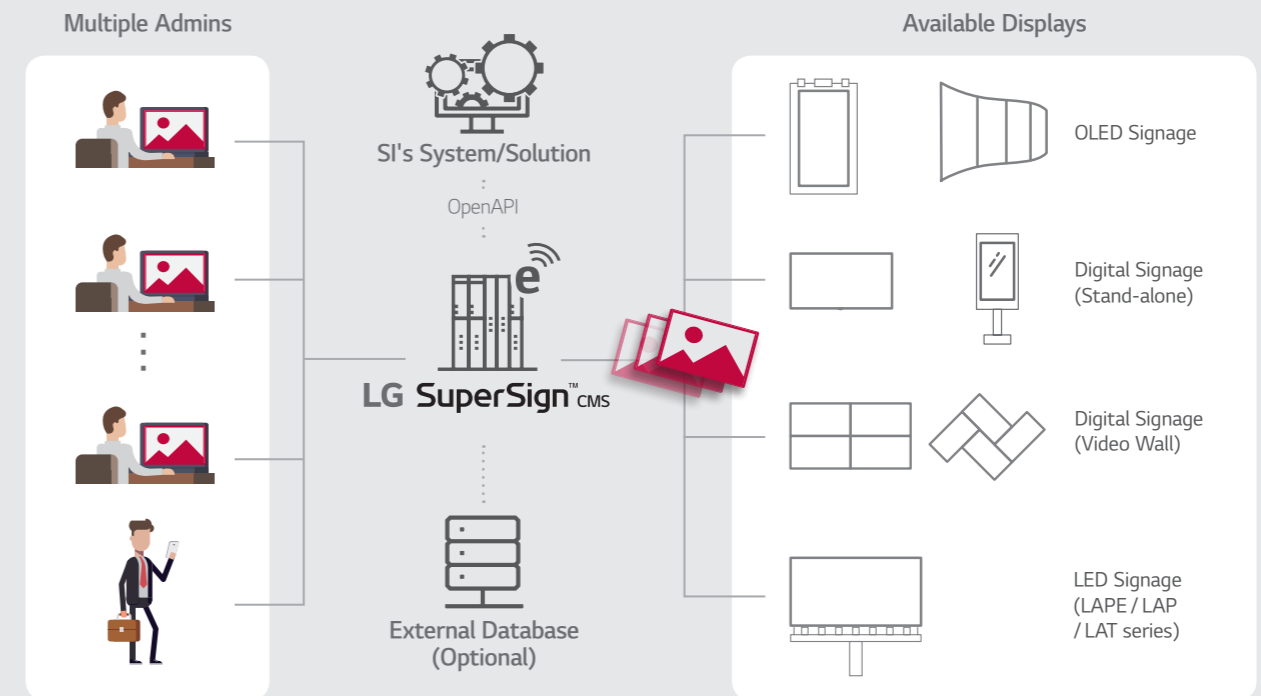
Overview

Content Management	SuperSign CMS	All-in-one content management software for editing, scheduling, distribution with various types of management tools.
	SuperSign Media Editor	Application for editing videos, which is specialized for LG Ultra Stretch signage or video walls with irregular layouts.
	LG Simple Editor	Simple content editing and distribution freeware dedicated for LG Smart TV Signage.
Control and Monitoring	SuperSign Control+	All-in-one control and real-time monitoring software in which all status of devices are recorded and alarmed.
	SuperSign Control	A software to control basic settings of limited amounts of displays.
Real-time Care Service	Signage 365 Care	Cloud based service featuring remote control and monitoring provided by LG customer service or system integrators.
White Balance Calibration	SuperSign WB	Calibration software for adjusting a video wall's white balance. Two modes using a camera and a sensor are supported.

SuperSign CMS

Versatile content management with enhanced usability

A variety of LG digital signages, whether stand-alone, outdoor, video walls, or LED signage, can be simultaneously connected and seamlessly managed by SuperSign CMS, with a single server. Administrators are free from the restraints of managing various display types and installation places, and they can operate an array of displays easily using a PC or mobile phone. Going a step further, SuperSign CMS offers OpenAPI, which allows system integrators to consolidate their solutions with SuperSign features and easily optimize them for LG digital signages, expanding the scope of its possible applications.

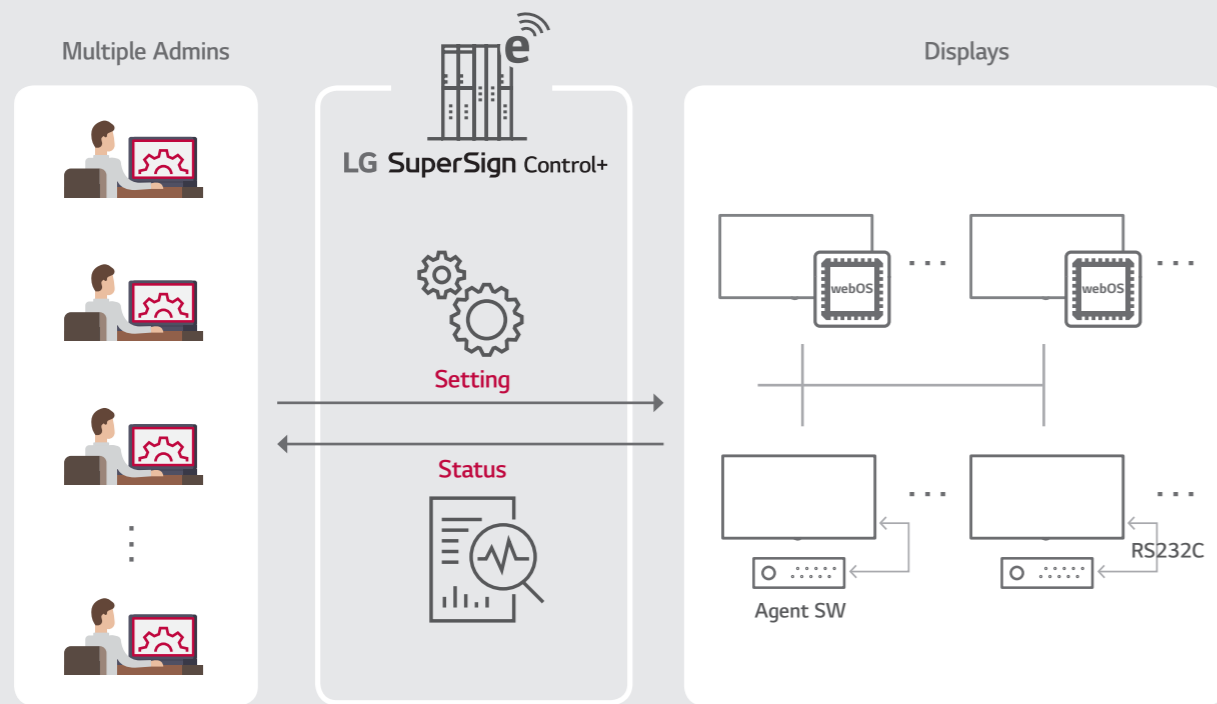


LG SuperSign - A Powerful yet Simple Software Solution

SuperSign Control+

Integrated Monitoring and Real-time Control

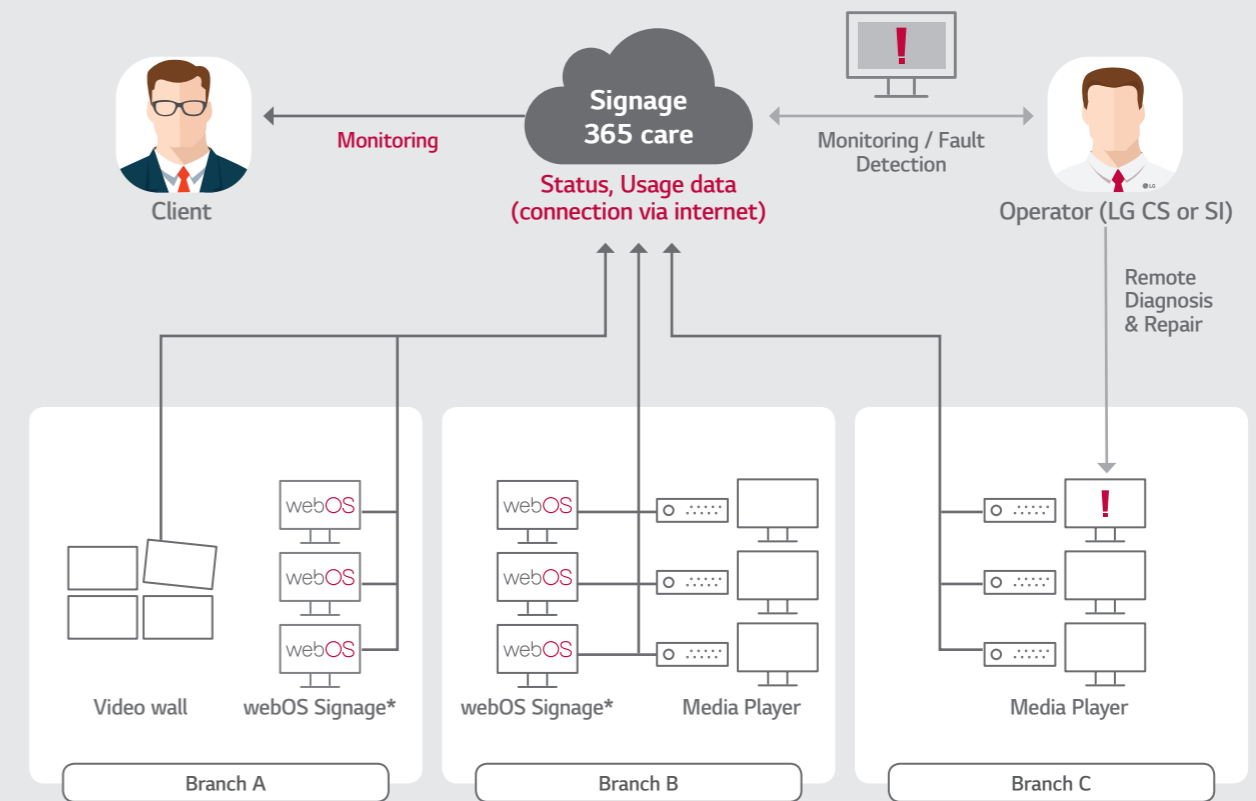
SuperSign Control+ is a remote control and monitoring software solution optimized for LG digital signages. It focuses on large scale deployment, supporting more than thousands of displays. Multiple accounts can access the SuperSign Control+ server via network to monitor the status of connected displays in real-time, control them, and adjust their setting values. As an ever-ready solution, it continuously monitors the status of displays and instantly sends out e-mail alerts to administrators when problems occur. Alerts and warnings can be customized according to various parameters such as power, fan and temperature as managers see fit.



Signage 365 Care

Real-time Monitoring and Fault Detection

Signage 365 Care is a cloud service solution for remotely managing the operating status of signage displays installed in client workplaces. Through this service, causes of the fault can be easily identified prior to onsite visit, which leads to less time and cost for troubleshooting, ensuring the stable operation of a client's business.



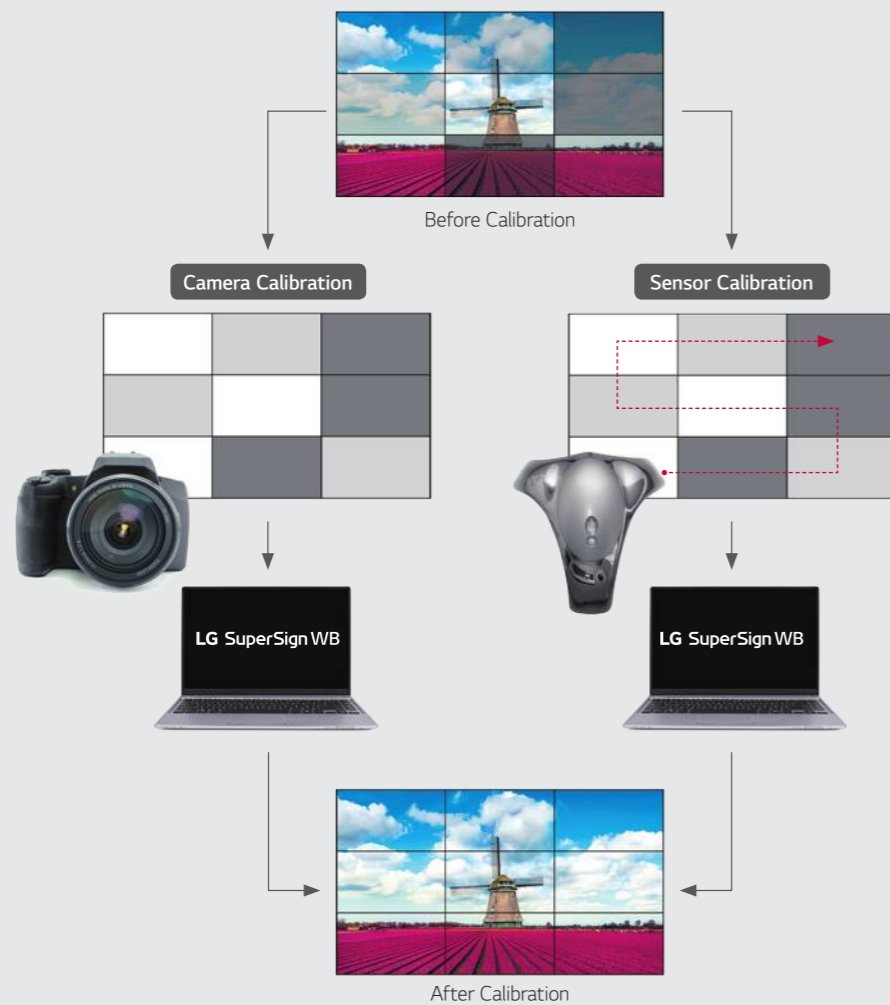
* The versions of webOS and displays supported are currently being expanded. For further details, please contact LG sales in your region.

LG SuperSign - A Powerful yet Simple Software Solution

SuperSign WB

Achieve Superb Color Consistency

Delivering stable and accurate color among connected displays is a key factor in determining the picture quality of a video wall. SuperSign WB adjusts the white balance to achieve this purpose by supporting camera and sensor calibration. Camera calibration* lets users save time and manpower due to a simpler process than traditional sensor calibration, but it can recognize up to 3x3 layouts. So sensor calibration** is recommended when a video wall layout has an irregular shape or is beyond 3x3 tiling.



* Supported camera models: Nikon D5300, D5500, D5600

** Supported sensor models: Spyder 3/4/5, i1 Display Pro, ACB8300, CA210/310

SuperSign CMS

	~ 50	~ 500	~ 1000
Server Construction	Single Server	Single Server	Single Server
Recommended OS	Windows 7 Windows 8.1 Windows 10	Windows 7 Windows 8.1 Windows 10 Windows Server 2012 R2 Windows Server 2016	Windows 7 Windows 8.1 Windows 10 Windows Server 2012 R2 Windows Server 2016
CPU	Intel Core 2 Duo (2.5 GHz) or higher	Intel i7 or higher	Intel XEON E5-2676 v3 8 Core or higher
Memory	4 GB or more	4 GB or more	8 GB or more
HDD	40 GB or more of free space	40 GB or more of free space	40 GB or more of free space
Network Bandwidth	100 Mbps or higher	100 Mbps or higher	100 Mbps or higher
Browser	Internet Explorer 10 or later Chrome 50 or later	Internet Explorer 10 or later Chrome 50 or later	Internet Explorer 10 or later Chrome 50 or later

SuperSign Control+

	SuperSign Control+ Manager	SuperSign Control+ Agent
Recommended OS	Windows 7 64bit Platform Windows 10 64bit Platform Windows Server 2012 R2 64bit Platform	Windows 7 Windows 10 Windows Server 2012 R2
CPU	Intel XEON E5-2676 v3 8 Core or higher	Intel Core 2 Duo (2.5 GHz) or higher
Memory	8 GB or more	4 GB or more
HDD	40 GB or more of free space	40 GB or more of free space
Network Bandwidth	100 Mbps or higher	100 Mbps or higher
Browser	Chrome 50 or later	N/A

SuperSign WB

Contents	Specifications
Camera	DSLR Camera Nikon D5300, D5500, D5600
Lens	AF-S DX NIKKOR 18-55mm F3.5-5.6G VR II
Tripod	Doesn't matter
USB	One available Camera to PC (USB) connect cable Recommended : USB extender cable 10M (32 feet)
RS232	One available RS232 to PC (USB) connect cable Recommended : RS232 Serial extender cable 10M (32 feet)

Camera Calibration

- Supported models : Camera calibration is restricted to video wall models in configurations of up to 3x3.
- For optimal calibration results, your camera and video wall must each be facing the front center of the other.
- Install your camera in a horizontal orientation. Positioning your camera vertically may cause monitor detection to fail, which will lead to improper calibration.
- Only video walls configured in a square formation can be calibrated. Irregularly installed video walls are not supported.

