

2011-13 Transportation Budget

Operating and Capital

TABLE OF CONTENTS

Subject	Page
Agency Summary Report	434
Pie Chart: Major Components by Agency	435
Budget Highlights	436
Pie Chart: Components by Fund Type	440
Pie Chart: Major Components by Fund Source and Type.....	441
Fund Summary Report	442
2011-13 Transportation Project Lists	443
LEAP Transportation Document 2011-1	444
2011-13 Biennium Transportation Budget Nickel/TPA Highway Project List	
LEAP Transportation Document 2011-2	467
2011-13 Biennium Transportation Budget Project List	
LEAP Transportation Document 2011-A.....	498
Pedestrian and Bicycle Safety Program Projects and Safe Routes to Schools Program Projects	
LEAP Transportation Document 2011-B.....	501
Regional Mobility Grant Program Projects	
Directory of Agency Detail Reports	503
2011 Supplemental Transportation Budget.....	553

2011-13 Washington State Transportation Budget

Agency Summary

TOTAL OPERATING AND CAPITAL BUDGET

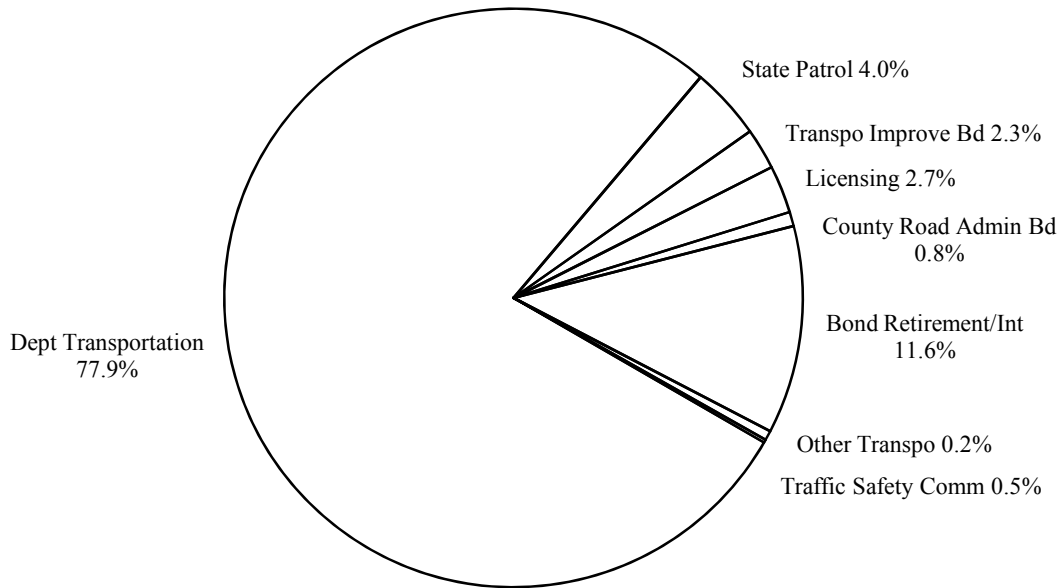
Total Appropriated Funds

(Dollars in Thousands)

	Enacted
Department of Transportation	7,028,561
Pgm B - Toll Op & Maint-Op	57,072
Pgm C - Information Technology	70,580
Pgm D - Facilities-Operating	25,420
Pgm D - Facilities-Capital	5,433
Pgm F - Aviation	8,146
Pgm H - Pgm Delivery Mgmt & Suppt	46,443
Pgm I - Hwy Const/Improvements	4,034,328
Pgm K - Public/Private Part-Op	711
Pgm M - Highway Maintenance	378,435
Pgm P - Hwy Const/Preservation	753,714
Pgm Q - Traffic Operations	50,774
Pgm Q - Traffic Operations - Cap	12,039
Pgm S - Transportation Management	28,311
Pgm T - Transpo Plan, Data & Resch	48,226
Pgm U - Charges from Other Agys	88,929
Pgm V - Public Transportation	111,466
Pgm W - WA State Ferries-Cap	283,341
Pgm X - WA State Ferries-Op	463,606
Pgm Y - Rail - Op	29,912
Pgm Y - Rail - Cap	426,444
Pgm Z - Local Programs-Operating	11,062
Pgm Z - Local Programs-Capital	94,169
Washington State Patrol	364,759
Department of Licensing	239,909
Joint Transportation Committee	2,034
LEAP Committee	494
Office of Financial Management	6,811
Utilities and Transportation Comm	504
WA Traffic Safety Commission	48,893
Archaeology & Historic Preservation	417
County Road Administration Board	72,090
Transportation Improvement Board	208,481
Transportation Commission	2,213
Freight Mobility Strategic Invest	686
State Parks and Recreation Comm	986
Department of Agriculture	1,185
Total Appropriation	7,978,023
Bond Retirement and Interest	1,049,389
Total	9,027,412

2011-13 Transportation Budget
Chapter 367, Laws of 2011, Partial Veto (ESHB 1175)
Total Appropriated Funds
(Dollars in Thousands)

MAJOR COMPONENTS BY AGENCY
Total Operating and Capital Budget



Major Transportation Agencies	
Department of Transportation	7,028,561
Washington State Patrol	364,759
Transportation Improvement Board	208,481
Department of Licensing	239,909
County Road Administration Board	72,090
Bond Retirement and Interest	1,049,389
Washington Traffic Safety Commission	48,893
Other Transportation	15,330
Total	9,027,412

2011-13 Transportation Budget

Budget Summary

- The transportation budget appropriates \$9.0 billion for transportation operations and capital needs for the upcoming biennium.
- Of the 421 projects paid for by the 2003 Transportation (Nickel) and Transportation Partnership Account (TPA) revenue, almost 300 have been completed. The sum of \$4.1 billion is provided in the 2011-13 biennial budget for all highway improvements, including the continued implementation of these projects started by the 2003 and 2005 Legislatures.
- Additionally, substantial investments are made to preserve and maintain the state's highway system (\$1.1 billion).
- The transportation budget also makes significant investments in passenger rail (\$426 million), ferry terminal and vessel projects (\$283 million), freight mobility and rail projects (\$38 million), and transit and bike/pedestrian grant programs (\$110 million).
- Transportation revenue sources have continued to grow more slowly than expected, with projected revenues for the 2011-13 biennium \$100 million less than what was assumed a year ago (a roughly 2 percent decrease).
- For the 10-year outlook, the revenue forecast changes resulted in a downward correction of about \$860 million (about 4 percent) over a 10-year period with respect to state revenues. In combination with changes in assumptions about the utilization of federal funding, the cost to deliver Nickel and TPA projects, and the need to issue bonds, the forecast changes increased the gap over a 10-year period between expected resources and outlays by another \$600 million (on top of the known \$1.1 billion at the end of the 2010 session) to a total gap of about \$1.7 billion.

Accountability Measures

With the completion of the Nickel and TPA construction programs in sight and the continuing erosion of underlying transportation revenues, the transportation budget emphasizes accountability and efficiency measures. State transportation agencies are directed to reduce administrative and overhead costs and seek new means of partnering with the private sector to deliver public services. The state will need to demonstrate that current resources are well managed before new revenues may be raised for future investments.

Increased Partnerships with the Private Sector

The transportation budget directs the Department of Transportation (DOT) to transition to a smaller, more efficient technical and engineering workforce. DOT will reduce its workforce levels by 400 full-time equivalent (FTE) employees by the end of the 2011-13 biennium, with an eventual reduction of 800 FTEs.

The Joint Transportation Committee will conduct a study to evaluate the potential for financing state transportation projects using innovative financing methods, including public private partnerships. The study will evaluate whether public private partnerships are in the public interest, including the effects of private versus public financing on the state's bonding capacity.

Ferry System Accountability

At the bargaining table, Washington State Ferries (WSF) management and labor successfully reached an agreement to bring marine employee benefits more in line with represented general government employee benefits. These efforts are estimated to save \$10 million per year. In addition, labor representatives have committed to starting these savings during the 2009-11 biennium, saving the system an additional estimated \$500,000. Reductions in headquarters and administrative activities will save an additional \$4.1 million. All in

all, savings in the ferry system budget total almost \$25 million but are not sufficient to balance the operating account for the next biennium. As a result, \$90 million will have to be transferred from other transportation accounts to ensure continuous, sustainable service.

In addition to the WSF budget changes, the Marine Employees Commission will be consolidated into the Public Employee Relations Commission resulting in \$400,000 savings to the transportation budget.

Reductions in Transportation Budgets

To help close the transportation deficit, transportation agencies are asked to trim ongoing daily operations. This initiative will achieve \$25.8 million in biennial budget savings.

Efficiencies in contracted services for Tacoma Narrows Bridge tolling operations will save an estimated \$4.5 million. Effective February 2011, a new statewide Customer Service Center (CSC) opened to replace the existing CSC. Costs for this contract will be allocated among the Tacoma Narrows Bridge (TNB), State Route (SR) 167, and the SR 520 Bridge.

Consistent with policies enacted in the Omnibus Appropriations Act, a temporary 3 percent reduction in salaries is expected to save \$17.9 million for the 2011-13 biennium, and \$13.6 million will be saved by suspending the cost-of-living allowances for members of the Plan 1 retirement systems.

The Amtrak Cascades passenger rail service, a service sponsored by the state, expects \$7.5 million in Amtrak credit savings during the 2011-13 biennium.

Operating Investments in Transportation in the 2011-13 Biennium

The transportation operating budget for the 2011-13 biennium includes expenditure authority of \$3.2 billion, an increase of about \$300 million from the enacted 2009-11 biennial budget as amended in 2010.

Investments in Information Technology and Equipment

The amount of \$7.4 million is provided through short-term financing (certificates of participation [COPs]) for an online fuel tax collection system. The Department of Licensing collects fuel tax revenue of over \$1.2 billion a year. The current system requires labor-intensive manual processes and results in an estimated loss of revenue of \$3 million to \$6 million a year. In addition to increased revenue, a new system will provide customer benefits such as electronic filing and improved quality and availability of information. The elimination of paperwork processing is expected to eliminate the need for 10 FTEs and provide savings in processing costs beginning in fiscal year 2014.

The \$10.8 million Enterprise Time Keeping system will support WSF's ability to manage employee time, leave, and benefit usage, an important tool in the effort to respond to criticism of the ferry system's ability to manage its own employees. The system will replace existing personnel and payroll systems at DOT.

The Washington State Patrol's (WSP) Mobile Office Platform is funded at \$7.3 million through COPs. When fully implemented, all highway system troopers will have computer access in their patrol cars, allowing queries to the electronic driver and vehicle databases. The troopers will also have access to digital cameras to record video evidence. These tools will increase officer efficiency and data accuracy, officer and public safety, and liability mitigation.

For WSP, the transportation budget fully funds the equipment, infrastructure, and systems integration costs related to complying with the Federal Communications Commission's narrowbanding requirements. The investment will allow WSP to maintain continuity of radio coverage upon the change on January 1, 2013. In all, \$40.1 million is provided through COPs.

The above four projects will be completed during the 2011-13 timeframe.

Multimodal Investments

The transportation budget includes continued support of the Regional Mobility Grant program at \$40 million. The Regional Mobility Grant program supports local efforts to improve transit mobility and reduce congestion on our most heavily traveled roadways. Eligible agencies include transit agencies (including Sound Transit), cities, and counties. The next cycle of these grants will focus on construction projects that achieve the interconnectivity goals of the state program.

Rural Mobility grants are continued at \$17 million. Half of this funding is distributed to transit systems to address sales tax collections disparity. The other half is awarded on a competitive basis to providers of rural mobility service in areas not served or underserved by transit agencies.

For 2011-13, the vanpool program will receive \$6 million to purchase 288 vans, of which 20 will be dedicated for use in the Joint Base Lewis-McChord corridor. During its first six years, the statewide vanpool program has doubled the number of vanpools in our state. With the economic downturn, the focus of the program is turning to replacement vans.

For the Safe Routes to School and Pedestrian/Bike Safety grant programs, \$11 million in state funding is provided for new projects. Washington's Safe Routes to School program provides technical assistance and resources to cities, counties, schools, school districts, and state agencies for improvements that get more children walking and bicycling to school safely. The Pedestrian and Bicycle Safety program objective is to improve the transportation system to enhance safety and mobility for people who choose to walk or bike.

Other Investment Priorities

The budget restores proposed ferry service reductions through a shift of funds that would otherwise be used to begin work on a second 144-car class vessel.

To address the emerging issue of congestion in the region of the Joint Base Lewis-McChord, the transportation budget includes \$630,000 for a couple of initiatives in addition to the aforementioned vanpools. First, DOT will collaborate with the affected transportation planning organizations and transit agencies to develop a plan to reduce vehicle demand and increase public transportation options. Also, to reduce collisions and travel delays, DOT will complete the ramp-metering project at on-ramps in the northbound direction of Interstate 5 in the Joint Base area.

For stormwater permit compliance, the transportation budget provides \$10.2 million. DOT's February 2009 National Pollutant Discharge Elimination System permit expands coverage to more than 100 cities and counties across the state, increasing the number of regulated state highway centerline miles by 40 percent from 1,140 to 1,600. The new permit establishes 51 specific performance indicators and 396 specific compliance actions.

An additional \$6.9 million is invested in the highway maintenance backlog, building on the previous biennium's commitment to the stewardship of the state's roadways, for a total of \$22.7 million. The backlog was estimated in 2008 to be approximately \$85 million.

Almost \$64 million is provided for increased fuel costs at WSP, the ferry system, and for the maintenance program at DOT. The ferry system is exempted from bio-fuel usage for the 2011-13 biennium.

Capital Construction Investments in Transportation in the 2011-13 Biennium

During the 2011-13 biennium, the transportation budget will invest \$5.9 billion in transportation capital construction (highways, rail, and ferries). Within this amount, just over \$2 billion is provided to address the

safety issues posed by the SR 520 Bridge and the SR 99 Alaskan Way Viaduct. The remaining funds will ensure busy 2011 and 2012 summer construction seasons all around the state.

Higher Speed Rail

Washington State continues to attract federal funds for its higher speed rail program. In addition to the \$590 million in federal funds awarded in 2010, Washington State won \$145 million from funds given back by Ohio and Wisconsin. With these funds, the Amtrak Cascades program will be able to add service, reduce delays, and increase on-time performance by improving track quality and reliability. These investments come at a time when rail ridership is at its highest levels in the 16 years the program has been in existence.

Freight Mobility and Rail Investments

The transportation budget continues support of the strategic investments in projects identified by the Freight Mobility and Strategic Investment Board (FMSIB). About \$38 million is provided for this purpose.

For the 2011-13 biennium, the transportation budget continues support of the Freight Rail Investment Bank Loan program (\$5.8 million) and the Freight Rail Assistance grant program (\$2.75 million). Both programs seek to improve the freight rail system in the state, and projects must benefit the state's interests.

Ferries

The transportation budget provides sufficient funding to begin construction of a 144-car vessel with \$124 million in 2011-13. In addition, WSF will take delivery of the last of three new Kwa-di Tabil class ferries, the MV Kennewick, in January 2012. The sum of \$32 million is included in the transportation budget for the completion of this vessel.

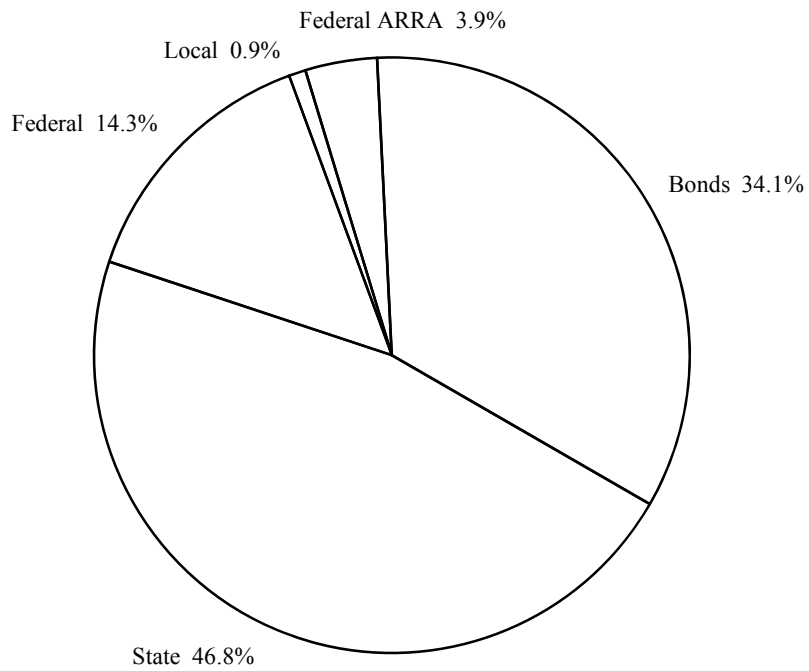
Highway Construction

The transportation budget reflects the apex of the construction of investments under the Nickel and TPA packages enacted in 2003 and 2005, respectively. On the improvements side, over \$4.1 billion is provided, addressing both minor and major investment priorities, such as the Alaskan Way Viaduct replacement and the North Spokane Corridor development. For preservation activities, the transportation budget includes over \$750 million. These include asphalt and chip seal road overlays, bridge repair to address seismic and scour issues, concrete roadways preservation, spot intersection improvements to address safety issues, emergency slides and floods, guardrail retrofit, and many other aspects of necessary, ongoing preservation work.

2011-13 Transportation Budget
Chapter 367, Laws of 2011, Partial Veto (ESHB 1175)
Total Appropriated Funds

(Dollars in Thousands)

COMPONENTS BY FUND TYPE
Total Operating and Capital Budget

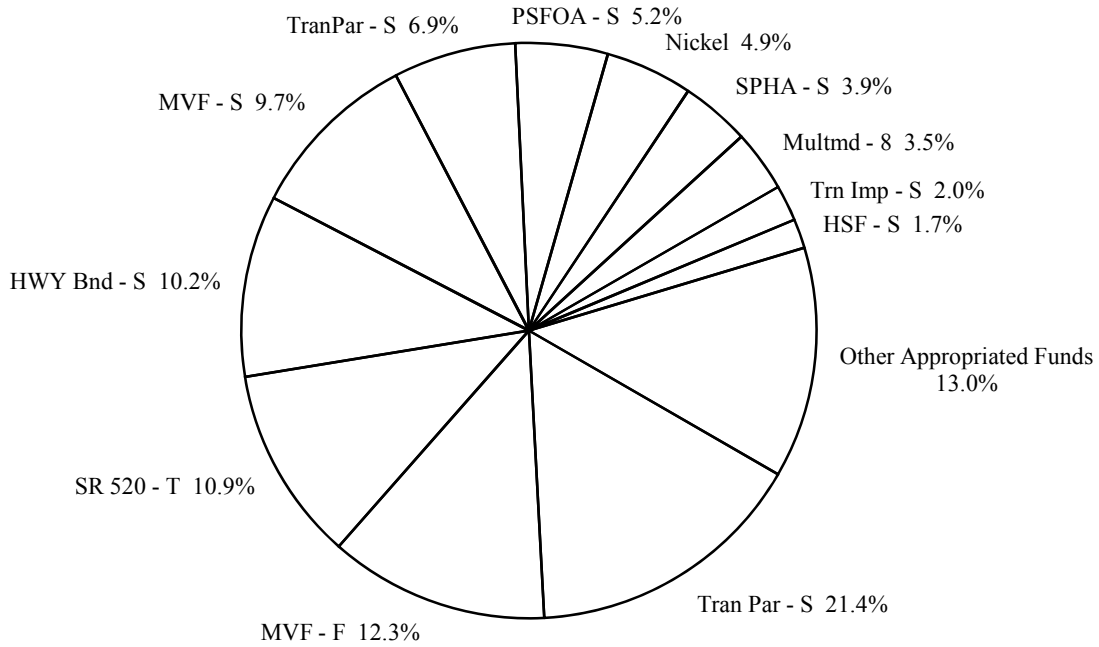


Fund Type	
State	4,221,020
Federal	1,290,947
Local	82,169
Federal ARRA	353,081
Bonds	<u>3,080,195</u>
Total	9,027,412

2011-13 Transportation Budget
Chapter 367, Laws of 2011, Partial Veto (ESHB 1175)
Total Appropriated Funds

(Dollars in Thousands)

MAJOR COMPONENTS BY FUND SOURCE AND TYPE
Total Operating and Capital Budget



Major Fund Source	
Transportation Partnership Account - Bonds (TranPar - T)	1,427,696
Motor Vehicle Account - Federal (MVF - F)	1,113,832
SR 520 Corridor Account - Bonds (SR 520 - T)	987,717
Highway Bond Retirement Account - State (HWY Bnd - S)	920,560
Motor Vehicle Account - State (MVF - S)	878,432
Transportation Partnership Account - State (TranPar - S)	621,814
Puget Sound Ferry Operations Acct - State (PSFOA - S)	468,226
Transportation 2003 Acct (Nickel) - Bonds (Nickel - T)	443,148
State Patrol Highway Account - State (SPHA - S)	350,387
Multimodal Transportation Account (Multmd - 8)	311,845
Transportation Improvement Account - State (Trn Imp - S)	182,560
Highway Safety Account - State (HSF - S)	149,171
Other Appropriated Funds	1,172,024
Total	9,027,412

2011-13 Washington State Transportation Budget

Fund Summary

TOTAL OPERATING AND CAPITAL BUDGET

(Dollars in Thousands)

	MVF State *	P.S. Ferry Op Acct State	Nickel Acct State *	WSP Hwy Acct State	Transpo Partner State *	Multimod Acct State *	Other Approp *	Total Approp
Department of Transportation	872,165	463,606	555,492	0	2,045,760	190,472	2,901,066	7,028,561
Pgm B - Toll Op & Maint-Op	535	0	0	0	0	0	56,537	57,072
Pgm C - Information Technology	67,297	0	1,460	0	1,460	363	0	70,580
Pgm D - Facilities-Operating	25,420	0	0	0	0	0	0	25,420
Pgm D - Facilities-Capital	5,433	0	0	0	0	0	0	5,433
Pgm F - Aviation	0	0	0	0	0	0	8,146	8,146
Pgm H - Pgm Delivery Mgmt & Suppt	45,693	0	0	0	0	250	500	46,443
Pgm I - Hwy Const/Improvements	86,139	0	436,005	0	1,991,547	1	1,520,636	4,034,328
Pgm K - Public/Private Part-Op	601	0	0	0	0	110	0	711
Pgm M - Highway Maintenance	371,435	0	0	0	0	0	7,000	378,435
Pgm P - Hwy Const/Preservation	67,790	0	0	0	34,182	0	651,742	753,714
Pgm Q - Traffic Operations	48,597	0	0	0	0	0	2,177	50,774
Pgm Q - Traffic Operations - Cap	6,439	0	0	0	0	0	5,600	12,039
Pgm S - Transportation Management	27,308	0	0	0	0	973	30	28,311
Pgm T - Transpo Plan, Data & Resch	22,020	0	0	0	0	662	25,544	48,226
Pgm U - Charges from Other Agys	85,209	0	0	0	0	3,320	400	88,929
Pgm V - Public Transportation	0	0	0	0	0	41,463	70,003	111,466
Pgm W - WA State Ferries-Cap	0	0	118,027	0	12,536	43,265	109,513	283,341
Pgm X - WA State Ferries-Op	0	463,606	0	0	0	0	0	463,606
Pgm Y - Rail - Op	0	0	0	0	0	29,612	300	29,912
Pgm Y - Rail - Cap	0	0	0	0	0	52,000	374,444	426,444
Pgm Z - Local Programs-Operating	8,495	0	0	0	0	0	2,567	11,062
Pgm Z - Local Programs-Capital	3,754	0	0	0	6,035	18,453	65,927	94,169
Washington State Patrol	0	0	0	350,387	0	0	14,372	364,759
Department of Licensing	76,838	0	0	0	0	0	163,071	239,909
Joint Transportation Committee	2,034	0	0	0	0	0	0	2,034
LEAP Committee	494	0	0	0	0	0	0	494
Office of Financial Management	2,191	4,620	0	0	0	0	0	6,811
Utilities and Transportation Comm	0	0	0	0	0	0	504	504
WA Traffic Safety Commission	0	0	0	0	0	0	48,893	48,893
Archaeology & Historic Preservation	417	0	0	0	0	0	0	417
County Road Administration Board	2,967	0	0	0	0	0	69,123	72,090
Transportation Improvement Board	0	0	0	0	0	0	208,481	208,481
Transportation Commission	2,101	0	0	0	0	112	0	2,213
Freight Mobility Strategic Invest	686	0	0	0	0	0	0	686
State Parks and Recreation Comm	986	0	0	0	0	0	0	986
Department of Agriculture	1,185	0	0	0	0	0	0	1,185
Total Appropriation	962,064	468,226	555,492	350,387	2,045,760	190,584	3,405,510	7,978,023
Bond Retirement and Interest	393	0	1,359	0	3,750	164	1,043,723	1,049,389
Total	962,457	468,226	556,851	350,387	2,049,510	190,748	4,449,233	9,027,412

* Includes Bond amounts.

2011-13 Transportation Project Lists

Subject	Page
LEAP Transportation Document 2011-1.....	444
<i>2011-13 Biennium Transportation Budget Nickel/TPA* Highway Project List</i>	
This document is the official list for all Highway Improvement and Preservation projects funded in part or entirely from the 2003 Transportation (Nickel) Account funding package or the 2005 Transportation Partnership Account (TPA) funding package.	
LEAP Transportation Document 2011-2.....	467
<i>2011-13 Biennium Transportation Budget Project List</i>	
This document lists all funded state transportation projects, excluding grant programs.	
LEAP Transportation Document 2011-A.....	498
<i>Pedestrian and Bicycle Safety Program Projects and Safe Routes to Schools Program Projects</i>	
LEAP Transportation Document 2011-B.....	501
<i>Regional Mobility Grant Program Projects</i>	

2011-13 Biennium Transportation Budget Nickel/TPA Highway Project List
LEAP Transportation Document 2011-1 as Developed April 19, 2011
2003 (Nickel) Account and 2005 Transportation Partnership Account (TPA) Projects
Highway Improvement Program (I)

Route	Project	Leg Dist	Prior	(Dollars in Thousands)							Total
				2011-13	2013-15	2015-17	2017-19	2019-21	2021 +		
Highway Improvements Program (I)											
000	099999A - Statewide Roadside Safety Improvements Program (TPA)	99	6,845,633	3,735,882	1,996,670	581,841	89,391	81,785	542,863	13,874,065	
	2005 Transportation Partnership Account - State		29,647	105	2	0	0	0	0	29,754	
	Motor Vehicle Account - Federal		29,443	105	2	0	0	0	0	29,550	
	Motor Vehicle Account - Local		200	0	0	0	0	0	0	200	
000	0B14ENV - Environmental Mitigation Reserve - Nickel/TPA	99	0	1,606	2,230	2,423	1,781	1,028	870	9,938	
	2005 Transportation Partnership Account - State		0	361	1,006	1,536	1,226	810	746	5,685	
	Transportation 2003 (Nickel) Account - State		0	1,245	1,224	887	555	218	124	4,253	
002	100236E - US 2/Pickle Farm Road and Gunn Road - Add Turn Lanes	39	1,262	0	0	0	0	0	0	1,262	
	Motor Vehicle Account - Federal		360	0	0	0	0	0	0	360	
	Motor Vehicle Account - Local		116	0	0	0	0	0	0	116	
	Motor Vehicle Account - State		4	0	0	0	0	0	0	4	
	Transportation 2003 (Nickel) Account - State		782	0	0	0	0	0	0	782	
002	200200Z - US 2/Wenatchee - Build Trail Connection	12	1,802	0	0	0	0	0	0	1,802	
	2005 Transportation Partnership Account - State		1,802	0	0	0	0	0	0	1,802	
002	200201E - US 2/US 97 Peshastin E - New Interchange	12	20,698	0	0	0	0	0	0	20,698	
	Motor Vehicle Account - Local		58	0	0	0	0	0	0	58	
	Transportation 2003 (Nickel) Account - State		20,640	0	0	0	0	0	0	20,640	
002	200201H - US 2/S of Orondo - Add Passing Lane	12	2,423	0	0	0	0	0	0	2,423	
	2005 Transportation Partnership Account - State		2,423	0	0	0	0	0	0	2,423	
002	200201J - US 2/East Wenatchee N - Access Control	12	51	313	0	0	0	0	0	364	
	2005 Transportation Partnership Account - State		51	313	0	0	0	0	0	364	
002	600230C - US 2/N Glen-Elk Chattaroy Rd Intersection - Intersection Improvements	04, 07	740	0	0	0	0	0	0	740	
	2005 Transportation Partnership Account - State		740	0	0	0	0	0	0	740	
003	300344C - SR 3/Belfair Bypass - New Alignment	35	2,910	435	0	0	0	0	11,188	14,533	
	2005 Transportation Partnership Account - State		2,594	0	0	0	0	0	11,188	13,782	
	Motor Vehicle Account - State		316	435	0	0	0	0	0	751	
003	300344D - SR 3/Belfair Area - Widening and Safety Improvements	35	2,771	4,045	11,338	0	0	0	0	18,154	
	2005 Transportation Partnership Account - State		2,771	4,045	11,338	0	0	0	0	18,154	
003	300348A - SR 3/Fairmont Ave to Goldsborough Creek Br - Replace Bridge	35	230	0	0	0	0	0	13,635	13,865	
	2005 Transportation Partnership Account - State		230	0	0	0	0	0	13,635	13,865	
003	300348B - SR 3/let US 101 to Mill Creek - Safety	35	467	0	0	0	0	0	0	467	
	2005 Transportation Partnership Account - State		467	0	0	0	0	0	0	467	
005	100505A - I-5/Pierce Co Line to Tukwila Interchange - Add HOV Lanes	11, 30, 33	138,946	0	0	0	0	0	0	138,946	
	Motor Vehicle Account - Federal		64,886	0	0	0	0	0	0	64,886	

2011-13 Biennium Transportation Budget Nickel/TPA Highway Project List
LEAP Transportation Document 2011-1 as Developed April 19, 2011
2003 (Nickel) Account and 2005 Transportation Partnership Account (TPA) Projects
Highway Improvement Program (I)

Route	Project	Leg Dist	Prior	(Dollars in Thousands)					2021 +	Total
				2011-13	2013-15	2015-17	2017-19	2019-21		
	Motor Vehicle Account - Local		1,510	0	0	0	0	0	1,510	
	Motor Vehicle Account - State		22,639	0	0	0	0	0	22,639	
	Transportation 2003 (Nickel) Account - State		49,911	0	0	0	0	0	49,911	
005	100525P - I-5/5th Ave NE to NE 92nd St - Noise Wall	46	8,918	138	31	1	0	0	9,088	
	2005 Transportation Partnership Account - State		8,918	138	31	1	0	0	9,088	
005	100529C - I-5/NE 175th St to NE 205th St - Add NB Lane	32	8,735	0	0	0	0	0	8,735	
	Motor Vehicle Account - Federal		1,180	0	0	0	0	0	1,180	
	Motor Vehicle Account - State		348	0	0	0	0	0	348	
	Transportation 2003 (Nickel) Account - State		7,207	0	0	0	0	0	7,207	
005	100535H - I-5/52nd Ave W to SR 526 - Roadside Safety and Ramp Improvements	01, 21, 38, 44	2,703	0	0	0	0	0	2,703	
	Motor Vehicle Account - Federal		199	0	0	0	0	0	199	
	Motor Vehicle Account - State		22	0	0	0	0	0	22	
	Transportation 2003 (Nickel) Account - State		2,482	0	0	0	0	0	2,482	
005	100536D - I-5/SR 525 Interchange Phase	01, 21	644	0	0	0	0	0	20,001	
	2005 Transportation Partnership Account - State		644	0	0	0	0	0	19,357	
005	100537B - I-5/196th St (SR 524) Interchange - Build Ramps	01, 21	22,398	11,174	203	0	0	0	33,775	
	2005 Transportation Partnership Account - State		22,398	11,174	203	0	0	0	33,775	
005	100543M - I-5/SR 526 to Marine View Drive - Add HOV Lanes	38, 44	220,118	0	0	0	0	0	220,118	
	Motor Vehicle Account - Federal		3,311	0	0	0	0	0	3,311	
	Motor Vehicle Account - Local		618	0	0	0	0	0	618	
	Motor Vehicle Account - State		2,641	0	0	0	0	0	2,641	
	Transportation 2003 (Nickel) Account - State		213,548	0	0	0	0	0	213,548	
005	100552S - I-5/SR 532 NB Interchange Ramps - Add Turn Lanes	10	6,684	0	0	0	0	0	6,684	
	Motor Vehicle Account - Local		9	0	0	0	0	0	9	
	Motor Vehicle Account - State		401	0	0	0	0	0	401	
	Transportation 2003 (Nickel) Account - State		6,274	0	0	0	0	0	6,274	
005	100553N - I-5/172nd St NE (SR 531) Interchange - Rebuild Interchange	10	34,678	79	5	0	0	0	34,762	
	2005 Transportation Partnership Account - State		20,160	79	5	0	0	0	20,244	
	Motor Vehicle Account - Federal		8,337	0	0	0	0	0	8,337	
	Motor Vehicle Account - Local		5,978	0	0	0	0	0	5,978	
	Motor Vehicle Account - State		203	0	0	0	0	0	203	
005	100559S - I-5/Fischer Creek Vicinity - Stormwater Drainage Improvements	10	240	0	0	0	0	0	240	
	2005 Transportation Partnership Account - State		240	0	0	0	0	0	240	
005	100583S - I-5/Chuckanut Creek Vicinity - Stormwater Drainage Improvements	40	455	0	0	0	0	0	455	
	2005 Transportation Partnership Account - State		455	0	0	0	0	0	455	
005	100583W - I-5/Padden Creek Vicinity - Stormwater Drainage Improvements	40	204	18	0	0	0	0	222	
	2005 Transportation Partnership Account - State		204	18	0	0	0	0	222	

2011-13 Biennium Transportation Budget Nickel/TPA Highway Project List
LEAP Transportation Document 2011-1 as Developed April 19, 2011
2003 (Nickel) Account and 2005 Transportation Partnership Account (TPA) Projects
Highway Improvement Program (I)

Route	Project	Leg Dist	Prior	(Dollars in Thousands)							2021 +	Total
				2011-13	2013-15	2015-17	2017-19	2019-21				
005	100584A - I-5/SB Ramps at SR 11/Old Fairhaven Parkway - Add Ramp Lane Motor Vehicle Account - Federal Motor Vehicle Account - Local Motor Vehicle Account - State Transportation 2003 (Nickel) Account - State	40	2,249 821 260 354 814	0 0 0 0 0	0 0 0 0 0	0 0 0 0 0	0 0 0 0 0	0 0 0 0 0	0 0 0 0 0	0 0 0 0 0	2,249 821 260 354 814	
005	100585Q - I-5/36th St Vicinity to SR 542 Vicinity - Ramp Reconstruction 2005 Transportation Partnership Account - State Motor Vehicle Account - Federal Motor Vehicle Account - State	40, 42	18,383 6,055 7,353 4,975	3,975 3,975 0 0	0 0 0 0	0 0 0 0	0 0 0 0	0 0 0 0	0 0 0 0	0 0 0 0	22,358 10,030 7,353 4,975	
005	100591G - I-5/Squalicum Creek Vicinity - Stormwater Drainage Improvements 2005 Transportation Partnership Account - State	42	150 150	0 0	0 0	0 0	0 0	0 0	0 0	0 0	150 150	
005	100591Y - I-5/Bakerview Rd to Nooksack River Br-Slater Rd I/C - Safety Improv Motor Vehicle Account - Federal Motor Vehicle Account - State Transportation 2003 (Nickel) Account - State	42	46 11 1 34	0 0 0 0	0 0 0 0	0 0 0 0	0 0 0 0	0 0 0 0	0 0 0 0	0 0 0 0	46 11 1 34	
005	100597B - I-5/SR 534 to Cook Rd - Corridor Access Study 2005 Transportation Partnership Account - State	10, 40	799 799	0 0	0 0	0 0	0 0	0 0	0 0	0 0	799 799	
005	300504A - I-5/Tacoma HOV Improvements (Nickel/TPA) 2005 Transportation Partnership Account - State Motor Vehicle Account - Fed STP (Stim Package) Motor Vehicle Account - Federal Motor Vehicle Account - Local Motor Vehicle Account - State Multimodal Account - State Transportation 2003 (Nickel) Account - State	25, 27, 29	478,218 110,980 41,540 20,762 682 38,301 2 265,951	319,562 253,444 79 0 4 0 1 66,034	288,269 288,200 0 0 0 0 69	153,979 153,937 0 0 0 0 42	36,395 34,716 0 1,481 0 156 0 42	79,667 79,667 0 0 0 0 0 0	121,261 121,261 0 0 0 0 0 0	1,477,351 1,042,205 41,619 22,243 686 38,457 3 332,138		
005	300518C - I-5/Queets Dr E Tanglewilde - Add Noise Wall 2005 Transportation Partnership Account - State Motor Vehicle Account - Local	22	672 672 0	1,306 1,305 1	0 0 0	0 0 0	0 0 0	0 0 0	0 0 0	0 0 0	1,978 1,977 1	
005	300518D - I-5/14th Ave Thompson Pl - Add Noise Wall 2005 Transportation Partnership Account - State	22	942 942	1,856 1,856	0 0	0 0	0 0	0 0	0 0	0 0	2,798 2,798	
005	300581A - I-5/Grand Mound to Maytown - Add Lanes and Replace Intersection Motor Vehicle Account - Federal Motor Vehicle Account - Local Motor Vehicle Account - State Transportation 2003 (Nickel) Account - State	20	98,892 1,930 59 1,583 95,320	16,403 0 91 0 16,312	40 0 0 0 40	0 0 0 0 0	0 0 0 0 0	0 0 0 0 0	0 0 0 0 0	0 0 0 0 0	115,335 1,930 150 1,583 111,672	
005	400506A - I-5/Columbia River Crossing/Vancouver - EIS 2005 Transportation Partnership Account - State Motor Vehicle Account - Federal	49	133,008 41,682 34,009	39,701 8,321 31,380	0 0 0	0 0 0	0 0 0	0 0 0	0 0 0	0 0 0	0 0 0	172,709 50,003 65,389

2011-13 Biennium Transportation Budget Nickel/TPA Highway Project List
LEAP Transportation Document 2011-1 as Developed April 19, 2011
2003 (Nickel) Account and 2005 Transportation Partnership Account (TPA) Projects
Highway Improvement Program (I)

Route	Project	Leg Dist	Prior	(Dollars in Thousands)							2021 +	Total
				2011-13	2013-15	2015-17	2017-19	2019-21	2021 +			
	Motor Vehicle Account - Local		57,242	0	0	0	0	0	0	0	0	57,242
	Motor Vehicle Account - State		75	0	0	0	0	0	0	0	0	75
005	400506H - I-5/NE 134th St Interchange (I-5/I-205) - Rebuild Interchange	18, 49	10,062	62,926	25,453	0	0	0	0	0	0	98,441
	Motor Vehicle Account - Local		22	10,625	4,355	0	0	0	0	0	0	15,002
	Transportation 2003 (Nickel) Account - State		10,040	52,301	21,098	0	0	0	0	0	0	83,439
005	400506I - I-5/SR 501 Ridgesfield Interchange - Rebuild Interchange	18	22,235	952	0	0	0	0	0	0	0	23,187
	2005 Transportation Partnership Account - State		11,393	580	0	0	0	0	0	0	0	11,973
	Motor Vehicle Account - Fed STP (Stim Package)		8,200	0	0	0	0	0	0	0	0	8,200
	Motor Vehicle Account - Federal		2,520	345	0	0	0	0	0	0	0	2,865
	Motor Vehicle Account - Local		122	27	0	0	0	0	0	0	0	149
005	400506M - I-5/Chehalis River Flood Control	20	2,672	1,601	400	0	0	0	0	0	0	4,673
	Transportation 2003 (Nickel) Account - State		2,672	1,601	400	0	0	0	0	0	0	4,673
005	400507R - I-5/Rush Rd to 13th St - Add Lanes	20	53,660	0	0	0	0	0	0	0	0	53,660
	Motor Vehicle Account - Federal		3,904	0	0	0	0	0	0	0	0	3,904
	Motor Vehicle Account - Local		54	0	0	0	0	0	0	0	0	54
	Transportation 2003 (Nickel) Account - State		49,702	0	0	0	0	0	0	0	0	49,702
005	400507W - I-5/Woodland Industrial Area - Analysis of Freight Movement	18	252	0	0	0	0	0	0	0	0	252
	2005 Transportation Partnership Account - State		252	0	0	0	0	0	0	0	0	252
005	400508W - I-5/Mellen Street I/C to Grand Mound I/C - Add Lanes	20	45,460	81,985	71,184	740	0	0	0	0	0	199,369
	2005 Transportation Partnership Account - State		45,293	79,485	71,184	740	0	0	0	0	0	196,702
	Motor Vehicle Account - Federal		167	2,500	0	0	0	0	0	0	0	2,667
005	400510A - I-5/SR 432 Talley Way Interchanges - Rebuild Interchanges	19	29,768	5,735	0	0	0	0	0	0	0	35,503
	2005 Transportation Partnership Account - State		26,835	5,666	0	0	0	0	0	0	0	32,501
	Motor Vehicle Account - Local		2,933	69	0	0	0	0	0	0	0	3,002
005	400599R - I-5/SR 502 Interchange - Build Interchange	17, 18	52,521	0	0	0	0	0	0	0	0	52,521
	Motor Vehicle Account - Local		379	0	0	0	0	0	0	0	0	379
	Transportation 2003 (Nickel) Account - State		52,142	0	0	0	0	0	0	0	0	52,142
005	800502K - I-5/SR 161/SR 18 - Interchange Improvements	30	45,194	44,610	2,208	26	17,431	21	5	109,495		
	2005 Transportation Partnership Account - State		35,705	44,610	2,208	26	17,431	21	5	100,006		
	Motor Vehicle Account - Federal		8,273	0	0	0	0	0	0	8,273		
	Motor Vehicle Account - Local		164	0	0	0	0	0	0	164		
	Transportation 2003 (Nickel) Account - State		1,052	0	0	0	0	0	0	1,052		
005	800524H - I-5/Boston St to E Shelby St - SB I-5, Westside - Noise Wall	43	8,243	160	0	0	0	0	0	8,403		
	2005 Transportation Partnership Account - State		8,243	160	0	0	0	0	0	8,403		
005	800524Z - I-5/Ship Canal Bridge - Noise Mitigation Study	43	5,211	165	495	0	0	0	0	5,871		
	2005 Transportation Partnership Account - State		5,211	165	495	0	0	0	0	5,871		

2011-13 Biennium Transportation Budget Nickel/TPA Highway Project List
LEAP Transportation Document 2011-1 as Developed April 19, 2011
2003 (Nickel) Account and 2005 Transportation Partnership Account (TPA) Projects
Highway Improvement Program (I)

Route	Project	Leg Dist	Prior	(Dollars in Thousands)							Total
				2011-13	2013-15	2015-17	2017-19	2019-21	2021 +		
007	300706B - SR 7/SR 507 to SR 512 - Safety Improvements	02, 29	20,930	0	0	0	0	0	0	0	20,930
	Motor Vehicle Account - Federal		2,474	0	0	0	0	0	0	0	2,474
	Motor Vehicle Account - Local		5,556	0	0	0	0	0	0	0	5,556
	Motor Vehicle Account - State		1,225	0	0	0	0	0	0	0	1,225
	Transportation 2003 (Nickel) Account - State		11,675	0	0	0	0	0	0	0	11,675
009	100900E - SR 9/SR 522 to 228th St SE, Stages 1a and 1b - Add Lanes	01	23,764	0	0	0	0	0	0	0	23,764
	Motor Vehicle Account - Local		79	0	0	0	0	0	0	0	79
	Motor Vehicle Account - State		12,025	0	0	0	0	0	0	0	12,025
	Transportation 2003 (Nickel) Account - State		11,660	0	0	0	0	0	0	0	11,660
009	100900F - SR 9/212th St SE to 176th St SE, Stage 3 - Add Lanes	01	23,804	58,988	4,503	0	0	0	0	0	87,295
	Motor Vehicle Account - Federal		2	0	0	0	0	0	0	0	2
	Motor Vehicle Account - Local		131	0	0	0	0	0	0	0	131
	Transportation 2003 (Nickel) Account - State		23,671	58,988	4,503	0	0	0	0	0	87,162
009	100900V - SR 9/176th St SE Vicinity to SR 96 - Add Signal and Turn Lanes	01, 44	4,626	651	0	0	0	0	0	0	5,277
	Motor Vehicle Account - Federal		872	0	0	0	0	0	0	0	872
	Motor Vehicle Account - Local		6	1	0	0	0	0	0	0	7
	Motor Vehicle Account - State		23	6	0	0	0	0	0	0	29
	Transportation 2003 (Nickel) Account - State		3,725	644	0	0	0	0	0	0	4,369
009	100901B - SR 9/228th St SE to 212th St SE (SR 524), Stage 2 - Add Lanes	01	31,108	0	0	0	0	0	0	0	31,108
	Motor Vehicle Account - Local		2,525	0	0	0	0	0	0	0	2,525
	Motor Vehicle Account - State		2,023	0	0	0	0	0	0	0	2,023
	Transportation 2003 (Nickel) Account - State		26,560	0	0	0	0	0	0	0	26,560
009	100912G - SR 9/Marsh Rd Intersection - Safety Improvements	44	6,479	43	0	0	0	0	0	0	6,522
	2005 Transportation Partnership Account - State		6,478	43	0	0	0	0	0	0	6,521
	Motor Vehicle Account - Local		1	0	0	0	0	0	0	0	1
009	100914G - SR 9/SR 96 to Marsh Rd - Add Lanes and Improve Intersections	01, 44	29,412	629	0	0	0	0	0	0	30,041
	2005 Transportation Partnership Account - State		24,507	490	0	0	0	0	0	0	24,997
	Motor Vehicle Account - Federal		4,834	133	0	0	0	0	0	0	4,967
	Motor Vehicle Account - Local		21	0	0	0	0	0	0	0	21
	Motor Vehicle Account - State		50	6	0	0	0	0	0	0	56
009	100916G - SR 9/Lake Stevens Way to 20th St SE - Improve Intersection	44	11,667	1,242	5	0	0	0	0	0	12,914
	2005 Transportation Partnership Account - State		11,667	1,242	5	0	0	0	0	0	12,914
009	100917G - SR 9/Lundeen Parkway to SR 92 - Add Lanes and Improve Intersections	44	18,408	9,891	177	6	0	0	0	0	28,482
	2005 Transportation Partnership Account - State		17,229	5,944	130	0	0	0	0	0	23,303
	Motor Vehicle Account - Local		1,179	3,947	47	6	0	0	0	0	5,179
009	100921G - SR 9/SR 528 - Improve Intersection	44	0	3,013	12,340	4,497	0	0	0	0	19,850
	2005 Transportation Partnership Account - State		0	3,013	12,340	4,497	0	0	0	0	19,850
009	100922G - SR 9/84th St NE (Gethchell Road) Improve Intersection	38, 39	34	2,588	10,371	3,719	0	0	0	0	16,712

2011-13 Biennium Transportation Budget Nickel/TPA Highway Project List
LEAP Transportation Document 2011-1 as Developed April 19, 2011
2003 (Nickel) Account and 2005 Transportation Partnership Account (TPA) Projects
Highway Improvement Program (I)

Route	Project	Leg Dist	Prior	(Dollars in Thousands)							Total
				2011-13	2013-15	2015-17	2017-19	2019-21	2021 +		
	2005 Transportation Partnership Account - State		34	2,588	10,371	3,719	0	0	0	0	16,712
009	100924A - SR 9/108th Street NE (Lauck Road) - Add Turn Lanes	39	1,711	0	0	0	0	0	0	0	1,711
	Motor Vehicle Account - Local		310	0	0	0	0	0	0	0	310
	Motor Vehicle Account - State		511	0	0	0	0	0	0	0	511
	Transportation 2003 (Nickel) Account - State		890	0	0	0	0	0	0	0	890
009	100928G - SR 9/SR 531-172nd St NE - Improve Intersection	39	3,420	12,143	26	0	0	0	0	0	15,589
	2005 Transportation Partnership Account - State		3,359	11,708	25	0	0	0	0	0	15,092
	Motor Vehicle Account - Federal		2	0	0	0	0	0	0	0	2
	Motor Vehicle Account - Local		59	435	1	0	0	0	0	0	495
009	100930H - SR 9/Schloman Rd to 256th St NE - New Alignment	39	16,619	0	0	0	0	0	0	0	16,619
	Motor Vehicle Account - Federal		1,477	0	0	0	0	0	0	0	1,477
	Motor Vehicle Account - Local		82	0	0	0	0	0	0	0	82
	Motor Vehicle Account - State		1,881	0	0	0	0	0	0	0	1,881
	Transportation 2003 (Nickel) Account - State		13,179	0	0	0	0	0	0	0	13,179
009	100930I - SR 9/252nd St NE Vicinity - Add Turn Lane	39	1,699	0	0	0	0	0	0	0	1,699
	Motor Vehicle Account - Federal		138	0	0	0	0	0	0	0	138
	Motor Vehicle Account - State		126	0	0	0	0	0	0	0	126
	Transportation 2003 (Nickel) Account - State		1,435	0	0	0	0	0	0	0	1,435
009	100931C - SR 9/268th St Intersection - Add Turn Lane	10, 39	2,543	3	1	0	0	0	0	0	2,547
	Motor Vehicle Account - Federal		368	0	0	0	0	0	0	0	368
	Motor Vehicle Account - Local		21	0	0	0	0	0	0	0	21
	Motor Vehicle Account - State		464	0	0	0	0	0	0	0	464
	Transportation 2003 (Nickel) Account - State		1,690	3	1	0	0	0	0	0	1,694
009	100955A - SR 9/Nooksack Rd Vicinity to Cherry St - New Alignment	42	17,731	41	0	0	0	0	0	0	17,772
	Motor Vehicle Account - State		1,667	41	0	0	0	0	0	0	1,708
	Transportation 2003 (Nickel) Account - State		16,064	0	0	0	0	0	0	0	16,064
011	101100F - SR 11/I-5 Interchange-Josh Wilson Rd - Rebuild Interchange	10	10,159	240	72	0	0	0	0	0	10,471
	2005 Transportation Partnership Account - State		10,070	231	72	0	0	0	0	0	10,373
	Motor Vehicle Account - Local		89	9	0	0	0	0	0	0	98
011	101100G - SR 11/Chuckanut Park and Ride - Build Park and Ride	10	11,364	510	0	0	0	0	0	0	11,874
	2005 Transportation Partnership Account - State		6,152	0	0	0	0	0	0	0	6,152
	Motor Vehicle Account - Local		5,212	510	0	0	0	0	0	0	5,722
012	501203X - US 12/Frenchtown Vicinity to Walla Walla - Add Lanes	16	51,365	527	110	0	0	0	0	0	52,002
	2005 Transportation Partnership Account - State		37,098	185	110	0	0	0	0	0	37,393
	Motor Vehicle Account - Federal		13,312	0	0	0	0	0	0	0	13,312
	Motor Vehicle Account - Local		161	1	0	0	0	0	0	0	162
	Motor Vehicle Account - State		213	0	0	0	0	0	0	0	213
	Transportation 2003 (Nickel) Account - State		581	341	0	0	0	0	0	0	922

2011-13 Biennium Transportation Budget Nickel/TPA Highway Project List
LEAP Transportation Document 2011-1 as Developed April 19, 2011
2003 (Nickel) Account and 2005 Transportation Partnership Account (TPA) Projects
Highway Improvement Program (I)

Route	Project	Leg Dist	Prior	(Dollars in Thousands)					2021 +	Total
				2011-13	2013-15	2015-17	2017-19	2019-21		
012	501204C - US 12/SR 124 to McNary Pool - Add Lanes Motor Vehicle Account - Federal Motor Vehicle Account - Local Transportation 2003 (Nickel) Account - State	16	12,098 150 255 11,693	0 0 0 0	0 0 0 0	0 0 0 0	0 0 0 0	0 0 0 0	12,098 150 255 11,693	
012	501205D - US 12/Attalia Vicinity to US 730 - Add Lanes Transportation 2003 (Nickel) Account - State	16	801 801	0 0	0 0	0 0	0 0	0 0	801 801	
012	501208J - US 12/Old Naches Highway - Build Interchange Motor Vehicle Account - Federal Motor Vehicle Account - Local Motor Vehicle Account - State Transportation 2003 (Nickel) Account - State	14	1,360 0 276 767 317	0 0 0 0 0	0 0 0 0 0	0 0 0 0 0	0 0 0 0 0	0 0 0 0 0	38,444 272 276 781 37,115	
012	501212I - US 12/SR 124 Intersection - Build Interchange 2005 Transportation Partnership Account - State Motor Vehicle Account - Local Motor Vehicle Account - State	16	10,173 10,064 34 75	12,078 11,966 112 0	0 0 0 0	0 0 0 0	0 0 0 0	0 0 0 0	22,251 22,030 146 75	
012	501213E - US 12/Naches River N of Yakima - Stabilize Slopes 2005 Transportation Partnership Account - State Motor Vehicle Account - Local Motor Vehicle Account - State	14	2,980 2,414 2 564	18 18 0 0	0 0 0 0	0 0 0 0	0 0 0 0	0 0 0 0	2,998 2,432 2 564	
014	401409W - SR 14/Camas Washougal - Add Lanes and Build Interchange 2005 Transportation Partnership Account - State	18	14,593 14,593	41,630 41,630	500 500	0 0	0 0	0 0	56,723 56,723	
016	301632A - SR 16/Burley-Olalla Interchange - Build Interchange Motor Vehicle Account - State Transportation 2003 (Nickel) Account - State	26	22,661 108 22,553	0 0 0	0 0 0	0 0 0	0 0 0	0 0 0	22,661 108 22,553	
016	301636A - SR 16/I-5 to Tacoma Narrows Bridge - Add HOV Lanes Motor Vehicle Account - Federal Motor Vehicle Account - Local Motor Vehicle Account - State Transportation 2003 (Nickel) Account - State	27, 28, 29	126,178 2,760 60 32,676 90,682	1,273 0 0 0 1,273	0 0 0 0 0	0 0 0 0 0	0 0 0 0 0	0 0 0 0 0	127,451 2,760 60 32,676 91,955	
016	301638B - SR 16/36th St to Olympic Dr NW - Add HOV Lanes Motor Vehicle Account - State Transportation 2003 (Nickel) Account - State	26	7,460 1,175 6,285	0 0 0	0 0 0	0 0 0	0 0 0	0 0 0	7,460 1,175 6,285	
017	201700C - SR 17/Moses Lake to Ephrata - Widening 2005 Transportation Partnership Account - State	13	3,462 3,462	0 0	0 0	0 0	0 0	0 0	3,462 3,462	
017	201701D - SR 17/Othello Vic to Soap Lake Vic - Install Lighting 2005 Transportation Partnership Account - State	09, 13	196 196	0 0	0 0	0 0	0 0	0 0	196 196	
017	201701E - SR 17/N of Moses Lake - Add Passing Lane	13	647	0	0	0	0	0	647	

2011-13 Biennium Transportation Budget Nickel/TPA Highway Project List
LEAP Transportation Document 2011-1 as Developed April 19, 2011
2003 (Nickel) Account and 2005 Transportation Partnership Account (TPA) Projects
Highway Improvement Program (I)

Route	Project	Leg Dist	Prior	(Dollars in Thousands)							Total
				2011-13	2013-15	2015-17	2017-19	2019-21	2021 +		
	2005 Transportation Partnership Account - State		647	0	0	0	0	0	0	0	647
017	201701G - SR 17/Adams Co Line - Access Control	09	73	8	0	0	0	0	0	0	81
	2005 Transportation Partnership Account - State		73	8	0	0	0	0	0	0	81
017	201729A - SR 17/Pioneer Way to Stratford Rd - Widen to Four Lanes	13	21,066	0	0	0	0	0	0	0	21,066
	2005 Transportation Partnership Account - State		17,131	0	0	0	0	0	0	0	17,131
	Motor Vehicle Account - Local		5	0	0	0	0	0	0	0	5
	Motor Vehicle Account - State		3,930	0	0	0	0	0	0	0	3,930
018	101817C - SR 18/Covington Way to Maple Valley - Add Lanes	05, 47	67,978	0	0	0	0	0	0	0	67,978
	Motor Vehicle Account - Federal		10	0	0	0	0	0	0	0	10
	Motor Vehicle Account - Local		548	0	0	0	0	0	0	0	548
	Motor Vehicle Account - State		20,545	0	0	0	0	0	0	0	20,545
	Special Category C Account - St Restricted		43,144	0	0	0	0	0	0	0	43,144
	Transportation 2003 (Nickel) Account - State		3,731	0	0	0	0	0	0	0	3,731
018	101820C - SR 18/Maple Valley to Issaquah/Hobart Rd - Add Lanes	05	127,567	278	26	29	0	0	0	0	127,900
	Motor Vehicle Account - Federal		45,034	0	0	0	0	0	0	0	45,034
	Motor Vehicle Account - Local		110	0	0	0	0	0	0	0	110
	Motor Vehicle Account - State		4,327	278	26	29	0	0	0	0	4,660
	Special Category C Account - St Restricted		72,322	0	0	0	0	0	0	0	72,322
	Transportation 2003 (Nickel) Account - State		5,774	0	0	0	0	0	0	0	5,774
018	101822A - SR 18/Issaquah/Hobart Rd to Tigergate - Add Lanes	05	2,591	434	0	0	0	0	0	0	3,025
	Motor Vehicle Account - State		22	0	0	0	0	0	0	0	22
	Transportation 2003 (Nickel) Account - State		2,569	434	0	0	0	0	0	0	3,003
018	101826A - SR 18/Tigergate to I-90 - Add Lanes	05	2,588	434	0	0	0	0	0	0	3,022
	Motor Vehicle Account - State		20	0	0	0	0	0	0	0	20
	Transportation 2003 (Nickel) Account - State		2,568	434	0	0	0	0	0	0	3,002
020	1020231 - SR 20/Ducken Rd to Rosario Rd - Add Turn Lanes	10	8,407	0	0	0	0	0	0	0	8,407
	Motor Vehicle Account - Federal		2,797	0	0	0	0	0	0	0	2,797
	Motor Vehicle Account - State		993	0	0	0	0	0	0	0	993
	Transportation 2003 (Nickel) Account - State		4,617	0	0	0	0	0	0	0	4,617
020	102027C - SR 20/Quiet Cove Rd Vicinity to SR 20 Spur - Widening	10, 40	29,218	6	0	0	0	0	0	0	29,224
	Motor Vehicle Account - Federal		4,995	0	0	0	0	0	0	0	4,995
	Motor Vehicle Account - Local		2,707	6	0	0	0	0	0	0	2,713
	Motor Vehicle Account - State		210	0	0	0	0	0	0	0	210
	Transportation 2003 (Nickel) Account - State		21,306	0	0	0	0	0	0	0	21,306
020	102029S - SR 20/Sharpes Corner Vicinity - New Interchange	10, 40	1,344	0	0	0	0	0	0	0	23,218
	2005 Transportation Partnership Account - State		1,344	0	0	0	0	0	0	0	23,218
020	102039A - SR 20/Fredonia to I-5 - Add Lanes	10, 40	102,319	408	10	0	0	0	0	0	102,737
	Motor Vehicle Account - Federal		3,200	0	0	0	0	0	0	0	3,200

2011-13 Biennium Transportation Budget Nickel/TPA Highway Project List
LEAP Transportation Document 2011-1 as Developed April 19, 2011
2003 (Nickel) Account and 2005 Transportation Partnership Account (TPA) Projects
Highway Improvement Program (I)

Route	Project	Leg Dist	Prior	2011-13	2013-15	2015-17	2017-19	2019-21	2021 +	Total
	Motor Vehicle Account - Local		2,685	86	10	0	0	0	0	2,781
	Motor Vehicle Account - State		4,961	0	0	0	0	0	0	4,961
	Transportation 2003 (Nickel) Account - State		91,473	322	0	0	0	0	0	91,795
022	502201U - SR 22/I-82 to Toppenish - Safety Improvements	15	3,201	1,728	0	0	0	0	0	4,929
	Motor Vehicle Account - Federal		297	0	0	0	0	0	0	297
	Motor Vehicle Account - Local		185	0	0	0	0	0	0	185
	Motor Vehicle Account - State		16	0	0	0	0	0	0	16
	Transportation 2003 (Nickel) Account - State		2,703	1,728	0	0	0	0	0	4,431
024	502402E - SR 24/I-82 to Keys Rd - Add Lanes	13, 14, 15	50,533	0	0	0	0	0	0	50,533
	Motor Vehicle Account - Federal		8,403	0	0	0	0	0	0	8,403
	Motor Vehicle Account - Local		4,495	0	0	0	0	0	0	4,495
	Motor Vehicle Account - State		985	0	0	0	0	0	0	985
	Transportation 2003 (Nickel) Account - State		36,650	0	0	0	0	0	0	36,650
024	502403I - SR 24/SR 241 to Cold Creek Rd - Add Passing Lanes	08, 15	4,153	0	0	0	0	0	0	4,153
	2005 Transportation Partnership Account - State		4,153	0	0	0	0	0	0	4,153
026	202601E - SR 26/Othello Vicinity - Install Lighting	09, 13	147	0	0	0	0	0	0	147
	2005 Transportation Partnership Account - State		146	0	0	0	0	0	0	146
	Motor Vehicle Account - Local		1	0	0	0	0	0	0	1
026	202601I - SR 26/W of Othello - Add Passing Lane	09	1,022	0	0	0	0	0	0	1,022
	2005 Transportation Partnership Account - State		1,022	0	0	0	0	0	0	1,022
028	202800D - SR 28/Jct US 2 and US 97 to 9th St, Stage 1 - New Alignment	12	30,618	24,040	0	0	0	0	0	54,658
	2005 Transportation Partnership Account - State		30,527	24,002	0	0	0	0	0	54,529
	Motor Vehicle Account - Local		91	38	0	0	0	0	0	129
028	202801J - SR 28/E Wenatchee - Access Control	12	0	10	36	2,997	0	0	0	3,043
	2005 Transportation Partnership Account - State		0	10	36	2,997	0	0	0	3,043
082	508201O - I-82/Valley Mall Blvd - Rebuild Interchange	14	32,395	1,812	0	0	0	0	0	34,207
	2005 Transportation Partnership Account - State		8,452	164	0	0	0	0	0	8,616
	Motor Vehicle Account - Fd STP (Stim Package)		18,929	724	0	0	0	0	0	19,653
	Motor Vehicle Account - Federal		2,244	784	0	0	0	0	0	3,028
	Motor Vehicle Account - Local		1,579	52	0	0	0	0	0	1,631
	Motor Vehicle Account - State		1,191	88	0	0	0	0	0	1,279
090	109040Q - I-90/Two Way Transit - Transit and HOV Improvements - Stage 2 & 3	37, 41	36,449	4,888	0	0	0	0	0	41,337
	2005 Transportation Partnership Account - State		7,744	4,188	0	0	0	0	0	11,932
	Motor Vehicle Account - Fd STP (Stim Package)		7,457	0	0	0	0	0	0	7,457
	Motor Vehicle Account - Federal		6,101	599	0	0	0	0	0	6,700
	Motor Vehicle Account - State		185	0	0	0	0	0	0	185
	Transportation 2003 (Nickel) Account - State		14,962	101	0	0	0	0	0	15,063
090	109061S - I-90/Issaquah to North Bend - Route Development Study	05, 41, 48	2,002	0	0	0	0	0	0	2,002

2011-13 Biennium Transportation Budget Nickel/TPA Highway Project List
LEAP Transportation Document 2011-1 as Developed April 19, 2011
2003 (Nickel) Account and 2005 Transportation Partnership Account (TPA) Projects
Highway Improvement Program (I)

Route	Project	Leg Dist	Prior	(Dollars in Thousands)							Total
				2011-13	2013-15	2015-17	2017-19	2019-21	2021+		
	Transportation 2003 (Nickel) Account - State		6,965	0	0	0	0	0	0	0	6,965
161	116100C - SR 161/Jovita Blvd to S 360th St, Stage 2 - Widen to Five Lanes	25, 30, 31	26,057	0	0	0	0	0	0	0	26,057
	Motor Vehicle Account - Local		685	0	0	0	0	0	0	0	685
	Motor Vehicle Account - State		3,920	0	0	0	0	0	0	0	3,920
	Transportation 2003 (Nickel) Account - State		21,452	0	0	0	0	0	0	0	21,452
161	316109A - SR 161/SR 167 EB Ramp - Realign Ramps	31	2,800	0	0	0	0	0	0	0	2,800
	Motor Vehicle Account - Federal		1	0	0	0	0	0	0	0	1
	Motor Vehicle Account - Local		44	0	0	0	0	0	0	0	44
	Motor Vehicle Account - State		79	0	0	0	0	0	0	0	79
	Transportation 2003 (Nickel) Account - State		2,676	0	0	0	0	0	0	0	2,676
161	316118A - SR 161/24th St E to Jovita - Add Lanes	25, 31	27,110	12,756	0	0	0	0	0	0	39,866
	Motor Vehicle Account - Local		10	0	0	0	0	0	0	0	10
	Motor Vehicle Account - State		2,108	0	0	0	0	0	0	0	2,108
	Transportation 2003 (Nickel) Account - State		24,992	12,756	0	0	0	0	0	0	37,748
161	316118C - SR 161/36th to Vicinity 24th St E - Widen to 5 lanes	25, 31	0	0	0	0	0	0	0	31,386	31,386
	Motor Vehicle Account - Federal		0	0	0	0	0	0	0	10,135	10,135
	Motor Vehicle Account - State		0	0	0	0	0	0	0	10,000	10,000
	Special Category C Account - St Restricted		0	0	0	0	0	0	0	1,532	1,532
	Transportation 2003 (Nickel) Account - State		0	0	0	0	0	0	0	9,719	9,719
161	316130A - SR 161/Clear Lake N Rd to Tanwax Creek - Spot Safety Improvements	02	737	4,000	0	0	0	0	0	0	4,737
	2005 Transportation Partnership Account - State		737	4,000	0	0	0	0	0	0	4,737
162	316218A - SR 162/Orring Area - Construct Pedestrian Tunnel	02	186	666	0	0	0	0	0	0	852
	2005 Transportation Partnership Account - State		186	666	0	0	0	0	0	0	852
167	116703E - SR 167/15th St SW to 15th St NW - Add HOV Lanes	11, 30, 33, 47	43,706	0	0	0	0	0	0	0	43,706
	Transportation 2003 (Nickel) Account - State		43,706	0	0	0	0	0	0	0	43,706
167	316712A - SR 167/SR 509 to SR 161 - EIS	25, 27	19,896	0	0	0	0	0	0	0	19,896
	Motor Vehicle Account - Federal		12,532	0	0	0	0	0	0	0	12,532
	Motor Vehicle Account - Local		487	0	0	0	0	0	0	0	487
	Motor Vehicle Account - State		5,486	0	0	0	0	0	0	0	5,486
	Transportation 2003 (Nickel) Account - State		1,391	0	0	0	0	0	0	0	1,391
167	316718A - SR 167/SR 509 to I-5 Stage One - New Freeway	25, 27	111,362	0	0	0	0	0	0	0	111,362
	2005 Transportation Partnership Account - State		70,001	0	0	0	0	0	0	0	70,001
	Transportation 2003 (Nickel) Account - State		41,361	0	0	0	0	0	0	0	41,361
167	316718C - SR 167/I-5 to SR 161 Stage Two - New Freeway	25	25,918	0	0	0	0	0	0	0	25,918
	Motor Vehicle Account - Federal		8,550	0	0	0	0	0	0	0	8,550
	Transportation 2003 (Nickel) Account - State		17,368	0	0	0	0	0	0	0	17,368
167	816700U - SR 167 Improvement Projects - Corridor Mobility Improvement Analysis	11, 30, 33, 37, 47	9,086	518	0	0	0	0	0	0	9,604

2011-13 Biennium Transportation Budget Nickel/TPA Highway Project List
LEAP Transportation Document 2011-1 as Developed April 19, 2011
2003 (Nickel) Account and 2005 Transportation Partnership Account (TPA) Projects
Highway Improvement Program (I)

Route	Project	Leg Dist	Prior	(Dollars in Thousands)							Total
				2011-13	2013-15	2015-17	2017-19	2019-21	2021 +		
205	420508A - I-205/Mill Interchange to NE 18th St - Stage 1 2005 Transportation Partnership Account - State	17, 49	8,660	43	18	0	0	0	0	0	8,774
205	420511A - I-205/Mill Plain Interchange to NE 18th St - Build Interchange - Stage 2 2005 Transportation Partnership Account - State	17, 49	3,122	5,689	31,300	54,064	0	0	0	0	94,175
240	524002E - SR 240/Beloit Rd to Kingsgate Way - Safety Improvements 2005 Transportation Partnership Account - State	08	9,490	0	0	0	0	0	0	0	9,490
240	524002F - SR 240/I-182 to Richland Y - Add Lanes Motor Vehicle Account - Federal Motor Vehicle Account - State Transportation 2003 (Nickel) Account - State	08	22,580	0	0	0	0	0	0	0	22,580
240	524002G - SR 240/Richland Y to Columbia Center I/C - Add Lanes Motor Vehicle Account - Local Motor Vehicle Account - State Transportation 2003 (Nickel) Account - State	08	41,006	120	0	0	0	0	0	0	41,126
243	224304B - SR 243/S of Mattawa - Install Lighting 2005 Transportation Partnership Account - State	13	255	7	0	0	0	0	0	0	262
270	627000E - SR 270/Pullman to Idaho State Line - Add Lanes Motor Vehicle Account - Federal Motor Vehicle Account - Local Motor Vehicle Account - State Transportation 2003 (Nickel) Account - State	09	31,198	0	0	0	0	0	0	0	31,198
285	228500A - SR 285/George Sellar Bridge - Additional EB Lane 2005 Transportation Partnership Account - State Motor Vehicle Account - Local	12	18,263	160	0	0	0	0	0	0	18,423
285	228501X - SR 285/W End of George Sellar Bridge - Intersection Improvements 2005 Transportation Partnership Account - State Motor Vehicle Account - Federal	12	5,973	15,043	1,377	0	0	0	0	0	22,393
302	330215A - SR 302/Key Peninsula Highway to Purdy Vic-Safety & Congestion 2005 Transportation Partnership Account - State	26	2,460	14,955	1,377	0	0	0	0	0	18,792
302	330216A - SR 302/Elgin Clifton Rd to SR 16 - Corridor Study 2005 Transportation Partnership Account - State	26, 35	3,513	88	0	0	0	0	0	0	3,601
307	330705A - SR 307/SR 104 Safety Corridor Study - Spot Improvements 2005 Transportation Partnership Account - State	23	1,451	5,244	5,244	0	0	0	0	0	6,695
395	539502L - US 395/Columbia Dr to SR 240 - Rebuild Interchange 2005 Transportation Partnership Account - State Motor Vehicle Account - Local	08	2,501	0	0	0	0	0	0	0	2,501
			2,409	0	0	0	0	0	0	0	2,409
			15,394	0	0	0	0	0	0	0	15,394
			15,338	0	0	0	0	0	0	0	15,338
			56	0	0	0	0	0	0	0	56

2011-13 Biennium Transportation Budget Nickel/TPA Highway Project List
LEAP Transportation Document 2011-1 as Developed April 19, 2011
2003 (Nickel) Account and 2005 Transportation Partnership Account (TPA) Projects
Highway Improvement Program (I)

Route	Project	Leg Dist	Prior	(Dollars in Thousands)							Total
				2011-13	2013-15	2015-17	2017-19	2019-21	2021+		
395	600001A - US 395/NSC-Francis Ave to Farwell Rd - New Alignment Motor Vehicle Account - Fd STP (Stim Package) Motor Vehicle Account - Local Special Category C Account - St Restricted Transportation 2003 (Nickel) Account - State	03, 04, 07	187,260 13,241 192 8,600 165,227	22,622 21,760 0 0 862	0 0 0 0 0	0 0 0 0 0	0 0 0 0 0	0 0 0 0 0	0 0 0 0 0	0 0 0 0 0	209,882 35,001 192 8,600 166,089
395	600003A - US 395/NSC-US 2 to Wandermere and US 2 Lowering - New Alignment Motor Vehicle Account - Local Motor Vehicle Account - State Special Category C Account - St Restricted Transportation 2003 (Nickel) Account - State	03, 04, 07	122,500 81 249 30,348 91,822	5,513 0 0 0 5,513	0 0 0 0 0	0 0 0 0 0	0 0 0 0 0	0 0 0 0 0	0 0 0 0 0	0 0 0 0 0	128,013 81 249 30,348 97,335
395	600010A - US 395/North Spokane Corridor 2005 Transportation Partnership Account - State Motor Vehicle Account - Federal Motor Vehicle Account - State Multimodal Account - State Special Category C Account - St Restricted Transportation 2003 (Nickel) Account - State	03, 04, 07	80,976 62,565 5,977 106 0 12,328 0	43,920 1,438 20,581 0 0 0 21,901	49,601 420 41,181 0 8,000 0 0	26,001 16,000 10,001 0 0 0 0	4,400 0 4,400 0 0 0 0	0 0 0 0 0 0 0	0 0 0 0 0 0 0	0 0 0 0 0 0 0	204,898 80,423 82,140 106 8,000 12,328 21,901
405	840502B - I-405/SR 181 to SR 167 - Widening 2005 Transportation Partnership Account - State Motor Vehicle Account - Local Transportation 2003 (Nickel) Account - State	11	140,016 54,799 1,223 83,994	2,118 0 527 1,591	360 0 180 180	0 0 0 0	0 0 0 0	0 0 0 0	0 0 0 0	0 0 0 0	142,494 54,799 1,930 85,765
405	840503A - I-405/I-5 to SR 181 - Widening 2005 Transportation Partnership Account - State	11	21,984 21,984	7 7	0 0	0 0	0 0	0 0	0 0	0 0	21,991 21,991
405	840508A - I-405/NE 44th St to 112th Ave SE - Widening 2005 Transportation Partnership Account - State Special Category C Account - St Restricted	41	5,498 5,498 0	0 0 0	0 0 0	0 0 0	0 0 0	0 0 0	0 0 0	0 0 0	150,007 144,806 5,201
405	840509A - I-405/I 12th Ave SE to I-90 - NB Widening 2005 Transportation Partnership Account - State	41	19,957 19,957	0 0	0 0	0 0	0 0	0 0	0 0	0 0	19,957 19,957
405	840541F - I-405/I-90 to SE 8th St - Widening Motor Vehicle Account - Federal Motor Vehicle Account - Local Transportation 2003 (Nickel) Account - State	41	173,814 1,881 470 171,463	1,879 0 0 1,879	4,088 0 0 4,088	62 0 0 62	30 0 0 30	0 0 0 0	0 0 0 0	0 0 0 0	179,873 1,881 470 177,522
405	840551A - I-405/NE 8th St to SR 520 Braided Ramps - Interchange Improvements 2005 Transportation Partnership Account - State Motor Vehicle Account - Fd STP (Stim Package) Motor Vehicle Account - Federal Motor Vehicle Account - Local	41, 48	164,303 84,063 79,971 80 189	60,083 60,083 0 0 142	34 34 0 0 0	41 41 0 0 0	10 10 0 0 0	0 0 0 0 0	0 0 0 0 0	0 0 0 0 0	224,471 144,231 79,971 80 189
405	840552A - I-405/NE 10th St - Bridge Crossing	41	63,163	142	0	0	0	0	0	0	63,305

2011-13 Biennium Transportation Budget Nickel/TPA Highway Project List
LEAP Transportation Document 2011-1 as Developed April 19, 2011
2003 (Nickel) Account and 2005 Transportation Partnership Account (TPA) Projects
Highway Improvement Program (I)

Route	Project	Leg Dist	Prior	(Dollars in Thousands)							2021 +	Total	
				2011-13	2013-15	2015-17	2017-19	2019-21					
	2005 Transportation Partnership Account - State		51,333	142	0	0	0	0	0	0	0	0	51,475
	Motor Vehicle Account - Federal		9,629	0	0	0	0	0	0	0	0	0	9,629
	Motor Vehicle Account - Local		2,201	0	0	0	0	0	0	0	0	0	2,201
405	840561A - I-405/SR 520 to SR 522 - Widening	01, 41, 45, 48	81,212	0	0	0	0	0	0	0	0	0	81,212
	Transportation 2003 (Nickel) Account - State		81,212	0	0	0	0	0	0	0	0	0	81,212
405	840567B - I-405/NE 132nd St - New Interchange	01, 45	0	0	0	0	0	0	0	0	0	48,500	48,500
	2005 Transportation Partnership Account - State		0	0	0	0	0	0	0	0	0	48,500	48,500
405	8B11001 - I-405/South Renton Vicinity Stage 2 - Widening (Nickel/TPA)	11, 37, 47	160,170	6,285	71	15	0	0	0	0	0	0	166,541
	2005 Transportation Partnership Account - State		116,218	2,226	47	15	0	0	0	0	0	0	118,506
	Motor Vehicle Account - Federal		14,201	3,540	24	0	0	0	0	0	0	0	17,765
	Motor Vehicle Account - Local		188	9	0	0	0	0	0	0	0	0	197
	Transportation 2003 (Nickel) Account - State		29,563	510	0	0	0	0	0	0	0	0	30,073
405	8B11002 - I-405/Kirkland Vicinity Stage 2 - Widening (Nickel/TPA)	01, 41, 45, 48	76,247	192,757	145,482	8,999	0	0	0	0	0	0	423,485
	2005 Transportation Partnership Account - State		30,682	131,303	88,357	5,765	0	0	0	0	0	0	256,107
	Motor Vehicle Account - Fed STP (Stim Package)		22,992	0	0	0	0	0	0	0	0	0	22,992
	Motor Vehicle Account - Federal		721	10,000	24,000	0	0	0	0	0	0	0	34,721
	Motor Vehicle Account - Local		22	44	0	0	0	0	0	0	0	0	66
	Transportation 2003 (Nickel) Account - State		21,830	51,410	33,125	3,234	0	0	0	0	0	0	109,599
405	8B11006 - I-405/Tukwila to Bellevue Widening and Express Toll Lanes	11, 37, 41	0	0	0	0	0	0	0	0	0	15,822	15,822
	2005 Transportation Partnership Account - State		0	0	0	0	0	0	0	0	0	15,822	15,822
410	341015A - SR 410/214th Ave E to 234th - Add Lanes	31	17,491	587	148	119	73	36	0	0	0	0	18,454
	2005 Transportation Partnership Account - State		7,739	548	148	119	73	36	0	0	0	0	8,663
	Motor Vehicle Account - Local		1,164	39	0	0	0	0	0	0	0	0	1,203
	Motor Vehicle Account - State		2,599	0	0	0	0	0	0	0	0	0	2,599
	Transportation 2003 (Nickel) Account - State		5,989	0	0	0	0	0	0	0	0	0	5,989
410	541002L - SR 410/Rattlesnake Creek - Stabilize Slopes	14	255	0	0	0	0	0	0	0	0	0	255
	2005 Transportation Partnership Account - State		255	0	0	0	0	0	0	0	0	0	255
500	450000A - SR 500/St Johns Blvd - Build Interchange	49	16,281	40,044	636	0	0	0	0	0	0	0	56,961
	2005 Transportation Partnership Account - State		4,615	15,604	10	0	0	0	0	0	0	0	20,229
	Motor Vehicle Account - Federal		11,438	24,440	626	0	0	0	0	0	0	0	36,504
	Motor Vehicle Account - State		228	0	0	0	0	0	0	0	0	0	228
502	450208W - SR 502/I-5 to Battle Ground - Add Lanes	18	22,176	47,377	18,000	233	0	0	0	0	0	0	87,786
	2005 Transportation Partnership Account - State		14,754	46,833	18,000	233	0	0	0	0	0	0	79,820
	Motor Vehicle Account - State		200	0	0	0	0	0	0	0	0	0	200
	Transportation 2003 (Nickel) Account - State		7,222	544	0	0	0	0	0	0	0	0	7,766
503	450305B - SR 503/4th Plain/SR 500 Intersection - Add Turn Lane	17	597	214	0	0	0	0	0	0	0	0	811
	2005 Transportation Partnership Account - State		588	214	0	0	0	0	0	0	0	0	802
	Motor Vehicle Account - Local		9	0	0	0	0	0	0	0	0	0	9

2011-13 Biennium Transportation Budget Nickel/TPA Highway Project List
LEAP Transportation Document 2011-1 as Developed April 19, 2011
2003 (Nickel) Account and 2005 Transportation Partnership Account (TPA) Projects
Highway Improvement Program (I)

Route	Project	Leg Dist	Prior	(Dollars in Thousands)							2021 +	Total
				2011-13	2013-15	2015-17	2017-19	2019-21	2021 +			
520	152040A - SR 520/W Lake Sammamish Parkway to SR 202, Stage 3 - Widening Motor Vehicle Account - Local Transportation 2003 (Nickel) Account - State	48	77,903 137 77,766	1,408 0 1,408	86 0 86	0 0 0	0 0 0	0 0 0	0 0 0	0 0 0	79,397 137 79,260	
520	8BI1003 - SR 520/ Bridge Replacement and HOV (Nickel/TPA) 2005 Transportation Partnership Account - State Motor Vehicle Account - Federal Motor Vehicle Account - Local Motor Vehicle Account - State SR 520 Civil Penalties Account SR 520 Corridor Account Transportation 2003 (Nickel) Account - State	43, 48	552,130 263,268 4,202 0 2,575 0 229,838 52,247	1,247,769 226,809 140 1,360 0 0 1,019,460 0	629,727 9,000 73,268 0 0 0 547,459 0	24,005 0 4 0 0 0 24,001 0	25,000 0 0 0 0 0 25,000 0	0 0 0 0 0 0 0 0	0 0 0 0 0 0 0 0	1 0 0 0 0 1 0 0	2,478,632 499,077 77,614 1,360 2,575 1 1,845,758 52,247	
520	L1000033 - Lake Washington Congestion Management 2005 Transportation Partnership Account - State Motor Vehicle Account - Federal	43, 48	73,297 1,142 72,155	14,089 141 13,948	0 0 0	0 0 0	0 0 0	0 0 0	0 0 0	0 0 0	87,386 1,283 86,103	
522	152201C - SR 522/I-5 to I-405 - Multimodal Improvements 2005 Transportation Partnership Account - State Motor Vehicle Account - Federal Motor Vehicle Account - Local Motor Vehicle Account - State Transportation 2003 (Nickel) Account - State	01, 32, 46	22,561 13,040 995 1,172 1,354 6,000	0 0 0 0 0 0	0 0 0 0 0 0	0 0 0 0 0 0	0 0 0 0 0 0	0 0 0 0 0 0	0 0 0 0 0 0	0 0 0 0 0 0	22,561 13,040 995 1,172 1,354 6,000	
522	152219A - SR 522/University of Washington Bothell - Build Interchange 2005 Transportation Partnership Account - State Motor Vehicle Account - Federal Motor Vehicle Account - Local Transportation 2003 (Nickel) Account - State	01	46,931 9,843 5,460 3 31,625	108 108 0 0 0	15 15 0 0 0	0 0 0 0 0	0 0 0 0 0	0 0 0 0 0	0 0 0 0 0	0 0 0 0 0	47,054 9,966 5,460 3 31,625	
522	152234E - SR 522/Snohomish River Bridge to US 2 - Add Lanes Motor Vehicle Account - Local Transportation 2003 (Nickel) Account - State	39	43,181 227 42,954	113,108 0 113,108	23,732 0 23,732	1,635 0 1,635	787 0 787	0 0 0	0 0 0	0 0 0	182,443 227 182,216	
527	152720A - SR 527/I32nd St SE to I12th St SE - Add Lanes Motor Vehicle Account - Local Motor Vehicle Account - State Transportation 2003 (Nickel) Account - State	44	20,120 1,520 133 18,467	0 0 0 0	0 0 0 0	0 0 0 0	0 0 0 0	0 0 0 0	0 0 0 0	0 0 0 0	20,120 1,520 133 18,467	
530	153035G - SR 530/Sauk River (Site #2) - Stabilize River Bank 2005 Transportation Partnership Account - State	39	3,245 3,245	5 5	0 0	0 0	0 0	0 0	0 0	0 0	3,250 3,250	
530	153037K - SR 530/Sauk River Bank Erosion - Realign Roadway 2005 Transportation Partnership Account - State	39	2,819 2,819	2,754 2,754	140 140	10 10	0 0	0 0	0 0	0 0	5,723 5,723	
532	053255C - SR 532/Camano Island to I-5 Corridor Improvements (TPA) 2005 Transportation Partnership Account - State Motor Vehicle Account - Local	10	56,829 49,842 326	8,011 5,487 0	599 359 0	190 190 0	449 449 0	12 12 0	0 0 0	0 0 0	66,090 56,339 326	

2011-13 Biennium Transportation Budget Nickel/TPA Highway Project List
LEAP Transportation Document 2011-1 as Developed April 19, 2011
2003 (Nickel) Account and 2005 Transportation Partnership Account (TPA) Projects
Highway Improvement Program (I)

Route	Project	Leg Dist	Prior	2011-13	2013-15	2015-17	2017-19	2019-21	2021 +	Total	
											(Dollars in Thousands)
999	099903M - Guardrail Retrofit Program (Nickel)	99	16,843	0	0	0	0	0	0	0	16,843
	Motor Vehicle Account - Federal		263	0	0	0	0	0	0	0	263
	Transportation 2003 (Nickel) Account - State		16,580	0	0	0	0	0	0	0	16,580
999	099903N - Bridge Rail Retrofit Program	99	12,246	2,448	312	1,330	0	0	0	0	16,336
	Motor Vehicle Account - Federal		2,490	2,344	283	1,318	0	0	0	0	6,435
	Motor Vehicle Account - State		136	0	0	0	0	0	0	0	136
	Transportation 2003 (Nickel) Account - State		9,620	104	29	12	0	0	0	0	9,765

2011-13 Biennium Transportation Budget Nickel/TPA Highway Project List
LEAP Transportation Document 2011-1 as Developed April 19, 2011
2003 (Nickel) Account and 2005 Transportation Partnership Account (TPA) Projects
Highway Preservation Program (P)

Route	Project	Leg Dist	Prior	2011-13	2013-15	2015-17	2017-19	2019-21	2021 +	Total	(Dollars in Thousands)											
											682,193	130,168	68,638	63,388	35,032	93,350	45,333	1,118,102				
000	099955H - Seismic Bridges Program - High & Med. Risk (TPA) 2005 Transportation Partnership Account - State Motor Vehicle Account - Federal Motor Vehicle Account - Local Motor Vehicle Account - State	99	40,934 37,574 2,868 418 74	25,778 2,326 23,452 0 0	16,425 3,815 12,610 0 0	16,547 16,547 0 0 0	0 0 0 0 0	0 0 0 0 0	0 0 0 0 0	0 0 0 0 0	0 0 0 0 0	0 0 0 0 0	0 0 0 0 0	0 0 0 0 0	0 0 0 0 0	0 0 0 0 0	0 0 0 0 0	0 0 0 0 0	0 0 0 0 0	0 0 0 0 0	99,684 60,262 38,930 418 74	
002	200201K - US 2/Wenatchee River Bridge - Replace Bridge 2005 Transportation Partnership Account - State Motor Vehicle Account - Federal	12	2,343 457 1,886	5,620 113 5,507	0 0 0	0 0 0	0 0 0	0 0 0	0 0 0	0 0 0	0 0 0	0 0 0	0 0 0	0 0 0	0 0 0	0 0 0	0 0 0	0 0 0	0 0 0	0 0 0	0 0 0	7,963 570 7,393
002	200201L - US 2/Chiwaukum Creek - Replace Bridge 2005 Transportation Partnership Account - State Motor Vehicle Account - Federal	12	1,412 378 1,034	4,116 83 4,033	15 1 14	0 0 0	0 0 0	0 0 0	0 0 0	0 0 0	0 0 0	0 0 0	0 0 0	0 0 0	0 0 0	0 0 0	0 0 0	0 0 0	0 0 0	0 0 0	0 0 0	5,543 462 5,081
004	400411A - SR 4/Abernathy Creek Br - Replace Bridge 2005 Transportation Partnership Account - State	19	0 0	0 0	0 0	0 0	0 0	0 0	0 0	0 0	0 0	0 0	0 0	0 0	0 0	0 0	0 0	0 0	0 0	0 0	0 0	15,000 15,000
005	800515C - Concrete Rehabilitation Program (Nickel) Motor Vehicle Account - Federal Motor Vehicle Account - State Transportation 2003 (Nickel) Account - State	11, 32, 37, 43, 46	19,716 0 0 19,716	0 0 0 0	5,681 5,385 0 296	2,001 1,921 80 0	21,300 20,674 626 0	65,200 63,896 1,304 0	25,802 25,285 517 0	0 0 0 0	0 0 0 0	0 0 0 0	0 0 0 0	0 0 0 0	0 0 0 0	0 0 0 0	0 0 0 0	0 0 0 0	0 0 0 0	0 0 0 0	139,700 117,161 2,527 20,012	
006	400612A - SR 6/Roek Creek Br E - Replace Bridge 2005 Transportation Partnership Account - State	20	255 255	1,508 1,508	6,829 6,829	0 0	0 0	0 0	0 0	0 0	0 0	0 0	0 0	0 0	0 0	0 0	0 0	0 0	0 0	0 0	0 0	8,592 8,592
006	400612B - SR 6/Roek Creek Br W - Replace Bridge 2005 Transportation Partnership Account - State Motor Vehicle Account - Federal	20	248 75 173	1,309 276 1,033	5,292 212 5,080	0 0 0	0 0 0	0 0 0	0 0 0	0 0 0	0 0 0	0 0 0	0 0 0	0 0 0	0 0 0	0 0 0	0 0 0	0 0 0	0 0 0	0 0 0	0 0 0	6,849 563 6,286
006	400694A - SR 6/Willapa River Br - Replace Bridge 2005 Transportation Partnership Account - State Motor Vehicle Account - Federal Motor Vehicle Account - State	19	625 143 371 111	1,174 630 540 4	6,833 6,559 274 0	1,009 967 42 0	0 0 0 0	0 0 0 0	0 0 0 0	0 0 0 0	0 0 0 0	0 0 0 0	0 0 0 0	0 0 0 0	0 0 0 0	0 0 0 0	0 0 0 0	0 0 0 0	0 0 0 0	0 0 0 0	9,641 8,299 1,227 115	
006	400694B - SR 6/S Fork Chehalis River Bridge - Replace Bridge 2005 Transportation Partnership Account - State Motor Vehicle Account - Federal Motor Vehicle Account - State	20	10,999 9,929 694 376	0 0 0 0	0 0 0 0	0 0 0 0	0 0 0 0	0 0 0 0	0 0 0 0	0 0 0 0	0 0 0 0	0 0 0 0	0 0 0 0	0 0 0 0	0 0 0 0	0 0 0 0	0 0 0 0	0 0 0 0	0 0 0 0	0 0 0 0	10,999 9,929 694 376	
009	100934R - SR 9/Pilehuck Creek - Replace Bridge 2005 Transportation Partnership Account - State Motor Vehicle Account - Federal	10	2,251 1,005 1,246	15,139 397 14,742	2,039 41 1,998	43 1 42	0 0 0	0 0 0	0 0 0	0 0 0	0 0 0	0 0 0	0 0 0	0 0 0	0 0 0	0 0 0	0 0 0	0 0 0	0 0 0	0 0 0	0 0 0	19,472 1,444 18,028
012	501211N - US 12/Tieton River W Crossing - Replace Bridge 2005 Transportation Partnership Account - State Motor Vehicle Account - Federal	14	6,368 1,372 4,895	25 1 24	0 0 0	0 0 0	0 0 0	0 0 0	0 0 0	0 0 0	0 0 0	0 0 0	0 0 0	0 0 0	0 0 0	0 0 0	0 0 0	0 0 0	0 0 0	0 0 0	0 0 0	6,393 1,373 4,919

2011-13 Biennium Transportation Budget Nickel/TPA Highway Project List
LEAP Transportation Document 2011-1 as Developed April 19, 2011
2003 (Nickel) Account and 2005 Transportation Partnership Account (TPA) Projects
Highway Preservation Program (P)

Route	Project	Leg Dist	Prior	(Dollars in Thousands)							2021 +	Total
				2011-13	2013-15	2015-17	2017-19	2019-21	2021 +			
	Motor Vehicle Account - Federal		313,480	28	28	0	0	0	0	0	0	313,536
	Motor Vehicle Account - State		69,981	0	0	0	0	0	0	0	0	69,981
104	3 10407D - SR 104/Port Angeles Graving Dock Settlement and Remediation	24	5,958	150	150	75	0	0	0	0	0	6,333
	2005 Transportation Partnership Account - State		5,958	0	0	0	0	0	0	0	0	5,958
	Motor Vehicle Account - State		0	150	150	75	0	0	0	0	0	375
105	4 10510A - SR 105/Smith Creek Br - Replace Bridge	19	806	4,287	6,945	131	0	0	0	0	0	12,169
	2005 Transportation Partnership Account - State		806	186	0	0	0	0	0	0	0	992
	Motor Vehicle Account - Federal		0	4,019	6,806	128	0	0	0	0	0	10,953
	Motor Vehicle Account - State		0	82	139	3	0	0	0	0	0	224
105	4 10510B - SR 105/North River Br - Replace Bridge	19	1,755	11,739	9,619	50	0	0	0	0	0	23,163
	2005 Transportation Partnership Account - State		1,755	738	0	0	0	0	0	0	0	2,493
	Motor Vehicle Account - Federal		0	10,781	9,426	49	0	0	0	0	0	20,256
	Motor Vehicle Account - State		0	220	193	1	0	0	0	0	0	414
162	3 16219A - SR 162/Puyallup River Bridge - Replace Bridge	02	2,351	5,305	7,351	0	0	0	0	0	0	15,007
	2005 Transportation Partnership Account - State		2,351	5,305	7,351	0	0	0	0	0	0	15,007
195	6 19503K - US 195/Spring Flat Creek - Bridge Replacement	09	0	0	0	0	0	0	0	0	0	4,000
	2005 Transportation Partnership Account - State		0	0	0	0	0	0	0	0	0	4,000
241	5 24101U - SR 241/Dry Creek Bridge - Replace Bridge	15	745	0	0	0	0	0	0	0	0	745
	2005 Transportation Partnership Account - State		282	0	0	0	0	0	0	0	0	282
	Motor Vehicle Account - Federal		463	0	0	0	0	0	0	0	0	463
290	6 29001D - SR 290/Spokane River E Trent Br - Replace Bridge	03	0	0	0	3,893	4,511	28,150	531	37,085	531	37,085
	2005 Transportation Partnership Account - State		0	0	0	156	148	540	11	855	11	855
	Motor Vehicle Account - Federal		0	0	0	3,737	4,363	27,610	520	36,230	520	36,230
529	1 52908E - SR 529/Ebey Slough Bridge - Replace Bridge	38	20,356	21,851	49	51	0	0	0	0	0	42,307
	2005 Transportation Partnership Account - State		18,272	21,849	49	51	0	0	0	0	0	40,221
	Motor Vehicle Account - Federal		1,445	0	0	0	0	0	0	0	0	1,445
	Motor Vehicle Account - Local		542	2	0	0	0	0	0	0	0	544
	Motor Vehicle Account - State		97	0	0	0	0	0	0	0	0	97
532	1 53203D - SR 532/General Mark W. Clark Memorial Bridge - Replace Bridge	10	19,294	62	36	18	44	0	0	0	0	19,454
	2005 Transportation Partnership Account - State		19,294	62	36	18	44	0	0	0	0	19,454
542	1 54229A - SR 542/Boulder Creek Bridge - Replace Bridge	42	6,066	18	0	0	0	0	0	0	0	6,084
	2005 Transportation Partnership Account - State		423	3	0	0	0	0	0	0	0	426
	Motor Vehicle Account - Federal		5,366	15	0	0	0	0	0	0	0	5,381
	Motor Vehicle Account - State		277	0	0	0	0	0	0	0	0	277

Total All Projects	7,527,826	3,866,050	2,065,308	645,229	124,423	175,135	588,196	14,992,167
---------------------------	------------------	------------------	------------------	----------------	----------------	----------------	----------------	-------------------

2011-13 Biennium Transportation Budget Project List
LEAP Transportation Document 2011-2 ALL PROJECTS as Developed April 19, 2001
Highway Management and Facilities Program (D)

- Fund Source - (Dollars in Thousands)

Route Bin	Project	TPA	Nickel	Other	Prior	2011-13	2013-15	2015-17	2017-19	2019-21	2021 +	Total
Highway Management & Facilities Program (D)												
Facility Improvements												
000	D311701	<input type="checkbox"/>	<input type="checkbox"/>	<input checked="" type="checkbox"/>	0	400	835	835	835	835	2,505	6,245
000	D399301	<input type="checkbox"/>	<input type="checkbox"/>	<input checked="" type="checkbox"/>	560	568	564	566	565	566	1,131	6,123
999	D300701	<input type="checkbox"/>	<input type="checkbox"/>	<input checked="" type="checkbox"/>	638	796	828	860	896	930	1,980	8,085
Facility Preservation												
999	D309701	<input type="checkbox"/>	<input type="checkbox"/>	<input checked="" type="checkbox"/>	3,425	3,669	3,931	4,211	4,511	4,832	16,636	41,978
					3,425	3,669	3,931	4,211	4,511	4,832	16,636	41,978

2011-13 Biennium Transportation Budget Project List
LEAP Transportation Document 2011-2 ALL PROJECTS as Developed April 19, 2001
Highway Improvement Program (I)

- Fund Source - (Dollars in Thousands)

Route Bin	Project	TPA	Nickel	Other	Prior	2011-13	2013-15	2015-17	2017-19	2019-21	2021 +	Total
Highway Improvements Program (I)												
SR 3, Mason/Kitsap County - Improvements					2,896,968	4,103,038	2,210,747	797,823	288,830	261,823	1,127,925	17,834,773
					1,925	4,480	11,338	0	0	0	24,823	47,019
003	300344C SR 3/Belfair Bypass - New Alignment	<input checked="" type="checkbox"/>	<input type="checkbox"/>	<input checked="" type="checkbox"/>	316	435	0	0	0	0	11,188	14,533
003	300344D SR 3/Belfair Area - Widening and Safety Improvements	<input checked="" type="checkbox"/>	<input type="checkbox"/>	<input type="checkbox"/>	1,585	4,045	11,338	0	0	0	0	18,154
003	300348A SR 3/Fairmont Ave to Goldsborough Creek Br - Replace	<input checked="" type="checkbox"/>	<input type="checkbox"/>	<input type="checkbox"/>	0	0	0	0	0	0	13,635	13,865
003	300348B SR 3/Jct US 101 to Mill Creek - Safety	<input checked="" type="checkbox"/>	<input type="checkbox"/>	<input type="checkbox"/>	24	0	0	0	0	0	0	467
I-5 / SR 16, Tacoma Area - HOV & Corridor Improvements												
					220,337	320,835	288,269	153,979	36,395	79,667	121,261	1,612,262
005	300504A I-5/Tacoma HOV Improvements (Nickel/TPA)	<input checked="" type="checkbox"/>	<input type="checkbox"/>	<input checked="" type="checkbox"/>	209,690	319,562	288,269	153,979	36,395	79,667	121,261	1,477,351
016	301636A SR 16/I-5 to Tacoma Narrows Bridge - Add HOV Lane	<input type="checkbox"/>	<input checked="" type="checkbox"/>	<input checked="" type="checkbox"/>	10,511	1,273	0	0	0	0	0	127,451
016	301638B SR 16/36th St to Olympic Dr NW - Add HOV Lanes	<input type="checkbox"/>	<input checked="" type="checkbox"/>	<input checked="" type="checkbox"/>	136	0	0	0	0	0	0	7,460
I-5, Everett Area - HOV & Corridor Improvements												
					645	1	0	0	0	0	0	261,990
005	100540F I-5/I64th St SW to SR 526 - HOV and Interchange Moc	<input type="checkbox"/>	<input type="checkbox"/>	<input checked="" type="checkbox"/>	4	1	0	0	0	0	0	41,872
005	100543M I-5/SR 526 to Marine View Drive - Add HOV Lanes	<input type="checkbox"/>	<input checked="" type="checkbox"/>	<input checked="" type="checkbox"/>	641	0	0	0	0	0	0	220,118
I-5, Lewis County Area - Corridor Improvements												
					86,951	98,388	71,224	740	0	0	0	368,364
005	300581A I-5/Grand Mound to Maytown - Add Lanes and Replace	<input type="checkbox"/>	<input checked="" type="checkbox"/>	<input checked="" type="checkbox"/>	53,603	16,403	40	0	0	0	0	115,335
005	400507R I-5/Rush Rd to 13th St - Add Lanes	<input type="checkbox"/>	<input checked="" type="checkbox"/>	<input checked="" type="checkbox"/>	980	0	0	0	0	0	0	53,660
005	400508W I-5/Mellen Street I/C to Grand Mound I/C - Add Lanes	<input checked="" type="checkbox"/>	<input type="checkbox"/>	<input checked="" type="checkbox"/>	32,368	81,985	71,184	740	0	0	0	199,369
I-5, Puget Sound Area - Improvements												
					68,850	61,581	2,416	26	17,431	21	19,362	356,273
005	100505A I-5/Pierce Co Line to Tukwila Interchange - Add HOV	<input type="checkbox"/>	<input checked="" type="checkbox"/>	<input checked="" type="checkbox"/>	103	0	0	0	0	0	0	138,946
005	100522B I-5/Express Lane Automation	<input type="checkbox"/>	<input checked="" type="checkbox"/>	<input checked="" type="checkbox"/>	2,832	2,993	0	0	0	0	0	5,825
005	100529C I-5/NE 175th St to NE 205th St - Add NB Lane	<input type="checkbox"/>	<input checked="" type="checkbox"/>	<input checked="" type="checkbox"/>	32	0	0	0	0	0	0	8,735
005	100536D I-5/SR 525 Interchange Phase	<input checked="" type="checkbox"/>	<input type="checkbox"/>	<input type="checkbox"/>	0	0	0	0	0	0	19,357	20,001
005	100537B I-5/196th St (SR 524) Interchange - Build Ramps	<input checked="" type="checkbox"/>	<input type="checkbox"/>	<input type="checkbox"/>	18,879	11,174	203	0	0	0	0	33,775
005	100541M I-5/I28th St SW (SR 96) - Interchange Improvements	<input type="checkbox"/>	<input checked="" type="checkbox"/>	<input checked="" type="checkbox"/>	364	600	0	0	0	0	0	1,872
005	100553N I-5/I72nd St NE (SR 531) Interchange - Rebuild Intercl	<input type="checkbox"/>	<input checked="" type="checkbox"/>	<input checked="" type="checkbox"/>	12,084	79	5	0	0	0	0	34,762
005	300596L I-5/Vicinity of Center Dr - Interchange Improvements	<input type="checkbox"/>	<input type="checkbox"/>	<input checked="" type="checkbox"/>	187	2,014	0	0	0	0	0	2,201
005	300596M I-5/Vicinity of Joint Base Lewis McChord - Install Rair	<input type="checkbox"/>	<input type="checkbox"/>	<input checked="" type="checkbox"/>	550	111	0	0	0	0	0	661
005	800502K I-5/SR 161/SR 18 - Interchange Improvements	<input checked="" type="checkbox"/>	<input type="checkbox"/>	<input checked="" type="checkbox"/>	33,819	44,610	2,208	26	17,431	21	5	109,495
I-5, SW Washington - Corridor Improvements												
					52,146	72,542	26,690	0	0	0	0	163,479
000	400012I I-5/Lewis County Detour for Freight Mobility - ITS Pro	<input type="checkbox"/>	<input type="checkbox"/>	<input checked="" type="checkbox"/>	0	1,612	1,237	0	0	0	0	2,849
005	400506H I-5/NE 134th St Interchange (I-5/I-205) - Rebuild Intercl	<input type="checkbox"/>	<input checked="" type="checkbox"/>	<input checked="" type="checkbox"/>	5,629	62,926	25,453	0	0	0	0	98,441
005	400506I I-5/SR 501 Ridgefield Interchange - Rebuild Interchang	<input checked="" type="checkbox"/>	<input type="checkbox"/>	<input checked="" type="checkbox"/>	20,421	952	0	0	0	0	0	23,187
005	400507D I-5/Kalama River Road Vicinity to SR 432 - Safety Imp	<input type="checkbox"/>	<input type="checkbox"/>	<input checked="" type="checkbox"/>	410	0	0	0	0	0	0	556
005	400507S I-5/N Fork Lewis River Bridge to Todd Road Vicinity -	<input type="checkbox"/>	<input type="checkbox"/>	<input checked="" type="checkbox"/>	159	1,317	0	0	0	0	0	1,487
005	400508S I-5/Koontz Rd to Chamber Way Vicinity - Safety	<input type="checkbox"/>	<input type="checkbox"/>	<input checked="" type="checkbox"/>	1,257	0	0	0	0	0	0	1,456
005	400510A I-5/SR 432 Talley Way Interchanges - Rebuild Intercha	<input checked="" type="checkbox"/>	<input type="checkbox"/>	<input checked="" type="checkbox"/>	24,270	5,735	0	0	0	0	0	35,503
I-5, Vancouver - Columbia River Crossing												
					62,695	39,701	0	0	0	0	0	172,709

2011-13 Biennium Transportation Budget Project List
LEAP Transportation Document 2011-2 ALL PROJECTS as Developed April 19, 2001
Highway Improvement Program (I)

(Dollars in Thousands)

- Fund Source -

Route Bin	Project	TPA	Nickel	Other	Prior	2011-13	2013-15	2015-17	2017-19	2019-21	2021 +	Total
005	400506A I-5/Columbia River Crossing/Vancouver - EIS	<input checked="" type="checkbox"/>	<input type="checkbox"/>	<input checked="" type="checkbox"/>	62,695	39,701	0	0	0	0	0	172,709
I-5, Whatcom/Skagit County - Improvements												
005	100585Q I-5/36th St Vicinity to SR 542 Vicinity - Ramp Reconst	<input checked="" type="checkbox"/>	<input type="checkbox"/>	<input checked="" type="checkbox"/>	4,405	3,975	0	0	0	0	0	22,358
005	100589B I-5/ITS Advanced Traveler Information Systems	<input type="checkbox"/>	<input type="checkbox"/>	<input checked="" type="checkbox"/>	372	2,290	0	0	0	0	0	2,662
005	100598C I-5/Blaine Exit - Interchange Improvements	<input type="checkbox"/>	<input type="checkbox"/>	<input checked="" type="checkbox"/>	5,913	5,937	53	0	0	0	0	23,284
011	101100G SR 11/Chuckanut Park and Ride - Build Park and Ride	<input checked="" type="checkbox"/>	<input type="checkbox"/>	<input checked="" type="checkbox"/>	4,172	510	0	0	0	0	0	11,874
SR 9, Skagit/Whatcom County - Improvements												
009	100942A SR 9/Martin Rd Vic to Thunder Creek - Realignment ar	<input type="checkbox"/>	<input type="checkbox"/>	<input checked="" type="checkbox"/>	2,158	30	0	0	0	0	0	5,683
009	100955A SR 9/Nooksack Rd Vicinity to Cherry St - New Alignm	<input type="checkbox"/>	<input checked="" type="checkbox"/>	<input checked="" type="checkbox"/>	86	41	0	0	0	0	0	17,772
SR 9, Snohomish County - Corridor Improvements												
009	100900E SR 9/SR 522 to 228th St SE, Stages 1a and 1b - Add La	<input type="checkbox"/>	<input checked="" type="checkbox"/>	<input checked="" type="checkbox"/>	173	0	0	0	0	0	0	23,764
009	100900F SR 9/212th St SE to 176th St SE, Stage 3 - Add Lanes	<input type="checkbox"/>	<input checked="" type="checkbox"/>	<input checked="" type="checkbox"/>	16,788	58,988	4,503	0	0	0	0	87,295
009	100900V SR 9/176th St SE Vicinity to SR 96 - Add Signal and T	<input type="checkbox"/>	<input checked="" type="checkbox"/>	<input checked="" type="checkbox"/>	1,697	651	0	0	0	0	0	5,277
009	100901B SR 9/228th St SE to 212th St SE (SR 524), Stage 2 - Ac	<input type="checkbox"/>	<input checked="" type="checkbox"/>	<input checked="" type="checkbox"/>	67	0	0	0	0	0	0	31,108
009	100912G SR 9/Marsh Rd Intersection - Safety Improvements	<input type="checkbox"/>	<input checked="" type="checkbox"/>	<input checked="" type="checkbox"/>	1,571	43	0	0	0	0	0	6,522
009	100914G SR 9/SR 96 to Marsh Rd - Add Lanes and Improve Inte	<input type="checkbox"/>	<input checked="" type="checkbox"/>	<input checked="" type="checkbox"/>	7,325	629	0	0	0	0	0	30,041
009	100916G SR 9/Lake Stevens Way to 20th St SE - Improve Interst	<input type="checkbox"/>	<input checked="" type="checkbox"/>	<input checked="" type="checkbox"/>	3,586	1,242	5	0	0	0	0	12,914
009	100917G SR 9/Lundeen Parkway to SR 92 - Add Lanes and Impr	<input type="checkbox"/>	<input checked="" type="checkbox"/>	<input checked="" type="checkbox"/>	14,324	9,891	177	6	0	0	0	28,482
009	100921G SR 9/SR 528 - Improve Intersection	<input type="checkbox"/>	<input checked="" type="checkbox"/>	<input checked="" type="checkbox"/>	0	3,013	12,340	4,497	0	0	0	19,850
009	100922G SR 9/84th St NE (Geithell Road) Improve Intersector	<input type="checkbox"/>	<input checked="" type="checkbox"/>	<input checked="" type="checkbox"/>	0	2,588	10,371	3,719	0	0	0	16,712
009	100924A SR 9/108th Street NE (Lauck Road) - Add Turn Lanes	<input type="checkbox"/>	<input checked="" type="checkbox"/>	<input checked="" type="checkbox"/>	21	0	0	0	0	0	0	1,711
009	100928G SR 9/SR 531-172nd St NE - Improve Intersection	<input type="checkbox"/>	<input checked="" type="checkbox"/>	<input checked="" type="checkbox"/>	3,179	12,143	26	0	0	0	0	15,589
009	100930H SR 9/Schloman Rd to 256th St NE - New Alignment	<input type="checkbox"/>	<input checked="" type="checkbox"/>	<input checked="" type="checkbox"/>	309	0	0	0	0	0	0	16,619
009	100930I SR 9/252nd St NE Vicinity - Add Turn Lane	<input type="checkbox"/>	<input checked="" type="checkbox"/>	<input checked="" type="checkbox"/>	31	0	0	0	0	0	0	1,699
009	100931C SR 9/268th St Intersection - Add Turn Lane	<input type="checkbox"/>	<input checked="" type="checkbox"/>	<input checked="" type="checkbox"/>	40	3	1	0	0	0	0	2,547
009	L2000040 SR 9/SR 204 Intersection Improvement project	<input type="checkbox"/>	<input type="checkbox"/>	<input checked="" type="checkbox"/>	368	134	0	0	0	0	0	502
US 12, Tri-Cities to Walla Walla - Corridor Improvements												
012	501203X US 12/Frenchtown Vicinity to Walla Walla - Add Lane;	<input checked="" type="checkbox"/>	<input type="checkbox"/>	<input checked="" type="checkbox"/>	19,116	527	110	0	0	0	0	52,002
012	501204C US 12/SR 124 to McNary Pool - Add Lanes	<input type="checkbox"/>	<input checked="" type="checkbox"/>	<input checked="" type="checkbox"/>	17	0	0	0	0	0	0	12,098
012	501205D US 12/Altalia Vicinity to US 730 - Add Lanes	<input type="checkbox"/>	<input checked="" type="checkbox"/>	<input checked="" type="checkbox"/>	35	0	0	0	0	0	0	801
012	501210T US 12/Nine Mile Hill to Woodward Canyon Vic - Built	<input type="checkbox"/>	<input type="checkbox"/>	<input checked="" type="checkbox"/>	3,100	2,181	0	0	0	0	0	5,281
012	501212I US 12/SR 124 Intersection - Build Interchange	<input checked="" type="checkbox"/>	<input type="checkbox"/>	<input checked="" type="checkbox"/>	7,414	12,078	0	0	0	0	0	22,251
US 12, Yakima Area - Improvements												
012	501207Z US 12/Allan Road - Intersection Improvements	<input type="checkbox"/>	<input type="checkbox"/>	<input checked="" type="checkbox"/>	750	0	0	0	0	0	0	750
012	501208J US 12/Old Naches Highway - Build Interchange	<input type="checkbox"/>	<input checked="" type="checkbox"/>	<input checked="" type="checkbox"/>	62	0	0	0	0	0	0	38,444
012	PASCO US 12/A St and Tank Farm Rd Interchange planning	<input type="checkbox"/>	<input type="checkbox"/>	<input checked="" type="checkbox"/>	134	0	0	0	0	0	0	302
SR 14, Clark/Skamania County - Corridor Improvements												
014	401404D SR 14/Marble Rd Vicinity to Belle Center Rd - Safety I	<input type="checkbox"/>	<input type="checkbox"/>	<input checked="" type="checkbox"/>	588	4,876	501	0	0	0	0	7,012
014	401404E SR 14/Cape Horn Bridge Vicinity to Cape Horn Rd - S&	<input type="checkbox"/>	<input type="checkbox"/>	<input checked="" type="checkbox"/>	3,661	493	0	0	0	0	0	4,488
US 12, Tri-Cities to Walla Walla - Corridor Improvements												
012	501203X US 12/Frenchtown Vicinity to Walla Walla - Add Lane;	<input checked="" type="checkbox"/>	<input type="checkbox"/>	<input checked="" type="checkbox"/>	19,116	527	110	0	0	0	0	52,002
012	501204C US 12/SR 124 to McNary Pool - Add Lanes	<input type="checkbox"/>	<input checked="" type="checkbox"/>	<input checked="" type="checkbox"/>	17	0	0	0	0	0	0	12,098
012	501205D US 12/Altalia Vicinity to US 730 - Add Lanes	<input type="checkbox"/>	<input checked="" type="checkbox"/>	<input checked="" type="checkbox"/>	35	0	0	0	0	0	0	801
012	501210T US 12/Nine Mile Hill to Woodward Canyon Vic - Built	<input type="checkbox"/>	<input type="checkbox"/>	<input checked="" type="checkbox"/>	3,100	2,181	0	0	0	0	0	5,281
012	501212I US 12/SR 124 Intersection - Build Interchange	<input checked="" type="checkbox"/>	<input type="checkbox"/>	<input checked="" type="checkbox"/>	7,414	12,078	0	0	0	0	0	22,251
US 12, Yakima Area - Improvements												
012	501207Z US 12/Allan Road - Intersection Improvements	<input type="checkbox"/>	<input type="checkbox"/>	<input checked="" type="checkbox"/>	750	0	0	0	0	0	0	750
012	501208J US 12/Old Naches Highway - Build Interchange	<input type="checkbox"/>	<input checked="" type="checkbox"/>	<input checked="" type="checkbox"/>	62	0	0	0	0	0	0	38,444
012	PASCO US 12/A St and Tank Farm Rd Interchange planning	<input type="checkbox"/>	<input type="checkbox"/>	<input checked="" type="checkbox"/>	134	0	0	0	0	0	0	302
SR 14, Clark/Skamania County - Corridor Improvements												
014	401404D SR 14/Marble Rd Vicinity to Belle Center Rd - Safety I	<input type="checkbox"/>	<input type="checkbox"/>	<input checked="" type="checkbox"/>	588	4,876	501	0	0	0	0	7,012
014	401404E SR 14/Cape Horn Bridge Vicinity to Cape Horn Rd - S&	<input type="checkbox"/>	<input type="checkbox"/>	<input checked="" type="checkbox"/>	3,661	493	0	0	0	0	0	4,488
US 12, Tri-Cities to Walla Walla - Corridor Improvements												
012	501203X US 12/Frenchtown Vicinity to Walla Walla - Add Lane;	<input checked="" type="checkbox"/>	<input type="checkbox"/>	<input checked="" type="checkbox"/>	19,116	527	110	0	0	0	0	52,002
012	501204C US 12/SR 124 to McNary Pool - Add Lanes	<input type="checkbox"/>	<input checked="" type="checkbox"/>	<input checked="" type="checkbox"/>	17	0	0	0	0	0	0	12,098
012	501205D US 12/Altalia Vicinity to US 730 - Add Lanes	<input type="checkbox"/>	<input checked="" type="checkbox"/>	<input checked="" type="checkbox"/>	35	0	0	0	0	0	0	801
012	501210T US 12/Nine Mile Hill to Woodward Canyon Vic - Built	<input type="checkbox"/>	<input type="checkbox"/>	<input checked="" type="checkbox"/>	3,100	2,181	0	0	0	0	0	5,281
012	501212I US 12/SR 124 Intersection - Build Interchange	<input checked="" type="checkbox"/>	<input type="checkbox"/>	<input checked="" type="checkbox"/>	7,414	12,078	0	0	0	0	0	22,251
US 12, Yakima Area - Improvements												
012	501207Z US 12/Allan Road - Intersection Improvements	<input type="checkbox"/>	<input type="checkbox"/>	<input checked="" type="checkbox"/>	750	0	0	0	0	0	0	750
012	501208J US 12/Old Naches Highway - Build Interchange	<input type="checkbox"/>	<input checked="" type="checkbox"/>	<input checked="" type="checkbox"/>	62	0	0	0	0	0	0	38,444
012	PASCO US 12/A St and Tank Farm Rd Interchange planning	<input type="checkbox"/>	<input type="checkbox"/>	<input checked="" type="checkbox"/>	134	0	0	0	0	0	0	302
SR 14, Clark/Skamania County - Corridor Improvements												
014	401404D SR 14/Marble Rd Vicinity to Belle Center Rd - Safety I	<input type="checkbox"/>	<input type="checkbox"/>	<input checked="" type="checkbox"/>	588	4,876	501	0	0	0	0	7,012
014	401404E SR 14/Cape Horn Bridge Vicinity to Cape Horn Rd - S&	<input type="checkbox"/>	<input type="checkbox"/>	<input checked="" type="checkbox"/>	3,661	493	0	0	0	0	0	4,488

2011-13 Biennium Transportation Budget Project List
LEAP Transportation Document 2011-2 ALL PROJECTS as Developed April 19, 2001
Highway Improvement Program (I)

- Fund Source - (Dollars in Thousands)

Route Bin	Project	TPA	Nickel	Other	Prior	2011-13	2013-15	2015-17	2017-19	2019-21	2021 +	Total
014	401409W SR 14/Camas Washougal - Add Lanes and Build Intercl	<input checked="" type="checkbox"/>	<input type="checkbox"/>	<input type="checkbox"/>	9,363	41,630	500	0	0	0	0	56,723
SR 16, Gig Harbor to Purdy Vicinity - Safety Improvements					4,278	307	0	0	0	0	0	23,083
016	301632A SR 16/Burley-Olalla Interchange - Build Interchange	<input type="checkbox"/>	<input checked="" type="checkbox"/>	<input checked="" type="checkbox"/>	4,163	0	0	0	0	0	0	22,661
016	301639C SR 16/Rosedale St/NW Vicinity - Frontage Road	<input type="checkbox"/>	<input type="checkbox"/>	<input checked="" type="checkbox"/>	115	307	0	0	0	0	0	422
SR 16, Tacoma - New Narrows Bridge					813	0	0	0	0	0	0	728,851
016	301699A SR 16/New Tacoma Narrows Bridge - New Bridge	<input type="checkbox"/>	<input type="checkbox"/>	<input checked="" type="checkbox"/>	813	0	0	0	0	0	0	728,851
SR 17, Moses Lake Vicinity - Improvements					2,106	8	0	0	0	0	0	25,256
017	201700C SR 17/Moses Lake to Ephrata - Widening	<input checked="" type="checkbox"/>	<input type="checkbox"/>	<input type="checkbox"/>	1,264	0	0	0	0	0	0	3,462
017	201701E SR 17/N of Moses Lake - Add Passing Lane	<input checked="" type="checkbox"/>	<input type="checkbox"/>	<input type="checkbox"/>	467	0	0	0	0	0	0	647
017	201701G SR 17/Adams Co Line - Access Control	<input checked="" type="checkbox"/>	<input type="checkbox"/>	<input type="checkbox"/>	73	8	0	0	0	0	0	81
017	201729A SR 17/Pioneer Way to Stratford Rd - Widen to Four Lanes	<input checked="" type="checkbox"/>	<input type="checkbox"/>	<input checked="" type="checkbox"/>	302	0	0	0	0	0	0	21,066
SR 18, Auburn to I-90 - Corridor Widening					2,386	1,146	26	29	0	0	0	201,925
018	101817C SR 18/Covington Way to Maple Valley - Add Lanes	<input type="checkbox"/>	<input checked="" type="checkbox"/>	<input checked="" type="checkbox"/>	382	0	0	0	0	0	0	67,978
018	101820C SR 18/Maple Valley to Issaquah/Hobart Rd - Add Lane	<input type="checkbox"/>	<input checked="" type="checkbox"/>	<input checked="" type="checkbox"/>	1,537	278	26	29	0	0	0	127,900
018	101822A SR 18/Issaquah/Hobart Rd to Tigerate - Add Lanes	<input type="checkbox"/>	<input checked="" type="checkbox"/>	<input checked="" type="checkbox"/>	238	434	0	0	0	0	0	3,025
018	101826A SR 18/Tigerate to I-90 - Add Lanes	<input type="checkbox"/>	<input checked="" type="checkbox"/>	<input checked="" type="checkbox"/>	229	434	0	0	0	0	0	3,022
SR 20, Island County - Safety Improvements					2,028	4,735	212	0	0	0	0	27,864
020	102017H SR 20/Libby Rd Vic to Sidney St Vic - Realignment and	<input type="checkbox"/>	<input type="checkbox"/>	<input checked="" type="checkbox"/>	2,024	3,735	212	0	0	0	0	7,694
020	102022G SR 20/Monkey Hill Rd to Troxell Rd - Realign and Wic	<input type="checkbox"/>	<input type="checkbox"/>	<input checked="" type="checkbox"/>	1	0	0	0	0	0	0	4,010
020	102023B SR 20/Troxell Rd to Deception Pass Vic - Widen Roadw	<input type="checkbox"/>	<input type="checkbox"/>	<input checked="" type="checkbox"/>	1	0	0	0	0	0	0	6,753
020	102023I SR 20/Ducken Rd to Rosario Rd - Add Turn Lanes	<input type="checkbox"/>	<input checked="" type="checkbox"/>	<input checked="" type="checkbox"/>	2	0	0	0	0	0	0	8,407
020	L2200042 SR 20/Race Road to Jacob's Road	<input type="checkbox"/>	<input type="checkbox"/>	<input checked="" type="checkbox"/>	0	1,000	0	0	0	0	0	1,000
SR 20, West Skagit County - Improvements					8,293	414	10	0	0	0	21,874	155,179
020	102027C SR 20/Quiet Cove Rd Vicinity to SR 20 Spur - Widenin	<input type="checkbox"/>	<input checked="" type="checkbox"/>	<input checked="" type="checkbox"/>	4,909	6	0	0	0	0	0	29,224
020	102029S SR 20/Sharpes Corner Vicinity - New Interchange	<input checked="" type="checkbox"/>	<input type="checkbox"/>	<input type="checkbox"/>	0	0	0	0	0	0	21,874	23,218
020	102039A SR 20/Fredonia to I-5 - Add Lanes	<input type="checkbox"/>	<input checked="" type="checkbox"/>	<input checked="" type="checkbox"/>	3,384	408	10	0	0	0	0	102,737
SR 24, Yakima to Hanford - Improvements					121	0	0	0	0	0	0	54,686
024	502402E SR 24/I-82 to Keys Rd - Add Lanes	<input type="checkbox"/>	<input checked="" type="checkbox"/>	<input checked="" type="checkbox"/>	119	0	0	0	0	0	0	50,533
024	502403I SR 24/SR 241 to Cold Creek Rd - Add Passing Lanes	<input checked="" type="checkbox"/>	<input type="checkbox"/>	<input type="checkbox"/>	2	0	0	0	0	0	0	4,153
SR 28/285, Wenatchee Area - Improvements					54,164	53,776	1,413	2,997	0	0	0	127,715
028	202800D SR 28/Jct US 2 and US 97 to 9th St, Stage 1 - New Aliq	<input checked="" type="checkbox"/>	<input type="checkbox"/>	<input checked="" type="checkbox"/>	25,669	24,040	0	0	0	0	0	54,658
028	202801J SR 28/E Wenatchee - Access Control	<input checked="" type="checkbox"/>	<input type="checkbox"/>	<input type="checkbox"/>	0	10	36	2,997	0	0	0	3,043
028	202802J SR 28/Wenatchee to I-90 - Study	<input type="checkbox"/>	<input type="checkbox"/>	<input checked="" type="checkbox"/>	96	0	0	0	0	0	0	101
028	202802V SR 28/E End of the George Sellar Bridge - Construct B.	<input type="checkbox"/>	<input type="checkbox"/>	<input checked="" type="checkbox"/>	9,139	14,523	0	0	0	0	0	29,097

2011-13 Biennium Transportation Budget Project List
LEAP Transportation Document 2011-2 ALL PROJECTS as Developed April 19, 2001
Highway Improvement Program (I)

- Fund Source - (Dollars in Thousands)

Route Bin	Project	TPA	Nickel	Other	Prior	2011-13	2013-15	2015-17	2017-19	2019-21	2021 +	Total
285	228500A SR 285/George Sellar Bridge - Additional EB Lane	<input checked="" type="checkbox"/>	<input type="checkbox"/>	<input checked="" type="checkbox"/>	14,353	160	0	0	0	0	0	18,423
285	228501X SR 285/W End of George Sellar Bridge - Intersection Ir	<input checked="" type="checkbox"/>	<input type="checkbox"/>	<input checked="" type="checkbox"/>	4,907	15,043	1,377	0	0	0	0	22,393
I-82, Yakima Area - Improvements												
					27,253	3,242	0	0	0	0	0	38,666
082	508201O I-82/Valley Mail Blvd - Rebuild Interchange	<input checked="" type="checkbox"/>	<input type="checkbox"/>	<input checked="" type="checkbox"/>	25,475	1,812	0	0	0	0	0	34,207
082	508201S I-82/South Union Gap I/C - Improvements	<input type="checkbox"/>	<input type="checkbox"/>	<input checked="" type="checkbox"/>	957	1,430	0	0	0	0	0	3,161
082	508202I I-82/Terrace Heights Off-Ramp - Improvements	<input type="checkbox"/>	<input type="checkbox"/>	<input checked="" type="checkbox"/>	821	0	0	0	0	0	0	1,298
I-82, Yakima To Oregon												
					106	578	0	0	0	0	0	684
082	508208M I-82/Red Mountain Vicinity - Pre-Design Analysis	<input type="checkbox"/>	<input type="checkbox"/>	<input checked="" type="checkbox"/>	106	578	0	0	0	0	0	684
I-90, Seattle Including Lid												
090	100067T I-90 Comprehensive Tolling Study	<input type="checkbox"/>	<input type="checkbox"/>	<input checked="" type="checkbox"/>	0	1,500	0	0	0	0	0	1,500
I-90, Snoqualmie Pass - Corridor Improvements												
					80,698	147,450	125,520	102,841	2,602	1,021	44,714	557,267
090	509007W I-90/Hyak to Easton - Improvements	<input type="checkbox"/>	<input type="checkbox"/>	<input checked="" type="checkbox"/>	2,034	0	0	0	0	0	0	5,857
090	509009B I-90/Snoqualmie Pass East - Hyak to Keechelus Dam -	<input checked="" type="checkbox"/>	<input type="checkbox"/>	<input type="checkbox"/>	78,664	147,450	125,520	102,841	2,602	1,021	44,714	551,410
I-90, Spokane Area - Corridor Improvements												
					11,051	15,799	0	0	0	0	0	30,378
090	609031O I-90/Urban Ramp Project - Safety Improvements	<input type="checkbox"/>	<input type="checkbox"/>	<input checked="" type="checkbox"/>	336	0	0	0	0	0	0	886
090	609049B I-90/Spokane to Idaho State Line - Corridor Design	<input type="checkbox"/>	<input type="checkbox"/>	<input checked="" type="checkbox"/>	1,205	6,184	0	0	0	0	0	10,367
090	609049N I-90/Sullivan Rd to Barker Rd - Additional Lanes	<input type="checkbox"/>	<input type="checkbox"/>	<input checked="" type="checkbox"/>	9,510	9,615	0	0	0	0	0	19,125
I-90, Western Washington - Improvements												
					19,564	4,888	0	0	0	0	0	138,147
090	109040Q I-90/Two Way Transit - Transit and HOV Improvement	<input checked="" type="checkbox"/>	<input type="checkbox"/>	<input checked="" type="checkbox"/>	17,365	4,888	0	0	0	0	0	41,337
090	109061D I-90/Sunset I/C Modifications - Modify Facility to Full	<input type="checkbox"/>	<input type="checkbox"/>	<input checked="" type="checkbox"/>	2,199	0	0	0	0	0	0	96,810
US 97, Chelan Falls to Toppemish - Safety Improvements												
					2,974	2,174	0	0	0	0	0	5,578
097	209703E US 97/Blewett Pass - Add Passing Lane	<input checked="" type="checkbox"/>	<input type="checkbox"/>	<input type="checkbox"/>	1,024	340	0	0	0	0	0	1,512
097	209703F US 97/S of Chelan Falls - Add Passing Lane	<input checked="" type="checkbox"/>	<input type="checkbox"/>	<input checked="" type="checkbox"/>	878	0	0	0	0	0	0	893
097	509702O US 97/Satus Creek Vicinity - Safety Work	<input type="checkbox"/>	<input type="checkbox"/>	<input checked="" type="checkbox"/>	1,072	1,834	0	0	0	0	0	3,173
SR 99, Federal Way - HOV & Corridor Improvements												
					266	0	0	0	0	0	0	14,790
099	109908R SR 99/S 284th to S 272nd St - Add HOV Lanes	<input type="checkbox"/>	<input checked="" type="checkbox"/>	<input checked="" type="checkbox"/>	266	0	0	0	0	0	0	14,790
SR 99, Seattle - Alaskan Way Viaduct												
					527,809	918,138	505,431	129,328	0	0	0	2,406,384
099	809936Z SR 99/Alaskan Way Viaduct - Replacement	<input checked="" type="checkbox"/>	<input type="checkbox"/>	<input checked="" type="checkbox"/>	523,016	917,940	505,431	129,328	0	0	0	2,401,393
099	L1000034 Alaskan Way Viaduct - Automatic Shutdown	<input type="checkbox"/>	<input type="checkbox"/>	<input checked="" type="checkbox"/>	4,793	198	0	0	0	0	0	4,991
SR 99, Shoreline - HOV & Corridor Improvements												
					7,000	0	0	0	0	0	0	20,026
099	109956C SR 99/Aurora Ave N Corridor - Add HOV Lanes	<input checked="" type="checkbox"/>	<input type="checkbox"/>	<input type="checkbox"/>	7,000	0	0	0	0	0	0	20,026

2011-13 Biennium Transportation Budget Project List
LEAP Transportation Document 2011-2 ALL PROJECTS as Developed April 19, 2001
Highway Improvement Program (I)

(Dollars in Thousands)

- Fund Source -

Route Bin	Project	TPA	Nickel	Other	Prior	2011-13	2013-15	2015-17	2017-19	2019-21	2021 +	Total
US 101/104/112, Olympic Peninsula/SW WA - Improvements												
101	310101F US 101/Dawley Rd Vic to Blyn Highway - Add Climbi	<input type="checkbox"/>	<input checked="" type="checkbox"/>	<input checked="" type="checkbox"/>	0	0	0	0	0	0	0	98,907
101	310102F US 101/Gardiner Vicinity - Add Climbing Lane	<input type="checkbox"/>	<input checked="" type="checkbox"/>	<input checked="" type="checkbox"/>	0	0	0	0	0	0	2,279	3,222
101	310107B US 101/Shore Rd to Kitchen Rd - Widening	<input type="checkbox"/>	<input type="checkbox"/>	<input checked="" type="checkbox"/>	6,357	51,560	0	0	0	0	2,202	2,589
101	310116D US 101/Lynch Road - Safety Improvements	<input checked="" type="checkbox"/>	<input type="checkbox"/>	<input type="checkbox"/>	206	350	22,460	0	0	0	0	84,304
101	310124C US 101/SR 3 On Ramp to US 101 NB - Add New Ramj	<input checked="" type="checkbox"/>	<input type="checkbox"/>	<input type="checkbox"/>	27	27	0	0	0	0	0	1,002
101	310166B US 101/Blyn Vicinity - Add Passing Lanes	<input type="checkbox"/>	<input checked="" type="checkbox"/>	<input checked="" type="checkbox"/>	62	0	0	0	0	0	0	3,867
101	410100A US 101/Fort Columbia Vicinity - Left Turn Lane	<input type="checkbox"/>	<input type="checkbox"/>	<input checked="" type="checkbox"/>	99	103	0	0	0	0	0	3,512
SR 161, Pierce County - Corridor Improvements												
161	116100C SR 161/Jovita Blvd to S 360th St, Stage 2 - Widen to Fi	<input type="checkbox"/>	<input checked="" type="checkbox"/>	<input checked="" type="checkbox"/>	120	0	0	0	0	0	0	26,057
161	316109A SR 161/SR 167 EB Ramp - Realign Ramps	<input type="checkbox"/>	<input checked="" type="checkbox"/>	<input checked="" type="checkbox"/>	1	0	0	0	0	0	0	2,800
161	316118A SR 161/24th St E to Jovita - Add Lanes	<input type="checkbox"/>	<input checked="" type="checkbox"/>	<input checked="" type="checkbox"/>	14,803	12,756	0	0	0	0	0	39,866
161	316118C SR 161/36th to Vicinity 24th St E - Widen to 5 lanes	<input type="checkbox"/>	<input checked="" type="checkbox"/>	<input checked="" type="checkbox"/>	0	0	0	0	0	0	31,386	31,386
161	316130A SR 161/Clear Lake N Rd to Tanwax Creek - Spot Safet	<input checked="" type="checkbox"/>	<input type="checkbox"/>	<input type="checkbox"/>	737	4,000	0	0	0	0	0	4,737
SR 167, Renton to Puyallup-HOV Improvements & HOT Lane Pilot												
167	116703E SR 167/15th St SW to 15th St NW - Add HOV Lanes	<input type="checkbox"/>	<input checked="" type="checkbox"/>	<input type="checkbox"/>	557	0	0	0	0	0	0	43,706
167	816701B SR 167 HOT Lanes Pilot Project - Managed Lanes	<input checked="" type="checkbox"/>	<input type="checkbox"/>	<input checked="" type="checkbox"/>	507	246	0	0	0	0	0	18,814
167	816701C SR 167/8th St E Vic to S 277th St Vic - Southbound Mi	<input checked="" type="checkbox"/>	<input type="checkbox"/>	<input type="checkbox"/>	2,891	0	13,223	61,371	433	0	0	82,005
SR 167, Tacoma to Puyallup - New Freeway												
167	316712A SR 167/SR 509 to SR 161 - EIS	<input type="checkbox"/>	<input checked="" type="checkbox"/>	<input checked="" type="checkbox"/>	1	0	0	0	0	0	0	19,896
167	316718A SR 167/SR 509 to I-5 Stage One - New Freeway	<input checked="" type="checkbox"/>	<input checked="" type="checkbox"/>	<input type="checkbox"/>	63,806	0	0	0	0	0	0	111,362
167	316718C SR 167/I-5 to SR 161 Stage Two - New Freeway	<input type="checkbox"/>	<input checked="" type="checkbox"/>	<input checked="" type="checkbox"/>	2,811	0	0	0	0	0	0	25,918
167	316718S SR 167/Tolling Feasibility Study	<input type="checkbox"/>	<input type="checkbox"/>	<input checked="" type="checkbox"/>	0	1,000	0	0	0	0	0	1,000
SR 169, Renton to Enumclaw - Safety Improvements												
169	116911T SR 169/SE 291st St Vicinity (Formerly SE 288th Street	<input checked="" type="checkbox"/>	<input type="checkbox"/>	<input checked="" type="checkbox"/>	37	0	0	0	0	0	0	2,446
169	116927B SR 169/140th Way SE to SR 900 - Add Lanes	<input checked="" type="checkbox"/>	<input type="checkbox"/>	<input checked="" type="checkbox"/>	135	0	0	0	0	0	0	2,820
I-182, Tri-Cities - Improvements												
182	518202H I-182/Road 100 Interchange Vicinity - Improvements	<input type="checkbox"/>	<input type="checkbox"/>	<input checked="" type="checkbox"/>	590	0	0	0	0	0	0	2,735
182	518202T I-182/Road 68 Interchange - Interstate Safety	<input type="checkbox"/>	<input type="checkbox"/>	<input checked="" type="checkbox"/>	0	5	32	0	0	0	0	37
SR 202, Redmond to Fall City - Corridor Improvements												
202	120211M SR 202/SR 520 to Sahalee Way - Widening	<input type="checkbox"/>	<input type="checkbox"/>	<input checked="" type="checkbox"/>	932	0	0	0	0	0	0	80,457
202	120214T SR 202/244th Ave NE Intersection - Add Signal and Tu	<input type="checkbox"/>	<input checked="" type="checkbox"/>	<input checked="" type="checkbox"/>	2	0	0	0	0	0	0	1,211
202	120219L SR 202/1st SR 203 - Construct Roundabout	<input type="checkbox"/>	<input checked="" type="checkbox"/>	<input checked="" type="checkbox"/>	11	0	0	0	0	0	0	3,169
I-205, Vancouver Area - Corridor Improvements												
205	116703E SR 167/15th St SW to 15th St NW - Add HOV Lanes	<input type="checkbox"/>	<input checked="" type="checkbox"/>	<input type="checkbox"/>	557	0	0	0	0	0	0	43,706
205	816701B SR 167 HOT Lanes Pilot Project - Managed Lanes	<input checked="" type="checkbox"/>	<input type="checkbox"/>	<input checked="" type="checkbox"/>	507	246	0	0	0	0	0	18,814
205	816701C SR 167/8th St E Vic to S 277th St Vic - Southbound Mi	<input checked="" type="checkbox"/>	<input type="checkbox"/>	<input type="checkbox"/>	2,891	0	13,223	61,371	433	0	0	82,005
205	316712A SR 167/SR 509 to SR 161 - EIS	<input type="checkbox"/>	<input checked="" type="checkbox"/>	<input checked="" type="checkbox"/>	1	0	0	0	0	0	0	19,896
205	316718A SR 167/SR 509 to I-5 Stage One - New Freeway	<input checked="" type="checkbox"/>	<input checked="" type="checkbox"/>	<input type="checkbox"/>	63,806	0	0	0	0	0	0	111,362
205	316718C SR 167/I-5 to SR 161 Stage Two - New Freeway	<input type="checkbox"/>	<input checked="" type="checkbox"/>	<input checked="" type="checkbox"/>	2,811	0	0	0	0	0	0	25,918
205	316718S SR 167/Tolling Feasibility Study	<input type="checkbox"/>	<input type="checkbox"/>	<input checked="" type="checkbox"/>	0	1,000	0	0	0	0	0	1,000
205	116911T SR 169/SE 291st St Vicinity (Formerly SE 288th Street	<input checked="" type="checkbox"/>	<input type="checkbox"/>	<input checked="" type="checkbox"/>	37	0	0	0	0	0	0	2,446
205	116927B SR 169/140th Way SE to SR 900 - Add Lanes	<input checked="" type="checkbox"/>	<input type="checkbox"/>	<input checked="" type="checkbox"/>	135	0	0	0	0	0	0	2,820
205	518202H I-182/Road 100 Interchange Vicinity - Improvements	<input type="checkbox"/>	<input type="checkbox"/>	<input checked="" type="checkbox"/>	590	0	0	0	0	0	0	2,735
205	518202T I-182/Road 68 Interchange - Interstate Safety	<input type="checkbox"/>	<input type="checkbox"/>	<input checked="" type="checkbox"/>	0	5	32	0	0	0	0	37
205	120211M SR 202/SR 520 to Sahalee Way - Widening	<input type="checkbox"/>	<input type="checkbox"/>	<input checked="" type="checkbox"/>	932	0	0	0	0	0	0	80,457
205	120214T SR 202/244th Ave NE Intersection - Add Signal and Tu	<input type="checkbox"/>	<input checked="" type="checkbox"/>	<input checked="" type="checkbox"/>	2	0	0	0	0	0	0	1,211
205	120219L SR 202/1st SR 203 - Construct Roundabout	<input type="checkbox"/>	<input checked="" type="checkbox"/>	<input checked="" type="checkbox"/>	11	0	0	0	0	0	0	3,169
205	116703E SR 167/15th St SW to 15th St NW - Add HOV Lanes	<input type="checkbox"/>	<input checked="" type="checkbox"/>	<input type="checkbox"/>	557	0	0	0	0	0	0	43,706
205	816701B SR 167 HOT Lanes Pilot Project - Managed Lanes	<input checked="" type="checkbox"/>	<input type="checkbox"/>	<input checked="" type="checkbox"/>	507	246	0	0	0	0	0	18,814
205	816701C SR 167/8th St E Vic to S 277th St Vic - Southbound Mi	<input checked="" type="checkbox"/>	<input type="checkbox"/>	<input type="checkbox"/>	2,891	0	13,223	61,371	433	0	0	82,005
205	316712A SR 167/SR 509 to SR 161 - EIS	<input type="checkbox"/>	<input checked="" type="checkbox"/>	<input checked="" type="checkbox"/>	1	0	0	0	0	0	0	19,896
205	316718A SR 167/SR 509 to I-5 Stage One - New Freeway	<input checked="" type="checkbox"/>	<input checked="" type="checkbox"/>	<input type="checkbox"/>	63,806	0	0	0	0	0	0	111,362
205	316718C SR 167/I-5 to SR 161 Stage Two - New Freeway	<input type="checkbox"/>	<input checked="" type="checkbox"/>	<input checked="" type="checkbox"/>	2,811	0	0	0	0	0	0	25,918
205	316718S SR 167/Tolling Feasibility Study	<input type="checkbox"/>	<input type="checkbox"/>	<input checked="" type="checkbox"/>	0	1,000	0	0	0	0	0	1,000
205	116911T SR 169/SE 291st St Vicinity (Formerly SE 288th Street	<input checked="" type="checkbox"/>	<input type="checkbox"/>	<input checked="" type="checkbox"/>	37	0	0	0	0	0	0	2,446
205	116927B SR 169/140th Way SE to SR 900 - Add Lanes	<input checked="" type="checkbox"/>	<input type="checkbox"/>	<input checked="" type="checkbox"/>	135	0	0	0	0	0	0	2,820
205	518202H I-182/Road 100 Interchange Vicinity - Improvements	<input type="checkbox"/>	<input type="checkbox"/>	<input checked="" type="checkbox"/>	590	0	0	0	0	0	0	2,735
205	518202T I-182/Road 68 Interchange - Interstate Safety	<input type="checkbox"/>	<input type="checkbox"/>	<input checked="" type="checkbox"/>	0	5	32	0	0	0	0	37
205	120211M SR 202/SR 520 to Sahalee Way - Widening	<input type="checkbox"/>	<input type="checkbox"/>	<input checked="" type="checkbox"/>	932	0	0	0	0	0	0	80,457
205	120214T SR 202/244th Ave NE Intersection - Add Signal and Tu	<input type="checkbox"/>	<input checked="" type="checkbox"/>	<input checked="" type="checkbox"/>	2	0	0	0	0	0	0	1,211
205	120219L SR 202/1st SR 203 - Construct Roundabout	<input type="checkbox"/>	<input checked="" type="checkbox"/>	<input checked="" type="checkbox"/>	11	0	0	0	0	0	0	3,169
205	116703E SR 167/15th St SW to 15th St NW - Add HOV Lanes	<input type="checkbox"/>	<input checked="" type="checkbox"/>	<input type="checkbox"/>	557	0	0	0	0	0	0	43,706
205	816701B SR 167 HOT Lanes Pilot Project - Managed Lanes	<input checked="" type="checkbox"/>	<input type="checkbox"/>	<input checked="" type="checkbox"/>	507	246	0	0	0	0	0	18,814
205	816701C SR 167/8th St E Vic to S 277th St Vic - Southbound Mi	<input checked="" type="checkbox"/>	<input type="checkbox"/>	<input type="checkbox"/>	2,891	0	13,223	61,371	433	0	0	82,005
205	316712A SR 167/SR 509 to SR 161 - EIS	<input type="checkbox"/>	<input checked="" type="checkbox"/>	<input checked="" type="checkbox"/>	1	0	0	0	0	0	0	19,896
205	316718A SR 167/SR 509 to I-5 Stage One - New Freeway	<input checked="" type="checkbox"/>	<input checked="" type="checkbox"/>	<input type="checkbox"/>	63,806	0	0	0	0	0	0	111,362
205	316718C SR 167/I-5 to SR 161 Stage Two - New Freeway	<input type="checkbox"/>	<input checked="" type="checkbox"/>	<input checked="" type="checkbox"/>	2,811	0	0	0	0	0	0	25,918
205	316718S SR 167/Tolling Feasibility Study	<input type="checkbox"/>	<input type="checkbox"/>	<input checked="" type="checkbox"/>	0	1,000	0	0	0	0	0	1,000
205	116911T SR 169/SE 291st St Vicinity (Formerly SE 288th Street	<input checked="" type="checkbox"/>	<input type="checkbox"/>	<input checked="" type="checkbox"/>	37	0	0	0	0	0	0	2,446
205	116927B SR 169/140th Way SE to SR 900 - Add Lanes	<input checked="" type="checkbox"/>	<input type="checkbox"/>	<input checked="" type="checkbox"/>	135	0	0	0	0	0	0	2,820
205	518202H I-182/Road 100 Interchange Vicinity - Improvements	<input type="checkbox"/>	<input type="checkbox"/>	<input checked="" type="checkbox"/>	590	0	0	0	0	0	0	2,735
205	518202T I-182/Road 68 Interchange - Interstate Safety	<input type="checkbox"/>	<input type="checkbox"/>	<input checked="" type="checkbox"/>	0	5	32	0	0	0	0	37
205	120211M SR 202/SR 520 to Sahalee Way - Widening	<input type="checkbox"/>	<input type="checkbox"/>	<input checked="" type="checkbox"/>	932	0	0	0	0	0	0	80,457
205	120214T SR 202/244th Ave NE Intersection - Add Signal and Tu	<input type="checkbox"/>	<input checked="" type="checkbox"/>	<input checked="" type="checkbox"/>	2	0	0	0	0	0	0	1,211
205	120219L SR 202/1st SR 203 - Construct Roundabout	<input type="checkbox"/>	<input checked="" type="checkbox"/>	<input checked="" type="checkbox"/>	11	0	0	0	0	0	0	3,169
205	116703E SR 167/15th St SW to 15th St NW - Add HOV Lanes	<input type="checkbox"/>	<input checked="" type="checkbox"/>	<input type="checkbox"/>	557	0	0	0	0	0	0	43,706
205	816701B SR 167 HOT Lanes Pilot Project - Managed Lanes	<input checked="" type="checkbox"/>	<input type="checkbox"/>	<input checked="" type="checkbox"/>	507	246	0	0	0	0	0	18,814
205	816701C SR 167/8th St E Vic to S 277th St Vic - Southbound Mi	<input checked="" type="checkbox"/>	<input type="checkbox"/>	<input type="checkbox"/>	2,891	0	13,223	61,371	433	0	0	82,005
205	316712A SR 167/SR 509 to SR 161 - EIS	<input type="checkbox"/>	<input checked="" type="checkbox"/>	<input checked="" type="checkbox"/>	1	0	0	0	0	0	0	19,896
205	316718A SR 167/SR 509 to I-5 Stage One - New Freeway	<input checked="" type="checkbox"/>	<input checked="" type="checkbox"/>	<input type="checkbox"/>	63,806	0	0	0	0	0	0	111,362
205	316718C SR 167/I-5 to SR 161 Stage Two - New Freeway	<input type="checkbox"/>	<input checked="" type="checkbox"/>	<input checked="" type="checkbox"/>	2,811	0	0	0	0	0	0	25,918
205	316718S SR 167/Tolling Feasibility Study	<input type="checkbox"/>	<input type="checkbox"/>	<input checked="" type="checkbox"/>	0	1,000	0	0	0	0	0	1,000
205	116911T SR 169/SE 291st St Vicinity (Formerly SE 288th Street	<input checked="" type="checkbox"/>	<input type="checkbox"/>	<input checked="" type="checkbox"/>	37	0	0	0	0	0	0	2,446
205	116927B SR 169/140th Way SE to SR 900 - Add Lanes	<input checked="" type="checkbox"/>	<input type="checkbox"/>	<input checked="" type="checkbox"/>	135	0	0	0	0	0	0	2,820
205	518202H I-182/Road 100 Interchange Vicinity - Improvements	<input type="checkbox"/>	<input type="checkbox"/>	<input checked="" type="checkbox"/>	590	0	0	0	0	0	0	2,735
205	518202T I-182/Road 68 Interchange - Interstate Safety	<input type="checkbox"/>	<input type="checkbox"/>	<input checked="" type="checkbox"/>	0	5	32	0	0	0	0	37
205	120211M SR 202/SR 520 to Sahalee Way - Widening	<input type="checkbox"/>	<input type="checkbox"/>	<input checked="" type="checkbox"/>	932	0	0	0	0	0	0	80,457
205	120214T SR 202/244th Ave NE Intersection - Add Signal and Tu	<input type="checkbox"/>	<input checked="" type="checkbox"/>	<input checked="" type="checkbox"/>	2	0	0	0	0	0		

2011-13 Biennium Transportation Budget Project List
LEAP Transportation Document 2011-2 ALL PROJECTS as Developed April 19, 2001
Highway Improvement Program (I)

(Dollars in Thousands)

- Fund Source -

Route Bin	Project	TPA	Nickel	Other	Prior	2011-13	2013-15	2015-17	2017-19	2019-21	2021 +	Total
205	420505A	I-205/Mill Plain Exit (112th Connector) - Build Ramp	<input type="checkbox"/>	<input checked="" type="checkbox"/>	<input checked="" type="checkbox"/>	3,615	0	0	0	0	0	11,056
205	420508A	I-205/Mill Plain Interchange to NE 18th St - Stage 1	<input checked="" type="checkbox"/>	<input type="checkbox"/>	<input type="checkbox"/>	2,157	53	18	0	0	0	8,774
205	420511A	I-205/Mill Plain Interchange to NE 18th St - Build Inter	<input checked="" type="checkbox"/>	<input type="checkbox"/>	<input type="checkbox"/>	601	5,689	54,064	0	0	0	94,175
SR 240, Richland Vicinity - Corridor Improvements												
240	524002E	SR 240/Beloit Rd to Kingsgate Way - Safety Improvem	<input checked="" type="checkbox"/>	<input type="checkbox"/>	<input type="checkbox"/>	5,751	0	0	0	0	0	9,490
240	524002F	SR 240/I-182 to Richland Y - Add Lanes	<input type="checkbox"/>	<input checked="" type="checkbox"/>	<input checked="" type="checkbox"/>	110	0	0	0	0	0	22,580
240	524002G	SR 240/Richland Y to Columbia Center I/C - Add Lane	<input type="checkbox"/>	<input checked="" type="checkbox"/>	<input checked="" type="checkbox"/>	431	120	0	0	0	0	41,126
SR 270, Pullman to Idaho State Line - Corridor Improvements												
270	627000E	SR 270/Pullman to Idaho State Line - Add Lanes	<input type="checkbox"/>	<input checked="" type="checkbox"/>	<input type="checkbox"/>	14	0	0	0	0	0	31,198
SR 302, Purdy Vicinity - Corridor Improvements												
302	330215A	SR 302/Key Peninsula Highway to Purdy Vice-Safety &	<input checked="" type="checkbox"/>	<input type="checkbox"/>	<input type="checkbox"/>	1,451	5,244	0	0	0	0	6,695
302	330216A	SR 302/Eigin Clifton Rd to SR 16 - Corridor Study	<input checked="" type="checkbox"/>	<input type="checkbox"/>	<input type="checkbox"/>	1,000	0	0	0	0	0	2,501
SR 305/SR 304, Bremerton Vicinity - HOV & Corridor Improvements												
304	330405A	SR 304/Bremerton Transportation Center Access Impro	<input type="checkbox"/>	<input type="checkbox"/>	<input checked="" type="checkbox"/>	1,305	0	0	0	0	0	49,138
US 395, Spokane - North Spokane Corridor												
395	600000A	NSC-North Spokane Corridor - Design Corridor and Pu	<input type="checkbox"/>	<input checked="" type="checkbox"/>	<input checked="" type="checkbox"/>	2,033	0	0	0	0	0	49,981
395	600001A	US 395/NSC-Francis Ave to Farwell Rd - New Alignm-	<input type="checkbox"/>	<input checked="" type="checkbox"/>	<input checked="" type="checkbox"/>	19,325	22,622	0	0	0	0	209,882
395	600003A	US 395/NSC-US 2 to Wandermere and US 2 Lowering	<input type="checkbox"/>	<input checked="" type="checkbox"/>	<input checked="" type="checkbox"/>	90,201	5,513	0	0	0	0	128,013
395	600010A	US 395/North Spokane Corridor	<input checked="" type="checkbox"/>	<input type="checkbox"/>	<input checked="" type="checkbox"/>	52,100	43,920	26,001	4,400	0	0	204,898
I-405, Lynnwood to Tukwila - Corridor Improvements												
167	816719A	SR 167/S 180th St to I-405 - SB Widening	<input checked="" type="checkbox"/>	<input type="checkbox"/>	<input type="checkbox"/>	3,166	0	0	0	0	0	18,844
405	140567D	I-405 Totem Lake/NE 128th St HOV Direct Access/Fre	<input type="checkbox"/>	<input checked="" type="checkbox"/>	<input checked="" type="checkbox"/>	503	0	0	0	0	0	7,092
405	840501C	I-405/Tukwila to Lynnwood - Analysis	<input type="checkbox"/>	<input type="checkbox"/>	<input type="checkbox"/>	239	1,165	0	0	0	0	8,236
405	840502B	I-405/SR 181 to SR 167 - Widening	<input checked="" type="checkbox"/>	<input type="checkbox"/>	<input type="checkbox"/>	13,626	2,118	360	0	0	0	142,494
405	840503A	I-405/I-5 to SR 181 - Widening	<input checked="" type="checkbox"/>	<input type="checkbox"/>	<input type="checkbox"/>	2,102	7	0	0	0	0	21,991
405	840508A	I-405/NE 44th St to 112th Ave SE - Widening	<input checked="" type="checkbox"/>	<input type="checkbox"/>	<input type="checkbox"/>	1	0	0	0	0	144,509	150,007
405	840509A	I-405/112th Ave SE to I-90 - NB Widening	<input checked="" type="checkbox"/>	<input type="checkbox"/>	<input type="checkbox"/>	1,481	0	0	0	0	0	19,957
405	840541F	I-405/I-90 to SE 8th St - Widening	<input checked="" type="checkbox"/>	<input type="checkbox"/>	<input type="checkbox"/>	18,051	1,879	62	30	0	0	179,873
405	840551A	I-405/NE 8th St to SR 520 Braided Ramps - Interchang	<input checked="" type="checkbox"/>	<input type="checkbox"/>	<input type="checkbox"/>	106,250	60,083	41	10	0	0	224,471
405	840552A	I-405/NE 10th St - Bridge Crossing	<input checked="" type="checkbox"/>	<input type="checkbox"/>	<input type="checkbox"/>	6,346	142	0	0	0	0	63,305
405	840561A	I-405/SR 520 to SR 522 - Widening	<input checked="" type="checkbox"/>	<input type="checkbox"/>	<input type="checkbox"/>	136	0	0	0	0	0	81,212
405	840567B	I-405/NE 132nd St - New Interchange	<input checked="" type="checkbox"/>	<input type="checkbox"/>	<input type="checkbox"/>	0	0	0	0	0	0	48,500
405	8B11001	I-405/South Renton Vicinity Stage 2 - Widening (Nick	<input checked="" type="checkbox"/>	<input type="checkbox"/>	<input type="checkbox"/>	100,549	6,285	15	0	0	0	166,541
405	8B11002	I-405/Kirkland Vicinity Stage 2 - Widening (Nickel/TP	<input checked="" type="checkbox"/>	<input type="checkbox"/>	<input type="checkbox"/>	43,366	192,757	8,999	0	0	0	423,485
405	8B11006	I-405/Tukwila to Bellevue Widening and Express Toll I	<input checked="" type="checkbox"/>	<input type="checkbox"/>	<input type="checkbox"/>	0	0	0	0	0	15,822	15,822
SR 410, Bonney Lake Vicinity - Corridor Widening												
410	410000A	SR 410/Bonney Lake to SR 410 - NB Widening	<input type="checkbox"/>	<input type="checkbox"/>	<input type="checkbox"/>	10,733	587	119	73	36	0	18,454

2011-13 Biennium Transportation Budget Project List
LEAP Transportation Document 2011-2 ALL PROJECTS as Developed April 19, 2001
Highway Improvement Program (I)

(Dollars in Thousands)

- Fund Source -

Route Bin	Project	TPA	Nickel	Other	Prior	2011-13	2013-15	2015-17	2017-19	2019-21	2021 +	Total
410	341015A SR 410/214th Ave E to 234th - Add Lanes	<input checked="" type="checkbox"/>	<input checked="" type="checkbox"/>	<input checked="" type="checkbox"/>	10,733	587	148	119	73	36	0	18,454
SR 500, Vancouver to Orchards - Corridor Improvements					7,674	40,044	636	0	0	0	0	56,961
500	450000A SR 500/St Johns Blvd - Build Interchange	<input checked="" type="checkbox"/>	<input type="checkbox"/>	<input checked="" type="checkbox"/>	7,674	40,044	636	0	0	0	0	56,961
SR 502, I-5 to Battle Ground - Corridor Improvements					13,741	47,377	18,000	233	0	0	0	140,307
005	400599R I-5/SR 502 Interchange - Build Interchange	<input type="checkbox"/>	<input checked="" type="checkbox"/>	<input checked="" type="checkbox"/>	826	0	0	0	0	0	0	52,521
502	450208W SR 502/I-5 to Battle Ground - Add Lanes	<input checked="" type="checkbox"/>	<input checked="" type="checkbox"/>	<input checked="" type="checkbox"/>	12,915	47,377	18,000	233	0	0	0	87,786
SR 503, Battle Ground to Vancouver - Improvements					5,342	423	0	0	0	0	0	7,377
503	450305B SR 503/4th Plain/SR 500 Intersection - Add Turn Lane	<input checked="" type="checkbox"/>	<input type="checkbox"/>	<input checked="" type="checkbox"/>	587	214	0	0	0	0	0	811
503	450393A SR 503/Lewisville Park Vicinity - Add Climbing Lane	<input checked="" type="checkbox"/>	<input type="checkbox"/>	<input checked="" type="checkbox"/>	4,755	209	0	0	0	0	0	6,566
SR 509, SeaTac to I-5 - Corridor Completion					3,825	20	0	0	0	0	0	61,537
509	850901F SR 509/I-5 to Sea-Tac Freight & Congestion Relief	<input checked="" type="checkbox"/>	<input type="checkbox"/>	<input type="checkbox"/>	3,824	20	0	0	0	0	0	26,541
509	850902A SR 509/I-5/SeaTac to I-5 - Design and Critical R/W	<input type="checkbox"/>	<input checked="" type="checkbox"/>	<input type="checkbox"/>	1	0	0	0	0	0	0	34,996
SR 510, Yelm - New Freeway					8,734	687	0	0	0	0	4,860	36,006
510	351025A SR 510/Yelm Loop - New Alignment	<input checked="" type="checkbox"/>	<input type="checkbox"/>	<input checked="" type="checkbox"/>	8,734	687	0	0	0	0	4,860	36,006
SR 518, Burien to Tukwila - Corridor Improvements					3,170	733	0	0	0	0	0	42,127
509	850919F SR 509/SR 518 Interchange - Signalization and Channe	<input checked="" type="checkbox"/>	<input type="checkbox"/>	<input checked="" type="checkbox"/>	304	75	0	0	0	0	0	5,831
509	850919G SR 509/SR 518 Interchange - Interchange Improvement	<input type="checkbox"/>	<input type="checkbox"/>	<input checked="" type="checkbox"/>	94	0	0	0	0	0	0	465
518	851808A SR 518/SeaTac Airport to I-5 - Eastbound Widening	<input checked="" type="checkbox"/>	<input type="checkbox"/>	<input checked="" type="checkbox"/>	2,772	658	0	0	0	0	0	35,831
SR 519, Seattle - Intermodal Improvements					42,705	0	0	0	0	0	0	84,015
519	851902A SR 519/ I-90 to SR 99 Intermodal Access Project - I/C1	<input type="checkbox"/>	<input checked="" type="checkbox"/>	<input checked="" type="checkbox"/>	42,705	0	0	0	0	0	0	84,015
SR 520, Seattle to Redmond - Corridor Improvements					500,907	1,263,266	629,813	24,005	25,000	0	1	2,645,415
520	152040A SR 520/W Lake Sammamish Parkway to SR 202, Stage	<input type="checkbox"/>	<input checked="" type="checkbox"/>	<input checked="" type="checkbox"/>	45,930	1,408	86	0	0	0	0	79,397
520	8B11003 SR 520/ Bridge Replacement and HOV (Nickel/TPA)	<input checked="" type="checkbox"/>	<input checked="" type="checkbox"/>	<input checked="" type="checkbox"/>	388,087	1,247,769	629,727	24,005	25,000	0	1	2,478,632
520	L1000033 Lake Washington Congestion Management	<input checked="" type="checkbox"/>	<input type="checkbox"/>	<input checked="" type="checkbox"/>	66,890	14,089	0	0	0	0	0	87,386
SR 522, Seattle to Monroe - Corridor Improvements					37,186	113,866	23,747	1,635	787	0	0	252,708
522	152201C SR 522/I-5 to I-405 - Multimodal Improvements	<input checked="" type="checkbox"/>	<input checked="" type="checkbox"/>	<input checked="" type="checkbox"/>	582	0	0	0	0	0	0	22,561
522	152219A SR 522/University of Washington Bothell - Build Interc	<input checked="" type="checkbox"/>	<input checked="" type="checkbox"/>	<input checked="" type="checkbox"/>	5,673	108	15	0	0	0	0	47,054
522	152234E SR 522/Snohomish River Bridge to US 2 - Add Lanes	<input type="checkbox"/>	<input checked="" type="checkbox"/>	<input checked="" type="checkbox"/>	30,931	113,108	23,732	1,635	787	0	0	182,443
522	L1000055 SR 522 Improvements / 61st Ave NE and NE 181st Str	<input type="checkbox"/>	<input type="checkbox"/>	<input checked="" type="checkbox"/>	0	650	0	0	0	0	0	650
SR 527, Everett to Bothell - Corridor Improvements					72	0	0	0	0	0	0	20,120
527	152720A SR 527/132nd St SE to 112th St SE - Add Lanes	<input type="checkbox"/>	<input checked="" type="checkbox"/>	<input checked="" type="checkbox"/>	72	0	0	0	0	0	0	20,120

2011-13 Biennium Transportation Budget Project List
LEAP Transportation Document 2011-2 ALL PROJECTS as Developed April 19, 2001
Highway Improvement Program (I)

(Dollars in Thousands)

- Fund Source -

Route Bin	Project	TPA	Nickel	Other	Prior	2011-13	2013-15	2015-17	2017-19	2019-21	2021 +	Total
SR 531, Smokey Point Vicinity - Improvements					424	429	0	0	0	0	0	1,380
531	SR 531/43rd Ave NE to 67th Ave. NE - Widening	<input type="checkbox"/>	<input type="checkbox"/>	<input checked="" type="checkbox"/>	424	429	0	0	0	0	0	1,380
SR 532, Camano Island to I-5 - Corridor Improvements					40,968	8,011	599	190	449	12	0	66,090
532	SR 532/Camano Island to I-5 Corridor Improvements (I)	<input checked="" type="checkbox"/>	<input type="checkbox"/>	<input checked="" type="checkbox"/>	40,968	8,011	599	190	449	12	0	66,090
SR 539, Bellingham North - Corridor Improvements					26,777	4,244	1,863	0	0	0	0	175,197
539	SR 539/I-5 to Horton Road - Access Management	<input type="checkbox"/>	<input type="checkbox"/>	<input checked="" type="checkbox"/>	93	1,801	1,360	0	0	0	0	3,254
539	SR 539/Horton Road to Tenmile Road - Widen to Five	<input type="checkbox"/>	<input type="checkbox"/>	<input checked="" type="checkbox"/>	1,107	262	322	0	0	0	0	68,210
539	SR 539/Tenmile Road to SR 546 - Widening	<input type="checkbox"/>	<input checked="" type="checkbox"/>	<input checked="" type="checkbox"/>	25,577	2,181	181	0	0	0	0	103,733
SR 542, Bellingham Vicinity - Corridor Improvements					5,065	1,936	17	0	0	0	0	7,725
542	SR 542/Everson Goshen Rd Vic to SR 9 Vic - Intersecti	<input checked="" type="checkbox"/>	<input type="checkbox"/>	<input checked="" type="checkbox"/>	5,065	1,936	17	0	0	0	0	7,725
SR 543, Blaine Vicinity - Corridor Improvements					392	0	0	0	0	0	0	50,567
543	SR 543/I-5 to Canadian Border - Add Lanes	<input type="checkbox"/>	<input checked="" type="checkbox"/>	<input checked="" type="checkbox"/>	392	0	0	0	0	0	0	50,567
SR 704, Lakewood Vicinity - New Freeway					2,417	0	0	0	0	0	17,946	41,091
704	SR 704/Cross Base Highway - New Alignment	<input checked="" type="checkbox"/>	<input checked="" type="checkbox"/>	<input checked="" type="checkbox"/>	2,417	0	0	0	0	0	17,946	41,091
SR 823, Selah Vicinity - Corridor Improvements					4,631	3,561	0	0	0	0	0	9,310
823	SR 823/Selah Vicinity - Re-route Highway	<input checked="" type="checkbox"/>	<input type="checkbox"/>	<input checked="" type="checkbox"/>	4,631	3,561	0	0	0	0	0	9,310
SR 900, Issaquah Vicinity - Corridor Widening					11,907	133	0	0	0	0	0	43,822
900	SR 900/SE 78th St Vic to I-90 Vic - Widening and HOV	<input type="checkbox"/>	<input checked="" type="checkbox"/>	<input checked="" type="checkbox"/>	11,907	133	0	0	0	0	0	43,822
Future Unprogrammed Project Reserves					30,000	30,629	31,500	31,000	171,335	171,121	559,141	1,024,726
998	Environmental Retrofit Project Reserve - Fish Barrier P	<input type="checkbox"/>	<input type="checkbox"/>	<input checked="" type="checkbox"/>	0	0	0	0	5,918	10,000	20,000	35,918
998	Safety Project Reserve - Collision Reduction	<input type="checkbox"/>	<input checked="" type="checkbox"/>	<input checked="" type="checkbox"/>	0	0	0	0	59,580	56,727	189,260	305,567
998	Safety Project Reserve - Collision Prevention	<input type="checkbox"/>	<input type="checkbox"/>	<input checked="" type="checkbox"/>	0	0	0	0	69,154	67,677	246,459	383,290
998	Environmental Retrofit Project Reserve - Stormwater R	<input type="checkbox"/>	<input type="checkbox"/>	<input checked="" type="checkbox"/>	0	0	0	0	3,183	3,217	6,422	12,822
998	Project Reserve - Noise Reduction	<input type="checkbox"/>	<input type="checkbox"/>	<input checked="" type="checkbox"/>	0	629	1,500	1,000	1,000	1,000	2,000	7,129
998	Environmental Retrofit Project Reserve - Chronic Envir	<input type="checkbox"/>	<input type="checkbox"/>	<input checked="" type="checkbox"/>	0	0	0	0	2,500	2,500	5,000	10,000
998	Future Federal Earmarks for Improvement Program	<input type="checkbox"/>	<input type="checkbox"/>	<input checked="" type="checkbox"/>	20,000	20,000	20,000	20,000	20,000	20,000	60,000	180,000
998	Future Local Funds for Improvement Program	<input type="checkbox"/>	<input type="checkbox"/>	<input checked="" type="checkbox"/>	10,000	10,000	10,000	10,000	10,000	10,000	30,000	90,000
Other					4,627	241	15	12	0	0	0	482,003
000	0B1100A Mobility Reappropriation for Projects Assumed to be C	<input type="checkbox"/>	<input type="checkbox"/>	<input checked="" type="checkbox"/>	1,322	225	15	12	0	0	0	347,008
000	0B1200A Safety Reappropriations for Projects Assumed to be Co	<input type="checkbox"/>	<input type="checkbox"/>	<input checked="" type="checkbox"/>	3,256	16	0	0	0	0	0	37,982
000	0B1300A Economic Initiatives Reappropriation for Projects Assu	<input type="checkbox"/>	<input type="checkbox"/>	<input checked="" type="checkbox"/>	49	0	0	0	0	0	0	97,013

2011-13 Biennium Transportation Budget Project List
LEAP Transportation Document 2011-2 ALL PROJECTS as Developed April 19, 2001
Highway Improvement Program (I)

(Dollars in Thousands)

- Fund Source -

Route Bin	Project	TPA	Nickel	Other	Prior	2011-13	2013-15	2015-17	2017-19	2019-21	2021 +	Total
Sound Transit Projects												
000	100005B				37,510	68,710	49,259	47,414	3,101	0	0	444,923
000	800005D			☑	914	0	0	0	88	0	0	4,701
005	100502D			☑	638	0	0	0	0	0	0	799
005	100502D			☑	184	0	0	0	0	0	0	23,893
005	100529D			☑	21,794	63	0	0	0	0	0	26,218
005	100545D			☑	196	588	0	0	0	0	0	25,434
090	109040R			☑	11,728	64,780	42,913	50	0	0	0	145,337
090	109053D			☑	557	0	0	0	0	0	0	26,721
405	140521D			☑	0	3,279	6,346	47,364	3,013	0	0	60,735
405	140541D			☑	0	0	0	0	0	0	0	59,922
405	140566D			☑	881	0	0	0	0	0	0	62,484
405	140586D			☑	618	0	0	0	0	0	0	8,679
Studies & System Analysis												
000	099999G			☑	5,028	2,973	0	0	0	0	0	21,978
000	099999H			☑	122	0	0	0	0	0	0	675
000	800020A			☑	318	0	0	0	0	0	0	535
000	L2000054			☑	1,161	172	0	0	0	0	0	1,333
002	L2000016			☑	489	832	0	0	0	0	0	1,321
005	100597B			☑	400	0	0	0	0	0	0	400
005	400507W			☑	6	0	0	0	0	0	0	799
005	L2200028			☑	22	0	0	0	0	0	0	252
090	109061S			☑	0	1,001	0	0	0	0	0	1,001
090	509004U			☑	576	150	0	0	0	0	0	2,002
101	310139C			☑	162	0	0	0	0	0	0	610
167	816700U			☑	393	518	0	0	0	0	0	737
307	330705A			☑	1,227	0	0	0	0	0	0	9,604
523	L1000059			☑	0	300	0	0	0	0	0	2,409
Improvement - Program Support Activities												
000	095901X			☑	19,324	31,652	27,024	26,007	15,400	661	19,800	139,868
999	395953A			☑	19,275	31,652	27,024	26,007	15,400	661	19,800	139,819
Safety - Guard Rail/Bridge Rail Retrofit												
999	099903M			☑	6,154	5,123	312	3,331	0	0	0	39,152
999	099903N			☑	1,808	0	0	0	0	0	0	16,843
999	0B12003			☑	3,049	2,448	312	1,330	0	0	0	16,336
Safety - Interchange Improvements (New & Rebuilt)												
000	0B12001			☑	13,507	240	72	0	0	0	0	73,947
002	200201E			☑	50	0	0	0	0	0	0	27,384
011	101100F			☑	177	0	0	0	0	0	0	20,698
395	539502L			☑	6,986	240	72	0	0	0	0	10,471
Safety - Intersection & Spot Improvements												
000	099999H			☑	35,266	73,507	33,305	70,179	203	0	0	272,806

2011-13 Biennium Transportation Budget Project List
LEAP Transportation Document 2011-2 ALL PROJECTS as Developed April 19, 2001
Highway Improvement Program (I)

(Dollars in Thousands)

- Fund Source -

Route Bin	Project	TPA	Nickel	Other	Prior	2011-13	2013-15	2015-17	2017-19	2019-21	2021 +	Total
000	Intersection & Spot Improvements				4,561	36,628	30,305	70,179	203	0	0	142,035
002	US 2/Bickford Avenue - Intersection Safety Improvement				1,402	17,017	1,301	0	0	0	0	19,720
002	US 2 High Priority Safety Project				4,959	4,418	0	0	0	0	0	9,942
002	US 2/Piekle Farm Road and Gunn Road - Add Turn Lane				40	0	0	0	0	0	0	1,262
002	US 2/S of Orondo - Add Passing Lane				1,784	0	0	0	0	0	0	2,423
002	US 2/East Wenatchee N - Access Control				51	313	0	0	0	0	0	364
002	US 2/Stevens Pass - Variable Message Signs				101	935	0	0	0	0	0	1,036
002	US 2/N Glen-Eik Chattaroy Rd Intersection - Intersectio				568	0	0	0	0	0	0	740
005	I-5/Reverse Express Lane to/from SR 522 - Safety				697	0	0	0	0	0	0	752
005	I-5/SR 532 NB Interchange Ramps - Add Turn Lanes				39	0	0	0	0	0	0	6,684
005	I-5/SB Ramps at SR 11/Old Fairhaven Parkway - Add F				68	0	0	0	0	0	0	2,249
005	I-5/Bakerview Rd to Nooksack River Bf-Slater Rd I/C -				7	0	0	0	0	0	0	46
005	I-5/Tumwater Blvd NB On Ramp Intersection - Safety				591	0	0	0	0	0	0	783
005	I-5/Mounts Rd Vicinity to Thorn Ln - Median Barrier R				0	2,703	0	0	0	0	0	2,703
005	I-5/Thorn Ln to 47th Ave SW - Median Barrier Replace				1,367	0	0	0	0	0	0	1,367
007	SR 7/SR 507 to SR 512 - Safety Improvements				180	0	0	0	0	0	0	20,930
007	SR 7/SR 702 - Install Signal				455	306	0	0	0	0	0	761
007	LIGHTXXX SR7 / Mountain Highway & 304th - Signal				432	0	0	0	0	0	0	680
012	401212R US 12/SR 122/Mossyrock - Intersection Improvements				558	5	0	0	0	0	0	563
017	201701D SR 17/Othello Vic to Soap Lake Vic - Install Lighting				132	0	0	0	0	0	0	196
022	502201U SR 22/I-82 to Toppenish - Safety Improvements				2,764	1,728	0	0	0	0	0	4,929
026	202601E SR 26/Othello Vicinity - Install Lighting				28	0	0	0	0	0	0	147
026	202601I SR 26/W of Othello - Add Passing Lane				970	0	0	0	0	0	0	1,022
090	109070C I-90/EB Ramps to SR 18 - Add Signal and Turn Lanes				1	0	0	0	0	0	0	4,837
090	109079A I-90/EB Ramps to SR 202 - Construct Roundabout				85	27	0	0	0	0	0	1,847
097	209700B US 97/ Border Vicinity Improvements - Safety Improve				362	0	0	0	0	0	0	569
097	209700C US 97/ Intersection - Safety Improvements				359	0	0	0	0	0	0	732
097	209700H US 97/N of Daroga State Park - Turn Lanes				63	287	117	0	0	0	0	467
097	209700W US 97/Cameron Lake Road - Intersection Improvement				104	895	0	0	0	0	0	999
097	209700Y US 97/N of Riverside - NB passing Lane				215	2,365	0	0	0	0	0	2,580
097	209703H US 97/North of Brewster - Passing Lane				0	412	1,570	0	0	0	0	1,982
097	209790B US 97A/North of Wenatchee - Wildlife Fence				1,680	951	0	0	0	0	0	2,824
124	512401O SR 124/East Jct US 12 - Reconstruction				5	0	0	0	0	0	0	311
150	215004B SR 150/W of Chelan - Install Lighting				133	0	0	0	0	0	0	184
160	316006B SR 160/SR 16 to Longlake Rd Vicinity - Widening				3,390	0	0	0	0	0	0	9,774
195	619509I US 195/Cheney-Spokane Rd to Lindeke St - New City				1,437	1,269	0	0	0	0	0	3,137
195	L1000001 US 195/Cheney-Spokane Road Right Turn Lane				250	0	0	0	0	0	0	250
203	120305G SR 203/Corridor Safety Improvements - King County				3,134	0	0	0	0	0	0	3,679
203	120311C SR 203/NE 124th/Novelty Rd Vicinity - Construct Rou				3	0	0	0	0	0	0	3,600
203	120311G SR 203/Corridor Safety Improvements - Snohomish Co				1,040	35	12	0	0	0	0	1,904
243	224304B SR 243/S of Mattawa - Install Lighting				255	7	0	0	0	0	0	262
282	228201D SR 282/Ephrata - Safety				123	0	0	0	0	0	0	123
503	450306A SR 503/Gabriel Rd Intersection				98	0	0	0	0	0	0	460
507	350728A SR 507/Vicinity East Gate Rd to 208th St E - Safety				698	3,206	0	0	0	0	0	4,185
515	151505B SR 515/SE 182nd St to SE 176th St Vic - Construct Tra				1	0	0	0	0	0	0	1,534
516	151632D SR 516/208th and 209th Ave SE - Add Turn Lanes				1	0	0	0	0	0	0	2,290
530	153023H SR 530/Arlington Heights Rd/Jordan Rd - Signal and C				2	0	0	0	0	0	0	2,301
902	690201C SR 902/Medical Lake Interchange - Intersection Improv				15	0	0	0	0	0	0	558
971	297103B SR 971/S Lakeshore Rd - Install Lighting				58	0	0	0	0	0	0	83

2011-13 Biennium Transportation Budget Project List
LEAP Transportation Document 2011-2 ALL PROJECTS as Developed April 19, 2001
Highway Improvement Program (I)

- Fund Source -

(Dollars in Thousands)

Route Bin	Project	TPA	Nickel	Other	Prior	2011-13	2013-15	2015-17	2017-19	2019-21	2021 +	Total
Safety - Median Cross Over Protection												
000	Median Cross-Over Protection Improvements	<input type="checkbox"/>	<input type="checkbox"/>	<input checked="" type="checkbox"/>	10,026	1,499	0	14,001	0	0	0	45,404
005	I-5/52nd Ave W to SR 526 - Roadside Safety and Ramf	<input type="checkbox"/>	<input checked="" type="checkbox"/>	<input type="checkbox"/>	9	0	0	14,001	0	0	0	25,643
005	I-5/Marysville to Stillaguamish River Vicinity - Median	<input type="checkbox"/>	<input type="checkbox"/>	<input checked="" type="checkbox"/>	11,661	66	15	0	0	0	0	2,703
005	I-5/Kelso Vicinity Median Crossover Prevention - Instal	<input type="checkbox"/>	<input type="checkbox"/>	<input checked="" type="checkbox"/>	565	7	0	0	0	0	0	14,170
090	I-90/L-405 Vic to 150th Ave NE Vic - Median Crossove	<input type="checkbox"/>	<input type="checkbox"/>	<input checked="" type="checkbox"/>	13	0	0	0	0	0	0	665
090	I-90/E. Fork Issaquah Ck Br Vic to Raging River Br V	<input type="checkbox"/>	<input type="checkbox"/>	<input checked="" type="checkbox"/>	3	0	0	0	0	0	0	134
195	US 195/Vicinity Cornwall and Mullen Hill Rd to Jct I-5	<input type="checkbox"/>	<input type="checkbox"/>	<input checked="" type="checkbox"/>	445	58	0	0	0	0	0	401
395	US 395/Wandermere to Vicinity Half Moon Rd - Medic	<input type="checkbox"/>	<input type="checkbox"/>	<input checked="" type="checkbox"/>	836	0	0	0	0	0	0	503
599	SR 599/S 133rd St Vic to SR 99 Vic - Median Cross-Ov	<input type="checkbox"/>	<input type="checkbox"/>	<input checked="" type="checkbox"/>	3	0	0	0	0	0	0	836
599	SR 599/S 133rd St Vic to SR 99 Vic - Median Cross-Ov	<input type="checkbox"/>	<input type="checkbox"/>	<input checked="" type="checkbox"/>	3	0	0	0	0	0	0	349
Safety - Pedestrian & Bicycle Improvements												
000	Pedestrian & Bicycle Improvements	<input type="checkbox"/>	<input type="checkbox"/>	<input checked="" type="checkbox"/>	611	2,069	0	0	0	0	0	2,680
002	US 2/Stevens Pass Summit - Pedestrian Safety	<input type="checkbox"/>	<input type="checkbox"/>	<input checked="" type="checkbox"/>	2,712	18	0	0	0	0	0	3,270
002	US 2/E. End Odabashian Bridge - Loop Trail Connectic	<input type="checkbox"/>	<input type="checkbox"/>	<input checked="" type="checkbox"/>	244	0	0	0	0	0	0	616
002	US 2/Wenatchee - Build Trail Connection	<input type="checkbox"/>	<input type="checkbox"/>	<input checked="" type="checkbox"/>	8	0	0	0	0	0	0	1,802
002	US 2/Wilbur Pedestrian Improvements - Safety	<input type="checkbox"/>	<input type="checkbox"/>	<input checked="" type="checkbox"/>	386	0	0	0	0	0	0	530
005	I-5/124th St SW - Bicycle/Pedestrian Overcrossing - Sa	<input type="checkbox"/>	<input type="checkbox"/>	<input checked="" type="checkbox"/>	30	0	0	0	0	0	0	4,295
005	I-5/Martin Way - Bike Lanes	<input type="checkbox"/>	<input type="checkbox"/>	<input checked="" type="checkbox"/>	2,089	36	0	0	0	0	0	2,605
020	SR 20/Troxell Road to Cornet Bay Road	<input type="checkbox"/>	<input type="checkbox"/>	<input checked="" type="checkbox"/>	1	0	0	0	0	0	0	274
020	SR 20 Spurr/Anacortes Pedestrian Improvements - Safet	<input type="checkbox"/>	<input type="checkbox"/>	<input checked="" type="checkbox"/>	107	57	0	0	0	0	0	164
020	SR 20/Republic Pedestrian Improvements - Safety	<input type="checkbox"/>	<input type="checkbox"/>	<input checked="" type="checkbox"/>	15	0	0	0	0	0	0	338
020	SR 20/Golden Tiger Pathway - Safety	<input type="checkbox"/>	<input type="checkbox"/>	<input checked="" type="checkbox"/>	230	0	0	0	0	0	0	230
090	I-90/Highpoint to Preston - New Trail	<input type="checkbox"/>	<input type="checkbox"/>	<input checked="" type="checkbox"/>	15	0	0	0	0	0	0	1,084
097	US 97/Oroville Area - Pedestrian Improvement	<input type="checkbox"/>	<input type="checkbox"/>	<input checked="" type="checkbox"/>	191	0	0	0	0	0	0	215
097	US 97/Brewster Vicinity - Install Lighting	<input type="checkbox"/>	<input type="checkbox"/>	<input checked="" type="checkbox"/>	17	0	0	0	0	0	0	172
099	SR 99/Aurora Ave Bridge Fence - Suicide Prevention	<input type="checkbox"/>	<input type="checkbox"/>	<input checked="" type="checkbox"/>	4,165	0	0	0	0	0	0	5,038
112	SR 112/Murphy Rd to Charlie Creek-Weel Rd - Pedestr	<input type="checkbox"/>	<input type="checkbox"/>	<input checked="" type="checkbox"/>	214	0	0	0	0	0	0	214
162	SR 162/Orting Area - Construct Pedestrian Tunnel	<input type="checkbox"/>	<input type="checkbox"/>	<input checked="" type="checkbox"/>	116	666	0	0	0	0	0	852
509	SR 509/Vic. 112th SE Pedestrian Improvements - Safet	<input type="checkbox"/>	<input type="checkbox"/>	<input checked="" type="checkbox"/>	3	0	0	0	0	0	0	270
Safety - Rest Areas												
000	Safety Rest Areas with Sanitary Disposal - Improvemer	<input type="checkbox"/>	<input type="checkbox"/>	<input checked="" type="checkbox"/>	48	0	0	0	0	0	0	106
007	SR 7/Elbe Safety Rest Area - New Facility	<input type="checkbox"/>	<input type="checkbox"/>	<input checked="" type="checkbox"/>	1,330	1,346	4	0	0	0	0	4,134
Safety - Roadside Improvements												
000	Statewide Roadside Safety Improvements Program (TP	<input checked="" type="checkbox"/>	<input type="checkbox"/>	<input type="checkbox"/>	4,526	105	2	0	0	0	0	29,754
101	US 101/Correra Rd Vicinity to Zaccardo Rd - Slope Fla	<input type="checkbox"/>	<input checked="" type="checkbox"/>	<input type="checkbox"/>	0	0	0	704	0	0	0	1,373
112	SR 112/Neah Bay to Seiku - Roadside Safety Improvem	<input checked="" type="checkbox"/>	<input type="checkbox"/>	<input type="checkbox"/>	2,778	0	0	0	0	0	0	6,875
Safety - Rumble Strips												
000	Rumble Strip Improvements	<input type="checkbox"/>	<input type="checkbox"/>	<input checked="" type="checkbox"/>	2,941	1,077	0	2,001	0	0	0	6,163
000	Olympic Region Centerline Rumble Strips 2009 - Safet	<input type="checkbox"/>	<input type="checkbox"/>	<input checked="" type="checkbox"/>	505	0	0	0	0	0	0	505
000	Olympic Region Centerline Rumble Strips 2011 - Safet	<input type="checkbox"/>	<input type="checkbox"/>	<input checked="" type="checkbox"/>	175	484	0	0	0	0	0	659
195	US 195/Jct SR 271 to Cornwall Rd - Rumble Strips - C	<input type="checkbox"/>	<input type="checkbox"/>	<input checked="" type="checkbox"/>	101	0	0	0	0	0	0	125
395	US 395/Jct SR 292 to Colville - Rumble Strips - Center	<input type="checkbox"/>	<input type="checkbox"/>	<input checked="" type="checkbox"/>	176	0	0	0	0	0	0	216

2011-13 Biennium Transportation Budget Project List
LEAP Transportation Document 2011-2 ALL PROJECTS as Developed April 19, 2001
Highway Improvement Program (I)

- Fund Source -

(Dollars in Thousands)

Route Bin	Project	TPA	Nickel	Other	Prior	2011-13	2013-15	2015-17	2017-19	2019-21	2021 +	Total
Safety - Shield Redirectional Landforms												
000	0B12009			<input checked="" type="checkbox"/>	353	2,898	1,007	0	0	0	0	4,258
	Redirectional Landform Improvements				353	2,898	1,007	0	0	0	0	4,258
Environmental - Fish Barrier Removal & Chronic Deficiencies												
005	100537C	<input type="checkbox"/>	<input type="checkbox"/>	<input checked="" type="checkbox"/>	32	0	0	0	0	0	0	461
	I-5/Swamp Creek Vicinity - Fish Barrier				32	0	0	0	0	0	0	461
092	109292S	<input type="checkbox"/>	<input type="checkbox"/>	<input checked="" type="checkbox"/>	11	0	0	0	0	0	0	375
	SR 92/Catherine Creek Vic - Fish Barrier				11	0	0	0	0	0	0	375
101	310141H	<input checked="" type="checkbox"/>	<input type="checkbox"/>	<input checked="" type="checkbox"/>	3,160	5,502	0	0	0	0	0	9,619
	US 101/Hoh River (Site #2) - Stabilize Slopes				3,160	5,502	0	0	0	0	0	9,619
101	310161D	<input type="checkbox"/>	<input type="checkbox"/>	<input checked="" type="checkbox"/>	0	33	548	1,468	0	0	0	2,310
	US 101/Chicken Coop Creek - Fish Barrier				0	33	548	1,468	0	0	0	2,310
104	310433A	<input type="checkbox"/>	<input type="checkbox"/>	<input checked="" type="checkbox"/>	87	69	0	0	0	0	0	1,600
	SR 104/1.2 Miles W of Hood Canal Bridge - Fish Barrier				87	69	0	0	0	0	0	1,600
106	310609A	<input type="checkbox"/>	<input type="checkbox"/>	<input checked="" type="checkbox"/>	760	11	11	0	0	0	0	1,347
	SR 106/X Trib Skokomish - Fish Barrier				760	11	11	0	0	0	0	1,347
109	310918A	<input checked="" type="checkbox"/>	<input type="checkbox"/>	<input type="checkbox"/>	1	0	0	0	0	0	5,370	6,130
	SR 109/Moclips River Bridge - Replace Bridge				1	0	0	0	0	0	5,370	6,130
305	330514A	<input type="checkbox"/>	<input type="checkbox"/>	<input checked="" type="checkbox"/>	3,083	12	0	0	0	0	0	3,434
	SR 305/Bjorgen Creek - Fish Barrier				3,083	12	0	0	0	0	0	3,434
405	140586A	<input type="checkbox"/>	<input type="checkbox"/>	<input checked="" type="checkbox"/>	11	0	0	0	0	0	0	436
	I-405/Swamp Creek Vic - Fish Barrier				11	0	0	0	0	0	0	436
530	153035G	<input type="checkbox"/>	<input type="checkbox"/>	<input type="checkbox"/>	100	5	0	0	0	0	0	3,250
	SR 530/Sauk River (Site #2) - Stabilize River Bank				100	5	0	0	0	0	0	3,250
530	153037K	<input checked="" type="checkbox"/>	<input type="checkbox"/>	<input type="checkbox"/>	2,269	2,754	140	10	0	0	0	5,723
	SR 530/Sauk River Bank Erosion - Realign Roadway				2,269	2,754	140	10	0	0	0	5,723
542	154229E	<input type="checkbox"/>	<input type="checkbox"/>	<input checked="" type="checkbox"/>	270	0	0	0	0	0	0	468
	SR 542/Baptist Camp Creek - Fish Barrier				270	0	0	0	0	0	0	468
542	154229G	<input checked="" type="checkbox"/>	<input type="checkbox"/>	<input checked="" type="checkbox"/>	7,991	4,466	26	0	0	0	0	16,674
	SR 542/Nooksack River - Redirect River and Realign R				7,991	4,466	26	0	0	0	0	16,674
998	099955F	<input checked="" type="checkbox"/>	<input type="checkbox"/>	<input checked="" type="checkbox"/>	4,065	14,131	16,474	2,458	0	0	0	40,715
	Fish Passage Barriers (TPA)				4,065	14,131	16,474	2,458	0	0	0	40,715
998	0B14001	<input type="checkbox"/>	<input type="checkbox"/>	<input checked="" type="checkbox"/>	2,578	15,780	37,695	15,901	5,882	5,195	121	88,732
	Fish Passage Barrier and Chronic Deficiency Improvem				2,578	15,780	37,695	15,901	5,882	5,195	121	88,732
Environmental - Noise Walls & Noise Mitigation												
005	100525P	<input checked="" type="checkbox"/>	<input type="checkbox"/>	<input type="checkbox"/>	2,454	138	31	1	0	0	0	9,088
	I-5/5th Ave NE to NE 92nd St - Noise Wall				2,454	138	31	1	0	0	0	9,088
005	300518C	<input checked="" type="checkbox"/>	<input type="checkbox"/>	<input checked="" type="checkbox"/>	672	1,306	0	0	0	0	0	1,978
	I-5/Queets Dr E Tanglewilde - Add Noise Wall				672	1,306	0	0	0	0	0	1,978
005	300518D	<input checked="" type="checkbox"/>	<input type="checkbox"/>	<input type="checkbox"/>	942	1,856	0	0	0	0	0	2,798
	I-5/14th Ave Thompson Pl - Add Noise Wall				942	1,856	0	0	0	0	0	2,798
005	800524H	<input type="checkbox"/>	<input type="checkbox"/>	<input type="checkbox"/>	245	160	0	0	0	0	0	8,403
	I-5/Boston St to E Shelby St - SB I-5, Westside - Noise				245	160	0	0	0	0	0	8,403
005	800524Z	<input checked="" type="checkbox"/>	<input type="checkbox"/>	<input checked="" type="checkbox"/>	3,364	165	495	0	0	0	0	5,871
	I-5/Ship Canal Bridge - Noise Mitigation Study				3,364	165	495	0	0	0	0	5,871
005	WESTV	<input type="checkbox"/>	<input type="checkbox"/>	<input checked="" type="checkbox"/>	741	9	0	0	0	0	0	1,039
	I-5/Westview School Noise Wall				741	9	0	0	0	0	0	1,039
161	3161XXX	<input type="checkbox"/>	<input type="checkbox"/>	<input checked="" type="checkbox"/>	137	143	0	0	0	0	0	1,550
	SR 161/ Noise Wall				137	143	0	0	0	0	0	1,550
Environmental - Stormwater & Mitigation Sites												
000	0B14003	<input type="checkbox"/>	<input type="checkbox"/>	<input checked="" type="checkbox"/>	3,709	8,059	4,809	5,998	3,518	3,061	6,000	40,816
	Stormwater & Mitigation Site Improvements				3,709	8,059	4,809	5,998	3,518	3,061	6,000	40,816
000	0B14ENV	<input checked="" type="checkbox"/>	<input checked="" type="checkbox"/>	<input type="checkbox"/>	0	1,606	2,230	2,423	1,781	1,028	870	9,938
	Environmental Mitigation Reserve - Nickel/TPA				0	1,606	2,230	2,423	1,781	1,028	870	9,938
005	100559S	<input checked="" type="checkbox"/>	<input type="checkbox"/>	<input type="checkbox"/>	164	0	0	0	0	0	0	240
	I-5/Fischer Creek Vicinity - Stormwater Drainage Impr				164	0	0	0	0	0	0	240
005	100583S	<input checked="" type="checkbox"/>	<input type="checkbox"/>	<input type="checkbox"/>	146	0	0	0	0	0	0	455
	I-5/Chuckanut Creek Vicinity - Stormwater Drainage In				146	0	0	0	0	0	0	455
005	100583W	<input checked="" type="checkbox"/>	<input type="checkbox"/>	<input type="checkbox"/>	89	18	0	0	0	0	0	222
	I-5/Padden Creek Vicinity - Stormwater Drainage Impr				89	18	0	0	0	0	0	222
005	100591G	<input checked="" type="checkbox"/>	<input type="checkbox"/>	<input type="checkbox"/>	49	0	0	0	0	0	0	150
	I-5/Squalicum Creek Vicinity - Stormwater Drainage In				49	0	0	0	0	0	0	150
005	400506M	<input type="checkbox"/>	<input checked="" type="checkbox"/>	<input type="checkbox"/>	424	1,601	400	0	0	0	0	4,673
	I-5/Chehalis River Flood Control				424	1,601	400	0	0	0	0	4,673
012	501213E	<input checked="" type="checkbox"/>	<input type="checkbox"/>	<input checked="" type="checkbox"/>	186	18	0	0	0	0	0	2,998
	US 12/Naches River N of Yakima - Stabilize Slopes				186	18	0	0	0	0	0	2,998
020	102054A	<input type="checkbox"/>	<input type="checkbox"/>	<input checked="" type="checkbox"/>	1,030	2,570	87	0	0	0	0	4,097
	SR 20/Red Cabin Creek - Chronic Environment				1,030	2,570	87	0	0	0	0	4,097
105	410503A	<input type="checkbox"/>	<input type="checkbox"/>	<input checked="" type="checkbox"/>	2,734	141	0	0	0	0	0	2,995
	SR 105/Norris Slough - Culvert Replacement				2,734	141	0	0	0	0	0	2,995
410	541002L	<input checked="" type="checkbox"/>	<input type="checkbox"/>	<input type="checkbox"/>	22	0	0	0	0	0	0	255
	SR 410/Rattlesnake Creek - Stabilize Slopes				22	0	0	0	0	0	0	255
Traffic Ops - ITS & Operation Enhancements												
000	100011P	<input type="checkbox"/>	<input type="checkbox"/>	<input checked="" type="checkbox"/>	0	439	2,633	0	0	0	0	3,072
	SR 539/SR 9 Advanced Traveler Information System (/				0	439	2,633	0	0	0	0	3,072
005	100552W	<input type="checkbox"/>	<input type="checkbox"/>	<input checked="" type="checkbox"/>	3,822	48	0	0	0	0	0	3,870
	I-5, Marysville to Stillaguamish River - ITS				3,822	48	0	0	0	0	0	3,870

2011-13 Biennium Transportation Budget Project List
LEAP Transportation Document 2011-2 ALL PROJECTS as Developed April 19, 2001
Highway Preservation Program (P)

- Fund Source - (Dollars in Thousands)

Route Bin	Project	TPA	Nickel	Other	Prior	2011-13	2013-15	2015-17	2017-19	2019-21	2021 +	Total
Highway Preservation Program (P)												
SR 104, Hood Canal Bridge					720,743	753,714	529,143	574,509	621,558	562,337	1,222,717	5,895,012
003 300370A	SR 3/Hood Canal Bridge Vicinity - Improvements	<input type="checkbox"/>	<input type="checkbox"/>	<input checked="" type="checkbox"/>	27,111	178	178	75	0	0	0	528,557
104 310407B	SR 104/Hood Canal Bridge - Replace E Half	<input checked="" type="checkbox"/>	<input type="checkbox"/>	<input type="checkbox"/>	767	0	0	0	0	0	0	1,068
104 310407D	SR104/Port Angeles Graving Dock Settlement and Rer	<input checked="" type="checkbox"/>	<input type="checkbox"/>	<input type="checkbox"/>	26,061	28	28	0	0	0	0	521,156
					283	150	150	75	0	0	0	6,333
Other					1,513	334	0	0	0	0	0	141,876
000 0BP100A	Roadway Reappropriation for Projects Assumed to be C	<input type="checkbox"/>	<input type="checkbox"/>	<input checked="" type="checkbox"/>	822	44	0	0	0	0	0	66,779
000 0BP200A	Structures Reappropriation for Projects Assumed to be C	<input type="checkbox"/>	<input type="checkbox"/>	<input checked="" type="checkbox"/>	43	251	0	0	0	0	0	38,475
000 0BP300A	Other Facilities Reappropriation for Projects Assumed to	<input type="checkbox"/>	<input type="checkbox"/>	<input checked="" type="checkbox"/>	648	39	0	0	0	0	0	36,622
Preservation - ER Projects												
000 0BP3001	Emergency Relief Preservation	<input type="checkbox"/>	<input type="checkbox"/>	<input checked="" type="checkbox"/>	53,445	37,951	96	91	86	122	51	113,517
112 311240A	SR 112/Deep Creek to West Twin River - Unstable Sloj	<input type="checkbox"/>	<input type="checkbox"/>	<input checked="" type="checkbox"/>	11,504	6,736	0	0	0	0	0	33,263
410 541002R	SR 410/Nile Valley Landslide - Establish Interim Detou	<input type="checkbox"/>	<input type="checkbox"/>	<input checked="" type="checkbox"/>	27	32	0	0	0	0	0	336
410 541002T	SR 410/Nile Valley Landslide - Reconstruct Route	<input type="checkbox"/>	<input type="checkbox"/>	<input checked="" type="checkbox"/>	14,312	250	0	0	0	0	0	14,562
530 153034C	SR 530/Skaglund Hill Slide	<input type="checkbox"/>	<input type="checkbox"/>	<input checked="" type="checkbox"/>	4,548	16,323	61	68	68	68	51	21,187
998 099960K	Emergency Slide & Flood Reserve	<input type="checkbox"/>	<input type="checkbox"/>	<input checked="" type="checkbox"/>	3,357	3,610	35	23	18	54	0	13,472
					19,697	11,000	0	0	0	0	0	30,697
Preservation - Major Drainage												
000 0BP3004	Major Drainage Preservation	<input type="checkbox"/>	<input type="checkbox"/>	<input checked="" type="checkbox"/>	19,217	25,164	21,656	23,523	46,000	49,100	110,600	298,705
005 100528L	I-5/NE 155th St Crawford Litigation Settlement	<input type="checkbox"/>	<input type="checkbox"/>	<input checked="" type="checkbox"/>	3,610	10,947	7,365	9,523	0	0	0	31,445
142 414210A	SR 142/Glenwood Road Vicinity - Replace Failing Box	<input type="checkbox"/>	<input type="checkbox"/>	<input checked="" type="checkbox"/>	448	0	0	0	0	0	0	448
542 154230C	SR 542/Bruce Creek - Culvert Replacement and Realign	<input type="checkbox"/>	<input type="checkbox"/>	<input checked="" type="checkbox"/>	0	162	291	0	0	0	0	453
548 154835S	SR 548/Terrell Creek - Major Drainage	<input type="checkbox"/>	<input type="checkbox"/>	<input checked="" type="checkbox"/>	914	45	0	0	0	0	0	1,733
998 099902D	Other Facilities Project Reserve - Major Drainage/Elect	<input type="checkbox"/>	<input type="checkbox"/>	<input checked="" type="checkbox"/>	202	0	0	0	0	0	0	645
998 099906Q	Set Aside for Local funds - Preservation	<input type="checkbox"/>	<input type="checkbox"/>	<input checked="" type="checkbox"/>	43	10	0	0	0	0	0	2,281
998 099907Q	Set Aside for Federal Discretionary Funds - Preservatio	<input type="checkbox"/>	<input type="checkbox"/>	<input checked="" type="checkbox"/>	0	0	0	0	32,000	35,100	68,600	135,700
					4,000	4,000	4,000	4,000	4,000	4,000	12,000	36,000
					10,000	10,000	10,000	10,000	10,000	10,000	30,000	90,000
Preservation - Major Electrical												
000 0BP3003	Major Electrical Preservation	<input type="checkbox"/>	<input type="checkbox"/>	<input checked="" type="checkbox"/>	12,620	18,782	14,789	20,933	0	0	0	75,541
016 301622E	SR 16/Tacoma Narrows Bridge Phase 1 - Electrical	<input type="checkbox"/>	<input type="checkbox"/>	<input checked="" type="checkbox"/>	6,129	18,782	14,789	20,933	0	0	0	60,633
090 109010W	I-90/Seattle to Mercer Island - Traffic Monitoring	<input type="checkbox"/>	<input type="checkbox"/>	<input checked="" type="checkbox"/>	3,369	0	0	0	0	0	0	3,897
090 109067S	I-90/Mt Baker Tunnel & Mercer Island Lid - PLC Repl	<input type="checkbox"/>	<input type="checkbox"/>	<input checked="" type="checkbox"/>	628	0	0	0	0	0	0	3,709
099 109923A	SR 99/14th St Interchange - Illumination Rebuild	<input type="checkbox"/>	<input type="checkbox"/>	<input checked="" type="checkbox"/>	1,825	0	0	0	0	0	0	1,902
526 152602A	SR 526/Paine Field Blvd - Signal Rebuild	<input type="checkbox"/>	<input type="checkbox"/>	<input checked="" type="checkbox"/>	657	0	0	0	0	0	0	1,682
526 152603S	SR 526/Airport Rd to Seaway Blvd - Signal and Illumin	<input type="checkbox"/>	<input type="checkbox"/>	<input checked="" type="checkbox"/>	6	0	0	0	0	0	0	806
					6	0	0	0	0	0	0	2,912
Preservation - Program Support Activities												
999 095901W	Set Aside for Preservation Program Support Activities	<input type="checkbox"/>	<input type="checkbox"/>	<input checked="" type="checkbox"/>	52,244	45,615	48,508	48,508	48,615	48,615	99,015	391,120
Preservation - Rest Areas												
					4,042	3,995	1,897	1,767	1,478	1,528	7,797	23,669

2011-13 Biennium Transportation Budget Project List
LEAP Transportation Document 2011-2 ALL PROJECTS as Developed April 19, 2001
Highway Preservation Program (P)

(Dollars in Thousands)

- Fund Source -

Route Bin	Project	TPA	Nickel	Other	Prior	2011-13	2013-15	2015-17	2017-19	2019-21	2021 +	Total
000	08P3005 Rest Areas Preservation			<input checked="" type="checkbox"/>	668	1,779	975	477	221	307	4,370	8,797
005	1-5/Smockey Point NB/SB Safety Rest Area - RV Sewag	<input type="checkbox"/>	<input type="checkbox"/>	<input checked="" type="checkbox"/>	0	500	0	0	0	0	0	502
024	SR 24/Vermita Safety Rest Area - Replace Building	<input type="checkbox"/>	<input type="checkbox"/>	<input checked="" type="checkbox"/>	1,238	0	0	0	0	0	0	1,285
082	1-82/Selah Creek North (EB) Safety Rest Area - Replace	<input type="checkbox"/>	<input type="checkbox"/>	<input checked="" type="checkbox"/>	863	714	0	0	0	0	0	1,577
906	SR 906/Travelers Rest - Building Renovation	<input type="checkbox"/>	<input type="checkbox"/>	<input checked="" type="checkbox"/>	0	300	0	0	0	0	0	300
998	Statewide Safety Rest Area Minor Projects and Emerge	<input type="checkbox"/>	<input type="checkbox"/>	<input checked="" type="checkbox"/>	351	350	350	350	350	350	1,050	4,024
999	099915E Safety Rest Areas with Sanitary Disposal - Preservation	<input type="checkbox"/>	<input type="checkbox"/>	<input checked="" type="checkbox"/>	922	352	572	940	907	871	2,377	7,184
Preservation - Unstable Slopes					25,721	25,871	10,983	24,300	25,500	26,800	56,200	206,106
000	08P3002 Unstable Slopes Preservation	<input type="checkbox"/>	<input type="checkbox"/>	<input checked="" type="checkbox"/>	13,637	8,576	5,381	24,300	0	0	0	56,926
002	100254C US 2/Sunset Fall Slide - Slope Stabilization	<input type="checkbox"/>	<input type="checkbox"/>	<input checked="" type="checkbox"/>	68	4	0	0	0	0	0	1,889
002	200200V US 2/Stevens Pass West - Unstable Slopes	<input type="checkbox"/>	<input type="checkbox"/>	<input checked="" type="checkbox"/>	284	4,024	5,599	0	0	0	0	9,979
002	200201N US 2/W of Leavenworth - Unstable Slopes	<input type="checkbox"/>	<input type="checkbox"/>	<input checked="" type="checkbox"/>	887	2,402	0	0	0	0	0	3,317
002	200201O US 2/E of Orondo - Unstable Slopes	<input type="checkbox"/>	<input type="checkbox"/>	<input checked="" type="checkbox"/>	298	0	0	0	0	0	0	1,447
012	401206B US 12/Rimrock Tunnel Vicinity - Stabilize Slope	<input type="checkbox"/>	<input type="checkbox"/>	<input checked="" type="checkbox"/>	115	1,312	0	0	0	0	0	1,430
012	401206E US 12/Rimrock Lake Vicinity - Stabilize Slope	<input type="checkbox"/>	<input type="checkbox"/>	<input checked="" type="checkbox"/>	94	1,641	0	0	0	0	0	1,738
012	401207A US 12/West Side White Pass - Stabilize Slope	<input type="checkbox"/>	<input type="checkbox"/>	<input checked="" type="checkbox"/>	123	0	0	0	0	0	0	368
012	401207D US 12/3 Miles East of SR 123 - Stabilize Slope	<input type="checkbox"/>	<input type="checkbox"/>	<input checked="" type="checkbox"/>	313	0	0	0	0	0	0	1,246
012	401207F US 12/4.4 Miles East of SR 123 - Stabilize Slope	<input type="checkbox"/>	<input type="checkbox"/>	<input checked="" type="checkbox"/>	182	3,004	0	0	0	0	0	3,190
012	401207G US 12/4.5 Miles East of SR 123 - Stabilize Slope	<input type="checkbox"/>	<input type="checkbox"/>	<input checked="" type="checkbox"/>	163	650	0	0	0	0	0	817
014	401401C SR 14/ 1.5 Miles East of Bergen Road - Rockfall Mitig	<input type="checkbox"/>	<input type="checkbox"/>	<input checked="" type="checkbox"/>	2,505	0	0	0	0	0	0	2,848
014	401401E SR 14/West of White Salmon - Rockfall Stabilization	<input type="checkbox"/>	<input type="checkbox"/>	<input checked="" type="checkbox"/>	980	0	0	0	0	0	0	1,135
020	602030M SR 20/Republic West City Limits - Slope Erosion	<input type="checkbox"/>	<input type="checkbox"/>	<input checked="" type="checkbox"/>	35	0	0	0	0	0	0	229
097	209700K US 97/8 Miles S of US 2 Intersection - Unstable Slope	<input type="checkbox"/>	<input type="checkbox"/>	<input checked="" type="checkbox"/>	100	0	0	0	0	0	0	176
097	209701Z US 97/North of Blewett Pass - Unstable Slopes	<input type="checkbox"/>	<input type="checkbox"/>	<input checked="" type="checkbox"/>	514	0	0	0	0	0	0	605
097	209790C US 97A/N of Wenatchee - Unstable Slope	<input type="checkbox"/>	<input type="checkbox"/>	<input checked="" type="checkbox"/>	4,895	0	0	0	0	0	0	5,221
097	209790E US 97A/0.5 Mile So of Rocky Reach Dam - Unstable S	<input type="checkbox"/>	<input type="checkbox"/>	<input checked="" type="checkbox"/>	229	4,250	0	0	0	0	0	4,479
101	310126C US 101/Hoodspout Vicinity - Stabilize Slope	<input checked="" type="checkbox"/>	<input type="checkbox"/>	<input checked="" type="checkbox"/>	299	8	3	0	0	0	0	566
998	099902U Other Facilities Project Reserve - Unstable Slopes	<input type="checkbox"/>	<input type="checkbox"/>	<input checked="" type="checkbox"/>	0	0	0	0	25,500	26,800	56,200	108,500
Preservation - Weigh Stations					9,317	2,664	1,104	5,800	6,100	6,400	13,400	45,816
000	08P3006 Weigh Stations Preservation	<input type="checkbox"/>	<input type="checkbox"/>	<input checked="" type="checkbox"/>	1	1,101	1,104	5,800	0	0	0	8,058
090	609030B I-90/Spokane Port of Entry - Weigh Station Relocation	<input type="checkbox"/>	<input type="checkbox"/>	<input checked="" type="checkbox"/>	9,316	1,563	0	0	0	0	0	11,858
998	099902W Other Facilities Project Reserve - Weigh Stations	<input type="checkbox"/>	<input type="checkbox"/>	<input checked="" type="checkbox"/>	0	0	0	0	6,100	6,400	13,400	25,900
Road Preservation - Asphalt					165,557	161,627	111,223	132,105	176,944	165,597	442,742	1,422,264
000	08P1002 Asphalt Roadways Preservation	<input type="checkbox"/>	<input type="checkbox"/>	<input checked="" type="checkbox"/>	76,706	101,414	101,662	127,632	0	0	0	417,680
002	200201I US 2/West of Wenatchee - Paving	<input type="checkbox"/>	<input type="checkbox"/>	<input checked="" type="checkbox"/>	82	2,268	0	0	0	0	0	2,350
002	200208A US 2/West of Leavenworth - Paving	<input type="checkbox"/>	<input type="checkbox"/>	<input checked="" type="checkbox"/>	211	0	0	0	0	0	0	1,855
002	200231D US 2/97 Lincoln Rock State Park to Orondo - Paving	<input type="checkbox"/>	<input type="checkbox"/>	<input checked="" type="checkbox"/>	3,336	0	0	0	0	0	0	2,715
002	600228M US 2/Euclid Ave to Francis Ave - Paving	<input type="checkbox"/>	<input type="checkbox"/>	<input checked="" type="checkbox"/>	3,165	32	0	0	0	0	0	3,354
004	400406A SR 4/Skamokawa to Coal Creek Rd - Paving	<input type="checkbox"/>	<input type="checkbox"/>	<input checked="" type="checkbox"/>	6,187	0	0	0	0	0	0	6,560
005	100505P I-5/S 272nd St to Southcenter Parkway - Ramp Paving	<input type="checkbox"/>	<input type="checkbox"/>	<input checked="" type="checkbox"/>	2,684	0	0	0	0	0	0	3,043
005	100535N I-5/S 272nd Ave W to SR 526 - NB Paving	<input type="checkbox"/>	<input type="checkbox"/>	<input checked="" type="checkbox"/>	5,739	59	0	0	0	0	0	6,811
005	100540A I-5 Northbound/Snohomish River to Ebey Slough - Pav	<input type="checkbox"/>	<input type="checkbox"/>	<input checked="" type="checkbox"/>	1,808	0	0	0	0	0	0	2,376
005	100540Z I-5 Southbound/Snohomish River to Ebey Slough Pavin	<input type="checkbox"/>	<input type="checkbox"/>	<input checked="" type="checkbox"/>	576	2,089	0	0	0	0	0	2,764
005	100553U I-5/Arlington City Limit Vic to Stillaguamish River - Pt	<input type="checkbox"/>	<input type="checkbox"/>	<input checked="" type="checkbox"/>	774	2	2	0	0	0	0	3,239
005	300520B I-5/SR 121 to N of Tumwater Blvd - Paving	<input type="checkbox"/>	<input type="checkbox"/>	<input checked="" type="checkbox"/>	331	2,828	0	0	0	0	0	3,175

2011-13 Biennium Transportation Budget Project List
LEAP Transportation Document 2011-2 ALL PROJECTS as Developed April 19, 2001
Highway Preservation Program (P)

(Dollars in Thousands)

- Fund Source -

Route Bin	Project	TPA	Nickel	Other	Prior	2011-13	2013-15	2015-17	2017-19	2019-21	2021 +	Total
005	300577D			<input checked="" type="checkbox"/>	5,565	0	0	0	0	0	0	6,036
005	400506C			<input checked="" type="checkbox"/>	2	0	0	0	0	0	0	8,556
005	400507B			<input checked="" type="checkbox"/>	334	5,142	0	0	0	0	0	5,488
005	400507C			<input checked="" type="checkbox"/>	4,846	0	0	0	0	0	0	5,022
005	400508A			<input checked="" type="checkbox"/>	3,221	0	0	0	0	0	0	3,758
007	400709A			<input checked="" type="checkbox"/>	187	3,154	0	0	0	0	0	3,341
009	100949P			<input checked="" type="checkbox"/>	351	0	0	0	0	0	0	395
012	501212M			<input checked="" type="checkbox"/>	2,141	0	0	0	0	0	0	2,239
012	501213F			<input checked="" type="checkbox"/>	1,652	0	0	0	0	0	0	1,884
012	501213G			<input checked="" type="checkbox"/>	978	0	0	0	0	0	0	978
018	101800D			<input checked="" type="checkbox"/>	0	537	785	0	0	0	0	1,322
020	102020P			<input checked="" type="checkbox"/>	475	2,279	1,598	0	0	0	0	4,352
020	102068B			<input checked="" type="checkbox"/>	605	3,457	0	0	0	0	0	4,172
020	202002B			<input checked="" type="checkbox"/>	231	356	0	0	0	0	0	587
020	602029H			<input checked="" type="checkbox"/>	1,431	2,721	0	0	0	0	0	4,152
021	602117A			<input checked="" type="checkbox"/>	243	0	0	0	0	0	0	323
021	602118D			<input checked="" type="checkbox"/>	203	1,967	0	0	0	0	0	2,170
022	502203H			<input checked="" type="checkbox"/>	0	650	2,484	0	0	0	0	3,134
024	502403J			<input checked="" type="checkbox"/>	592	0	0	0	0	0	0	672
028	202800A			<input checked="" type="checkbox"/>	235	2,018	0	0	0	0	0	2,253
028	202801H			<input checked="" type="checkbox"/>	97	1,191	0	0	0	0	0	2,505
028	202803D			<input checked="" type="checkbox"/>	3,210	349	0	0	0	0	0	3,739
082	508207F			<input checked="" type="checkbox"/>	1,380	0	0	0	0	0	0	2,721
082	508207G			<input checked="" type="checkbox"/>	0	0	744	0	0	0	0	794
082	508207T			<input checked="" type="checkbox"/>	0	0	483	0	0	0	0	518
090	109047P			<input checked="" type="checkbox"/>	104	2,834	0	0	0	0	0	2,938
090	609027O			<input checked="" type="checkbox"/>	1,552	0	0	0	0	0	0	1,818
090	609041G			<input checked="" type="checkbox"/>	4,109	0	0	0	0	0	0	6,187
097	209701Y			<input checked="" type="checkbox"/>	426	3,157	0	0	0	0	0	3,583
097	209709A			<input checked="" type="checkbox"/>	0	0	218	4,473	0	0	0	4,691
097	509702N			<input checked="" type="checkbox"/>	42	1,615	0	0	0	0	0	1,657
099	309908A			<input checked="" type="checkbox"/>	128	1,400	0	0	0	0	0	1,795
100	410007A			<input checked="" type="checkbox"/>	174	1,204	0	0	0	0	0	1,378
101	310143C			<input checked="" type="checkbox"/>	18	1,128	0	0	0	0	0	1,178
101	310143D			<input checked="" type="checkbox"/>	1	0	0	0	0	0	0	2,417
101	310143E			<input checked="" type="checkbox"/>	1	0	0	0	0	0	0	2,570
101	310155F			<input checked="" type="checkbox"/>	604	4,155	0	0	0	0	0	787
101	310167D			<input checked="" type="checkbox"/>	1,972	0	0	0	0	0	0	4,759
101	410105A			<input checked="" type="checkbox"/>	3,510	0	0	0	0	0	0	2,546
103	410303A			<input checked="" type="checkbox"/>	442	0	0	0	0	0	0	3,924
109	310912A			<input checked="" type="checkbox"/>	927	0	0	0	0	0	0	2,805
109	310920A			<input checked="" type="checkbox"/>	195	0	0	0	0	0	0	1,295
142	414205A			<input checked="" type="checkbox"/>	122	942	0	0	0	0	0	1,201
167	116718P			<input checked="" type="checkbox"/>	225	913	0	0	0	0	0	1,064
169	116913P			<input checked="" type="checkbox"/>	599	0	0	0	0	0	0	1,170
171	217101F			<input checked="" type="checkbox"/>	1,980	229	0	0	0	0	0	1,606
202	120201F			<input checked="" type="checkbox"/>	369	1,169	0	0	0	0	0	2,335
202	120290A			<input checked="" type="checkbox"/>	0	521	0	0	0	0	0	2,869
224	522402B			<input checked="" type="checkbox"/>	417	1,068	2,545	0	0	0	0	3,066
281	228101G			<input checked="" type="checkbox"/>	175	0	0	0	0	0	0	1,552
												357

2011-13 Biennium Transportation Budget Project List
LEAP Transportation Document 2011-2 ALL PROJECTS as Developed April 19, 2001
Highway Preservation Program (P)

- Fund Source - (Dollars in Thousands)

Route Bin	Project	TPA	Nickel	Other	Prior	2011-13	2013-15	2015-17	2017-19	2019-21	2021 +	Total
290	SR 290/Division St to Riverpoint Blvd - Paving			<input checked="" type="checkbox"/>	255	0	0	0	0	0	0	264
395	US 395/Spokane City Limits to Stevens Co Line - HM/			<input checked="" type="checkbox"/>	5,485	0	0	0	0	0	0	5,543
410	SR 410/Twin Creek to Mather Memorial Park Pull-Out			<input checked="" type="checkbox"/>	428	2,895	0	0	0	0	0	3,323
509	SR 509/S 192nd St. Vic. to SW 185th St. Vic. Paving			<input checked="" type="checkbox"/>	106	0	0	0	0	0	0	288
509	SR 509/S Normandy Rd Vic to S Normandy Rd Wye C			<input checked="" type="checkbox"/>	276	1,007	702	0	0	0	0	2,079
515	SR 515/SR 516 to SE 232nd St Vic - Paving			<input checked="" type="checkbox"/>	1,019	2,046	0	0	0	0	0	3,158
516	SR 516/160th Avenue SE to Covington City Limits - P			<input checked="" type="checkbox"/>	1,485	15	0	0	0	0	0	1,678
520	SR 520/I-405 to W Lake Sammamish Parkway Intercha			<input checked="" type="checkbox"/>	2,088	0	0	0	0	0	0	8,399
522	SR 522/NE 147th St to Swamp Cr Br - Paving			<input checked="" type="checkbox"/>	580	0	0	0	0	0	0	3,214
522	SR 522/City Street to Hall Road - Paving			<input checked="" type="checkbox"/>	421	0	0	0	0	0	0	508
522	SR 522/Hall Rd Vicinity to Kaysner Way - Paving			<input checked="" type="checkbox"/>	220	1,097	0	0	0	0	0	1,317
525	SR 525/I-5 to Ash Way Br - Paving			<input checked="" type="checkbox"/>	373	6	0	0	0	0	0	511
526	SR 526/40th Ave W Vicinity to Casino Road - Paving			<input checked="" type="checkbox"/>	11	0	0	0	0	0	0	7,133
529	SR 529/BN Railroad Br to North Access Road - Paving			<input checked="" type="checkbox"/>	331	808	0	0	0	0	0	1,293
536	SR 536/SR 20 to Skagit River - Paving			<input checked="" type="checkbox"/>	1,330	0	0	0	0	0	0	2,071
538	SR 538/I-5 to Laventure Road - Paving			<input checked="" type="checkbox"/>	217	0	0	0	0	0	0	1,845
542	SR 542/Britton Rd to Cedarville Rd - Paving			<input checked="" type="checkbox"/>	1,643	0	0	0	0	0	0	1,912
542	SR 542/Cedarville Rd to Coal Cr Br Vic - Paving			<input checked="" type="checkbox"/>	2,451	0	0	0	0	0	0	2,704
900	SR 900/Bronson Way N to Sunset Blvd N - Paving			<input checked="" type="checkbox"/>	167	905	0	0	0	0	0	1,160
998	Project Reserve - Preservation of Black Pavement			<input checked="" type="checkbox"/>	0	0	0	0	176,944	165,597	442,742	785,283
Road Preservation - Chip Seal												
000	0BP1001 Chip Seal Roadways Preservation			<input checked="" type="checkbox"/>	33,973	83,869	37,485	48,303	0	0	0	235,054
000	600023H Eastern Region Chip Seal 2010 - Design Only			<input checked="" type="checkbox"/>	177	0	36,083	48,303	0	0	0	200,691
006	SR 6/Pe Ell to I-5 - Paving with Chip Seal			<input checked="" type="checkbox"/>	2,842	0	0	0	0	0	0	198
019	SR 19/Oak Bay Rd to Embody Rd - Chip Seal			<input checked="" type="checkbox"/>	155	0	0	0	0	0	0	2,872
019	SR 19/N of Embody Rd to N of Egg and I Rd - Chip Se			<input checked="" type="checkbox"/>	287	0	0	0	0	0	0	359
019	SR 19/N of Egg and I Rd to West Valley Rd - Chip Sea			<input checked="" type="checkbox"/>	245	0	0	0	0	0	0	538
020	SR 20/Winthrop Westward - 2009 Chip Seal			<input checked="" type="checkbox"/>	53	0	0	0	0	0	0	435
020	SR 20/Okanogan Southward - 2009 Chip Seal			<input checked="" type="checkbox"/>	22	0	0	0	0	0	0	866
020	SR 20/5 Miles E of Tonasket - 2009 Chip Seal			<input checked="" type="checkbox"/>	39	0	0	0	0	0	0	345
020	2007-09 Eastern Region Chip Seal - Safety Restoration			<input checked="" type="checkbox"/>	1,129	0	0	0	0	0	0	563
021	SR 21/Jct US 395 to Jet I-90 - 2009 Chip Seal			<input checked="" type="checkbox"/>	453	0	0	0	0	0	0	2,023
021	SR 21/Jct SR 174 to Keller Ferry - 2009 Chip Seal			<input checked="" type="checkbox"/>	461	0	0	0	0	0	0	546
021	SR 21/Jct SR 20 to Canada - 2009 Chip Seal			<input checked="" type="checkbox"/>	957	0	0	0	0	0	0	1,110
026	SR 266/Washtucna to LaCrosse Airport Rd - 2009 Chip ;			<input checked="" type="checkbox"/>	865	0	0	0	0	0	0	994
101	US 101/S of W Fork Hoquiam River Br to N of Boulde;			<input checked="" type="checkbox"/>	2,782	0	0	0	0	0	0	6,331
101	US 101/Vic Olympic National Park Rd to Vic Lost Cre			<input checked="" type="checkbox"/>	1,412	0	0	0	0	0	0	1,537
102	SR 102/Washington State Corrections Center to US 101			<input checked="" type="checkbox"/>	273	0	0	0	0	0	0	588
106	SR 106/Union to Twanoh State Park - Chip Seal			<input checked="" type="checkbox"/>	656	0	0	0	0	0	0	913
109	SR 109/Conner Creek Bridge to North of Chabot Road			<input checked="" type="checkbox"/>	0	0	0	0	0	0	0	380
109	SR 109/S of Moclips - Olympic Hwy to Quinault River			<input checked="" type="checkbox"/>	0	0	0	0	0	0	0	1,125
112	SR 112/Falls Creek Bridge to SR 113 and Burnt Mount;			<input checked="" type="checkbox"/>	695	0	342	0	0	0	0	766
116	SR 116/Naval Undersea Engineering Station to Flagler			<input checked="" type="checkbox"/>	473	0	1,060	0	0	0	0	686
122	SR 122/US 12 to Mossyrock - Chip Seal			<input checked="" type="checkbox"/>	183	904	0	0	0	0	0	1,091
129	SR 129/Oregon State Line to 1.2 Miles S of Cemetery F			<input checked="" type="checkbox"/>	0	2,374	0	0	0	0	0	2,374
153	SR 153/Methow Northward - 2009 Chip Seal			<input checked="" type="checkbox"/>	71	0	0	0	0	0	0	1,180
155	SR 155/Coulee Dam Westward - 2009 Chip Seal			<input checked="" type="checkbox"/>	248	0	0	0	0	0	0	2,434
174	SR 174/Grant Co Line to Jct SR 21 - 2009 Chip Seal			<input checked="" type="checkbox"/>	590	0	0	0	0	0	0	669
260	SR 260/Kahlotus to Washtucna - 2009 Chip Seal			<input checked="" type="checkbox"/>	527	0	0	0	0	0	0	634

2011-13 Biennium Transportation Budget Project List
LEAP Transportation Document 2011-2 ALL PROJECTS as Developed April 19, 2001
Highway Preservation Program (P)

		(Dollars in Thousands)											
		- Fund Source -											
Route Bin	Project	TPA	Nickel	Other	Prior	2011-13	2013-15	2015-17	2017-19	2019-21	2021 +	Total	
263	SR 263/Snake River to Kahlotus - 2009 Chip Seal			☑	269	0	0	0	0	0	0	311	
395	US 395/Boydys to Canada - 2009 Chip Seal			☑	779	0	0	0	0	0	0	1,692	
Road Preservation - Concrete/Dowel Bar Retrofit					102,584	56,724	40,969	110,928	104,534	89,879	91,602	622,967	
000	Concrete Roadways Preservation			☑	86,223	52,792	32,744	69,357	41,357	0	0	284,512	
005	I-5/SR 532 to Hill Ditch Bridge - Concrete Pavement R			☑	3,435	274	0	0	0	0	0	6,966	
005	I-5/Bakerview Rd to Nooksack Rd Br - Concrete Paven			☑	198	589	0	0	0	0	0	4,087	
005	I-5/North Kelso to Castle Rock - Concrete Pavement R			☑	4,018	0	0	0	0	0	0	4,553	
005	Concrete Rehabilitation Program (Nickel)			☑	6,148	0	5,681	2,001	21,300	65,200	25,802	139,700	
090	I-90/Concrete Rehabilitation (Nickel)			☑	0	2,901	602	39,570	9,177	0	0	52,250	
090	I-90/Spokane Viaduct to Sprague Ave I/C - PCCC Reha			☑	2,562	0	0	0	0	0	0	5,610	
099	SR 99/Spokane St Br to Alaskan Way Viaduct - Concrete			☑	0	168	1,942	0	0	0	0	2,110	
998	Project Reserve - Concrete Pavement Preservation			☑	0	0	0	0	32,700	24,679	65,800	123,179	
Road Preservation - Safety Features					4,284	6,330	0	5,052	0	0	0	16,172	
000	Safety Features Preservation			☑	2,851	5,667	0	5,052	0	0	0	13,894	
000	NC Region Sign Update 2007 - 2009			☑	503	0	0	0	0	0	0	588	
000	NC Region Guardrail Update - Year 2010			☑	624	0	0	0	0	0	0	662	
005	I-5/SR 530 to Samish Hwy - MMA Striping			☑	306	663	0	0	0	0	0	1,028	
Bridge Preservation - Repair					57,820	90,244	128,944	90,237	69,988	54,583	206,028	735,172	
000	Bridge Repair Preservation			☑	23,934	68,445	77,382	37,886	248	0	0	209,186	
002	US 2/43rd Ave SE Vic to 50th Ave SE Vic - Bridge Rel			☑	2,144	6,320	0	0	0	0	0	8,565	
005	I-5/I-405 Overcrossing, Vic South Center - Br Deck Ov			☑	0	0	0	469	1,616	0	0	2,085	
005	I-5/Spokane Street Interchange Vicinity - Special Brdg			☑	106	4,283	89	0	0	0	0	4,525	
005	I-5/Vic Lakeway Drive - Replace Sign Br			☑	90	183	0	0	0	0	0	273	
005	I-5/Nooksack River Bridges - Painting			☑	0	168	4,186	0	0	0	0	4,368	
005	I-5/Nisqually River Bridge - Special Repair			☑	131	0	0	0	0	0	0	1,007	
005	I-5/Clover Creek Bridge - Bridge Deck			☑	533	583	0	0	0	0	0	1,116	
005	I-5/Capital Blvd Bridge - Bridge Painting			☑	418	0	0	0	0	0	0	686	
005	I-5/North Fork Lewis River Bridge Southbound - Expar			☑	453	0	0	0	0	0	0	601	
009	SR 9/Snohomish River Bridge - Painting			☑	379	0	1,949	521	0	0	0	2,470	
012	US 12/Black River Bridge - Bridge Painting			☑	0	0	0	0	0	0	0	503	
018	I01812M SR 18/Green River (Neely) Bridge - Painting			☑	0	0	1,558	0	0	0	0	1,558	
018	I01818S SR 18/Holder Creek Bridge - Bridge Deck Overlay			☑	0	0	0	179	1,018	0	0	1,197	
026	602609G SR 26/Palouse River Br - Deck Repair			☑	10	0	0	0	0	0	0	766	
031	603102A SR 31/Slate Ctk Br - Deck Rehab			☑	0	0	0	512	0	0	0	563	
090	I-90/Homer M. Hadley Bridge - Special Bridge Repair			☑	3,060	0	0	0	0	0	0	8,211	
090	I-90/Mercer Slough Bridge - Deck Overlay			☑	0	0	0	0	0	0	0	7,657	
090	I-90/Medical Lake Rd Br - Bridge Deck Repair			☑	9	0	0	1,490	6,167	0	0	578	
097	209703L US 97/South of Tonasket - Bridge Deck Repair			☑	523	0	0	0	0	0	0	823	
097	409703G US 97/Biggs Rapids Bridge - Deck Replacement			☑	279	0	0	0	0	0	0	15,495	
099	109947B SR 99/George Washington Bridge - Painting			☑	0	301	29,026	34,786	0	0	0	64,235	
101	310117F US 101/Riverside Bridge - Mechanical			☑	0	0	1,868	7,241	0	0	0	9,109	
101	410108P US 101/Astoria-Megler Bridge- North End Painter			☑	7,823	1,291	0	0	0	0	0	9,192	
101	410110P Astoria-Megler Bridge - South End Painter			☑	132	8,670	11,092	0	0	0	0	19,894	
107	310710C SR 107/Chehalis River - Bridge Deck Repair			☑	0	0	1,627	6,044	0	0	0	7,671	
153	215301E SR 153/Methow River Bridge - Deck Rehabilitation			☑	0	0	167	1,109	0	0	0	1,276	

2011-13 Biennium Transportation Budget Project List
LEAP Transportation Document 2011-2 ALL PROJECTS as Developed April 19, 2001
Highway Preservation Program (P)

- Fund Source - (Dollars in Thousands)

Route Bin	Project	TPA	Nickel	Other	Prior	2011-13	2013-15	2015-17	2017-19	2019-21	2021 +	Total
205	420507B I-205/Glenn Jackson Bridge - Expansion Joint Replacer			☑	2,969	0	0	0	0	0	0	3,043
433	443399A SR 433/Lewis and Clark Bridge - Painting			☑	5,738	0	0	0	0	0	0	16,763
509	509066B SR 509/F B Hoyt Bridge - Bridge Painting			☑	1,277	0	0	0	0	0	0	1,369
509	150907D SR 509/Joels Creek Bridge - Bridge Painting			☑	580	0	0	0	0	0	0	666
509	350904F SR 509/City Waterway Bridge - Turnback Agreement			☑	6,647	0	0	0	0	0	0	6,884
526	152603T SR 526/Sign Structure Replacement			☑	10	0	0	0	0	0	0	578
542	154230S SR 542/North Fork Nooksack River Bridge - Painting			☑	575	0	0	0	0	0	0	709
998	099902P Structures Project Reserve - Bridge Preservation			☑	0	0	0	0	60,939	54,583	206,028	321,550
Bridge Preservation - Replacement					103,494	148,641	70,446	28,486	106,109	79,713	94,282	684,782
000	0BP2001 Bridge Replacement Preservation			☑	398	6,842	2,814	11,634	30,362	9,688	0	61,771
002	200200I US 2/E of Stevens Pass - Misc Sign Structure			☑	38	0	0	0	0	0	0	181
002	200201K US 2/Wenatchee River Bridge - Replace Bridge	☑		☑	1,681	5,620	0	0	0	0	0	7,963
002	200201L US 2/Chiwaukum Creek - Replace Bridge	☑		☑	864	4,116	15	0	0	0	0	5,543
004	400411A SR 4/Abernathy Creek Br - Replace Bridge	☑		☑	0	0	0	0	0	0	15,000	15,000
005	000061M I-5/Downtown Seattle Sign Bridges			☑	0	727	973	0	0	0	0	1,762
006	400612A SR 6/Rock Creek Br E - Replace Bridge	☑		☑	252	1,508	6,829	0	0	0	0	8,592
006	400612B SR 6/Rock Creek Br W - Replace Bridge	☑		☑	243	1,309	5,292	0	0	0	0	6,849
006	400694A SR 6/Willapa River Br - Replace Bridge	☑		☑	285	1,174	6,833	1,009	0	0	0	9,641
006	400694B SR 6/S Fork Chehalis River Bridge - Replace Bridge	☑		☑	2,808	0	0	0	0	0	0	10,999
009	100934R SR 9/Pilchuck Creek - Replace Bridge	☑		☑	2,213	15,139	2,039	43	0	0	0	19,472
009	L2000018 SR 9/Shnohmish River Bridge - EIS			☑	1,214	287	0	0	0	0	0	1,501
012	501211N US 12/Tieton River W Crossing - Replace Bridge	☑		☑	5,267	25	0	0	0	0	0	6,393
012	501211P US 12/Tieton River E Crossing - Replace Bridge	☑		☑	4,415	0	0	0	0	0	0	5,571
020	102061W SR 20/Gulch Creek - Replace Bridge			☑	0	0	0	77	9,318	0	0	10,052
021	602110F SR 21/Keller Ferry Boat - Preservation			☑	734	0	0	0	0	0	0	1,411
021	602110J SR 21/Keller Ferry Boat - Replace Boat			☑	0	12,002	0	0	0	0	0	12,002
021	602117C SR 21/Curlew Creek - Culvert Replacement			☑	0	707	0	0	0	0	0	735
027	602704A SR 27/Pine Creek Bridge - Replace Bridge	☑		☑	3,411	14	0	0	0	0	0	3,883
097	509703L US 97/Satus Creek Bridge - Bridge Replacement			☑	2,360	3,808	0	0	0	0	0	6,656
099	109935A SR 99/Spokane St Bridge - Replace Bridge Approach	☑		☑	1,106	12,724	0	0	0	0	0	14,037
101	310133D US 101/Purdy Creek Bridge - Replace Bridge			☑	1,312	587	27	0	0	0	0	13,086
101	310134A US 101/W Fork Hoquiam River Bridge - Replace Bridge	☑		☑	467	0	0	0	0	0	0	3,117
101	310134B US 101/W Fork Hoquiam River Bridge - Replace Bridge	☑		☑	503	0	0	0	0	0	0	2,425
101	410104A US 101/Middle Nemah River Br - Replace Bridge	☑		☑	461	4,852	304	0	0	0	0	5,617
101	410104A US 101/Bone River Bridge - Replace Bridge	☑		☑	638	11,560	437	0	0	0	0	13,297
105	410510A SR 105/Smith Creek Br - Replace Bridge	☑		☑	655	4,287	6,945	131	0	0	0	12,169
105	410510B SR 105/North River Br - Replace Bridge	☑		☑	1,583	11,739	9,619	50	0	0	0	23,163
107	310708A SR 107/Slough Bridges - Replace Bridge			☑	1	0	0	0	18,954	390	0	22,339
162	316219A SR 162/Puyallup River Bridge - Replace Bridge	☑		☑	1,275	5,305	7,351	0	0	0	0	15,007
167	316725A SR 167/Puyallup River Bridge - Bridge Replacement			☑	0	2,847	20,156	7,000	0	0	0	30,003
195	619503K US 195/Spring Flat Creek - Bridge Replacement	☑		☑	0	0	0	0	0	0	4,000	4,000
241	524101U SR 241/Dry Creek Bridge - Replace Bridge	☑		☑	702	0	0	0	0	0	0	745
290	629001D SR 290/Spokane River E Trent Br - Replace Bridge	☑		☑	0	0	0	3,893	4,511	28,150	531	37,085
303	330311A SR 303/Manette Bridge Bremerton Vicinity - Replace E			☑	37,447	19,531	348	0	0	0	0	60,604
508	450807A SR 508/Creek Bridge West - Replacement			☑	0	0	190	1,194	711	0	0	2,130
508	450807B SR 508/Creek Bridge East - Replacement			☑	5	0	189	1,326	831	0	0	2,380
529	152908E SR 529/Ebey Slough Bridge - Replace Bridge	☑		☑	15,878	21,851	49	51	0	0	0	42,307
532	153203D SR 532/General Mark W. Clark Memorial Bridge - Rep	☑		☑	15,222	62	36	18	44	0	0	19,454
542	154229A SR 542/Boulder Creek Bridge - Replace Bridge	☑		☑	56	18	0	0	0	0	0	6,084

2011-13 Biennium Transportation Budget Project List
LEAP Transportation Document 2011-2 ALL PROJECTS as Developed April 19, 2001
Highway Preservation Program (P)

- Fund Source - (Dollars in Thousands)

Route Bin	Project	TPA	Nickel	Other	Prior	2011-13	2013-15	2015-17	2017-19	2019-21	2021 +	Total
548	SR 548/Dakota Creek Br - Replace Bridge	<input type="checkbox"/>	<input type="checkbox"/>	<input checked="" type="checkbox"/>	0	0	0	2,060	8,994	6,369	0	17,505
998	Structures Project Reserve - Bridge Replacement	<input type="checkbox"/>	<input type="checkbox"/>	<input checked="" type="checkbox"/>	0	0	0	0	32,384	35,116	74,751	142,251
Bridge Preservation - Scour												
					5,801	5,873	452	2,347	1,504	0	0	17,940
000	OBP2003 Bridge Scour Prevention Preservation	<input type="checkbox"/>	<input type="checkbox"/>	<input checked="" type="checkbox"/>	5,469	5,863	17	758	1,346	0	0	13,453
000	500061E SCR Region Wide Bridge - Scour Prevention	<input type="checkbox"/>	<input type="checkbox"/>	<input checked="" type="checkbox"/>	45	0	0	0	0	0	0	51
008	300812A SR 8/Middle Fork Wildcat Creek Culvert Bridge - Scour	<input type="checkbox"/>	<input type="checkbox"/>	<input checked="" type="checkbox"/>	6	0	0	0	0	0	0	582
009	100934S SR 9/Pitchuck Creek Bridge - Bridge Scour	<input type="checkbox"/>	<input type="checkbox"/>	<input checked="" type="checkbox"/>	2	0	0	0	0	0	0	355
009	100935S SR 9/Thunder Creek Bridge - Bridge Scour	<input type="checkbox"/>	<input type="checkbox"/>	<input checked="" type="checkbox"/>	13	6	0	0	0	0	0	457
012	301256A US 12/Cloquallum Creek Bridge Vicinity Elma - Bridge	<input type="checkbox"/>	<input type="checkbox"/>	<input checked="" type="checkbox"/>	0	0	0	60	89	0	0	149
012	501211Q US 12/Touquet River Bridge at Touchet	<input type="checkbox"/>	<input type="checkbox"/>	<input checked="" type="checkbox"/>	256	0	0	0	0	0	0	470
020	102050B SR 20/Coal Creek Bridge - Scour	<input type="checkbox"/>	<input type="checkbox"/>	<input checked="" type="checkbox"/>	10	4	0	0	0	0	0	390
097	409705R US 97/Kusshi Creek Bridge - Scour Repair	<input type="checkbox"/>	<input type="checkbox"/>	<input checked="" type="checkbox"/>	0	0	226	0	0	0	0	226
101	310157C US 101/Waketkekeh Creek - Bridge Scour	<input type="checkbox"/>	<input type="checkbox"/>	<input checked="" type="checkbox"/>	0	0	136	170	0	0	0	306
500	450005S SR 500/5th Plain Creek Bridge - Scour	<input type="checkbox"/>	<input type="checkbox"/>	<input checked="" type="checkbox"/>	0	0	0	58	0	0	0	58
508	450805S SR 508/S Fork Newaukum River Bridge - Scour Repair	<input type="checkbox"/>	<input type="checkbox"/>	<input checked="" type="checkbox"/>	0	0	73	490	69	0	0	632
821	582102D SR 821/Lower Wilson Creek - Scour Repair	<input type="checkbox"/>	<input type="checkbox"/>	<input checked="" type="checkbox"/>	0	0	0	811	0	0	0	811
Bridge Preservation - Seismic Retrofit												
					25,357	39,852	40,413	32,054	34,700	40,000	101,000	335,754
000	099955H Seismic Bridges Program - High & Med. Risk (TPA)	<input checked="" type="checkbox"/>	<input type="checkbox"/>	<input checked="" type="checkbox"/>	24,533	25,778	16,425	16,547	0	0	0	99,684
000	0BP2004 Bridge Seismic Retrofit Preservation	<input type="checkbox"/>	<input type="checkbox"/>	<input checked="" type="checkbox"/>	2	10,437	19,450	15,507	0	0	0	48,231
000	400006S Clark/Wahkiakum County - Seismic Strengthening of T	<input type="checkbox"/>	<input type="checkbox"/>	<input checked="" type="checkbox"/>	209	0	0	0	0	0	0	1,157
008	300813A SR 8/Mud Bay Bridges - Seismic Retrofit	<input type="checkbox"/>	<input type="checkbox"/>	<input checked="" type="checkbox"/>	0	1,502	0	0	0	0	0	1,641
009	100923C SR 9/Getchell Road Bridge - Seismic	<input type="checkbox"/>	<input type="checkbox"/>	<input checked="" type="checkbox"/>	0	52	237	0	0	0	0	344
012	301254A US 12/Railroad Bridge - Seismic Retrofit	<input type="checkbox"/>	<input type="checkbox"/>	<input checked="" type="checkbox"/>	0	493	0	0	0	0	0	493
020	102060A SR 20/Concrete Vicinity Bridges - Seismic	<input type="checkbox"/>	<input type="checkbox"/>	<input checked="" type="checkbox"/>	0	159	1,481	0	0	0	0	1,640
090	109051P I-90/Eastgate Vicinity Bridges - Seismic	<input type="checkbox"/>	<input type="checkbox"/>	<input checked="" type="checkbox"/>	511	0	0	0	0	0	0	2,434
101	310122C US 101/Lost Lake Bridge - Seismic Retrofit	<input type="checkbox"/>	<input type="checkbox"/>	<input checked="" type="checkbox"/>	102	292	0	0	0	0	0	468
107	310710B SR 107/Chehalis River Bridge - Seismic Retrofit	<input type="checkbox"/>	<input type="checkbox"/>	<input checked="" type="checkbox"/>	0	924	244	0	0	0	0	1,170
522	152236A SR 522/Snohomish River Bridge - Seismic	<input type="checkbox"/>	<input type="checkbox"/>	<input checked="" type="checkbox"/>	0	215	2,576	0	0	0	0	2,792
998	099902S Structures Project Reserve - Seismic Retrofit	<input type="checkbox"/>	<input type="checkbox"/>	<input checked="" type="checkbox"/>	0	0	0	0	34,700	40,000	101,000	175,700

2011-13 Biennium Transportation Budget Project List
LEAP Transportation Document 2011-2 ALL PROJECTS as Developed April 19, 2001
Traffic Operations Program (Q)

(Dollars in Thousands)

- Fund Source -

Route Bin	Project	TPA	Nickel	Other	Prior	2011-13	2013-15	2015-17	2017-19	2019-21	2021 +	Total
Traffic Operations Program (Q)												
					18,433	12,039	10,000	10,000	10,000	10,000	20,000	104,615
Traffic Ops - CVISN, WIM, & Weigh Stations												
000	000510Q	CVISN-CVISN-Deployment Stations along I-5, I-90, at			1,637	699	0	0	0	0	0	3,204
000	000510Q	CVISN-CVISN-Deployment Stations along I-5, I-90, at			1,637	699	0	0	0	0	0	3,204
Traffic Ops - ITS & Operation Enhancements												
					12,294	9,174	10,000	10,000	10,000	10,000	20,000	84,014
000	000005Q	Reserve for Federal Earmarks and State Match			4,566	3,749	10,000	10,000	10,000	10,000	20,000	68,361
000	000056Q	USA/Canada Trade Corridor System Phase 3			8	0	0	0	0	0	0	134
000	100010Q	SR 18, SR 169, SR 516 & Vic. - Traffic Signal Control			200	0	0	0	0	0	0	200
000	100014Q	Traffic Signal Controller Integration - Multiple Location			125	0	0	0	0	0	0	125
000	200004L	Leavenworth Vicinity Communications Upgrade			66	0	0	0	0	0	0	66
000	200004M	Stage 1 - NCR Basin ITS Communications Upgrade			133	123	0	0	0	0	0	256
000	200004N	Stage 2 - NCR Basin ITS Communications and Traveler			0	85	0	0	0	0	0	85
000	200022Q	Advanced Snowplow Systems			223	0	0	0	0	0	0	837
000	400003Q	134th Street Signal Optimization Plan			20	0	0	0	0	0	0	65
000	400005Q	I-5, Hwy 99/Main Street corridor-Freeway Operations & d			171	0	0	0	0	0	0	177
000	400008Q	Advanced Traveler Information Freeway Improvements			125	175	0	0	0	0	0	300
000	400010Q	Padden/Andersen Traffic Signal Optimization			55	0	0	0	0	0	0	55
000	400013Q	192nd Avenue and Communications Interconnect			20	0	0	0	0	0	0	20
000	400016Q	ITS Network Enhancement			50	0	0	0	0	0	0	50
005	000010Q	Puget Sound In-Vehicle Traffic Map Demonstration prc			257	0	0	0	0	0	0	1,671
005	100503Q	I-5 SB Ramps Meters from Tukwila to Federal Way			0	700	0	0	0	0	0	700
005	100504Q	I-5 NB Ramps Meters at S 272nd St, SR 516 & S 188th			0	735	0	0	0	0	0	735
005	100522Q	I-5/Mercer Street NB and SB Ramp Meter Systems			175	0	0	0	0	0	0	175
005	100553Q	I-5/Marine View Drive Vicinity to SR 531 Vicinity - IT			1,493	878	0	0	0	0	0	2,371
005	100555Q	I-5/North Everett to SR 528 - ITS			828	780	0	0	0	0	0	1,608
005	300505Q	I-5/DuPont to Thorne Lane - Fiber and Cameras			501	801	0	0	0	0	0	1,302
005	400009Q	I-5 Traveler Information, Incident Management and Va			297	0	0	0	0	0	0	297
020	602000Q	SR 20/US 395/SR 26 HAR Sites Upgrade			61	0	0	0	0	0	0	61
090	509013Q	I-90/Snoqualmie Pass Vicinity - Camera Replacement			250	0	0	0	0	0	0	250
090	509017Q	I-90/Kititas Vicinity WB - Install Variable Message Si			2,087	0	0	0	0	0	0	2,168
090	609002Q	I-90/Sullivan Rd East to Vic Idaho State Line - ITS			51	0	0	0	0	0	0	51
182	518241Q	I-182/Road 68 Vicinity - Install Traffic Camera			101	1,148	0	0	0	0	0	1,260
195	619500Q	US 195/Cheney-Spokane Rd to I-90 - Congestion & Sa			300	0	0	0	0	0	0	300
503	450315Q	SR 503 Aerial Fiber Replacement/Enhancement			11	0	0	0	0	0	0	214
525	NWRXXX	SR 525/ Low-cost enhancements - restructuring										
Traffic Ops - Traveler Information												
					4,502	2,166	0	0	0	0	0	17,397
000	000044Q	Amber Alert			14	0	0	0	0	0	0	1,355
000	000057Q	Road and Weather Information System - Expansion			17	0	0	0	0	0	0	632
000	000058Q	Statewide Transportation Emergency Operations Center			9	0	0	0	0	0	0	669
000	100008B	Puget Sound Interagency Video and Data Network			1,173	0	0	0	0	0	0	1,405
000	100012Q	I-5/Integrated Corridor Management Stage 1 - Study			61	0	0	0	0	0	0	197
000	100022Q	Bellingham Regional Operations Center			91	0	0	0	0	0	0	755
000	100031Q	Remote Traffic Operations Center			29	0	0	0	0	0	0	335
000	300032Q	Olympia Arterial Advanced Traffic Management			13	0	0	0	0	0	0	1,074
000	400001Q	ITS Network Enhancement - SW Region			20	0	0	0	0	0	0	164
000	400004Q	Advanced Traveler Information System Phase II Deploy			162	90	0	0	0	0	0	252

2011-13 Biennium Transportation Budget Project List
LEAP Transportation Document 2011-2 ALL PROJECTS as Developed April 19, 2001
Traffic Operations Program (Q)

- Fund Source - (Dollars in Thousands)

Route Bin	Project	TPA	Nickel	Other	Prior	2011-13	2013-15	2015-17	2017-19	2019-21	2021 +	Total
000	400541Q Vancouver Advanced Traffic Management System	<input type="checkbox"/>	<input type="checkbox"/>	<input checked="" type="checkbox"/>	15	0	0	0	0	0	0	433
005	000541Q Seattle Incident & Operations Deployment	<input type="checkbox"/>	<input type="checkbox"/>	<input checked="" type="checkbox"/>	114	0	0	0	0	0	0	874
014	401401Q SR 14/Freeway Operations and Incident Management	<input type="checkbox"/>	<input type="checkbox"/>	<input checked="" type="checkbox"/>	676	0	0	0	0	0	0	697
014	401402Q SR 14/West Infill Freeway Operations and Incident Ma	<input type="checkbox"/>	<input type="checkbox"/>	<input checked="" type="checkbox"/>	636	0	0	0	0	0	0	652
082	508232Q I-82 Yakima Area Traveler Information	<input type="checkbox"/>	<input type="checkbox"/>	<input checked="" type="checkbox"/>	1	0	0	0	0	0	0	327
090	509018Q I-90/Snoqualmie Pass to Vantage - Install VMS and Tr	<input type="checkbox"/>	<input type="checkbox"/>	<input checked="" type="checkbox"/>	0	550	0	0	0	0	0	550
090	509021Q I-90/Kittitas Co. Workzone Safety System	<input type="checkbox"/>	<input type="checkbox"/>	<input checked="" type="checkbox"/>	171	0	0	0	0	0	0	754
090	509043Q I-90/Snoqualmie Pass Variable Speed Limit	<input type="checkbox"/>	<input type="checkbox"/>	<input checked="" type="checkbox"/>	85	0	0	0	0	0	0	629
090	609001Q I-90/Geiger I/C to WSP District Office - ITS	<input type="checkbox"/>	<input type="checkbox"/>	<input checked="" type="checkbox"/>	77	0	0	0	0	0	0	88
090	609003Q I-90/WB Altamont Variable Message Sign Replacemen	<input type="checkbox"/>	<input type="checkbox"/>	<input checked="" type="checkbox"/>	217	0	0	0	0	0	0	217
090	609004Q I-90/Sprague Rest Area Traveler Information	<input type="checkbox"/>	<input type="checkbox"/>	<input checked="" type="checkbox"/>	0	175	0	0	0	0	0	175
090	609031Q Spokane Traffic Operations	<input type="checkbox"/>	<input type="checkbox"/>	<input checked="" type="checkbox"/>	168	0	0	0	0	0	0	832
182	501231Q Tri-Cities Advanced Traffic Management System	<input type="checkbox"/>	<input type="checkbox"/>	<input checked="" type="checkbox"/>	238	0	0	0	0	0	0	835
205	400014Q I-205 Traveler Information, Padden Pkwy to 134th	<input type="checkbox"/>	<input type="checkbox"/>	<input checked="" type="checkbox"/>	0	1,301	0	0	0	0	0	1,301
522	100011Q Puget Sound Traffic Map Extension Program	<input type="checkbox"/>	<input type="checkbox"/>	<input checked="" type="checkbox"/>	465	0	0	0	0	0	0	1,905
543	100056Q SR 543/I-5 to International Bndry.	<input type="checkbox"/>	<input type="checkbox"/>	<input checked="" type="checkbox"/>	50	50	0	0	0	0	0	290

2011-13 Biennium Transportation Budget Project List
LEAP Transportation Document 2011-2 ALL PROJECTS as Developed April 19, 2001
Washington State Ferries Capital Program (W)

- Fund Source -

(Dollars in Thousands)

Route Bin	Project	TPA	Nickel	Other	Prior	2011-13	2013-15	2015-17	2017-19	2019-21	2021 +	Total
Washington State Ferries Capital Program (W)												
		308,227	283,341	344,360	307,888	293,398	248,402	1,246,553	3,347,575			
WSF - Administrative and Systemwide												
000	998901J	WSF/Administrative Support - Allocated to W1			3,109	2,472	2,960	7,735	7,714	6,806	9,066	39,862
000	998951A	WSF/Administrative Support - Allocated to W2			7,518	7,742	8,377	4,033	4,506	5,886	31,600	69,662
000	L1000016	Primavera Project Management System			689	299	311	323	335	348	736	3,041
000	L1000050	Reductions to Planning, PMRS, Scheduling Support, Pu			0	-1,017	0	0	0	0	0	-1,017
000	L2000006	Vessel Project Support			4,497	3,707	3,826	3,721	3,847	3,978	13,310	36,886
000	L2000041	Reservation System			1,818	3,846	0	4,692	2,047	0	0	12,403
000	L2000042	Communications			198	3,321	0	0	0	0	0	3,519
003	L2000007	Terminal Project Support			7,635	6,421	6,239	6,476	6,724	6,985	22,974	63,454
WSF - Emergency Repairs												
000	999910K	Emergency Repair			2,000	2,000	2,257	2,416	2,587	2,770	9,547	36,596
WSF - New Vessels												
000	944470A	64-Car Class Ferry Construction			161,791	32,154	0	0	0	0	0	211,161
000	L1000030	144 Auto Vessel			9,902	1,000	0	0	0	0	0	72,815
000	L2200038	#1 - 144-capacity Vessel			0	123,828	23,085	0	0	0	0	146,913
000	L2200039	#2 - 144-capacity Vessel			0	4,161	163,277	0	0	0	0	167,438
WSF - Terminal Improvements												
000	L2000043	Reduce Budget for 3 Terminal Engineer Positions			-244	-488	-488	-488	-488	-488	-976	-3,660
020	900012L	Port Townsend Tml Improvement			1,141	320	0	0	0	0	0	1,923
020	900022J	Lopez Tml Improvement			10	93	0	0	0	0	0	103
020	900024G	Shaw Tml Improvement			10	93	0	0	0	0	0	103
020	900026Q	Orcas Tml Improvement			176	94	0	0	0	0	0	270
020	900028V	Friday Harbor Tml Improvement			21	867	0	0	0	0	0	888
020	902017M	Coupeville (Keystone) Tml Improvement			1,319	183	0	0	0	0	0	1,502
020	902020D	Anacortes Tml Improvement			1,235	2,998	0	0	0	0	0	23,701
104	910413R	Edmonds Tml Improvement			474	308	0	0	0	0	0	11,801
104	910414S	Kingston Tml Improvement			149	243	0	0	0	0	0	392
160	900005N	Fauntleroy Tml Improvement			131	131	0	0	0	0	0	262
160	900006T	Vashon Tml Improvement			4,320	176	0	0	0	0	0	6,821
160	916008S	Southworth Tml Improvement			79	275	606	0	0	0	0	971
163	900001H	Point Defiance Tml Improvement			582	355	0	0	0	0	0	937
163	900002H	Tahlequah Tml Improvement			261	141	0	0	0	0	0	402
304	930410U	Bremerton Tml Improvement			428	171	0	0	0	0	0	599
305	900040O	Eagle Harbor Maint Facility Improvement			2,104	85	0	0	0	0	0	2,189
305	930513H	Bainbridge Island Tml Improvement			557	180	0	0	0	0	0	2,274
519	900010M	Seattle Tml Improvement			2,183	7,276	0	0	0	0	0	9,459
525	952515P	Mukilteo Tml Improvement			4,142	3,932	6,215	36,243	43,888	0	0	116,331
525	952516S	Clinton Tml Improvement			153	172	0	22,000	0	0	0	22,325
WSF - Terminal Preservation												
		38,120	30,445	51,651	138,501	132,432	147,840	189,062	770,254			

2011-13 Biennium Transportation Budget Project List
LEAP Transportation Document 2011-2 ALL PROJECTS as Developed April 19, 2001
Washington State Ferries Capital Program (W)

- Fund Source -

(Dollars in Thousands)

Route Bin	Project	TPA	Nickel	Other	Prior	2011-13	2013-15	2015-17	2017-19	2019-21	2021 +	Total
000 9000221	Lopez Tml Preservation			<input checked="" type="checkbox"/>	400	7,593	0	1,227	0	380	9,020	23,553
000 900024F	Shaw Tml Preservation			<input checked="" type="checkbox"/>	3,241	0	0	697	0	0	2,191	6,129
000 900028U	Friday Harbor Tml Preservation			<input checked="" type="checkbox"/>	0	497	2,912	4,078	8,026	0	2,326	17,842
020 900012K	Port Townsend Tml Preservation			<input checked="" type="checkbox"/>	4,198	10,481	0	994	8,283	5,785	190	32,374
020 900026P	Orcas Tml Preservation			<input checked="" type="checkbox"/>	0	301	1,330	192	3,498	714	0	11,449
020 902017K	Coupeville (Keystone) Tml Preservation			<input checked="" type="checkbox"/>	2,242	155	405	4,996	0	4,454	0	12,261
020 902020C	Anacortes Tml Preservation			<input checked="" type="checkbox"/>	2,661	289	7,143	6,531	5,519	18,980	20,846	64,911
104 910413Q	Edmonds Tml Preservation			<input checked="" type="checkbox"/>	751	1,303	86	11	29	5,599	7,855	15,634
104 910414P	Kingston Tml Preservation			<input checked="" type="checkbox"/>	228	952	851	4,926	340	1,517	21,156	32,398
160 900005M	Fauntleroy Tml Preservation			<input checked="" type="checkbox"/>	0	0	60	1,209	1,797	15,497	37,165	55,735
160 900006S	Vashon Tml Preservation			<input checked="" type="checkbox"/>	500	1,956	11,365	20,732	12,862	34	15,722	63,171
160 916008R	Southworth Tml Preservation			<input checked="" type="checkbox"/>	0	155	826	897	14,651	5,297	1,100	22,926
163 900001G	Point Defiance Tml Preservation			<input checked="" type="checkbox"/>	0	306	3,116	255	4,955	2,640	3,491	14,763
163 900002G	Tablequah Tml Preservation			<input checked="" type="checkbox"/>	0	0	0	221	339	4,994	4,538	10,777
304 930410T	Bremerton Tml Preservation			<input checked="" type="checkbox"/>	0	278	7,752	1,277	3,580	7,603	1,145	21,780
305 900040N	Eagle Harbor Maint Facility Preservation			<input checked="" type="checkbox"/>	12,391	0	1,139	18,211	546	1,058	0	54,727
305 930513G	Bainbridge Island Tml Preservation			<input checked="" type="checkbox"/>	0	415	4,817	1,249	43	8,851	18,540	33,915
519 900010L	Seattle Tml Preservation			<input checked="" type="checkbox"/>	2,700	5,764	9,705	70,779	67,906	64,371	42,111	263,819
525 952515O	Mukilteo Tml Preservation			<input checked="" type="checkbox"/>	8,808	0	54	7	29	25	73	8,996
525 952516R	Clinton Tml Preservation			<input checked="" type="checkbox"/>	0	0	90	12	29	41	1,593	3,094
WSF - Vessel Improvements					11,300	15,314	5,121	5,677	6,277	6,928	678,282	728,899
000 944401E	MV Issaquah Improvement			<input checked="" type="checkbox"/>	354	398	283	302	323	345	1,159	3,164
000 944402E	MV Kitiitias Improvement			<input checked="" type="checkbox"/>	624	392	283	302	323	345	1,159	3,428
000 944403E	MV Kitsap Improvement			<input checked="" type="checkbox"/>	215	389	283	302	323	345	1,159	3,016
000 944404E	MV Cathlamet Improvement			<input checked="" type="checkbox"/>	70	392	268	302	323	345	1,159	2,859
000 944405F	MV Chelan Improvement			<input checked="" type="checkbox"/>	286	393	268	302	323	345	1,159	3,076
000 944406E	MV Sealth Improvement			<input checked="" type="checkbox"/>	95	389	283	302	323	345	1,159	2,896
000 944410G	MV Evergreen St Improvement			<input checked="" type="checkbox"/>	306	139	0	0	0	0	0	445
000 944412D	MV Klahowya Improvement			<input checked="" type="checkbox"/>	310	360	283	302	323	345	1,159	3,082
000 944413C	MV Tillikum Improvement			<input checked="" type="checkbox"/>	377	360	283	302	323	345	1,159	3,149
000 944431E	MV Hyak Improvement			<input checked="" type="checkbox"/>	1,092	392	283	302	323	345	1,159	3,896
000 944432H	MV Elwha Improvement			<input checked="" type="checkbox"/>	297	1,213	283	302	323	345	369	3,132
000 944433E	MV Kalesetan Improvement			<input checked="" type="checkbox"/>	501	3,777	283	302	323	345	1,159	6,690
000 944434E	MV Yakima Improvement			<input checked="" type="checkbox"/>	1,782	2,913	283	302	323	345	1,159	7,107
000 944441C	MV Walla Walla Improvement			<input checked="" type="checkbox"/>	1,046	402	283	302	323	345	1,159	3,860
000 944442C	MV Spokane Improvement			<input checked="" type="checkbox"/>	1,931	441	283	302	323	345	1,159	4,784
000 944451D	MV Hiyu Improvement			<input checked="" type="checkbox"/>	316	101	0	0	0	0	0	417
000 944452C	MV Rhododendron Improvement			<input checked="" type="checkbox"/>	310	89	0	0	0	0	0	399
000 944476B	MV Chetzemoka Improvements			<input checked="" type="checkbox"/>	0	0	170	181	194	207	696	1,448
000 944499F	MV Puyallup Improvement			<input checked="" type="checkbox"/>	293	855	283	302	323	345	1,159	3,560
000 944499G	MV Tacoma Improvement			<input checked="" type="checkbox"/>	499	455	283	302	323	345	1,159	3,366
000 944499H	MV Wenatchee Improvement			<input checked="" type="checkbox"/>	596	455	283	302	323	345	1,159	3,463
000 990051X	New Replacement Vessel			<input checked="" type="checkbox"/>	0	0	0	0	0	0	655,700	655,700
000 992011B	MV Chetzemoka Improvement (11-13)			<input checked="" type="checkbox"/>	0	703	0	0	0	0	0	703
000 L1000008	4th New Vessel Improvement			<input checked="" type="checkbox"/>	0	0	0	0	204	221	791	1,216
000 L1000009	144 Improvement			<input checked="" type="checkbox"/>	0	0	0	0	0	221	790	1,011
004 944477B	MV Salish Improvements			<input checked="" type="checkbox"/>	0	153	170	181	194	207	696	1,601
012 944478C	MV Kennewick Improvements			<input checked="" type="checkbox"/>	0	153	0	181	194	207	696	1,431

2011-13 Biennium Transportation Budget Project List
LEAP Transportation Document 2011-2 ALL PROJECTS as Developed April 19, 2001
Washington State Ferries Capital Program (W)

(Dollars in Thousands)

- Fund Source -

Route Bin	Project	TPA	Nickel	Other	Prior	2011-13	2013-15	2015-17	2017-19	2019-21	2021 +	Total
WSF - Vessel Preservation					40,419	30,043	70,923	76,559	83,529	67,349	292,952	786,096
000 944401D	MV Issaquah Preservation	<input type="checkbox"/>	<input type="checkbox"/>	<input checked="" type="checkbox"/>	2,389	671	2,423	1,233	4,471	3,341	14,211	33,285
000 944402D	MV Kittitas Preservation	<input type="checkbox"/>	<input type="checkbox"/>	<input checked="" type="checkbox"/>	4,050	467	1,577	2,727	1,495	14,480	11,906	41,032
000 944403D	MV Kitsap Preservation	<input type="checkbox"/>	<input type="checkbox"/>	<input checked="" type="checkbox"/>	1,246	912	5,623	8,309	639	2,698	15,375	37,873
000 944404D	MV Cathlamet Preservation	<input type="checkbox"/>	<input type="checkbox"/>	<input checked="" type="checkbox"/>	127	1,505	1,424	1,690	3,702	2,701	25,182	39,825
000 944405D	MV Chelan Preservation	<input type="checkbox"/>	<input type="checkbox"/>	<input checked="" type="checkbox"/>	2,304	697	1,625	6,364	317	3,574	20,604	41,953
000 944406D	MV Sealth Preservation	<input type="checkbox"/>	<input type="checkbox"/>	<input checked="" type="checkbox"/>	303	400	1,228	5,742	3,511	1,768	24,662	45,066
000 944410F	MV Evergreen St Preservation	<input type="checkbox"/>	<input type="checkbox"/>	<input checked="" type="checkbox"/>	1,426	0	0	0	0	0	0	2,520
000 944412C	MV Klahowya Preservation	<input type="checkbox"/>	<input type="checkbox"/>	<input checked="" type="checkbox"/>	3,211	1,822	4,307	1,365	1,734	405	4,363	19,095
000 944413B	MV Tillikum Preservation	<input type="checkbox"/>	<input type="checkbox"/>	<input checked="" type="checkbox"/>	1,884	612	4,652	1,423	1,598	132	4,516	16,237
000 944431D	MV Hyak Preservation	<input type="checkbox"/>	<input type="checkbox"/>	<input checked="" type="checkbox"/>	3,641	7,160	8,716	6,445	900	1,699	10,954	52,396
000 944432G	MV Elwha Preservation	<input type="checkbox"/>	<input type="checkbox"/>	<input checked="" type="checkbox"/>	1,902	2,593	5,129	6,643	3,499	15,100	6,000	49,270
000 944433D	MV Kalietan Preservation	<input type="checkbox"/>	<input type="checkbox"/>	<input checked="" type="checkbox"/>	1,251	1,520	2,611	11,661	3,699	1,849	16,389	49,696
000 944434D	MV Yakima Preservation	<input type="checkbox"/>	<input type="checkbox"/>	<input checked="" type="checkbox"/>	6,217	144	2,293	10,055	5,982	4,784	7,881	43,850
000 944441B	MV Walla Walla Preservation	<input type="checkbox"/>	<input type="checkbox"/>	<input checked="" type="checkbox"/>	1,305	3,491	4,912	1,528	9,367	5,001	9,551	54,404
000 944442B	MV Spokane Preservation	<input type="checkbox"/>	<input type="checkbox"/>	<input checked="" type="checkbox"/>	3,943	522	6,485	7,983	3,795	1,929	19,949	66,803
000 944451C	MV Hiyu Preservation	<input type="checkbox"/>	<input type="checkbox"/>	<input checked="" type="checkbox"/>	390	0	0	0	0	0	0	941
000 944471A	MV Chetzemoka Preservation	<input type="checkbox"/>	<input type="checkbox"/>	<input checked="" type="checkbox"/>	0	0	0	311	3,259	3,369	12,262	19,201
000 944499C	MV Puyallup Preservation	<input type="checkbox"/>	<input type="checkbox"/>	<input checked="" type="checkbox"/>	39	790	1,892	9,308	22,677	789	13,359	53,460
000 944499D	MV Tacoma Preservation	<input type="checkbox"/>	<input type="checkbox"/>	<input checked="" type="checkbox"/>	4,206	1,536	8,436	4,939	11,353	821	25,654	59,841
000 944499E	MV Wenatchee Preservation	<input type="checkbox"/>	<input type="checkbox"/>	<input checked="" type="checkbox"/>	585	7,477	8,894	576	11,697	337	22,692	54,823
000 L1000006	4th New Vessel Preservation	<input type="checkbox"/>	<input type="checkbox"/>	<input checked="" type="checkbox"/>	0	0	0	0	325	4,708	11,814	16,847
000 L1000007	144 Preservation	<input type="checkbox"/>	<input type="checkbox"/>	<input checked="" type="checkbox"/>	0	0	0	0	0	325	16,560	16,885
000 L2200029	Placeholder for Vessel Preservation - Constructability	<input type="checkbox"/>	<input type="checkbox"/>	<input checked="" type="checkbox"/>	0	0	-1,304	-11,875	-13,001	-11,336	-24,910	-64,702
002 944477A	MV Salish Preservation	<input type="checkbox"/>	<input type="checkbox"/>	<input checked="" type="checkbox"/>	0	0	0	132	2,369	6,341	9,315	18,157
010 944478B	MV Kennewick Preservation	<input type="checkbox"/>	<input type="checkbox"/>	<input checked="" type="checkbox"/>	0	0	0	0	141	2,534	14,663	17,338

2011-13 Biennium Transportation Budget Project List
LEAP Transportation Document 2011-2 ALL PROJECTS as Developed April 19, 2001
Rail Capital Program (Y)

(Dollars in Thousands)

- Fund Source -

Route Bin	Project	TPA	Nickel	Other	Prior	2011-13	2013-15	2015-17	2017-19	2019-21	2021 +	Total
Rail Capital Program (Y)												
					143,218	426,444	230,292	230,719	34,985	14,985	66,793	1,255,607
Freight Rail - Track Improvements												
000	700610A			<input checked="" type="checkbox"/>	371	0	0	0	0	0	0	371
000	711010A	<input type="checkbox"/>	<input type="checkbox"/>	<input checked="" type="checkbox"/>	2,367	0	0	0	0	0	0	2,367
000	711010A	<input type="checkbox"/>	<input type="checkbox"/>	<input checked="" type="checkbox"/>	420	0	0	0	0	0	0	420
000	711010B	<input type="checkbox"/>	<input type="checkbox"/>	<input checked="" type="checkbox"/>	526	0	0	0	0	0	0	526
000	722710A	<input type="checkbox"/>	<input type="checkbox"/>	<input checked="" type="checkbox"/>	479	0	0	0	0	0	0	479
000	751010A	<input type="checkbox"/>	<input type="checkbox"/>	<input checked="" type="checkbox"/>	1,161	2,711	0	0	0	0	0	3,872
000	F01001O	<input checked="" type="checkbox"/>	<input type="checkbox"/>	<input type="checkbox"/>	100	0	0	0	0	0	0	2,000
000	F01010A	<input type="checkbox"/>	<input type="checkbox"/>	<input checked="" type="checkbox"/>	860	0	0	0	0	0	0	882
000	F01113A	<input type="checkbox"/>	<input type="checkbox"/>	<input checked="" type="checkbox"/>	0	0	0	0	0	0	790	840
000	F01130C	<input checked="" type="checkbox"/>	<input type="checkbox"/>	<input type="checkbox"/>	0	0	0	0	0	0	7,063	7,400
000	F01130D	<input type="checkbox"/>	<input type="checkbox"/>	<input checked="" type="checkbox"/>	0	0	0	0	0	0	5,415	5,415
000	F01160G	<input type="checkbox"/>	<input type="checkbox"/>	<input checked="" type="checkbox"/>	1,127	0	0	0	0	0	0	1,485
000	F01160H	<input type="checkbox"/>	<input type="checkbox"/>	<input checked="" type="checkbox"/>	754	0	0	0	0	0	0	755
000	F01170A	<input type="checkbox"/>	<input type="checkbox"/>	<input checked="" type="checkbox"/>	409	0	0	0	0	0	0	984
000	F11001A	<input type="checkbox"/>	<input type="checkbox"/>	<input checked="" type="checkbox"/>	347	0	0	0	0	0	0	1,980
000	F11001C	<input type="checkbox"/>	<input type="checkbox"/>	<input checked="" type="checkbox"/>	336	0	0	0	0	0	0	683
000	L1000053	<input type="checkbox"/>	<input type="checkbox"/>	<input checked="" type="checkbox"/>	0	750	0	0	0	0	0	750
Freight Rail - Track Preservation												
					8,825	336	0	0	0	0	0	28,704
000	700100A	<input type="checkbox"/>	<input checked="" type="checkbox"/>	<input type="checkbox"/>	8,079	36	0	0	0	0	0	8,600
000	700100C	<input type="checkbox"/>	<input checked="" type="checkbox"/>	<input type="checkbox"/>	100	300	0	0	0	0	0	400
000	744110A	<input type="checkbox"/>	<input type="checkbox"/>	<input checked="" type="checkbox"/>	101	0	0	0	0	0	0	101
000	F01021A	<input type="checkbox"/>	<input checked="" type="checkbox"/>	<input type="checkbox"/>	253	0	0	0	0	0	0	523
000	F01111A	<input type="checkbox"/>	<input checked="" type="checkbox"/>	<input type="checkbox"/>	150	0	0	0	0	0	0	15,335
000	F01111B	<input type="checkbox"/>	<input checked="" type="checkbox"/>	<input type="checkbox"/>	142	0	0	0	0	0	0	3,745
Freight Rail - Train Investments												
					744	143	0	0	0	0	0	1,974
000	701301A	<input type="checkbox"/>	<input type="checkbox"/>	<input checked="" type="checkbox"/>	744	143	0	0	0	0	0	1,974
Freight Rail - Grant Program												
					346	2,754	2,750	2,750	2,750	2,750	8,250	22,372
000	710110C	<input type="checkbox"/>	<input type="checkbox"/>	<input checked="" type="checkbox"/>	0	455	0	0	0	0	0	455
000	710420A	<input type="checkbox"/>	<input type="checkbox"/>	<input checked="" type="checkbox"/>	0	198	0	0	0	0	0	198
000	727014A	<input type="checkbox"/>	<input type="checkbox"/>	<input checked="" type="checkbox"/>	0	527	0	0	0	0	0	527
000	740510A	<input type="checkbox"/>	<input type="checkbox"/>	<input checked="" type="checkbox"/>	0	684	0	0	0	0	0	684
000	741410A	<input type="checkbox"/>	<input type="checkbox"/>	<input checked="" type="checkbox"/>	0	392	0	0	0	0	0	392
000	744310A	<input type="checkbox"/>	<input type="checkbox"/>	<input checked="" type="checkbox"/>	0	498	0	0	0	0	0	498
000	F01001A	<input type="checkbox"/>	<input type="checkbox"/>	<input checked="" type="checkbox"/>	0	0	2,750	2,750	2,750	2,750	8,250	19,250
000	F01001E	<input type="checkbox"/>	<input type="checkbox"/>	<input checked="" type="checkbox"/>	346	0	0	0	0	0	0	368
Freight Rail - Loan Program												
					4,153	5,802	5,000	5,000	5,000	5,000	16,000	46,662
000	711010C	<input type="checkbox"/>	<input type="checkbox"/>	<input checked="" type="checkbox"/>	0	450	0	0	0	0	0	450
000	711010D	<input type="checkbox"/>	<input type="checkbox"/>	<input checked="" type="checkbox"/>	0	612	0	0	0	0	0	612
000	711010E	<input type="checkbox"/>	<input type="checkbox"/>	<input checked="" type="checkbox"/>	0	361	0	0	0	0	0	361

2011-13 Biennium Transportation Budget Project List
LEAP Transportation Document 2011-2 ALL PROJECTS as Developed April 19, 2001
Rail Capital Program (Y)

(Dollars in Thousands)

- Fund Source -

Route Bin	Project	TPA	Nickel	Other	Prior	2011-13	2013-15	2015-17	2017-19	2019-21	2021 +	Total
000	721410A City of Richland-Loop Track (2011 FRIB)			<input checked="" type="checkbox"/>	0	250	0	0	0	0	0	250
000	722810A Port of Everett - New Rail Track (FRIB)			<input checked="" type="checkbox"/>	400	800	0	0	0	0	0	1,200
000	727015A Port of Vancouver-Farwest Steel Rail Spur (2011 FRIB)			<input checked="" type="checkbox"/>	0	250	0	0	0	0	0	250
000	F01000A Statewide - Freight Rail Investment Bank			<input checked="" type="checkbox"/>	3,753	2,899	5,000	5,000	5,000	5,000	16,000	43,359
000	L2000053 Spokane County - Geiger Spur (2011 FRIB)			<input checked="" type="checkbox"/>	0	180	0	0	0	0	0	180
Passenger Rail - Station Investments												
000	P20000A Stanwood - New Station	<input checked="" type="checkbox"/>		<input type="checkbox"/>	2,042	0	0	0	0	0	0	4,601
Passenger Rail - Track Improvements												
000	730210A Tacoma - New D St-M St. Rail Connection			<input checked="" type="checkbox"/>	6,500	0	0	0	0	0	0	6,500
000	730210B Tacoma/Pacific Ave Crossing PE			<input checked="" type="checkbox"/>	460	0	0	0	0	0	0	460
000	744201A Hoquiam Horn Spur Railroad Track Improvement Proj.			<input checked="" type="checkbox"/>	0	356	0	0	0	0	0	356
000	798999B Railroad Crossing Safety Placeholder for Federal Funds			<input checked="" type="checkbox"/>	0	8,120	6,540	6,540	6,540	6,540	19,620	53,900
000	798999D FY2010 Placeholder for RL&I			<input checked="" type="checkbox"/>	0	14,196	0	0	0	0	0	14,196
000	F01030C Bellingham - Waterfront Restoration			<input checked="" type="checkbox"/>	40	0	0	0	0	0	0	5,495
000	P01000B PNWRC - Safety Improvements			<input checked="" type="checkbox"/>	1,000	695	695	695	695	695	2,085	9,898
000	P01005A Vancouver - Rail Bypass and W. 39th Street Bridge			<input checked="" type="checkbox"/>	42,962	34,550	0	0	0	0	0	120,087
000	P01006A Kelso to Martin's Bluff - 3rd Mainline and Storage Trac			<input checked="" type="checkbox"/>	0	0	0	0	0	0	0	3,430
000	P01008C Tacoma - Bypass of Pt. Defiance			<input checked="" type="checkbox"/>	10,900	0	1,700	0	0	0	0	19,781
000	P01010A Chehalis Jct - High Speed Crossovers			<input checked="" type="checkbox"/>	0	0	0	0	0	0	0	3,900
000	P01010B Newaukum River - High Speed Crossovers			<input checked="" type="checkbox"/>	0	0	0	0	0	0	0	3,490
000	P01100A Bellingham - GP Area Upgrades			<input checked="" type="checkbox"/>	0	0	0	0	0	0	180	200
000	P01101A Mt Vernon - Siding Upgrade			<input checked="" type="checkbox"/>	446	4,932	0	0	0	0	0	7,108
000	P01102A Everett - Curve Realignments and Storage Tracks			<input checked="" type="checkbox"/>	11,442	0	0	0	0	0	0	15,197
000	P01104A Stanwood - Siding Upgrades			<input checked="" type="checkbox"/>	11,872	0	0	0	0	0	0	15,951
000	P01105A Blaine - Customs Facility Siding			<input checked="" type="checkbox"/>	2,175	0	3,000	0	0	0	0	6,002
000	P01201A King Street Station - Track Improvements			<input checked="" type="checkbox"/>	550	5,342	0	0	0	0	0	15,000
Passenger Rail - Train Investments												
000	P02001A Cascades Train Sets - Overhaul	<input checked="" type="checkbox"/>		<input type="checkbox"/>	4,950	1,519	0	0	0	0	0	9,000
Passenger Rail - High Speed Rail Grant Investments												
000	700000C Amtrak Cascades New Train Set (ARRA)			<input checked="" type="checkbox"/>	44	5,176	9,369	9,492	0	0	0	24,081
000	798999C Redistributed High Speed Rail Placeholder (ARRA)			<input checked="" type="checkbox"/>	0	47,307	68,039	30,811	0	0	0	146,158
000	799999A Placeholder to cover federally ineligible expenditures			<input checked="" type="checkbox"/>	2,200	0	0	0	0	0	0	2,200
000	L2200027 Higher Speed Rail Reserve - State funds			<input checked="" type="checkbox"/>	0	0	2,500	17,500	20,000	0	0	40,000
005	730220A Tacoma - D to M Street Connection (ARRA)			<input checked="" type="checkbox"/>	8,507	26,108	0	0	0	0	0	34,615
005	730310A Tacoma - Point Defiance Bypass (ARRA)			<input checked="" type="checkbox"/>	2,762	2,628	27,433	58,814	0	0	0	91,637
005	750610A Tukwila Station (FY09 Residual)			<input checked="" type="checkbox"/>	0	9,135	0	0	0	0	0	9,135
005	751014A Advanced Signal System (ARRA)			<input checked="" type="checkbox"/>	1,175	61,979	66	0	0	0	0	63,220
005	751020A Vancouver - Yard Bypass Track (ARRA)			<input checked="" type="checkbox"/>	1,340	28,257	0	0	0	0	0	29,597
005	751030A Kelso Martin's Bluff- New Siding (ARRA)			<input checked="" type="checkbox"/>	1,796	15,341	18,704	0	0	0	0	35,841
005	751031A Kelso Martin's Bluff- Toteff Siding Extension (ARRA)			<input checked="" type="checkbox"/>	1,646	14,747	19,557	0	0	0	0	37,460
005	751032A Kelso Martin's Bluff- Kelso to Longview Jct. (ARRA)			<input checked="" type="checkbox"/>	2,241	5,929	38,361	79,560	0	0	0	126,091
005	751040A Corridor Reliability Upgrades- South (ARRA)			<input checked="" type="checkbox"/>	1,033	94,467	0	0	0	0	0	95,500
005	754021A Everett- Storage Track (ARRA)			<input checked="" type="checkbox"/>	174	3,492	0	0	0	0	0	3,666

2011-13 Biennium Transportation Budget Project List
LEAP Transportation Document 2011-2 ALL PROJECTS as Developed April 19, 2001
Rail Capital Program (Y)

- Fund Source - (Dollars in Thousands)

Route Bin	Project	TPA	Nickel	Other	Prior	2011-13	2013-15	2015-17	2017-19	2019-21	2021 +	Total
005	770220A Seattle- King Street Station Track Upgrades (ARRA)	<input type="checkbox"/>	<input type="checkbox"/>	<input checked="" type="checkbox"/>	1,636	24,340	26,388	0	0	0	0	52,364
005	770230A King Street Station Seismic Refit (FY2010)	<input type="checkbox"/>	<input type="checkbox"/>	<input checked="" type="checkbox"/>	0	18,569	0	0	0	0	0	18,569

2011-13 Biennium Transportation Budget Project List
LEAP Transportation Document 2011-2 ALL PROJECTS as Developed April 19, 2001
Local Programs (Z)

(Dollars in Thousands)

- Fund Source -

Route Bin	Project	TPA	Nickel	Other	Prior	2011-13	2013-15	2015-17	2017-19	2019-21	2021 +	Total
Local Programs (Z)												
					95,265	91,169	38,067	21,910	25,379	22,009	43,618	378,211
SR 20, Island County - Safety Improvements												
020	L2200040	Parker Road - SR 20 Realign and Transit Park				896	0	0	0	0	0	896
SR 522, Seattle to Monroe - Corridor Improvements												
000	L1000041	SR 522 - McAleer and Lyon Creeks Basin Flood Reduc			100	150	0	0	0	0	0	250
Facility Improvements												
410	L1000058	SR 410 Median Street Lighting				115	0	0	0	0	0	115
Studies & System Analysis												
000	L1000060	Cross-Docking Study			0	60	0	0	0	0	0	60
000	L1000061	Transit Overlay Study PSRC			0	65	0	0	0	0	0	65
432	L1000056	SR 432 Rail Realignment and Highway Improvements			0	2,000	0	0	0	0	0	2,000
FMSIB Projects												
000	01F035A	S 228th Street Extension & Grade Separation			3	3,373	0	0	0	0	0	8,623
000	01F037A	Duwamish Intelligent Transportation System			1,598	0	0	0	0	0	0	2,500
000	01F048A	Bigelow Gulch Rd - Urban Boundary To Argonne Rd			500	1,500	0	0	0	0	0	2,000
000	01F058A	East Marginal Way Truck Access			0	994	0	0	0	0	0	994
000	01P003A	East Marginal Way Ramps			5,658	0	0	0	0	0	0	6,920
000	01P899F	UP Contribution Placeholder			980	2,371	0	0	0	0	0	4,101
000	ILP702F	Green Valley BNSF & UP Industrial			1,250	0	0	0	0	0	0	2,500
000	ILP902F	Strander Blvd/SW 27th St Connection			0	6,175	0	0	0	0	0	6,623
000	ILP903F	M St SE Grade Separation Project			123	3,669	2,331	0	0	0	0	6,124
000	ILP905F	Granite Falls Alternate Route			4,229	0	0	0	0	0	0	4,229
000	ILP907F	SR 202 Corridor-SR 522 to 127th PI NE			0	0	0	0	0	0	0	750
000	ILP908F	S 212th St Grade Separation			0	0	3,148	3,000	3,852	0	0	10,000
000	ILP909F	Willis St Grade Separation			0	0	0	4,000	0	0	0	4,000
000	ILP912F	Duwamish Truck Mobility Improvement Project			0	0	0	2,300	0	0	0	2,300
000	3LP110F	Lincoln Ave Grade Separation			7,029	0	0	0	0	0	0	11,229
000	3LP115F	Shaw Rd Extension			1,995	0	0	0	0	0	0	6,123
000	3LP320F	N Canyon Rd Extension/BNSF Grade Separation			0	0	0	2,000	0	0	0	2,000
000	3LP904F	Canyon Rd Northerly Extension			0	0	0	0	3,000	0	0	3,000
000	3LP913F	70th and Valley Ave Widening			1,500	500	0	0	0	0	0	2,000
000	4LP701F	West Vancouver Freight Access			5,072	0	0	0	0	0	0	5,072
000	5LP071F	Myra Rd at Dalles Rd Intersection			0	501	0	0	0	0	0	501
000	5LP336F	Yakima Grade Separated Rail Crossing			2,022	2,480	0	0	0	0	0	7,000
000	6LP10AF	Park Road BNSF Grade Separation Project			0	2,000	0	0	2,519	2,481	0	5,000
000	6LP901F	Havana St/BNSF Separation Project			2,000	0	0	0	0	0	0	4,000
000	9LP999A	Freya Street Bridge			2,720	0	0	0	0	0	0	2,720
000	L2000013	FMSIB Placeholder			0	0	0	0	1,000	9,719	24,000	34,719
005	ILP103F	Port of Tacoma Rd- Interchange improvements			0	0	400	0	0	0	0	400
005	9LP999B	Marginal/Diagonal approach & Argo Gate			903	3,000	0	0	0	0	0	3,903
099	ILP104F				0	3,300	0	0	0	0	0	3,300

2011-13 Biennium Transportation Budget Project List
LEAP Transportation Document 2011-2 ALL PROJECTS as Developed April 19, 2001
Local Programs (Z)

(Dollars in Thousands)

- Fund Source -

Route Bin	Project	TPA	Nickel	Other	Prior	2011-13	2013-15	2015-17	2017-19	2019-21	2021 +	Total
099	ILP105F South Park Bridge	<input type="checkbox"/>	<input type="checkbox"/>	<input checked="" type="checkbox"/>	0	1,500	1,900	0	0	0	0	3,400
099	3LP101F SR 99 Puyallup River Bridge	<input type="checkbox"/>	<input type="checkbox"/>	<input checked="" type="checkbox"/>	0	100	4,900	0	0	0	0	5,000
509	ILP102F SR 509 D St Ramps	<input type="checkbox"/>	<input type="checkbox"/>	<input checked="" type="checkbox"/>	0	0	0	801	5,199	0	0	6,000
999	4LP121F Grain Subdivision Phase B #8 WVFA	<input type="checkbox"/>	<input type="checkbox"/>	<input checked="" type="checkbox"/>	1,250	0	0	0	0	0	0	1,250
999	4LP122F Rail Tie-In to Mainline Schedule 2 Rail Trench #15-18	<input type="checkbox"/>	<input type="checkbox"/>	<input checked="" type="checkbox"/>	750	2,381	1,919	0	0	0	0	5,050
	Improvement - Park & Rides				3,923	440	0	0	0	0	0	7,000
000	ILP604E Island Transit Park and Ride Development	<input checked="" type="checkbox"/>	<input type="checkbox"/>	<input type="checkbox"/>	923	440	0	0	0	0	0	2,500
005	ANDERSO I-5/ Anderson Park and Ride	<input checked="" type="checkbox"/>	<input type="checkbox"/>	<input checked="" type="checkbox"/>	3,000	0	0	0	0	0	0	4,500
	Safety - Intersection & Spot Improvements				0	500	0	0	0	0	0	500
000	L1000052 South Wapato and McDonald Road Intersection Safety	<input type="checkbox"/>	<input type="checkbox"/>	<input checked="" type="checkbox"/>	0	500	0	0	0	0	0	500
	Safety - Rest Areas				0	3,126	0	0	0	0	0	3,126
101	3LP187A US 101/Northeast Peninsula Safety Rest Area - New Fa	<input type="checkbox"/>	<input type="checkbox"/>	<input checked="" type="checkbox"/>	0	3,126	0	0	0	0	0	3,126
	Safety - Roadside Improvements				1,100	900	0	0	0	0	0	2,000
516	L2000017 SR 516/Wax Rd to 185th Ave SE - Improvements	<input type="checkbox"/>	<input type="checkbox"/>	<input checked="" type="checkbox"/>	1,100	900	0	0	0	0	0	2,000
	Road Preservation - Asphalt				104	3,673	0	0	0	0	0	3,777
908	ILP611A SR 908 - Pavement Rehabilitation	<input type="checkbox"/>	<input type="checkbox"/>	<input checked="" type="checkbox"/>	104	3,673	0	0	0	0	0	3,777
	Bridge Preservation - Repair				5,905	0	0	0	0	0	0	5,905
509	3LP1001 SR 509/City Waterway Bridge - Turnback Agreement	<input type="checkbox"/>	<input type="checkbox"/>	<input checked="" type="checkbox"/>	5,905	0	0	0	0	0	0	5,905
	Local Programs - Improvement Projects				18,226	14,047	1,809	1,809	1,809	1,809	3,618	52,776
000	ILP601E Des Moines Creek Trail	<input type="checkbox"/>	<input type="checkbox"/>	<input checked="" type="checkbox"/>	-59	0	0	0	0	0	0	702
000	ILP610E Issaquah Traffic Signal Synchronization	<input type="checkbox"/>	<input type="checkbox"/>	<input checked="" type="checkbox"/>	522	0	0	0	0	0	0	1,501
000	ILP913F SR99/Spokane St. Bridge - Replace Bridge Approach	<input type="checkbox"/>	<input type="checkbox"/>	<input checked="" type="checkbox"/>	0	2,700	0	0	0	0	0	2,700
000	5LP601E Franklin County Slide	<input type="checkbox"/>	<input type="checkbox"/>	<input checked="" type="checkbox"/>	15	0	0	0	0	0	0	800
000	L1000025 Coal Creek Parkway	<input type="checkbox"/>	<input type="checkbox"/>	<input checked="" type="checkbox"/>	3,000	0	0	0	0	0	0	3,000
000	L1000037 150th and Murray Road Intersection Improvements	<input type="checkbox"/>	<input type="checkbox"/>	<input checked="" type="checkbox"/>	50	450	0	0	0	0	0	500
000	L1000042 39th Ave SE and SR 96 Intersection Improvements	<input type="checkbox"/>	<input type="checkbox"/>	<input checked="" type="checkbox"/>	200	0	0	0	0	0	0	200
000	L2200043 City of Auburn - 8th and R street NE Intersection Imprc	<input type="checkbox"/>	<input type="checkbox"/>	<input checked="" type="checkbox"/>	0	100	0	0	0	0	0	100
000	RVRSIDE Riverside Ave Extension Project.	<input type="checkbox"/>	<input type="checkbox"/>	<input checked="" type="checkbox"/>	500	1,900	0	0	0	0	0	2,400
020	202005A SR 20/Winthrop Area - Construct Bike Path	<input type="checkbox"/>	<input type="checkbox"/>	<input checked="" type="checkbox"/>	948	1,000	0	0	0	0	0	1,959
082	I82VALLE I-82 Valley Mall Blvd Connection	<input type="checkbox"/>	<input type="checkbox"/>	<input checked="" type="checkbox"/>	2,188	730	0	0	0	0	0	3,100
099	ILP608E SR99/S 138th St. Vicinity to N of S 130th St	<input type="checkbox"/>	<input type="checkbox"/>	<input checked="" type="checkbox"/>	2,709	0	0	0	0	0	0	2,852
520	L1000054 SR 520 Avondale Rd and 405	<input type="checkbox"/>	<input type="checkbox"/>	<input checked="" type="checkbox"/>	0	500	0	0	0	0	0	500
522	L1000036 Shell Valley Emergency Access Road	<input type="checkbox"/>	<input type="checkbox"/>	<input checked="" type="checkbox"/>	25	225	0	0	0	0	0	250
525	MUKSIG Highway 525 Intersection Improvements	<input type="checkbox"/>	<input type="checkbox"/>	<input checked="" type="checkbox"/>	67	233	0	0	0	0	0	300
998	OLP500Z State Infrastructure Bank	<input type="checkbox"/>	<input type="checkbox"/>	<input checked="" type="checkbox"/>	0	1,809	1,809	1,809	1,809	1,809	3,618	14,023
998	OLP601I Intersection and Corridor Safety Program	<input type="checkbox"/>	<input type="checkbox"/>	<input checked="" type="checkbox"/>	4,194	0	0	0	0	0	0	9,622
999	OLP000A Federal Funding Adjustment Option	<input type="checkbox"/>	<input type="checkbox"/>	<input checked="" type="checkbox"/>	0	4,000	0	0	0	0	0	4,000

2011-13 Biennium Transportation Budget Project List
LEAP Transportation Document 2011-2 ALL PROJECTS as Developed April 19, 2001
Local Programs (Z)

(Dollars in Thousands)

- Fund Source -

Route Bin	Project	TPA	Nickel	Other	Prior	2011-13	2013-15	2015-17	2017-19	2019-21	2021 +	Total
999	L1000019 Northwest Avenue Improvements	<input type="checkbox"/>	<input type="checkbox"/>	<input checked="" type="checkbox"/>	767	0	0	0	0	0	0	767
999	L1000022 Lewis Street Overpass	<input type="checkbox"/>	<input type="checkbox"/>	<input checked="" type="checkbox"/>	3,000	0	0	0	0	0	0	3,000
999	L1000032 Lake Forest Park and Ride	<input checked="" type="checkbox"/>	<input type="checkbox"/>	<input type="checkbox"/>	100	400	0	0	0	0	0	500
Local Programs - Other Grants												
					2,683	1,115	0	0	0	0	0	4,049
000	2LP704E Leavenworth Icicle Rail Station	<input type="checkbox"/>	<input type="checkbox"/>	<input checked="" type="checkbox"/>	445	0	0	0	0	0	0	545
000	6LP705E Spokane Street Car feasibility study	<input type="checkbox"/>	<input type="checkbox"/>	<input checked="" type="checkbox"/>	99	0	0	0	0	0	0	250
005	L2000019 Regional Origin and Destination Study	<input type="checkbox"/>	<input type="checkbox"/>	<input checked="" type="checkbox"/>	250	0	0	0	0	0	0	250
395	L2000020 Benton-Franklin-Walla Walla RTPO Columbia River C	<input type="checkbox"/>	<input type="checkbox"/>	<input checked="" type="checkbox"/>	125	0	0	0	0	0	0	125
998	0LP601M Passenger Only Ferry	<input type="checkbox"/>	<input type="checkbox"/>	<input checked="" type="checkbox"/>	1,764	1,115	0	0	0	0	0	2,879
Local Programs - Pedestrian Safety												
					23,642	28,988	21,660	8,000	8,000	8,000	16,000	122,361
164	L1000057 City of Auburn Auburn Way South Pedestrian Improve:	<input type="checkbox"/>	<input type="checkbox"/>	<input checked="" type="checkbox"/>	0	100	0	0	0	0	0	100
998	0LP600P Pedestrian Safety/Safe Route to Schools	<input checked="" type="checkbox"/>	<input type="checkbox"/>	<input checked="" type="checkbox"/>	23,642	28,888	21,660	8,000	8,000	8,000	16,000	122,261
Total All Projects												
					4,187,477	5,675,178	3,368,767	1,949,321	1,280,957	1,126,719	3,749,858	28,878,224

LEAP Transportation Document 2011-A as Developed April 19, 2011 Pedestrian and Bicycle Safety Program Projects and Safe Routes to School Program Projects

Priority	Project Title	Agency	Leg District	Total Project Cost	Grant Funding	Cumulative Total
Safe Routes to Schools Program						
1	Creating Walking and Cycling Paths in Lynnwood	Lynnwood	21	600,000	250,000	250,000
2	Sheridan Elementary - Safe Routes to School Project	Tacoma	27	414,360	379,960	629,960
3	Mount Vernon Safe Routes to School 2010	Mount Vernon	40, 10	368,100	308,100	938,060
4	Garfield Elementary School, Safe Walking Routes	Olympia	22	58,700	58,700	996,760
5	Safe Routes to Prospect Point Elementary School	Walla Walla County	16	1,054,000	330,000	1,326,760
6	Hawthorne Hike and Bike	Seattle	37	150,500	132,000	1,458,760
7	Roxhill Elementary - Feet, Food and Fitness	Seattle	11	579,000	564,000	2,022,760
8	Lea Hill Safe Walking/Cycling Route Improvements	Auburn	08, 09	422,035	398,500	2,421,260
9	54th Avenue West Sidewalk Improvement Project	Mountlake Terrace	21	509,304	330,304	2,751,564
10	Centralia 2010 School Safety Enhancement Program	Centralia	20	316,950	297,750	3,049,314
11	Northwood Middle School and Farwell Elementary School Safety Project	Spokane County	6	435,115	373,794	3,423,108
12	Sunset Elementary Safe Routes Grant 2010	Airway Heights	7	324,565	223,692	3,646,800
13	North Kitsap Schools Poulsbo Campus Complex Safe Routes Program	Poulsbo	23	353,000	298,000	3,944,800
14	Walk Route Safety Improvements - Hazelwood Elem	Snohomish County	21	78,612	78,000	4,022,800
15	Cascade School District Safe Routes Program	Leavenworth	12	378,000	338,000	4,360,800
16	Washington Way at 28th Avenue	Longview	19	150,000	150,000	4,510,800
17	Castle Rock's Safe Routes to School Improvements	Castle Rock	19	322,000	322,000	4,832,800
18	Anacortes Safe Routes Bike & Pedestrian Improvements	Anacortes	40	775,000	675,000	5,507,800
19	Briarcrest Safe Routes	Shoreline	32	425,000	385,000	5,892,800
20	Bradley Street - Morgen Owings Elementary to Gibson Ave	Chelan	12	455,913	423,413	6,316,213
21	Dower Elementary - Safe Routes to School Project	Lakewood	28	277,000	257,000	6,573,213
22	Peter Kirk Elementary	Kirkland	48	512,600	456,600	7,029,813
23	Mark Twain Elementary - Safe Routes to School Program	Federal Way	30	421,197	386,057	7,415,870
24	Lakota Middle School-Safe Routes to School Program Federal Way	Federal Way	30	885,080	859,080	8,274,950
25	Beckonridge Drive Safe Routes to School Project	University Place	28	900,000	830,000	9,104,950
26	Dearborn Park Elementary School Sidewalk	Seattle	11	607,000	587,000	9,691,950

LEAP Transportation Document 2011-A as Developed April 19, 2011 Pedestrian and Bicycle Safety Program Projects and Safe Routes to School Program Projects

Priority	Project Title	Agency	Leg District	Total Project Cost	Grant Funding	Cumulative Total
27	Lakeview Elementary	Kirkland	48	348,000	348,000	10,039,950
28	Olympic Hills Elementary Sidewalk	Seattle	46	439,500	424,500	10,464,450
29	27th Street Safe Routes to Schools Project	University Place	28	1,010,000	910,000	11,374,450
30	Pasadena Park Elementary School Pathway Project	Spokane County	4	464,846	451,992	11,826,442
Contingency Projects						
31	Wellesley Ave Sidewalk and Adams Road Sidewalk	Spokane Valley	6	691,000	628,000	12,454,442
32	Prairie View Elementary School Sidewalk Project	Spokane County	4	418,202	408,465	12,862,907
33	SR9 Pedestrian/Bicycle Safety Improvements Project	Sedro-Woolley	39	904,000	400,000	13,262,907
34	SR 19 Pedestrian Crossing Improvement, Trail Connection, and Student Project	Jefferson County	24	464,844	438,669	13,701,576
35	Cascade View Elementary Safe Routes Demonstration Program	Tukwila	11, 37	642,050	642,050	14,343,626
36	Highlands Elementary - Monroe Ave Sidewalk Improvements	Renton	41	360,000	315,000	14,658,626
37	44th Street Safe Routes to School Project	University Place	28	890,000	820,000	15,478,626
38	Grantham Sidewalk Improvements	Grantham Elementary	9	444,031	444,031	15,922,657
39	Okanogan and Red Apple Road Sidewalks and Pedestrian Enhancements	Wenatchee	12	261,500	191,500	16,114,157
40	Lochburn Middle School - Safe Routes to School Project	Lakewood	28	392,000	367,000	16,481,157
Pedestrian and Bicycle Safety Program						
1	North Division Street (US 2)	Spokane	6	233,535	214,035	214,035
2	SR 202 Rechannelization	Redmond	48	506,200	400,000	614,035
3	Kent Kangley Pedestrian Safety Project	Kent	47	416,200	416,200	1,030,235
4	Browne St / Division St Couplet	Spokane	3	423,000	410,000	1,440,235
5	Mill Plain Blvd - Hybrid Pedestrian Beacons and Lead Pedestrian Intervals	Vancouver	49	499,000	499,000	1,939,235
6	Comprehensive Education Project	Spokane	6	176,510	116,450	2,055,685
7	Indian Street Pedestrian and Bicycle Safety Project	Bellingham	40	478,000	193,000	2,248,685
8	Samish Way Pedestrian and Bicycle Safety Improvement Project	Bellingham	40	500,000	400,000	2,648,685
9	2011 Pedestrian Safety Education Campaign	Seattle	36, 37, 44	280,000	260,000	2,908,685
10	SR 164 Auburn Way South Corridor Improvement Plan	Auburn	8, 9	840,830	740,830	3,649,515
11	Monroe Street	Spokane	6	91,100	80,600	3,730,115

LEAP Transportation Document 2011-A as Developed April 19, 2011 Pedestrian and Bicycle Safety Program Projects and Safe Routes to School Program Projects

Priority	Project Title	Agency	Leg District	Total Project Cost	Grant Funding	Cumulative Total
12	Evergreen Way (SR99) Airport Rd to 112th Street Pedestrian Safety	Everett	38	390,000	390,000	4,120,115
13	Aurora Ave N and N 95 St New Signal	Seattle	46	615,000	585,000	4,705,115
14	2011 Accessible Pedestrian Signals	Seattle	36, 37, 38, 44	246,000	246,000	4,951,115
15	Nevada Street	Spokane	6	109,960	100,460	5,051,575
16	Northrup Way Pedestrian Crossing Safety Enhancements	Bellevue	48	442,700	355,000	5,406,575
17	Rainier Beach Pedestrian Improvements	Seattle	37	275,000	275,000	5,681,575
18	North Everett Pedestrian and Bicycle Safety	Everett	38	410,000	410,000	6,091,575
19	15th Ave at Douglas and Hemlock Streets	Longview	19	200,000	200,000	6,291,575
20	US Hwy 101 Pedestrian Crossing Safety Project	Aberdeen	19	665,000	665,000	6,956,575
21	College Street and 22nd Avenue Traffic Calming Project	Lacey	22	2,500,000	1,750,000	8,706,575
22	South Fisher Place at Rainier Ave S Sidewalk	Seattle	37	519,000	509,000	9,215,575
23	Madison Avenue Non-motorized Safety Improvement Project	Bainbridge Island	23	240,000	240,000	9,455,575
24	Cooper Point Road Pedestrian Crossing Improvement	Olympia	22	249,400	199,520	9,655,095
25	Stratford Road Crosswalk Project	Moses Lake	13	150,000	150,000	9,805,095
Contingency Projects						
26	SR 303 Pedestrian and Bicycle Safety Improvements	Bremerton	23	1,000,000	1,000,000	10,805,095
27	Sullivan Rd Sidewalk Project	Spokane Valley	4	867,000	842,000	11,647,095
28	Israel Road Pedestrian Improvement	Tumwater	22	320,000	320,000	11,967,095
29	16th Ave and Fruitvale Blvd Intersection Pedestrian Improvements	Yakima	14	370,000	370,000	12,337,095
30	Capital Mall Drive and Alta Street Pedestrian Crossing	Olympia	22	267,345	213,875	12,550,970
31	Powerhouse Road Sidewalk	Yakima	14	465,000	465,000	13,015,970
32	SR 240 Multi-Purpose Trail	Richland	8	680,000	680,000	13,695,970
33	Cascade View Elementary Safe Routes Demonstration Program	Tukwila	11, 37	642,050	642,050	14,338,020
34	Sheridan Elementary Safe Routes to School Project	Tacoma	27	431,606	397,206	14,735,226
35	City of Federal Way Pedestrian & Bicycle Safety Program	Federal Way	30	240,460	198,000	14,933,226

LEAP Transportation Document 2011-B as Developed April 19, 2011

Regional Mobility Grant Program

Project Title	Agency	2011-2013 Funding	2013-2015 Funding	Total Grant Funding	Total Project Cost	% of Project Funded by Grant
Swift Bus Rapid Transit Operations	Community Transit	\$2,500,000	\$0	\$2,500,000	\$20,822,900	12.0%
Central Eastside Transit Service Improvement	King County Metro	\$2,139,571	\$0	\$2,139,571	\$5,216,484	41.0%
Salmon Creek Interchange Park and Ride	Clark County	\$500,000	\$0	\$3,400,000	\$8,700,000	39.1%
Hawks Prairie Park and Ride	Intercity Transit	\$3,526,892	\$0	\$3,526,892	\$8,207,095	43.0%
Southeast King County Connectors	King County Metro	\$3,863,579	\$0	\$3,863,579	\$8,879,608	43.5%
S 200th Intermodal Station and Park and Ride	Sound Transit	\$3,600,000	\$1,613,789	\$5,213,789	\$70,400,000	7.4%
Tukwila Urban Center - Transit Center	City of Tukwila	\$3,900,000	\$835,000	\$4,735,000	\$7,527,000	62.9%
N 192nd St to N205th St BAT Lanes	City of Shoreline	\$5,507,839	\$850,000	\$6,357,839	\$38,941,413	16.3%
South Kirkland Park and Ride Expansion	King County Metro	\$485,000	\$540,000	\$1,025,000	\$7,275,000	14.1%
Rainier Ave. S. Bus Access Transit Lanes	City of Renton	\$1,500,000	\$0	\$1,500,000	\$42,979,720	3.5%
NW Market/45th St. Transit Priority Corridor Improvements	Seattle Dept of Transportation	\$4,000,000	\$0	\$4,000,000	\$8,870,600	45.1%
King Street Station Restoration Project	Seattle Dept of Transportation	\$1,250,000	\$0	\$1,250,000	\$2,825,632	44.2%
112th and Pacific/SR 7 Transit Access Improvements	Pierce Transit	\$700,883	\$1,115,645	\$1,816,528	\$2,375,658	76.5%
Poulsbo SR 305/3 Park and Ride	Kitsap Transit	\$1,900,000	\$0	\$1,900,000	\$2,900,000	65.5%
Lakewood Station Connection	City of Lakewood	\$3,000,000	\$0	\$3,000,000	\$4,412,428	68.0%
Plaza Improvements - Wall Street Reconfiguration	Spokane Transit	\$1,352,000	\$0	\$1,352,000	\$1,690,000	80.0%
Contingency List						
Alger Park and Ride	Skagit Transit	\$1,198,350	\$0	\$1,198,350	\$1,763,750	67.9%
New Link (light rail) Platform	City of Tacoma	\$350,000	\$0	\$350,000	\$500,000	70.0%
Parker Road - SR 20 Realignment and Transit Park	Island Transit	\$896,000	\$0	\$896,000	\$1,120,000	80.0%
RapidRide D Line	King County Metro	\$6,000,000	\$0	\$6,000,000	\$8,575,000	70.0%
Lakewood to Seattle Commuter Rail Expansion - Vehicles	Sound Transit	\$4,500,000	\$0	\$4,500,000	\$13,500,000	33.3%
Seattle - Port Townsend Ferry	Port of Port Townsend	\$860,000	\$140,000	\$1,000,000	\$2,500,000	40.0%
Southwest Seattle/Burien Service Improvements	King County Metro	\$1,362,702	\$1,613,789	\$2,976,491	\$4,252,131	70.0%
Tumwater/DuPont/Lakewood - Expanded Express Service	Intercity Transit	\$2,723,968	\$1,103,968	\$3,827,936	\$4,784,920	80.0%
Sunday Service	Community Transit	\$1,689,001	\$2,622,912	\$4,311,913	\$6,159,876	70.0%

LEAP Transportation Document 2011-B as Developed April 19, 2011
Regional Mobility Grant Program

Project Title	Agency	2011-2013 Funding	2013-2015 Funding	Total Grant Funding	Total Project Cost	% of Project Funded by Grant
Seattle Express Bus Service	Intercity Transit	\$693,808	\$860,258	\$1,554,066	\$1,942,582	80.0%
SR522 Peak Period Transit Service Improvements	King County Metro	\$226,536	\$198,447	\$424,983	\$531,228	80.0%
SoundRunner Foot Ferry	Port of Kingston	\$310,000	\$240,000	\$550,000	\$4,285,000	12.8%
Hanford Site - New Service and 3 New Buses	Ben Franklin Transit	\$1,640,000	\$0	\$1,640,000	\$2,050,000	80.0%

Transportation Budget – Agency Detail

DIRECTORY

Agency	Page
TRANSPORTATION AGENCIES	
Department of Transportation	
Pie Chart: By Program	505
Pie Chart: Components by Fund Type	506
Program B – Toll Operations & Maintenance – Operating	507
Program C – Information Technology	509
Program D – Facilities – Operating	511
Program D – Facilities – Capital	512
Program F – Aviation	513
Program H – Program Delivery Management and Support	514
Program I – Highway Construction/Improvements	515
Program K – Public/Private Partnership – Operating	516
Program M – Highway Maintenance and Operations	517
Program P – Highway Construction/Preservation	519
Program Q – Traffic Operations – Operating	520
Program Q – Traffic Operations – Capital	521
Program S – Transportation Management and Support	522
Program T – Transportation Planning, Data, and Research	523
Program U – Charges from Other Agencies	524
Program V – Public Transportation	525
Program W – Washington State Ferries – Capital	526
Program X – Washington State Ferries – Operating	527
Program Y – Rail – Operating	529
Program Y – Rail – Capital	530
Program Z – Local Programs – Operating	531
Program Z – Local Programs – Capital	532

TRANSPORTATION AGENCIES (continued)

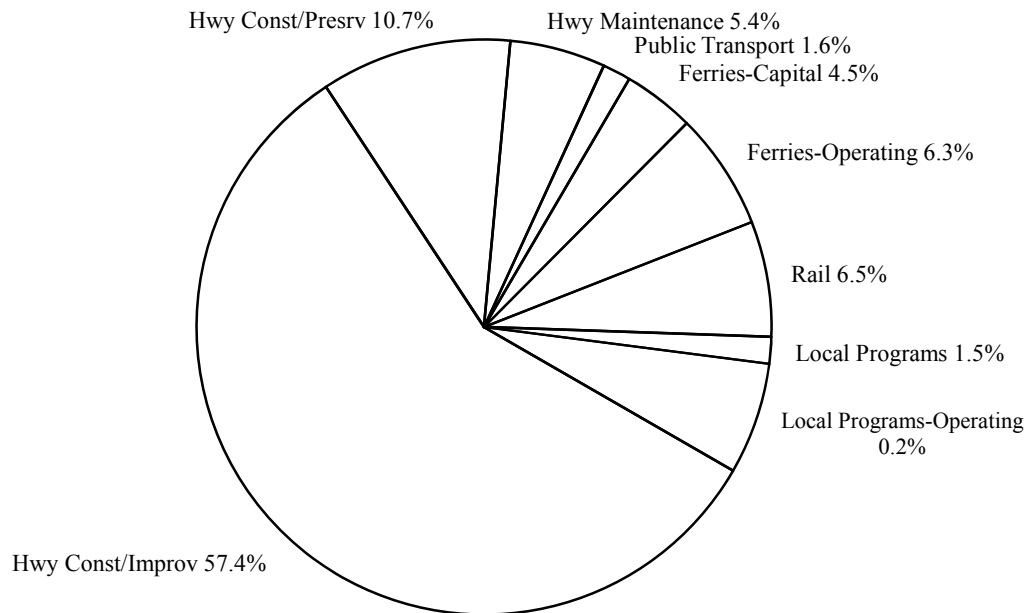
Washington State Patrol	
Pie Chart: Components by Fund Type	533
Operating	534
Capital	536
Licensing, Department of	537
County Road Administration Board	539
Freight Mobility Strategic Investment Board	540
Joint Transportation Committee	541
Marine Employees' Commission	542
Transportation Commission	543
Transportation Improvement Board	544
Washington Traffic Safety Commission	545

GOVERNMENTAL OPERATIONS AGENCIES

Agriculture, Department of	546
Archaeology and Historic Preservation, Department of	547
Bond Retirement and Interest	548
Financial Management, Office of	549
Legislative Evaluation & Accountability Program	550
Parks and Recreation Commission, State – Operating	551
Utilities and Transportation Commission	552

2011-13 Transportation Budget
Chapter 367, Laws of 2011, Partial Veto (ESHB 1175)
Total Appropriated Funds
(Dollars in Thousands)

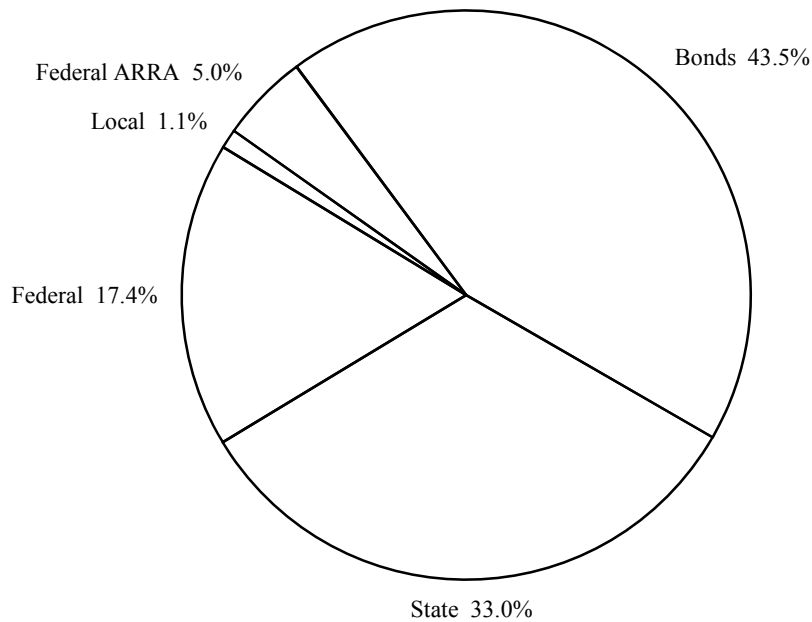
DEPARTMENT OF TRANSPORTATION
Total Operating and Capital



Program	
Pgm I - Hwy Const/Improvements	4,034,328
Pgm P - Hwy Const/Preservation	753,714
Pgm M - Highway Maintenance	378,435
Pgm V - Public Transportation	111,466
Pgm W - WA State Ferries-Cap	283,341
Pgm X - WA State Ferries-Op	463,606
Pgm Y - Rail	456,356
Pgm Z - Local Programs	105,231
All Other Programs	442,084
Total	7,028,561

2011-13 Transportation Budget
Chapter 367, Laws of 2011, Partial Veto (ESHB 1175)
Total Appropriated Funds
(Dollars in Thousands)

DEPARTMENT OF TRANSPORTATION
Components by Fund Type
Total Operating and Capital



Fund Type	
State	2,320,398
Federal	1,219,994
Local	77,036
Federal ARRA	353,081
Bonds	3,058,052
Total	7,028,561

**Department of Transportation
 Program B - Toll Operations & Maintenance - Operating**

Total Appropriated Funds
 (Dollars in Thousands)

	<u>Enacted</u>
2009-11 Expenditure Authority	60,100
2011 Supplemental *	-27,014
Total 2009-11 Biennium	33,086
<hr/>	
2011-13 Maintenance Level	29,965
Policy Changes - Non-Comp	
1. Zero-Base Tolling Program	-29,960
2. Civil Penalty Process Contracts	3,726
3. Civil Penalty Process (Non-Vendor)	2,354
4. Reduce Toll Ops Consultant Support	-30
5. SR 520 Toll Operations (Non-Vendor)	17,786
6. Tacoma Narrows (Non-Vendor)	10,877
7. SR 167 HOT Pilot (Non-Vendor)	978
8. Tolling Operations Program Support	580
9. Toll Facility Vendor Contracts	25,409
10. TNB Vendor Savings	-4,494
Policy -- Non-Comp Total	27,226
Policy Changes - Comp	
11. 3% Salary Cut for State Employees	-76
12. Suspend Plan 1 Uniform COLA	-43
Policy -- Comp Total	-119
Total 2011-13 Biennium	57,072

Comments:

The Toll Operations and Maintenance Program provides for statewide tolling operations, which currently include the Tacoma Narrows Bridge (TNB), State Route (SR) 167, and the SR 520 floating bridge.

1. **Zero-Base Tolling Program** - Funding is zero-based for the tolling program in 2011-13. (various accounts) *Ongoing*
2. **Civil Penalty Process Contracts** - Funding is provided for adjudication process contracts with the customer service vendor Electronic Transaction Consultants Corporation (ETCC), the Office of Administrative Hearings, and for security. Since the civil penalty process is new in 2011, this funding will be re-evaluated for the 2012 supplemental budget. (SR 520 Civil Penalties Account-State, Tacoma Narrows Toll Bridge Account-State) *One-time*
3. **Civil Penalty Process (Non-Vendor)** - Funding is provided for non-vendor costs associated with the civil penalty process. Funded items include FTEs, credit card and banking fees, printing, and postage. Since the civil penalty process is new in 2011, this funding will be reevaluated for the 2012 supplemental budget. (State Route 520 Civil Penalties Account-State, Tacoma Narrows Bridge Toll Account-State) *One-time*
4. **Reduce Toll Ops Consultant Support** - Funding is reduced for tolling operations consultant support. After this reduction,

funding for tolling operations consultant support through the Motor Vehicle Account is \$5,000 per biennium. (Motor Vehicle Account-State) *Ongoing*

5. **SR 520 Toll Operations (Non-Vendor)** - Funding is provided for Washington State Department of Transportation (WSDOT) staff to work on SR 520 tolling operations. Costs will include consultants, transponders, credit card fees, printing, and postage. These costs will vary based on usage of the toll bridge and will be revisited in the 2012 supplemental budget. (SR 520 Corridor Account-State) *One-time*
6. **Tacoma Narrows (Non-Vendor)** - Funding is provided for WSDOT staff working on TNB tolling operations. (Tacoma Narrows Toll Bridge Account-State) *One-time*
7. **SR 167 HOT Pilot (Non-Vendor)** - Funding is provided for WSDOT staff to work on tolling operations for the SR 167 High Occupancy Toll (HOT) Lanes pilot project. Funding for tolling operations combined with the vendor contract matches the forecasted revenue, less a small amount for fund balance. (High Occupancy Toll Lanes Account-State) *One-time*
8. **Tolling Operations Program Support** - Funding is provided for WSDOT staff working on general tolling operations. (Motor Vehicle Account-State) *One-time*
9. **Toll Facility Vendor Contracts** - Funding is provided for a new contract with ETCC, which provides a statewide tolling

Department of Transportation
Program B - Toll Operations & Maintenance - Operating

customer service back office, including multiple customer service centers, phone support, toll processing, and other tolling account set-up and ongoing activities. Funding is also provided for the lane systems contract with Telvent. Cost allocation between tolled facilities (TNB, SR 520 Bridge, and SR 167 HOT Lanes) will be based on the number of transactions associated with each facility and will vary based on actual facility use. These costs will be re-evaluated during the 2012 supplemental budget. Funding for the HOT lanes contracts assumes the pilot runs through the 2011-13 biennium. (Tacoma Narrows Toll Bridge Account-State, SR 520 Corridor Account-State, HOT Lanes Account-State) *One-time*

* Please see the 2011 Supplemental Transportation Budget Section for additional information.

10. **TNB Vendor Savings** - Funding is reduced for the TNB tolling operations to reflect efficiencies in contracted services. Effective February 2011, a new statewide Customer Service Center (CSC) opened and replaced the previously existing CSC. Costs for this contract will be allocated among the TNB, SR 167, and SR 520, resulting in an estimated savings for TNB of approximately \$4.5 million in the 2011-13 biennium. The savings will be achieved through a reduction in the cost of the contracted services and do not affect staffing levels. Shared costs are assumed to be allocated based on the number of transactions, so the actual reduction in costs for TNB will depend on the number of transactions at each facility and will be revisited for the 2012 supplemental budget. (Tacoma Narrows Toll Bridge Account-State) *One-time*
11. **3% Salary Cut for State Employees** - Funding for state agencies and institutions is reduced to reflect a 3 percent cost savings in employee salaries, excluding employees earning less than \$2,500 per month, student employees, and certain employees of the Washington State Patrol and WSDOT. Compensation expenditures by state institutions of higher education from non-appropriated funds are not subject to the 3 percent of salary reduction. The reduction is temporary through the 2011-13 biennium only. (various other funds) *One-time*
12. **Suspend Plan 1 Uniform COLA** - This item reflects savings from ending future automatic benefit increases in the Public Employees' Retirement System Plan 1 and the Teachers' Retirement System Plan 1. The basic minimum benefit amount in the plans is not affected, and the alternative minimum benefit is raised to \$1,500 per month. (various other funds) *Ongoing*

**Department of Transportation
Program C - Information Technology**

Total Appropriated Funds
(Dollars in Thousands)

	<u>Enacted</u>
2009-11 Expenditure Authority	74,604
2011 Supplemental *	-1,604
Total 2009-11 Biennium	73,000
<hr/>	
2011-13 Maintenance Level	73,511
Policy Changes - Non-Comp	
1. Budget Systems Support	502
2. Stormwater Permit Compliance	210
3. Reduce IT Support	-3,500
4. COP Debt Service - Timekeeping Syst	1,667
Policy -- Non-Comp Total	-1,121
Policy Changes - Comp	
5. Average Final Compensation Adjust	7
6. 3% Salary Cut for State Employees	-1,162
7. Suspend Plan 1 Uniform COLA	-652
8. Retire-Rehire Changes (State)	-3
Policy -- Comp Total	-1,810
Total 2011-13 Biennium	70,580

Comments:

The Office of Information Technology is responsible for developing and maintaining information systems that support the Washington State Department of Transportation's (WSDOT's) operations and program delivery. This program operates, preserves, and maintains WSDOT's information technology (IT) infrastructure, including equipment acquisition and installation, mainframe and server operations, technical support and Internet operations, network management, personal computer support, business application development, and data/telecommunications.

1. **Budget Systems Support** - Funding is transferred to support the Office of Financial Management's Transportation Executive Information System at WSDOT. (Motor Vehicle Account-State) *Ongoing*
2. **Stormwater Permit Compliance** - Funding is provided to continue implementation of the Department's statewide stormwater management responsibilities to meet the requirements of the stormwater permit issued by the Department of Ecology in February 2009. (Motor Vehicle Account-State) *Ongoing*
3. **Reduce IT Support** - Funding is reduced for information technology (IT) support for transportation projects, programs, and services to achieve savings. (Motor Vehicle Account-State) *Ongoing*
4. **COP Debt Service - Timekeeping Syst** - Funding is provided for certificate of participation (COP) debt service payments for the 2011-13 acquisition and implementation of the DOT time, leave, and labor distribution system that is integrated with the

state's accounting and human resource management systems. The terms of the COP is 10 years. (Motor Vehicle Account-State) *Ongoing*

5. **Average Final Compensation Adjust** - Funding is provided for the pension rate impacts from adjusting Average Final Compensation for state or local government employee members of the state retirement systems who have reduced compensation during the 2011-13 fiscal biennium due to reduced work hours, mandatory leave without pay, temporary layoffs, or salary reductions that affect pension benefit calculations and would otherwise have reduced benefits, pursuant to Chapter 5, Laws of 2011, 1st sp.s. (HB 2070 - Average Final Compensation for State and Local Government Employees). (various other funds) *Ongoing*
6. **3% Salary Cut for State Employees** - Funding for state agencies and institutions is reduced to reflect a 3 percent cost savings in employee salaries, excluding employees earning less than \$2,500 per month, student employees, and certain employees of the Washington State Patrol and WSDOT. Compensation expenditures by state institutions of higher education from non-appropriated funds are not subject to the 3 percent of salary reduction. The reduction is temporary through the 2011-13 biennium only. (various other funds) *One-time*
7. **Suspend Plan 1 Uniform COLA** - This item reflects savings from ending future automatic benefit increases in the Public Employees' Retirement System Plan 1 and the Teachers' Retirement System Plan 1. The basic minimum benefit amount

Department of Transportation
Program C - Information Technology

in the plans is not affected, and the alternative minimum benefit is raised to \$1,500 per month. (various other funds)

Ongoing

8. **Retire-Rehire Changes (State)** - Employer contribution rates to the Public Employees' Retirement System and the Teachers' Retirement System are reduced to reflect savings from reduced pension benefit costs through implementing Chapter 47, Laws of 2011, 1st sp.s. (ESHB 1981 - Higher Education Retirement Plan and Post-Retirement Employment). (various other funds)

Ongoing

* Please see the 2011 Supplemental Transportation Budget Section for additional information.

**Department of Transportation
Program D - Facilities - Operating**

Total Appropriated Funds
(Dollars in Thousands)

	<u>Enacted</u>
2009-11 Expenditure Authority	25,292
2011 Supplemental *	-653
Total 2009-11 Biennium	24,639
<hr/>	
2011-13 Maintenance Level	26,264
Policy Changes - Non-Comp	
1. Stormwater Permit Compliance	850
2. Reduce Preventive Maint-Facilities	-1,263
Policy -- Non-Comp Total	-413
Policy Changes - Comp	
3. Average Final Compensation Adjust	2
4. 3% Salary Cut for State Employees	-274
5. Suspend Plan 1 Uniform COLA	-159
Policy -- Comp Total	-431
Total 2011-13 Biennium	25,420

Comments:

This activity operates, maintains, and is responsible for capital improvements and preservation of 946 Department-owned buildings and structures at 296 separate sites across the state. Sites include region headquarters, maintenance shops, project engineer offices, laboratories, materials storage sites, communication sites, pits, quarries, and stock pile storage areas.

1. **Stormwater Permit Compliance** - Funding is provided to continue implementation of the Department's statewide stormwater management responsibilities to meet the requirements of the stormwater permit issued by the Department of Ecology in February 2009. (Motor Vehicle Account-State) *Ongoing*
2. **Reduce Preventive Maint-Facilities** - Funding for preventative maintenance on 2.6 million square feet of agency facilities assets is reduced. (Motor Vehicle Account-State) *Ongoing*
3. **Average Final Compensation Adjust** - Funding is provided for the pension rate impacts from adjusting Average Final Compensation for state or local government employee members of the state retirement systems who have reduced compensation during the 2011-13 fiscal biennium due to reduced work hours, mandatory leave without pay, temporary layoffs, or salary reductions that affect pension benefit calculations and would otherwise have reduced benefits, pursuant to Chapter 5, Laws of 2011, 1st sp.s. (HB 2070 - Average Final Compensation for State and Local Government Employees). (various other funds) *Ongoing*
4. **3% Salary Cut for State Employees** - Funding for state agencies and institutions is reduced to reflect a 3 percent cost

savings in employee salaries, excluding employees earning less than \$2,500 per month, student employees, and certain employees of the Washington State Patrol and the Washington State Department of Transportation. Compensation expenditures by state institutions of higher education from non-appropriated funds are not subject to the 3 percent of salary reduction. The reduction is temporary through the 2011-13 biennium only. (various other funds) *One-time*

5. **Suspend Plan 1 Uniform COLA** - This item reflects savings from ending future automatic benefit increases in the Public Employees' Retirement System Plan 1 and the Teachers' Retirement System Plan 1. The basic minimum benefit amount in the plans is not affected, and the alternative minimum benefit is raised to \$1,500 per month. (various other funds) *Ongoing*

* Please see the 2011 Supplemental Transportation Budget Section for additional information.

Department of Transportation
Program D - Facilities - Capital
 Total Appropriated Funds
 (Dollars in Thousands)

	Enacted
2009-11 Expenditure Authority	4,810
2011 Supplemental *	-187
Total 2009-11 Biennium	4,623
<hr/>	
2011-13 Maintenance Level	0
Policy Changes - Non-Comp	
1. Capital Projects	5,033
2. Stormwater Permit Compliance	400
Policy -- Non-Comp Total	5,433
Total 2011-13 Biennium	5,433

Comments:

This activity includes replacement, preservation, and improvements to the Department's buildings and related sites. It focuses on providing a safe and efficient work environment by preserving the Department's assets. The activity also performs preservation projects such as roof replacements, site environmental cleanups, and other code compliance requirements for facilities.

1. **Capital Projects** - Funding is provided for capital facilities preservation. (Motor Vehicle Account-State) *One-time*
2. **Stormwater Permit Compliance** - Funding is provided to continue implementation of the Department's statewide stormwater management responsibilities to meet the requirements of the stormwater permit issued by the Department of Ecology in February 2009. (Motor Vehicle Account-State) *One-time*

* Please see the 2011 Supplemental Transportation Budget Section for additional information.

Department of Transportation
Program F - Aviation
Total Appropriated Funds
(Dollars in Thousands)

	Enacted
2009-11 Expenditure Authority	8,110
2011 Supplemental *	-199
Total 2009-11 Biennium	7,911
<hr/>	
2011-13 Maintenance Level	8,216
Policy Changes - Comp	
1. 3% Salary Cut for State Employees	-44
2. Suspend Plan 1 Uniform COLA	-26
Policy -- Comp Total	-70
Total 2011-13 Biennium	8,146

Comments:

The Aviation Division's primary function is the preservation of public airports at the local level and maintaining the 16 state-owned airports. The division's key programs include: an Airport Aid Grant Program, aviation planning, coordination of air search and rescue operations, and aircraft registration. State and federal grants and technical assistance are provided to municipalities for capital projects at public use airports. Projects include runway paving, resurfacing, and crack sealing.

1. **3% Salary Cut for State Employees** - Funding for state agencies and institutions is reduced to reflect a 3 percent cost savings in employee salaries, excluding employees earning less than \$2,500 per month, student employees, and certain employees of the Washington State Patrol and the Washington State Department of Transportation. Compensation expenditures by state institutions of higher education from non-appropriated funds are not subject to the 3 percent of salary reduction. The reduction is temporary through the 2011-13 biennium only. (various other funds) *One-time*
2. **Suspend Plan 1 Uniform COLA** - This item reflects savings from ending future automatic benefit increases in the Public Employees' Retirement System Plan 1 and the Teachers' Retirement System Plan 1. The basic minimum benefit amount in the plans is not affected, and the alternative minimum benefit is raised to \$1,500 per month. (various other funds) *Ongoing*

* Please see the 2011 Supplemental Transportation Budget Section for additional information.

**Department of Transportation
Program H - Program Delivery Mgmt & Support**

Total Appropriated Funds
(Dollars in Thousands)

	<u>Enacted</u>
2009-11 Expenditure Authority	47,656
2011 Supplemental *	-1,687
Total 2009-11 Biennium	45,969
<hr/>	
2011-13 Maintenance Level	49,414
Policy Changes - Non-Comp	
1. Stormwater Permit Compliance	3,754
2. Reduce Prog Del Mgmt & Supp Funding	-5,000
Policy -- Non-Comp Total	-1,246
Policy Changes - Comp	
3. Average Final Compensation Adjust	6
4. 3% Salary Cut for State Employees	-1,102
5. Suspend Plan 1 Uniform COLA	-626
6. Retire-Rehire Changes (State)	-3
Policy -- Comp Total	-1,725
Total 2011-13 Biennium	46,443

Comments:

The Program Delivery Management and Support Program provides construction management and support to headquarters and the six regions. Regional activities include executive management, human resources, finance, and administrative support. Headquarters activities include executive management and support for construction, design, real estate services, bridge and structures, environmental services, and program development. Statewide safety administration is also included.

1. **Stormwater Permit Compliance** - Funding is provided to continue implementation of the Department's statewide stormwater management responsibilities to meet the requirements of the stormwater permit issued by the Department of Ecology in February 2009. (Motor Vehicle Account-State) *Ongoing*
2. **Reduce Prog Del Mgmt & Supp Funding** - Funding is reduced for statewide program delivery management and support. (Motor Vehicle Account-State) *Ongoing*
3. **Average Final Compensation Adjust** - Funding is provided for the pension rate impacts from adjusting Average Final Compensation for state or local government employee members of the state retirement systems who have reduced compensation during the 2011-13 fiscal biennium due to reduced work hours, mandatory leave without pay, temporary layoffs, or salary reductions that affect pension benefit calculations and would otherwise have reduced benefits, pursuant to Chapter 5, Laws of 2011, 1st sp.s. (HB 2070 - Average Final Compensation for State and Local Government Employees). (various other funds) *Ongoing*

4. **3% Salary Cut for State Employees** - Funding for state agencies and institutions is reduced to reflect a 3 percent cost savings in employee salaries, excluding employees earning less than \$2,500 per month, student employees, and certain employees of the Washington State Patrol and the Washington State Department of Transportation. Compensation expenditures by state institutions of higher education from non-appropriated funds are not subject to the 3 percent of salary reduction. The reduction is temporary through the 2011-13 biennium only. (various other funds) *One-time*
5. **Suspend Plan 1 Uniform COLA** - This item reflects savings from ending future automatic benefit increases in the Public Employees' Retirement System Plan 1 and the Teachers' Retirement System Plan 1. The basic minimum benefit amount in the plans is not affected, and the alternative minimum benefit is raised to \$1,500 per month. (various other funds) *Ongoing*
6. **Retire-Rehire Changes (State)** - Employer contribution rates to the Public Employees' Retirement System and the Teachers' Retirement System are reduced to reflect savings from reduced pension benefit costs through implementing Chapter 47, Laws of 2011, 1st sp.s. (ESHB 1981 - Higher Education Retirement Plan and Post-Retirement Employment). (various other funds) *Ongoing*

* Please see the 2011 Supplemental Transportation Budget Section for additional information.

Department of Transportation
Program I - Highway Construction/Improvements
Total Appropriated Funds
(Dollars in Thousands)

	<u>Enacted</u>
2009-11 Expenditure Authority	3,368,839
2011 Supplemental *	-509,381
Total 2009-11 Biennium	2,859,458
<hr/>	
2011-13 Maintenance Level	0
Policy Changes - Non-Comp	
1. Capital Projects	3,951,113
2. Short-Term Bond Sale	83,215
Policy -- Non-Comp Total	4,034,328
Total 2011-13 Biennium	4,034,328

Comments:

The Highway Construction/Improvements Program includes projects that increase the capacity of state highways to move vehicles, freight and goods; correct highway safety deficiencies; and reduce environmental impacts resulting from highway construction projects.

1. **Capital Projects** - Funding is provided for capital projects that increase highway capacity, reduce congestion, increase mobility, and prevent collisions. (various accounts) *Ongoing*
2. **Short-Term Bond Sale** - Funding authority is provided for a short-term bond issue for the purpose of leveling the debt service associated with the Build America Bonds previously issued. (Transportation Partnership Account-State) *Ongoing*

* Please see the 2011 Supplemental Transportation Budget Section for additional information.

**Department of Transportation
Program K - Public/Private Partnership - Operating**

Total Appropriated Funds
(Dollars in Thousands)

	Enacted
2009-11 Expenditure Authority	873
2011 Supplemental *	-140
Total 2009-11 Biennium	733
<hr/>	
2011-13 Maintenance Level	602
Policy Changes - Non-Comp	
1. Legal Analysis	20
2. Ferry Terminal Joint Development	110
Policy -- Non-Comp Total	130
Policy Changes - Comp	
3. 3% Salary Cut for State Employees	-14
4. Suspend Plan 1 Uniform COLA	-7
Policy -- Comp Total	-21
Total 2011-13 Biennium	711

Comments:

The Transportation Economic Partnership Program provides funding to foster partnerships with private firms to develop and operate needed transportation facilities throughout the state. The program funds administration and program support for economic partnership activities in the Washington State Department of Transportation (WSDOT) and provides a point of contact for businesses and private individuals to gain information about Departmental programs.

4. **Suspend Plan 1 Uniform COLA** - This item reflects savings from ending future automatic benefit increases in the Public Employees' Retirement System Plan 1 and the Teachers' Retirement System Plan 1. The basic minimum benefit amount in the plans is not affected, and the alternative minimum benefit is raised to \$1,500 per month. (various other funds) *Ongoing*

1. **Legal Analysis** - Funding is provided to develop model legislation regarding non-tolled and tolled projects, including obtaining any necessary subject matter expertise. A report must be submitted to the Joint Transportation Committee, the Office of Financial Management, and the Transportation Commission. (Motor Vehicle Account-State) *One-time*
2. **Ferry Terminal Joint Development** - Funding is reappropriated from the program's 2009-11 appropriation into the 2011-13 biennium. Funding will be used by the Department to pursue public private partnership opportunities at ferry terminals. (Multimodal Transportation Account-State) *One-time*
3. **3% Salary Cut for State Employees** - Funding for state agencies and institutions is reduced to reflect a 3 percent cost savings in employee salaries, excluding employees earning less than \$2,500 per month, student employees, and certain employees of the Washington State Patrol and WSDOT. Compensation expenditures by state institutions of higher education from non-appropriated funds are not subject to the 3 percent of salary reduction. The reduction is temporary through the 2011-13 biennium only. (various other funds) *One-time*

* Please see the 2011 Supplemental Transportation Budget Section for additional information.

**Department of Transportation
Program M - Highway Maintenance and Operations**

Total Appropriated Funds
(Dollars in Thousands)

	Enacted
2009-11 Expenditure Authority	360,442
2011 Supplemental *	4,333
Total 2009-11 Biennium	364,775
<hr/>	
2011-13 Maintenance Level	375,913
Policy Changes - Non-Comp	
1. Stormwater Permit Compliance	4,530
2. Highway Maintenance Backlog	6,884
3. Lapse - 2ESSB 5251	-500
Policy -- Non-Comp Total	10,914
Policy Changes - Comp	
4. Average Final Compensation Adjust	31
5. 3% Salary Cut for State Employees	-5,351
6. Suspend Plan 1 Uniform COLA	-3,057
7. Retire-Rehire Changes (State)	-15
Policy -- Comp Total	-8,392
Total 2011-13 Biennium	378,435

Comments:

The Highway Maintenance Program administers the routine functions related to maintaining the state highway system. The primary function and objective of this program is to maintain the highway infrastructure in good working order and to keep people and goods moving through inclement weather and natural disasters.

1. **Stormwater Permit Compliance** - Funding is provided to continue implementation of the Department's statewide stormwater management responsibilities to meet the requirements of the stormwater permit issued by the Department of Ecology in February 2009. (Motor Vehicle Account-State) *Ongoing*
2. **Highway Maintenance Backlog** - Funding is provided to address the backlog of highway maintenance projects. High priority maintenance needs will be addressed. Included in the funding is a one-time amount of \$1,219,000 for the purchase of new equipment. Of the ongoing funding, \$500,000 is contingent on the passage of 2ESSB 5251 (Electric Vehicle License Fee). 2ESSB 5251 did not pass. Please see lapse item below. (Motor Vehicle Account-State) *Ongoing*
3. **Lapse - 2ESSB 5251** - Funding for the highway maintenance backlog is reduced due to the failure of 2ESSB 5251. (Motor Vehicle Account-State) *Ongoing*
4. **Average Final Compensation Adjust** - Funding is provided for the pension rate impacts from adjusting Average Final Compensation for state or local government employee members of the state retirement systems who have reduced compensation during the 2011-13 fiscal biennium due to

- reduced work hours, mandatory leave without pay, temporary layoffs, or salary reductions that affect pension benefit calculations and would otherwise have reduced benefits, pursuant to Chapter 5, Laws of 2011, 1st sp.s. (HB 2070 - Average Final Compensation for State and Local Government Employees). (various other funds) *Ongoing*
5. **3% Salary Cut for State Employees** - Funding for state agencies and institutions is reduced to reflect a 3 percent cost savings in employee salaries, excluding employees earning less than \$2,500 per month, student employees, and certain employees of the Washington State Patrol and the Washington State Department of Transportation. Compensation expenditures by state institutions of higher education from non-appropriated funds are not subject to the 3 percent of salary reduction. The reduction is temporary through the 2011-13 biennium only. (various other funds) *One-time*
6. **Suspend Plan 1 Uniform COLA** - This item reflects savings from ending future automatic benefit increases in the Public Employees' Retirement System Plan 1 and the Teachers' Retirement System Plan 1. The basic minimum benefit amount in the plans is not affected, and the alternative minimum benefit is raised to \$1,500 per month. (various other funds) *Ongoing*
7. **Retire-Rehire Changes (State)** - Employer contribution rates to the Public Employees' Retirement System and the Teachers' Retirement System are reduced to reflect savings from reduced pension benefit costs through implementing Chapter 47, Laws of 2011, 1st sp.s. (ESHB 1981 - Higher Education Retirement Plan and Post-Retirement Employment). (various other funds) *Ongoing*

Department of Transportation
Program M - Highway Maintenance and Operations

* Please see the 2011 Supplemental Transportation Budget
Section for additional information.

Department of Transportation
Program P - Highway Construction/Preservation
 Total Appropriated Funds
 (Dollars in Thousands)

	Enacted
2009-11 Expenditure Authority	760,626
2011 Supplemental *	-39,884
Total 2009-11 Biennium	720,742
<hr/>	
2011-13 Maintenance Level	0
Policy Changes - Non-Comp	
1. Capital Projects	753,714
Policy -- Non-Comp Total	753,714
Total 2011-13 Biennium	753,714

Comments:

The Highway Preservation Program preserves the structural integrity of the state highway system. Projects include preservation or rehabilitation of existing roadway pavements, bridges, and other structures and facilities.

1. **Capital Projects** - Funding is provided for capital projects that repair, repave, and restripe state-owned highways. These projects also restore existing safety features. (various accounts) *Ongoing*

* Please see the 2011 Supplemental Transportation Budget Section for additional information.

Department of Transportation
Program Q - Traffic Operations - Operating

Total Appropriated Funds
(Dollars in Thousands)

	<u>Enacted</u>
2009-11 Expenditure Authority	53,305
2011 Supplemental *	-1,364
Total 2009-11 Biennium	51,941
<hr/>	
2011-13 Maintenance Level	55,198
Policy Changes - Non-Comp	
1. Reduce Traffic Ops Svcs & Support	-3,000
2. Pilot Tow Truck Incentive Program	145
Policy -- Non-Comp Total	-2,855
Policy Changes - Comp	
3. Average Final Compensation Adjust	6
4. 3% Salary Cut for State Employees	-1,003
5. Suspend Plan 1 Uniform COLA	-569
6. Retire-Rehire Changes (State)	-3
Policy -- Comp Total	-1,569
Total 2011-13 Biennium	50,774

Comments:

The Traffic Operations Program - Operating uses traffic control devices and regulatory traffic measures to maximize highway capacity and safety. This program also includes incident response and low-cost enhancements.

1. **Reduce Traffic Ops Svcs & Support** - Funding is reduced for the Department's Traffic Operations Program. (Motor Vehicle Account-State) *Ongoing*
2. **Pilot Tow Truck Incentive Program** - Funding is provided for continuation of the tow truck incentive project to help reduce clearance times and congestion associated with heavy truck incidents and to improve travel time reliability for motorists throughout the state. (Motor Vehicle Account-State) *One-time*
3. **Average Final Compensation Adjust** - Funding is provided for the pension rate impacts from adjusting Average Final Compensation for state or local government employee members of the state retirement systems who have reduced compensation during the 2011-13 fiscal biennium due to reduced work hours, mandatory leave without pay, temporary layoffs, or salary reductions that affect pension benefit calculations and would otherwise have reduced benefits, pursuant to Chapter 5, Laws of 2011, 1st sp.s. (HB 2070 - Average Final Compensation for State and Local Government Employees). (various other funds) *Ongoing*
4. **3% Salary Cut for State Employees** - Funding for state agencies and institutions is reduced to reflect a 3 percent cost savings in employee salaries, excluding employees earning less than \$2,500 per month, student employees, and certain employees of the Washington State Patrol and the Washington

- State Department of Transportation. Compensation expenditures by state institutions of higher education from non-appropriated funds are not subject to the 3 percent of salary reduction. The reduction is temporary through the 2011-13 biennium only. (various other funds) *One-time*
5. **Suspend Plan 1 Uniform COLA** - This item reflects savings from ending future automatic benefit increases in the Public Employees' Retirement System Plan 1 and the Teachers' Retirement System Plan 1. The basic minimum benefit amount in the plans is not affected, and the alternative minimum benefit is raised to \$1,500 per month. (various other funds) *Ongoing*
 6. **Retire-Rehire Changes (State)** - Employer contribution rates to the Public Employees' Retirement System and the Teachers' Retirement System are reduced to reflect savings from reduced pension benefit costs through implementing Chapter 47, Laws of 2011, 1st sp.s. (ESHB 1981 - Higher Education Retirement Plan and Post-Retirement Employment). (various other funds) *Ongoing*

* Please see the 2011 Supplemental Transportation Budget Section for additional information.

Department of Transportation
Program Q - Traffic Operations - Capital
Total Appropriated Funds
(Dollars in Thousands)

	<u>Enacted</u>
2009-11 Expenditure Authority	26,368
2011 Supplemental *	-7,935
Total 2009-11 Biennium	18,433
<hr/>	
2011-13 Maintenance Level	0
Policy Changes - Non-Comp	
1. Capital Projects	12,039
Policy -- Non-Comp Total	12,039
Total 2011-13 Biennium	12,039

Comments:

The Traffic Operations Capital Program constructs projects that improve traveler information and apply advanced technology to the transportation system. Examples include traffic cameras, variable message signs, highway advisory radios, ramp meters, traffic data collectors, and traffic management centers.

1. **Capital Projects** - Funding is provided for capital projects that improve commercial vehicle operations, traveler information, and safety and congestion relief by applying advanced technology solutions to transportation. (Motor Vehicle Account-State, Motor Vehicle Account-Federal) *One-time*

* Please see the 2011 Supplemental Transportation Budget Section for additional information.

Department of Transportation
Program S - Transportation Management and Support

Total Appropriated Funds
(Dollars in Thousands)

	<u>Enacted</u>
2009-11 Expenditure Authority	29,733
2011 Supplemental *	-500
Total 2009-11 Biennium	29,233
<hr/>	
2011-13 Maintenance Level	30,913
Policy Changes - Non-Comp	
1. Reduce Business and Admin Support	-1,480
Policy -- Non-Comp Total	-1,480
Policy Changes - Comp	
2. Average Final Compensation Adjust	4
3. 3% Salary Cut for State Employees	-719
4. Suspend Plan 1 Uniform COLA	-405
5. Retire-Rehire Changes (State)	-2
Policy -- Comp Total	-1,122
Total 2011-13 Biennium	28,311

Comments:

The Transportation Management and Support Program provides agency-wide executive management and support.

1. **Reduce Business and Admin Support** - Funding is reduced for business and administrative support activities that have the least operational impact to the delivery of transportation projects, programs, and services. (Motor Vehicle Account-State) *Ongoing*
2. **Average Final Compensation Adjust** - Funding is provided for the pension rate impacts from adjusting Average Final Compensation for state or local government employee members of the state retirement systems who have reduced compensation during the 2011-13 fiscal biennium due to reduced work hours, mandatory leave without pay, temporary layoffs, or salary reductions that affect pension benefit calculations and would otherwise have reduced benefits, pursuant to Chapter 5, Laws of 2011, 1st sp.s. (HB 2070 - Average Final Compensation for State and Local Government Employees). (various other funds) *Ongoing*
3. **3% Salary Cut for State Employees** - Funding for state agencies and institutions is reduced to reflect a 3 percent cost savings in employee salaries, excluding employees earning less than \$2,500 per month, student employees, and certain employees of the Washington State Patrol and the Washington State Department of Transportation. Compensation expenditures by state institutions of higher education from non-appropriated funds are not subject to the 3 percent of salary reduction. The reduction is temporary through the 2011-13 biennium only. (various other funds) *One-time*
4. **Suspend Plan 1 Uniform COLA** - This item reflects savings from ending future automatic benefit increases in the Public

- Employees' Retirement System Plan 1 and the Teachers' Retirement System Plan 1. The basic minimum benefit amount in the plans is not affected, and the alternative minimum benefit is raised to \$1,500 per month. (various other funds) *Ongoing*
5. **Retire-Rehire Changes (State)** - Employer contribution rates to the Public Employees' Retirement System and the Teachers' Retirement System are reduced to reflect savings from reduced pension benefit costs through implementing Chapter 47, Laws of 2011, 1st sp.s. (ESHB 1981 - Higher Education Retirement Plan and Post-Retirement Employment). (various other funds) *Ongoing*

* Please see the 2011 Supplemental Transportation Budget Section for additional information.

Department of Transportation
Program T - Transportation Planning, Data, & Research

Total Appropriated Funds
(Dollars in Thousands)

	<u>Enacted</u>
2009-11 Expenditure Authority	52,433
2011 Supplemental *	-571
Total 2009-11 Biennium	51,862
<hr/>	
2011-13 Maintenance Level	50,650
Policy Changes - Non-Comp	
1. Whatcom Council of Governments	750
2. Reduce Planning & Research Funding	-2,000
3. Freight Database	200
Policy -- Non-Comp Total	-1,050
Policy Changes - Comp	
4. Average Final Compensation Adjust	5
5. 3% Salary Cut for State Employees	-878
6. Suspend Plan 1 Uniform COLA	-499
7. Retire-Rehire Changes (State)	-2
Policy -- Comp Total	-1,374
Total 2011-13 Biennium	48,226

Comments:

The Transportation Planning, Data, and Research Program provides management for, and coordination and support of, multimodal transportation planning, data, and research.

1. **Whatcom Council of Governments** - Funding is provided from the federal Coordinated Border Infrastructure Program for the Whatcom Council of Governments to continue their work and support for the international mobility and trade corridor project. (Motor Vehicle Account-Federal) *One-time*
2. **Reduce Planning & Research Funding** - Funding is reduced for operating activities in the planning program, including elimination of all non-essential travel, a reduction of 4.4 FTEs, and delayed work on several statewide plans, including the multimodal transportation plan. (Motor Vehicle Account-State, Multimodal Transportation Account-State) *Ongoing*
3. **Freight Database** - Funding is provided to continue the freight database and to continue GPS data collection in Puget Sound that began in 2009. (Motor Vehicle Account-State) *One-time*
4. **Average Final Compensation Adjust** - Funding is provided for the pension rate impacts from adjusting Average Final Compensation for state or local government employee members of the state retirement systems who have reduced compensation during the 2011-13 fiscal biennium due to reduced work hours, mandatory leave without pay, temporary layoffs, or salary reductions that affect pension benefit calculations and would otherwise have reduced benefits, pursuant to Chapter 5, Laws of 2011, 1st sp.s. (HB 2070 - Average Final Compensation for State and Local Government Employees). (various other funds) *Ongoing*

5. **3% Salary Cut for State Employees** - Funding for state agencies and institutions is reduced to reflect a 3 percent cost savings in employee salaries, excluding employees earning less than \$2,500 per month, student employees, and certain employees of the Washington State Patrol and the Washington State Department of Transportation. Compensation expenditures by state institutions of higher education from non-appropriated funds are not subject to the 3 percent of salary reduction. The reduction is temporary through the 2011-13 biennium only. (various other funds) *One-time*
6. **Suspend Plan 1 Uniform COLA** - This item reflects savings from ending future automatic benefit increases in the Public Employees' Retirement System Plan 1 and the Teachers' Retirement System Plan 1. The basic minimum benefit amount in the plans is not affected, and the alternative minimum benefit is raised to \$1,500 per month. (various other funds) *Ongoing*
7. **Retire-Rehire Changes (State)** - Employer contribution rates to the Public Employees' Retirement System and the Teachers' Retirement System are reduced to reflect savings from reduced pension benefit costs through implementing Chapter 47, Laws of 2011, 1st sp.s. (ESHB 1981 - Higher Education Retirement Plan and Post-Retirement Employment). (various other funds) *Ongoing*

* Please see the 2011 Supplemental Transportation Budget Section for additional information.

Department of Transportation
Program U - Charges from Other Agencies
Total Appropriated Funds
(Dollars in Thousands)

	<u>Enacted</u>
2009-11 Expenditure Authority	88,292
<hr/>	
2011-13 Maintenance Level	86,170
Policy Changes - Non-Comp	
1. Data Center	<u>2,759</u>
Policy -- Non-Comp Total	2,759
Total 2011-13 Biennium	88,929

Comments:

The Charges From Other Agencies Program pays for statewide overhead activity costs that are allocated to each agency, such as: State Auditor; Archives and Records Management; General Administration (GA) Facilities & Services; GA Consolidated Mail; Department of Personnel; Risk Management; Attorney General; Office of Financial Management; and others.

1. **Data Center** - Funding is provided for the Department's share of the cost to design, acquire, and install infrastructure (cabling, cabinets, and fiber connectivity) for the new state data center. These funds will also pay for setting up existing data center infrastructure (network, storage, security, servers, mainframe and tape backup, and telephone equipment) in the new location. This new allocation is distributed based on the number of virtual servers for each agency. (Multimodal Transportation Account-State) *Ongoing*

**Department of Transportation
Program V - Public Transportation**

Total Appropriated Funds
(Dollars in Thousands)

	<u>Enacted</u>
2009-11 Expenditure Authority	134,539
2011 Supplemental *	-9,062
Total 2009-11 Biennium	125,477
<hr/>	
2011-13 Maintenance Level	112,881
Policy Changes - Non-Comp	
1. Flexible Carpooling	-120
2. Administrative Efficiencies	-410
3. Office of Transit Mobility	-1,292
4. State Agency CTR Program Fund Shift	650
Policy -- Non-Comp Total	-1,172
Policy Changes - Comp	
5. 3% Salary Cut for State Employees	-155
6. Suspend Plan 1 Uniform COLA	-88
Policy -- Comp Total	-243
Total 2011-13 Biennium	111,466

Comments:

The Public Transportation Program supports public transportation and trip reduction efforts throughout the state.

Retirement System Plan 1. The basic minimum benefit amount in the plans is not affected, and the alternative minimum benefit is raised to \$1,500 per month. (various other funds) *Ongoing*

- 1. Flexible Carpooling** - Funding is reduced to eliminate the remainder of the flexible carpooling pilot project. (Multimodal Transportation Account-State) *Ongoing*
- 2. Administrative Efficiencies** - Funding is reduced for administrative efficiencies. (Multimodal Transportation Account-State) *Ongoing*
- 3. Office of Transit Mobility** - Funding is reduced for the Office of Transit Mobility. (Multimodal Transportation Account-State) *Ongoing*
- 4. State Agency CTR Program Fund Shift** - Funding is provided for the state agency commute trip reduction (CTR) program, which was previously funded in the statewide capital budget. (State Vehicle Parking Account-State, Multimodal Transportation Account-State) *Ongoing*
- 5. 3% Salary Cut for State Employees** - Funding for state agencies and institutions is reduced to reflect a 3 percent cost savings in employee salaries, excluding employees earning less than \$2,500 per month, student employees, and certain employees of the Washington State Patrol and the Washington State Department of Transportation. Compensation expenditures by state institutions of higher education from non-appropriated funds are not subject to the 3 percent of salary reduction. The reduction is temporary through the 2011-13 biennium only. (various other funds) *One-time*
- 6. Suspend Plan 1 Uniform COLA** - This item reflects savings from ending future automatic benefit increases in the Public Employees' Retirement System Plan 1 and the Teachers'

* Please see the 2011 Supplemental Transportation Budget Section for additional information.

Department of Transportation
Program W - Washington State Ferries - Capital
Total Appropriated Funds
(Dollars in Thousands)

	<u>Enacted</u>
2009-11 Expenditure Authority	306,150
2011 Supplemental *	2,077
Total 2009-11 Biennium	308,227
<hr/>	
2011-13 Maintenance Level	0
Policy Changes - Non-Comp	
1. Capital Projects	230,825
2. Admin Transfer from Fund 108	52,516
Policy -- Non-Comp Total	283,341
Total 2011-13 Biennium	283,341

Comments:

The Washington State Ferries - Capital Program preserves and constructs terminals and acquires vessels. The ferry system links eight Washington counties and one Canadian province through 20 vessels and 20 terminals.

1. **Capital Projects** - Funding is provided for capital projects that preserve and improve existing ferry terminals and vessels and to acquire new vessels. (Puget Sound Capital Construction Account-State, Multimodal Transportation Account-State, various other accounts) *One-time*
2. **Admin Transfer from Fund 108** - Funding from the sale of Referendum 49 bonds for the purposes of ferry vessel and terminal capital projects is transferred from the Motor Vehicle Account to the Puget Sound Capital Construction Account. (Puget Sound Capital Construction Account-State) *Ongoing*

** Please see the 2011 Supplemental Transportation Budget Section for additional information.*

Department of Transportation
Program X - Washington State Ferries - Operating

Total Appropriated Funds
(Dollars in Thousands)

	<u>Enacted</u>
2009-11 Expenditure Authority	425,922
2011 Supplemental *	21,039
Total 2009-11 Biennium	446,961
<hr/>	
2011-13 Maintenance Level	442,509
Policy Changes - Non-Comp	
1. Fuel Rate Adjustment	57,893
2. Passenger Vessel ADA Access	706
3. Stormwater Permit Compliance	152
4. Marketing Program Reduction	-650
5. Port Townsend Reservation Assist	100
6. Marine Insurance	-4,794
7. Renegotiated CBAs Savings	-20,000
8. Administrative Cuts	-4,143
9. Reduce Service	-4,000
Policy -- Non-Comp Total	25,264
Policy Changes - Comp	
10. Average Final Compensation Adjust	38
11. 3% Salary Cut for State Employees	-450
12. Suspend Plan 1 Uniform COLA	-3,736
13. Retire-Rehire Changes (State)	-19
Policy -- Comp Total	-4,167
Total 2011-13 Biennium	463,606

Comments:

The Washington State Ferries (WSF) - Operating Program operates and maintains ferry vessels and terminals. The ferry system links eight Washington counties and one Canadian province through 22 vessels and 20 terminals. The WSF also operates a maintenance facility at Eagle Harbor.

1. **Fuel Rate Adjustment** - Funding is provided to accommodate the increase in the wholesale diesel fuel price since March 2011 as well as increased fuel consumption due to new vessels in service. The funding amount is based on a two-year exemption from the state biodiesel requirements. The Governor vetoed the exemption and instructed the WSF to use as much biodiesel as possible within the amount funded. The 2011-13 biennium budget fully funds fuel based on the consensus fuel forecast methodology. If fuel costs incurred are higher than budgeted amounts, the Transportation Commission may implement a fuel surcharge to cover those amounts. If the Commission implements a fuel surcharge, the surcharge should follow the business plan portrayed in the February 2011 Updated Report on Fuel Cost Mitigation Plan developed by the Washington State Department of Transportation (WSDOT) Ferries Division. (Puget Sound Ferry Operations Account-State) *Ongoing*

2. **Passenger Vessel ADA Access** - Funding is provided to comply with new federal Americans with Disabilities Act (ADA) regulations, effective January 3, 2011, concerning ferry vessel and ferry terminal access for passengers with disabilities. (Puget Sound Ferry Operations Account-State) *Ongoing*
3. **Stormwater Permit Compliance** - Funding is provided to continue implementation of the Department's statewide stormwater management responsibilities to meet the requirements of the stormwater permit issued by the Department of Ecology in February 2009. (Puget Sound Ferry Operations Account-State) *Ongoing*
4. **Marketing Program Reduction** - Funding for the marketing program is reduced. The remaining funds in the program are to be used for Washington State Ferries to enter into agreements with local economic development or tourism agencies. Funds are to be used to increase tourist and recreation riders on ferry routes. (Puget Sound Ferry Operations Account-State) *Ongoing*
5. **Port Townsend Reservation Assist** - Funding is provided to assist the Port Townsend-Coupeville ferry run with additional usage of the existing reservation system given two vessels will be serving the route in the summer months. Funding is

Department of Transportation
Program X - Washington State Ferries - Operating

- provided for the 2011-13 biennium only. (Puget Sound Ferry Operations Account-State) *One-time*
6. **Marine Insurance** - Funding is reduced to reflect the transfer of authority for the purchase of marine insurance to the Office of Financial Management. (Puget Sound Ferry Operations Account-State) *Ongoing*
 7. **Renegotiated CBAs Savings** - Funding is reduced for the estimated savings attributed to the renegotiated Collective Bargaining Agreements (CBAs) between the Governor and a coalition of marine employee unions. (Puget Sound Ferry Operations Account-State) *One-time*
 8. **Administrative Cuts** - Funding is reduced by \$4.143 million for ferries finance and administration, planning, engineering, human resources, communications, marketing, customer programs, and other operating functions. Also included are reductions in overtime, maintenance, training, planning studies, eelgrass monitoring, and leases. (Puget Sound Ferry Operations Account-State) *Ongoing*
 9. **Reduce Service** - Funding is reduced for vessel operations (ferry service). However, per applicable proviso language, because SHB 2053 (additive transportation funding) was not enacted, the Legislature is directed to restore the \$4.0 million and reduce an identical amount from the Washington State Ferries Capital budget for the second 144-car class vessel. The restoration is expected in the next supplemental budget. (Puget Sound Ferry Operations Account-State) *Ongoing*
 10. **Average Final Compensation Adjust** - Funding is provided for the pension rate impacts from adjusting Average Final Compensation for state or local government employee members of the state retirement systems who have reduced compensation during the 2011-13 fiscal biennium due to reduced work hours, mandatory leave without pay, temporary layoffs, or salary reductions that affect pension benefit calculations and would otherwise have reduced benefits, pursuant to Chapter 5, Laws of 2011, 1st sp.s. (HB 2070 - Average Final Compensation for State and Local Government Employees). (various other funds) *Ongoing*
 11. **3% Salary Cut for State Employees** - Funding for state agencies and institutions is reduced to reflect a 3 percent cost savings in employee salaries, excluding employees earning less than \$2,500 per month, student employees, and certain employees of the Washington State Patrol and WSDOT. Compensation expenditures by state institutions of higher education from non-appropriated funds are not subject to the 3 percent of salary reduction. The reduction is temporary through the 2011-13 biennium only. (various other funds) *One-time*
 12. **Suspend Plan 1 Uniform COLA** - This item reflects savings from ending future automatic benefit increases in the Public Employees' Retirement System Plan 1 and the Teachers' Retirement System Plan 1. The basic minimum benefit amount in the plans is not affected, and the alternative minimum benefit is raised to \$1,500 per month. (various other funds) *Ongoing*
 13. **Retire-Rehire Changes (State)** - Employer contribution rates to the Public Employees' Retirement System and the Teachers'

Retirement System are reduced to reflect savings from reduced pension benefit costs through implementing Chapter 47, Laws of 2011, 1st sp.s. (ESHB 1981 - Higher Education Retirement Plan and Post-Retirement Employment). (various other funds) *Ongoing*

* Please see the 2011 Supplemental Transportation Budget Section for additional information.

**Department of Transportation
Program Y - Rail - Operating**

Total Appropriated Funds
(Dollars in Thousands)

	<u>Enacted</u>
2009-11 Expenditure Authority	37,371
2011-13 Maintenance Level	37,776
Policy Changes - Non-Comp	
1. Reduced Rail Operations Funding	-288
2. Amtrak Credit Savings	-7,500
Policy -- Non-Comp Total	-7,788
Policy Changes - Comp	
3. 3% Salary Cut for State Employees	-48
4. Suspend Plan 1 Uniform COLA	-28
Policy -- Comp Total	-76
Total 2011-13 Biennium	29,912

Comments:

The Rail - Operating Program manages, coordinates, and supports passenger and freight rail in cooperation with Amtrak and other rail lines.

* Please see the 2011 Supplemental Transportation Budget Section for additional information.

1. **Reduced Rail Operations Funding** - Funding is reduced by eliminating consulting services and reducing goods and services and travel expenditures. (Multimodal Transportation Account-State) *Ongoing*
2. **Amtrak Credit Savings** - Funding is reduced to reflect the projected \$7.5 million credit for the Amtrak Cascades passenger rail service sponsored by the state. (Multimodal Transportation Account-State) *Ongoing*
3. **3% Salary Cut for State Employees** - Funding for state agencies and institutions is reduced to reflect a 3 percent cost savings in employee salaries, excluding employees earning less than \$2,500 per month, student employees, and certain employees of the Washington State Patrol and the Washington State Department of Transportation. Compensation expenditures by state institutions of higher education from non-appropriated funds are not subject to the 3 percent of salary reduction. The reduction is temporary through the 2011-13 biennium only. (various other funds) *One-time*
4. **Suspend Plan 1 Uniform COLA** - This item reflects savings from ending future automatic benefit increases in the Public Employees' Retirement System Plan 1 and the Teachers' Retirement System Plan 1. The basic minimum benefit amount in the plans is not affected, and the alternative minimum benefit is raised to \$1,500 per month. (various other funds) *Ongoing*

Department of Transportation
Program Y - Rail - Capital

Total Appropriated Funds
(Dollars in Thousands)

	<u>Enacted</u>
2009-11 Expenditure Authority	735,327
2011 Supplemental *	-592,109
Total 2009-11 Biennium	143,218
<hr/>	
2011-13 Maintenance Level	0
Policy Changes - Non-Comp	
1. Capital Projects	426,444
Policy -- Non-Comp Total	426,444
Total 2011-13 Biennium	426,444

Comments:

The Rail - Capital Program maintains the state's interest and investment in statewide rail infrastructure.

1. **Capital Projects** - Funding is provided for rail capital projects that are intended to facilitate the movement of people and goods, reduce conflicts between rail and roadways, reduce conflicts between passenger rail and freight rail, and support ports and shippers in the state. (various accounts) *One-time*

* Please see the 2011 Supplemental Transportation Budget Section for additional information.

**Department of Transportation
Program Z - Local Programs - Operating**

Total Appropriated Funds
(Dollars in Thousands)

	<u>Enacted</u>
2009-11 Expenditure Authority	11,166
2011 Supplemental *	-3
Total 2009-11 Biennium	11,163
<hr/>	
2011-13 Maintenance Level	11,620
Policy Changes - Non-Comp	
1. Reduced Training Contracts	-200
Policy -- Non-Comp Total	-200
Policy Changes - Comp	
2. Average Final Compensation Adjust	2
3. 3% Salary Cut for State Employees	-230
4. Suspend Plan 1 Uniform COLA	-130
Policy -- Comp Total	-358
Total 2011-13 Biennium	11,062

Comments:

The Local Programs - Operating Program is responsible for administration of state and federal funds that support city and county transportation systems. Under the Washington State Department of Transportation's (WSDOT's) stewardship agreement with the Federal Highway Administration, Local Programs serves as the program manager for certain federal aid funds that are used locally to build and improve transportation systems of cities, counties, ports, tribal governments, transit agencies, and metropolitan and regional planning organizations statewide.

1. **Reduced Training Contracts** - Funding is reduced by eliminating subsidies for training contracts with the University of Washington. (Motor Vehicle Account-State) *Ongoing*
2. **Average Final Compensation Adjust** - Funding is provided for the pension rate impacts from adjusting Average Final Compensation for state or local government employee members of the state retirement systems who have reduced compensation during the 2011-13 fiscal biennium due to reduced work hours, mandatory leave without pay, temporary layoffs, or salary reductions that affect pension benefit calculations and would otherwise have reduced benefits, pursuant to Chapter 5, Laws of 2011, 1st sp.s. (HB 2070 - Average Final Compensation for State and Local Government Employees). (various other funds) *Ongoing*
3. **3% Salary Cut for State Employees** - Funding for state agencies and institutions is reduced to reflect a 3 percent cost savings in employee salaries, excluding employees earning less than \$2,500 per month, student employees, and certain employees of the Washington State Patrol and WSDOT. Compensation expenditures by state institutions of higher education from non-appropriated funds are not subject to the 3

- percent of salary reduction. The reduction is temporary through the 2011-13 biennium only. (various other funds) *One-time*
4. **Suspend Plan 1 Uniform COLA** - This item reflects savings from ending future automatic benefit increases in the Public Employees' Retirement System Plan 1 and the Teachers' Retirement System Plan 1. The basic minimum benefit amount in the plans is not affected, and the alternative minimum benefit is raised to \$1,500 per month. (various other funds) *Ongoing*

* Please see the 2011 Supplemental Transportation Budget Section for additional information.

Department of Transportation
Program Z - Local Programs - Capital
Total Appropriated Funds
(Dollars in Thousands)

	<u>Enacted</u>
2009-11 Expenditure Authority	143,757
2011 Supplemental *	-48,493
Total 2009-11 Biennium	95,264
<hr/>	
2011-13 Maintenance Level	0
Policy Changes - Non-Comp	
1. Capital Projects	94,169
Policy -- Non-Comp Total	94,169
Total 2011-13 Biennium	94,169

Comments:

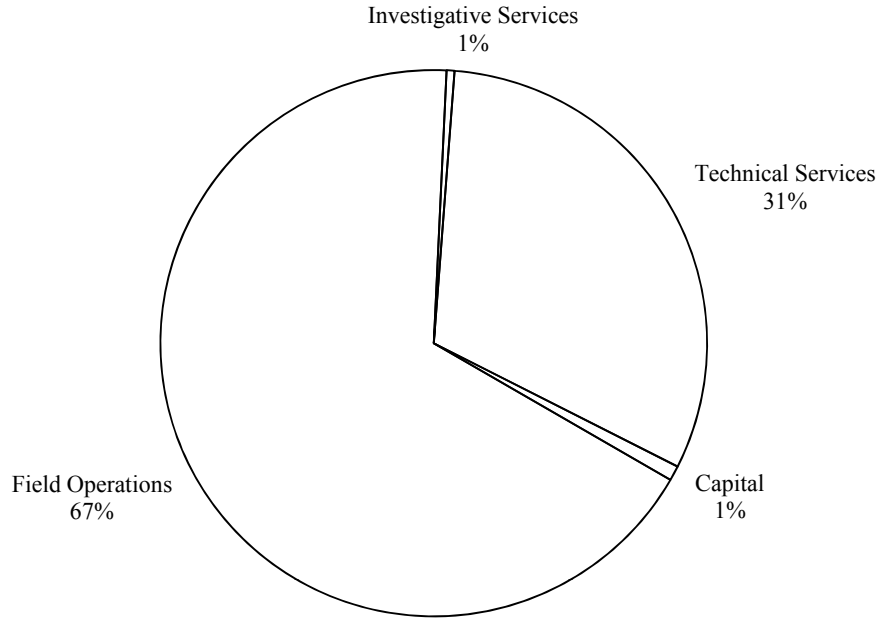
The Local Programs - Capital Program administers the local agency federal program that provides funds to cities, counties, ports, tribal governments, transit systems, and metropolitan and regional planning organizations.

1. **Capital Projects** - Funding is provided for various local priority projects throughout the state, Pedestrian Safety/Safe Route to Schools Bicycle Safety grant programs, and those projects funded by the Freight Mobility Strategic Investment Board. (various accounts) *One-time*

* Please see the 2011 Supplemental Transportation Budget Section for additional information.

2011-13 Transportation Budget
Chapter 367, Laws of 2011, Partial Veto (ESHB 1175)
Total Appropriated Funds
(Dollars in Thousands)

WASHINGTON STATE PATROL
Total Operating and Capital



Program	2009-11 Revised
Field Operations Bureau	239,728
Investigative Services Bureau	1,648
Technical Services Bureau	111,070
Capital	3,126
Total	355,572

Washington State Patrol - Operating
Total Appropriated Funds
(Dollars in Thousands)

	Enacted
2009-11 Expenditure Authority	0
<hr/>	
2011-13 Maintenance Level	366,210
Policy Changes - Non-Comp	
1. Reduce Ferry Term. Traffic Control	-1,724
2. Elim. Dedicated Auto Theft Program	-3,578
3. Traffic Safety Camera Pilot Project	370
4. Reduced Inspection - SSB 5502	-13
5. COP Debt Service - Narrowband	1,056
6. Debt Service Payment	1,233
7. Vehicle License Fraud	0
8. E2SSB 5000 Twelve-Hour Impound	75
9. Data Center	555
	-2,026
Policy -- Non-Comp Total	-2,026
Policy Changes - Comp	
10. Average Final Compensation Adjust	28
11. 3% Salary Cut for State Employees	-2,456
12. Suspend Plan 1 Uniform COLA	-1,348
13. Retire-Rehire Changes (State)	-7
	-3,783
Policy -- Comp Total	-3,783
Total 2011-13 Biennium	360,401

Comments:

The Washington State Patrol (WSP) was created in 1933 and provides, through eight districts traffic law enforcement, vehicle equipment standards, traffic collision investigations, ferry security, commercial vehicle enforcement, and assistance to motorists. WSP also provides non-highway related activities which include crime labs, crime scene investigations, centralized criminal records, fire protection, toxicology, and forensic services. The agency is multifunded with funding being provided by both the transportation and omnibus operating budgets.

1. **Reduce Ferry Term. Traffic Control** - Funding is reduced to reflect the elimination of the cadet detachment used to manage traffic and augment security at the Seattle ferry terminals; for reduced contracts for additional traffic control personnel for the Edmonds and Seattle ferry terminals; and for savings for K-9 explosives dogs by relying more heavily on dogs trained by the Transportation Security Administration. (State Patrol Highway Account-State) *Ongoing*
2. **Elim. Dedicated Auto Theft Program** - Funding is reduced for the elimination of the auto theft investigation units in King County, Spokane, and Tacoma. (State Patrol Highway Account-State) *Ongoing*
3. **Traffic Safety Camera Pilot Project** - Funding is provided for traffic safety cameras to be used in highway construction work zones in collaboration with the Washington State Department of Transportation (WSDOT). (State Patrol Highway Account-State) *One-time*

4. **Reduced Inspection - SSB 5502** - Funding is reduced to account for reduced limousine inspection activities resulting from passage of Chapter 374, Laws of 2011 (SSB 5502 - Limousine Carriers). (State Patrol Highway Account-State) *Ongoing*
5. **COP Debt Service - Narrowband** - Funding is provided for certificate of participation (COP) debt service payments on equipment and installation costs for the agency to transition its communication system to narrowband by January 1, 2013. The Federal Communication Commission has mandated that users of certain portions of the radio spectrum operate within narrower bands of frequency by January 1, 2013. The term of the COP is seven years. (State Patrol Highway Account-State) *One-time*
6. **Debt Service Payment** - Funding is provided for the debt service payments on equipment and installation costs for the agency to install mobile office platforms and video cameras in patrol vehicles. The technology will enable the trooper to perform drivers vehicle checks, tickets, collision reports, video images, email, and dispatching electronically. The term of the COP is 5 years. (State Patrol Highway Account-State) *One-time*
7. **Vehicle License Fraud** - Funding is provided for a transfer to the Vehicle License Fraud Account to capitalize the vehicle license fraud program in southwest Washington. (State Patrol Highway Account-State) *One-time*
8. **E2SSB 5000 Twelve-Hour Impound** - Funding is provided for overtime costs associated with the mandatory impoundment of

Washington State Patrol - Operating

vehicles when the driver is arrested for driving under the influence of drugs or alcohol, required in Chapter 167, Laws of 2011 (E2SSB 5000 - DUI Twelve-Hour Impound). (State Patrol Highway Account-State) *Ongoing*

9. **Data Center** - Funding is provided for the Department's share of the cost to design, acquire, and install infrastructure (cabling, cabinets, and fiber connectivity) for the new state data center. These funds will also pay for setting up existing data center infrastructure (network, storage, security, servers, mainframe and tape backup, and telephone equipment) in the new location. This new allocation is distributed based on the number of virtual servers for each agency. (State Patrol Highway Account-State) *Ongoing*
10. **Average Final Compensation Adjust** - Funding is provided for the pension rate impacts from adjusting Average Final Compensation for state or local government employee members of the state retirement systems who have reduced compensation during the 2011-13 fiscal biennium due to reduced work hours, mandatory leave without pay, temporary layoffs, or salary reductions that affect pension benefit calculations and would otherwise have reduced benefits, pursuant to Chapter 5, Laws of 2011, 1st sp.s. (HB 2070 - Average Final Compensation for State and Local Government Employees). (various other funds) *Ongoing*
11. **3% Salary Cut for State Employees** - Funding for state agencies and institutions is reduced to reflect a 3 percent cost savings in employee salaries, excluding employees earning less than \$2,500 per month, student employees, and certain employees of WSP and WSDOT. Compensation expenditures by state institutions of higher education from non-appropriated funds are not subject to the 3 percent of salary reduction. The reduction is temporary through the 2011-13 biennium only. (various other funds) *One-time*
12. **Suspend Plan 1 Uniform COLA** - This item reflects savings from ending future automatic benefit increases in the Public Employees' Retirement System Plan 1 and the Teachers' Retirement System Plan 1. The basic minimum benefit amount in the plans is not affected, and the alternative minimum benefit is raised to \$1,500 per month. (various other funds) *Ongoing*
13. **Retire-Rehire Changes (State)** - Employer contribution rates to the Public Employees' Retirement System and the Teachers' Retirement System are reduced to reflect savings from reduced pension benefit costs through implementing Chapter 47, Laws of 2011, 1st sp.s. (ESHB 1981 - Higher Education Retirement Plan and Post-Retirement Employment). (various other funds) *Ongoing*

NOTE: Amounts shown here reflect only the transportation budget. The remainder of WSP's budget is shown in the Omnibus Appropriations Act Section of this document.

Washington State Patrol - Capital
 Total Appropriated Funds
 (Dollars in Thousands)

	Enacted
2009-11 Expenditure Authority	3,126
2011 Supplemental *	-645
Total 2009-11 Biennium	2,481
<hr/>	
2011-13 Maintenance Level	0
Policy Changes - Non-Comp	
1. Minor Works Projects	653
2. Regional Water & Sewer System	3,226
3. Shelton Regional Water - Reapprop	421
4. Mobile Office Platform	2,187
5. Lapse - Regional Water & Sewer	-2,129
Policy -- Non-Comp Total	4,358
Total 2011-13 Biennium	4,358

Comments:

Washington State Patrol (WSP) owns and rents several facilities statewide. The agency manages their capital program which includes both minor works and capital improvements.

1. **Minor Works Projects** - Funding is provided for minor works projects, including emergency infrastructure repairs (\$200,000), water and sewer upgrades (\$75,000), emergency backup system replacement (\$210,000), chiller replacement (\$85,000), and roof replacements (\$83,000). (State Patrol Highway Account-State) *One-time*
2. **Regional Water & Sewer System** - Funding is provided for the completion of the connection of the Shelton Training Academy to the regional water (\$1.921 million) and sewer (\$1.305 million) system in lieu of the current septic and well water system. The amount of \$2.129 million is contingent on the Department of Corrections' (DOC's) portion of the regional water project receiving funding in the 2011-13 omnibus capital appropriations act. The 2011-13 capital budget did not fund this project. See Lapse item. (State Patrol Highway Account-State) *One-time*
3. **Shelton Regional Water - Reapprop** - Funding is adjusted to reflect the 2009-11 reappropriation of a portion of the regional water project at the Shelton Training Academy of WSP. (State Patrol Highway Account-State) *One-time*
4. **Mobile Office Platform** - Funding is provided for the non-financed portion of the first segment of in-car computers with the Statewide Electronic Ticket and Online Reporting (SECTOR) application and digital video system for every trooper's patrol vehicle. (State Patrol Highway Account-State) *One-time*
5. **Lapse - Regional Water & Sewer** - The funding for the Shelton water line was contingent upon DOCs' portion of the water line being funded in the State's capital budget or the funding for WSP would lapse. The DOC portion was not funded. (State Patrol Highway Account-State) *One-time*

NOTE: Amounts shown here reflect only the transportation budget. The remainder of WSP's budget is shown in the Omnibus Appropriations Act Section of this document.

* Please see the 2011 Supplemental Transportation Budget Section for additional information.

Department of Licensing

Total Appropriated Funds

(Dollars in Thousands)

	<u>Enacted</u>
2009-11 Expenditure Authority	236,082
2011-13 Maintenance Level	242,699
Policy Changes - Non-Comp	
1. Administrative Efficiencies	-3,000
2. CDL Medical Certificates	648
3. Commercial Drivers License System	260
4. Authority to Spend Federal Grants	1,678
5. Online Fuel Tax Collection System	1,411
6. 2ESSB 5251 Electric Vehicle License	62
7. SSB 5800 Off-Road Motorcycles	231
8. ESSB 5457 Congestion Reduction Chrg	340
9. SHB 1237 Selective Service	63
10. ESHB 1635 Driver Licsence ID cards	128
11. E2SHB 1789 DUI Accountability	68
12. SHB 1046 Vehicle Vessel Quick Title	193
13. Data Center	988
14. Lapse - 2ESSB 5251 Elect Veh Licens	-62
15. Governor Veto	-242
Policy -- Non-Comp Total	2,766
Policy Changes - Comp	
16. Average Final Compensation Adjust	19
17. 3% Salary Cut for State Employees	-3,548
18. Suspend Plan 1 Uniform COLA	-2,017
19. Retire-Rehire Changes (State)	-10
Policy -- Comp Total	-5,556
Total 2011-13 Biennium	239,909

Comments:

The Department of Licensing (DOL) licenses drivers, vehicles, and businesses.

1. **Administrative Efficiencies** - Funding is reduced to reflect savings from administrative efficiencies. (Motor Vehicle Account-State) *One-time*
2. **CDL Medical Certificates** - Funding is provided to implement Chapter 227, Laws of 2011 (HB 1229), which concerns new Federal Motor Carrier Safety Administration rules. The new rules require interstate commercial drivers license (CDL) applicants and holders who self-certify non-excepted interstate driving to provide a current copy of their medical certificate to the Department. The Department must record the certification information on the drivers' record. Of the amount provided, \$63,000 is for one-time costs. (Highway Safety Account-State) *Ongoing*
3. **Commercial Drivers License System** - One-time funding is provided for the Department to implement new Federal Motor Carrier Safety Administration rules concerning CDL's and medical certificates. (Highway Safety Account-Federal) *One-time*
4. **Authority to Spend Federal Grants** - One-time federal expenditure authority is provided to allow the Department to

- spend anticipated funds from various federal grant applications. (Highway Safety Account-Federal) *One-time*
5. **Online Fuel Tax Collection System** - Funding is provided for debt service payments for the 2011-13 biennial acquisition and implementation of the online fuel tax collection system. Beginning in fiscal year 2014, there will be a savings of 10 FTEs. The term of the certificate of participation is seven years. (Motor Vehicle Account-State) *One-time*
6. **2ESSB 5251 Electric Vehicle License** - Funding is provided to implement 2ESSB 5251 (Electric Vehicle License). This bill did not pass. Please see Lapse item below. (Motor Vehicle Account-State) *Ongoing*
7. **SSB 5800 Off-Road Motorcycles** - Funding is provided to implement Chapter 121, Laws of 2011 (SSB 5800 - Off-Road Motorcycles). (Motor Vehicle Account-State) *One-time*
8. **ESSB 5457 Congestion Reduction Chrg** - Funding is provided to implement Chapter 373, Laws of 2011 (ESSB 5457 - Congestion Reduction Charge). (Motor Vehicle Account-State) *One-time*
9. **SHB 1237 Selective Service** - Funding is provided to implement Chapter 350, Laws of 2011 (SHB 1237 - Selective Service). (Highway Safety Account-State) *One-time*

Department of Licensing

10. **ESHB 1635 Driver License ID cards** - Funding is provided to implement Chapter 370, Laws of 2011 (ESHB 1635 - Drivers License, Identacards). (Highway Safety Account-State) *One-time*
11. **E2SHB 1789 DUI Accountability** - Funding is provided to implement Chapter 293, Laws of 2011 (E2SHB 1789 - DUI Accountability). (Highway Safety Account-State) *Ongoing*
12. **SHB 1046 Vehicle Vessel Quick Title** - Funding is provided for a phased implementation of Chapter 326, Laws of 2011 (SHB 1046 - Vehicle & Vessel Quick Title). Funding is contingent upon revenues associated with the vessel and vehicle quick title program paying all direct and indirect expenditures associated with the Department's implementation of SHB 1046. (Department of Licensing Services Account-State) *One-time*
13. **Data Center** - Funding is provided for the Department's share of the cost to design, acquire, and install infrastructure (cabling, cabinets, and fiber connectivity) for the new state data center. These funds will also pay for setting up existing data center infrastructure (network, storage, security, servers, mainframe and tape backup, and telephone equipment) in the new location. This new allocation is distributed based on the number of virtual servers for each agency. (various other funds) *Ongoing*
14. **Lapse - 2ESSB 5251 Elect Veh License** - The funding authority provided to implement 2ESSB 5251 lapses because the bill did not pass. *Ongoing*
15. **Governor Veto** - The Governor vetoed Section 208 (11) of the transportation budget. The proviso in Section 208(11) provided funding for Chapter 227, Laws of 2011 (HB 1229 - Commercial Driver's Licenses), from the Motor Vehicle Account-Federal instead of the Highway Safety Account-State.
16. **Average Final Compensation Adjust** - Funding is provided for the pension rate impacts from adjusting Average Final Compensation for state or local government employee members of the state retirement systems who have reduced compensation during the 2011-13 fiscal biennium due to reduced work hours, mandatory leave without pay, temporary layoffs, or salary reductions that affect pension benefit calculations and would otherwise have reduced benefits, pursuant to Chapter 5, Laws of 2011, 1st sp.s. (HB 2070 - Average Final Compensation for State and Local Government Employees). (various other funds) *Ongoing*
17. **3% Salary Cut for State Employees** - Funding for state agencies and institutions is reduced to reflect a 3 percent cost savings in employee salaries, excluding employees earning less than \$2,500 per month, student employees, and certain employees of the Washington State Patrol and the Washington State Department of Transportation. Compensation expenditures by state institutions of higher education from non-appropriated funds are not subject to the 3 percent of salary reduction. The reduction is temporary through the 2011-13 biennium only. (various other funds) *One-time*
18. **Suspend Plan 1 Uniform COLA** - This item reflects savings from ending future automatic benefit increases in the Public Employees' Retirement System Plan 1 and the Teachers' Retirement System Plan 1. The basic minimum benefit amount in the plans is not affected, and the alternative minimum benefit is raised to \$1,500 per month. (various other funds) *Ongoing*
19. **Retire-Rehire Changes (State)** - Employer contribution rates to the Public Employees' Retirement System and the Teachers' Retirement System are reduced to reflect savings from reduced pension benefit costs through implementing Chapter 47, Laws of 2011, 1st sp.s. (ESHB 1981 - Higher Education Retirement Plan and Post-Retirement Employment). (various other funds) *Ongoing*

NOTE: Amounts shown here reflect only the transportation budget. The remainder of the Department of Licensing's budget is shown in the Omnibus Appropriations Act Section of this document.

County Road Administration Board

Total Appropriated Funds
(Dollars in Thousands)

	Enacted
2009-11 Expenditure Authority	109,824
2011 Supplemental *	-2,500
Total 2009-11 Biennium	107,324
<hr/>	
2011-13 Maintenance Level	72,203
Policy Changes - Non-Comp	
1. Data Center	37
Policy -- Non-Comp Total	37
Policy Changes - Comp	
2. 3% Salary Cut for State Employees	-96
3. Suspend Plan 1 Uniform COLA	-54
Policy -- Comp Total	-150
Total 2011-13 Biennium	72,090

Comments:

The County Road Administration Board (CRAB) administers two capital programs:

(1) Rural Arterial Program - The program provides funding for the reconstruction of rural arterial roads. The road system, which encompasses 12,550 miles of roadway owned by the counties, provides the starting roadway in transporting goods to the marketplace.

(2) County Arterial Preservation Program - The program is a resource dedicated to the preservation of paved county arterials throughout the state. These funds are allocated directly to the counties to assist them in preserving their roadways. The board monitors each county's overall arterial preservation program and accomplishments during the year. The funds are distributed by the board to the counties based on the number of paved arterial lane miles in the unincorporated area of each county and must be used for improvements to sustain the structural, safety, and operational integrity of county arterials.

1. **Data Center** - Funding is provided for the Department's share of the cost to design, acquire, and install infrastructure (cabling, cabinets, and fiber connectivity) for the new state data center. These funds will also pay for setting up existing data center infrastructure (network, storage, security, servers, mainframe and tape backup, and telephone equipment) in the new location. This new allocation is distributed based on the number of virtual servers for each agency. (various other funds) *Ongoing*
2. **3% Salary Cut for State Employees** - Funding for state agencies and institutions is reduced to reflect a 3 percent cost savings in employee salaries, excluding employees earning less than \$2,500 per month, student employees, and certain employees of the Washington State Patrol and the Washington State Department of Transportation. Compensation

expenditures by state institutions of higher education from non-appropriated funds are not subject to the 3 percent of salary reduction. The reduction is temporary through the 2011-13 biennium only. (various other funds) *Ongoing*

3. **Suspend Plan 1 Uniform COLA** - This item reflects savings from ending future automatic benefit increases in the Public Employees' Retirement System Plan 1 and the Teachers' Retirement System Plan 1. The basic minimum benefit amount in the plans is not affected, and the alternative minimum benefit is raised to \$1,500 per month. (various other funds) *Ongoing*

* Please see the 2011 Supplemental Transportation Budget Section for additional information.

Freight Mobility Strategic Investment Board

Total Appropriated Funds
 (Dollars in Thousands)

	Enacted
2009-11 Expenditure Authority	688
<hr/>	
2011-13 Maintenance Level	702
Policy Changes - Comp	
1. 3% Salary Cut for State Employees	-12
2. Suspend Plan 1 Uniform COLA	-4
Policy -- Comp Total	-16
Total 2011-13 Biennium	686

Comments:

The Freight Mobility Strategic Investment Board is responsible for selecting, prioritizing, and creating funding partnerships for freight transportation projects and minimizing the impact of freight movement on local communities.

1. **3% Salary Cut for State Employees** - Funding for state agencies and institutions is reduced to reflect a 3 percent cost savings in employee salaries, excluding employees earning less than \$2,500 per month, student employees, and certain employees of the Washington State Patrol and the Washington State Department of Transportation. Compensation expenditures by state institutions of higher education from non-appropriated funds are not subject to the 3 percent of salary reduction. The reduction is temporary through the 2011-13 biennium only. (various other funds) *One-time*
2. **Suspend Plan 1 Uniform COLA** - This item reflects savings from ending future automatic benefit increases in the Public Employees' Retirement System Plan 1 and the Teachers' Retirement System Plan 1. The basic minimum benefit amount in the plans is not affected, and the alternative minimum benefit is raised to \$1,500 per month. (various other funds) *Ongoing*

Joint Transportation Committee

Total Appropriated Funds
(Dollars in Thousands)

	<u>Enacted</u>
2009-11 Expenditure Authority	2,513
2011-13 Maintenance Level	985
Policy Changes - Non-Comp	
1. WSF Management Structure Study	150
2. WSF Fare Media Study	200
3. LNG Feasibility Study	100
4. Innovative Financing Methods	425
5. City Stormwater Study	200
Policy -- Non-Comp Total	1,075
Policy Changes - Comp	
6. 3% Salary Cut for State Employees	-18
7. Suspend Plan 1 Uniform COLA	-8
Policy -- Comp Total	-26
Total 2011-13 Biennium	2,034

Comments:

The Joint Transportation Committee (JTC) was created during the 2005 legislative session. The purpose of JTC is to review and research transportation programs and issues to better inform state and local government policy makers.

1. **WSF Management Structure Study** - Funding is provided to study the structure of management functions within the Washington State Ferry (WSF) System. (Motor Vehicle Account-State) *One-time*
2. **WSF Fare Media Study** - Funding is provided for a study to provide recommendations on the most appropriate WSF fare media for use with the reservation system and the implementation of demand management pricing. (Motor Vehicle Account-State) *One-time*
3. **LNG Feasibility Study** - Funding is provided to assess the feasibility of using liquified natural gas (LNG) to power future vessels within the WSF fleet. (Motor Vehicle Account-State) *One-time*
4. **Innovative Financing Methods** - Funding is provided to evaluate the potential for financing state transportation projects using innovative financing methods. (Motor Vehicle Account-State) *One-time*
5. **City Stormwater Study** - Funding is provided from statewide fuel taxes distributed to cities for JTC to study and make recommendations on how to achieve efficiencies in the cost and management of state highway stormwater run-off within cities. (Motor Vehicle Account-State) *One-time*
6. **3% Salary Cut for State Employees** - Funding for state agencies and institutions is reduced to reflect a 3 percent cost savings in employee salaries, excluding employees earning less than \$2,500 per month, student employees, and certain employees of the Washington State Patrol and the Washington State Department of Transportation. Compensation expenditures by state institutions of higher education from non-

appropriated funds are not subject to the 3 percent of salary reduction. The reduction is temporary through the 2011-13 biennium only. (various other funds) *One-time*

7. **Suspend Plan 1 Uniform COLA** - This item reflects savings from ending future automatic benefit increases in the Public Employees' Retirement System Plan 1 and the Teachers' Retirement System Plan 1. The basic minimum benefit amount in the plans is not affected, and the alternative minimum benefit is raised to \$1,500 per month. (various other funds) *Ongoing*

Marine Employees' Commission

Total Appropriated Funds

(Dollars in Thousands)

	Enacted
2009-11 Expenditure Authority	440
<hr/>	
2011-13 Maintenance Level	454
Policy Changes - Non-Comp	
1. Eliminate MEC	-402
2. Administrative Efficiencies	-52
Policy -- Non-Comp Total	-454
Total 2011-13 Biennium	0

Comments:

The Marine Employees' Commission (MEC) resolves disputes between ferry system management and the unions representing ferry workers to ensure continuous operation of the ferries. MEC members are trained as administrative law judges and hear charges of unfair labor practices and grievances from collective bargaining units.

1. **Eliminate MEC** - Funding is removed resulting from passage of Chapter 16, Laws of 2011, 1st sp.s., Partial Veto (2ESSB 5742 - Washington State Ferry System). MEC is moved to the Public Employment Relations Commission for the 2011-13 biennium and is eliminated beginning in the 2013-15 biennium. (Puget Sound Ferry Operations Account-State) *Ongoing*
2. **Administrative Efficiencies** - Funding is reduced to reflect administrative efficiencies that will result in savings. (Puget Sound Ferries Operations Account-State) *Ongoing*

Transportation Commission

Total Appropriated Funds

(Dollars in Thousands)

	Enacted
2009-11 Expenditure Authority	2,440
2011 Supplemental *	-172
Total 2009-11 Biennium	2,268
<hr/>	
2011-13 Maintenance Level	2,244
Policy Changes - Non-Comp	
1. Reappropriation from 2009-11	10
2. Ferry Fuel Surcharge	0
Policy -- Non-Comp Total	10
Policy Changes - Comp	
3. 3% Salary Cut for State Employees	-26
4. Suspend Plan 1 Uniform COLA	-15
Policy -- Comp Total	-41
Total 2011-13 Biennium	2,213

Comments:

The Washington State Transportation Commission (WSTC) provides a public forum for transportation policy development. WSTC conducts a statewide outreach program to gather input into state transportation policy, to promote transportation education, and to gain understanding of local and regional transportation needs and challenges. It reviews and evaluates how the entire transportation system works across the state and issues the state's 20-year transportation plan, which is required to be updated every four years. As the state tolling authority, WSTC sets tolls for state highways and bridges and fares for Washington State Ferries. WSTC also provides oversight of the Washington State Department of Transportation's Transportation (WSDOT's) Innovative Partnership Program, conducts a biennial ferry rider market survey, names state transportation facilities, and administers the route jurisdiction transfer program.

1. **Reappropriation from 2009-11** - Funding is reappropriated for the Ferry Riders Opinion Group (FROG) panel. (Motor Vehicle Account-State) *One-time*
2. **Ferry Fuel Surcharge** - Funding for Washington State Ferry (WSF) fuel is provided in the WSF budget. Funds are sufficient to accommodate the increase in wholesale diesel fuel price since March 2011 as well as increased fuel consumption due to new vessels in service. Funding for WSF vessel fuel assumed an exemption from the state biodiesel requirements. However, the Governor vetoed the exemption, and directed WSF to attempt to meet the requirements within budgeted amounts. The 2011-13 WSF budget fully funds fuel based on the consensus fuel forecast methodology. If fuel costs incurred are higher than budgeted amounts, the Transportation Commission may implement a fuel surcharge to cover those amounts. If the Commission implements a fuel surcharge, the surcharge should follow the business plan portrayed in the

- February 2011 Updated Report on Fuel Cost Mitigation Plan developed by the WSDOT Ferries Division. *Ongoing*
3. **3% Salary Cut for State Employees** - Funding for state agencies and institutions is reduced to reflect a 3 percent cost savings in employee salaries, excluding employees earning less than \$2,500 per month, student employees, and certain employees of the Washington State Patrol and WSDOT. Compensation expenditures by state institutions of higher education from non-appropriated funds are not subject to the 3 percent of salary reduction. The reduction is temporary through the 2011-13 biennium only. (various other funds) *One-time*
 4. **Suspend Plan 1 Uniform COLA** - This item reflects savings from ending future automatic benefit increases in the Public Employees' Retirement System Plan 1 and the Teachers' Retirement System Plan 1. The basic minimum benefit amount in the plans is not affected, and the alternative minimum benefit is raised to \$1,500 per month. (various other funds) *Ongoing*

* Please see the 2011 Supplemental Transportation Budget Section for additional information.

Transportation Improvement Board

Total Appropriated Funds
(Dollars in Thousands)

	Enacted
2009-11 Expenditure Authority	213,059
2011 Supplemental *	-3,190
Total 2009-11 Biennium	209,869
<hr/>	
2011-13 Maintenance Level	208,551
Policy Changes - Non-Comp	
1. Data Center	18
Policy -- Non-Comp Total	18
Policy Changes - Comp	
2. 3% Salary Cut for State Employees	-56
3. Suspend Plan 1 Uniform COLA	-32
Policy -- Comp Total	-88
Total 2011-13 Biennium	208,481

Comments:

The Transportation Improvement Board (TIB) administers grants for transportation projects that best address the program criteria established by TIB in accordance with legislative direction. TIB is comprised of 21 members: six city members, six county members, two Washington State Department of Transportation (WSDOT) officials, two transit representatives, a private sector representative, a member representing the ports, a Governor appointee, a member representing non-motorized transportation, and a member representing special needs transportation. Board members are appointed by the Secretary of WSDOT.

in the plans is not affected, and the alternative minimum benefit is raised to \$1,500 per month. (various other funds) *Ongoing*

* Please see the 2011 Supplemental Transportation Budget Section for additional information.

1. **Data Center** - Funding is provided for the Department's share of the cost to design, acquire, and install infrastructure (cabling, cabinets, and fiber connectivity) for the new state data center. These funds will also pay for setting up existing data center infrastructure (network, storage, security, servers, mainframe and tape backup, and telephone equipment) in the new location. This new allocation is distributed based on the number of virtual servers for each agency. (various other funds) *Ongoing*
2. **3% Salary Cut for State Employees** - Funding for state agencies and institutions is reduced to reflect a 3 percent cost savings in employee salaries, excluding employees earning less than \$2,500 per month, student employees, and certain employees of the Washington State Patrol and WSDOT. Compensation expenditures by state institutions of higher education from non-appropriated funds are not subject to the 3 percent of salary reduction. The reduction is temporary through the 2011-13 biennium only. (various other funds) *Ongoing*
3. **Suspend Plan 1 Uniform COLA** - This item reflects savings from ending future automatic benefit increases in the Public Employees' Retirement System Plan 1 and the Teachers' Retirement System Plan 1. The basic minimum benefit amount

Washington Traffic Safety Commission

Total Appropriated Funds
(Dollars in Thousands)

	Enacted
2009-11 Expenditure Authority	40,552
<hr/>	
2011-13 Maintenance Level	22,557
Policy Changes - Non-Comp	
1. Interagency Agreement	22,000
2. DUI Prevention	460
3. Transportation Budget Reduction	-8
4. Increase Federal Expend Authority	4,000
5. Data Center	9
Policy -- Non-Comp Total	26,461
Policy Changes - Comp	
6. 3% Salary Cut for State Employees	-84
7. Suspend Plan 1 Uniform COLA	-41
Policy -- Comp Total	-125
Total 2011-13 Biennium	48,893

Comments:

The Washington Traffic Safety Commission (WTSC) administers federal and state funds dedicated to traffic safety programs and coordinates traffic safety programs at the state and local levels.

1. **Interagency Agreement** - Funding is provided for federal spending authority. Washington State was found in violation of 23 USC 164, federal ignition interlock law related to repeat driving under the influence (DUI) offenders. As a result, these funds are withheld from the Washington State Department of Transportation (WSDOT) and transferred to WTSC. WTSC and WSDOT entered into an agreement for a 100 percent transfer of the funds to WSDOT for safety improvements as required by federal law. (Highway Safety Account-Federal) *One-time*
2. **DUI Prevention** - Chapter 293, Laws of 2011 (E2SHB 1789), provides funding for the Commission to award grants to reduce statewide collisions caused by persons driving under the influence of alcohol or drugs. Grants awarded may be for projects that encourage collaboration with community, governmental, and private organizations. Funding is supported by an increase in the fine assessed against DUI offenders. (Highway Safety Account-State) *Ongoing*
3. **Transportation Budget Reduction** - Funding is reduced as part of the statewide reductions to various state transportation accounts and will be realized by delaying or eliminating some minor purchases. (Highway Safety Account-State) *Ongoing*
4. **Increase Federal Expend Authority** - Funding is increased for federal highway safety grants to support the traffic safety program. (Highway Safety Account-Federal) *Ongoing*
5. **Data Center** - Funding is provided for the Department's share of the cost to design, acquire, and install infrastructure (cabling, cabinets, and fiber connectivity) for the new state data center. These funds will also pay for setting up existing data

center infrastructure (network, storage, security, servers, mainframe and tape backup, and telephone equipment) in the new location. This new allocation is distributed based on the number of virtual servers for each agency. (various other funds) *Ongoing*

6. **3% Salary Cut for State Employees** - Funding for state agencies and institutions is reduced to reflect a 3 percent cost savings in employee salaries, excluding employees earning less than \$2,500 per month, student employees, and certain employees of the Washington State Patrol and WSDOT. Compensation expenditures by state institutions of higher education from non-appropriated funds are not subject to the 3 percent of salary reduction. The reduction is temporary through the 2011-13 biennium only. (various other funds) *One-time*
7. **Suspend Plan 1 Uniform COLA** - This item reflects savings from ending future automatic benefit increases in the Public Employees' Retirement System Plan 1 and the Teachers' Retirement System Plan 1. The basic minimum benefit amount in the plans is not affected, and the alternative minimum benefit is raised to \$1,500 per month. (various other funds) *Ongoing*

Department of Agriculture

Total Appropriated Funds

(Dollars in Thousands)

	Enacted
2009-11 Expenditure Authority	1,493
2011-13 Maintenance Level	1,528
Policy Changes - Non-Comp	
1. Reduce Biofuel Quality Testing	-318
Policy -- Non-Comp Total	-318
Policy Changes - Comp	
2. 3% Salary Cut for State Employees	-16
3. Suspend Plan 1 Uniform COLA	-9
Policy -- Comp Total	-25
Total 2011-13 Biennium	1,185

Comments:

The Department of Agriculture's Motor Fuel Quality Program regulates the use and accuracy of all commercial motor fuel weighing, measuring, and counting devices in the state, such as gas pumps. The program also monitors motor fuel quality by analyzing fuel samples for octane and other product quality factors.

1. **Reduce Biofuel Quality Testing** - Funding is reduced on an ongoing basis for biofuel quality testing within the Weights and Measures Program. (Motor Vehicle Account-State)
Ongoing
2. **3% Salary Cut for State Employees** - Funding for state agencies and institutions is reduced to reflect a 3 percent cost savings in employee salaries, excluding employees earning less than \$2,500 per month, student employees, and certain employees of the Washington State Patrol and the Washington State Department of Transportation. Compensation expenditures by state institutions of higher education from non-appropriated funds are not subject to the 3 percent of salary reduction. The reduction is temporary through the 2011-13 biennium only. (various other funds) *One-time*
3. **Suspend Plan 1 Uniform COLA** - This item reflects savings from ending future automatic benefit increases in the Public Employees' Retirement System Plan 1 and the Teachers' Retirement System Plan 1. The basic minimum benefit amount in the plans is not affected, and the alternative minimum benefit is raised to \$1,500 per month. (various other funds)
Ongoing

NOTE: Amounts shown here reflect only the transportation budget. The remainder of the Department of Agriculture's budget is shown in the Omnibus Appropriations Act Section of this document.

Department of Archaeology & Historic Preservation

Total Appropriated Funds
 (Dollars in Thousands)

	<u>Enacted</u>
2009-11 Expenditure Authority	413
2011-13 Maintenance Level	430
Policy Changes - Comp	
1. 3% Salary Cut for State Employees	-8
2. Suspend Plan 1 Uniform COLA	-5
Policy -- Comp Total	-13
Total 2011-13 Biennium	417

Comments:

The Department of Archeology and Historic Preservation provides the resources for the cultural oversight of transportation projects.

1. **3% Salary Cut for State Employees** - Funding for state agencies and institutions is reduced to reflect a 3 percent cost savings in employee salaries, excluding employees earning less than \$2,500 per month, student employees, and certain employees of the Washington State Patrol and the Washington State Department of Transportation. Compensation expenditures by state institutions of higher education from non-appropriated funds are not subject to the 3 percent of salary reduction. The reduction is temporary through the 2011-13 biennium only. (various other funds) *One-time*
2. **Suspend Plan 1 Uniform COLA** - This item reflects savings from ending future automatic benefit increases in the Public Employees' Retirement System Plan 1 and the Teachers' Retirement System Plan 1. The basic minimum benefit amount in the plans is not affected, and the alternative minimum benefit is raised to \$1,500 per month. (various other funds) *Ongoing*

NOTE: Amounts shown here reflect only the transportation budget. The remainder of the Department of Archaeology & Historic Preservation's budget is shown in the Omnibus Appropriations Act Section of this document.

Bond Retirement and Interest

Total Appropriated Funds

(Dollars in Thousands)

	Enacted
2009-11 Expenditure Authority	824,465
2011 Supplemental *	-18,572
Total 2009-11 Biennium	805,893
<hr/>	
2011-13 Maintenance Level	944,558
Policy Changes - Non-Comp	
1. Underwriters Discount	5,523
2. 2011-13 Debt Service	86,905
3. Bond Sales Costs	916
4. Underwriters Discount - Short Term	184
5. 2011-13 Debt Service - Short Term	5,168
6. Bond Sale Costs - Short Term	34
7. Underwriter Disc 1st 144 Auto Ferry	165
8. Debt Service 1st 144 Auto Ferry	4,610
9. Bond Sale Costs 1st 144 Auto Ferry	30
10. Debt Service 2nd 64 Auto Ferry	1,290
11. Bond Sale Costs 2nd 64 Auto Ferry	6
Policy -- Non-Comp Total	104,831
Total 2011-13 Biennium	1,049,389

Comments:

1. **Underwriters Discount** - Funding is provided for underwriting costs associated with the issuance of transportation bonds in the 2011-13 biennium. (various transportation accounts) *Ongoing*
2. **2011-13 Debt Service** - Funding is provided for debt service incurred from the issuance of transportation bonds in the 2011-13 biennium. (various transportation accounts) *Ongoing*
3. **Bond Sales Costs** - Funding is provided for costs associated with the issuance of transportation bonds in the 2011-13 biennium. (various transportation accounts) *Ongoing*
4. **Underwriters Discount - Short Term** - Funding is provided for underwriting costs associated with the issuance of short-term transportation bonds in the 2011-13 biennium. The bonds are being issued with shorter maturity such that, in conjunction with the Build America Bonds, a level debt service is achieved. (Transportation Partnership Account-State) *Ongoing*
5. **2011-13 Debt Service - Short Term** - Funding is provided for debt service associated with the issuance of short-term transportation bonds to achieve level debt service on previously issued Build America Bonds. The bonds are being issued with shorter maturity such that, in conjunction with the Build America Bonds, a level debt service is achieved. (various transportation accounts) *Ongoing*
6. **Bond Sale Costs - Short Term** - Funding is provided for costs associated with the issuance of short-term transportation bonds in the 2011-13 biennium. (Transportation Partnership Account-State) *Ongoing*
7. **Underwriter Disc 1st 144 Auto Ferry** - Funding is provided for underwriting costs associated with the issuance of transportation bonds in the 2011-13 biennium for the construction of the first 144 auto ferry. (Transportation 2003 [Nickel] Account-State) *Ongoing*
8. **Debt Service 1st 144 Auto Ferry** - Funding is provided for the debt service associated with the issuance of bonds for the construction of the first 144 auto ferry. (Transportation 2003 [Nickel] Account-State, Capital Vessel Replacement Account-State) *Ongoing*
9. **Bond Sale Costs 1st 144 Auto Ferry** - Funding is provided for costs associated with the issuance of transportation bonds in the 2011-13 biennium for the construction of the first 144 auto ferry. (Transportation 2003 [Nickel] Account-State) *Ongoing*
10. **Debt Service 2nd 64 Auto Ferry** - Funding is provided for an accelerated bond sale to accommodate cash flow needs associated with the completion of the second 64 auto ferry. (Motor Vehicle Account-State) *Ongoing*
11. **Bond Sale Costs 2nd 64 Auto Ferry** - Funding is provided for costs related to the accelerated issuance of transportation bonds to accommodate cash flow needs associated with the completion of the second 64 auto ferry. (Motor Vehicle Account-State) *Ongoing*

NOTE: Amounts shown here reflect only the transportation budget. The remainder of the budget for Bond Retirement & Interest is shown in the Omnibus Appropriations Act Section of this document.

* Please see the 2011 Supplemental Transportation Budget Section for additional information.

Office of Financial Management

Total Appropriated Funds (Dollars in Thousands)

	Enacted
2009-11 Expenditure Authority	3,624
<hr/>	
2011-13 Maintenance Level	1,813
Policy Changes - Non-Comp	
1. Budget Systems Support	-502
2. County Performance Measures	840
3. Marine Insurance	4,480
4. Salary Survey	40
5. Office of Regulatory Completion	169
Policy -- Non-Comp Total	5,027
Policy Changes - Comp	
6. 3% Salary Cut for State Employees	-18
7. Suspend Plan 1 Uniform COLA	-11
Policy -- Comp Total	-29
Total 2011-13 Biennium	6,811

Comments:

The Office of Financial Management (OFM) provides statewide financial and statistical information, fiscal services and related systems, and revenue forecasting along with development of the Governor's budgets and policies.

1. **Budget Systems Support** - Funding is transferred to support OFM's Transportation Executive Information System at the Department of Transportation. (Motor Vehicle Account-State) *Ongoing*
2. **County Performance Measures** - Funding is provided for OFM to contract with the Washington State Association of Counties to identify, evaluate, and implement performance measures associated with county transportation activities using funds designated for use by the counties. The performance measures must include, at a minimum, those related to safety, system preservation, mobility, environmental protection, and project completion. A report on the county transportation performance implementation project must be provided to the transportation committees of the Legislature by December 31, 2012. (Motor Vehicle Account-State) *One-time*
3. **Marine Insurance** - Funding is provided for OFM to assume responsibility for payment of marine insurance for the Washington State Ferry System. The reduction in the amount from the 2009-11 level reflects a decision to increase the deductible to \$10 million and to drop coverage for war/terrorism events. (Puget Sound Ferry Operations Account-State) *Ongoing*
4. **Salary Survey** - Funding is transferred to OFM to reflect the transfer of responsibility for conducting the salary survey from the Marine Employees Commission. Funding represents the state portion of the survey funding only. (Puget Sound Ferry Operations Account-State) *Ongoing*

5. **Office of Regulatory Completion** - Funding is provided for the completion of the Office of Regulatory Assistance permit project. (Motor Vehicle Account-State) *One-time*
6. **3% Salary Cut for State Employees** - Funding for state agencies and institutions is reduced to reflect a 3 percent cost savings in employee salaries, excluding employees earning less than \$2,500 per month, student employees, and certain employees of the Washington State Patrol and the Washington State Department of Transportation. Compensation expenditures by state institutions of higher education from non-appropriated funds are not subject to the 3 percent of salary reduction. The reduction is temporary through the 2011-13 biennium only. (various other funds) *One-time*
7. **Suspend Plan 1 Uniform COLA** - This item reflects savings from ending future automatic benefit increases in the Public Employees' Retirement System Plan 1 and the Teachers' Retirement System Plan 1. The basic minimum benefit amount in the plans is not affected, and the alternative minimum benefit is raised to \$1,500 per month. (various other funds) *Ongoing*

NOTE: Amounts shown here reflect only the transportation budget. The remainder of OFM's budget is shown in the Omnibus Appropriations Act Section of this document.

Legislative Evaluation & Accountability Program

Total Appropriated Funds
(Dollars in Thousands)

	<u>Enacted</u>
2009-11 Expenditure Authority	491
2011-13 Maintenance Level	513
Policy Changes - Comp	
1. 3% Salary Cut for State Employees	-12
2. Suspend Plan 1 Uniform COLA	-7
Policy -- Comp Total	-19
Total 2011-13 Biennium	494

Comments:

The Legislative Evaluation and Accountability Program (LEAP) Committee was created by the Legislature in 1977 to be the Legislature's independent source of information and technology for developing budgets, communicating budget decisions, tracking budget and revenue activity, consulting with legislative committees, and providing analysis on special issues in support of legislative needs.

1. **3% Salary Cut for State Employees** - Funding for state agencies and institutions is reduced to reflect a 3 percent cost savings in employee salaries, excluding employees earning less than \$2,500 per month, student employees, and certain employees of the Washington State Patrol and the Washington State Department of Transportation. Compensation expenditures by state institutions of higher education from non-appropriated funds are not subject to the 3 percent of salary reduction. The reduction is temporary through the 2011-13 biennium only. (various other funds) *One-time*
2. **Suspend Plan 1 Uniform COLA** - This item reflects savings from ending future automatic benefit increases in the Public Employees' Retirement System Plan 1 and the Teachers' Retirement System Plan 1. The basic minimum benefit amount in the plans is not affected, and the alternative minimum benefit is raised to \$1,500 per month. (various other funds) *Ongoing*

NOTE: Amounts shown here reflect only the transportation budget. The remainder of LEAP's budget is shown in the Omnibus Appropriations Act Section of this document.

State Parks and Recreation Commission - Operating

Total Appropriated Funds

(Dollars in Thousands)

	<u>Enacted</u>
2009-11 Expenditure Authority	985
2011-13 Maintenance Level	986
Total 2011-13 Biennium	986

Comments:

The State Parks and Recreation Commission receives transportation funding for clearing ditches and filling potholes in the park system, maintaining ocean beach approach roads, and snow plowing at Mt. Spokane.

NOTE: Amounts shown here reflect only the transportation budget. The remainder of the State Parks and Recreation Commission's budget is shown in the Omnibus Appropriations Act Section of this document.

Utilities and Transportation Commission

Total Appropriated Funds

(Dollars in Thousands)

	Enacted
2009-11 Expenditure Authority	702
2011-13 Maintenance Level	504
Total 2011-13 Biennium	504

Comments:

The Utilities and Transportation Commission (UTC) administers only one program funded by the state's transportation budget. Through the Grade Crossing Protective Account, UTC provides funds for the installation or upgrade of signals or other warning devices at railroad crossings and for general rail safety projects that pose a high risk to public safety (such as pedestrian trespass prevention).

NOTE: Amounts shown here reflect only the transportation budget. The remainder of UTC's budget is shown in the Omnibus Appropriations Act Section of this document.