

# PARTS BOOK

---

---

---

**CRAWLER CRANE**

**CC985S-2**

**Serial No. 52001 and up**

**MAEDA**

# **PARTS BOOK**

# USE OF PARTS BOOK

1. This Parts Book describes standard parts of the CC985S-2 crawler crane.

When ordering parts, please be sure to specify the following:

- |                              |                             |
|------------------------------|-----------------------------|
| <b>1. MODEL NAME</b>         | <b>4. PART NAME</b>         |
| <b>2. MACHINE SERIAL NO.</b> | <b>5. QUANTITY REQUIRED</b> |
| <b>3. PART NO.</b>           | <b>6. SHIPMENT METHOD</b>   |

2. This Parts Book contains the following information on parts:

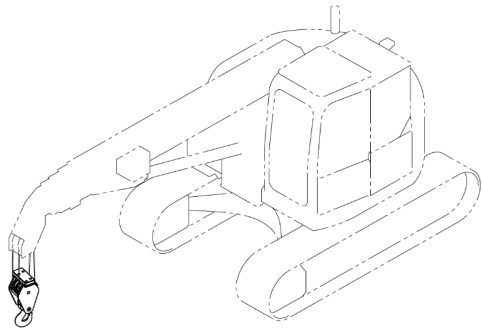
Figures and lists	When you open this Parts Book, you will find an illustration on the left hand page (even-numbered pages) of the parts that make up the system. Each individual figure is given an index number. On the right hand page (odd-numbered pages), the part number, part name, quantity and applicable machine serial number are listed in the order of the index numbers of the parts illustrated on the left hand page.
FIG. No.	The FIG. No. is the number of the illustration shown on the page. It is not the spare part number. The numbers are not always in sequence.
INDEX	This is the same as the index number on the illustration. The parts are listed in index number order.
PART No.	The number in the PART No. column is the number for the part shown. It is the code for specifying necessary parts when ordering, so it is very important.
DESCRIPTION	This describes the name of the part corresponding to the part number. A “.” mark is in front of the name of an assembly component part and its part name is entered following the assembly. If a part marked “.” is an assembly, a “..” mark is put in front of the part name of its components. Example: ELEMENT ASSEMBLY, AIR CLEANER . ELEMENT ASSEMBLY, OUTER .. ELEMENT, OUTER .. NUT, WING .. WASHER
Q'TY	This specifies the number of parts each machine requires. However, if a part is included in assembly and part group components, the quantity per assembly is specified.
SERIAL No.	This specifies the serial number of the machine using the part. When the serial number is not specified, the parts are for use on machines from the #52001 to present models.
Symbols	Symbols used in the PART No. column represent the following: ☆ This part cannot be supplied as an individual part, only as an assembly. ◆ This part is only supplied with the repair kit.

**CC985S-2  
CONTENTS**

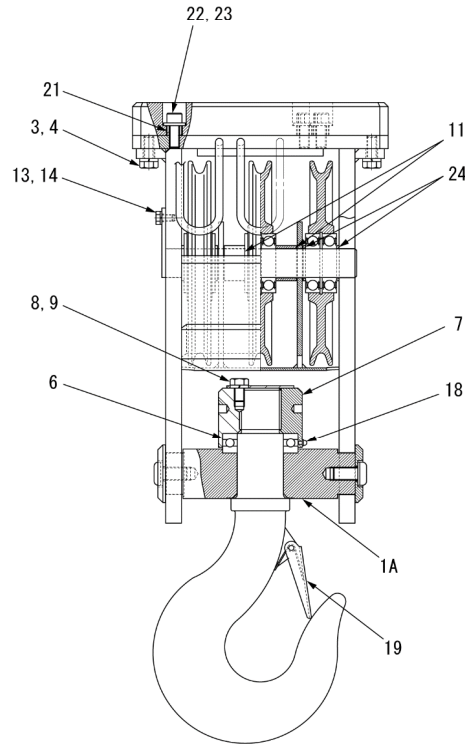
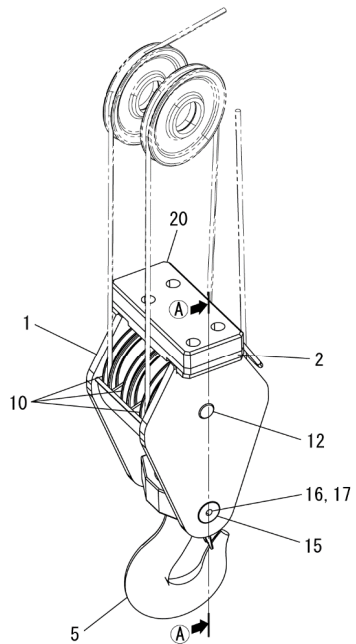
PAGE	FIG.NO.	ITEM
010101	01-01-01	HOOK BLOCK ASS'Y
020101	02-01-01	BOOM ASS'Y
030101	03-01-01	WINCH ASS'Y
040101	04-01-01	DERRICK CYLINDER ASS'Y
040201	04-02-01	ROD GUARD ASS'Y
050101	05-01-01	TELESCOPIC CYLINDER ASS'Y
060101	06-01-01	FRAME ASS'Y
060201	06-02-01	LEFT COVER ASS'Y
060301	06-03-01	FRONT COVER ASS'Y
060401	06-04-01	UNDER COVER ASS'Y
060501	06-05-01	REAR COVER ASS'Y
070101	07-01-01	SWING CIRCLE ASS'Y
070201	07-02-01	SWING MACHINERY ASS'Y
080101	08-01-01	SWIVEL JOINT ASS'Y
090101	09-01-01	CONTROL VALVE ASS'Y
130101	13-01-01	HYDRAULIC TANK ASS'Y
130201	13-02-01	FUEL TANK ASS'Y
150101	15-01-01	FLOOR MOUNTING ASS'Y
150201	15-02-01	FLOOR ASS'Y
150301	15-03-01	FLOOR PIPING ASS'Y
150401	15-04-01	FLOOR ACCESSORY ASS'Y
160101	16-01-01	OPERATOR SEAT ASS'Y
160401	16-04-01	LEVEL ASS'Y
170101	17-01-01	MACHINERY COMPARTMENT ASS'Y
180101	18-01-01	CAB ASS'Y
180201	18-02-01	AIR CONDITIONER AND HEATER ASS'Y (MACHINE SIDE)
180301	18-03-01	MONITOR ASS'Y
180401	18-04-01	WINDOW WASHER ASS'Y
180501	18-05-01	AIR CONDITIONER AND HEATER ASS'Y (CABIN SIDE)
200101	20-01-01	WIRING HARNESS ASS'Y
200201	20-02-01	IN CABIN ELECTRICAL EQUIPMENT
210101	21-01-01	BATTERY ASS'Y
220101	22-01-01	ENGINE ASS'Y
230101	23-01-01	ENGINE MOUNTING ASS'Y
240101	24-01-01	COOLER ASS'Y
240201	24-02-01	AIR CLEANER ASS'Y
240301	24-03-01	MUFFLER RELATED PARTS ASS'Y
250101	25-01-01	FUEL PIPING ASS'Y
260101	26-01-01	POWER TAKE OFF ASS'Y
270101	27-01-01	HYDRAULIC PUMP ASS'Y
280101	28-01-01	TRACK FRAME ASS'Y
290101	29-01-01	SUCTION LINE ASS'Y
290201	29-02-01	PUMP LINE ASS'Y
290301	29-03-01	RETURN LINE ASS'Y
290401	29-04-01	TRAVELLING LINE ASS'Y (REVOLVING FRAME SIDE)
290501	29-05-01	TRAVELLING LINE ASS'Y (TRACK FRAME SIDE)
290601	29-06-01	SLEWING LINE ASS'Y

**CC985S-2  
CONTENTS**

PAGE	FIG.NO.	ITEM
290701	29-07-01	DERRICK LINE ASS'Y
290801	29-08-01	TELESCOPIC LINE ASS'Y
290901	29-09-01	WINCH LINE ASS'Y
291001	29-10-01	BLADE LINE ASS'Y (REVOLVING FRAME SIDE)
291101	29-11-01	PPC LINE ASS'Y
291301	29-13-01	BLADE LINE ASS'Y (TRACK FRAME SIDE)
300101	30-01-01	SENSOR ASS'Y
310101	31-01-01	OVERWINDING DETECTION ASS'Y
330101	33-01-01	EXTERIOR EQUIPMENT ASS'Y
340101	34-01-01	NAME PLATE ASS'Y (IN CABIN)
340201	34-02-01	NAME PLATE ASS'Y (EXTERNAL BODY)
360101	36-01-01	DERRICK DETECTION LIMIT SWITCH ASS'Y
380101	38-01-01	WORKING STATUS LAMP ASS'Y
510101	51-01-01	FLY-JIB ASS'Y [OPTION]
510201	51-02-01	FLY-JIB OVERWINDING DETECTION ASS'Y [OPTION]
510301	51-03-01	FLY-JIB NAME PLATE ASS'Y [OPTION]
510401	51-04-01	SINGLE FALL HOOK BLOCK ASS'Y [OPTION]
520101	52-01-01	BLADE ASS'Y [OPTION]
530101	53-01-01	SINGLE FALL HOOK OVERWINDING DETECTION ASS'Y [OPTION]
540101	54-01-01	2.0t SEARCHER HOOK SET [OPTION]
540201	54-02-01	2.0t SEARCHER HOOK ASS'Y [OPTION]
540301	54-03-01	2.0t SEARCHER HOOK SHEAVE SET ASS'Y [OPTION]
540401	54-04-01	2.0t SEARCHER HOOK NAME PLATE ASS'Y [OPTION]
910101	91-01-01	ENGINE ASS'Y (INNER PARTS)



INDEX	PART NO.	DESCRIPTION	Q'TY	SERIAL NO.	REMARKS
-	578-1257700	HOOK BLOCK ASS'Y	1	52001-	
1	578-1257600	·BLOCK PLATE	1	52001-	
1A	551-2008700	·TRUNNION	1	52001-	
2	578-3519300	·TOP COVER	1	52001-	
3	21015M12030	·BOLT (M12X30)	4	52001-	
4	21711M12003	·SPRING WASHER (M12)	4	52001-	
5	551-1009300	·HOOK	1	52001-	
6	N5411-51211	·THRUST BEARING	1	52001-	
7	551-3023300	·HOOK NUT	1	52001-	
8	21015M12020	·BOLT (M12X20)	1	52001-	
9	21711M12003	·SPRING WASHER (M12)	1	52001-	
10	551-4056200	·SHEAVE ASS'Y	3	52001-	
11	578-4668100	·SHEAVE COLLAR (24.5L)	2	52001-	
12	556-4573400	·SHEAVE PIN	1	52001-	
13	21015M08015	·BOLT (M8X15)	1	52001-	
14	21711M08002	·SPRING WASHER (M8)	1	52001-	
15	551-4033600	·END PLATE	2	52001-	
16	21854B16035	·SCREW (M16X35)	2	52001-	
17	21721B16021	·SPRING WASHER (M16)	2	52001-	
18	24721-04000	·GREASE NIPPLE	1	52001-	
19	551-1009216	·LATCH ASS'Y	1	52001-	
20	556-3337600	·CUSHION	1	52001-	
21	556-4461900	·COLLAR	4	52001-	
22	21075M12030	·BOLT (M12X30)	4	52001-	
23	21742-12013	·PLAIN WASHER (M12)	4	52001-	
24	578-4668200	·SHEAVE COLLAR (3L)	4	52001-	



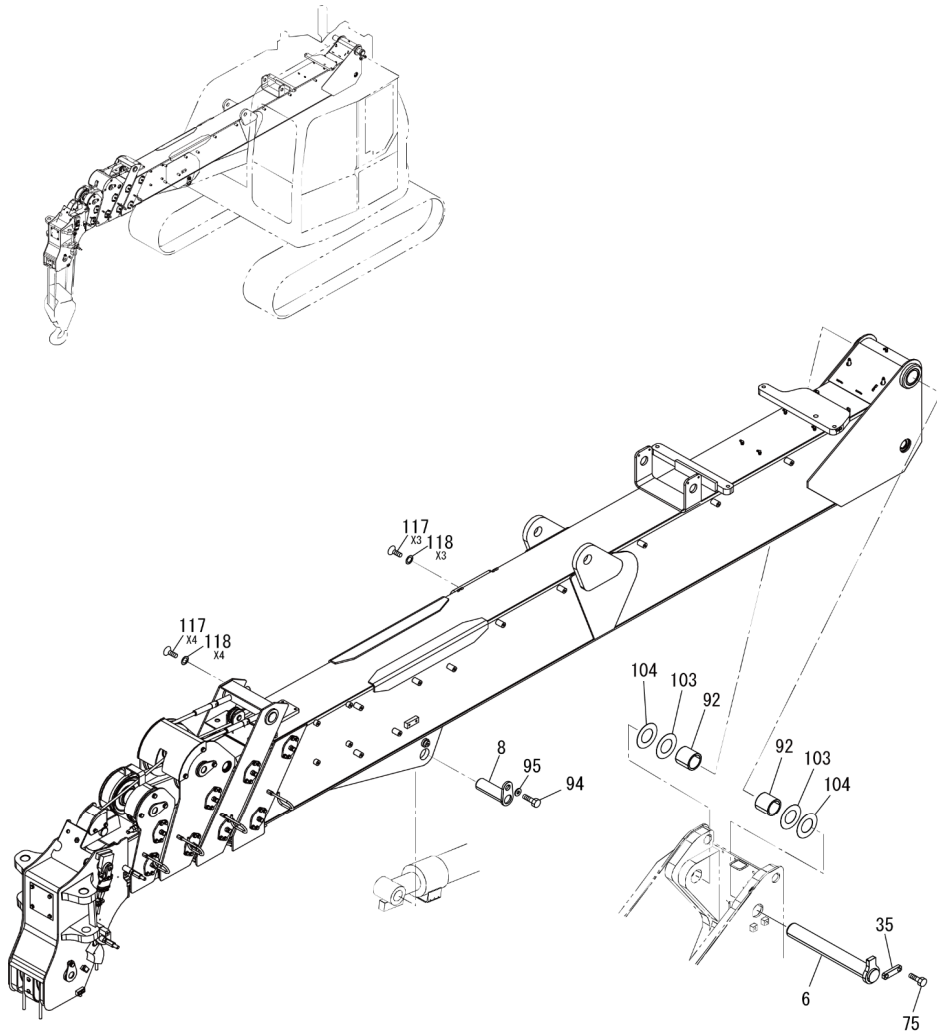
A-A 断面  
Cross section A-A

SAP00010-1

CC985S-2  
FIG.02-01-01

CC985S-2  
BOOM ASS'Y

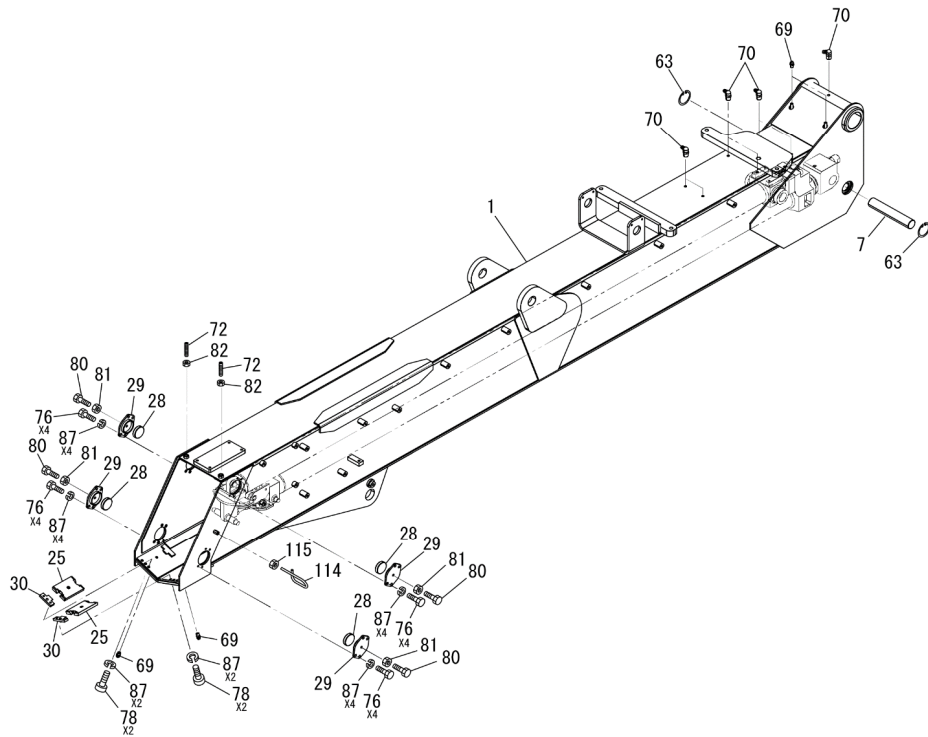
INDEX	PART NO.	DESCRIPTION	Q'TY	SERIAL NO.	REMARKS
-	558-1282300	BOOM ASS'Y	1	52001-	
6	557-4590300	·FOOT PIN	1	52001-	
8	551-4026000	·DC ROD PIN	1	52001-	
35	557-4590400	·STOPPER PLATE	1	52001-	
75	01024-81230	·SEMS BOLT (M12X30)	2	52001-	
92	S551-4041000	·BUSHING	2	52001-	
94	01024-81220	·SEMS BOLT (M12X20)	1	52001-	
95	21741M12009	·PLAIN WASHER (M12)	1	52001-	
103	551-4040101	·FOOT PIN SHIM (t=1.0)	AR	52001-	
104	551-4040102	·FOOT PIN SHIM (t=0.5)	AR	52001-	
117	21854M12016	·SCREW (M12X16)	7	52001-	
118	21741M12006	·PLAIN WASHER (M12)	7	52001-	



SAP08610

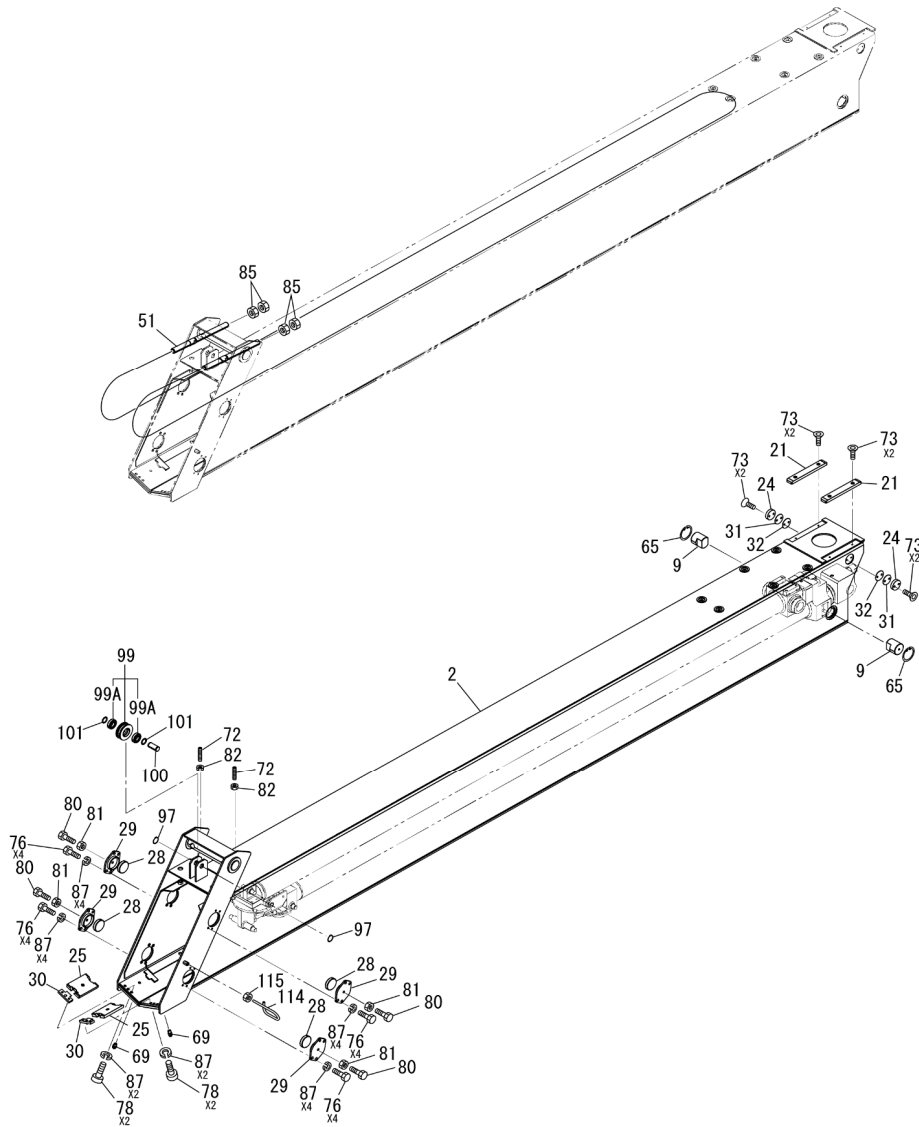
CC985S-2  
FIG.02-01-02

CC985S-2  
BOOM ASS'Y (No.1 BOOM)



SAP08620

INDEX	PART NO.	DESCRIPTION	Q'TY	SERIAL NO.	REMARKS
	558-1282300	BOOM ASS'Y	1	52001-	
1	558-1282200	·NO.1 BOOM	1	52001-	
7	551-4026600	·TELESCOPIC CYLINDER HEAD PIN	1	52001-	
25	551-4024600	·SLIDE PLATE BD	2	52001-	
28	551-4026700	·SIDE SLIDE PLATE F	4	52001-	
29	551-4024300	·SIDE SLIDE PLATE GUIDE PLATE F	4	52001-	
30	551-4024200	·SLIDE PLATE STOPPER BD	2	52001-	
63	21911-04004	·SNAP RING	2	52001-	
69	24711-01000	·GREASE NIPPLE (A-M6F)	4	52001-	
70	24711-20000	·GREASE NIPPLE (C-PT1/8)	7	52001-	
72	21822B12045	·SCREW (M12X45)	2	52001-	
76	21015M08015	·BOLT (M8X15)	16	52001-	
78	21079B08025	·SCREW (M8X25)	4	52001-	
80	21015M10020	·BOLT (M10X20)	4	52001-	
81	21211M10510	·NUT (M10)	4	52001-	
82	21211M12510	·NUT (M12)	2	52001-	
87	21711M08002	·SPRING WASHER (M8)	22	52001-	
114	558-4751200	·GUIDE	1	52001-	
115	21211M08510	·NUT (M8)	1	52001-	

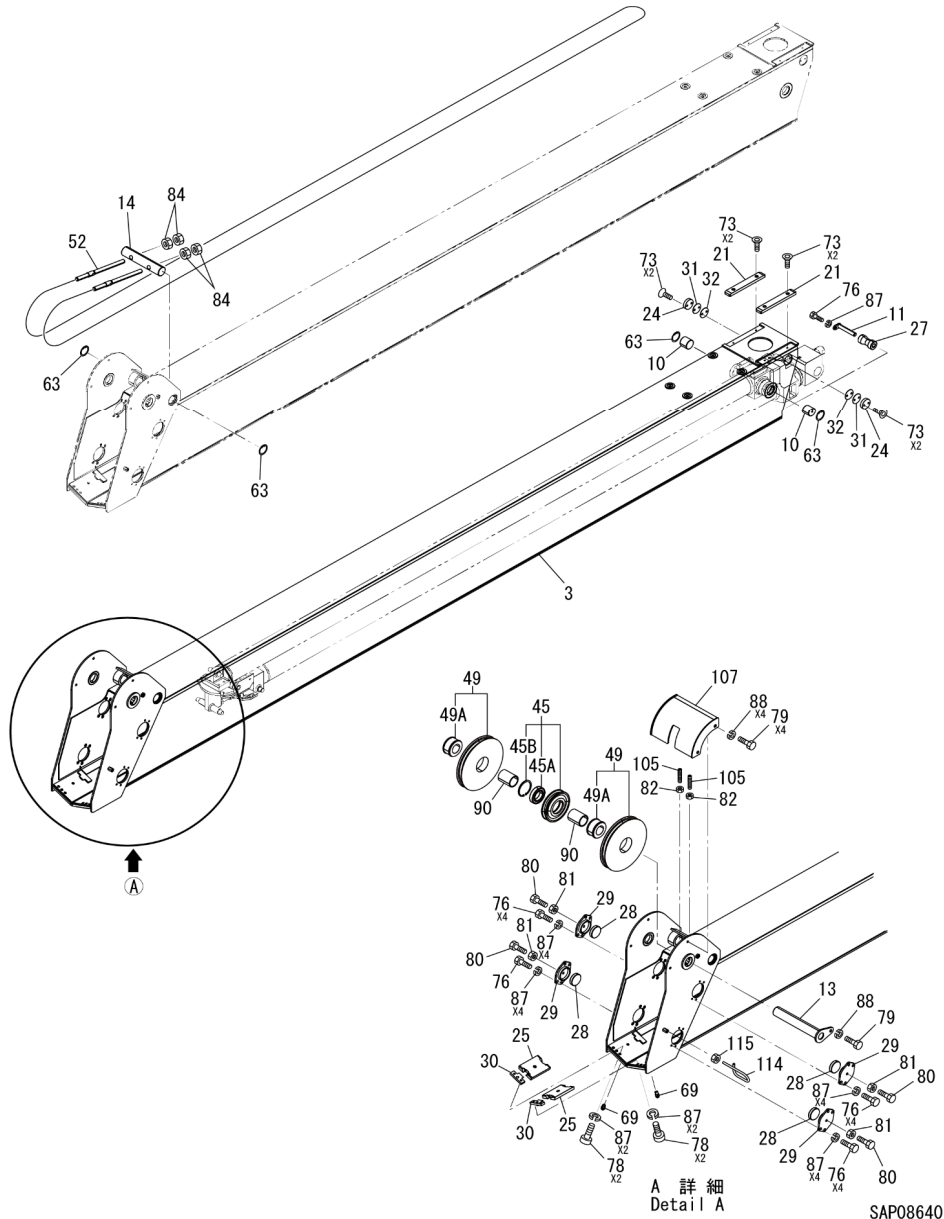


SAP08630

INDEX	PART NO.	DESCRIPTION	Q'TY	SERIAL NO.	REMARKS
-	558-1282300	BOOM ASS'Y	1	52001-	
2	557-1223200	·NO.2 BOOM	1	52001-	
9	551-4025900	·TELESCOPIC CYLINDER TRUNNION PIN B2	2	52001-	
21	551-4025000	·SLIDE PLATE B2U	2	52001-	
24	551-4024700	·REAR SIDE SLIDE PLATE	2	52001-	
25	551-4024600	·SLIDE PLATE BD	2	52001-	
28	551-4026700	·SIDE SLIDE PLATE F	4	52001-	
29	551-4024300	·SIDE SLIDE PLATE GUIDE PLATE F	4	52001-	
30	551-4024200	·SLIDE PLATE STOPPER BD	2	52001-	
31	551-4024100	·SHIM (t=0.3)	AR	52001-	
32	551-4024000	·SHIM (t=0.5)	AR	52001-	
51	S551-3032900	·NO.4 WIRE ROPE FOR EXTENSION (φ14X8550)	1	52001-	
65	21911-05004	·SNAP RING	2	52001-	
69	24711-01000	·GREASE NIPPLE (A-M6F)	2	52001-	
72	21822B12045	·SCREW (M12X45)	2	52001-	
73	21852B06016	·SCREW (M6X16, BLACK)	8	52001-	
76	21015M08015	·BOLT (M8X15)	16	52001-	
78	21079B08025	·SCREW (M8X25)	4	52001-	
80	21015M10020	·BOLT (M10X20)	4	52001-	
81	21211M10510	·NUT (M10)	4	52001-	
82	21211M12510	·NUT (M12)	2	52001-	
85	21211M22510	·NUT (M22)	4	52001-	
87	21711M08002	·SPRING WASHER (M8)	22	52001-	
97	21911-02002	·SNAP RING	2	52001-	
99	557-4625600	·GUIDE ROLLER	1	52001-	
99A	25012-06904	·BEARING	2	52001-	
100	551-4026200	·GUIDE ROLLER PIN	1	52001-	
101	551-4026800	·ROLLER SPACER	2	52001-	
114	558-4751200	·GUIDE	1	52001-	
115	21211M08510	·NUT (M8)	1	52001-	



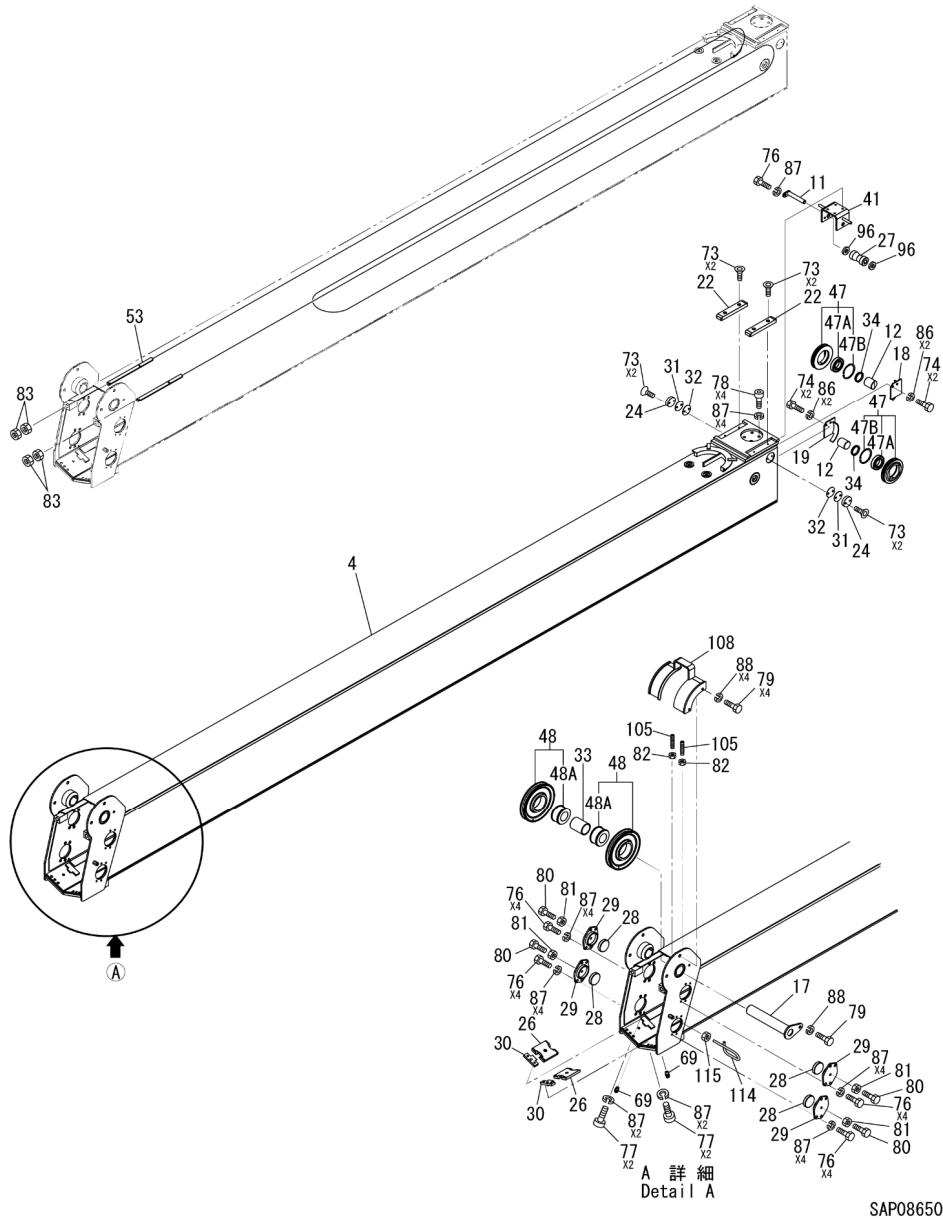
CC985S-2  
FIG.02-01-04



CC985S-2  
BOOM ASS'Y (No.3 BOOM)

INDEX	PART NO.	DESCRIPTION	Q'TY	SERIAL NO.	REMARKS
-	558-1282300	BOOM ASS'Y	1	52001-	
3	556-1159000	·NO.3 BOOM	1	52001-	
10	551-4025800	·TELESCOPIC CYLINDER TRUNNION PIN B3	2	52001-	
11	551-4025700	·TELESCOPIC CYLINDER GUIDE ROLLER PIN	1	52001-	
13	551-4025500	·NO.4 EXTENSION SHEAVE PIN	1	52001-	
14	551-4025400	·NO.5 EXTENSION WIRE FIXING PIN	1	52001-	
21	551-4025000	·SLIDE PLATE B2U	2	52001-	
24	551-4024700	·REAR SIDE SLIDE PLATE	2	52001-	
25	551-4024600	·SLIDE PLATE BD	2	52001-	
27	551-4024400	·TELESCOPIC CYLINDER GUIDE ROLLER	1	52001-	
28	551-4026700	·SIDE SLIDE PLATE F	4	52001-	
29	551-4024300	·SIDE SLIDE PLATE GUIDE PLATE F	4	52001-	
30	551-4024200	·SLIDE PLATE STOPPER BD	2	52001-	
31	551-4024100	·SHIM (t=0.3)	AR	52001-	
32	551-4024000	·SHIM (t=0.5)	AR	52001-	
45	551-3019700	·GUIDE SHEAVE	1	52001-	
45A	25012-06008	·BEARING	1	52001-	
45B	21911-06804	·SNAP RING	1	52001-	
49	S551-3033500	·NO.4 EXTENSION SHEAVE	2	52001-	
49A	N5214-50080	·BEARING	1	52001-	
52	S551-3032800	·NO.5 WIRE ROPE FOR EXTENSION (φ10X8450)	1	52001-	
63	21911-04004	·SNAP RING	4	52001-	
69	24711-01000	·GREASE NIPPLE (A-M6F)	2	52001-	
73	21852B06016	·SCREW (M6X16)	8	52001-	
76	21015M08015	·BOLT (M8X15)	17	52001-	
78	21079B08025	·SCREW (M8X25)	4	52001-	
79	21015M10015	·BOLT (M10X15)	5	52001-	
80	21015M10020	·BOLT (M10X20)	4	52001-	
81	21211M10510	·NUT (M10)	4	52001-	
82	21211M12510	·NUT (M12)	2	52001-	
84	21211M16510	·NUT (M16)	4	52001-	
87	21711M08002	·SPRING WASHER (M8)	23	52001-	
88	21711M10002	·SPRING WASHER (M10)	5	52001-	
90	557-4625400	·COLLAR B	2	52001-	
105	21822B12065	·SCREW (M12X65)	2	52001-	
107	557-3480100	·SHEAVE GUARD B3	1	52001-	
114	558-4751200	·GUIDE	1	52001-	
115	21211M08510	·NUT (M8)	1	52001-	

CC985S-2  
FIG.02-01-05

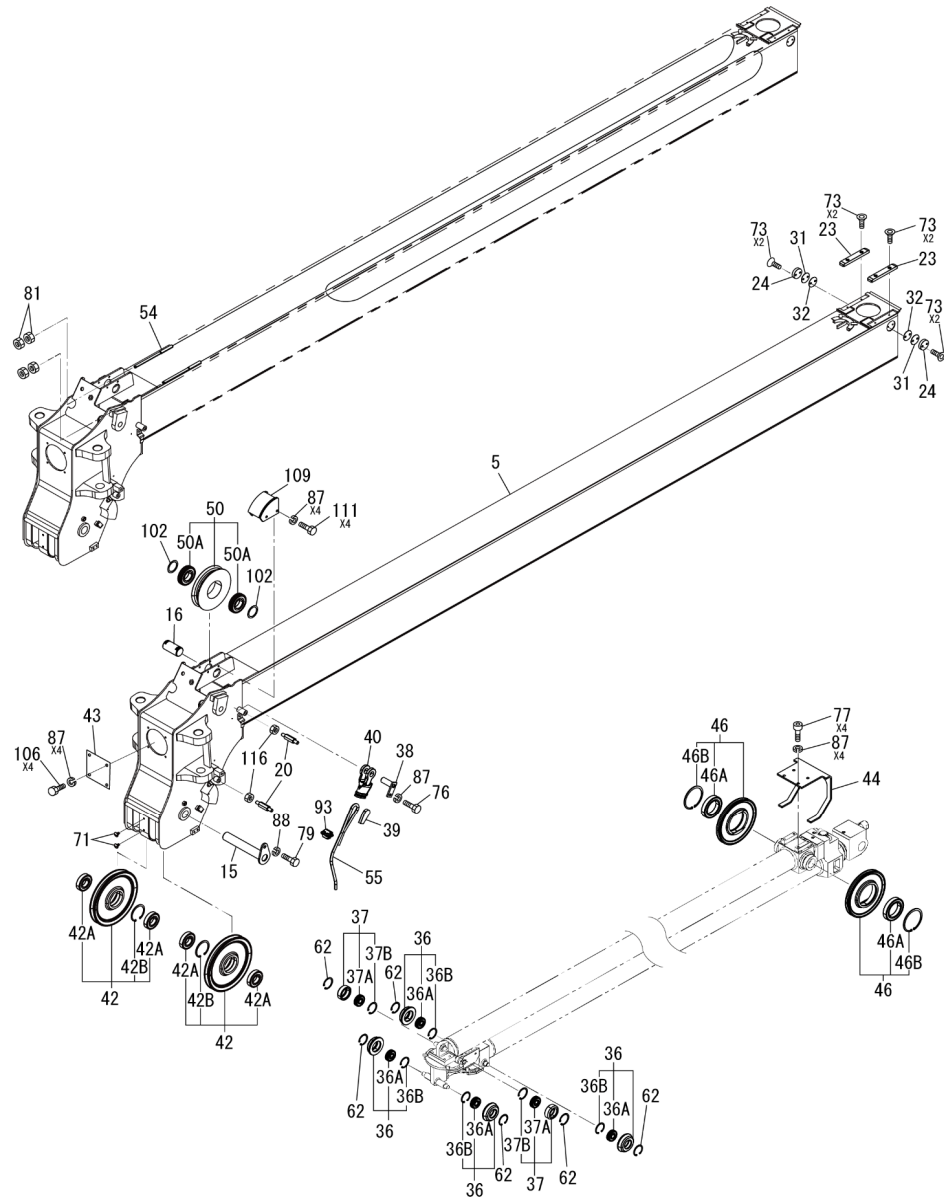


CC985S-2  
BOOM ASS'Y (No.4 BOOM)

INDEX	PART NO.	DESCRIPTION	Q'TY	SERIAL NO.	REMARKS
-	558-1282300	BOOM ASS'Y	1	52001-	
4	556-1159100	·NO.4 BOOM	1	52001-	
11	551-4025700	·TELESCOPIC CYLINDER GUIDE ROLLER PIN	1	52001-	
12	551-4025600	·NO.5 CONTRACTING SHEAVE PIN	2	52001-	
17	551-4023300	·SHEAVE PIN B	1	52001-	
18	551-4025300	·NO.5 CONTRACTING SHEAVE COVER A	1	52001-	
19	551-4025200	·NO.5 CONTRACTING SHEAVE COVER B	1	52001-	
22	551-4024900	·SLIDE PLATE B4U	2	52001-	
24	551-4024700	·REAR SIDE SLIDE PLATE	2	52001-	
26	551-4024500	·SLIDE PLATE BD4	2	52001-	
27	551-4024400	·TELESCOPIC CYLINDER GUIDE ROLLER	1	52001-	
28	551-4026700	·SIDE SLIDE PLATE F	4	52001-	
29	551-4024300	·SIDE SLIDE PLATE GUIDE PLATE F	4	52001-	
30	551-4024200	·SLIDE PLATE STOPPER BD	2	52001-	
31	551-4024100	·SHIM (t=0.3)	AR	52001-	
32	551-4024000	·SHIM (t=0.5)	AR	52001-	
33	551-4023900	·COLLAR A	1	52001-	
34	551-4023800	·NO.5 CONTRACTING SHEAVE COLLAR	2	52001-	
41	553-3157200	·TC GUIDE ROLLER BRACKET	1	52001-	
47	551-3020000	·NO.5 CONTRACTING SHEAVE	2	52001-	
47A	25012-06007	·BEARING	1	52001-	
47B	21911-06204	·SNAP RING	1	52001-	
48	551-3019800	·NO.5 EXTENSION SHEAVE	2	52001-	
48A	N5214-50080	·BEARING	1	52001-	
53	S551-3032700	·NO.4 WIRE ROPE FOR RETRACTION (φ8X14850)	1	52001-	
69	24711-01000	·GREASE NIPPLE (A-M6F)	2	52001-	
73	21852B06016	·BOLT (M6X16)	8	52001-	
74	21015M06010	·BOLT (M6X10)	4	52001-	
76	21015M08015	·BOLT (M8X15)	17	52001-	
77	21079B08022	·SCREW (M8X22)	4	52001-	
78	21079B08025	·SCREW (M8X25)	4	52001-	
79	21015M10015	·BOLT (M10X15)	5	52001-	
80	21015M10020	·BOLT (M10X20)	4	52001-	
81	21211M10510	·NUT (M10)	4	52001-	
82	21211M12510	·NUT (M12)	2	52001-	
83	21211M14510	·NUT (M14)	4	52001-	
86	21711M06002	·SPRING WASHER (M6)	4	52001-	
87	21711M08002	·SPRING WASHER (M8)	27	52001-	
88	21711M10002	·SPRING WASHER (M10)	5	52001-	
96	21741M14006	·PLAIN WASHER (M14)	2	52001-	
105	21822B12065	·SEAL RING WITH HEXAGON SOCKET (M12X65)	2	52001-	
108	556-3339400	·SHEAVE GUARD B4 (M8)	1	52001-	
114	558-4751200	·GUIDE	1	52001-	
115	21211M08510	·NUT (M8)	1	52001-	

CC985S-2  
FIG.02-01-06

CC985S-2  
BOOM ASS'Y (No.5 BOOM)

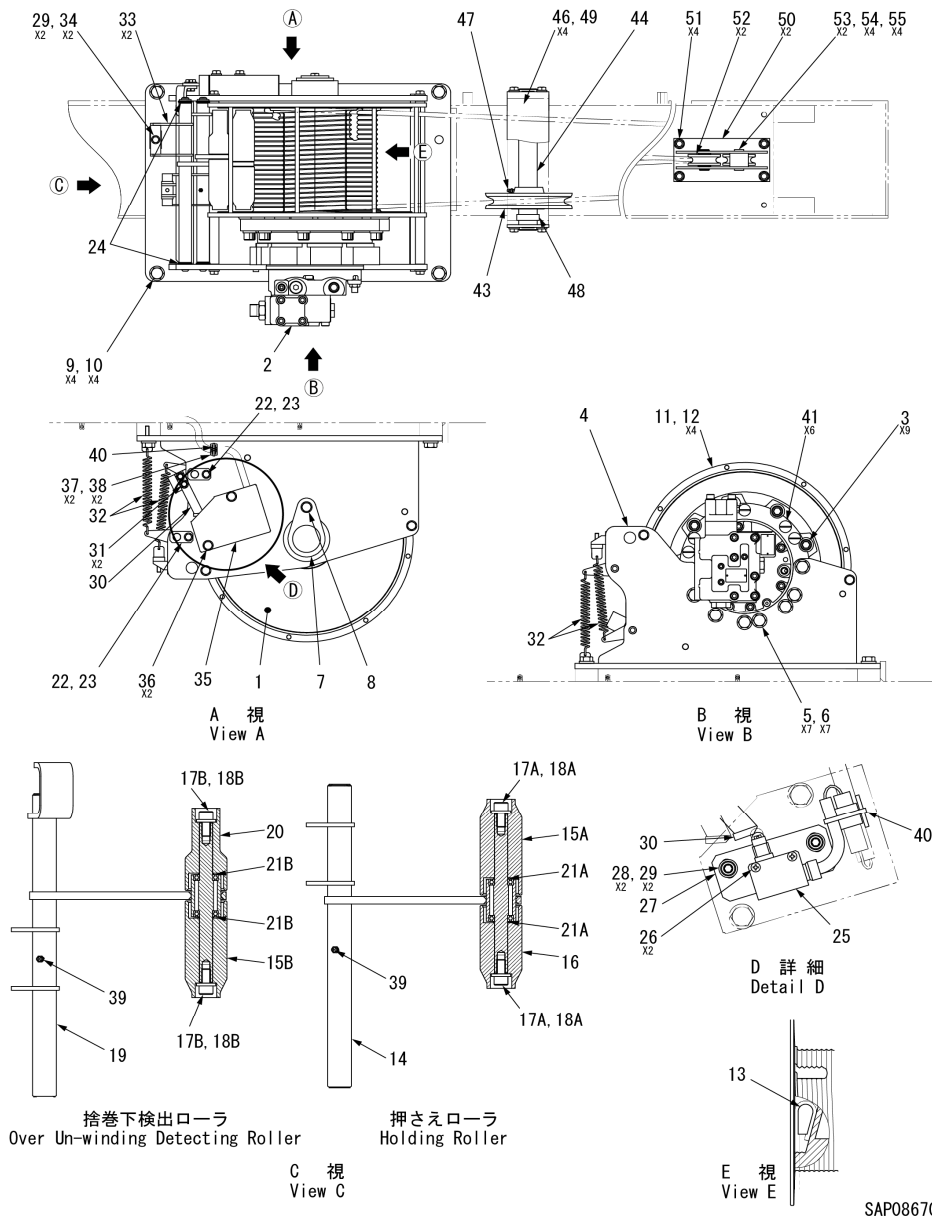


SAP08660

INDEX	PART NO.	DESCRIPTION	Q'TY	SERIAL NO.	REMARKS
-	558-1282300	BOOM ASS'Y	1	52001-	
5	558-1282400	·NO.5 BOOM	1	52001-	
15	578-4661100	·POINT PIN	1	52001-	
16	551-4023400	·SHEAVE PIN A	1	52001-	
20	558-4775600	·STAY	2	52001-	
23	551-4024800	·SLIDE PLATE B5U	2	52001-	
24	551-4024700	·R SIDE SLIDE PLATE	2	52001-	
31	551-4024100	·SHIM (t=0.3)	AR	52001-	
32	551-4024000	·SHIM (t=0.5)	AR	52001-	
36	551-4023600	·TD GUIDE ROLLER	4	52001-	
36A	25012-06303	·BEARING	1	52001-	
36B	21911-04704	·SNAP RING	1	52001-	
37	551-4023500	·TU GUIDE ROLLER	2	52001-	
37A	25012-06303	·BEARING	1	52001-	
37B	21911-04704	·SNAP RING	1	52001-	
38	585-4761400	·WEDGE SOCKET PIN	1	52001-	
39	651-4129000	·WEDGE	1	52001-	
40	556-3439000	·WEDGE SOCKET	1	52001-	
42	551-4056200	·SHEAVE ASS'Y	2	52001-	
42A	25012-06207	·BEARING	2	52001-	
42B	21911-07204	·C TYPE SNAP RING	1	52001-	
43	551-4026400	·BOOM HEAD COVER	1	52001-	
44	551-3019400	·NO.4 RETRACTION SHEAVE GUIDE	1	52001-	
46	551-3019900	·NO.4 RETRACTION SHEAVE	2	52001-	
46A	25012-06013	·BEARING	1	52001-	
46B	21911-10004	·SNAP RING	1	52001-	
50	S551-3033400	·SHEAVE	1	52001-	
50A	25012-06208	·BEARING	2	52001-	
54	S551-3032600	·No.5 WIRE ROPE FOR BOOM RETRACTION (φ6X14260)	1	52001-	
55	S553-P081400	·WIRE ROPE FOR HOISTING (φ10X115m)	1	52001-	
62	21911-01702	·SNAP RING	6	52001-	
71	21060-01000	·BOLT CAP	2	52001-	
73	21852B06016	·SCREW (M6X16)	8	52001-	
76	21015M08015	·BOLT (M8X15)	1	52001-	
77	21079B08022	·BOLT (M8X22)	4	52001-	
79	21015M10015	·BOLT (M10X15)	1	52001-	
81	21211M10510	·NUT (M10)	4	52001-	
87	21711M08002	·SPRING WASHER (M8)	13	52001-	
88	21711M10002	·SPRING WASHER (M10)	1	52001-	
93	585-4774300	·WIRE CLIP ASS'Y	1	52001-	
102	551-4026500	·SHEAVE SPACER	2	52001-	
106	21015M08014	·BOLT (M8X14)	4	52001-	
109	558-4747400	·SHEAVE COVER B5 (M12)	1	52001-	
111	21015M08014	·BOLT (M8X14)	4	52001-	
116	21211M12510	·NUT (M12)	2	52001-	

CC985S-2  
FIG.03-01-01

CC985S-2  
WINCH ASS'Y (1/2)



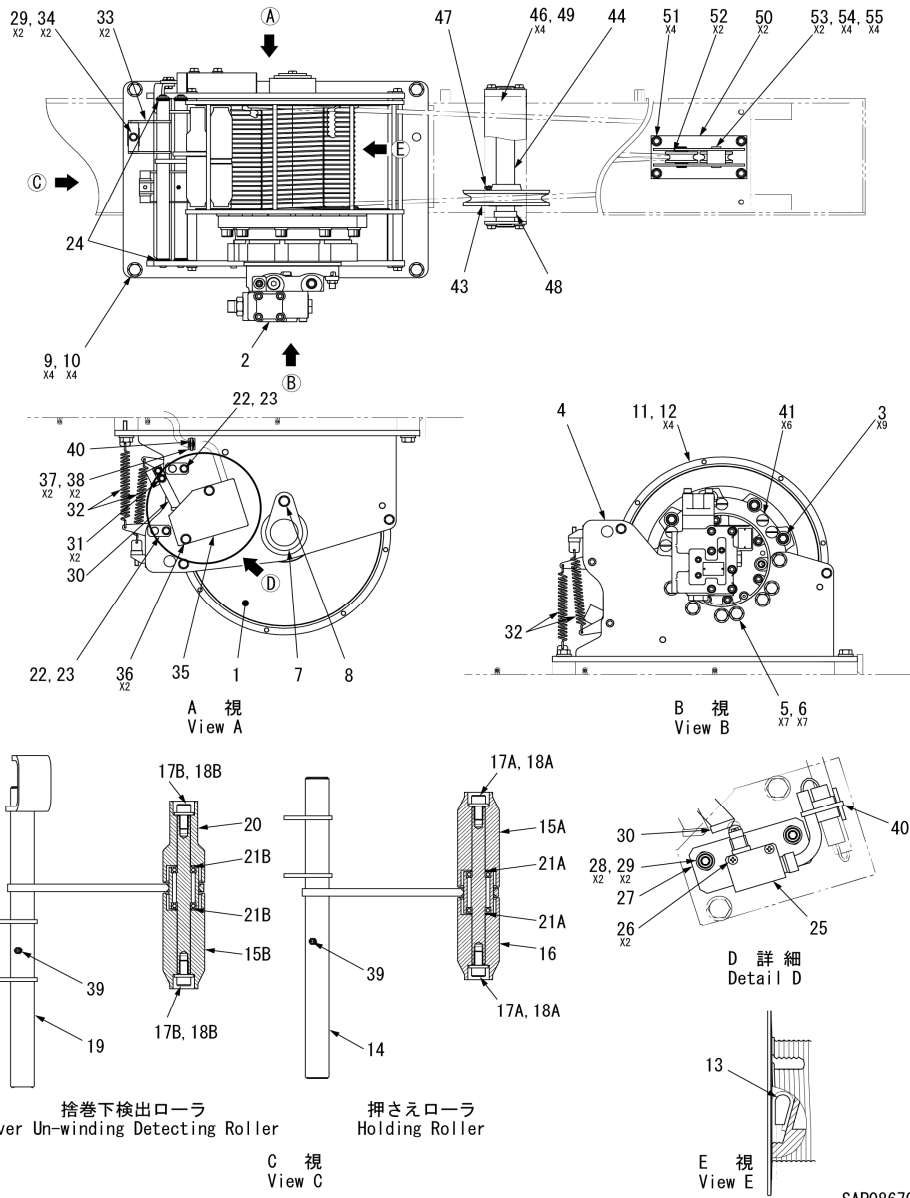
INDEX	PART NO.	DESCRIPTION	Q'TY	SERIAL NO.	REMARKS
1	584-1248100	WINCH DRUM ASS'Y	1	52001-	
2	S557A2439000	WINCH MOTOR ASS'Y	1	52001-	
3	21079B16040	BOLT (M16X40)	9	52001-	
4	557-1222200	WINCH CASE	1	52001-	
5	21019B16040	BOLT (M16X40)	7	52001-	
6	01643-31645	WASHER (M16)	7	52001-	
7	583-4490000	DRUM PIN	1	52001-	
8	01024-81225	SEMS BOLT (M12X25)	1	52001-	
9	21019B16045	BOLT (M16X45)	4	52001-	
10	01643-31645	WASHER (M16)	4	52001-	
11	584-3426700	WINCH WIRE COVER	1	52001-	
12	01024-81025	SEMS BOLT (M10X25)	4	52001-	
13	651-4129000	WEDGE	1	52001-	
-	557-3442800A	HOLDING ROLLER ASS'Y	1	52001-	
14	557-3442800	HOLDING ROLLER ASS'Y	1	52001-	
15A	584-4576700	ROLLER A	1	52001-	
16	584-4576800	ROLLER B	1	52001-	
17A	210B5M10020	BOLT (M10X20)	2	52001-	
18A	01643-31032	WASHER (M10)	2	52001-	
21A	584-4577000	SPACER	2	52001-	
-	584-3435500A	OVER UN-WINDING DETECTING ROLLER ASS'Y	1	52001-	
15B	584-4576700	ROLLER A	1	52001-	
17B	210B5M10020	BOLT (M10X20)	2	52001-	
18B	01643-31032	WASHER (M10)	2	52001-	
19	584-3435500	OVER UN-WINDING DETECTING ROLLER SUB ASS'Y	1	52001-	
20	584-4576900	DETECTION ROLLER	1	52001-	
21B	584-4577000	SPACER	2	52001-	
22	584-4578500	ARM PIN	2	52001-	
23	01024-80816	SEMS BOLT (M8X16)	2	52001-	
24	582-4347300	ROLLER ARM SHIM	AR	52001-	
25	578-4679500	OVER UN-WINDING DETECTING ROLLER SWITCH ASS'Y	1	52001-	
26	2183AM04025	SCREW (M4X25)	2	52001-	
27	584-4565400	LIMIT SWITCH BASE	1	52001-	
28	21075M08025	BOLT (M8X25)	2	52001-	
29	01643-30823	WASHER (M8)	4	52001-	
30	584-4565500	OVER UN-WINDING DETECTING ROLLER DOG	1	52001-	
31	01024-80820	SEMS BOLT (M8X20)	2	52001-	
32	727-9306-000	SPRING	4	52001-	
33	584-4565600	SPRING BRACKET	2	52001-	
34	21022M08040	BOLT (M8X40)	2	52001-	
35	584-4580900	OVER UN-WINDING DETECTING ROLLER SWITCH COVER	1	52001-	
36	01024-81060	SEMS BOLT (M10X60)	2	52001-	
37	28821-01041	CABLE TIE STAY	2	52001-	
38	21831M06006	SCREW (M6X6)	2	52001-	
39	24711-01000	GREASE NIPPLE	2	52001-	
40	28911-13415	CABLE TIE	2	52001-	
41	21060-04100	BOLT CAP	6	52001-	

SAP08670

CC985S-2  
FIG.03-01-02

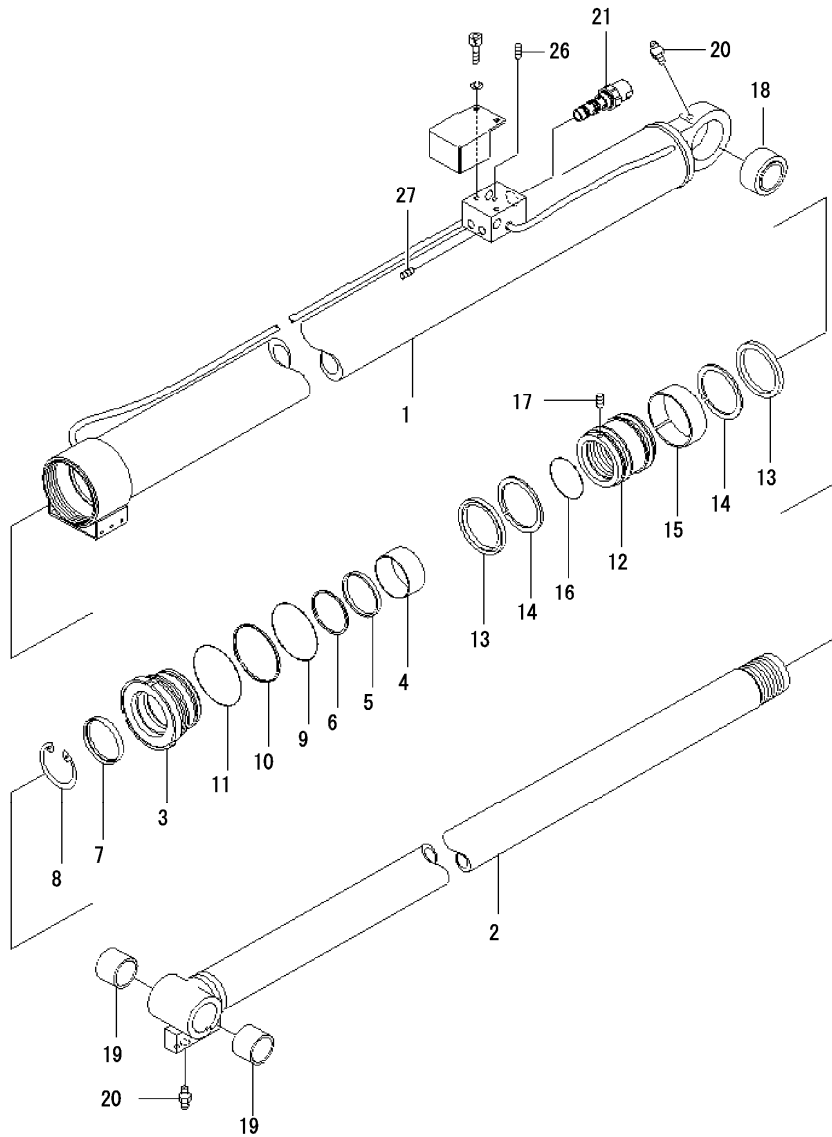
CC985S-2  
WINCH ASS'Y (2/2)

INDEX	PART NO.	DESCRIPTION	Q'TY	SERIAL NO.	REMARKS
43	S551-3033600	SNAP SHEAVE	1	52001-	
44	557-4588000	SNAP SHEAVE PIN	1	52001-	
46	01024-80820	SEMS BOLT (M8X20)	4	52001-	
47	24711-04000	GREASE NIPPLE	1	52001-	
48	551-4036600	SPACER	1	52001-	
49	557-4587000	SHEAVE COVER	1	52001-	
50	557-3443000	GUIDE ROLLER BRACKET	1	52001-	
51	01024-81020	SEMS BOLT (M10X20)	4	52001-	
52	557-4625600	GUIDE ROLLER	2	52001-	
53	551-4026200	GUIDE ROLLER PIN	2	52001-	
54	552-4136000	GUIDE ROLLER COLLAR	4	52001-	
55	21911-02002	SNAP PIN	4	52001-	



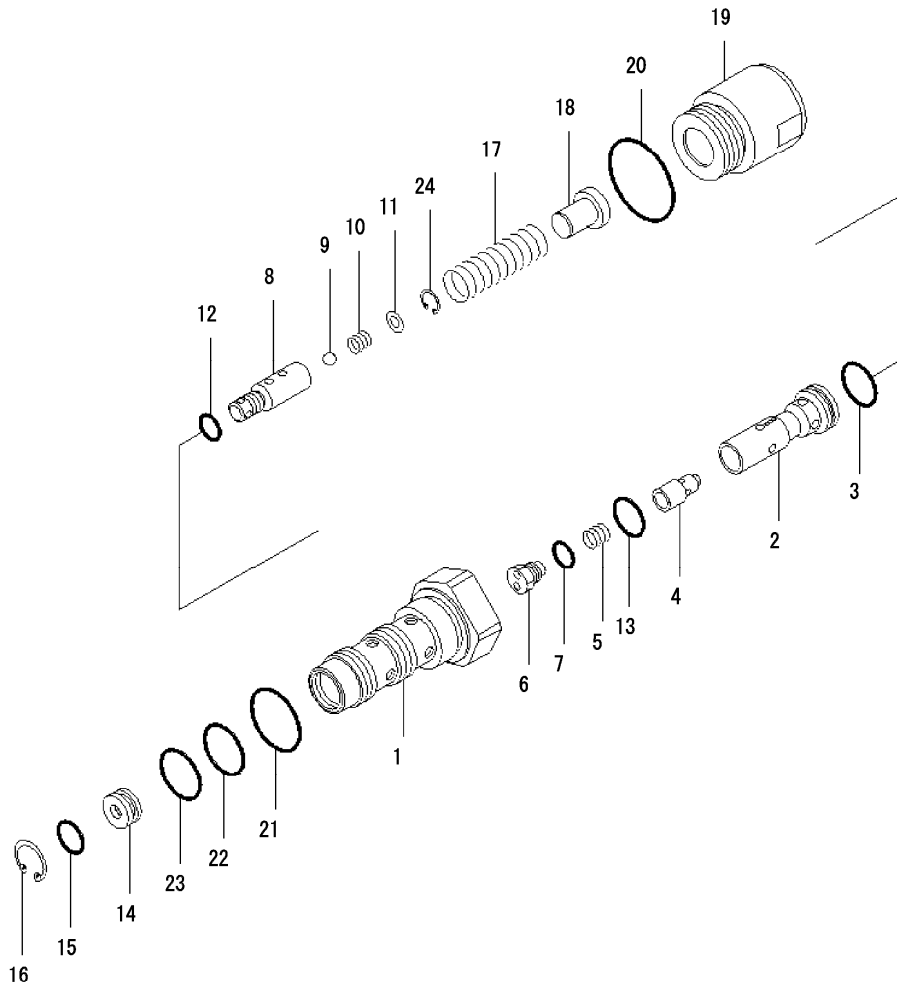
CC985S-2  
FIG.04-01-01

CC985S-2  
DERRICK CYLINDER ASS'Y



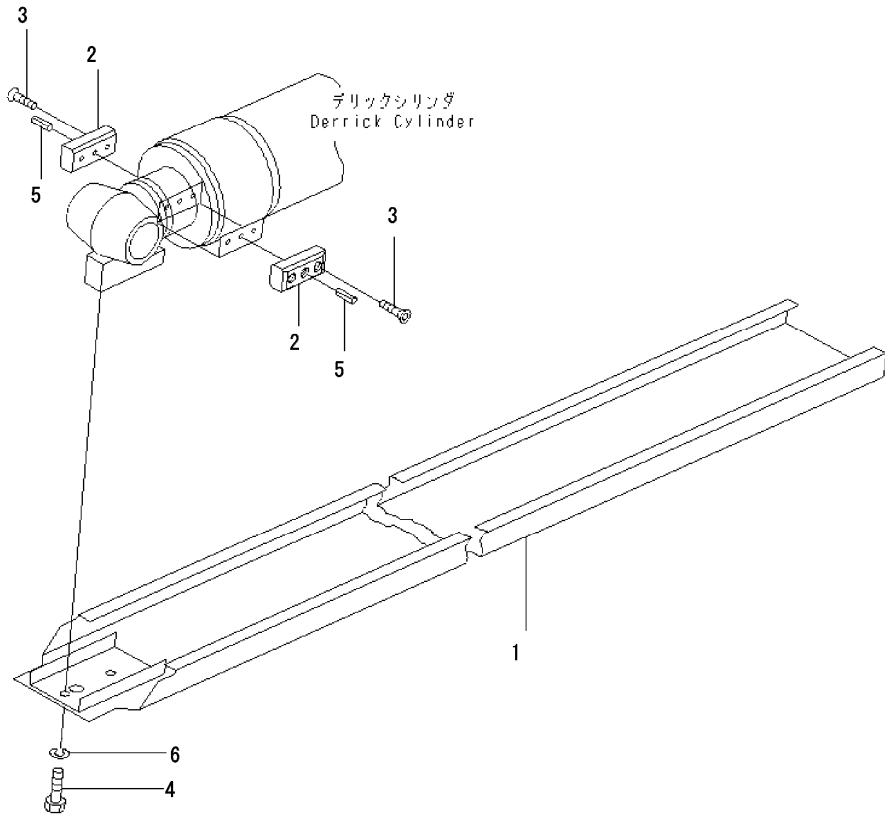
SAP08680

INDEX	PART NO.	DESCRIPTION	Q'TY	SERIAL NO.	REMARKS
-	S552-F044500	DERRICK CYLINDER ASS'Y	1	52001-	
1	S552-F044501	·CYLINDER	1	52001-	
2	S552-F044502	·ROD	1	52001-	
3	S552-F044503	·CYLINDER HEAD	1	52001-	
4	25511-08040	·BUSHING	1	52001-	
5	S552-F044504	·◆ROD PACKING	1	52001-	
6	S552-F044505	·◆BACKUP RING	1	52001-	
7	S552-F044506	·◆DUST SEAL	1	52001-	
8	S552-F044507	·SNAP RING	1	52001-	
9	26210-21000	·◆O-RING	1	52001-	
10	S552-F044508	·◆BACKUP RING	1	52001-	
11	26211-11100	·◆O-RING	1	52001-	
12	S552-F044509	·PISTON	1	52001-	
13	S552-F044510	·◆PISTON PACKING	2	52001-	
14	S552-F044511	·◆BACKUP RING	2	52001-	
15	S552-F044512	·◆WEAR RING	1	52001-	
16	26211-20700	·◆O-RING	1	52001-	
17	21822-08012	·SCREW	1	52001-	
18	S552-F044513	·BUSHING	1	52001-	
19	S552-F044514	·BUSHING	2	52001-	
20	24711-04000	·GREASE NIPPLE	2	52001-	
21	4380-27000-0	·COUNTER BALANCE VALVE ASS'Y	1	52001-	
26	22031-90011	·PLUG	2	52001-	
27	S552-F044516	·ORIFICE	1	52001-	
KIT	S552-F044517	SEAL KIT ◆ (5-7,9-11,13-16)	1	52001-	



SAP08690

INDEX	PART NO.	DESCRIPTION	Q'TY	SERIAL NO.	REMARKS
-	S552-F044500	DERRICK CYLINDER ASS'Y	1	52001-	
-	4380-27000-0	COUNTER BALANCE VALVE ASS'Y	1	52001-	
1	☆	·BODY	1	52001-	
2	☆	·SPOOL	1	52001-	
3	2630-01010-0	·◆O-RING	1	52001-	
4	☆	·BOVET, CHECK VALVE	1	52001-	
5	☆	·SPRING	1	52001-	
6	☆	·PLUG	1	52001-	
7	2630-01010-0	·◆O-RING	1	52001-	
8	☆	·PLUG, ORIFICE	1	52001-	
9	☆	·BALL, STEEL	1	52001-	
10	☆	·SPRING	1	52001-	
11	☆	·WASHER	1	52001-	
12	2630-01008-0	·◆O-RING	1	52001-	
13	2630-02016-0	·◆O-RING	1	52001-	
14	☆	·PLATE, ORIFICE	1	52001-	
15	4380-26012-0	·◆O-RING	1	52001-	
16	2194-01910-1	·SNAP RING	1	52001-	
17	☆	·SPRING	1	52001-	
18	☆	·SEAT, SPRING	1	52001-	
19	☆	·PLUG	1	52001-	
20	2630-01026-0	·◆O-RING	1	52001-	
21	2630-02028-0	·◆O-RING	1	52001-	
22	2630-02022-0	·◆O-RING	1	52001-	
23	2630-02020-0	·◆O-RING	1	52001-	
24	2194-01010-1	·SNAP RING	1	52001-	
KIT	4038-26016-0	SEAL KIT ◆ (3,7,12-13,15-16,20-23)	1	52001-	



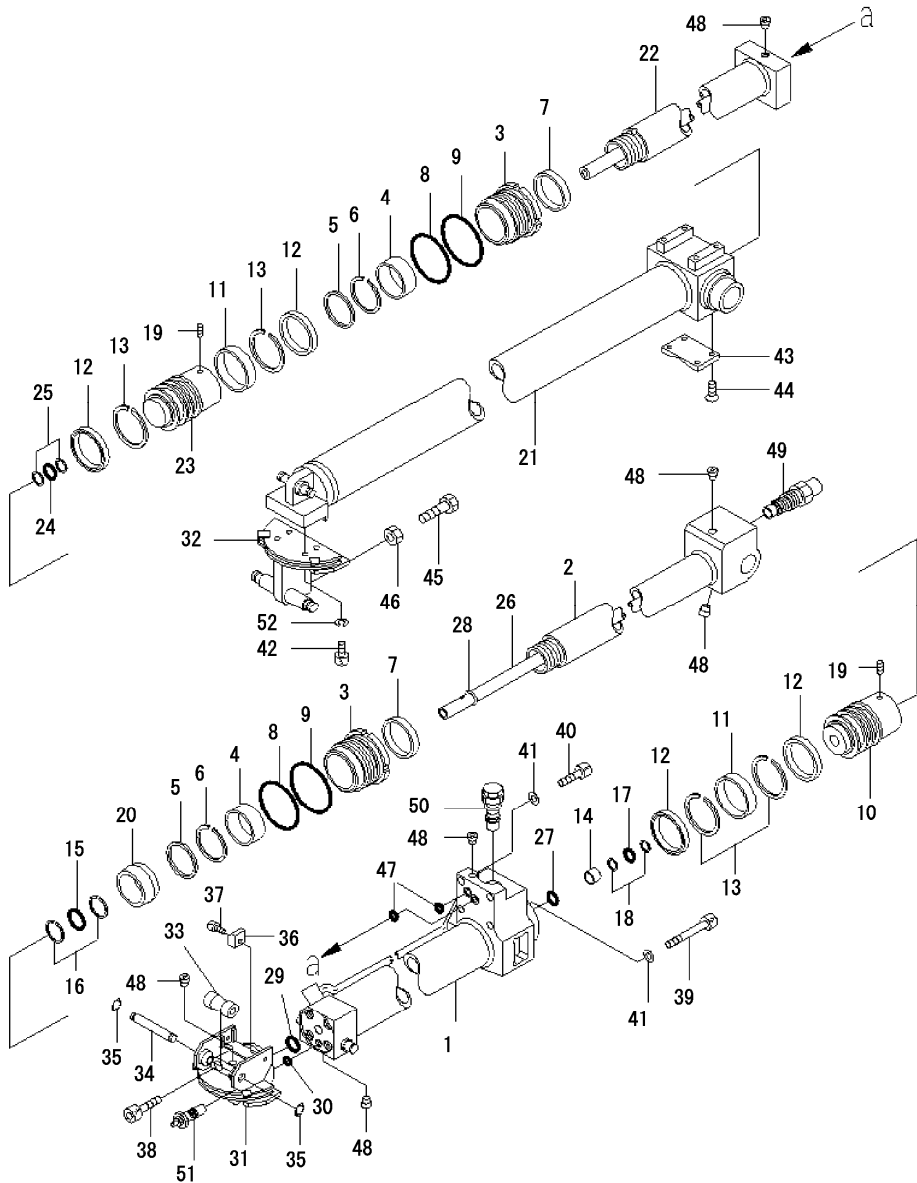
INDEX	PART NO.	DESCRIPTION	Q'TY	SERIAL NO.	REMARKS
1	551-4046000	ROD GUARD	1	52001-	
2	551-4046300	SLIDE PLATE	2	52001-	
3	21852-06025	BOLT (M6X25)	4	52001-	
4	21015M10030	BOLT (M10X30)	2	52001-	
5	21520-06025	SPRING PIN	2	52001-	
6	21711M10003	SPRING WASHER (M10)	2	52001-	

SAP08700



CC985S-2  
FIG.05-01-01

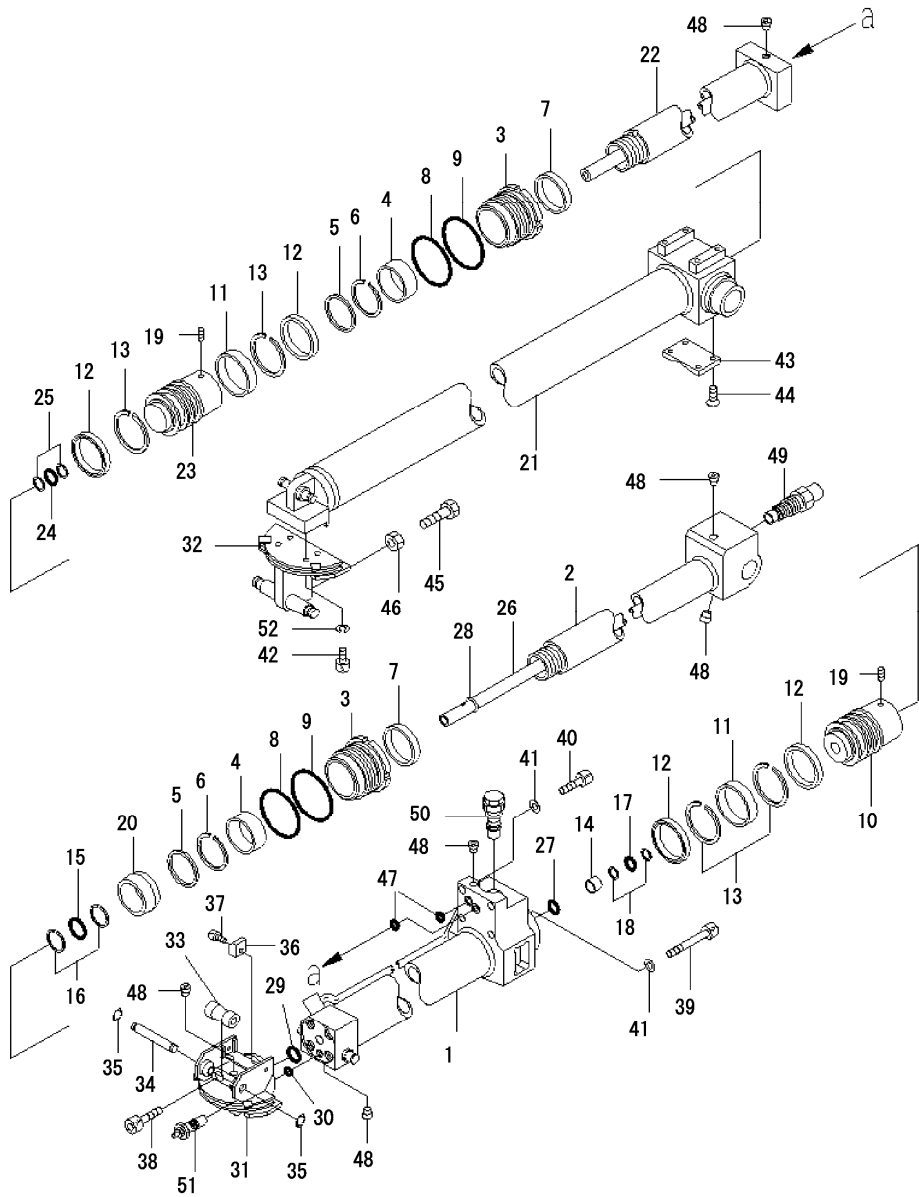
CC985S-2  
TELESCOPIC CYLINDER ASS'Y (1/2)



SAP08710

INDEX	PART NO.	DESCRIPTION	Q'TY	SERIAL NO.	REMARKS
-	S551-2011600	TELESCOPIC CYLINDER ASS'Y	1	52001-	
1	551-2011601	·TUBE, NO.1 CYLINDER	1	52001-	
2	551-2011602	·ROD, NO.1 CYLINDER PISTON	1	52001-	
3	551-2011603	·HEAD, CYLINDER	2	52001-	
4	25511-06030	·BUSHING	2	52001-	
5	551-2011604	·◆U-RING	2	52001-	
6	551-2011605	·◆RING, BACKUP	2	52001-	
7	551-2011606	·◆RING, WIPER	2	52001-	
8	26210-20800	·◆O-RING	2	52001-	
9	26211-20850	·◆O-RING	2	52001-	
10	551-2011607	·PISTON, NO.1	1	52001-	
11	551-2011608	·◆RING, WEAR	2	52001-	
12	551-2011609	·◆U-RING	4	52001-	
13	551-2011610	·◆RING, BACKUP	4	52001-	
14	2511-02015	·BUSHING	1	52001-	
15	26210-20320	·◆O-RING	1	52001-	
16	551-2011611	·◆RING, BACKUP	2	52001-	
17	26210-20200	·◆O-RING	1	52001-	
18	551-2011612	·◆RING, BACKUP	2	52001-	
19	21822-08012	·SCREW	2	52001-	
20	551-2011613	·DOG	1	52001-	
21	551-2011614	·TUBE, NO.2 CYLINDER	1	52001-	
22	551-2011615	·ROD, NO.2 CYLINDER PISTON	1	52001-	
23	551-2011616	·PISTON, NO.2	1	52001-	
24	26210-20200	·◆O-RING	1	52001-	
25	551-2011612	·◆RING, BACKUP	2	52001-	
26	551-2011617	·PIPE	1	52001-	
27	26210-20200	·◆O-RING	1	52001-	
28	551-2011618	·STOPPER	1	52001-	
29	26210-20260	·◆O-RING	1	52001-	
30	26210-20160	·◆O-RING	1	52001-	
31	551-2011619	·GUIDE ASSEMBLY	1	52001-	
32	551-2011620	·SHEAVE ASSEMBLY	1	52001-	
33	551-2011621	·ROLLER	1	52001-	
34	551-2011622	·PIN	1	52001-	
35	21911-01502	·RING, SNAP	2	52001-	
36	551-2011623	·PLATE, GUIDE	2	52001-	
37	21079-08018	·BOLT	2	52001-	
38	20179-14070	·BOLT	4	52001-	
39	21079-14105	·BOLT	2	52001-	
40	21079-14055	·BOLT	2	52001-	
41	21711-14021	·WASHER	4	52001-	
42	21079-10025	·BOLT	4	52001-	
43	551-2011624	·PLATE, GUIDE SLIDE	1	52001-	
44	21852-06012	·BOLT	4	52001-	
45	21012-14070	·BOLT	1	52001-	
46	21211-14210	·BOLT	1	52001-	

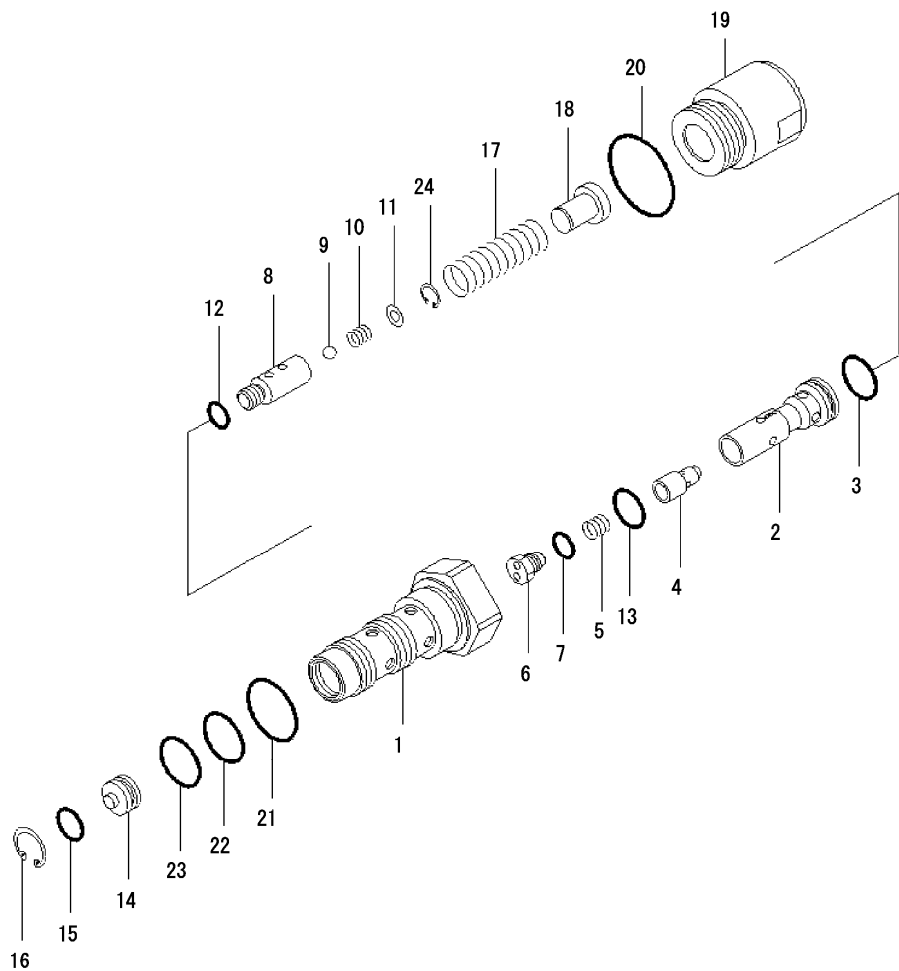
CC985S-2  
FIG.05-01-02



SAP08710

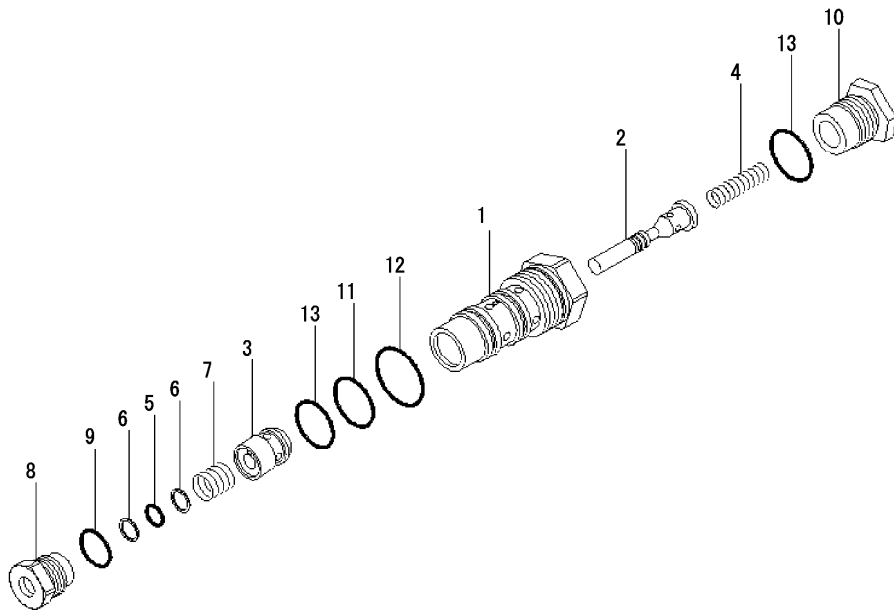
CC985S-2  
TELESCOPIC CYLINDER ASS'Y (2/2)

INDEX	PART NO.	DESCRIPTION	Q'TY	SERIAL NO.	REMARKS
-	S551-2011600	TELESCOPIC CYLINDER ASS'Y	1	52001-	
47	26210-24140	·◆O-RING	2	52001-	
48	22031-90031	·PLUG	6	52001-	
49	4380-26000-0	·VALVE ASSEMBLY, COUNTER BALANCE	1	52001-	
50	4380-04000-1	·VALVE ASSEMBLY, SEQUENCE	1	52001-	
51	736-0707-000	·CHECK VALVE ASSEMBLY, MECHANICAL	1	52001-	
52	21711-10003	·WASHER, SPRING	4	52001-	
KIT	551-2011625	SEAL KIT ◆ (5-9,11-13,15-18,24-25,27,29-30,47)	1	52001-	



SAP08720

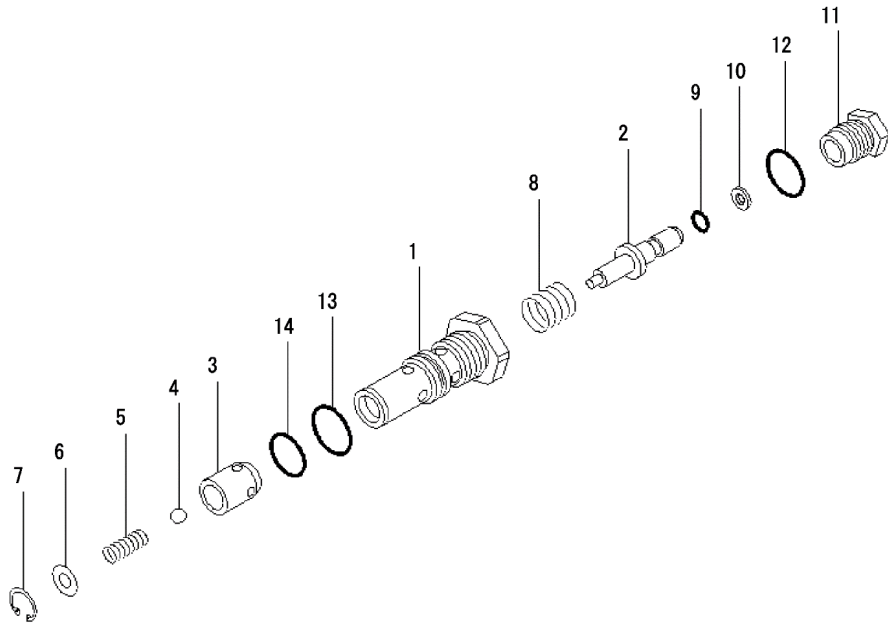
INDEX	PART NO.	DESCRIPTION	Q'TY	SERIAL NO.	REMARKS
-	S551-2011600	TELESCOPIC CYLINDER ASS'Y	1	52001-	
-	4380-26000-0	·VALVE ASSEMBLY, COUNTER BALANCE	1	52001-	
1	☆	·BODY	1	52001-	
2	☆	·SPOOL	1	52001-	
3	2630-02018-0	·◆O-RING	1	52001-	
4	☆	·BOVET, CHECK VALVE	1	52001-	
5	☆	·SPRING	1	52001-	
6	☆	·PLUG	1	52001-	
7	2360-01010-0	·◆O-RING	1	52001-	
8	☆	·PLUG, ORIFICE	1	52001-	
9	☆	·BALL, STEEL	1	52001-	
10	☆	·SPRING	1	52001-	
11	☆	·WASHER	1	52001-	
12	2630-01008-0	·◆O-RING	1	52001-	
13	2630-02016-0	·◆O-RING	1	52001-	
14	☆	·PLATE, ORIFICE	1	52001-	
15	4380-26012-0	·◆O-RING	1	52001-	
16	2194-01910-1	·RING, SNAP	1	52001-	
17	☆	·SPRING	1	52001-	
18	☆	·SEAT, SPRING	1	52001-	
19	☆	·PLUG	1	52001-	
20	2630-01026-0	·◆O-RING	1	52001-	
21	2630-02028-0	·◆O-RING	1	52001-	
22	2630-02022-0	·◆O-RING	1	52001-	
23	2630-02020-0	·◆O-RING	1	52001-	
24	2194-01010-1	·RING, SNAP	1	52001-	
KIT	4380-26016-0	SEAL KIT ◆ (3,7,12-13,15,20-23)	1	52001-	



SAP08730

INDEX	PART NO.	DESCRIPTION	Q'TY	SERIAL NO.	REMARKS
-	S551-2011600	TELESCOPIC CYLINDER ASS'Y	1	52001-	
-	4380-04000-1	·VALVE ASSEMBLY, SEQUENCE	1	52001-	
1	☆	·BODY	1	52001-	
2	☆	·SPOOL	1	52001-	
3	☆	·BOVET, CHECK VALVE	1	52001-	
4	☆	·SPRING	1	52001-	
5	2630-02009-0	·◆O-RING	1	52001-	
6	4380-04005-1	·◆RING, BACKUP	2	52001-	
7	☆	·SPRING	1	52001-	
8	☆	·PLUG	1	52001-	
9	2630-01018-0	·◆O-RING	1	52001-	
10	☆	·PLUG	1	52001-	
11	2630-02522-0	·◆O-RING	1	52001-	
12	2630-02028-0	·◆O-RING	1	52001-	
13	2630-02022-0	·◆O-RING	2	52001-	
KIT	4380-04009-0	SEAL KIT ◆ (5-6,9,11-13)	1	52001-	

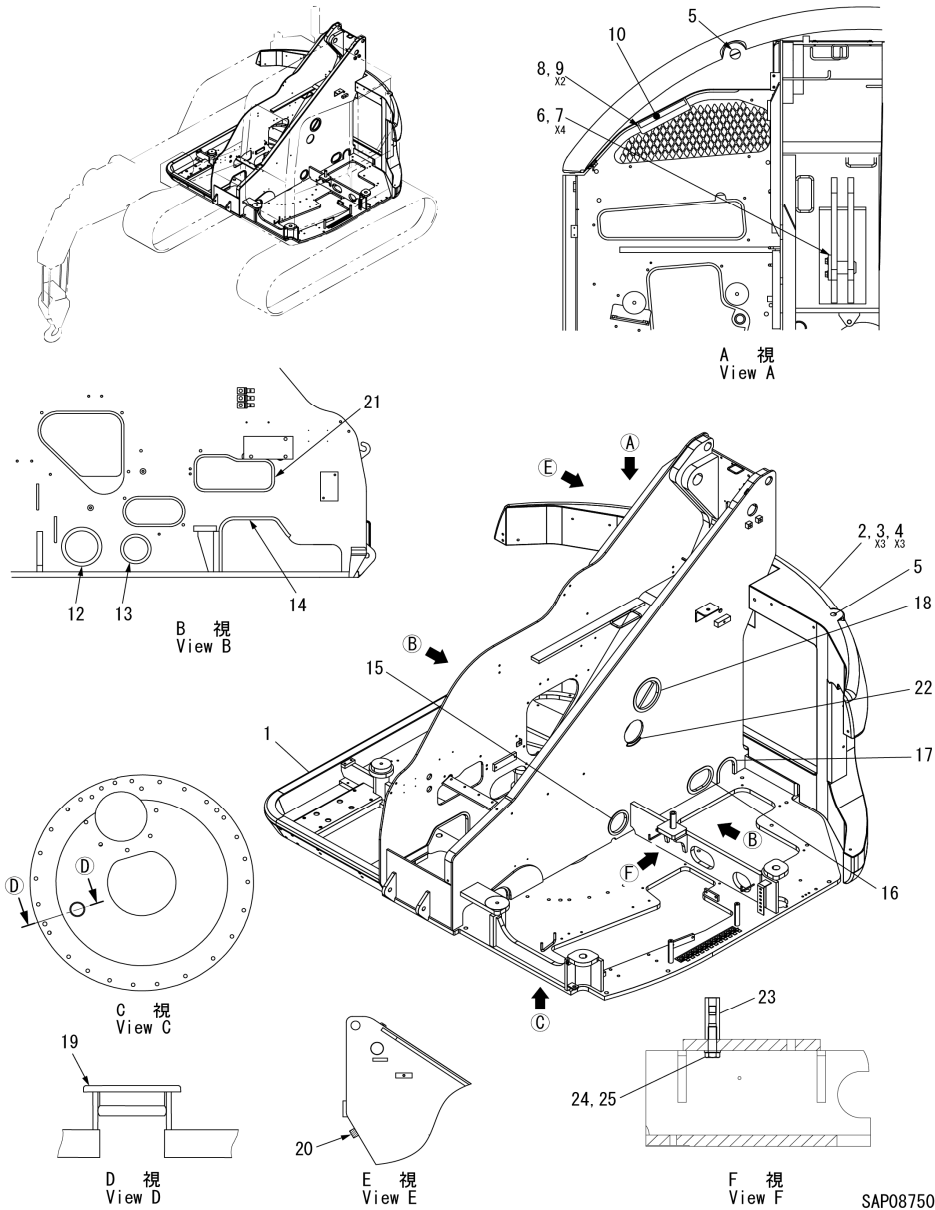
INDEX	PART NO.	DESCRIPTION	Q'TY	SERIAL NO.	REMARKS
-	S551-2011600	TELESCOPIC CYLINDER ASS'Y	1	52001-	
-	736-0707-000	·CHECK VALVE ASSEMBLY, MECHANICAL	1	52001-	
1	☆	·BODY	1	52001-	
2	☆	·ROD, BUSH	1	52001-	
3	☆	·BOVET, CHECK VALVE	1	52001-	
4	☆	·BALL, STEEL	1	52001-	
5	☆	·SPRING	1	52001-	
6	☆	·SEAT, SPRING	1	52001-	
7	2194-01410-1	·RING, SNAP	1	52001-	
8	☆	·SPRING	1	52001-	
9	2630-02005-0	·◆O-RING	1	52001-	
10	4380-79008-0	·◆RING, BACKUP	1	52001-	
11	☆	·PLUG	1	52001-	
12	2630-01011-0	·◆O-RING	1	52001-	
13	2630-02020-0	·◆O-RING	1	52001-	
14	2360-02014-0	·◆O-RING	1	52001-	
KIT	4380-79011-0	SEAL KIT ◆ (9-10,12-14)	1	52001-	



SAP08740

CC985S-2  
FIG.06-01-01

CC985S-2  
FRAME ASS'Y

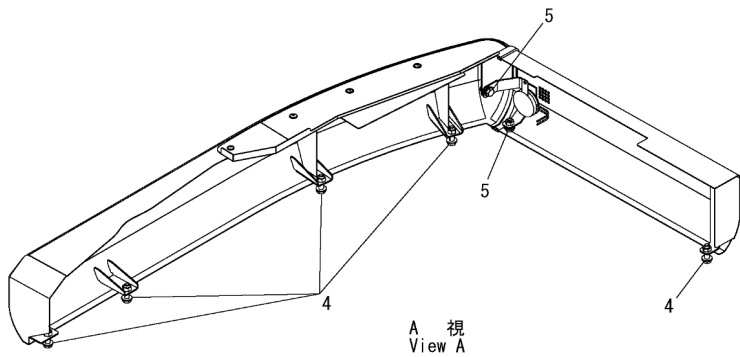
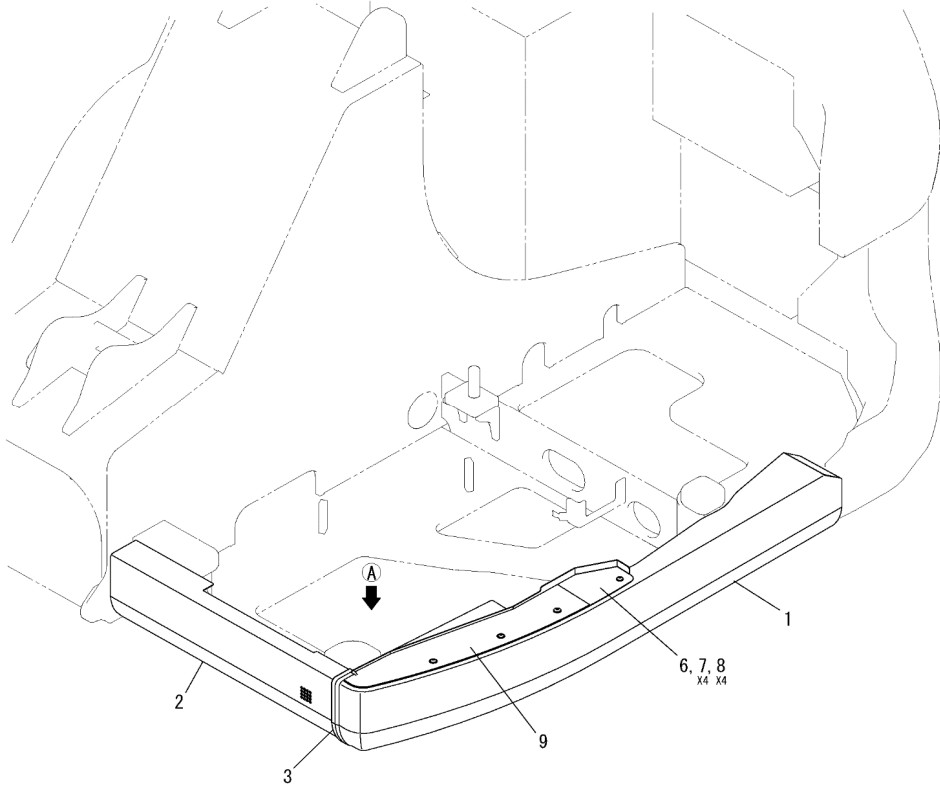


INDEX	PART NO.	DESCRIPTION	Q'TY	SERIAL NO.	REMARKS
1	558-1310200	REVOLVING FRAME	1	52001-	
2	558-1272000	COUNTER WEIGHT	1	52001-	
3	21017M24110	BOLT (M24X110)	3	52001-	
4	21741M24006	PLAIN WASHER (M24)	3	52001-	
5	21060-08000	BOLT CAP	2	52001-	
6	551-3024800	DERRICK CYLINDER HEAD PIN	1	52001-	
7	01024-81235	SEMS BOLT (M12X35)	4	52001-	
8	557-4623500	BRACKET	1	52001-	
9	01024-81020	SEMS BOLT (M10X20)	2	52001-	
10	557-4623400	SHEET	1	52001-	
12	27816-86040	TRIM (L=400)	1	52001-	
13	27816-86031	TRIM (L=310)	1	52001-	
14	27816-86048	TRIM (L=480)	1	52001-	
15	27816-86034	TRIM (L=340)	1	52001-	
16	27816-86039	TRIM (L=390)	1	52001-	
17	27816-86025	TRIM (L=250)	1	52001-	
18	27816-86047	TRIM (L=470)	1	52001-	
19	551-40389	PLUG FOR GREASE INSPECTION HOLE	1	52001-	
20	557-4623600	SHEET	1	52001-	
21	27816-86075	TRIM (L=750)	1	52001-	
22	27816-86010	TRIM (L=100)	1	52001-	
23	586-4818200	BOSS	1	52001-	
24	21017M16050	BOLT (M16X50)	1	52001-	
25	21741M16006	PLAIN WASHER (M16)	1	52001-	

CC985S-2  
FIG.06-02-01

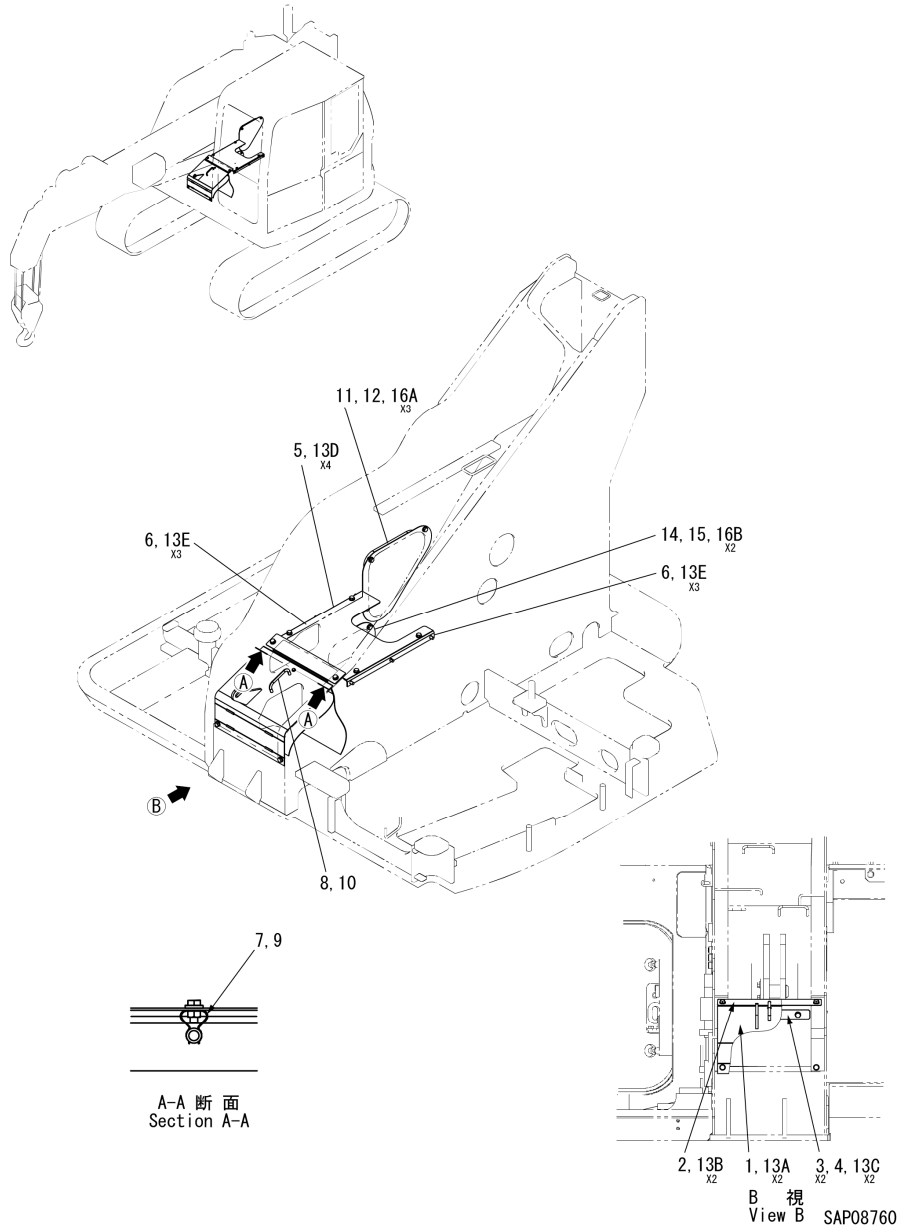
CC985S-2  
LEFT COVER ASS'Y

INDEX	PART NO.	DESCRIPTION	Q'TY	SERIAL NO.	REMARKS
1	520-1297900	LEFT SIDE COVER (1)	1	52001-	
2	520-1279800	LEFT FRONT COVER	1	52001-	
3	557-4588300	TRIM	1	52001-	
4	01024-81245	SEMS BOLT (M12X45)	5	52001-	
5	01024-81225	SEMS BOLT (M12X25)	2	52001-	
6	520-3634700	LEFT SIDE COVER	1	52001-	
7	21854M08015	SCREW (M8X15)	4	52001-	
8	21741M08006	PLAIN WASHER (M8)	4	52001-	
9	585-3528300	NON-SLIP SEAT	1	52001-	



A 視  
View A

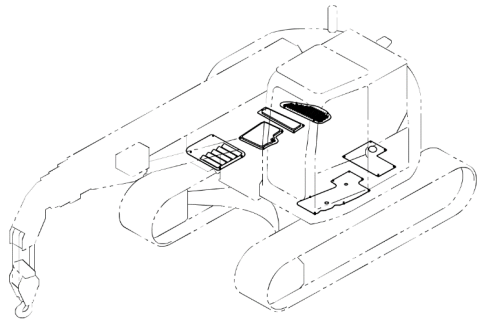
SAP05320



INDEX	PART NO.	DESCRIPTION	Q'TY	SERIAL NO.	REMARKS
1	557-2203400	FRONT COVER 1	1	52001-	
2	556-3350400	FRONT COVER 2	1	52001-	
3	558-4732600	SHEET	2	52001-	
4	556-4469300	SHEET KEEP PLATE	1	52001-	
5	558-4737300	FRONT COVER B	1	52001-	
6	557-3443700	ANGLE	2	52001-	
7	726-1611-000	CATCHER	1	52001-	
8	S556-B156800	HANDLE	1	52001-	
9	01024-80610	SEMS BOLT (M6X10)	1	52001-	
10	21211M06510	NUT (M6)	1	52001-	
11	558-4697700	ACOUSTIC MATERIAL	1	52001-	
12	558-4697600	COVER	1	52001-	
13A	01024-81020	SEMS BOLT (M10X20)	2	52001-	
13B	01024-81020	SEMS BOLT (M10X20)	2	52001-	
13C	01024-81020	SEMS BOLT (M10X20)	2	52001-	
13D	01024-81020	SEMS BOLT (M10X20)	4	52001-	
13E	01024-81020	SEMS BOLT (M10X20)	6	52001-	
14	578-4662100	ER COVER	1	52001-	
15	578-4670800	ACOUSTIC MATERIAL ER	1	52001-	
16A	01024-81016	SEMS BOLT (M10X16)	3	52001-	
16B	01024-81016	SEMS BOLT (M10X16)	2	52001-	

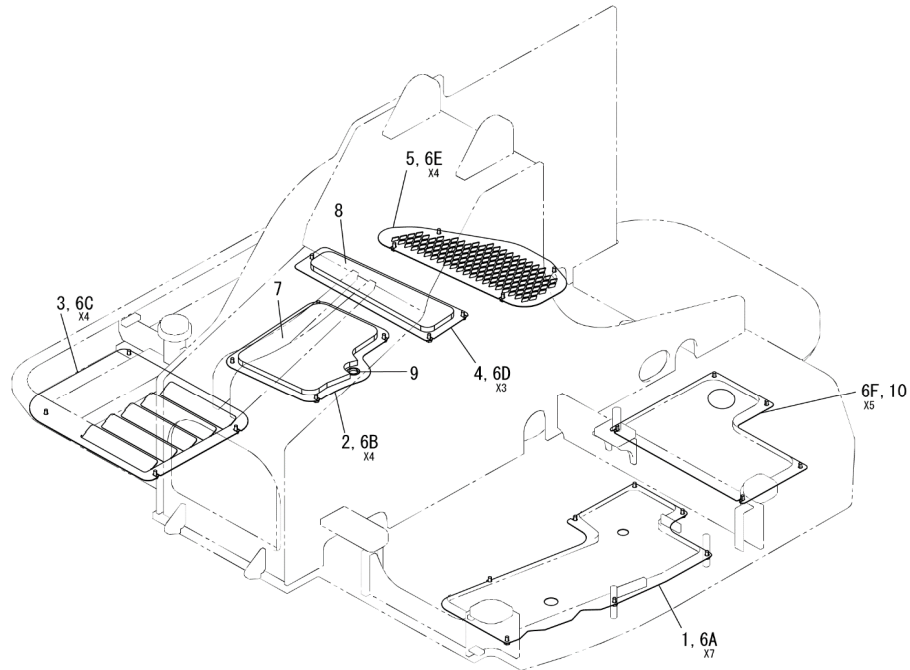


CC985S-2  
FIG.06-04-01



CC985S-2  
UNDER COVER ASS'Y

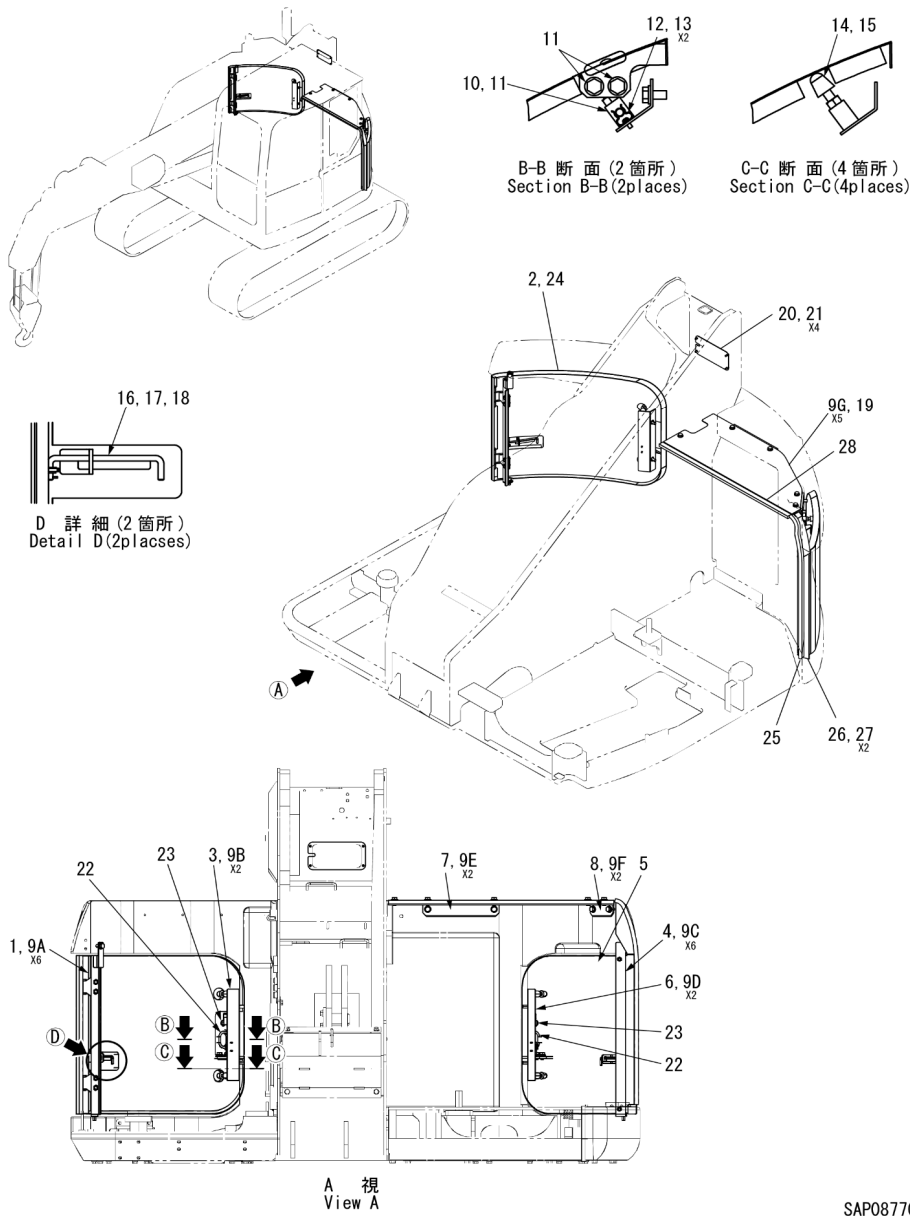
INDEX	PART NO.	DESCRIPTION	Q'TY	SERIAL NO.	REMARKS
1	585-3528100	UNDER COVER	1	52001-	
2	586-3614000	UNDER COVER B	1	52001-	
3	585-3530600	UNDER COVER C	1	52001-	
4	578-3510900	UNDER COVER D	1	52001-	
5	578-3511000	UNDER COVER E	1	52001-	
6A	01024-81020	SEMS BOLT (M10X20)	7	52001-	
6B	01024-81020	SEMS BOLT (M10X20)	4	52001-	
6C	01024-81020	SEMS BOLT (M10X20)	4	52001-	
6D	01024-81020	SEMS BOLT (M10X20)	3	52001-	
6E	01024-81020	SEMS BOLT (M10X20)	4	52001-	
6F	01024-81020	SEMS BOLT (M10X20)	5	52001-	
7	586-4809000	ACOUSTIC MATERIAL B	1	52001-	
8	578-4671000	ACOUSTIC MATERIAL D	1	52001-	
9	28712-25221	GROMMET	1	52001-	
10	585-3550400	UNDER COVER F	1	52001-	



SAP07330

CC985S-2  
FIG.06-05-01

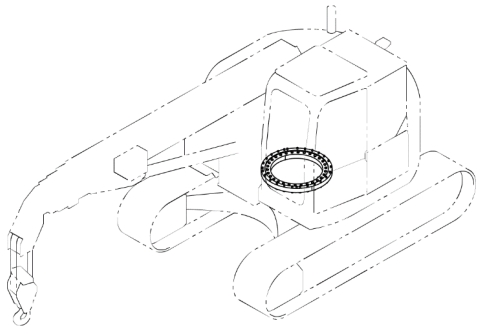
CC985S-2  
REAR COVER ASS'Y



INDEX	PART NO.	DESCRIPTION	Q'TY	SERIAL NO.	REMARKS
1	557-2213600	BRACKET	1	52001-	
2	558-1274500	REAR COVER (RIGHT)	1	52001-	
3	578-3515000	LOCK BRACKET RIGHT	1	52001-	
4	585-3545500	COVER BRACKET LEFT	1	52001-	
5	558-1275000	REAR COVER (LEFT)	1	52001-	
6	578-3515100	LOCK BRACKET LEFT	1	52001-	
7	557-4587800	COVER BRACKET A	1	52001-	
8	557-4587900	COVER BRACKET B	1	52001-	
9A	01024-81225	SEMS BOLT (M12X25)	6	52001-	
9B	01024-81225	SEMS BOLT (M12X25)	2	52001-	
9C	01024-81225	SEMS BOLT (M12X25)	6	52001-	
9D	01024-81225	SEMS BOLT (M12X25)	2	52001-	
9E	01024-81225	SEMS BOLT (M12X25)	2	52001-	
9F	01024-81225	SEMS BOLT (M12X25)	2	52001-	
9G	01024-81225	SEMS BOLT (M12X25)	5	52001-	
10	578-4663300	LOCK BAR	2	52001-	
11	01024-81220	SEMS BOLT (M12X20)	4	52001-	
12	578-4663400	CATCHER (FOR φ12)	2	52001-	
13	21831MC0512	SCREW (M5X12)	4	52001-	
14	S585B3554000	RUBBER FOOT	4	52001-	
15	21211M12530	NUT (M12)	4	52001-	
16	557-3443300	LOCK BAR	2	52001-	
17	21741M08006	PLAIN WASHER (M8)	2	52001-	
18	21510M20015	SPLIT PIN	2	52001-	
19	558-3554000	TANK COVER	1	52001-	
20	557-4594000	COVER	1	52001-	
21	01024-80616	SEMS BOLT (M6X16)	4	52001-	
22	28712-15255	GROMMET	2	52001-	
23	22B-46-24361	LOCK ASS'Y	2	52001-	
24	578-3519000	ACOUSTIC MATERIAL RC	1	52001-	
25	27824-01088	TRIM SEAL (L=880)	1	52001-	
26	585-3545400	INTERMEDIATE COVER	1	52001-	
27	01024-80816	SEMS BOLT (M8X16)	2	52001-	
28	585-3544400	RUBBER SPONGE	1	52001-	

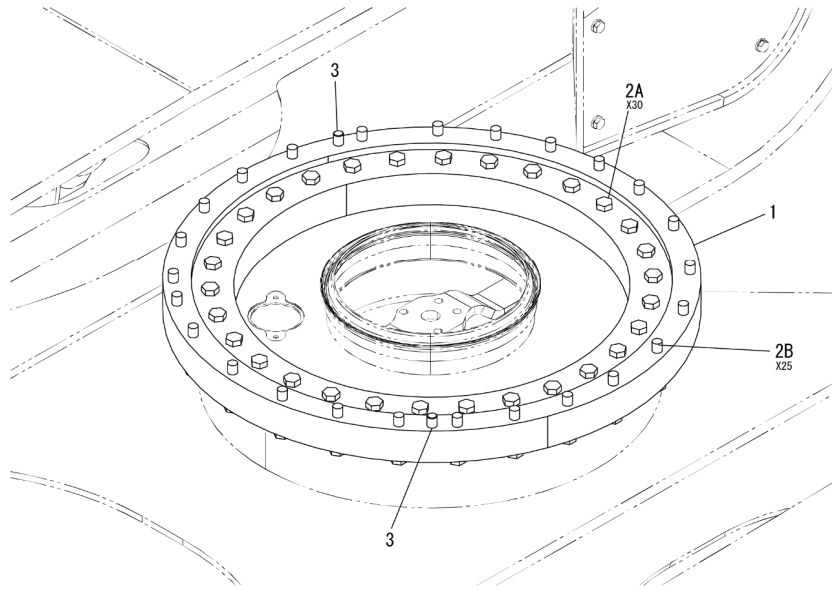
SAP08770

CC985S-2  
FIG.07-01-01



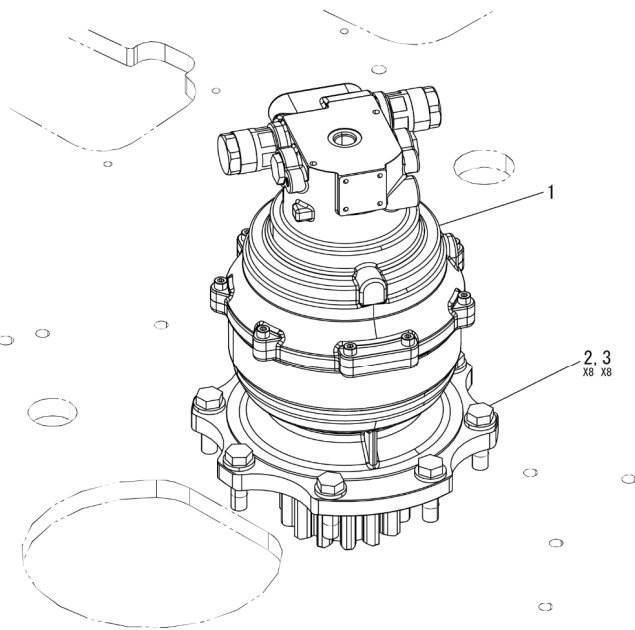
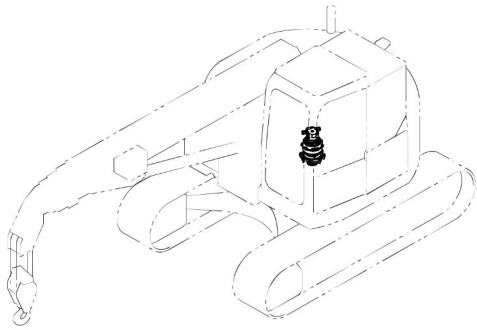
CC985S-2  
SWING CIRCLE ASS'Y

INDEX	PART NO.	DESCRIPTION	Q'TY	SERIAL NO.	REMARKS
1	S585C3302000	SWING CIRCLE ASS'Y	1	52001-	
2A	21017-16080	BOLT (M16X80)	30	52001-	
2B	21017-16080	BOLT (M16X80)	25	52001-	
3	21622-16035	DOWEL PIN	2	52001-	



SAP07360

CC985S-2  
FIG.07-02-01

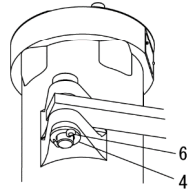
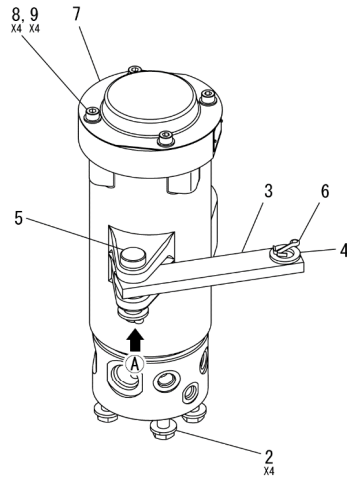
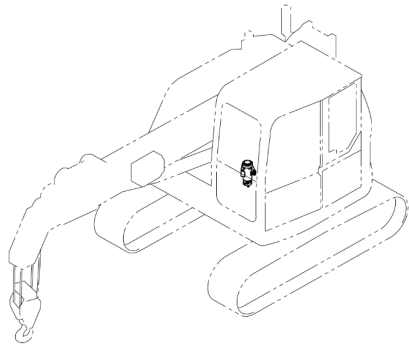


SAP07370

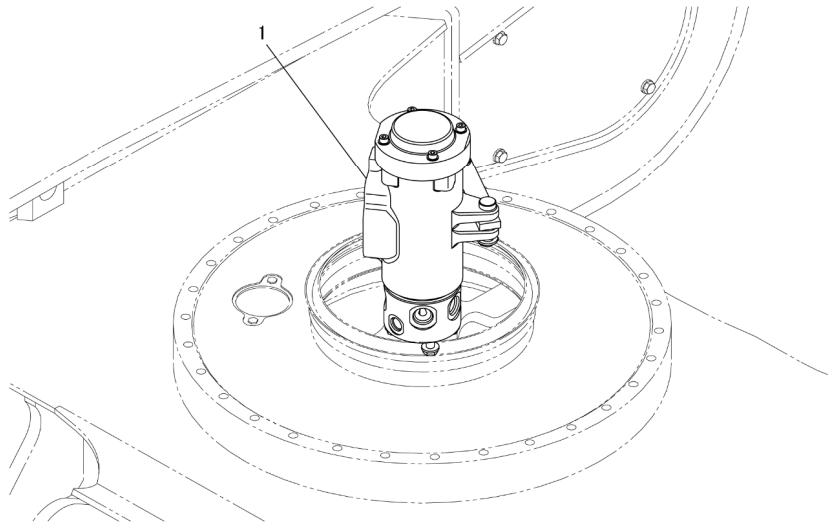
CC985S-2  
SWING MACHINERY ASS'Y

INDEX	PART NO.	DESCRIPTION	Q'TY	SERIAL NO.	REMARKS
1	S585A3310000	SWING MACHINERY ASS'Y	1	52001-	
2	21017-16060	BOLT (M16X60)	8	52001-	
3	21700H43211	HIGT TENSION WASHER	8	52001-	

CC985S-2  
FIG.08-01-01



A 視  
View A

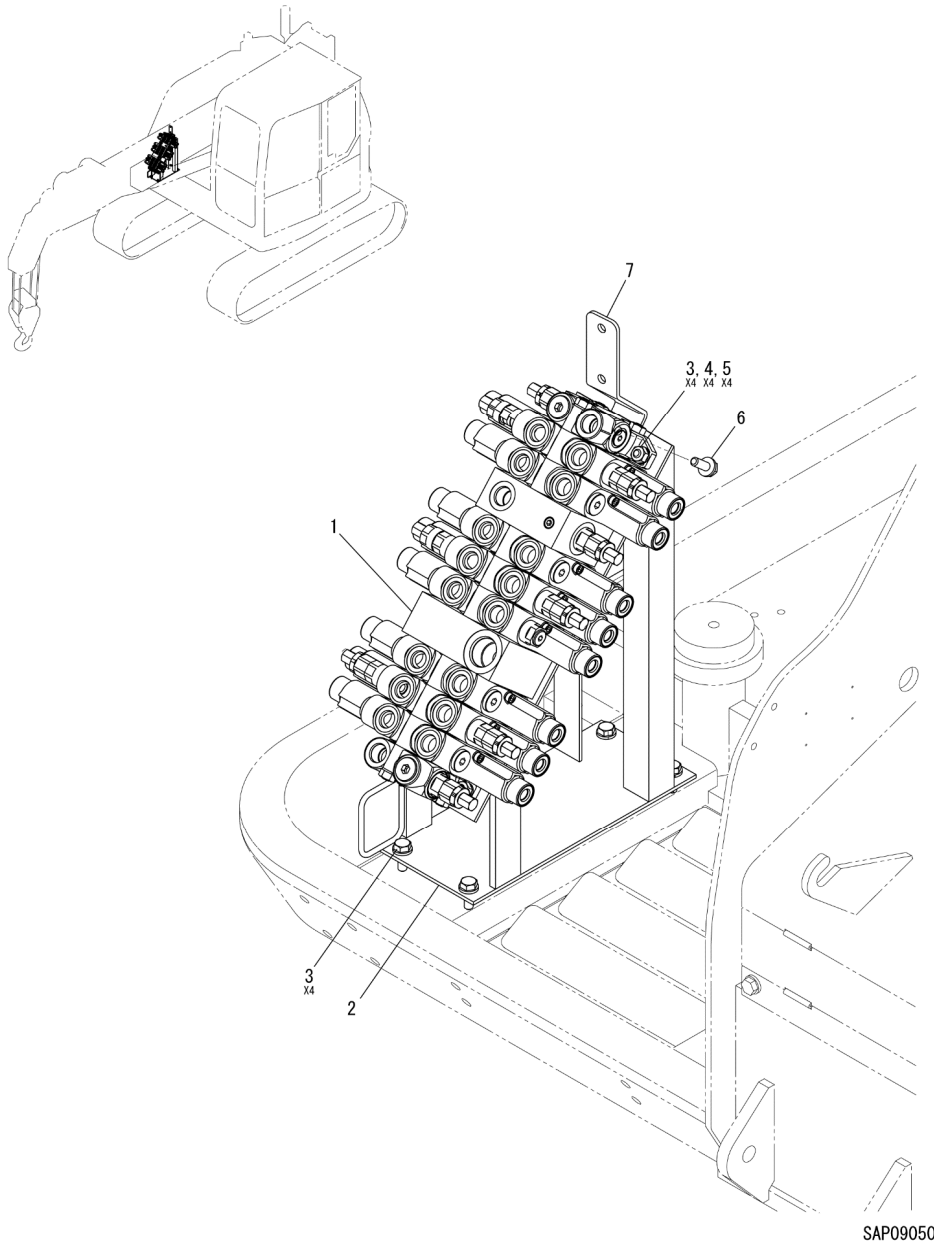


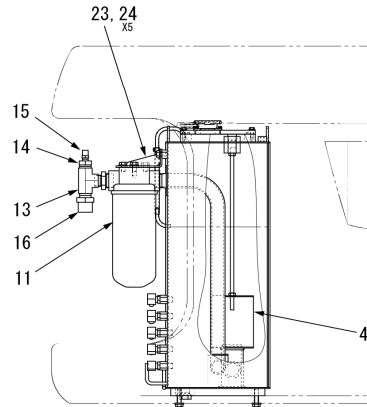
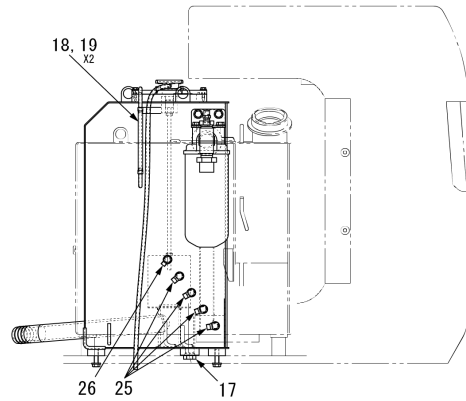
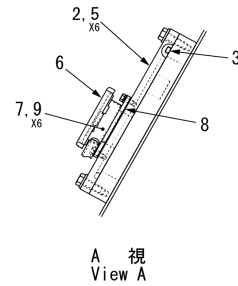
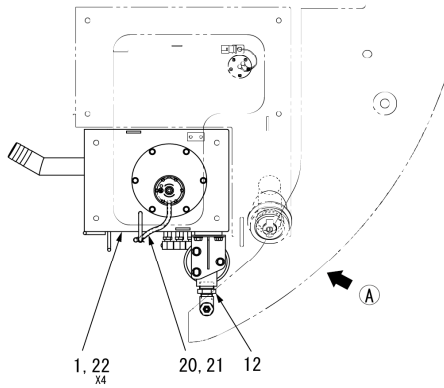
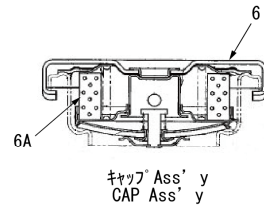
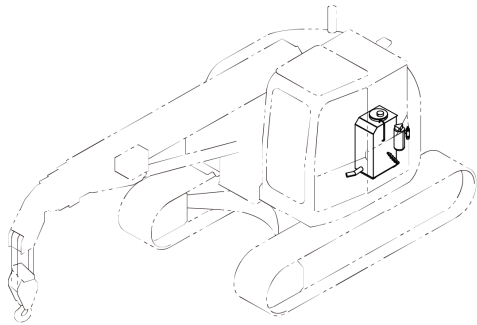
SAP09040

CC985S-2  
SWIVEL JOINT ASS'Y

INDEX	PART NO.	DESCRIPTION	Q'TY	SERIAL NO.	REMARKS
1	S520J4322000	SWIVEL JOINT	1	52001-	
2	01024-81235	SEMS BOLT (M12X35)	4	52001-	
3	578-4667300	PLATE	1	52001-	
4	21741M16006	PLAIN WASHER (M16)	2	52001-	
5	578-4667400	PIN	1	52001-	
6	21510M40040	SPLIT PIN	2	52001-	
7	558-4746100	SWIVEL JOINT COVER	1	52001-	
8	2107S-08012	BOLT (M8X12, SUS)	4	52001-	
9	21741S08006	PLAIN WASHER (M8, SUS)	4	52001-	

INDEX	PART NO.	DESCRIPTION	Q'TY	SERIAL NO.	REMARKS
1	S559G4293000	CONTROL VALVE	1	52001-	
2	586-2262900	VALVE STAND	1	52001-	
3	01024-81030	SEMS BOLT (M10X30)	8	52001-	
4	21711M10002	SPRING WASHER (M10)	4	52001-	
5	21211M10510	NUT (M10)	4	52001-	
6	01024-80816	SEMS BOLT (M8X16)	1	52001-	
7	559-4807900	BRACKET	1	52001-	

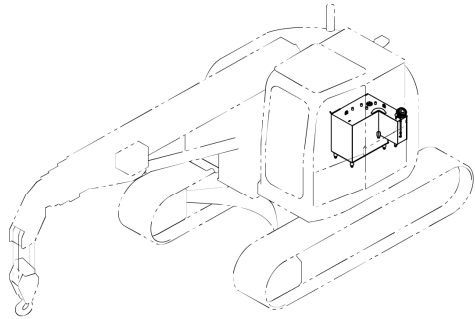




SAP07380

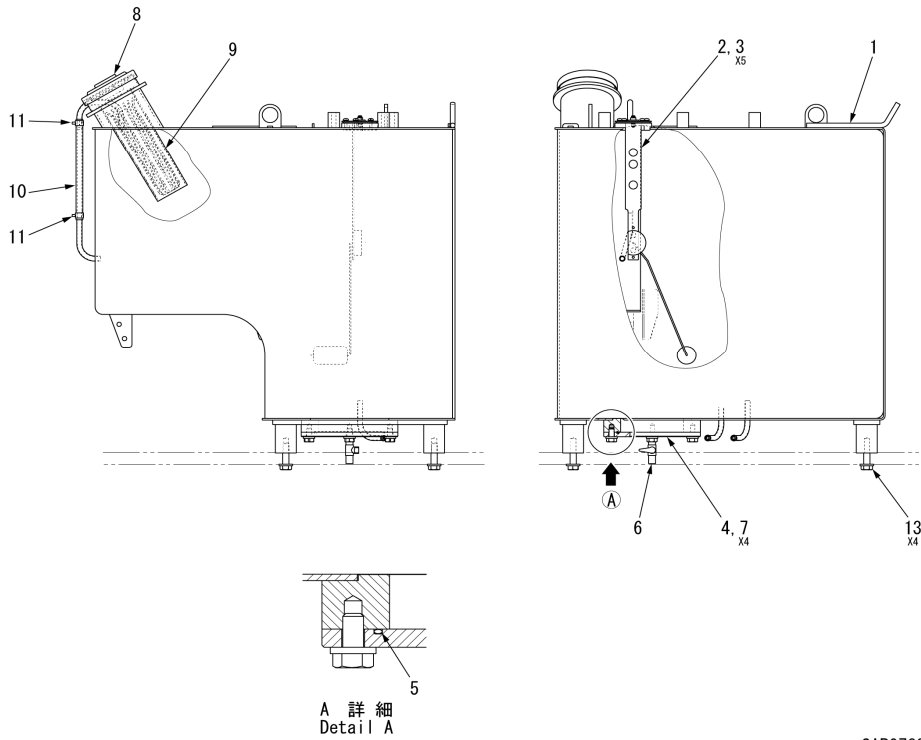
INDEX	PART NO.	DESCRIPTION	Q'TY	SERIAL NO.	REMARKS
1	585-1272700	HYDRAULIC TANK	1	52001-	
2	557-4585800	TANK CAP	1	52001-	
3	26211-10170	O-RING	1	52001-	
4	S557J2467000	SUCTION FILTER	1	52001-	
5	01024-80825	SEMS BOLT (M8X25)	6	52001-	
6	S578J3246000	CAP	1	52001-	
6A	K423-60-35460	PACKING	1	52001-	
7	S578J3247000	FILLER	1	52001-	
8	578-4670700	GASKET	1	52001-	
9	2110LM05012	BOLT (M5X12)	6	52001-	
11	S557J2466000	RETURN FILTER ASS'Y	1	52001-	
-	S557J2466030	CARTRIDGE	1	52001-	
12	22012-06A80	LOW PRESSURE NIPPLE	1	52001-	
13	22011-03800	LOW PRESSURE TEE	1	52001-	
14	22031-08850	BUSHING	1	52001-	
15	22611-10150	MALE CONNECTOR	1	52001-	
16	22611-101A8	MALE CONNECTOR	1	52001-	
17	22031-41700	PLUG	1	52001-	
18	557-4587300	GAUGE TUBE	1	52001-	
19	22973-00600	CRESCENT CLAMP	2	52001-	
20	585-4732000	DRAIN TUBE	1	52001-	
21	22973-00400	CRESCENT CLAMP	1	52001-	
22	01024-81245	SEMS BOLT (M12X45)	4	52001-	
23	557-4619500	RETURN FILTER BRACKET	1	52001-	
24	01024-81220	SEMS BOLT (M12X20)	5	52001-	
25	22611-11150	MALE 90° ELBOW WITH PLATE	4	52001-	
26	22611-11135	MALE 90° ELBOW WITH PLATE	1	52001-	

CC985S-2  
FIG.13-02-01



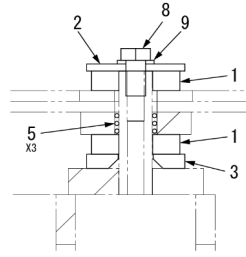
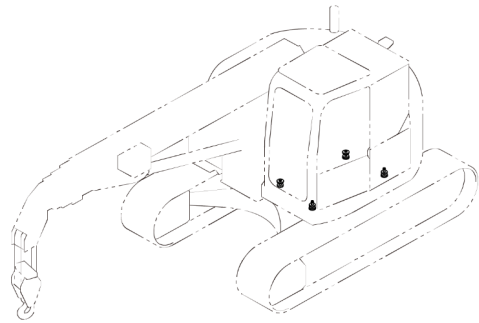
CC985S-2  
FUEL TANK ASS'Y

INDEX	PART NO.	DESCRIPTION	Q'TY	SERIAL NO.	REMARKS
1	586-1297500	FUEL TANK	1	52001-	
2	S557-L239600	FUEL GAUGE	1	52001-	
3	21831MC5010	SCREW (M5X10)	5	52001-	
4	556-4464200	CAP	1	52001-	
5	26211-10130	O-RING	1	52001-	
6	S556-W156700	COCK	1	52001-	
7	01024-81020	SEMS BOLT (M10X20)	4	52001-	
8	S578W3234000	FUEL TANK CAP	1	52001-	
9	S578B3235000	STRAINER	1	52001-	
10	557-4587300	GAUGE TUBE	1	52001-	
11	22973-00600	CRESCENT CLAMP	2	52001-	
13	01024-81245	SEMS BOLT (M12X45)	4	52001-	

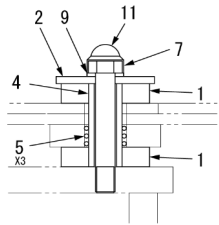


SAP07830

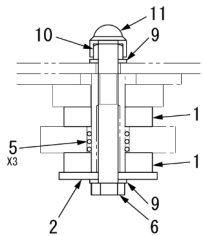
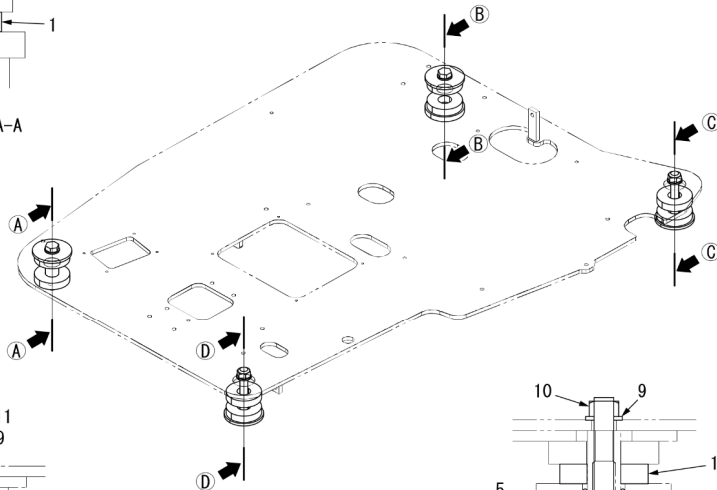




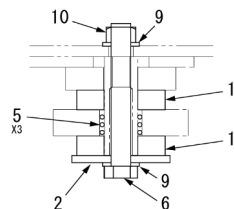
B-B 断面  
Cross section B-B



A-A 断面  
Cross section A-A



D-D 断面  
Cross section D-D

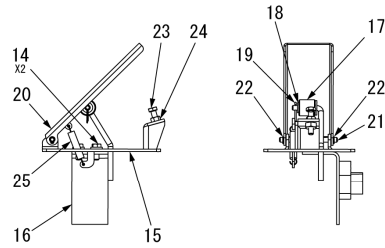
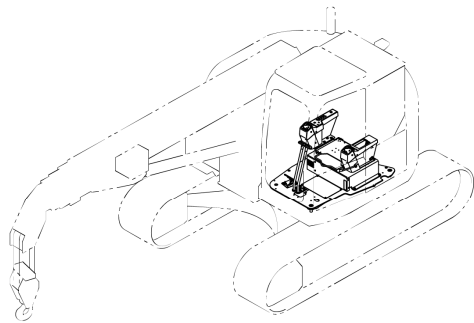


C-C 断面  
Cross section C-C

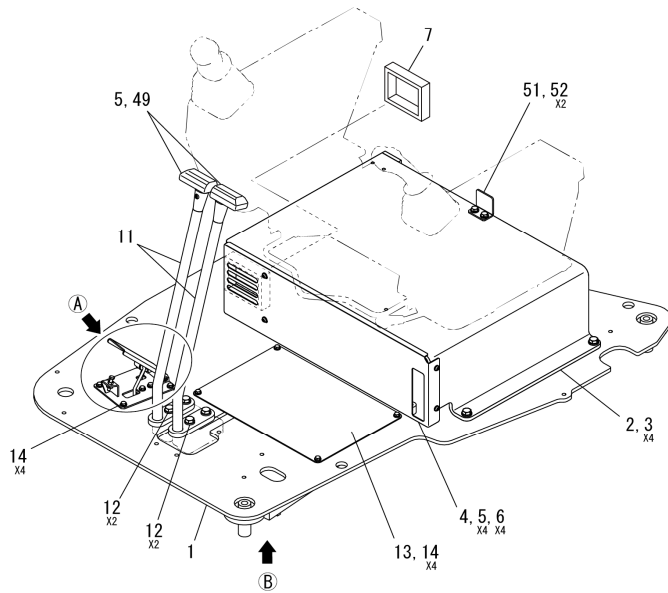
SAP07390

INDEX	PART NO.	DESCRIPTION	Q'TY	SERIAL NO.	REMARKS
1	578-4661500	CUSHION	8	52001-	
2	578-4661600	PLATE A	4	52001-	
3	578-4661700	PLATE B	1	52001-	
4	578-4661800	COLLAR	1	52001-	
5	26210-20250	O-RING	12	52001-	
6	21027M16120	BOLT (M16X120)	2	52001-	
7	21017M16100	BOLT (M16X100)	1	52001-	
8	21017M16030	BOLT (M16X30)	1	52001-	
9	21741M16006	PLAIN WASHER (M16)	6	52001-	
10	21211M16710	NUT (M16)	2	52001-	
11	S585W3540000	CAP	2	52001-	

CC985S-2  
FIG.15-02-01



A 詳細  
Detail A



B 視  
View B

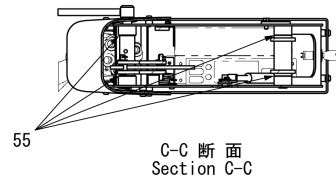
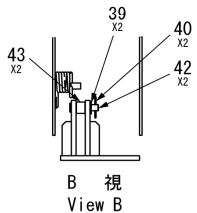
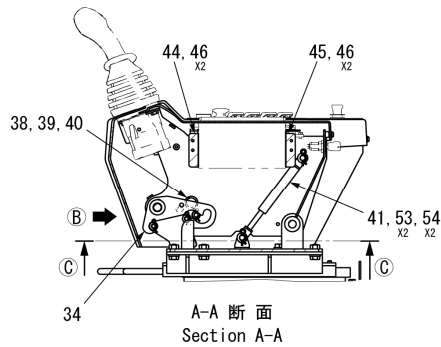
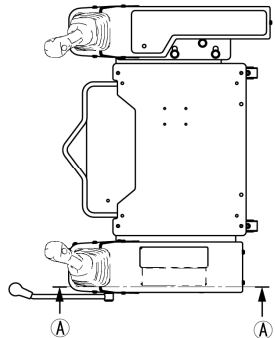
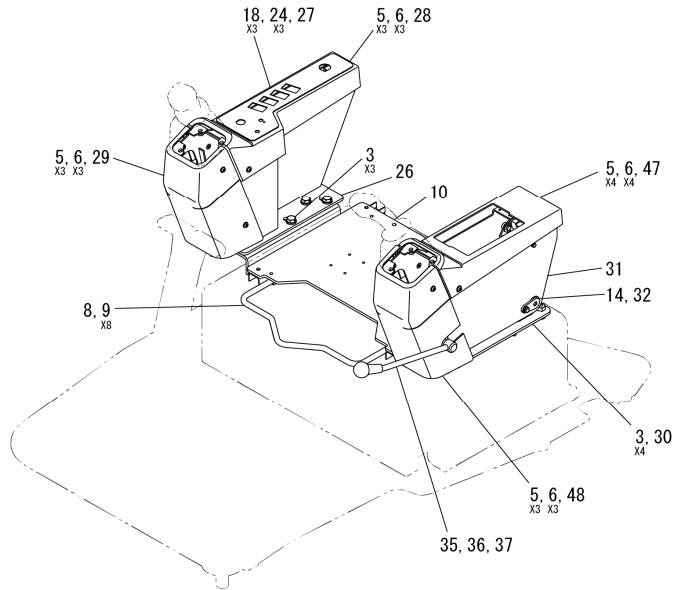
SAP07840

CC985S-2  
FLOOR ASS'Y (1/2)

INDEX	PART NO.	DESCRIPTION	Q'TY	SERIAL NO.	REMARKS
1	586-1311300	FLOOR FRAME	1	52001-	
2	586-3621400	BASE	1	52001-	
3	01024-81025	SEMS BOLT (M10X25)	4	52001-	
4	586-3641200	AIR CONDITIONER UNIT COVER	1	52001-	
5	21055D06016	SCREW (M6X16)	6	52001-	
6	21741D06006	PLAIN WASHER (M6)	4	52001-	
7	586-4849300	SPONGE, AIR CONDITIONER UNIT COVER	1	52001-	
11	542-3574700	TRAVELLING LEVER	2	52001-	
12	01024-D1025	SEMS BOLT (M10X25)	4	52001-	
13	578-4676700	FLOOR COVER	1	52001-	
14	01024-80616	SEMS BOLT (M6X16)	10	52001-	
15	578-3512800	ACCELERATOR BASE	1	52001-	
16	S585L3479000	ACCELERATOR POTENTIOMETER	1	52001-	
17	578-4665700	ROLLER, ACCELERATOR	1	52001-	
18	21741M06006	PLAIN WASHER (M6)	1	52001-	
19	21510M20020	SPLIT PIN	1	52001-	
20	578-4666600	ACCELERATOR PEDAL	1	52001-	
21	578-4665600	PIN (ACCELERATOR)	1	52001-	
22	21931-06002	SNAP RING (C-6)	2	52001-	
23	21012M06030	BOLT (M6X30)	1	52001-	
24	21211M06210	NUT (M6)	1	52001-	
25	27652-08030	SPRING	1	52001-	
49	S553-B0735	CLIP	2	52001-	
50	585-4725900	SPONGE	1	52001-	
51	585-4730400	STOPPER	1	52001-	
52	01024-80816	SEMS BOLT (M8X16)	2	52001-	

CC985S-2  
FIG.15-02-02

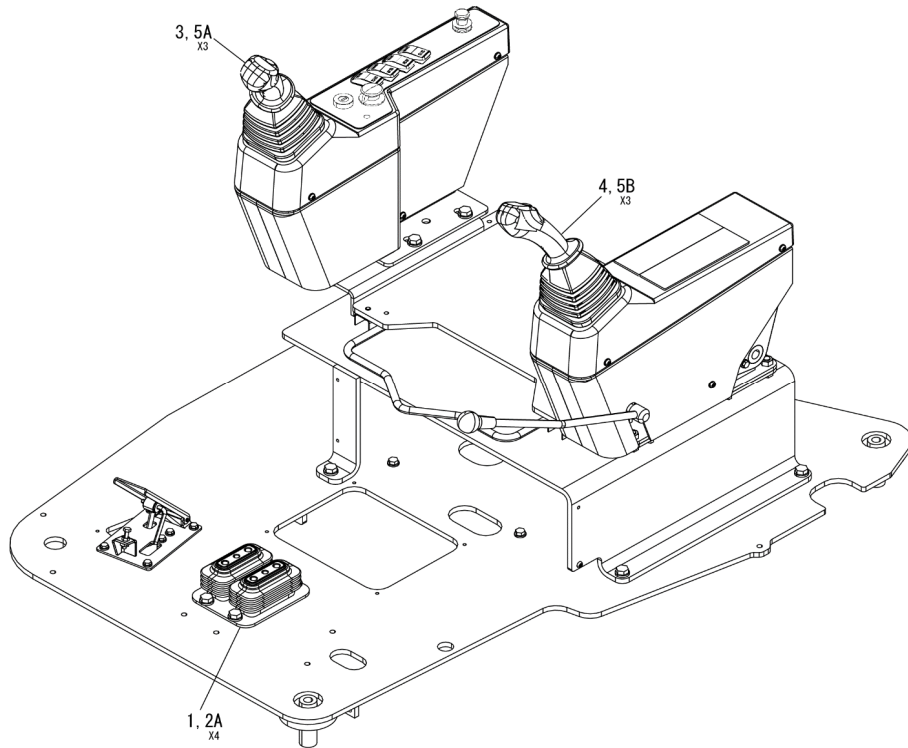
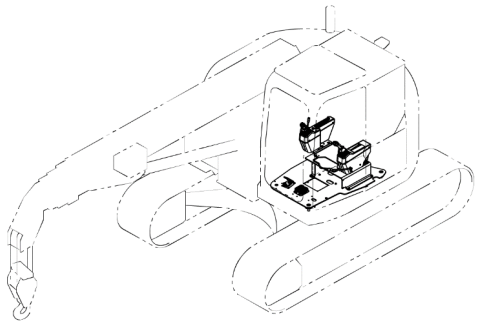
CC985S-2  
FLOOR ASS'Y (2/2)



SAP07850

INDEX	PART NO.	DESCRIPTION	Q'TY	SERIAL NO.	REMARKS
3	01024-81025	SEMS BOLT (M10X25)	7	52001-	
5	21055D06016	SCREW (M6X16)	13	52001-	
6	21741D06006	PLAIN WASHER (M6)	13	52001-	
8	S585W3466000	CONSOLE ASS'Y, SLIDE RAIL	1	52001-	
9	21077M08012	SCREW (M8X12)	8	52001-	
10	578-3518800	SLIDE BASE	1	52001-	
14	01024-80616	SEMS BOLT (M6X16)	1	52001-	
18	21741M06006	PLAIN WASHER (M6)	3	52001-	
24	21211M06210	NUT (M6)	3	52001-	
26	586-1310100	RIGHT SIDE CONSOLE FRAME	1	52001-	
27	578-3521900	BRACKET, SWITCH MOUNTING	1	52001-	
28	585-3525900	CONSOLE COVER RT	1	52001-	
29	585-3526000	CONSOLE COVER RF	1	52001-	
30	585-3525500	LEFT CONSOLE BASE	1	52001-	
31	585-1261100	LEFT SIDE CONSOLE FRAME	1	52001-	
32	585-4682900	PIN	1	52001-	
34	585-3525400	SAFETY LOCK PLATE	1	52001-	
35	585-4682400	SAFETY LOCK LEVER	1	52001-	
36	S585W3478000	GRIP	1	52001-	
37	21645-06030	GROOVE PIN E TYPE	1	52001-	
38	578-4664100	TORSION SPRING	1	52001-	
39	21741M08006	PLAIN WASHER (M8)	3	52001-	
40	21561M08002	SNAP PIN	3	52001-	
41	S578B3225000	GAS SPRING	1	52001-	
42	21604-06030	HINGE PIN	2	52001-	
43	578-4666200	COLLAR	2	52001-	
44	585-4682500	RADIO BRACKET - A	1	52001-	
45	520-4798800	RADIO BRACKET - B	1	52001-	
46	21B12M05010	BOLT (M5X10)	4	52001-	
47	585-3526100	CONSOLE COVER LT	1	52001-	
48	585-3526200	CONSOLE COVER LF	1	52001-	
53	21741M10006	PLAIN WASHER (M10)	2	52001-	
54	21561M10002	SNAP PIN (R PIN)	2	52001-	
55	582-4347300	SHIM	AR	52001-	

CC985S-2  
FIG.15-03-01

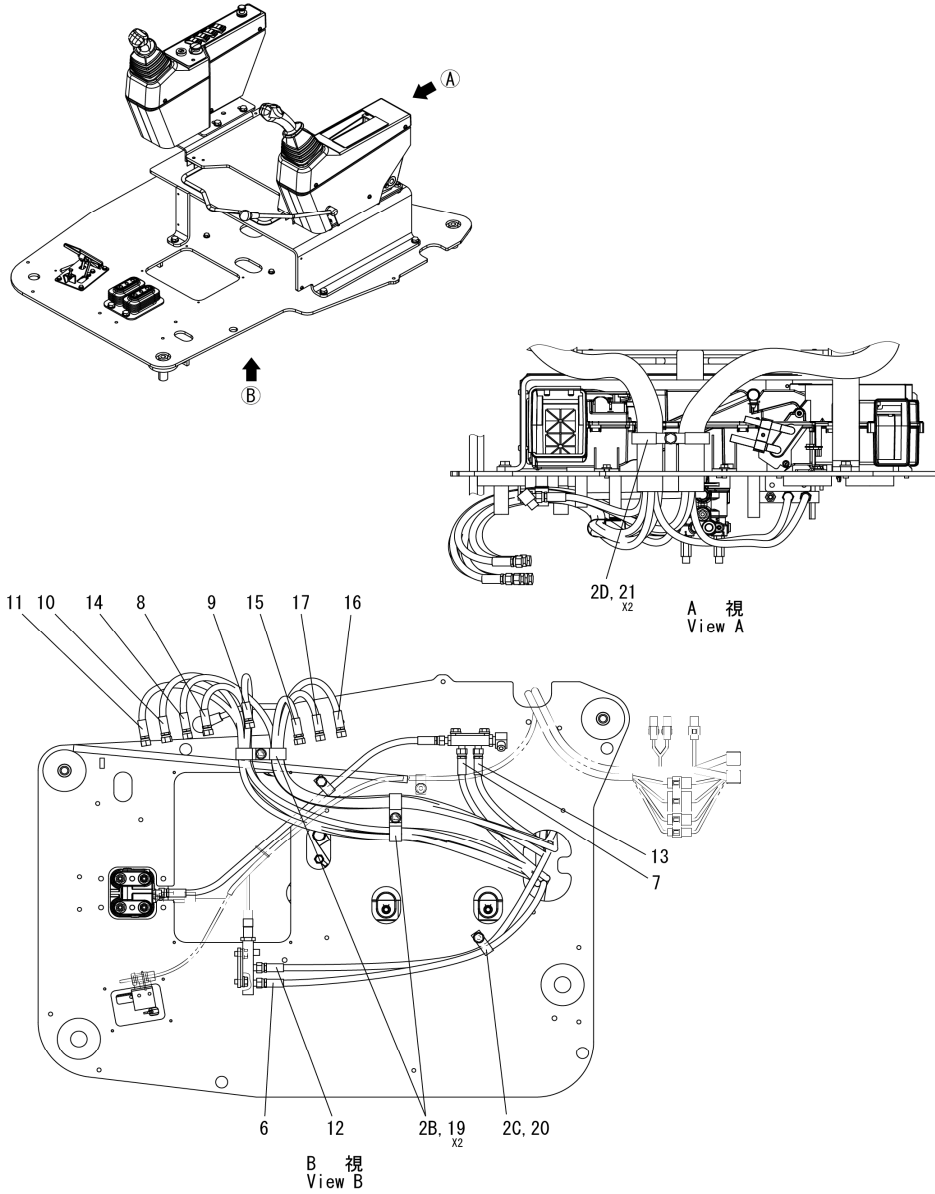


SAP07400

CC985S-2  
FLOOR PIPING ASS'Y (1/3)

INDEX	PART NO.	DESCRIPTION	Q'TY	SERIAL NO.	REMARKS
1	S558G3189000	REMOTE CONTROL VALVE, TRAVELLING	1	52001-	
2A	01024-81020	SEMS BOLT (M10X20)	4	52001-	
3	S558G3187000	RIGHT REMOTE CONTROL VALVE	1	52001-	
4	S558G3188000	LEFT REMOTE CONTROL VALVE	1	52001-	
5A	01024-80625	SEMS BOLT (M6X25)	3	52001-	
5B	01024-80625	SEMS BOLT (M6X25)	3	52001-	

CC985S-2  
FIG.15-03-02



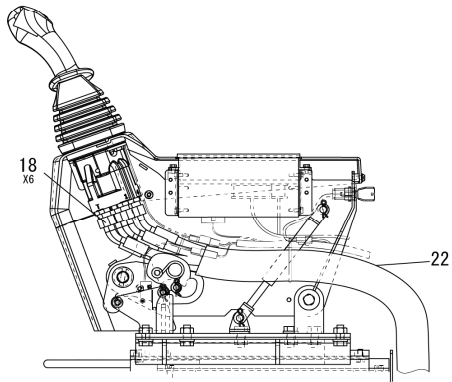
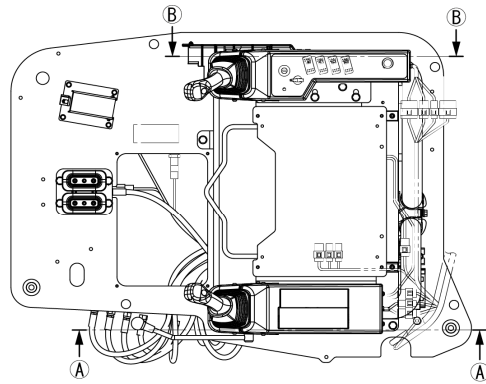
CC985S-2  
FLOOR PIPING ASS'Y (2/3)

INDEX	PART NO.	DESCRIPTION	Q'TY	SERIAL NO.	REMARKS
2B	01024-81020	SEMS BOLT (M10X20)	2	52001-	
2C	01024-81020	SEMS BOLT (M10X20)	1	52001-	
2D	01024-81020	SEMS BOLT (M10X20)	1	52001-	
6	585-4715200	HOSE RP (L=1830)	1	52001-	
7	585-4715300	HOSE RT (L=1530)	1	52001-	
8	585-4715400	HOSE RWU (L=2280)	1	52001-	
9	585-4715500	HOSE RWD (L=2250)	1	52001-	
10	585-4715600	HOSE RDU (L=2330)	1	52001-	
11	585-4715700	HOSE RDD (L=2380)	1	52001-	
12	585-4715800	HOSE LP (L=1700)	1	52001-	
13	585-4715900	HOSE LT (L=1240)	1	52001-	
14	585-4716000	HOSE LTU (L=2190)	1	52001-	
15	585-4716100	HOSE LTD (L=1970)	1	52001-	
16	585-4716200	HOSE LSR (L=2050)	1	52001-	
17	585-4716300	HOSE LSL (L=2100)	1	52001-	
19	28801-53211	CLIP	4	52001-	
20	28801-52711	CLIP	1	52001-	
21	28801-53411	CLIP	2	52001-	

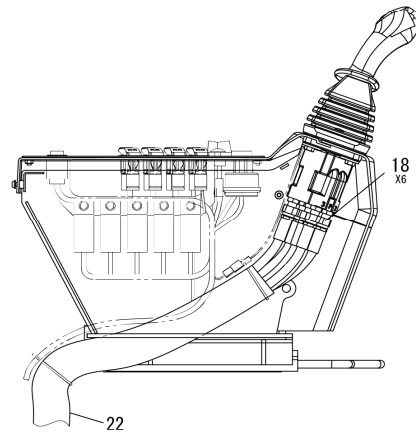
SAP07410

CC985S-2  
FIG.15-03-03

CC985S-2  
FLOOR PIPING ASS'Y (3/3)



A-A 断面  
Cross section A-A

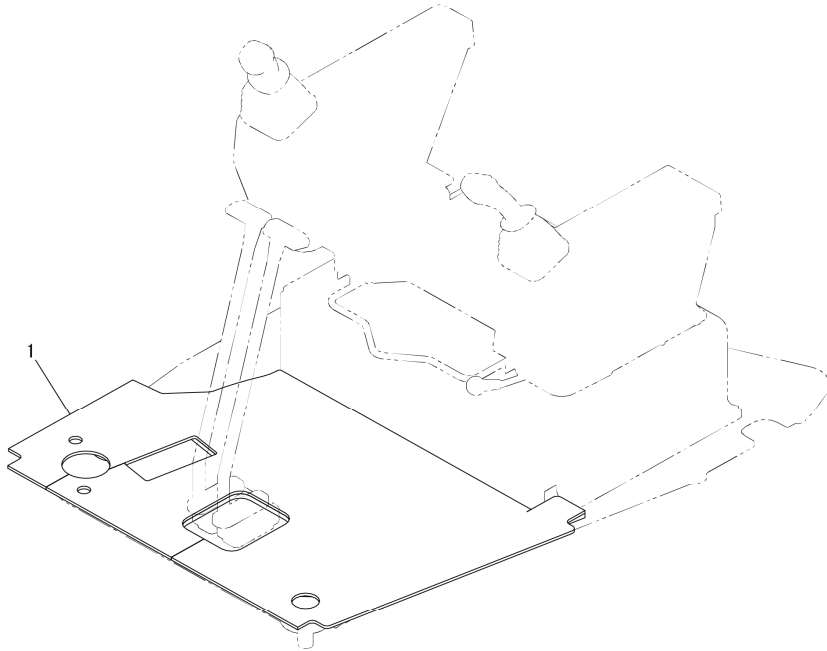
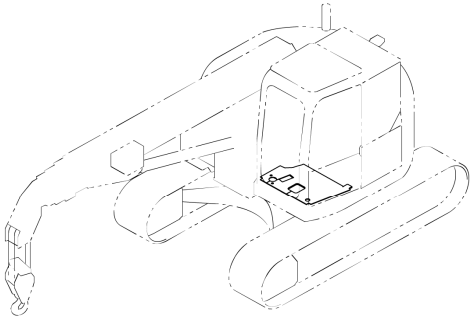


B-B 断面  
Cross section B-B

INDEX	PART NO.	DESCRIPTION	Q'TY	SERIAL NO.	REMARKS
18	22611-11030	CONNECTOR	12	52001-	
22	28882-B5100	SPIRAL TUBE (L=1000)	2	52001-	

SAP07420

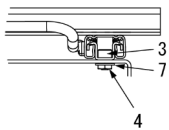
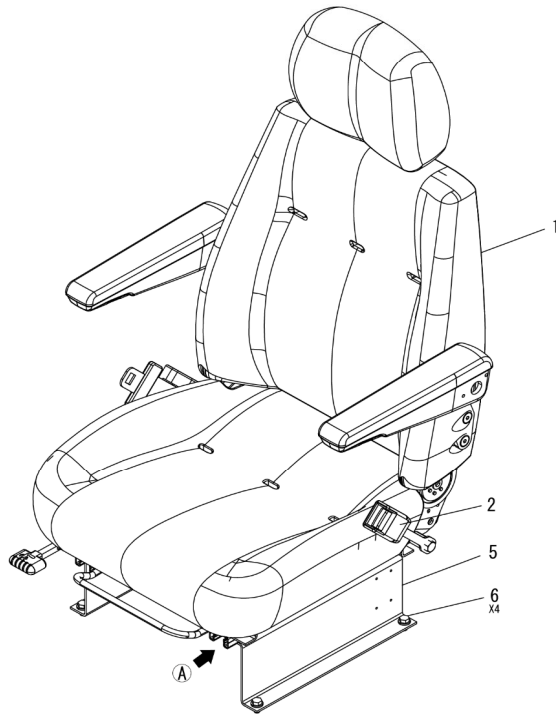
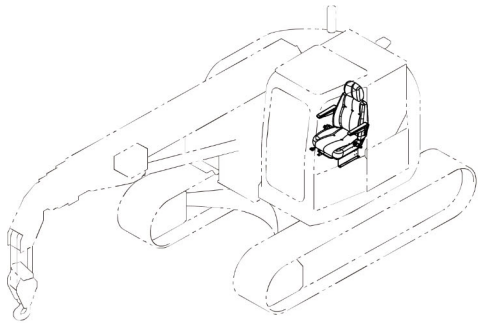
CC985S-2  
FIG.15-04-01



SAP07880

CC985S-2  
FLOOR ACCESSORY ASS'Y

INDEX	PART NO.	DESCRIPTION	Q'TY	SERIAL NO.	REMARKS
1	586-1319200	FLOOR MAT	1	52001-	



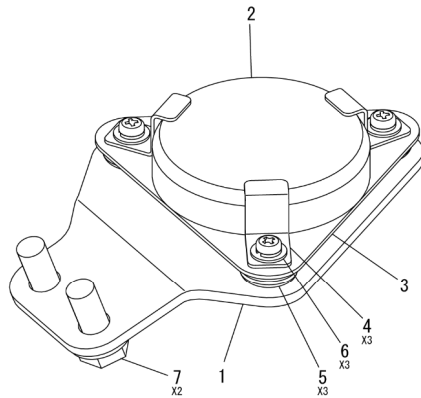
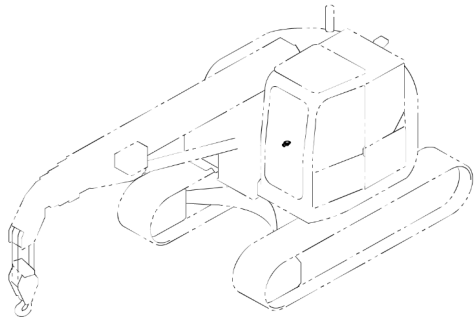
A 視 (4箇所)  
View A (4places)

SAP07430

INDEX	PART NO.	DESCRIPTION	Q'TY	SERIAL NO.	REMARKS
1	S585W3536000	OPERATOR SEAT (PVC)	1	52001-	
2	S585W3919000	SEAT BELT (AUTOMATIC RETRACTING TYPE)	1	52001-	
3	21077M08016	BOLT (M8X16)	4	52001-	
4	21211M08510	NUT (M8)	4	52001-	
5	578-3521800	SEAT BRACKET	1	52001-	
6	01024-D0816	SEMS BOLT (M8X16)	4	52001-	
7	21711M08002	SPRING WASHER (M8)	4	52001-	



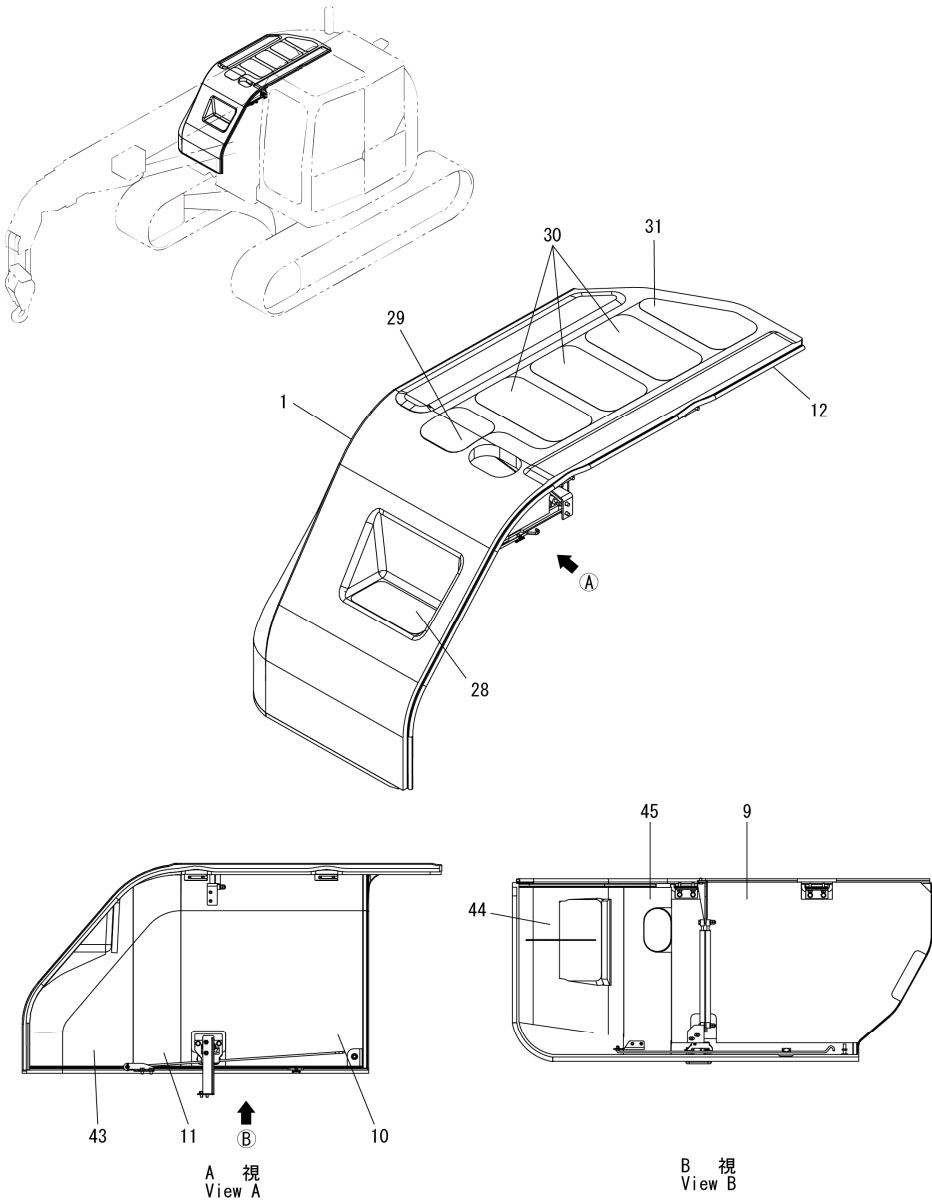
CC985S-2  
FIG16-04-01



SAP07890

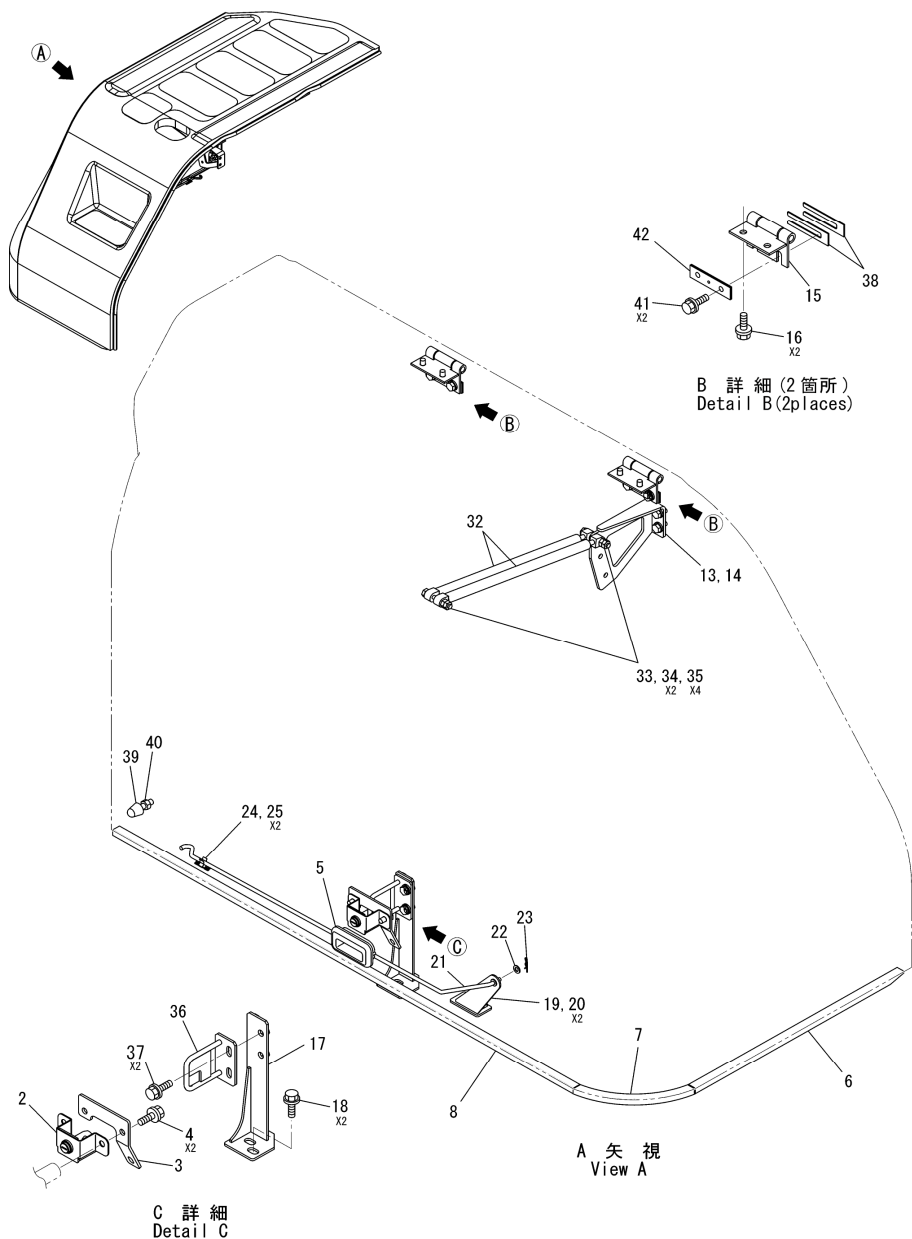
CC985S-2  
LEVEL ASS'Y

INDEX	PART NO.	DESCRIPTION	Q'TY	SERIAL NO.	REMARKS
1	586-4835200	BRACKET	1	52001-	
2	S552-W011100	LEVEL ASS'Y	1	52001-	
3	329-4282701	PLATE	1	52001-	
4	359-4511900	LEVEL BRACKET	3	52001-	
5	28711-39A00	GROMMET	3	52001-	
6	21831MA0416	SCREW (M4X16)	3	52001-	
7	01024-D0820	SEMS BOLT (M8X20)	2	52001-	



INDEX	PART NO.	DESCRIPTION	Q'TY	SERIAL NO.	REMARKS
1	520-1297600	MACHINERY COVER	1	52001-	
9	520-3601600	ACOUSTIC MATERIAL (1)	1	52001-	
10	520-3631400	ACOUSTIC MATERIAL (2)	1	52001-	
11	520-3631500	ACOUSTIC MATERIAL (3)	1	52001-	
12	557-4648700	TRIM SEAL	1	52001-	
28	557-4586500	NON-SLIP SHEET (1)	1	52001-	
29	557-4586600	NON-SLIP SHEET (2)	1	52001-	
30	557-4586700	NON-SLIP SHEET (3)	3	52001-	
31	557-4586800	NON-SLIP SHEET (4)	1	52001-	
43	520-3631600	ACOUSTIC MATERIAL (4)	1	52001-	
44	520-3631700	ACOUSTIC MATERIAL (5)	1	52001-	
45	520-3661800	ACOUSTIC MATERIAL (6)	1	52001-	

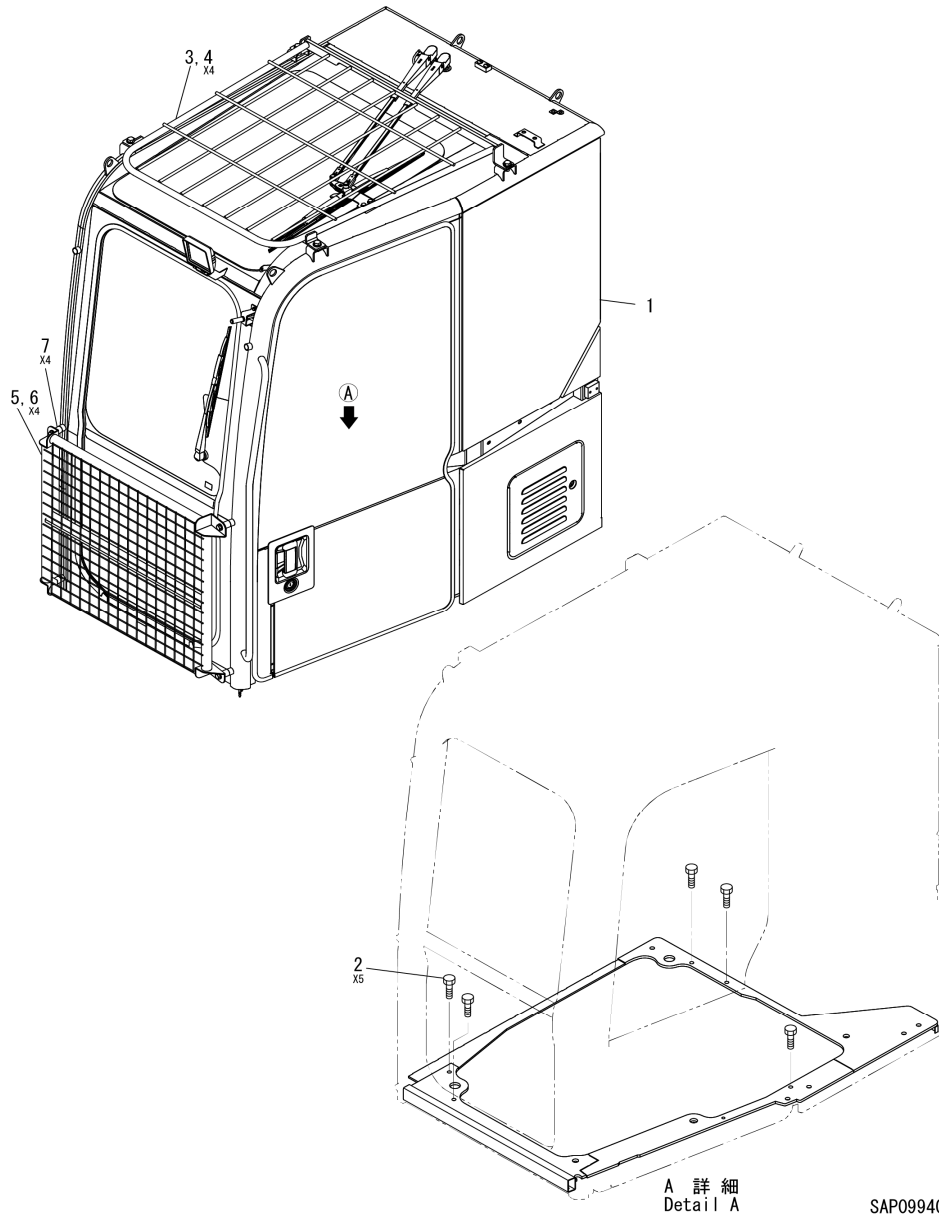
SAP07440



SAP07450

INDEX	PART NO.	DESCRIPTION	Q'TY	SERIAL NO.	REMARKS
2	S578A3236000	LOCK ASS'Y	1	52001-	
3	520-3598300	BONNET BAR CATCHER	1	52001-	
4	01024-81025	SEMS BOLT (M10X25)	2	52001-	
5	S553-W092900	SOFT HANDLE	1	52001-	
6	557-4586100	RUBBER SPONGE (1)	1	52001-	
7	557-4586200	RUBBER SPONGE (2)	1	52001-	
8	557-4586300	RUBBER SPONGE (3)	1	52001-	
13	520-4788400	GAS SPRING BRACKET	1	52001-	
14	01024-81020	SEMS BOLT (M10X20)	2	52001-	
15	S557B2559000	HINGE	2	52001-	
16	01024-81020	SEMS BOLT (M10X20)	4	52001-	
17	557-3477000	BRACKET	1	52001-	
18	01024-81020	SEMS BOLT (M10X20)	2	52001-	
19	520-4819700	BONNET BAR BRACKET	1	52001-	
20	01024-81020	SEMS BOLT (M10X20)	2	52001-	
21	520-3622700	BONNET BAR	1	52001-	
22	21741M08006	PLAIN WASHER (M8)	1	52001-	
23	21561M08001	SNAP PIN	1	52001-	
24	578-4663500	CATCHER	1	52001-	
25	21831MA4008	SCREW (M4X8)	2	52001-	
32	S551-3040900	GAS DAMPER	2	52001-	
33	21012M10070	BOLT (M10X70)	2	52001-	
34	21211M10210	NUT (M10)	4	52001-	
35	21741M10006	PLAIN WASHER (M10)	8	52001-	
36	562-4848300	CATCHER	1	52001-	
37	01024-81025	SEMS BOLT (M10X25)	2	52001-	
38	557-4626000	SHIM	4	52001-	
39	S585B3554000	RUBBER FOOT	1	52001-	
40	21211M12530	NUT (M12)	1	52001-	
41	01024-81035	SEMS BOLT (M10X35)	4	52001-	
42	585-4758300	PLATE	2	52001-	

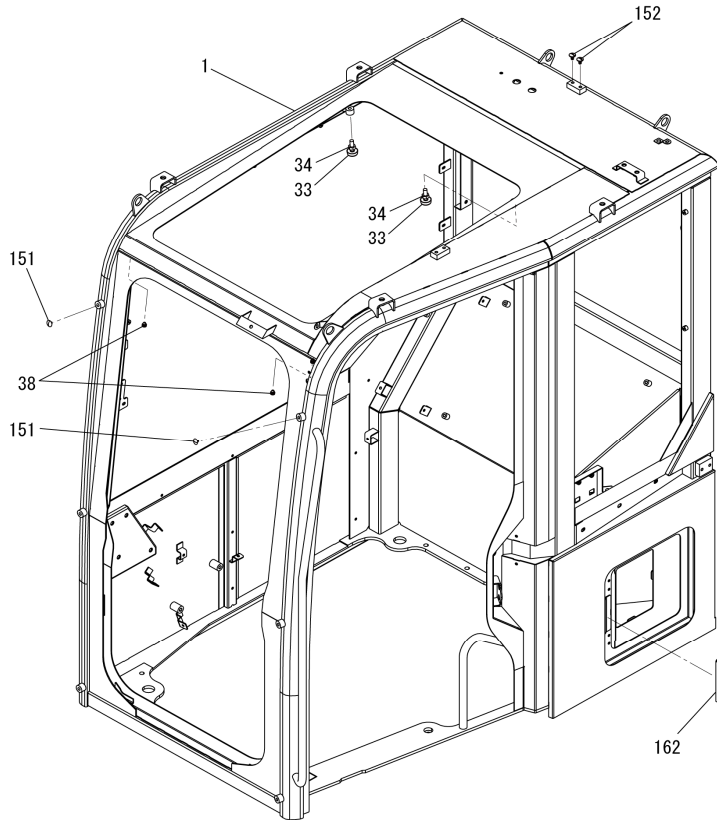
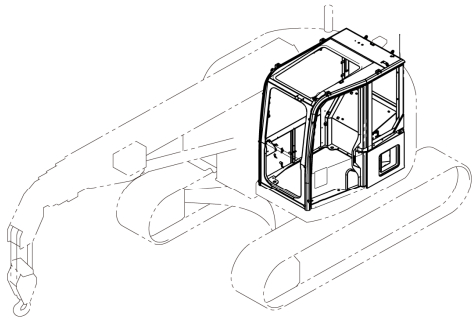
CC985S-2  
FIG.18-01-01



CC985S-2  
CAB ASS'Y

INDEX	PART NO.	DESCRIPTION	Q'TY	SERIAL NO.	REMARKS
1	S520A4364000	CABIN ASS'Y	1	52001-	
2	01024-81025	SEMS BOLT (M10X25)	5	52001-	
3	520-2274500	HEAD GUARD	1	52001-	
4	01024-D1225	SEMS BOLT (M12X25)	4	52001-	
5	578-1258700	FRONT GUARD	1	52001-	
6	01024-D1050	SEMS BOLT (M10X50)	4	52001-	
7	585-4731000	COLLAR	4	52001-	

CC985S-2  
FIG.18-01-02

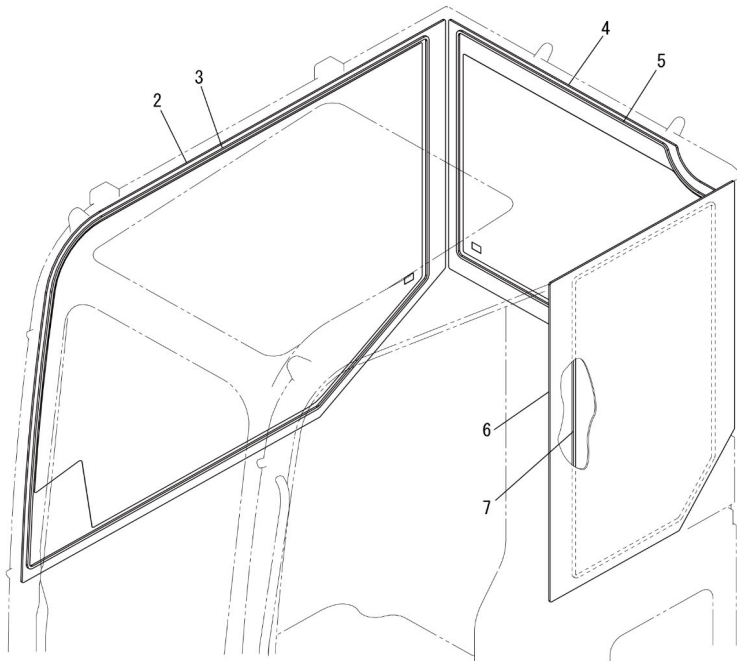
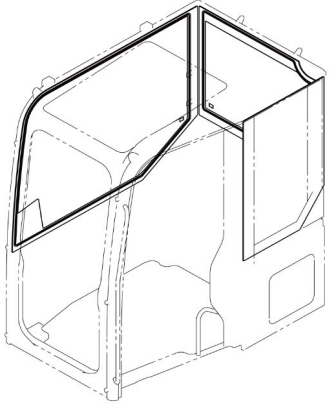


SAP07900

CC985S-2  
CAB ASS'Y (CABIN (1/9))

INDEX	PART NO.	DESCRIPTION	Q'TY	SERIAL NO.	REMARKS
-	S520A4364000	CABIN ASS'Y	1	52001-	
-	C2SAA0344190	·CAB ASS'Y	1	52001-	
1	C2SC00A83530	··CAB FRAME	1	52001-	
33	323STP112151	··STOPPER	2	52001-	
34	D21NUT118920	··NUT	2	52001-	
38	J4ACSN216220	··CUSION	2	52001-	
151	K09PLU193340	··PLUG	2	52001-	
152	U60CAP320780	··CAP	2	52001-	
162	S00TRMDA0120	··TRIM	1	52001-	

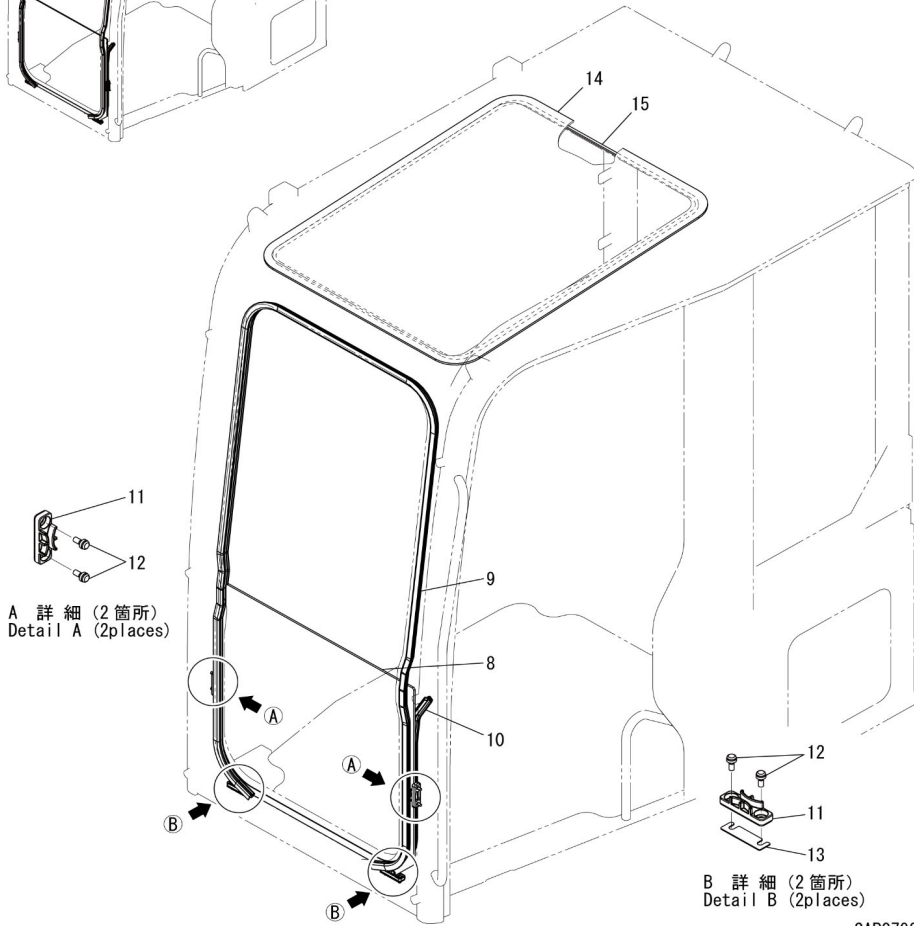
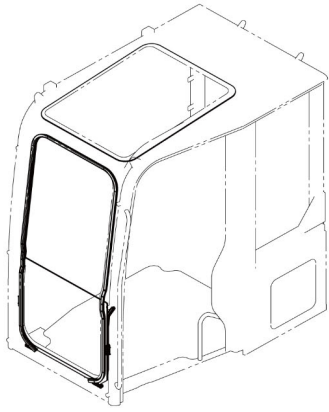
CC985S-2  
FIG.18-01-03



SAP07910

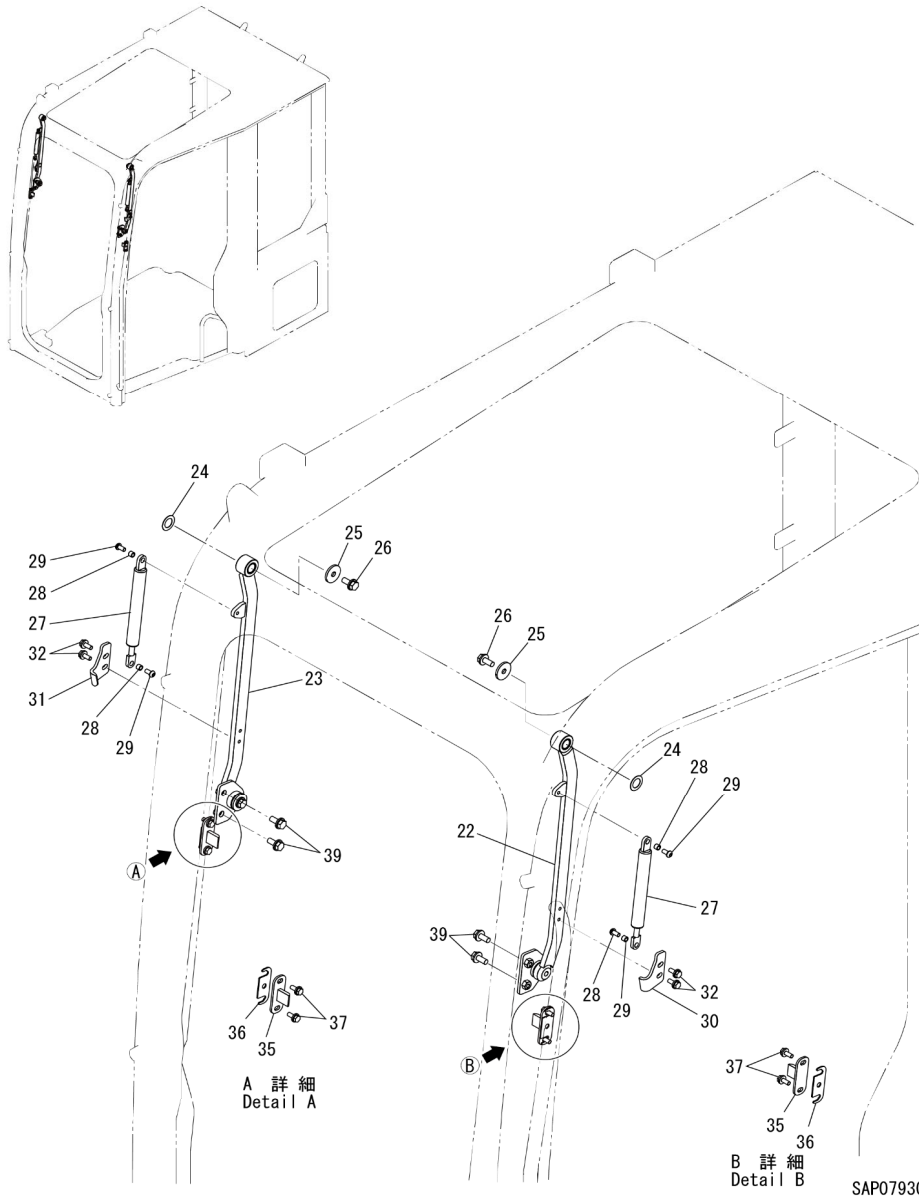
CC985S-2  
CAB ASS'Y (CABIN (2/9))

INDEX	PART NO.	DESCRIPTION	Q'TY	SERIAL NO.	REMARKS
-	S520A4364000	CABIN ASS'Y	1	52001-	
-	C2SAA0344190	CAB ASS'Y	1	52001-	
2	C2SGLA356730	GLASS (RH)	1	52001-	
3	S00DAMEA4330	DAM	1	52001-	
4	ML7GLA298860	GLASS (REAR)	1	52001-	
5	S00DAMEA3130	DAM	1	52001-	
6	ML7GLA298870	GLASS (LH)	1	52001-	
7	S00DAMEA2710	DAM	1	52001-	



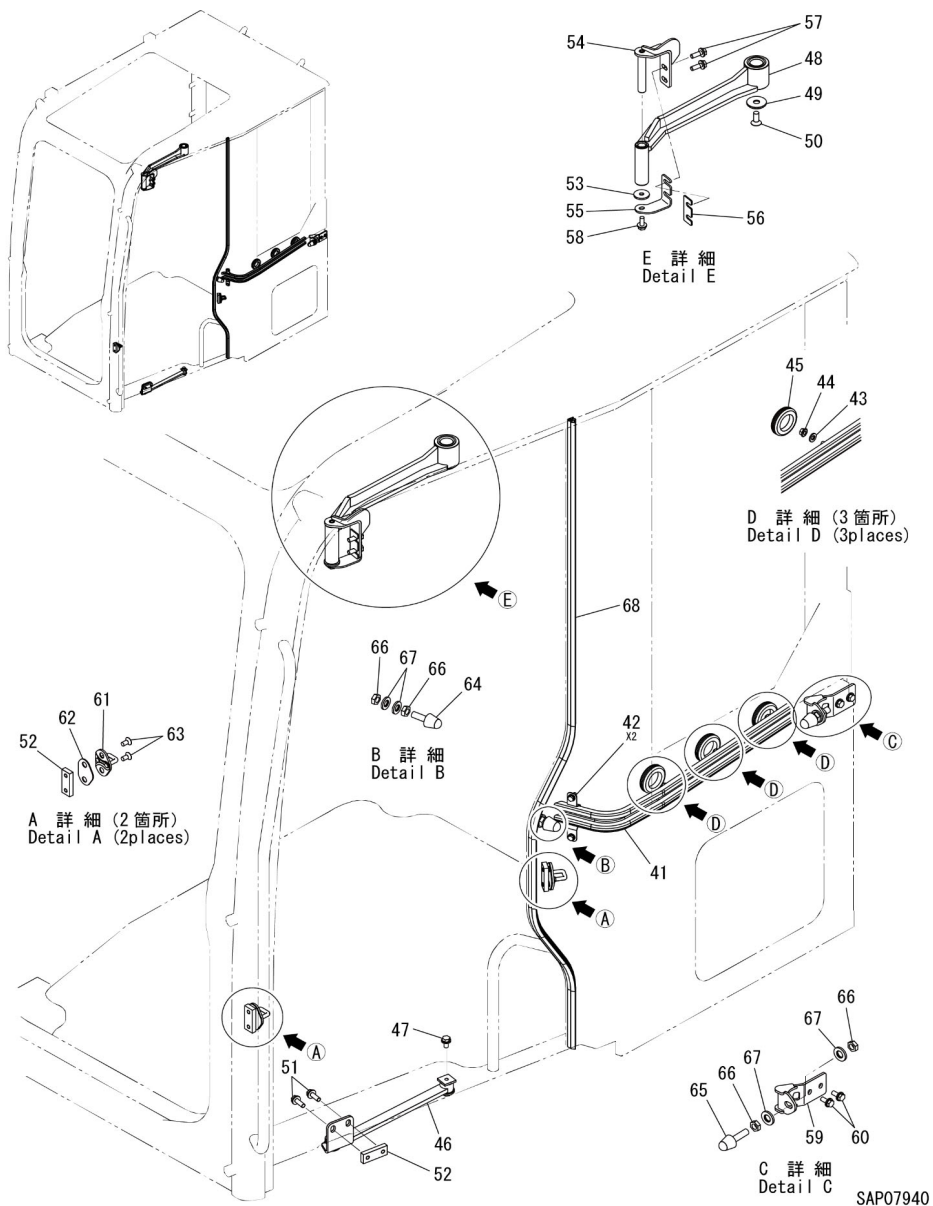
INDEX	PART NO.	DESCRIPTION	Q'TY	SERIAL NO.	REMARKS
-	S520A4364000	CABIN ASS'Y	1	52001-	
-	C2SAA0344190	·CAB ASS'Y	1	52001-	
8	ML7GLA298881	·GLASS (FRONT UNDER)	1	52001-	
9	C2SSEA347010	·SEAL	1	52001-	
10	S00SEABD1630	·SEAL	1	52001-	
11	AP3SET276900	·SEAT	4	52001-	
12	01023-70616	·SEMS SCREW (M6X16)	8	52001-	
13	B34PLA787420	·PLATE	AR	52001-	
14	C2SGLA346000	·GLASS (ROOF)	1	52001-	
15	S00DAMEA2950	·DAM	1	52001-	

SAP07920



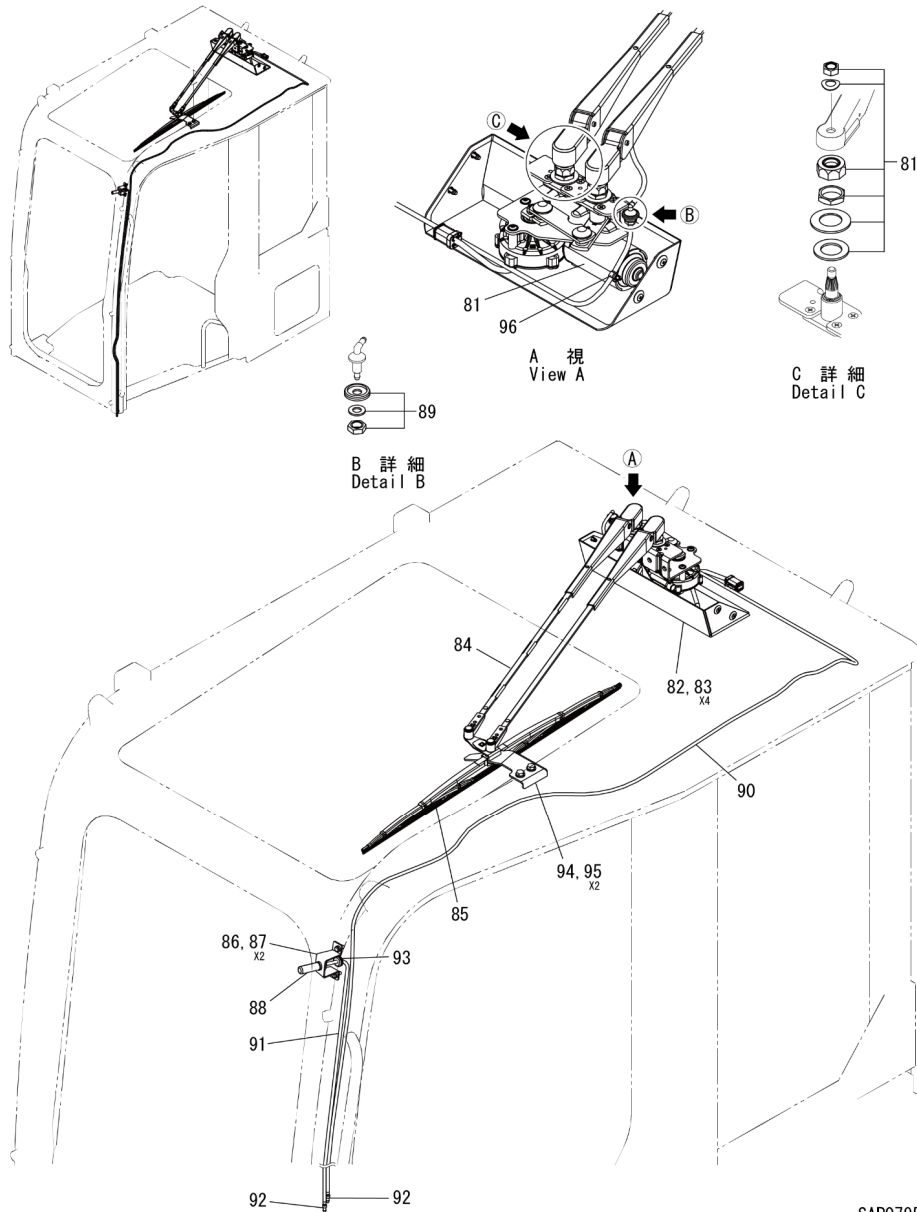
INDEX	PART NO.	DESCRIPTION	Q'TY	SERIAL NO.	REMARKS
-	S520A4364000	CABIN ASS'Y	1	52001-	
-	C2SAA0344190	CAB ASS'Y	1	52001-	
22	ML7ARM298921	·ARM ASS'Y (LH)	1	52001-	
23	ML7ARM298941	·ARM ASS'Y (RH)	1	52001-	
24	14CWAS165030	·WASHER	2	52001-	
25	SHXWAS788740	·WASHER	2	52001-	
26	01024-D0820	·SEMS BOLT (M8X20)	2	52001-	
27	ML7GAS307670	·GAS SPRING	2	52001-	
28	B70BUS197220	·BUSH	4	52001-	
29	01245-00612	·SCREW (M6X12)	4	52001-	
30	ML7STRA58020	·STRIKER	1	52001-	
31	ML7STRA58030	·STRIKER	1	52001-	
32	01024-D0616	·SEMS BOLT (M6X16)	4	52001-	
35	AP3STR898430	·STRIKER	2	52001-	
36	SC1SHM223350	·SHIM	AR	52001-	
37	01024-D0616	·SEMS BOLT (M6X16)	4	52001-	
39	01024-D0820	·SEMS BOLT (M8X20)	4	52001-	





INDEX	PART NO.	DESCRIPTION	Q'TY	SERIAL NO.	REMARKS
-	S520A4364000	CABIN ASS'Y	1	52001-	
-	C2SAA0344190	·CAB ASS'Y	1	52001-	
41	ML7RALA30661	·CENTER RAIL	1	52001-	
42	01026-D0616	·SEMS BOLT (M6X16)	2	52001-	
43	01643-30823	·WASHER	3	52001-	
44	01584-00806	·NUT	3	52001-	
45	09415-03614	·CAP	3	52001-	
46	ML7LIN298960	·LINK ASS'Y (DOOR LWR)	1	52001-	
47	01024-D0816	·SEMS BOLT (M8X16)	1	52001-	
48	ML7LIN298991	·LINK ASS'Y (DOOR UPR)	1	52001-	
49	J4AWAS216180	·WASHER	1	52001-	
50	01240-01025	·SCREW (M10X25)	1	52001-	
51	01024-D0825	·SEMS BOLT (M8X25)	2	52001-	
52	KCMP50671500	·STRIKER SEAT	3	52001-	
53	SHXWAS788740	·WASHER	1	52001-	
54	C2SBRAA86530	·BRACKET	1	52001-	
55	C2SPLAA86540	·PLATE	1	52001-	
56	J4ASHM825340	·SHIM	AR	52001-	
57	01024-D0825	·SEMS BOLT (M8X25)	2	52001-	
58	01024-D0820	·SEMS BOLT (M8X20)	1	52001-	
59	C2SBRAA85870	·BRACKET	1	52001-	
60	01024-D0820	·SEMS BOLT (M8X20)	2	52001-	
61	B35STR173160	·STRIKER	2	52001-	
62	B35SHM765220	·SHIM	AR	52001-	
63	01240-00820	·SCREW (M8X20)	4	52001-	
64	P75STP115831	·STOPPER	1	52001-	
65	MRBSTP152990	·STOPPER	1	52001-	
66	P75NUT115791	·NUT	4	52001-	
67	01643-71232	·WASHER	4	52001-	
68	S00SEABG1580	·SEAL	1	52001-	

CC985S-2  
FIG.18-01-07



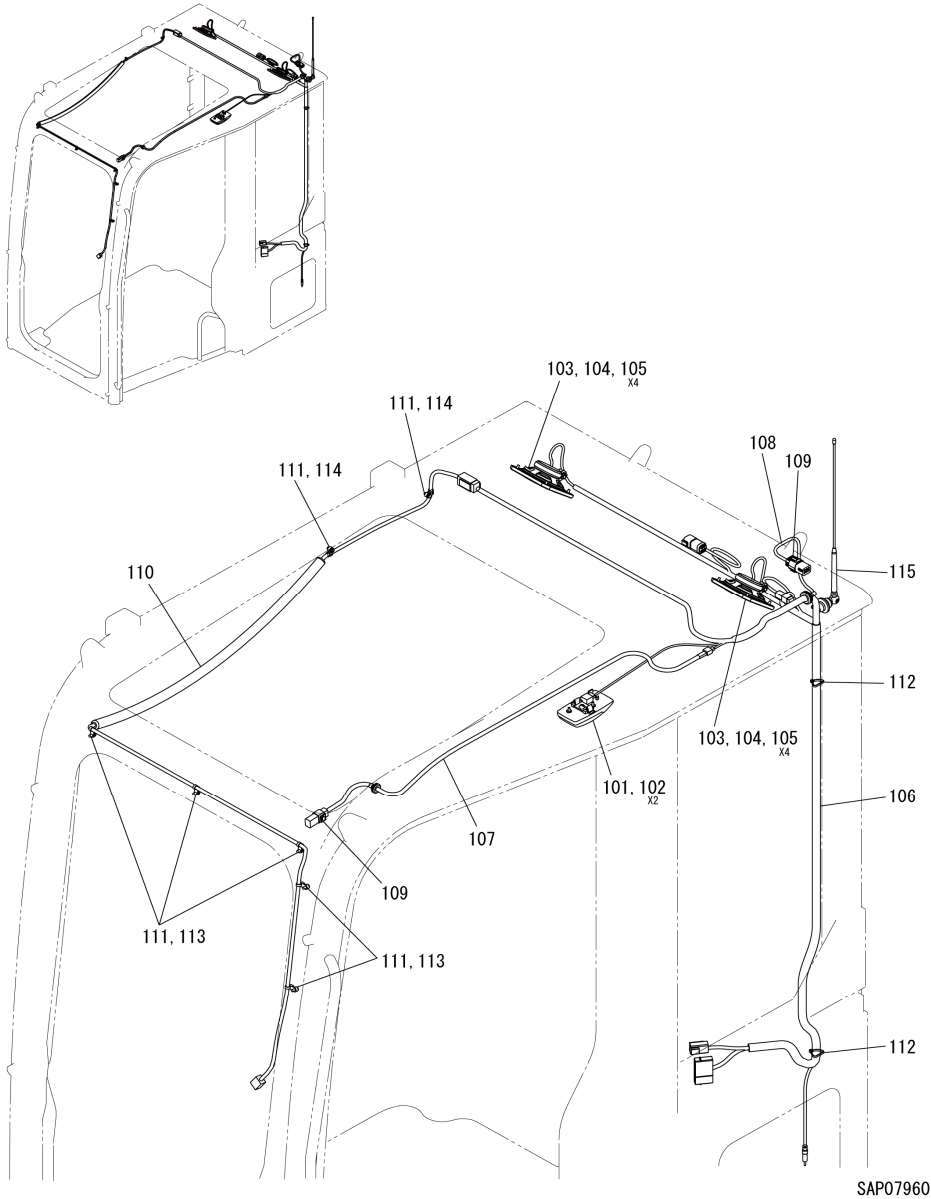
SAP07950

CC985S-2  
CAB ASS'Y (CABIN (6/9))

INDEX	PART NO.	DESCRIPTION	Q'TY	SERIAL NO.	REMARKS
-	S520A4364000	CABIN ASS'Y	1	52001-	
-	C2SAA0344190	·CAB ASS'Y	1	52001-	
81	C2SWMT344310	·WIPER MOTOR	1	52001-	
82	C2SCOV346440	·COVER	1	52001-	
83	E34CLP111120	·CLIP	4	52001-	
84	C2SWAR344321	·WIPER ARM	1	52001-	
85	C2SWBL344330	·WIPER BLADE	1	52001-	
86	ML7BRAA33121	·BRACKET	1	52001-	
87	01023-70616	·SEMS SCREW (M6X16)	2	52001-	
88	K09NOZ166430	·NOZZLE	1	52001-	
89	C2SJON344340	·JOINT	1	52001-	
90	S00HOSHA3720	·HOSE	1	52001-	
91	S00HOSHA0950	·HOSE	1	52001-	
92	A9CJON149590	·JOINT	2	52001-	
93	SSRCAP126710	·CAP	1	52001-	
94	C2SBRAA85880	·BRACKET	1	52001-	
95	01024-D0816	·SEMS BOLT (M8X16)	2	52001-	
96	A3CCLP140500	·CLIP	1	52001-	

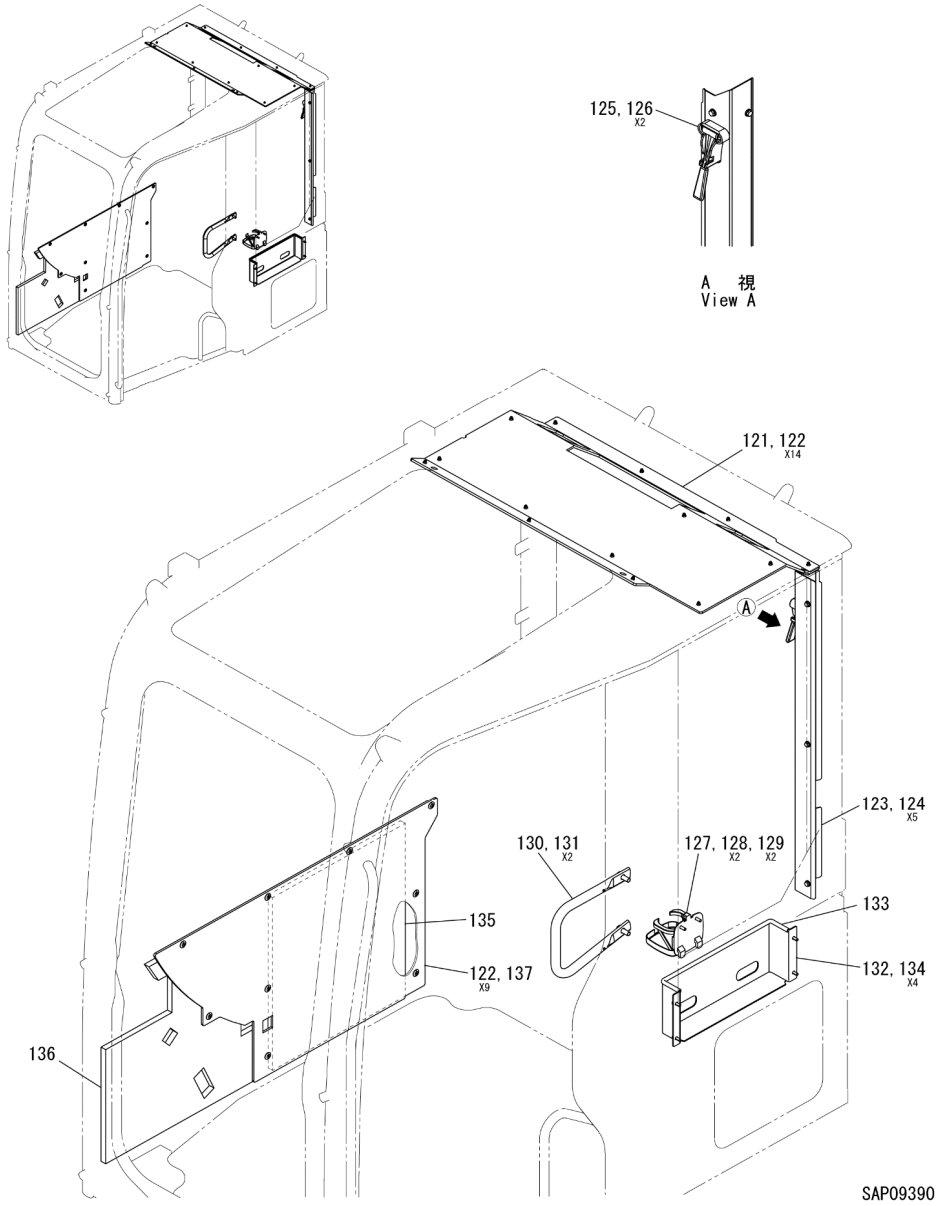
CC985S-2  
FIG.18-01-08

CC985S-2  
CAB ASS'Y (CABIN (7/9))



INDEX	PART NO.	DESCRIPTION	Q'TY	SERIAL NO.	REMARKS
-	S520A4364000	CABIN ASS'Y	1	52001-	
-	C2SAA0344190	CAB ASS'Y	1	52001-	
101	25ALAM199110	·ROOM LAMP	1	52001-	
102	01023-60416	·SEMS SCREW (M4X16)	2	52001-	
103	SX2SPK178961	·SPEAKER	2	52001-	
104	A3CGRI215650	·GRILL	2	52001-	
105	S1220-70412	·SEMS SCREW (M4X12)	8	52001-	
106	C2SHAR346350	·CAB HARNESS	1	52001-	
107	C2SHAR346360	·JOINT HARNESS	1	52001-	
108	ML7HAR316130	·WIRING HARNESS	1	52001-	
109	ML7CLP308900	·CLIP	2	52001-	
110	ML7HAR320720	·WIRING HARNESS	1	52001-	
111	S16CLP101010	·CLIP	7	52001-	
112	08034-20414	·BAND	2	52001-	
113	01037-40512	·SCREW (M5X12)	5	52001-	
114	01023-70512	·SEMS SCREW (M5X12)	2	52001-	
115	14CANT165142	·ANTENNA	1	52001-	

CC985S-2  
FIG.18-01-09



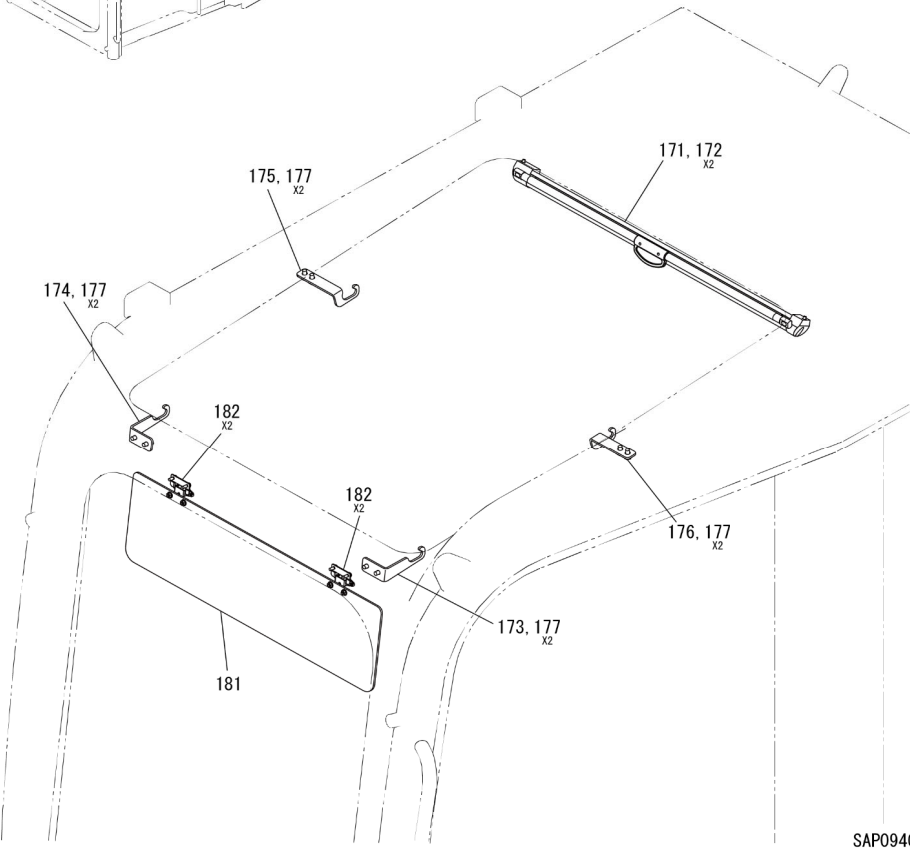
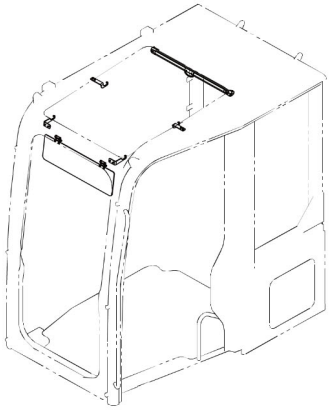
SAP09390

CC985S-2  
CAB ASS'Y (CABIN (8/9))

INDEX	PART NO.	DESCRIPTION	Q'TY	SERIAL NO.	REMARKS
-	S520A4364000	CABIN ASS'Y	1	52001-	
-	C2SAA0344190	·CAB ASS'Y	1	52001-	
121	C2SLIN346030	·LINING (ROOF)	1	52001-	
122	E34CLP111120	·CLIP	23	52001-	
123	C2SCOVA87570	·COVER	1	52001-	
124	01024-D0612	·SEMS BOLT (M6X12)	5	52001-	
125	M66HAN144340	·HAMMER	1	52001-	
126	01023-70416	·SEMS SCREW (M4X16)	2	52001-	
127	G3MHOL147590	·CAP HOLDER	1	52001-	
128	01245-00616	·SCREW (M6X16)	2	52001-	
129	01640-B0610	·WASHER	2	52001-	
130	ML7PIPA32942	·HANDRAIL (UPPER)	1	52001-	
131	01435-41025	·BOLT (M10X25)	2	52001-	
132	ML7BOX316430	·BOX	1	52001-	
133	S00TRMDF0475	·TRIM	1	52001-	
134	01024-D0616	·SEMS BOLT (M6X16)	4	52001-	
135	C2SSHE346260	·SHEET	1	52001-	
136	C2SSHE346270	·SHEET	1	52001-	
137	C2SLIN346280	·LINING (RH)	1	52001-	

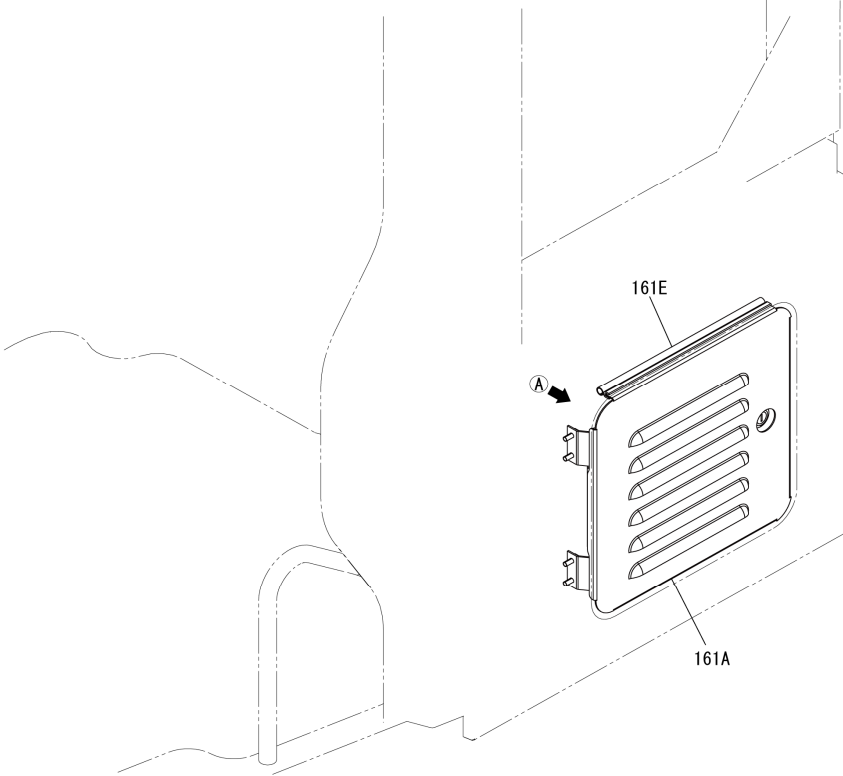
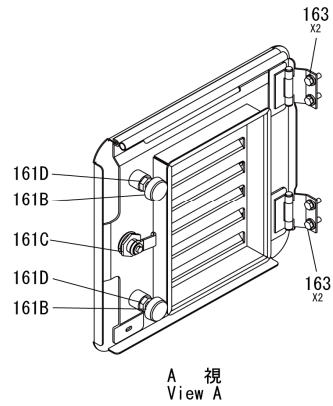
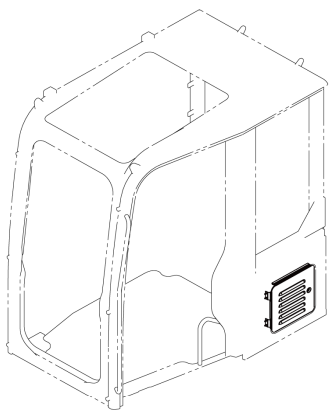
CC985S-2  
FIG.18-01-10

CC985S-2  
CAB ASS'Y (CABIN (9/9))



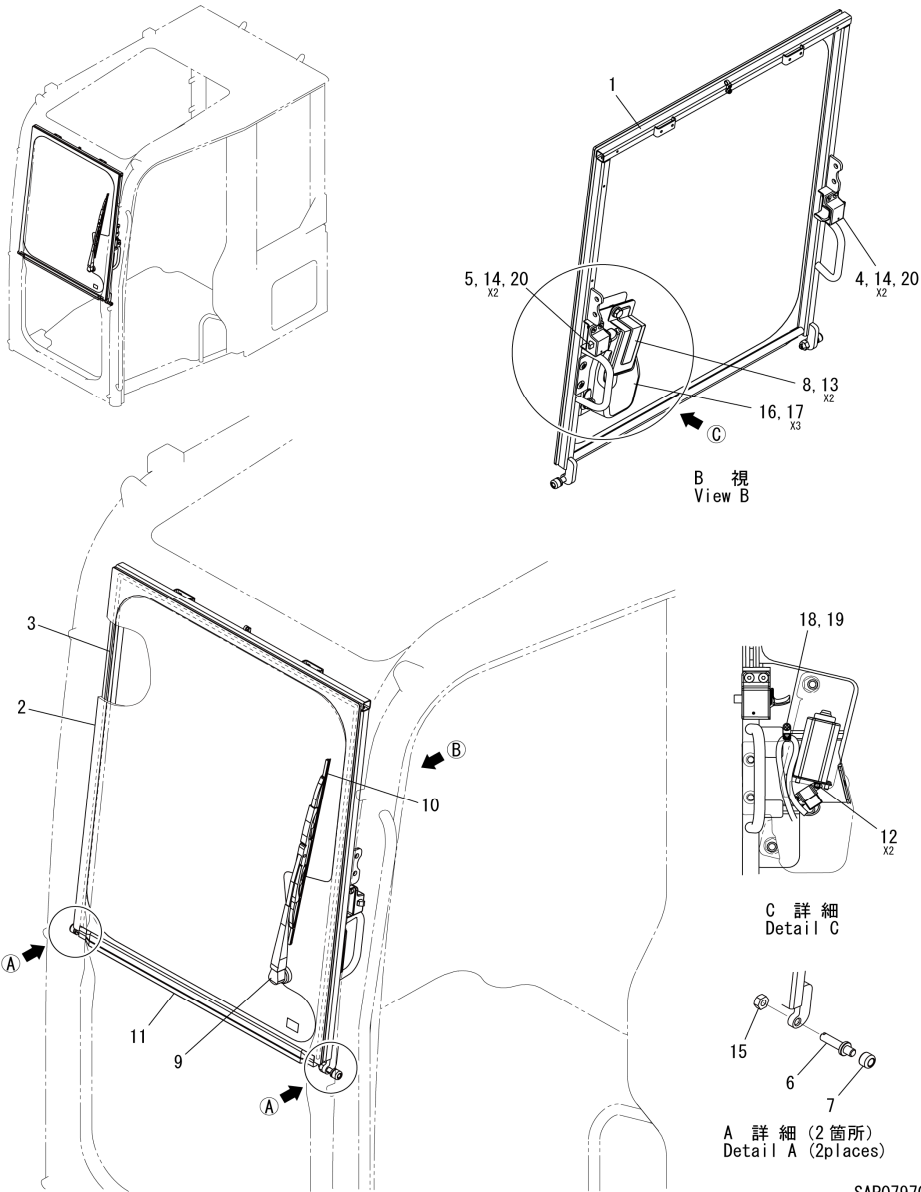
SAP09400

INDEX	PART NO.	DESCRIPTION	Q'TY	SERIAL NO.	REMARKS
-	S520A4364000	CABIN ASS'Y	1	52001-	
-	C2SAA0344190	CAB ASS'Y	1	52001-	
171	C2SROL346020	·ROLL BLIND	1	52001-	
172	01023-70416	·SCREW (M4X16)	2	52001-	
173	C2SPLAA85890	·PLATE	1	52001-	
174	C2SPLAA85900	·PLATE	1	52001-	
175	C2SPLAA85910	·PLATE	1	52001-	
176	C2SPLAA85920	·PLATE	1	52001-	
177	01024-D0612	·SEMS BOLT (M6X12)	8	52001-	
181	C2SSUN346370	·SUN VISOR	1	52001-	
182	01023-70412	·SCREW (M4X12)	4	52001-	



SAP09910

INDEX	PART NO.	DESCRIPTION	Q'TY	SERIAL NO.	REMARKS
-	S520A4364000	CABIN ASS'Y	1	52001-	
-	C2SA00346391	·INLET COVER ASS'Y	1	52001-	
161A	C2SCOVA85861	·COVER	1	52001-	
161B	B35STP178130	·STOPPER	2	52001-	
161C	ML7LOC320040	·LOCK ASSY	1	52001-	
161D	J4ANUT219350	·NUT	2	52001-	
161E	S00SEABA0280	·SEAL	1	52001-	
163	01024-D0616	·SEMS BOLT (M6X16)	4	52001-	

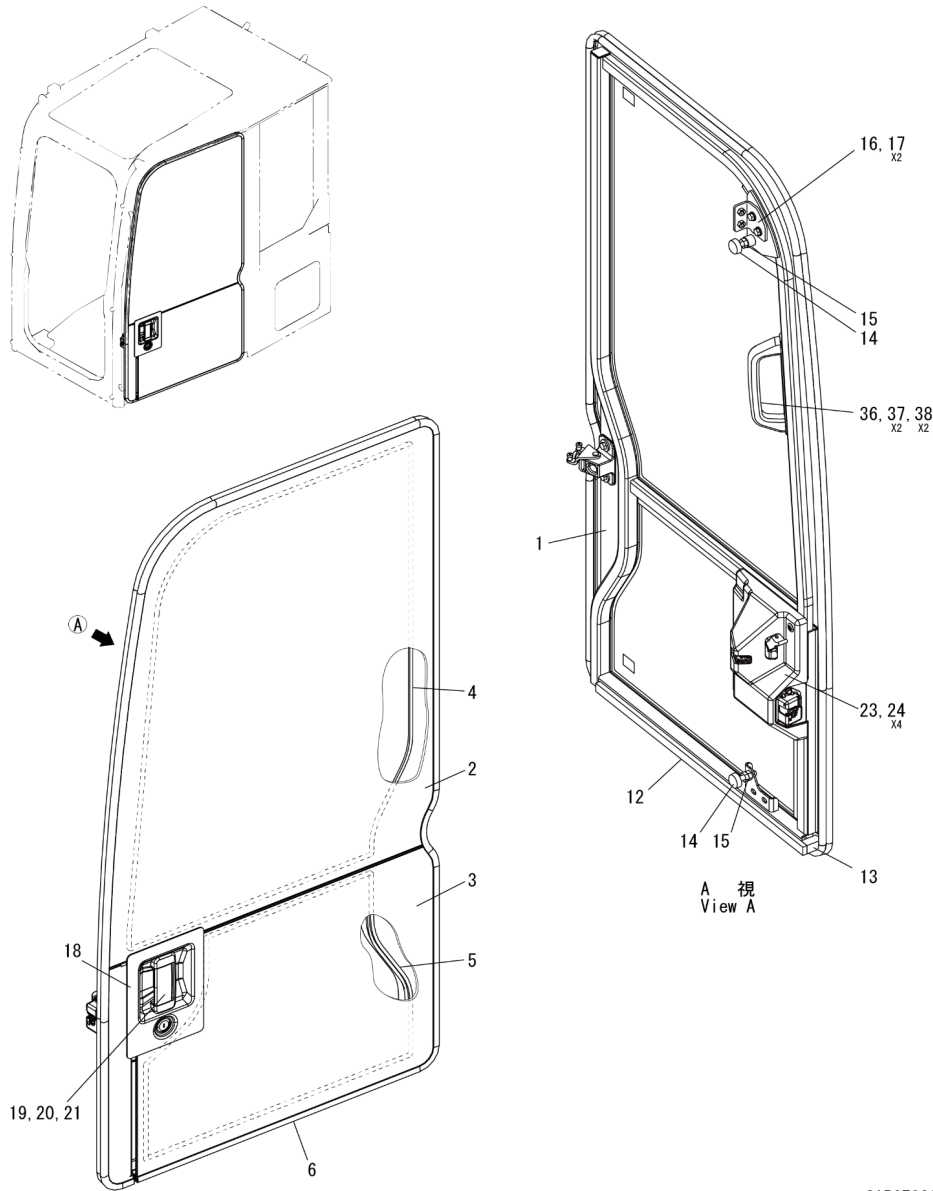


SAP07970

INDEX	PART NO.	DESCRIPTION	Q'TY	SERIAL NO.	REMARKS
-	S520A4364000	CABIN ASS'Y	1	52001-	
-	C2SA00346010	·FRONT WINDOW ASS'Y	1	52001-	
1	C2SF00A85640	·FRONT WINDOW FRAME	1	52001-	
2	ML7GLA298912	·GLASS (FRONT UPPER)	1	52001-	
3	S00DAMEJ2950	·DAM	1	52001-	
4	25ALOC210140	·LOCK ASS'Y RH	1	52001-	
5	25ALOC210130	·LOCK ASS'Y LH	1	52001-	
6	25ABOL199010	·BOLT	2	52001-	
7	SHXROL184641	·ROLLER	2	52001-	
8	K21WMT103240	·WIPER MOTOR	1	52001-	
9	S16WAR101660	·WIPER ARM	1	52001-	
10	2B6WBL113350	·WIPER BLADE	1	52001-	
11	ML7SEA316000	·SEAL	1	52001-	
12	01370-00410	·SCREW	2	52001-	
13	01024-D1020	·SEMS BOLT (M10X20)	2	52001-	
14	01240-00616	·SCREW (M6X16)	4	52001-	
15	01580-11008	·NUT	2	52001-	
16	ML7COV329440	·MOTOR COVER	1	52001-	
17	B35RIV178111	·RIVET	3	52001-	
18	S16CLP101010	·CLIP	1	52001-	
19	01370-40512	·SCREW (M5X12)	1	52001-	
20	Z87SHM880910	·SHIM	AR	52001-	

CC985S-2  
FIG.18-01-13

CC985S-2  
CAB ASS'Y (DOOR (1/2))

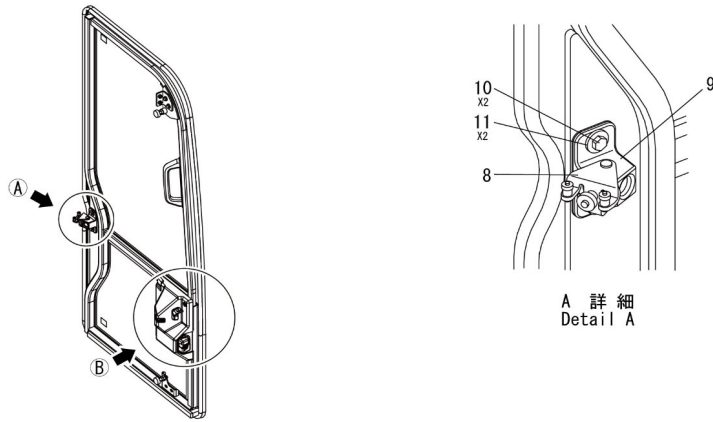


SAP07980

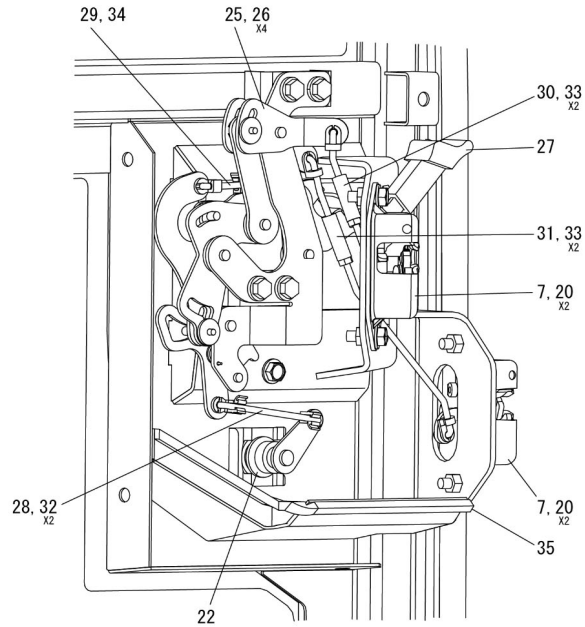
INDEX	PART NO.	DESCRIPTION	Q'TY	SERIAL NO.	REMARKS
-	S520A4364000	CABIN ASS'Y	1	52001-	
-	C2SA00346300	·DOOR ASS'Y	1	52001-	
1	ML7D00A51551	·DOOR FRAME	1	52001-	
2	ML7GLA314390	·GLASS, DOOR UPPER	1	52001-	
3	ML7GLA314401	·GLASS, DOOR UNDER	1	52001-	
4	S00DAMEA3060	·DAM	1	52001-	
5	S00DAMEA2180	·DAM	1	52001-	
6	S00SEABH4800	·SEAL	1	52001-	
12	ML7SEA299041	·SEAL	1	52001-	
13	ML7SEA314410	·SEAL	1	52001-	
14	323STP112151	·STOPPER	2	52001-	
15	01580-11008	·NUT	2	52001-	
16	C2SBRAA85620	·BRACKET	1	52001-	
17	01024-D0825	·SEMS BOLT (M8X25)	2	52001-	
18	ML7COV299050	·COVER (DOOR OUTER)	1	52001-	
19	B35HAN177951	·HANDLE (OUTER)	1	52001-	
20	01435-00616	·SCREW (M6X16)	1	52001-	
21	01435-00620	·SCREW (M6X20)	1	52001-	
23	ML7COV299062	·COVER (DOOR INNER)	1	52001-	
24	B35RIV178111	·RIVET	4	52001-	
36	ML7ROD299121	·GRIP HANDLE	1	52001-	
37	01245-00616	·SCREW (M6X16)	2	52001-	
38	01643-70623	·WASHER	2	52001-	



CC985S-2  
FIG.18-01-14



A 詳細  
Detail A



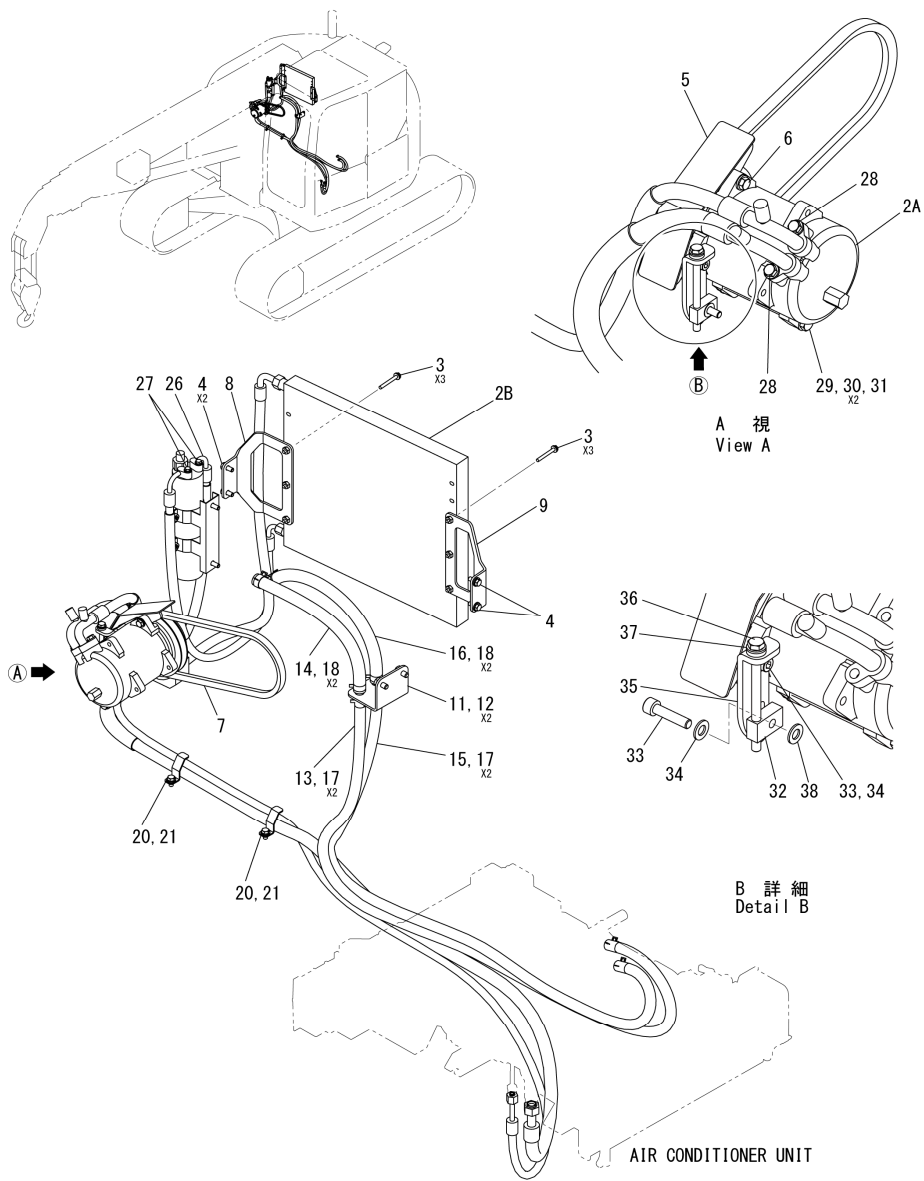
B 詳細  
Detail B

SAP09920

CC985S-2  
CAB ASS'Y (DOOR (2/2))

INDEX	PART NO.	DESCRIPTION	Q'TY	SERIAL NO.	REMARKS
-	S520A4364000	CABIN ASS'Y	1	52001-	
-	C2SA00346300	·DOOR ASS'Y	1	52001-	
7	P75LOC116330	·LOCK ASS'Y	2	52001-	
8	C2SCEN346080	·CENTER ROLLER	1	52001-	
9	ML7SHMA51640	·SHIM	1	52001-	
10	01010-D0820	·BOLT (M8X20)	2	52001-	
11	B05WAS715420	·WASHER	2	52001-	
20	01435-00616	·SCREW (M6X16)	4	52001-	
22	MRBLOC148700	·LOCK ASS'Y	1	52001-	
25	ML7REM299071	·REMOTE CONTROL	1	52001-	
26	01024-D0616	·SEMS BOLT (M6X16)	4	52001-	
27	Z14KNO110410	·KNOB	1	52001-	
28	ML7ROD299083	·ROD	1	52001-	
29	ML7ROD299103	·ROD	1	52001-	
30	ML7ROD299111	·ROD	1	52001-	
31	ML7ROD299121	·ROD	1	52001-	
32	D11SNA114650	·SNAP	2	52001-	
33	P75SNA116230	·SNAP	4	52001-	
34	GG2CLP296340	·CLIP	1	52001-	
35	ML7SEA316010	·SEAL	1	52001-	

CC985S-2  
FIG.18-02-01

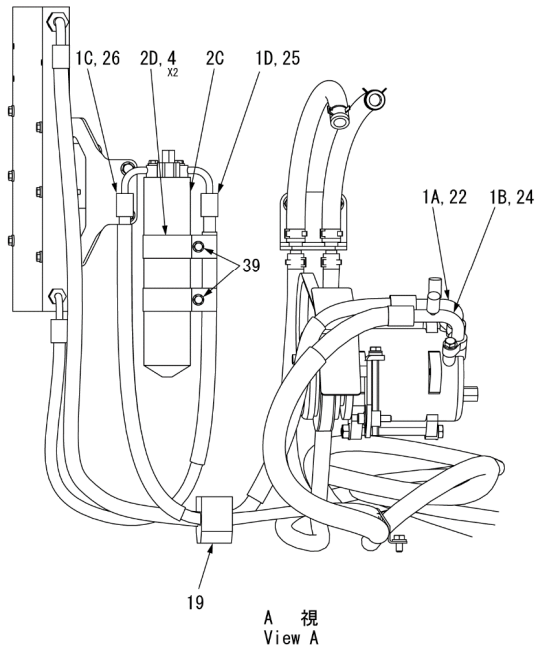
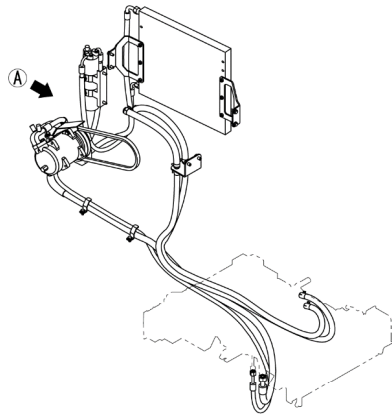


SAP09060

CC985S-2  
AIR CONDITIONER AND HEATER ASS'Y (MACHINE SIDE) (1/2)

INDEX	PART NO.	DESCRIPTION	Q'TY	SERIAL NO.	REMARKS
-	S585W3488000	MACHINE BODY SET (SET OF 2A - 2D)	1	52001-	
2A	S578A3265000	COMPRESSOR	1	52001-	
2B	S578W3262000	CONDENSER	1	52001-	
3	01024-80650	SEMS BOLT (M6X50)	6	52001-	
4	01024-80820	SEMS BOLT (M8X20)	4	52001-	
5	585-4760900	GUARD	1	52001-	
6	01024-80830	SEMS BOLT (M8X30)	1	52001-	
7	27943-03700	V-BELT	1	52001-	
8	578-3513000	CONDENSER BRACKET (A)	1	52001-	
9	585-3535300	CONDENSER BRACKET (B)	1	52001-	
11	578-3513200	HEATER HOSE ADAPTER BRACKET	1	52001-	
12	01024-81020	SEMS BOLT (M10X20)	2	52001-	
13	578-4664200	HI HOSE A (L=1670)	1	52001-	
14	578-4664300	HI HOSE B (L=360)	1	52001-	
15	578-4664400	HO HOSE A (L=1620)	1	52001-	
16	578-4664500	HO HOSE B (L=380)	1	52001-	
17	22973-01200	CRESCENT CLAMP	4	52001-	
18	22973-01500	CRESCENT CLAMP	4	52001-	
20	578-4662500	CLAMP	2	52001-	
21	01024-80816	SEMS BOLT (M8X16)	2	52001-	
27	01024-80625	SEMS BOLT (M6X25)	2	52001-	
28	01024-80825	SEMS BOLT (M8X25)	2	52001-	
29	01011-81025	SEMS BOLT (M10X25)	1	52001-	
30	21741M10006	PLAIN WASHER (M10)	2	52001-	
31	21211M10710	NUT (M10)	1	52001-	
32	585-4758500	BLOCK	1	52001-	
33	21077M08035	BOLT (M8X35)	2	52001-	
34	21741M08006	PLAIN WASHER (M8)	2	52001-	
35	585-4761100	BRACKET	1	52001-	
36	21025M08110	BOLT (M8X110)	1	52001-	
37	217A1-11108	SPHERICAL WASHER (M8)	1	52001-	
38	585-4760600	SHIM	AR	52001-	

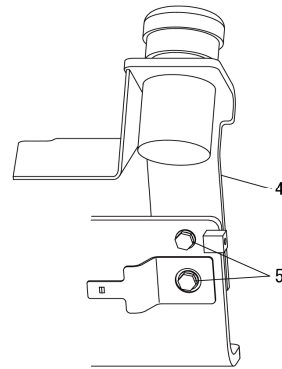
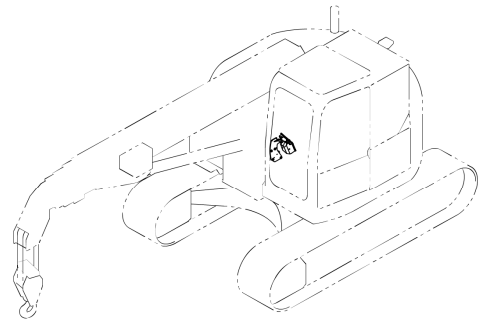
CC985S-2  
FIG.18-02-02



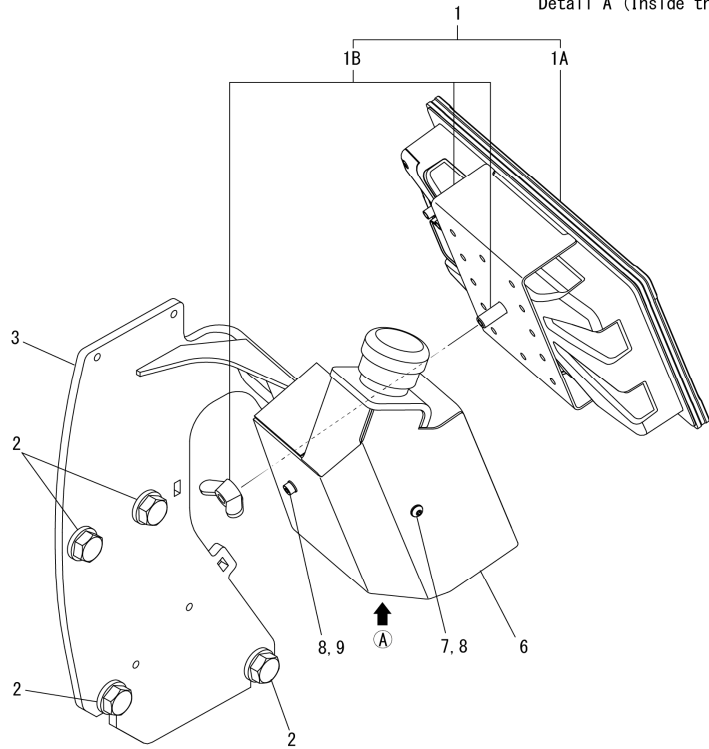
SAP09070

CC985S-2  
AIR CONDITIONER AND HEATER ASS'Y (MACHINE SIDE) (2/2)

INDEX	PART NO.	DESCRIPTION	Q'TY	SERIAL NO.	REMARKS
-	S586W4405000	AIR CONDITIONER HOSE SET (SET OF 1A - 1D)	1	52001-	
1A	S578W3267001	·D HOSE (L=1300)	1	52001-	
1B	S585W3311001	·S HOSE (L=2865)	1	52001-	
1C	S585W3312001	·L HOSE (L=3046)	1	52001-	
1D	S578W3269002	·L HOSE (L=860)	1	52001-	
-	S585W3488000	MACHINE BODY SET (SET OF 2A - 2D)	1	52001-	
2C	S578W3264000	·RECEIVER DRIER	1	52001-	
2D	S578W3263000	·RECEIVER DRIER BRACKET	1	52001-	
4	01024-80820	SEMS BOLT (M8X20)	2	52001-	
19	578-4664600	CUSHION (AC HOSE)	1	52001-	
22	28890-19065	CORRUGATE TUBE (ST-19,L=650)	1	52001-	
24	28890-25040	CORRUGATE TUBE (ST-25,L=400)	1	52001-	
25	28890-15053	CORRUGATE TUBE (ST-15,L=530)	1	52001-	
26	28890-15040	CORRUGATE TUBE (ST-15,L=400)	1	52001-	
39	01024-80612	SEMS BOLT (M6X12)	2	52001-	



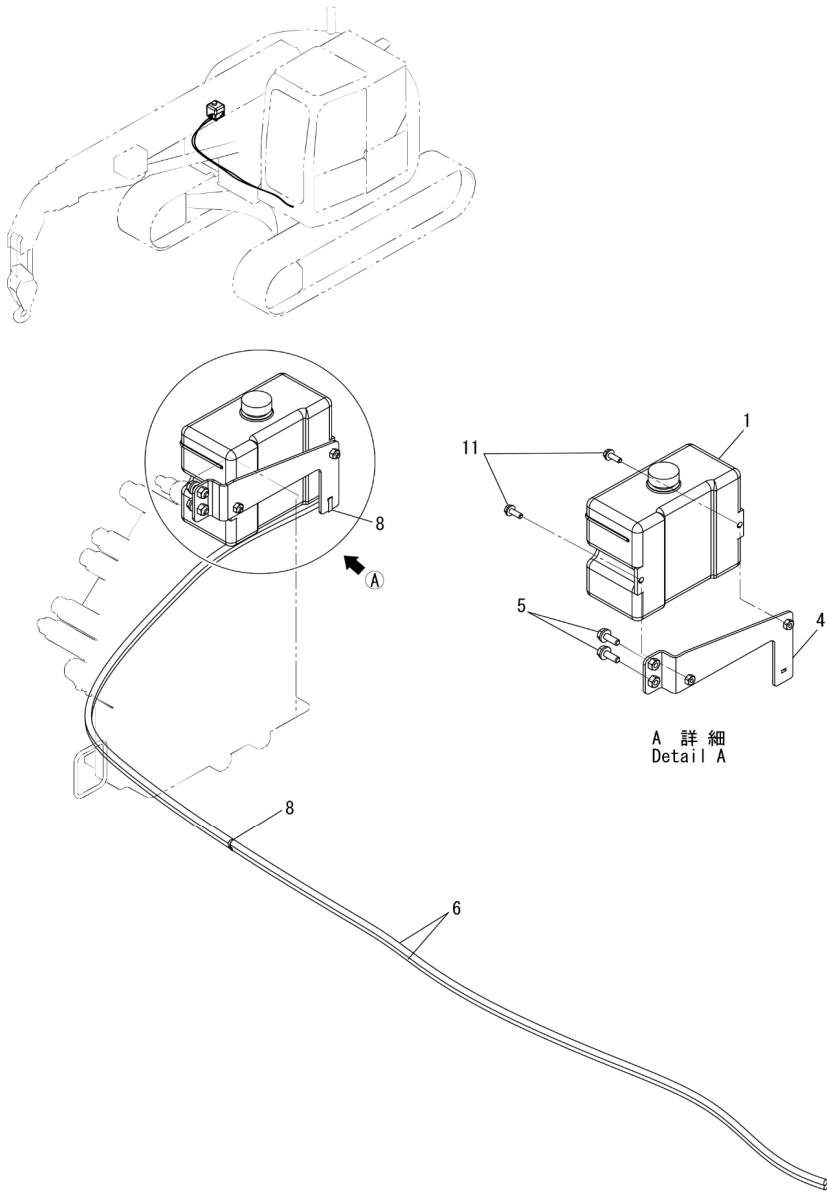
A 詳細 (カバー内)  
Detail A (Inside the cover)



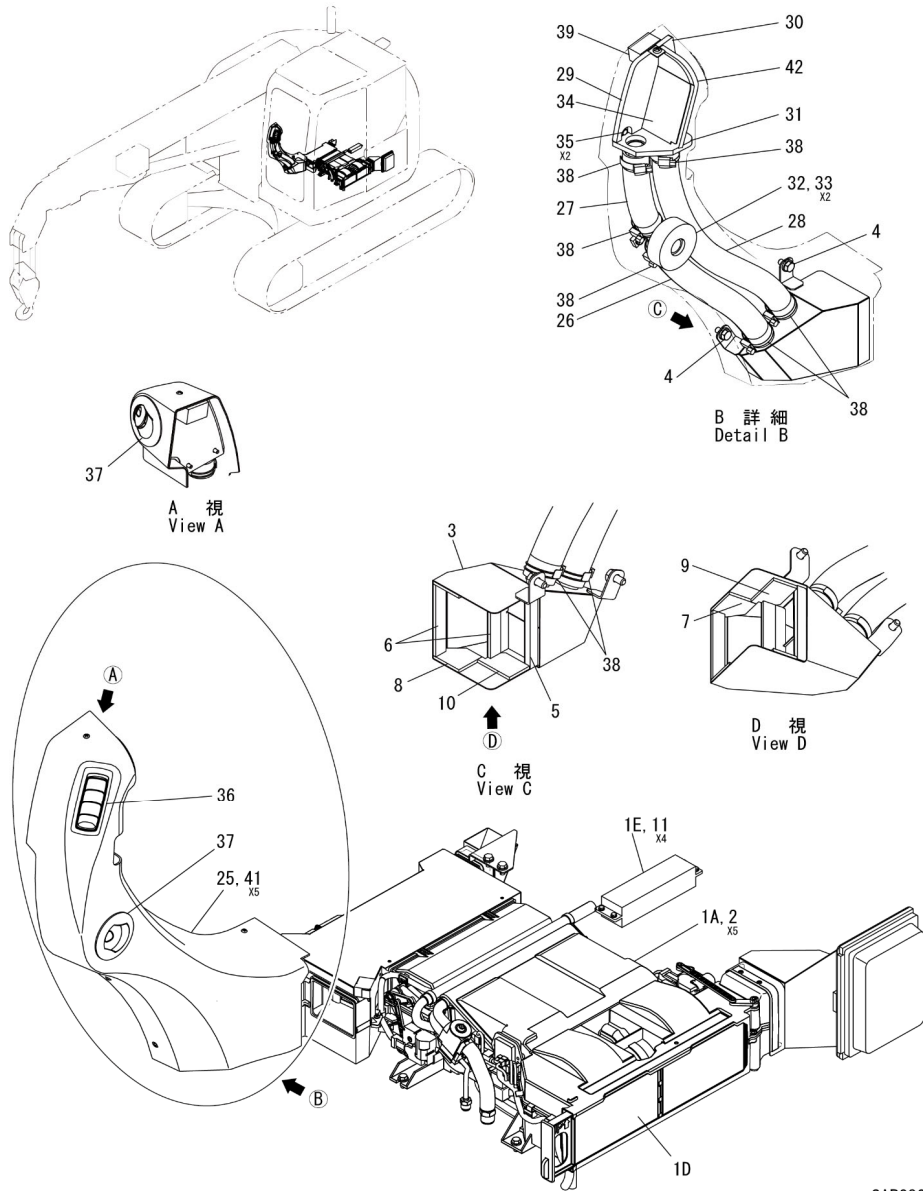
SAP08010

INDEX	PART NO.	DESCRIPTION	Q'TY	SERIAL NO.	REMARKS
1	S585L4391000	MONITOR 7.0 SET	1	52001-	
1A	☆	MONITOR 7.0	1	52001-	
1B	S200L3152020	PANEL MOUNT SET	1	52001-	
2	01024-81020	SEMS BOLT (M10X20)	4	52001-	
3	586-2267600	MONITOR BRACKET	1	52001-	
4	586-4851000	BRACKET, EMO	1	52001-	
5	21B12M05012	BOLT (M5X12)	2	52001-	
6	586-3630400	COVER	1	52001-	
7	21854D04012	BOLT (M4X12)	1	52001-	
8	21741D04006	PLAIN WASHER (M4)	2	52001-	
9	21077D04050	BOLT (M4X50)	1	52001-	

INDEX	PART NO.	DESCRIPTION	Q'TY	SERIAL NO.	REMARKS
1	S520W4339000	WASHER TANK	1	52001-	
4	586-4808100	WASHER TANK BRACKET	1	52001-	
5	01024-81030	SEMS BOLT (M10X30)	2	52001-	
6	585-4709700	WASHER HOSE (L=2540)	2	52001-	
8	28911-10150	CABLE TIE	2	52001-	
11	01024-80825	SEMS BOLT(M8X25)	2	52001-	



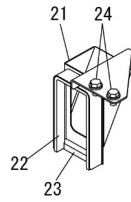
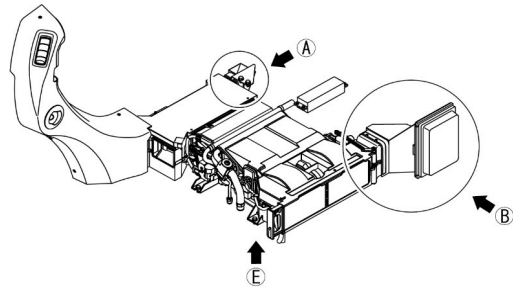
SAP07470



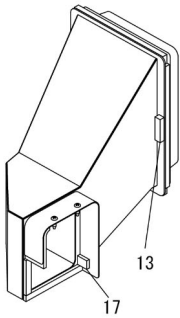
SAP08020

INDEX	PART NO.	DESCRIPTION	Q'TY	SERIAL NO.	REMARKS
-	S585W3470001	AIR CONDITIONER UNIT SET (SET OF 1A - 1E)	1	52001-	
1A	S578M3255001	·AIR CONDITIONER UNIT	1	52001-	
1D	S578W3258000	·FILTER, INTERNAL AIR	1	52001-	
1E	S578M3261000	·CONTROL PANEL, AIR CONDITIONER	1	52001-	
2	01024-80820	SEMS BOLT (M8X20)	5	52001-	
3	586-1330100	JUNCTION BOX 1	1	52001-	
4	01024-81020	SEMS BOLT (M10X20)	2	52001-	
5	585-4752600	FRONT DUCT SPONGE A	1	52001-	
6	578-4674900	FRONT DUCT SPONGE B	2	52001-	
7	578-4675000	FRONT DUCT SPONGE C	1	52001-	
8	578-4675100	FRONT DUCT SPONGE D	1	52001-	
9	578-4675200	FRONT DUCT SPONGE E	1	52001-	
10	578-4675300	FRONT DUCT SPONGE F	1	52001-	
11	21B12M05010	BOLT (M5X10)	4	52001-	
25	586-3641600	FRONT DUCT COVER	1	52001-	
26	586-4834600	DUCT HOSE A-1 (L=390)	1	52001-	
27	586-4834700	DUCT HOSE A-2 (L=200)	1	52001-	
28	586-4834800	DUCT HOSE B (L=610)	1	52001-	
29	586-4834900	SPONGE 1	1	52001-	
30	586-4835000	SPONGE 2	1	52001-	
31	586-4835100	SPONGE 3	1	52001-	
32	586-3630200	JUNCTION BOX 2	1	52001-	
33	01024-80616	SEMS BOLT (M6X16)	2	52001-	
34	586-3630300	JUNCTION BRACKET	1	52001-	
35	01024-80612	SEMS BOLT (M6X12)	2	52001-	
36	S520W4195000	GRILLE	1	52001-	
37	S520W4368000	GRILLE	2	52001-	
38	27451-01002	BAND	6	52001-	
39	520-4832800	SPONGE 1	1	52001-	
41	S520B4370000	CLIP	5	52001-	
42	586-4849200	SPONGE 4	1	52001-	

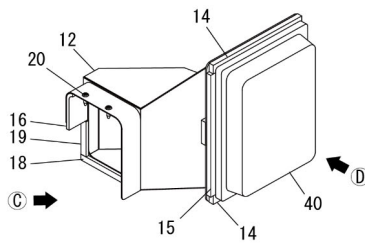
INDEX	PART NO.	DESCRIPTION	Q'TY	SERIAL NO.	REMARKS
-	S585W3470001	AIR CONDITIONER UNIT SET (SET OF 1A - 1E)	1	52001-	
1B	S578W3256000	HOSE CLAMP	2	52001-	
1C	S578W3257000	DRAIN HOSE (L=700)	2	52001-	
12	586-1311200	OUTSIDE AIR DUCT	1	52001-	
13	520-4783100	OUTSIDE AIR DUCT SPONGE A	3	52001-	
14	520-4783200	OUTSIDE AIR DUCT SPONGE B	2	52001-	
15	520-4783300	OUTSIDE AIR DUCT SPONGE C	2	52001-	
16	585-4752800	OUTSIDE AIR DUCT SPONGE D	1	52001-	
17	578-4676200	OUTSIDE AIR DUCT SPONGE E	1	52001-	
18	578-4676300	OUTSIDE AIR DUCT SPONGE F	1	52001-	
19	578-4676400	OUTSIDE AIR DUCT SPONGE G	1	52001-	
20	21841-50151	TAPPING SCREW (M5X15)	2	52001-	
21	586-2263500	VENT DUCT	1	52001-	
22	578-4676500	VENT DUCT SPONGE	1	52001-	
23	585-4752900	VENT DUCT SPONGE A	1	52001-	
24	01024-D0816	SEMS BOLT (M8X16)	2	52001-	
40	S520W4011000	FILTER, OUTSIDE AIR	1	52001-	



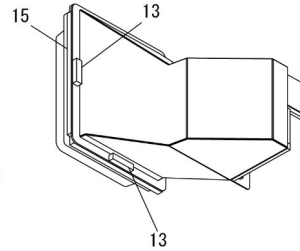
A 詳細  
Detail A



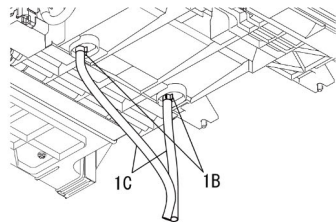
C 視  
View C



B 詳細  
Detail B

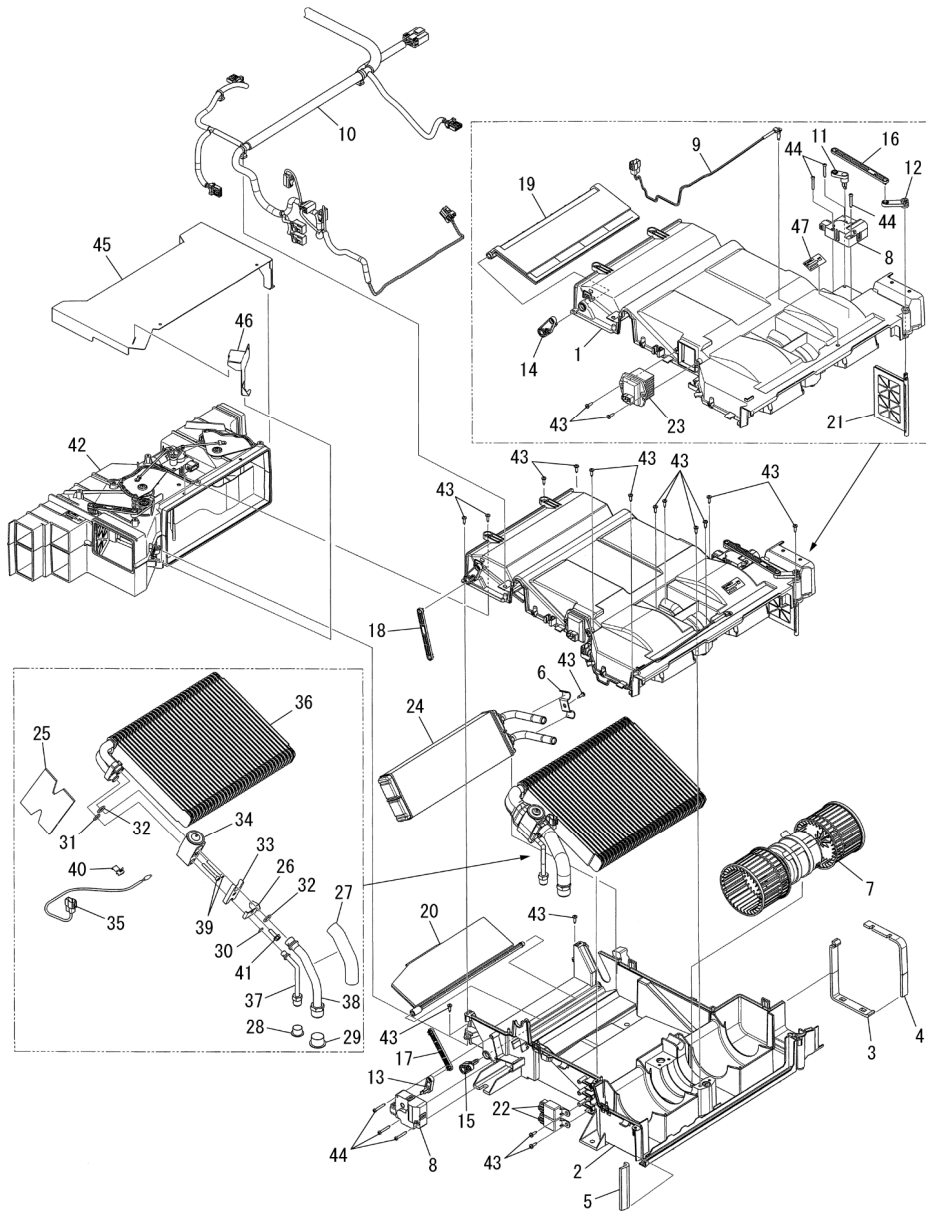


D 視  
View D



E 視  
View E

SAP09350



SAP07460

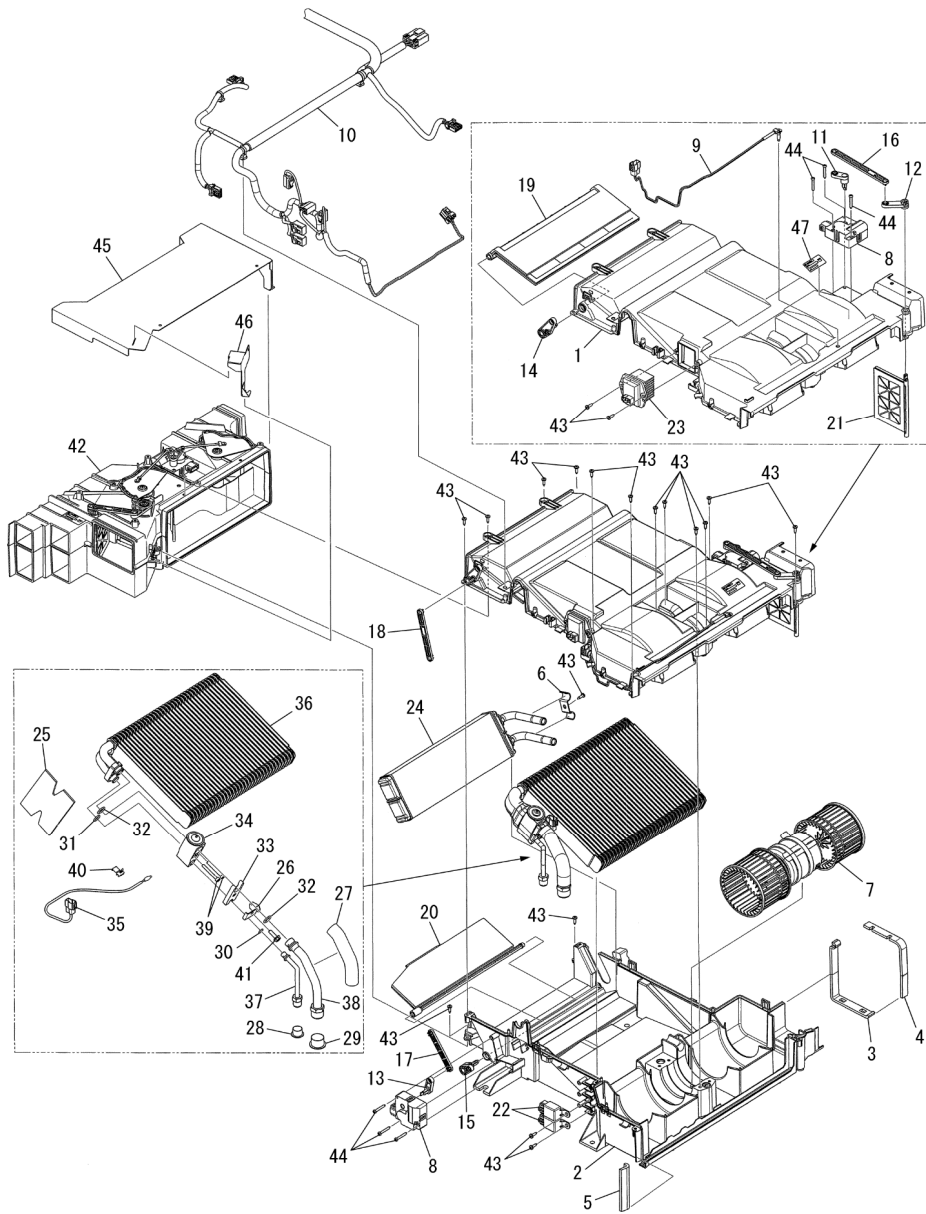
INDEX	PART NO.	DESCRIPTION	Q'TY	SERIAL NO.	REMARKS
-	S578M3255001	AIR CONDITIONER UNIT	1	52001-	
1	51151-15710	·UPPER MAIN CASE ASS'Y	1	52001-	
2	51151-15720	·LOWER MAIN CASE ASS'Y	1	52001-	
3	51191-59570	·PACKING A	1	52001-	
4	51191-62230	·PACKING B	1	52001-	
5	51191-59810	·PACKING C	1	52001-	
6	51243-41510	·PIPE HOLDER	1	52001-	
7	51500-41320	·BLOWER MOTOR ASS'Y	1	52001-	
8	51502-40230	·ACTUATOR MOTOR	2	52001-	
9	51532-41410	·THERMISTOR	1	52001-	
10	51550-18881	·WIRE HARNESS ASS'Y	1	52001-	
11	51571-48930	·LEVER MA INTAKE	1	52001-	
12	51571-48940	·LEVER INTAKE	1	52001-	
13	51571-48950	·LEVER MA AIR MIX	1	52001-	
14	51571-48960	·LEVER AIR MIX	1	52001-	
15	51571-48970	·LEVER SUB AIR MIX	1	52001-	
16	51571-48980	·ROD INTAKE	1	52001-	
17	51571-48990	·ROD AIR MIX	1	52001-	
18	51571-49000	·ROD SUB AIR MIX	1	52001-	
19	51573-13060	·DOOR AIR MIX ASS'Y	1	52001-	
20	51573-13070	·DOOR SUB AIR MIX ASS'Y	1	52001-	
21	51573-13080	·DOOR INTAKE ASS'Y	1	52001-	
22	51580-41010	·RELAY 24 4PE	2	52001-	
23	51589-17820	·DRIVER FAN	1	52001-	
24	51710-10180	·HEATER CORE ASS'Y	1	52001-	
25	51194-54000	·EVA PACKING	1	52001-	
26	51260-40690	·EVA BRACKET	1	52001-	
27	51434-41100	·HEAT INSULATING PIPE	1	52001-	
28	51436-D0140	·NF UNION CAP φ8	1	52001-	
29	51436-D0160	·NF UNION CAP 5/8	1	52001-	
30	51439-D0031	·NF O-RING φ8	1	52001-	
31	51439-D0041	·NF O-RING 1/2	1	52001-	
32	51439-D0051	·NF O-RING 5/8	2	52001-	
33	51452-40740	·FLANGE PLATE	1	52001-	
34	51515-A0600	·EXPANSION VALVE 1.5F	1	52001-	
35	51532-41281	·THERMISTOR	1	52001-	
36	51700-A0370	·PAF ASS'Y	1	52001-	
37	51706-A0290	·PIPE EVA IN ASS'Y	1	52001-	



CC985S-2  
FIG.18-05-04

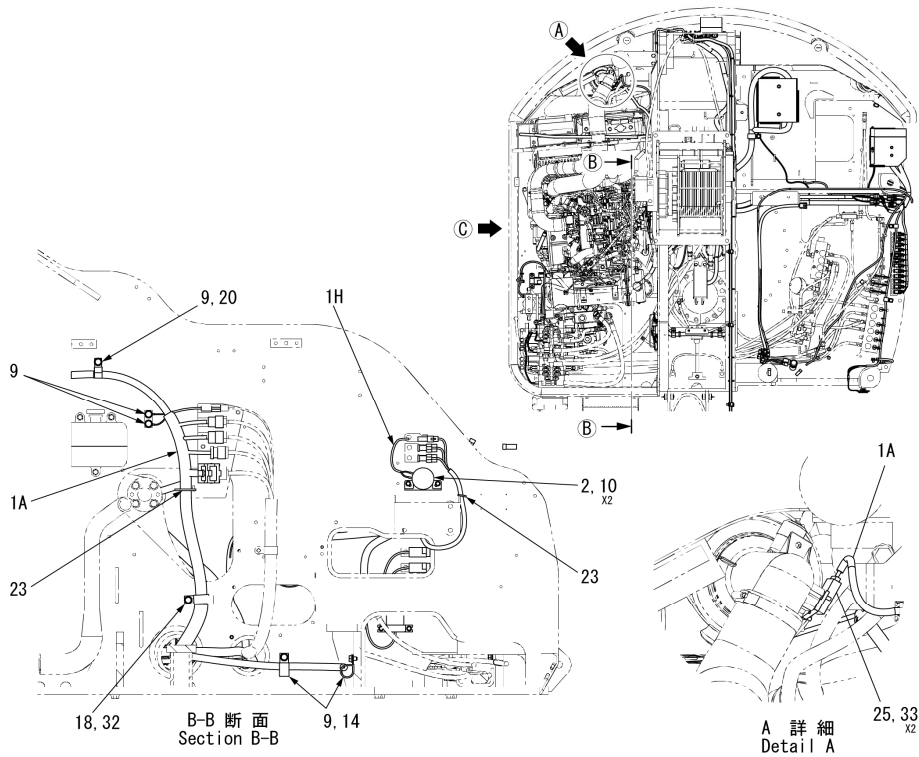
CC985S-2

AIR CONDITIONER (INNER PARTS) (2/2)



SAP07460

INDEX	PART NO.	DESCRIPTION	Q'TY	SERIAL NO.	REMARKS
-	S578M3255001	AIR CONDITIONER UNIT	1	52001-	
38	51706-A0300	PIPE EVA OUT ASS'Y	1	52001-	
39	51851-42580	BOLT (M5X40)	2	52001-	
40	51873-40341	THERMISTOR HOLDER	1	52001-	
41	BF00620DDA	BF6X20	1	52001-	
42	51100-12210	MODE UNIT ASS'Y (24V)	1	52001-	
43	51852-41080	BA4 X16 (T1)	19	52001-	
44	TN104300TA	N4 X 30 (T1)	6	52001-	
45	51159-42240	MODE BOX COVER	1	52001-	
46	51240-44180	COVER BRACKET	1	52001-	
47	51901-E1320	LABEL	1	52001-	

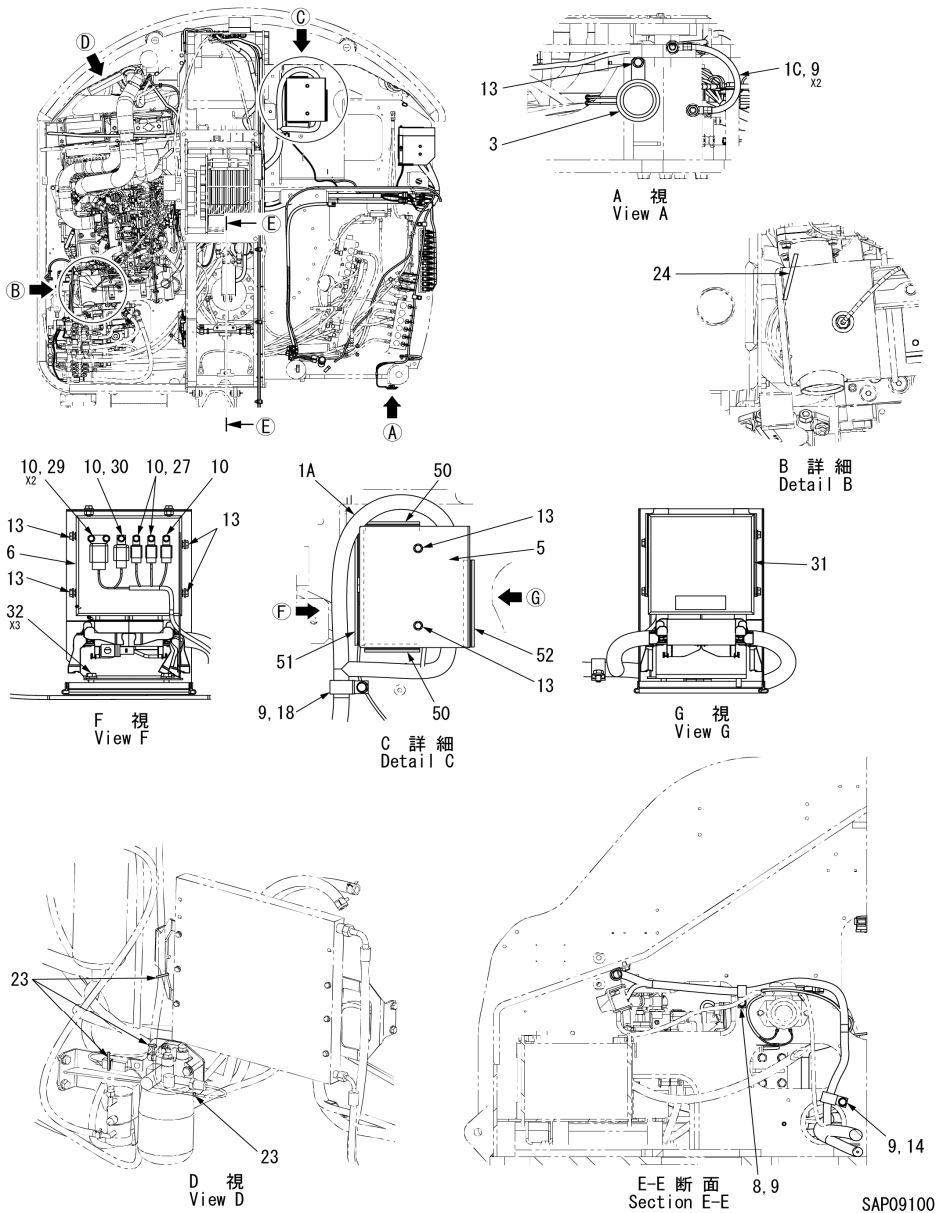


INDEX	PART NO.	DESCRIPTION	Q'TY	SERIAL NO.	REMARKS
-	559-1318800	WIRING HARNESS SET (SET OF 1A - 1T)	1	52001-	
1A	559-2264000	·ENGINE HARNESS	1	52001-	
1H	558-4705300	·TRAVELLING ALARM CONTROL CABLE	1	52001-	
2	S585L3461000	TRAVELLING ALARM	1	52001-	
9	01024-81016	SEMS BOLT (M10X16)	5	52001-	
10	01024-80616	SEMS BOLT (M6X16)	2	52001-	
14	28801-53211	CLIP	2	52001-	
18	28801-11660	CLIP	1	52001-	
20	28801-51910	CLIP	1	52001-	
21	28821-01041	CABLE TIE STAY	1	52001-	
22	21831M06006	SCREW (M6X6)	1	52001-	
23	28911-10150	CABLE TIE	AR	52001-	
25	S586A4310010	SENSOR MAF	1	52001-	
32	01024-81025	SEMS BOLT (M10X25)	1	52001-	
33	21874M04012	SEMS SCREW (M4X12)	2	52001-	

SAP09090

CC985S-2  
FIG.20-01-02

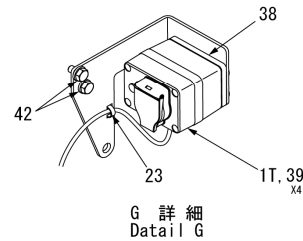
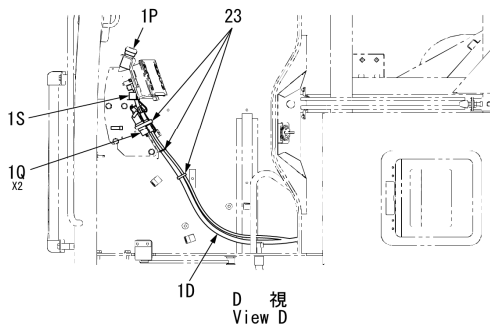
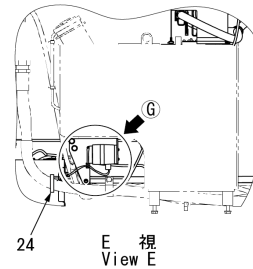
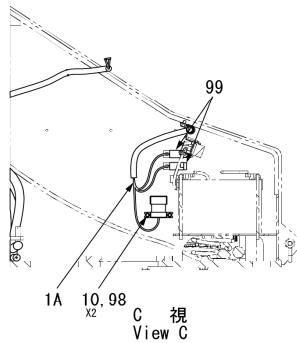
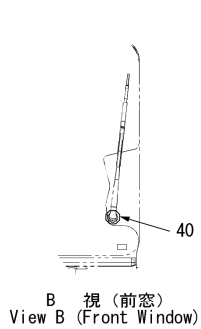
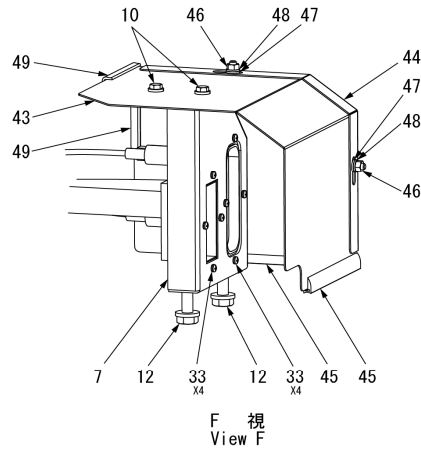
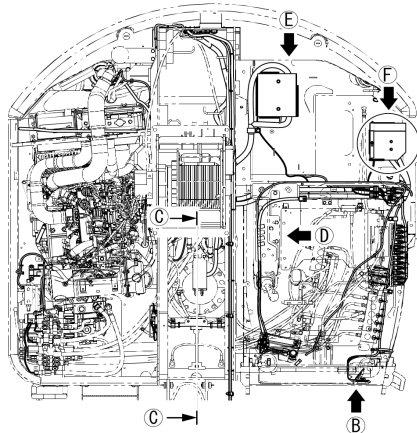
CC985S-2  
WIRING HARNESS ASS'Y (2/5)



INDEX	PART NO.	DESCRIPTION	Q'TY	SERIAL NO.	REMARKS
-	559-1318800	WIRING HARNESS SET (SET OF 1A - 1T)	1	52001-	
1A	559-2264000	ENGINE HARNESS	1	52001-	
1C	578-4677800	FLOOR FRAME GROUND CABLE	1	52001-	
3	S578M3253000	HORN	1	52001-	
5	586-3593000	ECM COVER	1	52001-	
6	586-3592900	ECM BRACKET	1	52001-	
8	28801-52310	CLIP	1	52001-	
9	01024-81016	SEMS BOLT (M10X16)	5	52001-	
10	01024-80616	SEMS BOLT (M6X16)	6	52001-	
13	01024-80816	SEMS BOLT (M8X16)	7	52001-	
14	28801-53211	CLIP	1	52001-	
18	28801-11660	CLIP	1	52001-	
23	28911-10150	CABLE TIE	AR	52001-	
24	28911-10200	CABLE TIE	AR	52001-	
27	S585A3462130	RELAY, MAIN STARTER CUT	2	52001-	
29	S585A3462150	RELAY, GLOW PLUG	1	52001-	
30	S585A3462160	RELAY, FUEL PUMP	1	52001-	
31	S586A4310030	CONTROL UNIT ENGINE (ECM)	1	52001-	
32	01024-81025	SEMS BOLT (M10X25)	3	52001-	
50	27824-01011	TRIM (L=110)	2	52001-	
51	27824-01024	TRIM (L=240)	1	52001-	
52	27824-01018	TRIM (L=180)	1	52001-	

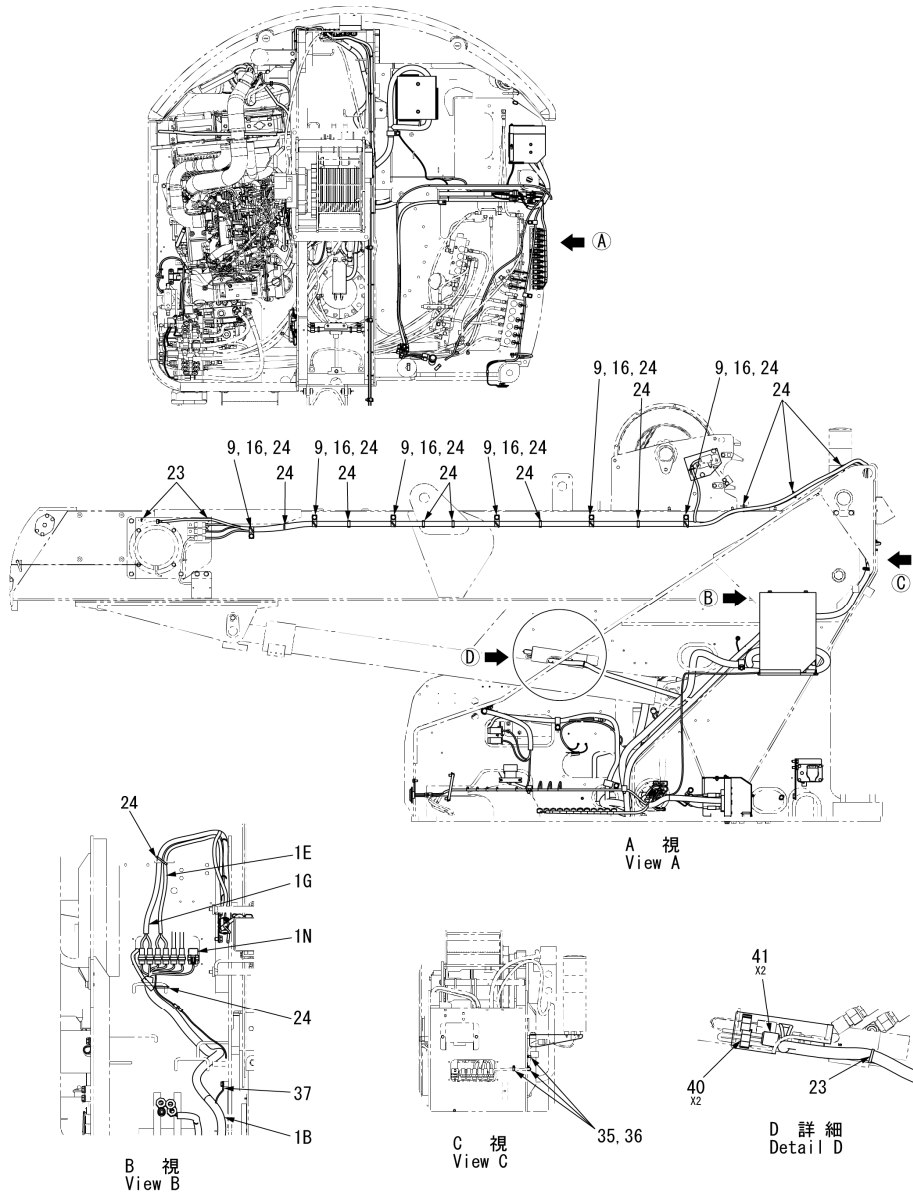
CC985S-2  
FIG.20-01-03

CC985S-2  
WIRING HARNESS ASS'Y (3/5)



SAP09110

INDEX	PART NO.	DESCRIPTION	Q'TY	SERIAL NO.	REMARKS
-	559-1318800	WIRING HARNESS SET (SET OF 1A - 1T)	1	52001-	
1A	559-2264000	·ENGINE HARNESS	1	52001-	
98	☆	·FUSE BOX	1	52001-	
-	559-2264037A	·FUSIBLE LINK 120A	1	52001-	
-	S671M2709040	·FUSIBLE LINK 60A	1	52001-	
-	559-2264037B	·FUSIBLE LINK 30A	1	52001-	
99	672-2278442	·FUSIBLE LINK 45A	2	52001-	
1D	586-3641100	·MONITOR STAND HARNESS	1	52001-	
1P	585-4767600	·EMERGENCY STOP SWITCH ASS'Y	1	52001-	
1Q	558-4724400	·RESISTANCE ASS'Y (120 ohms)	2	52001-	
1S	558-4723700	·MONITOR BLIND CONNECTOR	1	52001-	
1T	542-3575900	·OVERRIDE UNIT	1	52001-	
-	S556-M162304	·KEY	1	52001-	
7	585-3588000	WIRE HARNESS BRACKET B	1	52001-	
10	01024-80616	SEMS BOLT (M6X16)	4	52001-	
12	01024-81040	SEMS BOLT (M10X40)	2	52001-	
23	28911-10150	CABLE TIE	AR	52001-	
24	28911-10200	CABLE TIE	AR	52001-	
33	21874M04012	SEMS SCREW (M4X12)	8	52001-	
38	585-3582300	OVERRIDE UNIT BRACKET	1	52001-	
39	2183AM04016	SCREW (M4X16)	4	52001-	
40	S585N3634000	FERRITE CORE (OCTAGON-SHAPED)	1	52001-	
42	01024-81020	SEMS BOLT (M10X20)	2	52001-	
43	585-3588100	CONNECTOR COVER 1	1	52001-	
44	585-3588200	CONNECTOR COVER 2	1	52001-	
45	585-4779900	TRIM	2	52001-	
46	21211M06510	NUT (M6)	2	52001-	
47	21711M06002	SPRING WASHER (M6)	2	52001-	
48	21741M06006	PLAIN WASHER (M6)	2	52001-	
49	27810-37008	TRIM	2	52001-	



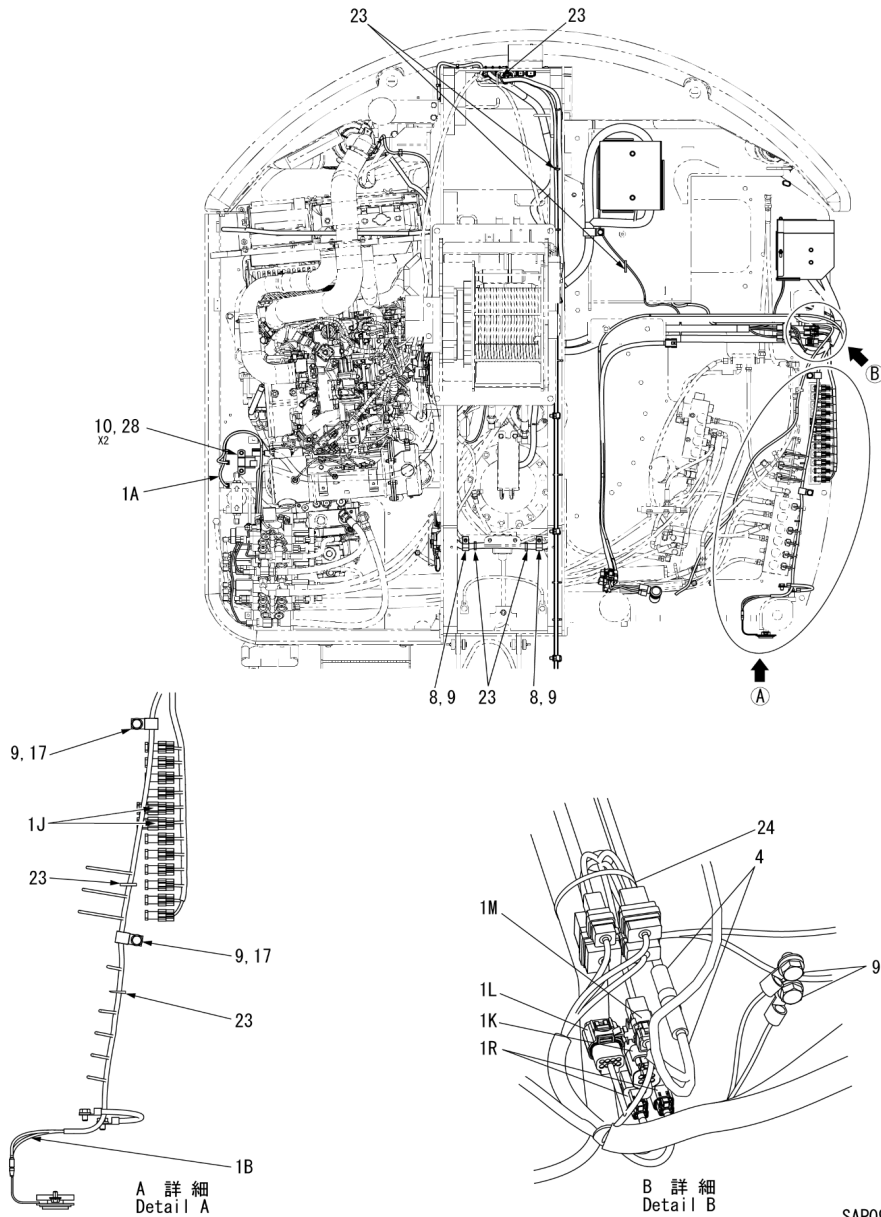
INDEX	PART NO.	DESCRIPTION	Q'TY	SERIAL NO.	REMARKS
-	559-1318800	WIRING HARNESS SET (SET OF 1A - 1T)	1	52001-	
1B	559-2267500	·REVOLVING FRAME HARNESS	1	52001-	
1E	558-4732800	·LENGTH SENSOR, ANGLE SENSOR RELAY HARNESS	1	52001-	
1G	578-4680000	·OVERWINDING, OVER UN-WINDING, WORKING LAMP RELAY HARNESS	1	52001-	
1N	585-4721500	·FLY JIB STOWAGE SHORT CIRCUIT CONNECTOR	1	52001-	
9	01024-81016	SEMS BOLT (M10X16)	6	52001-	
16	28801-52210	CLIP	6	52001-	
23	28911-10150	CABLE TIE	AR	52001-	
24	28911-10200	CABLE TIE	AR	52001-	
35	28811-03090	NYLON CLIP	3	52001-	
36	21874M04010	SCREW (M4X10)	3	52001-	
37	01024-80812	SEMS BOLT (M8X12)	1	52001-	
40	S585N3634000	FERRITE CORE (OCTAGON-SHAPED)	2	52001-	
41	S585N3635000	FERRITE CORE (COLUMNAR-SHAPED)	2	52001-	

SAP09950

CC985S-2  
FIG.20-01-05

CC985S-2  
WIRING HARNESS ASS'Y (5/5)

INDEX	PART NO.	DESCRIPTION	Q'TY	SERIAL NO.	REMARKS
-	559-1318800	WIRING HARNESS SET (SET OF 1A - 1T)	1	52001-	
1A	559-2264000	·ENGINE HARNESS	1	52001-	
1B	559-2267500	·REVOLVING FRAME HARNESS	1	52001-	
1J	558-4703800	·SOL BLIND CONNECTOR	2	52001-	
1K	558-4703900	·ROTARY BRUSH BLIND CONNECTOR 1	1	52001-	
1L	558-4704000	·ROTARY BRUSH BLIND CONNECTOR 2	1	52001-	
1M	558-4719600	·SIREN BLIND CONNECTOR	1	52001-	
1R	558-4724500	·RESISTANCE ASS'Y (3 K ohms)	2	52001-	
4	S585L3473000	CAMERA CABLE	2	52001-	
8	28801-52310	CLIP	2	52001-	
9	01024-81016	SEMS BOLT (M10X16)	6	52001-	
10	01024-80616	SEMS BOLT (M6X16)	2	52001-	
17	28801-51710	CLIP	2	52001-	
23	28911-10150	CABLE TIE	AR	52001-	
24	28911-10200	CABLE TIE	AR	52001-	
28	S586A4310020	RELAY, STARTER	1	52001-	

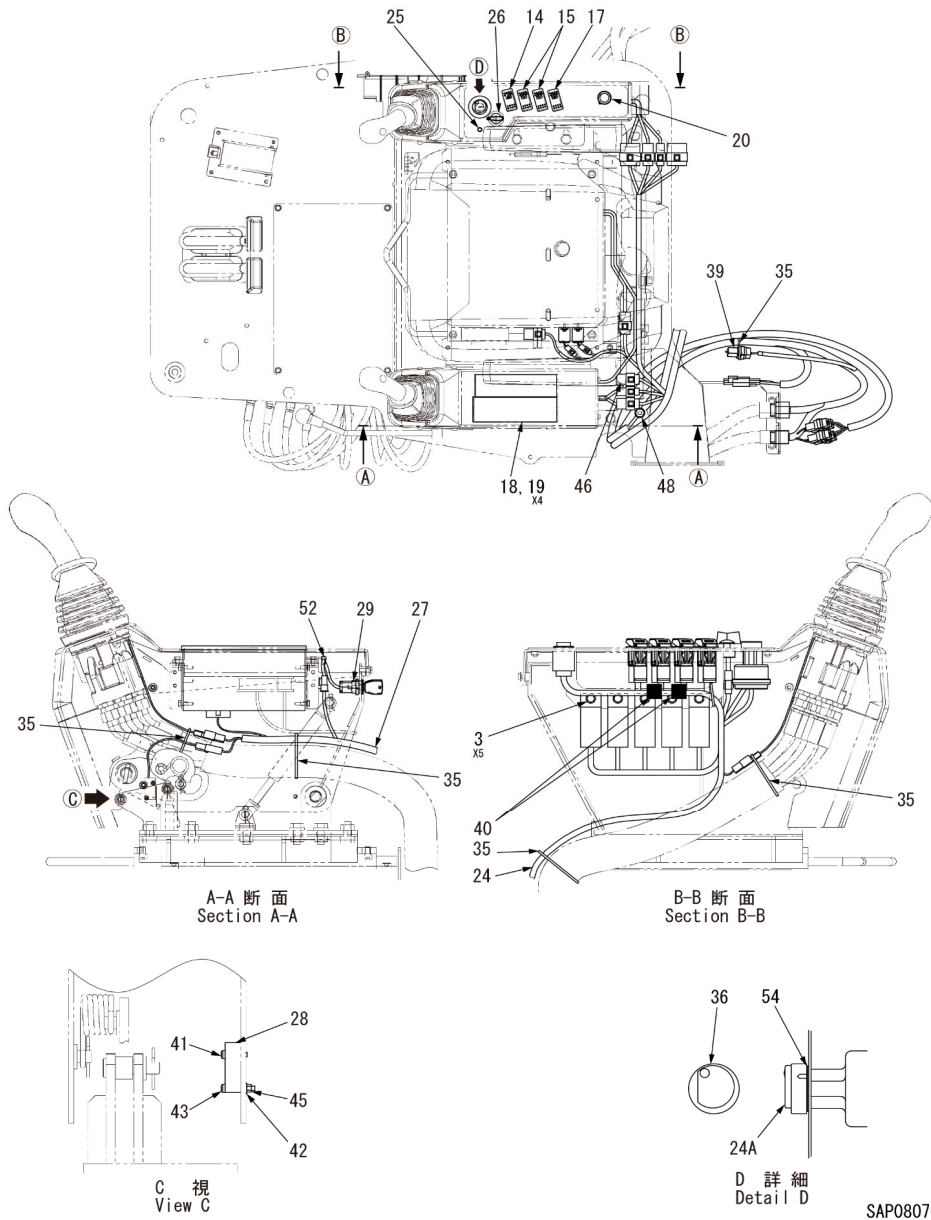


SAP09080

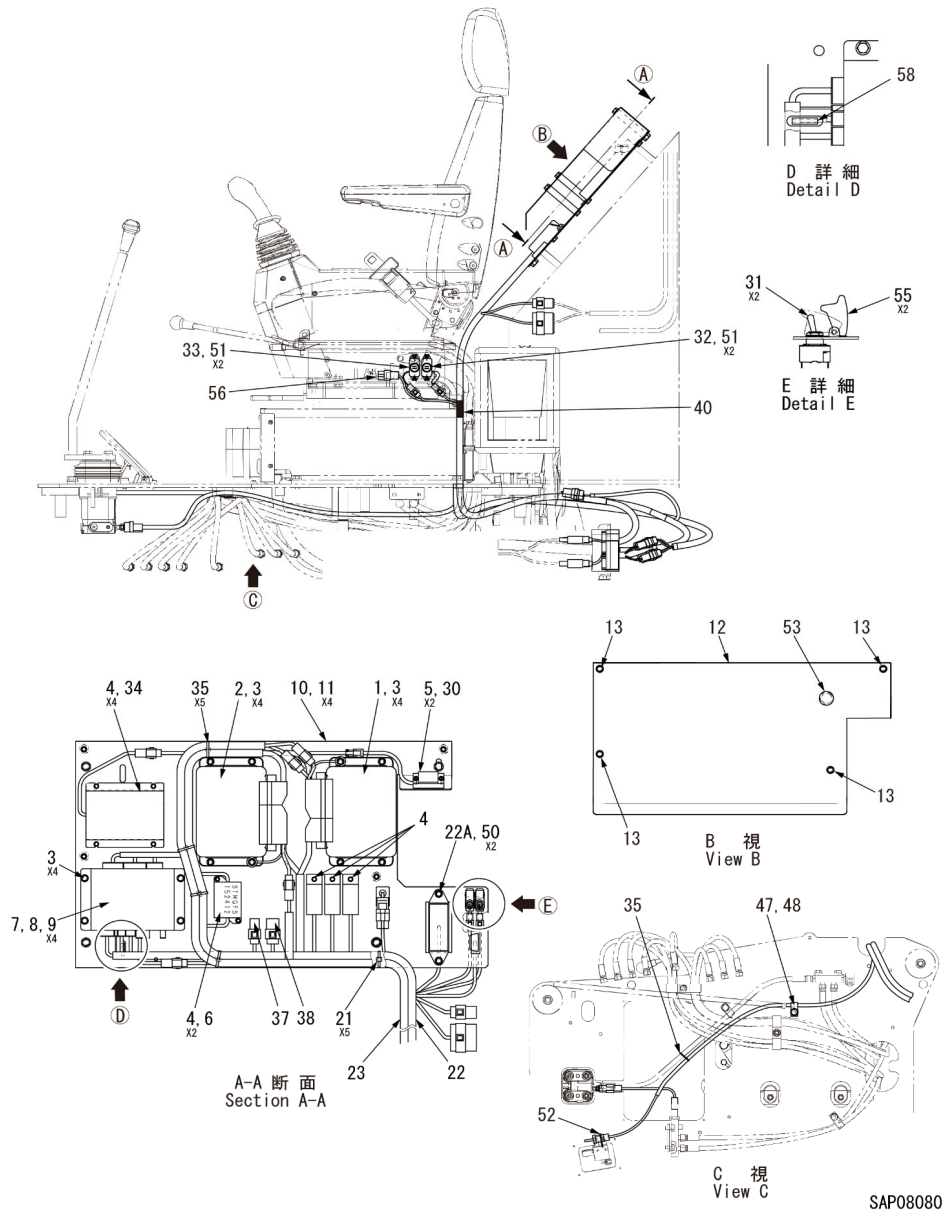
CC985S-2  
FIG.20-02-01

CC985S-2  
IN CABIN ELECTRICAL EQUIPMENT (1/2)

INDEX	PART NO.	DESCRIPTION	Q'TY	SERIAL NO.	REMARKS
3	01024-80612	SEMS BOLT (M6X12)	5	52001-	
14	S578M3452000	ROCKER SWITCH, LIGHT, BOOM WORKING LAMP	1	52001-	
15	S578M3453000	ROCKER SWITCH, WIPER, WASHER	2	52001-	
17	S578M3455000	ROCKER SWITCH, BUZZER STOP	1	52001-	
18	S585L3451000	RADIO	1	52001-	
19	21B12M05010	BOLT (M5X10)	4	52001-	
20	S578M3252000	ACCESSORY SOCKET	1	52001-	
24	585-3527700	RIGHT CONSOLE HARNESS	1	52001-	
24A	S578M3249000	·STARTER SWITCH	1	52001-	
-	261602-0000	·STARTER KEY	1	52001-	
25	578-4678200	GLOW LAMP ASS'Y	1	52001-	
26	578-4678100	ACCELERATOR DIAL ASS'Y	1	52001-	
27	578-3522200	LEFT CONSOLE HARNESS	1	52001-	
28	578-4678300	PPC HYDRAULIC LOCK SWITCH ASS'Y	1	52001-	
29	578-4678400	MAINTENANCE SWITCH ASS'Y	1	52001-	
-	S556-M162304	·KEY	1	52001-	
35	28911-10200	CABLE TIE	5	52001-	
36	S578N3250000	RING NUT FOR STARTER SWITCH	1	52001-	
39	585-4724000	OVERRIDE SWITCH SHORT CIRCUIT CONNECTOR	1	52001-	
40	558-4724300	DIODE ASS'Y	2	52001-	
41	21831MA3015	SCREW (COARSE) (M3X15)	1	52001-	
42	21741M03006	PLAIN WASHER (M3)	1	52001-	
43	21831MA3020	SCREW (COARSE) (M3X20)	1	52001-	
45	21211M03210	NUT (M3)	1	52001-	
46	558-4719700	CONNECTOR	1	52001-	
48	01024-81020	SEMS BOLT (M10X20)	1	52001-	
52	28911-10150	CABLE TIE	1	52001-	
54	585-4746000	SHIM (t0.3)	AR	52001-	



INDEX	PART NO.	DESCRIPTION	Q'TY	SERIAL NO.	REMARKS
1	S585L3604007	CONTROL UNIT HY-TTC60	1	52001-	
2	S585L3605000	CONTROL UNIT HY-TTC36X	1	52001-	
3	01024-80612	SEMS BOLT (M6X12)	12	52001-	
4	21A12M04010	BOLT (M4X10)	9	52001-	
5	21831M04020	SCREW (M4X20)	2	52001-	
6	S578L3230000	DC/DC CONVERTER	1	52001-	
7	585-4716500	CC-10 RELAY SUBSTRATE	1	52001-	
8	558-4704600	RELAY SUBSTRATE COVER	1	52001-	
9	2183AM03005	SCREW (M3X5)	4	52001-	
10	586-2272900	ELECTRICAL EQUIPMENT MOUNTING BRACKET	1	52001-	
11	01024-80816	SEMS BOLT (M8X16)	4	52001-	
12	558-3537300	ELECTRICAL EQUIPMENT COVER	1	52001-	
13	21B12D08100	BOLT (M8X100)	4	52001-	
21	28842-70000	PUSH MOUNT	5	52001-	
22	586-2274800	FLOOR HARNESS	1	52001-	
22A	☆	·FUZE BOX	1	52001-	
-	28320-11105	·FUZE 5A	7	52001-	
-	28320-11110	·FUZE 10A	9	52001-	
-	28320-11115	·FUZE 15A	1	52001-	
-	28320-11120	·FUZE 20A	2	52001-	
-	28320-11130	·FUZE 30A	1	52001-	
23	585-3529800	ANALOG SIGNAL RELAY HARNESS	1	52001-	
30	200-4660600	INCLINATION SENSOR ASS'Y	1	52001-	
31	578-4679100	EMERGENCY OPERATION SWITCH ASS'Y	2	52001-	
32	558-4849900	WARNING BUZZER (CONTINUING SOUND)	1	52001-	
33	558-4850000	WARNING BUZZER (INTERMITTENT SOUND)	1	52001-	
34	585-3556000	RESISTANCE BOX	1	52001-	
35	28911-10200	CABLE TIE	6	52001-	
37	558-4724100	BLIND CONNECTOR 1 FOR SERVICE	1	52001-	
38	558-4724200	BLIND CONNECTOR 2 FOR SERVICE	1	52001-	
40	558-4724300	DIODE ASS'Y	1	52001-	
47	28801-51910	CLIP	1	52001-	
48	01024-81020	SEMS BOLT (M10X20)	1	52001-	
50	01024-80616	SEMS BOLT (M6X16)	2	52001-	
51	2183AM04012	SCREW (M4X12)	4	52001-	
52	28911-10150	CABLE TIE	1	52001-	
53	28711-330B0	GROMMET	1	52001-	
55	585-4739400	SWITCH GUARD	2	52001-	
56	585-4740400	BLIND CONNECTOR	1	52001-	
58	27810-37025	TRIM	1	52001-	

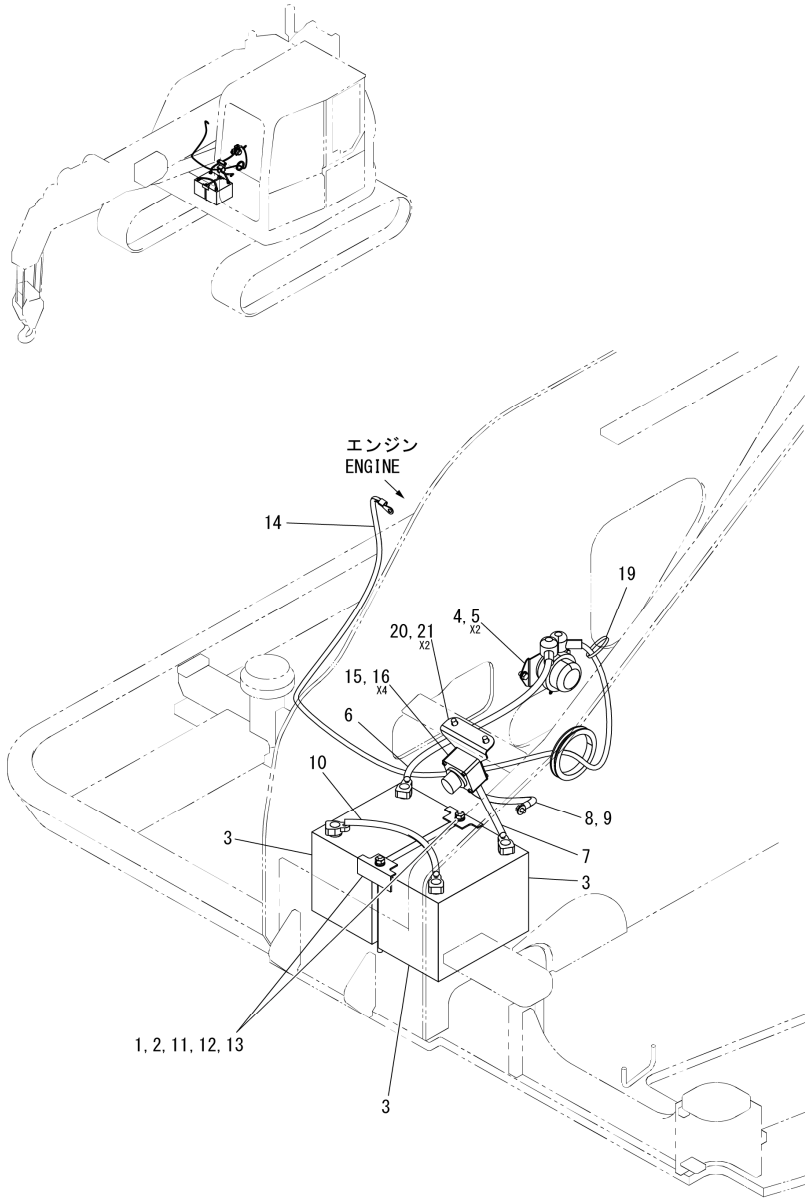


SAP08080



CC985S-2  
FIG.21-01-01

CC985S-2  
BATTERY ASS'Y



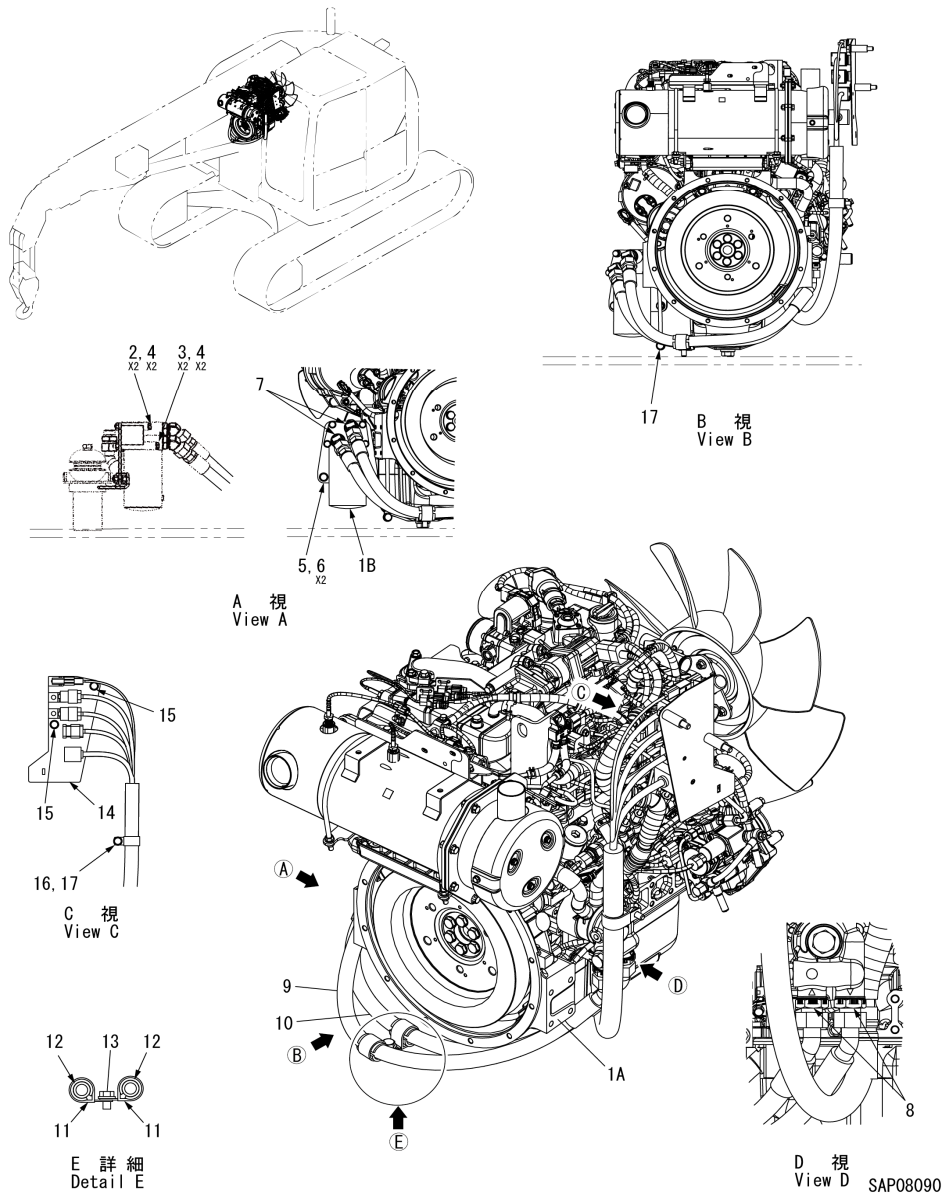
INDEX	PART NO.	DESCRIPTION	Q'TY	SERIAL NO.	REMARKS
1	557-4619800	BATTERY FIXING BRACKET	2	52001-	
2	551-40356	MOUNTING BOLT	2	52001-	
3	S520M3981000	BATTERY	2	52001-	
4	558-4709400	BATTERY RELAY ASS'Y	1	52001-	
5	01024-80825	SEMS BOLT (M8X25)	2	52001-	
6	585-4687100	BAT (+) CABLE	1	52001-	
7	558-4706900	BAT (-) CABLE 1	1	52001-	
8	558-4707000	BAT (-) CABLE 2	1	52001-	
9	01024-80812	SEMS BOLT (M8X12)	1	52001-	
10	578-4677100	BAT INTERMEDIATE CABLE	1	52001-	
11	21211M10510	NUT (M10)	2	52001-	
12	21741M10006	PLAIN WASHER (M10)	2	52001-	
13	21711M10002	SPRING WASHER (M10)	2	52001-	
14	558-4677000	STARTER CABLE	1	52001-	
15	S585L3358000	DISCONNECT SWITCH	1	52001-	
16	21075M05040	BOLT (M5X40)	4	52001-	
19	28911-10200	CABLE TIE	1	52001-	
20	558-4692500	DISCONNECT SWITCH BRACKET	1	52001-	
21	01024-81016	SEMS BOLT (M10X16)	2	52001-	

SAP08780

CC985S-2  
FIG.22-01-01

CC985S-2  
ENGINE ASS'Y

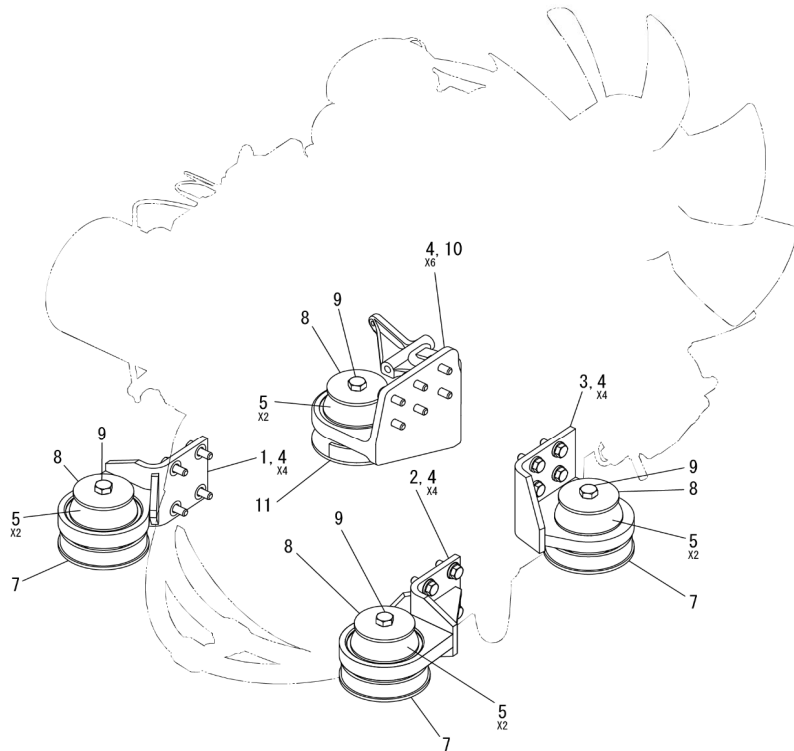
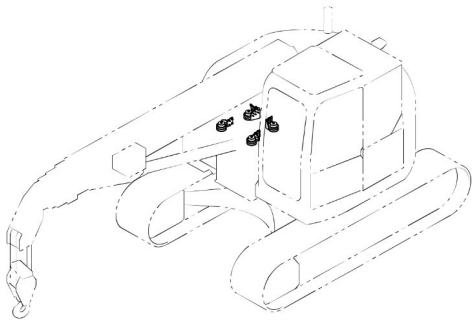
INDEX	PART NO.	DESCRIPTION	Q'TY	SERIAL NO.	REMARKS
1A	S586A4311000	ENGINE	1	52001-	
1B	898075-6761	OIL FILTER ELEMENT	1	52001-	
2	21017M08085	BOLT (M8X85)	2	52001-	
3	21017M08110	BOLT (M8X110)	2	52001-	
4	21741M08006	PLAIN WASHER (M8)	4	52001-	
5	585-4740000	OIL FILTER BRACKET	1	52001-	
6	01024-81025	SEMS BOLT (M10X25)	2	52001-	
7	22611-11270	MALE 45° ELBOW WITH PLATE	2	52001-	
8	22611-11070	MALE CONNECTOR	2	52001-	
9	585-4712500	OIL HOSE A (L=840)	1	52001-	
10	585-4712600	OIL HOSE B (L=810)	1	52001-	
11	28801-53412	CLAMP	2	52001-	
12	585-4729300	CUSHION	2	52001-	
13	01024-81225	SEMS BOLT (M12X25)	1	52001-	
14	586-4784200	CONNECTOR BRACKET	1	52001-	
15	01024-81060	SEMS BOLT (M10X60)	2	52001-	
16	2880F-03411	CLIP	1	52001-	
17	01024-81020	SEMS BOLT (M10X20)	2	52001-	



CC985S-2  
FIG.23-01-01

CC985S-2  
ENGINE MOUNTING ASS'Y

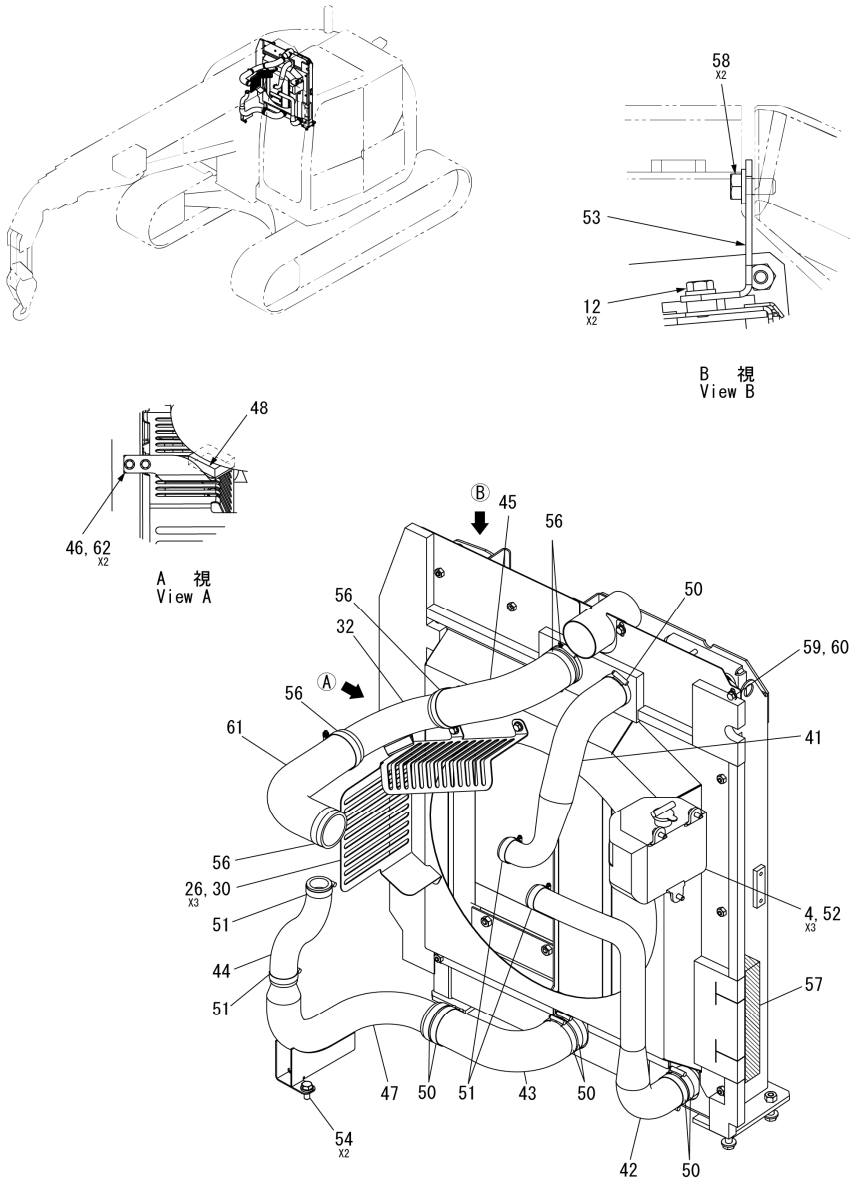
INDEX	PART NO.	DESCRIPTION	Q'TY	SERIAL NO.	REMARKS
1	578-3513400	ENGINE FOOT (FR)	1	52001-	
2	586-3614200	ENGINE FOOT (FL)	1	52001-	
3	578-3513300	ENGINE FOOT (REAR)	1	52001-	
4	01024-81030	SEMS BOLT (M10X30)	18	52001-	
5	S585E3468000	ENGINE MOUNT	8	52001-	
7	578-4663000	MOUNT STOPPER	3	52001-	
8	578-4665400	PLATE	4	52001-	
9	21017M14110	BOLT (M14X110)	4	52001-	
10	585-2244500	ENGINE FOOT	1	52001-	
11	585-4760100	MOUNT STOPPER	1	52001-	



SAP08100

CC985S-2  
FIG.24-01-01

CC985S-2  
COOLER ASS'Y (1/3)

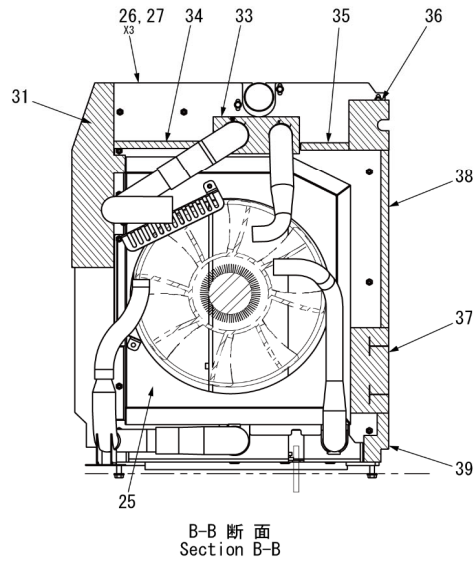
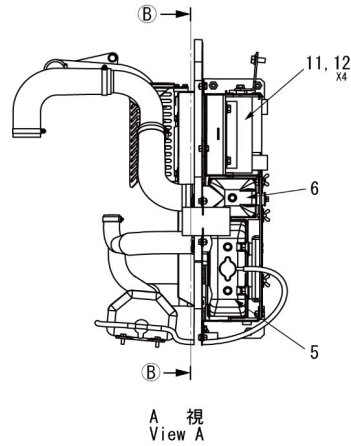
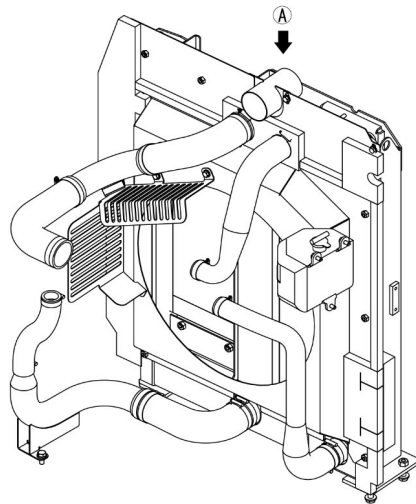


SAP08110

INDEX	PART NO.	DESCRIPTION	Q'TY	SERIAL NO.	REMARKS
4	01024-80820	SEMS BOLT (M8X20)	3	52001-	
11	S585J3368000	OIL COOLER	1	52001-	
12	01024-81020	SEMS BOLT (M10X20)	2	52001-	
25	586-2260200	SHROUD	1	52001-	
26	01024-80816	SEMS BOLT (M8X16)	3	52001-	
30	586-3616000	FAN GUARD	1	52001-	
32	586-3597400	INTERCOOLER JUNCTION PIPE	1	52001-	
41	558-4704200	RADIATOR INLET	1	52001-	
42	558-4704100	RADIATOR OUTLET	1	52001-	
43	586-4785000	INTERCOOLER INLET DUCT A	1	52001-	
44	586-4787900	INTERCOOLER INLET DUCT B	1	52001-	
45	586-3593600	INTERCOOLER OUTLET DUCT	1	52001-	
46	586-4848400	BRACKET	1	52001-	
47	586-3638200	INTERCOOLER JUNCTION PIPE	1	52001-	
48	586-4787500	RUBBER SPONGE	1	52001-	
50	22972S08000	HOSE BAND (HIGH GRIP)	7	52001-	
51	22972S05000	HOSE BAND (HIGH GRIP)	4	52001-	
52	S585A3462310	RESERVE TANK	1	52001-	
53	578-4662000	WORKREST BRACKET	1	52001-	
54	01024-81025	SEMS BOLT (M10X25)	2	52001-	
56	22973-30000	BREEZE BAND	5	52001-	
57	585-4731900	PARTITION SPONGE U	1	52001-	
58	01024-81225	SEMS BOLT (M12X25)	2	52001-	
59	21211M08510	NUT (M8)	1	52001-	
60	21741M08006	PLAIN WASHER (M8)	1	52001-	
61	586-3639800	INTERCOOLER OUTLET DUCT 2	1	52001-	
62	01024-80612	SEMS BOLT (M6X12)	2	52001-	

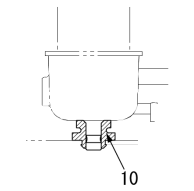
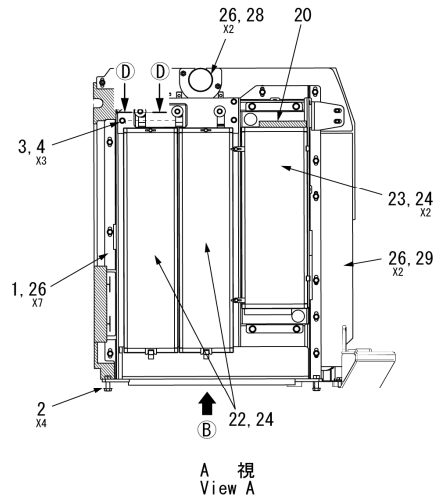
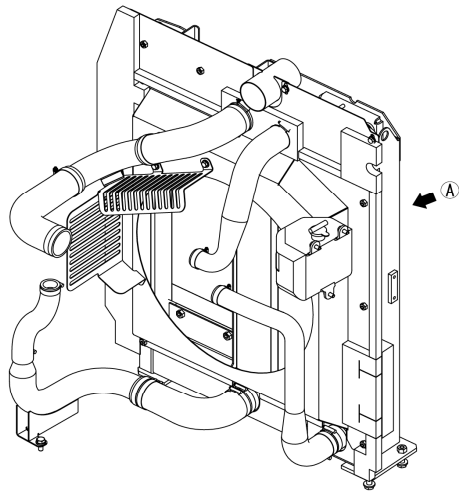
CC985S-2  
FIG.24-01-02

CC985S-2  
COOLER ASS'Y (2/3)

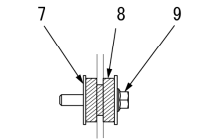


SAP08120

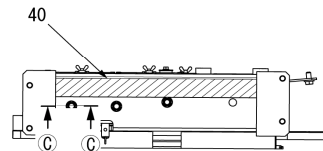
INDEX	PART NO.	DESCRIPTION	Q'TY	SERIAL NO.	REMARKS
5	S585A3462250	RADIATOR	1	52001-	
6	S585A3462260	INTERCOOLER	1	52001-	
11	S585J3368000	OIL COOLER	1	52001-	
12	01024-81020	SEMS BOLT (M10X20)	4	52001-	
25	586-2260200	SHROUD	1	52001-	
26	01024-80816	SEMS BOLT (M8X16)	3	52001-	
27	585-3527900	PARTITION PLATE A	1	52001-	
31	585-4731600	PARTITION SPONGE T	1	52001-	
33	578-4670200	PARTITION SPONGE L	1	52001-	
34	585-4696900	PARTITION SPONGE M	1	52001-	
35	585-4697000	PARTITION SPONGE N	1	52001-	
36	585-4696800	PARTITION SPONGE O	1	52001-	
37	578-4670500	PARTITION SPONGE P	1	52001-	
38	585-4697200	PARTITION SPONGE Q	1	52001-	
39	585-4697100	PARTITION SPONGE R	1	52001-	



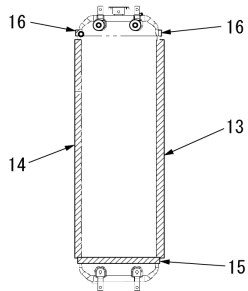
C-C 断面 (3箇所)  
Section C-C (3places)



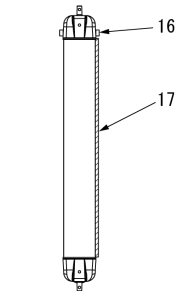
D-D 断面 (3箇所)  
Section D-D (3places)



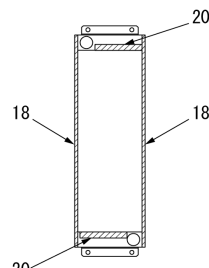
B 視  
View B



ラジエーター  
Radiator



インタークーラー  
Intercooler

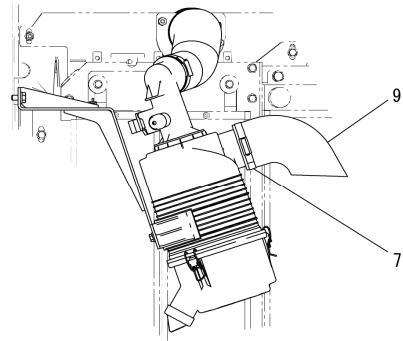
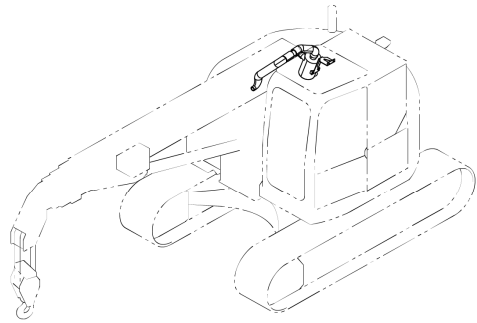


オイルクーラー  
Oil cooler

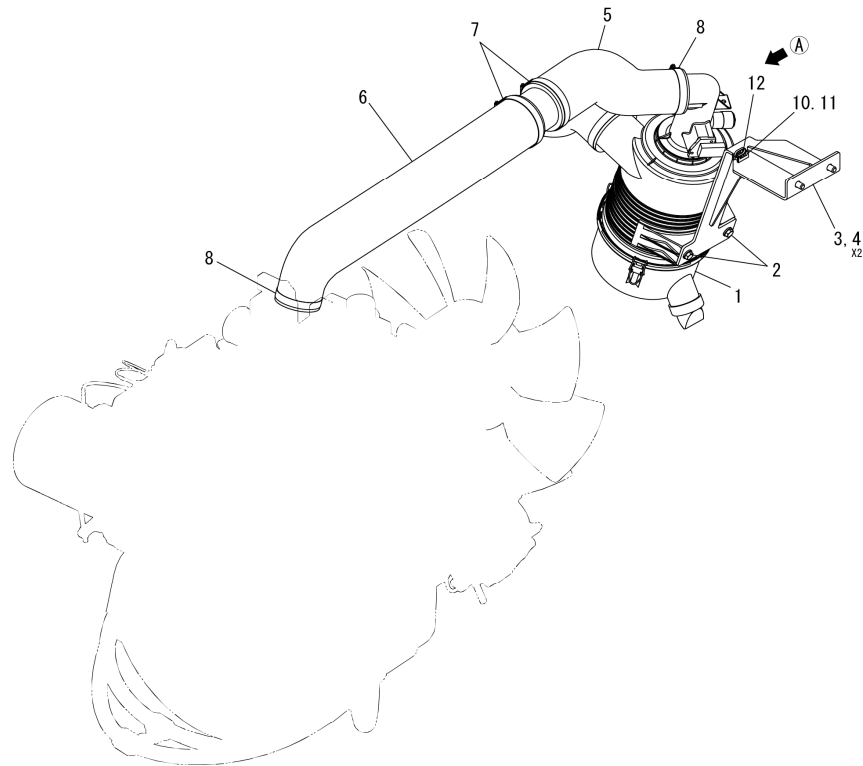
SAP08130

INDEX	PART NO.	DESCRIPTION	Q'TY	SERIAL NO.	REMARKS
1	586-1312400	COOLER FRAME A	1	52001-	
2	01024-81245	SEMS BOLT (M12X45)	4	52001-	
3	585-3527800	COOLER FRAME B	1	52001-	
4	01024-80820	SEMS BOLT (M8X20)	3	52001-	
7	S585A3462270	COLLAR	3	52001-	
8	S585A3462280	RUBBER	3	52001-	
9	S585A3462290	BOLT (WITH WASHER)	3	52001-	
10	S585A3462300	RUBBER	3	52001-	
13	578-4669000	COOLER SPONGE A	1	52001-	
14	578-4669100	COOLER SPONGE B	1	52001-	
15	578-4668900	COOLER SPONGE C	1	52001-	
16	578-4669300	COOLER SPONGE D	3	52001-	
17	578-4669200	COOLER SPONGE E	1	52001-	
18	578-4669700	COOLER SPONGE F	2	52001-	
20	578-4669900	COOLER SPONGE H	2	52001-	
22	585-3550200	MESH A	2	52001-	
23	585-3528000	MESH B	1	52001-	
24	21171M06015	WING BOLT (M6X15)	4	52001-	
26	01024-80816	SEMS BOLT (M8X16)	11	52001-	
28	586-4784500	AIR INDUCT	1	52001-	
29	578-3511200	PARTITION PLATE B	1	52001-	
40	585-4712400	PARTITION SPONGE S	1	52001-	

CC985S-2  
FIG.24-02-01



A 視  
View A

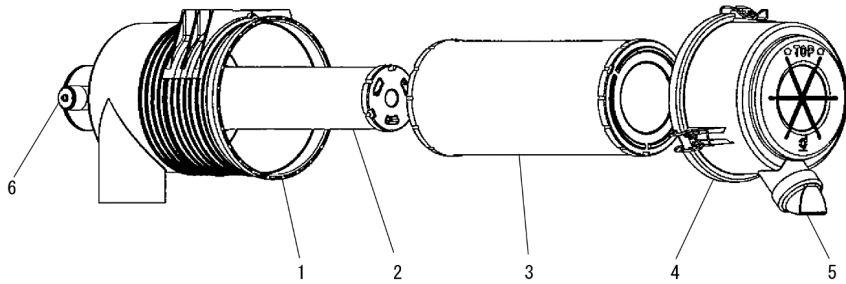


SAP08140

CC985S-2  
AIR CLEANER ASS'Y

INDEX	PART NO.	DESCRIPTION	Q'TY	SERIAL NO.	REMARKS
1	FPG07-8448	AIR CLEANER	1	52001-	
2	01024-80820	SEMS BOLT (M8X20)	2	52001-	
3	586-3593100	AIR CLEANER BRACKET	1	52001-	
4	01024-81020	SEMS BOLT (M10X20)	2	52001-	
5	586-4784300	AIR CLEANER OUTLET DUCT A	1	52001-	
6	586-3593200	AIR CLEANER OUTLET DUCT B	1	52001-	
7	22972S10000	HOSE BAND (HIGH GRIP)	3	52001-	
8	22972S08000	HOSE BAND (HIGH GRIP)	2	52001-	
9	585-4725800	AIR CLEANER INLET DUCT	1	52001-	
10	28821-01041	CABLE TIE FIXED BASE	1	52001-	
11	21831M06006	SCREW (M6X6)	1	52001-	
12	28911-10150	CABLE TIE	1	52001-	

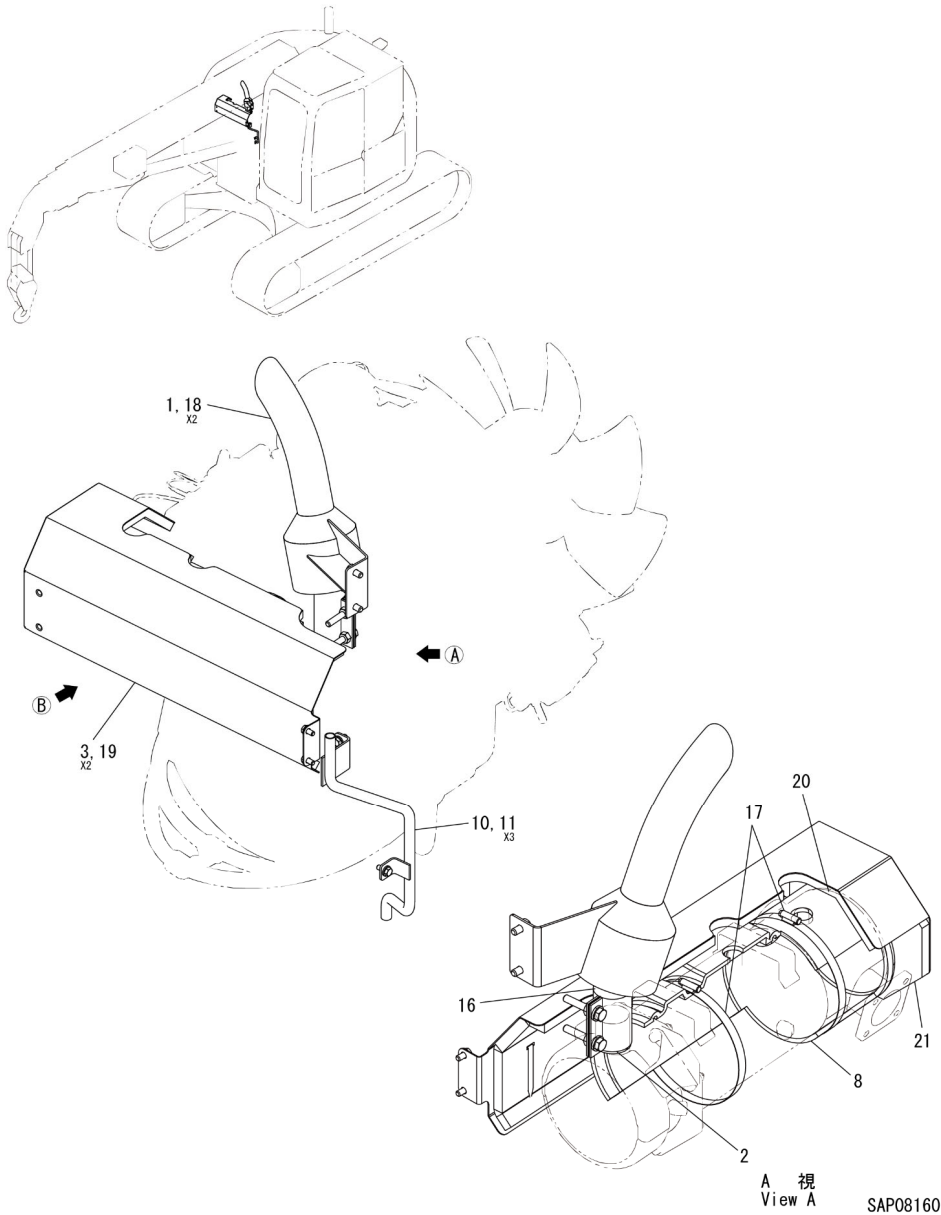
INDEX	PART NO.	DESCRIPTION	Q'TY	SERIAL NO.	REMARKS
-	FPG07-8448	AIR CLEANER	1	52001-	
1	P847817	BODY ASS'Y	1	52001-	
2	P829332	ELEMENT, INNER	1	52001-	
3	P827653	ELEMENT, OUTER	1	52001-	
4	P834708	COVER ASS'Y	1	52001-	
5	P826060	EVACUATOR VALVE	1	52001-	
6	R8X002252	INDICATOR	1	52001-	



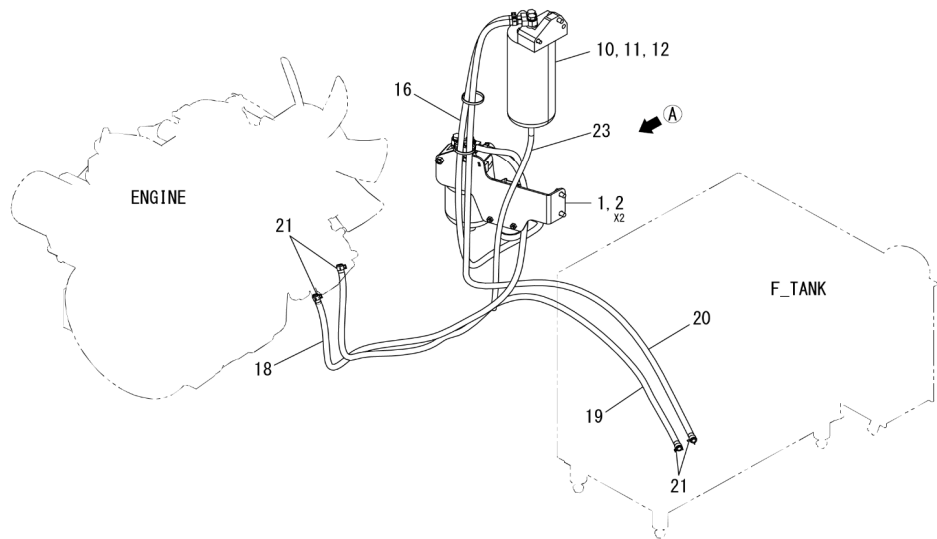
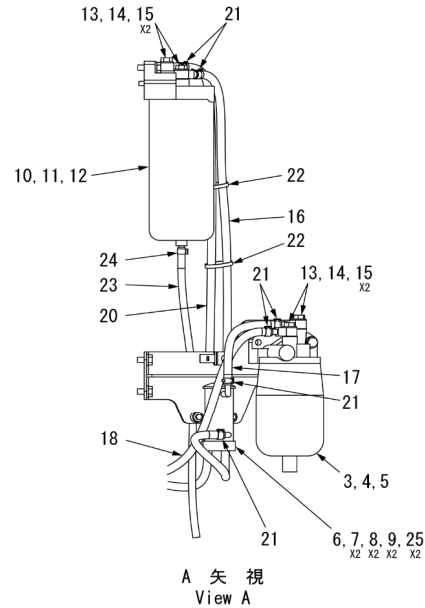
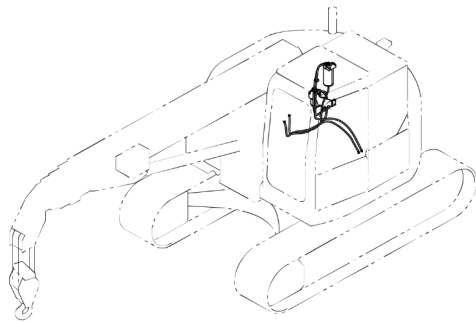
SAP08150



INDEX	PART NO.	DESCRIPTION	Q'TY	SERIAL NO.	REMARKS
1	586-3641000	TAIL PIPE	1	52001-	
2	S586A4310050	CLANP	1	52001-	
3	01024-80816	SEMS BOLT (M8X16)	2	52001-	
8	586-3593500	INSULATION SHEET	1	52001-	
10	586-3613600	WATER DRAIN PIPE	1	52001-	
11	01024-80820	SEMS BOLT (M8X20)	3	52001-	
16	586-4784600	TAIL PIPE	1	52001-	
17	S586W4324000	BAND	2	52001-	
18	01024-81020	SEMS BOLT (M10X20)	2	52001-	
19	586-2259200	THERMAL GUARD	1	52001-	
20	586-4807600	INSULATION SHEET	1	52001-	
21	586-4807700	INSULATION SHEET	1	52001-	



CC985S-2  
FIG.25-01-01



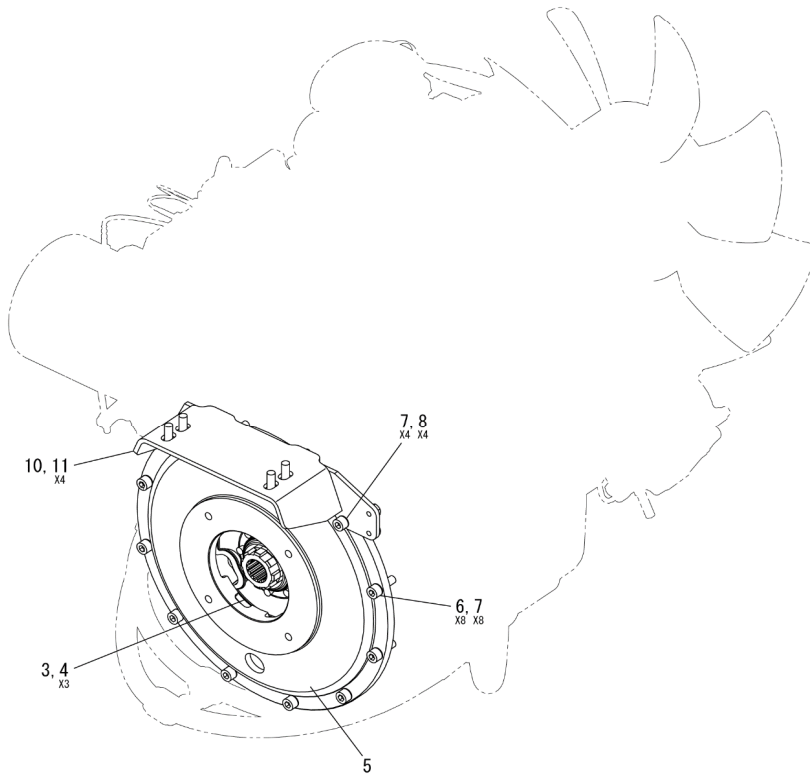
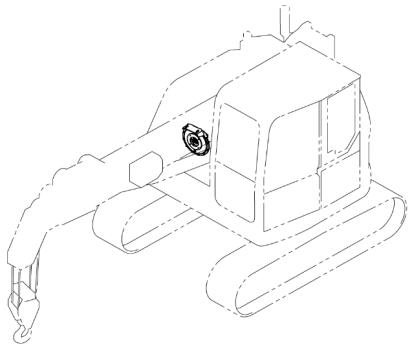
SAP07490

CC985S-2  
FUEL PIPING ASS'Y

INDEX	PART NO.	DESCRIPTION	Q'TY	SERIAL NO.	REMARKS
1	578-3512900	FUEL FILTER BRACKET	1	52001-	
2	01024-81020	SEMS BOLT (M10X20)	2	52001-	
3	S585A3462030	FUEL FILTER ASS'Y	1	52001-	
-	898152-7382	FUEL FILTER ELEMENT	1	52001-	
4	01024-81035	SEMS BOLT (M10X35)	1	52001-	
5	01024-81070	SEMS BOLT (M10X70)	1	52001-	
6	S585A3462040	FUEL PUMP ASS'Y	1	52001-	
-	898071-4010	FUEL PUMP FILTER	1	52001-	
7	21012M06030	BOLT (M6X30)	2	52001-	
8	21741M06009	PLAIN WASHER (M6)	2	52001-	
9	21711M06002	SPRING WASHER (M6)	2	52001-	
10	S585A3462050	FUEL PRE-FILTER ASS'Y	1	52001-	
-	898074-2882	FUEL PRE-FILTER ELEMENT	1	52001-	
11	01024-81070	SEMS BOLT (M10X70)	1	52001-	
12	01024-81035	SEMS BOLT (M10X35)	1	52001-	
13	S585A3462060	PIPE	4	52001-	
14	S585A3462070	BOLT	4	52001-	
15	S585A3462080	PACKING	8	52001-	
16	578-3511400	HOSE A (L=1000)	1	52001-	
17	578-4668000	HOSE B (L=220)	1	52001-	
18	578-3511600	HOSE C (L=1400)	1	52001-	
19	585-3524000	HOSE D (L=1760)	1	52001-	
20	585-3544700	HOSE E (L=1850)	1	52001-	
21	22973-00800	CRESCENT CLAMP	10	52001-	
22	28911-10200	CABLE TIE	2	52001-	
23	585-4732200	TUBE (L=550)	1	52001-	
24	22973-00600	CRESCENT CLAMP	1	52001-	
25	21741M0600A	PLAIN WASHER (M6)	2	52001-	

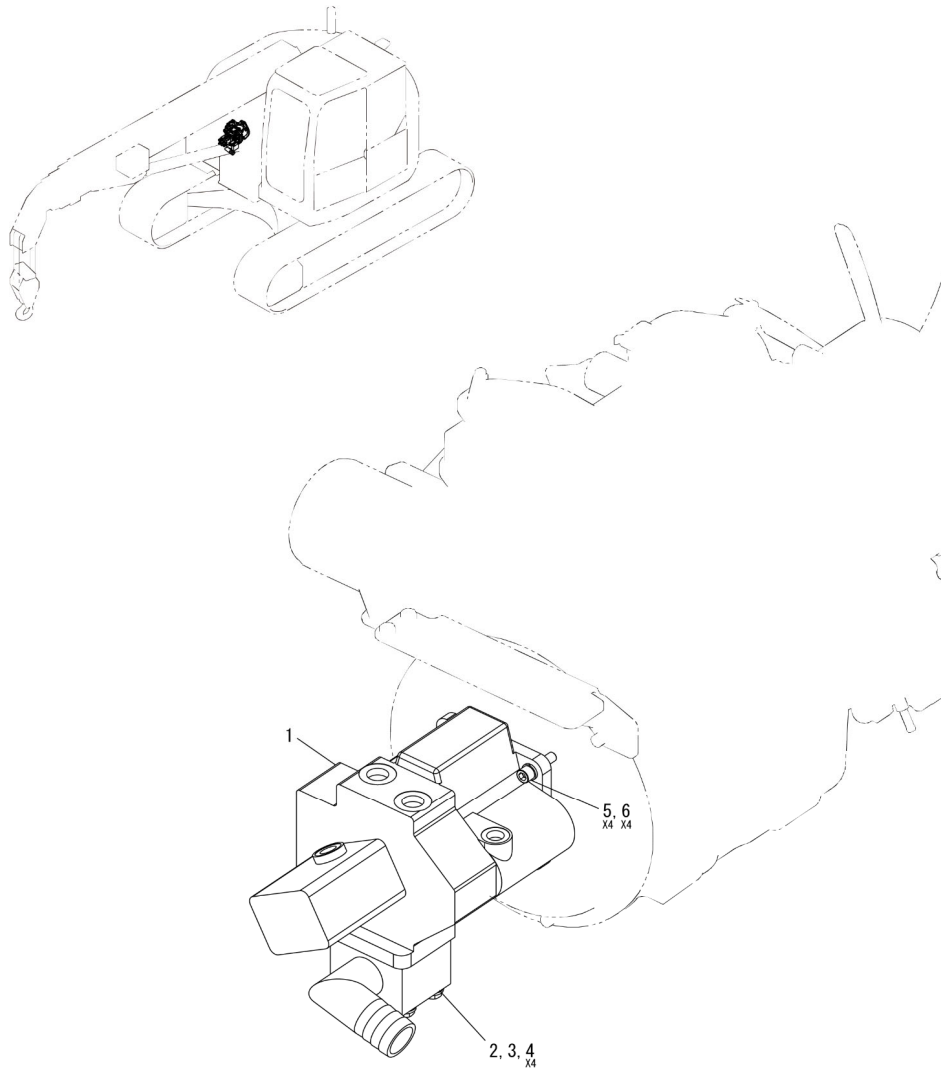
CC985S-2  
FIG.26-01-01

CC985S-2  
POWER TAKE OFF ASS'Y



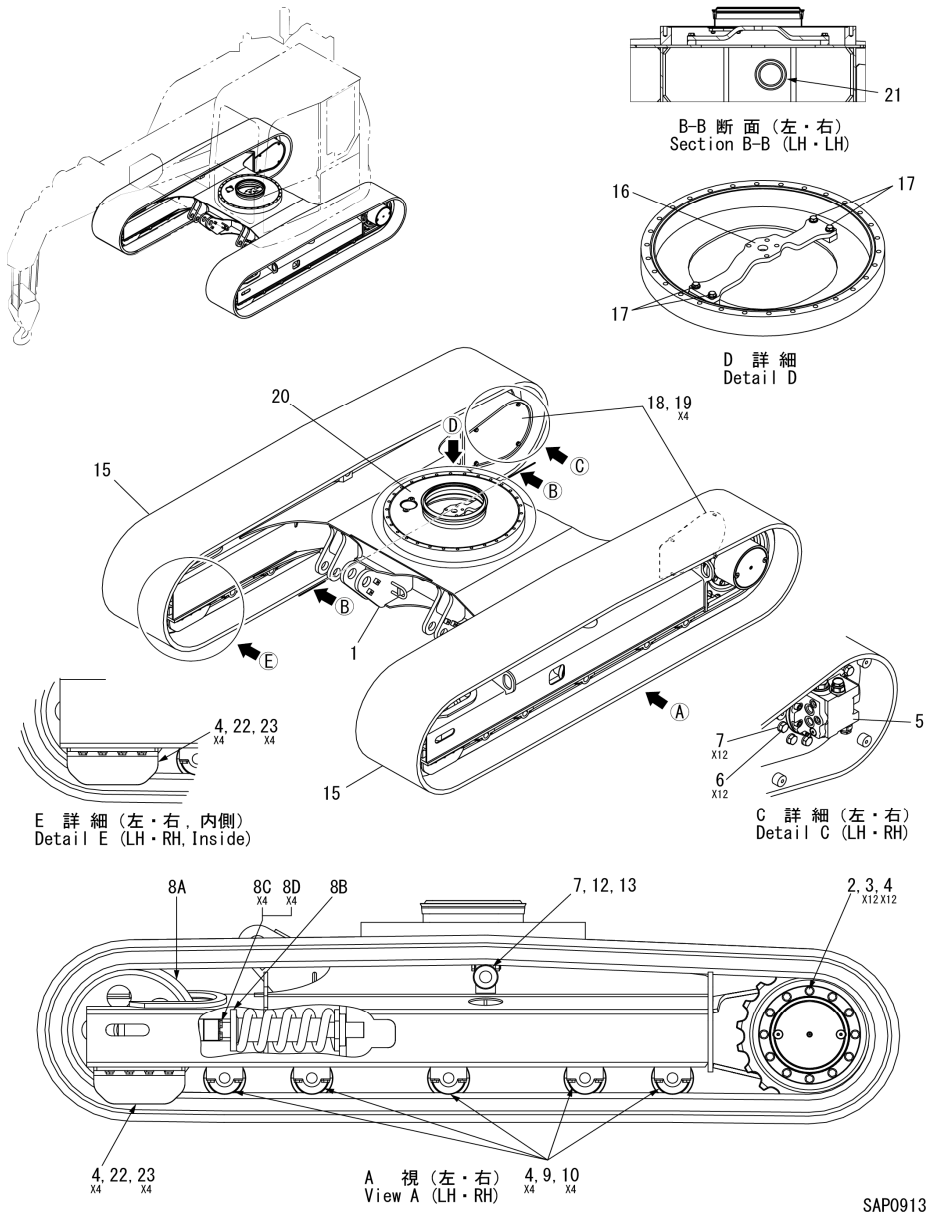
SAP09120

INDEX	PART NO.	DESCRIPTION	Q'TY	SERIAL NO.	REMARKS
3	S557E2490000	COUPLING	1	52001-	
4	21077M16025	BOLT (M16X25)	3	52001-	
5	S578E3228000	PUMP FLANGE	1	52001-	
6	21077M10030	BOLT (M10X30)	8	52001-	
7	21721-10021	SPRING WASHER (M10)	12	52001-	
8	21077M10035	BOLT (M10X35)	4	52001-	
10	S586A4310060	BRACKET SUPPORT DPD	1	52001-	
11	S586A4310070	BOLT (M10)	4	52001-	



INDEX	PART NO.	DESCRIPTION	Q'TY	SERIAL NO.	REMARKS
1	S578I3322000	HYDRAULIC PUMP	1	52001-	
2	578-3518400	SUCTION FLANGE	1	52001-	
3	26211-10750	O-RING	1	52001-	
4	01024-81285	SEMS BOLT (M12X85)	4	52001-	
5	21077M12045	BOLT (M12X45)	4	52001-	
6	21711M12003	SPRING WASHER (M12)	4	52001-	

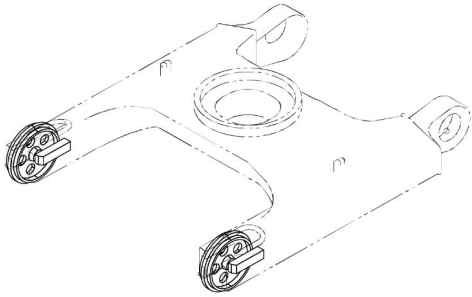
SAP08790



INDEX	PART NO.	DESCRIPTION	Q'TY	SERIAL NO.	REMARKS
1	559-1310500	TRACK FRAME	1	52001-	
2	S558W3183000	SPROCKET	2	52001-	
3	21019B14040	BOLT (M14X40)	24	52001-	
4	01643-31445	HIGH TENSION WASHER (M14)	80	52001-	
5	S558A3185000	TRAVELLING MOTOR	2	52001-	
6	21017M16040	BOLT (M16X40)	24	52001-	
7	01643-31645	HIGH TENSION WASHER (M16)	26	52001-	
8A	S558W3182000	IDLER ASS'Y	2	52001-	
8B	S558W3181000	IDLER CUSHION ASS'Y	2	52001-	
8C	21017M14075	BOLT (M14X75)	8	52001-	
8D	01643-31445	PLAIN WASHER (M14)	8	52001-	
9	S558W3179000	TRACK ROLLER ASS'Y	10	52001-	
10	21017M14060	BOLT (M14X60)	40	52001-	
12	S558W3180000	CARRIER ROLLER ASS'Y	2	52001-	
13	01010-81685	BOLT (M16X85)	2	52001-	
15	S558W3184000	TRACK SHOE ASS'Y	2	52001-	
16	578-3515800	SWIVEL JOINT FIXING BRACKET	1	52001-	
17	01024-81235	SEMS BOLT (M12X35)	4	52001-	
18	558-3535400	MOTOR COVER	2	52001-	
19	01024-81025	SEMS BOLT (M10X25)	8	52001-	
20	585-3543000	GREASE BATH ASS'Y	1	52001-	
21	585-4729600	TRIM	2	52001-	
22	558-3535600	IDLER COVER	4	52001-	
23	21017M14035	PLAIN WASHER (M14)	16	52001-	

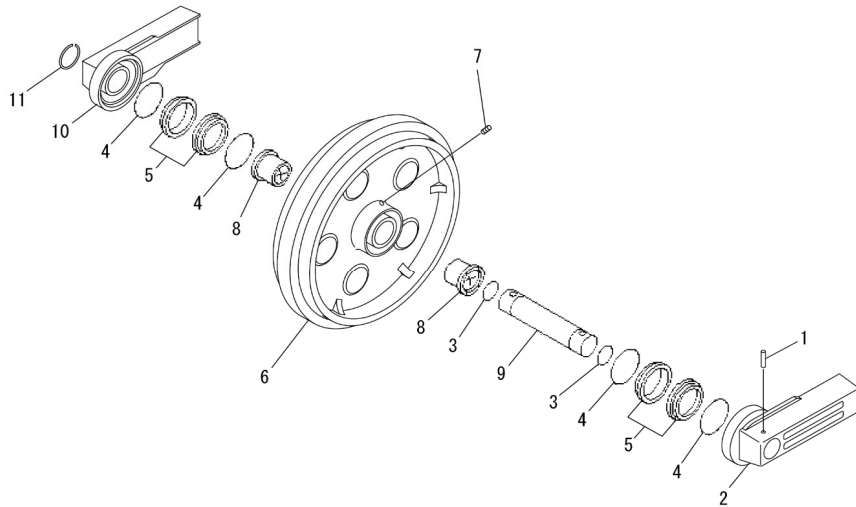
SAP09130

CC985S-2  
FIG.28-01-02



CC985S-2  
IDLER ASS'Y (INNER PARTS)

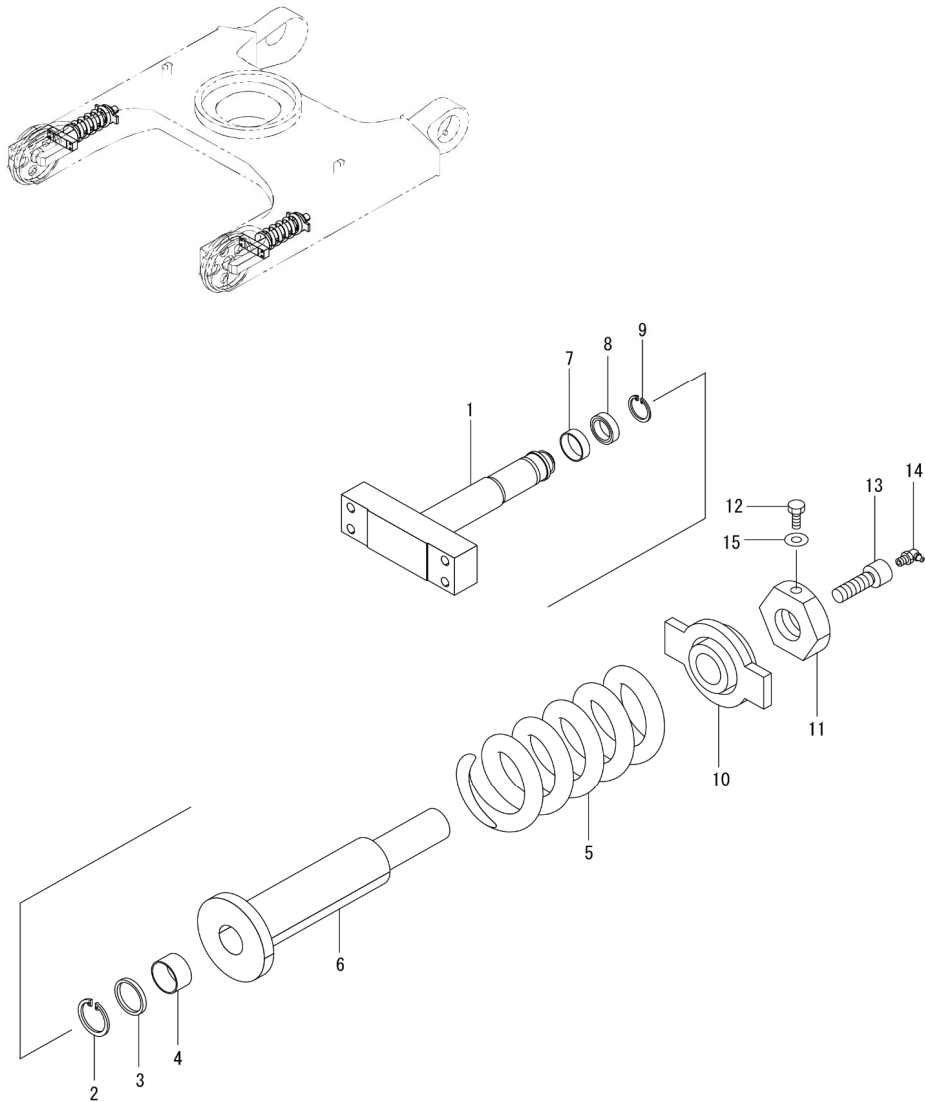
INDEX	PART NO.	DESCRIPTION	Q'TY	SERIAL NO.	REMARKS
-	S558W3182000	IDLER ASS'Y	2	52001-	
1	FI0011ST-1	·PIN	1	52001-	
2	Y001M053-03	·SUPPORT, LEFT	1	52001-	
3	FI0011ST-3	·O-RING	2	52001-	
4	Z001S005-06	·O-RING	4	52001-	
5	Z001S005-05	·FLOATING SEAL	4	52001-	
6	Y001M059-01	·IDLER	1	52001-	
7	F1011ST-7	·PLUG	1	52001-	
8	Y003N006-04	·BUSHING	2	52001-	
9	Y001M044-02	·SHAFT	1	52001-	
10	Y001M053-07	·SUPPORT, RIGHT	1	52001-	
11	Z015S131-08	·SNAP RING	1	52001-	



SAP08800

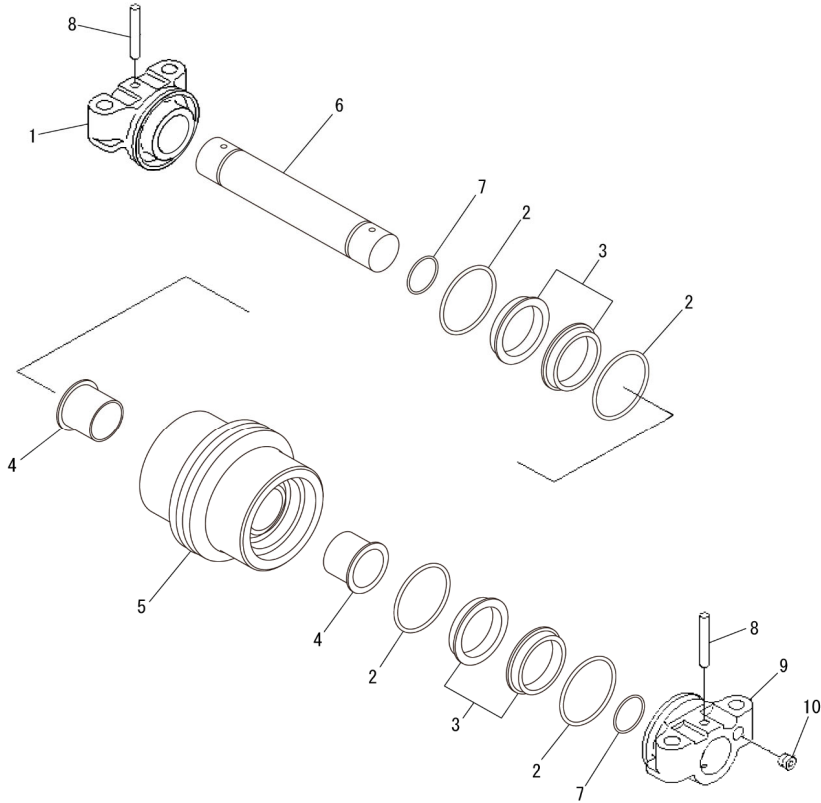
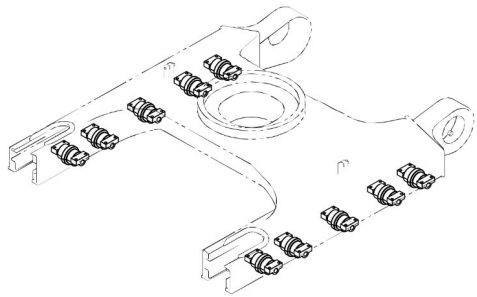
IDLER CUSHION ASS'Y (INNER PARTS)

INDEX	PART NO.	DESCRIPTION	Q'TY	SERIAL NO.	REMARKS
-	S558W3181000	IDLER CUSHION ASS'Y	2	52001-	
1	FI0350KT-1	·ROD	1	52001-	
2	FI0350KT-2	·SNAP RING	1	52001-	
3	FI0350KT-3	·DUST SEAL	1	52001-	
4	FI0350KT-4	·BUSHING	1	52001-	
5	FI0350KT-5	·SPRING	1	52001-	
6	FI0350KT-6	·CYLINDER	1	52001-	
7	FI0350KT-7	·WEAR RING	1	52001-	
8	FI0350KT-8	·ROD PACKING	1	52001-	
9	FI0350KT-9	·SNAP RING	1	52001-	
10	FI0350KT-10	·FLANGE	1	52001-	
11	FI0350KT-11	·NUT	1	52001-	
12	FI0350KT-12	·BOLT	1	52001-	
13	FI0350KT-13	·VALVE	1	52001-	
14	FI0350KT-14	·GREASE NIPPLE	1	52001-	
15	FI0350KT-15	·WASHER	1	52001-	



SAP08810

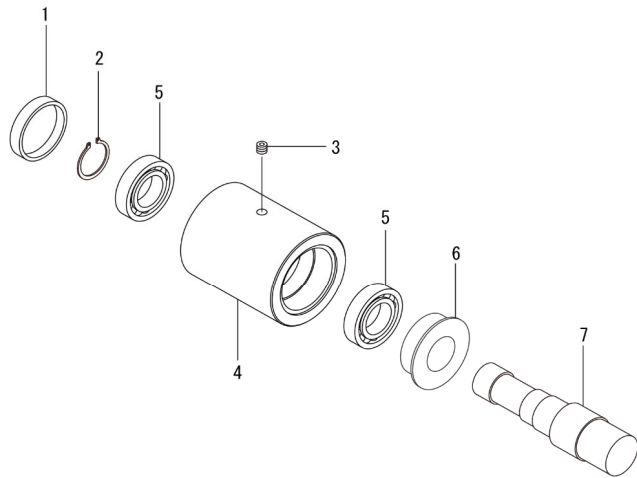
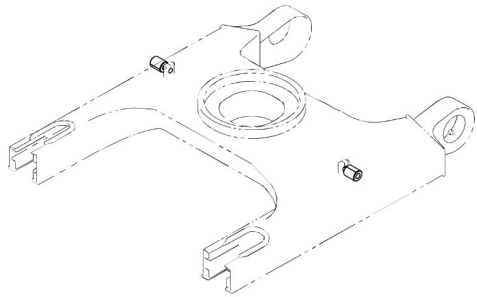
INDEX	PART NO.	DESCRIPTION	Q'TY	SERIAL NO.	REMARKS
-	S558W3179000	TRACK ROLLER ASS'Y	10	52001-	
1	Z007M151-03	·LEFT BRACKET	1	52001-	
2	Z005M019-06	·FLOATING SEAL	4	52001-	
3	Z005M019-05	·GASKET	4	52001-	
4	Z001S013-04	·BUSHING	2	52001-	
5	Z007M151-01	·MACHINE	1	52001-	
6	Z007M024-02	·SHAFT	1	52001-	
7	TR0011ST-7	·O-RING	2	52001-	
8	TR0011ST-8	·PIN	2	52001-	
9	Z007M151-07	·RIGHT BRACKET	1	52001-	
10	TR0011ST-10	·OIL PLUG	1	52001-	



SAP08820

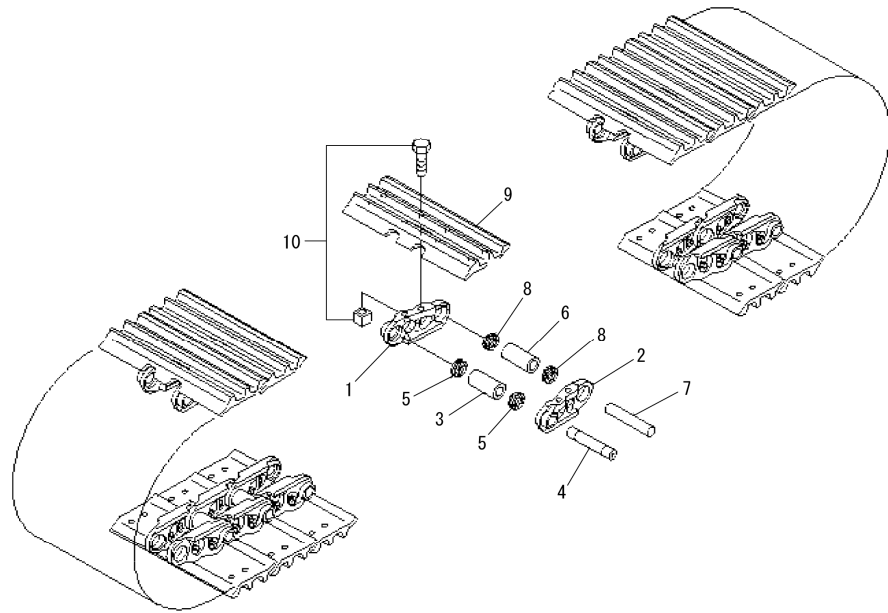
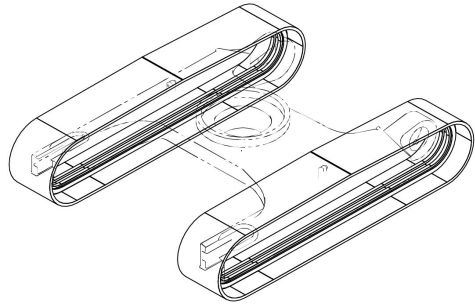


INDEX	PART NO.	DESCRIPTION	Q'TY	SERIAL NO.	REMARKS
-	S558W3180000	CARRIER ROLLER ASS'Y	2	52001-	
1	CR0004ST-1	·CAP	1	52001-	
2	CR0004ST-2	·SNAP RING	1	52001-	
3	CR0004ST-3	·PLUG	1	52001-	
4	T003N019-01	·ROLLER	1	52001-	
5	CR0004ST-5	·BEARING	2	52001-	
6	CR0004ST-6	·SEAL	1	52001-	
7	T003N019-02	·SHAFT	1	52001-	



SAP08830

CC985S-2  
FIG.28-01-06

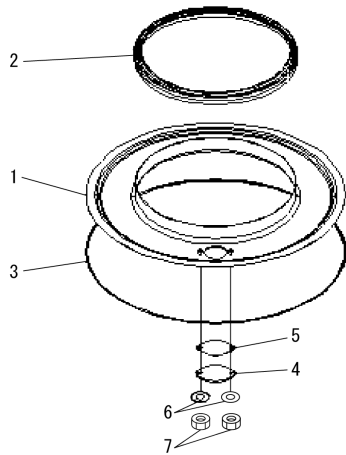
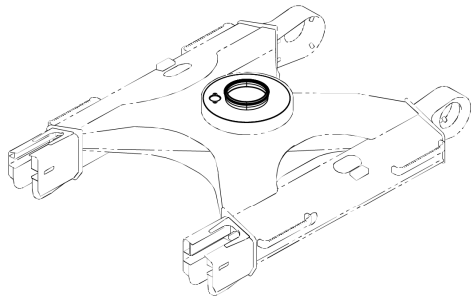


SAP08840

CC985S-2  
TRACK SHOE ASS'Y (INNER PARTS)

INDEX	PART NO.	DESCRIPTION	Q'TY	SERIAL NO.	REMARKS
-	S558W3184000	TRACK SHOE ASS'Y	2	52001-	
1	LN0564ST-1	·TRACK LINK, RIGHT	39	52001-	
2	LN0564ST-2	·TRACK LINK, LEFT	39	52001-	
3	LN0711TS-3	·MASTER BUSHING	1	52001-	
4	LN0290BT	·MASTER PIN	1	52001-	
5	LS0711TS-5	·MASTER SEAL	2	52001-	
6	LS0711TS-6	·LINK BUSHING	38	52001-	
7	LN0196TO	·LINK PIN	38	52001-	
8	LS0711TS-8	·TRACK SEAL	76	52001-	
9	SH0008TO	·SHOE PLATE	39	52001-	
10	B0627SN	·SHOE BOLT SET	156	52001-	

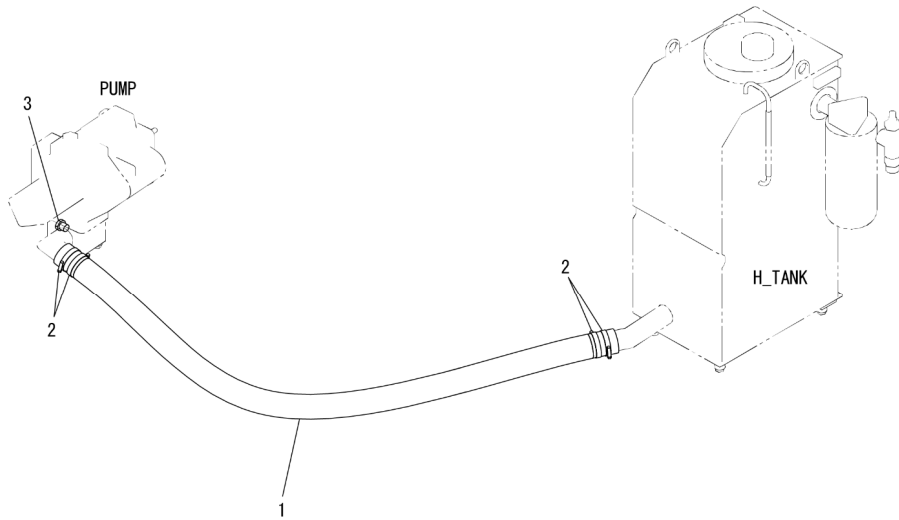
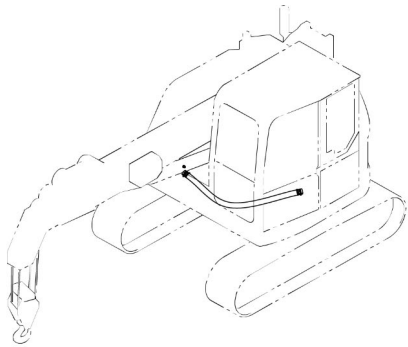
CC985S-2  
FIG.28-01-07



CC985S-2  
GREASE BATH ASS'Y (INNER PARTS)

INDEX	PART NO.	DESCRIPTION	Q'TY	SERIAL NO.	REMARKS
-	585-3543000	GREASE BATH ASS'Y	1	52001-	
1	578-3516400	·GREASE BATH	1	52001-	
2	585-3528500	·GREASE SEAL (RING)	1	52001-	
3	585-4685900	·GREASE SEAL (EDGE)	1	52001-	
4	578-4665100	·COVER	1	52001-	
5	578-4665200	·GASKET	1	52001-	
6	21741M08006	·PLAIN WASHER (M8)	2	52001-	
7	21211M08510	·NUT (M8)	2	52001-	

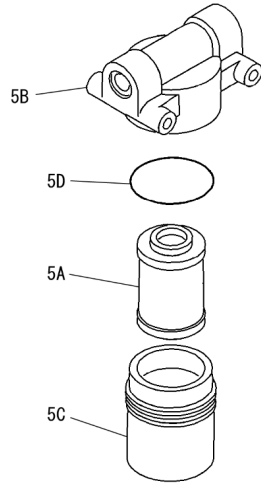
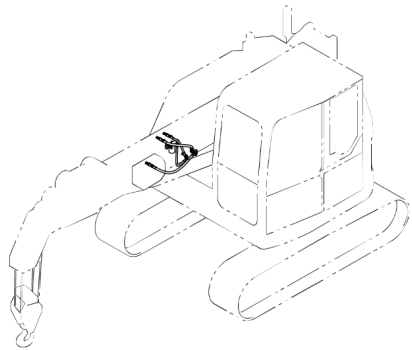
SAP07590



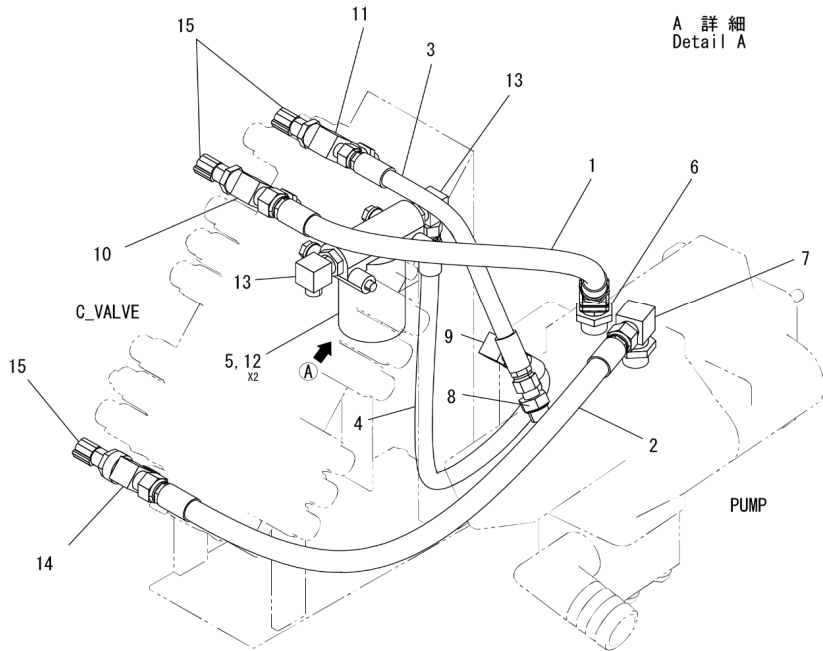
SAP08850

INDEX	PART NO.	DESCRIPTION	Q'TY	SERIAL NO.	REMARKS
1	558-4733000	SUCTION HOSE A (L=1650)	1	52001-	
2	S553-J107200	HOSE BAND	4	52001-	
3	22031-41700	O-RING BOSS PLUG	1	52001-	

CC985S-2  
FIG.29-02-01



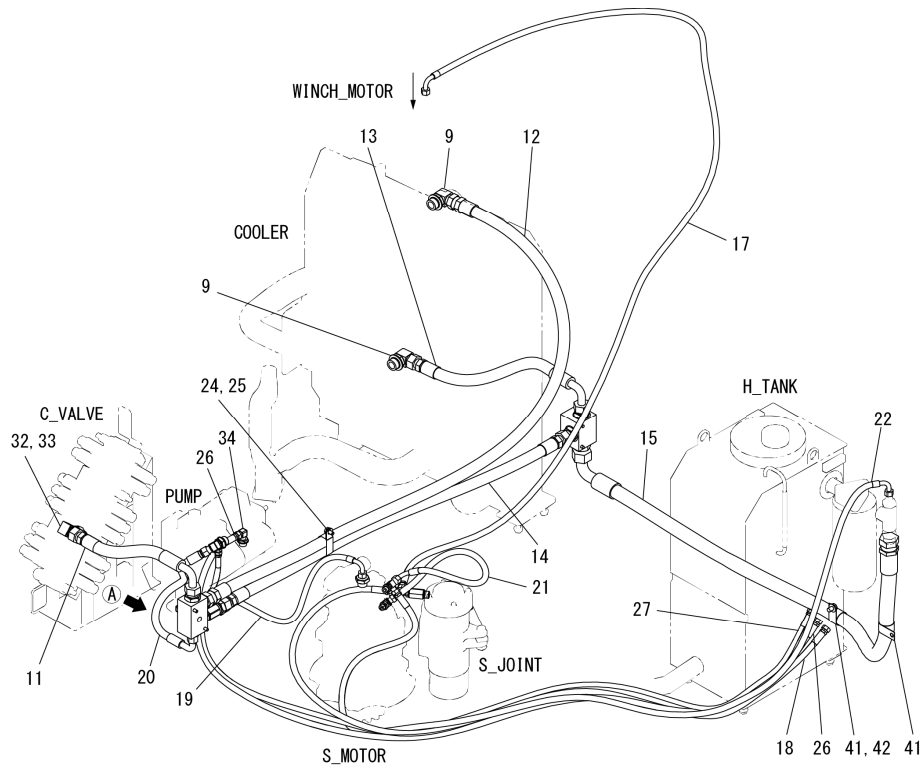
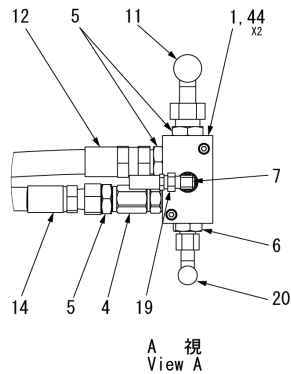
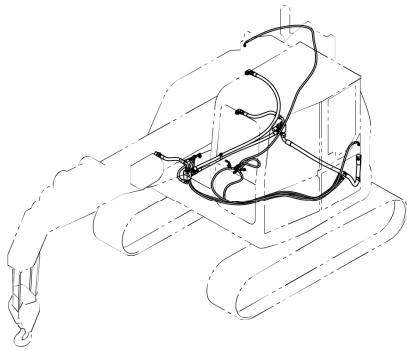
A 詳細  
Detail A



SAP08860

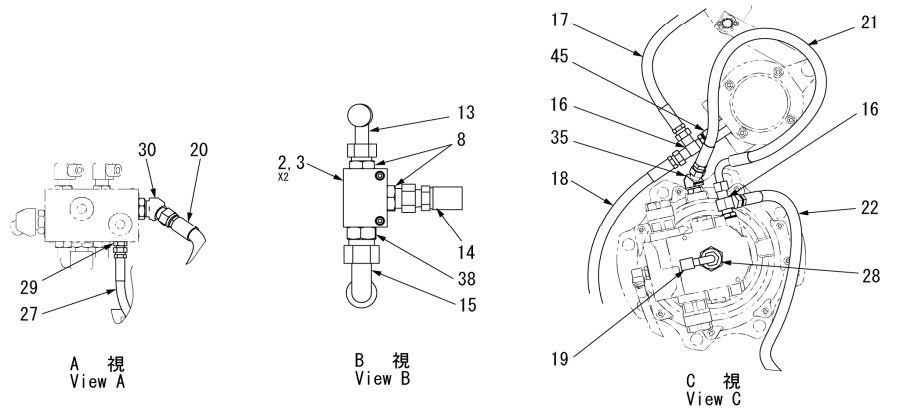
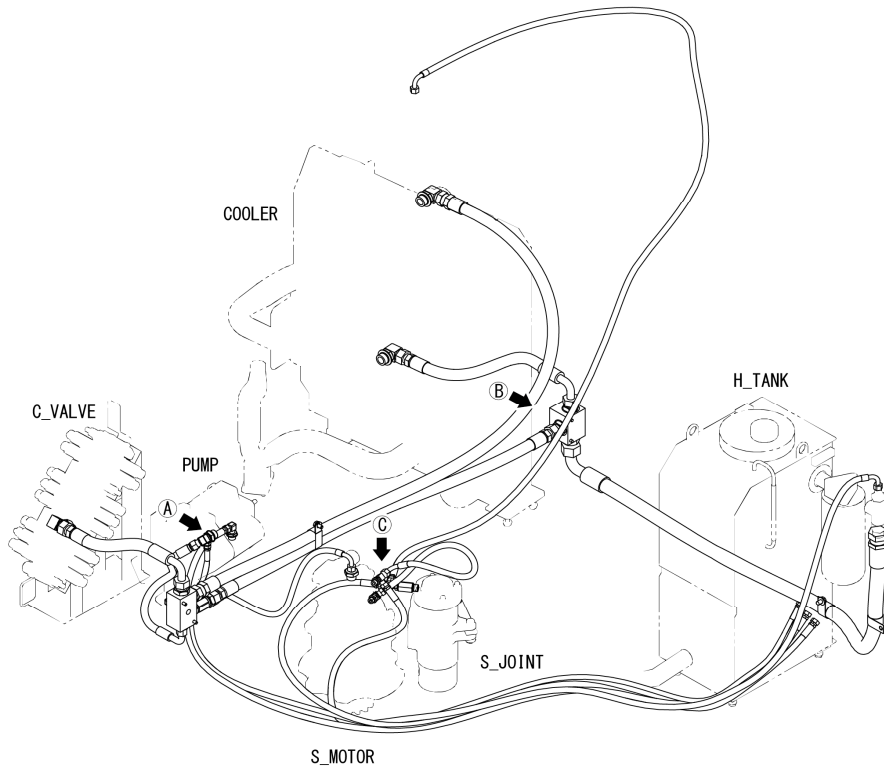
CC985S-2  
PUMP LINE ASS'Y

INDEX	PART NO.	DESCRIPTION	Q'TY	SERIAL NO.	REMARKS
1	558-4733100	HOSE PA_9S (L=540)	1	52001-	
2	558-4733200	HOSE PB_9S (L=780)	1	52001-	
3	558-4733300	HOSE PC_9S (L=380)	1	52001-	
4	558-4733400	HOSE PD_9S (L=610)	1	52001-	
5	S551-2012400	LINE FILTER ASS'Y	1	52001-	
5A	S551-2012401	·FILTER ELEMENT ASS'Y	1	52001-	
5B	S551-2012402	·HEAD COVER COMPLETE	1	52001-	
5C	S551-2012403	·FILTER CASE	1	52001-	
5D	S551-2012404	·O-RING	1	52001-	
6	22611-11267	MALE 45° ELBOW WITH PLATE	1	52001-	
7	22611-11167	MALE 90° ELBOW WITH PLATE	1	52001-	
8	22611-11056	HOSE ADAPTER MALE CONNECTOR	1	52001-	
9	22611-11150	MALE 90° ELBOW WITH PLATE	1	52001-	
10	S557J2590000	TEE	1	52001-	
11	S557J2592000	TEE	1	52001-	
12	01024-81090	SEMS BOLT (M10X90)	2	52001-	
13	22611-11156	MALE 90° ELBOW WITH PLATE	2	52001-	
14	S557J2589000	TEE	1	52001-	
15	S578J3277000	PRESSURE AND OIL TEMPERATURE SENSOR	3	52001-	



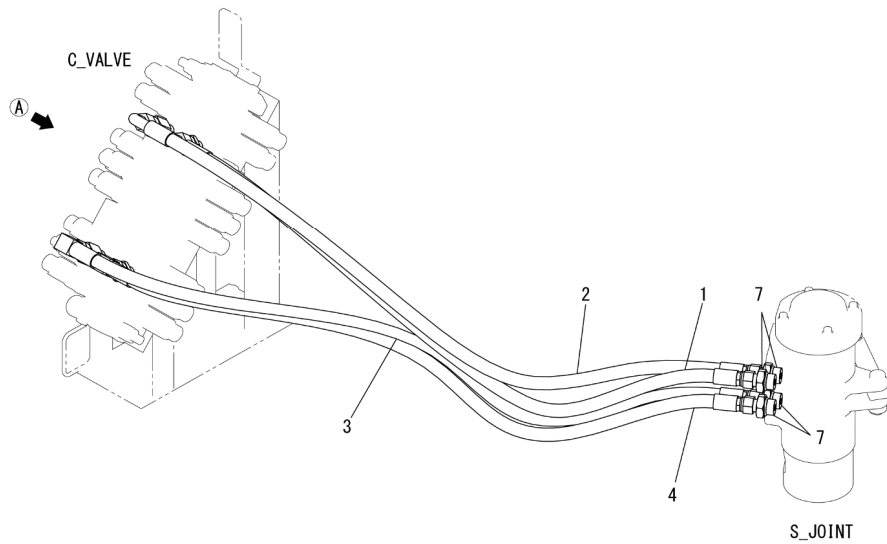
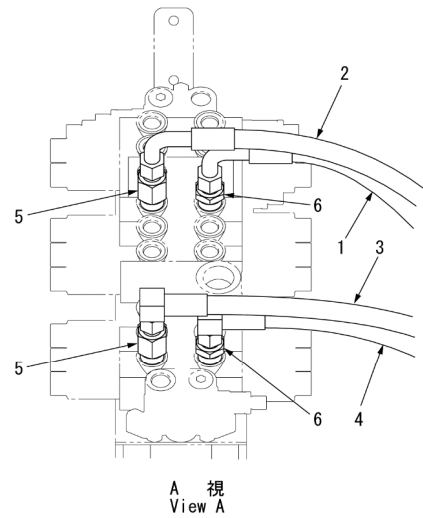
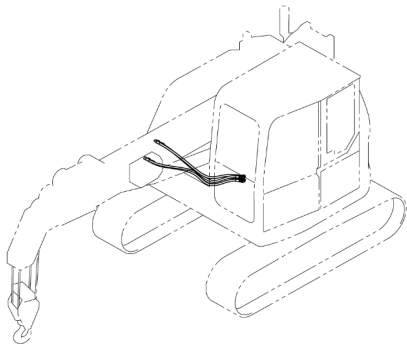
SAP09140

INDEX	PART NO.	DESCRIPTION	Q'TY	SERIAL NO.	REMARKS
1	578-3519100	RETURN MANIFOLD BLOCK A	1	52001-	
4	S585G3476000	BYPASS CHECK VALVE	1	52001-	
5	22611-11087	MALE CONNECTOR	3	52001-	
6	22611-11067	MALE CONNECTOR	1	52001-	
7	22611-11150	MALE 90° ELBOW WITH PLATE	1	52001-	
9	22611-11180	MALE 90° ELBOW WITH PLATE	2	52001-	
11	559-4848700	HOSE RA_9S_1 (L=530)	1	52001-	
12	585-4718200	HOSE CIN (L=2200)	1	52001-	
13	586-4848600	HOSE COUT_1 (L=670)	1	52001-	
14	585-4718400	HOSE T1 (L=1400)	1	52001-	
15	558-4733600	HOSE T2_9S (L=1850)	1	52001-	
17	558-4733700	HOSE DR1_9S (L=3200)	1	52001-	
18	558-4733800	HOSE DR2_9S (L=2500)	1	52001-	
19	558-4733900	HOSE DR4_9S (L=830)	1	52001-	
20	585-4718800	HOSE DR5 (L=600)	1	52001-	
21	585-4718900	HOSE T3 (L=650)	1	52001-	
22	558-4734000	HOSE T4_9S (L=3150)	1	52001-	
24	28802-13310	CLIP	1	52001-	
25	01024-81020	SEMS BOLT (M10X20)	1	52001-	
26	558-4734100	HOSE RB_9S (L=2610)	1	52001-	
27	558-4734200	HOSE RC_9S (L=2550)	1	52001-	
32	22031-43800	O-RING BOSS FEMALE CONNECTOR	1	52001-	
33	22611-10480	MALE 90° ELBOW	1	52001-	
34	22611-11156	MALE 90° ELBOW WITH PLATE	1	52001-	
41	28801-25850	CLIP	2	52001-	
42	01024-81220	SEMS BOLT (M12X20)	1	52001-	
44	21077M08060	SCREW (M8X60)	2	52001-	



SAP09150

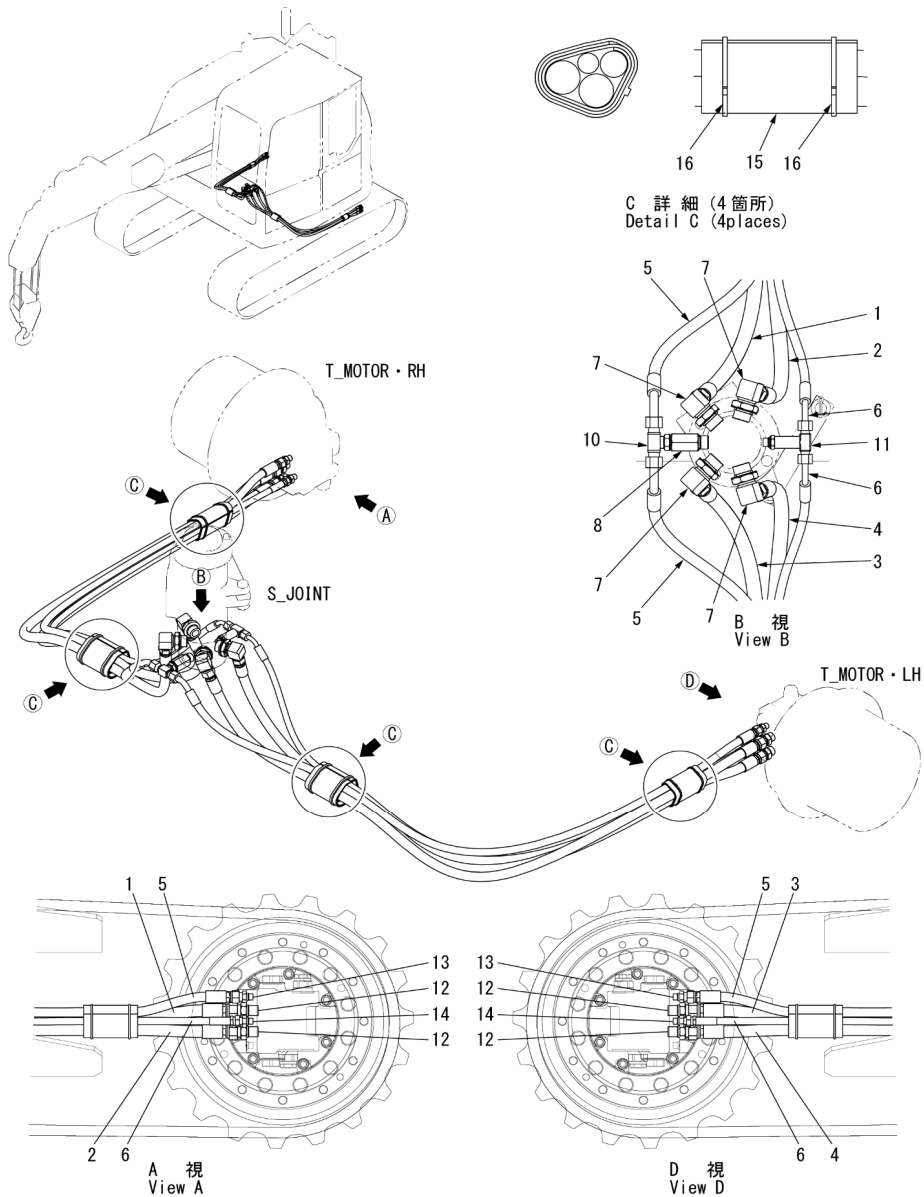
INDEX	PART NO.	DESCRIPTION	Q'TY	SERIAL NO.	REMARKS
2	21077M08070	SCREW (M8X70)	2	52001-	
3	585-3524100	RETURN MANIFOLD BLOCK B	1	52001-	
8	22611-11080	MALE CONNECTOR	2	52001-	
13	585-4718300	HOSE COUT (L=660)	1	52001-	
14	585-4718400	HOSE T1 (L=1400)	1	52001-	
15	558-4733600	HOSE T2_9S (L=1850)	1	52001-	
16	22611-12050	MALE RUN O-RING LONG BOSS TEE	2	52001-	
17	558-4733700	HOSE DR1_9S (L=3200)	1	52001-	
18	558-4733800	HOSE DR2_9S (L=2500)	1	52001-	
19	558-4733900	HOSE DR4_9S (L=830)	1	52001-	
20	585-4718800	HOSE DR5 (L=600)	1	52001-	
21	585-4718900	HOSE T3 (L=650)	1	52001-	
22	558-4734000	HOSE T4_9S (L=3150)	1	52001-	
26	558-4734100	HOSE RB_9S (L=2610)	1	52001-	
28	22611-11057	MALE CONNECTOR	1	52001-	
29	22611-11030	MALE CONNECTOR	1	52001-	
30	22611-11267	MALE 45° ELBOW WITH PLATE	1	52001-	
35	22611-11250	MALE 45° ELBOW WITH PLATE	1	52001-	
38	22611-110A8	MALE CONNECTOR	1	52001-	
45	S586J4309000	FEMALE CONNECTOR	1	52001-	BLADE SPEC ONLY



SAP09160

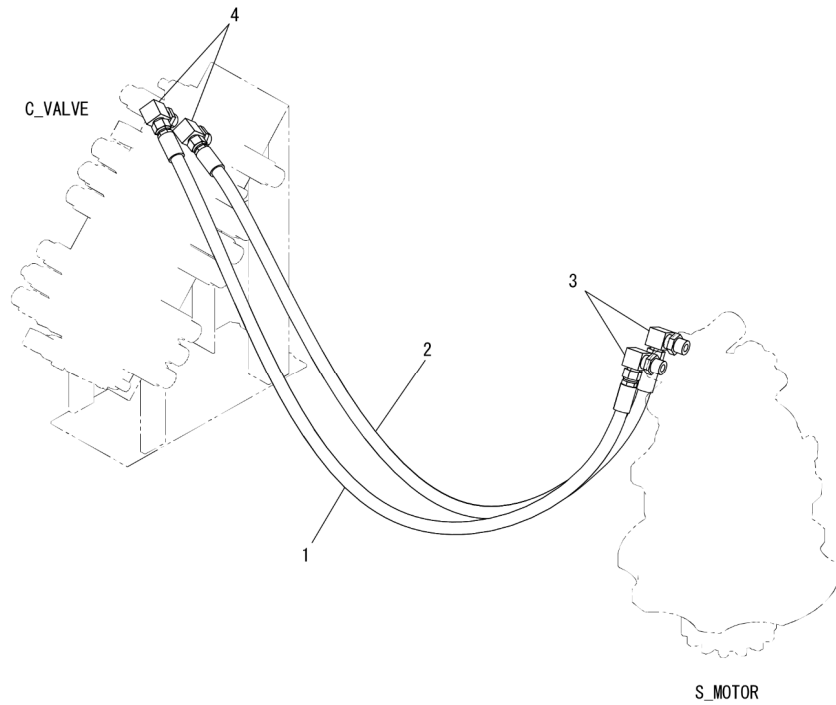
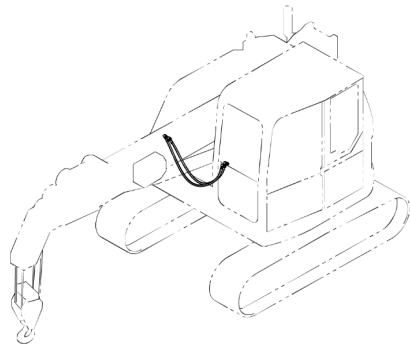
INDEX	PART NO.	DESCRIPTION	Q'TY	SERIAL NO.	REMARKS
1	558-4734300	HOSE LF_9S (L=1220)	1	52001-	
2	558-4734400	HOSE LR_9S (L=1320)	1	52001-	
3	558-4734500	HOSE RR_9S (L=1310)	1	52001-	
4	558-4734600	HOSE RF_9S (L=1250)	1	52001-	
5	S553-J090000	MALE LONG CONNECTOR (WITH O-RING)	2	52001-	
6	S553-J090100	MALE CONNECTOR (WITH O-RING)	2	52001-	
7	22611-11067	MALE CONNECTOR	4	52001-	





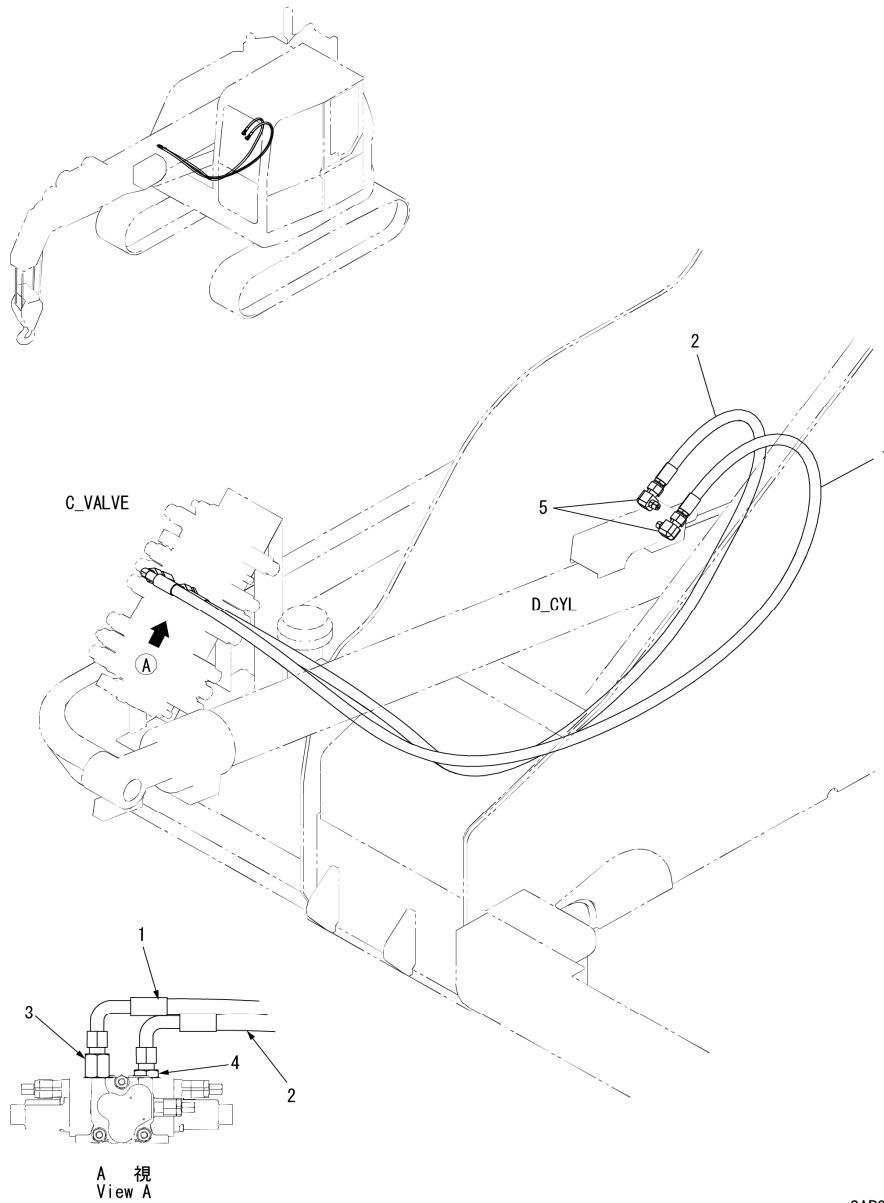
INDEX	PART NO.	DESCRIPTION	Q'TY	SERIAL NO.	REMARKS
1	558-4734700	HOSE TBB_9S (L=1770)	1	52001-	
2	558-4734800	HOSE TAA_9S (L=1710)	1	52001-	
3	558-4734900	HOSE TDA_9S (L=1770)	1	52001-	
4	558-4735000	HOSE TCB_9S (L=1710)	1	52001-	
5	558-4735100	HOSE TDD_9S (L=1700)	2	52001-	
6	558-4735200	HOSE TEP_9S (L=1650)	2	52001-	
7	22611-11167	MALE 90° ELBOW WITH PLATE	4	52001-	
8	S586J4309000	BOSS CONNECTOR WITH O-RING	1	52001-	
10	22611-14850	TEE	1	52001-	
11	S520J3982000	TEE	1	52001-	
12	22611-11060	MALE CONNECTOR	4	52001-	
13	22611-11053	MALE CONNECTOR	2	52001-	
14	22611-11030	MALE CONNECTOR	2	52001-	
15	349-4412000	RUBBER SHEET	4	52001-	
16	28911-10250	CABLE TIE	8	52001-	

SAP09170



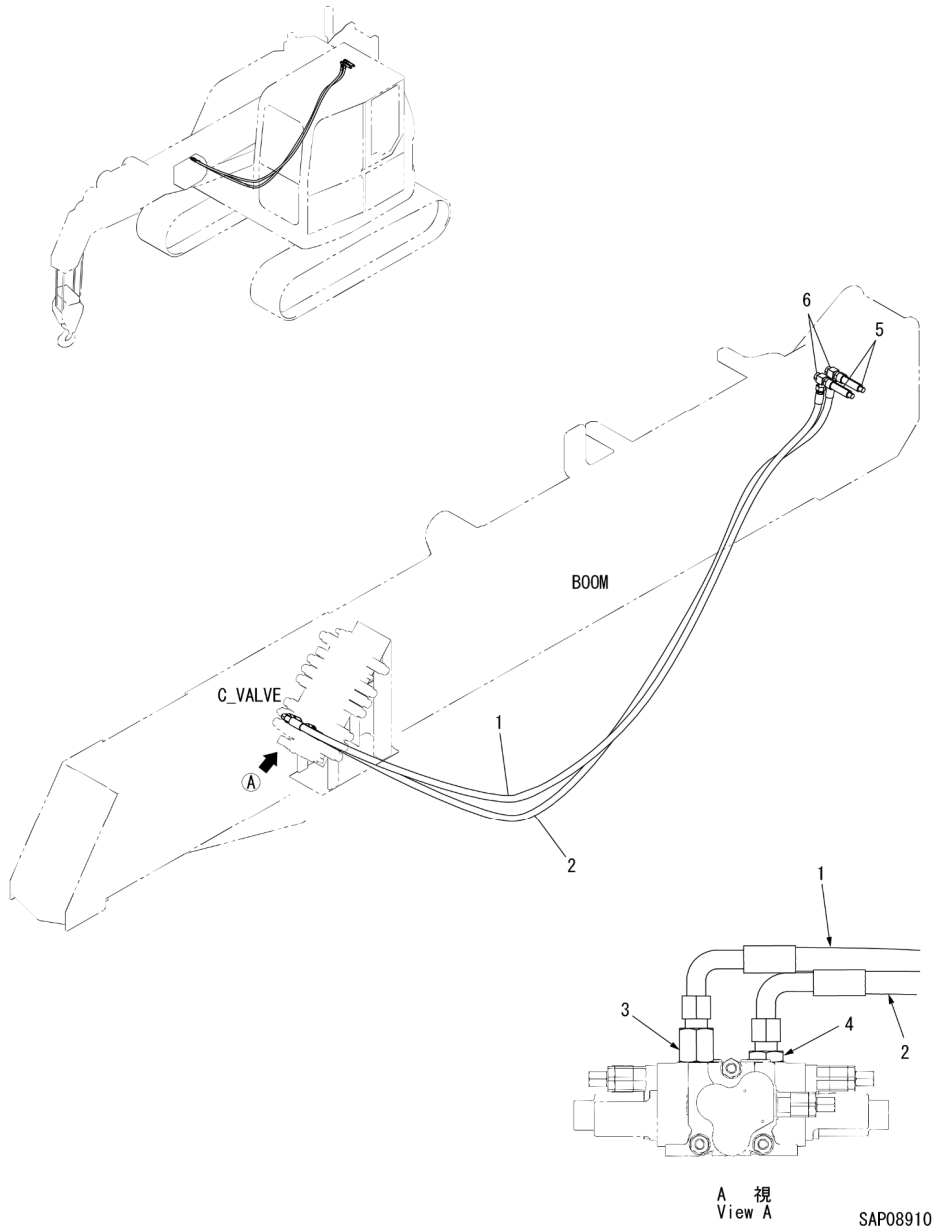
SAP08890

INDEX	PART NO.	DESCRIPTION	Q'TY	SERIAL NO.	REMARKS
1	558-4735300	HOSE SR_9S (L=1280)	1	52001-	
2	558-4735400	HOSE SL_9S (L=1330)	1	52001-	
3	22611-11156	MALE 90° ELBOW WITH PLATE	2	52001-	
4	S553-J090200	MALE 90° ELBOW WITH PLATE	2	52001-	



INDEX	PART NO.	DESCRIPTION	Q'TY	SERIAL NO.	REMARKS
1	558-4735500	HOSE DD_9S (L=2660)	1	52001-	
2	558-4735600	HOSE DU_9S (L=2400)	1	52001-	
3	S553-J090000	MALE LONG CONNECTOR (WITH O-RING)	1	52001-	
4	S553-J090100	MALE CONNECTOR (WITH O-RING)	1	52001-	
5	22611-10465	MALE 90° ELBOW	2	52001-	

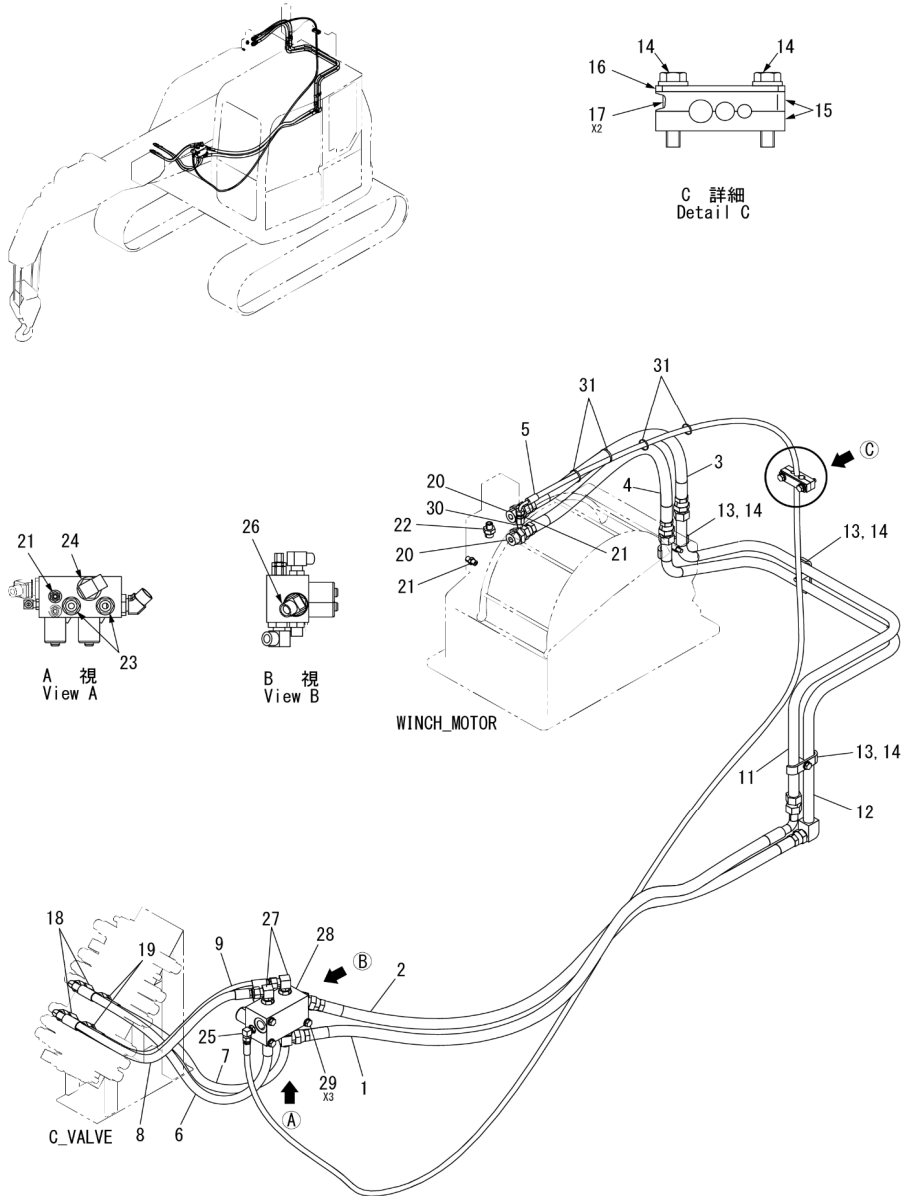
SAP08900



INDEX	PART NO.	DESCRIPTION	Q'TY	SERIAL NO.	REMARKS
1	558-4735700	HOSE TD_9S (L=3020)	1	52001-	
2	558-4735800	HOSE TU_9S (L=2950)	1	52001-	
3	S553-J090000	MALE LONG CONNECTOR (WITH O-RING)	1	52001-	
4	S553-J090100	MALE CONNECTOR (WITH O-RING)	1	52001-	
5	551-4036700	T CONNECTOR	2	52001-	
6	N2611-30560	SWIVEL JOINT ELBOW	2	52001-	

CC985S-2  
FIG.29-09-01

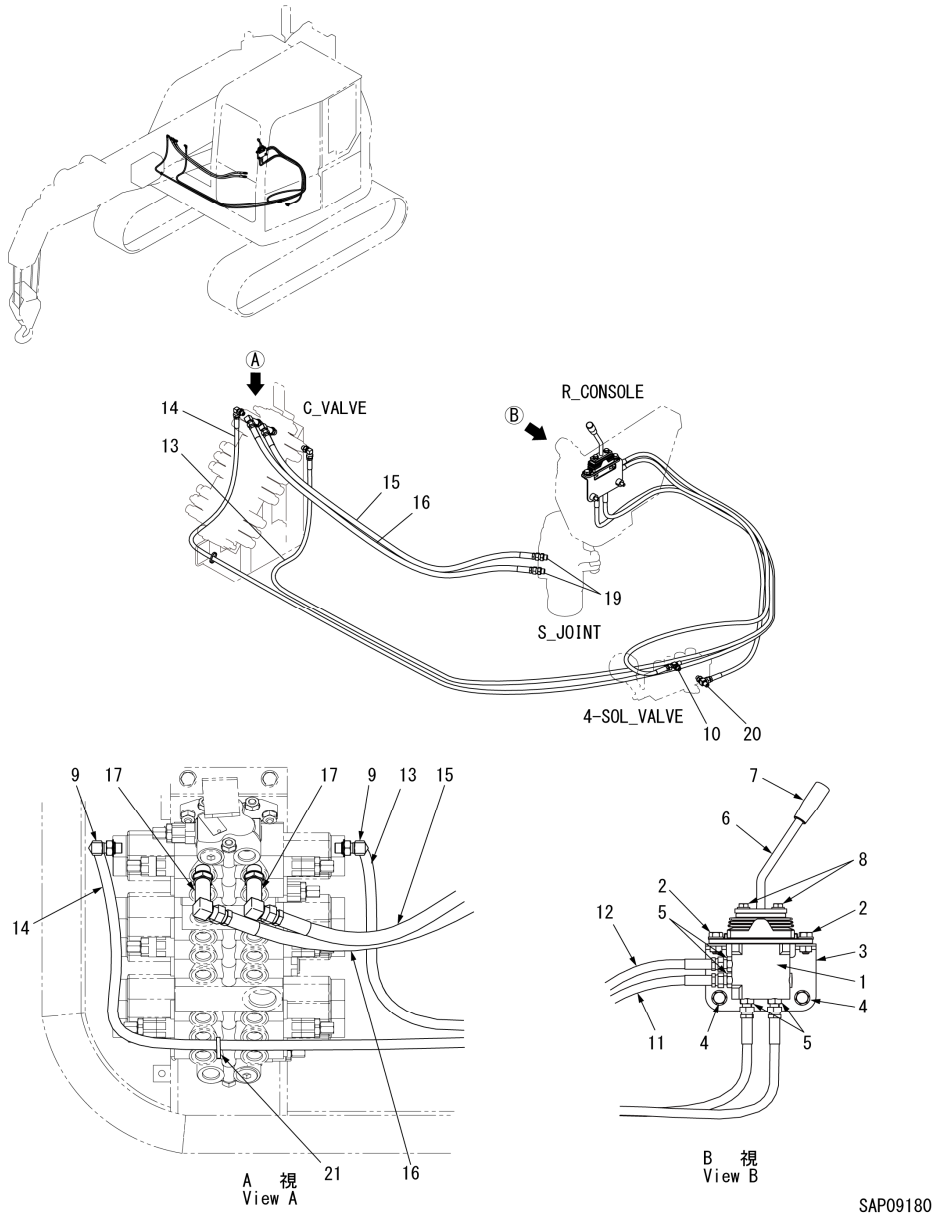
CC985S-2  
WINCH LINE ASS'Y



INDEX	PART NO.	DESCRIPTION	Q'TY	SERIAL NO.	REMARKS
1	558-4735900	HOSE WUV_9S (L=1650)	1	52001-	
2	558-4736000	HOSE WDV_9S (L=1600)	1	52001-	
3	558-4736100	HOSE WUM_9S (L=820)	1	52001-	
4	558-4736200	HOSE WDM_9S (L=800)	1	52001-	
5	557-4620700	HOSE 3 (L=4130)	1	52001-	
6	558-4736300	HOSE WUL_9S (L=880)	1	52001-	
7	558-4736400	HOSE WDL_9S (L=800)	1	52001-	
8	558-4736500	HOSE WUH_9S (L=710)	1	52001-	
9	558-4736600	HOSE WDH_9S (L=670)	1	52001-	
11	557-3443800	WU PIPE	1	52001-	
12	557-3443900	WD PIPE	1	52001-	
13	584-4567400	GALL 1	3	52001-	
14	01024-81050	SEMS BOLT (M10X50)	5	52001-	
15	557-4588600	RUBBER CLAMP	2	52001-	
16	557-4588700	PLATE	1	52001-	
17	557-4588800	COLLAR	2	52001-	
18	S553-J090000	MALE LONG CONNECTOR (WITH O-RING)	2	52001-	
19	S553-J090100	MALE CONNECTOR (WITH O-RING)	2	52001-	
20	22611-11078	MALE CONNECTOR	2	52001-	
21	22611-11030	MALE CONNECTOR	3	52001-	
22	22611-11056	MALE CONNECTOR	1	52001-	
23	22611-11060	MALE CONNECTOR	2	52001-	
24	22611-11170	MALE 90° ELBOW WITH PLATE	1	52001-	
25	22611-11130	MALE 90° ELBOW WITH PLATE	1	52001-	
26	22611-11270	MALE 45° ELBOW WITH PLATE	1	52001-	
27	22611-11160	MALE 90° ELBOW WITH PLATE	2	52001-	
28	S556-G157600	WINCH CONFLUENCE VALVE	1	52001-	
29	01024-81020	SEMS BOLT (M10X20)	3	52001-	
30	22031-45300	BOSS FEMALE CONNECTOR	1	52001-	
31	28911-10200	CABLE TIE	4	52001-	

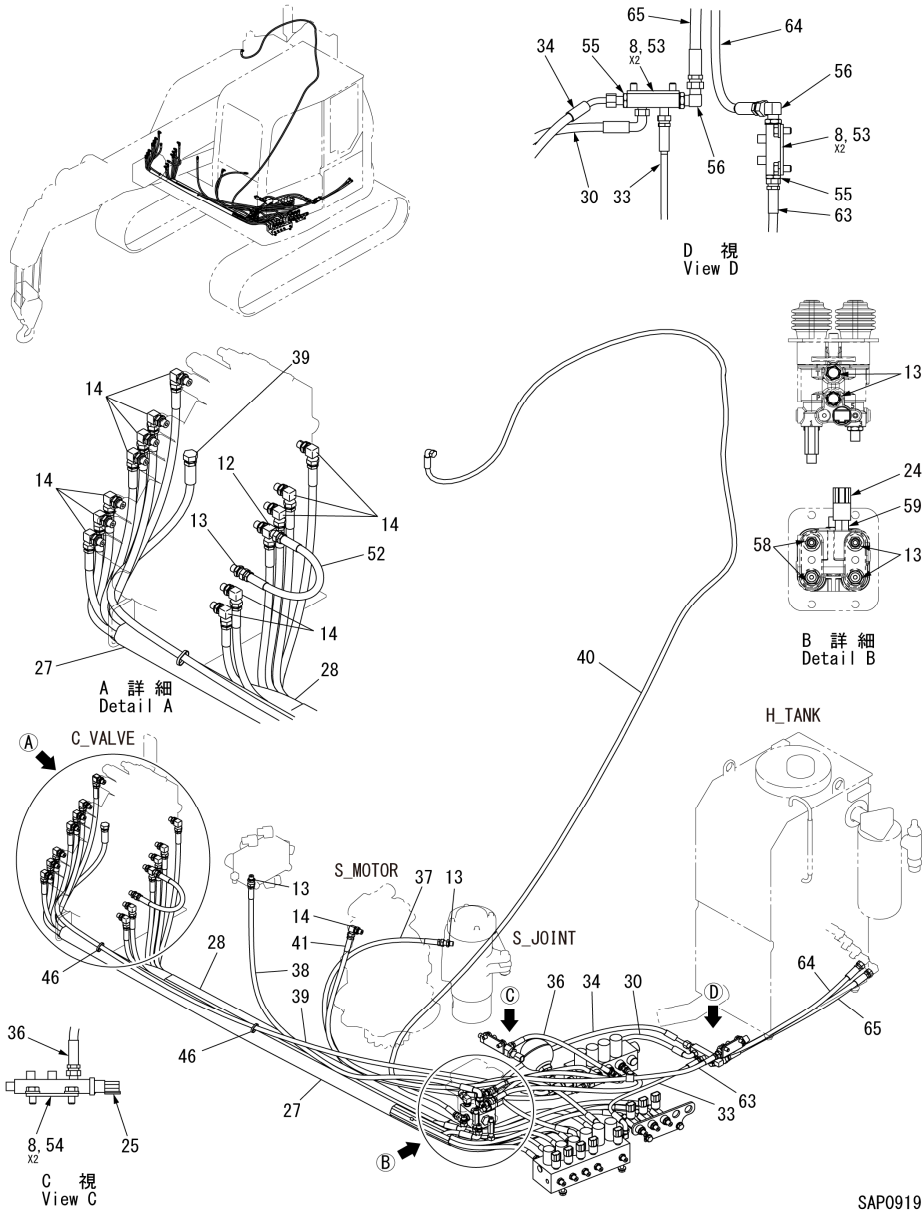
SAP08920

INDEX	PART NO.	DESCRIPTION	Q'TY	SERIAL NO.	REMARKS
1	S578G3190000	REMOTE CONTROL VALVE (BLADE)	1	52001-	
2	01024-81025	SEMS BOLT (M10X25)	2	52001-	
3	586-4815200	BRACKET	1	52001-	
4	01024-81035	SEMS BOLT (M10X35)	2	52001-	
5	22611-11030	CONNECTOR	4	52001-	
6	586-4815300	LEVER	1	52001-	
7	S586B4338000	GRIP	1	52001-	
8	01024-80816	SEMS BOLT (M8X16)	2	52001-	
9	22611-11130	MALE 90° ELBOW	2	52001-	
10	22611-14830	TEE	1	52001-	
11	586-4829400	HOSE BPP (L=1420)	1	52001-	
12	586-4829500	HOSE BPT (L=1720)	1	52001-	
13	559-4830000	HOSE BPU_9S (L=3600)	1	52001-	
14	559-4830100	HOSE BPD_9S (L=4070)	1	52001-	
15	559-4830200	HOSE BU_9S (L=1140)	1	52001-	
16	559-4830300	HOSE BD_9S (L=1220)	1	52001-	
17	22642-11355	MALE LONG CONNECTOR WITH O-RING	1	52001-	
19	22611-11050	MALE CONNECTOR	1	52001-	
20	22611-12030	MALE RUN O-RING LONG BOSS TEE	2	52001-	
21	28911-10200	CABLE TIE	1	52001-	



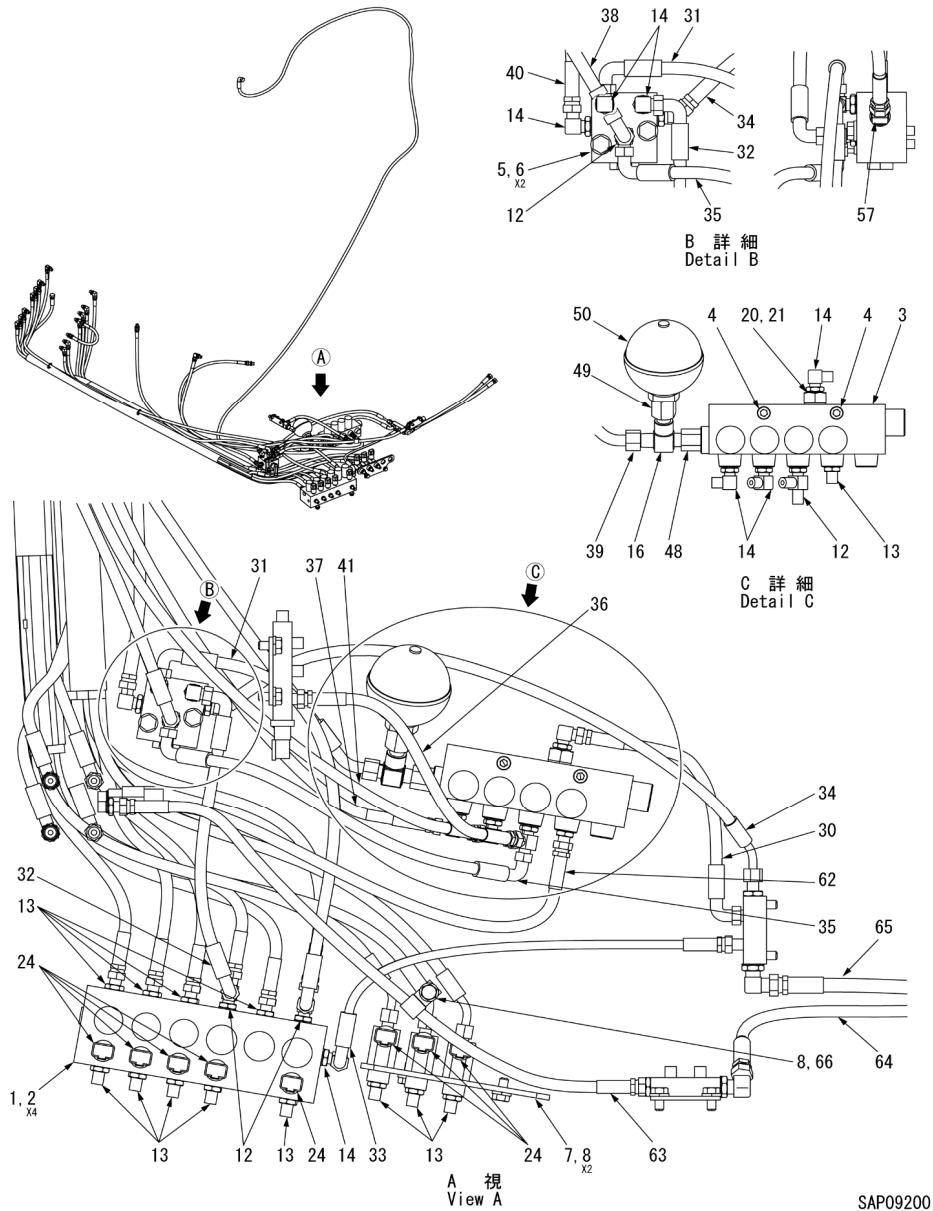
SAP09180

CC985S-2  
FIG.29-11-01



CC985S-2		CC985S-2			
FIG.29-11-01		PPC LINE ASS'Y (1/2)			
INDEX	PART NO.	DESCRIPTION	Q'TY	SERIAL NO.	REMARKS
8	01024-81020	SEMS BOLT (M10X20)	6	52001-	
12	22611-12030	MALE RUN O-RING LONG BOSS TEE	1	52001-	
13	22611-11030	MALE CONNECTOR	7	52001-	
14	22611-11130	MALE 90° ELBOW WITH PLATE	13	52001-	
24	S578J3276000	PRESSURE SWITCH	1	52001-	
25	S578J3277000	PRESSURE AND OIL TEMPERATURE SENSOR	1	52001-	
27	558-2231400	HOSE ASS'Y - A	1	52001-	
28	558-2231500	HOSE ASS'Y - B	1	52001-	
30	585-4711100	HOSE 3VDR (L=300)	1	52001-	
33	585-4711200	HOSE 6VDR (L=550)	1	52001-	
34	585-4711300	HOSE WBVDR (L=730)	1	52001-	
36	585-4711400	HOSE PBP (L=420)	1	52001-	
37	558-4736700	HOSE R2PP_9S (L=1840)	1	52001-	
38	558-4736800	HOSE WGVP_9S (L=1280)	1	52001-	
39	558-4736900	HOSE 3VP_9S (L=1280)	1	52001-	
40	558-4737000	HOSE WBPP_9S (L=4620)	1	52001-	
46	28911-10200	CABLE TIE	2	52001-	
52	585-4712300	HOSE (L=250)	1	52001-	
53	S585J3314000	PT MANIFOLD BLOCK	2	52001-	
54	S585J3472000	P MANIFOLD BLOCK	1	52001-	
55	22611-11035	MALE CONNECTOR	2	52001-	
56	22611-11150	MALE 90° ELBOW WITH PLATE	2	52001-	
58	22611-52300	MALE LONG CONNECTOR	2	52001-	
59	22031-45310	O-RING BOSS FEMALE CONNECTOR	1	52001-	
63	586-4841800	HOSE TRMD (L=750)	1	52001-	
64	585-4712100	HOSE MCT (L=590)	1	52001-	
65	585-4712200	HOSE MDT (L=730)	1	52001-	

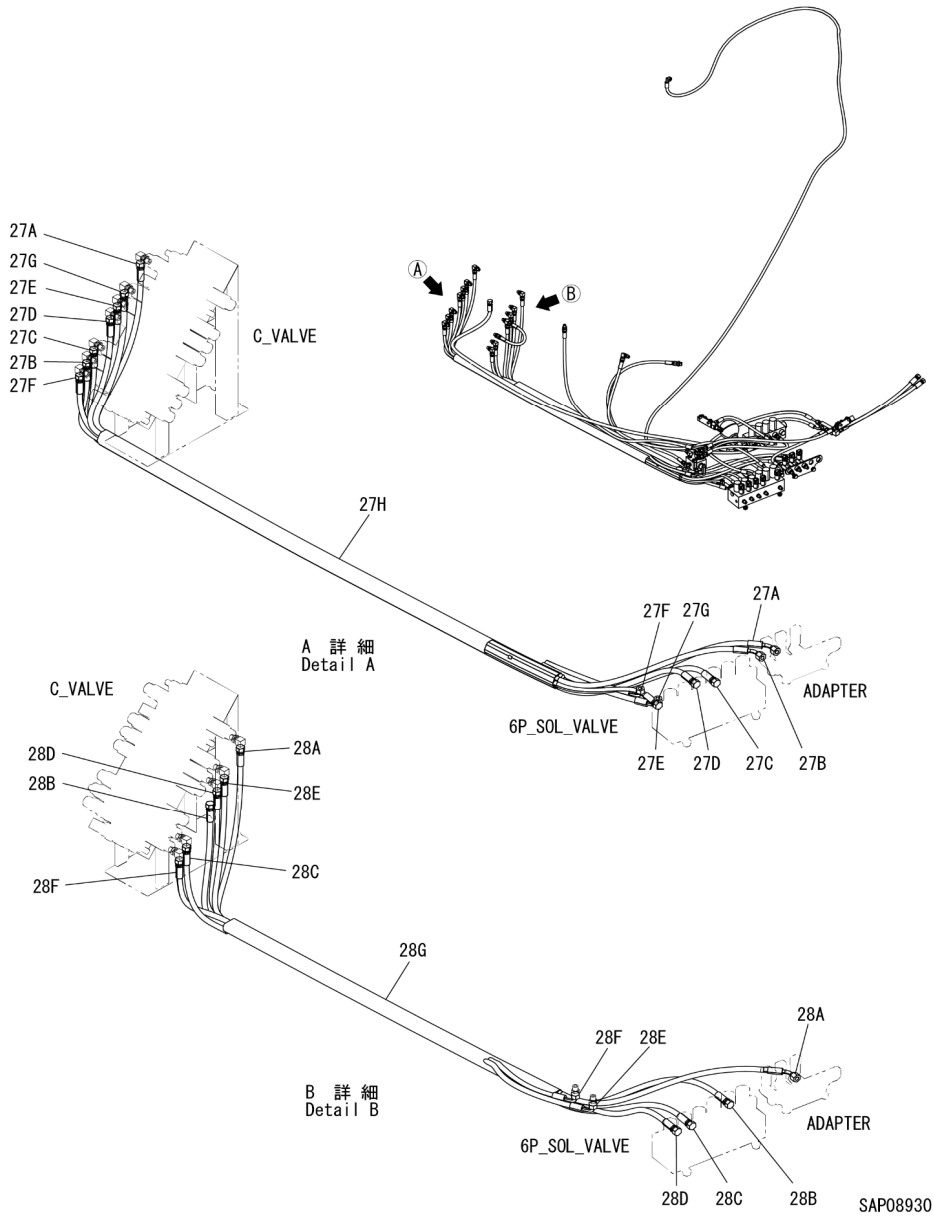
CC985S-2  
FIG.29-11-02



CC985S-2  
PPC LINE ASS'Y (2/2)

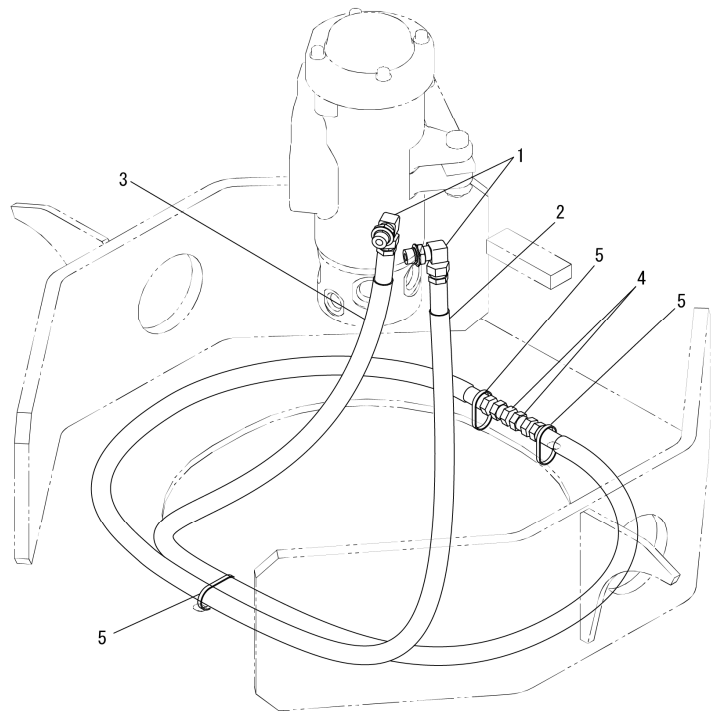
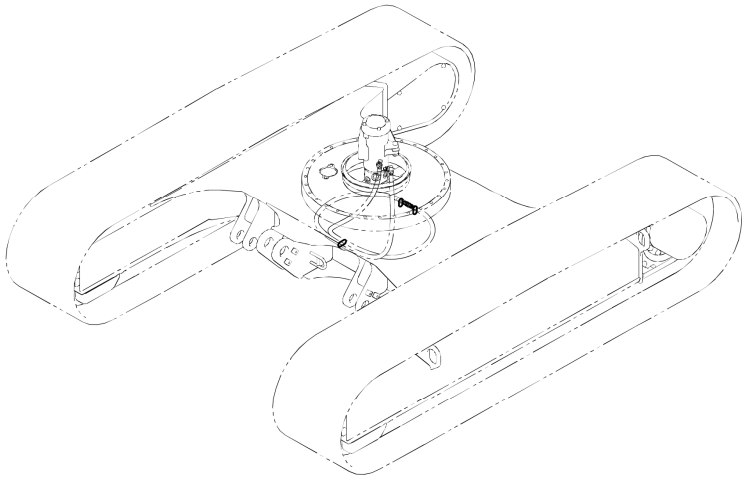
INDEX	PART NO.	DESCRIPTION	Q'TY	SERIAL NO.	REMARKS
1	S578G3177000	6-SPOOL SOLENOID VALVE	1	52001-	
2	01024-81040	SEMS BOLT (M10X40)	4	52001-	
3	S585G3449000	4-SPOOL SOLENOID VALVE	1	52001-	
4	21075M10090	BOLT (M10X90)	2	52001-	
5	S553-G100600	WINCH BRAKE RELEASE VALVE	1	52001-	
6	01024-81065	SEMS BOLT (M10X65)	2	52001-	
7	S557J2798000	ADAPTER BRACKET 3P	1	52001-	
8	01024-81020	SEMS BOLT (M10X20)	3	52001-	
12	22611-12030	MALE RUN O-RING LONG BOSS TEE	4	52001-	
13	22611-11030	MALE CONNECTOR	13	52001-	
14	22611-11130	MALE 90° ELBOW WITH PLATE	7	52001-	
16	22611-11650	FEMALE BRANCH/MALE FEMALE RUN TEE	1	52001-	
20	S557J2577000	CONNECTOR	1	52001-	
21	26210-10180	O-RING	1	52001-	
24	S578J3276000	PRESSURE SWITCH	8	52001-	
30	585-4711100	HOSE 3VDR (L=300)	1	52001-	
31	585-4683100	HOSE WDPP (L=530)	1	52001-	
32	585-4682700	HOSE WLUPP (L=360)	1	52001-	
33	585-4711200	HOSE 6VDR (L=550)	1	52001-	
34	585-4711300	HOSE WBVDR (L=730)	1	52001-	
35	585-4682800	HOSE WBVP (L=450)	1	52001-	
36	585-4711400	HOSE PBP (L=420)	1	52001-	
37	558-4736700	HOSE R2PP_9S (L=1840)	1	52001-	
38	558-4736800	HOSE WGVP_9S (L=1280)	1	52001-	
39	558-4736900	HOSE 3VP_9S (L=1280)	1	52001-	
40	558-4737000	HOSE WBPP_9S (L=4620)	1	52001-	
41	558-4737100	HOSE SBPP_9S (L= 1400)	1	52001-	
48	22031-45350	O-RING BOSS FEMALE CONNECTOR	1	52001-	
49	22031-44560	O-RING PORT MALE CONNECTOR	1	52001-	
50	S578J3248000	ACCUMULATOR	1	52001-	
57	22611-11230	MALE 45° ELBOW WITH PLATE	1	52001-	
62	586-4841700	HOSE SOP (L=660)	1	52001-	
63	586-4841800	HOSE TRMD (L=750)	1	52001-	
64	585-4712100	HOSE MCT (L=590)	1	52001-	
65	585-4712200	HOSE MDT (L=730)	1	52001-	
66	28801-51010	CLIP	1	52001-	





INDEX	PART NO.	DESCRIPTION	Q'TY	SERIAL NO.	REMARKS
-	558-2231400	HOSE ASS'Y - A	1	52001-	
27A	22714-E3269	·HOSE SL (L=2800)	1	52001-	
27B	22714-E3236	·HOSE TS (L=2360)	1	52001-	
27C	22714-83234	·HOSE WHU (L=2340)	1	52001-	
27D	22714-83232	·HOSE WLU (L=2320)	1	52001-	
27E	22714-83231	·HOSE DD (L=2310)	1	52001-	
27F	22714-A3183	·HOSE RSOR (L=1830)	1	52001-	
27G	33714-A3224	·HOSE LSOR (L=2160)	1	52001-	
27H	28888-B5145	·SPIRAL TUBE, NOMINAL SIZE 25	1	52001-	
-	558-2231500	HOSE ASS'Y - B	1	52001-	
28A	22714-E3228	·HOSE SR (L=2280)	1	52001-	
28B	22714-83198	·HOSE WD (L=1980)	1	52001-	
28C	22714-83179	·HOSE TL (L=1790)	1	52001-	
28D	22714-83192	·HOSE DU (L=1920)	1	52001-	
28E	22714-A3179	·HOSE LSOF (L=1790)	1	52001-	
28F	22714-A3151	·HOSE RSOF (L=1510)	1	52001-	
28G	28888-B5104	·SPIRAL TUBE, NOMINAL SIZE 25	1	52001-	

CC985S-2  
FIG.29-13-01



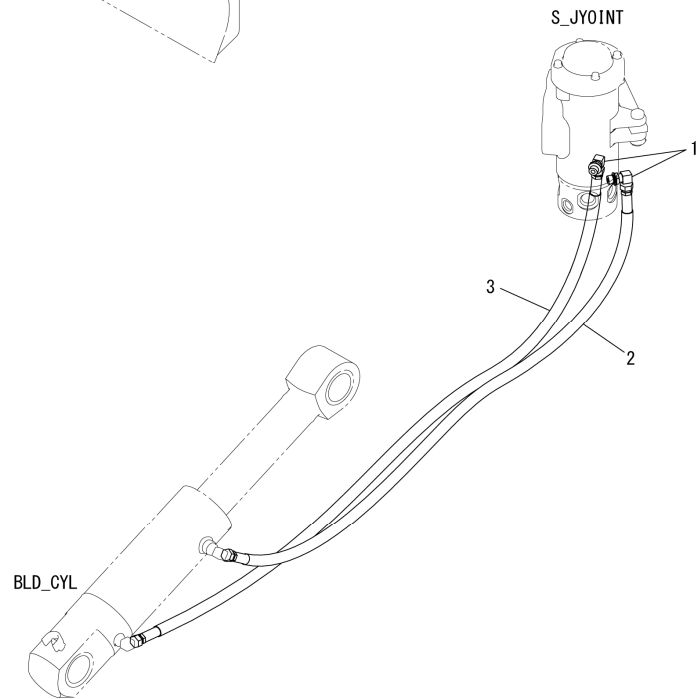
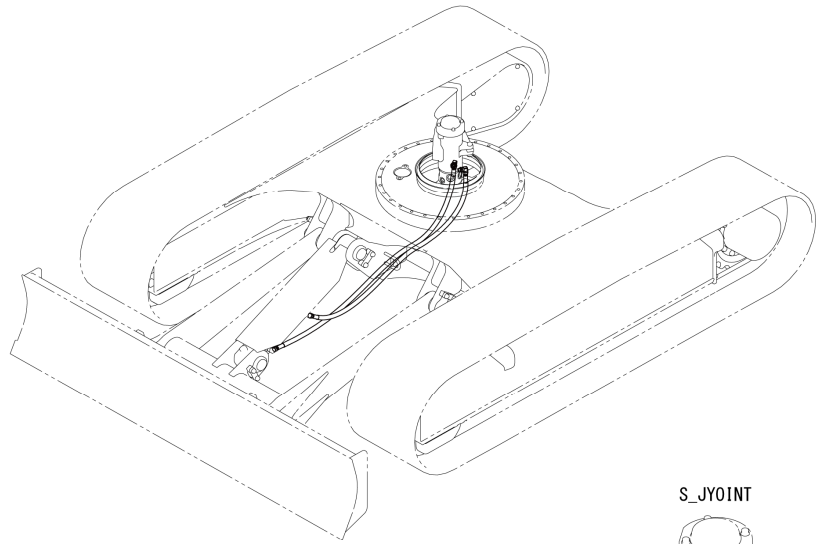
SAP09210

CC985S-2  
BLADE LINE ASS'Y (TRACK FRAME SIDE) (STANDARD SPEC.)

INDEX	PART NO.	DESCRIPTION	Q'TY	SERIAL NO.	REMARKS
1	22611-11150	ELBOW	2	52001-	
2	559-4830600	HOSE BLDU_9S (L=1350)	1	52001-	
3	559-4830700	HOSE BLDD_9S (L=1580)	1	52001-	
4	22611-12850	PLUG	2	52001-	
5	28911-10200	CABLE TIE	3	52001-	

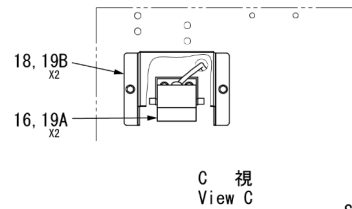
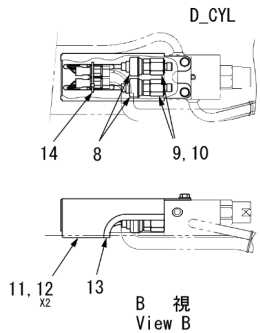
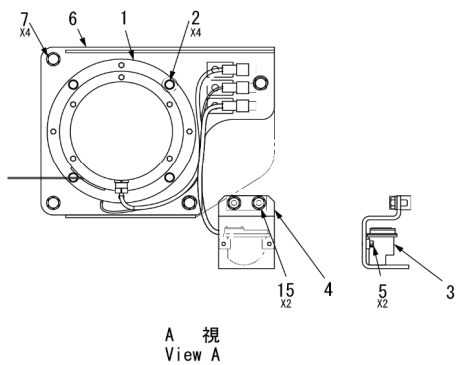
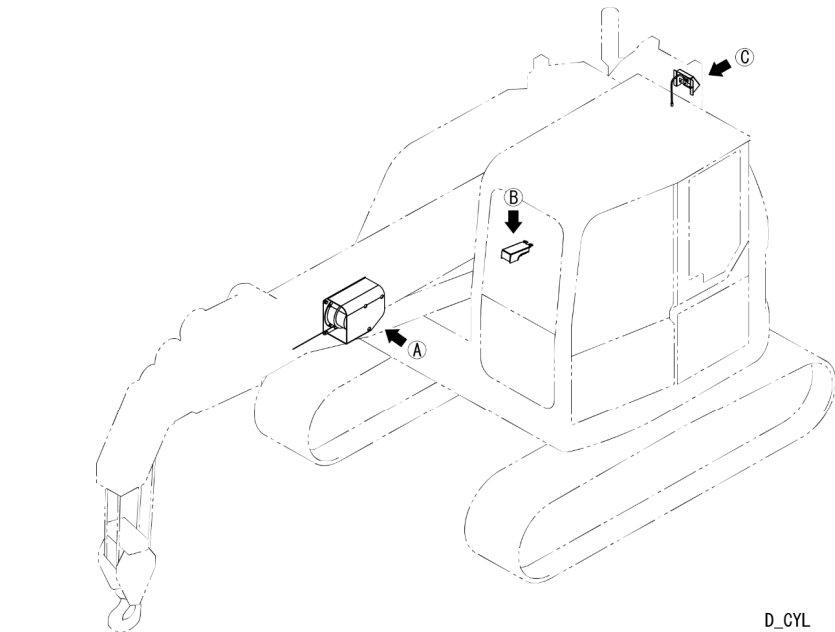
CC985S-2  
FIG.29-13-02

CC985S-2  
BLADE LINE ASS'Y (TRACK FRAME SIDE) (BLADE SPEC.)



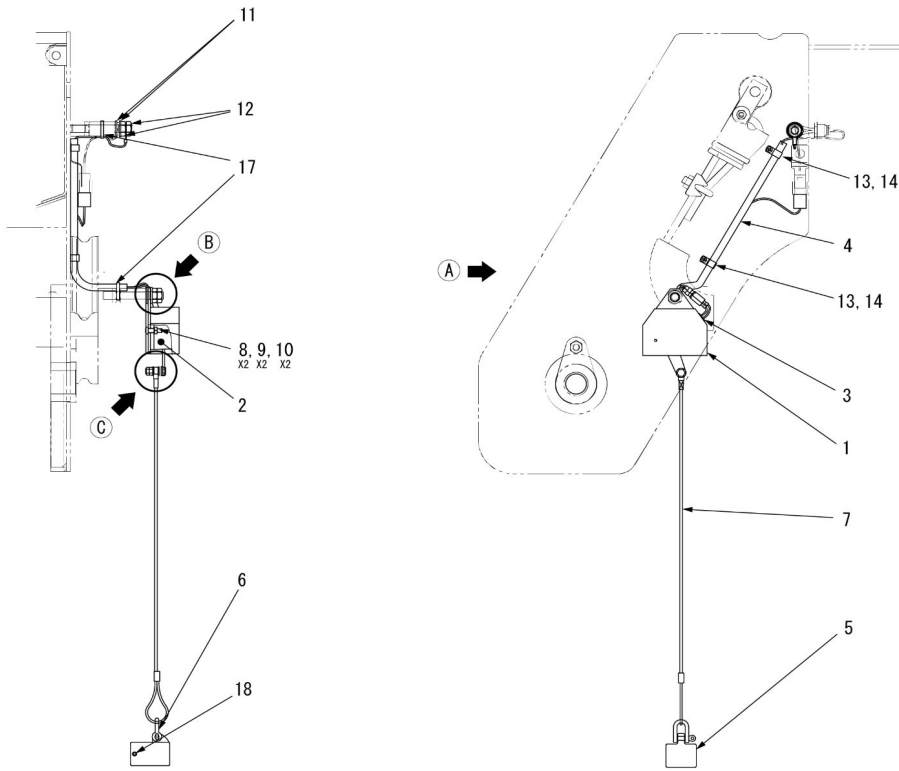
SAP09220

INDEX	PART NO.	DESCRIPTION	Q'TY	SERIAL NO.	REMARKS
1	22611-11150	ELBOW	2	52001-	
2	559-4830600	HOSE BLDU_9S (L=1350)	1	52001-	
3	559-4830700	HOSE BLDD_9S (L=1580)	1	52001-	

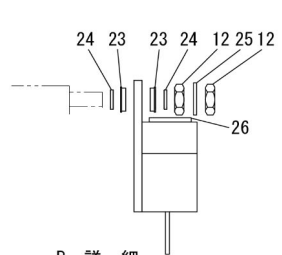


SAP08940

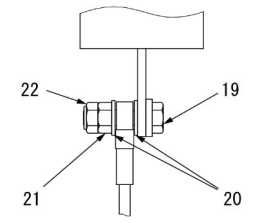
INDEX	PART NO.	DESCRIPTION	Q'TY	SERIAL NO.	REMARKS
1	S584M2241000	LENGTH SENSOR	1	52001-	
2	01024-80816	SEMS BOLT (M8X16)	4	52001-	
3	S556-M154100	ANGLE SENSOR	1	52001-	
4	578-4670600	ANGLE SENSOR BRACKET	1	52001-	
5	21075M06012	BOLT (M6X12)	2	52001-	
6	541-3479200	BRACKET	1	52001-	
7	01024-81020	SEMS BOLT (M10X20)	4	52001-	
8	S584M2465000	PRESSURE TRANSMITTER	2	52001-	
9	584-4585100	ADAPTER (G1/4→G3/8)	2	52001-	
10	26210-20110	O-RING	2	52001-	
11	556-3441500	PRESSURE TRANSMITTER COVER	1	52001-	
12	01024-80816	SEMS BOLT (M8X16)	2	52001-	
13	27810-37010	TRIM	1	52001-	
14	28911-10200	CABLE TIE	1	52001-	
15	01024-81020	SEMS BOLT (M10X20)	2	52001-	
16	S585L3318002	REAR VIEW CAMERA	1	52001-	
18	558-3554200	REAR VIEW CAMERA COVER	1	52001-	
19A	01024-80612	SEMS BOLT (M6X12)	2	52001-	
19B	01024-80612	SEMS BOLT (M6X12)	2	52001-	



A 視  
View A



B 詳細  
Detail B



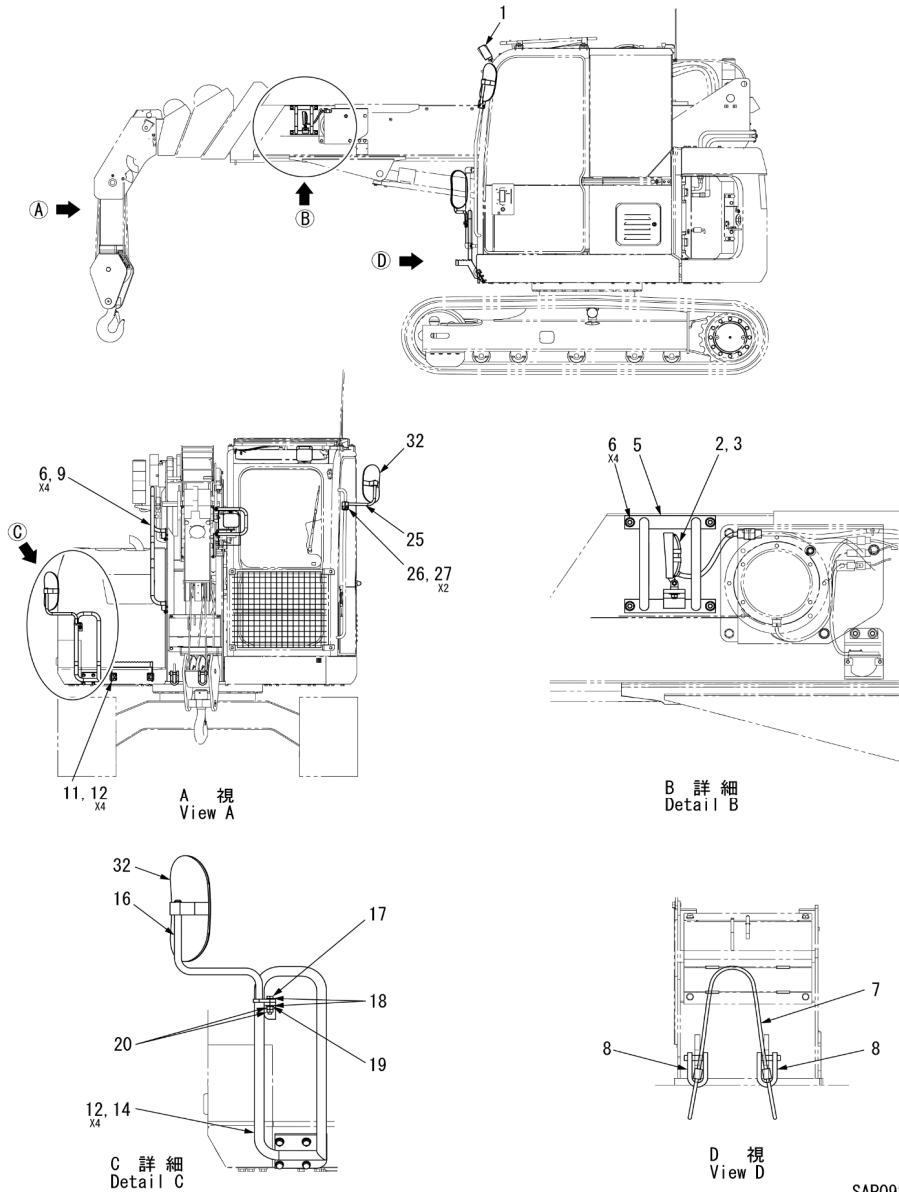
C 詳細  
Detail C

SAP08950

INDEX	PART NO.	DESCRIPTION	Q'TY	SERIAL NO.	REMARKS
1	558-4775400	CASE	1	52001-	
2	S551-4041200	DETECTOR	1	52001-	
3	N8711-27900	GROMMET	1	52001-	
4	578-4679800	OVERWINDING DETECTOR RELAY HARNESS	1	52001-	
5	551-4036900	PROTECT WEIGHT	1	52001-	
6	N7061-06000	SHACKLE	1	52001-	
7	585-4732700	PROTECTIVE WIRE ROPE (L=525)	1	52001-	
8	21854M06020	SCREW (M6X20)	2	52001-	
9	21211M06510	NUT (M6)	2	52001-	
10	21721M06011	SPRING WASHER (M6)	2	52001-	
11	21741M12006	PLAIN WASHER (M12)	2	52001-	
12	21211M12530	NUT (M12)	4	52001-	
13	28811-03060	NYLON CLIP	2	52001-	
14	21831MA0410	SCREW WITH WASHER (M4X10)	2	52001-	
17	N8911-10150	CABLE TIE	2	52001-	
18	21520-60040	SPRING PIN (φ6X40)	1	52001-	
19	01024-80625	SEMS BOLT (M6X25)	1	52001-	
20	21741M06006	PLAIN WASHER (M6)	2	52001-	
21	21211M06510	NUT (M6)	1	52001-	
22	21221-00611	U-NUT (M6)	1	52001-	
23	558-4775800	BEARING	2	52001-	
24	558-4775500	COLLAR	2	52001-	
25	585-4851300	STOPPER	1	52001-	
26	585-4851400	RUBBER SEAT	1	52001-	

CC985S-2  
FIG.33-01-01

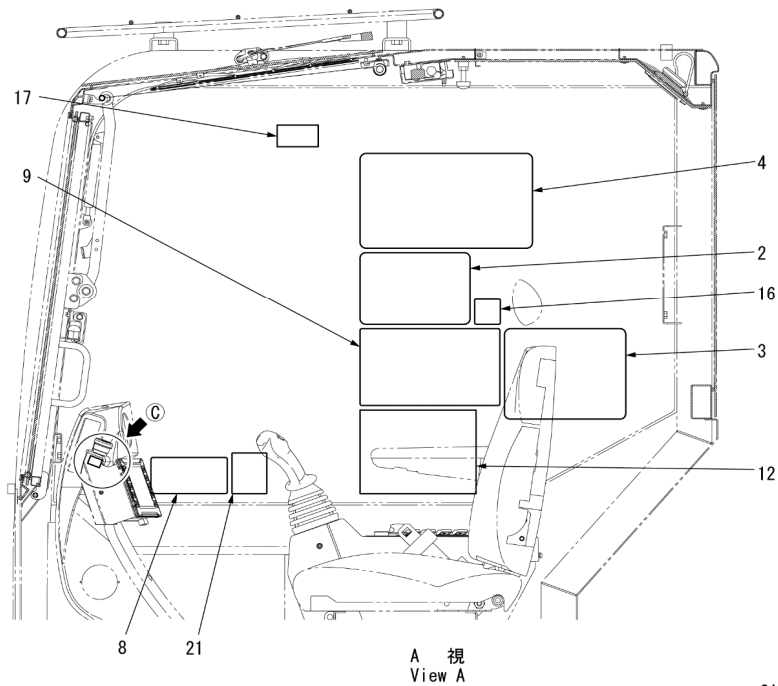
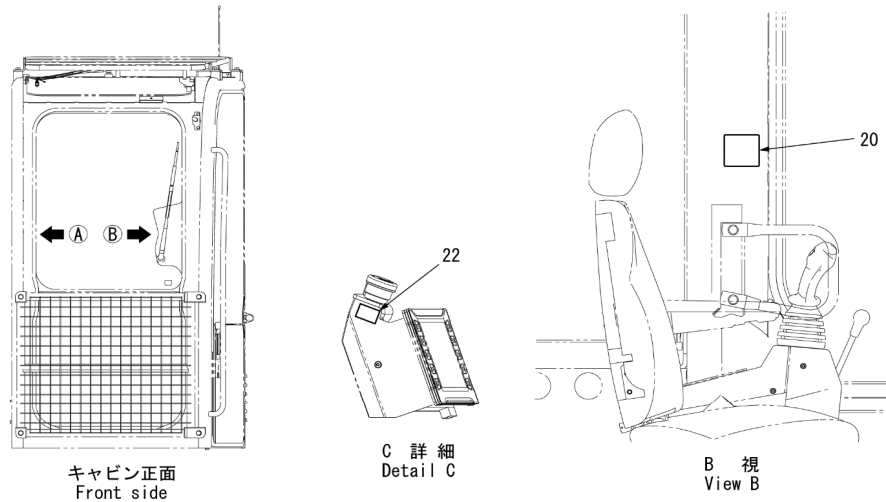
CC985S-2  
EXTERIOR EQUIPMENT ASS'Y



INDEX	PART NO.	DESCRIPTION	Q'TY	SERIAL NO.	REMARKS
1	585-4678800	LIGHT ASS'Y	1	52001-	
2	S585M3922000	LED LIGHT	1	52001-	
3	21742-08315	WASHER (M8)	1	52001-	
5	585-3525800	LIGHT BRACKET	1	52001-	
6	01024-81020	SEMS BOLT (M10X20)	8	52001-	
7	541-4612100	WIRE ROPE (L=1000)	1	52001-	
8	27077M01400	SHACKLE	2	52001-	
9	557-2203700	HANDRAIL	1	52001-	
11	557-3445600	STEP	1	52001-	
12	01024-81025	SEMS BOLT (M10X25)	8	52001-	
14	558-2234800	RIGHT STAY 1	1	52001-	
16	585-3542300	RIGHT STAY 2	1	52001-	
17	21015M10045	BOLT (M10X45)	1	52001-	
18	21741M10006	PLAIN WASHER (M10)	2	52001-	
19	21721M10010	SPRING WASHER (M10)	1	52001-	
20	21211M10510	NUT (M10)	2	52001-	
25	558-4704800	MIRROR MOUNTING SUPPORT	1	52001-	
26	558-4704900	MIRROR MOUNTING CLAMP	1	52001-	
27	21075M10025	BOLT (M10X25)	2	52001-	
32	S585W3463000	MIRROR	2	52001-	

SAP09230

CC985S-2  
FIG.34-01-01



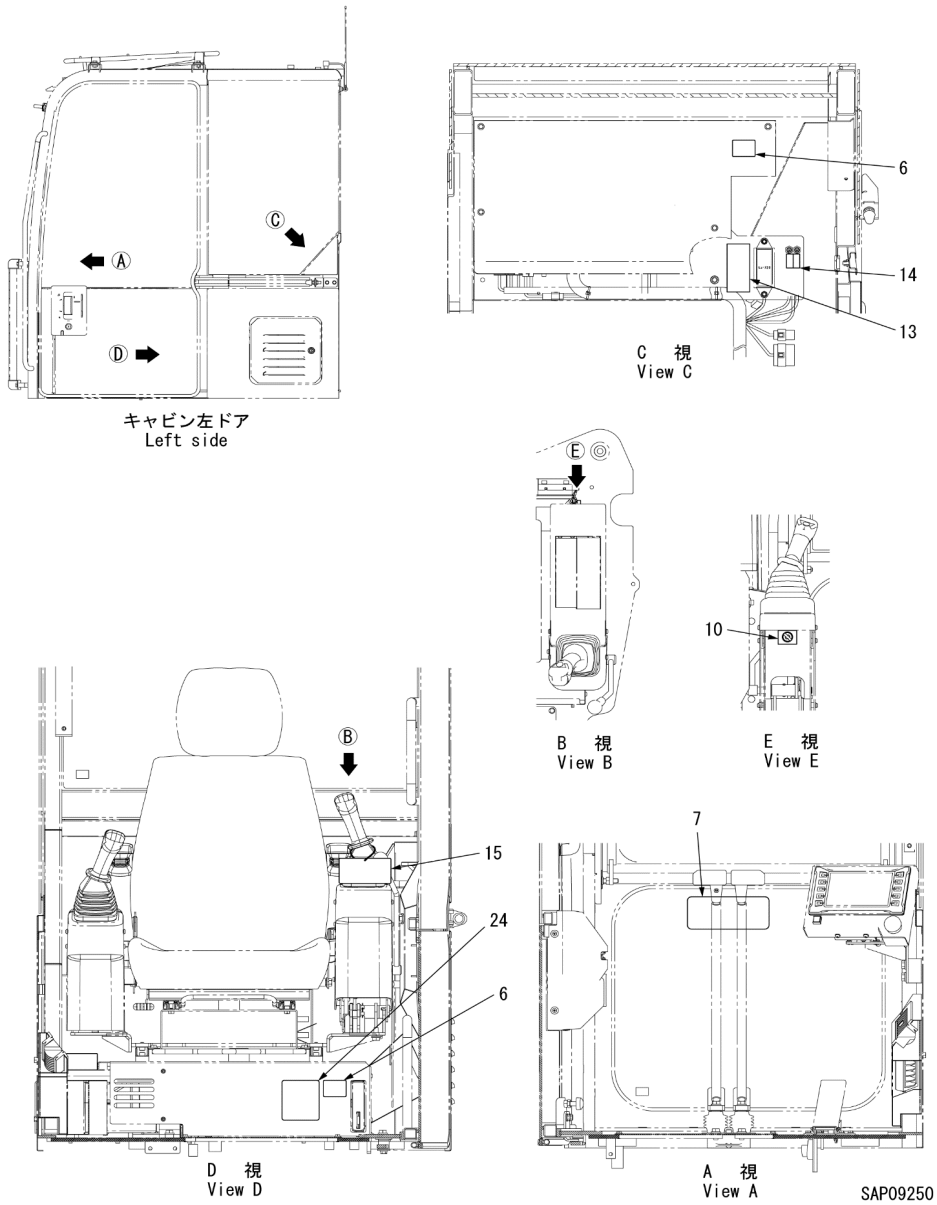
SAP09240

CC985S-2  
NAME PLATE ASS'Y (IN CABIN) (1/2)

INDEX	PART NO.	DESCRIPTION	Q'TY	SERIAL NO.	REMARKS
2	557-3494500	SAFE OPERATION N.P.	1	52001-	
3	558-3567700	LUBRICATION CHART N.P.	1	52001-	
4	558-2276700	WORKING RANGE DIAGRAM N.P.	1	52001-	
8	585-3555500	SLING NUMBER CHANGE WARNING LABEL	1	52001-	
9	585-2237000	MOMENT LIMITER N.P.	1	52001-	
12	584-3469700	WARNING N.P.	1	52001-	
16	585-4739300	WINDOW BREAKAGE REPAIR N.P. (WARNING)	1	52001-	
17	CL000160010	FRONT WINDOW LOCK N.P.	1	52001-	
20	585-4738400	SAFETY PLATE (WHEN THE WINDOW IS OPEN)	1	52001-	
21	584-4588100	CAUTIONS IN SLEWING AND REVERSING N.P.	1	52001-	
22	350-4433200	EMERGENCY STOP N.P.	1	52001-	

CC985S-2  
FIG.34-01-02

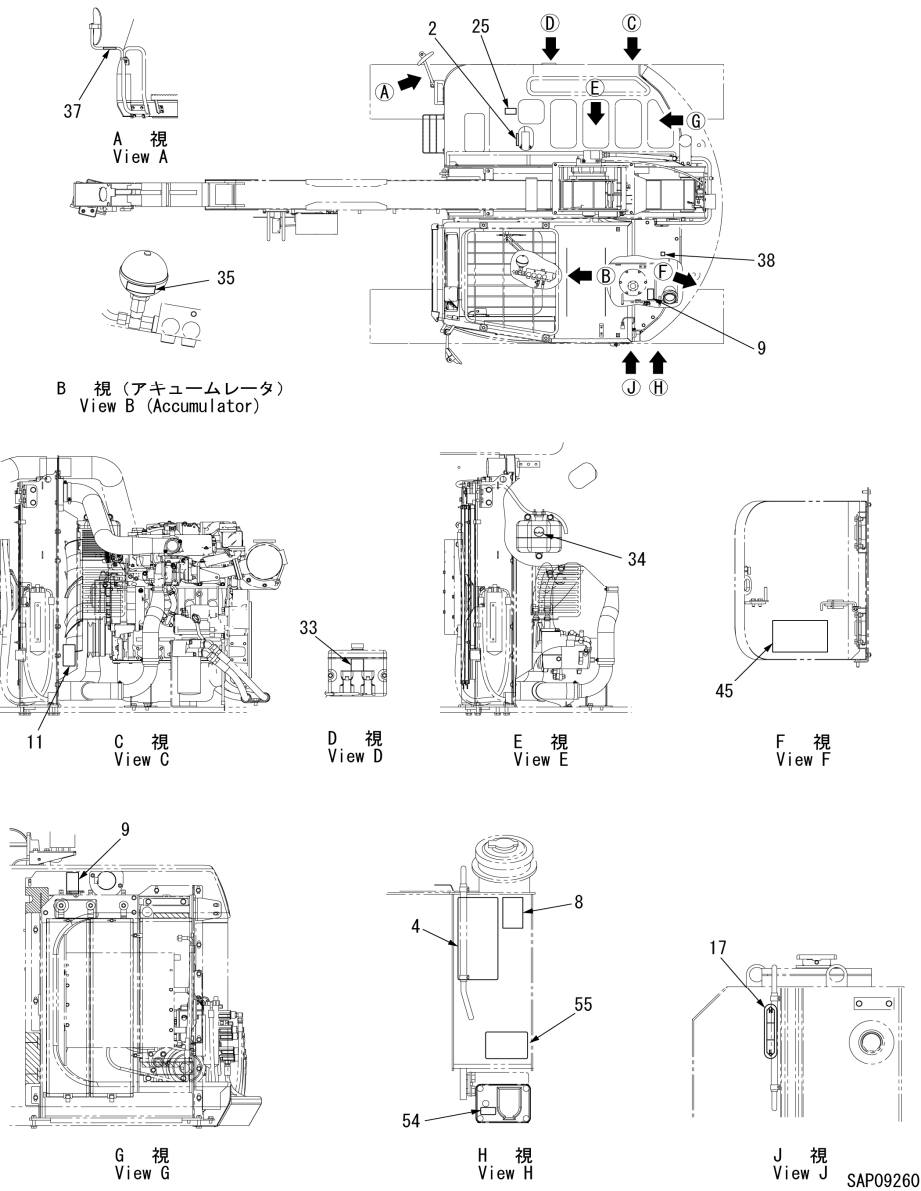
CC985S-2  
NAME PLATE ASS'Y (IN CABIN) (2/2)



INDEX	PART NO.	DESCRIPTION	Q'TY	SERIAL NO.	REMARKS
6	300-4213900	NO WATER WASHING N.P.	2	52001-	
7	585-3555400	LEVER PATTERN N.P.	1	52001-	
10	585-4738000	MAINTENANCE SWITCH N.P.	1	52001-	
13	585-4738100	FUSE N.P.	1	52001-	
14	585-4738200	SLEWING PARKING BRAKE CANCELING, EMERGENCY PUMP CANCELING	1	52001-	
15	585-4738300	OPERATION PROHIBITING TAG	1	52001-	
24	556-4560000	NOISE DECAL	1	52001-	
-	559-1340400	IN CABIN NAME PLATE SET	1	52001-	



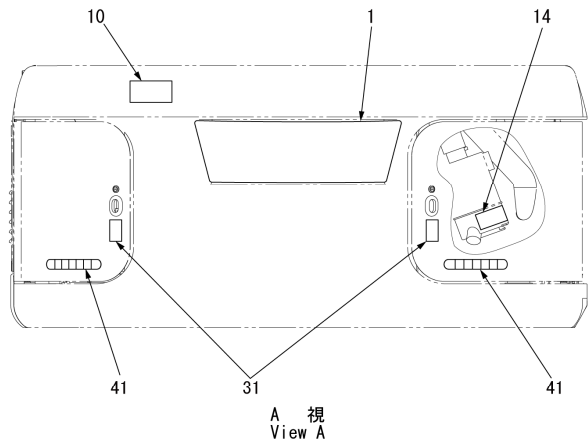
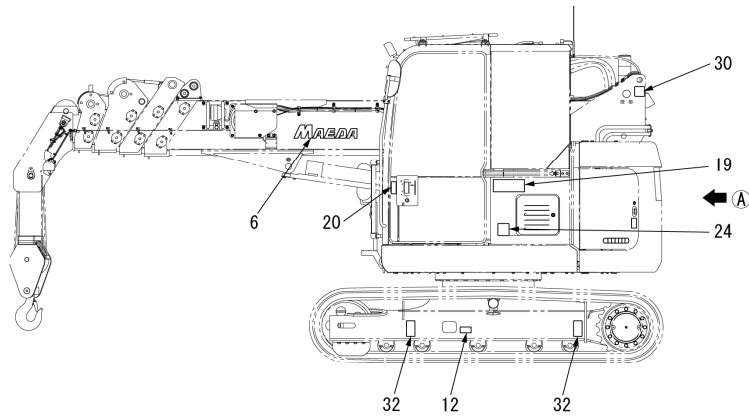
CC985S-2  
FIG.34-02-01



CC985S-2  
NAME PLATE ASS'Y (EXTERNAL BODY) (1/3)

INDEX	PART NO.	DESCRIPTION	Q'TY	SERIAL NO.	REMARKS
2	349-4427800	LABEL (MUFFLER)	1	52001-	
4	585-3542900	FUEL TANK LABEL N.P.	1	52001-	
8	585-4738600	LIGHT OIL N.P.	1	52001-	
9	CL000170000	RISK OF BURNS/DO NOT OPEN N.P.	2	52001-	
11	CL000080000	CAUTION AGAINST GETTING ENTANGLED/STOP RUNNING ENGINE DURING SERVICE N.P.	1	52001-	
17	551-40385	OIL LEVEL N.P.	1	52001-	
25	CL000210000	SAFETY PLATE (FENDER, HOOD)	1	52001-	
33	585-4714000	WASHER TANK N.P.	1	52001-	
34	585-4714900	RADIATOR RESERVE TANK N.P.	1	52001-	
35	CL000220030	WARNINGS FOR THE ACCUMULATOR	1	52001-	
37	557-4632500	DO NOT HOLD N.P.	1	52001-	
38	584-4581700	DO NOT STEP ON N.P.	1	52001-	
45	559-3645900	HOISTING/FIXING MACHINE N.P.	1	52001-	
54	585-4739100	OVERRIDE UNIT N.P.	1	52001-	
55	585-4739200	OVERRIDE SWITCH N.P.(HAZARD)	1	52001-	

CC985S-2  
FIG.34-02-02

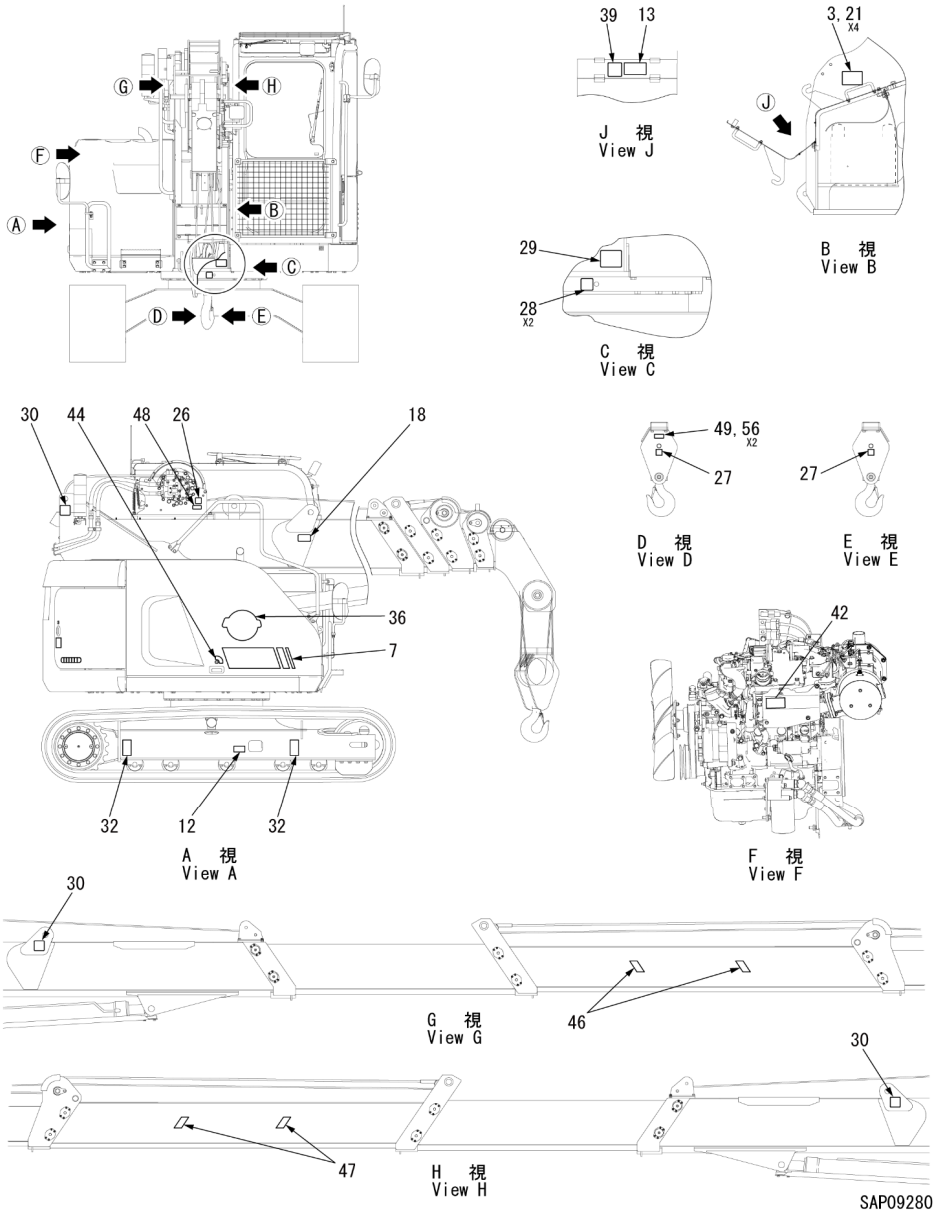


SAP09270

CC985S-2  
NAME PLATE ASS'Y (EXTERNAL BODY) (2/3)

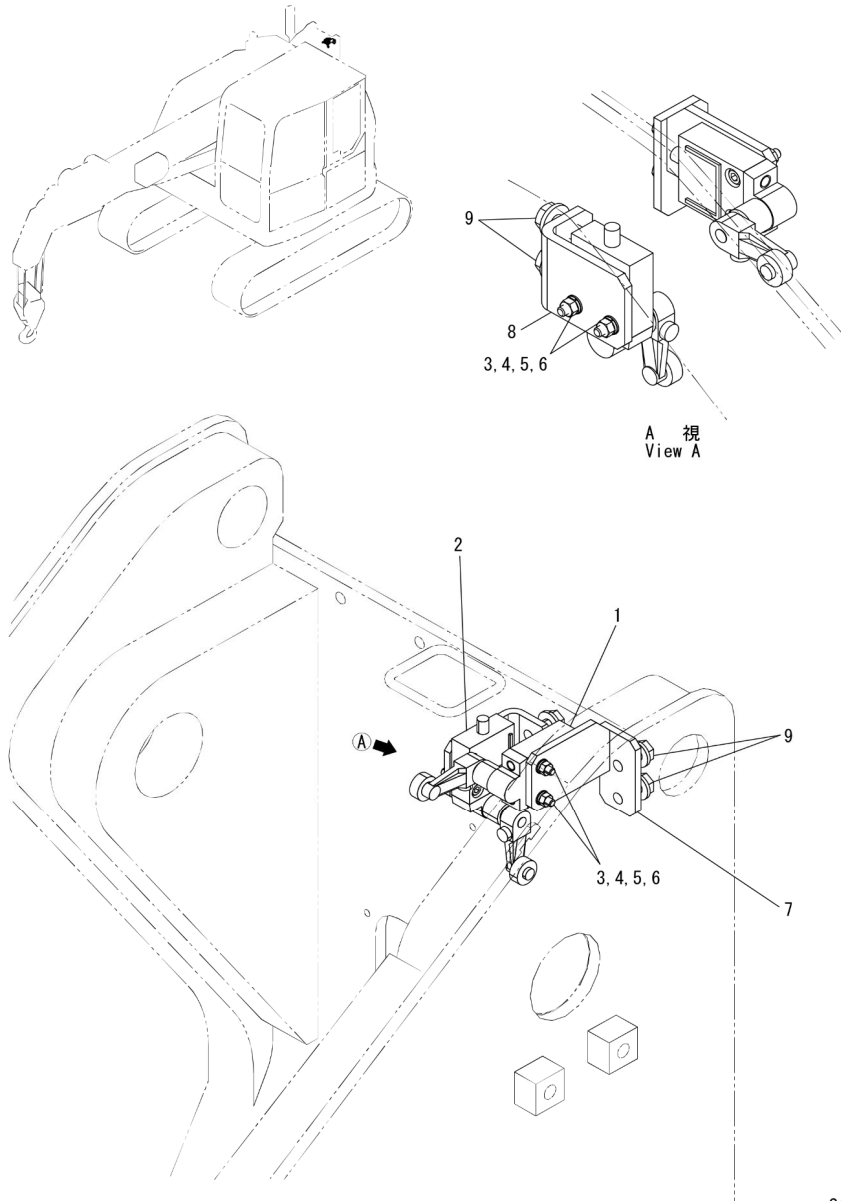
INDEX	PART NO.	DESCRIPTION	Q'TY	SERIAL NO.	REMARKS
1	585-2276600	MAEDA LOGO N.P. (WEIGHT)	1	52001-	
6	558-3645000	MAEDA LOGO N.P.	1	52001-	
10	CL000180013	CAUTION AGAINST GETTING CAUGHT/DO NOT STEP IN THE SLEWING AREA N.P.	1	52001-	
12	CL000190010	CAUTION FOR PLUG POPPING OUT/READ THE INSTRUCTION MANUAL N.P.	1	52001-	
14	585-4738700	AIR CLEANER (CAUTION)	1	52001-	
19	559-3646100	MODEL NAME N.P. (CABIN)	1	52001-	
20	585-4730300	REFLECTOR (CABIN)	1	52001-	
24	103-4558800	NOISE DECAL (EXTERNAL BODY)	1	52001-	
30	585-4714800	MACHINE HOISTING POSITION INDICATION MARK	1	52001-	
31	CL000240110	CAUTION PLATE (PRESSURE WASH)	2	52001-	
32	559-4857300	NAME PLATE (FIXING POSITION INDICATION)	2	52001-	
41	585-4714300	REAR REFLECTOR	2	52001-	

CC985S-2  
FIG.34-02-03



CC985S-2		CC985S-2			
FIG.34-02-03		NAME PLATE ASS'Y (EXTERNAL BODY) (3/3)			
INDEX	PART NO.	DESCRIPTION	Q'TY	SERIAL NO.	REMARKS
3	559-4845800	ALUMINUM PLATE WITH MACHINE NUMBER	1	52001-	
7	559-3646000	MODEL NAME N.P. (MACHINERY)	1	52001-	
12	CL000190010	CAUTION FOR PLUG POPPING OUT/READ THE INSTRUCTION MANUAL N.P.	1	52001-	
13	CL000200010	RISK OF ELECTRIC SHOCK/READ THE INSTRUCTION MANUAL N.P.	1	52001-	
18	584-3437800	WARNING/BODY HOISTING N.P.	1	52001-	
21	21861-40641	RIVET	4	52001-	
26	553-4267500	CAUTION AGAINST GETTING ENTANGLED (WINCH)	1	52001-	
27	553-4267400	CAUTION AGAINST GETTING ENTANGLED (HOOK BLOCK)	2	52001-	
28	553-4268000	WARNING N.P.	2	52001-	
29	559-4853900	MACHINE MASS N.P.	1	52001-	
30	585-4714800	MACHINE HOISTING POSITION INDICATION MARK	3	52001-	
32	559-4857300	NAME PLATE (FIXING POSITION INDICATION)	2	52001-	
36	106-4725800	MAEDA LOGO N.P.	1	52001-	
39	585-4739000	DISCONNECT SW WARNING N.P.	1	52001-	
42	586-4853800	RISK OF BURNS/DO NOT TOUCH N.P.	1	52001-	
44	585-4737500	MACHINERY LOCK N.P.	1	52001-	
46	551-40386	BOOM LENGTH DISPLAY N.P. (R)	2	52001-	
47	551-40387	BOOM LENGTH DISPLAY N.P. (L)	2	52001-	
48	553-3183700	WIRE CE N.P.	1	52001-	
49	585-4762600	HOOK CE PLATE	1	52001-	
56	21861-30641	RIVET	2	52001-	
-	559-1344700	EXTERNAL BODY NAME PLATE SET	1	52001-	

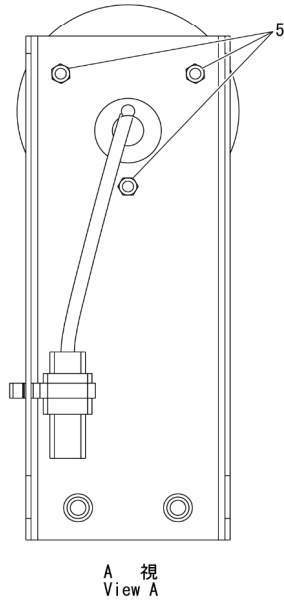
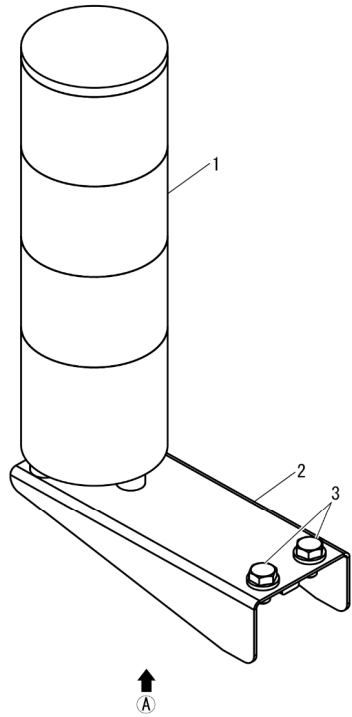
SAP09280



SAP08960

INDEX	PART NO.	DESCRIPTION	Q'TY	SERIAL NO.	REMARKS
1	558-4703600	BOOM RAISING LIMIT SWITCH	1	52001-	
2	558-4703700	BOOM LOWERING LIMIT SWITCH	1	52001-	
3	21079M05025	SCREW (M5X25)	4	52001-	
4	21711M05002	SPRING WASHER (M5)	4	52001-	
5	21741M05002	PLAIN WASHER (M5)	4	52001-	
6	21211M05210	NUT (M5)	4	52001-	
7	553-4215500	RAISING LIMIT SW BRACKET	1	52001-	
8	553-4215600	LOWERING LIMIT SWITCH BRACKET	1	52001-	
9	01024-80820	SEMS BOLT (M8X20)	4	52001-	

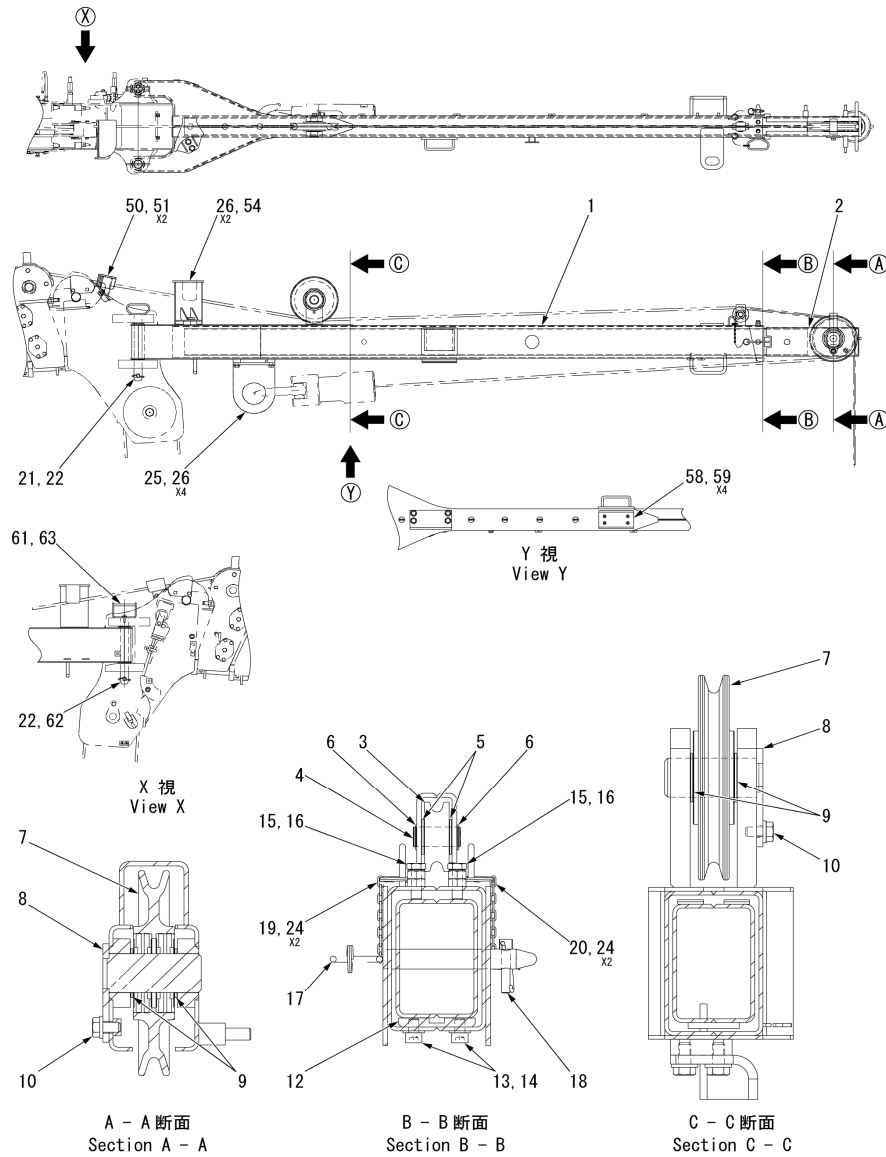
INDEX	PART NO.	DESCRIPTION	Q'TY	SERIAL NO.	REMARKS
1	S584M2339001	WORKING STATUS LAMP ASS'Y	1	52001-	
2	557-3445400	WORKING STATUS LAMP BRACKET	1	52001-	
3	01024-81020	SEMS BOLT (M10X20)	2	52001-	
5	21211-00511	U-NUT (M5)	3	52001-	



SAP08870

CC985S-2  
FIG.51-01-01

CC985S-2  
FLY-JIB ASS'Y (1/3)

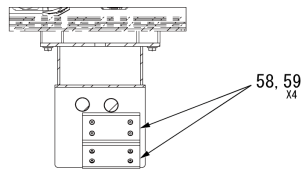
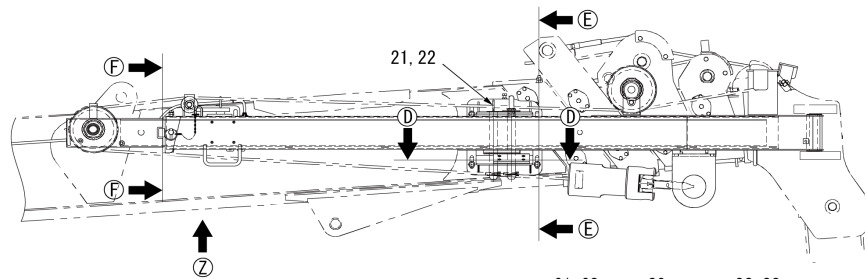
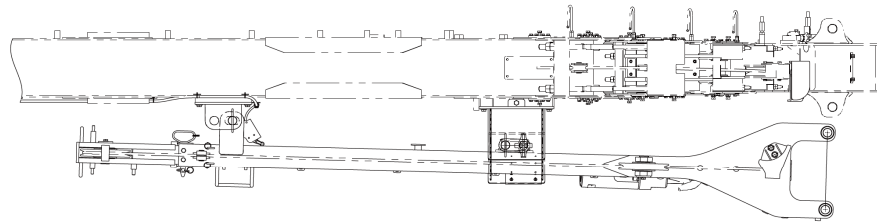


INDEX	PART NO.	DESCRIPTION	Q'TY	SERIAL NO.	REMARKS
1	558-1282000	No.1 FLY-JIB	1	52001-	
2	558-1282100	No.2 FLY-JIB	1	52001-	
3	556-4625600	GUIDE ROLLER	1	52001-	
4	558-4750500	GUIDE ROLLER PIN	1	52001-	
5	552-4136000	GUIDE ROLLER COLLAR	2	52001-	
6	21911-02002	SNAP RING	2	52001-	
7	556-3437000	SHEAVE ASS'Y	2	52001-	
8	558-4750600	SHEAVE PIN(S)	2	52001-	
9	552-4136200	SHEAVE COLLAR(S)	4	52001-	
10	01024-81020	SEMS BOLT (M10X20)	2	52001-	
12	552-4136500	STOPPER	1	52001-	
13	21079M10014	SOCKET HEAD BOLT (M10X14)	2	52001-	
14	21721M10011	SPRING WASHER (M10)	2	52001-	
15	21015M10030	BOLT (M10X30)	2	52001-	
16	21211M10510	NUT (M10)	2	52001-	
17	556-4566600	POSITION PIN(φ20X150)	1	52001-	
18	21570-08045	LINCH PIN	1	52001-	
19	27931-04020	CHAIN (L=200)	1	52001-	
20	27931-04013	CHAIN (L=130)	1	52001-	
21	556-4565100	POSITION PIN(φ35X295)	1	52001-	
22	21570-10050	LINCH PIN	3	52001-	
24	315-4175300	RING	4	52001-	
25	556-4578300	HOOK STOWING BRACKET	1	52001-	
26	01024-81225	SEMS BOLT (M12X25)	6	52001-	
50	556-3427500	WIRE GUIDE A	1	52001-	
51	01024-81220	SEMS BOLT (M12X20)	2	52001-	
54	556-3436400	WIRE GUIDE B	1	52001-	
58	585-4739700	SLIDE PLATE	1	52001-	
59	21852M06010	BOLT (M6X10)	4	52001-	
61	558-4756800	POSITION PIN HANDLE	1	52001-	
62	558-4747600	POSITION PIN	1	52001-	
63	01024-80816	SEMS BOLT (M8X16)	2	52001-	

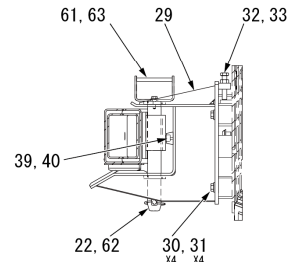
SAP08980

CC985S-2  
FIG.51-01-02

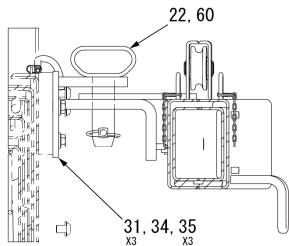
CC985S-2  
FLY-JIB ASS'Y (2/3)



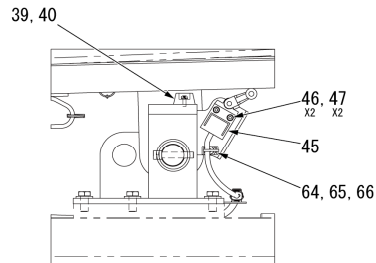
D - D 断面  
Section D - D



E - E 断面  
Section E - E



F - F 断面  
Section F - F

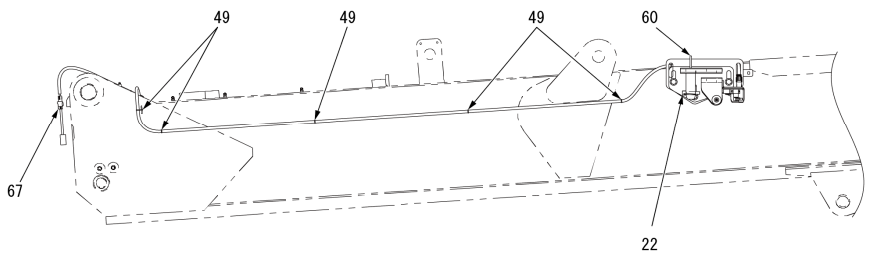
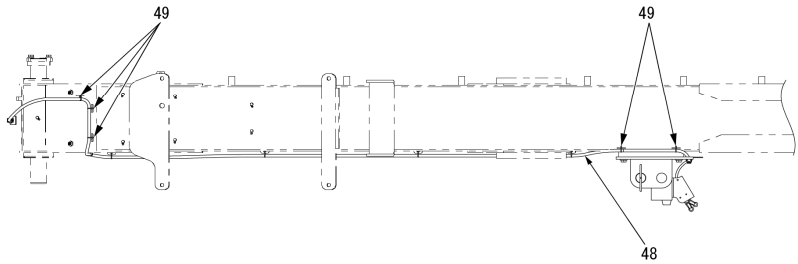


Z 視  
View Z

SAP08990

INDEX	PART NO.	DESCRIPTION	Q'TY	SERIAL NO.	REMARKS
21	556-4565100	POSITION PIN (φ35X295)	1	52001-	
22	21570-10050	LINCH PIN	2	52001-	
29	558-2242500	FLY-JIB BRACKET (A)	1	52001-	
30	21017M12030	BOLT (M12X30)	4	52001-	
31	21702H02601	HIGH TENSION WASHER	7	52001-	
32	21025M12065	BOLT (M12X65)	1	52001-	
33	21211M12510	NUT (M12)	1	52001-	
34	558-3567900	FLY-JIB BRACKET (B)	1	52001-	
35	21017M12025	BOLT (M12X25)	3	52001-	
39	27900-00034	RUBBER FEET	2	52001-	
40	2183AM05014		2	52001-	
45	S556M2317000	LIMIT SWITCH ASS'Y	1	52001-	
46	21075M05016	SOCKET HEAD BOLT (M5X16)	2	52001-	
47	21721-05010	SPRING WASHER (M5)	2	52001-	
58	585-4739700	SLIDE PLATE	2	52001-	
59	21852M06010	BOLT (M6X10)	8	52001-	
60	584-4566800	POSITION PIN(φ35X113)	1	52001-	
61	558-4756800	POSITION PIN HANDLE	1	52001-	
62	558-4747600	POSITION PIN	1	52001-	
63	01024-80816	SEMS BOLT (M8X16)	1	52001-	
64	28821-01041	BAND STAY	1	52001-	
65	21831M06006	SCREW (M6X6)	1	52001-	
66	28911-10150	CABLE TIE	1	52001-	

INDEX	PART NO.	DESCRIPTION	Q'TY	SERIAL NO.	REMARKS
22	21570-10050	LINCH PIN	1	52001-	
48	558-4759700	HARNESS (LIMIT SWITCH)	1	52001-	
49	28911-10100	CABLE TIE	10	52001-	
60	584-4566800	POSITION PIN (φ35X113)	1	52001-	
67	558-4750400	HARNESS (TRANSLATION)	1	52001-	

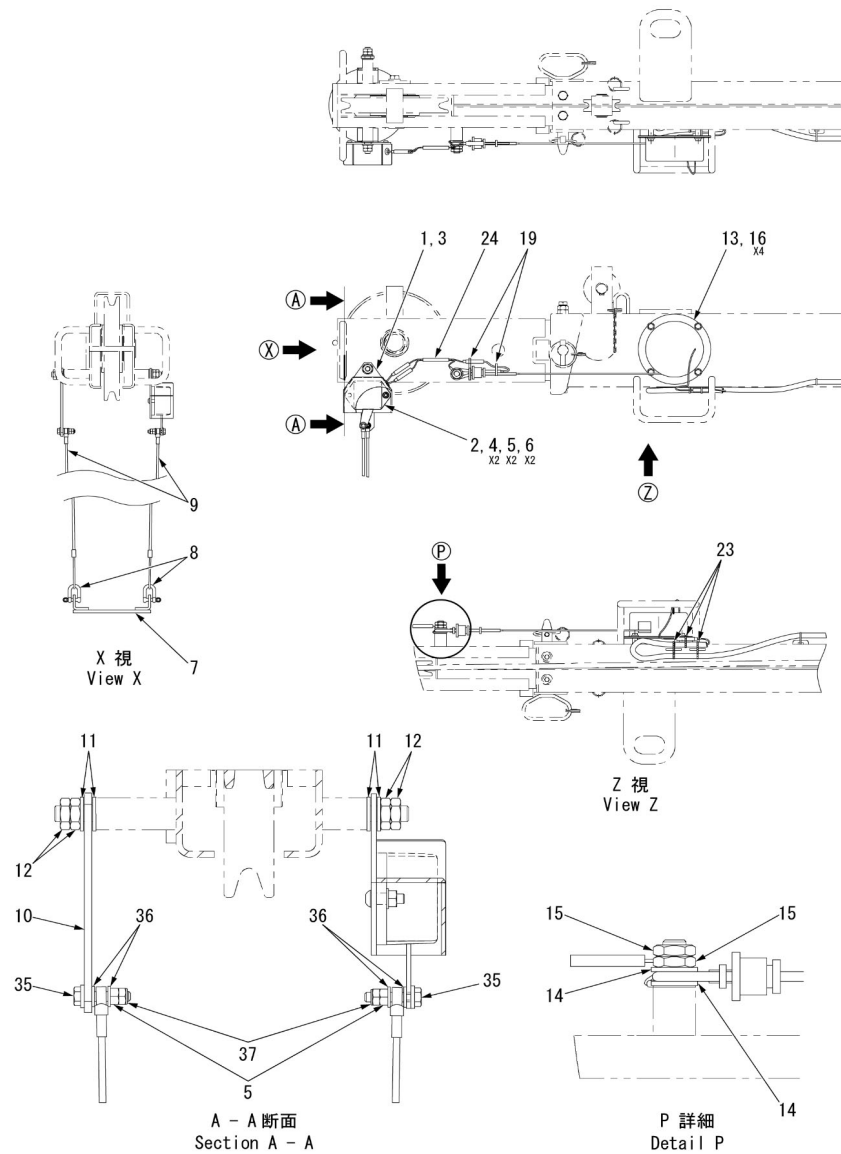


SAP09000



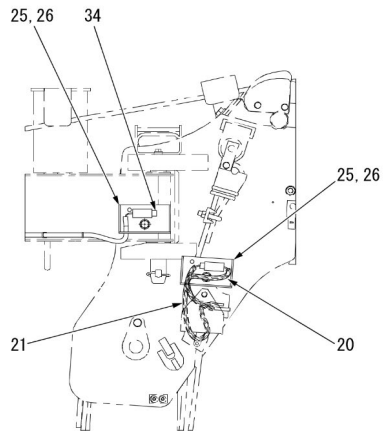
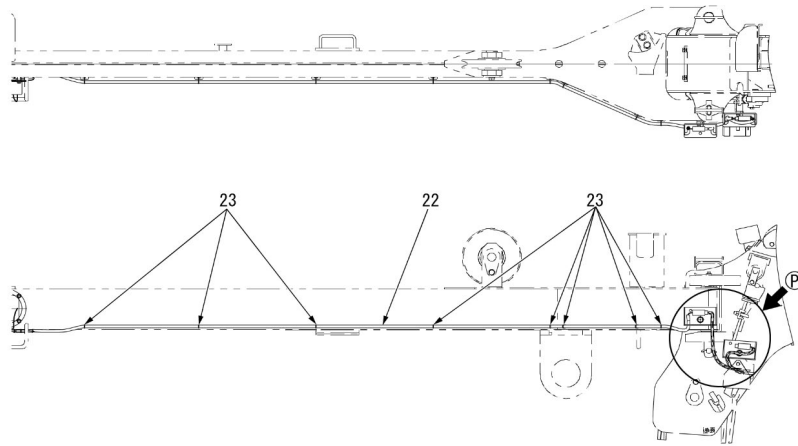
CC985S-2  
FIG.51-02-01

CC985S-2  
FLY-JIB OVERWINDING DETECTION ASS'Y (1/2)



INDEX	PART NO.	DESCRIPTION	Q'TY	SERIAL NO.	REMARKS
1	551-4036800	CASE	1	52001-	
2	S551-4041200	DETECTOR	1	52001-	
3	28711-27900	GROMMET	1	52001-	
4	21854M06020	BOLT (M6X20)	2	52001-	
5	21211M06510	NUT (M6)	4	52001-	
6	21721M06011	SPRING WASHER (M6)	2	52001-	
7	552-4136900	WEIGHT	1	52001-	
8	N7061-06000	SHACKLE	2	52001-	
9	558-4747700	PROTECTIVE WIRE ROPE (L=1225)	2	52001-	
10	556-4486600	EXTENSION BAR	1	52001-	
11	21741M10006	PLAIN WASHER (M10)	4	52001-	
12	21211M10530	NUT (M10)	4	52001-	
13	S552-L039600	CORD REEL	1	52001-	
14	21741M12006	PLAIN WASHER (M12)	2	52001-	
15	21211M12530	NUT (M12)	2	52001-	
16	01024-80616	SEMS BOLT (M6X16)	4	52001-	
19	28911-10150	CABLE TIE	2	52001-	
23	28911-10100	CABLE TIE	AR	52001-	
24	S556M2321000	TRANSLATION CABLE (D)	1	52001-	
35	01024-80630	SEMS BOLT (M6X30)	2	52001-	
36	21741M06006	PLAIN WASHER (M6)	4	52001-	
37	21211-00611	U-NUT (M6)	2	52001-	

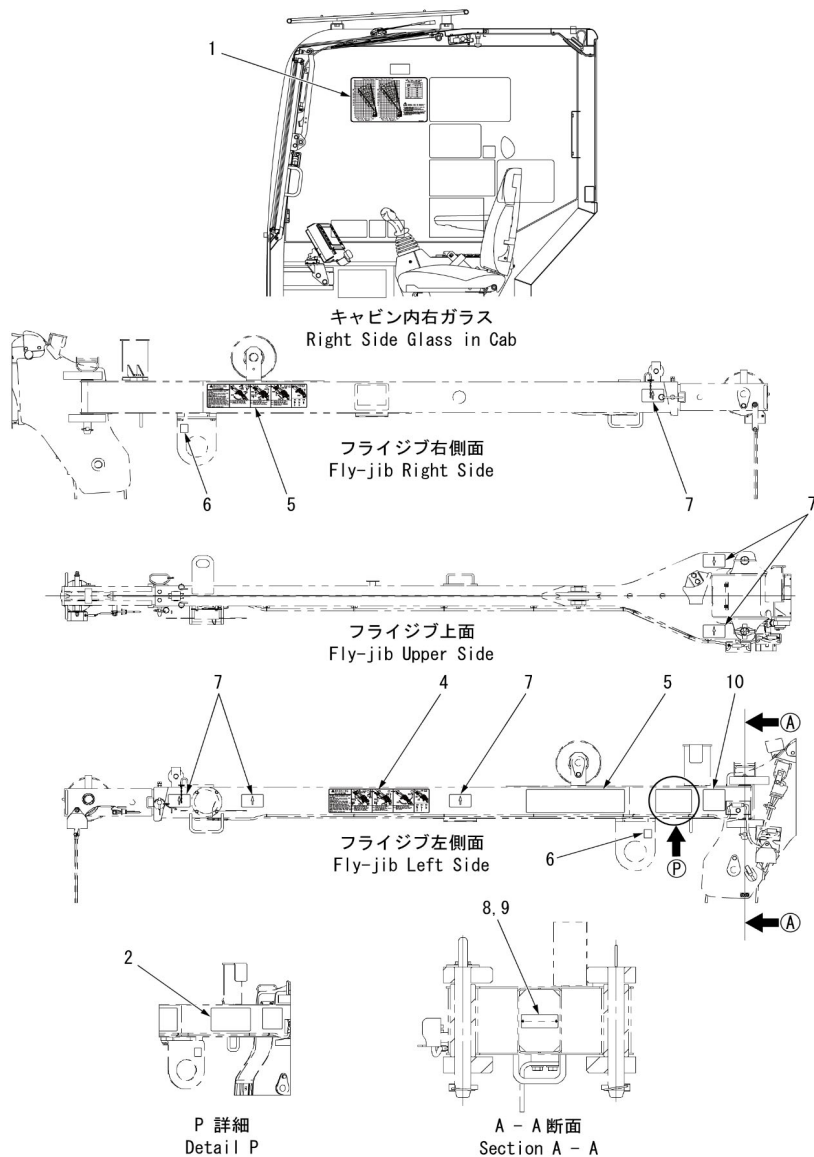
SAP09010



P 詳細  
Detail P  
( フライジブ格納時 )  
( When Fly-jib Stored )

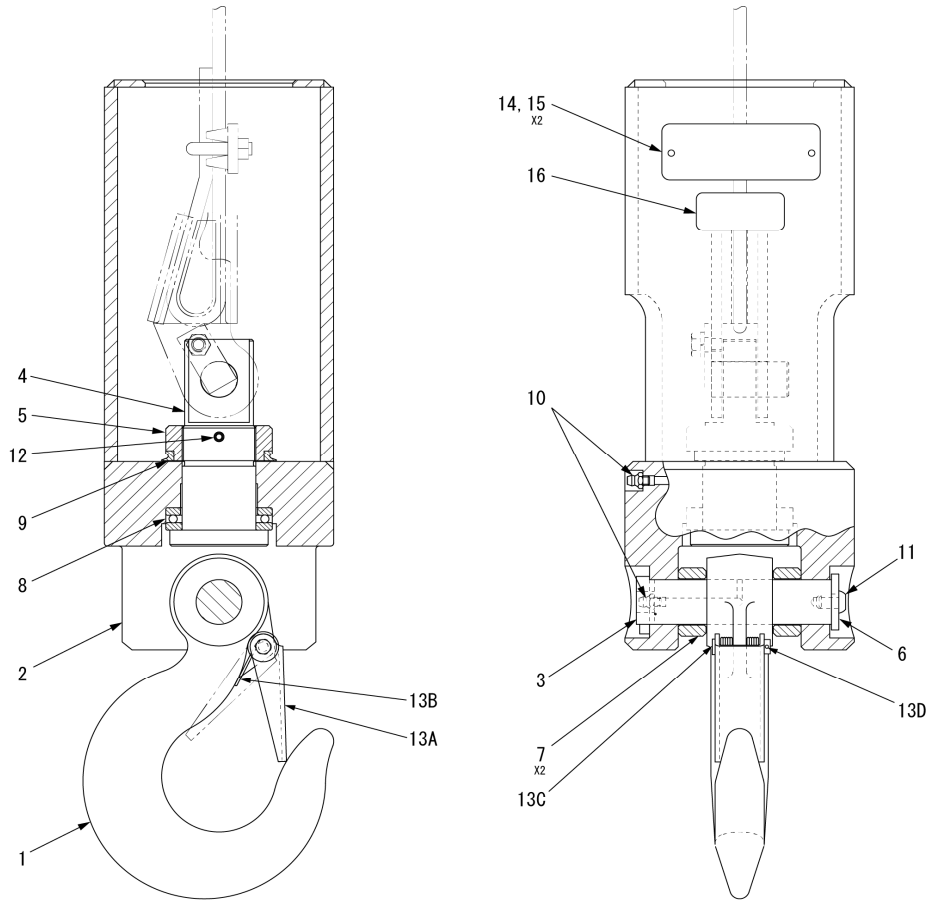
INDEX	PART NO.	DESCRIPTION	Q'TY	SERIAL NO.	REMARKS
20	S556M2318000	TRANSLATION CABLE (A)	1	52001-	
21	S556M2319000	TRANSLATION CABLE (B)	1	52001-	
22	558-4750000	TRANSLATION CABLE (C)	1	52001-	
23	28911-10100	CABLE TIE	AR	52001-	
25	585-3556100	CONNECTOR BASE	2	52001-	
26	01024-81016	SEMS BOLT (M10X16)	2	52001-	
34	S556M2322000	DUMMY CONNECTOR	1	52001-	

SAP09020



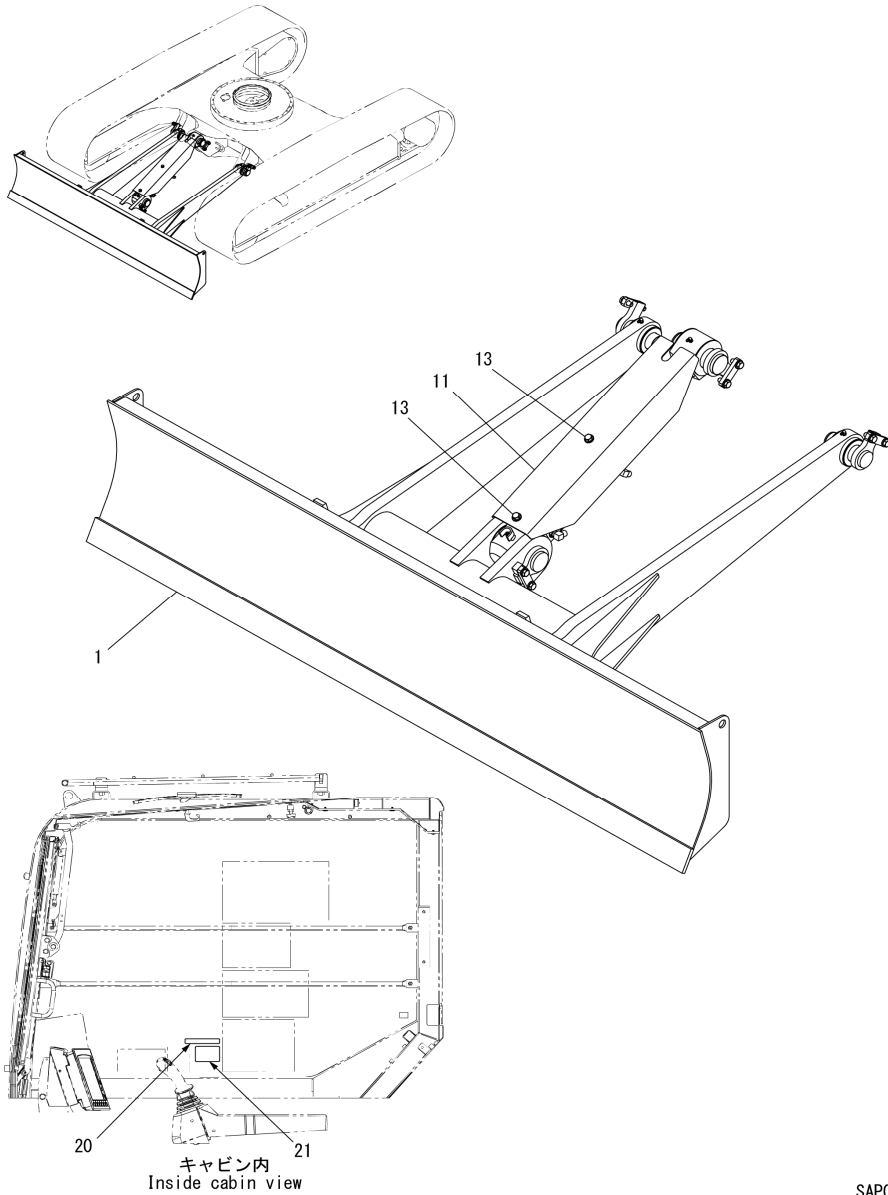
INDEX	PART NO.	DESCRIPTION	Q'TY	SERIAL NO.	REMARKS
1	558-2241900	WORKING RANGE CHART	1	52001-	
2	556-3428500	INSTRUCTION PLATE (WIRING HARNESS CHANGING METHOD)	1	52001-	
4	558-2242000	INSTRUCTION PLATE (FLY-JIB SETTING METHOD)	1	52001-	
5	558-2242100	INSTRUCTION PLATE (FLY-JIB STOWING METHOD)	2	52001-	
6	556-4580700	CAUTION PLATE (LIFTING HOLE)	2	52001-	
7	349-4426900	CAUTION PLATE (PIN HOLE)	6	52001-	
8	585-3558400	ATTACHMENT CERTIFICATE PLATE (CE)	1	52001-	
9	21861-30641	RIVET	2	52001-	
10	585-3558700	INSTRUCTION PLATE (SPLIT PIN)	1	52001-	
-	558-1286500	FLY-JIB NAME PLATE SET	1	52001-	

SAP09030



INDEX	PART NO.	DESCRIPTION	Q'TY	SERIAL NO.	REMARKS
-	585-2239700	SINGLE HOOK ASS'Y	1	52001-	
1	551-2016100	·HOOK	1	52001-	
2	556-1218100	·WEIGHT	1	52001-	
3	551-4049800	·HOOK PIN	1	52001-	
4	551-3041100	·SHAFT	1	52001-	
5	551-4049900	·STOPPER NUT	1	52001-	
6	551-4050100	·END PLATE	1	52001-	
7	551-4050000	·COLLAR	2	52001-	
8	25411-51109	·THRUST BEARING	1	52001-	
9	S551-C021900	·V-RING	1	52001-	
10	24711-01000	·GREASE NIPPLE	2	52001-	
11	21854-08012	·BOLT (M8X12)	1	52001-	
12	21520-60063	·SPRING PIN	1	52001-	
-	585-3559600	·STOPPER ASS'Y	1	52001-	
13A	551-4048400	··STOPPER	1	52001-	
13B	551-4033900	··SPRING	1	52001-	
13C	551-4034000	··PIN	1	52001-	
13D	21510-20012	··COTTER PIN	1	52001-	
14	584-3438600	MARK PLATE	1	52001-	
15	N1523-06411	RIVET	2	52001-	
16	584-4582400	INSTRUCTION PLATE (0.8t)	1	52001-	

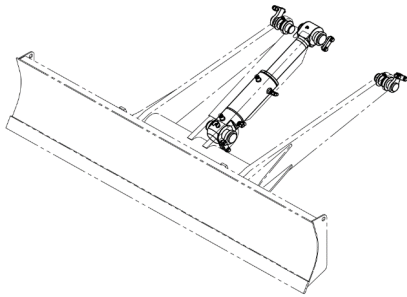
SAP09960



SAP09290

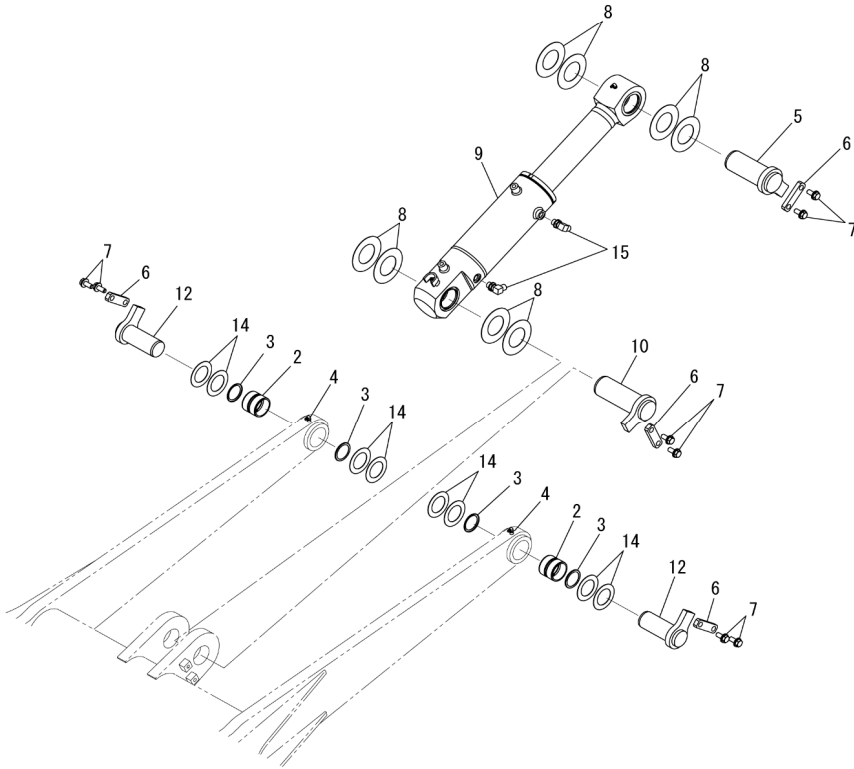
INDEX	PART NO.	DESCRIPTION	Q'TY	SERIAL NO.	REMARKS
1	559-1314100	BLADE	1	52001-	
11	520-3614800	CYLINDER COVER	1	52001-	
13	01024-81220	SEMS BOLT (M12X20)	2	52001-	
20	542-4781300	NAME PLATE (BLADE OPERATION)	1	52001-	
21	556-4575300	WARNING PLATE (BLADE)	1	52001-	

CC985S-2  
FIG.52-01-02

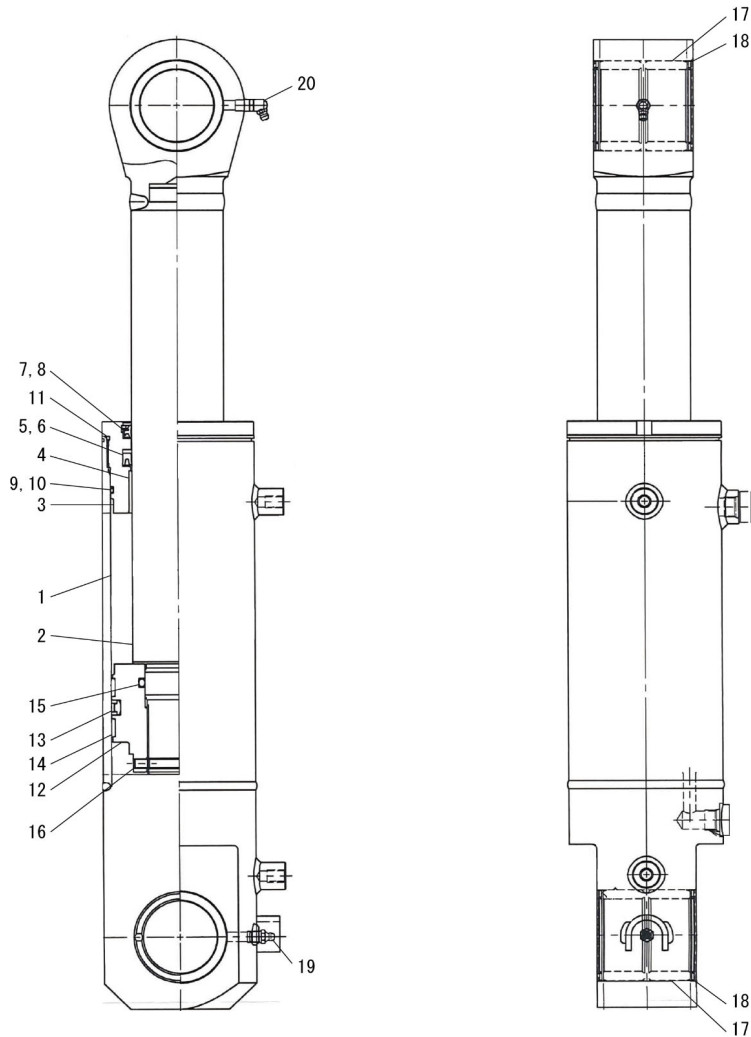


CC985S-2  
BLADE ASS'Y (2/2)

INDEX	PART NO.	DESCRIPTION	Q'TY	SERIAL NO.	REMARKS
2	S559C4323000	BUSHING	2	52001-	
3	S559K4341000	DUST SEAL	4	52001-	
4	24711-20000	GREASE NIPPLE	2	52001-	
5	520-4809700	PIN	1	52001-	
6	557-4590400	STOPPER PLATE	4	52001-	
7	01024-81230	SEMS BOLT (M12X30)	8	52001-	
8	551-4040101	HOOT PIN SHIM (t=1.0)	AR	52001-	
9	S520F4251001	BLADE CYLINDER	1	52001-	
10	559-4818900	PIN	1	52001-	
12	559-4819000	PIN	2	52001-	
14	103-4528900	HOOT PIN SHIM (t=1.0)	AR	52001-	
15	22611-11150	MALE 90° ELBOW WITH PLATE	2	52001-	

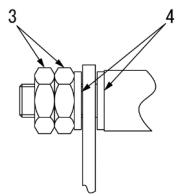
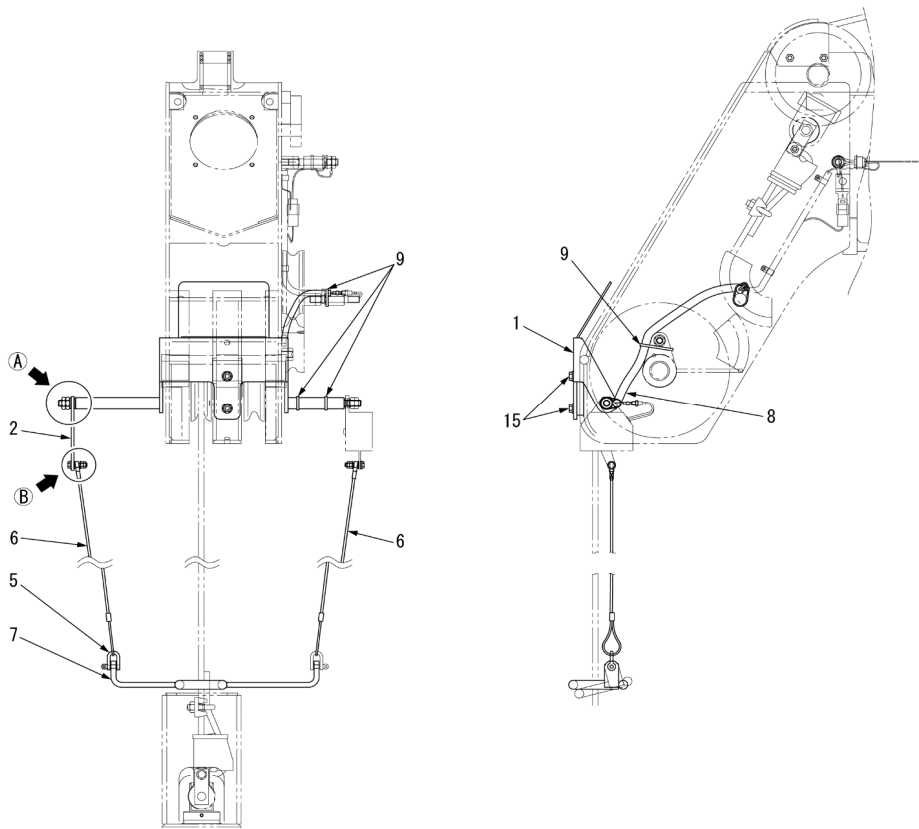


SAP09930

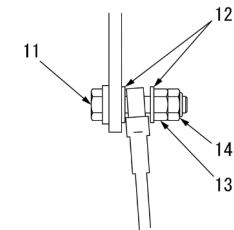


INDEX	PART NO.	DESCRIPTION	Q'TY	SERIAL NO.	REMARKS
-	S520F4251001	BLADE CYLINDER	1	52001-	
1	C101100261	·CYLINDER TUBE ASS'Y	1	52001-	
2	C220750240	·PISTON ROD ASS'Y	1	52001-	
3	C420750150	·CYLINDER HEAD	1	52001-	
4	06009-07535	·BUSHING	1	52001-	
5	05022-00907	·◆PACKING ROD	1	52001-	
6	05029-04523	·◆RING BACK-UP	1	52001-	
7	05020-00075	·◆SEAL DUST	1	52001-	
8	02003-03089	·RING SNAP	1	52001-	
9	05001-11062	·◆O RING	1	52001-	
10	05005-15610	·◆RING BACK-UP	1	52001-	
11	05001-11131	·◆O RING	1	52001-	
12	C321100090	·PISTON	1	52001-	
13	05023-00110	·◆RING PISTON	1	52001-	
14	06001-01115	·◆RING WEAR	2	52001-	
15	05001-15557	·◆O RING	1	52001-	
16	01004-00812	·SET SCREW	1	52001-	
17	940-75-02810	·BUSHING	2	52001-	
18	05044-00060	·SEAL DUST	4	52001-	
19	01009-11080	·GREASE NIPPLE	1	52001-	
20	01009-10108	·GREASE NIPPLE	1	52001-	
KIT	S001100231	SEAL KIT ◆(5-7,9-11,13-15)	1	52001-	

SAP09380



A 詳細  
Detail A



B 詳細  
Detail B

SAP09300

INDEX	PART NO.	DESCRIPTION	Q'TY	SERIAL NO.	REMARKS
1	558-2236400	BRACKET	1	52001-	
2	556-4486600	EXTENSION BAR	1	52001-	
3	21211M12006	NUT (M12)	2	52001-	
4	21741M12006	PLAIN WASHER (M12)	2	52001-	
5	27079-00600	SHACKLE	1	52001-	
6	558-4747700	PROTECTIVE WIRE ROPE (L=1225)	2	52001-	
7	556-3353800	WEIGHT	1	52001-	
8	556-4486800	CABLE	1	52001-	
9	28911-10150	CABLE TIE	4	52001-	
11	01024-80630	CLIP	2	52001-	
12	21741M06006	PLAIN WASHER (M6)	2	52001-	
13	21211M06510	NUT (M6)	1	52001-	
14	21221-00611	U-NUT (M6)	1	52001-	
15	01024-80825	SEMS BOLT (M8X25)	2	52001-	



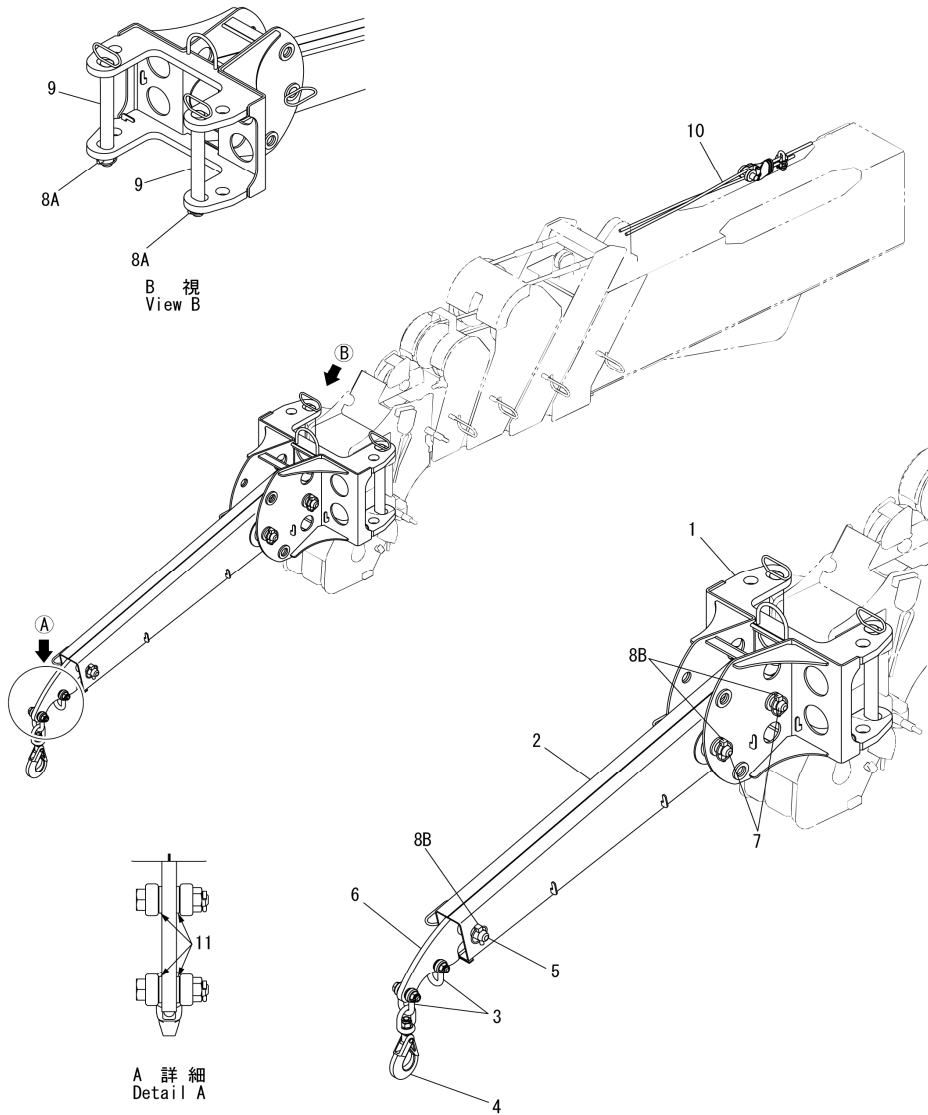
INDEX	PART NO.	DESCRIPTION	Q'TY	SERIAL NO.	REMARKS
-	520-1338100	SEARCHER HOOK SET	1	52001-	
-	558-1338600	PIN SET	1	52001-	
-	558-1338300	SHEAVE SET	1	52001-	
-	585-2239700	SINGLE HOOK ASS'Y	1	52001-	
-	558-1341900	SEARCHER HOOK NAME PLATE SET	1	52001-	

**MAEDA**

CC985S-2  
FIG.54-02-01

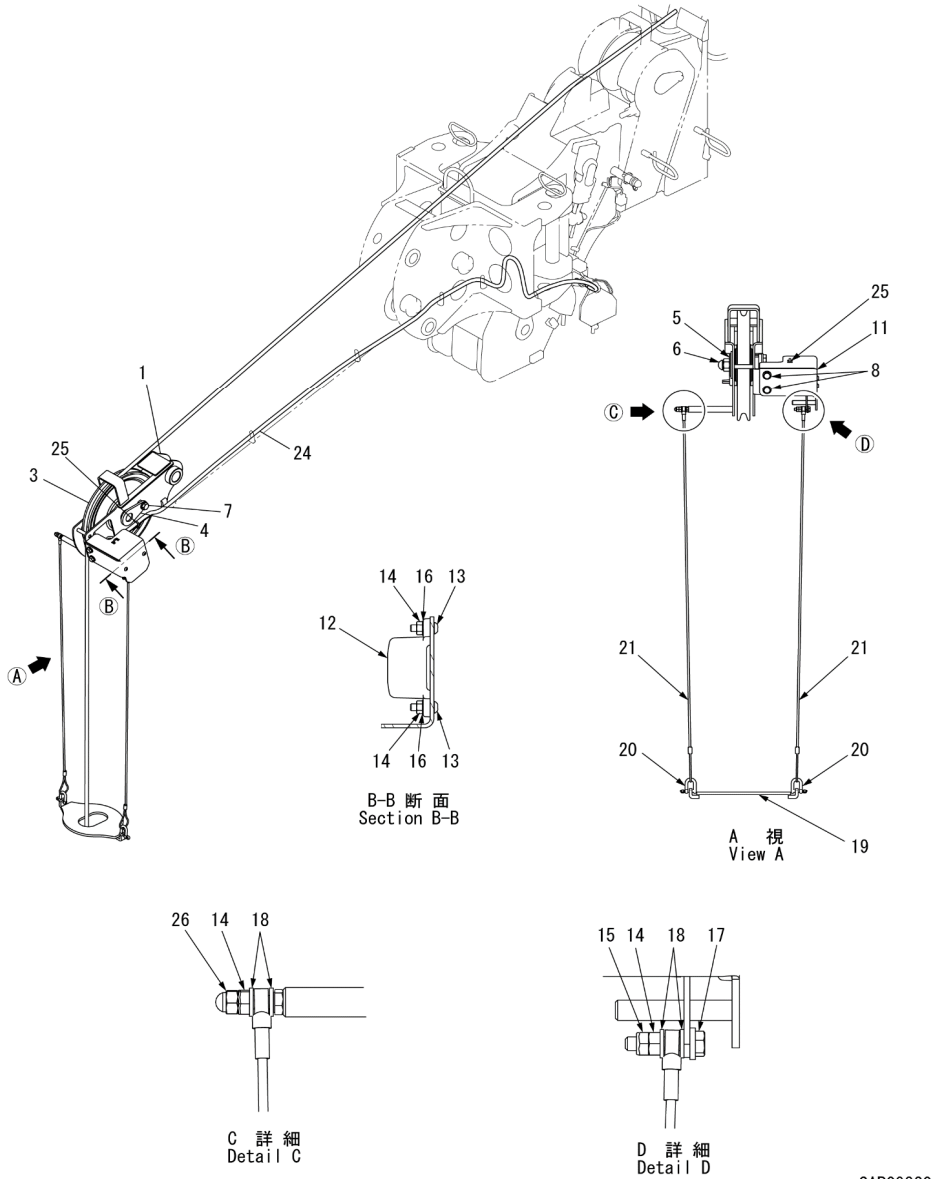
CC985S-2  
2.0t SEARCHER HOOK ASS'Y

INDEX	PART NO.	DESCRIPTION	Q'TY	SERIAL NO.	REMARKS
-	520-1338100	SEARCHER HOOK SET	1	52001-	
1	520-1337700	·BRACKET	1	52001-	
2	520-2275800	·E BOOM	1	52001-	
3	27086M01400	·SHACKLE	2	52001-	
4	S200A3229000	·SWIVEL HOOK	1	52001-	
5	520-4846400	·POSITION PIN	1	52001-	
6	520-3646200	·BOOM HEAD	1	52001-	
7	520-4846300	·POSITION PIN	2	52001-	
8B	21570-10050	·LINCH PIN (φ10X50)	3	52001-	
10	S102W3082000	·RUBBER ROPE FOR STORAGE	1	52001-	
11	21741M16006	·PLAIN WASHER (M16)	4	52001-	
-	558-1338600	PIN SET	1	52001-	
8A	21570-10050	·LINCH PIN (φ10X50)	2	52001-	
9	558-4836300	·POSITION PIN (φ33X333)	2	52001-	



SAP09310

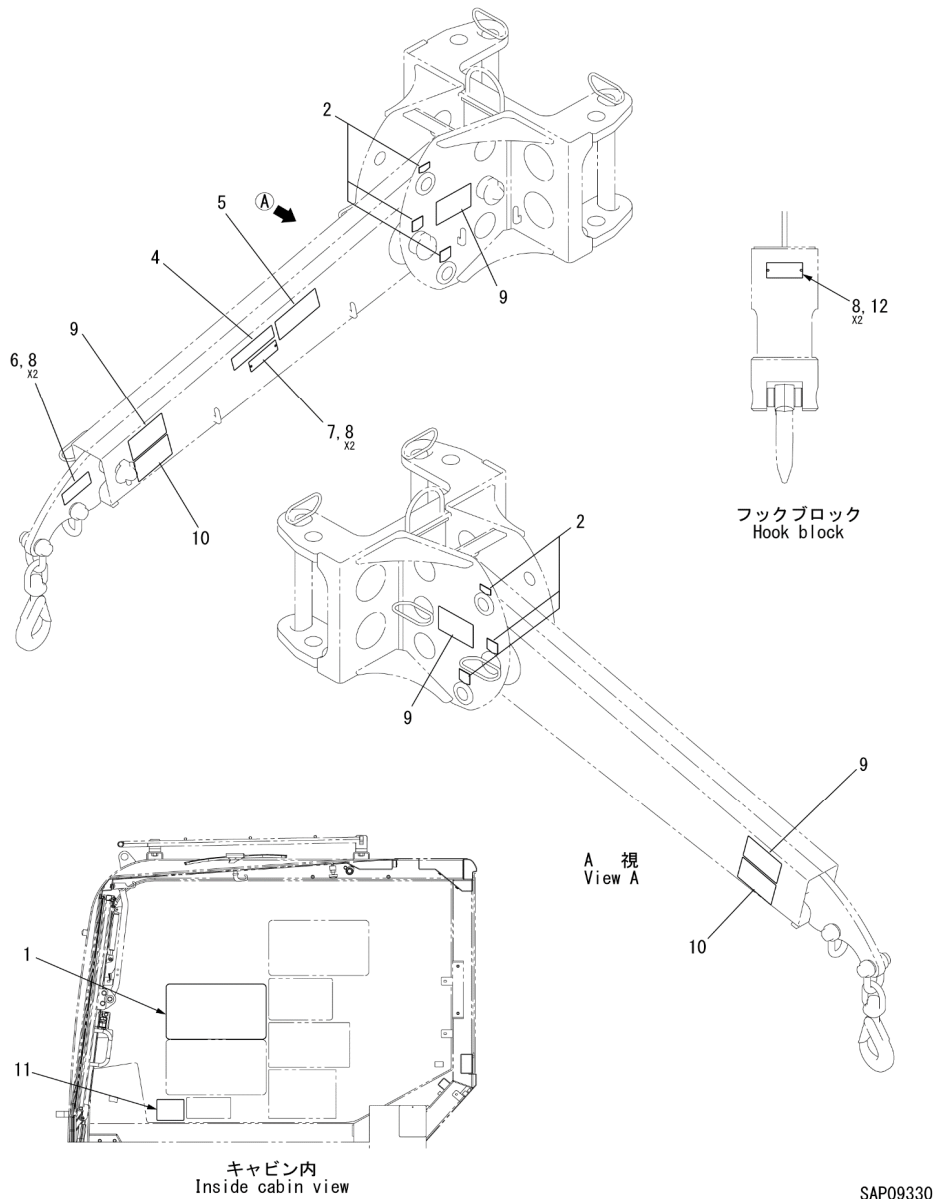
2.0t SEARCHER HOOK SHEAVE SET ASS'Y



INDEX	PART NO.	DESCRIPTION	Q'TY	SERIAL NO.	REMARKS
-	558-1338300	SHEAVE SET	1	52001-	
1	520-1337500	·SHEAVE BRACKET	1	52001-	
3	551-4056200	·SHEAVE ASS'Y	1	52001-	
4	520-4854000	·POINT PIN	1	52001-	
5	106-4707500	·WASHER PLATE	1	52001-	
6	21211M16223	·NUT (M16)	1	52001-	
7	01024-80816	·SEMS BOLT (M8X16)	1	52001-	
8	01024-80820	·SEMS BOLT (M8X20)	2	52001-	
11	520-3619500	·CASE	1	52001-	
12	S551-4041200	·DETECTOR	1	52001-	
13	21854M06020	·SOCKET HEAD BOLT (M6X20)	2	52001-	
14	21211M06510	·NUT (M6)	4	52001-	
15	21221M00611	·U-NUT (M6)	1	52001-	
16	21721M06011	·SPRING WASHER (M6)	2	52001-	
17	01024-80630	·SEMS BOLT (M6X30)	1	52001-	
18	21741M06006	·PLAIN WASHER (M6)	4	52001-	
19	520-3619600	·WEIGHT	1	52001-	
20	N7061-06000	·SHACKLE	2	52001-	
21	585-4741400	·PROTECTIVE WIRE ROPE (L=825)	2	52001-	
24	520-4839800	·HARNESS	1	52001-	
26	21201M06403	·NUT (M6)	1	52001-	

SAP09320

CC985S-2  
FIG.54-04-01



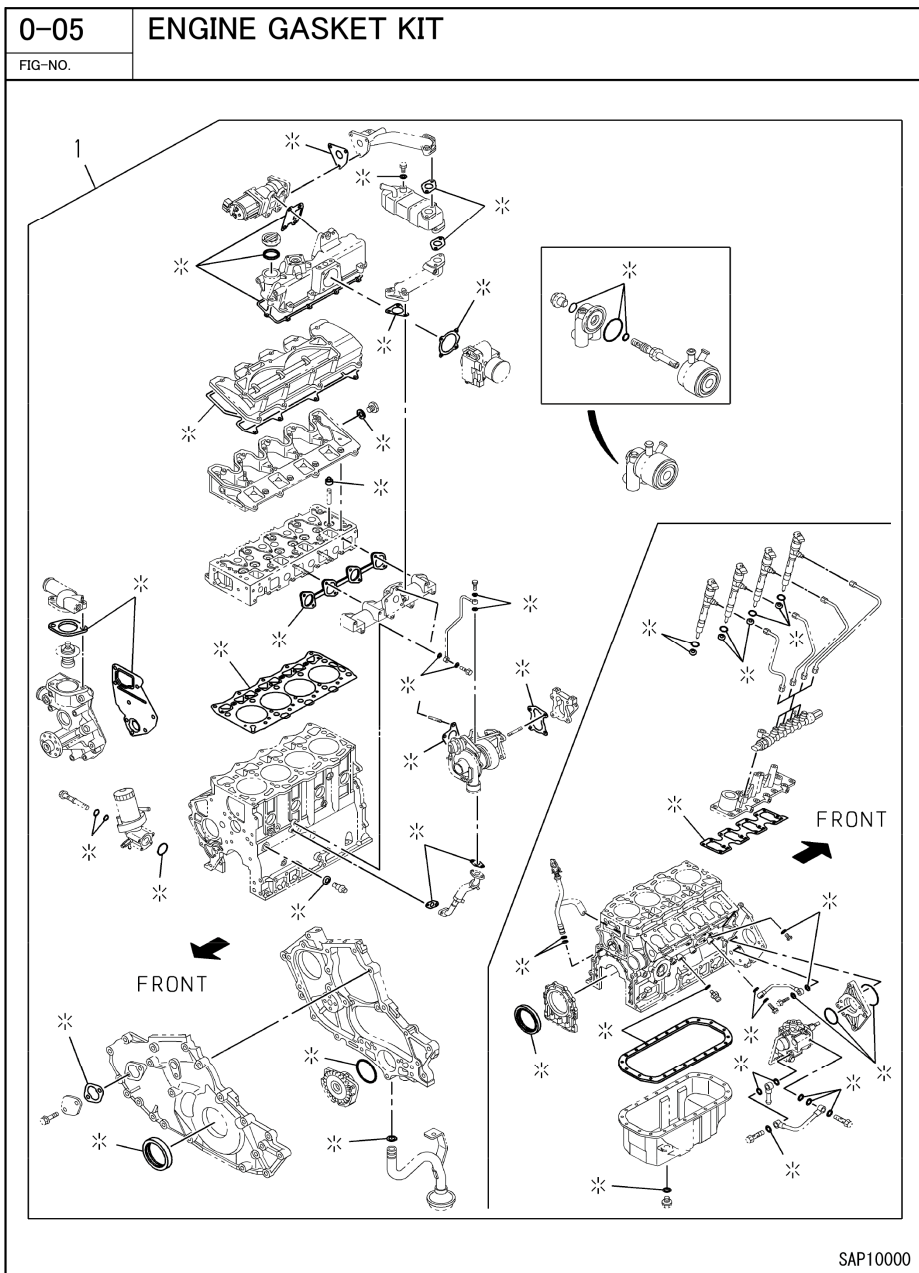
SAP09330

CC985S-2  
2.0t SEARCHER HOOK NAME PLATE ASS'Y

INDEX	PART NO.	DESCRIPTION	Q'TY	SERIAL NO.	REMARKS
-	558-1341900	SEARCHER HOOK NAME PLATE SET	1	52001-	
1	558-2277500	·CAPACITY N.P.	1	52001-	
2	520-4856900	·POSITION PIN N.P.	1	52001-	
4	520-4856300	·SEARCHER HOOK MAX. CAPACITY N.P.	1	52001-	
5	520-4856400	·SEARCHER HOOK DANGER N.P.	1	52001-	
6	520-4856500	·HOOK CE-MARK PLATE (3kg)	1	52001-	
7	585-3558400	·ATTACHMENT MARK PLATE	1	52001-	
8	21861-30641	·RIVET	6	52001-	
9	103-4589600	·WARNING PLATE (PIN HOLE)	4	52001-	
10	520-4857100	·WARNING PLATE (PINCH)	2	52001-	
11	520-4857000	·WARNING LABEL (SHW MODE)	1	52001-	
12	106-4719600	·HOOK CE-MARK PLATE (t1.5)	1	52001-	

CC985S-2  
FIG.91-01-01

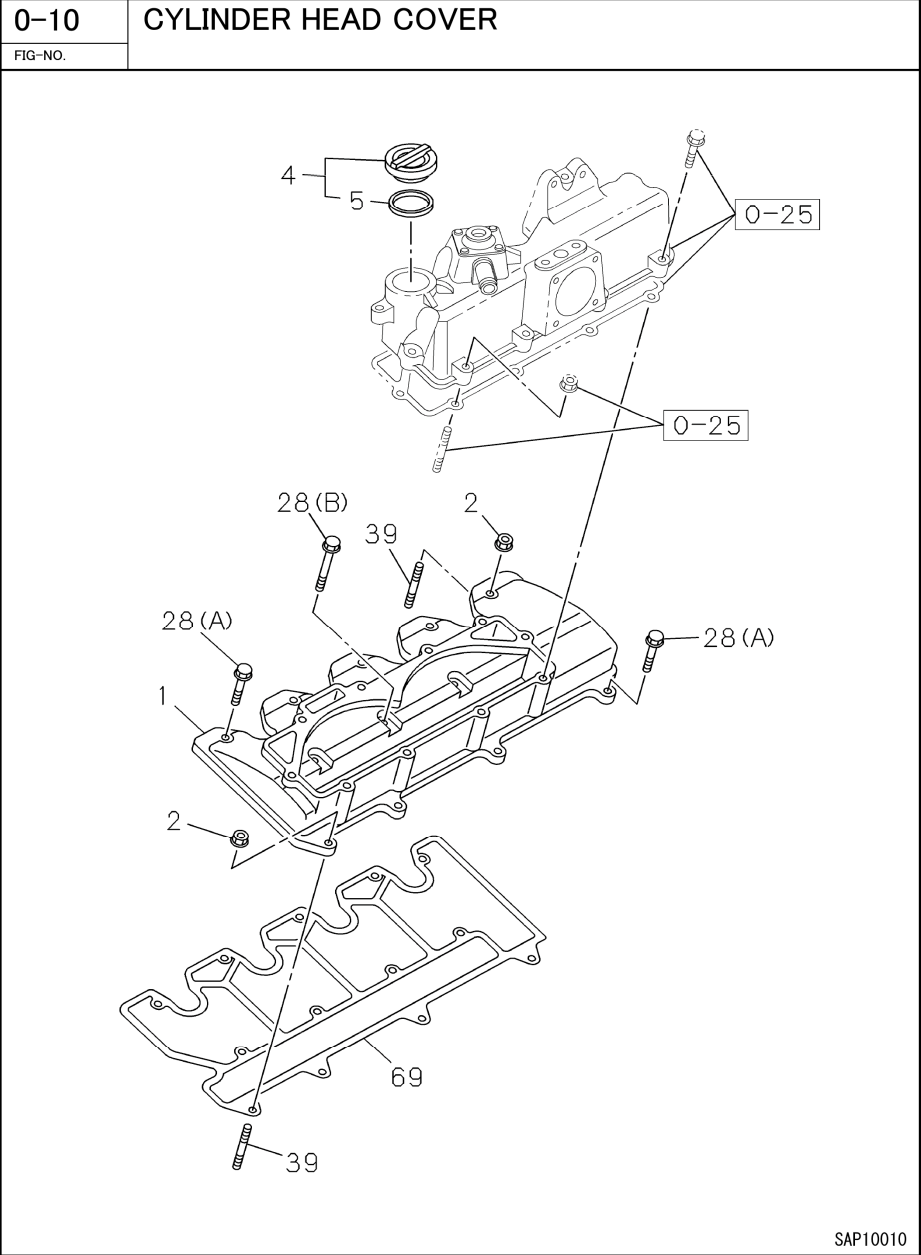
CC985S-2  
ENGINE GASKET KIT



INDEX	PART NO.	DESCRIPTION	Q'TY	SERIAL NO.	REMARKS
1	587818-4630	GASKET SET; ENG OVERHAUL	1	52001-	MARK *

CC985S-2  
FIG.91-02-01

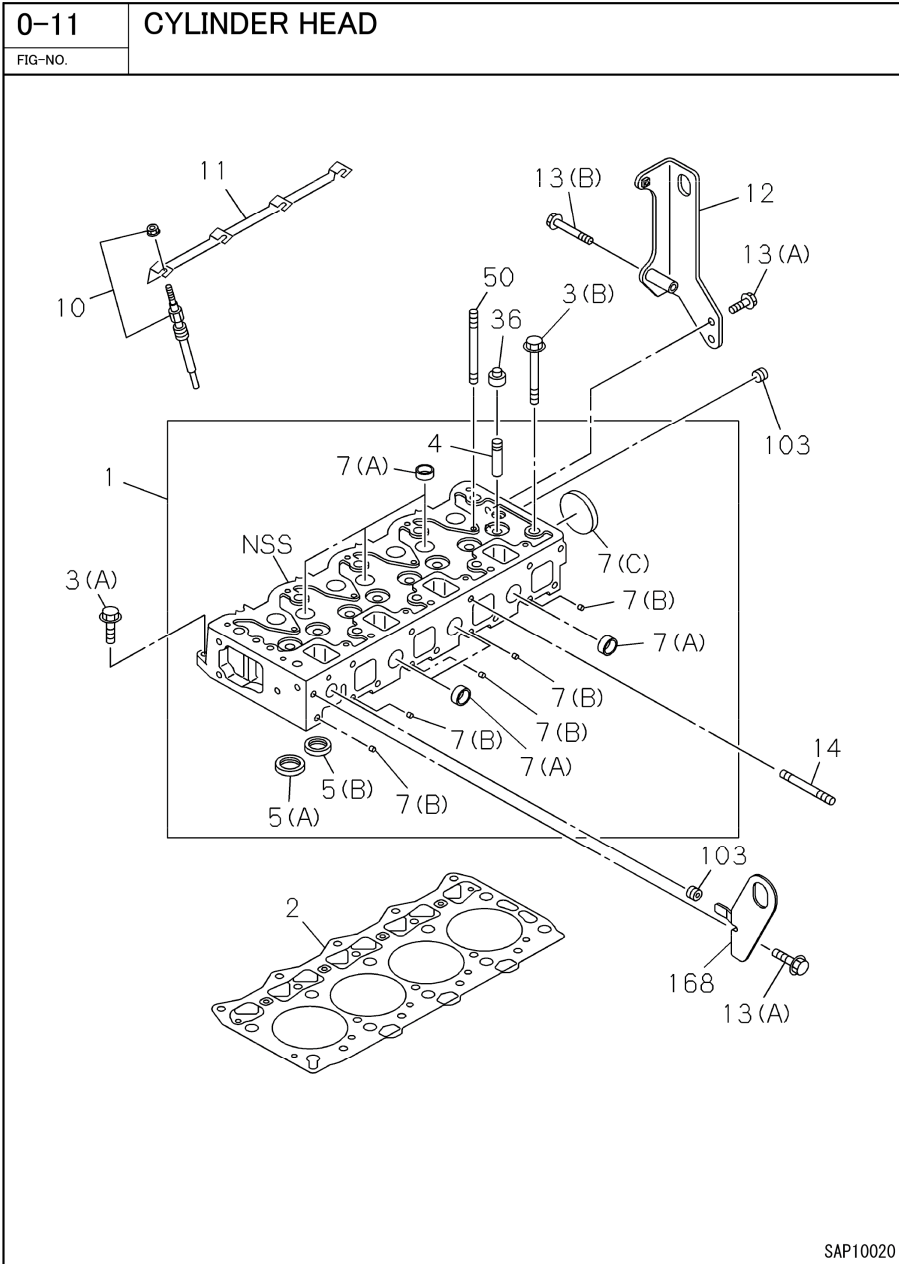
CC985S-2  
CYLINDER HEAD COVER



INDEX	PART NO.	DESCRIPTION	Q'TY	SERIAL NO.	REMARKS
1	898210-2960	COVER; CYL HD	1	52001-	
2	091180-1060	NUT; COVER,HD	2	52001-	M6 FLANGE
4	894425-6852	CAP; OIL FILLER	1	52001-	
5	894123-6231	GASKET; OIL FILLER (* SET)	1	52001-	ID=32 OD=40
28A	028050-6200	BOLT; HD COVER	7	52001-	M6X20 FLANGE
28B	028050-6450	BOLT; HD COVER	3	52001-	M6X45 FLANGE
39	041010-6200	STUD; COVER,HD	2	52001-	M6X20 L=28
69	898030-5381	GASKET; HD TO COVER (* SET)	1	52001-	

CC985S-2  
FIG.91-03-01

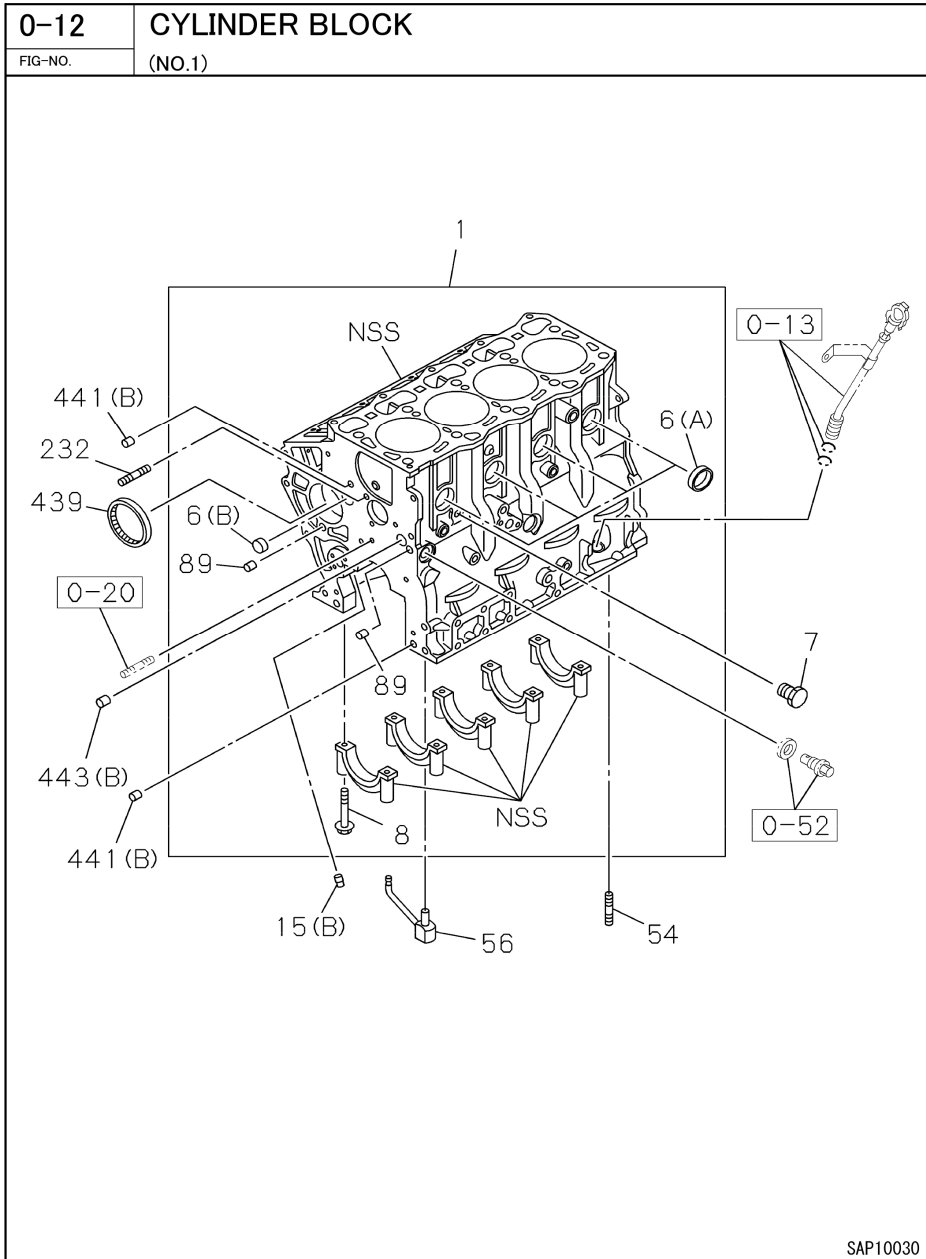
CC985S-2  
CYLINDER HEAD



INDEX	PART NO.	DESCRIPTION	Q'TY	SERIAL NO.	REMARKS
1	898228-8290	HEAD ASM; CYL	1	52001-	
2	898232-1250	GASKET; CYL HD ( * SET)	1	52001-	
3A	894463-7840	BOLT; CYL HD TO BLOCK	5	52001-	M8X25
3B	897036-9591	BOLT; CYL HD TO BLOCK	10	52001-	M12X89
4	897031-7490	GUIDE; VLV	8	52001-	
5A	897045-3912	SEAT; VLV INSERT	4	52001-	
5B	897045-3920	SEAT; VLV INSERT	4	52001-	
7A	897209-6090	CUP; SEALING,CYL HEAD	6	52001-	OD=22
7B	897233-4290	CUP; SEALING,CYL HEAD	5	52001-	OD=8
7C	897351-4510	CUP; SEALING,CYL HEAD	1	52001-	OD=45
10	182513-0443	PLUG; GLOW	4	52001-	BOSCH DC23V
11	897229-3810	CONNECTOR; GLOW PLUG	4	52001-	
12	898369-7810	HANGER; ENG,RR	1	52001-	
13A	028050-8160	BOLT; HANGER	3	52001-	M8X16 FLANGE
13B	028050-8600	BOLT; HANGER	1	52001-	M8X60 FLANGE
14	894155-8690	STUD; EXH MANIF	8	52001-	M8X72 L=86
36	894110-5591	SEAL; OIL,VLV GUIDE ( * SET)	8	52001-	
50	897094-6411	STUD; ROCKER SHAFT BRKT	6	52001-	M6X45 L=53
103	509605-0050	PLUG; HD	2	52001-	PT3/8 T=12
168	897518-2780	HANGER; ENG,FRT	1	52001-	

CC985S-2  
FIG.91-04-01

CC985S-2  
CYLINDER BLOCK (1/2)

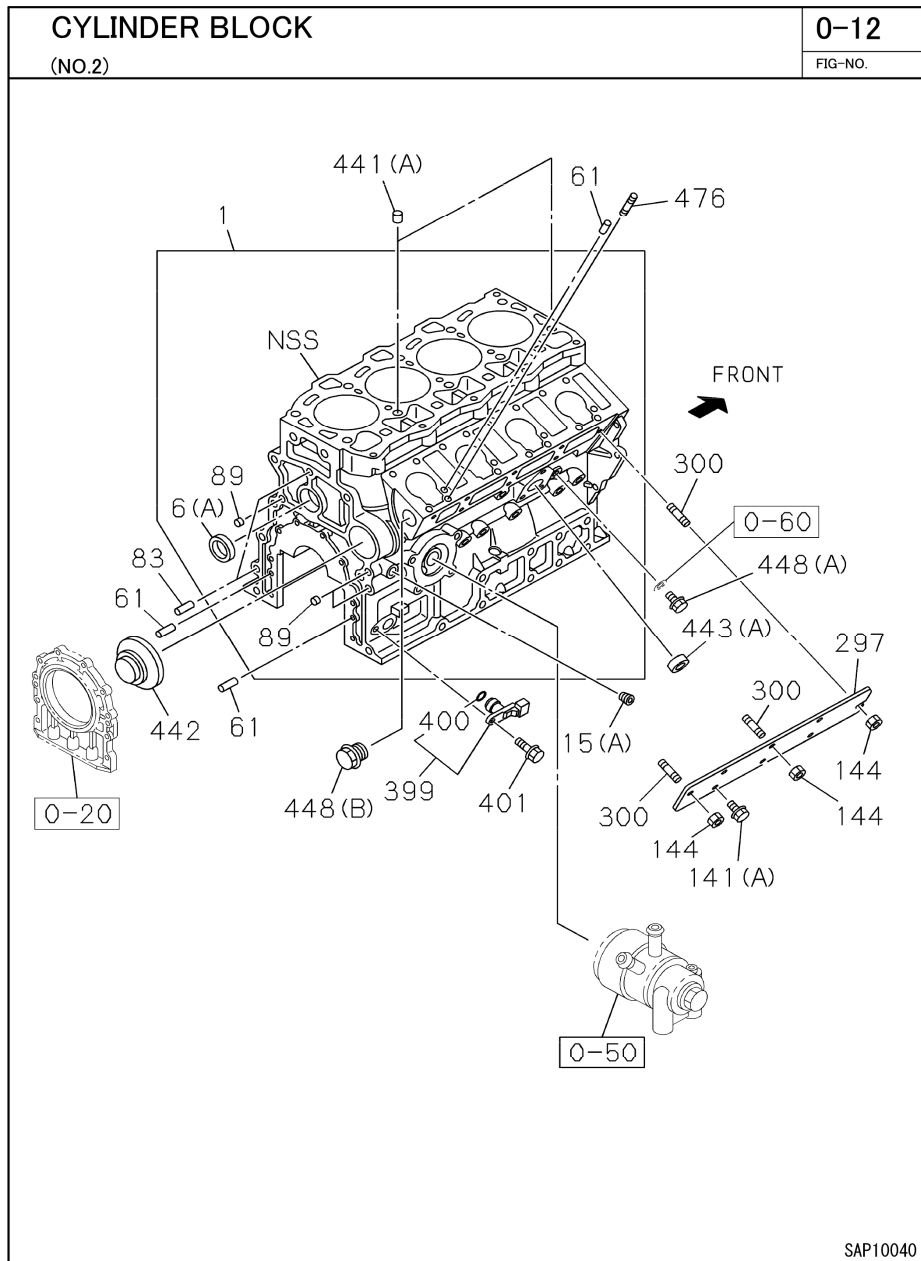


INDEX	PART NO.	DESCRIPTION	Q'TY	SERIAL NO.	REMARKS
1	898208-6553	BLOCK ASM; CYL	1	52001-	
6A	894229-8530	CUP; SEALING	4	52001-	OD=35
6B	897209-6090	CUP; SEALING	1	52001-	OD=22
7	909664-0010	PLUG; WATER DRAIN	1	52001-	PT1/4
8	894167-4701	BOLT; BRG CAP	10	52001-	
15B	909204-5100	PLUG; OIL GALLERY	1	52001-	PT1/8
54	041010-6200	STUD; OIL PAN TO BLOCK	4	52001-	M6X20 L=28
56	898210-2680	JET; OIL,PISTON COOLING	4	52001-	
89	509600-0130	CUP; SEALING,OIL GALLERY	2	52001-	OD=12.3
232	897262-1461	STUD; WATER PUMP	1	52001-	M8X50 L=62
439	898063-7940	BEARING; NEEDLE	1	52001-	
441B	894108-0751	DOWEL; CYL BLOCK	2	52001-	OD=11 L=12
443B	509600-0130	CAP; SEALING	1	52001-	OD=12.3

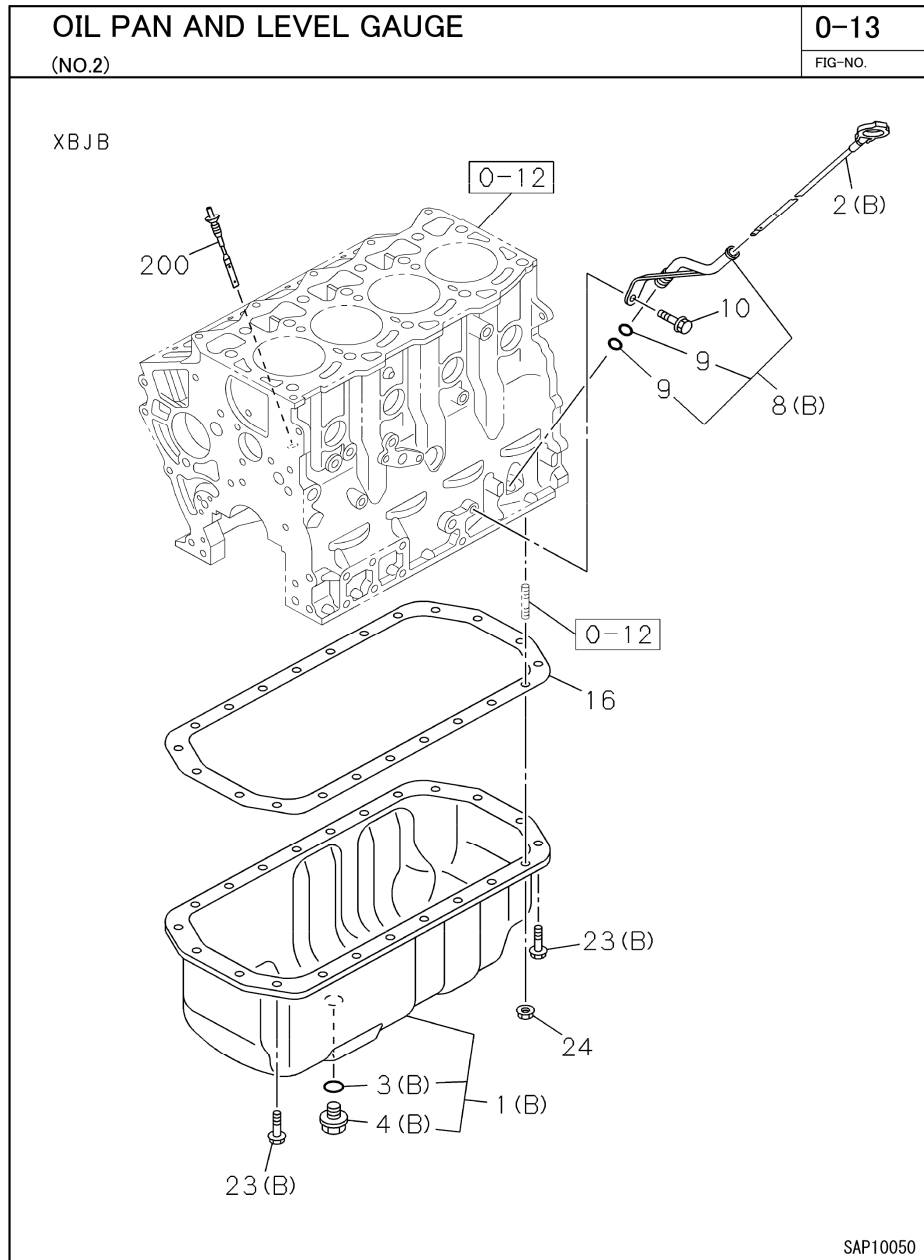


CC985S-2  
FIG.91-04-02

CC985S-2  
CYLINDER BLOCK (2/2)



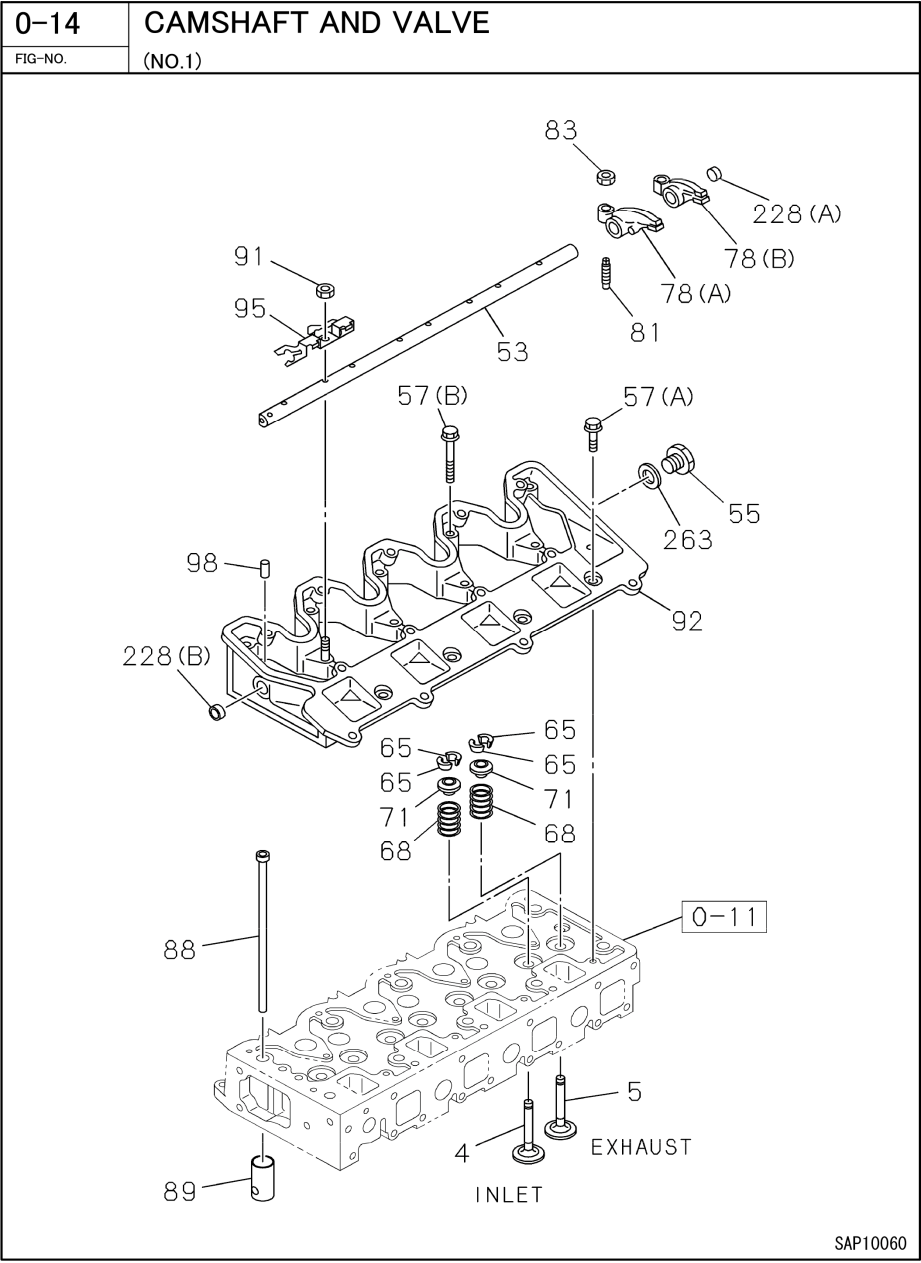
INDEX	PART NO.	DESCRIPTION	Q'TY	SERIAL NO.	REMARKS
1	898208-6553	BLOCK ASM; CYL	1	52001-	
6A	894229-8530	CUP; SEALING	1	52001-	OD=35
15A	109605-0190	PLUG; OIL GALLERY	1	52001-	PT1/4
61	908150-6160	PIN; STRAIGHT	6	52001-	L=16
83	908160-8160	PIN; FLYWHEEL HSG	2	52001-	OD=8 L=16
89	509600-0130	CUP; SEALING, OIL GALLERY	4	52001-	OD=12.3
141A	028050-6120	BOLT; COVER	4	52001-	M6X12 FLANGE
144	897329-6220	NUT; COVER FIX	4	52001-	M6 W/LK WASHER
297	897118-9892	COVER; CYL BLOCK	1	52001-	
300	897262-1471	STUD; COVER	4	52001-	M6X16 L=25
399	897312-1081	SENSOR; CRANKSHAFT POSITION	1	52001-	
400	897369-4040	GASKET; CRANKSHAFT POSITION SENSOR	1	52001-	ID=14.2 OD=18.8
401	028050-6160	BOLT; SENSOR	1	52001-	M6X16 FLANGE
441A	894200-8190	DOWEL; CYL BLOCK	2	52001-	OD=15.25
442	897047-1421	PLUG; THRUST	1	52001-	
443A	109600-0122	CAP; SEALING	1	52001-	OD=32
448A	509604-0160	PLUG; C/BL	1	52001-	M14X9
448B	897102-4510	PLUG; C/BL	1	52001-	M25X9.5
476	109305-0050	STUD; BRKT	7	52001-	M8X20 L=32



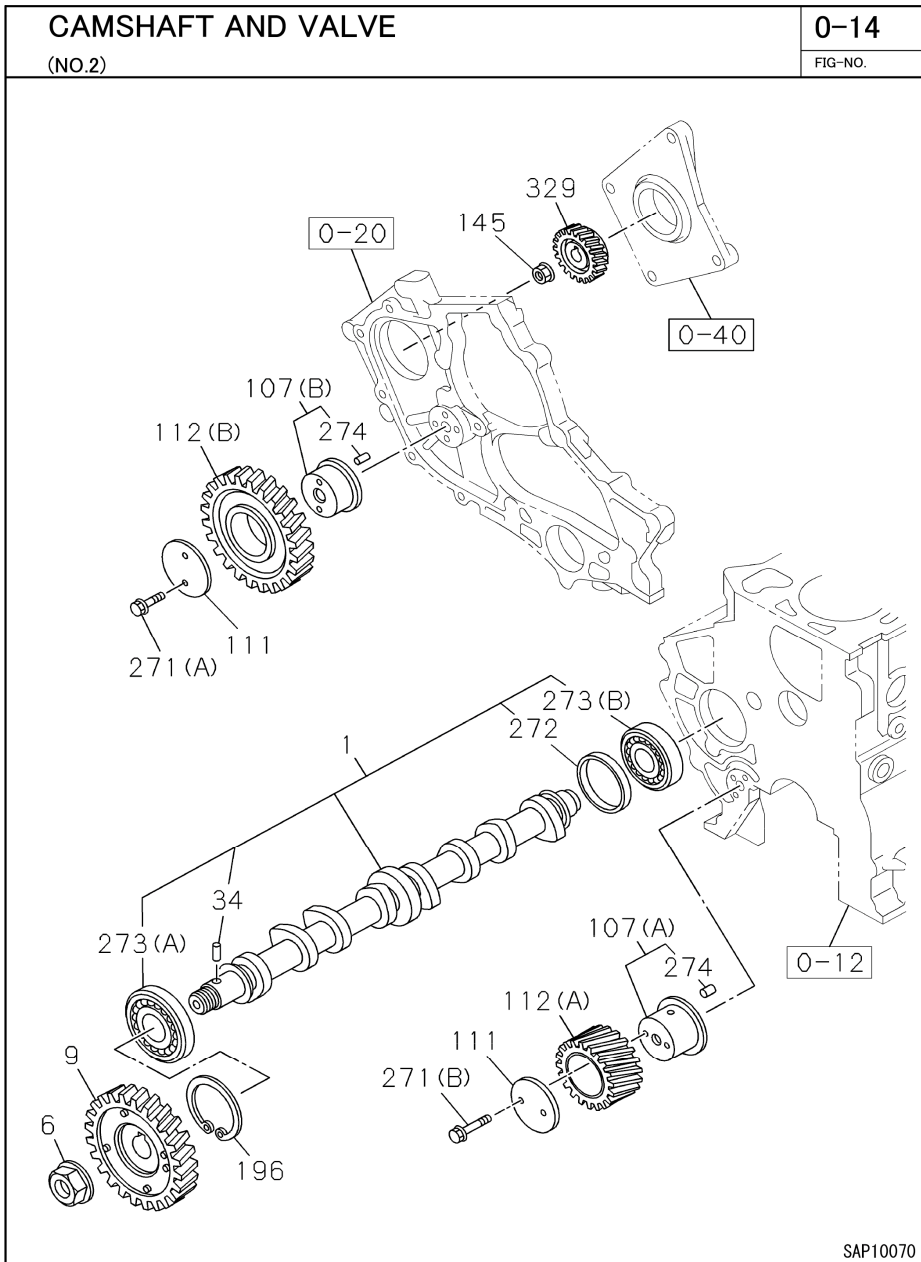
INDEX	PART NO.	DESCRIPTION	Q'TY	SERIAL NO.	REMARKS
1B	898079-8630	PAN ASM; OIL	1	52001-	
2B	898380-1140	GAUGE; OIL LEVEL	1	52001-	
3B	109623-0580	GASKET; DRAIN PLUG (* SET)	1	52001-	ID=26.8
4B	109604-0220	PLUG; DRAIN,OIL	1	52001-	M24X17 FLANGE
8B	898163-4660	TUBE; GUIDE,OIL LEVEL GAUGE	1	52001-	
9	509623-0020	GASKET; GUIDE TUBE,OIL LEVEL GAUGE	2	52001-	ID=11
10	028050-8160	BOLT; GUIDE TUBE	1	52001-	M8X16 FLANGE
16	897314-9140	GASKET; OIL PAN TO C/BL (* SET)	1	52001-	
23B	898079-7910	BOLT; OIL PAN	18	52001-	M6X20 W/PL WASHER
24	897329-6220	NUT; OIL PAN	4	52001-	M6 W/LK WASHER
200	898108-0300	PLUG; LEVEL GAUGE	1	52001-	

CC985S-2  
FIG.91-06-01

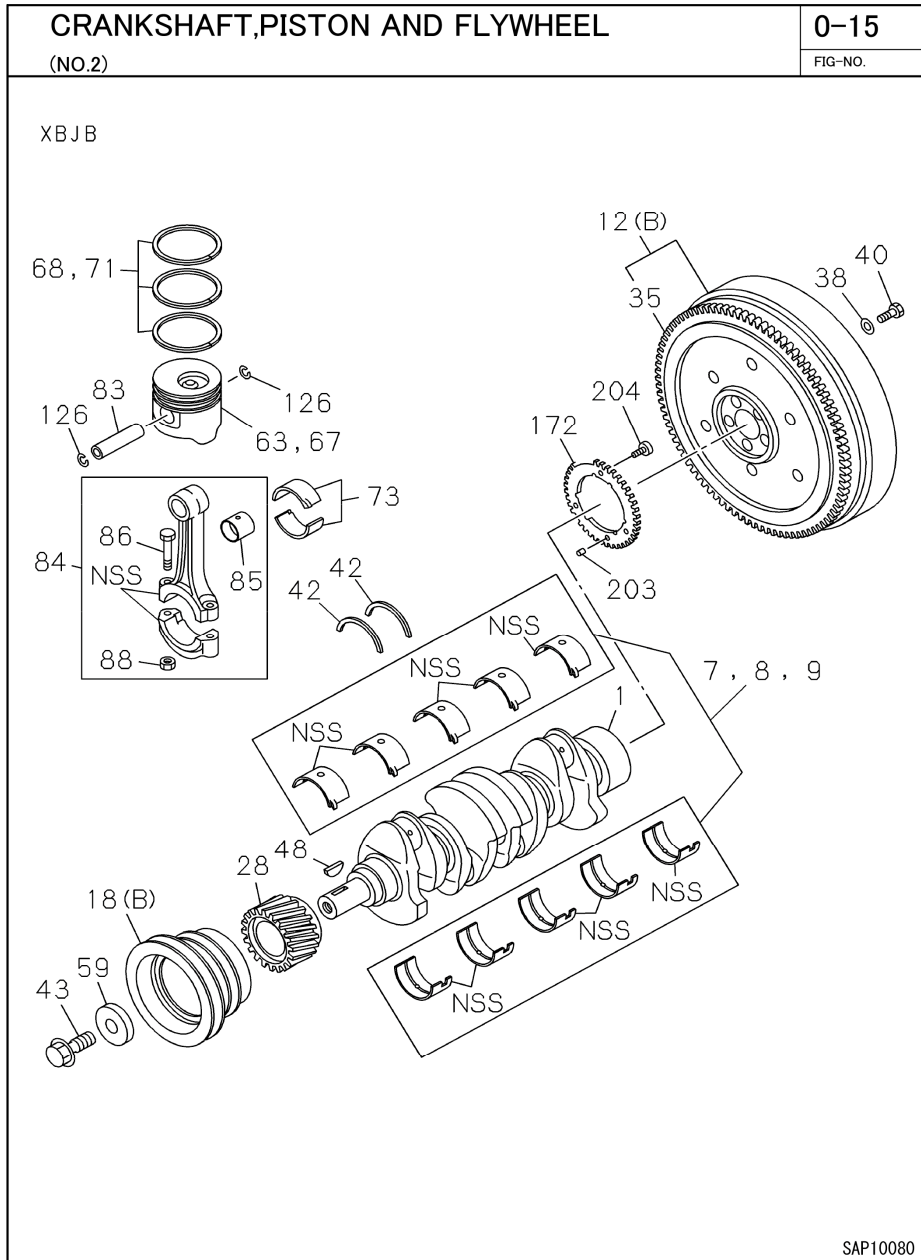
CC985S-2  
CAMSHAFT AND VALVE (1/2)



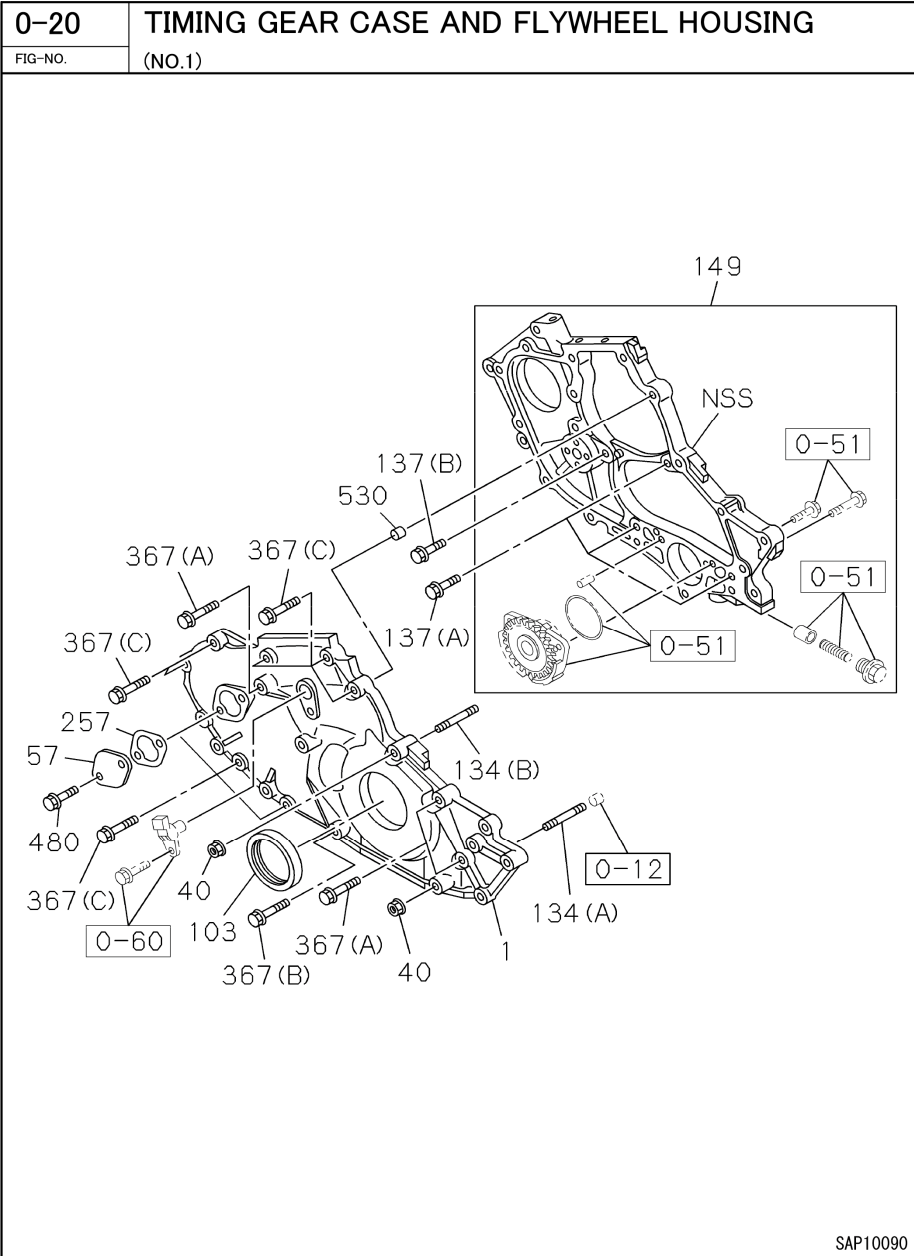
INDEX	PART NO.	DESCRIPTION	Q'TY	SERIAL NO.	REMARKS
4	897102-1231	VALVE; INL	4	52001-	
5	897045-4103	VALVE; EXH	4	52001-	
53	897118-6561	SHAFT; ROCKER ARM	1	52001-	
55	898042-9440	PLUG; ROCKER SHAFT END	1	52001-	M14X9
57A	028050-6250	BOLT; ROCKER ARM BRKT	5	52001-	M6X25 FLANGE
57B	028050-6500	BOLT; ROCKER ARM BRKT	5	52001-	M6X50 FLANGE
65	894239-5010	COLLAR; SPLIT	16	52001-	
68	897034-6291	SPRING; VLV	8	52001-	
71	894251-0311	SEAT; SPR	8	52001-	
78A	897212-5180	ARM; ROCKER	4	52001-	
78B	897212-5200	ARM; ROCKER	4	52001-	
81	897010-4850	SCREW; ADJ,ROCKER ARM	8	52001-	
83	091111-5060	NUT; ADJ SCREW,LK	8	52001-	M6
88	898273-0840	ROD; PUSH	8	52001-	
89	898257-7660	TAPPET; VLV	8	52001-	
91	897329-6220	NUT; ROCKER SHAFT	6	52001-	M6 W/LK WASHER
92	898048-8890	BRACKET; ROCKER ARM	1	52001-	
95	897070-6982	SPRING; ROCKER SHAFT	4	52001-	
98	908150-5160	PIN; SHAFT SET	1	52001-	
228A	897233-4290	CUP; SEALING,CAMSHAFT	1	52001-	OD=8
228B	911129-0830	CUP; SEALING,CAMSHAFT	1	52001-	OD=12
263	909571-4140	GASKET; CAM END (* SET)	1	52001-	ID=14.2 OD=20



INDEX	PART NO.	DESCRIPTION	Q'TY	SERIAL NO.	REMARKS
1	898208-6561	CAMSHAFT	1	52001-	
6	897303-2250	NUT; CM/SHF GEAR	1	52001-	
9	898208-6581	GEAR; CM/SHF	1	52001-	
34	897173-6700	PIN; CM/SHF	1	52001-	OD=5 L=7
107A	897072-8291	SHAFT; IDLE GEAR	1	52001-	
107B	897129-7802	SHAFT; IDLE GEAR	1	52001-	
111	512535-0051	COLLAR; THRUST, IDLE GEAR	2	52001-	
112A	898208-6610	GEAR; IDLE	1	52001-	
112B	898208-6630	GEAR; IDLE	1	52001-	
145	091180-2140	NUT; FLANGE	1	52001-	M14 FLANGE
196	909180-1620	RING; SNAP	1	52001-	ID=57.9
271A	028060-8450	BOLT; COLLAR	2	52001-	M8X45 FLANGE
271B	028060-8600	BOLT; COLLAR	2	52001-	M8X60 FLANGE
272	897062-0480	RING; CAMSHAFT	1	52001-	
273A	900090-6100	BEARING; CAMSHAFT	1	52001-	ID=25 OD=62
273B	900090-6570	BEARING; CAMSHAFT	1	52001-	ID=25 OD=52
274	898146-6010	PIN; IDLE SHAFT	2	52001-	
329	898208-6600	GEAR; INJ PUMP	1	52001-	

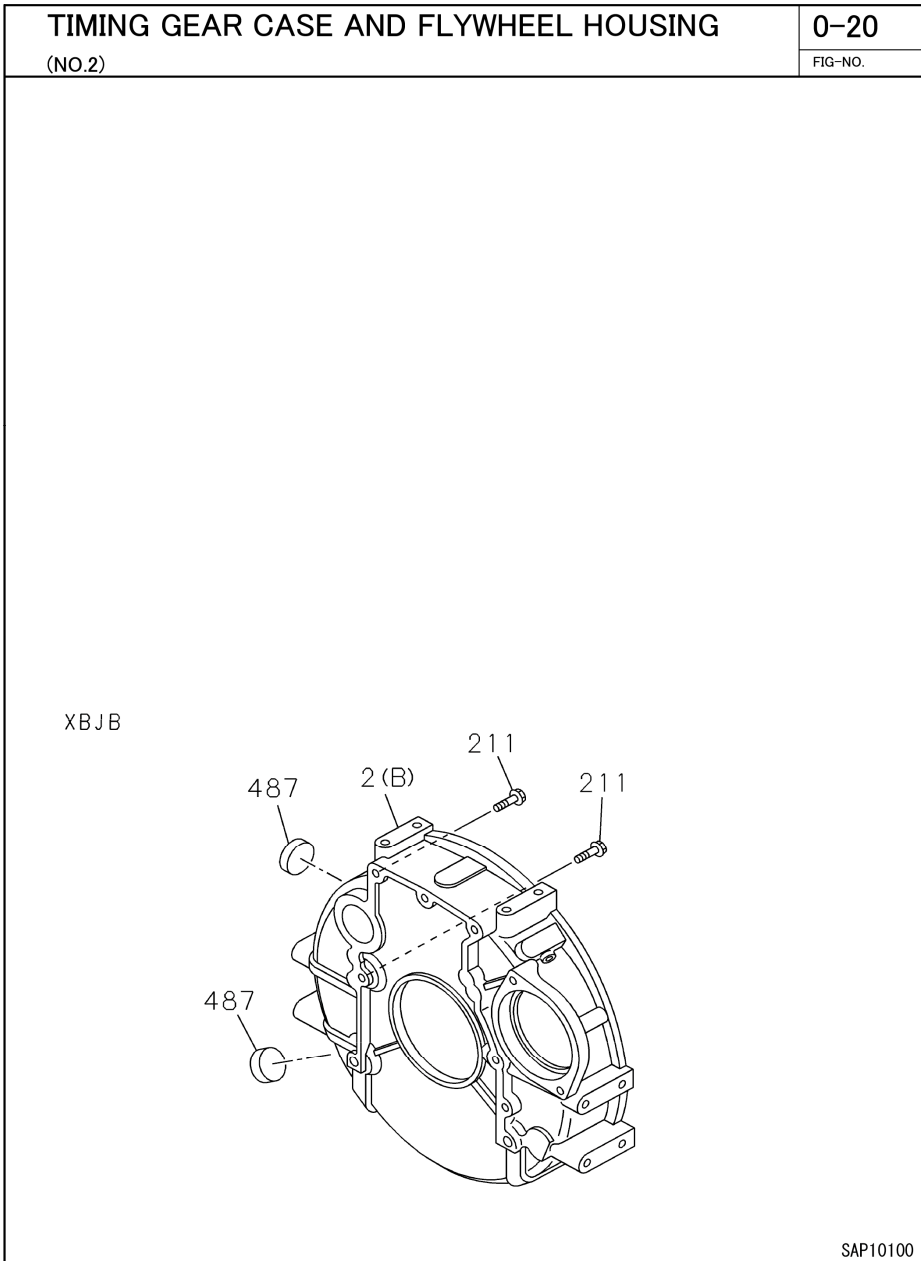


INDEX	PART NO.	DESCRIPTION	Q'TY	SERIAL NO.	REMARKS
1	897544-0020	CRANKSHAFT	1	52001-	
7	898089-0840	METAL KIT; CRANKSHAFT,STANDARD	1	52001-	
8	898095-2170	METAL KIT; CRANKSHAFT,U/S=0.25	1	52001-	
9	898095-2180	METAL KIT; CRANKSHAFT,U/S=0.50	1	52001-	
12B	898030-6272	FLYWHEEL	1	52001-	
18B	897546-9070	PULLEY; CR/SHF	1	52001-	
28	897328-6120	GEAR; CR/SHF	1	52001-	Z=37
35	898093-0180	GEAR; RING	1	52001-	Z=99
38	897023-2680	WASHER; FLYWHEEL	6	52001-	
40	894133-3281	BOLT; FLYWHEEL	6	52001-	
42	894133-3281	BOLT; FLYWHEEL	2	52001-	
43	028861-4400	BOLT; CR/SHF PULLEY	1	52001-	M14X40 FLANGE
48	894201-6410	KEY; WOODRUFF,CR/SHF	1	52001-	
59	509503-1271	WASHER; CR/SHF PULLEY	1	52001-	ID=16.5 OD=45 T=12
63	897510-1830	PISTON	4	52001-	
67	897510-1440	PISTON; O/S=0.25	4	52001-	
68	897666-5150	RING SET; PISTON,STANDARD	4	52001-	
71	897666-5160	RING SET; PISTON,O/S=0.25	4	52001-	
73	897666-5170	METAL SET; CONN ROD,STANDARD	4	52001-	
83	512211-0170	PIN; PISTON	4	52001-	
84	898369-7320	ROD ASM; CONN	4	52001-	
85	898063-8260	BUSHING; CONNROD	4	52001-	
86	898169-1400	BOLT; CONNROD	8	52001-	
88	894377-7850	NUT; CONNROD	8	52001-	3/8-24 UNF
126	894369-9050	RING; SNAP,PISTON PIN	8	52001-	
172	898210-2670	ROTOR; CRANK SENSOR	1	52001-	
203	908160-5080	PIN; ROTOR	1	52001-	OD=5 L=8
204	898038-3430	BOLT; ROTOR	3	52001-	M6X10



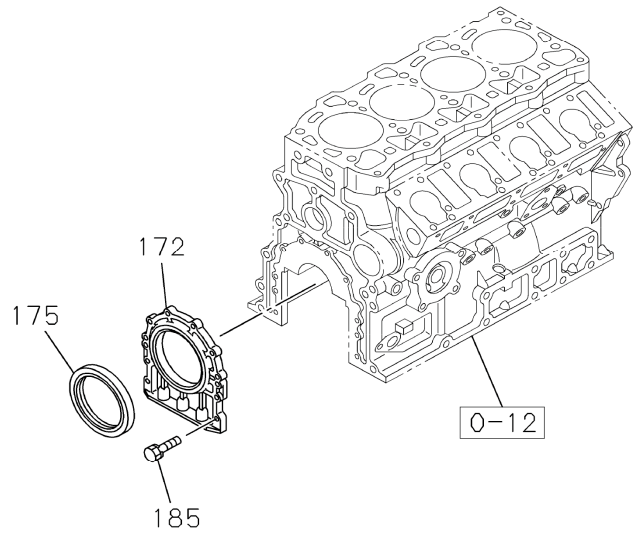
INDEX	PART NO.	DESCRIPTION	Q'TY	SERIAL NO.	REMARKS
1	898207-8212	CASE; TIMING GEAR	1	52001-	
40	091180-2080	NUT; GEAR CASE	2	52001-	M8 FLANGE
57	511321-0090	COVER; TIMING CHECK HOLE	1	52001-	
103	897351-7040	SEAL; OIL,CR/SHF,FRT	1	52001-	
134A	509300-0650	STUD; TIMING GEAR CASE	1	52001-	M8X79 L=92
134B	897262-1461	STUD; TIMING GEAR CASE	1	52001-	M8X50 L=62
137A	028050-8300	BOLT; FRT PLATE	3	52001-	M8X30 FLANGE
137B	897365-3760	BOLT; FRT PLATE	1	52001-	M8X22 FLANGE
149	898226-1104	PLATE; FRT,C/BL	1	52001-	
257	897118-6981	GASKET; TIMING CHECK HOLE	1	52001-	
367A	028050-8600	BOLT; GEAR CASE	3	52001-	M8X60 FLANGE
367B	028050-8800	BOLT; GEAR CASE	1	52001-	M8X80 FLANGE
367C	028050-8500	BOLT; GEAR CASE	8	52001-	M8X50 FLANGE
480	028050-6120	BOLT; COVER	2	52001-	M6X12 FLANGE
530	911229-0581	DOWEL; TIMING CASE	2	52001-	OD=11 L=8

TIMING GEAR CASE AND FLYWHEEL HOUSING (2/3)



INDEX	PART NO.	DESCRIPTION	Q'TY	SERIAL NO.	REMARKS
2B	898090-3222	HOUSING; FLYWHEEL	1	52001-	
211	028151-0250	BOLT; HSG	6	52001-	M10X25 FLANGE
487	897220-7400	COVER; HOLE	2	52001-	

0-20	TIMING GEAR CASE AND FLYWHEEL HOUSING
FIG-NO.	(NO.3)



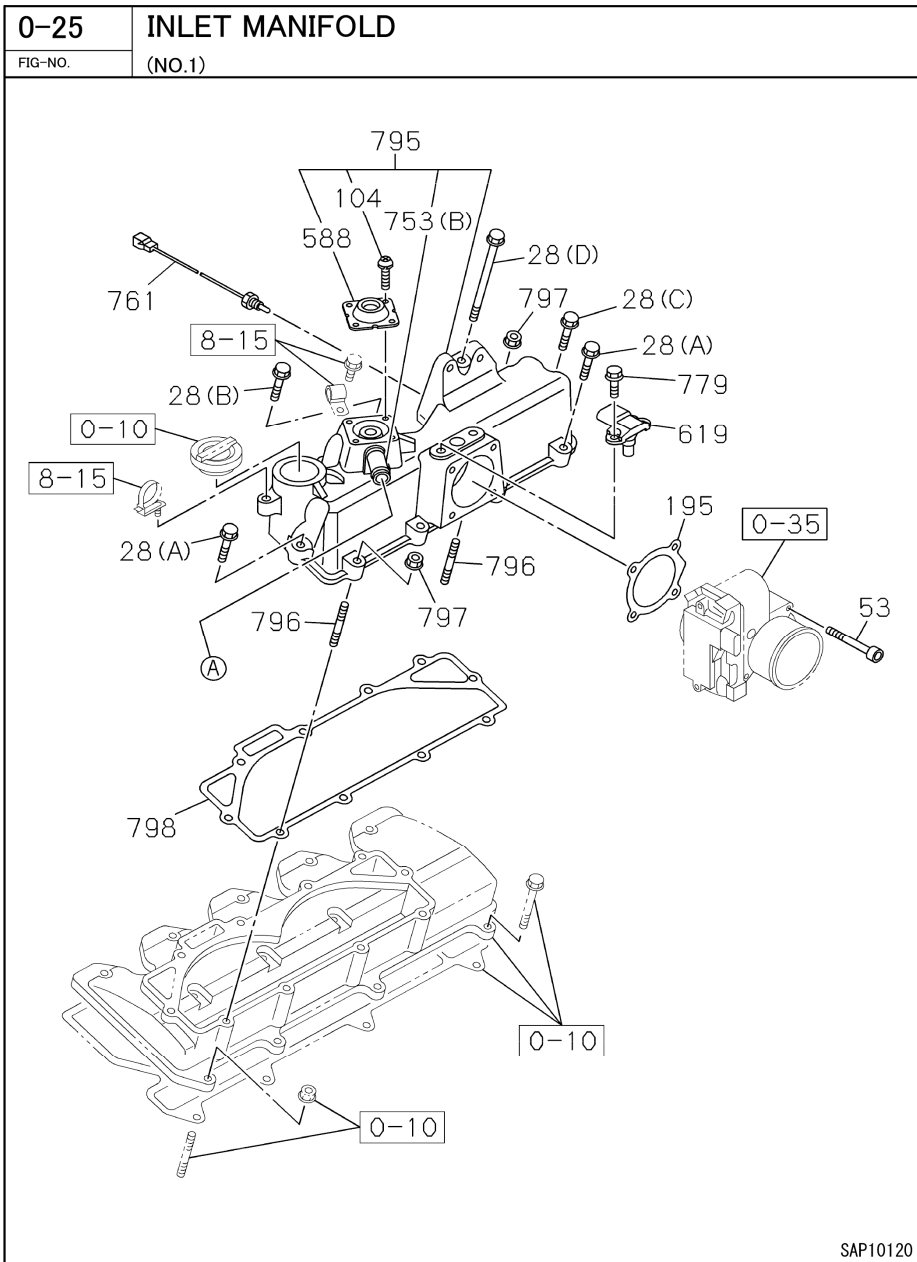
INDEX	PART NO.	DESCRIPTION	Q'TY	SERIAL NO.	REMARKS
172	897511-1240	RETAINER; CR/SHF	1	52001-	
175	897264-2250	SEAL; OIL,CR/SHF,RR	1	52001-	
185	028050-6200	BOLT; RET TO C/BL	8	52001-	M6X20 FLANGE

SAP10110



CC985S-2  
FIG.91-09-01

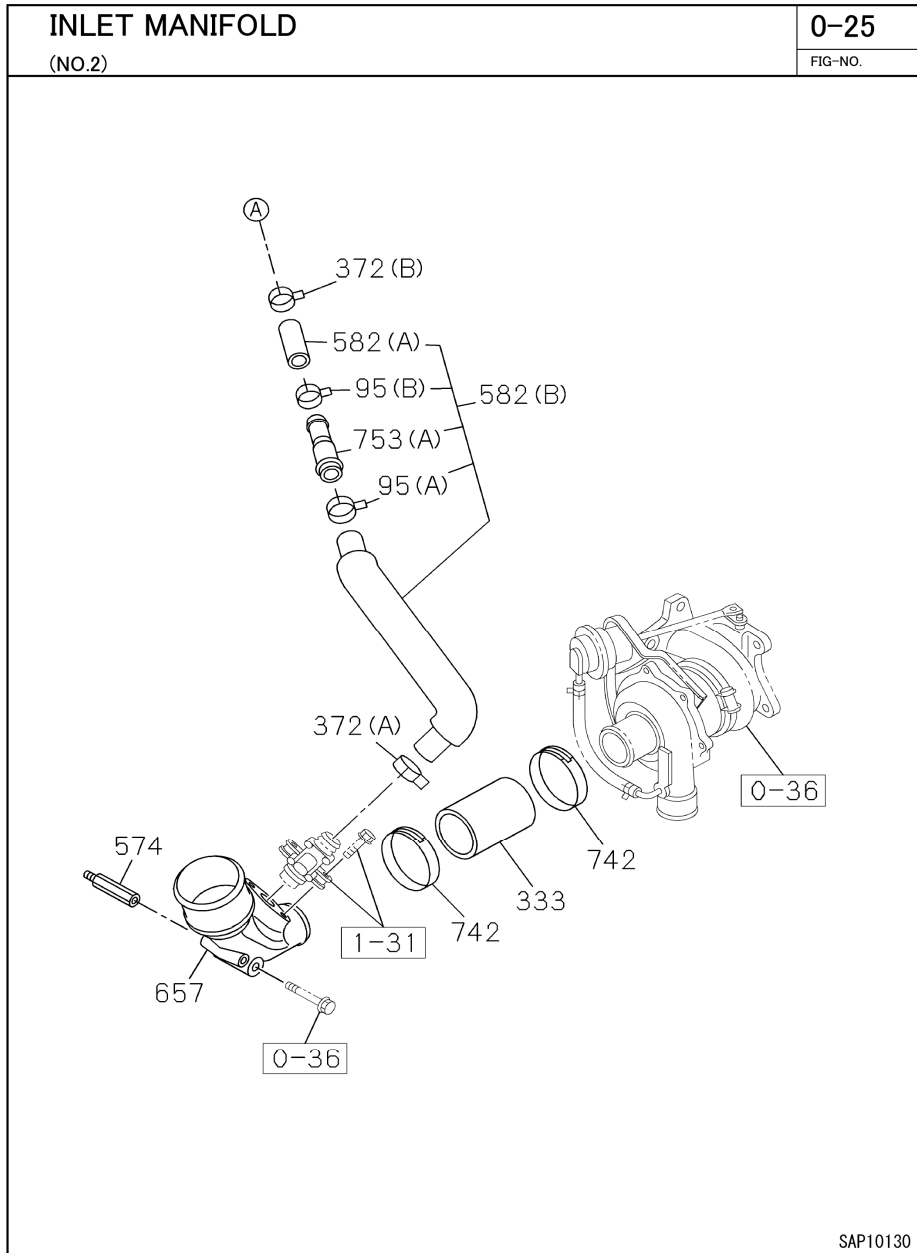
CC985S-2  
INLET MANIFOLD (1/2)



INDEX	PART NO.	DESCRIPTION	Q'TY	SERIAL NO.	REMARKS
28A	028050-6300	BOLT; CHAMBER	5	52001-	M6X30 FLANGE
28B	028050-6400	BOLT; CHAMBER	1	52001-	M6X40 FLANGE
28C	028050-6800	BOLT; CHAMBER	1	52001-	M6X80 FLANGE
28D	898163-9820	BOLT; CHAMBER	1	52001-	M6X110 FLANGE
53	058330-6500	BOLT; INL PIPE	4	52001-	M6X50 HEX SOCKET
104	036220-4100	SCREW	4	52001-	M4X10 W/LK WASHER
195	898248-2590	GASKET; THROTTLE BODY INJECTOR (* SET)	1	52001-	
588	894329-5490	VENTILATOR	1	52001-	
619	898121-6971	SENSOR; MAP	1	52001-	
753B	898045-7380	PIPE; PCV	1	52001-	
761	897381-1820	SENSOR; MANIF	1	52001-	
779	028050-6120	BOLT; SENSOR	2	52001-	M6X12 FLANGE
795	898369-7661	CHAMBER; INT	1	52001-	
796	041010-6300	STUD; CHAMBER	2	52001-	M6X30 L=38
797	091180-1060	NUT; CHAMBER	2	52001-	M6 FLANGE
798	898030-5980	GASKET; CHAMBER (* SET)	1	52001-	

CC985S-2  
FIG.91-09-02

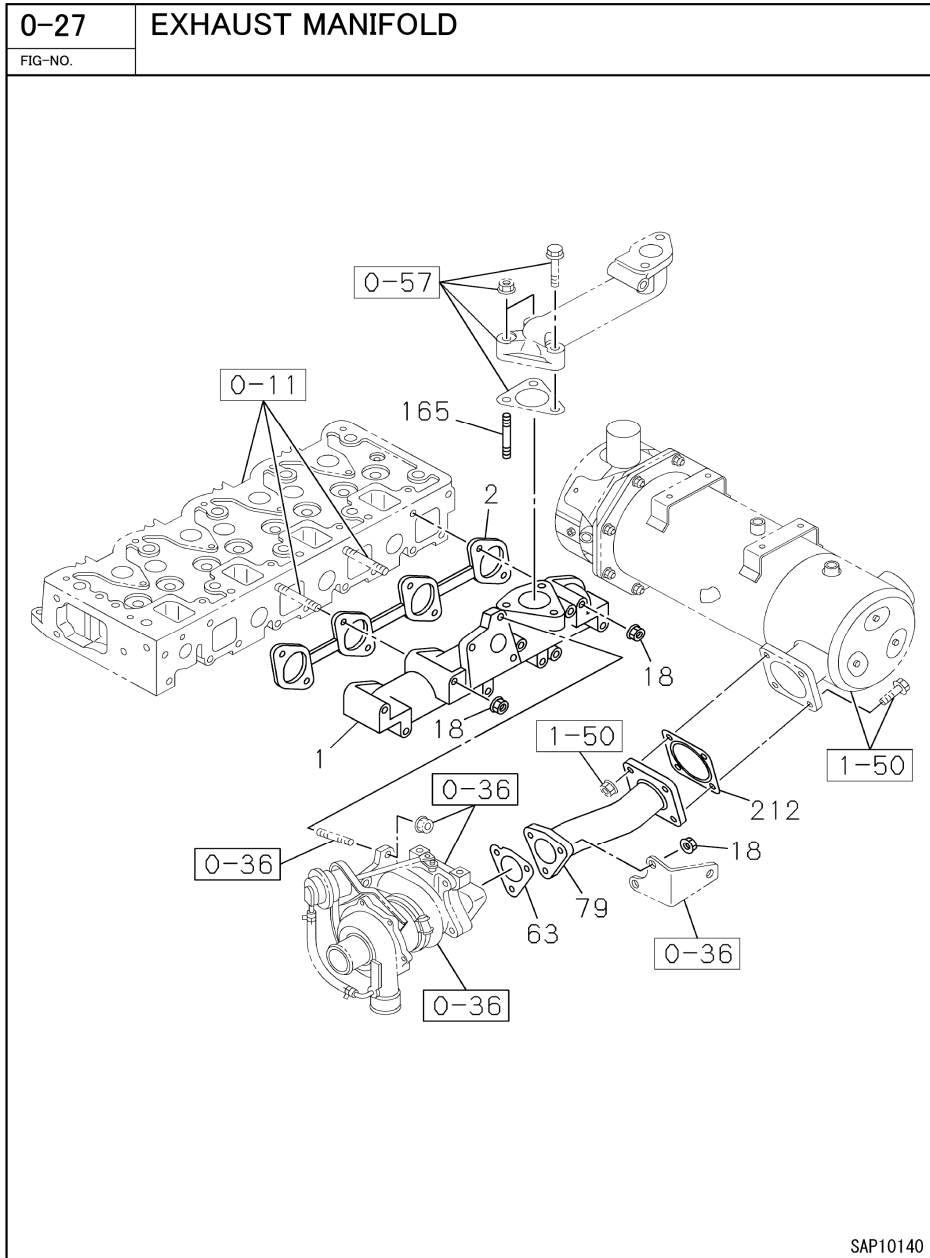
CC985S-2  
INLET MANIFOLD (2/2)



INDEX	PART NO.	DESCRIPTION	Q'TY	SERIAL NO.	REMARKS
95A	109707-1500	CLIP; RUBBER HOSE	1	52001-	ID=28.5
95B	894125-8621	CLIP; RUBBER HOSE	1	52001-	ID=20.8
333	002840-0600	HOSE; RUBBER, INL PIPE	1	52001-	
372A	109707-1500	CLIP; HOSE	1	52001-	ID=28.5
372B	894125-8621	CLIP; HOSE	1	52001-	ID=20.8
574	897518-2790	SPACER; INL PIPE	1	52001-	
582A	897651-3850	HOSE; RUBBER PCV	1	52001-	
582B	897663-5460	HOSE; RUBBER PCV	1	52001-	
657	897547-1110	PIPE; AIR INL	1	52001-	
742	898133-3470	CLAMP	2	52001-	ID=40-50
753A	897651-3260	PIPE; PCV	1	52001-	

CC985S-2  
FIG.91-10-01

CC985S-2  
EXHAUST MANIFOLD



INDEX	PART NO.	DESCRIPTION	Q'TY	SERIAL NO.	REMARKS
1	898030-5661	MANIFOLD; EXHAUST	1	52001-	
2	898296-3070	GASKET; EXH MANIF TO HD (* SET)	1	52001-	
18	897161-6070	NUT; EXH MANIF	11	52001-	M8 FLANGE
63	897367-9180	GASKET; EXH MANIF	1	52001-	
79	898369-7790	PIPE; EXH	1	52001-	
165	904130-8400	STUD; EGR PIPE	2	52001-	M8X40 L=52
212	897373-1080	GASKET; EXH PIPE	1	52001-	ID=64

CC985S-2  
FIG.91-11-01

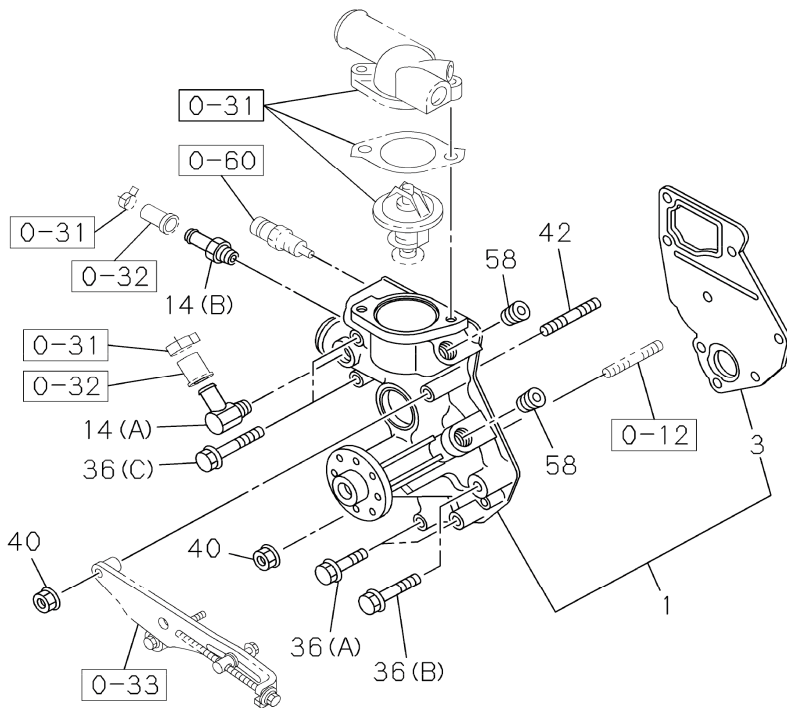
WATER PUMP AND CORROSION RESISTOR

(NO.2)

0-30

FIG-NO.

XBJB



SAP10150

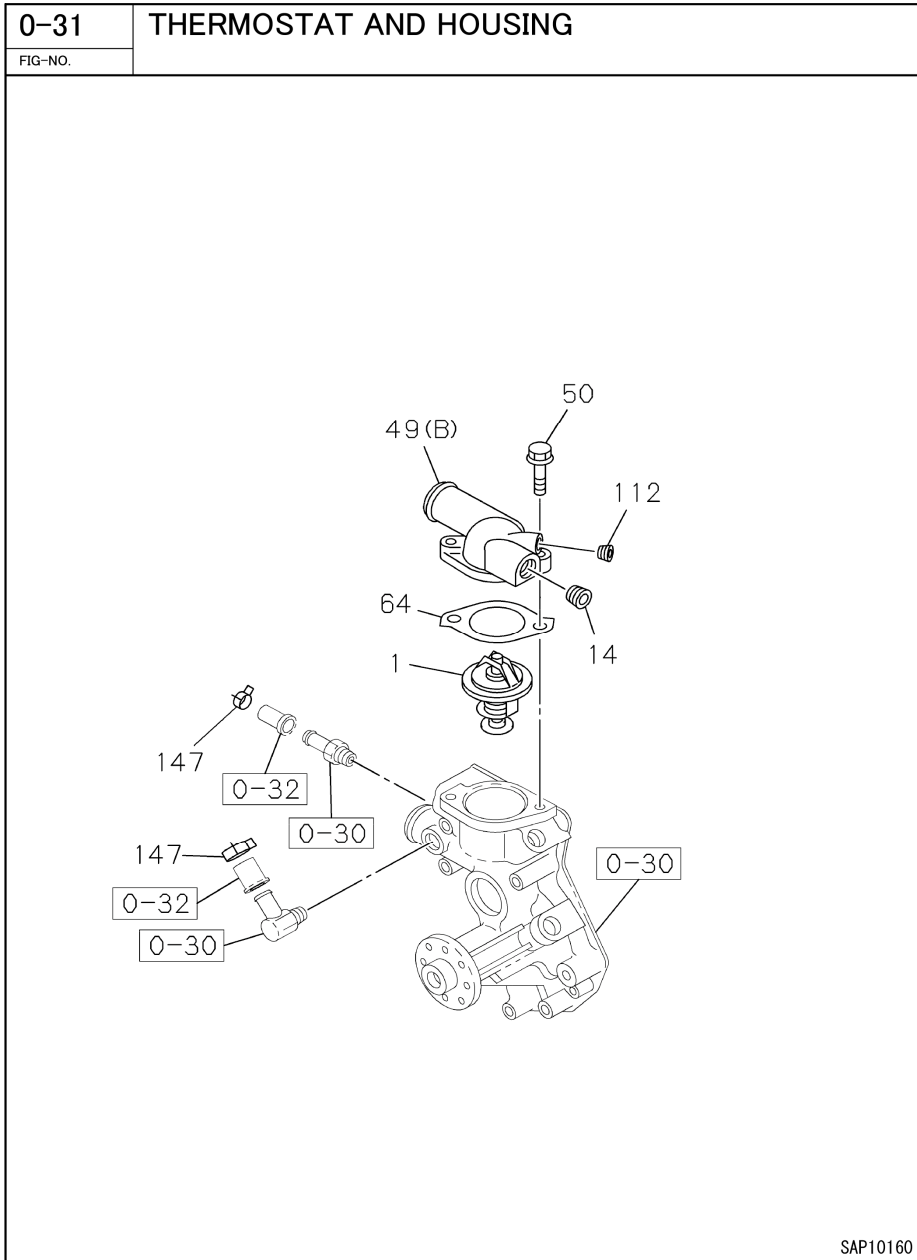
CC985S-2

WATER PUMP AND CORROSION RESISTOR

INDEX	PART NO.	DESCRIPTION	Q'TY	SERIAL NO.	REMARKS
1	587311-1832	PUMP ASM; WATER,W/GASKET	1	52001-	
3	897289-5430	GASKET; PUMP TO C/BL (* SET)	1	52001-	
14A	894241-9620	CONNECTOR; JOINT	1	52001-	PT3/8
14B	909903-4971	CONNECTOR; JOINT	1	52001-	PT3/8
36A	028050-8500	BOLT; WATER PUMP TO C/BL	2	52001-	M8X50 FLANGE
36B	028050-8700	BOLT; WATER PUMP TO C/BL	1	52001-	M8X70 FLANGE
36C	028050-8900	BOLT; WATER PUMP TO C/BL	2	52001-	M8X90 FLANGE
40	091180-2080	NUT; WATER PUMP	2	52001-	M8 FLANGE
42	894171-9900	STUD; WATER PUMP	1	52001-	M8X90 L=101
58	509605-0050	PLUG; HTR	2	52001-	PT3/8 T=12

CC985S-2  
FIG.91-12-01

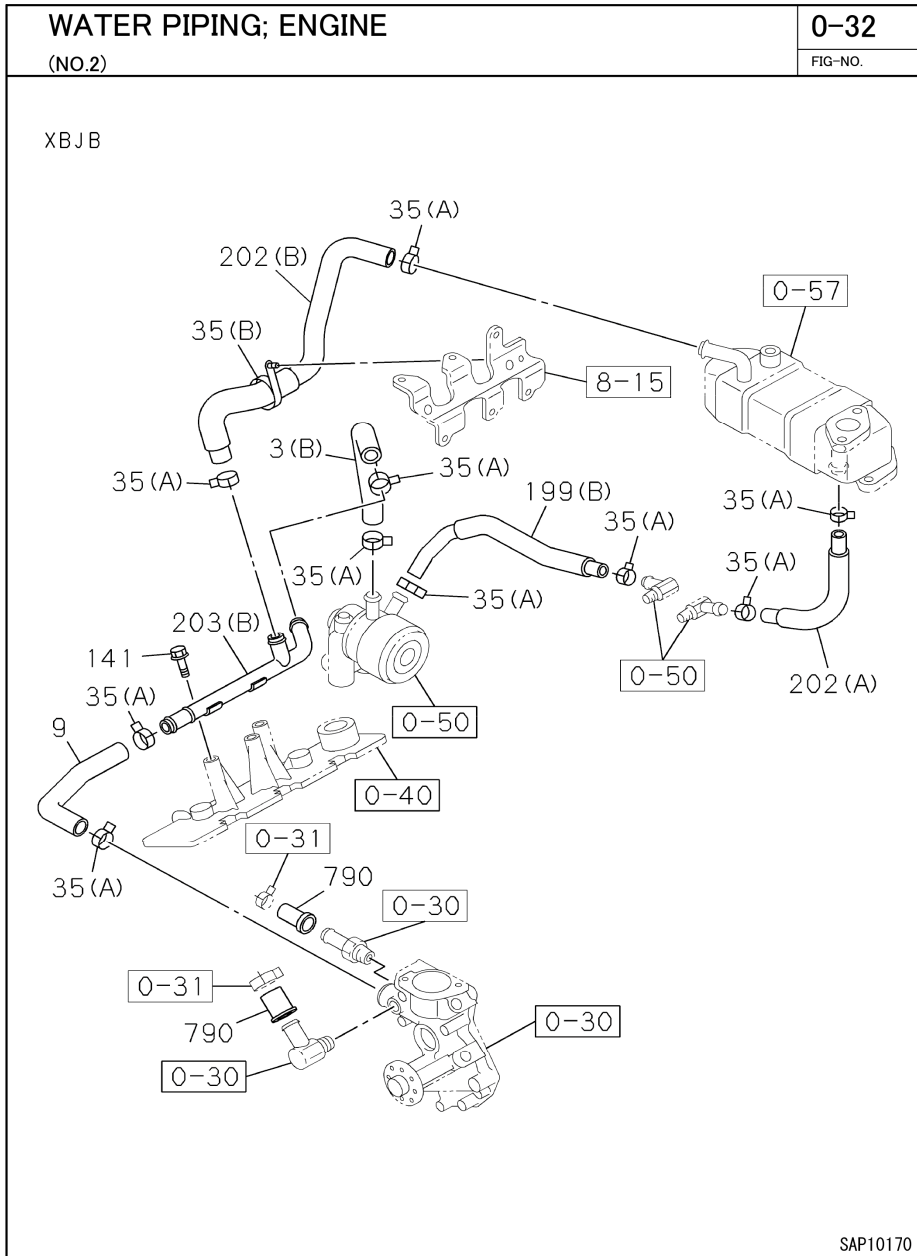
CC985S-2  
THERMOSTAT AND HOUSING



INDEX	PART NO.	DESCRIPTION	Q'TY	SERIAL NO.	REMARKS
1	897361-7700	THERMOSTAT	1	52001-	82 CELSIUS
14	509605-0050	PLUG; SW	1	52001-	PT3/8 T=12
49B	897258-4792	PIPE; WATER OUTLET	1	52001-	
50	028650-8250	BOLT; OUTLET PIPE	2	52001-	M8X25 FLANGE
64	897264-6901	GASKET; OUTLET PIPE TO HSG (* SET)	1	52001-	
112	897369-5521	PLUG	1	52001-	PT1/8
147	894466-3820	CLIP; RUBBER CAP	2	52001-	ID=22.7

CC985S-2  
FIG.91-13-01

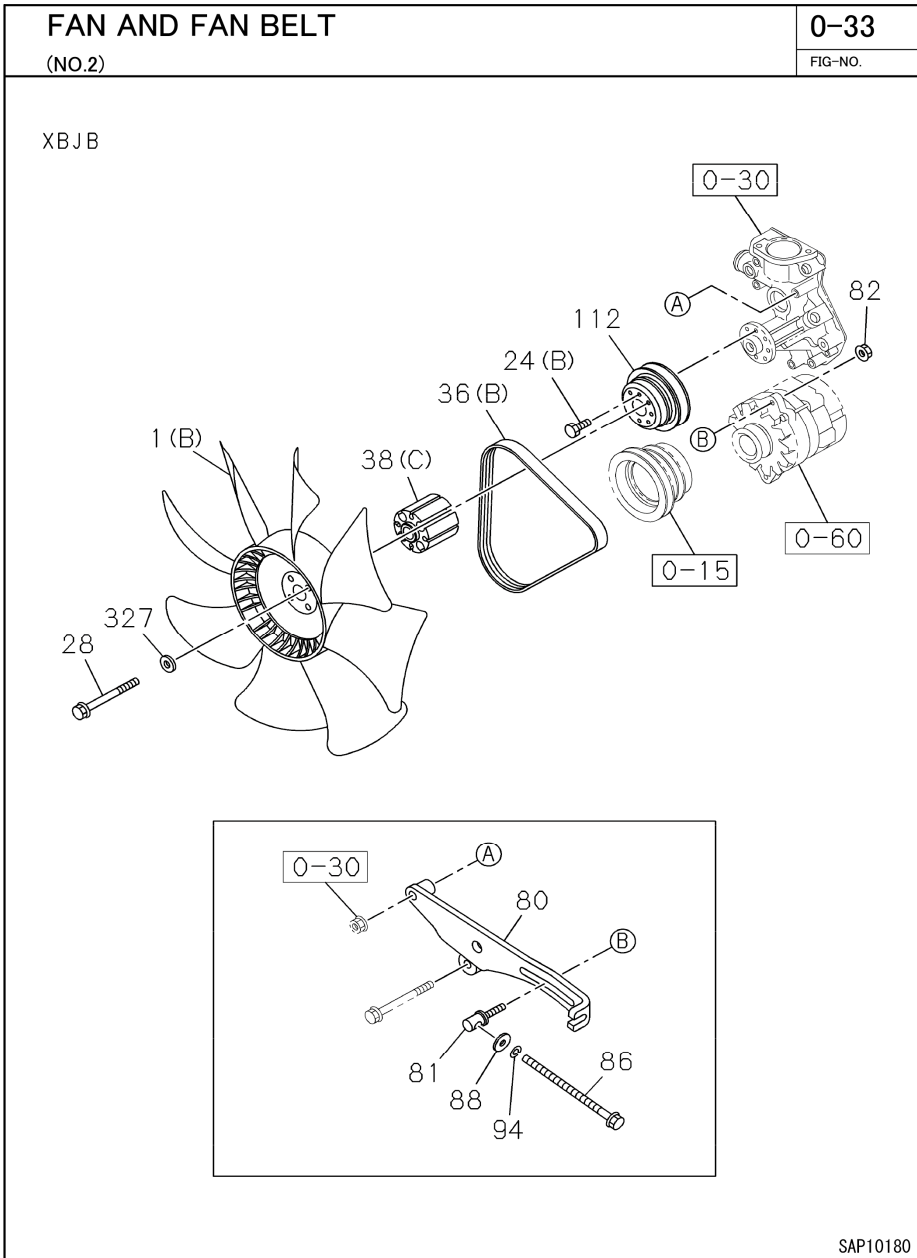
CC985S-2  
WATER PIPING; ENGINE



INDEX	PART NO.	DESCRIPTION	Q'TY	SERIAL NO.	REMARKS
3B	898210-2750	HOSE; WATER,OIL COOLER	1	52001-	
9	898210-1130	HOSE; RUBBER,PIPE TO WATER PUMP	1	52001-	
35A	894466-3820	CLIP; RUBBER HOSE	10	52001-	ID=22.7
35B	897122-3600	CLIP; RUBBER HOSE	1	52001-	L=140
141	028050-8160	BOLT; WATER PIPE	2	52001-	M8X16 FLANGE
199B	898210-2741	HOSE; RUBBER,OIL COOLER	1	52001-	
202A	898210-2720	HOSE; RUBBER,EGR COOLER	1	52001-	
202B	898379-6620	HOSE; RUBBER,EGR COOLER	1	52001-	
203B	898210-2710	PIPE; WATER RETURN	1	52001-	
790	894107-7930	CAP	2	52001-	

CC985S-2  
FIG.91-14-01

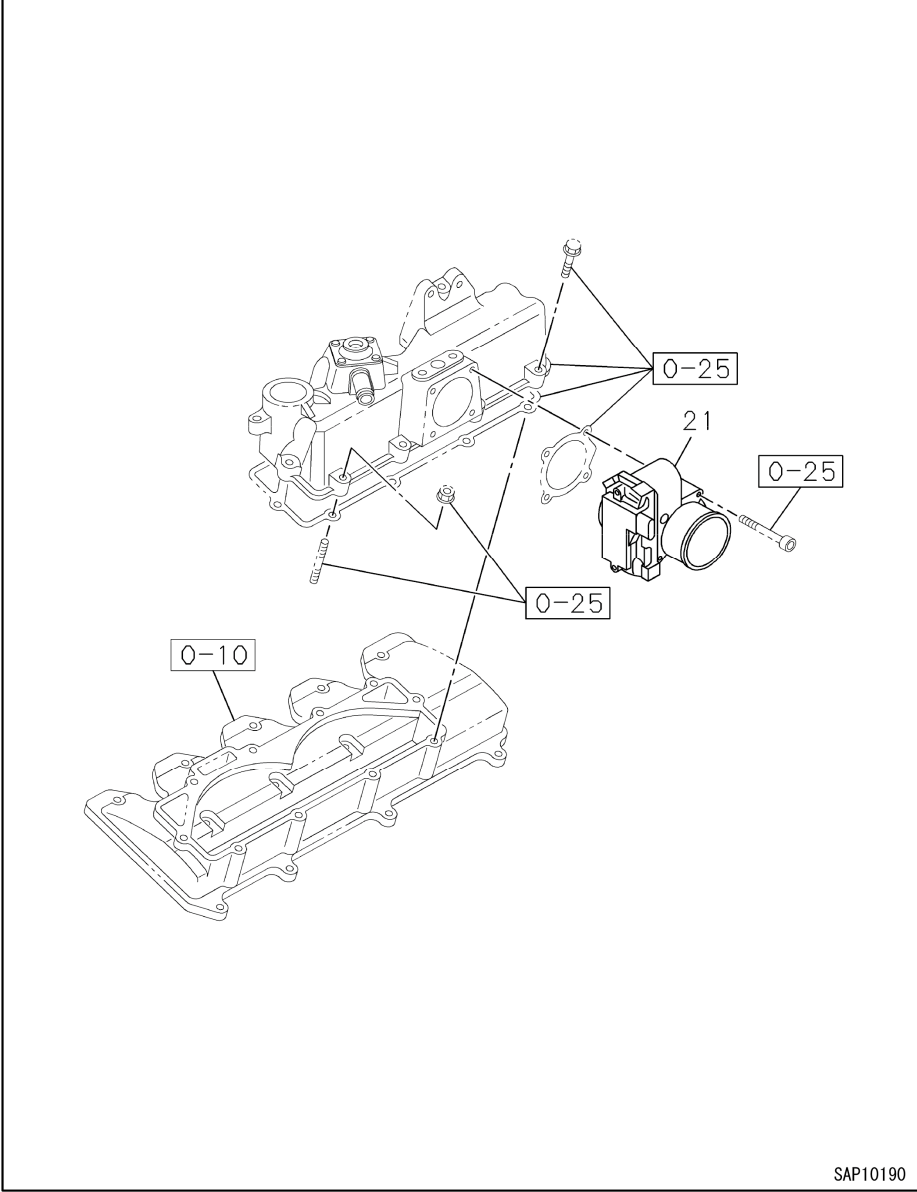
CC985S-2  
FAN AND FAN BELT



INDEX	PART NO.	DESCRIPTION	Q'TY	SERIAL NO.	REMARKS
1B	897222-9830	FAN; COOLING	1	52001-	
24B	020800-6120	BOLT; FAN	2	52001-	M6X12
28	028050-6900	BOLT; COOLING FAN	4	52001-	M8X90 FLANGE
36B	898369-7650	BELT; COOLING FAN	1	52001-	L=950 7PK950
38C	113642-0490	SPACER; FAN	1	52001-	
80	898095-1700	PLATE; ADJ	1	52001-	
81	897257-2230	PIECE; SLIDING	1	52001-	
82	091180-2080	NUT; ADJ PLATE	1	52001-	M8 FLANGE
86	897172-7201	BOLT; ADJ	1	52001-	M8X130 FLANGE
88	091614-7080	WASHER; PL,ADJ PLATE	1	52001-	ID=8.4 OD=22 T=2
94	091510-8080	WASHER; LK,ADJ PLATE	1	52001-	ID=8.2
112	898369-7640	PULLEY; FAN CENTER	1	52001-	
327	109985-0380	WASHER; PL,FAN	4	52001-	ID=6.4

CC985S-2  
FIG.91-15-01

0-35 ENGINE CONTROL VALVE AND LEVER  
FIG-NO.

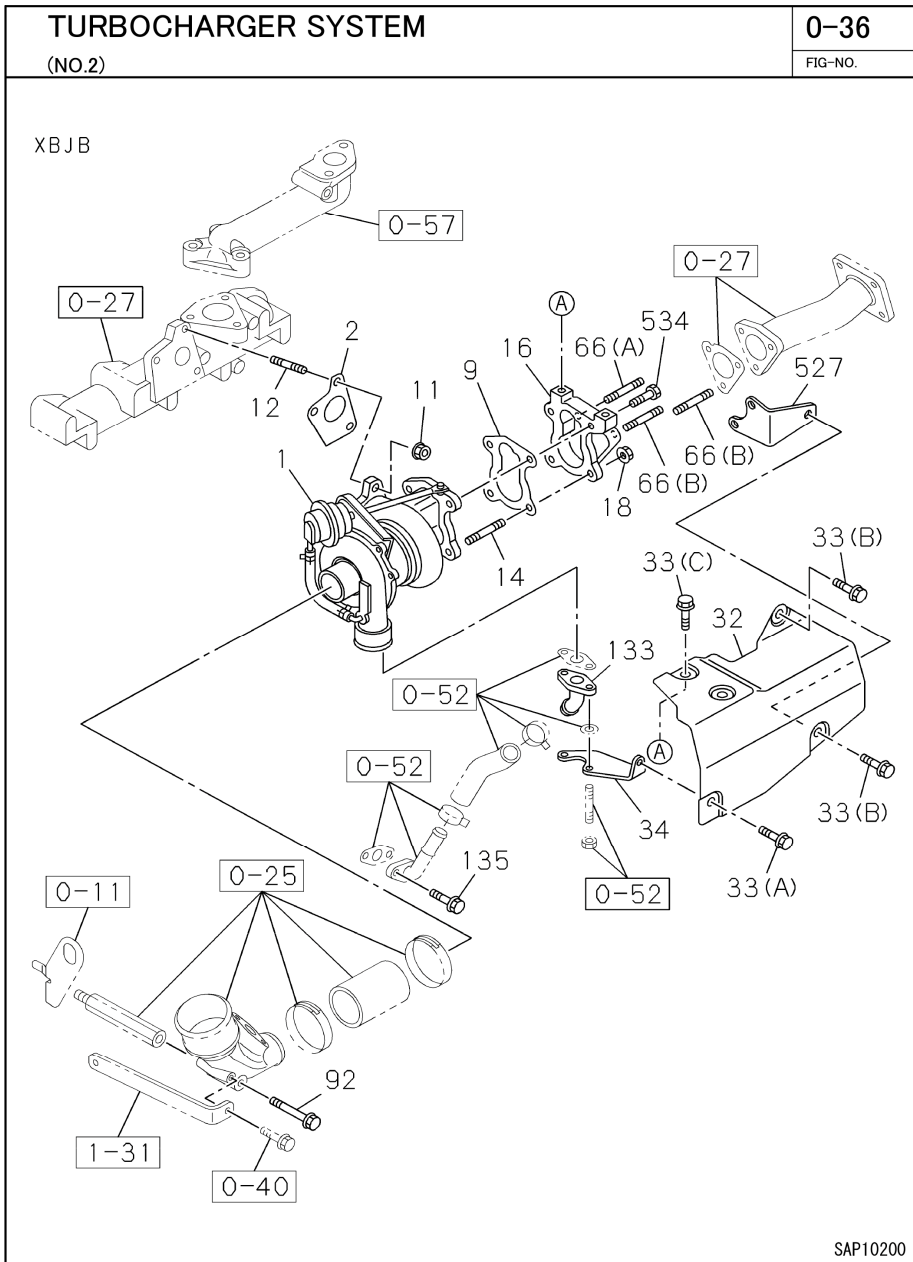


SAP10190

CC985S-2  
ENGINE CONTROL VALVE AND LEVER

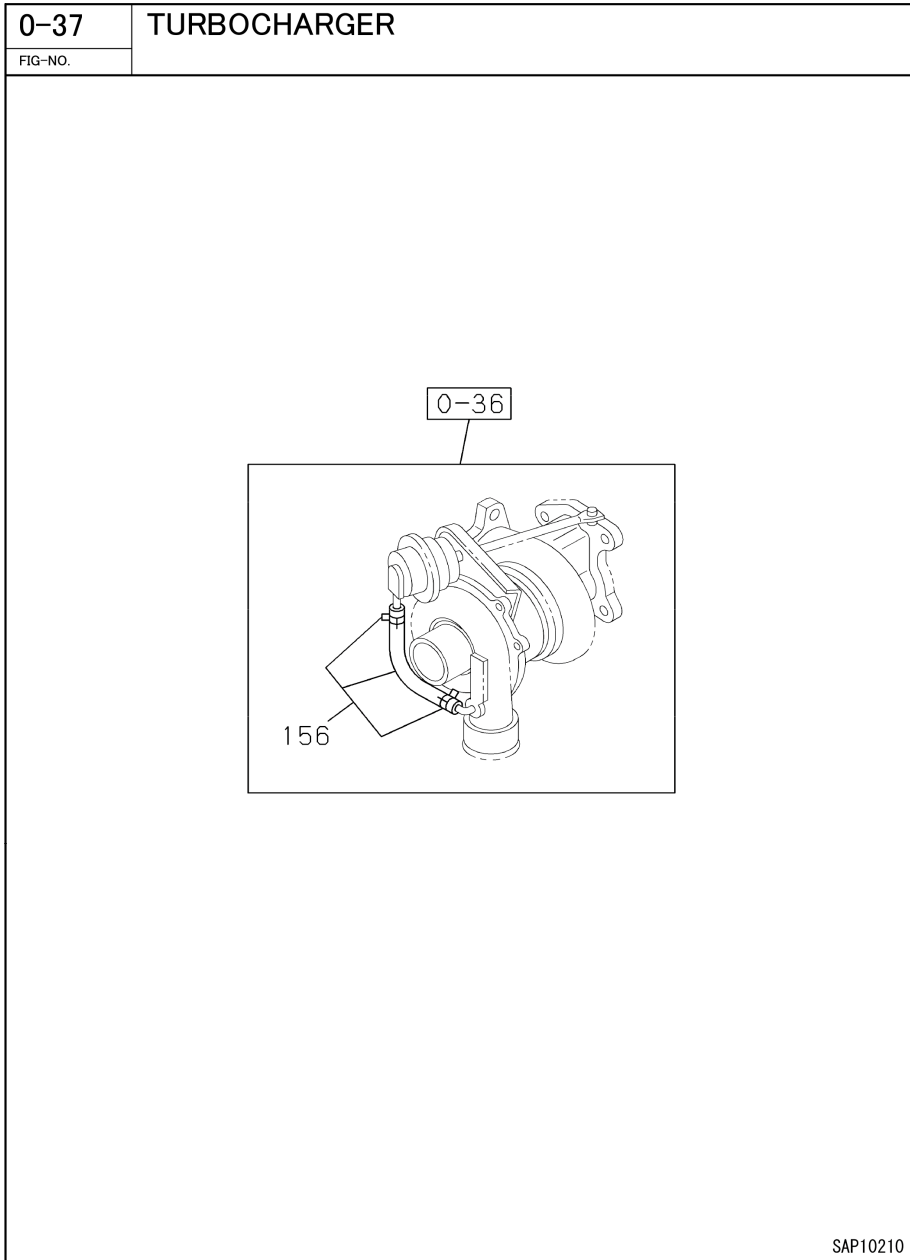
INDEX	PART NO.	DESCRIPTION	Q'TY	SERIAL NO.	REMARKS
21	898247-3951	VALVE ASM; THROTTLE	1	52001-	





INDEX	PART NO.	DESCRIPTION	Q'TY	SERIAL NO.	REMARKS
1	898369-7690	TURBOCHARGER ASM	1	52001-	
2	898049-0260	GASKET; TURBOCHARGER TO EXH MANIF (* SET)	1	52001-	
9	894148-8850	GASKET; TURBOCHARGER TO EXH DUCT (* SET)	1	52001-	
11	897161-6070	NUT; TURBOCHARGER	3	52001-	M8 FLANGE
12	894257-3190	STUD; TURBOCHARGER	3	52001-	M8X22 L=33
14	897378-0640	STUD; TURBOCHARGER TO EXH PIPE	2	52001-	M8X30 L=41
16	898048-9621	ADAPTER; EXH PIPE	1	52001-	
18	897161-6070	NUT; EXH PIPE	2	52001-	M8 FLANGE
32	898379-6650	PROTECTOR; HEAT, TURBOCHARGER	1	52001-	
33A	028050-6120	BOLT; HEAT PROTECTOR	1	52001-	M6X12 FLANGE
33B	897378-0750	BOLT; HEAT PROTECTOR	2	52001-	M8X14 FLANGE
33C	898210-4030	BOLT; HEAT PROTECTOR	2	52001-	M6X25 FLANGE
34	898092-8160	BRACKET; HEAT PROTECTOR	1	52001-	
66A	894257-3190	STUD; EXH PIPE	1	52001-	M8X22 L=33
66B	897378-0640	STUD; EXH PIPE	2	52001-	M8X30 L=41
92	028050-8600	BOLT; INL PIPE	1	52001-	M8X60 FLANGE
133	898180-6900	PIPE; OIL DRAIN, TURBOCHARGER	1	52001-	
135	028050-6160	BOLT; OIL PIPE TO C/BL	2	52001-	M6X16 FLANGE
527	898209-8890	BRACKET; TURBOCHARGER	1	52001-	
534	898043-5280	BOLT; TURBOCHARGER TO EXH PIPE	2	52001-	M8X28 FLANGE

CC985S-2  
FIG.91-17-01

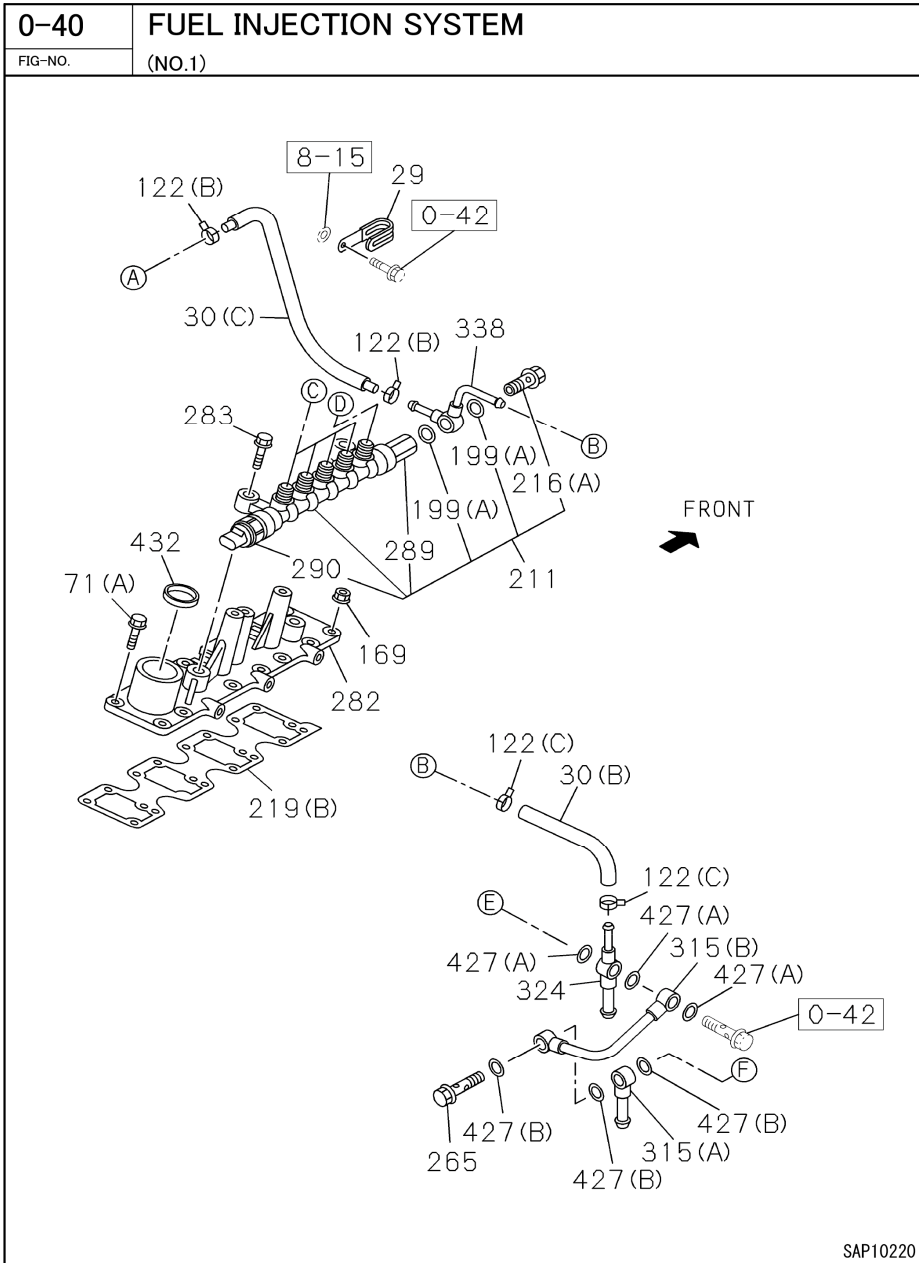


CC985S-2  
TURBOCHARGER

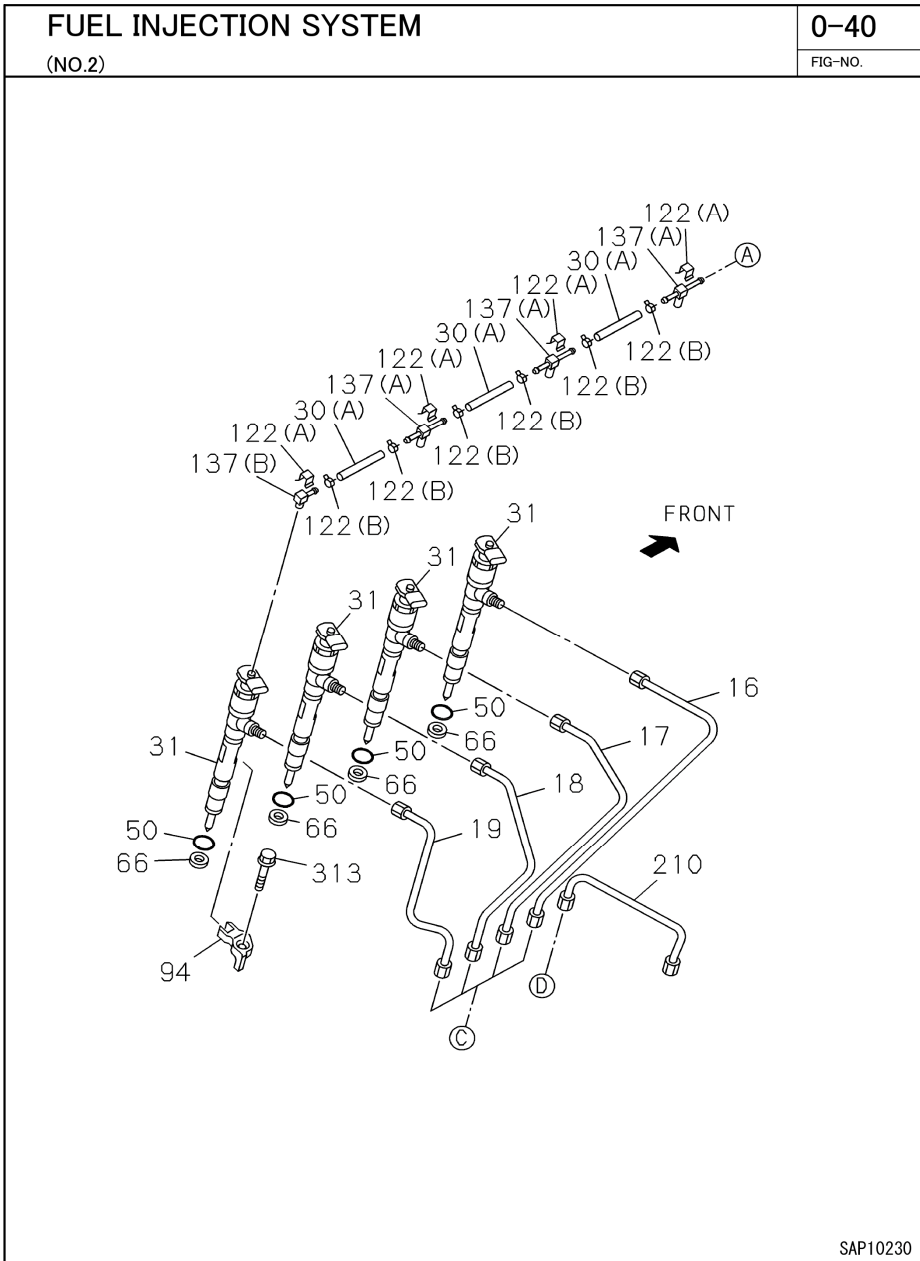
INDEX	PART NO.	DESCRIPTION	Q'TY	SERIAL NO.	REMARKS
156	898225-3350	HOSE KIT; TURBOCHARGER	1	52001-	

CC985S-2  
FIG.91-18-01

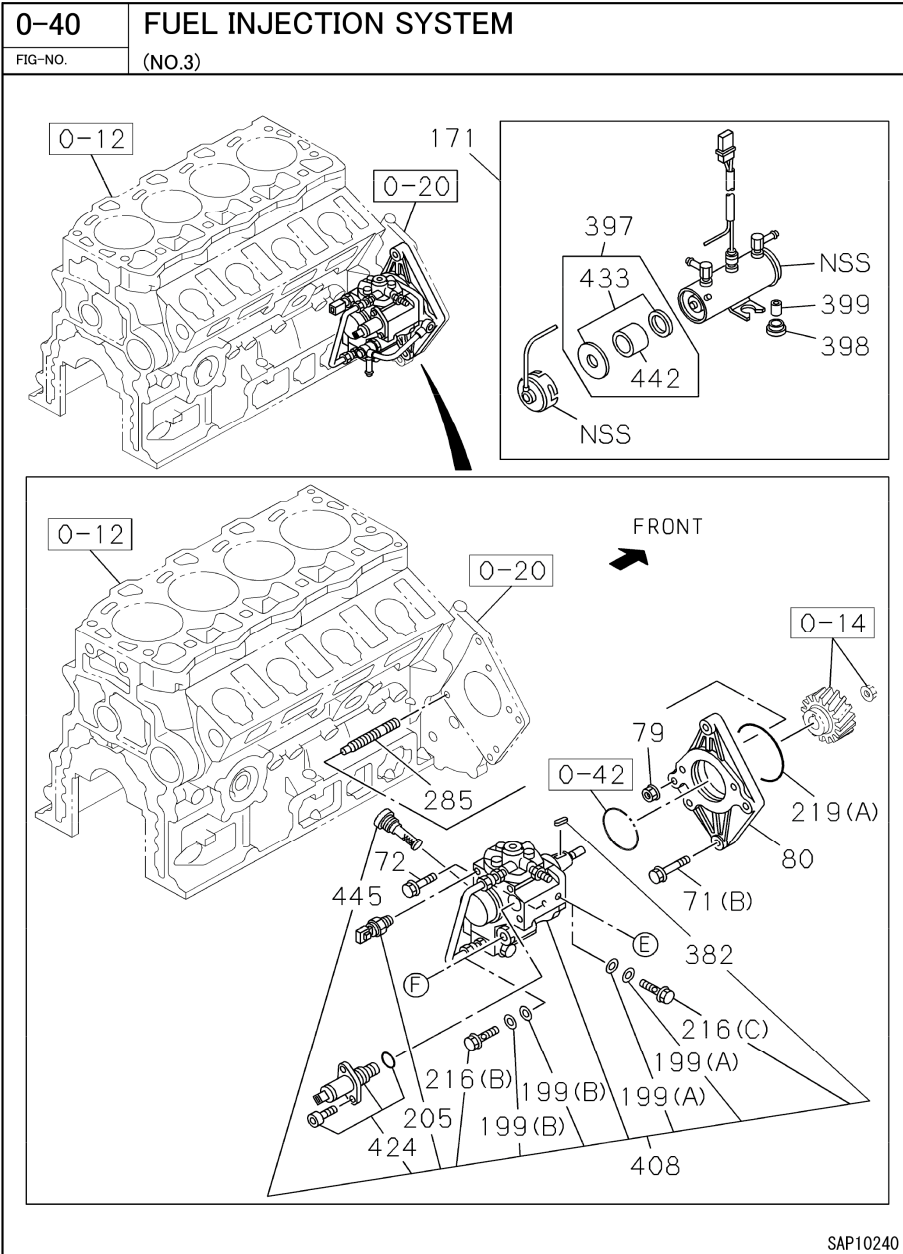
CC985S-2  
FUEL INJECTION SYSTEM (1/4)



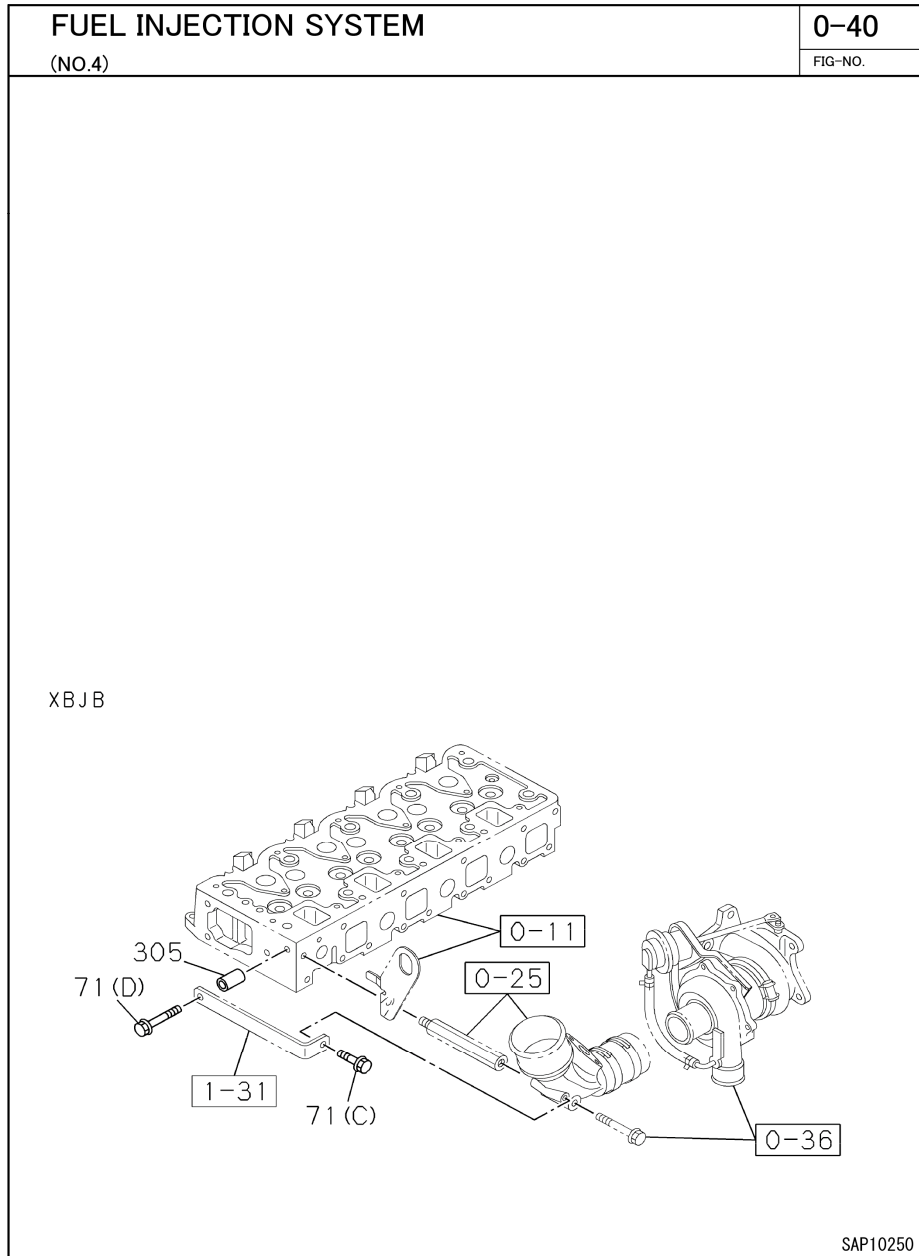
INDEX	PART NO.	DESCRIPTION	Q'TY	SERIAL NO.	REMARKS
29	897367-9851	CLIP; HOSE	1	52001-	ID=18 L=44
30B	897377-8940	HOSE; RUBBER,FUEL LEAK	1	52001-	L=110
30C	898170-6081	HOSE; RUBBER,FUEL LEAK	1	52001-	
71A	028050-8200	BOLT; BRKT	8	52001-	M8X20 FLANGE
122B	897019-4730	CLIP; LEAK OFF PIPE	2	52001-	ID=10.5
122C	897375-6380	CLIP; LEAK OFF PIPE	2	52001-	ID=11.5
169	091180-1080	NUT; BRKT	7	52001-	M8 FLANGE
199A	897602-2180	GASKET; EYE BOLT (* SET)	2	52001-	
211	898168-0051	RAIL ASM; COMMON	1	52001-	
216A	898035-8280	BOLT; EYE	1	52001-	M10X19 EYE-BOLT
219B	898210-0170	GASKET (* SET)	1	52001-	
265	898074-9550	VALVE; FEED PUMP	1	52001-	
282	897532-1971	BRACKET; COMMON RAIL	1	52001-	
283	028151-0300	BOLT; COMMON RAIL	2	52001-	M10X30 FLANGE
289	898138-6950	LIMITER; FUEL PRESS	1	52001-	
290	898138-7360	SENSOR; PRESS	1	52001-	
315A	898126-3320	PIPE; FUEL,SUCTION	1	52001-	
315B	898008-7891	PIPE; FUEL,SUCTION	1	52001-	
324	898210-2940	PIPE; FUEL RETURN	1	52001-	
338	898369-7820	PIPE; C/RAIL,LEAK OFF	1	52001-	
427A	109630-0830	GASKET; FUEL PIPE (* SET)	3	52001-	ID=10.2 OD=15.2
427B	898251-3450	GASKET; FUEL PIPE (* SET)	3	52001-	ID=14.2 OD=19.2
432	511219-0180	CUP; SEALING	1	52001-	OD=36



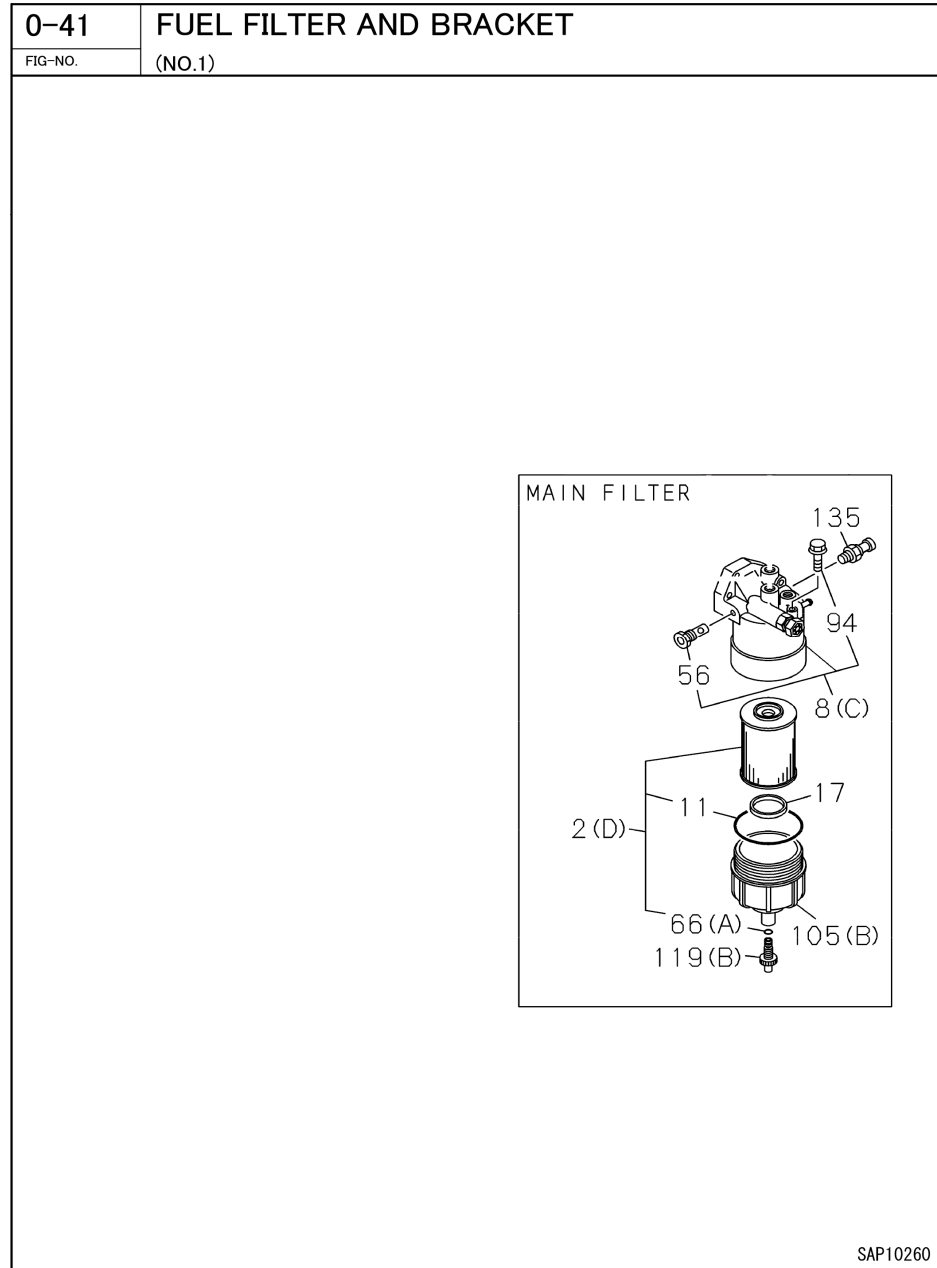
INDEX	PART NO.	DESCRIPTION	Q'TY	SERIAL NO.	REMARKS
16	898229-5930	PIPE; INJ NO.1	1	52001-	
17	898229-5940	PIPE; INJ NO.2	1	52001-	
18	898229-5950	PIPE; INJ NO.3	1	52001-	
19	898229-5960	PIPE; INJ NO.4	1	52001-	
30A	898210-2860	HOSE; RUBBER,FUEL LEAK	3	52001-	
31	898369-7780	NOZZLE ASM; INJ	4	52001-	
50	897115-7120	GASKET; NOZZLE HOLDER (* SET)	4	52001-	ID=17
66	897171-3310	GASKET; INJ NOZZLE (* SET)	4	52001-	ID=7.2 OD=15.0 T=6.6
94	898209-4170	BRACKET; INJ NOZZLE	4	52001-	
122A	897315-2860	CLIP; LEAK OFF PIPE	4	52001-	
122B	897019-4730	CLIP; LEAK OFF PIPE	6	52001-	ID=10.5
137A	898161-0610	PIPE ASM; LEAK OFF	3	52001-	ID=11.5
137B	898161-0620	PIPE ASM; LEAK OFF	1	52001-	
210	898209-8820	PIPE; INJ,C/R	1	52001-	
313	894433-7171	BOLT; BRKT,INJ NOZZLE	4	52001-	



INDEX	PART NO.	DESCRIPTION	Q'TY	SERIAL NO.	REMARKS
71B	028151-0300	BOLT; BRKT	2	52001-	M10X30 FLANGE
72	028650-8300	BOLT; BRKT TO INJ PUMP	3	52001-	M8X30 FLANGE
79	091180-2100	NUT; BRKT TO INJ PUMP	2	52001-	M10 FLANGE
80	898210-2851	BRACKET; PUMP	1	52001-	
171	S585A3462040	FUEL PUMP ASS'Y	1	52001-	
199A	897602-2180	GASKET; EYE BOLT (* SET)	2	52001-	
199B	115619-5070	GASKET; EYE BOLT (* SET)	2	52001-	ID=14.2
205	898023-5810	SENSOR; FUEL TEMP	1	52001-	
216B	515759-0030	BOLT; EYE	1	52001-	M14X26 EYE-BOLT
216C	897351-3880	BOLT; EYE	1	52001-	M10X23 EYE-BOLT
219A	909566-2710	GASKET (* SET)	1	52001-	
285	044011-0300	STUD; BRKT	2	52001-	M10X30 L=45
382	898161-9950	KEY; DRIVE SHAFT	1	52001-	
397	898173-1650	REPAIR KIT; FUEL PUMP	1	52001-	MESH FILTER
398	897047-2660	GROMMET; FUEL PUMP	2	52001-	
399	897047-2650	COLLAR; FUEL PUMP	2	52001-	
408	897386-5576	PUMP ASM; FUEL,SUPPLY	1	52001-	
424	898145-5011	OVERHAUL KIT; SUPPLY PUMP	1	52001-	
433	898071-4040	GASKET KIT; FUEL PUMP	1	52001-	
442	898071-4010	FUEL PUMP FILTER	1	52001-	MESH FILTER
445	898204-9860	SCREW; FILTER,INLET	1	52001-	
NSS	-	Supply of single item prohibited			



INDEX	PART NO.	DESCRIPTION	Q'TY	SERIAL NO.	REMARKS
71C	028050-6200	BOLT; BRKT	1	52001-	M6X20 FLANGE
71D	028050-8450	BOLT; BRKT	1	52001-	M8X45 FLANGE
305	983625-3760	SPACER; BRKT	1	52001-	L=28



INDEX	PART NO.	DESCRIPTION	Q'TY	SERIAL NO.	REMARKS
1B	S585A3462030	FUEL FILTER ASS'Y	1	52001-	
2D	898152-7382	FUEL FILTER ELEMENT	1	52001-	
8C	898086-4341	COVER; FUEL FILTER	1	52001-	
9	109630-0860	GASKET; EYE JOINT	4	52001-	ID=16.2 OD=22
11	898008-8420	GASKET; CASE TO BODY,FUEL FILTER	1	52001-	
17	898008-8490	FLOAT; FUEL FILTER	1	52001-	
56	898008-8471	PLUG; FUEL FILTER	1	52001-	
66A	898008-8430	GASKET; PLUG,FUEL FILTER	1	52001-	
69	109675-0951	BOLT; EYE,FUEL FILTER	2	52001-	M16X30 EYE-BOLT
94	898008-8460	VALVE; FUEL FILTER	1	52001-	
105B	898008-8440	CASE; FUEL FILTER	1	52001-	
106	897383-4270	PIPE; FUEL	2	52001-	
119B	898008-8480	PLUG; DRAIN,FUEL FILTER	1	52001-	
135	898086-4330	SENSOR	1	52001-	

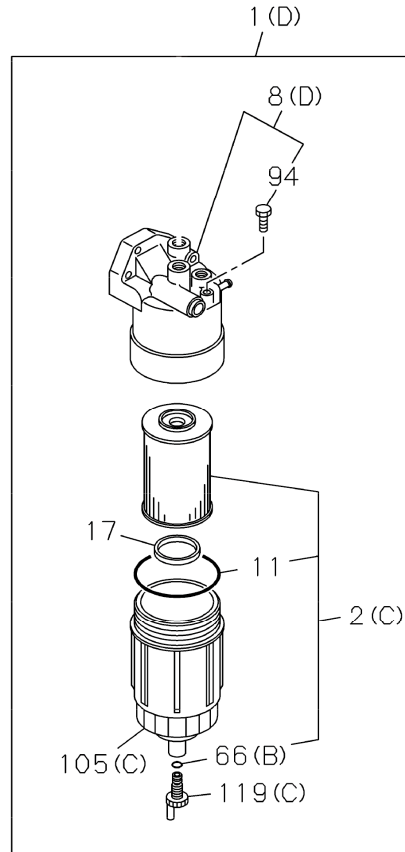
FUEL FILTER AND BRACKET

(NO.2)

0-41

FIG-NO.

PRE FILTER



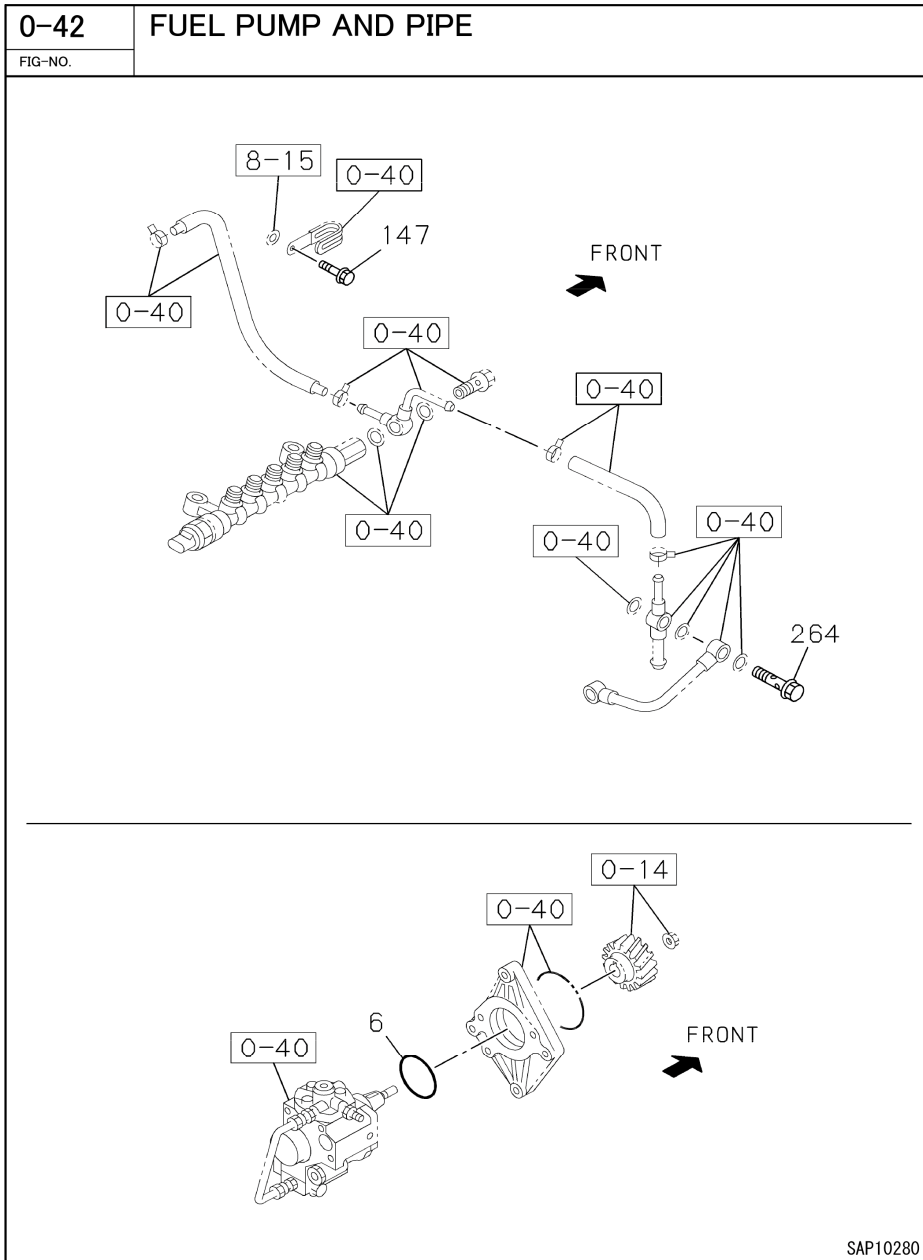
SAP10270

INDEX	PART NO.	DESCRIPTION	Q'TY	SERIAL NO.	REMARKS
1D	S585A3462050	FUEL PRE-FILTER ASS'Y	1	52001-	
2C	898074-2882	FUEL PRE-FILTER ELEMENT	1	52001-	
8D	898076-2612	COVER; FUEL FILTER	1	52001-	
9	109630-0860	GASKET; EYE JOINT	4	52001-	ID=16.2 OD=22
11	898008-8420	GASKET; CASE TO BODY,FUEL FILTER	1	52001-	
17	898008-8490	FLOAT; FUEL FILTER	1	52001-	
66B	897543-5280	GASKET; PLUG,FUEL FILTER	1	52001-	
69	109675-0951	BOLT; EYE,FUEL FILTER	2	52001-	M16X30 EYE-BOLT
94	898008-8460	VALVE; FUEL FILTER	1	52001-	
105C	898074-2901	CASE; FUEL FILTER	1	52001-	
106	897383-4270	PIPE; FUEL	2	52001-	
119C	898074-2920	PLUG; DRAIN,FUEL FILTER	1	52001-	

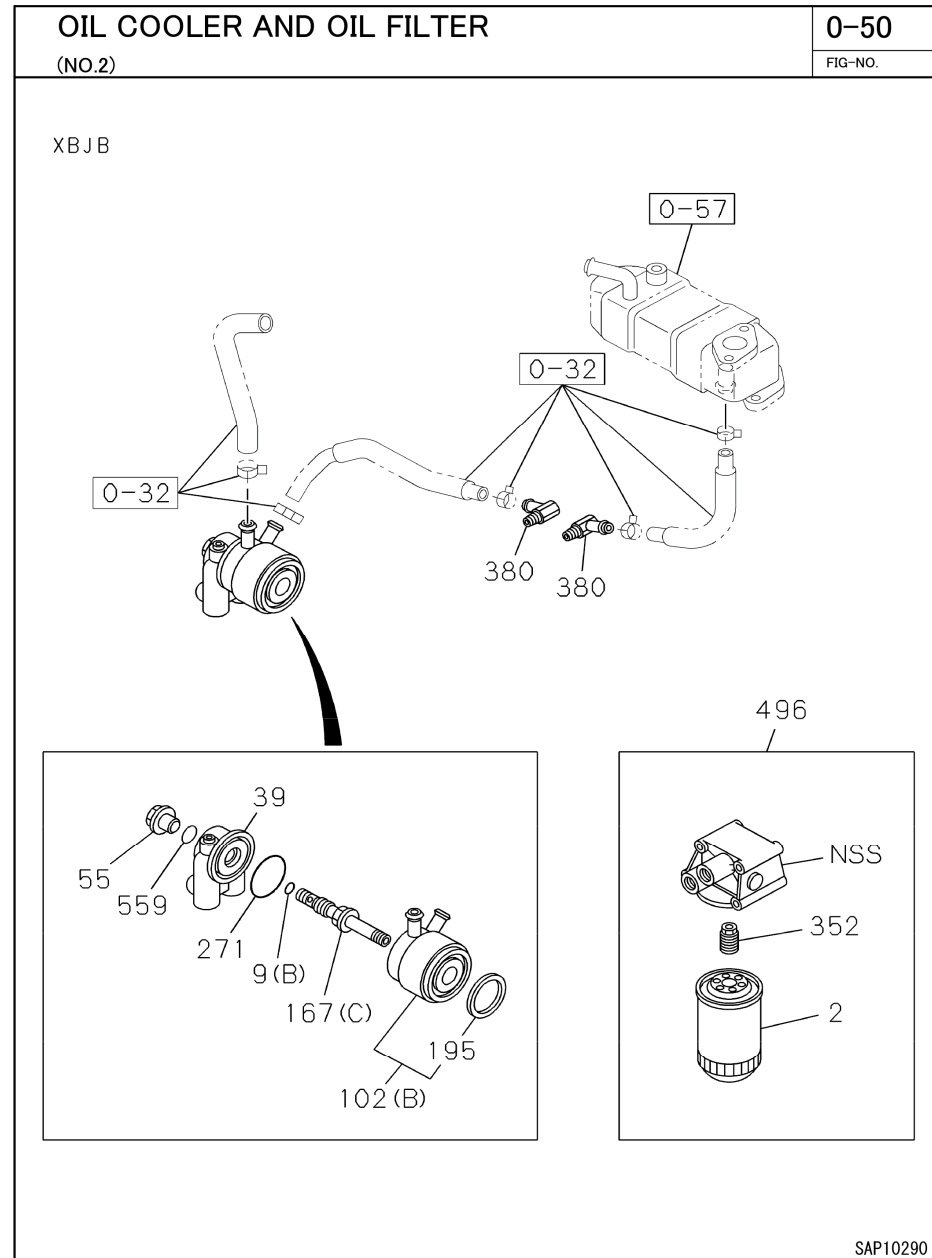


CC985S-2  
FIG.91-20-01

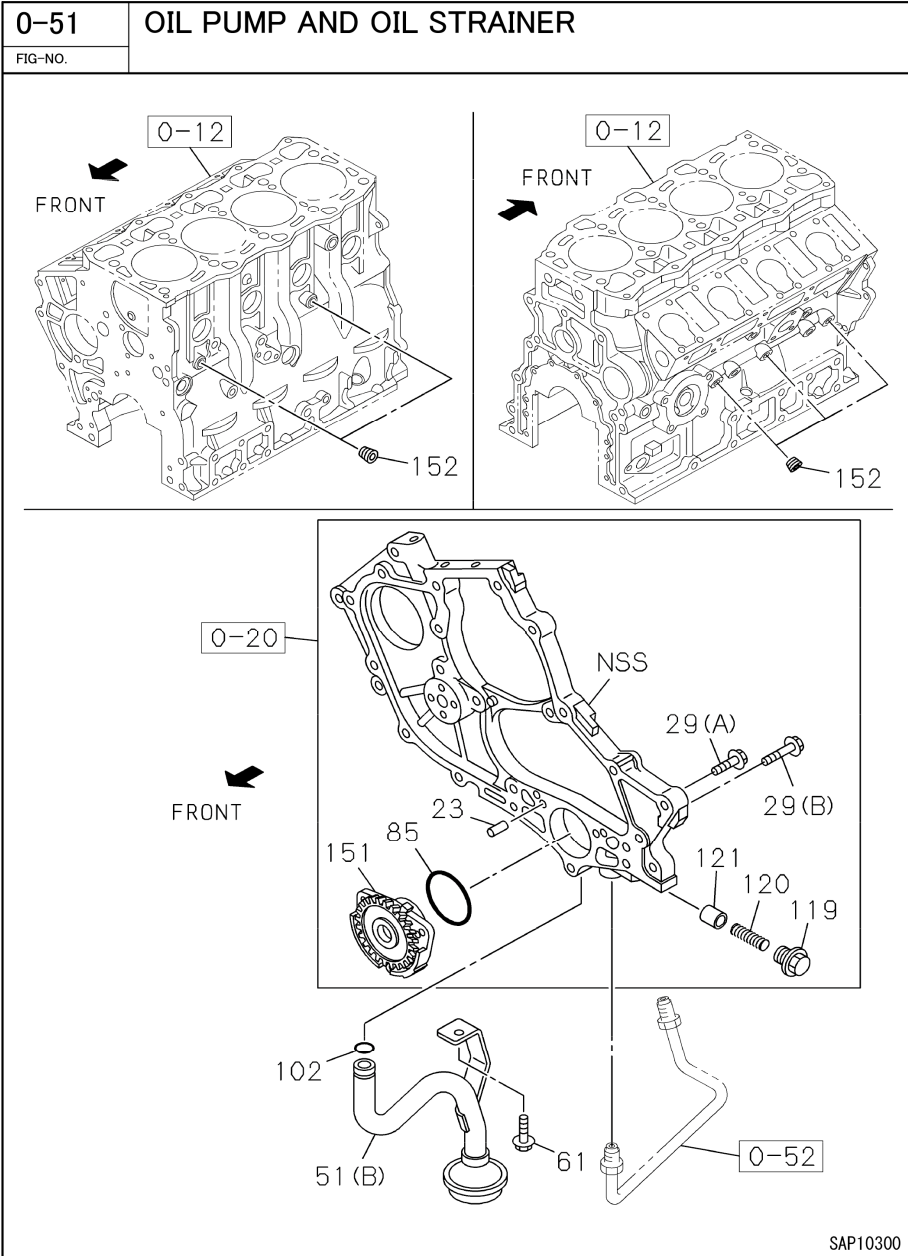
CC985S-2  
FUEL PUMP AND PIPE



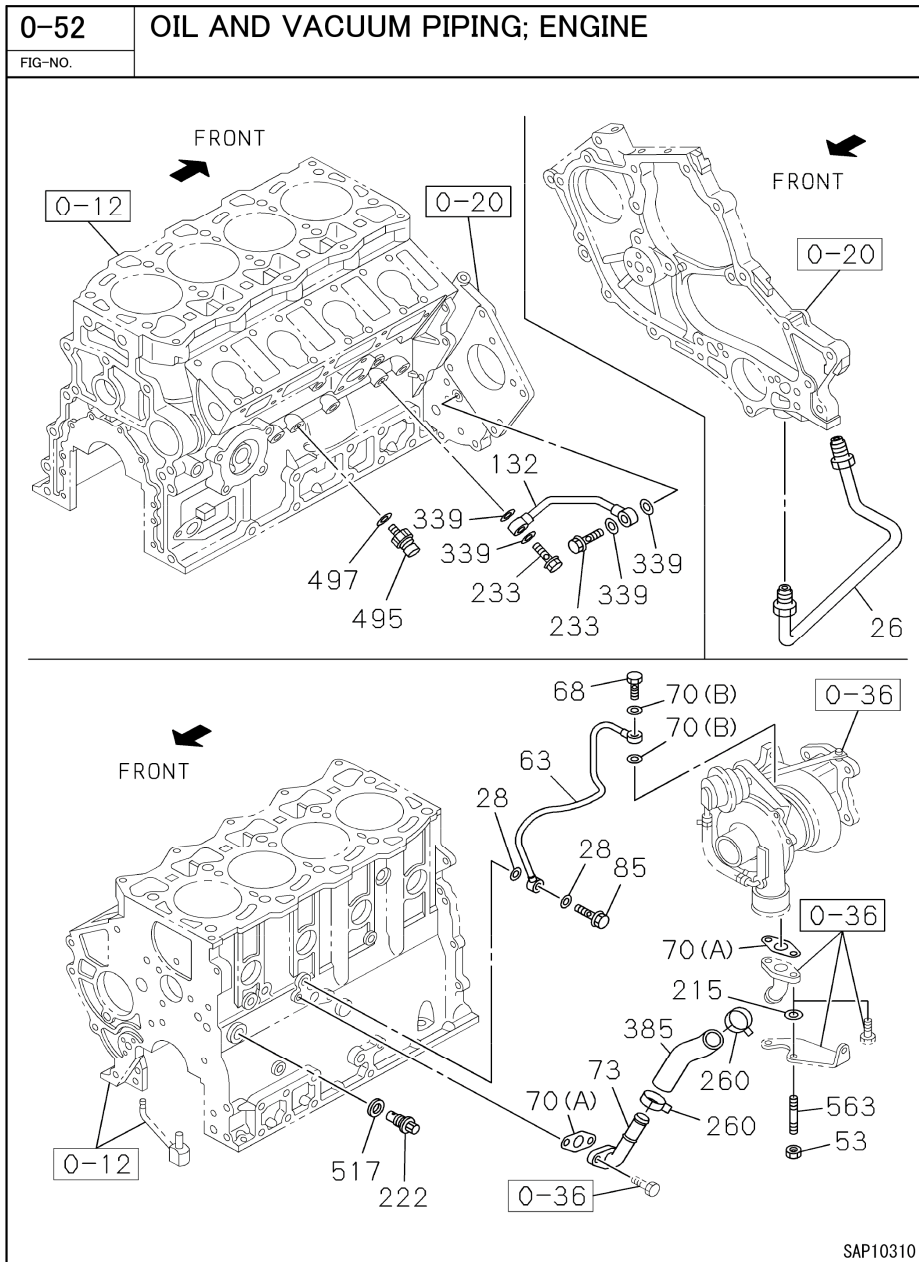
INDEX	PART NO.	DESCRIPTION	Q'TY	SERIAL NO.	REMARKS
6	109623-5410	GASKET; FUEL PUMP (* SET)	1	52001-	ID=49.7
147	028050-8120	BOLT; CLIP, FUEL PIPE	1	52001-	M8X12 FLANGE
264	898011-2690	BOLT; EYE	1	52001-	M10X38 EYE-BOLT



INDEX	PART NO.	DESCRIPTION	Q'TY	SERIAL NO.	REMARKS
2	898075-6761	ELEMENT; OIL FILTER	1	52001-	
9B	109623-5880	GASKET; CENTER BOLT (* SET)	1	52001-	ID=17.8
39	898080-5461	COVER; OIL COOLER	1	52001-	
55	898048-9680	PLUG; OIL COOLER	1	52001-	
102B	897102-3200	COOLER ASM; OIL	1	52001-	
167C	898048-9671	BOLT; CENTER	1	52001-	
195	894370-8280	GASKET; OIL COOLER	1	52001-	
271	109623-5650	GASKET; COVER TO COOLER (* SET)	1	52001-	ID=59.6
352	898075-7200	ADAPTER; OIL FILTER	1	52001-	
380	898063-6681	CONNECTOR; WATER	2	52001-	
496	898075-6712	FILTER ASM; OIL	1	52001-	
559	894396-6790	GASKET; PLUG,OIL PORT COVER (* SET)	1	52001-	ID=31.2



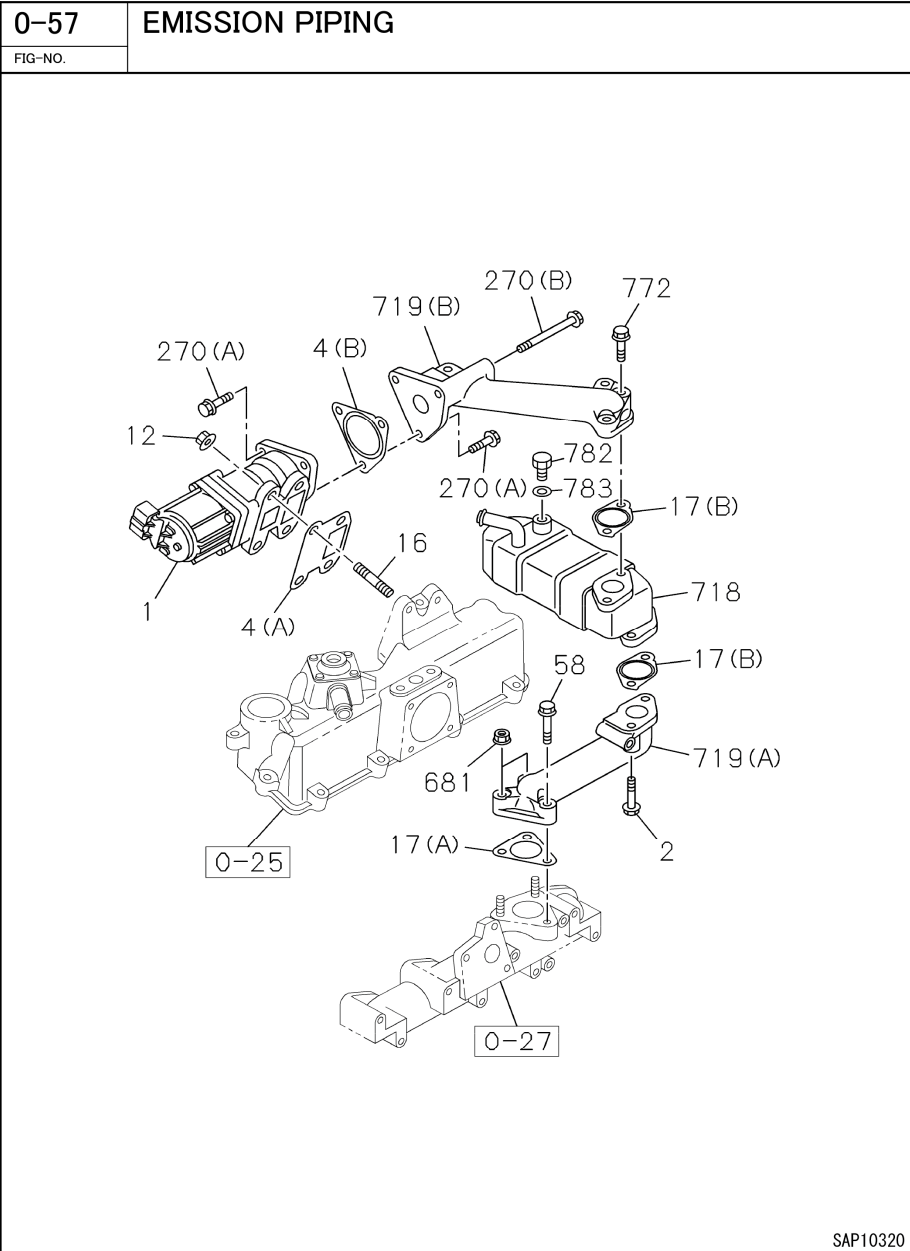
INDEX	PART NO.	DESCRIPTION	Q'TY	SERIAL NO.	REMARKS
23	908150-6160	PIN; BODY,OIL PUMP	2	52001-	L=16
29A	028050-6300	BOLT; OIL PUMP	2	52001-	M6X30 FLANGE
29B	028050-6500	BOLT; OIL PUMP	1	52001-	M6X50 FLANGE
51B	898097-9560	STRAINER & PIPE ASM; OIL	1	52001-	
61	028050-8160	BOLT; OIL STRAINER	1	52001-	M8X16 FLANGE
85	897109-6790	GASKET; OIL PUMP (* SET)	1	52001-	ID=59.6
102	109623-5880	GASKET; STRAINER (* SET)	1	52001-	ID=17.8
119	898097-7711	PLUG; RELIEF VLV	1	52001-	
120	897175-6390	SPRING; RELIEF VLV	1	52001-	
121	894235-5671	VALVE; RELIEF,OIL PUMP	1	52001-	
151	897083-5761	PUMP SUB ASM; OIL	1	52001-	
152	897369-5521	PLUG	5	52001-	PT1/8



INDEX	PART NO.	DESCRIPTION	Q'TY	SERIAL NO.	REMARKS
26	897045-4000	PIPE; OIL,PUMP TO C/BL	1	52001-	
28	909571-4100	GASKET; OIL PIPE (* SET)	2	52001-	ID=10.2 OD=16.0
53	091180-1060	NUT; OIL PIPE	2	52001-	M6 FLANGE
63	898095-9780	PIPE; OIL,TURBOCHARGER FEED	1	52001-	
68	894332-8311	BOLT; EYE,OIL PIPE,TURBOCHARGER SIDE	1	52001-	M10X23 FLANGE
70A	894362-6721	GASKET; OIL PIPE,TURBOCHARGER (* SET)	2	52001-	
70B	909571-4100	GASKET; OIL PIPE,TURBOCHARGER (* SET)	2	52001-	ID=10.2 OD=16.0
73	898163-4610	PIPE ASM; OIL,TURBOCHARGER RETURN	1	52001-	
85	909906-1731	BOLT; EYE,OIL PIPE FIX	1	52001-	M10X25
132	898209-8800	PIPE ASM; OIL,INJ PUMP FEED	1	52001-	
215	091610-5060	WASHER; PL	2	52001-	ID=6.4
222	897175-7031	VALVE ASM; CHECK	1	52001-	
233	509675-0181	BOLT; EYE	2	52001-	M8X20 EYE-BOLT
260	894125-8621	CLIP; HOSE,TURBOCHARGER RETURN	2	52001-	ID=20.8
339	909571-4080	GASKET; OIL PIPE (* SET)	4	52001-	ID=8.2 OD=14.0 T=1.0
385	898180-6830	HOSE; RUBBER,OIL PIPE,TURBOCHARGER	1	52001-	
495	898027-4560	SENSOR; OIL PRESS	1	52001-	
497	898251-3450	GASKET; SENSOR (* SET)	1	52001-	ID=14.2 OD=19.2
517	909571-4160	GASKET; CHECK VLV (* SET)	1	52001-	ID=16.2 OD=24
563	041010-6200	STUD; OIL PIPE	2	52001-	M6X20 L=28

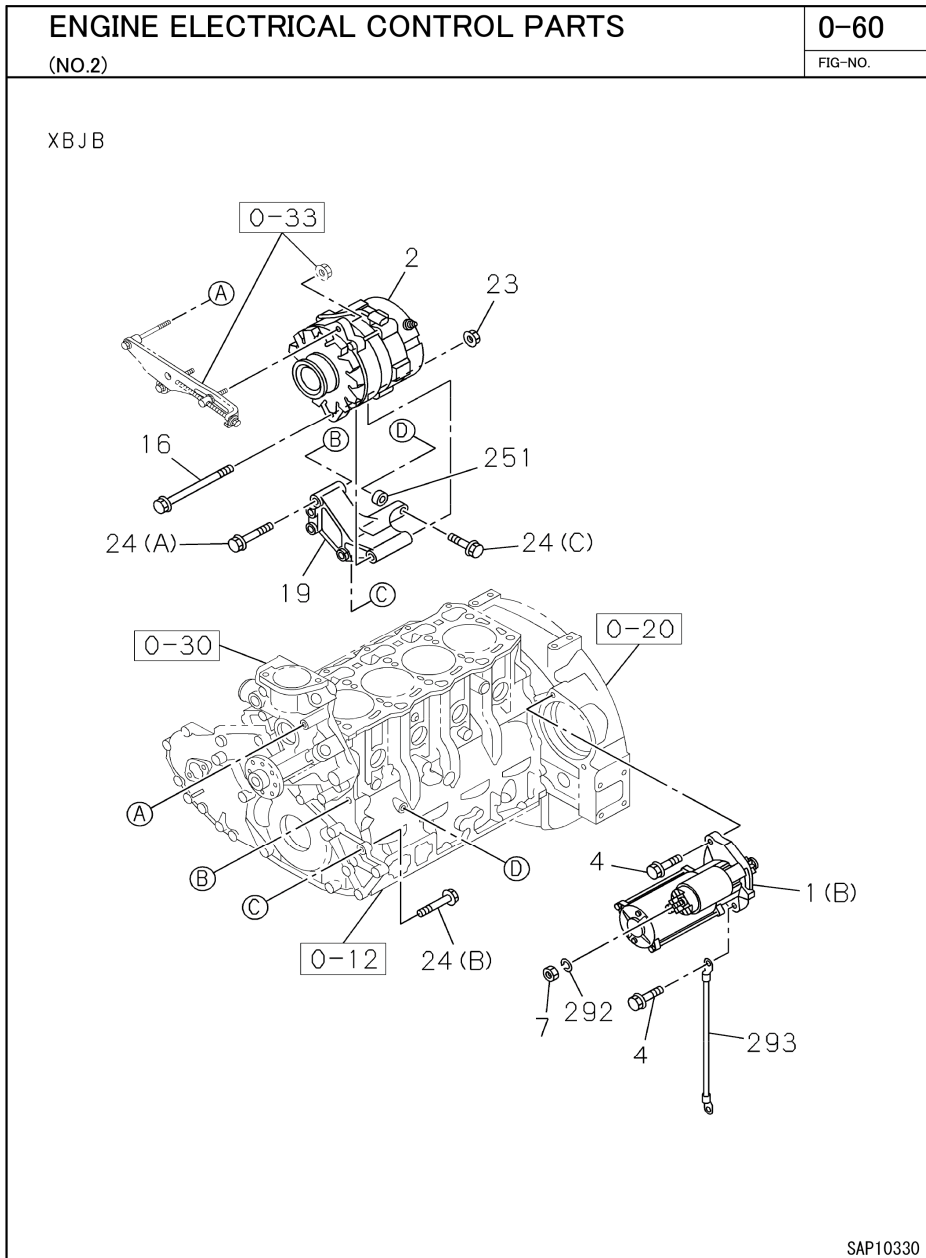
CC985S-2  
FIG.91-24-01

CC985S-2  
EMISSION PIPING



INDEX	PART NO.	DESCRIPTION	Q'TY	SERIAL NO.	REMARKS
1	898238-2581	VALVE; EGR	1	52001-	
2	898053-2240	BOLT; EGR VLV	2	52001-	M8X35 FLANGE
4A	898296-3060	GASKET; EGR VLV (* SET)	1	52001-	
4B	898210-0160	GASKET; EGR VLV (* SET)	1	52001-	
12	091180-1080	NUT; EGR VLV	4	52001-	M8 FLANGE
16	041010-8220	STUD; EGR VLV	4	52001-	M8X22 L=34
17A	897367-9180	GASKET; EGR PIPE (* SET)	1	52001-	
17B	898210-0150	GASKET; EGR PIPE (* SET)	2	52001-	
58	898065-4810	BOLT; PIPE	1	52001-	M8X43 HEX SOCKET
270A	028050-8250	BOLT	2	52001-	M8X25 FLANGE
270B	028050-8800	BOLT	1	52001-	M8X80 FLANGE
681	897161-6070	NUT; EGR PIPE	2	52001-	M8 FLANGE
718	898163-4840	COOLER; EGR	1	52001-	
719A	898209-8760	PIPE; EGR	1	52001-	
719B	897654-4270	PIPE; EGR	1	52001-	
772	898053-2240	BOLT; EGR PIPE	2	52001-	M8X35 FLANGE
782	898072-7120	PLUG; EGR COOLER	1	52001-	
783	909571-4100	GASKET; PLUG (* SET)	1	52001-	ID=10.2 OD=16.0

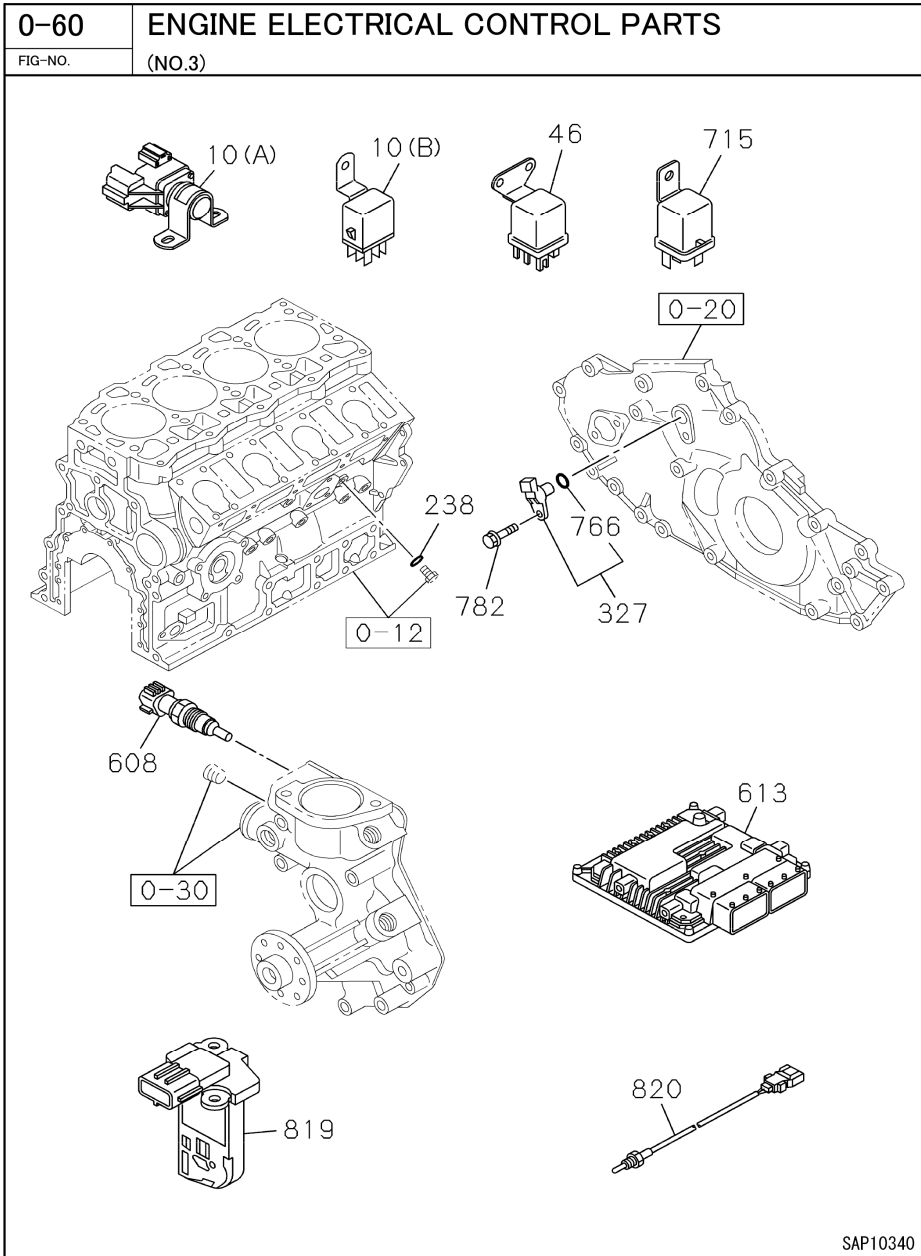
ENGINE ELECTRICAL CONTROL PARTS (1/2)



INDEX	PART NO.	DESCRIPTION	Q'TY	SERIAL NO.	REMARKS
1B	898072-3151	STARTER ASM	1	52001-	24V 3.2KW
2	898369-7710	GENERATOR ASM	1	52001-	
4	028151-2350	BOLT; STARTER	2	52001-	M12X35 FLANGE
7	091111-5080	NUT; STARTER	1	52001-	M8
16	028056-0130	BOLT; GEN	1	52001-	M10X130 FLANGE
19	897484-2540	BRACKET; GEN	1	52001-	
23	091180-2100	NUT; GEN	1	52001-	M10 FLANGE
24A	028050-8700	BOLT; GEN BRKT	1	52001-	M8X70 FLANGE
24B	028051-0450	BOLT; GEN BRKT	1	52001-	M10X45 FLANGE
24C	028151-0350	BOLT; GEN BRKT	1	52001-	M10X35 FLANGE
251	894369-1730	SPACER; GEN	1	52001-	
292	091510-8080	WASHER; LK,STARTER	1	52001-	ID=8.2
293	897180-5560	CABLE; STARTER EARTH	1	52001-	L=300

CC985S-2  
FIG.91-25-02

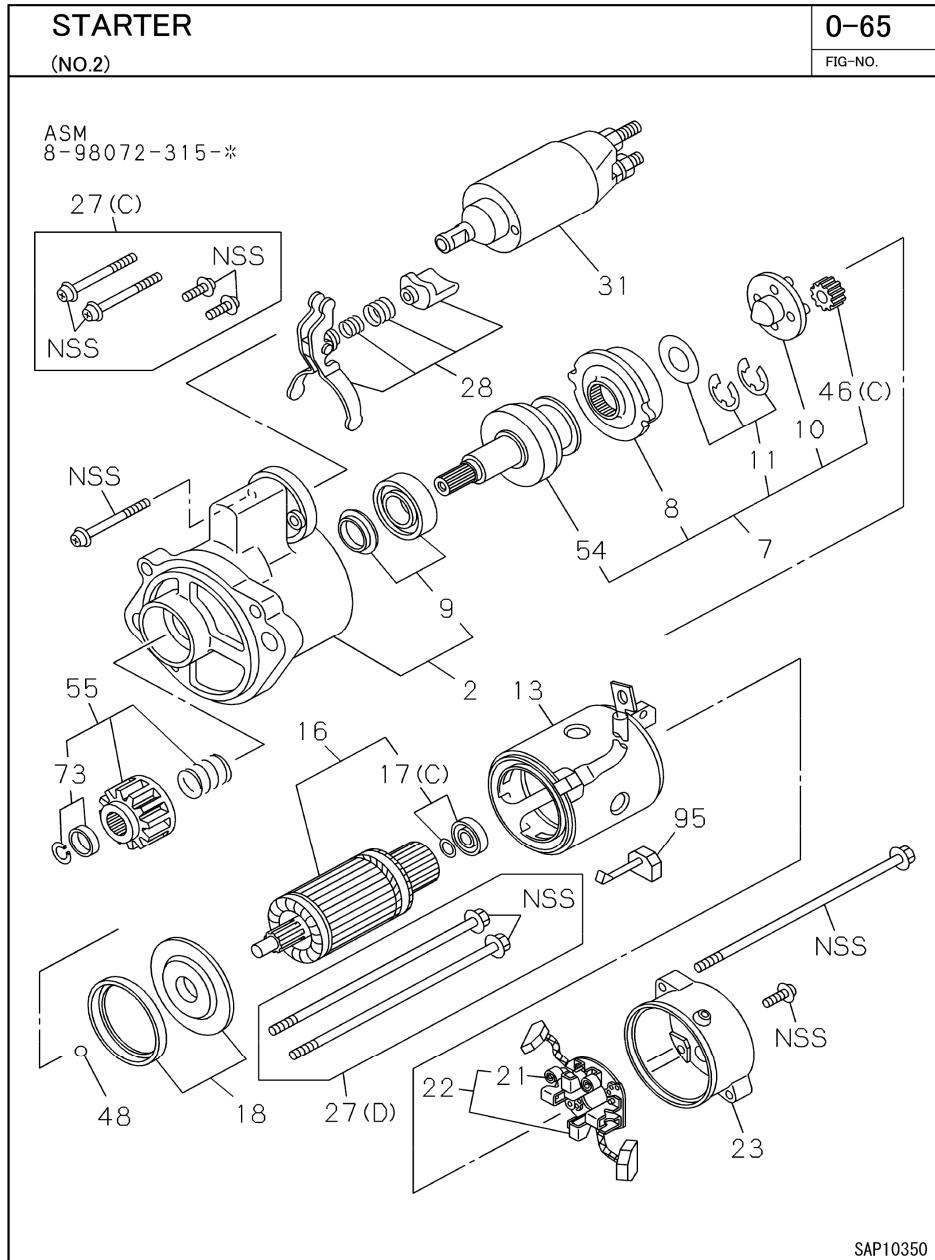
CC985S-2  
ENGINE ELECTRICAL CONTROL PARTS (2/2)



INDEX	PART NO.	DESCRIPTION	Q'TY	SERIAL NO.	REMARKS
10A	898005-6311	RELAY; STARTER	1	52001-	24V
10B	898013-7900	RELAY; STARTER	1	52001-	
46	894460-7061	RELAY; GLOW PLUG	1	52001-	
238	109630-1410	GASKET; PICKUP (* SET)	1	52001-	ID=14.2 OD=25
327	898019-0240	SENSOR; CAMSHAFT POSITION	1	52001-	
608	898156-6480	SENSOR; AIR TEMP	1	52001-	
613	897546-9052	CONTROL UNIT; ENG	1	52001-	
715	582550-0300	RELAY; FUEL PUMP	1	52001-	BLACK
766	897369-4040	GASKET; SENSOR	1	52001-	ID=14.2 OD=18.8
782	028050-6120	BOLT; SENSOR	1	52001-	M6X12 FLANGE
819	898113-2021	SENSOR; MASS AIR FLOW (MAF)	1	52001-	
820	897381-1820	SENSOR; INTAKE AIR TEMP	1	52001-	

CC985S-2  
FIG.91-26-01

CC985S-2  
STARTER

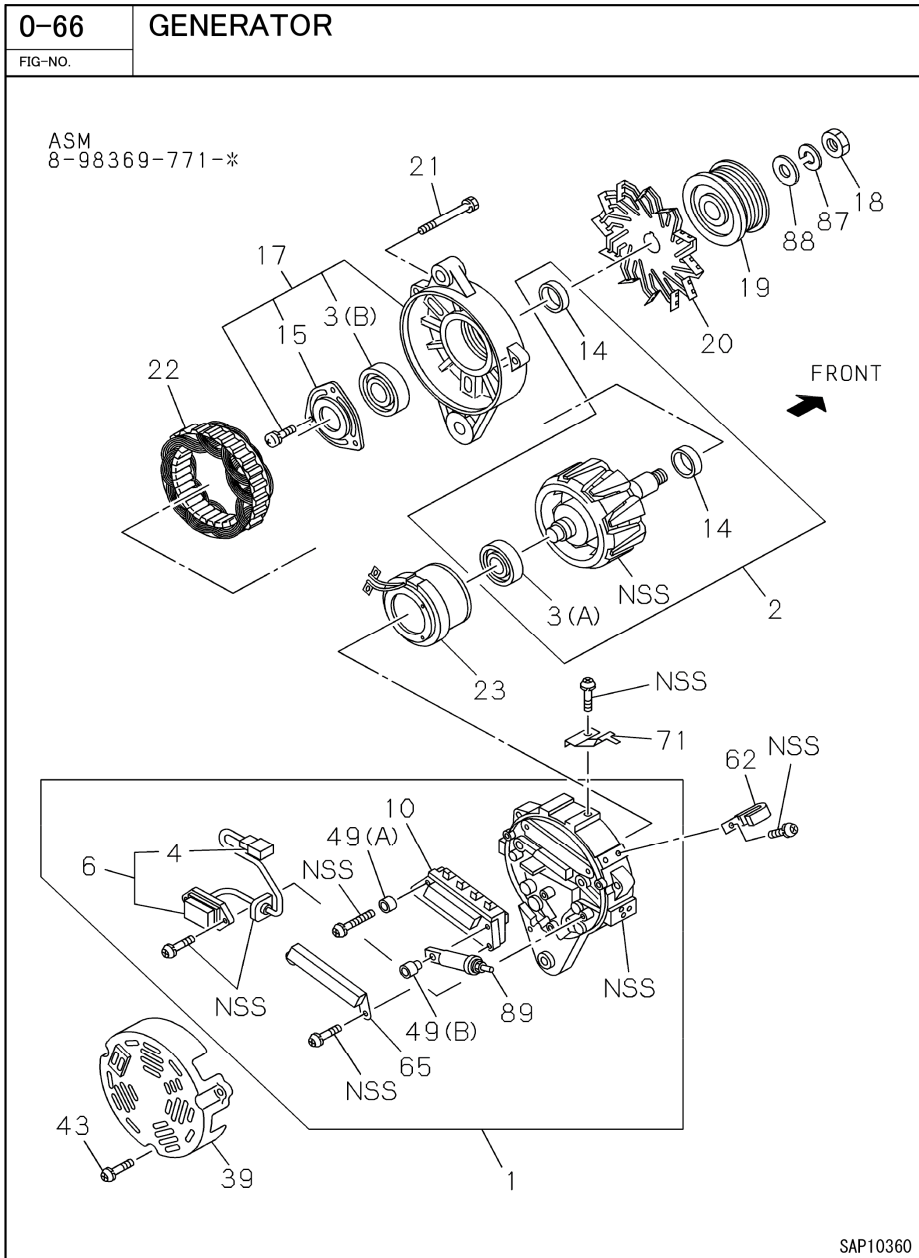


INDEX	PART NO.	DESCRIPTION	Q'TY	SERIAL NO.	REMARKS
-	898072-3151	STARTER ASM	1	52001-	
2	898074-1250	CASE; PINION,STARTER	1	52001-	
7	897116-4820	CLUTCH ASM; PINION,STARTER	1	52001-	
8	897116-4850	BRACKET; CENTER STARTER	1	52001-	
9	897116-4810	BEARING; GEAR SHAFT STARTER	1	52001-	
10	897116-4830	SHAFT; GEAR STARTER	1	52001-	
11	897116-4840	WASHER; GEAR SHAFT STARTER	1	52001-	
13	898074-1270	YOKE; STARTER	1	52001-	
16	897231-2800	ARMATURE; STARTER	1	52001-	
17C	181129-8370	BEARING; ARMATURE,STARTER	1	52001-	
18	897116-4890	WASHER; THRUST,ARMATURE,STARTER	1	52001-	
21	897116-5160	SPRING; BRUSH HOLDER STARTER	4	52001-	
22	897116-5110	HOLDER; BRUSH STARTER	1	52001-	
23	897210-9170	COVER; RR COVER STARTER	1	52001-	
27C	897116-4950	BOLT; THROUGH,STARTER	1	52001-	
27D	897116-5140	BOLT; THROUGH,STARTER	1	52001-	
28	897116-4920	LEVER; SHIFT,STARTER	1	52001-	
31	897116-4940	SWITCH; ENGAGE STARTER	1	52001-	
46C	897116-4900	GEAR; CLU STARTER	4	52001-	
48	897116-5150	BALL; PINION,STARTER	1	52001-	
54	897116-4880	CLUTCH; PINION,STARTER	1	52001-	
55	898074-3160	PINION; CLU,STARTER	1	52001-	
73	894475-6880	STOPPER SET; PINION	1	52001-	
95	897116-5100	BRUSH ASM; STARTER	2	52001-	



CC985S-2  
FIG.91-27-01

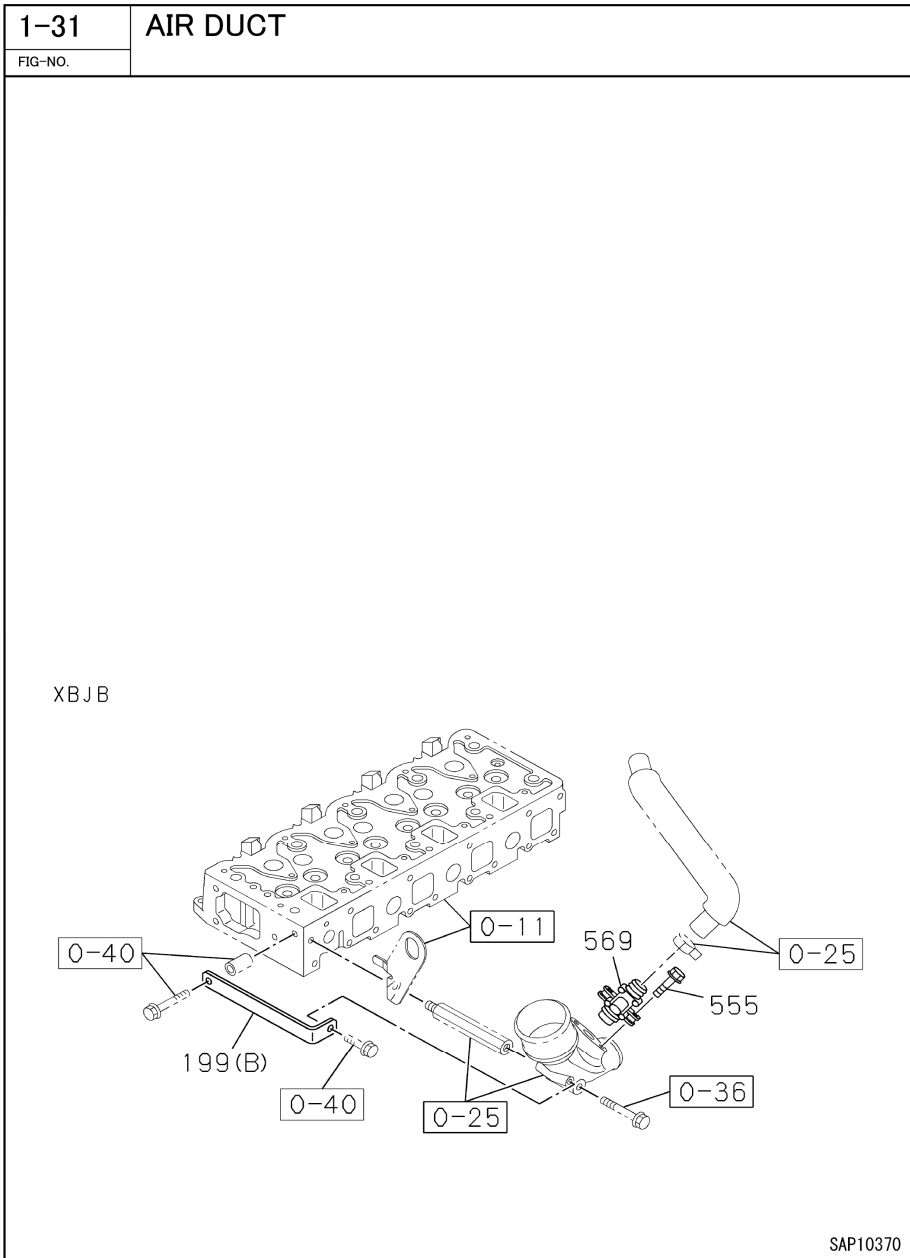
CC985S-2  
GENERATOR



INDEX	PART NO.	DESCRIPTION	Q'TY	SERIAL NO.	REMARKS
-	898369-7710	GENERATOR ASM	1	52001-	
1	898096-9840	COVER ASM; RR,GEN	1	52001-	
2	897382-8690	ROTOR; GEN	1	52001-	
3A	181229-7230	BEARING; ROTOR,GEN	1	52001-	
3B	181229-7580	BEARING; ROTOR,GEN	1	52001-	
4	897382-8840	TERMINAL; BRUSH,GEN	1	52001-	
6	898092-3990	REGULATOR ASM; VOLTAGE,GEN	1	52001-	
10	897382-8790	RECTIFIER; GEN	1	52001-	
14	897382-8700	COLLAR; STEEL	2	52001-	
15	181229-7601	RETAINER; ROTOR,GEN	1	52001-	
17	898045-6870	COVER ASM; FRT,GEN	1	52001-	
18	181229-4740	NUT; PULLEY,GEN	1	52001-	
19	898045-7230	PULLEY; GEN	1	52001-	
20	897382-8740	FAN; GEN	1	52001-	
21	181229-3820	BOLT; THROUGH,GEN	3	52001-	
22	897382-8710	STATOR; GEN	1	52001-	
23	898036-2950	COIL; ROTOR GEN	1	52001-	
39	897382-8821	COVER; END,RR COVER,GEN	1	52001-	
43	181229-7330	SCREW; RR END COVER	3	52001-	
49A	897382-8800	BUSHING; RECTIFIER,GEN	1	52001-	
49B	898096-9850	BUSHING; RECTIFIER,GEN	1	52001-	
62	181118-0110	CLIP; TERMINAL,BRUSH,GEN	1	52001-	
65	184132-0120	CONDENSER; GEN	1	52001-	
71	897029-0590	HOLDER; TERMINAL,GEN	1	52001-	
87	181229-4790	WASHER; PULLEY,GEN	1	52001-	
88	181229-4780	WASHER; PL,PULLEY GEN	1	52001-	
89	897382-8810	BOLT; RECTIFIER,GEN	1	52001-	

CC985S-2  
FIG.91-28-01

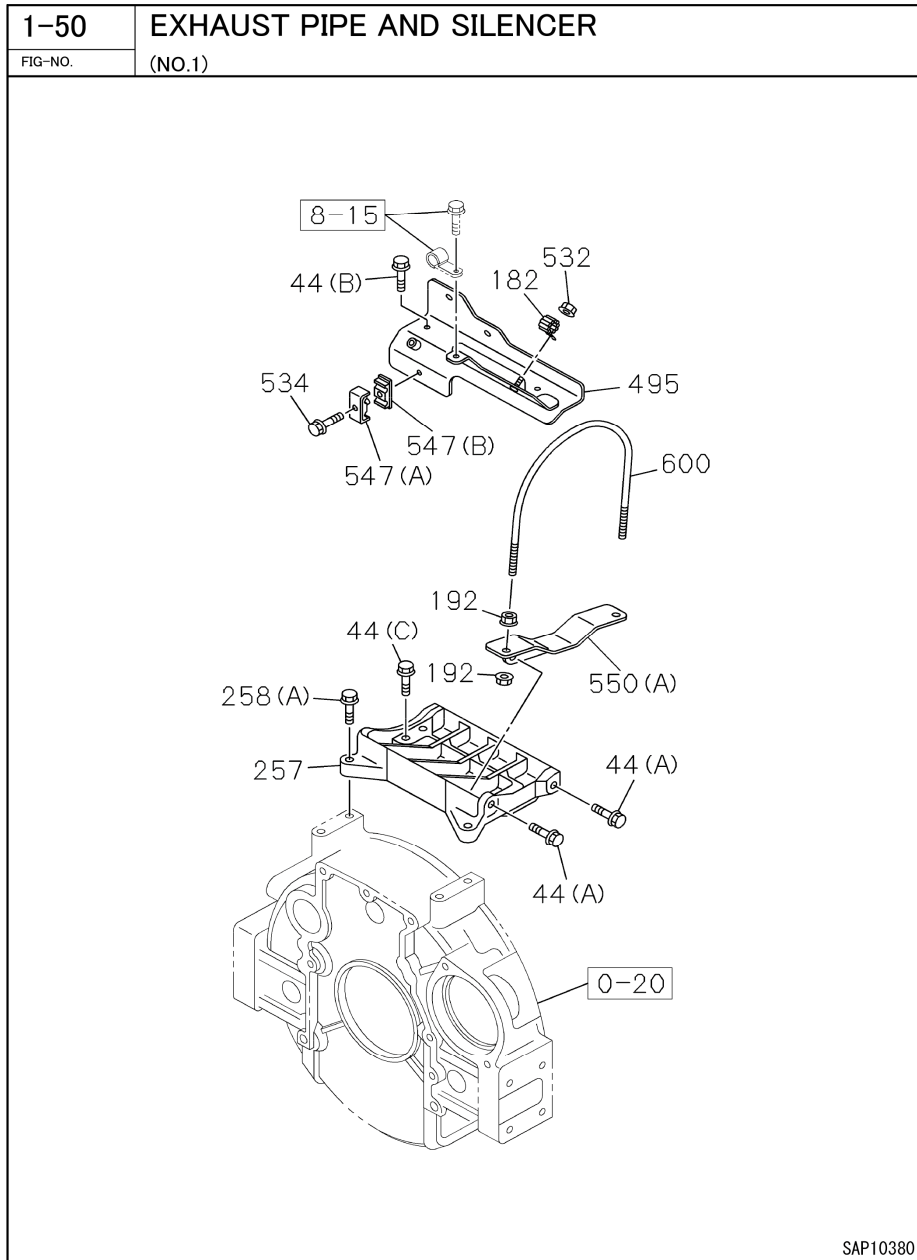
CC985S-2  
AIR DUCT



INDEX	PART NO.	DESCRIPTION	Q'TY	SERIAL NO.	REMARKS
199B	897656-3070	BRACKET; PIPE	1	52001-	
555	028050-8300	BOLT; FLANGE,PCV	2	52001-	M8X30 FLANGE
569	897662-7950	HEATER; PCV	1	52001-	

CC985S-2  
FIG.91-29-01

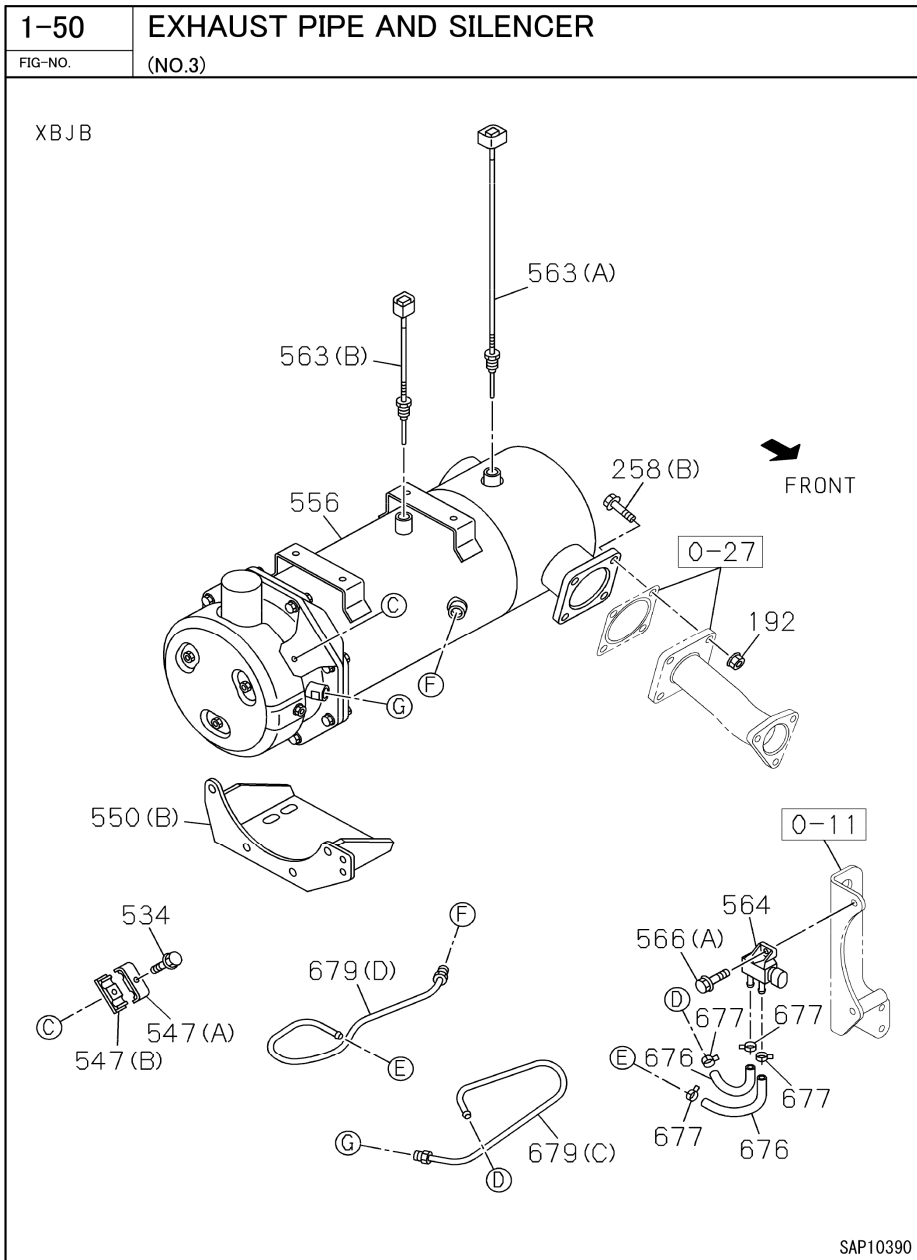
CC985S-2  
EXHAUST PIPE AND SILENCER (1/3)



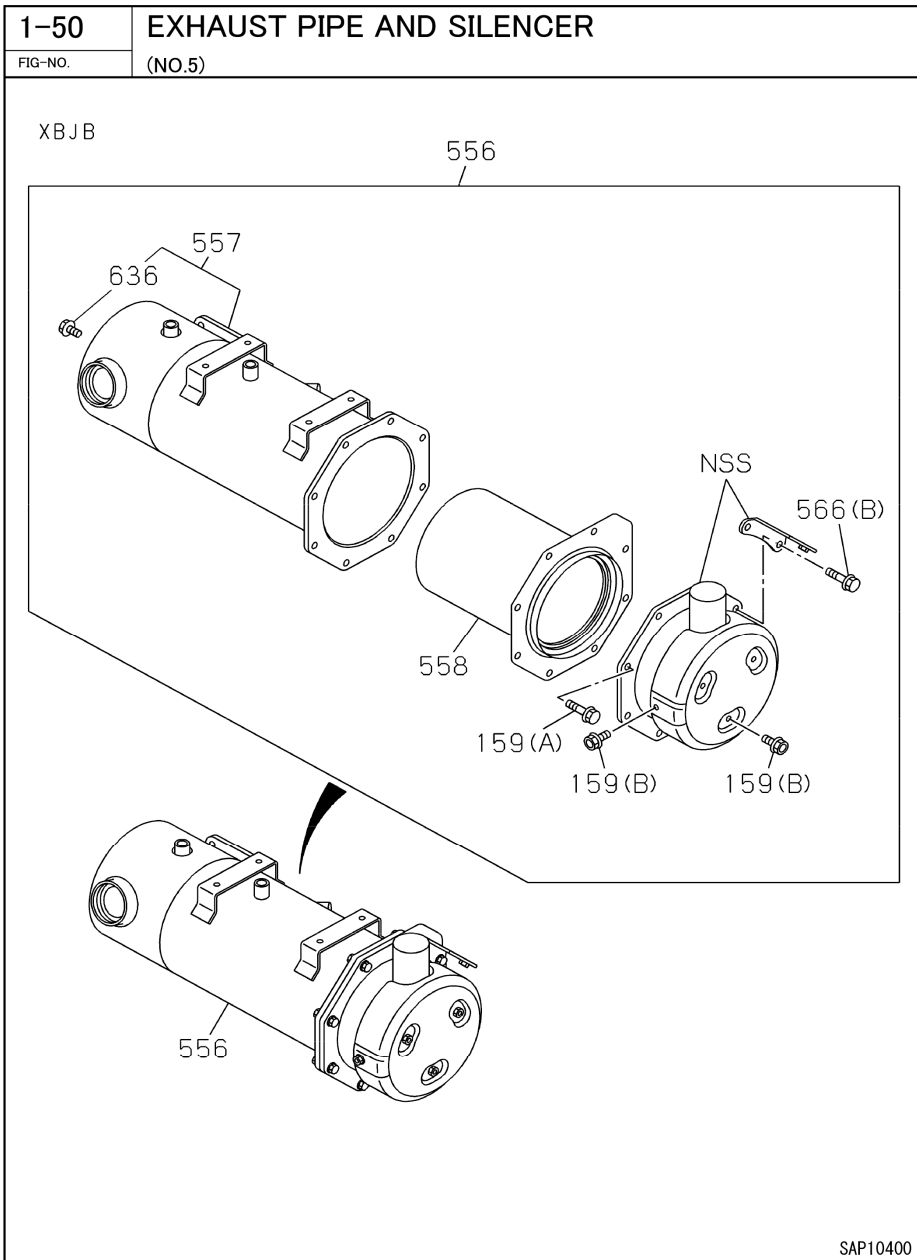
INDEX	PART NO.	DESCRIPTION	Q'TY	SERIAL NO.	REMARKS
44A	028050-8200	BOLT; BRKT	4	52001-	M8X20 FLANGE
44B	028050-8160	BOLT; BRKT	2	52001-	M8X16 FLANGE
44C	028151-0300	BOLT; BRKT	4	52001-	M10X30 FLANGE
182	898002-7670	CLIP; HARNESS	1	52001-	ID=7
192	897161-6070	NUT; CONV BRKT	8	52001-	M8 FLANGE
257	898369-7750	BRACKET; CONV MTG	1	52001-	
258A	028151-0350	BOLT; CONV BRKT	2	52001-	M10X35 FLANGE
495	897518-2750	BRACKET; THERMO SENSOR	1	52001-	
532	091180-1060	NUT	1	52001-	M6 FLANGE
534	028650-6350	BOLT; CLIP	1	52001-	M6X35 FLANGE
547A	897381-6350	CLIP; PIPE	2	52001-	ID=7 & 7 L=22
547B	897381-6360	CLIP; PIPE	2	52001-	ID=7 & 7 L=22
550A	898369-7841	BRACKET; DPD	2	52001-	
600	898369-7740	U-BOLT	2	52001-	

CC985S-2  
FIG.91-29-02

CC985S-2  
EXHAUST PIPE AND SILENCER (2/3)

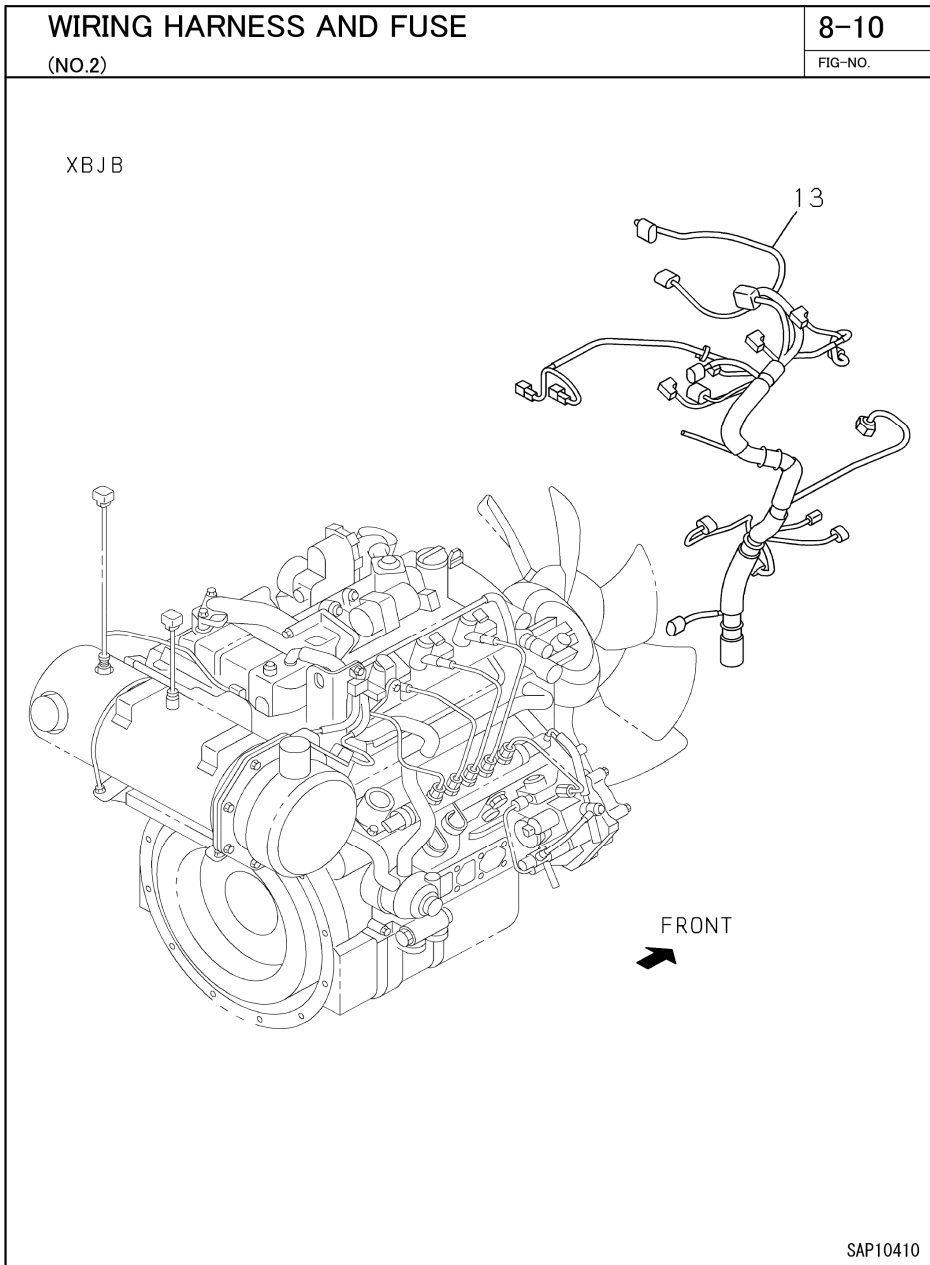


INDEX	PART NO.	DESCRIPTION	Q'TY	SERIAL NO.	REMARKS
	192	NUT; CONV BRKT	4	52001-	M8 FLANGE
	258B	BOLT; CONV BRKT	4	52001-	M8X28 FLANGE
	534	BOLT; CLIP	1	52001-	M6X35 FLANGE
	547A	CLIP; PIPE	2	52001-	ID=7 & 7 L=22
	547B	CLIP; PIPE	2	52001-	ID=7 & 7 L=22
	550B	BRACKET; DPD	1	52001-	
	556	DPD ASM	1	52001-	
	563A	SENSOR; TEMPERATURE,DPD	1	52001-	
	563B	SENSOR; TEMPERATURE,DPD	1	52001-	
	564	SENSOR; PRESSURE,DPD	1	52001-	
	566A	BOLT; SENSOR	1	52001-	M6X20 FLANGE
	676	HOSE; DPD	2	52001-	
	677	CLAMP; HOSE	4	52001-	
	679C	PIPE; EXH,PRESSURE	1	52001-	
	679D	PIPE; EXH,PRESSURE	1	52001-	



INDEX	PART NO.	DESCRIPTION	Q'TY	SERIAL NO.	REMARKS
159B	898043-5270	BOLT; HEAT PROTECTOR	5	52001-	M6X10 FLANGE
159A	028050-8250	BOLT; HEAT PROTECTOR	6	52001-	M8X25 FLANGE
556	898369-7800	DPD ASM	1	52001-	
557	897549-6590	CATALYST ASM	1	52001-	
558	897549-6610	FILTER ASM	1	52001-	
566B	028050-8300	BOLT; SENSOR	2	52001-	M8X30 FLANGE
636	898043-5270	BOLT; FLANGE,DEF FRONT	3	52001-	M6X10 FLANGE

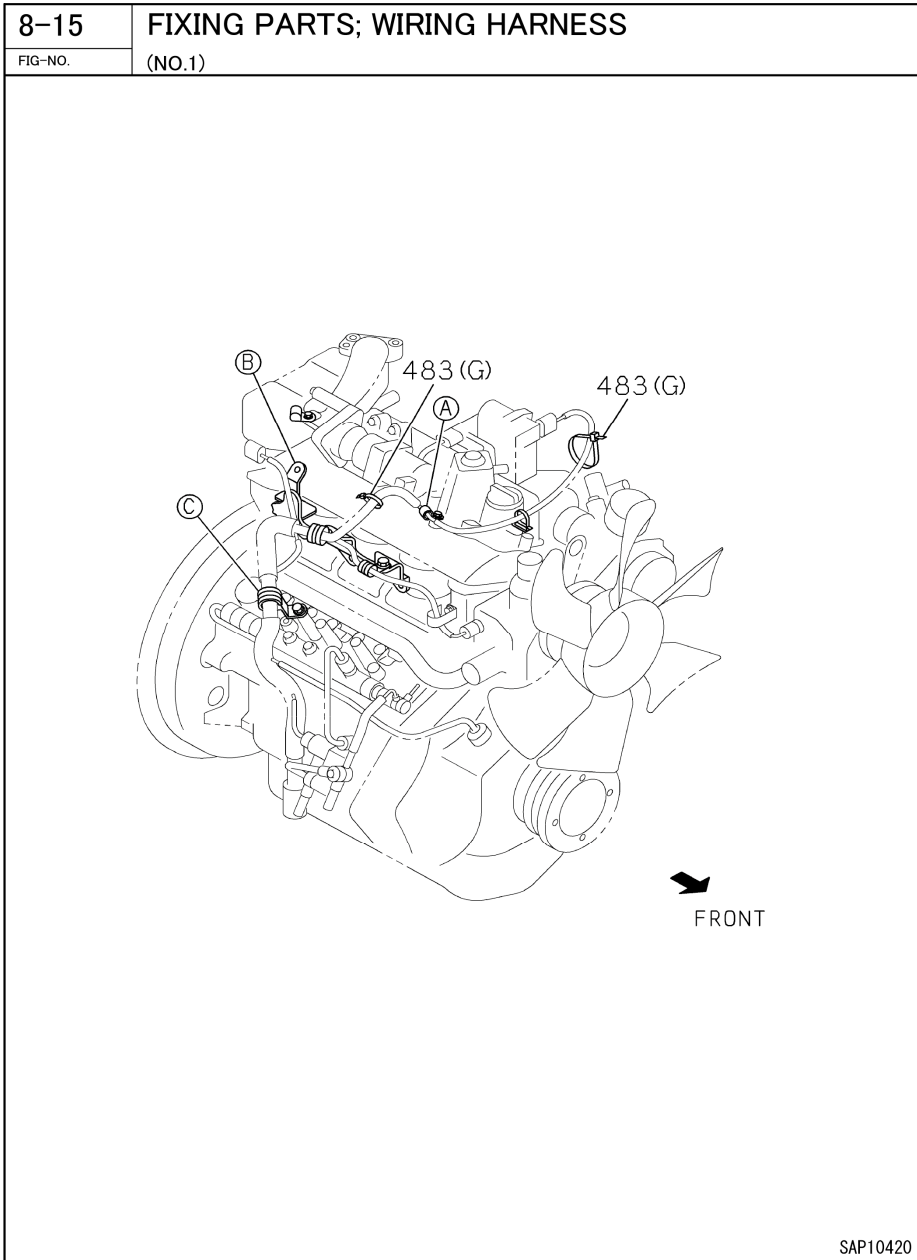
INDEX	PART NO.	DESCRIPTION	Q'TY	SERIAL NO.	REMARKS
13	898369-7721	HARNESS; ENG	1	52001-	



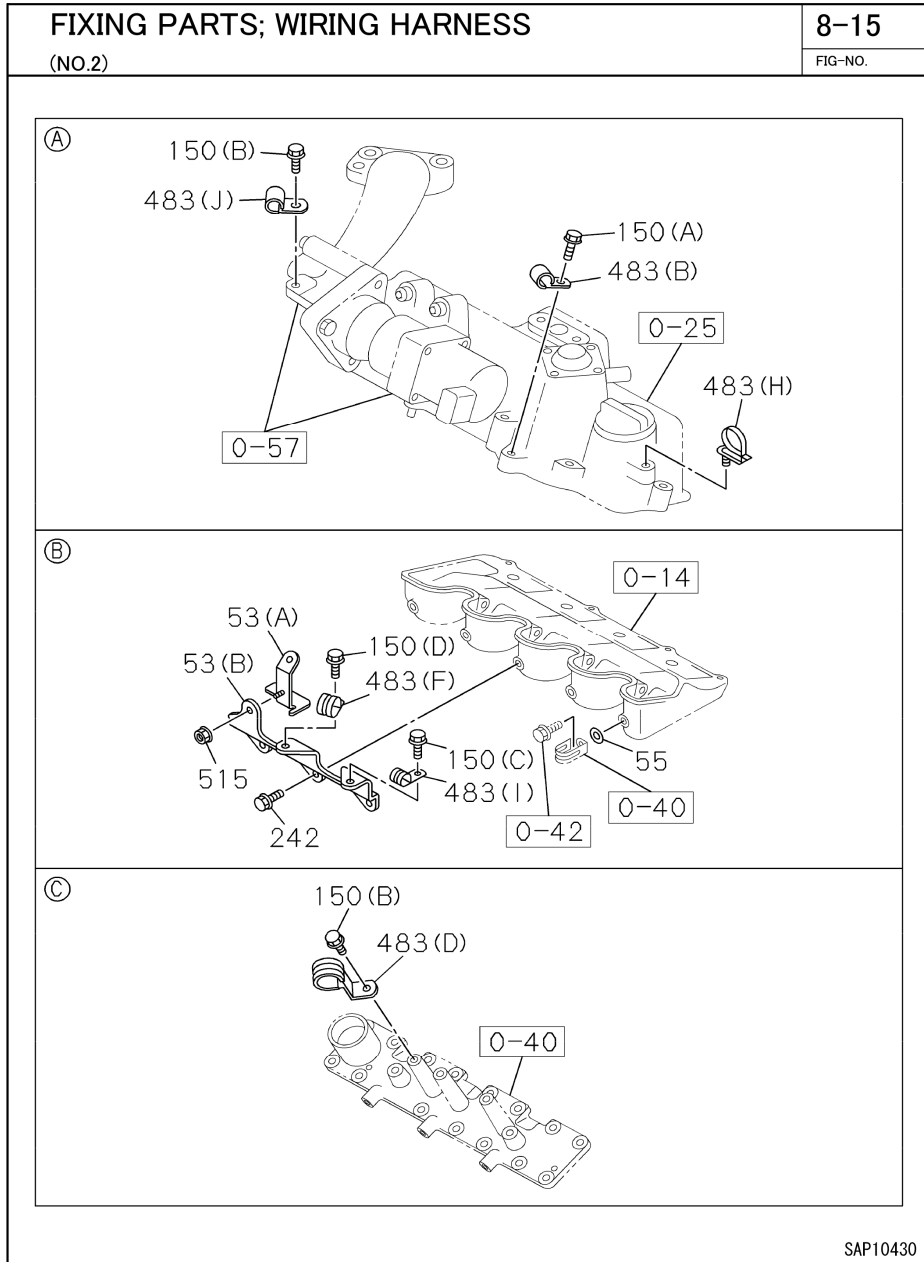
CC985S-2  
FIG.91-31-01

CC985S-2

FIXING PARTS; WIRING HARNESS (1/3)



INDEX	PART NO.	DESCRIPTION	Q'TY	SERIAL NO.	REMARKS
483G	509707-0301	CLIP; ENG HARNESS	2	52001-	L=250



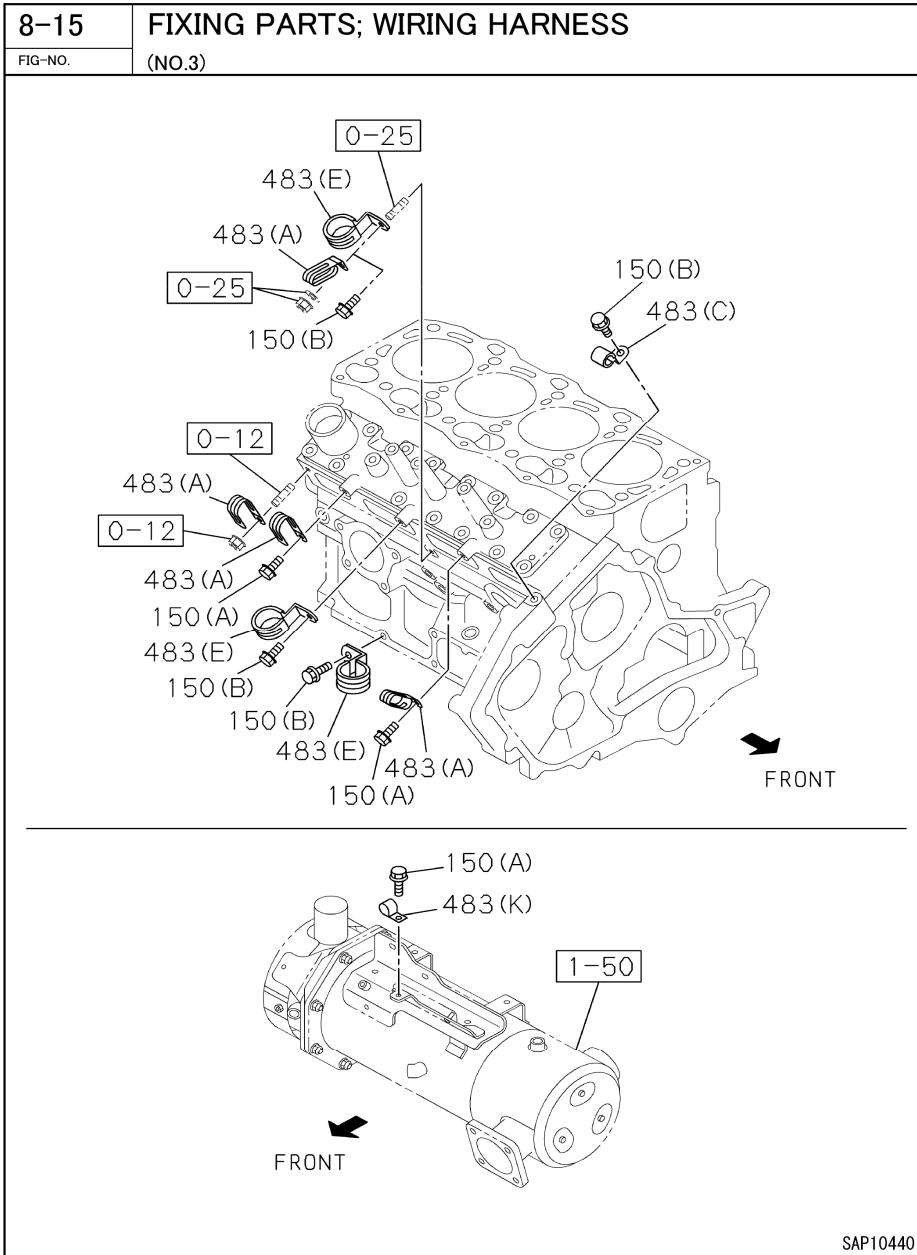
INDEX	PART NO.	DESCRIPTION	Q'TY	SERIAL NO.	REMARKS
53A	898369-7730	BRACKET; HARNESS	1	52001-	
53B	898379-6490	BRACKET; HARNESS	1	52001-	
55	091610-6080	WASHER; PL,CLIP	1	52001-	ID=8.4 OD=18
150A	028050-6120	BOLT; CLIP	1	52001-	M6X12 FLANGE
150B	028050-8120	BOLT; CLIP	2	52001-	M8X12 FLANGE
150C	028050-6160	BOLT; CLIP	1	52001-	M6X16 FLANGE
150D	028050-8200	BOLT; CLIP	1	52001-	M8X20 FLANGE
242	028050-8160	BOLT; BRKT,HARNESS	3	52001-	M8X16 FLANGE
483B	095235-0220	CLIP; ENG HARNESS	1	52001-	ID=11 L=16
483D	109700-9480	CLIP; ENG HARNESS	1	52001-	ID=28 H=45 L=30
483F	109701-0011	CLIP; ENG HARNESS	1	52001-	ID=24 L=24
483H	897122-3600	CLIP; ENG HARNESS	1	52001-	L=140
483I	909916-8931	CLIP; ENG HARNESS	1	52001-	ID=14.5 L=30
483J	095235-0250	CLIP; ENG HARNESS	1	52001-	ID=11 L=16
515	091180-1060	NUT; BRKT	1	52001-	M6 FLANGE



CC985S-2  
FIG.91-31-03


CC985S-2

FIXING PARTS; WIRING HARNESS (3/3)



INDEX	PART NO.	DESCRIPTION	Q'TY	SERIAL NO.	REMARKS
150A	028050-6120	BOLT; CLIP	3	52001-	M6X12 FLANGE
150B	028050-8120	BOLT; CLIP	4	52001-	M8X12 FLANGE
483A	897367-9851	CLIP; ENG HARNESS	3	52001-	ID=18 L=44
483C	109700-8130	CLIP; ENG HARNESS	1	52001-	ID=13 H=18 L=20
483E	109700-9940	CLIP; ENG HARNESS	3	52001-	ID=31 H=30 L=35
483K	095235-2220	CLIP; ENG HARNESS	1	52001-	ID=13 L=16

CC985S-2  
FIG.91-32-01



CC985S-2

SWITCH AND RELAY; INSTRUMENT PANEL

INDEX	PART NO.	DESCRIPTION	Q'TY	SERIAL NO.	REMARKS
424	898013-7900	RELAY	1	52001-	

## **MAEDA CRAWLER CRANE CC985S-2 PARTS BOOK**

---

Document No    559E-PC2109-00  
First edition    September 31, 2021

Issued by    Maeda Seisakusyo Co., Ltd.  
1095 Onbegawa, Shinonoi  
Nagano, Nagano 388-8522,  
Japan

---

No part of this manual can be reproduced in any form without permission



**MAEDA**