

## IMCI00 Series

### FAST ETHERNET INDUSTRIAL MEDIA CONVERTERS

#### AT-IMCI00T/SCMM

2-port Fast Ethernet industrial media converter, 10/100TX to 100FX (SC) 2 km, MMF

#### AT-IMCI00T/SCSM

2-port Fast Ethernet industrial media converter, 10/100TX to 100FX (SC) 30 km, SMF

#### Extend Networks

The Allied Telesis IMCI00 Series is designed to extend the distance of your network by converting Fast Ethernet data between twisted pair cabling and MultiMode or SingleMode fiber-optic cabling. The IMCI00 features a 100FX fiber port and a 10/100TX twisted-pair port. The fiber optic port features a dual SC connector and operating distance of 2 km (6,561 ft) to 30 km (9.14 mi) depending on the model. The twisted pair port has an RJ-45 connector with a maximum operating distance of 100 meters (328 feet).

#### VLAN Support

Many new backbone switch products now support the industry-standard IEEE

802.1Q specification for Virtual LANs (VLANs) that send extra-long data packets on the network. The IMCI00 switches are fully compatible with these long packets, enabling them to be used in modern networks. Switches not supporting this feature will discard these extra-long packets, making them unsuitable for modern networks.

#### Small and Flexible

The small size and dual external power supply inputs of the IMCI00 series allows them to be used almost anywhere in harsh environmental condition. Additionally, they can be mounted both on DIN rail (EN50022) or by wallmount, allowing users to deploy any mix of network conversions required.



### Key Features

- » UTP to Fiber Media Converter
- » RJ-45 port support Auto MDI/MDI-X function
- » Auto Negotiation Speed, Half/Full Duplex
- » Store-and-Forward Switching Architecture
- » Built-in Link Loss Forwarding (LLF) & Link Fault Pass-Through (LFP) Technology
- » RoHS compliant
- » Store and Forward Switch Architecture
- » Support wide operating temperature (-40°C–75°C)
- » Wide-range redundant power design
- » Power polarity reverse protect
- » Overload current resettable fuse present
- » IP-30 protection
- » DIN rail (EN50022) and wallmount design
- » Provides EFT protection 3000 vDC for power line
- » Supports 6000 vDC Ethernet ESD protection

MODEL	PORT TYPE	CONNECTOR	DISTANCE	WAVELENGTH
AT-IMCI00T/SCMM	Multi-mode (62.5/125um, 50/125um)	SC	2km	1310nm
AT-IMCI00T/SCSM	Single-mode (9/125um)	SC	30km	1310nm

# IMCI00 Series | Fast Ethernet Industrial Media Converters

## Specifications

### Connector

Fiber: Duplex SC  
 RJ-45: CAT-5 (10/100TX) Twisted Pair cable  
 Auto MDI/MDI-X  
 Auto-Negotiation

### Status LEDs

Power 1	Active/Inactive
Power 2	Active/Inactive
Fault	Fault/Functional
FDX/COL (Fiber)	Full-duplex/Half-duplex/Collision
LINK/ACT (Fiber)	Connected/Not connected/Active
100M (RJ-45)	100M/10M
LINK/ACT (RJ-45)	Connected/Not connected/Active

### DIP Switch

1	Port/power alarm
2	Link Lose Forwarding
3	Half/full mode
4	Media/switching mode

### Link Lose Forward

TX to Fiber If TX port link down, the media converter will force Fiber port to link down  
 Fiber to TX If Fiber port link down, the media converter will force TX port to link down

### Standards and Compliance

IEEE802.3 10BASE-T  
 IEEE802.3u 100BASE-TX/100BASE-FX  
 IEEE802.3x Flow control and back pressure

### Power Characteristics

External power supply 12~48 vDC  
 Power consumption 3.36 Watts

### Environmental Specifications

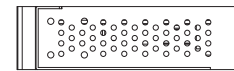
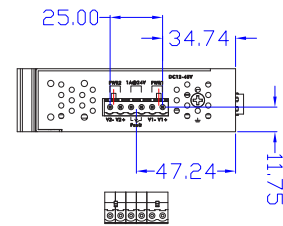
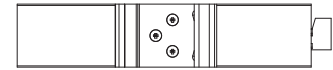
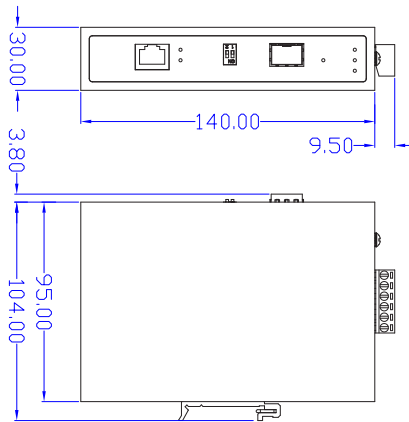
Operating temperature -40°C to 75°C (-40°F to 167°F)  
 Operating humidity 5% to 90% relative humidity (non-condensing)  
 Storage temperature -40°C to 85°C (-40°F to 185°F)  
 Altitude 0 m to 2000 m (operational)

### Physical Specifications

Dimensions 3 cm x 9.5 cm x 14 cm  
 (W x D x H) 1.18 in x 3.74 in x 5.51 in  
 Weight 0.7 kg (1.45 lbs)  
 Case Material Metal, IP-30

### Installation

DIN rail (EN50022) or wallmount



### Electrical and Mechanical Approvals

EMI	FCC Class A CE EN61000-3-2 CE EN61000-3-3 CE EN61000-4-2 (ESD) CE EN61000-4-3 (RS) CE EN61000-4-4 (EFT) CE EN61000-4-5 (Surge) CE EN61000-4-6 (CS) CE EN61000-4-8 EN61000-4-11 EN61000-4-12 CE EN61000-6-2 CE EN61000-6-4 C-TICK
Safety	UL 508 cUL CE EN60950-1 (LVD) Class I, Division 2, Groups A, B, C, Hazardous Locations
Stability	IEC60068-2-32 (Free fall) IEC60068-2-27 (Shock) IEC60068-2-6 (Vibration)

### Ordering Information

**AT-IMCI00T/SCMM-80**  
 10/100TX to 100FX (SC), 2 km, MMF, industrial temperature

**AT-IMCI00T/SCSM-80**  
 10/100TX to 100FX (SC), 30 km, SMF, industrial temperature