



**ENGINE**

**RADIATORS &  
CHARGE AIR COOLERS**



JTP #:	REPLACES #:	APPLICATION:	PRODUCT INFORMATION:	WORKS W/:
J19888	01-23132-000	Freightliner FLD XL Classic Class (1998 & Up)	Dimensions: 30.25" x 21.31" x 2.75" Inlet/Outlet: 4.0"/4.0"	J16104, J21358
J19955	01-31241-000	Freightliner Cascadia Class	Dimensions: 34.50" x 32.48" x 2.21" Inlet/Outlet: 4.0"/4.0"	J16104, J21358
J19954	01-31242-000	Freightliner Cascadia Class (late)	Dimensions: 34.76" x 25.57" x 2.60" Inlet/Outlet: 3.54"/3.54"	J20224
J19930	05-17631	Peterbilt Conventional Cab Series (1989 & Up)	Dimensions: 25.03" x 27.28" x 2.71" Inlet/Outlet: 4.5"/4.5"	—
J19953	1651-980-C	International Heavy Duty 9300, 9670, 9700, Blue Bird & Spartan Models w/	Dimensions: 27.00" x 19.46" x 2.76" Inlet/Outlet: 4.0"/4.0"	J16104, J21358
J19957	1696-920-C	International Medium Duty 3000, 4000, Class 6 & S Series	Dimensions: 22.82" x 12.56" x 2.76" Inlet/Outlet: 3.0"/3.0"	J20530
J19951	1696-958-C	International 5000 Series w/ Cat 3406 or Detroit Diesel 60 Series	Dimensions: 27.00" x 19.46" x 2.76" Inlet/Outlet: 4.0"/4.0"	J16104, J21358
J19952	2004-399-C	International 8200 & 9400 Heavy Duty Series	Dimensions: 41.25" x 24.68" x 1.63" Inlet/Outlet: 4.0"/4.0"	J16104, J21358
J19889	20370257	VNL & VNM Series	Dimensions: 34.25" x 36.00" x 2.20" Inlet/Outlet: 4.0"/4.0"	J16104, J21358
J19928	20461061	Volvo VN Series	Includes Flange Dimensions: 34.25" x 35.94" x 2.21" Inlet/Outlet: 4.0"/4.0"	J16104, J21358
J21281	204-SX-278	Mack CH & CHN Models	Dimensions: 30.00" x 24.75" x 2.25" Inlet/Outlet: 4.0"/4.0"	J16104, J21358
J20905	21504560	Volvo VN & VNT Series	Dimensions: 30.1875" x 32.50" x 2.375" Inlet/Outlet: 4.0"/4.0"	J16104, J21358
J19929	2508-432-C	International 9200I Eagle Series	Dimensions: 41.25" x 24.68" x 1.63" Inlet/Outlet: 4.0"/4.0"	J16104, J21358
J19410	2508-455-C	International 9400I & 9900 Series	Dimensions: 30.25" x 15.5" x 4" Inlet/Outlet: 4.0"/4.0"	—
J21282	25175193	Mack CV Granite Models	Dimensions: 34.25" x 25.56" x 2.25" Inlet/Outlet: 3.5"/3.5"	J20224
J19887	487-080-0001	Kenworth T2000 Models	Dimensions: 39.25" x 25.63" x 2.00" Inlet/Outlet: 4.0"/4.0"	J16104, J21358
J24894	BHT D3032	Freightliner M2 Class		—

All parts supplied are JOHN'S TRUCK PARTS. Use of other manufacturer's names, part numbers, or trademarks are solely used for informational/identification purposes.


# CHARGE AIR COOLERS



JTP #:	REPLACES #:	APPLICATION:	PRODUCT INFORMATION:	WORKS W/:
J17115	BHT D3521	Freightliner Century, Columbia & M2 Class (1998-2001)	Dimensions: 36.88" x 26.41" x 2.21" Inlet/Outlet: 4.0"/4.0"	J16104, J21358
J17116	BHT D3523	Freightliner Century, Columbia & M2 Class (2002-2006)	Dimensions: 36.88" x 26.40" x 2.20" Inlet/Outlet: 4.0"/4.0"	J16104, J21358
J19956	BHT D3526	Freightliner Coronado Class	Dimensions: 38.75" x 21.92" x 2.05" Inlet/Outlet: 4.0"/4.0"	J16104, J21358
J19502	F31-6049	Peterbilt 357, 379 & 385 Conventional Cab Series	Dimensions: 33.50" x 30.08" x 2.00" Inlet/Outlet: 4.0"/4.0"	J16104, J21358
J19958	K093-63B	Kenworth T600 & T800 Models	Dimensions: 28.69" x 26.41" x 2.21" Inlet/Outlet: 4.0"/4.0"	J16104, J21358
J19706	K093-64	Kenworth T600, T800 & W900 Models	Dimensions: 28.50" x 27.25" x 2.06" Inlet/Outlet: 4.0"/4.0"	J16104, J21358
J23794	N4098001	Kenworth T800 Models	Dimensions: 37.25" x 29.875" x 1 5/8" Inlet/Outlet: 4.0"/4.0"	—
J19949	N8787001	Peterbilt 379 Series (2007-2009)	Dimensions: 38.75" x 19.00" x 1.75" Inlet/Outlet: 3.0"/3.0"	J20530
J19950	N8798001	Kenworth T660 Models	Dimensions: 9.25" x 30.74" x 2.76" Inlet/Outlet: 4.0"/4.0"	J16104, J21358
J23514	RXW6924002	Kenworth T2000 Models	Dimensions: 37" x 26.375" x 2" Inlet/Outlet: 4.0"/4.0"	—
J23796	W6926002	Peterbilt 377, 378, 385, 387, 388 & 389 Series (2007-2013)	Dimensions: 37.25" x 33.375" x 2" Inlet/Outlet: 4.0"/4.0"	—
J21742	2591-600-C	International 9200, 9400 & 9900 Series Prostar Linehaul Conventionals	Dimensions: 39.625" X 3.75" X 11.50" Inlet/Outlet: 4.0"/4.0"	—

All parts supplied are JOHN'S TRUCK PARTS. Use of other manufacturer's names, part numbers, or trademarks are solely used for informational/identification purposes.





JTP #:	REPLACES #:	APPLICATION:	PRODUCT INFORMATION:
J23045	05-25340-011	Freightliner M2 106 Business Class (2008-2013) Freightliner Sterling Acterra Class (2008-2009)	Dimensions: 34" x 31 1/4" x 2" Inlet/Outlet: 2.0"/2.0"
J20712	05-29617-003	Freightliner Cascadia Class	Dimensions: 42.125" x 38" x 2.50" Inlet/Outlet: 2.5"/2.5" Plastic & Aluminum
J20586	05-29617-005	Freightliner Cascadia Class (2008-2011) Freightliner Century Class (2008-2010) Freightliner Columbia Class (2008-2012)	Dimensions: 42.125" x 38" x 2.50" Inlet/Outlet: 2.5"/2.5" Plastic & Aluminum
J23791	07-06657A011	Peterbilt 357-385 Series (1995-2002) Peterbilt 378-379 Series (1995-2004)	Dimensions: 36 1/4" x 34 1/2" x 2 1/4" Inlet/Outlet: 2.5"/3.0"
J23792	07-06657A041	Peterbilt 357-385 Series (1998-2007) Peterbilt 378-379 Series (2003-2007)	Dimensions: 36 1/4" x 34 3/8" x 2 3/4" Inlet/Outlet: 2.5"/3.0"
J23034	1003347	Mack CV Granite CH Models (2002-2007) Mack RD,RS & RL Models (1995-2004)	Dimensions: 29" X 39 9/16" X 1 7/8" Inlet/Outlet: 2.0"/2.0"
J23042	1030227	Freightliner Sterling MDLS: L, LN, LTL, CL, L9000 & A Line Class	Dimensions: 37 3/8" X 28 1/4" X 2" Inlet/Outlet: 2.0"/2.0" Plastic & Aluminum
J17264	1668-901-C	International 1600, 1700, 4600 & 4900 Series Medium Duty (1978-1993)	Dimensions: 31" x 26" x 2.5" Inlet/Outlet: 2.5"/2.5"
J16536	1697-273-C	International 4500 & 4900 Series Medium Duty International 3800 School Bus Series International 4900 Series w/ DT466 or Cummins C10 Engine Models	Dimensions: 31" x 12.75" x 2.5" Inlet/Outlet: 2.5"/2.5"
J20474	1697-743-C	International 3800 & 4900 Series Medium Duty (1993-1996)	Dimensions: 31" x 12 3/4" x 2 1/16" Inlet/Outlet: 2.25"/2.25"
J19904	20516412	Volvo VNL & VNM Models	Dimensions: 35 1/8" x 35 1/2" x 2" Inlet/Outlet: 2.5"/2.5"
J20452	20984815	Volvo VNL Models	Dimensions: 35 3/8" x 35" x 2 1/2" Inlet/Outlet: 2.5"/2.5" Plastic & Aluminum
J21856	21593038	Volvo VNL Models	Dimensions: 40 1/2" x 35 1/4" x 2 1/2" Inlet/Outlet: 2.5"/2.5" Plastic & Aluminum


All parts supplied are JOHN'S TRUCK PARTS. Use of other manufacturer's names, part numbers, or trademarks are solely used for informational/identification purposes.

# RADIATORS



JTP #:	REPLACES #:	APPLICATION:	PRODUCT INFORMATION:
J23109	21593039	Mack CHU, CHN, CH (Granite) Models (2008-2010)	Dimensions: 39 3/8" X 34 3/16" X 2 1/16" Inlet/Outlet: 2.5"/2.5" Plastic & Aluminum
J20465	2500-917-C	International 3800 & 4900 School Bus Series (1994-2002)	Dimensions: 31" x 12.75" x 2.5" Inlet/Outlet: 2.5"/2.5"
J16535	2502-718-C	International 3000, 3000IC, 3000FE, 3000RE, 3200, 3300, 3400, 3600, 3700, 3800 & 3900FC School Bus Series (2000-2002)	Dimensions: 31" x 12.75" x 2.25" Inlet/Outlet: 2.25"/2.25"
J20472	2504-903-C	International 3000 & 4000 School Bus Series (2002-2007) Ford F650, F700 & F750 Models (2004-2007)	Dimensions: 20.625" x 25" x 2.25" Inlet/Outlet: 2.25"/2.25" Plastic & Aluminum
J22642	2504-905-C	International 4000-4400 Series Medium Duty	Dimensions: 20 5/8" x 25" x 1 3/4" Inlet/Outlet: 2.5"/2.5" Plastic & Aluminum
J20062	2505-157-C	International 4700 Series Medium Duty International 3300 School Bus Series	Dimensions: 27" x 13 1/8" x 2 1/16" Inlet/Outlet: 2.5"/2.5" Plastic & Aluminum
J16537	2505-159-C	International 3000, 3000 Suspension, 3000 IC, 3000FE, 3000IC, 3000RE, 3200, 3300, 3300 Suspension, 3400, 3600, 3700, 3800, 3900FC, 3600, 3800, 4000, 4100, 4400, 7300, 7700 Series Medium Duty	Dimensions: 30.625" x 13.125" x 2.5" Inlet/Outlet: 2.5"/2.5"
J20737	2508-454-C	International 9100-9400 & 9600-9700 Series	Dimensions: 33 5/8" x 28 1/8" x 2 1/16" Inlet/Outlet: 2.5"/2.5" Plastic & Aluminum
J22643	2509-895-C	International 5500-5600 Conventionals Series	Dimensions: 29 3/8" x 32 1/8" x 2 3/16" Inlet/Outlet: 2.5"/2.5" Plastic & Aluminum
J22641	25174125	Mack RD & CV Models (1998-2004)	Dimensions: 27 1/2" x 34 5/8" x 2" Inlet/Outlet: 2.0"/2.5" Plastic & Aluminum
J16534	2585-978-C	International 2000, 2500, 2600, 5000, 5500, 5500I, 5600, 5600I, 5900, 5900I, 7300, 7700, 8200, 8300, 9100-9400 & 9900 Series Heavy Duty (1993-2006)	Dimensions: 41" x 28" x 2.2" Inlet/Outlet: 2.5"/2.5" Plastic & Aluminum
J22644	2591-559-C	International 7600 & 7700 Series Heavy Duty	Dimensions: 40 3/16" x 26 3/16" x 1 7/8" Inlet/Outlet: 2.5"/2.5" Plastic & Aluminum
J23044	2593-295-C	International 4100-4400 Series Medium Duty (2008-2011) BE200, CE200 & 300 School Bus Series (2008-2010)	Dimensions: 28 3/4" x 26 1/4" x 2 1/4" Inlet/Outlet: 2.5"/2.5"
J11398	310011T	Freightliner FLD Class Freightliner C112 Class (1998-2000) Freightliner C120 Class (1997-2001) Freightliner Columbia Class (2004-2005)	Dimensions: 31.875" x 37" x 3.0" Inlet/Outlet: 2.5"/2.5"
J10292	310071T	Freightliner FLD & Century Class	Dimensions: 25 5/16" x 36" x 2" Inlet/Outlet: 2.5"/2.5" Plastic & Aluminum
J20473	3527-216-C	International 3000 Series International 3800 School Bus Series Medium Duty (2000-2002)	Dimensions: 31" x 12.75" x 2.25" Inlet/Outlet: 2.25"/2.25"
JD630	493-359-C	International 1600 & S2100 School Bus Series Medium Duty (1975 -1985)	Dimensions: 31" x 25.375" x 2.5" Inlet/Outlet: 2.5"/2.5"
JD631	493-367-C	International 3000 & 4000 Series Medium Duty	Dimensions: 31" x 26.25" x 2.5" Inlet/Outlet: 2.5"/2.5"
J23043	A05-25423-001	Freightliner M2 106 Business & Freightliner Sterling Acterra Class	Dimensions: 29 5/8" x 30 3/4" x 2" Inlet/Outlet: 2.0"/2.0" Plastic & Aluminum
J11397	BHT A6725002	Freightliner Century, Columbia & M2 Class	Dimensions: 41.75" x 30.626" x 2.50" Inlet/Outlet: 2.5"/2.5" Plastic & Aluminum

All parts supplied are JOHN'S TRUCK PARTS. Use of other manufacturer's names, part numbers, or trademarks are solely used for informational/identification purposes.




JTP #:	REPLACES #:	APPLICATION:	PRODUCT INFORMATION:
J22639	BHT D5292	Freightliner Argosy Class	Dimensions: 47" x 26 1/4" x 1 7/8" Inlet/Outlet: 2.5"/2.5" Plastic & Aluminum
J23040	BHT E6362	Freightliner Sterling Acterra (2005-2007) Freightliner FS65 Bus Chassis (2005-2008) Freightliner M2-106 Business Class (2003-2007)	Dimensions: 29 5/8" x 25 1/8" x 2" Inlet/Outlet: 1.125"/1.125" Plastic & Aluminum
J18929	BHT U3692001	Freightliner Century, Columbia & M2 Class	Dimensions: 41 3/4" x 30 5/8" x 2" Inlet/Outlet: 2.5"/2.5" Plastic & Aluminum
J21965	BHT U3932001	Freightliner Century & Columbia Class	Dimensions: 41 3/4" x 30 5/8" x 2 1/4" Inlet/Outlet: 2.5"/2.5" Plastic & Aluminum
J21455	BHT U3933001	Freightliner Century, Columbia & M2 Class	Dimensions: 41.75" x 31.50" x 2.50" Inlet/Outlet: 2.5"/2.5" Plastic & Aluminum
J22640	BHT V0225001	Freightliner Century, Classic, FLD120, FLD132 & Columbia Class	Dimensions: 38 1/2" x 36" x 1 9/16" Inlet/Outlet: 2.5"/2.5" Plastic & Aluminum
J21841	F31-60881135120	Kenworth T660 & W900 Models (2008-2011)	Dimensions: 40.50" x 31.375" x 2" Inlet/Outlet: 2.5"/2.5" Plastic & Aluminum
J23031	F31-61011121340	Peterbilt 335, 365 & 367 Series (2008 & Up) Kenworth T800 & T880 Models (2008 & Up)	Dimensions: 37" x 39" x 2" Inlet/Outlet: 2.5"/2.5" Plastic & Aluminum
J23039	MOD 3E0122820002	Freightliner Cascadia & Classic Class (2008-2011) Freightliner Sterling A9513/At9500 Class w/ MBE 4000 Engine Models	Dimensions: 38 7/8" x 37 1/2" x 2 1/4" Inlet/Outlet: 2.5"/2.5" Plastic & Aluminum

All parts supplied are JOHN'S TRUCK PARTS. Use of other manufacturer's names, part numbers, or trademarks are solely used for informational/identification purposes.

# RADIATORS



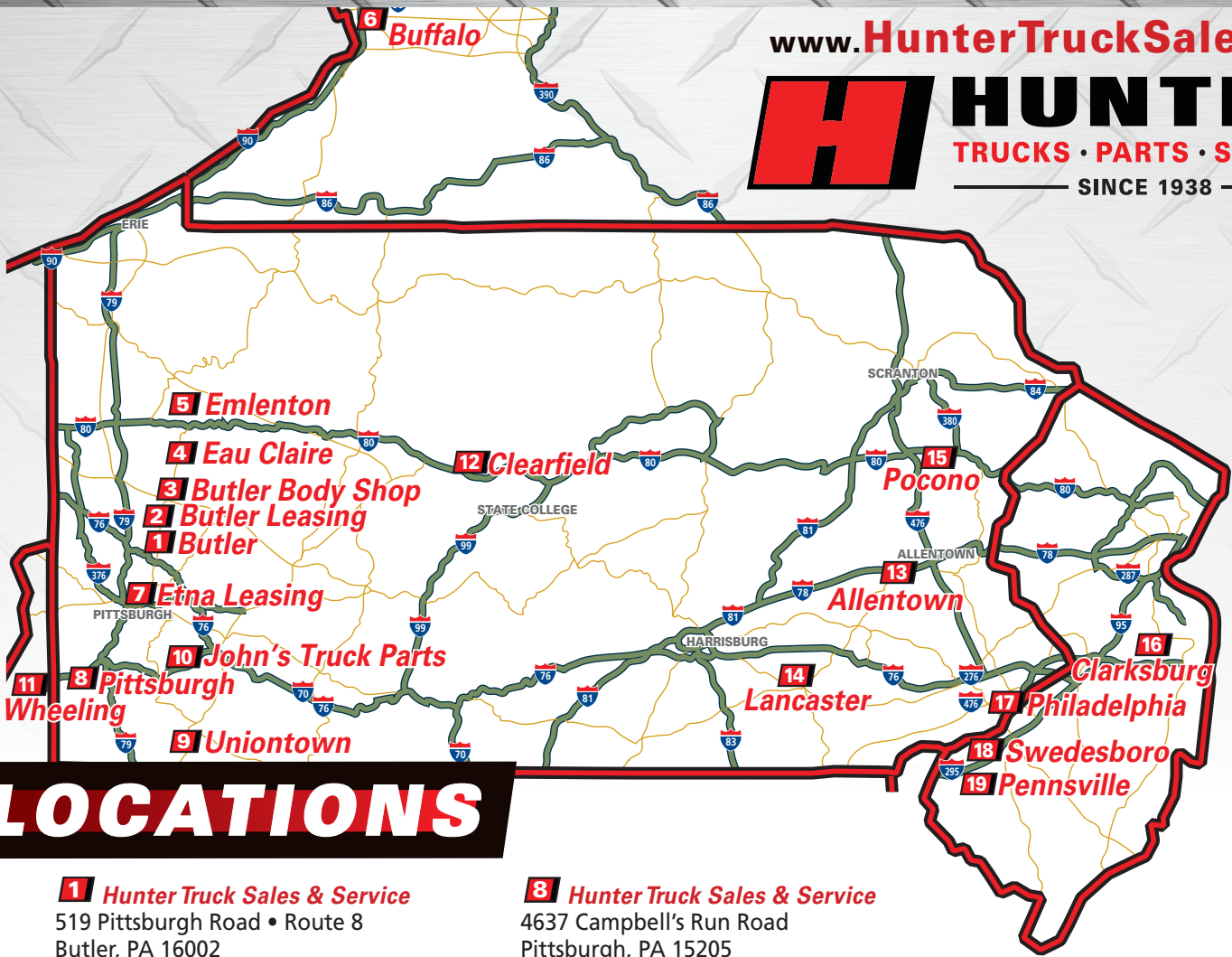
JTP #:	REPLACES #:	APPLICATION:	PRODUCT INFORMATION:
J24180	MOD 3S0580800003	Freightliner Cascadia Class (2012 & Up)	Dimensions: 35 3/4" x 38 1/2" x 2 3/16" Inlet/Outlet: 2.5"/2.5" Plastic & Aluminum
J23037	N3800001	Peterbilt 367 & 387 Series (2008-2011) Peterbilt 587 Series (2012 & Up) Kenworth T700 & T2000 Models (2008-2010)	Dimensions: 34" x 39" x 2" Inlet/Outlet: 2.5"/2.5" Plastic & Aluminum
J23032	N4028001	Peterbilt 384 & 386 Series (2008-2011) Kenworth W900 Models (2008 - 2011)	Dimensions: 36" x 36 1/8" x 2 1/16" Inlet/Outlet: 2.5"/2.5" Plastic & Aluminum
J23035	N9414001	Peterbilt 367 Series (2011-2012) Peterbilt 379 Series (2008) Peterbilt 388-389 Series Kenworth W900 Models (2008-2012)	Dimensions: 42 15/16" x 38 3/4" x 2" Inlet/Outlet: 2.5"/2.5" Plastic & Aluminum
J23041	W0265001	Kenworth T660 Models (2011-2013)	Dimensions: 43" x 31 3/8" x 2 2/5" Inlet/Outlet: 2.5"/2.5"
J24884	BHT B9705	Freightliner M2-106 Business Class	Dimensions: 31 5/8" X 26 1/4" X 2 1/16" Inlet/Outlet: 2.0"/2.0"
J11399	310021T	Freightliner FL50-90 Class w/ CAT 3126 Engine Models Freightliner Sterling Acterra & AT9500 Class	Dimensions: 28 5/8" X 24 3/4" X 1 7/8" Inlet/Outlet: 2.0"/2.25"
J23503	3498234	Caterpillar 972H, 966H, C11 & C13 Engine Models	—
J23504	3535549	Caterpillar 329D (L), (M), 325D (L), 324D (L) & C7 Engine Models	—
J23507	360	Caterpillar 320D (L) (N), 323D (L) & C6.4 Engine Models	—
J23533	3766723	Caterpillar 12K, 140K, 120K C7 Engine Models	—
J22963	A9065000202	—	—
J22966	A9405001803	—	—
J22967	A9425003503	Mercedes Actros (1996 & Up) OM 541 Engine Models	1016mm x 818mm x 38mm Inlet/Outlet: 65 mm / 65 mm Plastic & Aluminum



**Contact your sales representative  
for Caps, Hoses, Clamps & More!**

All parts supplied are JOHN'S TRUCK PARTS. Use of other manufacturer's names, part numbers, or trademarks are solely used for informational/identification purposes.





## LOCATIONS

**1** **Hunter Truck Sales & Service**  
519 Pittsburgh Road • Route 8  
Butler, PA 16002  
724-586-7744

**2** **Hunter Idealease**  
495 Pittsburgh Road • Route 8  
Butler, PA 16002  
724-282-0641

**3** **Hunter Truck Center (Body Shop)**  
174 Oneida Valley Rd. • Route 38  
Butler, PA 16001  
724-282-1456

**4** **Hunter Truck Sales & Service**  
101 East Main St. • Route 38  
Eau Claire, PA 16030 (I-80 Exit 42)  
724-791-2525

**5** **Hunter Truck Sales & Service**  
6390 Clintonville-Emlenton Rd.  
Emlenton, PA 16373 (I-80 Exit 42)  
724-867-5290

**6** **Hunter Buffalo Peterbilt**  
2370 Walden Ave.  
Buffalo, NY 14225 (I-90 Exit 52 East)  
716-684-0010

**7** **Hunter Idealease**  
350 Poplar St.  
Pittsburgh, PA 15223 (Etna)  
412-781-2800

**8** **Hunter Truck Sales & Service**  
4637 Campbell's Run Road  
Pittsburgh, PA 15205  
412-787-0600

**9** **Hunter Truck Sales & Service**  
100 Hunter's Way, Route 43  
Smithfield, PA 15478 (Uniontown)  
724-564-4292

**10** **John's Truck Parts**  
141 Huntingdon Road  
Wyano, PA 15695  
724-722-3574

**11** **Hunter Truck Sales & Service**  
1 West Alexander Road  
Valley Grove, WV 26060  
(Wheeling • I-70 Exit 11)  
304-547-2880

**12** **Hunter Keystone Peterbilt**  
160 Cresswood Drive  
I-80 Exit 120  
Clearfield, PA 16830  
814-768-7679

**13** **Hunter Keystone Peterbilt**  
9981 Old Route 22  
Breinigsville, PA 18031  
(Allentown • I-78 Exit 13)  
610-285-2244

**14** **Hunter Keystone Peterbilt**  
1463 Manheim Pike  
Lancaster, PA 17601  
717-299-6630

**15** **Hunter Pocono Peterbilt**  
1328 Golden Slipper Rd.  
Bartonsville, PA 18321  
570-688-2400

**16** **Hunter Jersey Peterbilt**  
524 Monmouth Road • P.O. Box 729  
Clarksburg, NJ 08510 (I-95, Exit 16B)  
609-259-5950

**17** **Hunter Idealease**  
9801 Bluegrass Road  
Philadelphia, PA 19114  
215-856-7601

**18** **Hunter Truck Sales & Service**  
2320 High Hill Road  
Swedesboro, NJ 08085  
856-241-8890

**19** **Hunter Jersey Peterbilt**  
454 N. Broadway  
Pennsville, NJ 08070  
856-299-5010