










REVIEWED

By Brittany Wylie at 1:18 pm, Oct 26, 2020

**Worklist: 4571**

<u>LAB_CASE</u>	<u>ITEM</u>	<u>ITEM_TYPE</u>	<u>DESCRIPTION</u>	
C2020-1840	1	BCK	AM 28 Blood Multi-Drug Quant Panel 1 by LC-QQQ	
C2020-1912	1	UCK	AM 28 Urine Multi-Drug Confirmation Panel 1 by LC-QQ	
C2020-1916	2	UCK	AM 28 Urine Multi-Drug Confirmation Panel 1 by LC-QQ	
C2020-1919	1	BCK	AM 28 Blood Multi-Drug Quant Panel 1 by LC-QQQ	
C2020-1934	1	BCK	AM 28 Blood Multi-Drug Quant Panel 1 by LC-QQQ	
C2020-1935	1	BCK	AM 28 Blood Multi-Drug Quant Panel 1 by LC-QQQ	
C2020-1936	1	BCK	AM 28 Blood Multi-Drug Quant Panel 1 by LC-QQQ	
C2020-1937	1	UCK	AM 28 Urine Multi-Drug Confirmation Panel 1 by LC-QQ	
C2020-1948	2	BCK	AM 28 Blood Multi-Drug Quant Panel 1 by LC-QQQ	

# AM# 28: Multi-Drug Quantitation by LC-MS/MS

Extraction Date 10/7/20

Analyst: Anne Nord

Plate lot#: 200513 (part IDP-111-2)

Plate Expiration: 11/13/20

**Mobile phase A:** 5mM Amm Form + 0.01% FA  
0.5M Ammonium Hydroxide

**Mobile phase B:** 0.01% Formic Acid in MeOH  
Ethyl Acetate 20% Methanol in Water

**Blank Blood Lot:** 20G20792 **Urine Blank lot:** 73020

**Column:** Agilent 120 EC-C18 (2.1x 100-2.7um)

**LCMS-QQQ ID:** 69679

## Pre-Analytic:

- 1. Check levels of mobile phases and needle wash refill as needed. Ensure waste is not full.
- 2. Ensure correct column is installed and begin mobile phase flow allow to equilibrate ~ 30 minutes.
- 3. Create worklist:

## Analytic:

- 1. Remove standards, plate, controls, and samples from cold storage. Allow to reach room temperature.
- 2. Urine hydrolysis pipette 250 ul urine in blank well, add 40 ul BG Turbo, add 100 ul 500 mm sodium phosphate buffer, mix for at least 5 minutes at ambient temperature. Pipette 250µL blood (calibrated pipette) Pipette ID: 1926134 or 250µL hydrolyzed urine in wells of analytical (standards) plate.
- 3. Place on shaking incubator at ambient temp., 900rpm for 15 minutes.
- 4. Pipette 250µL 0.5M ammonium hydroxide in wells of analytical plate.
- 5. Place on shaking incubator at ambient temp., 900rpm for 15 minutes.
- 6. Transfer 300µL of blood+base/urine+base mixture to corresponding wells of SLE+ plate.
- 7. Apply positive pressure for approx. 10-15 seconds (or until no liquid remains on top of sorbent).  
*(Load at 85-100 PSI- Selector to the right) Manifold ID: 66792*
- 8. Wait 5 minutes.
- 9. Add 900uL ethyl acetate.
- 10. Wait 5 minutes.
- 11. Apply positive pressure for approx. 15 seconds. *(10-15 PSI- Selector to the left).*
- 12. Add 900uL ethyl acetate.
- 13. Wait 5 minutes.
- 14. Apply positive pressure for approx. 15 seconds. *(10-15 PSI- Selector to the left).*
- 15. Remove plate containing eluate. Urine samples add 50 ul 1% HCl in MeOH, Place on SPE Dry and evaporate to dryness at approx. 35°C.  
*SPE Dry ID: 66819*
- 16. Reconstitute in 100µL 20% MeOH and heat seal plate with foil.

## Post-Analytic

- 1. Create batch and process data.
- 2. Make necessary changes to integration limits
- 3. Integration linear and R<sup>2</sup> values ≥0.98 for each analyte.
- 4. For unknown samples and controls: response ratio within 20% of average of controls and standards, RT within +/- 5% (tramadol RT +/-2%), S/N for primary transition >10 and secondary transitions >5.
- 5. Did all QCs pass for each analyte? Yes, see comments Add Control data to QC tracking spreadsheet.
- 6. Central File Packet to include: LIMS Worklist, Method Checklist, Calibration and Control Reports.

## COMMENTS:

Limited curve ranges –lamotrigine 5-500, Oxazepam 10-1000, and metoprolol 5-500

Dropped 100ng, 250ng, and 500ng points from methamphetamine curve that was extracted and run 10/7/20 due to low internal standard response. Blood samples were not evaluated for methamphetamine in this extraction, since the negative blood control had a low internal response for methamphetamine and could not be evaluated for that compound. Those samples were re-extracted on 10/8 and run 10/8-10/9.

~~A~~

	1	2	3	4	5	6	7	8	9	10	11	12
A	IS + Cal. 1	IS + QC_1	1936	1840	IS + Cal. 1	IS + QC_1					IS + Sample	IS + Cal. 8
B	IS + Cal. 2	IS + QC_2	not used		IS + Cal. 2	IS + QC_2					IS + Sample	IS + Cal. 7
C	IS + Cal. 3	qc3	1948-2		IS + Cal. 3	IS + QC_3					IS + Sample	IS + Cal. 6
D	IS + Cal. 4	IS + QC_4	neg urine		IS + Cal. 4	IS + QC_4					qc2 urine	IS + Cal. 5
E	IS + Cal. 5	Qc 2 urine	1937		IS + Cal. 5	qc2 urine					IS + QC_4	IS + Cal. 4
F	IS + Cal. 6	neg blood	1916		IS + Cal. 6						IS + QC_3	IS + Cal. 3
G	IS + Cal. 7	1935	1912		IS + Cal. 7						IS + QC_2	IS + Cal. 2
H	IS + Cal. 8	1919	1934		IS + Cal. 8						IS + QC_1	IS + Cal. 1

Run blanks before each urine case sample

c2020-

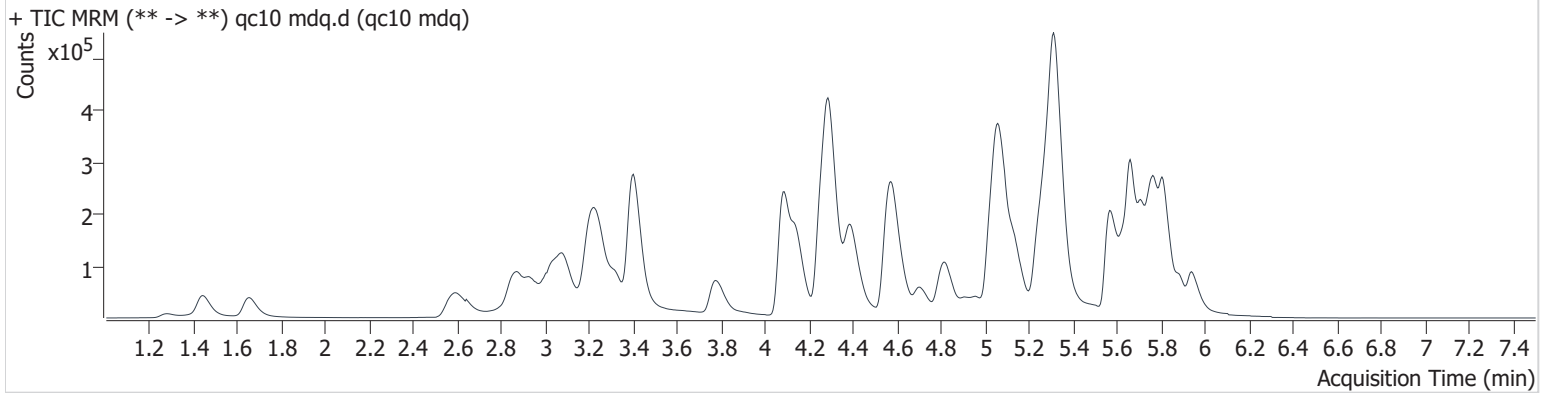


# AM #28 Multi-Drug Quant. Results

**Batch results** D:\MassHunter\Data\2020 Data\am 27-28 100720\QuantResults\mdq.batch.bin  
**Calibration Last Update** 10/8/2020 11:08:36 AM

**Instrument** 69679 **Data File** qc10 mdq.d  
**Type** QC **Sample** qc10 mdq  
**Acq. Method** MDQP1 5-27-20.m **Operator** Anne Nord  
**Sample Position** P2-A2 **Comment**  
**Injection Volume** 2  
**Acq. Date-Time** 10/7/2020 1:11:34 PM  
**Sample Info.**

## Sample Chromatogram



Name	RT	Resp.	S/N	Ratio	S/N	ISTD Resp.	Final Conc.
6-MAM	3.171	2220	471.6	66.9	49.6	42809	1.170 ng/ml
7-aminoclonazepam	4.302	40112	1566.0	96.5	162.4	154497	10.076 ng/ml
a-hydroxyalprazolam	5.707	6928	256.9	60.6	69.2	36380	9.533 ng/ml
alpha-PHP	4.965	71883	1631.3	38.3	481.3	470871	10.185 ng/ml
alpha-PVP	4.397	116199	1719.5	47.6	1267.5	470871	10.273 ng/ml
Alprazolam	5.776	44301	824.9	119.1	935.0	169665	9.602 ng/ml
Amphetamine	3.089	160113	502.7	48.0	287.0	244493	10.216 ng/ml
Benzoylcegonine	3.905	2580	57.6	7.2	62.2	8573	9.645 ng/ml
Buprenorphine	5.892	1110	85.4	15.7	90.6	40033	1.051 ng/ml
Bupropion	4.827	97329	2117.2	63.5	653.6	318482	9.823 ng/ml
Carisoprodol	5.726	27866	342.4	71.2	87.9	140486	9.985 ng/ml
Citalopram	5.250	63549	410.9	43.3	498.8	285459	9.615 ng/ml
Clonazepam	5.625	42264	1234.3	29.5	875.5	70074	9.876 ng/ml
Cocaine	4.291	100621	7320.7	45.3	283.6	716147	10.461 ng/ml
Codeine	2.639	10619	141.8	109.8	8718.5	55952	9.993 ng/ml
Cyclobenzaprine	5.637	74302	47930.3	9.0	386.2	219952	10.466 ng/ml
Dextromethorphan	5.294	50449	709.1	76.6	42698.2	250398	10.128 ng/ml
Dextrorphan	4.146	26690	7677.2	216.6	2457.1	356496	9.391 ng/ml
Diazepam	5.942	34556	648.9	88.3	949.3	170415	9.788 ng/ml
Dihydrocodeine	2.607	29823	1595.2	57.4	930.8	155766	10.164 ng/ml
Diphenhydramine	5.321	205278	1847.0	29.1	2351.5	1091872	10.220 ng/ml
Doxylamine	4.579	226253	329.0	99.8	3311.8	897879	9.768 ng/ml
EDDP	5.284	39601	207.9	224.7	401.6	468267	9.767 ng/ml
Fentanyl	5.157	6914	38.4	74.5	2265.7	338446	1.072 ng/ml
Fluoxetine	5.714	66090	1577.2	7.0	3680.5	234871	9.882 ng/ml
Hydrocodone	3.071	43025	569.7	34.8	40.7	248488	10.201 ng/ml
Hydromorphone	1.657	34011	699.0	68.2	5782.1	105261	9.872 ng/ml
Ketamine	4.096	77964	423.1	40.6	175.7	334260	10.122 ng/ml
Lamotrigine	4.335	6972	216.6	88.7	3443.6	938404	9.789 ng/ml
Lorazepam	5.749	38132	439.7	52.1	104.1	321174	8.412 ng/ml
MDA	3.231	115565	504.2	24.9	284.7	317046	10.317 ng/ml
MDMA	3.323	80083	1315.5	85.3	122.1	69277	11.035 ng/ml
Meprobamate	4.930	24534	167.1	28.2	9.4 <b>Low</b>	87163	10.330 ng/ml

# AM #28 Multi-Drug Quant. Results

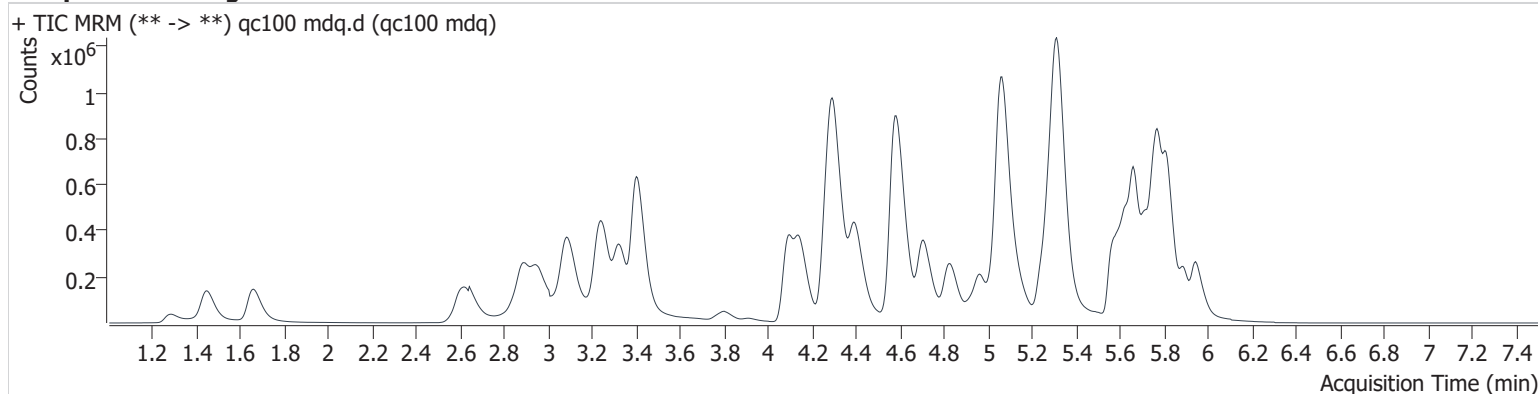
Name	RT	Resp.	S/N	Ratio	S/N	ISTD Resp.	Final Conc.
Methadone	5.667	123709	21484.9	52.3	1023.7	579823	10.384 ng/ml
Methamphetamine	3.257	125473	294.8	41.3	66.0	502756	10.495 ng/ml
Metoprolol	4.349	13774	140.2	100.4	405.9	938404	6.114 ng/ml
Mirtazapine	4.702	129191	1962.8	48.6	613.6	579823	8.523 ng/ml
Mitragynine	5.286	20312	883.0	30.2	5922.4	250398	11.534 ng/ml
Morphine	1.281	5211	315.2	20.1	91.5	7527	9.474 ng/ml
Norbuprenorphine	5.027	188	266.6	97.3	12.6	7454	0.789 ng/ml
Nordiazepam	5.891	30977	1483.4	61.2	835.3	110289	10.052 ng/ml
Norfentanyl	4.112	1729	54.5	268.2	72.3	628743	0.980 ng/ml
Norhydrocodone	3.107	1535	261.7	16.5	107.5	57036	8.928 ng/ml
Noroxycodone	2.953	36982	313.7	41.1	25.3	129516	9.634 ng/ml
O-desmethyl-tramadol	3.404	162485	3376.3	6.7	200.2	935530	9.925 ng/ml
Oxazepam	5.761	56277	782.3	77.8	225.1	321174	9.766 ng/ml
Oxycodone	2.881	88062	1227.8	28.3	144.2	372550	10.005 ng/ml
Oxymorphone	1.444	43186	1761.3	42.9	16.7	158828	10.271 ng/ml
Phentermine	3.805	19182	30.0	10.4	46.9	281221	9.850 ng/ml
Promethazine	5.565	109619	1040.9	37.2	498.7	529186	10.174 ng/ml
Quetiapine	5.598	53719	723.8	58.9	2372.9	70341	10.185 ng/ml
Sertraline	5.781	30249	647.6	92.6	19577.9	125151	9.973 ng/ml
Temazepam	5.818	94719	1133.1	29.9	143.9	461937	9.975 ng/ml
Tramadol	4.268	192930	11375.1	3.2	83.3	918078	10.087 ng/ml
Trazodone	5.307	96876	1440.0	73.4	472.5	455906	9.694 ng/ml
Venlafaxine	5.071	117715	4798.2	41.2	412.1	740934	10.359 ng/ml
Zolpidem	5.050	199729	1131.7	31.2	327.9	938404	9.922 ng/ml

# AM #28 Multi-Drug Quant. Results

**Batch results** D:\MassHunter\Data\2020 Data\am 27-28 100720\QuantResults\mdq.batch.bin  
**Calibration Last Update** 10/8/2020 11:08:36 AM

<b>Instrument</b>	69679	<b>Data File</b>	qc100 mdq.d
<b>Type</b>	QC	<b>Sample</b>	qc100 mdq
<b>Acq. Method</b>	MDQP1 5-27-20.m	<b>Operator</b>	Anne Nord
<b>Sample Position</b>	P2-B2	<b>Comment</b>	
<b>Injection Volume</b>	2		
<b>Acq. Date-Time</b>	10/7/2020 1:22:24 PM		

## Sample Chromatogram



Name	RT	Resp.	S/N	Ratio	S/N	ISTD Resp.	Final Conc.
6-MAM	3.182	18638	1059.9	75.6	10538.2	40016	10.504 ng/ml
7-aminoclonazepam	4.303	345521	1604.9	93.7	6413.7	128084	103.407 ng/ml
a-hydroxyalprazolam	5.702	60744	231.5	65.5	1120.3	32111	100.369 ng/ml
alpha-PHP	4.970	480776	26191.1	38.6	1661.6	316911	99.662 ng/ml
alpha-PVP	4.397	782910	5390.6	50.7	3119.2	316911	101.331 ng/ml
Alprazolam	5.776	413813	4774.8	116.1	263.9	141404	102.472 ng/ml
Amphetamine	3.094	778546	2272.6	43.7	1907.9	111329	111.319 ng/ml
Benzoylcegonine	3.910	26009	454.0	7.6	185.8	7912	100.368 ng/ml
Buprenorphine	5.892	7321	4698.3	17.0	1357.7	26874	10.392 ng/ml
Bupropion	4.827	537231	5290.6	66.8	3067.7	167344	103.665 ng/ml
Carisoprodol	5.726	255515	4071.3	69.5	1884.4	122504	104.676 ng/ml
Citalopram	5.250	448706	8291.4	41.4	139429.4	190758	104.438 ng/ml
Clonazepam	5.625	392546	734.5	30.1	390.3	59203	108.751 ng/ml
Cocaine	4.291	864093	1706.2	45.6	1290.4	599025	106.923 ng/ml
Codeine	2.639	97271	1074.3	115.2	1463.1	50057	101.050 ng/ml
Cyclobenzaprine	5.637	438922	184683.6	8.1	3289.9	131941	105.103 ng/ml
Dextromethorphan	5.294	307231	38073.4	82.9	264396.1	157719	97.658 ng/ml
Dextrorphan	4.151	231766	119882.8	215.1	48673.8	285965	103.908 ng/ml
Diazepam	5.947	315126	2053.7	88.2	3762.0	149035	102.822 ng/ml
Dihydrocodeine	2.602	286253	6995.2	58.5	8670.3	142547	108.349 ng/ml
Diphenhydramine	5.321	1323692	38852.5	29.5	1674.3	690894	103.359 ng/ml
Doxylamine	4.579	1945206	37579.4	98.4	167092.6	733012	102.308 ng/ml
EDDP	5.284	298270	186305.0	229.5	1535.5	337618	100.513 ng/ml
Fentanyl	5.157	45376	655.3	72.0	14311.0	220611	10.033 ng/ml
Fluoxetine	5.714	363895	1249.8	7.2	20720.6	126412	107.516 ng/ml
Hydrocodone	3.071	402811	1240.8	36.5	1497.9	222480	106.512 ng/ml
Hydromorphone	1.657	339153	7470.8	69.2	2495.2	101268	99.869 ng/ml
Ketamine	4.101	638500	2572.7	40.0	1557.8	259689	109.191 ng/ml
Lamotrigine	4.335	61351	1249.8	90.9	2292.7	812277	117.670 ng/ml
Lorazepam	5.749	332365	1824.6	47.7	645.6	258420	121.040 ng/ml
MDA	3.236	917870	7896.1	23.8	1336.9	244237	105.291 ng/ml
MDMA	3.328	633167	675.8	86.4	20622.7	55794	108.511 ng/ml
Meprobamate	4.935	224993	835.0	28.8	563.0	81006	108.030 ng/ml

# AM #28 Multi-Drug Quant. Results

Name	RT	Resp.	S/N	Ratio	S/N	ISTD Resp.	Final Conc.
Methadone	5.667	805834	4498.4	53.3	9193.3	371872	103.043 ng/ml
Methamphetamine	3.257	234080	996.1	42.0	234.0	107151	110.918 ng/ml
Metoprolol	4.349	124768	32120.2	92.1	21501.8	812277	104.456 ng/ml
Mirtazapine	4.708	946153	4697.9	48.5	20220.8	371872	103.482 ng/ml
Mitragynine	5.281	125392	1543.0	31.7	2322.0	157719	99.073 ng/ml
Morphine	1.281	48889	8070.5	19.5	423.1	6577	103.184 ng/ml
Norbuprenorphine	5.022	898	1884.3	110.8	1627.0	4994	8.977 ng/ml
Nordiazepam	5.891	275014	156742.6	62.6	97259.6	93497	106.437 ng/ml
Norfentanyl	4.107	14650	207.5	290.1	207.0	534360	10.329 ng/ml
Norhydrocodone	3.102	12329	88.2	16.9	55.9	49521	96.914 ng/ml
Noroxycodone	2.953	359292	348.8	40.6	796.6	115640	106.727 ng/ml
O-desmethyl-tramadol	3.404	1577576	5360.8	6.6	3425.0	843360	105.073 ng/ml
Oxazepam	5.756	492706	3595.0	77.0	1896.4	258420	109.972 ng/ml
Oxycodone	2.886	854296	3454.5	28.5	1579.1	339161	105.429 ng/ml
Oxymorphone	1.444	404340	7495.5	43.8	8216.6	144053	106.329 ng/ml
Phentermine	3.811	71932	153.2	9.1	29.7	92408	111.380 ng/ml
Promethazine	5.565	657419	1436.1	37.5	2974.2	300578	105.374 ng/ml
Quetiapine	5.603	431874	2067.7	58.4	169599.4	53530	108.118 ng/ml
Sertraline	5.781	164407	4817.2	101.6	6200.2	63808	108.980 ng/ml
Temazepam	5.818	870972	17442.6	31.6	882.3	411241	102.269 ng/ml
Tramadol	4.268	1641471	34005.4	3.5	423.8	770985	108.906 ng/ml
Trazodone	5.302	730004	3218.4	73.7	1349.9	334100	111.474 ng/ml
Venlafaxine	5.066	1013799	474.2	40.8	294.3	601816	109.452 ng/ml
Zolpidem	5.055	1890767	7250.6	32.0	60743.6	812277	109.608 ng/ml

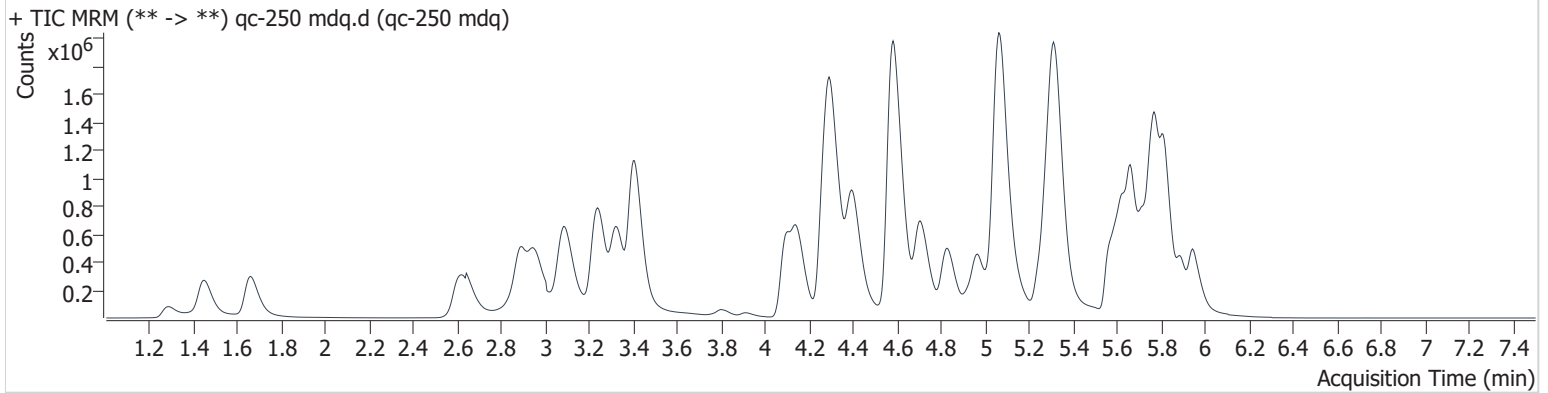


# AM #28 Multi-Drug Quant. Results

**Batch results** D:\MassHunter\Data\2020 Data\am 27-28 100720\QuantResults\mdq.batch.bin  
**Calibration Last Update** 10/8/2020 11:08:36 AM

**Instrument** 69679 **Data File** qc-250 mdq.d  
**Type** QC **Sample** qc-250 mdq  
**Acq. Method** MDQP1 5-27-20.m **Operator** Anne Nord  
**Sample Position** P2-C2 **Comment**  
**Injection Volume** 2  
**Acq. Date-Time** 10/7/2020 1:33:12 PM  
**Sample Info.**

## Sample Chromatogram



Name	RT	Resp.	S/N	Ratio	S/N	ISTD Resp.	Final Conc.
6-MAM	3.177	41539	14919.4	77.4	3198.7	37604	24.911 ng/ml
7-aminoclonazepam	4.308	691180	15129.7	95.3	1719.7	106721	248.068 ng/ml
a-hydroxyalprazolam	5.702	134160	3134.4	58.7	2532.0	27126	263.437 ng/ml
alpha-PHP	4.970	1121326	18175.9	38.6	8809.0	324326	226.909 ng/ml
alpha-PVP	4.397	2003964	3120.7	50.2	8834.8	324326	253.189 ng/ml
Alprazolam	5.776	873270	5334.6	113.8	277.3	119136	255.908 ng/ml
Amphetamine	3.094	1332151	3186.0	43.8	4096.9	83730	253.552 ng/ml
Benzoylcegonine	3.910	65761	2889.5	7.9	641.8	7478	267.664 ng/ml
Buprenorphine	5.897	14965	6327.3	17.1	2334.4	21258	26.865 ng/ml
Bupropion	4.827	1135658	45745.5	66.0	3890.2	146600	250.219 ng/ml
Carisoprodol	5.726	522700	4518.6	66.6	2869.4	104941	249.924 ng/ml
Citalopram	5.250	822740	1249.3	41.3	248112.0	145088	252.193 ng/ml
Clonazepam	5.625	791885	2091.2	31.2	271113.1	53130	244.486 ng/ml
Cocaine	4.291	1792606	134775.6	46.2	12047.9	505140	262.970 ng/ml
Codeine	2.644	212554	2262.2	117.0	2807.9	44517	248.090 ng/ml
Cyclobenzaprine	5.637	761286	4695.6	8.7	18743.7	88087	273.417 ng/ml
Dextromethorphan	5.294	587604	15122.1	71.0	420125.4	115926	254.067 ng/ml
Dextrorphan	4.151	491420	38786.6	222.2	2234.6	257383	245.096 ng/ml
Diazepam	5.947	686370	2617.9	87.3	7709.1	131465	254.001 ng/ml
Dihydrocodeine	2.602	627880	6968.5	59.1	26662.9	137035	247.455 ng/ml
Diphenhydramine	5.326	2375884	4107.3	29.5	7348.5	514698	248.906 ng/ml
Doxylamine	4.579	4620979	2996.0	98.0	1152.0	728078	244.605 ng/ml
EDDP	5.284	629537	36061.7	227.2	5577.4	299977	238.545 ng/ml
Fentanyl	5.152	82728	698.9	74.6	5551.7	167314	24.000 ng/ml
Fluoxetine	5.714	607847	3988.1	7.5	38344.0	89435	254.795 ng/ml
Hydrocodone	3.071	892156	966.2	36.3	619.4	204608	256.488 ng/ml
Hydromorphone	1.657	759192	2405.6	71.0	2771.3	88736	254.723 ng/ml
Ketamine	4.101	1359689	10609.5	39.7	2256.8	239701	252.252 ng/ml
Lamotrigine	4.335	121651	2025.2	92.0	2601.1	747405	255.863 ng/ml
Lorazepam	5.749	627051	5438.5	49.9	1286.9	226500	264.046 ng/ml
MDA	3.236	1960670	932.9	24.1	285.5	217665	252.209 ng/ml
MDMA	3.328	1341029	895.6	86.6	38479.1	48403	264.947 ng/ml
Meprobamate	4.935	470665	31313.5	28.2	1751.9	73080	251.409 ng/ml



# AM #28 Multi-Drug Quant. Results

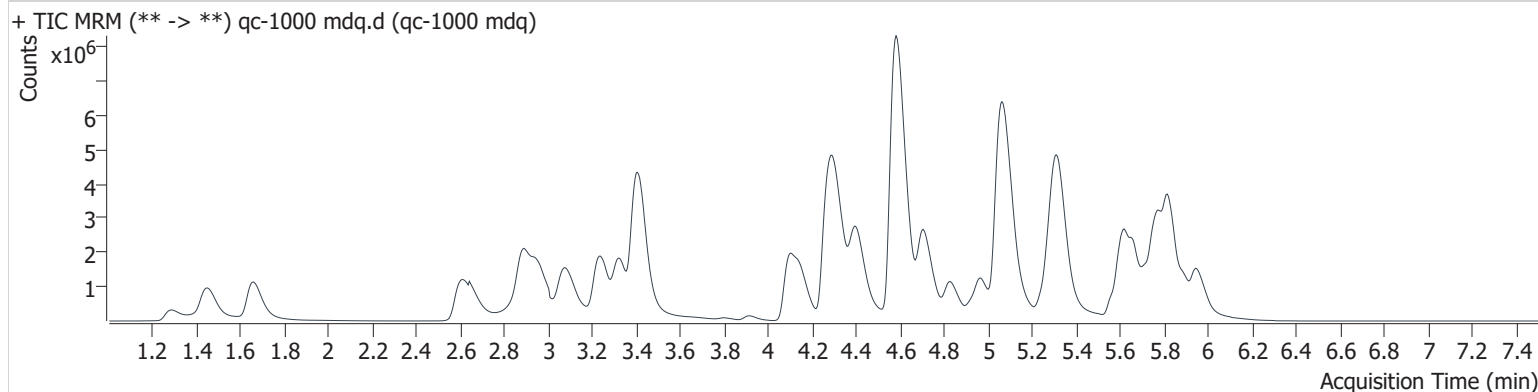
Name	RT	Resp.	S/N	Ratio	S/N	ISTD Resp.	Final Conc.
Methadone	5.662	1485639	29638.9	52.8	47171.3	286897	245.869 ng/ml
Methamphetamine	3.257	263848	244.5	43.9	433.9	54795	247.443 ng/ml
Metoprolol	4.349	282180	377029.0	94.7	1813.0	747405	262.982 ng/ml
Mirtazapine	4.708	1860049	16886.9	46.9	10636.2	286897	264.607 ng/ml
Mitragynine	5.281	223444	1975.4	32.3	91626.7	115926	237.930 ng/ml
Morphine	1.286	118778	9950.7	19.0	675.3	6717	245.665 ng/ml
Norbuprenorphine	5.012	1875	6924.2	95.2	4458.7	3726	26.082 ng/ml
Nordiazepam	5.891	600415	31673.7	61.8	19162.0	81768	265.893 ng/ml
Norfentanyl	4.107	35496	6185.8	275.9	1569.7	515962	26.012 ng/ml
Norhydrocodone	3.107	25413	323.8	18.1	121.4	41500	240.907 ng/ml
Noroxycodone	2.953	818146	4046.1	40.6	804.9	101981	275.882 ng/ml
O-desmethyl-tramadol	3.404	3518579	3245.0	6.7	1030.7	783219	252.085 ng/ml
Oxazepam	5.756	996579	7477.1	74.6	2217.6	226500	254.275 ng/ml
Oxycodone	2.886	1895335	12335.3	28.8	3321.7	302498	262.069 ng/ml
Oxymorphone	1.444	896539	34354.8	43.4	14366.1	131868	257.593 ng/ml
Phentermine	3.811	107190	242.2	9.9	183.3	57698	265.681 ng/ml
Promethazine	5.565	1182082	531802.0	38.2	20208.1	233035	244.102 ng/ml
Quetiapine	5.603	847659	448261.4	59.1	476401.3	41223	275.643 ng/ml
Sertraline	5.781	276388	3467.3	99.9	229011.5	45235	258.808 ng/ml
Temazepam	5.818	1828169	2103.4	32.0	2226.2	368809	239.250 ng/ml
Tramadol	4.268	3758551	245399.2	3.5	631.3	760553	253.759 ng/ml
Trazodone	5.307	1370920	4081.2	75.0	7016.9	268755	261.938 ng/ml
Venlafaxine	5.071	2425923	545847.1	40.2	14400.6	580364	271.528 ng/ml
Zolpidem	5.055	4116129	11405.6	31.4	14659.9	747405	259.474 ng/ml

# AM #28 Multi-Drug Quant. Results

**Batch results** D:\MassHunter\Data\2020 Data\am 27-28 100720\QuantResults\mdq.batch.bin  
**Calibration Last Update** 10/8/2020 11:08:36 AM

<b>Instrument</b>	69679	<b>Data File</b>	qc-1000 mdq.d
<b>Type</b>	QC	<b>Sample</b>	qc-1000 mdq
<b>Acq. Method</b>	MDQP1 5-27-20.m	<b>Operator</b>	Anne Nord
<b>Sample Position</b>	P2-D2	<b>Comment</b>	
<b>Injection Volume</b>	2		
<b>Acq. Date-Time</b>	10/7/2020 1:43:59 PM		

## Sample Chromatogram



Name	RT	Resp.	S/N	Ratio	S/N	ISTD Resp.	Final Conc.
6-MAM	3.171	221039	6734.3	73.4	7858.0	49374	100.953 ng/ml
7-aminoclonazepam	4.313	1468342	12135.9	91.4	19742.0	48629	1156.050 ng/ml
a-hydroxyalprazolam	5.697	423009	2643.0	61.1	2206.9	23210	972.472 ng/ml
alpha-PHP	4.970	2910743	81008.8	39.1	8307.2	262442	727.518 ng/ml
alpha-PVP	4.405	6546831	135938.7	51.1	59784.9	262442	1021.686 ng/ml
Alprazolam	5.781	2962640	27844.2	112.9	18460.3	99491	1038.072 ng/ml
Amphetamine	3.094	1707507	6203.0	43.2	2478.0	31371	867.977 ng/ml
Benzoylcegonine	3.910	343010	3637.7	7.6	671.5	7709	1352.151 ng/ml
Buprenorphine	5.897	26481	4700.9	16.5	1844.6	10684	94.606 ng/ml
Bupropion	4.827	2398887	23084.5	66.0	18272.2	79365	976.452 ng/ml
Carisoprodol	5.726	1470363	6637.2	62.8	3400.5	72774	1013.684 ng/ml
Citalopram	5.250	1633561	23782.7	41.9	640381.9	71087	1022.903 ng/ml
Clonazepam	5.625	2796816	14355.2	31.8	719326.2	47952	956.782 ng/ml
Cocaine	4.296	7108746	441049.3	45.4	216876.7	496638	1060.531 ng/ml
Codeine	2.644	846014	2547.3	116.1	5047.0	44461	988.293 ng/ml
Cyclobenzaprine	5.637	1011996	3685.1	9.0	1432.9	32210	994.577 ng/ml
Dextromethorphan	5.294	911329	39927.0	76.6	24525.8	45036	1014.196 ng/ml
Dextrorphan	4.151	1076020	50961.8	222.1	26674.5	139322	992.128 ng/ml
Diazepam	5.947	3002172	19203.0	86.6	5112.9	143314	1019.388 ng/ml
Dihydrocodeine	2.597	2899500	4577.9	60.9	28821.6	164475	952.608 ng/ml
Diphenhydramine	5.326	3683231	11907.4	30.3	14424.5	198612	999.709 ng/ml
Doxylamine	4.579	21369275	4250.7	96.9	421160.6	815880	1009.240 ng/ml
EDDP	5.284	2094288	9786.7	229.7	66378.9	247144	962.727 ng/ml
Fentanyl	5.157	185712	814.7	73.7	9041.2	91486	98.272 ng/ml
Fluoxetine	5.714	655249	32986.1	7.9	54323.4	26340	934.441 ng/ml
Hydrocodone	3.066	3819210	4208.3	37.3	720.1	232763	965.137 ng/ml
Hydromorphone	1.657	3352972	9435.0	71.9	14868.3	100085	996.658 ng/ml
Ketamine	4.103	5729296	43504.7	38.9	8008.3	258350	986.943 ng/ml
Lamotrigine	4.340	318041	1852.3	90.7	6284.0	837555	599.562 ng/ml
Lorazepam	5.744	1250402	28688.1	49.4	2581.9	147054	817.298 ng/ml
MDA	3.231	5300421	2580.4	24.2	4537.1	144767	1024.789 ng/ml
MDMA	3.323	4034076	256934.3	83.4	198868.6	37380	1032.095 ng/ml
Meprobamate	4.930	1485867	304896.8	28.1	32015.2	63493	915.331 ng/ml



# AM #28 Multi-Drug Quant. Results

Name	RT	Resp.	S/N	Ratio	S/N	ISTD Resp.	Final Conc.	
Methadone	5.662	2801778	108369.1	51.7	41860.7	135447	981.361	ng/ml
Methamphetamine	3.257	350227	517.6	42.5	374.4	19617	924.100	ng/ml
Metoprolol	4.354	728925	337903.3	94.1	6266.1	837555	611.794	ng/ml
Mirtazapine	4.708	7120151	26174.3	47.5	8601.3	135447	2149.671	ng/ml
Mitragynine	5.281	339552	2421.0	33.5	3211.2	45036	926.077	ng/ml
Morphine	1.286	513191	2018.4	18.6	613.8	7514	949.239	ng/ml
Norbuprenorphine	5.017	2947	7123.0	97.5	7251.6	1710	90.626	ng/ml
Nordiazepam	5.896	2039523	7270.0	61.8	62270.9	69543	1062.351	ng/ml
Norfentanyl	4.112	135390	3859.8	278.3	895.6	532325	96.337	ng/ml
Norhydrocodone	3.107	89377	483.2	22.7	∞	29487	1199.314	ng/ml
Noroxycodone	2.959	2844415	1108.5	40.8	991.3	94505	1035.560	ng/ml
O-desmethyl-tramadol	3.404	18684339	393827.6	6.3	42903.6	960817	1090.566	ng/ml
Oxazepam	5.751	2487563	10881.5	74.3	7646.6	147054	978.659	ng/ml
Oxycodone	2.886	9447213	4759.6	28.4	11351.9	399678	988.316	ng/ml
Oxymorphone	1.444	3965762	5467.2	42.9	615.3	155753	964.800	ng/ml
Phentermine	3.811	156936	213.4	9.4	177.1	20878	1074.668	ng/ml
Promethazine	5.565	1676647	618556.7	37.3	25234.1	82293	979.797	ng/ml
Quetiapine	5.598	4002692	3618185.7	60.4	24058.6	50722	1058.014	ng/ml
Sertraline	5.781	209128	5142.0	104.9	281100.8	8241	1075.797	ng/ml
Temazepam	5.823	7469917	270597.8	30.8	10303.9	351874	1024.359	ng/ml
Tramadol	4.262	14410320	508668.4	3.3	6129.6	795617	931.994	ng/ml
Trazodone	5.312	6700685	359432.8	72.9	6444.4	348833	989.897	ng/ml
Venlafaxine	5.076	7230358	267875.0	40.2	21573.8	425501	1103.698	ng/ml
Zolpidem	5.055	18512800	26287.9	29.6	11760.3	837555	1041.739	ng/ml

10/20/20  
★  
OCR

ocr = outside curve range

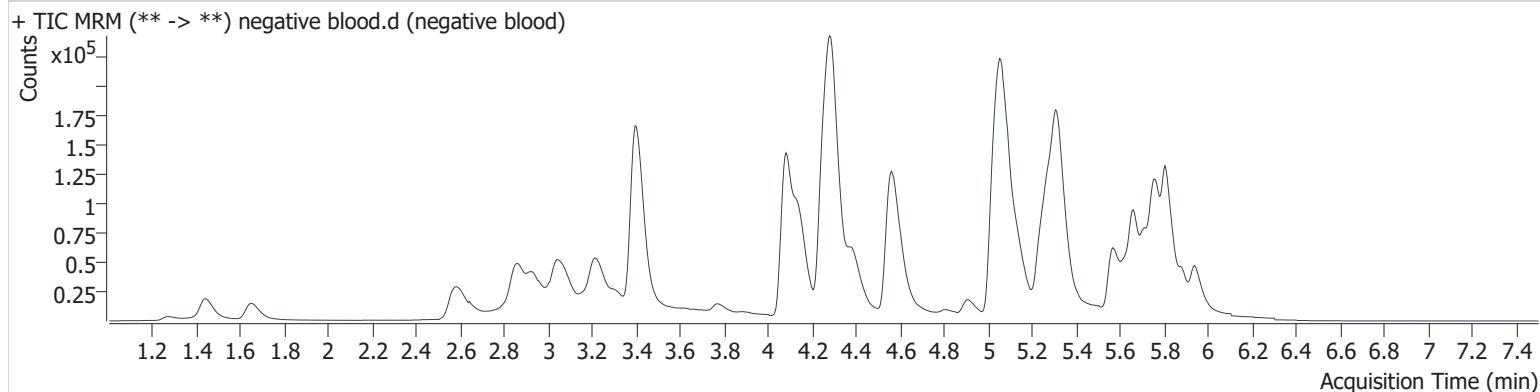
A

# AM #28 Multi-Drug Quant. Results

**Batch results** D:\MassHunter\Data\2020 Data\am 27-28 100720\QuantResults\mdq.batch.bin  
**Calibration Last Update** 10/8/2020 11:08:36 AM

<b>Instrument</b>	69679	<b>Data File</b>	negative blood.d
<b>Type</b>	Sample	<b>Sample</b>	negative blood
<b>Acq. Method</b>	MDQP1 5-27-20.m	<b>Operator</b>	Anne Nord
<b>Sample Position</b>	P2-F2	<b>Comment</b>	
<b>Injection Volume</b>	2		
<b>Acq. Date-Time</b>	10/7/2020 2:16:13 PM		
<b>Sample Info.</b>			

## Sample Chromatogram



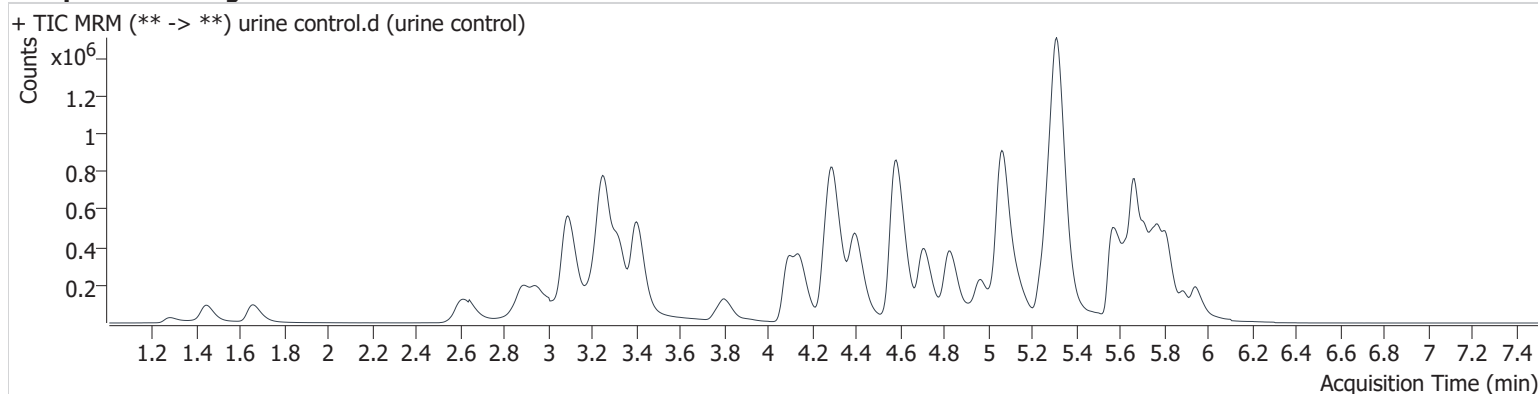
Methamphetamine not evaluated in this sample due to low internal standard response.

# AM #28 Multi-Drug Quant. Results

**Batch results** D:\MassHunter\Data\2020 Data\am 27-28 100720\QuantResults\mdq.batch.bin  
**Calibration Last Update** 10/8/2020 11:08:36 AM

<b>Instrument</b>	69679	<b>Data File</b>	urine control.d
<b>Type</b>	Sample	<b>Sample</b>	urine control
<b>Acq. Method</b>	MDQP1 5-27-20.m	<b>Operator</b>	Anne Nord
<b>Sample Position</b>	P2-E2	<b>Comment</b>	
<b>Injection Volume</b>	2		
<b>Acq. Date-Time</b>	10/7/2020 3:42:37 PM		

## Sample Chromatogram



Name	RT	Resp.	S/N	Ratio	S/N	ISTD Resp.	Final Conc.
6-MAM	3.171	16397	69.0	69.5	508.2	30376	12.174 ng/ml
7-aminoclonazepam	4.303	192630	2468.4	96.0	3592.1	68138	108.362 ng/ml
a-hydroxyalprazolam	5.702	39510	264.2	64.0	15656.7	21179	98.970 ng/ml
alpha-PHP	4.970	589195	16374.9	40.1	3448.7	371677	104.132 ng/ml
alpha-PVP	4.402	937773	5286.4	51.1	5083.3	371677	103.487 ng/ml
Alprazolam	5.776	254360	1675.0	109.8	4053.1	83080	107.182 ng/ml
Amphetamine	3.089	1652242	8318.1	43.5	7323.9	239538	109.794 ng/ml
Benzoylcegonine	3.910	16256	6301.7	7.0	27.4	5972	83.194 ng/ml
Buprenorphine	5.902	10561	962.7	14.4	400.5	35687	11.289 ng/ml
Bupropion	4.827	842808	20362.1	65.9	3624.9	266648	102.063 ng/ml
Carisoprodol	5.726	159860	5024.5	68.3	503.5	75278	106.574 ng/ml
Citalopram	5.250	509839	1106.5	43.8	10639.6	222574	101.696 ng/ml
Clonazepam	5.625	170785	968.7	30.7	3614.9	26727	104.806 ng/ml
Cocaine	4.291	744207	47844.1	45.1	733.7	521175	105.845 ng/ml
Codeine	2.639	72886	1570.3	111.2	469.4	35955	105.409 ng/ml
Cyclobenzaprine	5.637	508066	298535.7	8.8	173.1	154077	104.179 ng/ml
Dextromethorphan	5.289	423611	2587.0	74.2	21788.4	196637	107.998 ng/ml
Dextrorphan	4.146	214090	24297.1	221.9	25270.8	264499	103.773 ng/ml
Diazepam	5.947	215694	1407.2	88.2	2754.5	102863	101.967 ng/ml
Dihydrocodeine	2.602	233417	609.0	57.8	5334.7	118195	106.550 ng/ml
Diphenhydramine	5.321	1691950	24677.1	29.2	2734.2	890860	102.460 ng/ml
Doxylamine	4.579	1854208	5771.7	97.1	166587.2	700322	102.074 ng/ml
EDDP	5.284	440863	1808.6	230.8	6494.6	494384	101.455 ng/ml
Fentanyl	5.152	57983	339.7	74.4	3683.0	290338	9.744 ng/ml
Fluoxetine	5.714	457248	326693.8	7.4	7624.7	163769	104.260 ng/ml
Hydrocodone	3.071	265568	1013.1	35.7	328.2	142581	109.572 ng/ml
Hydromorphone	1.657	211715	8685.4	75.0	3133.0	64998	97.139 ng/ml
Ketamine	4.101	603000	5158.6	39.8	1134.2	251683	106.393 ng/ml
Lamotrigine	4.335	48905	362.4	88.8	740.9	645781	117.988 ng/ml
Lorazepam	5.744	180588	4130.0	46.5	113.2	143602	118.282 ng/ml
MDA	3.231	906343	2427.4	25.5	1324.0	235164	107.978 ng/ml
MDMA	3.323	650179	71144.3	83.5	5113.4	55289	112.446 ng/ml
Meprobamate	4.930	156966	7011.0	28.6	315.4	56136	108.763 ng/ml



# AM #28 Multi-Drug Quant. Results

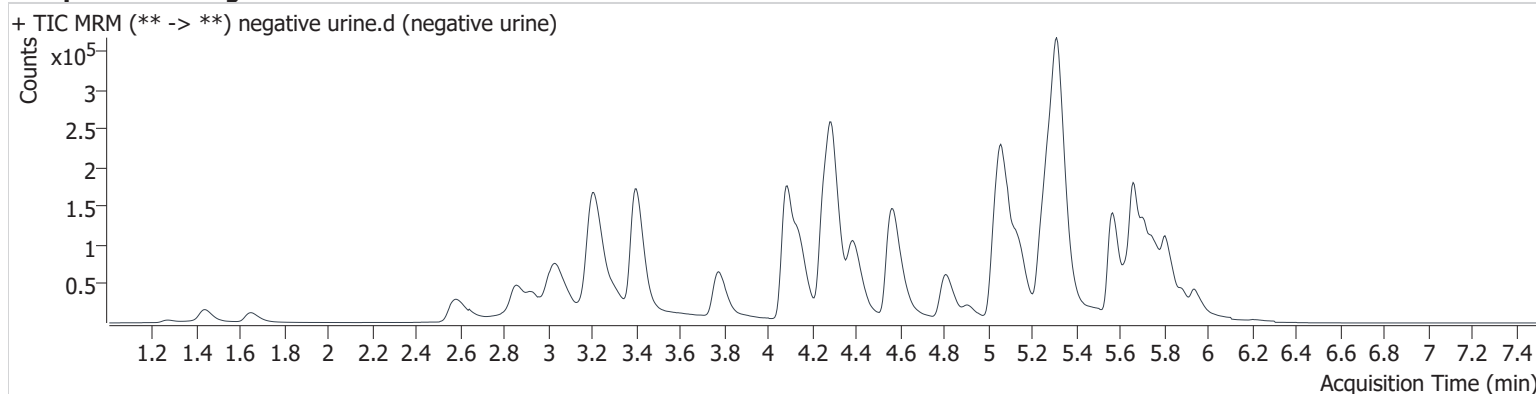
Name	RT	Resp.	S/N	Ratio	S/N	ISTD Resp.	Final Conc.
Methadone	5.667	1039603	34147.4	52.0	19414.5	464782	106.353 ng/ml
Methamphetamine	3.257	1139346	2343.2	40.9	17672.8	522875	110.629 ng/ml
Metoprolol	4.349	106849	449.5	93.1	560.0	645781	112.848 ng/ml
Mirtazapine	4.708	1081656	23478.7	48.3	5714.1	464782	94.604 ng/ml
Mitragynine	5.286	188216	29899.1	33.2	37678.3	196637	118.954 ng/ml
Morphine	1.281	36949	2157.9	19.2	866.6	4886	104.981 ng/ml
Norbuprenorphine	5.017	1255	635.8	101.5	1892.1	6020	10.491 ng/ml
Nordiazepam	5.891	180804	8083.1	64.8	3868.6	59859	109.303 ng/ml
Norfentanyl	4.107	13497	261.0	284.3	220.7	487961	10.421 ng/ml
Norhydrocodone	3.107	9149	406.3	18.6	91.6	30497	117.134 ng/ml
Noroxycodone	2.953	279815	684.2	38.6	343.1	82937	115.909 ng/ml
O-desmethyl-tramadol	3.404	1244482	3351.0	6.7	519.4	676095	103.396 ng/ml
Oxazepam	5.756	264159	472.3	80.6	586.6	143602	106.090 ng/ml
Oxycodone	2.886	640717	4245.0	27.4	1685.2	244258	109.788 ng/ml
Oxymorphone	1.444	267455	4811.2	43.4	3085.4	94367	107.365 ng/ml
Phentermine	3.805	208630	207.9	8.5	34.7	270340	110.424 ng/ml
Promethazine	5.565	948748	10342.3	37.3	6634.1	439062	104.108 ng/ml
Quetiapine	5.603	366060	204507.0	59.1	3620.0	49127	99.850 ng/ml
Sertraline	5.781	150285	462.5	102.2	152460.1	61620	103.141 ng/ml
Temazepam	5.818	501693	1098.0	34.0	415.4	244792	98.967 ng/ml
Tramadol	4.273	1476104	23960.8	3.5	451.0	702560	107.463 ng/ml
Trazodone	5.312	698664	7971.1	75.4	3962.4	327196	108.910 ng/ml
Venlafaxine	5.066	947957	2713.2	39.3	2147.6	545042	113.003 ng/ml
Zolpidem	5.060	1434221	1370.0	32.2	2537.5	645781	104.573 ng/ml

# AM #28 Multi-Drug Quant. Results

**Batch results** D:\MassHunter\Data\2020 Data\am 27-28 100720\QuantResults\mdq.batch.bin  
**Calibration Last Update** 10/8/2020 11:08:36 AM

<b>Instrument</b>	69679	<b>Data File</b>	negative urine.d
<b>Type</b>	Sample	<b>Sample</b>	negative urine
<b>Acq. Method</b>	MDQP1 5-27-20.m	<b>Operator</b>	Anne Nord
<b>Sample Position</b>	P2-D3	<b>Comment</b>	
<b>Injection Volume</b>	2		
<b>Acq. Date-Time</b>	10/7/2020 4:04:07 PM		

**Sample Chromatogram**



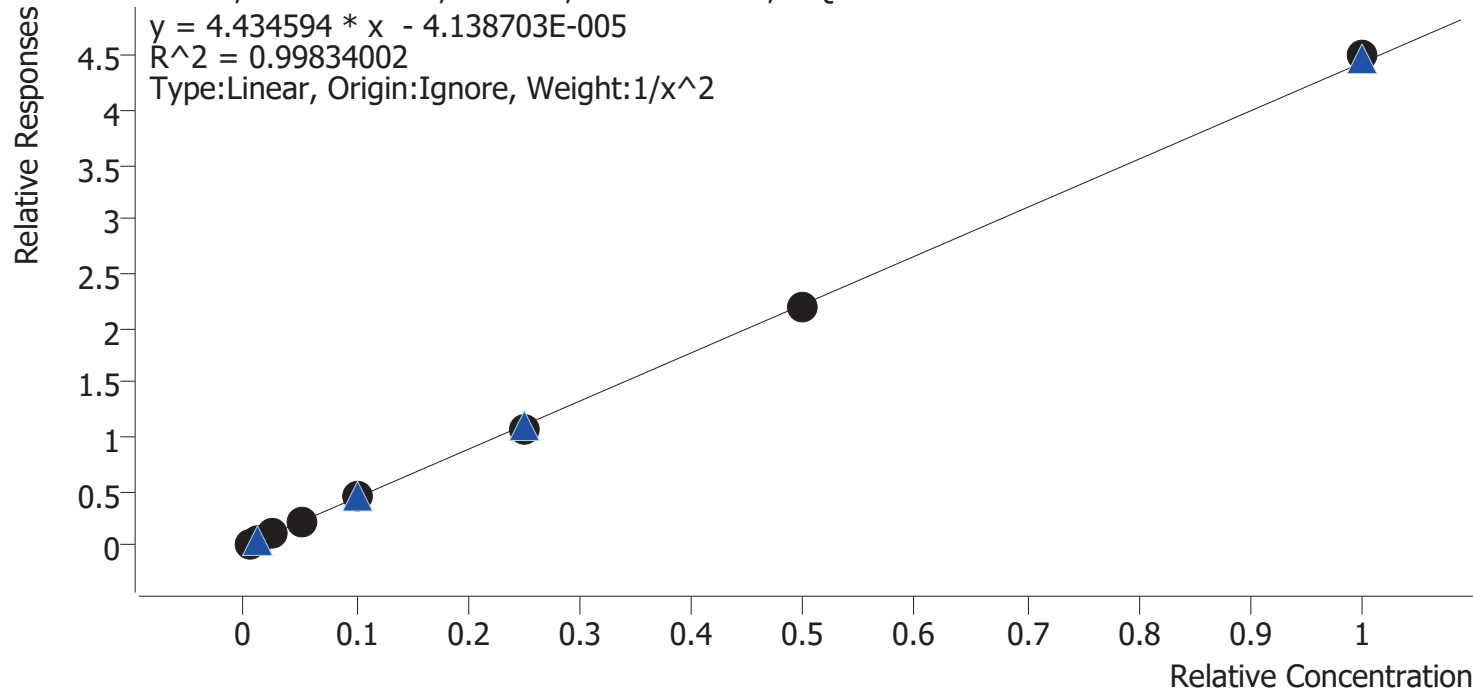
Name	RT	Resp.	S/N	Ratio	S/N	ISTD Resp.	Final Conc.
Methamphetamine	3.262	35990	∞	39.3	38.2	524638	1.103 ng/ml < 32

# Compound Calibration Report



**Batch results** D:\MassHunter\Data\2020 Data\lam 27-28 100720\QuantResults\mdq.batch.bin  
**Last Cal. Update** 10/8/2020 11:08 AM  
**Analyst Name** ISP\datastor  
**Analyte** 6-MAM **Internal Standard** 6-MAM-D6

6-MAM - 8 Levels, 8 Levels Used, 8 Points, 8 Points Used, 4 QCs



Sample	Level	Enabled	Expected Concentration	Final Concentration	Accuracy
cal 1 mdq	1	✓	0.5	0.5	100.4
cal 2 mdq	2	✓	1.0	1.0	100.6
cal 3 mdq	3	✓	2.5	2.3	93.7
cal 4 mdq	4	✓	5.0	5.2	105.0
cal 5 mdq	5	✓	10.0	10.3	103.2
cal 6 mdq	6	✓	25.0	24.3	97.1
cal 7 mdq	7	✓	50.0	49.3	98.6
cal 8 mdq	8	✓	100.0	101.5	101.5

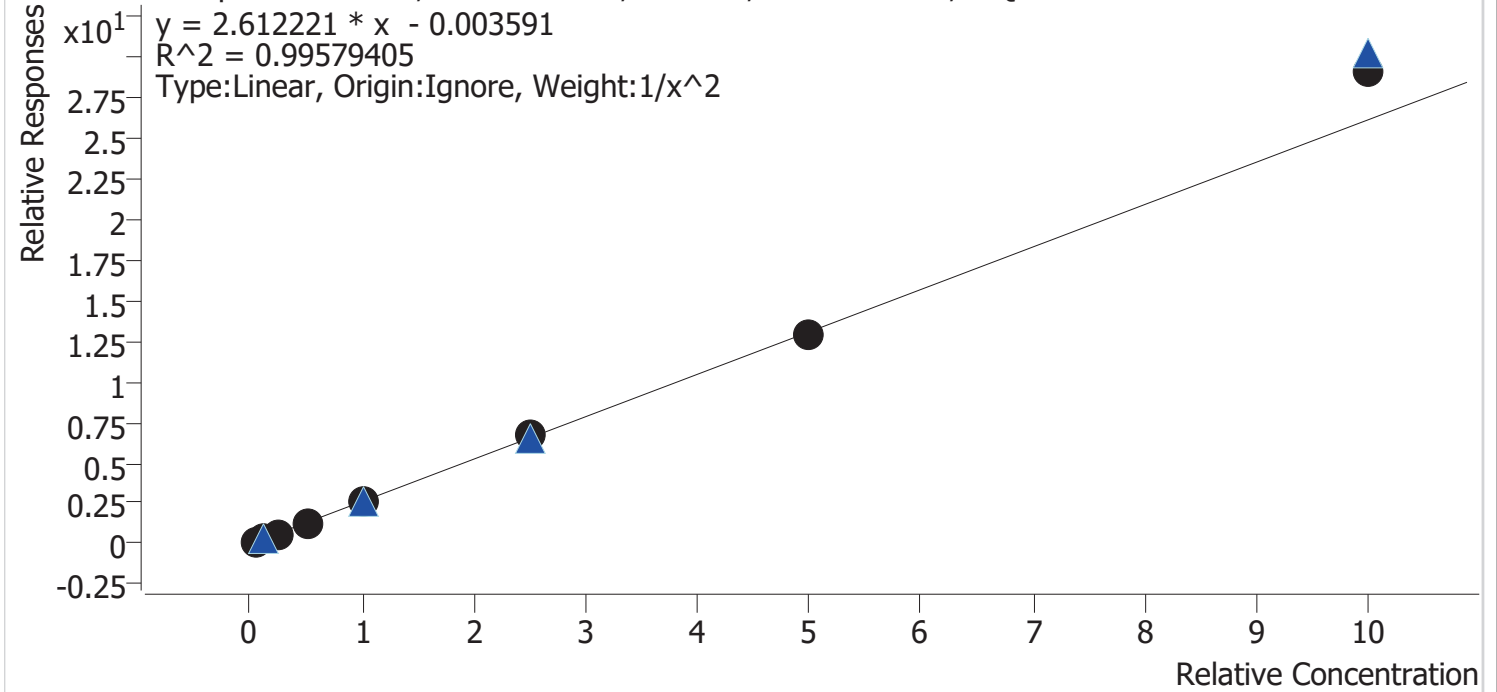


# Compound Calibration Report



<b>Batch results</b>	D:\MassHunter\Data\2020 Data\am 27-28 100720\QuantResults\mdq.batch.bin		
<b>Last Cal. Update</b>	10/8/2020 11:08 AM		
<b>Analyst Name</b>	ISP\datastor		
<b>Analyte</b>	7-aminoclonazepam	<b>Internal Standard</b>	7-Aminoclonazepam-D4

7-aminoclonazepam - 8 Levels, 8 Levels Used, 8 Points, 8 Points Used, 4 QCs

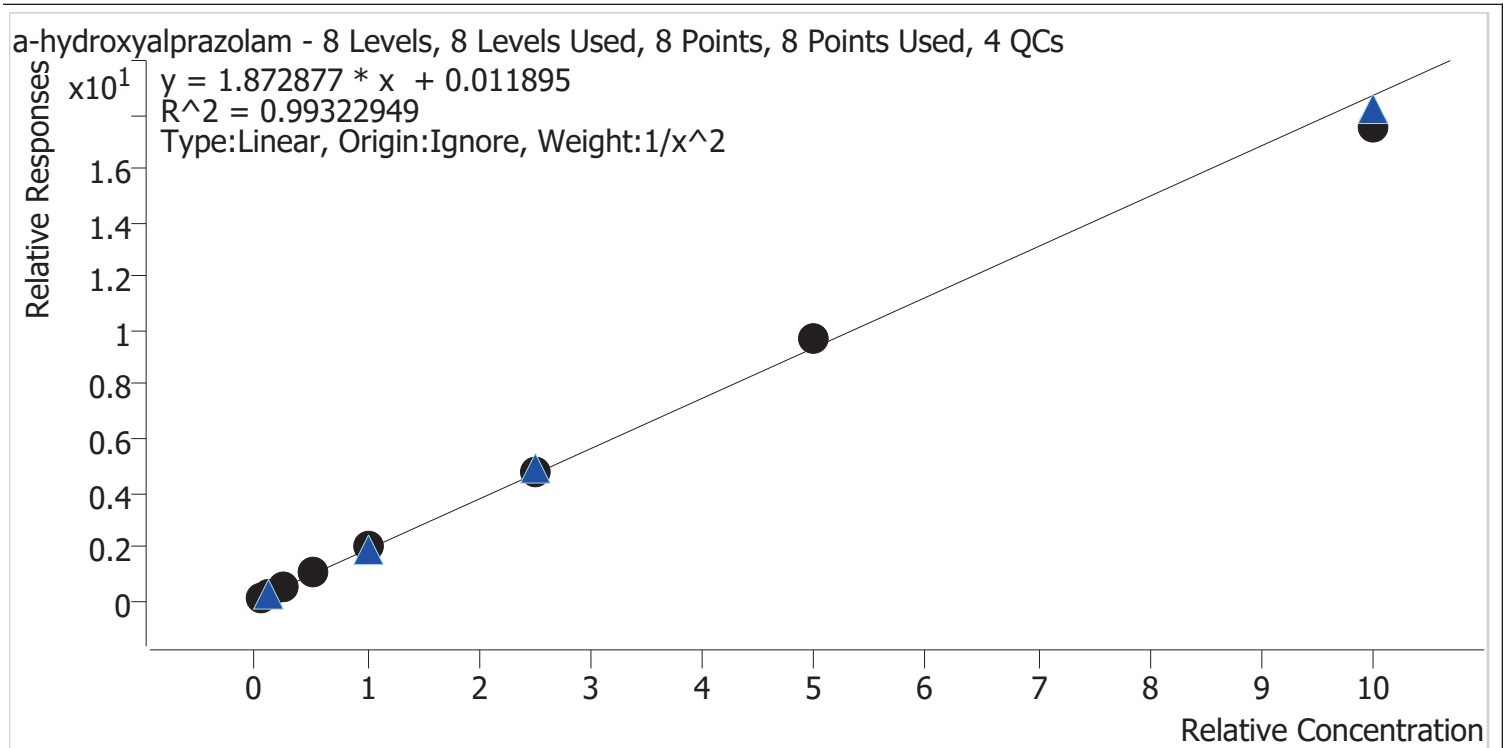


Sample	Level	Enabled	Expected Concentration	Final Concentration	Accuracy
cal 1 mdq	1	✓	5.0	5.2	103.2
cal 2 mdq	2	✓	10.0	9.6	96.4
cal 3 mdq	3	✓	25.0	24.1	96.4
cal 4 mdq	4	✓	50.0	46.8	93.6
cal 5 mdq	5	✓	100.0	97.3	97.3
cal 6 mdq	6	✓	250.0	258.5	103.4
cal 7 mdq	7	✓	500.0	492.5	98.5
cal 8 mdq	8	✓	1000.0	1111.8	111.2

# Compound Calibration Report



**Batch results** D:\MassHunter\Data\2020 Data\am 27-28 100720\QuantResults\mdq.batch.bin  
**Last Cal. Update** 10/8/2020 11:08 AM  
**Analyst Name** ISP\datastor  
**Analyte** a-hydroxyalprazolam **Internal Standard** a-hydroxyalprazolam-D5



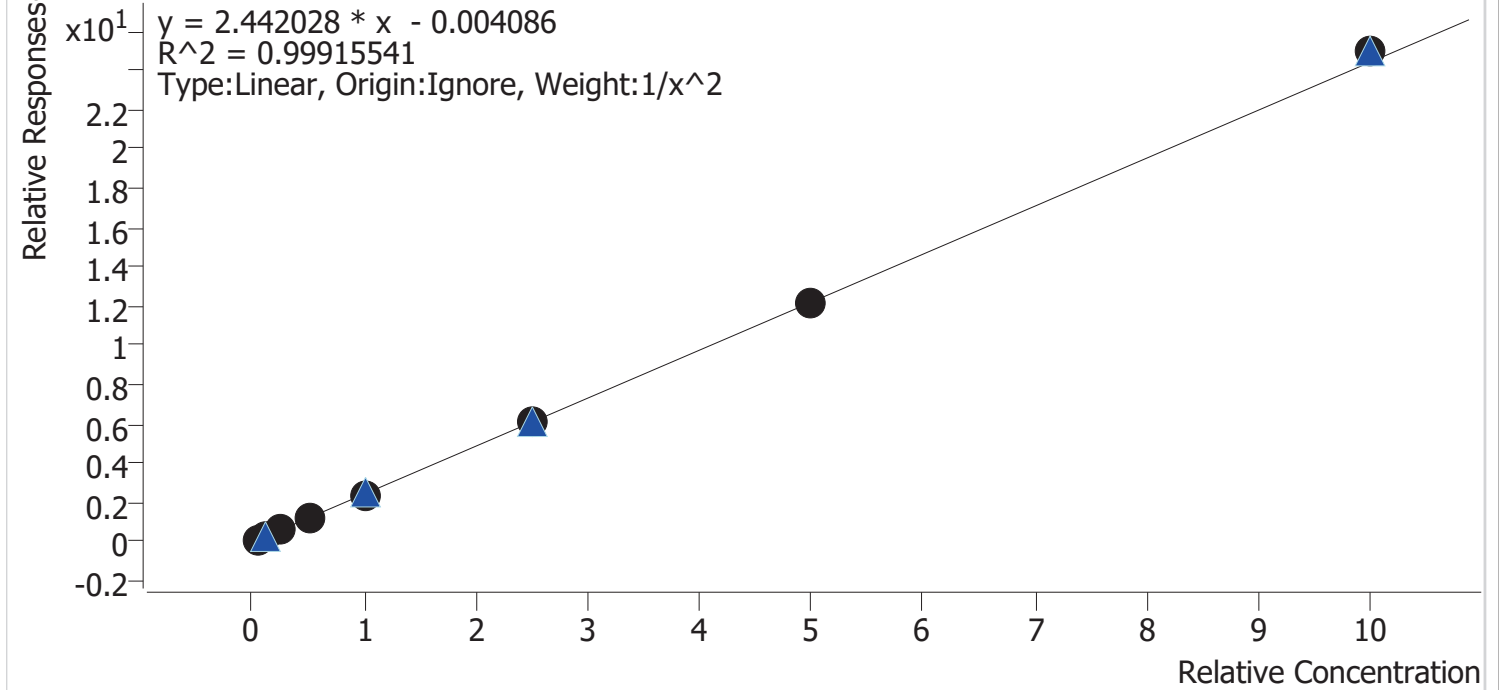
Sample	Level	Enabled	Expected Concentration	Final Concentration	Accuracy
cal 1 mdq	1	✓	5.0	5.3	106.0
cal 2 mdq	2	✓	10.0	8.9	88.7
cal 3 mdq	3	✓	25.0	23.2	92.8
cal 4 mdq	4	✓	50.0	53.5	107.0
cal 5 mdq	5	✓	100.0	106.2	106.2
cal 6 mdq	6	✓	250.0	253.7	101.5
cal 7 mdq	7	✓	500.0	520.0	104.0
cal 8 mdq	8	✓	1000.0	938.6	93.9

# Compound Calibration Report



**Batch results** D:\MassHunter\Data\2020 Data\am 27-28 100720\QuantResults\mdq.batch.bin  
**Last Cal. Update** 10/8/2020 11:08 AM  
**Analyst Name** ISP\datastor  
**Analyte** alpha-PVP **Internal Standard** alpha-PVP-d8

alpha-PVP - 8 Levels, 8 Levels Used, 8 Points, 8 Points Used, 4 QCs



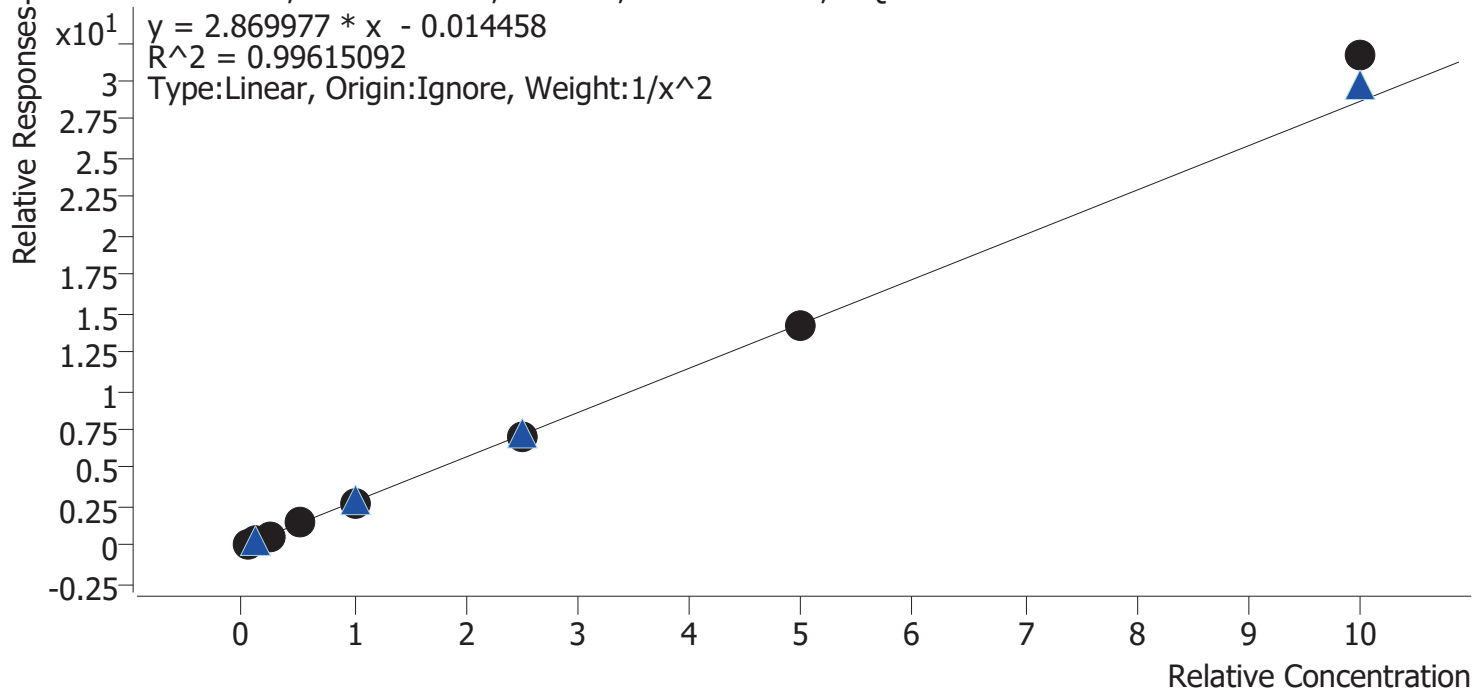
Sample	Level	Enabled	Expected Concentration	Final Concentration	Accuracy
cal 1 mdq	1	✓	5.0	5.0	100.0
cal 2 mdq	2	✓	10.0	10.1	100.9
cal 3 mdq	3	✓	25.0	24.2	96.8
cal 4 mdq	4	✓	50.0	51.6	103.3
cal 5 mdq	5	✓	100.0	96.1	96.1
cal 6 mdq	6	✓	250.0	253.9	101.6
cal 7 mdq	7	✓	500.0	495.5	99.1
cal 8 mdq	8	✓	1000.0	1022.1	102.2

# Compound Calibration Report



**Batch results** D:\MassHunter\Data\2020 Data\am 27-28 100720\QuantResults\mdq.batch.bin  
**Last Cal. Update** 10/8/2020 11:08 AM  
**Analyst Name** ISP\datastor  
**Analyte** Alprazolam **Internal Standard** Alprazolam-D5

Alprazolam - 8 Levels, 8 Levels Used, 8 Points, 8 Points Used, 4 QCs



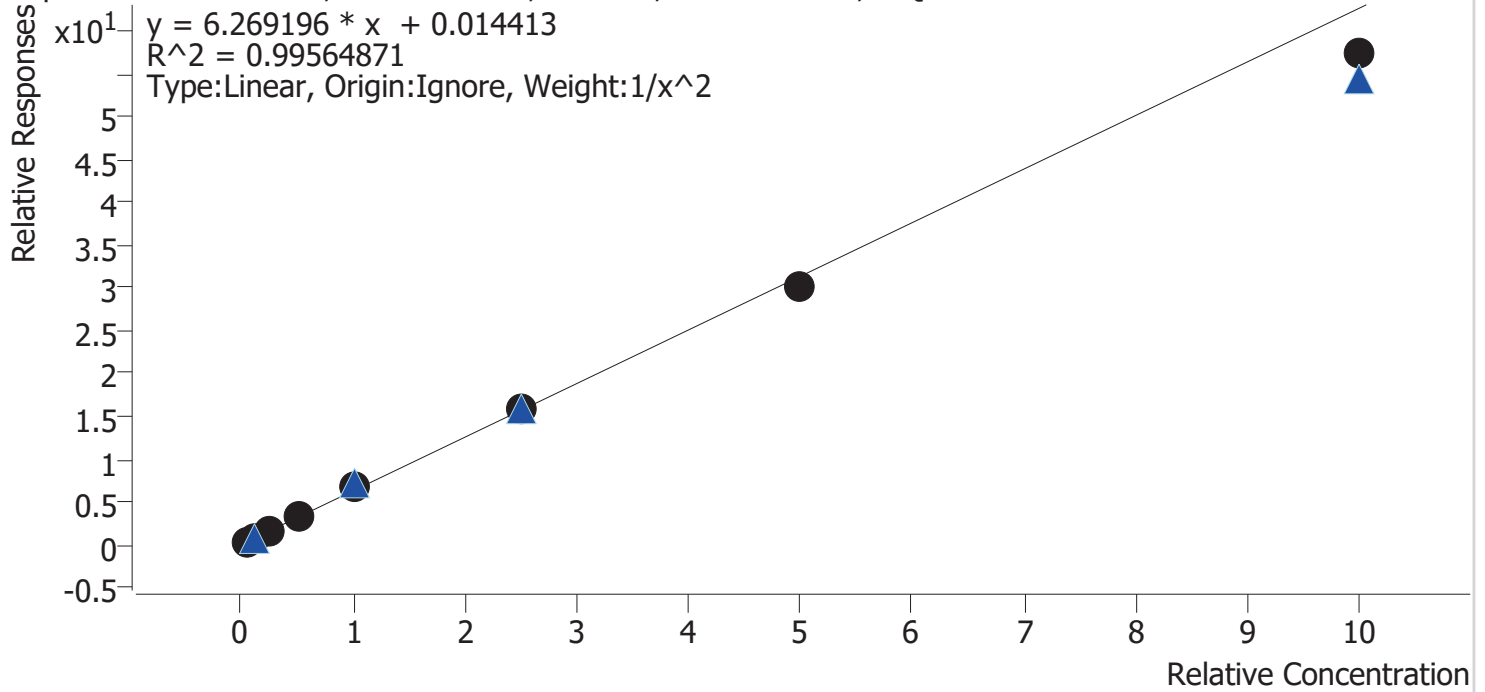
Sample	Level	Enabled	Expected Concentration	Final Concentration	Accuracy
cal 1 mdq	1	✓	5.0	5.1	102.8
cal 2 mdq	2	✓	10.0	9.7	96.6
cal 3 mdq	3	✓	25.0	23.4	93.5
cal 4 mdq	4	✓	50.0	51.9	103.8
cal 5 mdq	5	✓	100.0	95.8	95.8
cal 6 mdq	6	✓	250.0	247.3	98.9
cal 7 mdq	7	✓	500.0	491.7	98.3
cal 8 mdq	8	✓	1000.0	1102.8	110.3

# Compound Calibration Report



<b>Batch results</b>	D:\MassHunter\Data\2020 Data\lam 27-28 100720\QuantResults\mdq.batch.bin		
<b>Last Cal. Update</b>	10/8/2020 11:08 AM		
<b>Analyst Name</b>	ISP\datastor		
<b>Analyte</b>	Amphetamine	<b>Internal Standard</b>	Amphetamine-D11

Amphetamine - 8 Levels, 8 Levels Used, 8 Points, 8 Points Used, 4 QCs



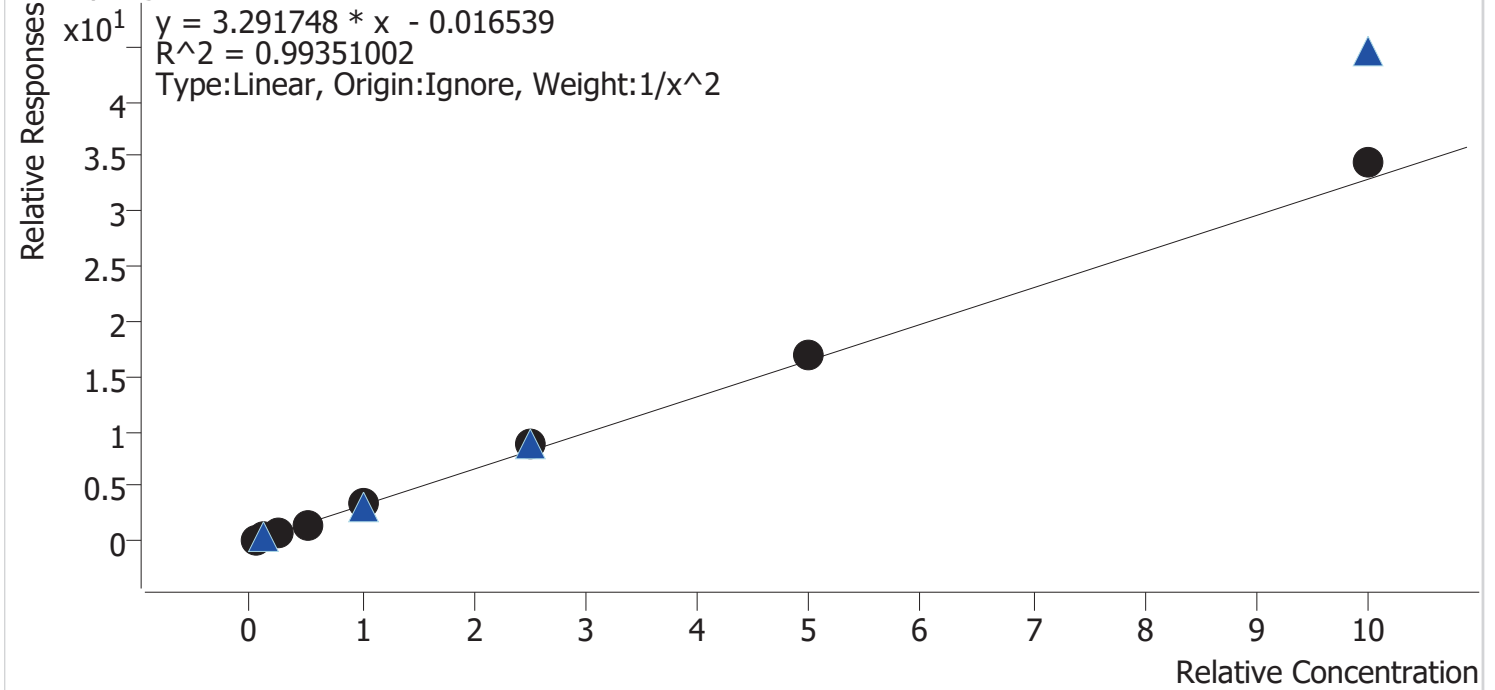
Sample	Level	Enabled	Expected Concentration	Final Concentration	Accuracy
cal 1 mdq	1	✓	5.0	5.0	100.0
cal 2 mdq	2	✓	10.0	9.9	99.3
cal 3 mdq	3	✓	25.0	24.0	95.9
cal 4 mdq	4	✓	50.0	54.8	109.6
cal 5 mdq	5	✓	100.0	105.9	105.9
cal 6 mdq	6	✓	250.0	253.4	101.3
cal 7 mdq	7	✓	500.0	481.9	96.4
cal 8 mdq	8	✓	1000.0	915.4	91.5

# Compound Calibration Report



**Batch results** D:\MassHunter\Data\2020 Data\am 27-28 100720\QuantResults\mdq.batch.bin  
**Last Cal. Update** 10/8/2020 11:08 AM  
**Analyst Name** ISP\datastor  
**Analyte** Benzoylecgonine **Internal Standard** Benzoylecgonine-d8

Benzoylecgonine - 8 Levels, 8 Levels Used, 8 Points, 8 Points Used, 4 QCs



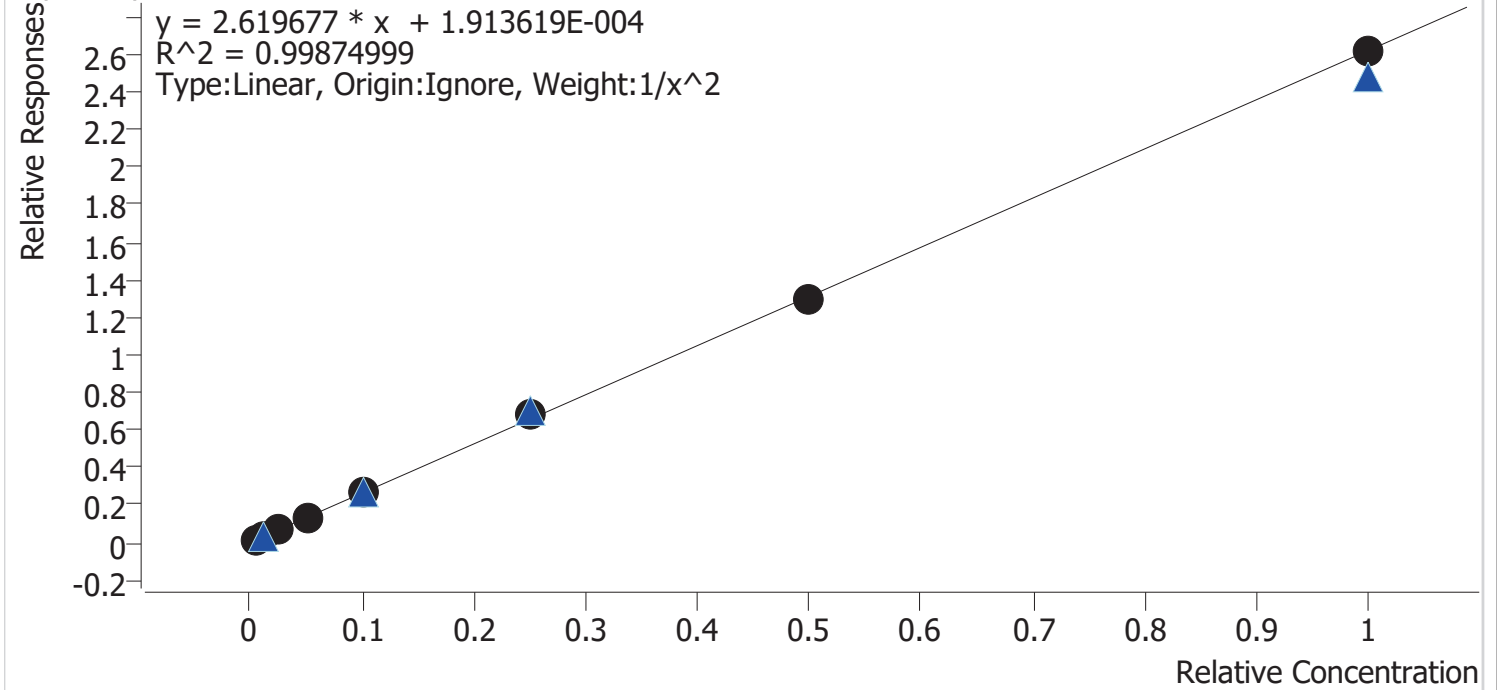
Sample	Level	Enabled	Expected Concentration	Final Concentration	Accuracy
cal 1 mdq	1	✓	5.0	5.4	107.0
cal 2 mdq	2	✓	10.0	9.0	90.3
cal 3 mdq	3	✓	25.0	22.5	90.0
cal 4 mdq	4	✓	50.0	47.9	95.7
cal 5 mdq	5	✓	100.0	101.9	101.9
cal 6 mdq	6	✓	250.0	264.8	105.9
cal 7 mdq	7	✓	500.0	520.2	104.0
cal 8 mdq	8	✓	1000.0	1051.9	105.2

# Compound Calibration Report



<b>Batch results</b>	D:\MassHunter\Data\2020 Data\am 27-28 100720\QuantResults\mdq.batch.bin		
<b>Last Cal. Update</b>	10/8/2020 11:08 AM		
<b>Analyst Name</b>	ISP\datastor		
<b>Analyte</b>	Buprenorphine	<b>Internal Standard</b>	Buprenorphine-D4

Buprenorphine - 8 Levels, 8 Levels Used, 8 Points, 8 Points Used, 4 QCs

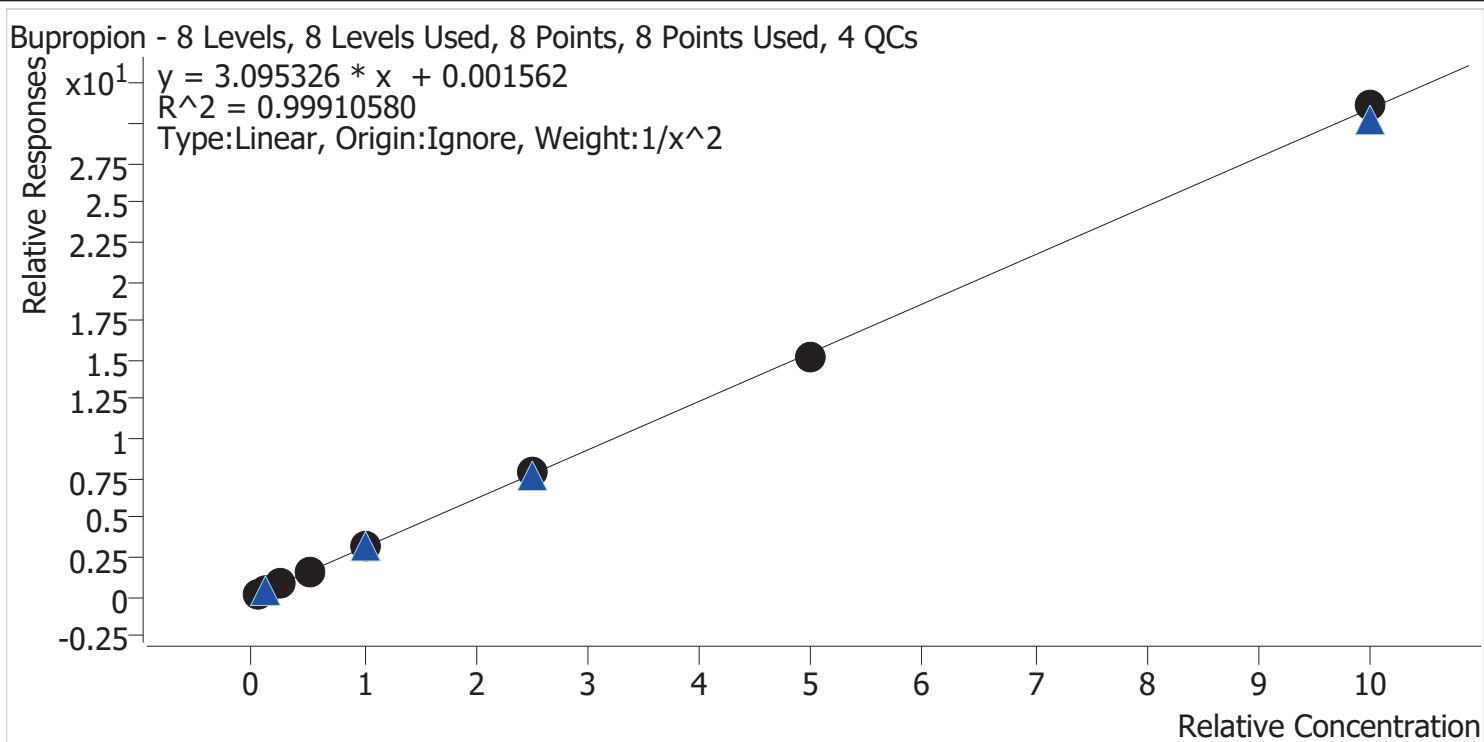


Sample	Level	Enabled	Expected Concentration	Final Concentration	Accuracy
cal 1 mdq	1	✓	0.5	0.5	100.7
cal 2 mdq	2	✓	1.0	1.0	100.7
cal 3 mdq	3	✓	2.5	2.4	94.1
cal 4 mdq	4	✓	5.0	5.0	100.6
cal 5 mdq	5	✓	10.0	10.1	100.7
cal 6 mdq	6	✓	25.0	26.3	105.1
cal 7 mdq	7	✓	50.0	49.2	98.4
cal 8 mdq	8	✓	100.0	99.8	99.8

# Compound Calibration Report



**Batch results**                      D:\MassHunter\Data\2020 Data\am 27-28 100720\QuantResults\mdq.batch.bin  
**Last Cal. Update**                    10/8/2020 11:08 AM  
**Analyst Name**                        ISP\datastor  
**Analyte**                                Bupropion    **Internal Standard**                      Bupropion-D9



Sample	Level	Enabled	Expected Concentration	Final Concentration	Accuracy
cal 1 mdq	1	✓	5.0	5.1	101.4
cal 2 mdq	2	✓	10.0	9.8	97.7
cal 3 mdq	3	✓	25.0	24.1	96.5
cal 4 mdq	4	✓	50.0	52.0	104.1
cal 5 mdq	5	✓	100.0	100.0	100.0
cal 6 mdq	6	✓	250.0	255.3	102.1
cal 7 mdq	7	✓	500.0	487.9	97.6
cal 8 mdq	8	✓	1000.0	1006.3	100.6

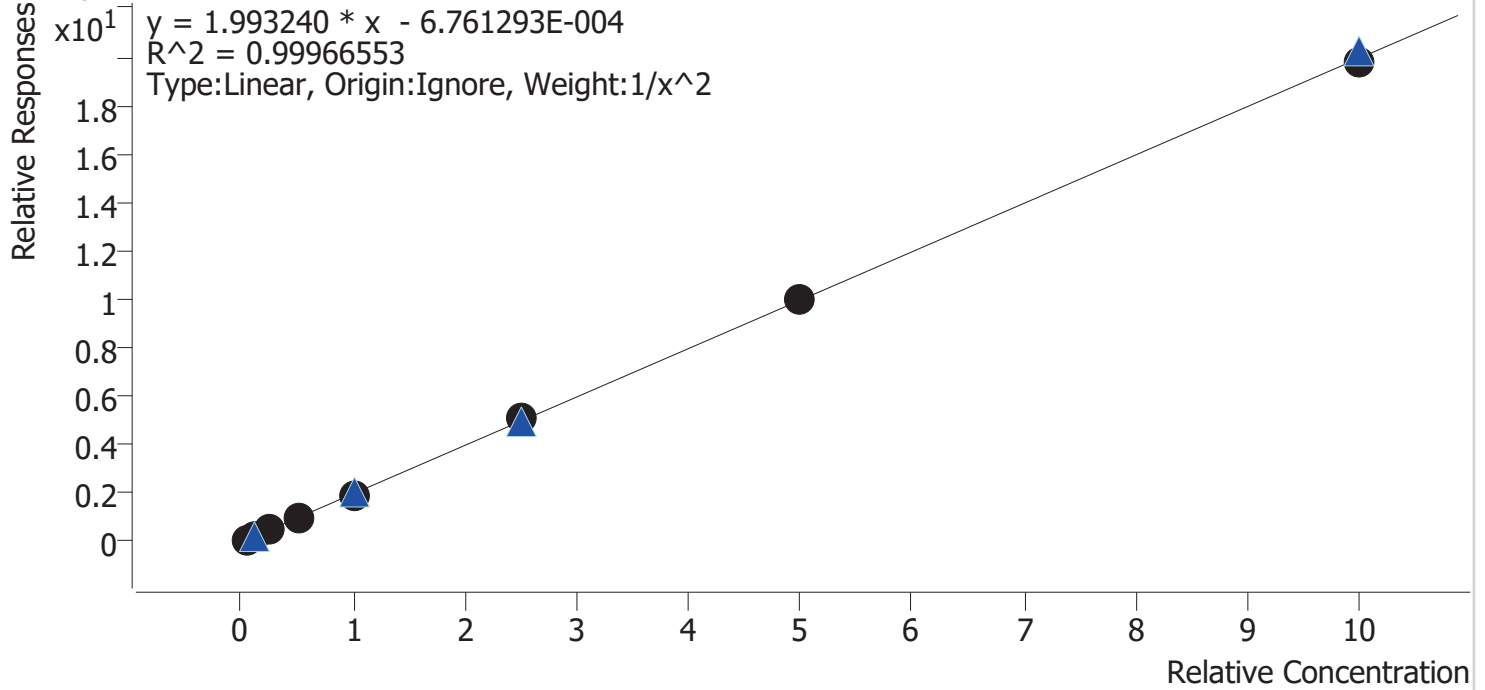


# Compound Calibration Report



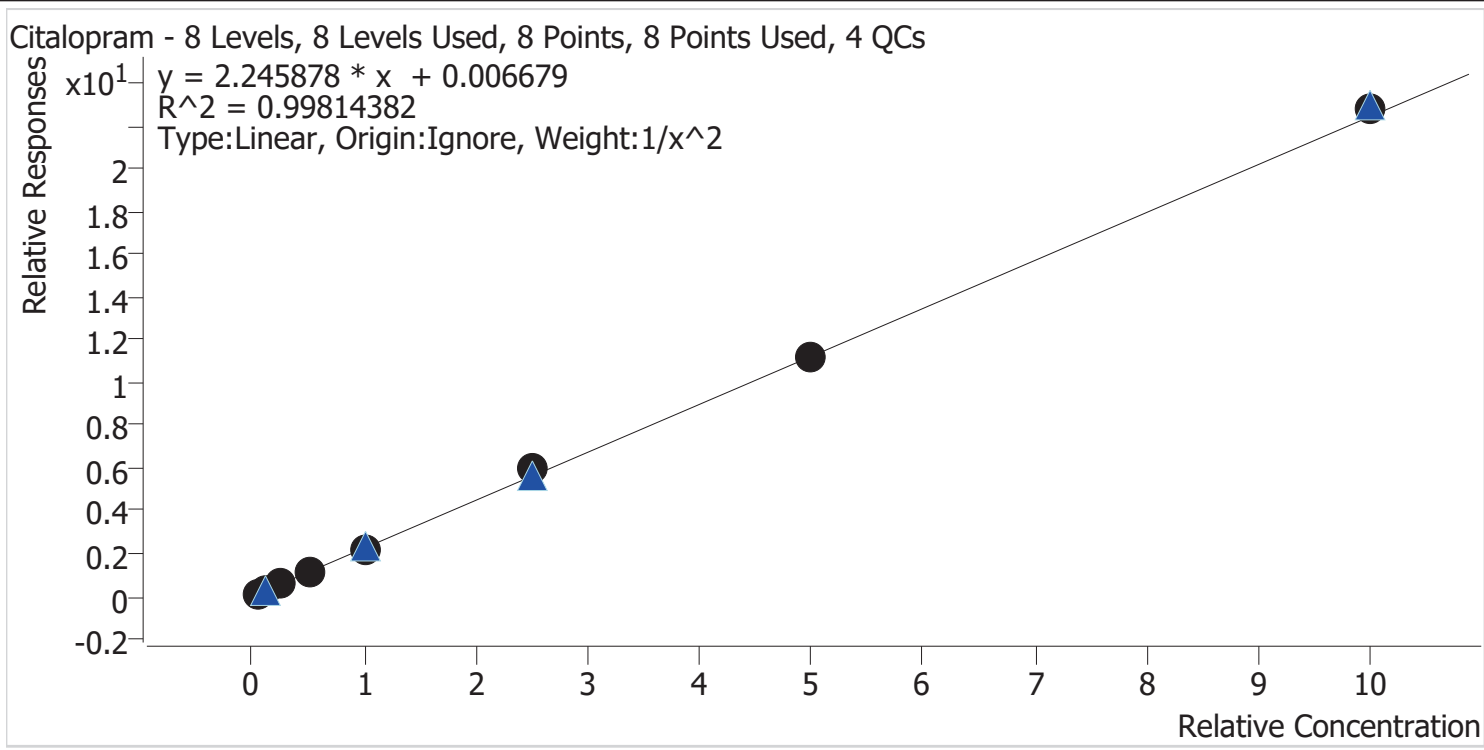
**Batch results** D:\MassHunter\Data\2020 Data\am 27-28 100720\QuantResults\mdq.batch.bin  
**Last Cal. Update** 10/8/2020 11:08 AM  
**Analyst Name** ISP\datastor  
**Analyte** Carisoprodol **Internal Standard** Carisoprodol-D7

Carisoprodol - 8 Levels, 8 Levels Used, 8 Points, 8 Points Used, 4 QCs



Sample	Level	Enabled	Expected Concentration	Final Concentration	Accuracy
cal 1 mdq	1	✓	5.0	5.0	100.3
cal 2 mdq	2	✓	10.0	10.0	99.9
cal 3 mdq	3	✓	25.0	24.4	97.5
cal 4 mdq	4	✓	50.0	51.3	102.7
cal 5 mdq	5	✓	100.0	98.9	98.9
cal 6 mdq	6	✓	250.0	253.9	101.6
cal 7 mdq	7	✓	500.0	500.0	100.0
cal 8 mdq	8	✓	1000.0	990.9	99.1

**Batch results** D:\MassHunter\Data\2020 Data\am 27-28 100720\QuantResults\mdq.batch.bin  
**Last Cal. Update** 10/8/2020 11:08 AM  
**Analyst Name** ISP\datastor  
**Analyte** Citalopram **Internal Standard** Citalopram-D6



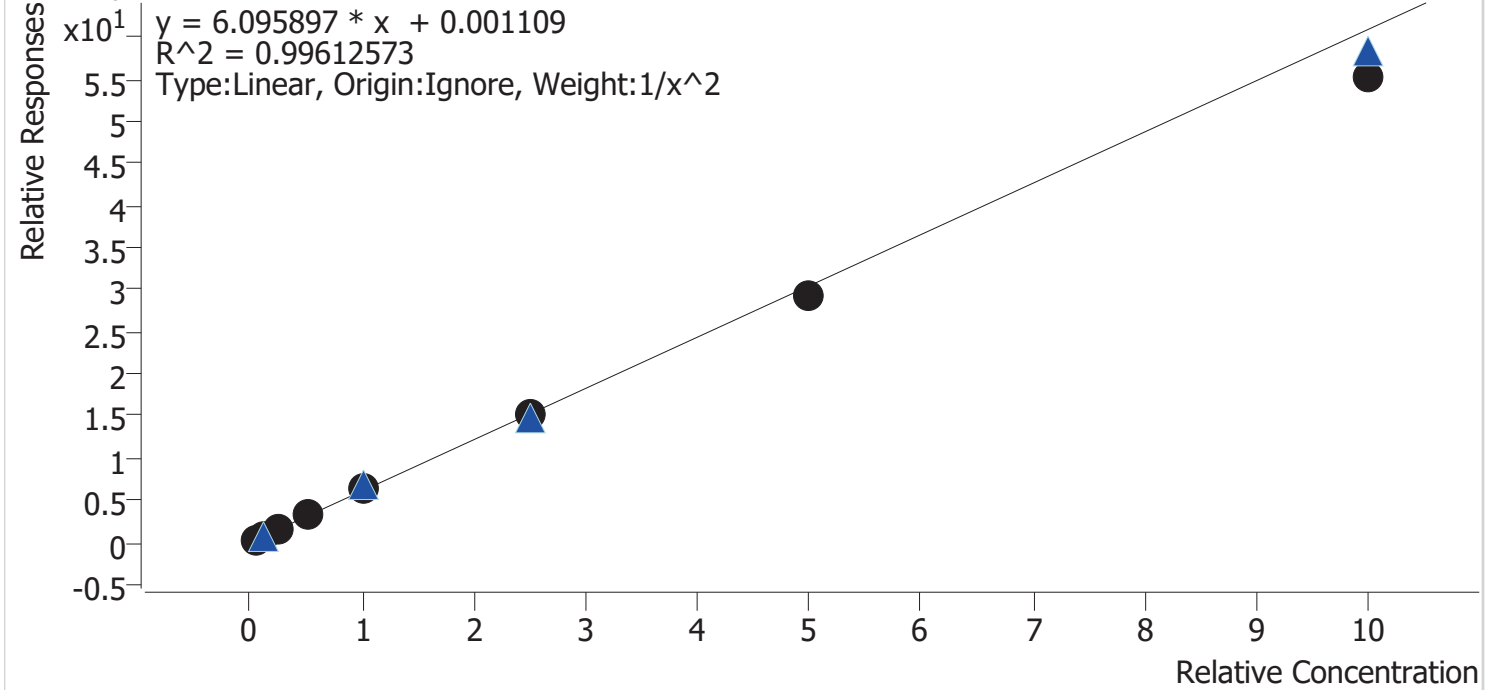
Sample	Level	Enabled	Expected Concentration	Final Concentration	Accuracy
cal 1 mdq	1	✓	5.0	5.1	102.8
cal 2 mdq	2	✓	10.0	9.6	95.8
cal 3 mdq	3	✓	25.0	24.1	96.2
cal 4 mdq	4	✓	50.0	50.3	100.6
cal 5 mdq	5	✓	100.0	96.4	96.4
cal 6 mdq	6	✓	250.0	266.5	106.6
cal 7 mdq	7	✓	500.0	501.1	100.2
cal 8 mdq	8	✓	1000.0	1013.6	101.4

# Compound Calibration Report



**Batch results** D:\MassHunter\Data\2020 Data\lam 27-28 100720\QuantResults\mdq.batch.bin  
**Last Cal. Update** 10/8/2020 11:08 AM  
**Analyst Name** ISP\datastor  
**Analyte** Clonazepam **Internal Standard** Clonazepam-D4

Clonazepam - 8 Levels, 8 Levels Used, 8 Points, 8 Points Used, 4 QCs



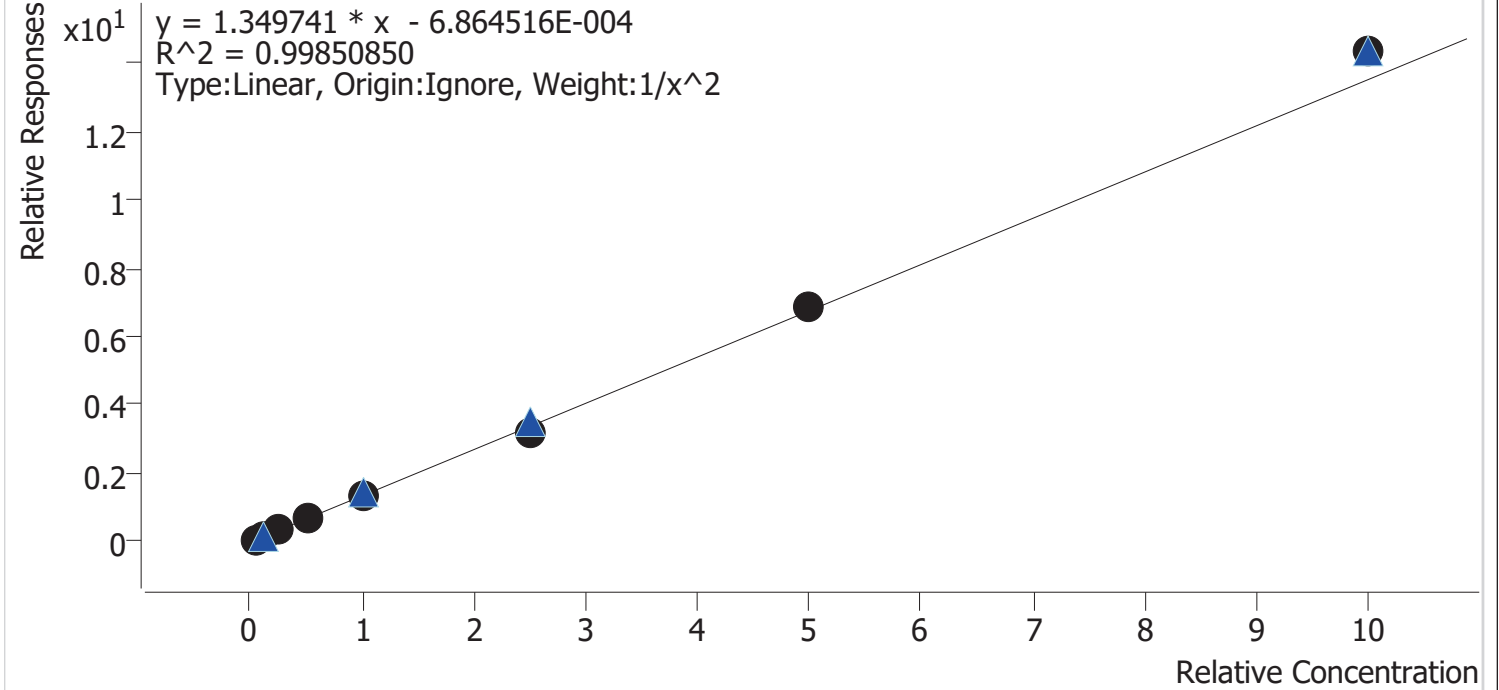
Sample	Level	Enabled	Expected Concentration	Final Concentration	Accuracy
cal 1 mdq	1	✓	5.0	4.8	97.0
cal 2 mdq	2	✓	10.0	10.4	104.3
cal 3 mdq	3	✓	25.0	25.1	100.2
cal 4 mdq	4	✓	50.0	53.2	106.5
cal 5 mdq	5	✓	100.0	105.9	105.9
cal 6 mdq	6	✓	250.0	248.2	99.3
cal 7 mdq	7	✓	500.0	480.5	96.1
cal 8 mdq	8	✓	1000.0	907.7	90.8

# Compound Calibration Report



**Batch results** D:\MassHunter\Data\2020 Data\am 27-28 100720\QuantResults\mdq.batch.bin  
**Last Cal. Update** 10/8/2020 11:08 AM  
**Analyst Name** ISP\datastor  
**Analyte** Cocaine **Internal Standard** Cocaine-d3

Cocaine - 8 Levels, 8 Levels Used, 8 Points, 8 Points Used, 4 QCs



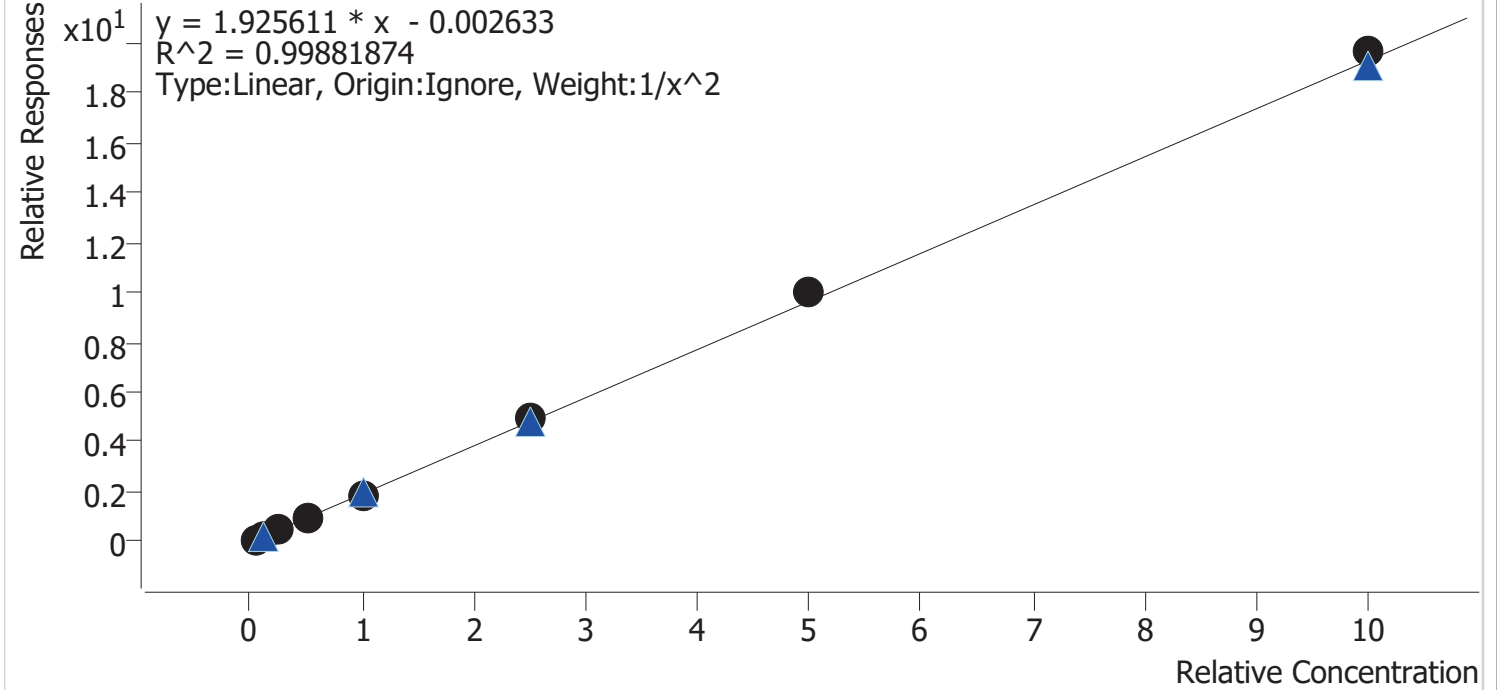
Sample	Level	Enabled	Expected Concentration	Final Concentration	Accuracy
cal 1 mdq	1	✓	5.0	5.0	100.3
cal 2 mdq	2	✓	10.0	10.0	99.6
cal 3 mdq	3	✓	25.0	24.9	99.7
cal 4 mdq	4	✓	50.0	51.0	102.1
cal 5 mdq	5	✓	100.0	96.6	96.6
cal 6 mdq	6	✓	250.0	237.0	94.8
cal 7 mdq	7	✓	500.0	505.0	101.0
cal 8 mdq	8	✓	1000.0	1059.0	105.9

# Compound Calibration Report



**Batch results** D:\MassHunter\Data\2020 Data\am 27-28 100720\QuantResults\mdq.batch.bin  
**Last Cal. Update** 10/8/2020 11:08 AM  
**Analyst Name** ISP\datastor  
**Analyte** Codeine **Internal Standard** Codeine-D6

Codeine - 8 Levels, 8 Levels Used, 8 Points, 8 Points Used, 4 QCs



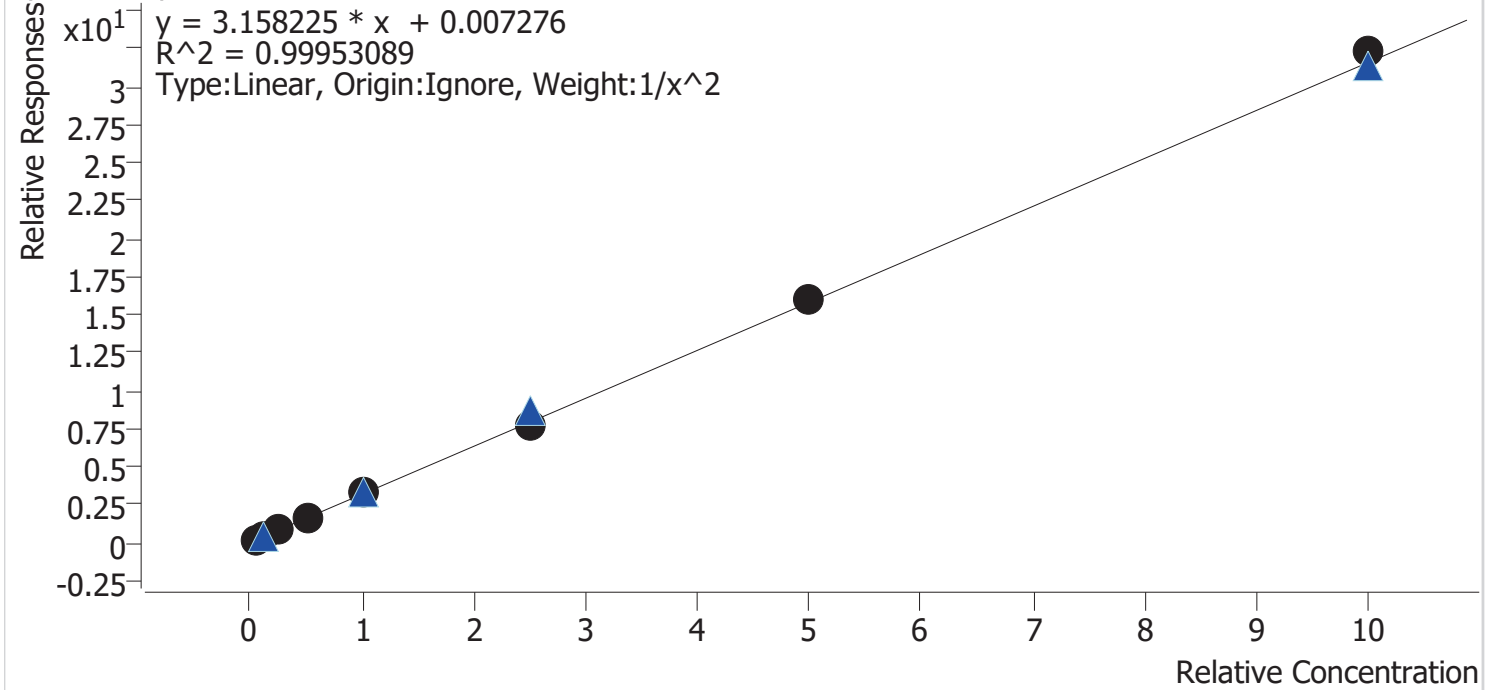
Sample	Level	Enabled	Expected Concentration	Final Concentration	Accuracy
cal 1 mdq	1	✓	5.0	5.0	100.7
cal 2 mdq	2	✓	10.0	10.1	100.9
cal 3 mdq	3	✓	25.0	23.8	95.3
cal 4 mdq	4	✓	50.0	49.2	98.3
cal 5 mdq	5	✓	100.0	96.6	96.6
cal 6 mdq	6	✓	250.0	255.5	102.2
cal 7 mdq	7	✓	500.0	520.2	104.0
cal 8 mdq	8	✓	1000.0	1018.8	101.9

# Compound Calibration Report



**Batch results** D:\MassHunter\Data\2020 Data\lam 27-28 100720\QuantResults\mdq.batch.bin  
**Last Cal. Update** 10/8/2020 11:08 AM  
**Analyst Name** ISP\datastor  
**Analyte** Cyclobenzaprine **Internal Standard** Cyclobenzaprine-D3

Cyclobenzaprine - 8 Levels, 8 Levels Used, 8 Points, 8 Points Used, 4 QCs



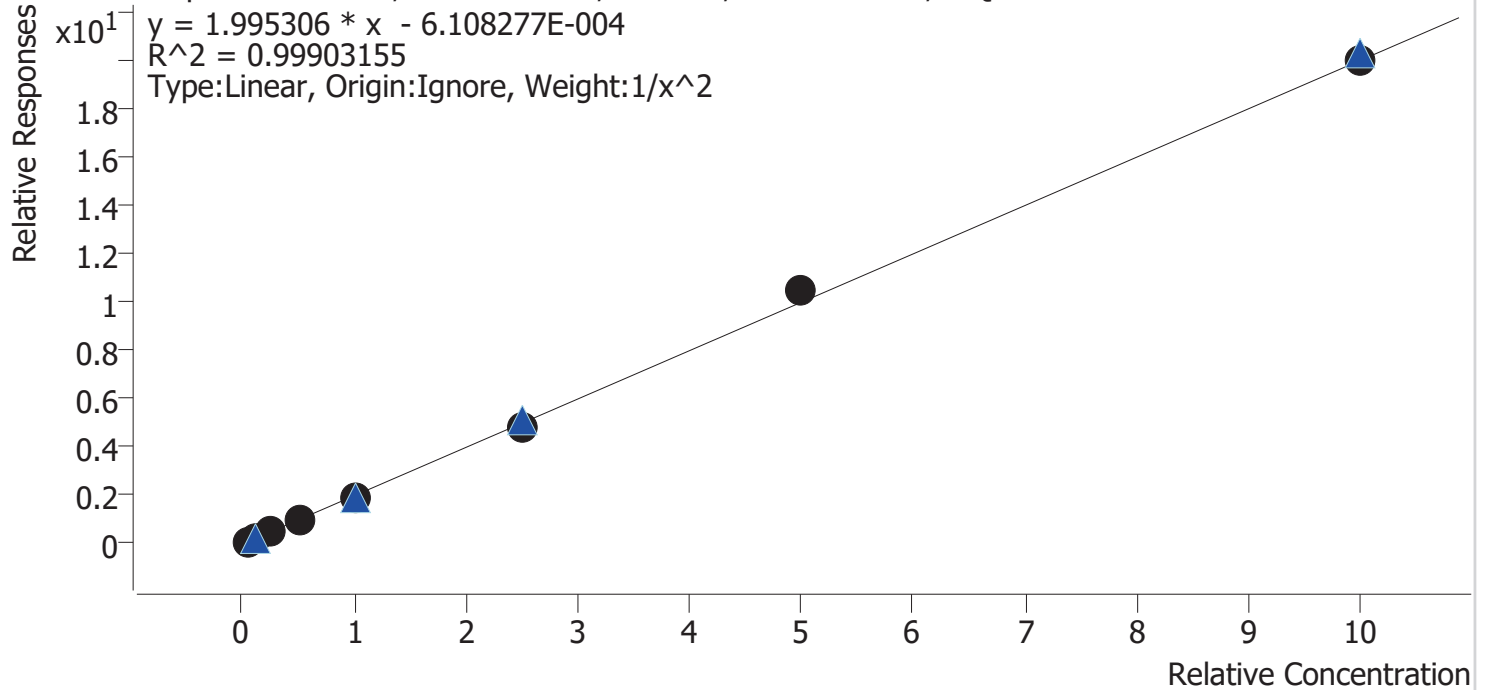
Sample	Level	Enabled	Expected Concentration	Final Concentration	Accuracy
cal 1 mdq	1	✓	5.0	5.1	101.7
cal 2 mdq	2	✓	10.0	9.7	97.4
cal 3 mdq	3	✓	25.0	24.5	98.0
cal 4 mdq	4	✓	50.0	49.6	99.3
cal 5 mdq	5	✓	100.0	101.1	101.1
cal 6 mdq	6	✓	250.0	246.7	98.7
cal 7 mdq	7	✓	500.0	507.7	101.5
cal 8 mdq	8	✓	1000.0	1022.7	102.3

# Compound Calibration Report



<b>Batch results</b>	D:\MassHunter\Data\2020 Data\am 27-28 100720\QuantResults\mdq.batch.bin		
<b>Last Cal. Update</b>	10/8/2020 11:08 AM		
<b>Analyst Name</b>	ISP\datastor		
<b>Analyte</b>	Dextromethorphan	<b>Internal Standard</b>	Dextromethorphan-D3

Dextromethorphan - 8 Levels, 8 Levels Used, 8 Points, 8 Points Used, 4 QCs



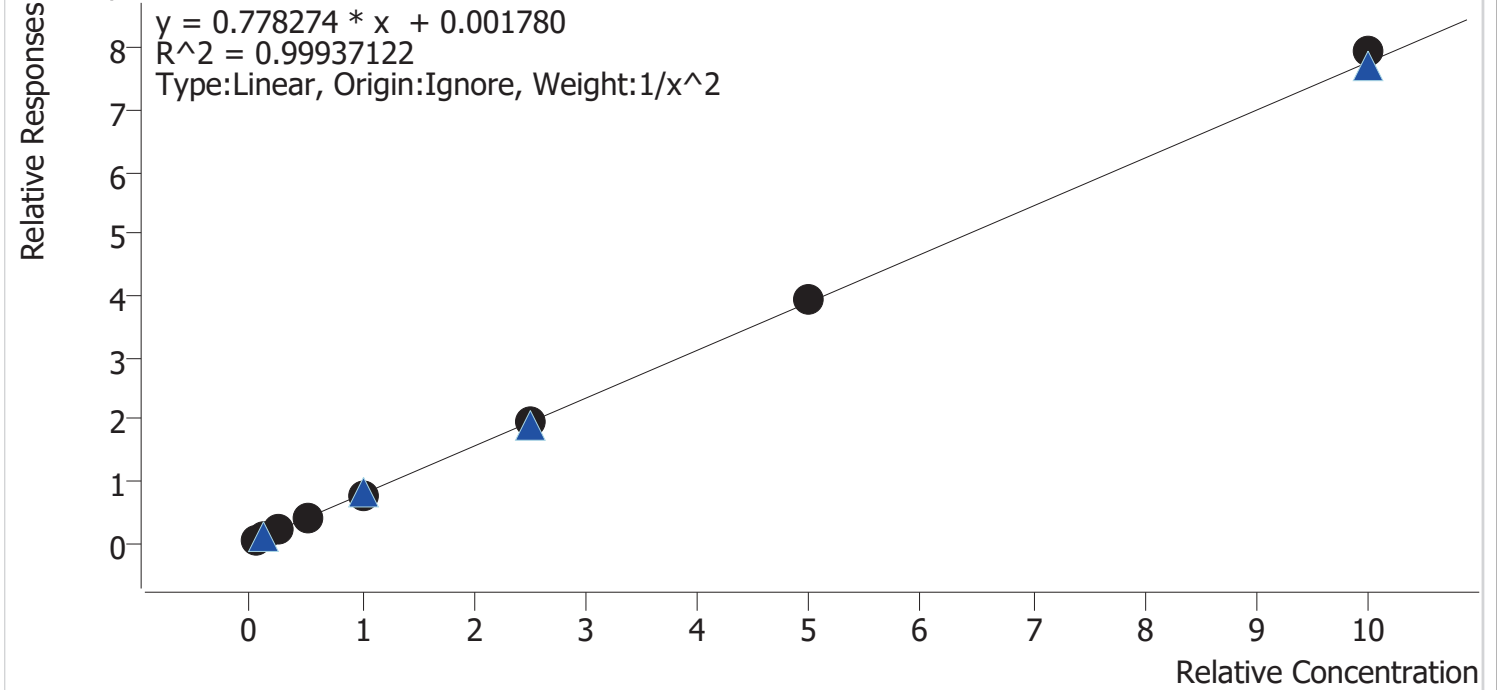
Sample	Level	Enabled	Expected Concentration	Final Concentration	Accuracy
cal 1 mdq	1	✓	5.0	5.0	99.3
cal 2 mdq	2	✓	10.0	10.2	102.3
cal 3 mdq	3	✓	25.0	24.4	97.7
cal 4 mdq	4	✓	50.0	50.4	100.9
cal 5 mdq	5	✓	100.0	97.7	97.7
cal 6 mdq	6	✓	250.0	242.0	96.8
cal 7 mdq	7	✓	500.0	524.4	104.9
cal 8 mdq	8	✓	1000.0	1003.4	100.3

# Compound Calibration Report



**Batch results** D:\MassHunter\Data\2020 Data\lam 27-28 100720\QuantResults\mdq.batch.bin  
**Last Cal. Update** 10/8/2020 11:08 AM  
**Analyst Name** ISP\datastor  
**Analyte** Dextrorphan **Internal Standard** Dextrorphan-D3

Dextrorphan - 8 Levels, 8 Levels Used, 8 Points, 8 Points Used, 4 QCs



Sample	Level	Enabled	Expected Concentration	Final Concentration	Accuracy
cal 1 mdq	1	✓	5.0	5.1	102.4
cal 2 mdq	2	✓	10.0	9.6	95.8
cal 3 mdq	3	✓	25.0	24.7	98.8
cal 4 mdq	4	✓	50.0	49.7	99.4
cal 5 mdq	5	✓	100.0	100.2	100.2
cal 6 mdq	6	✓	250.0	248.8	99.5
cal 7 mdq	7	✓	500.0	508.7	101.7
cal 8 mdq	8	✓	1000.0	1022.1	102.2

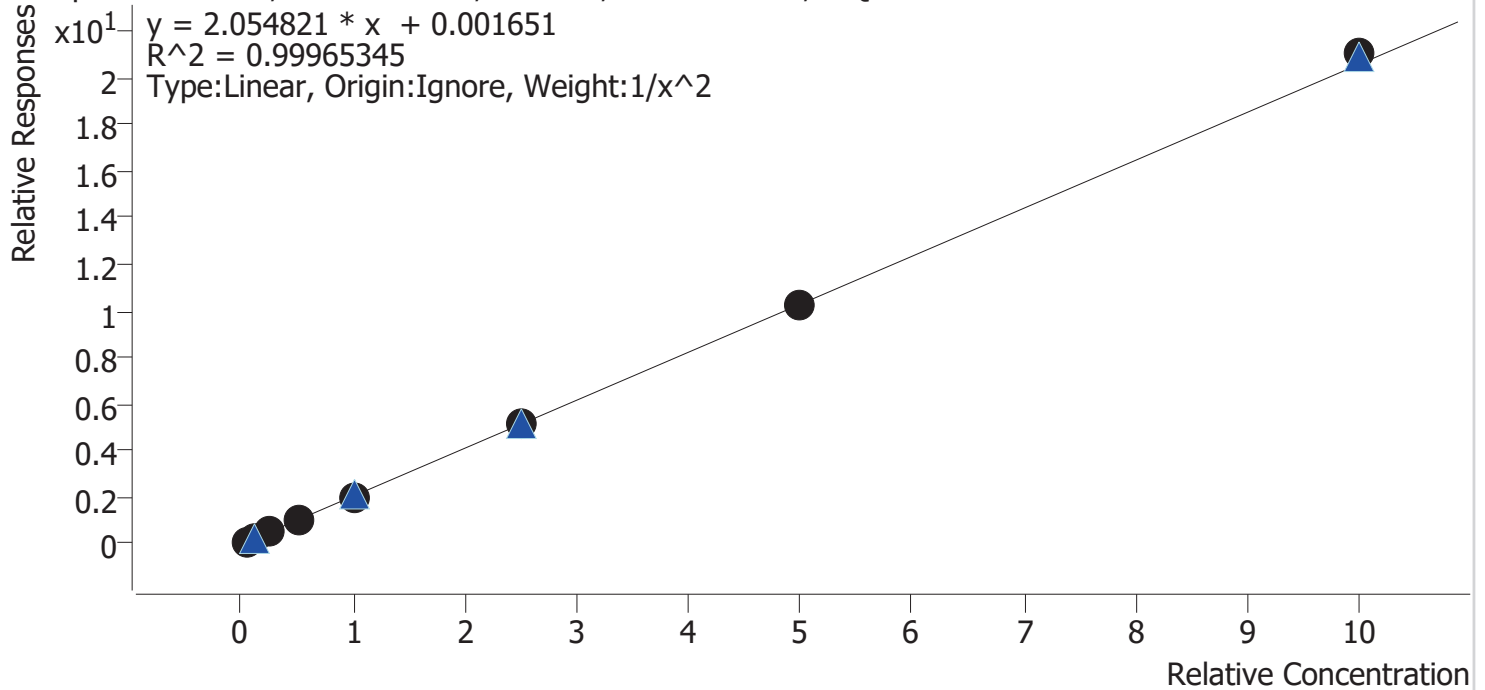


# Compound Calibration Report



**Batch results** D:\MassHunter\Data\2020 Data\am 27-28 100720\QuantResults\mdq.batch.bin  
**Last Cal. Update** 10/8/2020 11:08 AM  
**Analyst Name** ISP\datastor  
**Analyte** Diazepam **Internal Standard** Diazepam-D5

Diazepam - 8 Levels, 8 Levels Used, 8 Points, 8 Points Used, 4 QCs



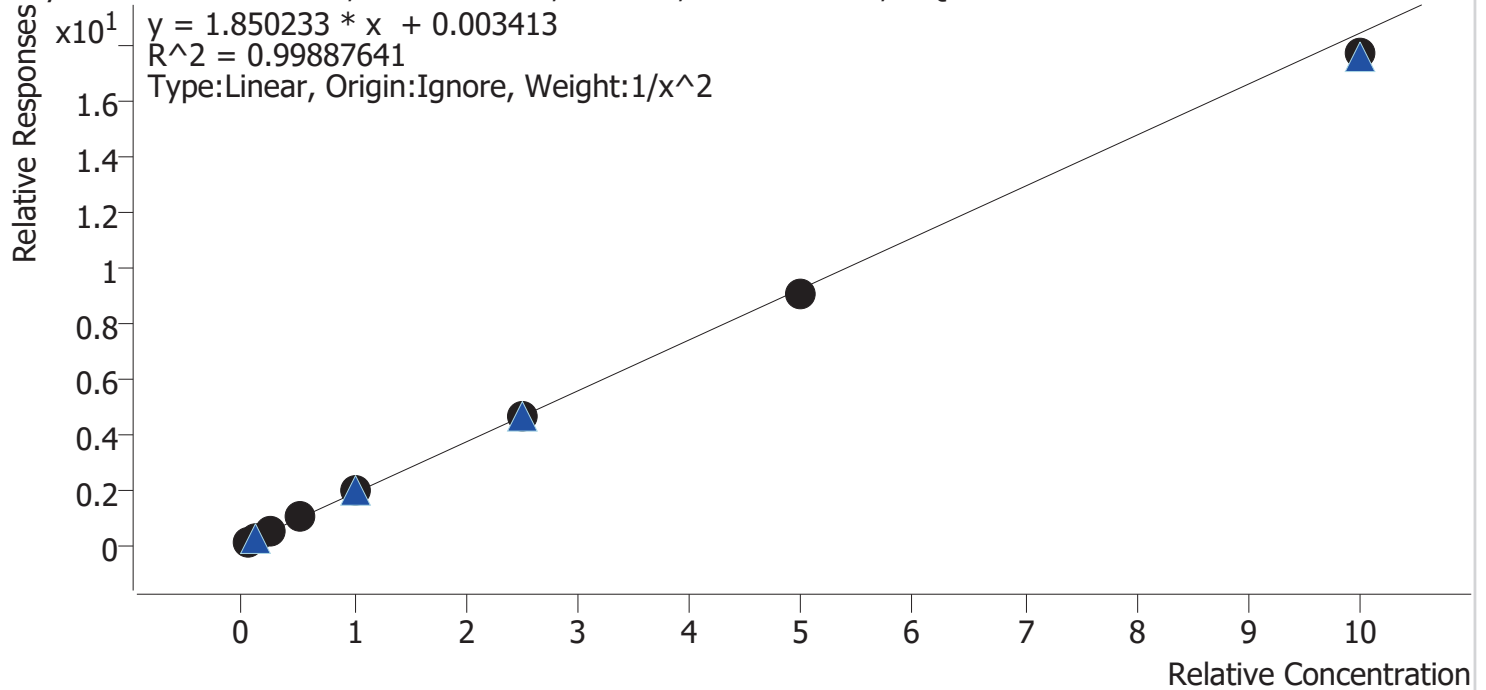
Sample	Level	Enabled	Expected Concentration	Final Concentration	Accuracy
cal 1 mdq	1	✓	5.0	5.0	100.9
cal 2 mdq	2	✓	10.0	9.9	99.0
cal 3 mdq	3	✓	25.0	24.6	98.4
cal 4 mdq	4	✓	50.0	50.0	100.0
cal 5 mdq	5	✓	100.0	97.5	97.5
cal 6 mdq	6	✓	250.0	254.2	101.7
cal 7 mdq	7	✓	500.0	501.2	100.2
cal 8 mdq	8	✓	1000.0	1022.3	102.2

# Compound Calibration Report



**Batch results** D:\MassHunter\Data\2020 Data\lam 27-28 100720\QuantResults\mdq.batch.bin  
**Last Cal. Update** 10/8/2020 11:08 AM  
**Analyst Name** ISP\datastor  
**Analyte** Dihydrocodeine **Internal Standard** Dihydrocodeine-D6

Dihydrocodeine - 8 Levels, 8 Levels Used, 8 Points, 8 Points Used, 4 QCs



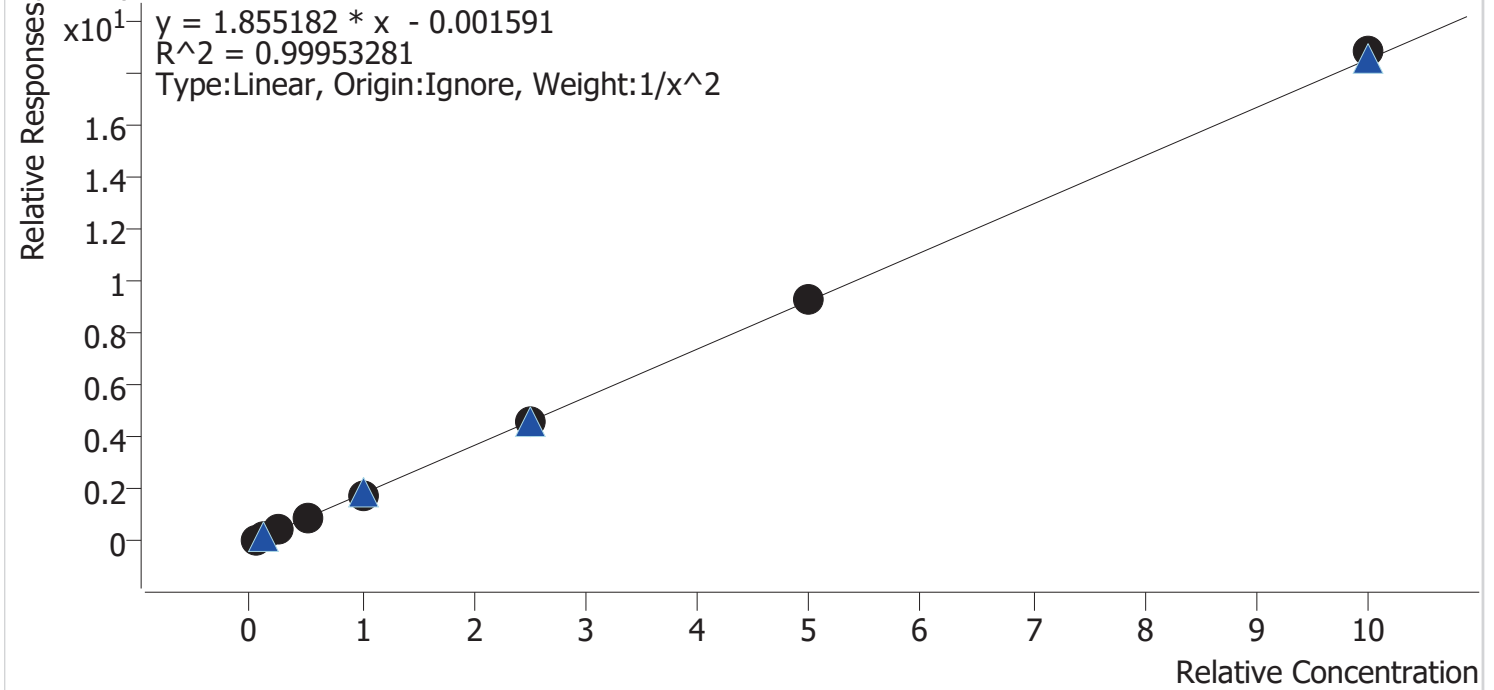
Sample	Level	Enabled	Expected Concentration	Final Concentration	Accuracy
cal 1 mdq	1	✓	5.0	5.0	100.3
cal 2 mdq	2	✓	10.0	9.9	99.2
cal 3 mdq	3	✓	25.0	24.5	98.2
cal 4 mdq	4	✓	50.0	51.4	102.7
cal 5 mdq	5	✓	100.0	105.1	105.1
cal 6 mdq	6	✓	250.0	251.9	100.8
cal 7 mdq	7	✓	500.0	489.1	97.8
cal 8 mdq	8	✓	1000.0	959.7	96.0

# Compound Calibration Report



**Batch results** D:\MassHunter\Data\2020 Data\lam 27-28 100720\QuantResults\mdq.batch.bin  
**Last Cal. Update** 10/8/2020 11:08 AM  
**Analyst Name** ISP\datastor  
**Analyte** Diphenhydramine **Internal Standard** Diphenhydramine-D3

Diphenhydramine - 8 Levels, 8 Levels Used, 8 Points, 8 Points Used, 4 QCs



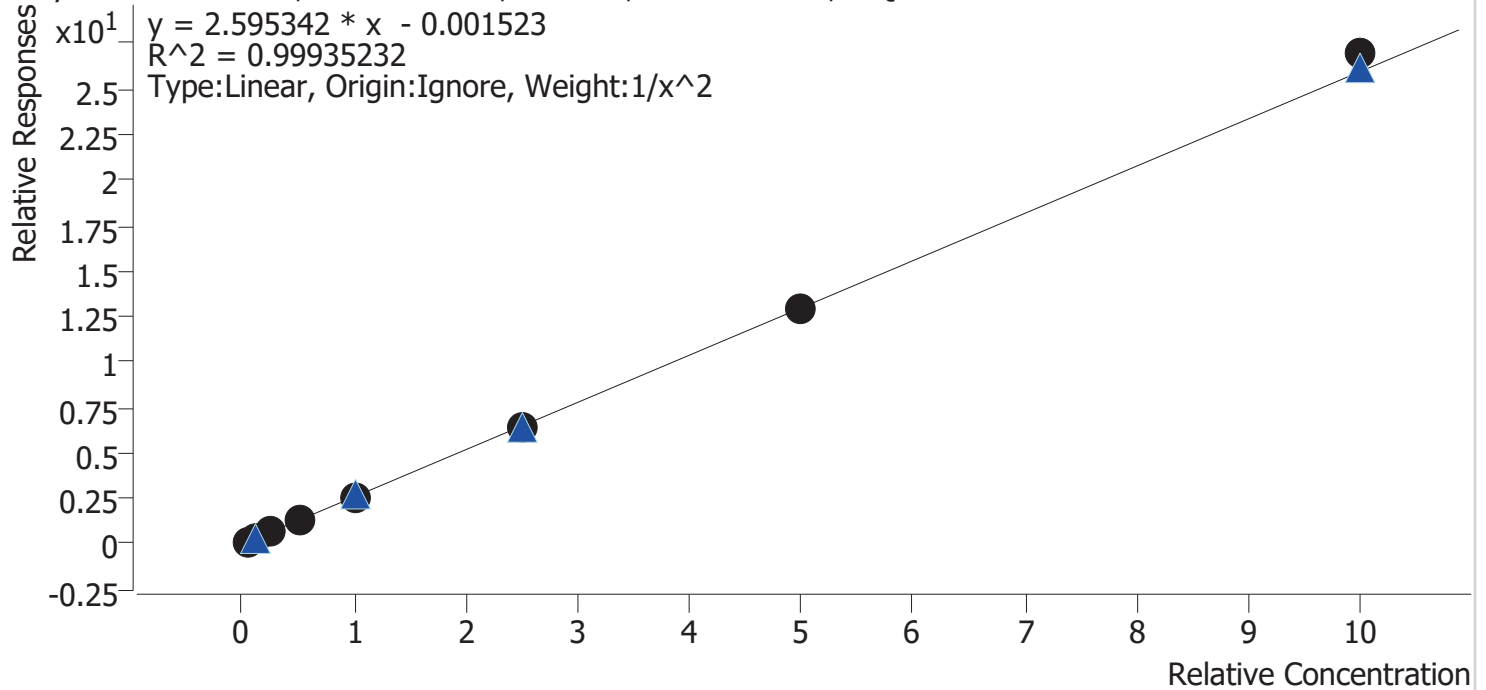
Sample	Level	Enabled	Expected Concentration	Final Concentration	Accuracy
cal 1 mdq	1	✓	5.0	5.0	100.3
cal 2 mdq	2	✓	10.0	10.0	100.2
cal 3 mdq	3	✓	25.0	24.2	96.8
cal 4 mdq	4	✓	50.0	51.5	102.9
cal 5 mdq	5	✓	100.0	99.6	99.6
cal 6 mdq	6	✓	250.0	245.7	98.3
cal 7 mdq	7	✓	500.0	501.4	100.3
cal 8 mdq	8	✓	1000.0	1015.9	101.6

# Compound Calibration Report



**Batch results** D:\MassHunter\Data\2020 Data\lam 27-28 100720\QuantResults\mdq.batch.bin  
**Last Cal. Update** 10/8/2020 11:08 AM  
**Analyst Name** ISP\datastor  
**Analyte** Doxylamine **Internal Standard** Doxylamine-D5

Doxylamine - 8 Levels, 8 Levels Used, 8 Points, 8 Points Used, 4 QCs



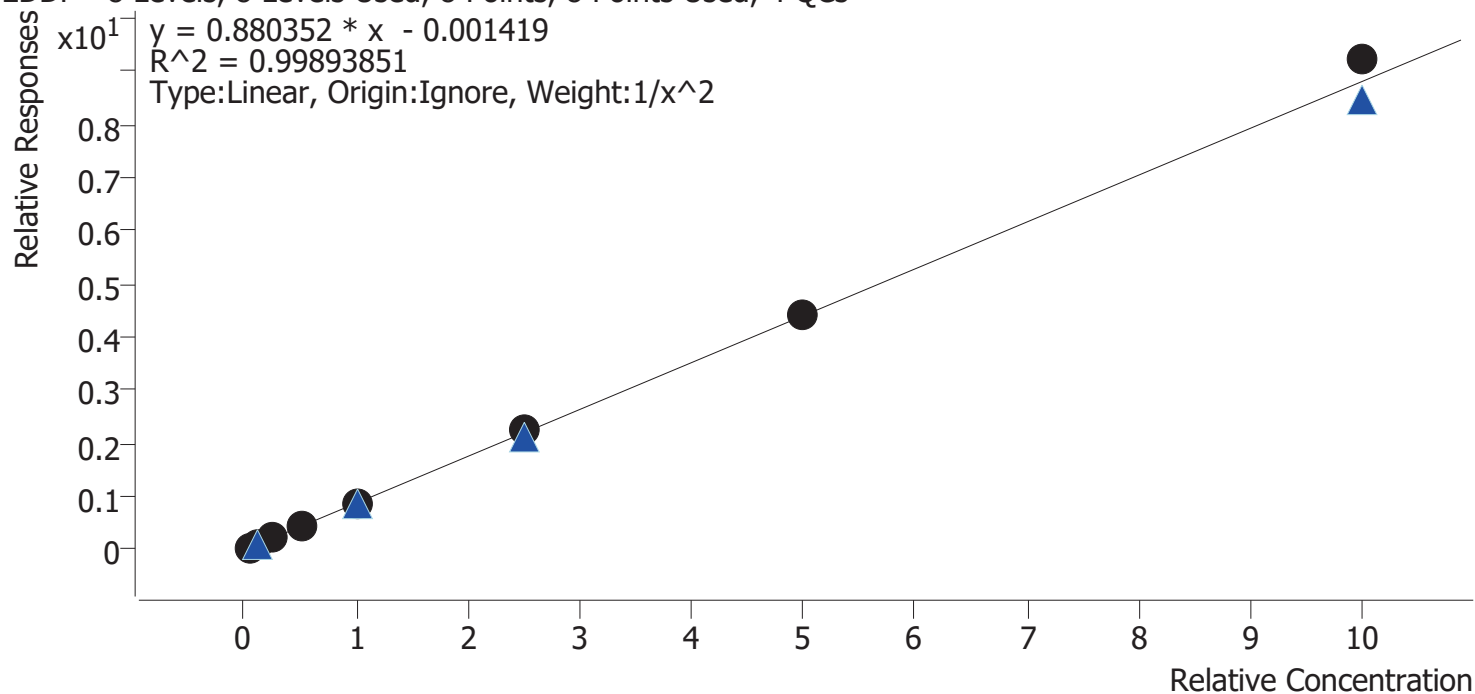
Sample	Level	Enabled	Expected Concentration	Final Concentration	Accuracy
cal 1 mdq	1	✓	5.0	5.1	101.2
cal 2 mdq	2	✓	10.0	9.9	99.0
cal 3 mdq	3	✓	25.0	24.0	96.1
cal 4 mdq	4	✓	50.0	50.5	101.0
cal 5 mdq	5	✓	100.0	99.1	99.1
cal 6 mdq	6	✓	250.0	250.0	100.0
cal 7 mdq	7	✓	500.0	498.6	99.7
cal 8 mdq	8	✓	1000.0	1038.2	103.8

# Compound Calibration Report



**Batch results** D:\MassHunter\Data\2020 Data\am 27-28 100720\QuantResults\mdq.batch.bin  
**Last Cal. Update** 10/8/2020 11:08 AM  
**Analyst Name** ISP\datastor  
**Analyte** EDDP **Internal Standard** EDDP-D3

EDDP - 8 Levels, 8 Levels Used, 8 Points, 8 Points Used, 4 QCs



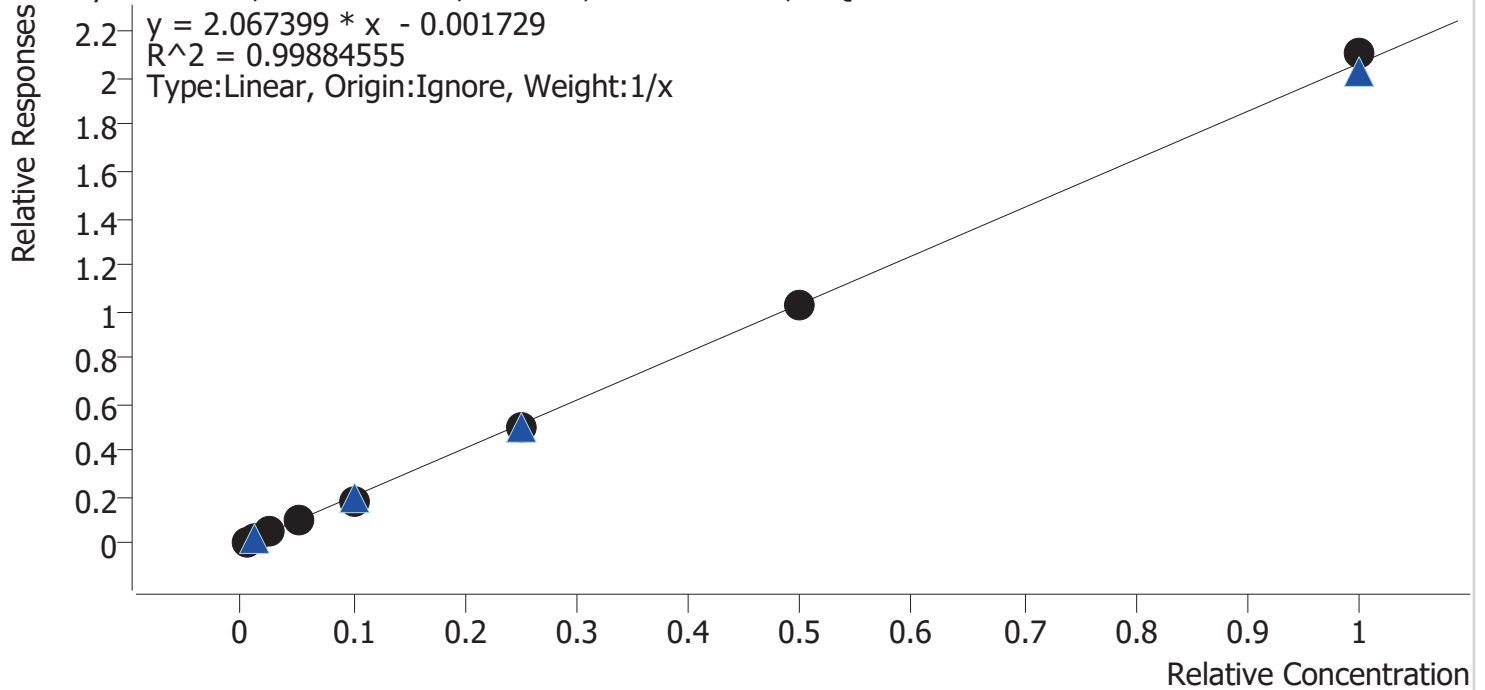
Sample	Level	Enabled	Expected Concentration	Final Concentration	Accuracy
cal 1 mdq	1	✓	5.0	5.0	100.5
cal 2 mdq	2	✓	10.0	10.1	101.1
cal 3 mdq	3	✓	25.0	24.1	96.5
cal 4 mdq	4	✓	50.0	49.0	97.9
cal 5 mdq	5	✓	100.0	96.7	96.7
cal 6 mdq	6	✓	250.0	255.8	102.3
cal 7 mdq	7	✓	500.0	501.6	100.3
cal 8 mdq	8	✓	1000.0	1046.6	104.7

# Compound Calibration Report



**Batch results** D:\MassHunter\Data\2020 Data\am 27-28 100720\QuantResults\mdq.batch.bin  
**Last Cal. Update** 10/8/2020 11:08 AM  
**Analyst Name** ISP\datastor  
**Analyte** Fentanyl **Internal Standard** Fentanyl-D5

Fentanyl - 8 Levels, 8 Levels Used, 8 Points, 8 Points Used, 4 QCs



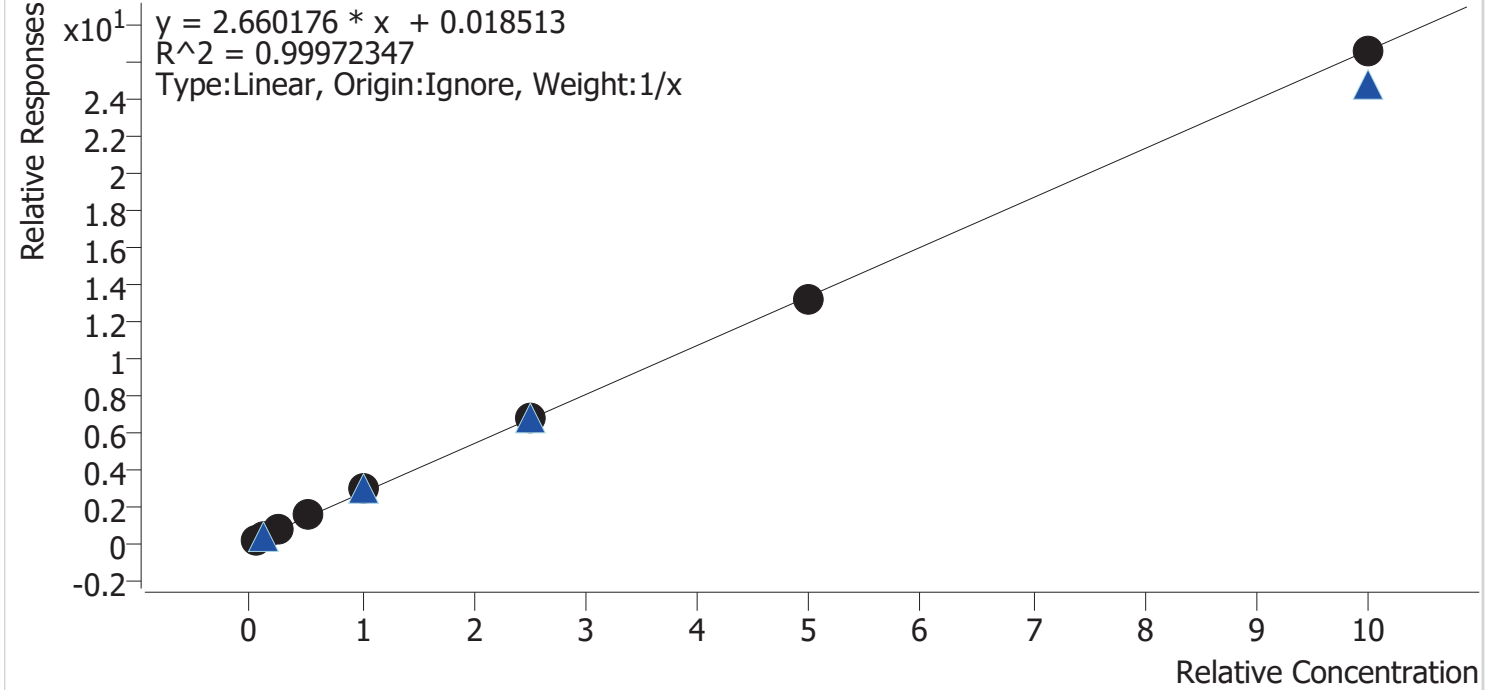
Sample	Level	Enabled	Expected Concentration	Final Concentration	Accuracy
cal 1 mdq	1	✓	0.5	0.6	113.5
cal 2 mdq	2	✓	1.0	1.0	99.2
cal 3 mdq	3	✓	2.5	2.4	97.0
cal 4 mdq	4	✓	5.0	5.1	102.6
cal 5 mdq	5	✓	10.0	8.8	88.4
cal 6 mdq	6	✓	25.0	24.6	98.3
cal 7 mdq	7	✓	50.0	49.4	98.9
cal 8 mdq	8	✓	100.0	102.0	102.0

# Compound Calibration Report



**Batch results** D:\MassHunter\Data\2020 Data\lam 27-28 100720\QuantResults\mdq.batch.bin  
**Last Cal. Update** 10/8/2020 11:08 AM  
**Analyst Name** ISP\datastor  
**Analyte** Fluoxetine **Internal Standard** Fluoxetine-D6

Fluoxetine - 8 Levels, 8 Levels Used, 8 Points, 8 Points Used, 4 QCs



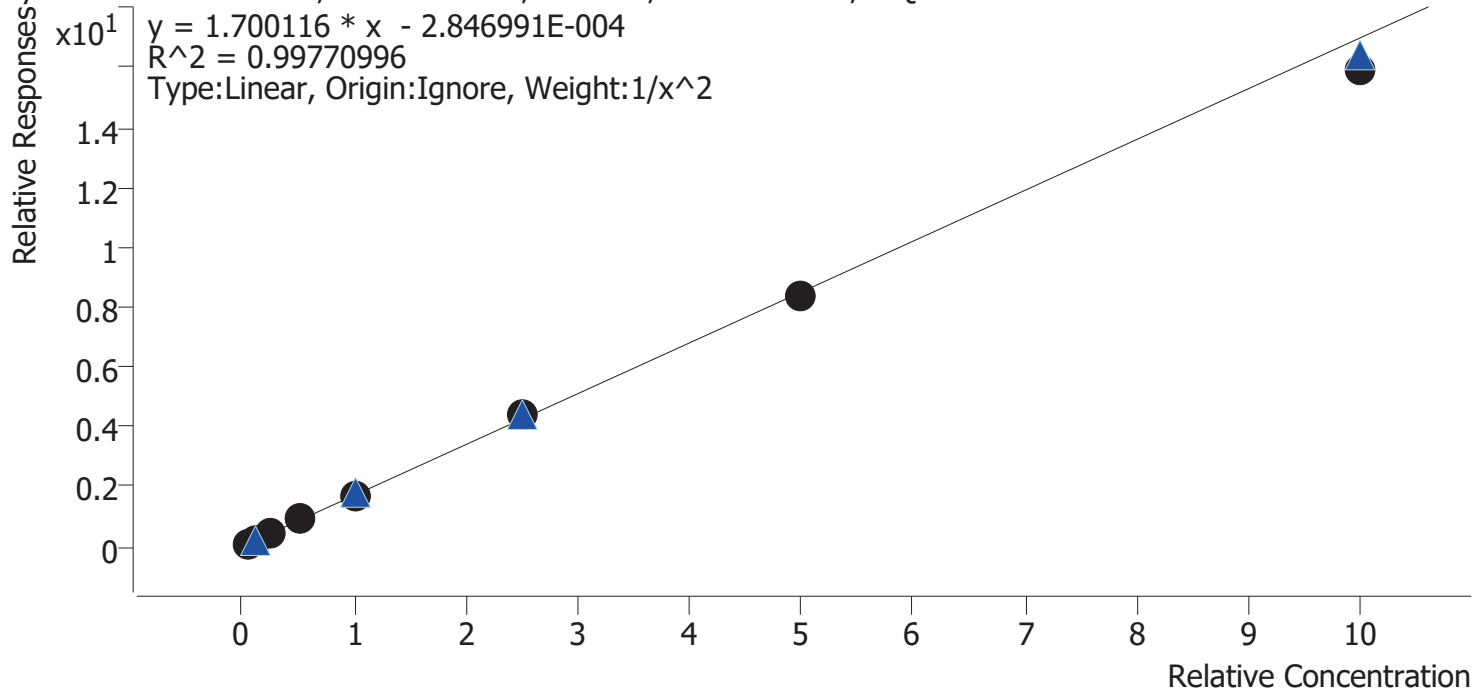
Sample	Level	Enabled	Expected Concentration	Final Concentration	Accuracy
cal 1 mdq	1	✓	5.0	4.6	92.8
cal 2 mdq	2	✓	10.0	9.8	98.0
cal 3 mdq	3	✓	25.0	25.1	100.2
cal 4 mdq	4	✓	50.0	52.5	105.1
cal 5 mdq	5	✓	100.0	105.4	105.4
cal 6 mdq	6	✓	250.0	248.7	99.5
cal 7 mdq	7	✓	500.0	496.4	99.3
cal 8 mdq	8	✓	1000.0	997.5	99.7

# Compound Calibration Report



**Batch results**             D:\MassHunter\Data\2020 Data\lam 27-28 100720\QuantResults\mdq.batch.bin  
**Last Cal. Update**         10/8/2020 11:08 AM  
**Analyst Name**            ISP\datastor  
**Analyte**                    Hydrocodone   **Internal Standard**         Hydrocodone-D6

Hydrocodone - 8 Levels, 8 Levels Used, 8 Points, 8 Points Used, 4 QCs



Sample	Level	Enabled	Expected Concentration	Final Concentration	Accuracy
cal 1 mdq	1	✓	5.0	4.9	98.0
cal 2 mdq	2	✓	10.0	10.2	102.1
cal 3 mdq	3	✓	25.0	25.7	102.8
cal 4 mdq	4	✓	50.0	53.0	106.1
cal 5 mdq	5	✓	100.0	95.3	95.3
cal 6 mdq	6	✓	250.0	257.1	102.8
cal 7 mdq	7	✓	500.0	494.8	99.0
cal 8 mdq	8	✓	1000.0	939.4	93.9

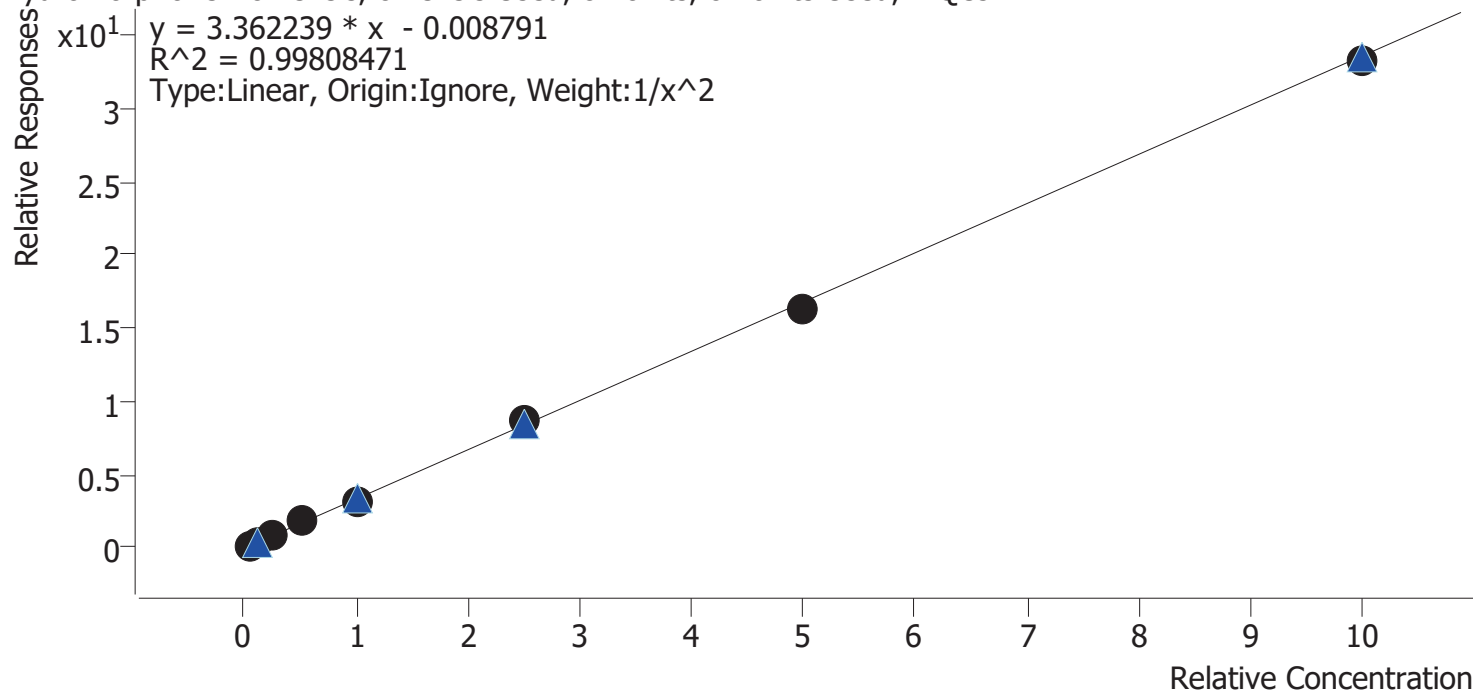


# Compound Calibration Report



**Batch results** D:\MassHunter\Data\2020 Data\am 27-28 100720\QuantResults\mdq.batch.bin  
**Last Cal. Update** 10/8/2020 11:08 AM  
**Analyst Name** ISP\datastor  
**Analyte** Hydromorphone **Internal Standard** Hydromorphone-D6

Hydromorphone - 8 Levels, 8 Levels Used, 8 Points, 8 Points Used, 4 QCs

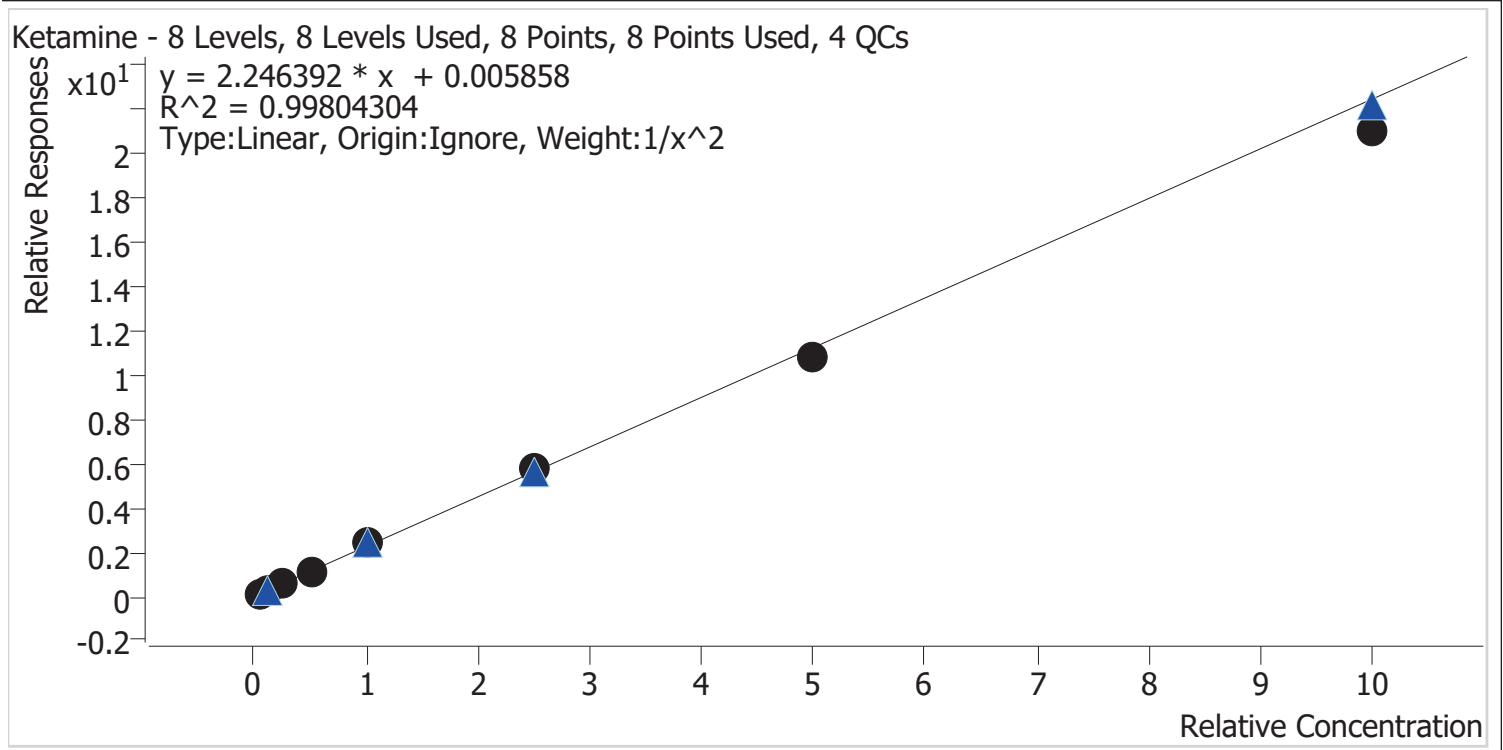


Sample	Level	Enabled	Expected Concentration	Final Concentration	Accuracy
cal 1 mdq	1	✓	5.0	5.0	99.6
cal 2 mdq	2	✓	10.0	10.0	100.4
cal 3 mdq	3	✓	25.0	24.6	98.5
cal 4 mdq	4	✓	50.0	53.4	106.8
cal 5 mdq	5	✓	100.0	94.5	94.5
cal 6 mdq	6	✓	250.0	259.5	103.8
cal 7 mdq	7	✓	500.0	487.9	97.6
cal 8 mdq	8	✓	1000.0	988.1	98.8

# Compound Calibration Report



<b>Batch results</b>	D:\MassHunter\Data\2020 Data\am 27-28 100720\QuantResults\mdq.batch.bin		
<b>Last Cal. Update</b>	10/8/2020 11:08 AM		
<b>Analyst Name</b>	ISP\datastor		
<b>Analyte</b>	Ketamine	<b>Internal Standard</b>	Ketamine-D4



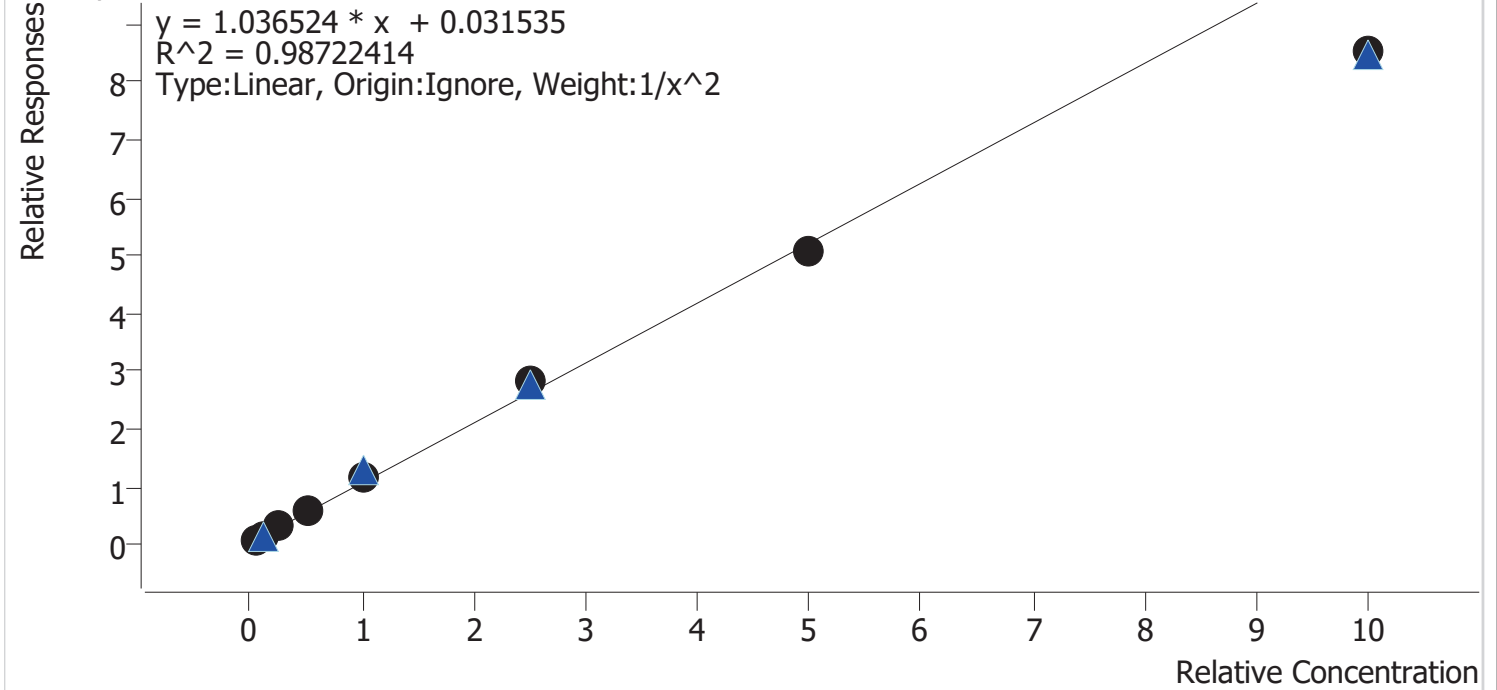
Sample	Level	Enabled	Expected Concentration	Final Concentration	Accuracy
cal 1 mdq	1	✓	5.0	4.9	98.2
cal 2 mdq	2	✓	10.0	10.3	102.9
cal 3 mdq	3	✓	25.0	24.9	99.6
cal 4 mdq	4	✓	50.0	50.9	101.7
cal 5 mdq	5	✓	100.0	105.1	105.1
cal 6 mdq	6	✓	250.0	256.9	102.8
cal 7 mdq	7	✓	500.0	480.0	96.0
cal 8 mdq	8	✓	1000.0	937.5	93.7

# Compound Calibration Report



**Batch results** D:\MassHunter\Data\2020 Data\lam 27-28 100720\QuantResults\mdq.batch.bin  
**Last Cal. Update** 10/8/2020 11:08 AM  
**Analyst Name** ISP\datastor  
**Analyte** Lorazepam **Internal Standard** Oxazepam-D5

Lorazepam - 8 Levels, 8 Levels Used, 8 Points, 8 Points Used, 4 QCs

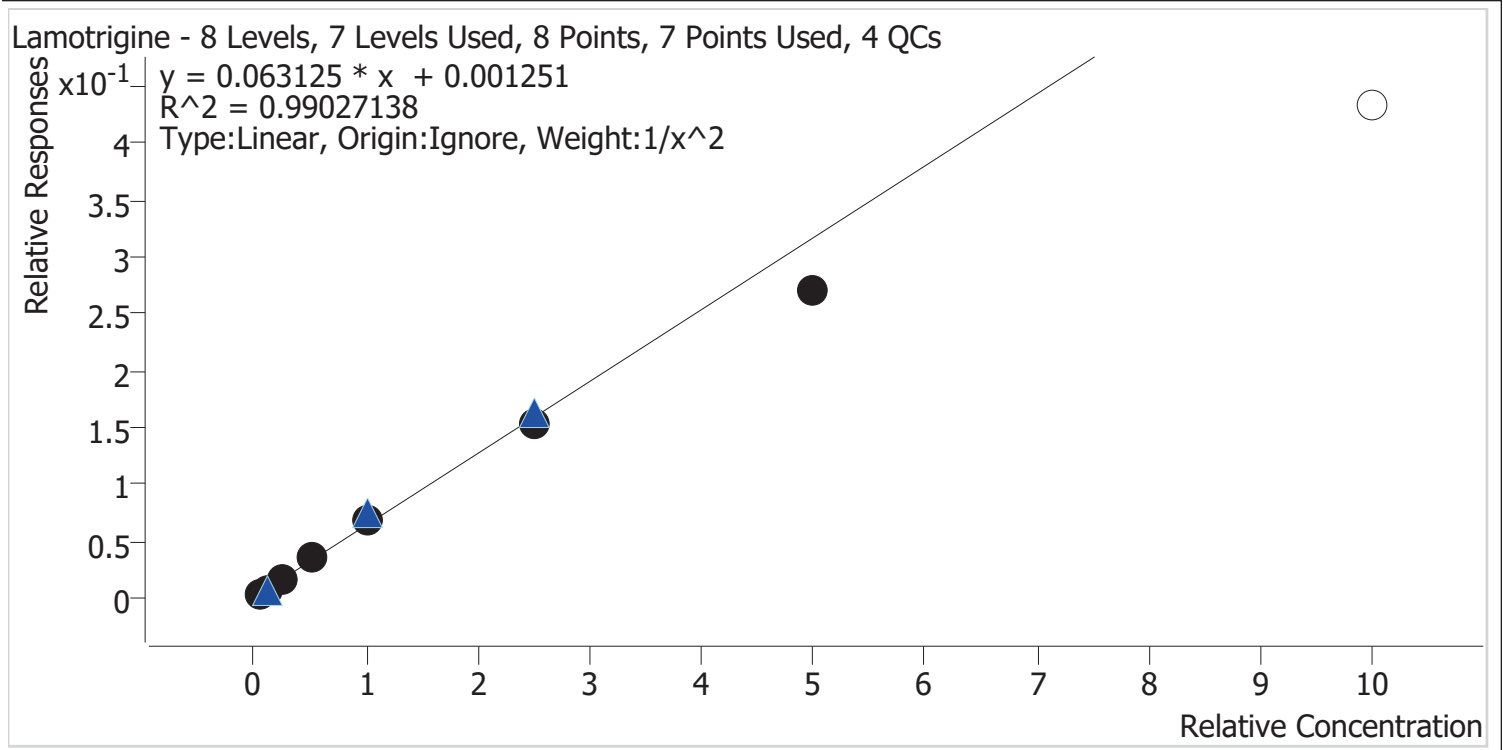


Sample	Level	Enabled	Expected Concentration	Final Concentration	Accuracy
cal 1 mdq	1	✓	5.0	5.2	103.6
cal 2 mdq	2	✓	10.0	8.9	88.9
cal 3 mdq	3	✓	25.0	25.9	103.7
cal 4 mdq	4	✓	50.0	54.1	108.3
cal 5 mdq	5	✓	100.0	107.0	107.0
cal 6 mdq	6	✓	250.0	272.8	109.1
cal 7 mdq	7	✓	500.0	487.3	97.5
cal 8 mdq	8	✓	1000.0	819.5	82.0

# Compound Calibration Report



**Batch results** D:\MassHunter\Data\2020 Data\lam 27-28 100720\QuantResults\mdq.batch.bin  
**Last Cal. Update** 10/8/2020 11:08 AM  
**Analyst Name** ISP\datastor  
**Analyte** Lamotrigine **Internal Standard** Zolpidem-D6



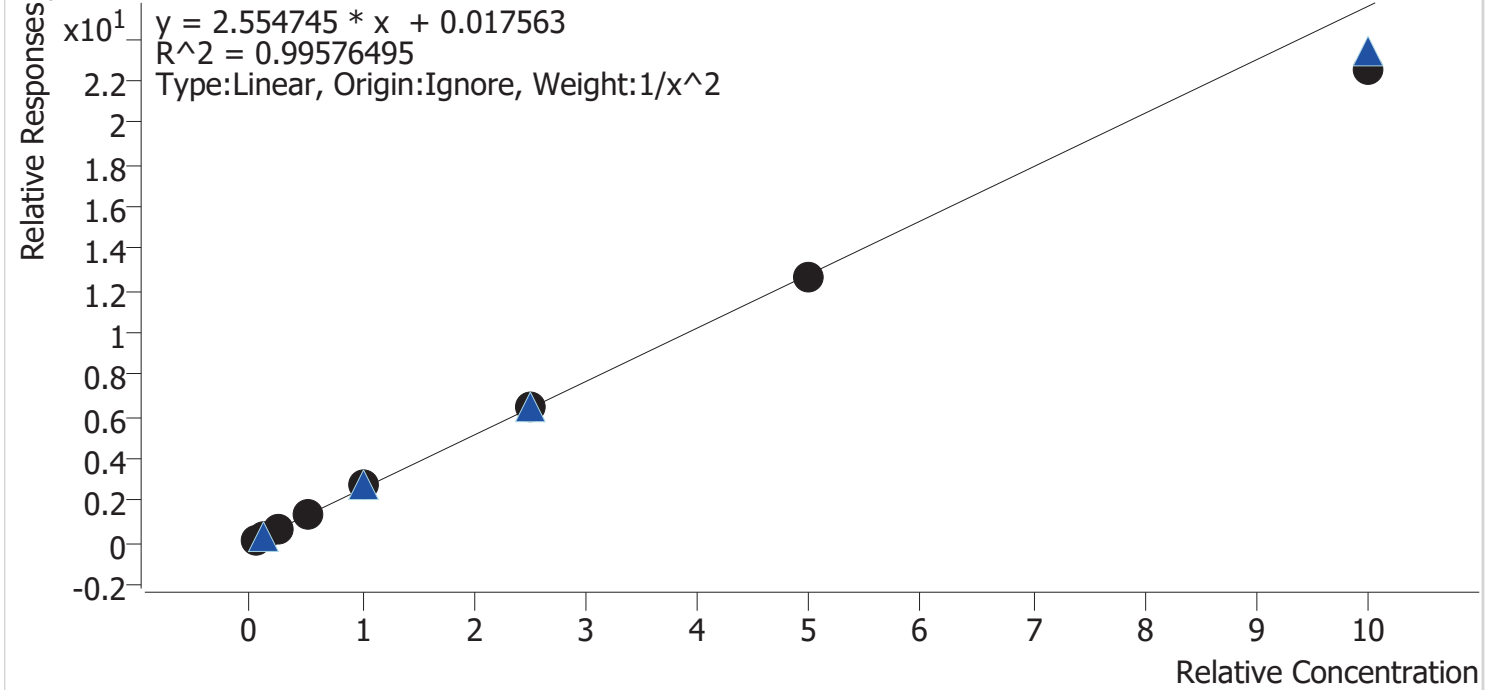
Sample	Level	Enabled	Expected Concentration	Final Concentration	Accuracy
cal 1 mdq	1	✓	5.0	4.7	93.9
cal 2 mdq	2	✓	10.0	11.0	110.3
cal 3 mdq	3	✓	25.0	25.4	101.7
cal 4 mdq	4	✓	50.0	53.0	106.0
cal 5 mdq	5	✓	100.0	105.4	105.4
cal 6 mdq	6	✓	250.0	242.5	97.0
cal 7 mdq	7	✓	500.0	429.0	85.8
cal 8 mdq	8	×	1000.0	683.8	68.4

# Compound Calibration Report



**Batch results** D:\MassHunter\Data\2020 Data\lam 27-28 100720\QuantResults\mdq.batch.bin  
**Last Cal. Update** 10/8/2020 11:08 AM  
**Analyst Name** ISP\datastor  
**Analyte** Meprobamate **Internal Standard** Meprobamate-D7

Meprobamate - 8 Levels, 8 Levels Used, 8 Points, 8 Points Used, 4 QCs



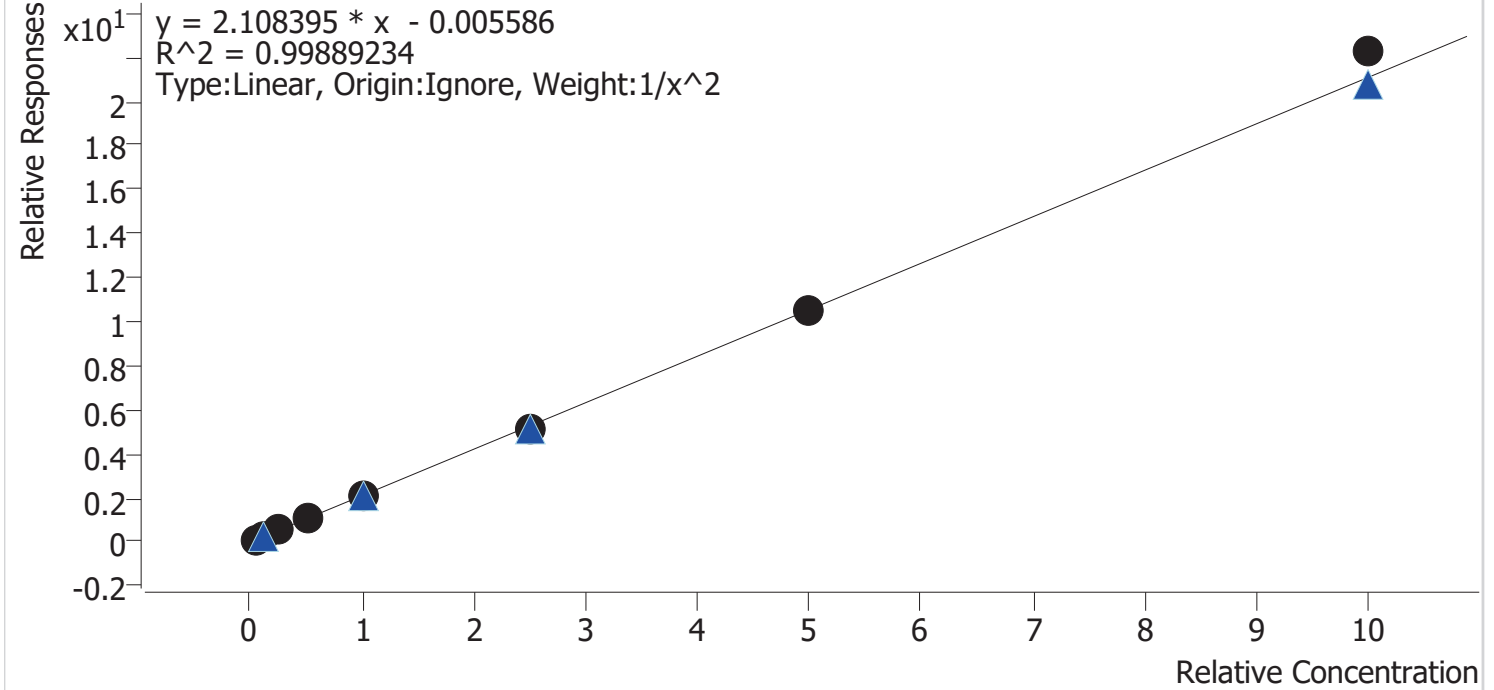
Sample	Level	Enabled	Expected Concentration	Final Concentration	Accuracy
cal 1 mdq	1	✓	5.0	5.0	99.8
cal 2 mdq	2	✓	10.0	9.8	97.8
cal 3 mdq	3	✓	25.0	25.6	102.5
cal 4 mdq	4	✓	50.0	53.0	105.9
cal 5 mdq	5	✓	100.0	105.5	105.5
cal 6 mdq	6	✓	250.0	254.7	101.9
cal 7 mdq	7	✓	500.0	492.8	98.6
cal 8 mdq	8	✓	1000.0	880.7	88.1

# Compound Calibration Report



**Batch results** D:\MassHunter\Data\2020 Data\am 27-28 100720\QuantResults\mdq.batch.bin  
**Last Cal. Update** 10/8/2020 11:08 AM  
**Analyst Name** ISP\datastor  
**Analyte** Methadone **Internal Standard** Methadone-D9

Methadone - 8 Levels, 8 Levels Used, 8 Points, 8 Points Used, 4 QCs



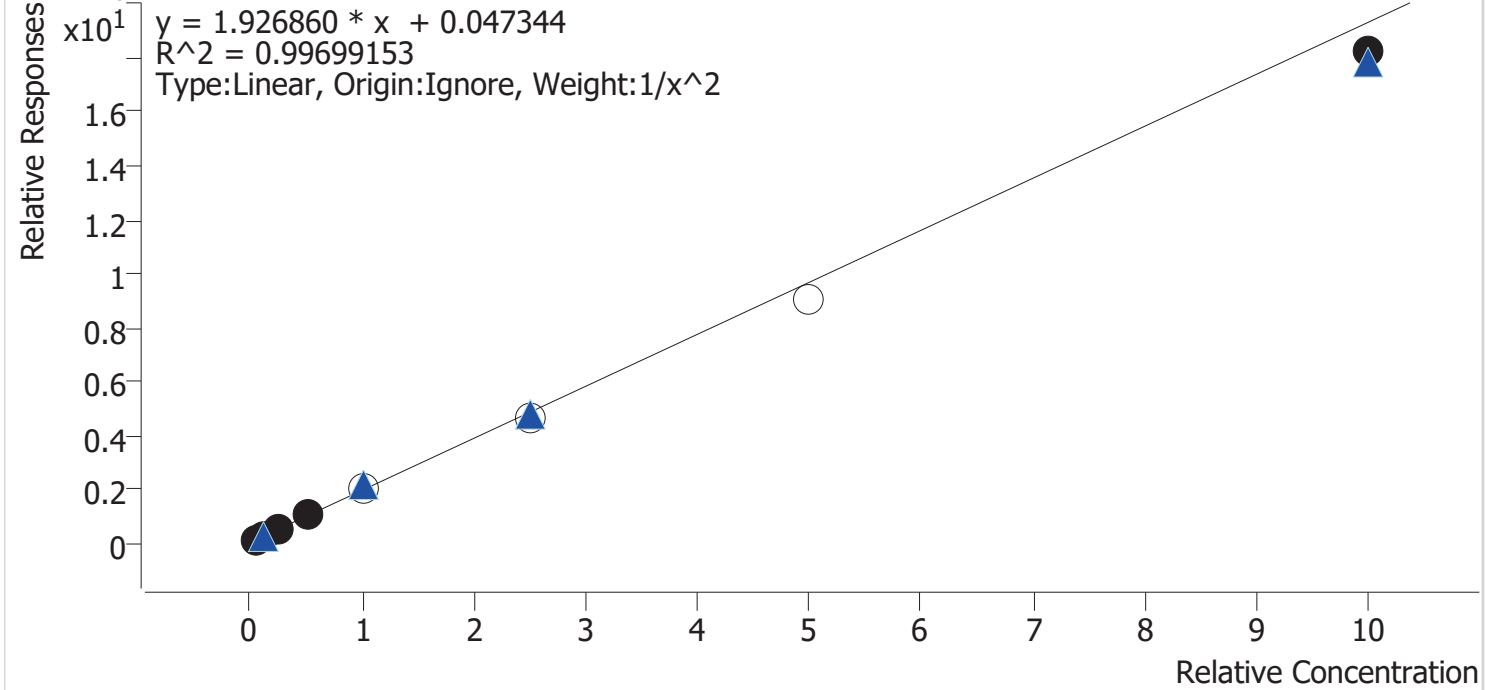
Sample	Level	Enabled	Expected Concentration	Final Concentration	Accuracy
cal 1 mdq	1	✓	5.0	5.0	100.7
cal 2 mdq	2	✓	10.0	10.0	100.5
cal 3 mdq	3	✓	25.0	23.8	95.4
cal 4 mdq	4	✓	50.0	50.1	100.1
cal 5 mdq	5	✓	100.0	100.2	100.2
cal 6 mdq	6	✓	250.0	244.1	97.6
cal 7 mdq	7	✓	500.0	499.8	100.0
cal 8 mdq	8	✓	1000.0	1055.5	105.6

# Compound Calibration Report



<b>Batch results</b>	D:\MassHunter\Data\2020 Data\lam 27-28 100720\QuantResults\mdq.batch.bin		
<b>Last Cal. Update</b>	10/8/2020 11:08 AM		
<b>Analyst Name</b>	ISP\datastor		
<b>Analyte</b>	Methamphetamine	<b>Internal Standard</b>	Methamphetamine-D11

Methamphetamine - 8 Levels, 5 Levels Used, 8 Points, 5 Points Used, 4 QCs



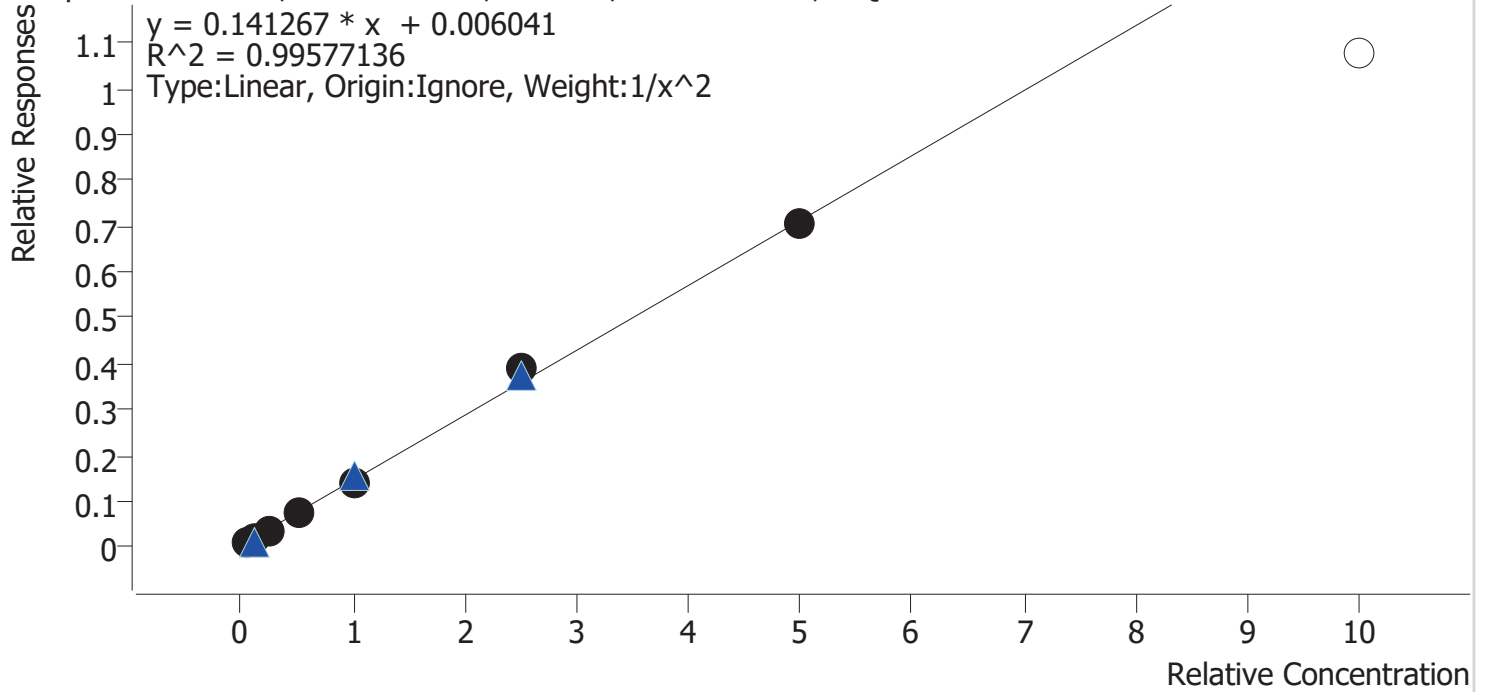
Sample	Level	Enabled	Expected Concentration	Final Concentration	Accuracy
cal 1 mdq	1	✓	5.0	4.9	97.3
cal 2 mdq	2	✓	10.0	10.5	104.8
cal 3 mdq	3	✓	25.0	25.0	100.0
cal 4 mdq	4	✓	50.0	51.8	103.6
cal 5 mdq	5	×	100.0	102.2	102.2
cal 6 mdq	6	×	250.0	239.8	95.9
cal 7 mdq	7	×	500.0	464.3	92.9
cal 8 mdq	8	✓	1000.0	943.7	94.4

# Compound Calibration Report



**Batch results** D:\MassHunter\Data\2020 Data\am 27-28 100720\QuantResults\mdq.batch.bin  
**Last Cal. Update** 10/8/2020 11:08 AM  
**Analyst Name** ISP\datastor  
**Analyte** Metoprolol **Internal Standard** Zolpidem-D6

Metoprolol - 8 Levels, 7 Levels Used, 8 Points, 7 Points Used, 4 QCs



Sample	Level	Enabled	Expected Concentration	Final Concentration	Accuracy
cal 1 mdq	1	✓	5.0	5.0	100.3
cal 2 mdq	2	✓	10.0	10.3	102.8
cal 3 mdq	3	✓	25.0	22.9	91.4
cal 4 mdq	4	✓	50.0	50.2	100.4
cal 5 mdq	5	✓	100.0	96.6	96.6
cal 6 mdq	6	✓	250.0	273.5	109.4
cal 7 mdq	7	✓	500.0	495.3	99.1
cal 8 mdq	8	×	1000.0	757.1	75.7

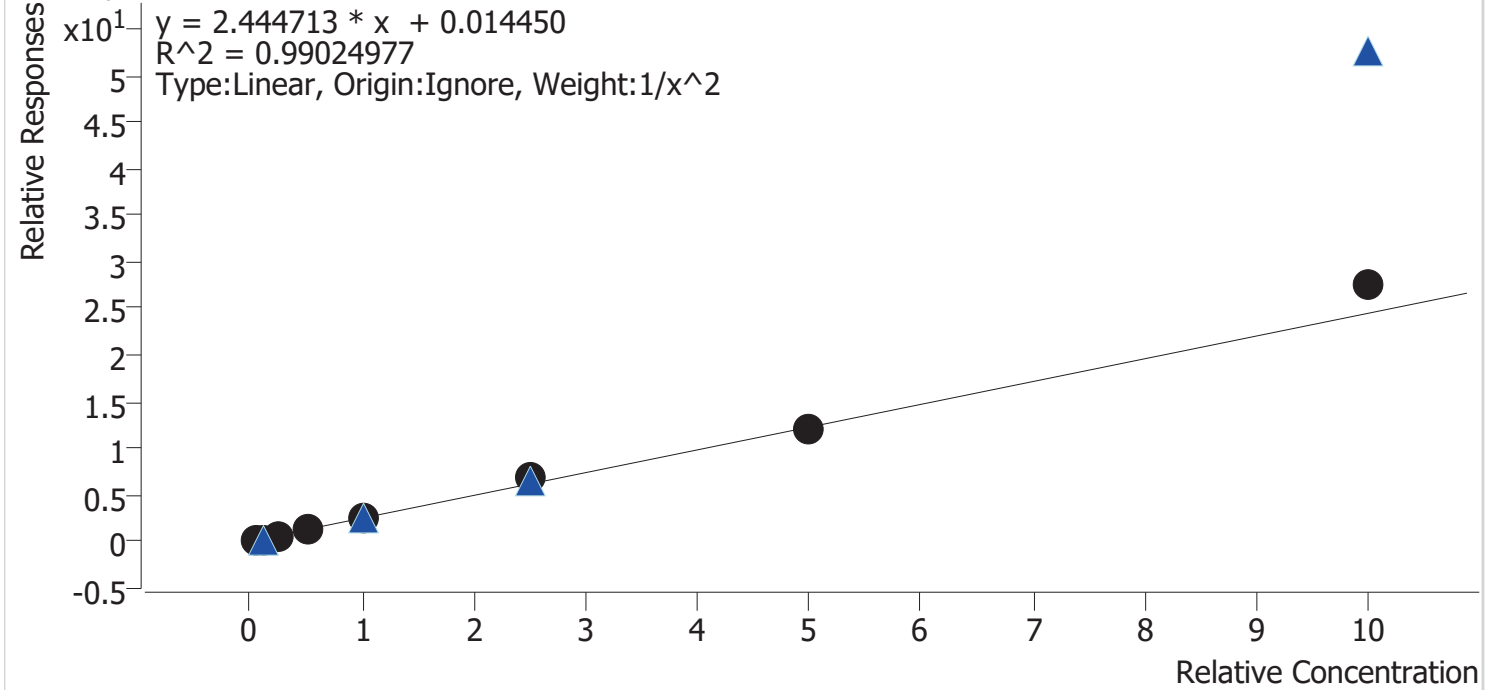


# Compound Calibration Report



**Batch results**      D:\MassHunter\Data\2020 Data\am 27-28 100720\QuantResults\mdq.batch.bin  
**Last Cal. Update**      10/8/2020 11:08 AM  
**Analyst Name**      ISP\datastor  
**Analyte**      Mirtazapine      **Internal Standard**      Methadone-D9

Mirtazapine - 8 Levels, 8 Levels Used, 8 Points, 8 Points Used, 4 QCs



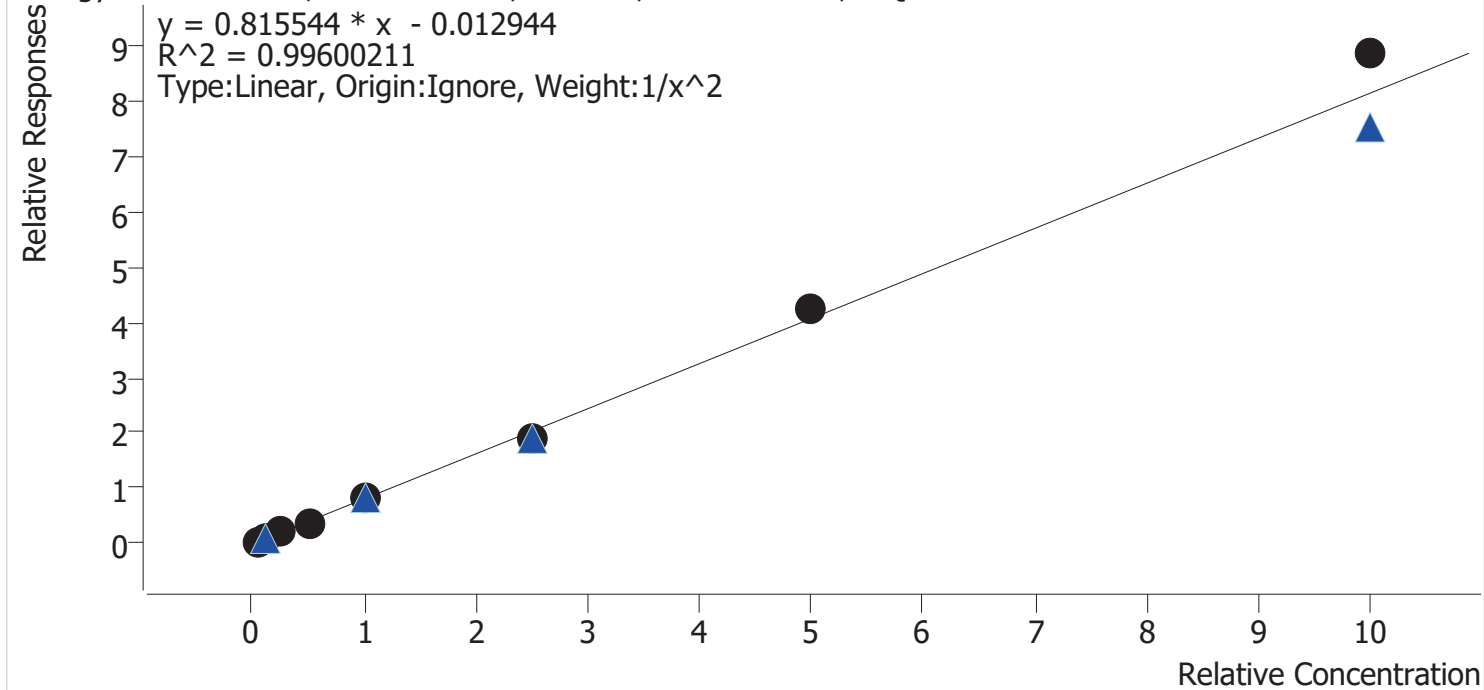
Sample	Level	Enabled	Expected Concentration	Final Concentration	Accuracy
cal 1 mdq	1	✓	5.0	5.2	104.8
cal 2 mdq	2	✓	10.0	9.6	96.4
cal 3 mdq	3	✓	25.0	22.4	89.8
cal 4 mdq	4	✓	50.0	44.1	88.2
cal 5 mdq	5	✓	100.0	100.3	100.3
cal 6 mdq	6	✓	250.0	272.5	109.0
cal 7 mdq	7	✓	500.0	494.8	99.0
cal 8 mdq	8	✓	1000.0	1125.5	112.6

# Compound Calibration Report



**Batch results** D:\MassHunter\Data\2020 Data\am 27-28 100720\QuantResults\mdq.batch.bin  
**Last Cal. Update** 10/8/2020 11:08 AM  
**Analyst Name** ISP\datastor  
**Analyte** Mitragynine **Internal Standard** Dextromethorphan-D3

Mitragynine - 8 Levels, 8 Levels Used, 8 Points, 8 Points Used, 4 QCs



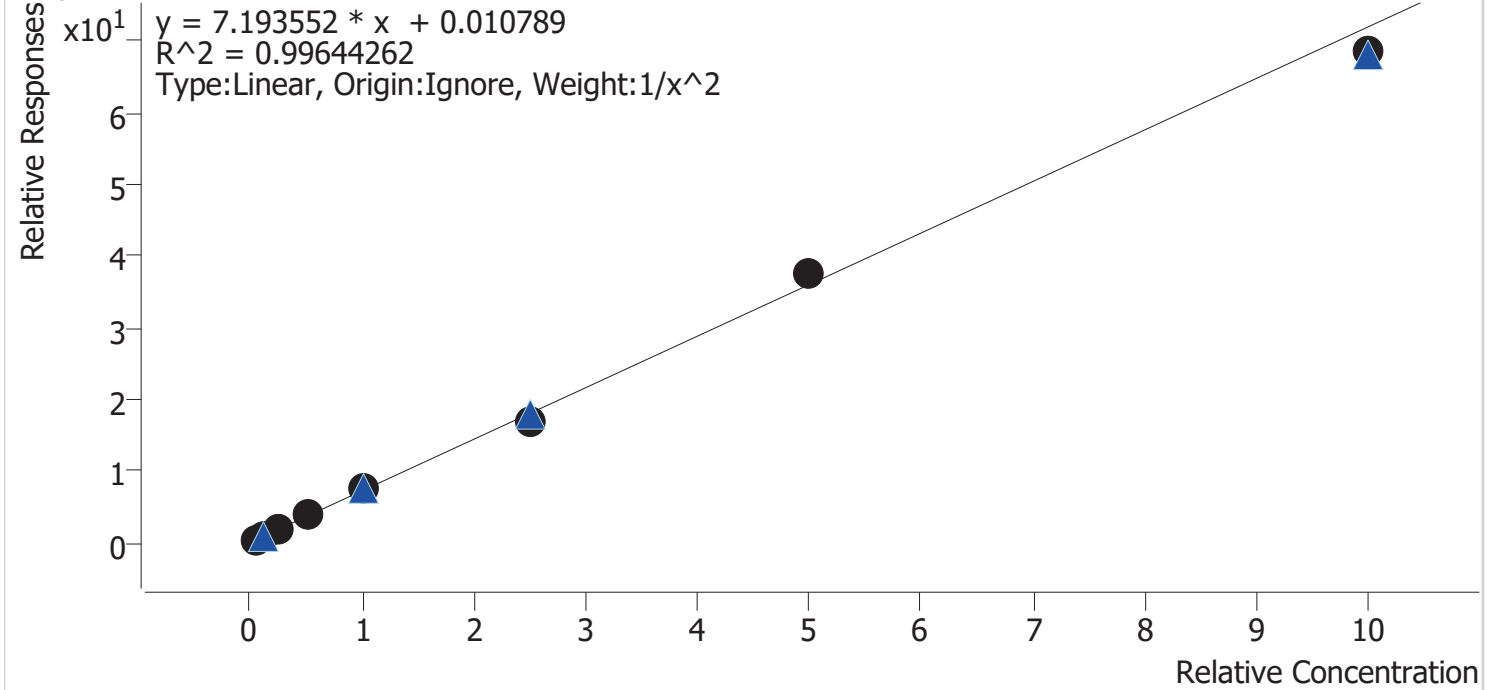
Sample	Level	Enabled	Expected Concentration	Final Concentration	Accuracy
cal 1 mdq	1	✓	5.0	5.0	99.2
cal 2 mdq	2	✓	10.0	10.4	103.9
cal 3 mdq	3	✓	25.0	24.7	98.7
cal 4 mdq	4	✓	50.0	45.8	91.6
cal 5 mdq	5	✓	100.0	99.7	99.7
cal 6 mdq	6	✓	250.0	235.7	94.3
cal 7 mdq	7	✓	500.0	518.9	103.8
cal 8 mdq	8	✓	1000.0	1087.7	108.8

# Compound Calibration Report



**Batch results**      D:\MassHunter\Data\2020 Data\am 27-28 100720\QuantResults\mdq.batch.bin  
**Last Cal. Update**      10/8/2020 11:08 AM  
**Analyst Name**      ISP\datastor  
**Analyte**      Morphine      **Internal Standard**      Morphine-D6

Morphine - 8 Levels, 8 Levels Used, 8 Points, 8 Points Used, 4 QCs



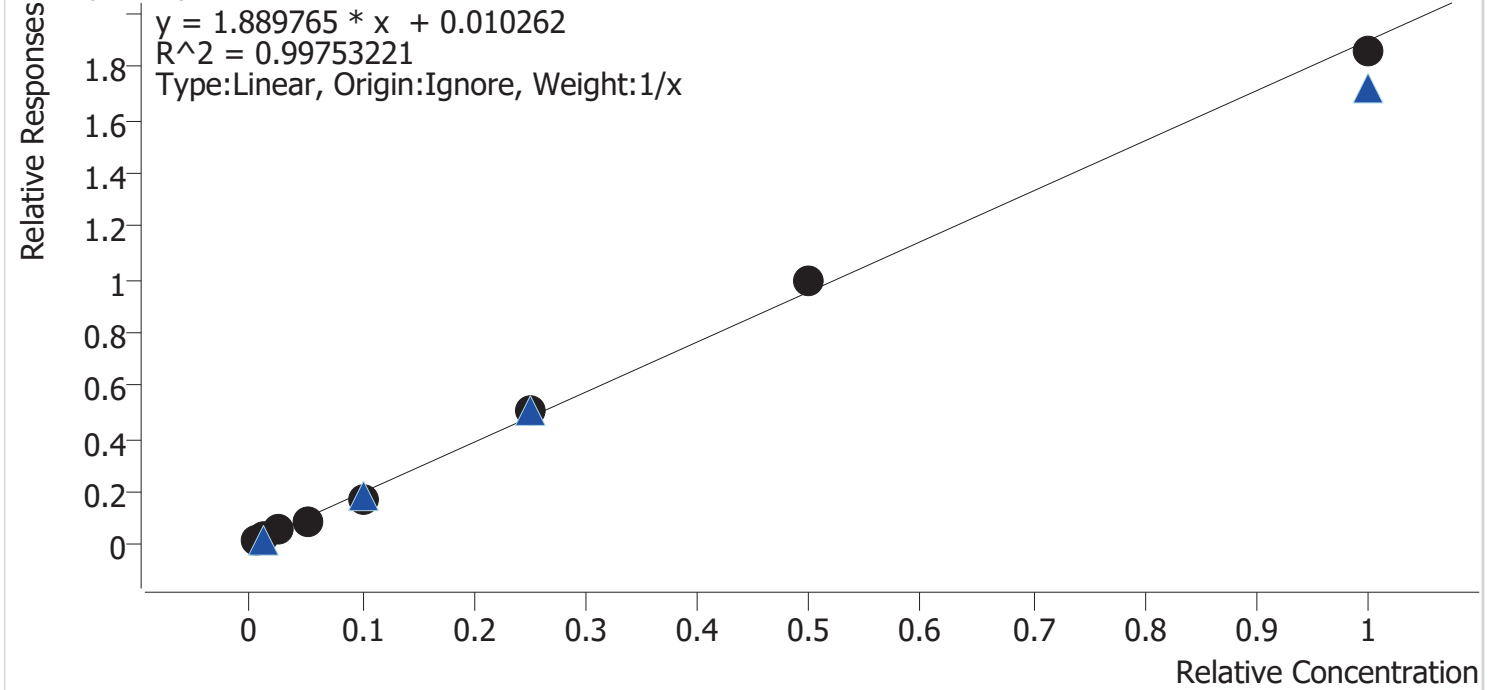
Sample	Level	Enabled	Expected Concentration	Final Concentration	Accuracy
cal 1 mdq	1	✓	5.0	5.0	99.3
cal 2 mdq	2	✓	10.0	10.3	102.6
cal 3 mdq	3	✓	25.0	23.4	93.8
cal 4 mdq	4	✓	50.0	51.9	103.8
cal 5 mdq	5	✓	100.0	107.5	107.5
cal 6 mdq	6	✓	250.0	235.3	94.1
cal 7 mdq	7	✓	500.0	518.8	103.8
cal 8 mdq	8	✓	1000.0	952.0	95.2

# Compound Calibration Report



<b>Batch results</b>	D:\MassHunter\Data\2020 Data\am 27-28 100720\QuantResults\mdq.batch.bin		
<b>Last Cal. Update</b>	10/8/2020 11:08 AM		
<b>Analyst Name</b>	ISP\datastor		
<b>Analyte</b>	Norbuprenorphine	<b>Internal Standard</b>	Norbuprenorphine-D3

Norbuprenorphine - 8 Levels, 8 Levels Used, 8 Points, 8 Points Used, 4 QCs



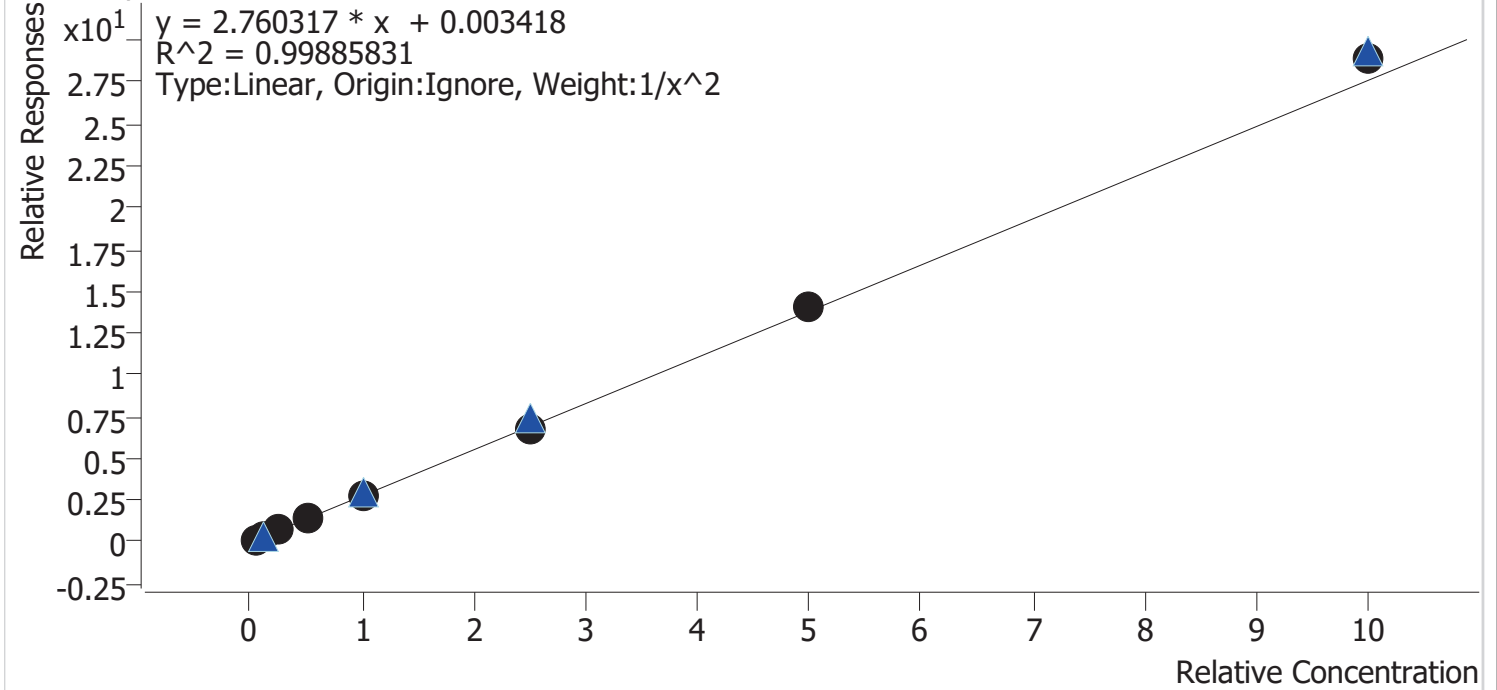
Sample	Level	Enabled	Expected Concentration	Final Concentration	Accuracy
cal 1 mdq	1	✓	0.5	0.6	121.1
cal 2 mdq	2	✓	1.0	0.9	85.2
cal 3 mdq	3	✓	2.5	2.6	105.9
cal 4 mdq	4	✓	5.0	4.5	90.8
cal 5 mdq	5	✓	10.0	8.9	89.2
cal 6 mdq	6	✓	25.0	26.4	105.5
cal 7 mdq	7	✓	50.0	52.3	104.5
cal 8 mdq	8	✓	100.0	97.8	97.8

# Compound Calibration Report



<b>Batch results</b>	D:\MassHunter\Data\2020 Data\am 27-28 100720\QuantResults\mdq.batch.bin		
<b>Last Cal. Update</b>	10/8/2020 11:08 AM		
<b>Analyst Name</b>	ISP\datastor		
<b>Analyte</b>	Nordiazepam	<b>Internal Standard</b>	Nordiazepam-D5

Nordiazepam - 8 Levels, 8 Levels Used, 8 Points, 8 Points Used, 4 QCs



Sample	Level	Enabled	Expected Concentration	Final Concentration	Accuracy
cal 1 mdq	1	✓	5.0	5.1	101.2
cal 2 mdq	2	✓	10.0	10.0	99.7
cal 3 mdq	3	✓	25.0	23.9	95.4
cal 4 mdq	4	✓	50.0	49.7	99.4
cal 5 mdq	5	✓	100.0	97.8	97.8
cal 6 mdq	6	✓	250.0	247.5	99.0
cal 7 mdq	7	✓	500.0	512.3	102.5
cal 8 mdq	8	✓	1000.0	1050.5	105.1

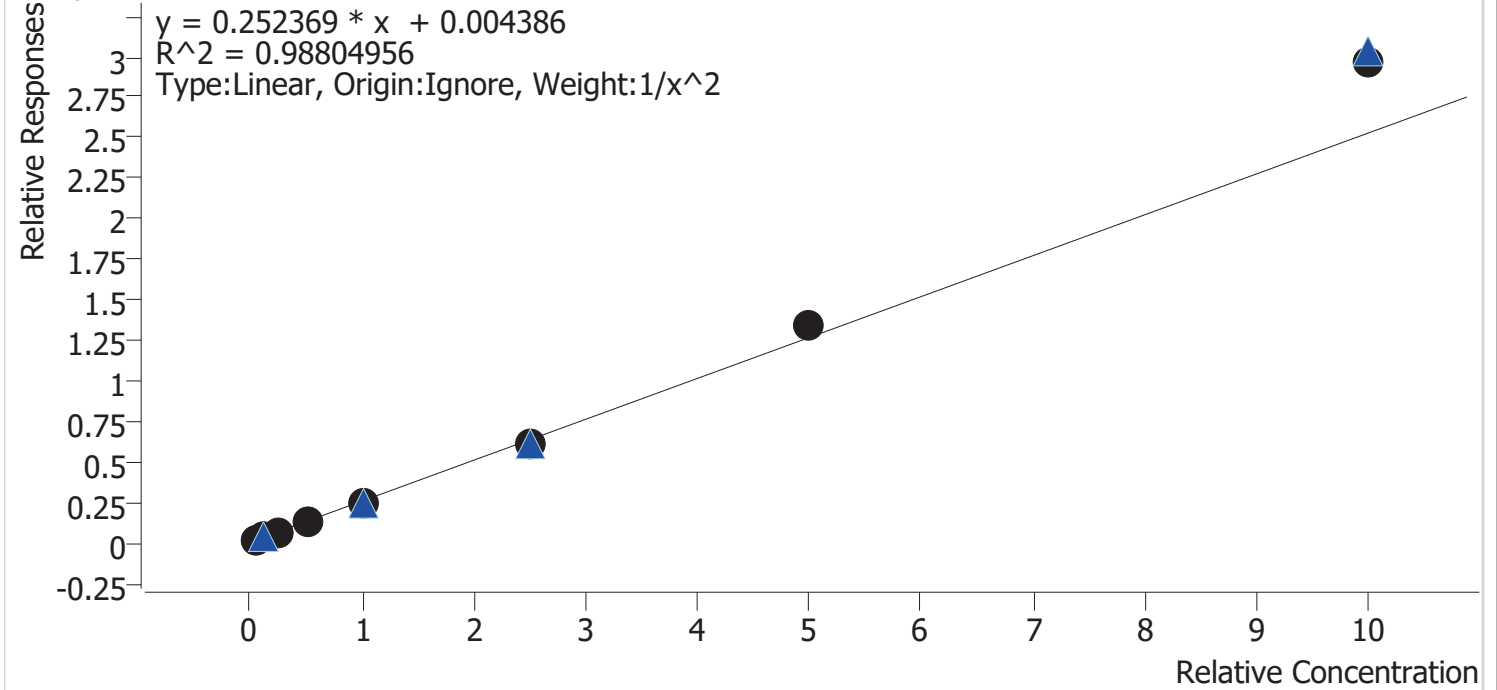


# Compound Calibration Report



<b>Batch results</b>	D:\MassHunter\Data\2020 Data\am 27-28 100720\QuantResults\mdq.batch.bin		
<b>Last Cal. Update</b>	10/8/2020 11:08 AM		
<b>Analyst Name</b>	ISP\datastor		
<b>Analyte</b>	Norhydrocodone	<b>Internal Standard</b>	Norhydrocodone-D3

Norhydrocodone - 8 Levels, 8 Levels Used, 8 Points, 8 Points Used, 4 QCs



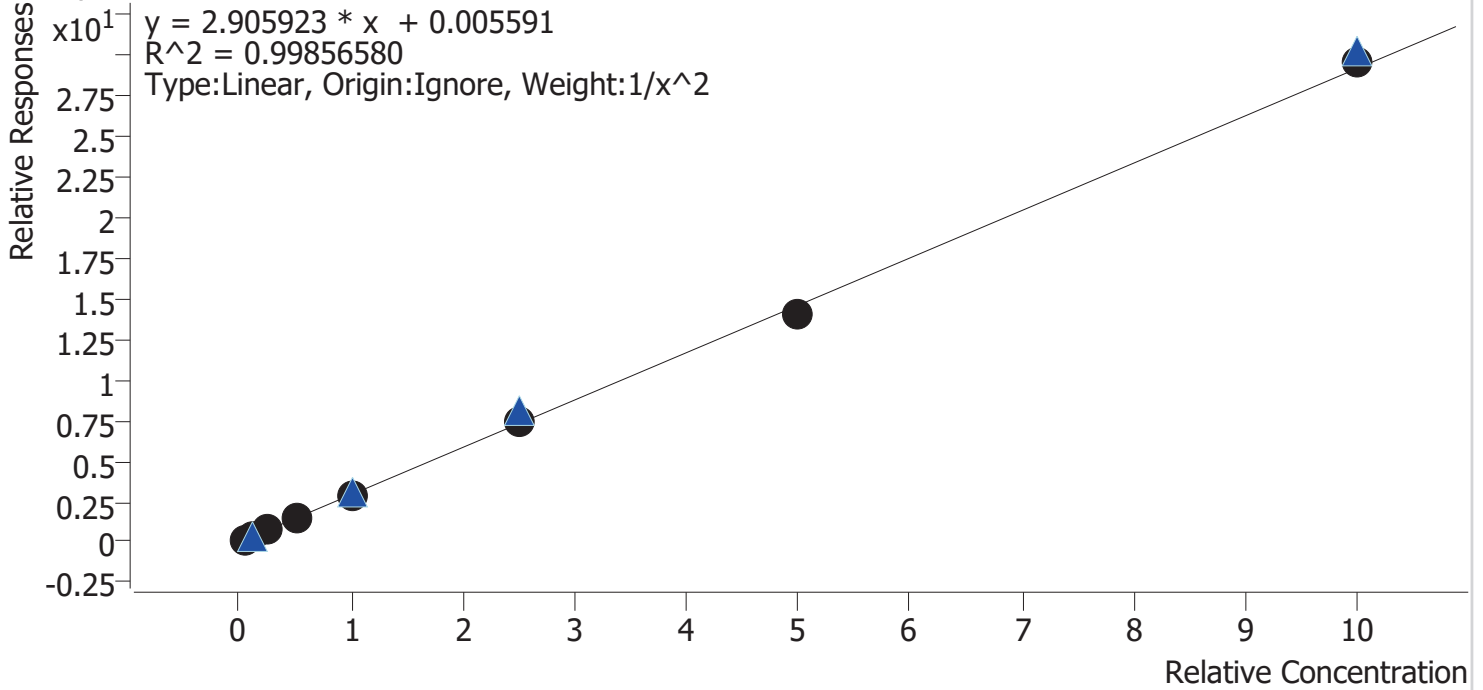
Sample	Level	Enabled	Expected Concentration	Final Concentration	Accuracy
cal 1 mdq	1	✓	5.0	5.4	107.6
cal 2 mdq	2	✓	10.0	8.9	89.3
cal 3 mdq	3	✓	25.0	23.0	92.1
cal 4 mdq	4	✓	50.0	47.2	94.4
cal 5 mdq	5	✓	100.0	95.8	95.8
cal 6 mdq	6	✓	250.0	242.5	97.0
cal 7 mdq	7	✓	500.0	532.7	106.5
cal 8 mdq	8	✓	1000.0	1173.4	117.3

# Compound Calibration Report



**Batch results** D:\MassHunter\Data\2020 Data\am 27-28 100720\QuantResults\mdq.batch.bin  
**Last Cal. Update** 10/8/2020 11:08 AM  
**Analyst Name** ISP\datastor  
**Analyte** Noroxycodone **Internal Standard** Noroxycodone-D3

Noroxycodone - 8 Levels, 8 Levels Used, 8 Points, 8 Points Used, 4 QCs



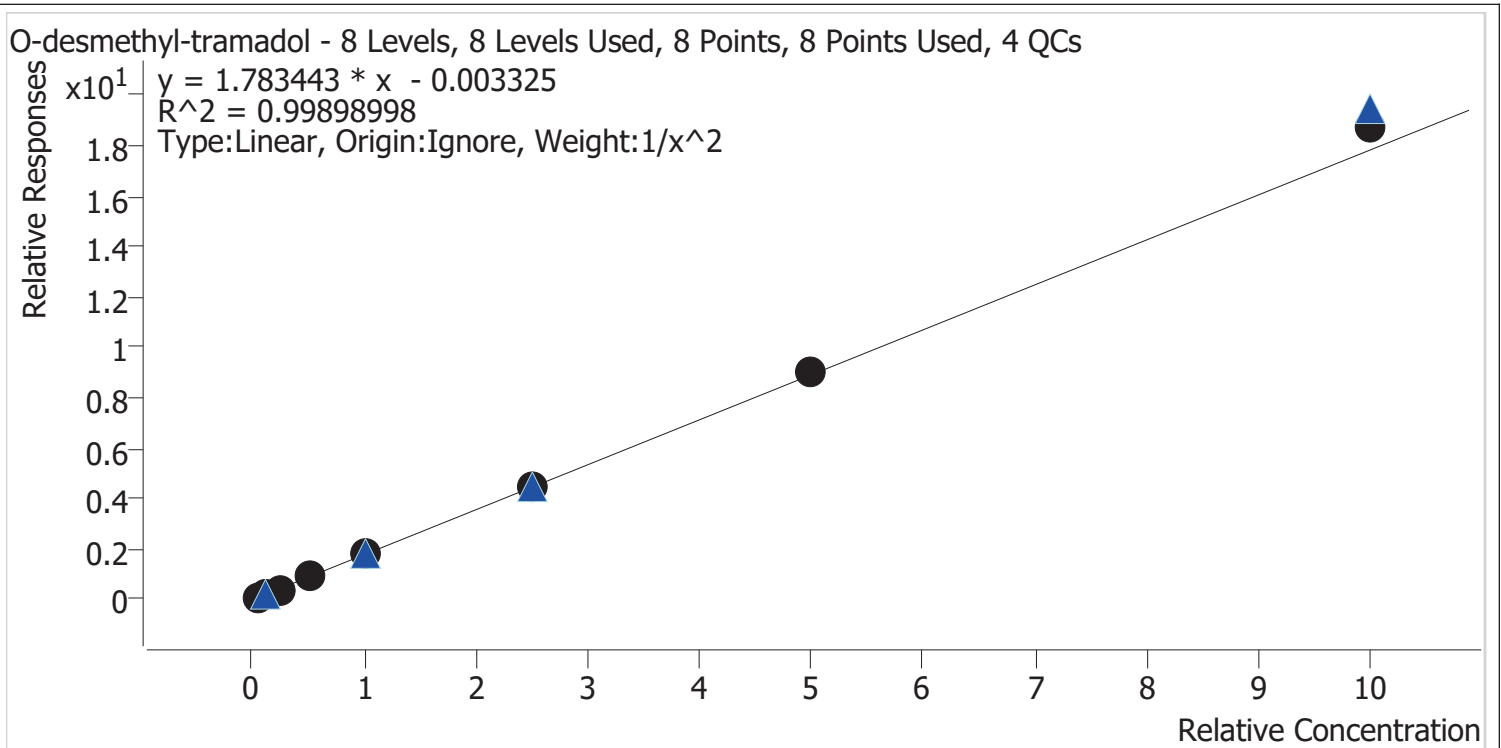
Sample	Level	Enabled	Expected Concentration	Final Concentration	Accuracy
cal 1 mdq	1	✓	5.0	5.0	99.5
cal 2 mdq	2	✓	10.0	10.0	100.0
cal 3 mdq	3	✓	25.0	25.1	100.3
cal 4 mdq	4	✓	50.0	53.2	106.5
cal 5 mdq	5	✓	100.0	95.7	95.7
cal 6 mdq	6	✓	250.0	251.5	100.6
cal 7 mdq	7	✓	500.0	481.4	96.3
cal 8 mdq	8	✓	1000.0	1011.6	101.2



# Compound Calibration Report



**Batch results** D:\MassHunter\Data\2020 Data\am 27-28 100720\QuantResults\mdq.batch.bin  
**Last Cal. Update** 10/8/2020 11:08 AM  
**Analyst Name** ISP\datastor  
**Analyte** O-desmethyl-tramadol **Internal Standard** O-desmethyl-tramadol-D6

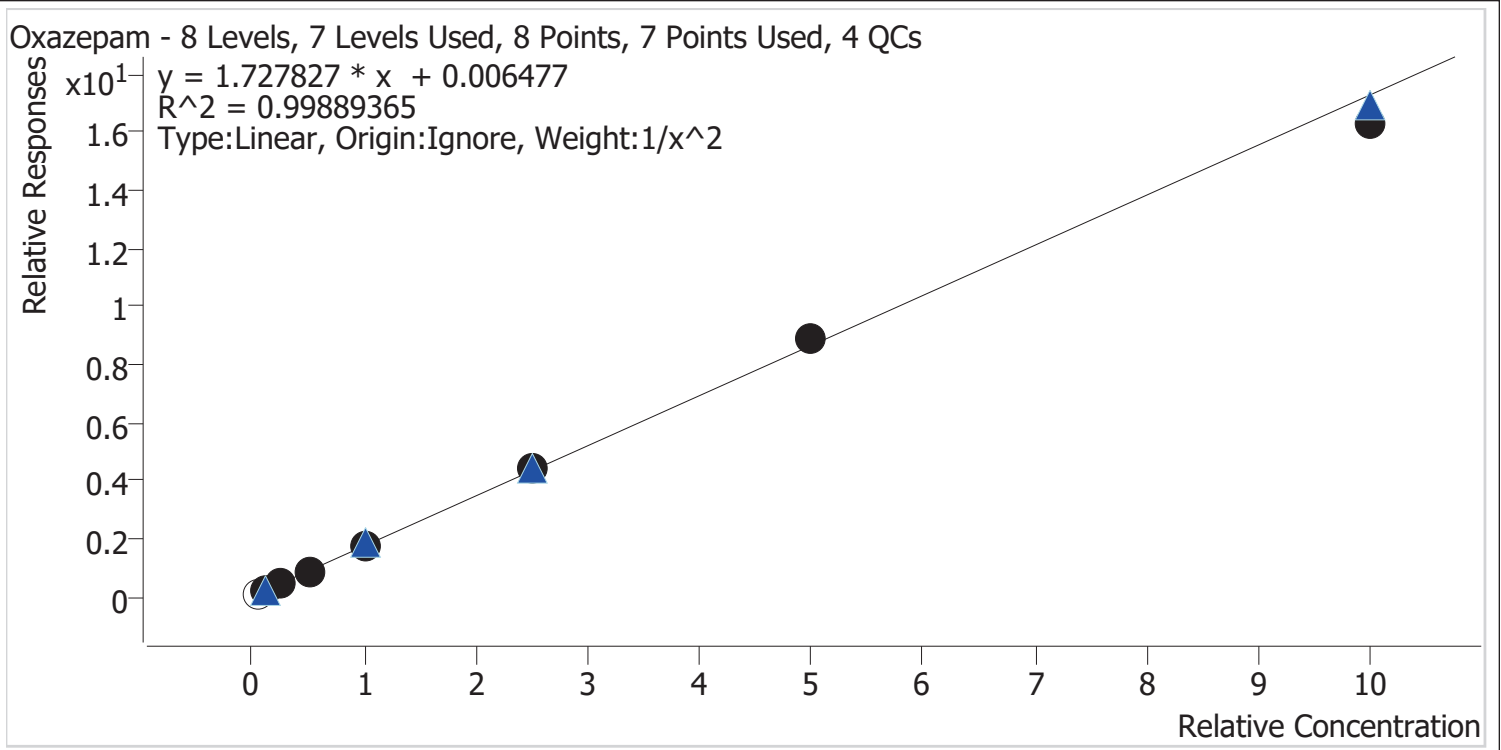


Sample	Level	Enabled	Expected Concentration	Final Concentration	Accuracy
cal 1 mdq	1	✓	5.0	5.1	101.1
cal 2 mdq	2	✓	10.0	10.0	99.8
cal 3 mdq	3	✓	25.0	23.8	95.2
cal 4 mdq	4	✓	50.0	49.9	99.9
cal 5 mdq	5	✓	100.0	98.6	98.6
cal 6 mdq	6	✓	250.0	247.5	99.0
cal 7 mdq	7	✓	500.0	507.4	101.5
cal 8 mdq	8	✓	1000.0	1049.1	104.9

# Compound Calibration Report



<b>Batch results</b>	D:\MassHunter\Data\2020 Data\am 27-28 100720\QuantResults\mdq.batch.bin
<b>Last Cal. Update</b>	10/8/2020 11:08 AM
<b>Analyst Name</b>	ISP\datastor
<b>Analyte</b>	Oxazepam
<b>Internal Standard</b>	Oxazepam-D5



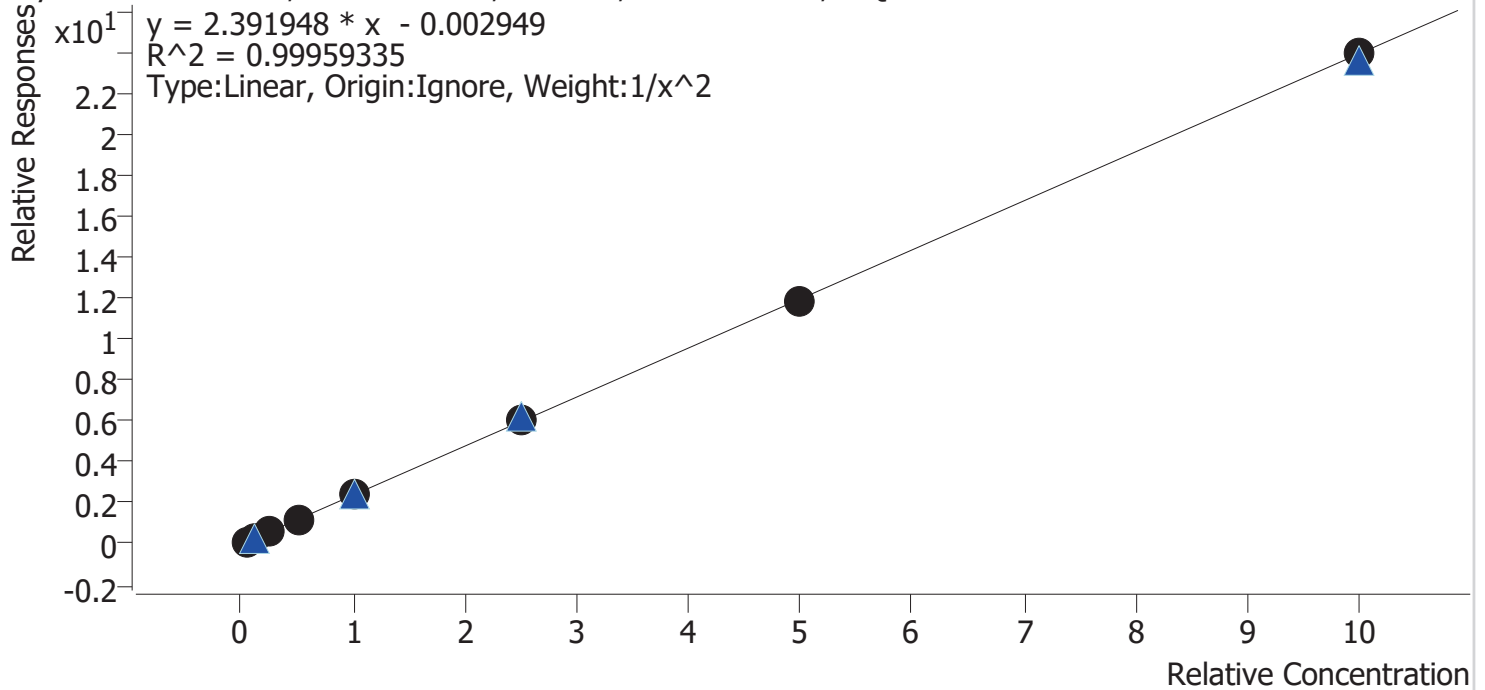
Sample	Level	Enabled	Expected Concentration	Final Concentration	Accuracy
cal 1 mdq	1	×	5.0	4.8	95.5
cal 2 mdq	2	✓	10.0	10.0	100.0
cal 3 mdq	3	✓	25.0	24.7	98.7
cal 4 mdq	4	✓	50.0	51.0	102.1
cal 5 mdq	5	✓	100.0	100.9	100.9
cal 6 mdq	6	✓	250.0	254.0	101.6
cal 7 mdq	7	✓	500.0	512.9	102.6
cal 8 mdq	8	✓	1000.0	942.6	94.3

# Compound Calibration Report



**Batch results** D:\MassHunter\Data\2020 Data\am 27-28 100720\QuantResults\mdq.batch.bin  
**Last Cal. Update** 10/8/2020 11:08 AM  
**Analyst Name** ISP\datastor  
**Analyte** Oxycodone **Internal Standard** Oxycodone-D6

Oxycodone - 8 Levels, 8 Levels Used, 8 Points, 8 Points Used, 4 QCs



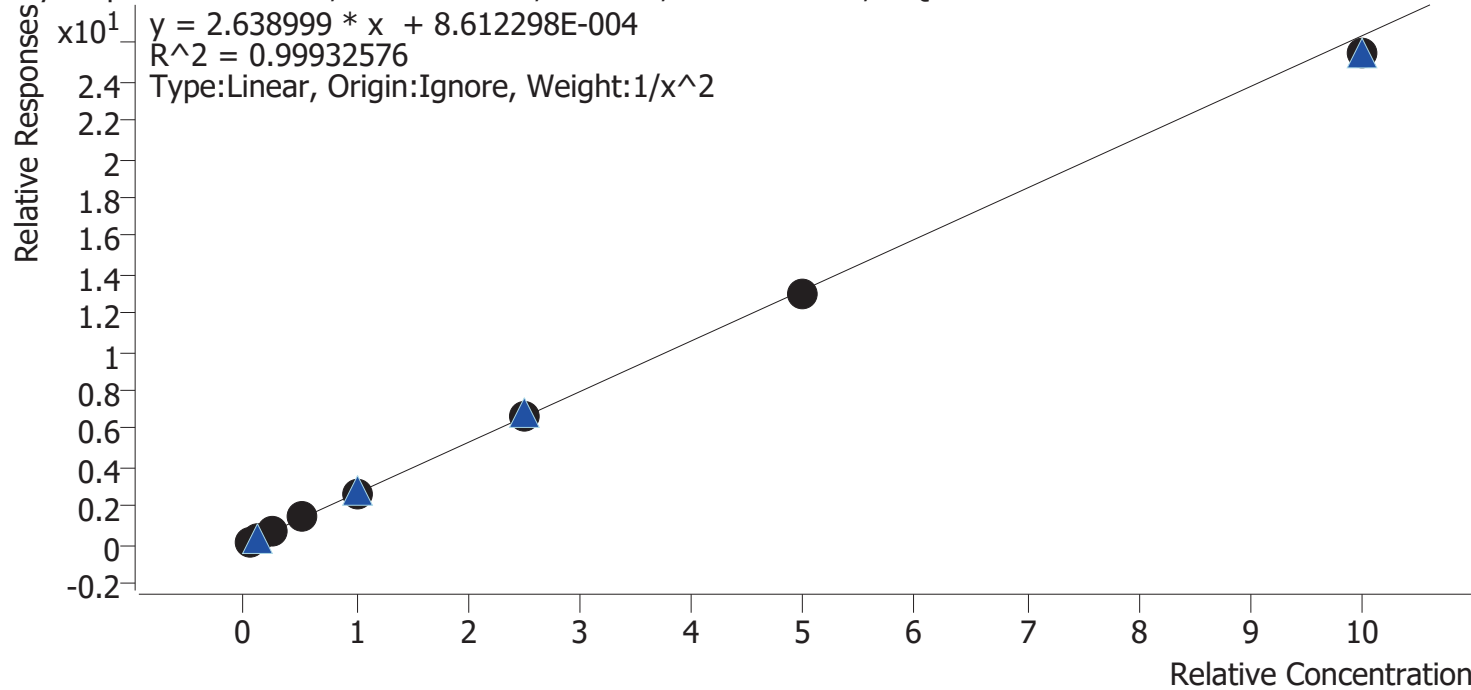
Sample	Level	Enabled	Expected Concentration	Final Concentration	Accuracy
cal 1 mdq	1	✓	5.0	5.0	99.6
cal 2 mdq	2	✓	10.0	10.0	100.0
cal 3 mdq	3	✓	25.0	25.8	103.0
cal 4 mdq	4	✓	50.0	48.5	97.0
cal 5 mdq	5	✓	100.0	100.6	100.6
cal 6 mdq	6	✓	250.0	252.3	100.9
cal 7 mdq	7	✓	500.0	493.7	98.7
cal 8 mdq	8	✓	1000.0	1000.3	100.0

# Compound Calibration Report



**Batch results**      D:\MassHunter\Data\2020 Data\am 27-28 100720\QuantResults\mdq.batch.bin  
**Last Cal. Update**      10/8/2020 11:08 AM  
**Analyst Name**      ISP\datastor  
**Analyte**      Oxymorphone      **Internal Standard**      Oxymorphone-D3

Oxymorphone - 8 Levels, 8 Levels Used, 8 Points, 8 Points Used, 4 QCs



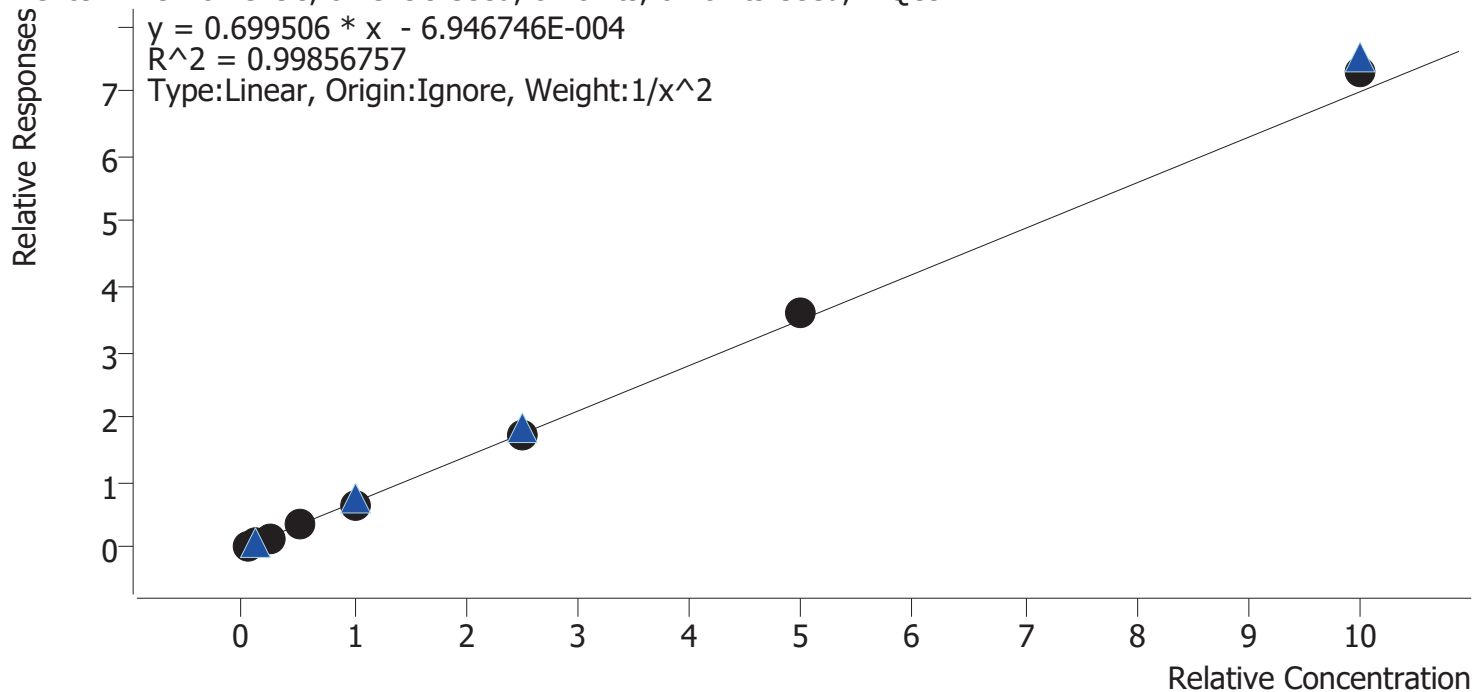
Sample	Level	Enabled	Expected Concentration	Final Concentration	Accuracy
cal 1 mdq	1	✓	5.0	5.0	99.7
cal 2 mdq	2	✓	10.0	10.0	99.6
cal 3 mdq	3	✓	25.0	25.0	100.1
cal 4 mdq	4	✓	50.0	52.2	104.4
cal 5 mdq	5	✓	100.0	101.5	101.5
cal 6 mdq	6	✓	250.0	248.9	99.6
cal 7 mdq	7	✓	500.0	493.6	98.7
cal 8 mdq	8	✓	1000.0	964.8	96.5

# Compound Calibration Report



**Batch results** D:\MassHunter\Data\2020 Data\am 27-28 100720\QuantResults\mdq.batch.bin  
**Last Cal. Update** 10/8/2020 11:08 AM  
**Analyst Name** ISP\datastor  
**Analyte** Phentermine **Internal Standard** Phentermine-D5

Phentermine - 8 Levels, 8 Levels Used, 8 Points, 8 Points Used, 4 QCs

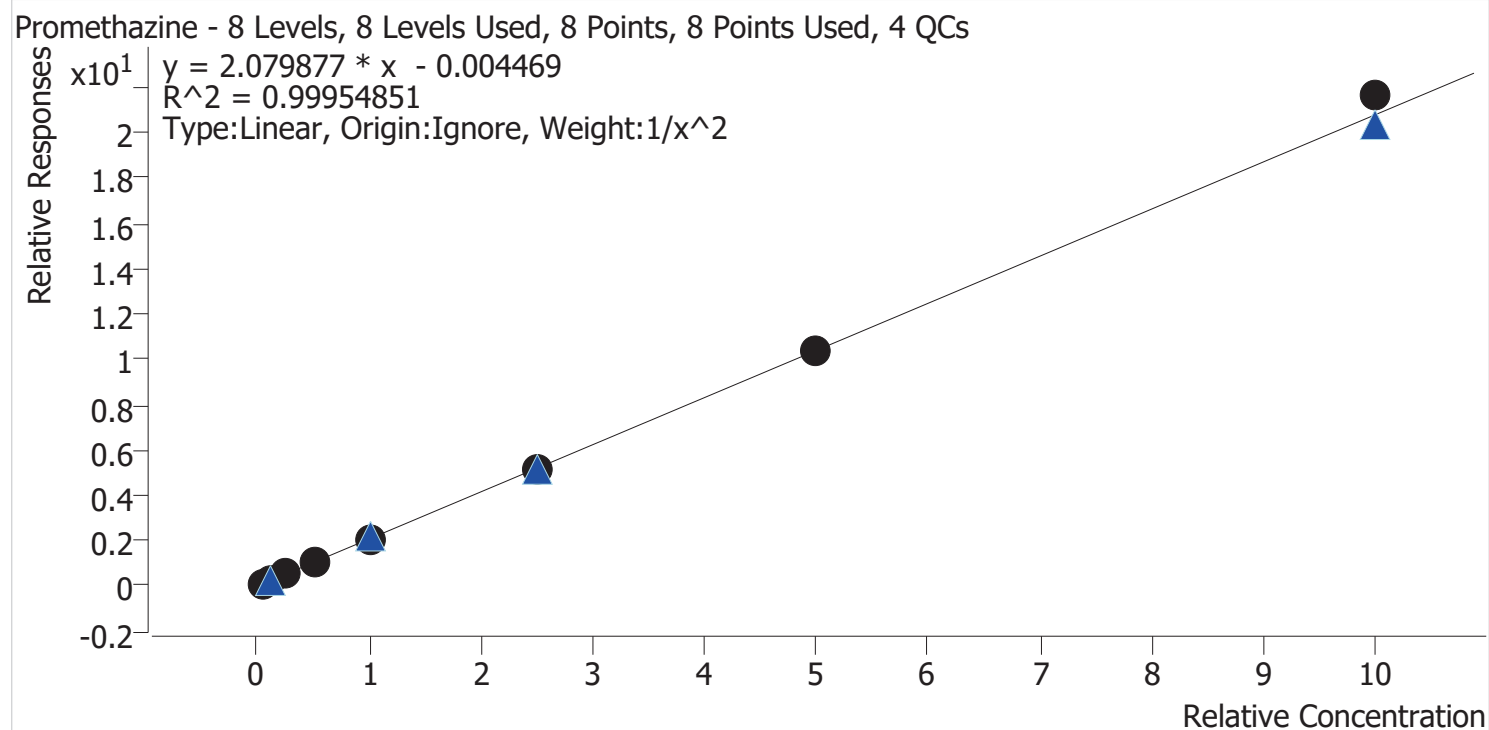


Sample	Level	Enabled	Expected Concentration	Final Concentration	Accuracy
cal 1 mdq	1	✓	5.0	5.0	99.3
cal 2 mdq	2	✓	10.0	10.4	103.9
cal 3 mdq	3	✓	25.0	23.7	94.9
cal 4 mdq	4	✓	50.0	49.5	99.1
cal 5 mdq	5	✓	100.0	96.7	96.7
cal 6 mdq	6	✓	250.0	249.0	99.6
cal 7 mdq	7	✓	500.0	512.9	102.6
cal 8 mdq	8	✓	1000.0	1039.7	104.0

# Compound Calibration Report



**Batch results** D:\MassHunter\Data\2020 Data\am 27-28 100720\QuantResults\mdq.batch.bin  
**Last Cal. Update** 10/8/2020 11:08 AM  
**Analyst Name** ISP\datastor  
**Analyte** Promethazine **Internal Standard** Promethazine-D3



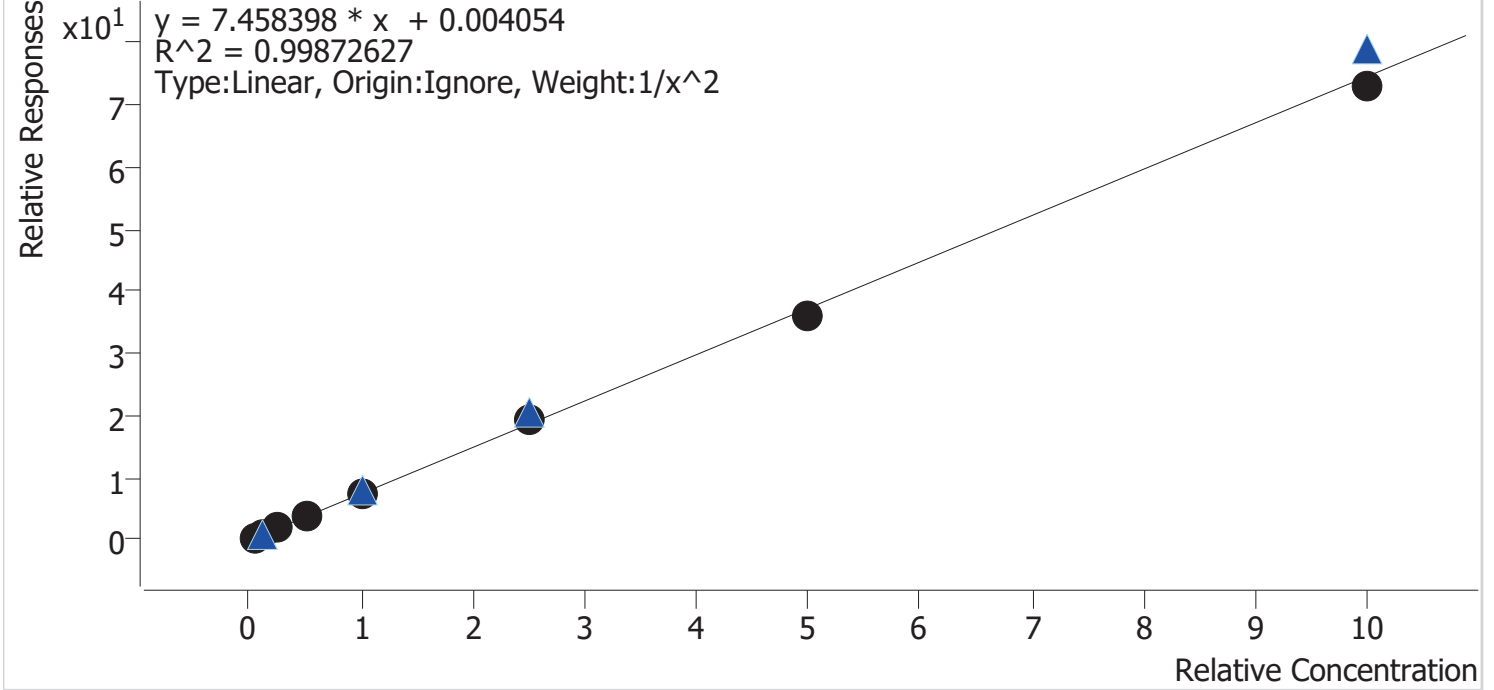
Sample	Level	Enabled	Expected Concentration	Final Concentration	Accuracy
cal 1 mdq	1	✓	5.0	5.0	100.8
cal 2 mdq	2	✓	10.0	9.9	99.1
cal 3 mdq	3	✓	25.0	24.6	98.5
cal 4 mdq	4	✓	50.0	49.7	99.3
cal 5 mdq	5	✓	100.0	98.6	98.6
cal 6 mdq	6	✓	250.0	251.1	100.4
cal 7 mdq	7	✓	500.0	495.5	99.1
cal 8 mdq	8	✓	1000.0	1040.7	104.1

# Compound Calibration Report



**Batch results** D:\MassHunter\Data\2020 Data\lam 27-28 100720\QuantResults\mdq.batch.bin  
**Last Cal. Update** 10/8/2020 11:08 AM  
**Analyst Name** ISP\datastor  
**Analyte** Quetiapine **Internal Standard** Quetiapine-D8

Quetiapine - 8 Levels, 8 Levels Used, 8 Points, 8 Points Used, 4 QCs



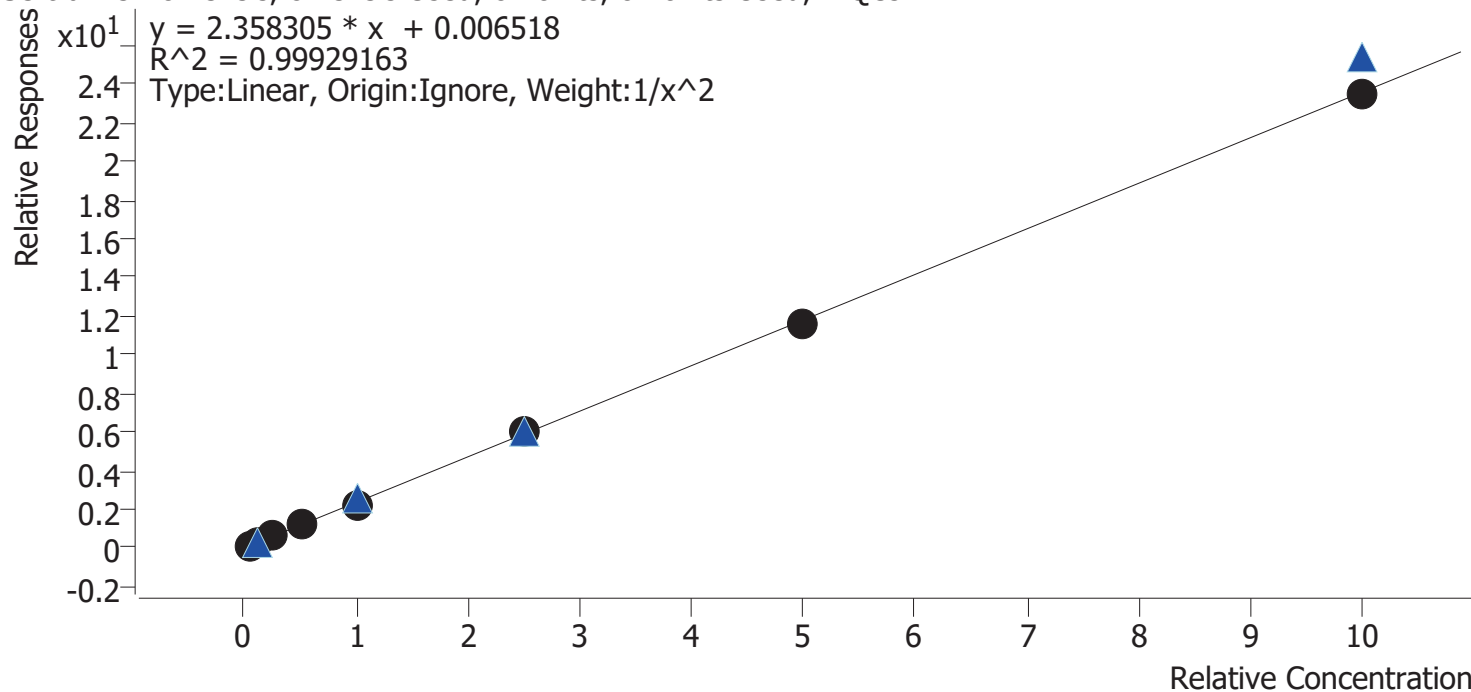
Sample	Level	Enabled	Expected Concentration	Final Concentration	Accuracy
cal 1 mdq	1	✓	5.0	5.1	101.6
cal 2 mdq	2	✓	10.0	9.5	95.4
cal 3 mdq	3	✓	25.0	25.7	102.7
cal 4 mdq	4	✓	50.0	50.0	100.0
cal 5 mdq	5	✓	100.0	102.9	102.9
cal 6 mdq	6	✓	250.0	258.0	103.2
cal 7 mdq	7	✓	500.0	481.6	96.3
cal 8 mdq	8	✓	1000.0	979.1	97.9

# Compound Calibration Report



**Batch results** D:\MassHunter\Data\2020 Data\am 27-28 100720\QuantResults\mdq.batch.bin  
**Last Cal. Update** 10/8/2020 11:08 AM  
**Analyst Name** ISP\datastor  
**Analyte** Sertraline **Internal Standard** Sertraline-D3

Sertraline - 8 Levels, 8 Levels Used, 8 Points, 8 Points Used, 4 QCs



Sample	Level	Enabled	Expected Concentration	Final Concentration	Accuracy
cal 1 mdq	1	✓	5.0	4.9	98.8
cal 2 mdq	2	✓	10.0	10.3	102.5
cal 3 mdq	3	✓	25.0	25.0	99.9
cal 4 mdq	4	✓	50.0	50.8	101.7
cal 5 mdq	5	✓	100.0	95.8	95.8
cal 6 mdq	6	✓	250.0	257.0	102.8
cal 7 mdq	7	✓	500.0	495.2	99.0
cal 8 mdq	8	✓	1000.0	995.4	99.5

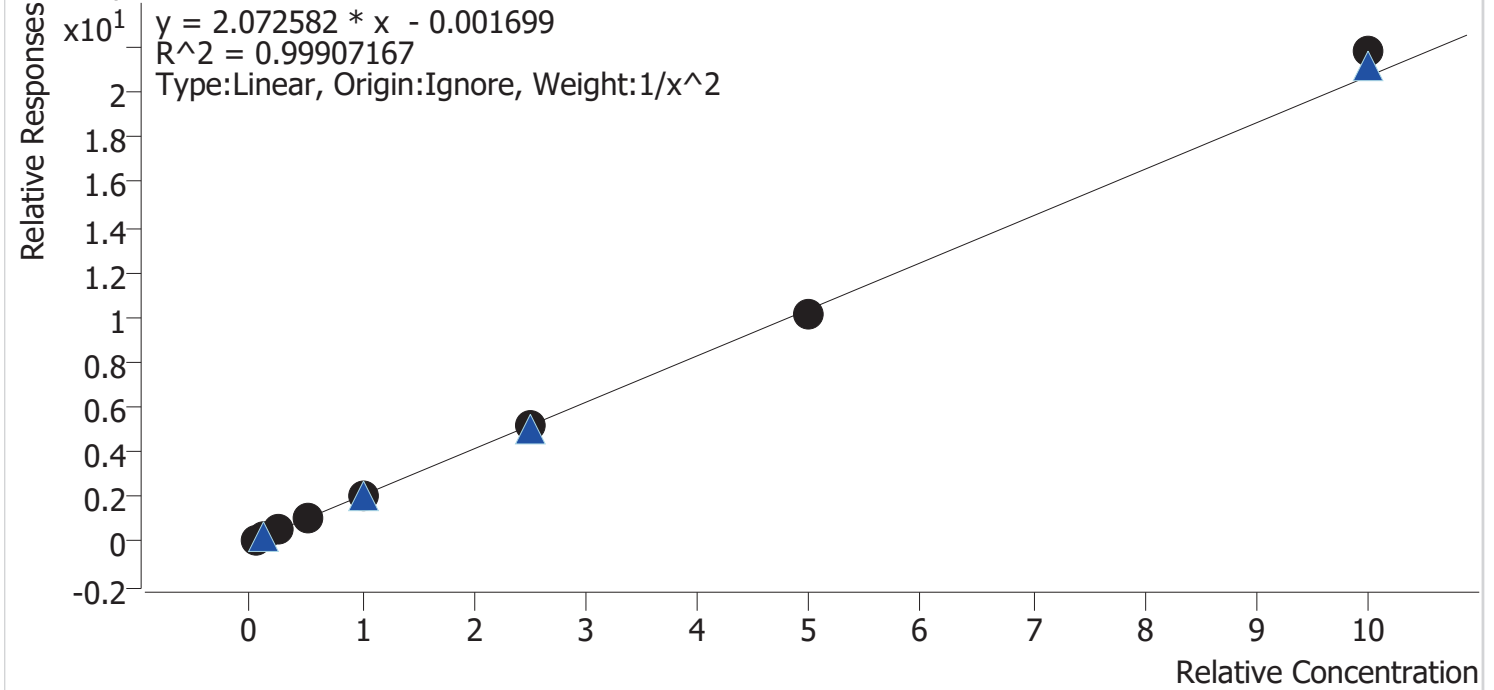


# Compound Calibration Report



**Batch results** D:\MassHunter\Data\2020 Data\am 27-28 100720\QuantResults\mdq.batch.bin  
**Last Cal. Update** 10/8/2020 11:08 AM  
**Analyst Name** ISP\datastor  
**Analyte** Temazepam **Internal Standard** Temazepam-D5

Temazepam - 8 Levels, 8 Levels Used, 8 Points, 8 Points Used, 4 QCs

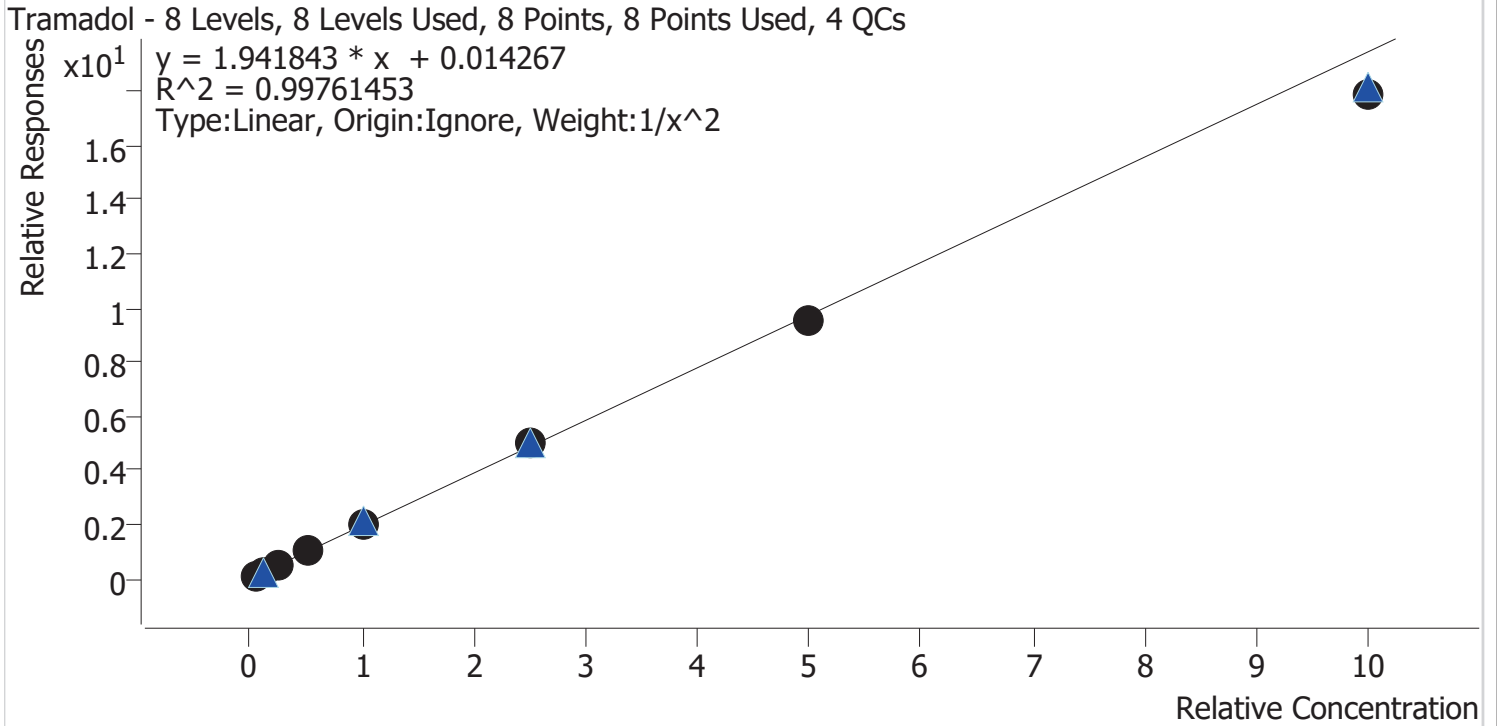


Sample	Level	Enabled	Expected Concentration	Final Concentration	Accuracy
cal 1 mdq	1	✓	5.0	5.0	99.9
cal 2 mdq	2	✓	10.0	10.1	101.1
cal 3 mdq	3	✓	25.0	24.4	97.5
cal 4 mdq	4	✓	50.0	50.8	101.6
cal 5 mdq	5	✓	100.0	97.9	97.9
cal 6 mdq	6	✓	250.0	247.5	99.0
cal 7 mdq	7	✓	500.0	488.3	97.7
cal 8 mdq	8	✓	1000.0	1052.9	105.3

# Compound Calibration Report



<b>Batch results</b>	D:\MassHunter\Data\2020 Data\lam 27-28 100720\QuantResults\mdq.batch.bin		
<b>Last Cal. Update</b>	10/8/2020 11:08 AM		
<b>Analyst Name</b>	ISP\datastor		
<b>Analyte</b>	Tramadol	<b>Internal Standard</b>	Tramadol-13C-D3



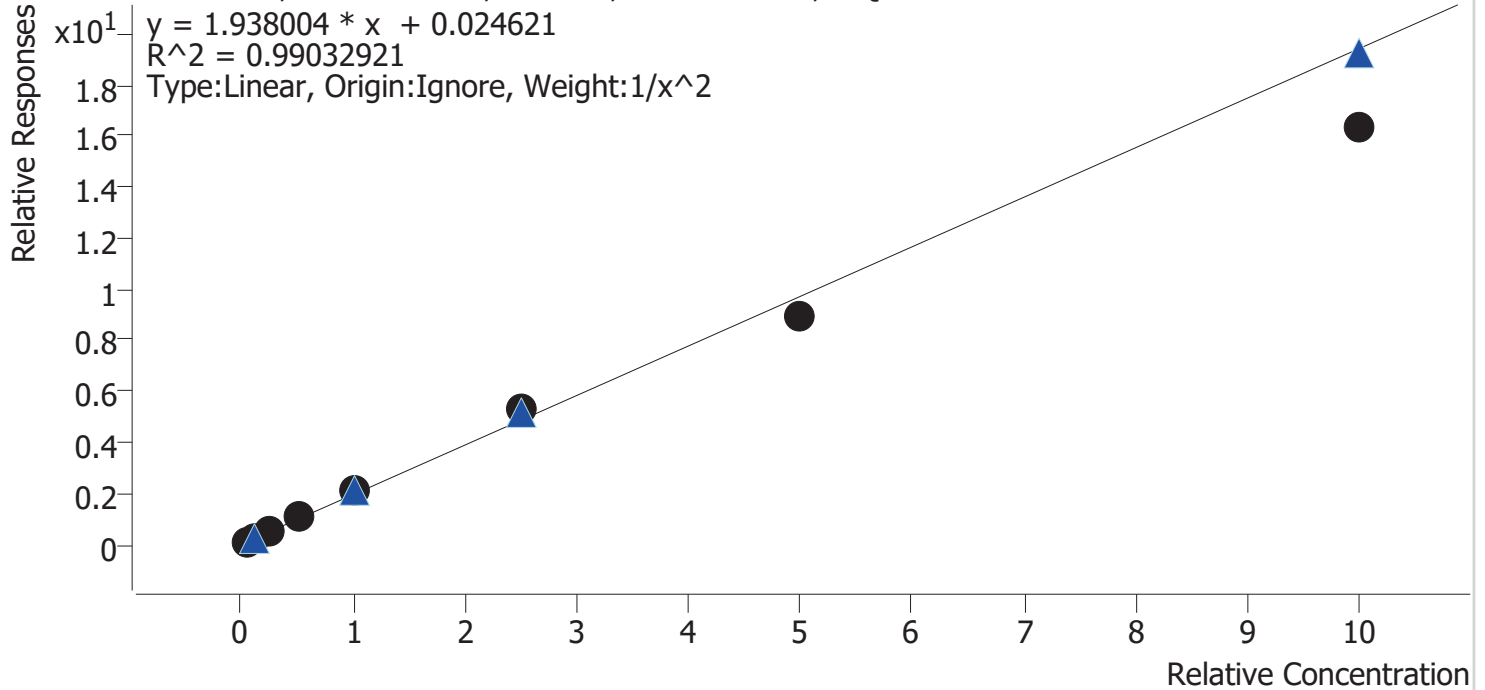
Sample	Level	Enabled	Expected Concentration	Final Concentration	Accuracy
cal 1 mdq	1	✓	5.0	5.0	99.3
cal 2 mdq	2	✓	10.0	9.9	99.0
cal 3 mdq	3	✓	25.0	25.7	103.0
cal 4 mdq	4	✓	50.0	53.1	106.2
cal 5 mdq	5	✓	100.0	101.2	101.2
cal 6 mdq	6	✓	250.0	254.9	102.0
cal 7 mdq	7	✓	500.0	487.9	97.6
cal 8 mdq	8	✓	1000.0	918.6	91.9

# Compound Calibration Report



**Batch results** D:\MassHunter\Data\2020 Data\lam 27-28 100720\QuantResults\mdq.batch.bin  
**Last Cal. Update** 10/8/2020 11:08 AM  
**Analyst Name** ISP\datastor  
**Analyte** Trazodone **Internal Standard** Trazodone-D6

Trazodone - 8 Levels, 8 Levels Used, 8 Points, 8 Points Used, 4 QCs

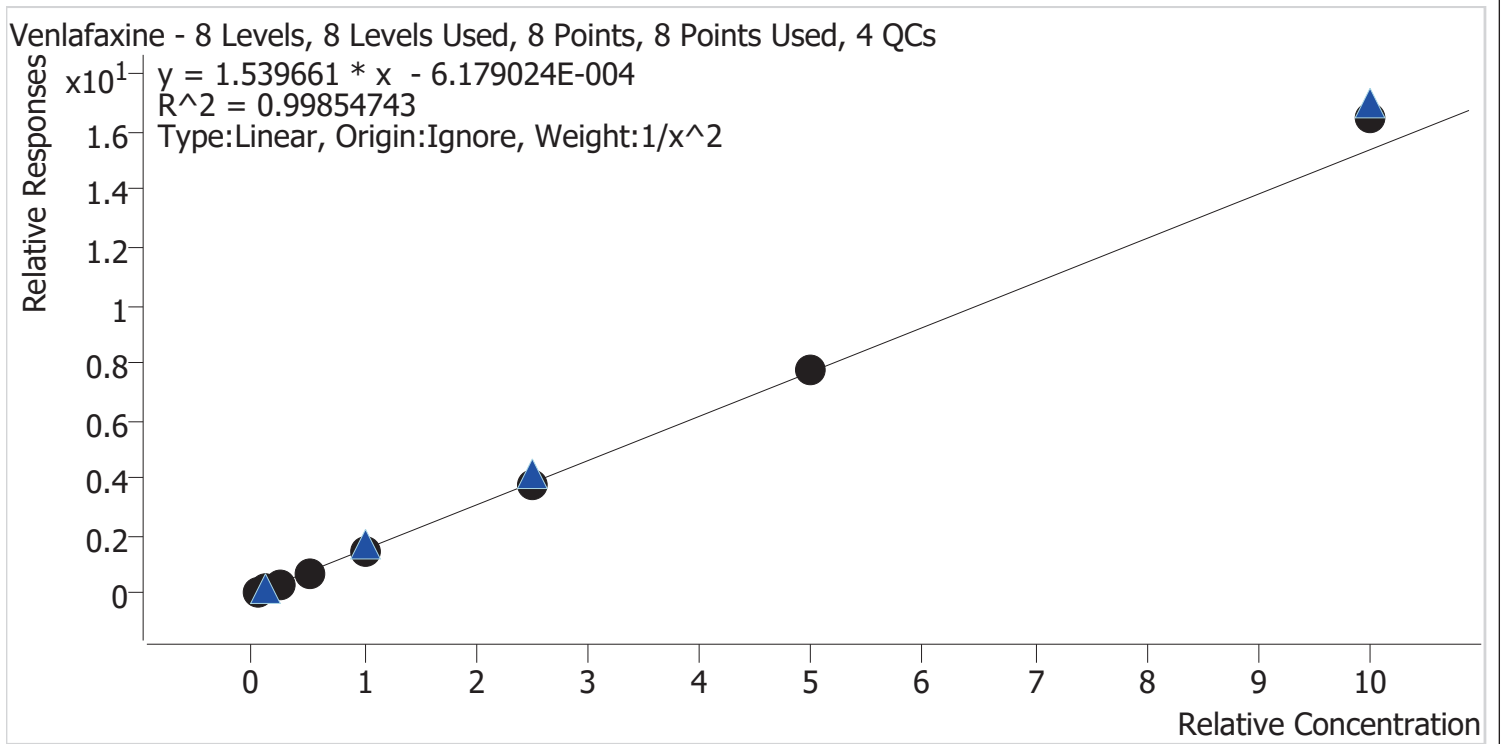


Sample	Level	Enabled	Expected Concentration	Final Concentration	Accuracy
cal 1 mdq	1	✓	5.0	4.9	98.6
cal 2 mdq	2	✓	10.0	10.0	99.9
cal 3 mdq	3	✓	25.0	25.4	101.5
cal 4 mdq	4	✓	50.0	54.1	108.2
cal 5 mdq	5	✓	100.0	106.7	106.7
cal 6 mdq	6	✓	250.0	272.4	109.0
cal 7 mdq	7	✓	500.0	462.2	92.4
cal 8 mdq	8	✓	1000.0	838.2	83.8

# Compound Calibration Report



**Batch results** D:\MassHunter\Data\2020 Data\am 27-28 100720\QuantResults\mdq.batch.bin  
**Last Cal. Update** 10/8/2020 11:08 AM  
**Analyst Name** ISP\datastor  
**Analyte** Venlafaxine **Internal Standard** Venlafaxine-D6

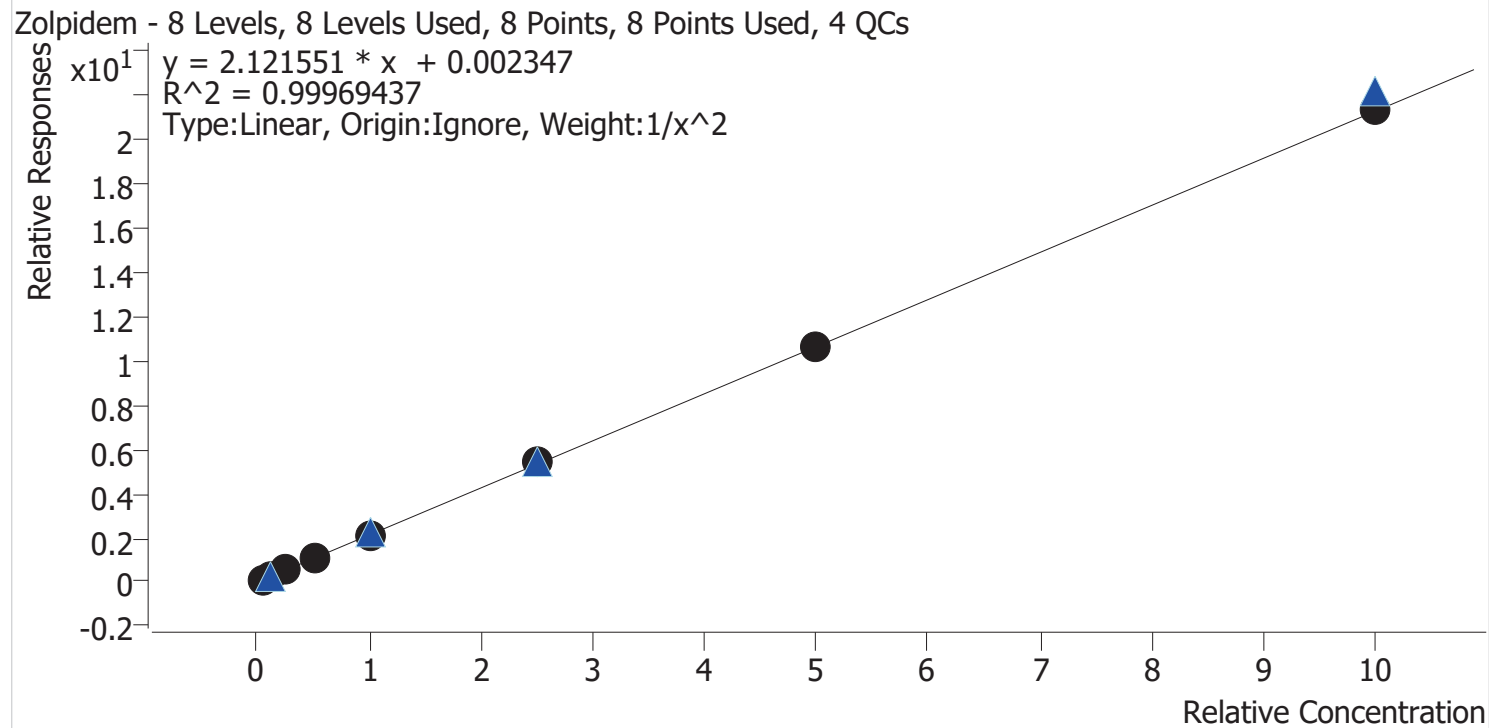


Sample	Level	Enabled	Expected Concentration	Final Concentration	Accuracy
cal 1 mdq	1	✓	5.0	5.1	101.1
cal 2 mdq	2	✓	10.0	10.0	99.8
cal 3 mdq	3	✓	25.0	24.3	97.1
cal 4 mdq	4	✓	50.0	48.1	96.3
cal 5 mdq	5	✓	100.0	97.7	97.7
cal 6 mdq	6	✓	250.0	249.6	99.9
cal 7 mdq	7	✓	500.0	506.7	101.3
cal 8 mdq	8	✓	1000.0	1067.8	106.8

# Compound Calibration Report



**Batch results** D:\MassHunter\Data\2020 Data\am 27-28 100720\QuantResults\mdq.batch.bin  
**Last Cal. Update** 10/8/2020 11:08 AM  
**Analyst Name** ISP\datastor  
**Analyte** Zolpidem **Internal Standard** Zolpidem-D6



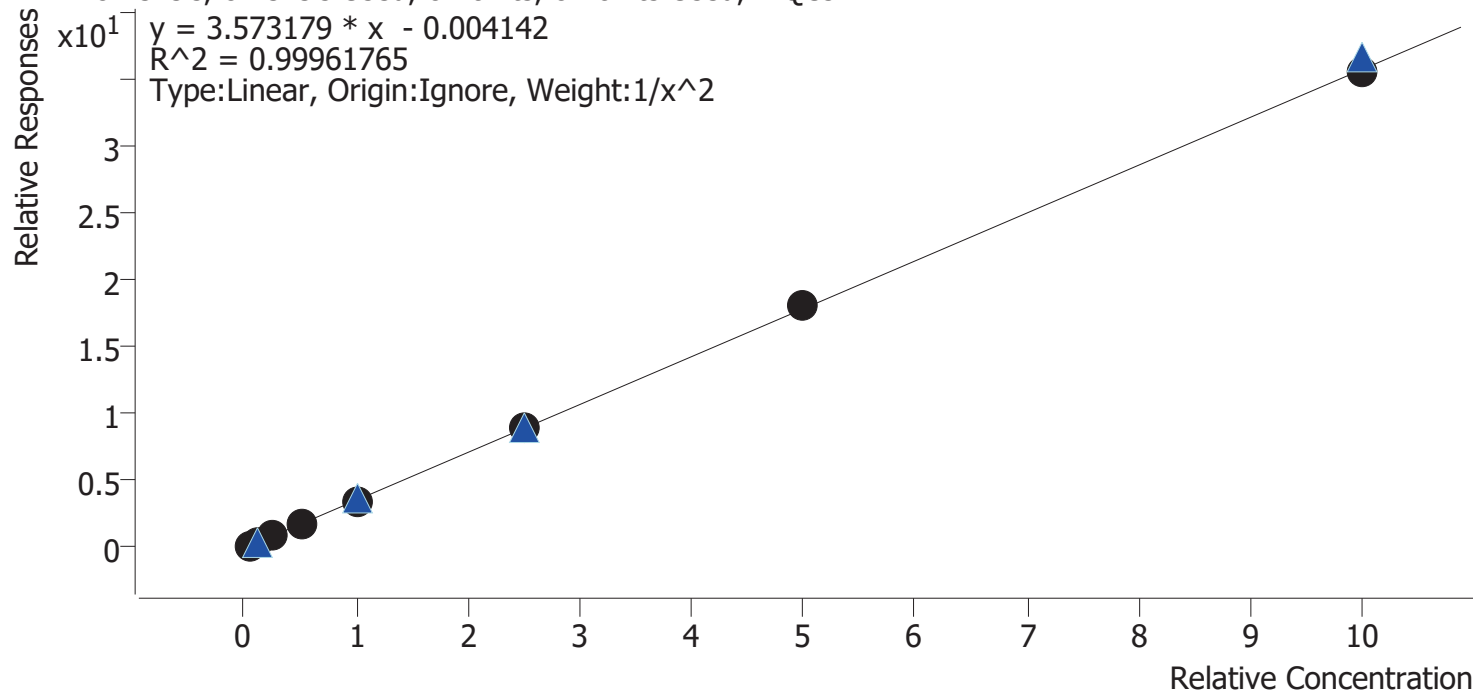
Sample	Level	Enabled	Expected Concentration	Final Concentration	Accuracy
cal 1 mdq	1	✓	5.0	5.0	100.3
cal 2 mdq	2	✓	10.0	10.0	100.2
cal 3 mdq	3	✓	25.0	24.3	97.4
cal 4 mdq	4	✓	50.0	50.9	101.8
cal 5 mdq	5	✓	100.0	98.1	98.1
cal 6 mdq	6	✓	250.0	253.0	101.2
cal 7 mdq	7	✓	500.0	502.6	100.5
cal 8 mdq	8	✓	1000.0	1005.3	100.5

# Compound Calibration Report



**Batch results** D:\MassHunter\Data\2020 Data\am 27-28 100720\QuantResults\mdq.batch.bin  
**Last Cal. Update** 10/8/2020 11:08 AM  
**Analyst Name** ISP\datastor  
**Analyte** MDA **Internal Standard** MDA-D5

MDA - 8 Levels, 8 Levels Used, 8 Points, 8 Points Used, 4 QCs



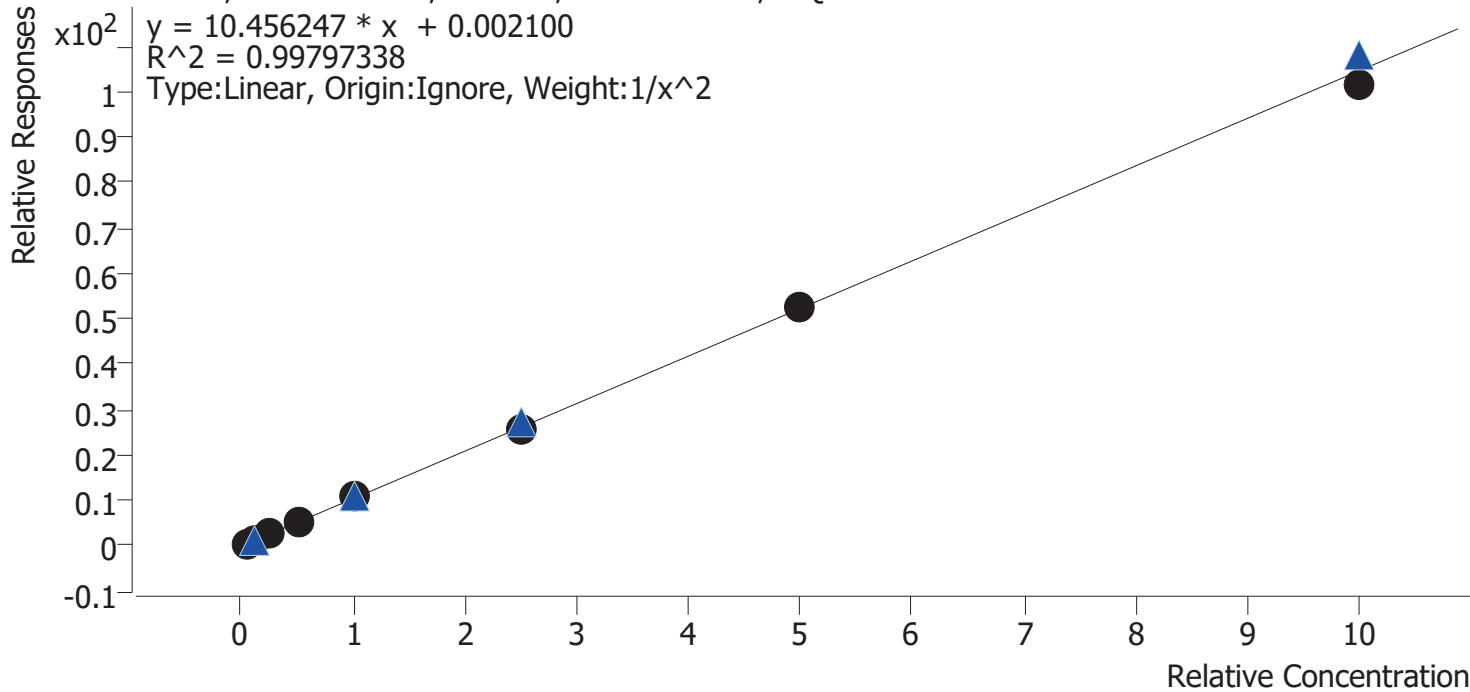
Sample	Level	Enabled	Expected Concentration	Final Concentration	Accuracy
cal 1 mdq	1	✓	5.0	5.1	101.4
cal 2 mdq	2	✓	10.0	9.7	97.1
cal 3 mdq	3	✓	25.0	24.9	99.7
cal 4 mdq	4	✓	50.0	51.0	102.0
cal 5 mdq	5	✓	100.0	98.3	98.3
cal 6 mdq	6	✓	250.0	250.5	100.2
cal 7 mdq	7	✓	500.0	507.4	101.5
cal 8 mdq	8	✓	1000.0	998.1	99.8

# Compound Calibration Report



**Batch results**      D:\MassHunter\Data\2020 Data\am 27-28 100720\QuantResults\mdq.batch.bin  
**Last Cal. Update**      10/8/2020 11:08 AM  
**Analyst Name**      ISP\datastor  
**Analyte**      MDMA      **Internal Standard**      MDMA-D6

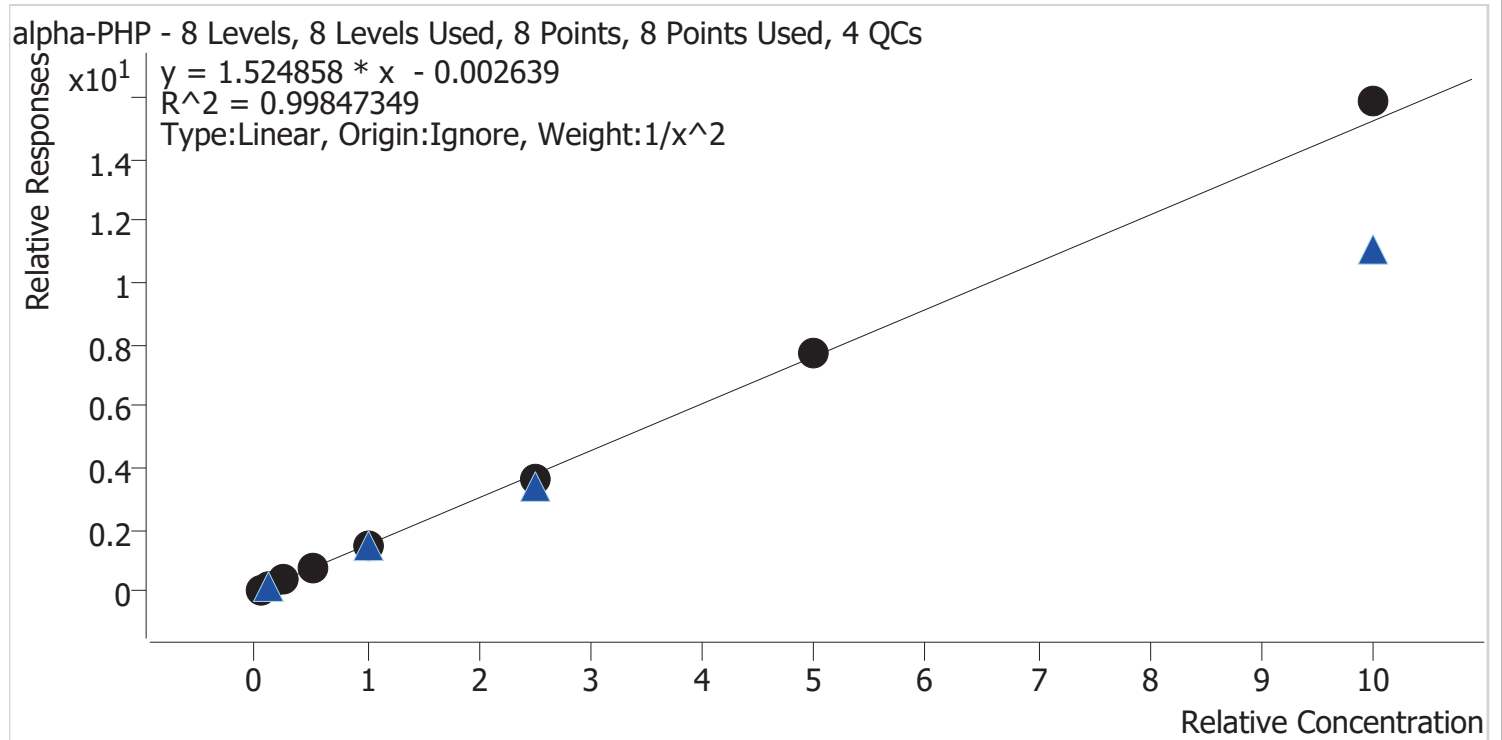
MDMA - 8 Levels, 8 Levels Used, 8 Points, 8 Points Used, 4 QCs



Sample	Level	Enabled	Expected Concentration	Final Concentration	Accuracy
cal 1 mdq	1	✓	5.0	5.2	103.1
cal 2 mdq	2	✓	10.0	9.3	92.9
cal 3 mdq	3	✓	25.0	24.8	99.0
cal 4 mdq	4	✓	50.0	52.7	105.4
cal 5 mdq	5	✓	100.0	102.5	102.5
cal 6 mdq	6	✓	250.0	248.2	99.3
cal 7 mdq	7	✓	500.0	504.3	100.9
cal 8 mdq	8	✓	1000.0	969.1	96.9

# Compound Calibration Report

**Batch results** D:\MassHunter\Data\2020 Data\am 27-28 100720\QuantResults\mdq.batch.bin  
**Last Cal. Update** 10/8/2020 11:08 AM  
**Analyst Name** ISP\datastor  
**Analyte** alpha-PHP    **Internal Standard**    alpha-PVP-d8



Sample	Level	Enabled	Expected Concentration	Final Concentration	Accuracy
cal 1 mdq	1	✓	5.0	5.0	99.6
cal 2 mdq	2	✓	10.0	10.2	101.9
cal 3 mdq	3	✓	25.0	24.1	96.5
cal 4 mdq	4	✓	50.0	51.9	103.7
cal 5 mdq	5	✓	100.0	95.2	95.2
cal 6 mdq	6	✓	250.0	242.8	97.1
cal 7 mdq	7	✓	500.0	508.8	101.8
cal 8 mdq	8	✓	1000.0	1040.9	104.1

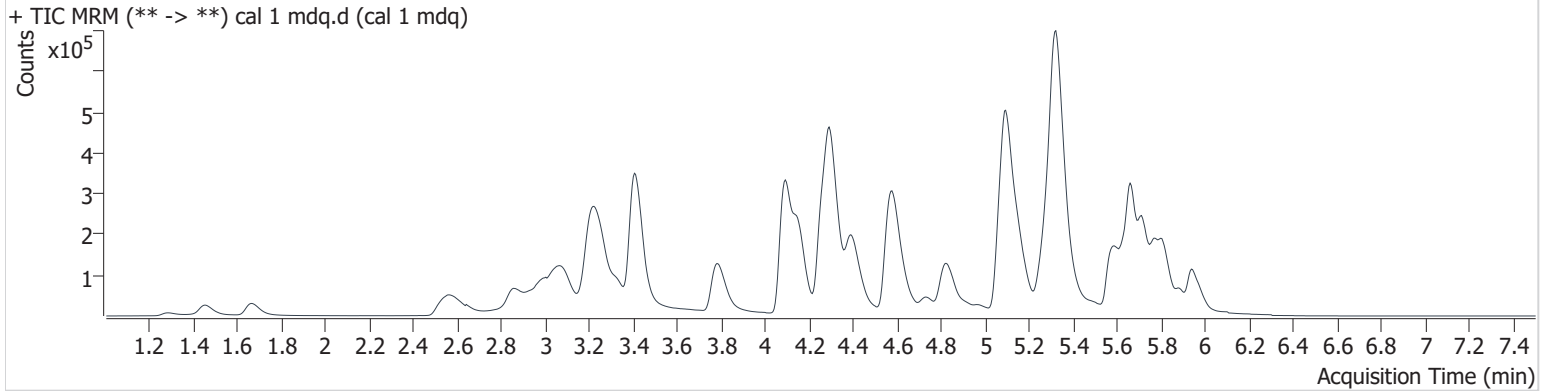


# AM #28 Multi-Drug Quant. Results

**Batch results** D:\MassHunter\Data\2020 Data\am 27-28 100720\QuantResults\mdq.batch.bin  
**Calibration Last Update** 10/8/2020 11:08:36 AM

**Instrument** 69679 **Data File** cal 1 mdq.d  
**Type** Cal **Sample** cal 1 mdq  
**Acq. Method** MDQP1 5-27-20.m **Operator** Anne Nord  
**Sample Position** P2-A1 **Comment**  
**Injection Volume** 2  
**Acq. Date-Time** 10/7/2020 11:12:57 AM  
**Sample Info.**

## Sample Chromatogram



Name	RT	Resp.	S/N	Ratio	S/N	ISTD Resp.	Final Conc.
6-MAM	3.182	1364	1405.3	85.1	829.5	61422	0.502 ng/ml
7-aminoclonazepam	4.313	18719	1038.0	94.0	85.1	142698	5.159 ng/ml
a-hydroxyalprazolam	5.713	2841	44.5	58.5	1188.0	25546	5.302 ng/ml
alpha-PHP	4.975	43246	8863.4	39.6	502.7	589793	4.982 ng/ml
alpha-PVP	4.402	69621	791.0	50.7	1123.6	589793	5.001 ng/ml
Alprazolam	5.776	32087	334.6	112.0	32877.9	241086	5.141 ng/ml
Amphetamine	3.089	120417	590.9	47.4	86.8	367427	4.998 ng/ml
Benzoylcegonine	3.910	1287	34.5	6.2	8.2 <b>Low</b>	8064	5.351 ng/ml
Buprenorphine	6.052	645	244.0	15.6	31.1	48217	0.503 ng/ml
Bupropion	4.842	72323	4172.9	66.9	1237.3	456161	5.072 ng/ml
Carisoprodol	5.726	25202	23313.2	73.0	30.8	253868	5.014 ng/ml
Citalopram	5.256	49896	53.9	37.0	148.2	408547	5.141 ng/ml
Clonazepam	5.625	7543	11085.4	35.0	1018.9	25426	4.848 ng/ml
Cocaine	4.302	61021	546.5	47.5	17544.4	911041	5.013 ng/ml
Codeine	2.634	7444	901.9	117.4	5982.6	78900	5.037 ng/ml
Cyclobenzaprine	5.643	39752	1777.6	7.5	26.0	236752	5.086 ng/ml
Dextromethorphan	5.305	31966	174.4	78.5	21851.2	324541	4.967 ng/ml
Dextrorphan	4.156	22347	20769.7	212.5	336.5	536985	5.119 ng/ml
Diazepam	5.947	28871	414.8	89.6	3212.4	274168	5.044 ng/ml
Dihydrocodeine	2.582	21778	311.0	60.2	1316.9	226407	5.014 ng/ml
Diphenhydramine	5.331	147325	1864.7	29.5	1653.3	1610909	5.015 ng/ml
Doxylamine	4.589	163167	2969.7	95.7	1813.7	1257083	5.060 ng/ml
EDDP	5.289	23151	379.9	240.9	48810.0	540901	5.023 ng/ml
Fentanyl	5.162	3337	25.2	74.6	1539.1	333429	0.568 ng/ml
Fluoxetine	5.714	35249	2702.1	7.9	4239.9	248229	4.642 ng/ml
Hydrocodone	3.076	20895	56.6	39.5	177.2	251649	4.901 ng/ml
Hydromorphone	1.672	16819	42.6	68.0	233.8	105968	4.982 ng/ml
Ketamine	4.112	54287	580.6	37.9	32.6	467248	4.911 ng/ml
Lamotrigine	4.350	5218	116.8	92.3	268.3	1238375	4.693 ng/ml
Lorazepam	5.749	4740	83.2	45.9	6.7 <b>Low</b>	55633	5.178 ng/ml
MDA	3.246	68459	438.2	25.4	274.7	386771	5.070 ng/ml
MDMA	3.333	52064	247.8	91.8	901.3	96221	5.155 ng/ml
Meprobamate	4.940	8179	5949.0	29.6	78.0	56402	4.989 ng/ml



# AM #28 Multi-Drug Quant. Results

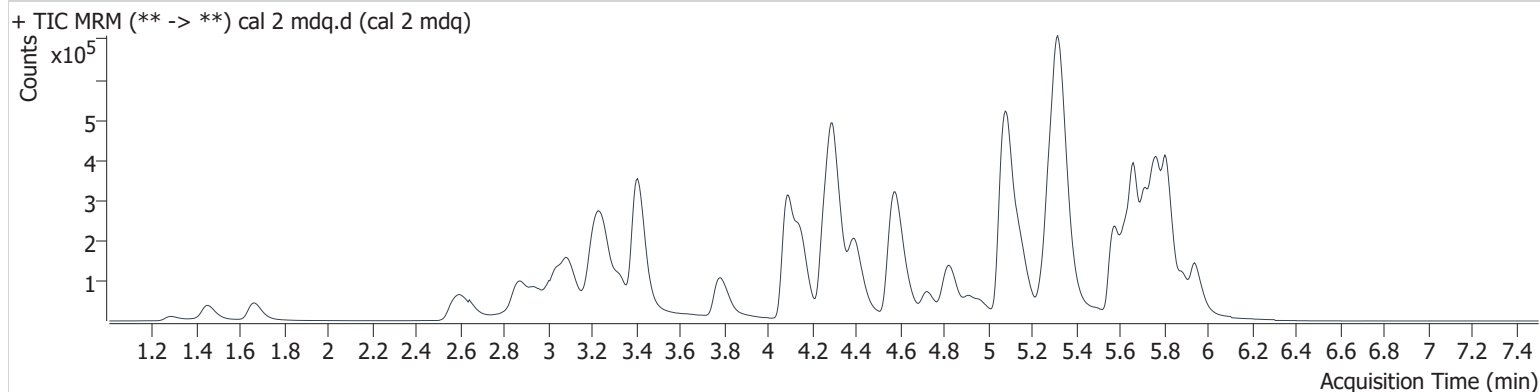
Name	RT	Resp.	S/N	Ratio	S/N	ISTD Resp.	Final Conc.
Methadone	5.667	67306	763.7	55.7	844.0	669422	5.034 ng/ml
Methamphetamine	3.267	118034	267.7	45.3	342.5	836773	4.864 ng/ml
Metoprolol	4.354	16250	1683.2	95.0	183.2	1238375	5.013 ng/ml
Mirtazapine	4.733	95416	2152.1	49.5	3046.9	669422	5.239 ng/ml
Mitragynine	5.307	8925	13360.4	29.7	713.8	324541	4.959 ng/ml
Morphine	1.291	3279	1931.6	21.2	64.8	8912	4.964 ng/ml
Norbuprenorphine	5.032	299	836.3	84.0	399.9	13787	0.605 ng/ml
Nordiazepam	5.891	16612	17228.9	60.8	5051.0	116109	5.059 ng/ml
Norfentanyl	4.112	1378	65.9	278.2	60.8	922342	0.504 ng/ml
Norhydrocodone	3.107	1554	203.9	23.4	10.4	86486	5.381 ng/ml
Noroxycodone	2.959	14770	176.8	34.6	79.3	98327	4.977 ng/ml
O-desmethyl-tramadol	3.409	111956	12337.4	6.8	154.1	1289096	5.056 ng/ml
Oxazepam	5.761	4952	49.6	51.6 <b>Low</b>	0.9 <b>Low</b>	55633	4.777 ng/ml
Oxycodone	2.891	37757	399.5	29.5	794.5	324883	4.982 ng/ml
Oxymorphone	1.454	15232	89.7	44.7	22.9	115033	4.985 ng/ml
Phentermine	3.816	18477	36.1	11.8	∞	542815	4.965 ng/ml
Promethazine	5.575	46765	30603.8	37.5	444.6	465769	5.042 ng/ml
Quetiapine	5.634	86043	1210.0	58.0	30967.9	224686	5.080 ng/ml
Sertraline	5.786	17021	586.7	100.0	15786.6	138393	4.939 ng/ml
Temazepam	5.818	31479	562.5	31.5	19.7	309146	4.995 ng/ml
Tramadol	4.273	128931	1550.7	3.4	69.3	1165146	4.964 ng/ml
Trazodone	5.385	66865	640.0	68.5	714.7	556442	4.930 ng/ml
Venlafaxine	5.071	80772	475.5	40.1	253.3	1045886	5.056 ng/ml
Zolpidem	5.117	134711	2432.0	31.4	1510.0	1238375	5.017 ng/ml

# AM #28 Multi-Drug Quant. Results

**Batch results** D:\MassHunter\Data\2020 Data\am 27-28 100720\QuantResults\mdq.batch.bin  
**Calibration Last Update** 10/8/2020 11:08:36 AM

**Instrument** 69679 **Data File** cal 2 mdq.d  
**Type** Cal **Sample** cal 2 mdq  
**Acq. Method** MDQP1 5-27-20.m **Operator** Anne Nord  
**Sample Position** P2-B1 **Comment**  
**Injection Volume** 2  
**Acq. Date-Time** 10/7/2020 11:23:47 AM  
**Sample Info.**

## Sample Chromatogram



Name	RT	Resp.	S/N	Ratio	S/N	ISTD Resp.	Final Conc.
6-MAM	3.171	2625	988.7	71.3	202.1	58880	1.006 ng/ml
7-aminoclonazepam	4.308	48139	1428.0	99.6	269.4	193924	9.640 ng/ml
a-hydroxyalprazolam	5.702	11072	3525.3	64.3	6899.6	62192	8.870 ng/ml
alpha-PHP	4.975	79816	4126.5	37.9	313.5	522576	10.189 ng/ml
alpha-PVP	4.402	126612	398.1	50.7	727.0	522576	10.089 ng/ml
Alprazolam	5.776	66006	1376.3	119.2	1028.4	251198	9.659 ng/ml
Amphetamine	3.100	211669	970.2	48.8	494.2	332303	9.931 ng/ml
Benzoylcegonine	3.920	2872	70.7	6.2	82.5	10235	9.026 ng/ml
Buprenorphine	5.980	1409	53.5	17.4	86.1	53007	1.007 ng/ml
Bupropion	4.837	123062	1047.4	64.5	543.6	404938	9.768 ng/ml
Carisoprodol	5.726	54358	951.5	69.3	295.1	273840	9.993 ng/ml
Citalopram	5.256	85318	919.6	40.8	37002.2	384410	9.585 ng/ml
Clonazepam	5.625	71482	756.2	30.5	5567.0	112234	10.430 ng/ml
Cocaine	4.296	111426	2171.8	46.9	22343.7	832699	9.965 ng/ml
Codeine	2.639	15099	806.4	110.4	305.5	78775	10.090 ng/ml
Cyclobenzaprine	5.643	89457	87539.9	7.7	448.0	284146	9.738 ng/ml
Dextromethorphan	5.300	64123	1462.5	76.0	19056.5	315040	10.231 ng/ml
Dextrorphan	4.156	36656	32409.7	223.7	66145.0	480157	9.580 ng/ml
Diazepam	5.947	53735	699.4	88.6	861.1	261994	9.901 ng/ml
Dihydrocodeine	2.607	42027	5650.5	57.8	3295.6	224898	9.915 ng/ml
Diphenhydramine	5.326	262039	5381.8	30.2	599.5	1422344	10.016 ng/ml
Doxylamine	4.584	283915	21202.6	95.0	17604.6	1111431	9.901 ng/ml
EDDP	5.284	44608	9729.4	226.3	5882.5	509422	10.108 ng/ml
Fentanyl	5.162	7810	76.7	79.6	1151.4	415792	0.992 ng/ml
Fluoxetine	5.714	92696	88932.6	6.6	7363.7	332112	9.796 ng/ml
Hydrocodone	3.076	50700	503.0	35.4	244.8	292580	10.209 ng/ml
Hydromorphone	1.667	40560	1753.8	70.2	738.9	123338	10.042 ng/ml
Ketamine	4.106	96831	2131.6	37.6	187.3	408527	10.291 ng/ml
Lamotrigine	4.345	9268	238.3	83.8	2654.2	1128738	11.026 ng/ml
Lorazepam	5.749	59942	776.2	48.7	118.9	484574	8.892 ng/ml
MDA	3.246	152627	2460.5	24.7	189.1	445437	9.705 ng/ml
MDMA	3.333	91930	887.4	96.3	127.6	94421	9.291 ng/ml
Meprobamate	4.935	41101	3170.1	28.3	44.8	153709	9.779 ng/ml



# AM #28 Multi-Drug Quant. Results

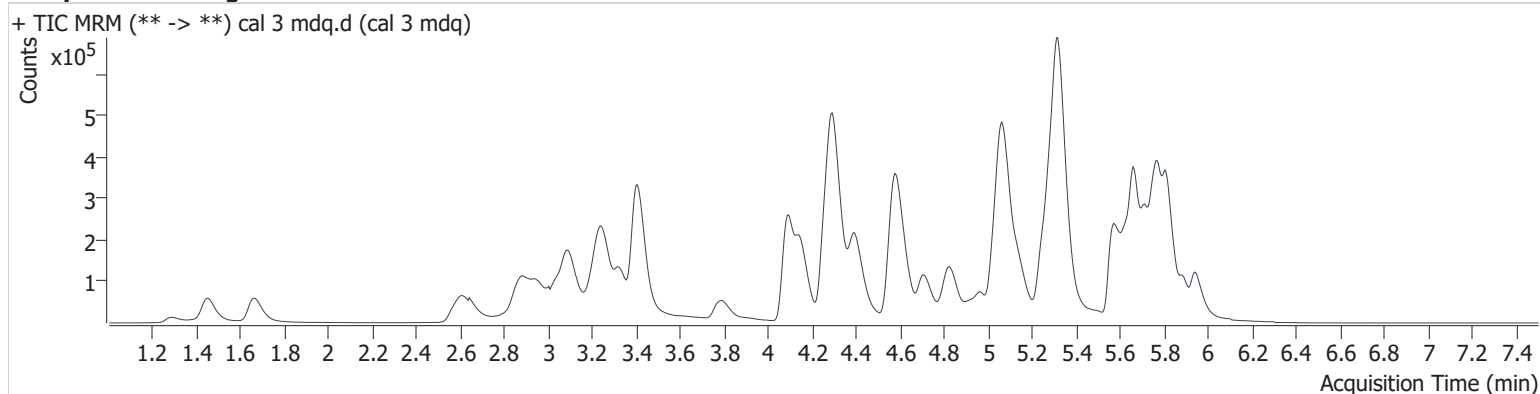
Name	RT	Resp.	S/N	Ratio	S/N	ISTD Resp.	Final Conc.
Methadone	5.667	143227	3035.8	53.0	2523.7	694246	10.050 ng/ml
Methamphetamine	3.267	156958	∞	43.2	∞	629587	10.481 ng/ml
Metoprolol	4.349	23213	5685.0	95.5	375.3	1128738	10.282 ng/ml
Mirtazapine	4.723	173611	1381.0	47.4	3318.8	694246	9.638 ng/ml
Mitragynine	5.296	22619	4597.0	31.0	7415.7	315040	10.391 ng/ml
Morphine	1.291	7630	395.6	20.4	228.3	10186	10.263 ng/ml
Norbuprenorphine	5.012	277	∞	83.2	1293.6	10522	0.852 ng/ml
Nordiazepam	5.891	46749	34080.8	61.8	8920.3	167705	9.975 ng/ml
Norfentanyl	4.117	2281	98.3	284.5	131.6	830077	0.979 ng/ml
Norhydrocodone	3.117	2107	136.2	22.8	∞	78266	8.928 ng/ml
Noroxycodone	2.959	38175	522.5	39.9	133.7	128886	10.000 ng/ml
O-desmethyl-tramadol	3.409	209069	10519.5	6.5	1142.9	1197126	9.979 ng/ml
Oxazepam	5.756	86843	701.0	75.5	186.6	484574	9.997 ng/ml
Oxycodone	2.886	99212	1672.5	27.6	890.6	419804	10.004 ng/ml
Oxymorphone	1.454	38718	33.3	42.8	1982.2	146785	9.963 ng/ml
Phentermine	3.811	30703	62.9	9.0	43.3	426684	10.386 ng/ml
Promethazine	5.570	124614	2541.7	38.3	736.2	617702	9.914 ng/ml
Quetiapine	5.619	89133	60472.7	60.2	55763.0	124552	9.541 ng/ml
Sertraline	5.781	45313	677.7	95.7	18404.0	182530	10.250 ng/ml
Temazepam	5.818	150218	1525.8	29.9	62.6	722733	10.110 ng/ml
Tramadol	4.273	223758	1713.4	3.4	84.4	1083995	9.895 ng/ml
Trazodone	5.354	123780	2594.4	74.5	762.2	567372	9.987 ng/ml
Venlafaxine	5.066	141233	14888.0	41.1	408.3	922798	9.981 ng/ml
Zolpidem	5.096	242476	2220.3	31.8	802.2	1128738	10.015 ng/ml

# AM #28 Multi-Drug Quant. Results

**Batch results** D:\MassHunter\Data\2020 Data\am 27-28 100720\QuantResults\mdq.batch.bin  
**Calibration Last Update** 10/8/2020 11:08:36 AM

**Instrument** 69679 **Data File** cal 3 mdq.d  
**Type** Cal **Sample** cal 3 mdq  
**Acq. Method** MDQP1 5-27-20.m **Operator** Anne Nord  
**Sample Position** P2-C1 **Comment**  
**Injection Volume** 2  
**Acq. Date-Time** 10/7/2020 11:34:35 AM  
**Sample Info.**

## Sample Chromatogram



Name	RT	Resp.	S/N	Ratio	S/N	ISTD Resp.	Final Conc.
6-MAM	3.177	4470	5267.1	79.9	203.1	43031	2.343 ng/ml
7-aminoclonazepam	4.308	95740	1974.6	97.7	687.1	152950	24.100 ng/ml
a-hydroxyalprazolam	5.702	17574	231.4	63.0	3563.6	39384	23.190 ng/ml
alpha-PHP	4.970	147912	1705.4	39.2	1976.5	404881	24.131 ng/ml
alpha-PVP	4.402	237727	3675.8	49.6	915.6	404881	24.211 ng/ml
Alprazolam	5.776	112311	555.4	115.0	1397.0	171122	23.372 ng/ml
Amphetamine	3.100	291658	891.3	47.9	608.4	192115	23.986 ng/ml
Benzoylcegonine	3.915	5789	79.0	8.6	538.9	7996	22.494 ng/ml
Buprenorphine	5.902	2196	94.5	16.3	99.6	35544	2.351 ng/ml
Bupropion	4.832	197694	1236.6	65.9	1071.2	264200	24.124 ng/ml
Carisoprodol	5.726	73799	1753.6	70.5	209.3	152035	24.387 ng/ml
Citalopram	5.256	149008	177.1	39.8	54443.9	272409	24.058 ng/ml
Clonazepam	5.625	111017	3142.5	31.7	32940.6	72632	25.056 ng/ml
Cocaine	4.296	221661	607.8	44.8	2346.7	660337	24.921 ng/ml
Codeine	2.649	25198	564.6	118.0	760.9	55248	23.822 ng/ml
Cyclobenzaprine	5.637	156574	99900.7	7.7	6116.5	200417	24.506 ng/ml
Dextromethorphan	5.294	111488	95606.6	75.0	29608.4	229029	24.427 ng/ml
Dextrorphan	4.151	65582	56944.7	217.2	66132.6	338027	24.700 ng/ml
Diazepam	5.947	84974	961.1	87.9	14301.0	167508	24.607 ng/ml
Dihydrocodeine	2.607	73509	6437.2	57.5	5625.4	160669	24.543 ng/ml
Diphenhydramine	5.326	436245	13117.2	30.2	563.3	975267	24.197 ng/ml
Doxylamine	4.584	524324	4450.9	97.2	77948.2	842961	24.025 ng/ml
EDDP	5.289	86566	68895.5	227.3	727.5	410370	24.123 ng/ml
Fentanyl	5.157	15627	233.6	71.3	9159.6	322693	2.426 ng/ml
Fluoxetine	5.714	141848	353550.8	7.2	16734.3	207067	25.056 ng/ml
Hydrocodone	3.076	106498	799.4	33.5	273.7	243998	25.690 ng/ml
Hydromorphone	1.667	93121	759.4	72.3	1161.3	113698	24.621 ng/ml
Ketamine	4.101	176274	1295.8	39.5	229.8	312007	24.889 ng/ml
Lamotrigine	4.335	15684	225.1	88.6	1074.7	906643	25.423 ng/ml
Lorazepam	5.754	96232	1889.2	46.5	147.4	320582	25.918 ng/ml
MDA	3.241	263582	1388.1	23.7	1375.1	297239	24.933 ng/ml
MDMA	3.333	169529	108060.8	90.7	7352.3	65437	24.757 ng/ml
Meprobamate	4.935	63478	1132.9	30.1	749.6	94417	25.629 ng/ml



# AM #28 Multi-Drug Quant. Results

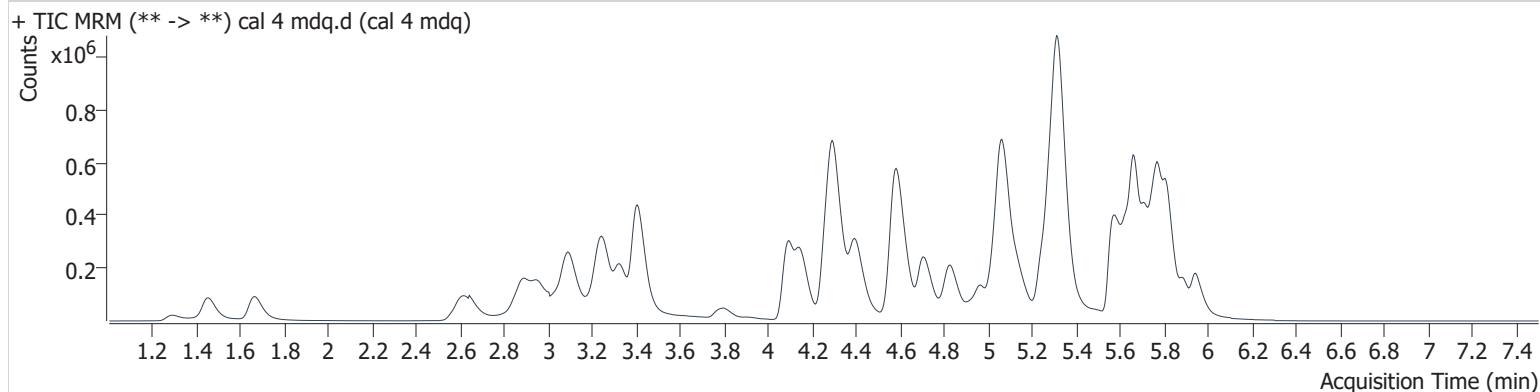
Name	RT	Resp.	S/N	Ratio	S/N	ISTD Resp.	Final Conc.
Methadone	5.667	258097	32288.3	55.7	3187.0	519087	23.848 ng/ml
Methamphetamine	3.262	142209	166.6	43.4	219.0	268903	24.989 ng/ml
Metoprolol	4.349	34747	1610.3	95.9	370.1	906643	22.854 ng/ml
Mirtazapine	4.708	292314	1283.0	46.9	2417.0	519087	22.444 ng/ml
Mitragynine	5.291	43142	1001.9	31.1	4976.9	229029	24.684 ng/ml
Morphine	1.291	13146	978.9	18.9	215.0	7747	23.439 ng/ml
Norbuprenorphine	5.027	408	1013.4	102.2	∞	6762	2.647 ng/ml
Nordiazepam	5.891	74668	77446.3	63.1	12625.4	112793	23.858 ng/ml
Norfentanyl	4.107	3973	76.9	270.8	190.3	593536	2.475 ng/ml
Norhydrocodone	3.112	3598	123.4	17.0	943.4	57572	23.029 ng/ml
Noroxycodone	2.959	89864	1268.0	38.8	458.7	122435	25.065 ng/ml
O-desmethyl-tramadol	3.404	388659	29083.7	6.5	886.9	922586	23.808 ng/ml
Oxazepam	5.756	138720	639.6	78.3	240.1	320582	24.669 ng/ml
Oxycodone	2.891	212277	639.3	28.7	397.4	346153	25.761 ng/ml
Oxymorphone	1.449	103531	1045.3	41.5	6027.9	156556	25.026 ng/ml
Phentermine	3.811	30114	41.5	10.1	35.2	182215	23.726 ng/ml
Promethazine	5.570	236667	170887.5	38.4	265.4	466076	24.629 ng/ml
Quetiapine	5.603	130646	134180.0	56.7	72523.9	68101	25.667 ng/ml
Sertraline	5.781	63900	982.1	102.2	35181.4	107346	24.965 ng/ml
Temazepam	5.818	233525	1502.5	30.6	233.7	463634	24.384 ng/ml
Tramadol	4.273	441723	648.8	3.6	83.1	859199	25.741 ng/ml
Trazodone	5.307	226003	142708.4	73.7	113437.9	437831	25.365 ng/ml
Venlafaxine	5.071	258917	26428.4	40.5	650.7	693944	24.273 ng/ml
Zolpidem	5.055	470299	3970.4	32.4	1110.1	906643	24.340 ng/ml

# AM #28 Multi-Drug Quant. Results

**Batch results** D:\MassHunter\Data\2020 Data\am 27-28 100720\QuantResults\mdq.batch.bin  
**Calibration Last Update** 10/8/2020 11:08:36 AM

**Instrument** 69679 **Data File** cal 4 mdq.d  
**Type** Cal **Sample** cal 4 mdq  
**Acq. Method** MDQP1 5-27-20.m **Operator** Anne Nord  
**Sample Position** P2-D1 **Comment**  
**Injection Volume** 2  
**Acq. Date-Time** 10/7/2020 11:45:23 AM  
**Sample Info.**

## Sample Chromatogram



Name	RT	Resp.	S/N	Ratio	S/N	ISTD Resp.	Final Conc.
6-MAM	3.177	9630	2520.9	74.7	1281.7	41371	5.250 ng/ml
7-aminoclonazepam	4.308	181565	2057.6	102.2	1479.9	148930	46.808 ng/ml
a-hydroxyalprazolam	5.702	35772	1905.0	59.3	8625.7	35283	53.499 ng/ml
alpha-PHP	4.970	302283	10285.6	39.4	2202.2	383475	51.868 ng/ml
alpha-PVP	4.402	481925	7874.4	50.3	1603.3	383475	51.630 ng/ml
Alprazolam	5.776	218466	2822.5	117.2	233.1	148134	51.891 ng/ml
Amphetamine	3.100	547016	1169.3	43.9	790.0	158565	54.798 ng/ml
Benzoylcegonine	3.915	12137	237.9	6.4	31.8	7786	47.859 ng/ml
Buprenorphine	5.892	5280	591.6	17.3	516.5	40007	5.031 ng/ml
Bupropion	4.832	388462	1387.6	68.1	3751.3	240918	52.042 ng/ml
Carisoprodol	5.726	139979	4217.5	68.9	596.5	136891	51.335 ng/ml
Citalopram	5.256	339455	5392.1	40.9	78459.8	298819	50.284 ng/ml
Clonazepam	5.625	211879	14153.1	30.9	60982.0	65276	53.229 ng/ml
Cocaine	4.296	451869	416623.5	46.5	2694.0	656620	51.037 ng/ml
Codeine	2.644	49766	517.0	117.7	1265.2	52720	49.158 ng/ml
Cyclobenzaprine	5.637	375964	315267.3	8.6	648.0	238710	49.639 ng/ml
Dextromethorphan	5.294	256036	258448.3	76.5	70819.6	254550	50.441 ng/ml
Dextrorphan	4.151	132180	149912.8	221.8	200854.5	340209	49.693 ng/ml
Diazepam	5.947	170331	3032.0	88.5	1477.6	165557	49.989 ng/ml
Dihydrocodeine	2.607	140689	3259.1	61.1	2350.8	147499	51.367 ng/ml
Diphenhydramine	5.321	1016812	2033.6	28.7	15988.4	1066799	51.463 ng/ml
Doxylamine	4.584	1086777	88544.5	97.0	2001.3	829783	50.523 ng/ml
EDDP	5.289	182317	92450.8	225.3	2613.0	424266	48.974 ng/ml
Fentanyl	5.152	37497	371.3	74.0	19098.6	359361	5.131 ng/ml
Fluoxetine	5.714	332891	51285.3	7.6	467.3	235130	52.525 ng/ml
Hydrocodone	3.071	214966	859.2	34.6	584.3	238434	53.047 ng/ml
Hydromorphone	1.667	184724	4175.2	72.2	5272.6	103385	53.404 ng/ml
Ketamine	4.101	345491	2817.1	40.5	633.2	300890	50.854 ng/ml
Lamotrigine	4.340	31169	665.7	88.8	1761.9	898279	52.986 ng/ml
Lorazepam	5.749	180266	2584.4	49.7	365.1	304118	54.144 ng/ml
MDA	3.241	529712	4030.0	23.6	1629.6	291200	51.025 ng/ml
MDMA	3.328	358914	49977.6	86.3	622.2	65109	52.700 ng/ml
Meprobamate	4.935	120738	10626.4	29.0	347.5	88099	52.957 ng/ml



# AM #28 Multi-Drug Quant. Results

Name	RT	Resp.	S/N	Ratio	S/N	ISTD Resp.	Final Conc.
Methadone	5.667	628880	5747.4	53.6	5123.5	599122	50.050 ng/ml
Methamphetamine	3.262	187768	∞	42.9	158.9	179614	51.797 ng/ml
Metoprolol	4.349	69151	95487.0	92.1	788.1	898279	50.218 ng/ml
Mirtazapine	4.708	654678	2208.4	47.3	1317.0	599122	44.107 ng/ml
Mitragynine	5.286	91796	31803.8	33.9	269.9	254550	45.806 ng/ml
Morphine	1.291	26832	313.9	18.6	596.9	7168	51.887 ng/ml
Norbuprenorphine	5.027	715	1521.8	103.1	1627.3	7447	4.540 ng/ml
Nordiazepam	5.891	147434	31560.5	61.7	13054.1	107249	49.678 ng/ml
Norfentanyl	4.112	7986	301.2	280.0	70.0	572592	5.224 ng/ml
Norhydrocodone	3.117	6936	418.1	15.7	71.9	56185	47.178 ng/ml
Noroxycodone	2.959	183137	1691.9	37.7	298.0	117980	53.225 ng/ml
O-desmethyl-tramadol	3.409	784801	70035.9	6.2	164.3	884502	49.937 ng/ml
Oxazepam	5.761	270097	1684.0	76.4	413.7	304118	51.027 ng/ml
Oxycodone	2.886	406454	3847.7	29.3	1349.6	351375	48.484 ng/ml
Oxymorphone	1.449	208483	2717.9	41.9	6480.1	151310	52.178 ng/ml
Phentermine	3.811	45491	88.6	11.0	86.4	131557	49.532 ng/ml
Promethazine	5.565	572377	6221.1	37.7	2265.4	556565	49.661 ng/ml
Quetiapine	5.603	269996	4625.8	59.7	93990.2	72324	49.998 ng/ml
Sertraline	5.781	151797	2674.6	101.8	135158.8	125910	50.845 ng/ml
Temazepam	5.818	466647	8418.3	30.9	748.2	443775	50.818 ng/ml
Tramadol	4.273	874963	35248.8	3.4	245.8	837069	53.094 ng/ml
Trazodone	5.307	493518	47481.3	73.9	229220.9	460014	54.087 ng/ml
Venlafaxine	5.071	506120	32187.3	41.8	2917.1	683558	48.130 ng/ml
Zolpidem	5.055	972309	3564.8	31.6	728.5	898279	50.909 ng/ml

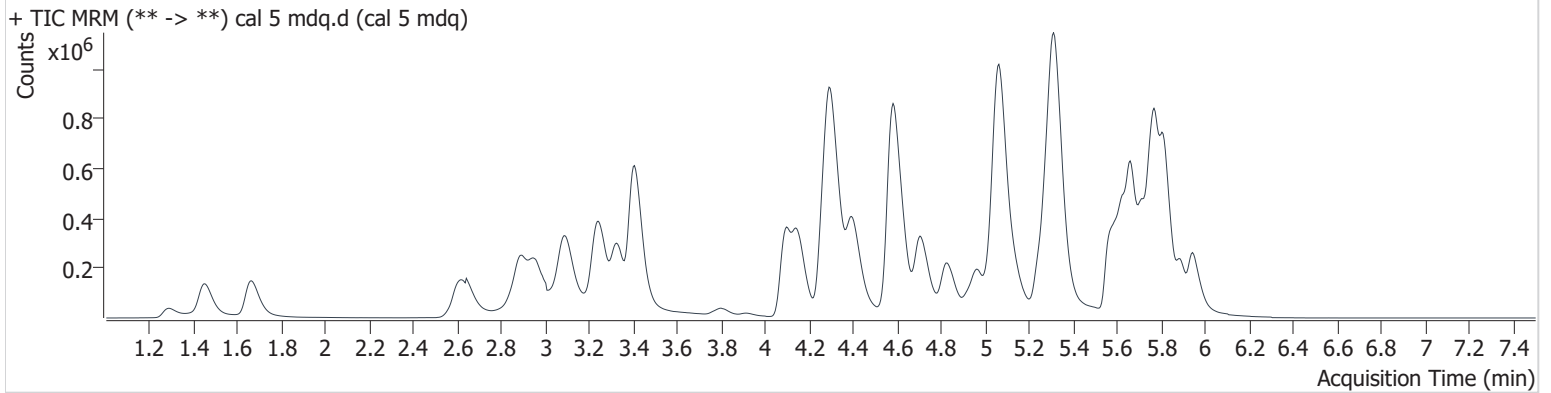


# AM #28 Multi-Drug Quant. Results

**Batch results** D:\MassHunter\Data\2020 Data\am 27-28 100720\QuantResults\mdq.batch.bin  
**Calibration Last Update** 10/8/2020 11:08:36 AM

**Instrument** 69679 **Data File** cal 5 mdq.d  
**Type** Cal **Sample** cal 5 mdq  
**Acq. Method** MDQP1 5-27-20.m **Operator** Anne Nord  
**Sample Position** P2-E1 **Comment**  
**Injection Volume** 2  
**Acq. Date-Time** 10/7/2020 11:56:11 AM  
**Sample Info.**

## Sample Chromatogram



Name	RT	Resp.	S/N	Ratio	S/N	ISTD Resp.	Final Conc.
6-MAM	3.177	18039	14764.0	69.9	111.9	39419	10.320 ng/ml
7-aminoclonazepam	4.303	344211	1731.8	96.7	1067.9	135600	97.313 ng/ml
a-hydroxyalprazolam	5.702	66210	1412.8	59.6	2728.1	33104	106.155 ng/ml
alpha-PHP	4.970	430575	28681.8	38.7	2015.3	297073	95.224 ng/ml
alpha-PVP	4.402	696067	1129.9	51.9	9788.2	297073	96.116 ng/ml
Alprazolam	5.776	407295	1896.0	116.1	9277.4	148965	95.772 ng/ml
Amphetamine	3.094	654086	1038.6	42.3	541.1	98285	105.924 ng/ml
Benzoylcegonine	3.915	25718	544.6	7.6	345.3	7705	101.896 ng/ml
Buprenorphine	5.897	6779	1315.1	17.1	626.8	25678	10.070 ng/ml
Bupropion	4.827	451506	8203.6	67.9	3941.1	145855	99.958 ng/ml
Carisoprodol	5.726	251183	8724.3	69.9	2753.9	127441	98.917 ng/ml
Citalopram	5.250	427029	2159.8	42.5	264936.8	196698	96.368 ng/ml
Clonazepam	5.625	399422	3980.4	30.9	102148.5	61864	105.897 ng/ml
Cocaine	4.296	762031	346216.9	46.6	1196794.0	584531	96.637 ng/ml
Codeine	2.644	93826	52.8	115.1	2373.6	50491	96.639 ng/ml
Cyclobenzaprine	5.637	407507	216626.0	8.6	2122.5	127331	101.104 ng/ml
Dextromethorphan	5.300	290218	86135.3	79.8	10022.7	148859	97.741 ng/ml
Dextrorphan	4.151	221832	4105.1	220.6	642945.1	283876	100.178 ng/ml
Diazepam	5.947	308353	3818.5	87.4	2185.9	153742	97.527 ng/ml
Dihydrocodeine	2.607	279104	4930.5	58.0	2218.4	143260	105.112 ng/ml
Diphenhydramine	5.321	1196613	7038.2	28.9	13866.5	647920	99.637 ng/ml
Doxylamine	4.584	1819034	70888.0	98.1	73328.3	707664	99.101 ng/ml
EDDP	5.284	272462	151113.1	223.8	1025.2	320577	96.703 ng/ml
Fentanyl	5.152	38965	50.4	79.2	447.4	215342	8.836 ng/ml
Fluoxetine	5.714	347927	5613.8	7.7	10166.0	123259	105.415 ng/ml
Hydrocodone	3.071	359698	1398.8	37.8	538.2	222056	95.296 ng/ml
Hydromorphone	1.662	327067	2290.4	76.1	3792.2	103262	94.465 ng/ml
Ketamine	4.101	594881	8026.4	39.3	1748.6	251351	105.097 ng/ml
Lamotrigine	4.340	58192	1784.3	89.8	43020.4	858516	105.396 ng/ml
Lorazepam	5.749	323287	3494.7	50.2	890.0	283315	107.046 ng/ml
MDA	3.236	835997	2324.1	23.6	2607.4	238360	98.272 ng/ml
MDMA	3.328	561160	316.9	86.5	11362.0	52334	102.528 ng/ml
Meprobamate	4.935	229777	10260.6	29.4	1044.6	84708	105.490 ng/ml

# AM #28 Multi-Drug Quant. Results

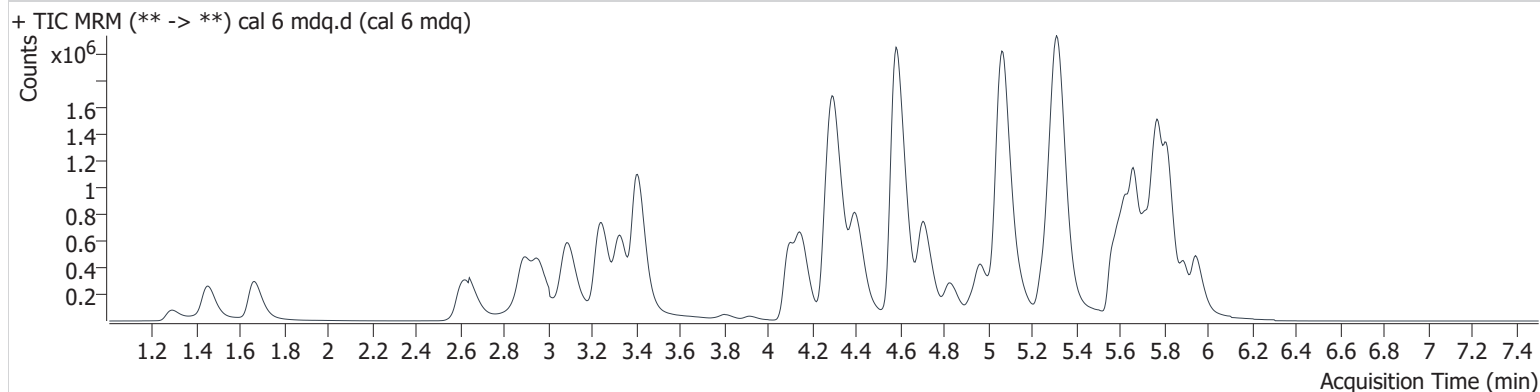
Name	RT	Resp.	S/N	Ratio	S/N	ISTD Resp.	Final Conc.
Methadone	5.667	735903	32850.2	53.0	1687.6	349258	100.201 ng/ml
Methamphetamine	3.262	155854	∞	42.2	281.4	77299	102.183 ng/ml
Metoprolol	4.349	122387	164729.5	94.1	713.8	858516	96.637 ng/ml
Mirtazapine	4.708	861673	2624.2	48.3	1815.5	349258	100.327 ng/ml
Mitragynine	5.286	119136	1608.7	33.0	31246.8	148859	99.722 ng/ml
Morphine	1.286	52078	3225.8	18.6	1276.1	6727	107.476 ng/ml
Norbuprenorphine	5.027	915	1693.0	95.4	∞	5118	8.922 ng/ml
Nordiazepam	5.891	264961	3812.3	64.4	105886.0	98056	97.768 ng/ml
Norfentanyl	4.112	13779	63.6	282.4	430.8	519032	10.000 ng/ml
Norhydrocodone	3.112	11807	225.4	17.3	98.2	47984	95.759 ng/ml
Noroxycodone	2.959	325653	1794.1	41.7	847.9	116850	95.713 ng/ml
O-desmethyl-tramadol	3.404	1504618	1607.9	6.6	1425.6	857246	98.602 ng/ml
Oxazepam	5.761	495638	908.1	74.7	2248.2	283315	100.875 ng/ml
Oxycodone	2.886	811984	2395.4	28.6	2998.4	337708	100.644 ng/ml
Oxymorphone	1.449	393888	1015.0	43.9	939.0	147069	101.455 ng/ml
Phentermine	3.811	46925	110.8	10.9	41.3	69439	96.705 ng/ml
Promethazine	5.565	625901	3416.7	38.2	5821.7	306025	98.550 ng/ml
Quetiapine	5.598	406469	266956.6	59.0	200036.2	52938	102.893 ng/ml
Sertraline	5.781	151665	1426.5	106.6	92254.3	66947	95.786 ng/ml
Temazepam	5.818	864968	2556.4	31.0	525.8	426804	97.864 ng/ml
Tramadol	4.273	1518238	56132.0	3.4	694.5	766818	101.226 ng/ml
Trazodone	5.302	685983	1411.1	74.1	10641.4	327929	106.669 ng/ml
Venlafaxine	5.071	901062	116020.7	39.9	357.1	599065	97.731 ng/ml
Zolpidem	5.055	1788413	7959.1	32.9	5223.1	858516	98.079 ng/ml

# AM #28 Multi-Drug Quant. Results

**Batch results** D:\MassHunter\Data\2020 Data\am 27-28 100720\QuantResults\mdq.batch.bin  
**Calibration Last Update** 10/8/2020 11:08:36 AM

<b>Instrument</b>	69679	<b>Data File</b>	cal 6 mdq.d
<b>Type</b>	Cal	<b>Sample</b>	cal 6 mdq
<b>Acq. Method</b>	MDQP1 5-27-20.m	<b>Operator</b>	Anne Nord
<b>Sample Position</b>	P2-F1	<b>Comment</b>	
<b>Injection Volume</b>	2		
<b>Acq. Date-Time</b>	10/7/2020 12:06:59 PM		

## Sample Chromatogram



Name	RT	Resp.	S/N	Ratio	S/N	ISTD Resp.	Final Conc.
6-MAM	3.177	41002	2471.6	74.7	742.9	38100	24.268 ng/ml
7-aminoclonazepam	4.308	666885	1355.3	93.8	11690.5	98810	258.506 ng/ml
a-hydroxyalprazolam	5.702	132550	1750.7	62.8	785.4	27829	253.677 ng/ml
alpha-PHP	4.970	1006896	56412.5	38.7	9764.0	272114	242.837 ng/ml
alpha-PVP	4.402	1686109	5368.4	50.1	4244.9	272114	253.905 ng/ml
Alprazolam	5.776	878815	9888.4	113.4	312.5	124069	247.309 ng/ml
Amphetamine	3.094	1120831	2183.6	42.1	3098.2	70502	253.357 ng/ml
Benzoylcegonine	3.915	65057	3478.0	7.2	5589.2	7479	264.757 ng/ml
Buprenorphine	5.892	15894	373.6	15.0	1688.5	23082	26.278 ng/ml
Bupropion	4.832	553523	93470.0	67.8	3418.2	70021	255.337 ng/ml
Carisoprodol	5.726	533905	14502.0	67.5	3190.2	105521	253.876 ng/ml
Citalopram	5.256	927596	5307.5	41.0	47922.4	154831	266.459 ng/ml
Clonazepam	5.625	807356	625474.8	30.5	254442.3	53354	248.217 ng/ml
Cocaine	4.296	1638202	74066.5	48.4	37788.6	512257	236.986 ng/ml
Codeine	2.644	219146	1975.9	113.2	4388.1	44564	255.515 ng/ml
Cyclobenzaprine	5.637	781318	356173.1	8.3	84551.8	100190	246.692 ng/ml
Dextromethorphan	5.294	581306	197287.8	78.9	265357.8	120407	241.992 ng/ml
Dextrorphan	4.151	539377	28376.9	218.6	219890.2	278299	248.800 ng/ml
Diazepam	5.947	667409	5720.9	88.4	6379.8	127713	254.240 ng/ml
Dihydrocodeine	2.607	627714	9837.4	58.8	1832.7	134590	251.886 ng/ml
Diphenhydramine	5.326	2551397	840.0	29.9	4223.9	559834	245.744 ng/ml
Doxylamine	4.584	4785234	105226.1	97.8	2233.7	737558	250.043 ng/ml
EDDP	5.289	702447	14858.1	214.1	4217.2	312082	255.836 ng/ml
Fentanyl	5.152	91899	495.9	69.5	383.5	181506	24.574 ng/ml
Fluoxetine	5.714	623063	3991.9	7.4	55392.9	93915	248.698 ng/ml
Hydrocodone	3.071	868184	961.6	35.7	1217.3	198638	257.099 ng/ml
Hydromorphone	1.662	756787	6084.8	68.3	2486.3	86836	259.468 ng/ml
Ketamine	4.101	1292634	12866.4	39.7	3247.2	223761	256.900 ng/ml
Lamotrigine	4.340	117680	2366.6	89.3	3813.0	762377	242.547 ng/ml
Lorazepam	5.749	652648	12564.5	48.5	910.2	228287	272.773 ng/ml
MDA	3.236	1883946	28700.5	24.3	729.3	210580	250.494 ng/ml
MDMA	3.328	1331997	449.6	88.3	39539.1	51320	248.200 ng/ml
Meprobamate	4.935	505079	31313.0	28.2	1495.6	77408	254.716 ng/ml

A

# AM #28 Multi-Drug Quant. Results

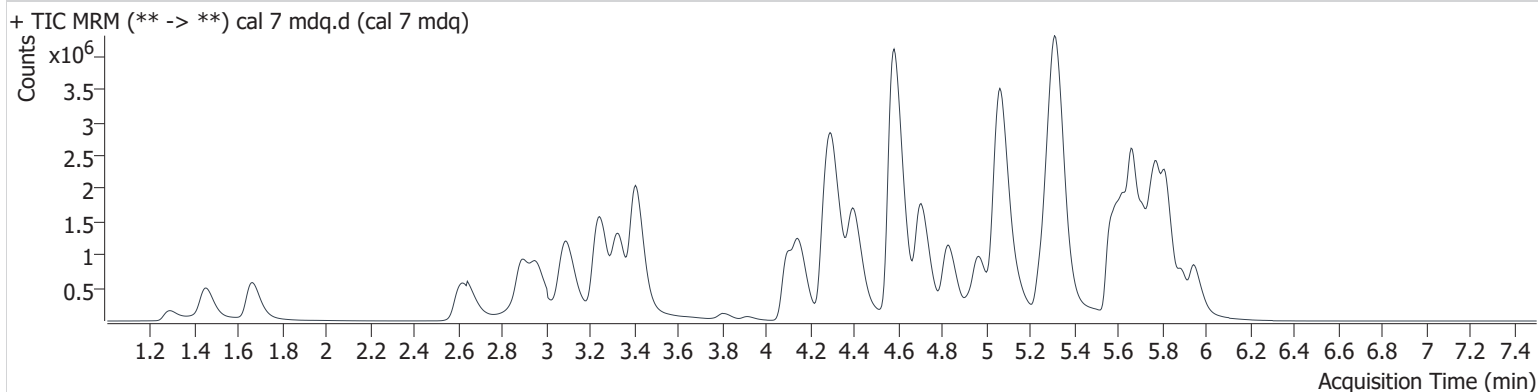
Name	RT	Resp.	S/N	Ratio	S/N	ISTD Resp.	Final Conc.
Methadone	5.667	1549272	33644.8	52.7	759.2	301403	244.062 ng/ml
Methamphetamine	3.262	192423	∞	42.5	∞	41226	239.780 ng/ml
Metoprolol	4.354	299107	536621.8	93.8	1372.9	762377	273.450 ng/ml
Mirtazapine	4.708	2012260	190487.1	47.2	6504.9	301403	272.501 ng/ml
Mitragynine	5.286	229930	1651.5	32.9	1225.4	120407	235.740 ng/ml
Morphine	1.286	112907	8847.2	20.6	820.6	6666	235.293 ng/ml
Norbuprenorphine	5.027	1969	7420.8	102.6	3713.7	3870	26.381 ng/ml
Nordiazepam	5.891	575545	25490.3	62.9	6061.4	84203	247.500 ng/ml
Norfentanyl	4.112	32751	1942.9	285.1	448.1	477471	25.935 ng/ml
Norhydrocodone	3.112	27059	25.7	17.4	18.4	43908	242.455 ng/ml
Noroxycodone	2.959	748640	1472.0	41.4	2405.9	102364	251.484 ng/ml
O-desmethyl-tramadol	3.404	3432767	4929.4	6.6	1697.2	778303	247.493 ng/ml
Oxazepam	5.756	1003182	13501.4	75.7	969.3	228287	253.955 ng/ml
Oxycodone	2.886	1792574	9651.0	28.2	9206.1	297213	252.273 ng/ml
Oxymorphone	1.449	861135	17186.3	43.9	2777.5	131083	248.902 ng/ml
Phentermine	3.811	78389	167.6	10.0	59.6	45018	249.029 ng/ml
Promethazine	5.565	1286260	14586.7	37.5	1880.2	246484	251.116 ng/ml
Quetiapine	5.603	964524	606317.2	58.5	5758.9	50116	257.989 ng/ml
Sertraline	5.781	274329	4671.4	103.4	188364.9	45212	257.010 ng/ml
Temazepam	5.818	1897540	11007.8	30.5	2784.4	370021	247.512 ng/ml
Tramadol	4.273	3725165	121690.3	3.5	970.5	750481	254.884 ng/ml
Trazodone	5.307	1625593	8995.5	72.3	659972.1	306460	272.435 ng/ml
Venlafaxine	5.071	2399601	264458.8	41.0	5450.1	624390	249.648 ng/ml
Zolpidem	5.050	4094242	8106.4	31.5	8320.1	762377	253.023 ng/ml

# AM #28 Multi-Drug Quant. Results

**Batch results** D:\MassHunter\Data\2020 Data\am 27-28 100720\QuantResults\mdq.batch.bin  
**Calibration Last Update** 10/8/2020 11:08:36 AM

<b>Instrument</b>	69679	<b>Data File</b>	cal 7 mdq.d
<b>Type</b>	Cal	<b>Sample</b>	cal 7 mdq
<b>Acq. Method</b>	MDQP1 5-27-20.m	<b>Operator</b>	Anne Nord
<b>Sample Position</b>	P2-G1	<b>Comment</b>	
<b>Injection Volume</b>	2		
<b>Acq. Date-Time</b>	10/7/2020 12:17:47 PM		
<b>Sample Info.</b>			

## Sample Chromatogram



Name	RT	Resp.	S/N	Ratio	S/N	ISTD Resp.	Final Conc.
6-MAM	3.177	84207	1369.2	74.4	2205.2	38528	49.287 ng/ml
7-aminoclonazepam	4.308	1166270	2078.3	92.3	896.1	90671	492.540 ng/ml
a-hydroxyalprazolam	5.702	205441	998.6	60.5	2299.8	21068	520.038 ng/ml
alpha-PHP	4.970	2529852	68118.9	39.4	60449.2	326164	508.836 ng/ml
alpha-PVP	4.402	3945442	28093.1	52.0	7242.5	326164	495.514 ng/ml
Alprazolam	5.776	1500348	6116.5	113.0	11496.5	106434	491.677 ng/ml
Amphetamine	3.100	2603428	1394.0	44.8	10574.2	86124	481.949 ng/ml
Benzoylcegonine	3.915	131641	3608.3	7.8	3024.8	7696	520.166 ng/ml
Buprenorphine	5.892	41759	2088.3	16.4	5471.0	32410	49.176 ng/ml
Bupropion	4.827	2728050	172564.0	66.5	3217.6	180610	487.931 ng/ml
Carisoprodol	5.726	866543	11563.9	65.4	3036.7	86946	500.047 ng/ml
Citalopram	5.250	2110345	8825.6	41.6	9151.1	187389	501.149 ng/ml
Clonazepam	5.620	1246862	51488.1	30.9	235471.9	42568	480.491 ng/ml
Cocaine	4.296	3279378	51079.2	45.9	98597.9	481145	505.021 ng/ml
Codeine	2.644	425197	5433.9	108.0	3202.0	42460	520.186 ng/ml
Cyclobenzaprine	5.637	2101170	6327.8	8.5	6570.6	130981	507.706 ng/ml
Dextromethorphan	5.294	1360838	2010.7	75.7	160472.2	130065	524.400 ng/ml
Dextrorphan	4.151	1091419	1031730.8	224.6	1106.3	275575	508.655 ng/ml
Diazepam	5.947	1306410	2254.2	87.3	5821.1	126834	501.188 ng/ml
Dihydrocodeine	2.607	1238938	10358.3	59.8	6622.5	136868	489.055 ng/ml
Diphenhydramine	5.326	6125230	172247.1	29.7	811.9	658568	501.429 ng/ml
Doxylamine	4.579	9867332	12484.1	98.1	222336.3	762684	498.554 ng/ml
EDDP	5.284	1529815	1927.0	220.5	261176.4	346532	501.624 ng/ml
Fentanyl	5.152	271117	528.9	74.0	5792.0	265647	49.450 ng/ml
Fluoxetine	5.714	1680779	32682.5	8.0	167892.5	127101	496.412 ng/ml
Hydrocodone	3.071	1732191	1238.5	36.0	2267.5	205915	494.815 ng/ml
Hydromorphone	1.662	1566200	27711.5	72.5	1213.6	95527	487.896 ng/ml
Ketamine	4.101	2602979	8857.9	40.3	5808.1	241277	479.991 ng/ml
Lamotrigine	4.335	199717	2131.6	90.3	553.9	734138	428.977 ng/ml
Lorazepam	5.749	909598	7317.5	51.1	3008.5	178974	487.278 ng/ml
MDA	3.236	4113011	70208.5	24.5	651.5	226888	507.449 ng/ml
MDMA	3.328	2804784	39069.5	85.2	1070.2	53193	504.252 ng/ml
Meprobamate	4.935	894357	114545.7	28.4	5217.0	70940	492.799 ng/ml

# AM #28 Multi-Drug Quant. Results

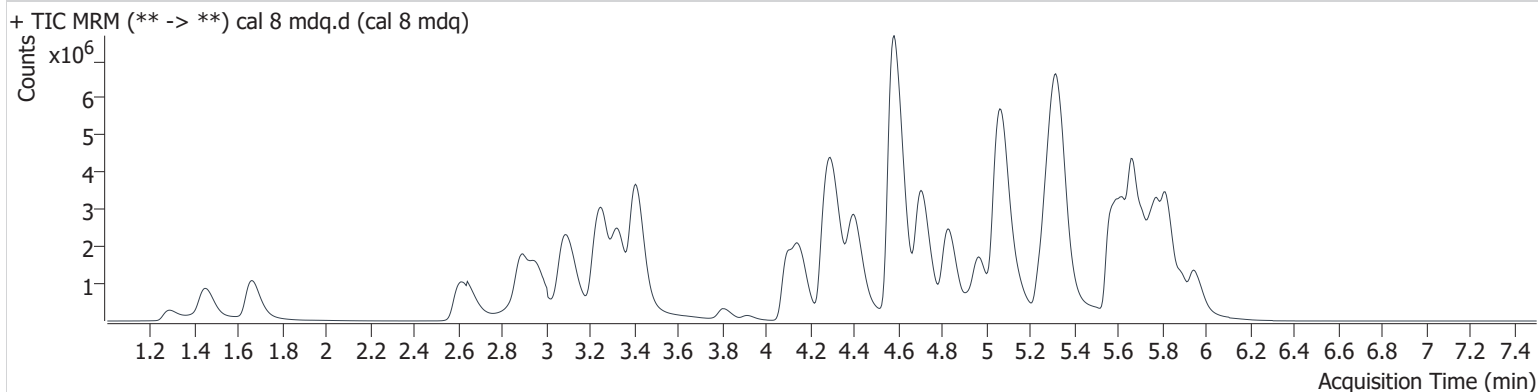
Name	RT	Resp.	S/N	Ratio	S/N	ISTD Resp.	Final Conc.
Methadone	5.667	4332959	134233.7	50.4	3178.8	411400	499.803 ng/ml
Methamphetamine	3.262	599438	∞	43.4	∞	66646	464.332 ng/ml
Metoprolol	4.354	518119	167948.4	96.2	44594.3	734138	495.313 ng/ml
Mirtazapine	4.702	4982887	12505.1	47.5	16182.4	411400	494.847 ng/ml
Mitragynine	5.281	548683	1184.6	33.5	192598.3	130065	518.854 ng/ml
Morphine	1.286	234982	8365.8	19.9	985.4	6295	518.775 ng/ml
Norbuprenorphine	5.022	4992	887.2	98.6	14002.8	5003	52.256 ng/ml
Nordiazepam	5.896	1079265	61432.1	62.8	975567.9	76307	512.270 ng/ml
Norfentanyl	4.112	66401	187.1	275.9	704.6	500785	50.194 ng/ml
Norhydrocodone	3.117	51262	22.6	20.9	202.7	38006	532.719 ng/ml
Noroxycodone	2.959	1527096	12096.5	41.1	1001.2	109110	481.442 ng/ml
O-desmethyl-tramadol	3.409	7065268	247052.8	6.6	68969.5	781099	507.368 ng/ml
Oxazepam	5.756	1587281	7402.1	74.7	7509.9	178974	512.916 ng/ml
Oxycodone	2.886	3734950	13424.8	28.7	3511.9	316385	493.658 ng/ml
Oxymorphone	1.449	1774698	307.2	43.5	4323.5	136228	493.615 ng/ml
Phentermine	3.811	242791	571.3	9.5	453.7	67687	512.881 ng/ml
Promethazine	5.565	3710540	515717.9	37.4	7749.2	360193	495.510 ng/ml
Quetiapine	5.598	1964145	7890.1	59.4	1440089.1	54674	481.616 ng/ml
Sertraline	5.781	746411	12513.0	102.8	218208.4	63875	495.225 ng/ml
Temazepam	5.818	3387072	66643.8	31.0	3525.5	334728	488.308 ng/ml
Tramadol	4.268	7108170	737986.5	3.5	2443.6	749163	487.881 ng/ml
Trazodone	5.302	3239937	198976.3	75.4	82130.4	360725	462.183 ng/ml
Venlafaxine	5.071	4533664	297515.0	40.3	15542.4	581133	506.737 ng/ml
Zolpidem	5.055	7829511	27396.6	31.0	11180.4	734138	502.583 ng/ml

# AM #28 Multi-Drug Quant. Results

**Batch results** D:\MassHunter\Data\2020 Data\am 27-28 100720\QuantResults\mdq.batch.bin  
**Calibration Last Update** 10/8/2020 11:08:36 AM

<b>Instrument</b>	69679	<b>Data File</b>	cal 8 mdq.d
<b>Type</b>	Cal	<b>Sample</b>	cal 8 mdq
<b>Acq. Method</b>	MDQP1 5-27-20.m	<b>Operator</b>	Anne Nord
<b>Sample Position</b>	P2-H1	<b>Comment</b>	
<b>Injection Volume</b>	2		
<b>Acq. Date-Time</b>	10/7/2020 12:39:19 PM		

## Sample Chromatogram



Name	RT	Resp.	S/N	Ratio	S/N	ISTD Resp.	Final Conc.
6-MAM	3.177	178549	15638.4	70.8	12320.1	39687	101.451 ng/ml
7-aminoclonazepam	4.308	1690958	39524.0	92.9	30971.1	58232	1111.763 ng/ml
a-hydroxyalprazolam	5.697	274059	1141.0	63.2	1250.3	15581	938.553 ng/ml
alpha-PHP	4.970	4535842	97159.6	38.5	32800.8	285826	1040.877 ng/ml
alpha-PVP	4.402	7132737	146935.8	51.2	30360.8	285826	1022.058 ng/ml
Alprazolam	5.781	2498686	10249.7	111.5	14887.4	78983	1102.797 ng/ml
Amphetamine	3.100	5995534	5457.9	45.9	40829.5	104443	915.439 ng/ml
Benzoylcegonine	3.915	297556	4584.4	7.7	212.1	8598	1051.863 ng/ml
Buprenorphine	5.897	83925	29664.4	16.2	18151.3	32100	99.795 ng/ml
Bupropion	4.831	6282602	37298.1	65.5	5650.9	201688	1006.309 ng/ml
Carisoprodol	5.726	1267133	32635.2	64.2	3912.5	64156	990.920 ng/ml
Citalopram	5.245	3624431	2001.6	41.8	1680.3	159177	1013.551 ng/ml
Clonazepam	5.620	1576935	40731.2	31.9	458020.8	28498	907.729 ng/ml
Cocaine	4.296	5876076	2261.5	45.5	86853.7	411131	1058.955 ng/ml
Codeine	2.644	808914	563.1	112.4	11172.6	41241	1018.751 ng/ml
Cyclobenzaprine	5.632	3544851	1570.0	8.8	58465.0	109723	1022.724 ng/ml
Dextromethorphan	5.289	1952681	125778.9	80.2	17054.6	97537	1003.381 ng/ml
Dextrorphan	4.151	1884814	1610.5	222.6	6245.5	236892	1022.089 ng/ml
Diazepam	5.947	2403322	8854.9	87.8	32174.3	114394	1022.349 ng/ml
Dihydrocodeine	2.602	2441418	43090.3	60.2	25899.7	137460	959.744 ng/ml
Diphenhydramine	5.333	10667350	144147.3	29.4	41456.5	566039	1015.922 ng/ml
Doxylamine	4.579	19604163	13706.1	97.0	1174819.5	727632	1038.165 ng/ml
EDDP	5.284	3142004	166646.6	223.4	2320.3	341065	1046.598 ng/ml
Fentanyl	5.157	556411	4707.7	73.2	670156.8	264014	102.024 ng/ml
Fluoxetine	5.714	2815281	137775.0	7.6	241408.2	106027	997.455 ng/ml
Hydrocodone	3.066	3197481	2017.7	36.3	1011.7	200202	939.439 ng/ml
Hydromorphone	1.662	3164157	9006.8	72.8	4541.1	95263	988.141 ng/ml
Ketamine	4.101	5374479	19990.9	38.7	4704.1	255133	937.484 ng/ml
Lamotrigine	4.345	304373	4721.5	90.6	1760.3	703058	683.843 ng/ml
Lorazepam	5.744	1000031	9641.0	50.7	2715.8	117288	819.542 ng/ml
MDA	3.231	6865181	80879.5	24.6	40283.7	192510	998.146 ng/ml
MDMA	3.328	5252143	214940.0	84.2	140667.3	51830	969.097 ng/ml
Meprobamate	4.930	1522861	1756467.9	28.2	2772.2	67629	880.724 ng/ml





# AM #28 Multi-Drug Quant. Results

Name	RT	Resp.	S/N	Ratio	S/N	ISTD Resp.	Final Conc.
Methadone	5.667	8377499	95341.5	48.2	1562.0	376534	1055.520 ng/ml
Methamphetamine	3.257	2675024	30347.4	42.3	8985.3	146734	943.664 ng/ml
Metoprolol	4.354	756219	1718339.7	93.2	85090.6	703058	757.131 ng/ml
Mirtazapine	4.708	10365985	103307.7	46.4	37688.2	376534	1125.511 ng/ml
Mitragynine	5.281	863962	693837.3	33.2	296468.1	97537	1087.708 ng/ml
Morphine	1.286	462236	9044.6	18.5	6049.2	6748	952.028 ng/ml
Norbuprenorphine	5.022	8567	23176.6	99.8	20362.6	4610	97.797 ng/ml
Nordiazepam	5.891	1851237	194858.3	61.3	1826197.7	63832	1050.535 ng/ml
Norfentanyl	4.107	106848	7439.7	278.4	7190.4	431599	93.770 ng/ml
Norhydrocodone	3.112	87607	186.7	22.0	∞	29540	1173.427 ng/ml
Noroxycodone	2.959	2623096	30639.8	41.6	4709.3	89219	1011.551 ng/ml
O-desmethyl-tramadol	3.409	14345756	175300.4	6.4	60196.5	766871	1049.105 ng/ml
Oxazepam	5.751	1910895	23033.3	74.6	8274.1	117288	942.563 ng/ml
Oxycodone	2.887	7749532	19548.5	28.6	3166.2	323929	1000.295 ng/ml
Oxymorphone	1.444	3526276	4102.9	43.5	2713.1	138497	964.767 ng/ml
Phentermine	3.811	824673	995.8	8.5	890.2	113403	1039.695 ng/ml
Promethazine	5.565	7410503	117073.9	37.4	125068.2	342416	1040.747 ng/ml
Quetiapine	5.603	3514734	29037.2	59.9	726059.9	48125	979.150 ng/ml
Sertraline	5.781	1215803	39903.1	102.7	394244.5	51779	995.387 ng/ml
Temazepam	5.823	5990423	91985.7	30.3	2471.0	274526	1052.923 ng/ml
Tramadol	4.268	12238194	8180.7	3.4	400.5	685511	918.633 ng/ml
Trazodone	5.307	5725758	22556.1	75.0	6707.4	351944	838.198 ng/ml
Venlafaxine	5.077	7329578	268315.6	39.9	20339.5	445834	1067.818 ng/ml
Zolpidem	5.055	14996760	41006.9	30.0	28080.6	703058	1005.321 ng/ml



# AM# 28: Multi-Drug Quantitation by LC-MS/MS

Extraction Date 10/8/20

Analyst: Anne Nord

Plate lot#: 200513 (part IDP-111-2)

Plate Expiration: 11/13/20

**Mobile phase A:** 5mM Amm Form + 0.01% FA  
0.5M Ammonium Hydroxide

**Mobile phase B:** 0.01% Formic Acid in MeOH  
Ethyl Acetate 20% Methanol in Water

**Blank Blood Lot:** 20G20792 **Urine Blank lot:** 73020

**Column:** Agilent 120 EC-C18 (2.1x 100-2.7um)

**LCMS-QQQ ID:** 69679

## Pre-Analytic:

- 1. Check levels of mobile phases and needle wash refill as needed. Ensure waste is not full.
- 2. Ensure correct column is installed and begin mobile phase flow allow to equilibrate ~ 30 minutes.
- 3. Create worklist:

## Analytic:

- 1. Remove standards, plate, controls, and samples from cold storage. Allow to reach room temperature.
- 2. Urine hydrolysis pipette 250 ul urine in blank well, add 40 ul BG Turbo, add 100 ul 500 mm sodium phosphate buffer, mix for at least 5 minutes at ambient temperature. Pipette 250µL blood (calibrated pipette) Pipette ID: 1926134 or 250µL hydrolyzed urine in wells of analytical (standards) plate.
- 3. Place on shaking incubator at ambient temp., 900rpm for 15 minutes.
- 4. Pipette 250µL 0.5M ammonium hydroxide in wells of analytical plate.
- 5. Place on shaking incubator at ambient temp., 900rpm for 15 minutes.
- 6. Transfer 300µL of blood+base/urine+base mixture to corresponding wells of SLE+ plate.
- 7. Apply positive pressure for approx. 10-15 seconds (or until no liquid remains on top of sorbent).  
*(Load at 85-100 PSI- Selector to the right) Manifold ID: 66792*
- 8. Wait 5 minutes.
- 9. Add 900uL ethyl acetate.
- 10. Wait 5 minutes.
- 11. Apply positive pressure for approx. 15 seconds. *(10-15 PSI- Selector to the left).*
- 12. Add 900uL ethyl acetate.
- 13. Wait 5 minutes.
- 14. Apply positive pressure for approx. 15 seconds. *(10-15 PSI- Selector to the left).*
- 15. Remove plate containing eluate. Urine samples add 50 ul 1% HCl in MeOH, Place on SPE Dry and evaporate to dryness at approx. 35°C.  
*SPE Dry ID: 66819*
- 16. Reconstitute in 100µL 20% MeOH and heat seal plate with foil.

## Post-Analytic

- 1. Create batch and process data.
- 2. Make necessary changes to integration limits
- 3. Integration linear and R<sup>2</sup> values ≥0.98 for each analyte.
- 4. For unknown samples and controls: response ratio within 20% of average of controls and standards, RT within +/- 5% (tramadol RT +/-2%), S/N for primary transition >10 and secondary transitions >5.
- 5. Did all QCs pass for each analyte? Yes, see comments Add Control data to QC tracking spreadsheet.
- 6. Central File Packet to include: LIMS Worklist, Method Checklist, Calibration and Control Reports.

## COMMENTS:

Methamphetamine only compound evaluated in this run. Curve and quantitative range 10-1000. No points were dropped a 5 ng point was not extracted in this run.

Samples were injected on 10/8/20 these injections were not evaluated due to a large interfering peak. Mobile phase b replaced and the samples were reinjected. These re-injections were not evaluated due to a large interfering peak.

On 10/9/20 mobile phase a was replaced. The samples were reinjected and evaluated on 10/9/20.

~~A~~

	1	2	3	4	5	6	7	8	9	10	11	12
A		IS + QC_1	1948-2									
B	IS + Cal. 2	IS + QC_2										
C	IS + Cal. 3	qc3										
D	IS + Cal. 4	IS + QC_4										
E	IS + Cal. 5											
F	IS + Cal. 6	neg blood										
G	IS + Cal. 7	1935										
H	IS + Cal. 8	1936										

Run blanks before each urine case sample

c2020-

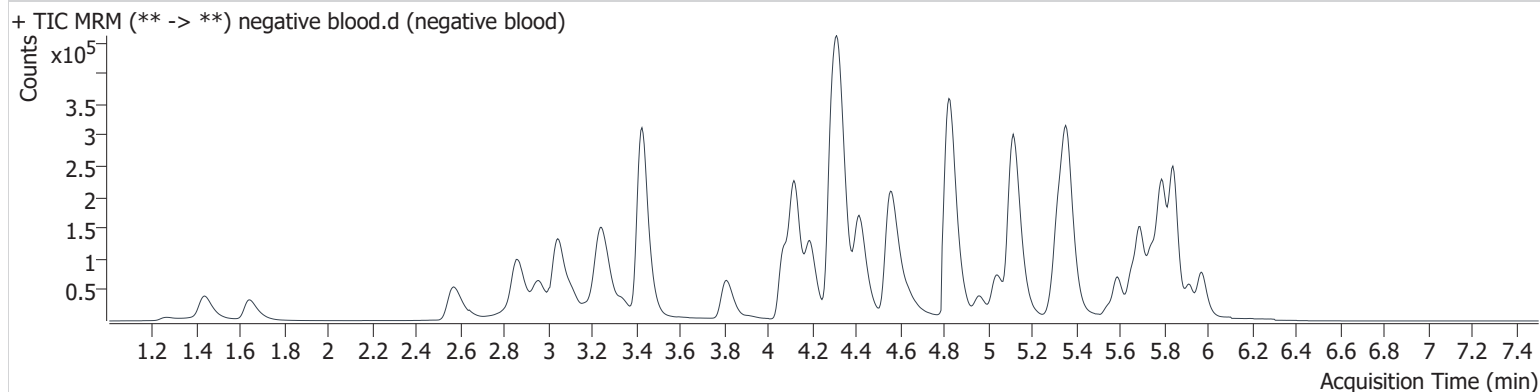
A

# AM #28 Multi-Drug Quant. Results

**Batch results** D:\MassHunter\Data\2020 Data\am 27-28 100820 meth reinject\QuantResults\meth.batch.bin  
**Calibration Last Update** 10/9/2020 4:26:58 PM

<b>Instrument</b>	69679	<b>Data File</b>	negative blood.d
<b>Type</b>	Sample	<b>Sample</b>	negative blood
<b>Acq. Method</b>	MDQP1 5-27-20.m	<b>Operator</b>	Anne Nord
<b>Sample Position</b>	P2-F2	<b>Comment</b>	
<b>Injection Volume</b>	2		
<b>Acq. Date-Time</b>	10/9/2020 2:17:23 PM		
<b>Sample Info.</b>			

## Sample Chromatogram



A

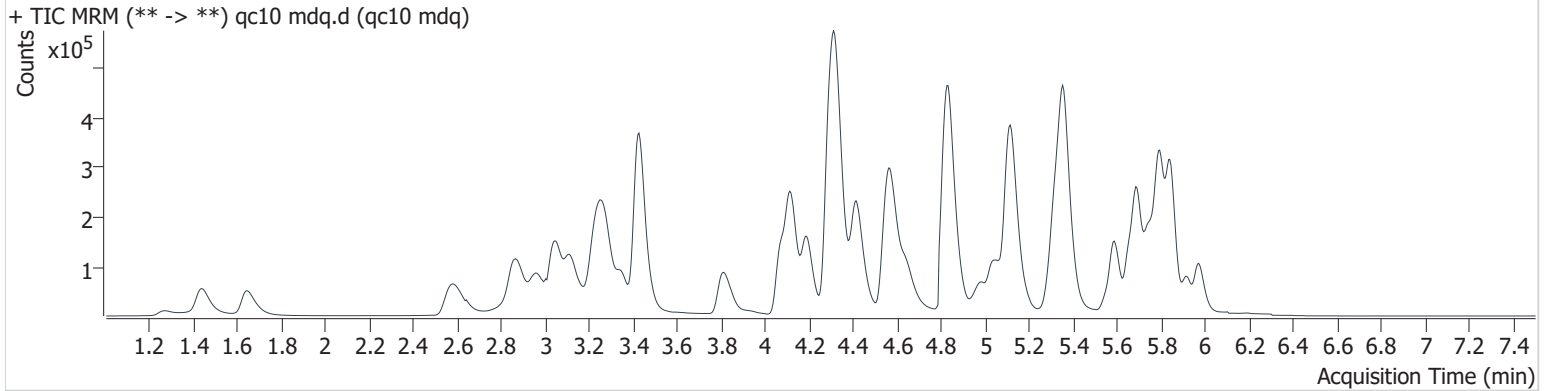
# AM #28 Multi-Drug Quant. Results

**Batch results** D:\MassHunter\Data\2020 Data\am 27-28 100820 meth reinject\QuantResults\meth.batch.bin  
**Calibration Last Update** 10/9/2020 4:26:58 PM

<b>Instrument</b>	69679	<b>Data File</b>	qc10 mdq.d
<b>Type</b>	QC	<b>Sample</b>	qc10 mdq
<b>Acq. Method</b>	MDQP1 5-27-20.m	<b>Operator</b>	Anne Nord
<b>Sample Position</b>	P2-A2	<b>Comment</b>	
<b>Injection Volume</b>	2		
<b>Acq. Date-Time</b>	10/9/2020 2:28:13 PM		

**Sample Info.**

## Sample Chromatogram



Name	RT	Resp.	S/N	Ratio	S/N	ISTD Resp.	Final Conc.
Methamphetamine	3.283	134689	∞	41.4	524.4	521218	10.506 ng/ml

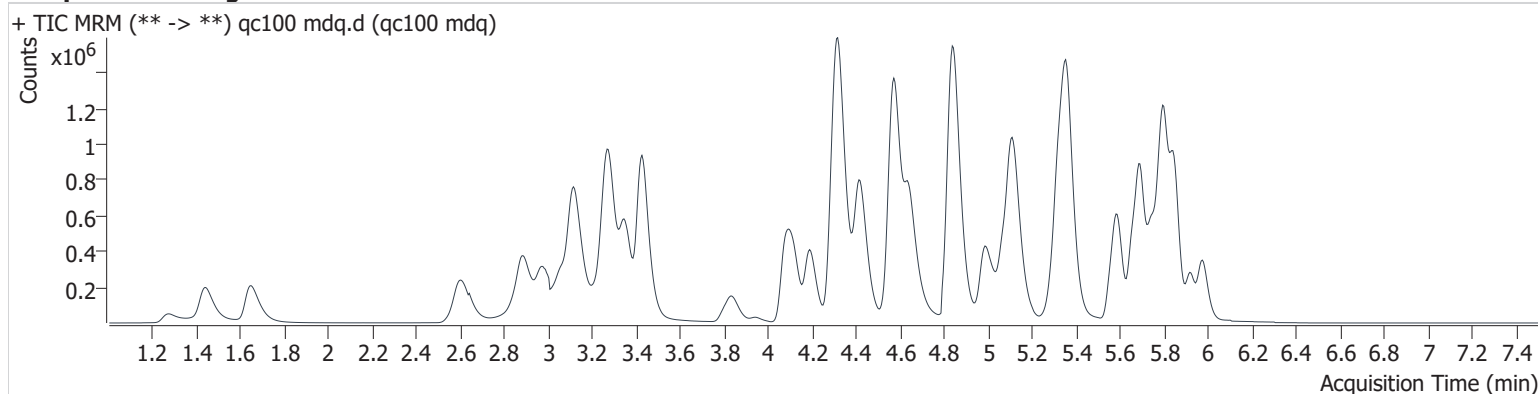
A

# AM #28 Multi-Drug Quant. Results

**Batch results** D:\MassHunter\Data\2020 Data\am 27-28 100820 meth reinject\QuantResults\meth.batch.bin  
**Calibration Last Update** 10/9/2020 4:26:58 PM

<b>Instrument</b>	69679	<b>Data File</b>	qc100 mdq.d
<b>Type</b>	QC	<b>Sample</b>	qc100 mdq
<b>Acq. Method</b>	MDQP1 5-27-20.m	<b>Operator</b>	Anne Nord
<b>Sample Position</b>	P2-B2	<b>Comment</b>	
<b>Injection Volume</b>	2		
<b>Acq. Date-Time</b>	10/9/2020 2:39:01 PM		

## Sample Chromatogram



Name	RT	Resp.	S/N	Ratio	S/N	ISTD Resp.	Final Conc.
Methamphetamine	3.283	998269	8017.9	42.4	8016.1	475736	113.228 ng/ml

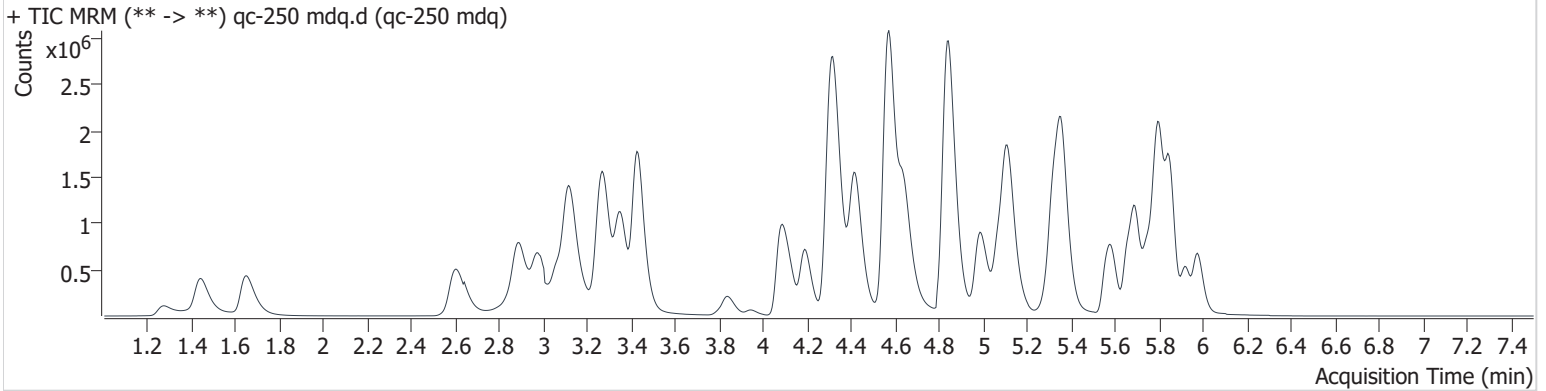
A

# AM #28 Multi-Drug Quant. Results

**Batch results** D:\MassHunter\Data\2020 Data\am 27-28 100820 meth reinject\QuantResults\meth.batch.bin  
**Calibration Last Update** 10/9/2020 4:26:58 PM

<b>Instrument</b>	69679	<b>Data File</b>	qc-250 mdq.d
<b>Type</b>	QC	<b>Sample</b>	qc-250 mdq
<b>Acq. Method</b>	MDQP1 5-27-20.m	<b>Operator</b>	Anne Nord
<b>Sample Position</b>	P2-C2	<b>Comment</b>	
<b>Injection Volume</b>	2		
<b>Acq. Date-Time</b>	10/9/2020 2:49:49 PM		

## Sample Chromatogram



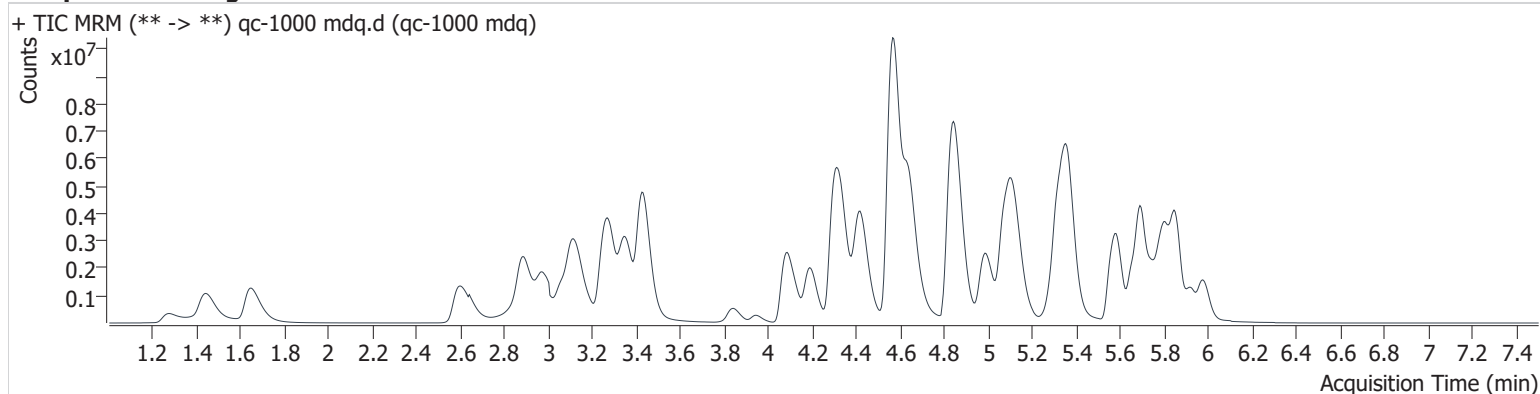
Name	RT	Resp.	S/N	Ratio	S/N	ISTD Resp.	Final Conc.
Methamphetamine	3.283	1023954	∞	43.1	8334.9	229872	244.764 ng/ml

# AM #28 Multi-Drug Quant. Results

**Batch results** D:\MassHunter\Data\2020 Data\am 27-28 100820 meth reinject\QuantResults\meth.batch.bin  
**Calibration Last Update** 10/9/2020 4:26:58 PM

<b>Instrument</b>	69679	<b>Data File</b>	qc-1000 mdq.d
<b>Type</b>	QC	<b>Sample</b>	qc-1000 mdq
<b>Acq. Method</b>	MDQP1 5-27-20.m	<b>Operator</b>	Anne Nord
<b>Sample Position</b>	P2-D2	<b>Comment</b>	
<b>Injection Volume</b>	2		
<b>Acq. Date-Time</b>	10/9/2020 3:00:37 PM		
<b>Sample Info.</b>			

## Sample Chromatogram



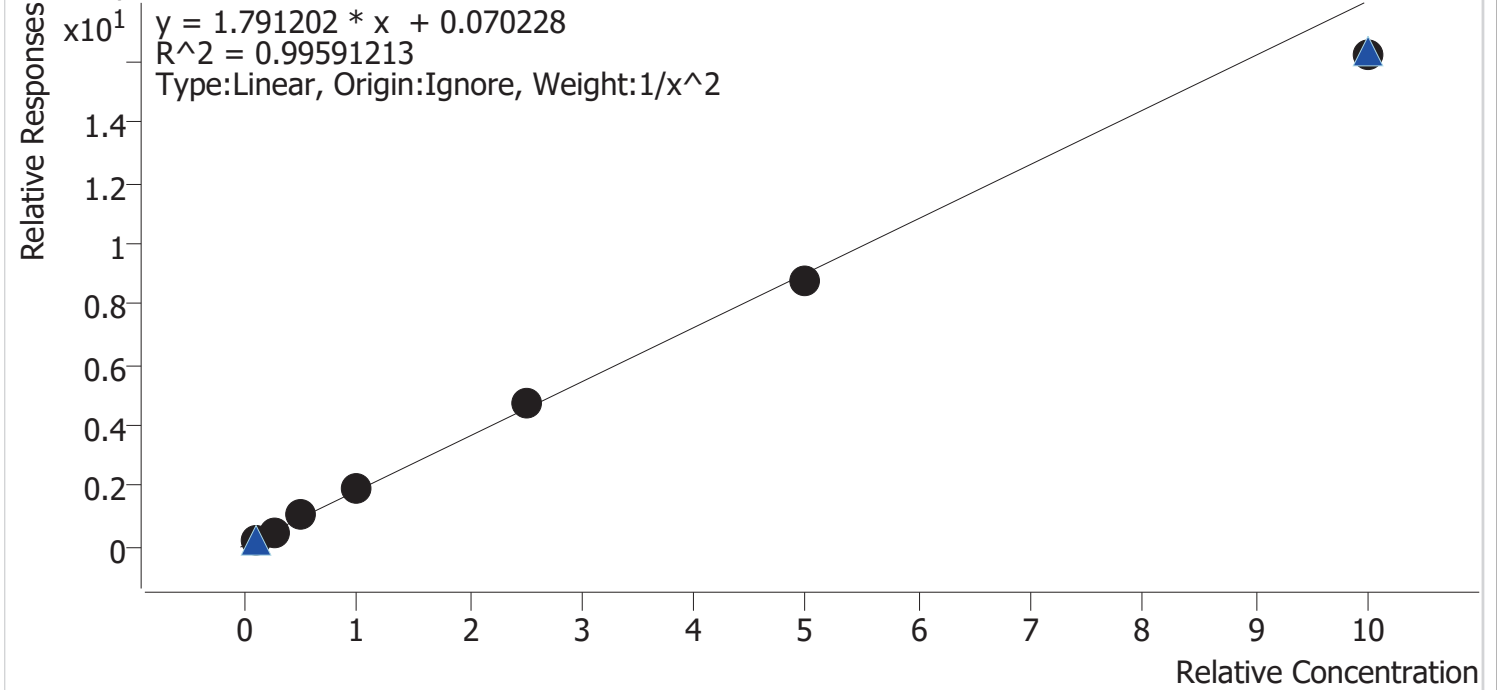
Name	RT	Resp.	S/N	Ratio	S/N	ISTD Resp.	Final Conc.
Methamphetamine	3.278	2516530	20464.0	42.4	22715.6	154249	906.905 ng/ml

# Compound Calibration Report



<b>Batch results</b>	D:\MassHunter\Data\2020 Data\lam 27-28 100820 meth reinject\QuantResults\meth.batch.bin		
<b>Last Cal. Update</b>	10/9/2020 4:26 PM		
<b>Analyst Name</b>	ISP\datastor		
<b>Analyte</b>	Methamphetamine	<b>Internal Standard</b>	Methamphetamine-D11

Methamphetamine - 7 Levels, 7 Levels Used, 7 Points, 7 Points Used, 4 QCs



Sample	Level	Enabled	Expected Concentration	Final Concentration	Accuracy
cal 2 mdq	2	✓	10.0	9.8	97.8
cal 3 mdq	3	✓	25.0	25.3	101.3
cal 4 mdq	4	✓	50.0	53.3	106.6
cal 5 mdq	5	✓	100.0	104.2	104.2
cal 6 mdq	6	✓	250.0	257.7	103.1
cal 7 mdq	7	✓	500.0	484.4	96.9
cal 8 mdq	8	✓	1000.0	902.4	90.2

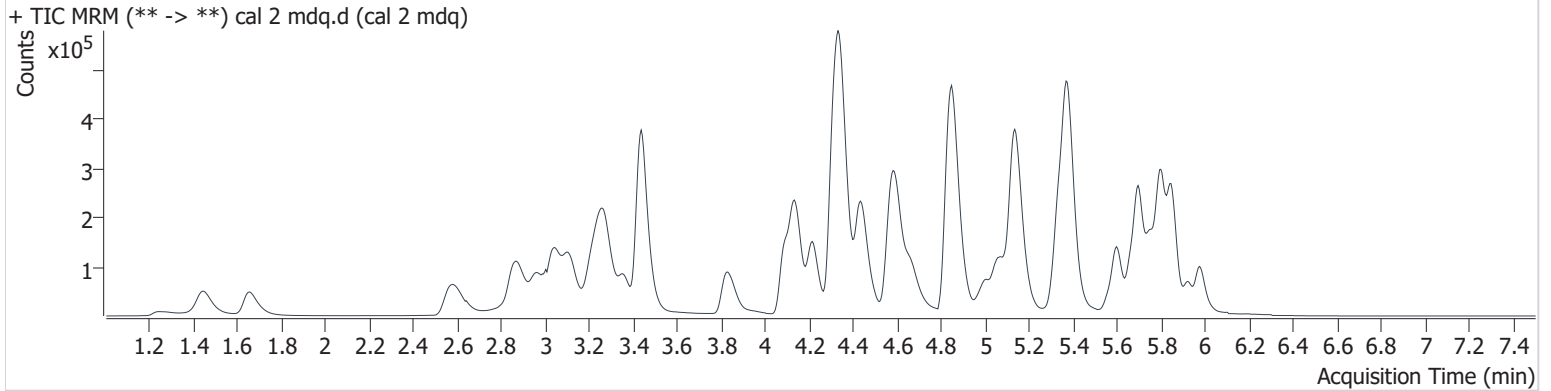


# AM #28 Multi-Drug Quant. Results

**Batch results** D:\MassHunter\Data\2020 Data\am 27-28 100820 meth reinject\QuantResults\meth.batch.bin  
**Calibration Last Update** 10/9/2020 4:26:58 PM

<b>Instrument</b>	69679	<b>Data File</b>	cal 2 mdq.d
<b>Type</b>	Cal	<b>Sample</b>	cal 2 mdq
<b>Acq. Method</b>	MDQP1 5-27-20.m	<b>Operator</b>	Anne Nord
<b>Sample Position</b>	P2-B1	<b>Comment</b>	
<b>Injection Volume</b>	2		
<b>Acq. Date-Time</b>	10/9/2020 12:40:20 PM		
<b>Sample Info.</b>			

## Sample Chromatogram



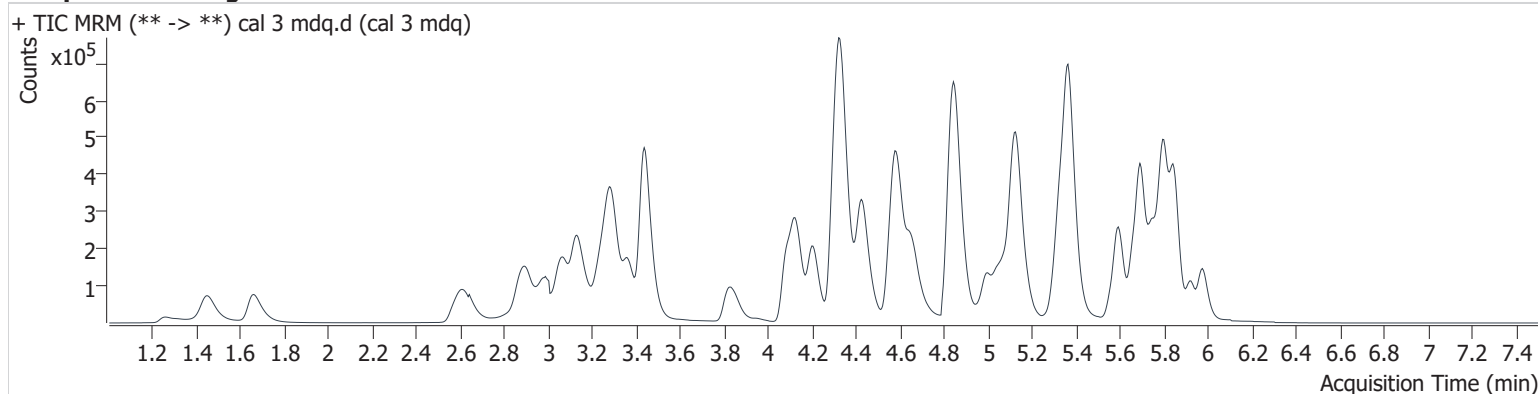
Name	RT	Resp.	S/N	Ratio	S/N	ISTD Resp.	Final Conc.
Methamphetamine	3.283	118364	1606.9	41.5	616.5	482306	9.780 ng/ml

# AM #28 Multi-Drug Quant. Results

**Batch results** D:\MassHunter\Data\2020 Data\am 27-28 100820 meth reinject\QuantResults\meth.batch.bin  
**Calibration Last Update** 10/9/2020 4:26:58 PM

<b>Instrument</b>	69679	<b>Data File</b>	cal 3 mdq.d
<b>Type</b>	Cal	<b>Sample</b>	cal 3 mdq
<b>Acq. Method</b>	MDQP1 5-27-20.m	<b>Operator</b>	Anne Nord
<b>Sample Position</b>	P2-C1	<b>Comment</b>	
<b>Injection Volume</b>	2		
<b>Acq. Date-Time</b>	10/9/2020 12:51:10 PM		
<b>Sample Info.</b>			

## Sample Chromatogram



Name	RT	Resp.	S/N	Ratio	S/N	ISTD Resp.	Final Conc.
Methamphetamine	3.298	281406	2331.4	43.0	1711.7	537363	25.315 ng/ml

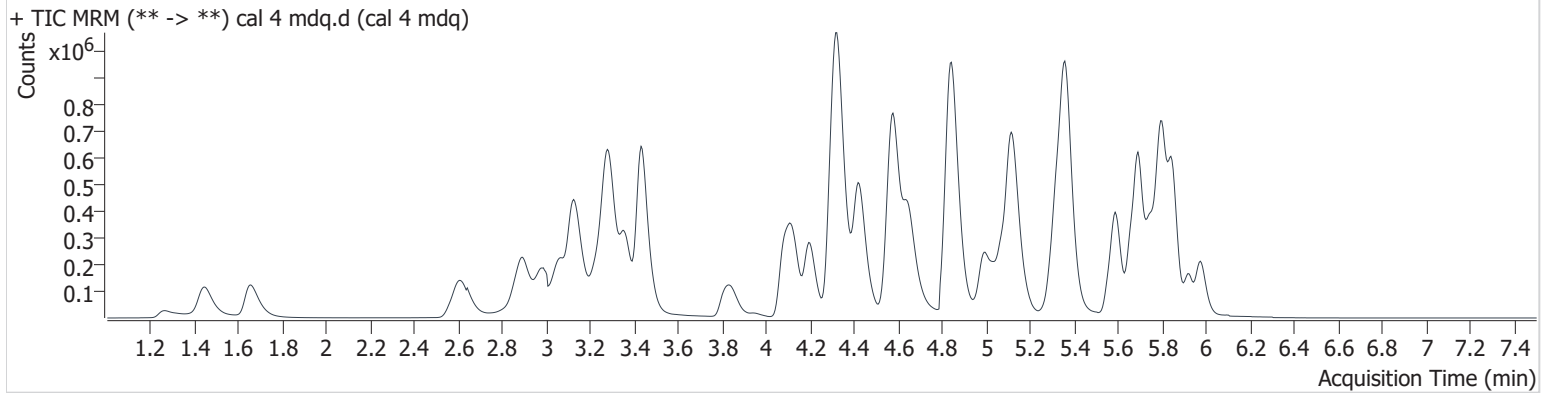
# AM #28 Multi-Drug Quant. Results

**Batch results** D:\MassHunter\Data\2020 Data\am 27-28 100820 meth reinject\QuantResults\meth.batch.bin  
**Calibration Last Update** 10/9/2020 4:26:58 PM

<b>Instrument</b>	69679	<b>Data File</b>	cal 4 mdq.d
<b>Type</b>	Cal	<b>Sample</b>	cal 4 mdq
<b>Acq. Method</b>	MDQP1 5-27-20.m	<b>Operator</b>	Anne Nord
<b>Sample Position</b>	P2-D1	<b>Comment</b>	
<b>Injection Volume</b>	2		
<b>Acq. Date-Time</b>	10/9/2020 1:01:58 PM		

**Sample Info.**

## Sample Chromatogram



Name	RT	Resp.	S/N	Ratio	S/N	ISTD Resp.	Final Conc.
Methamphetamine	3.293	643240	∞	42.5	9521.6	627787	53.282 ng/ml

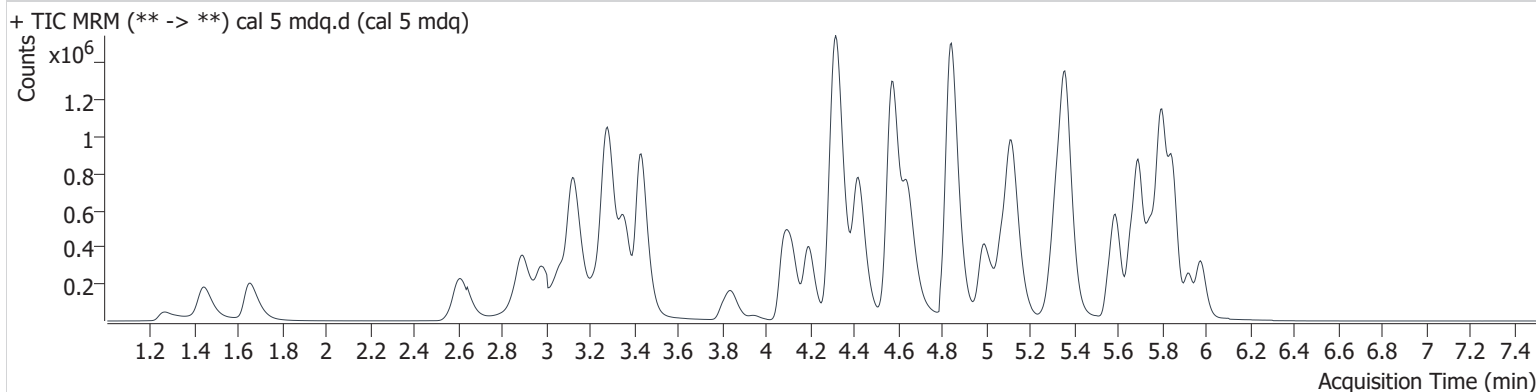
GA

# AM #28 Multi-Drug Quant. Results

**Batch results** D:\MassHunter\Data\2020 Data\am 27-28 100820 meth reinject\QuantResults\meth.batch.bin  
**Calibration Last Update** 10/9/2020 4:26:58 PM

<b>Instrument</b>	69679	<b>Data File</b>	cal 5 mdq.d
<b>Type</b>	Cal	<b>Sample</b>	cal 5 mdq
<b>Acq. Method</b>	MDQP1 5-27-20.m	<b>Operator</b>	Anne Nord
<b>Sample Position</b>	P2-E1	<b>Comment</b>	
<b>Injection Volume</b>	2		
<b>Acq. Date-Time</b>	10/9/2020 1:12:46 PM		

**Sample Chromatogram**



Name	RT	Resp.	S/N	Ratio	S/N	ISTD Resp.	Final Conc.
Methamphetamine	3.288	1219997	18790.0	42.5	15222.2	630197	104.157 ng/ml

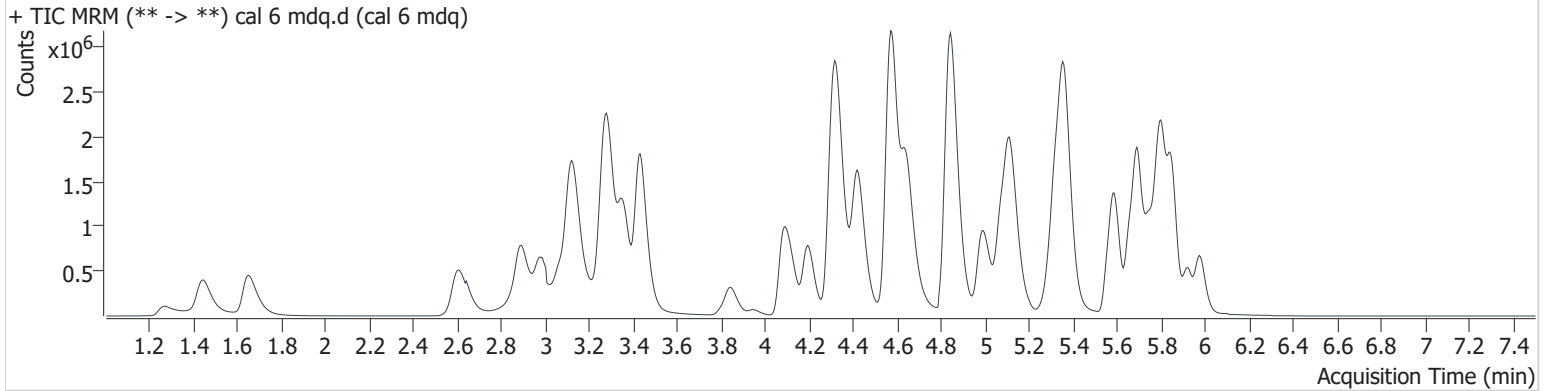
# AM #28 Multi-Drug Quant. Results

**Batch results** D:\MassHunter\Data\2020 Data\am 27-28 100820 meth reinject\QuantResults\meth.batch.bin  
**Calibration Last Update** 10/9/2020 4:26:58 PM

<b>Instrument</b>	69679	<b>Data File</b>	cal 6 mdq.d
<b>Type</b>	Cal	<b>Sample</b>	cal 6 mdq
<b>Acq. Method</b>	MDQP1 5-27-20.m	<b>Operator</b>	Anne Nord
<b>Sample Position</b>	P2-F1	<b>Comment</b>	
<b>Injection Volume</b>	2		
<b>Acq. Date-Time</b>	10/9/2020 1:23:33 PM		

**Sample Info.**

## Sample Chromatogram



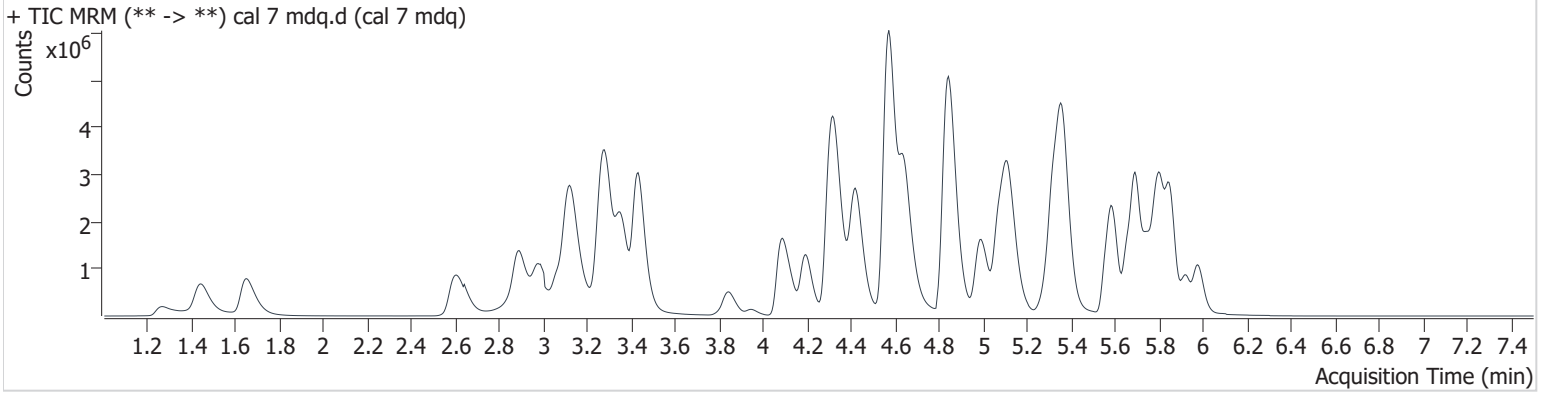
Name	RT	Resp.	S/N	Ratio	S/N	ISTD Resp.	Final Conc.
Methamphetamine	3.283	2901705	32783.3	42.1	13780.6	619176	257.713 ng/ml

# AM #28 Multi-Drug Quant. Results

**Batch results** D:\MassHunter\Data\2020 Data\am 27-28 100820 meth reinject\QuantResults\meth.batch.bin  
**Calibration Last Update** 10/9/2020 4:26:58 PM

<b>Instrument</b>	69679	<b>Data File</b>	cal 7 mdq.d
<b>Type</b>	Cal	<b>Sample</b>	cal 7 mdq
<b>Acq. Method</b>	MDQP1 5-27-20.m	<b>Operator</b>	Anne Nord
<b>Sample Position</b>	P2-G1	<b>Comment</b>	
<b>Injection Volume</b>	2		
<b>Acq. Date-Time</b>	10/9/2020 1:34:21 PM		
<b>Sample Info.</b>			

## Sample Chromatogram



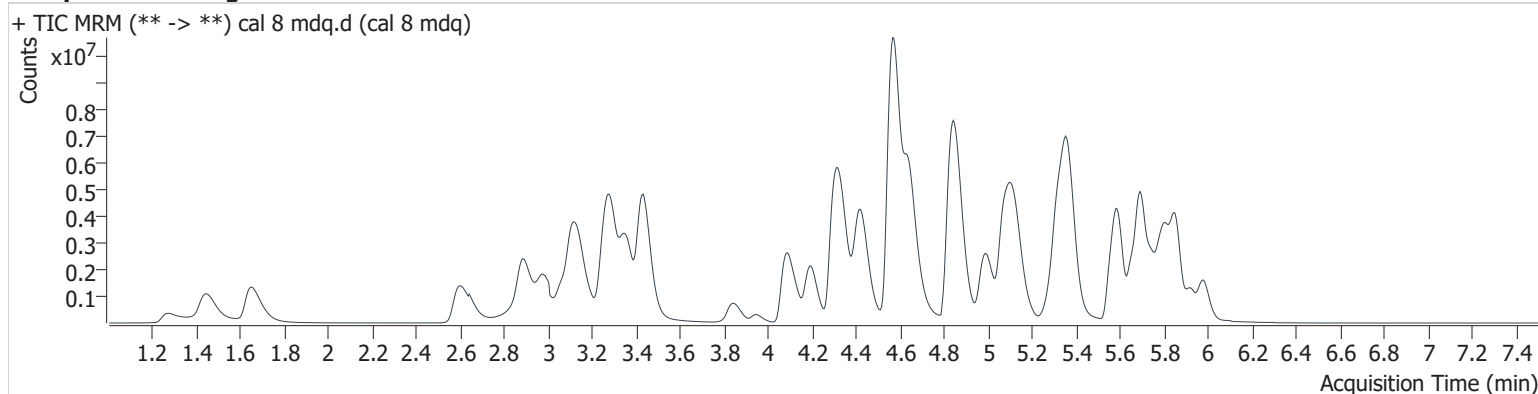
Name	RT	Resp.	S/N	Ratio	S/N	ISTD Resp.	Final Conc.
Methamphetamine	3.283	4734812	∞	41.5	55539.2	541278	484.437 ng/ml

# AM #28 Multi-Drug Quant. Results

**Batch results** D:\MassHunter\Data\2020 Data\am 27-28 100820 meth reinject\QuantResults\meth.batch.bin  
**Calibration Last Update** 10/9/2020 4:26:58 PM

<b>Instrument</b>	69679	<b>Data File</b>	cal 8 mdq.d
<b>Type</b>	Cal	<b>Sample</b>	cal 8 mdq
<b>Acq. Method</b>	MDQP1 5-27-20.m	<b>Operator</b>	Anne Nord
<b>Sample Position</b>	P2-H1	<b>Comment</b>	
<b>Injection Volume</b>	2		
<b>Acq. Date-Time</b>	10/9/2020 1:45:10 PM		

## Sample Chromatogram



Name	RT	Resp.	S/N	Ratio	S/N	ISTD Resp.	Final Conc.
Methamphetamine	3.283	6503036	98102.8	41.2	∞	400576	902.410 ng/ml

**Idaho State Police  
Forensic Services  
Toxicology Discipline**

---

---

**Request for Departure from an Analytical Method**

---

Date of Request

10/22/20

Forensic Scientist

Anne Nord

Analytical Method

Toxicology AM #28: Blood and Urine Multi-Drug Confirmatory Analysis by LCMS-QQQ

Applicable section(s): 4.3.2.1.2 For quantitative reporting: All points in the approved range defined in section 2.2 of this method must be used. In addition, the accuracy for all controls (QC's) for that compound must be within the appropriate tolerances (+/- 30% for 10 ng/ml and lower and +/- 20% for above 10 ng/ml). If a QC fails to meet the requirements, the compound will be reported qualitatively (see exceptions below).

4.3.2.1.2.1 If any points are dropped from the approved quantitative range of the curve, the compound will be reported qualitatively. The exception is if the highest point is dropped. In addition, if the highest control (QC) fails. The quantitative range for that compound in that range will be adjusted to the next highest calibrator level. Any samples exceeding that level will be reported as greater than (upper limit) ng/ml.

Request

On 10/9/2020, I did an extraction in which only methamphetamine would be evaluated. The 5 ng calibrator on this plate had been used in another run therefore I did not extract or run a 5 ng calibrator in this run. The curve range for methamphetamine for this run was from 10-1000 ng/mL. All of the calibrators and controls that were run met the accuracy and control requirements. I would like to report quantitative results for methamphetamine for this run for those samples that have values between 10-1000 ng/ml.

**Discipline Leader Review**

---

Departure approved

Comments: This is a minor deviation

Departure Not Approved

Comments:

Date: 10/26/2020

Celena Shrum  
Toxicology Discipline Lead