


PRIMERGY RX2540 M4 2U Rack Server



Chapter	Folder	Content
	Cover	List of content, Instructions for usage of this configurator, abbreviations
	Description	System Description for easier understanding
1	Base	describes base unit of RX2540 M4
2		describes rack mount kits and services
3	CPU	Order code and Infos of Intel® Xeon® Processor Scalable Family CPUs
4	RAM	DDR4 System memory (RAM) and memory modes
5	GFX_FPGA	FPGA-cards , Graphics-, Grid-cards, GPU and Xeon Co processors and other graphics options
6	HD_cage	Drive cage and PCIe riser options
7	RAID	SAS / RAID Controller and components
8	ODD	optical disk drives (DVD, DVD-rw, Blu ray)
9	Backup	LTO drives & RDX drive
10	HD_SSD	Storage drives - PCIe SSD - SAS/SATA SSD & HDD
11	LAN_FC_IB	LAN Components
12		Fibre Channel Controller
13		Infiniband Controller
14	PSU	Power supply units, power cables, country specific opt.
15	others	System Management, ATD, RS232 port, TPM module
16	USB devices	Keyboards, Mice, USB devices

Instructions

This document contains basic product and configuration information supporting you in more complicated configurations.

In any case we recommend to use the PC-/SystemArchitect to make sure, that you configure a valid system.

This System configurator is divided into several chapters. They are identical to the current price list and PC-/SystemArchitect.

Please follow this document step by step from the top to the bottom.

Chapter xx - description of chapter

Text fields with grey color offer extra information for related topics (e.g prerequisites, technical background, configuration rules, limitations, ...)

S26361-F4610-E2	<-- order code E-part (bold) --
S26361-F4610-L3	<-- order code L-part (bold)
PLAN 2x1Gb Ethern. Controller	<-- "name" of this part
i350-T2 chip (based on Intel Powerville) offers 2x1Gb RJ45 connectors	<--description of this part, in same cases as well description of content
PCIe Gen2 x4 full height card	<--requires a free PCIe slot --> means total amount of PCIe slots reduced
max. 6x per system	<--indicates how often this part can be configured in the related Server

For further information see:

Link to datasheet:

[http:// xxx](http://xxx)

http://ts.fujitsu.com/products/standard_servers/index.html

(internet)

https://partners.ts.fujitsu.com/com/order-supply/configurators/primergy_config/Pages/default.aspx

(extranet)

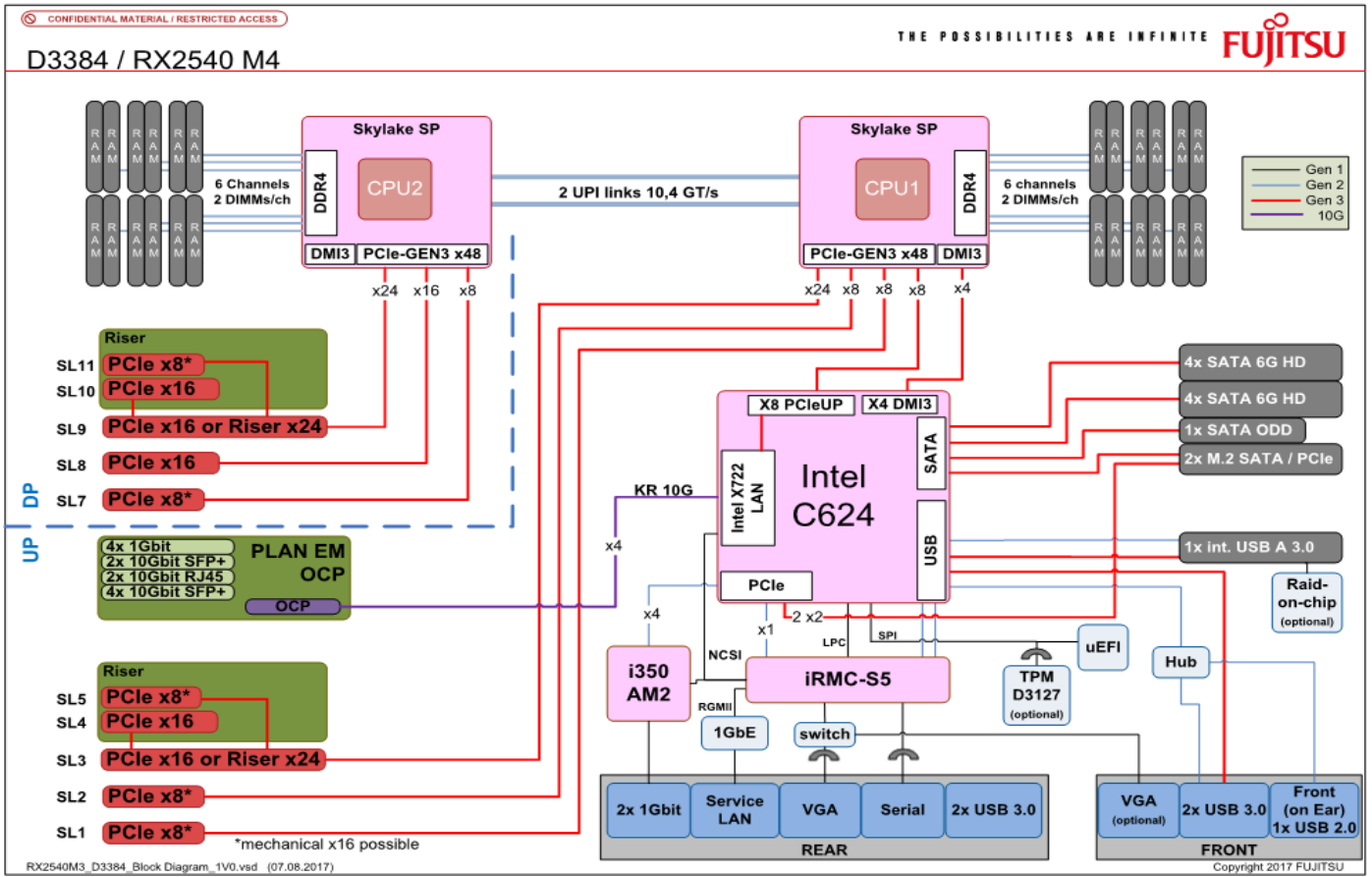
Fujitsu is providing the content of this document with very high accuracy. In case you identify a mistake, we would kindly encourage you to inform us. We kindly ask for understanding, that errors still may occur and that Fujitsu may change this document without notice

Abbreviations

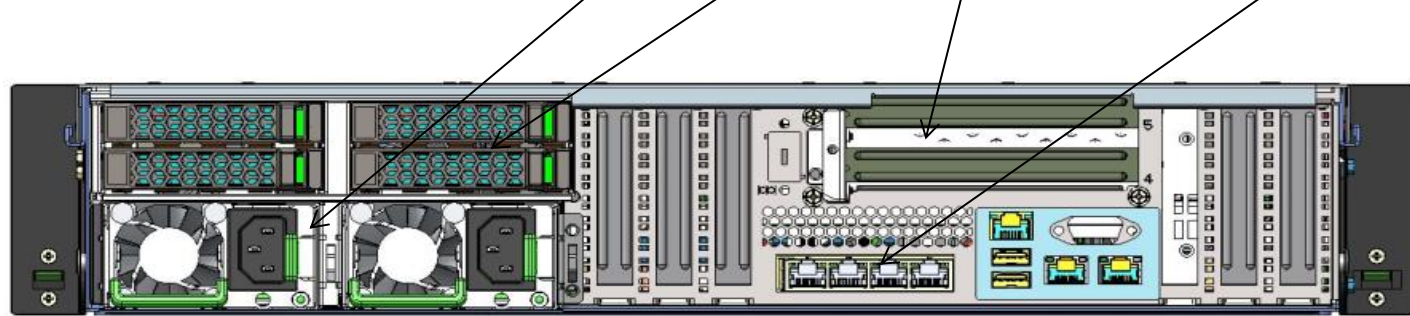
SAS	Drives, RAID	Serial attached SCSI Device (HDD, SSD, LTO drives); SAS2.0 = 6GBit/s; SAS3.0 = 12GBit/s
SATA	Drives, RAID	Serial ATA (HDD, SSD) current SATA speed = 6GBit/s
HDD	Drives	Hard disk drive (Non volatile storage device), 2.5" (SFF) or 3.5" (LFF)
SSD	Drives	Solid state disk (Non volatile storage device), 2.5" (SFF)
SFF	Drives	small form factor (=2.5")
LFF	Drives	large form factor (=3.5")
CPU	Processor	central processing unit ("processor")
RAID	Drives, RAID	RAID 0 = max speed, RAID 1 = mirroring, RAID 5 = 1 out of x drives is spare
Spaces	OS	Microsoft spaces, optimized in Win2012 R2 offers software RAID and storage tiering
vSAN	OS	
storage tiering	RAID	offers optimized storage allocation (fast area for "hot data"; slower area for "cold data")
hot data	Drives	Data which are currently being processed
cold data	Drives	Data which are currently not processed (only stored)
ODD	Drives	optical disk drive (i.e. DVD-player, DVD-burner, Blu ray player, blu ray burner)
OS	operating system	OS=operating system - required for running, organize and administrating the server
E-Part	"Einbau-Part"	"e.g. S26361-F1234- <u>E</u> 240" ordercode with "E" means it is either integrated into to Server (CPU, Mem, ..) or integrated shipping box (Keyboard, Mouse, ..)
L-Part	"Lose Lieferung-Part"	"e.g. S26361-F1234- <u>L</u> 240" ordercode with "L" means, the part will be shipped with extra package, may be as well with shipment




PRIMERGY RX2540 M4 schematics of the System board



PRIMERGY RX2540 M4 rear view with 2x PSU, 4x rear SFF or PCIe riser option and dynamic LoM



PRIMERGY RX2540 M4 front view with drives and operation panel



recommended components for RX2540 M4	#
Independant Mode installation	1x
PLAN EM 4x1Gb T interface card	1x
Region kit APAC/EMEA/India	1x
iRMC advanced pack	1x
Modular PSU 450W platinum hot plug	2x

Chapter 1 - base unit

Start

Power supply units & cooling:
 The PRIMERGY RX2540 M4 offers bays for 1x or 2x direct attached hot plug (opt. redundant) power supply units of 450W, 800W and 1200W with up to 96% efficiency. The PRIMERGY RX2540 M4 comes equipped with ultimate performance processor heat pipes and 6 high performance single hot plug fans (N+1 redundant).

Server Management:
 iRMC S5 (integrated Remote Management Controller) on-board with dedicated (or shared) 10/100/1000 Service LAN-port and integrated graphics controller. With the integrated onboard indicators and controls you can easily highlight failed components via LEDs. The LEDs can be displayed during service even without mains connection by simply pressing the "indicate CSS" button.

Platform:
 Fujitsu Systemboard D3384 "made in Germany" based on Chipset Intel® C624 (Lewisburg 4)
 > 2 serial KTI links
 > Up to two Intel® Xeon® Processor Scalable Family CPUs
Slots: per default, 6 PCIe slots are on board - please see schematics in "Description"
 > 3 PCIe slots low profile, 198 mm length @ first CPU:
 Slot 1 PCIe-Gen3 x8 (notched to install x16 cards)
 Slot 2 PCIe-Gen3 x8 - preferred for first modular RAID/SAS controller
 Slot 3 PCIe-Gen3 x16
 > 3 PCIe slot low profile, 198 mm length @ second CPU:
 Slot 7 PCIe-Gen3 x8 (notched to install x16 cards)
 Slot 8 PCIe-Gen3 x16
 Slot 9 PCIe-Gen3 x16
 Maximum 8 PCI slots are possible with PCIe riser card options (4x full height, please see chapter 5)
 Onboard RAID 0/1 6Gbit/s available for up to 8x SATA drives
 System RAM up to DDR4-2666 MHz
 3.072 GB memory with 24x DDR4 LRDIMMs (12 per CPU)
 Memory speed depends on CPU and configuration, please see folder "CPU" and "RAM" for further details.

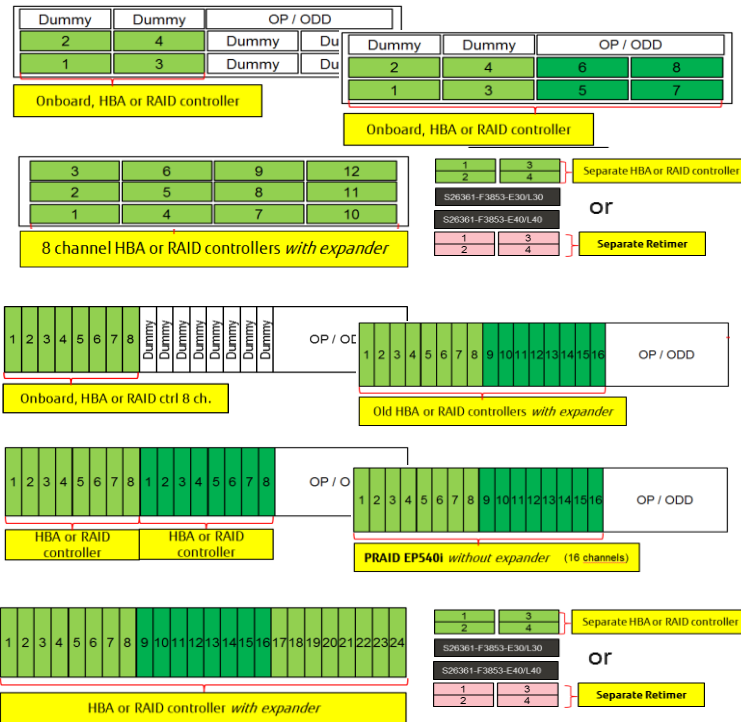
LAN:
 LAN on Motherboard with 2x1Gbit/s (RJ45) plus the high performance Chip Intel LBG4 with flexible LAN connections - options for 4x1Gbit/s (RJ45), 2x10Gbit/s (RJ45), 2x10Gbit/s (SFP+) and 4x10Gbit/s (SFP+) available.

Software:
 * ServerView Suite Software option

Connectivity

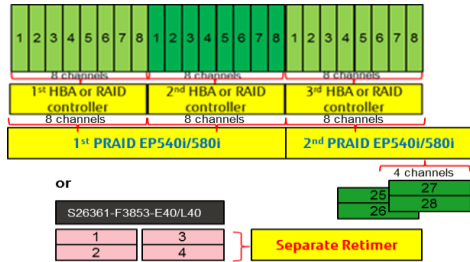
<p><u>Interfaces at rear side</u></p> <ul style="list-style-type: none"> - 1 service LAN RJ45 (1 Gbit) - 2x RJ45 with integrated LEDs for fixed onboard 1Gb LAN - 1x VGA (15 pins) - 2x USB 3.0 UHCI - 1x serial 16550 interface - Slot for interface cards from INTEL (OCP FF) /w up to 4 LAN ports driven by Lewisburg chip 	<p><u>Interfaces at front</u> for base units with less HDD: 2x USB 3.0 and front VGA option for base units with max HDD: 1x USB2.0 (on "ear"), no front VGA option</p> <p><u>Interfaces internal</u></p> <ul style="list-style-type: none"> - 1x USB 3.0 - 2x M.2 - 2x 4* SATA 6G
---	--

Rack version for 19" racks with 2 height units	
No PSU included in base unit	
Basic unit is without CPU and Memory	
For an orderable basic unit first CPU and one memory = first memory has to be selected	
Basic units LFF with	
4x 3.5" HDD bays	S26361-K1567-V104
Option upgrade 4x LFF	S26361-F2495-E108
No CPU TDP limitation with ATD40 option, ATD45 max 150W! No 4x rear SFF option!	
12x 3.5" HDD bays	S26361-K1567-V112
Including SAS expander for 8 channel controller	
No limitation for CPU TDP, no ATD40/45 option! 4x rear SFF option with max. 140W @ sep. ctrl.	
Basic units SFF with	
8x 2.5" HDD bays	S26361-K1567-V408
Option upgrade 8x SFF	S26361-F2495-E416
No CPU TDP limitation with ATD40 option, ATD45 max 150W! No 4x rear SFF option!	
16x 2.5" HDD bays	S26361-K1567-V216
Without SAS expander for configuration with	
- 2x HBA or RAID controllers (mirrored) or	
- 16 channel PRAID EP540i	
No CPU TDP limitation with ATD40 option, ATD45 max 150W! No 4x rear SFF option!	
24x 2.5" HDD bays	S26361-K1567-V424
No limitation for CPU TDP, no ATD40/45 option! 4x rear SFF option with max. 140W @ sep. ctrl.	

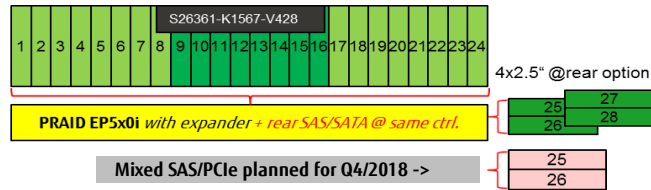


Beneath this five standard basic units there are use case specific basic units available. These may be pre-configured with special components according workload and optimized for a specific use case. There might be different configuration restrictions compared to the seven standard basic units, too...

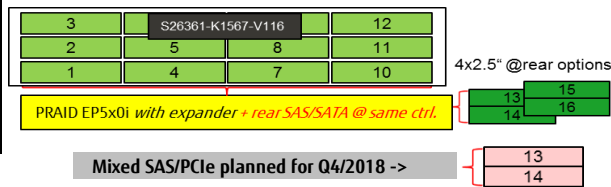
3x 8x 2.5" HDD bays S26361-K1567-V238
VSAN ready node without SAS expander with
 - 3x HBA or RAID 8 channel controllers (Triple)
 or 2x 16-channel-ctrl PRAID EP540i/580i
 plus 4x rear SAS/SATA option @ same ctrl. (140W)
 No limitation for CPU TDP, no ATD40/45 option!
 4x rear SFF option with max. 140W @ sep. ctrl.



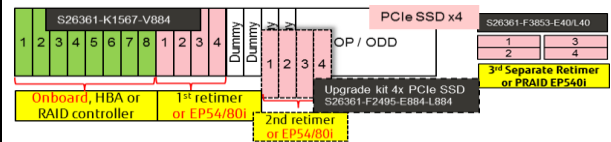
Basic units SFF optimized for Internal Storage
 28x 2.5" big single storage S26361-K1567-V428
 Configuration includes SAS expander, needs 1x PRAID EP5x0i
 and has option for 4x 2.5" rear option (SAS or PCIe)
 No limitation for CPU TDP, no ATD40/45 option!
 4x rear SFF option with max. 140W @ same ctrl.



Basic units LFF optimized for Internal Storage
 12x 3.5" +4x 2.5" big single storage S26361-K1567-V116
 Configuration includes SAS expander, needs 1x PRAID EP5x0i
 and has option for 4x 2.5" rear option (SAS or PCIe)
 No limitation for CPU TDP, no ATD40/45 option!
 4x rear SFF option with max. 140W @ sep. ctrl.

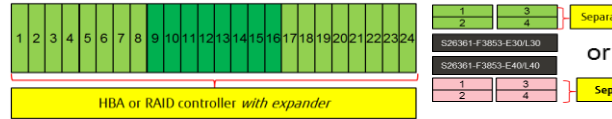


Basic unit SFF optimized for Flash applications (PCIe SSD)
 8x 2.5" + 4x PCIe SSD basic hybrid flash S26361-K1567-V884
 Configuration requires 1x Retimer or PRAID EP54/80i for 4x PCIe SSD each
 No mix of Retimers and PRAID EP54/80i allowed!
 4x to 8x PCIe SSD upgrade option available S26361-F2495-E884 / L884
 No CPU TDP limitation with ATD40 option,
 4x rear SFF option with max. 140W @ sep. ctrl.

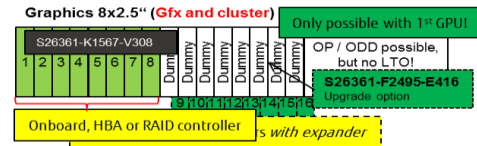


PRAID EP540/80i: max. 3x NVMe, + 1 additional PRAID EP5xxi for SAS/SATA
 HW-RAID NVMe requires VS35 and S26361-F3776-E900

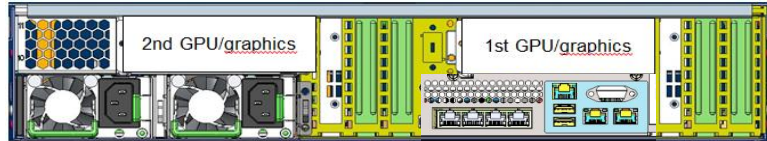
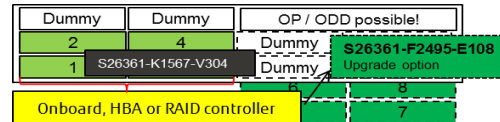
Basic units Liquid Cooled for Performance Storage applications
 24x 2.5" LC big performance storage S26361-K1567-V724
Configuration includes SAS exp., LC kit for CPUs and memory and has option for 4x 2.5" rear option (SAS or PCIe) with no limitation for CPU 205W and ambient temperature max 45°C!!
On special release only!



Basic units for best graphics applications
 8x 2.5" best graphics S26361-K1567-V308
Configuration includes kit for first GPU/graphics card!
 8x 2.5" upgrade option limits to 1x GPU only! S26361-F2495-E416
New limitation: CPU max 165W with ambient temperature max 35°C!!



4x 3.5" best graphics S26361-K1567-V304
Configuration includes kit for first GPU/graphics card!
 4x 3.5" upgrade option has no limitation S26361-F2495-E108
New limitation: CPU max 165W with ambient temperature max 35°C!!



PRIMECENTER Rack

Chapter 2 - Rack architecture

PRIMECENTER Rack

Rack Architecture		Remark			
No RMK	1x	Only with loose server order	S26361-F2735-E111	n/a	no mounting in rack
Rack Mount Kit F1 CMA QRL LV	1x	RMK for server w/max. 2U, w/CMAAdapter	S26361-F2735-E175	S26361-F2735-L175	precondition for CMArm
Bracket 1U for asymmetrical rack	1x	Mounting or enclose of RMK in asym.rack incl.1U bracket	S26361-F4530-E11	n/a	for asymmetrical rack
Mounting of RMK in symmetrical rack	1x	Mounting or enclose of RMK in symmetrical racks w/o support bracket	S26361-F4530-E10	n/a	for symmetrical rack
Rack Mount Kit F1 LV	1x	For server max. 2 height units (U) or max. 35 kg, w/o CMAAdapter	S26361-F2735-E176	S26361-F2735-L176	best choice for 3rd party racks -E176 will be available from Sep.-18.
Rack Mount Kit F1 Slide-In 2U	1x	RMK for RX2540 M4 , w/o CMAAdapter	S26361-F2735-E432	S26361-F2735-L432	for symmetrical rack
Rack Cable Arm 2U	1x	Cable mgmt. arm for 2U or higher	S26361-F2735-E82	S26361-F2735-L82	RMK with CMAAdapter needed
Cable mgmt. lateral for asym.racks	1x	For server/storage subsyst.2U or higher	S26361-F2735-E71	S26361-F2735-L7	occupies 1U above RMK
Cable arm 2U PCR and 3rd partyracks	1x	To be mounted at right or left rack pillar behind servers higher oder equal 2U	n/a	S26361-F2201-L20	mounted above RMK -F2735-L176
Rack installation ex works	1x	Rack will be delivered completely premounted and tested ex factory	SNP:SY-F1647E301-P	n/a	to be ordered 1x per installed rack server
Adapter angle	1x	For asymm. rack, 1U, up to 15kg	n/a	S26361-F2735-L10	needed for mounting of RMK in asym. rack

A

Chapter 3 - CPU

B

There are 2 processor sockets available. Please configure 1 or 2 Processors.
 >> All processors have to be the same type.
 >> With one processor LOM, iRMC and 12x DIMM slots are available
 >> With two processors all 24x DIMM slots are available.
 >> To configure 2nd CPU an additional cooler kit is required.
 >> Empty CPU slot have to be filled up with a CPU Dummy! * HT = Hyper Threading

Xeon Bronze 3100 - Basic (Shelf 1)		
64-bit Intel Xeon processor supporting DDR4 @ 2133MHz & QPI Bus @ 9.6 GT/s		
Xeon Bronze 3104 6C nHT 1.7GHz 85W	S26361-F4051-E104	S26361-F4051-L104
Xeon Bronze 3106 8C nHT 1.7GHz 85W	S26361-F4051-E106	S26361-F4051-L106
Xeon Silver 4100 - Standard (Shelf 2)		
64-bit Intel Xeon processor supporting HT*, DDR4 @ 2400 MHz & QPI Bus 9.6 GT/s		
Xeon Silver 4108 8C 1.8GHz 85W	S26361-F4051-E108	S26361-F4051-L108
Xeon Silver 4110 8C 2.1GHz 85W	S26361-F4051-E110	S26361-F4051-L110
Xeon Silver 4114 10C 2.2GHz 85W	S26361-F4051-E114	S26361-F4051-L114
Xeon Silver 4116 12C 2.1GHz 85W	S26361-F4051-E116	S26361-F4051-L116
Xeon Silver 4100 - Frequency Optimized (Shelf 2)		
64-bit Intel Xeon processor supporting HT*, DDR4 @ 2400 MHz & QPI Bus @ 9.6 GT/s		
Xeon Silver 4112 4C 2.6GHz 85W	S26361-F4051-E212	S26361-F4051-L212
Xeon Gold 5100 - Advanced (Shelf 3)		
64-bit Intel Xeon processor supporting HT*, DDR4 @ 2400 MHz & QPI Bus @ 10.4 GT/s		
Xeon Gold 5115 10C 2.4GHz 85W	S26361-F4051-E115	S26361-F4051-L115
Xeon Gold 5118 12C 2.3GHz 105W	S26361-F4051-E118	S26361-F4051-L118
Xeon Gold 5120 14C 2.2GHz 105W	S26361-F4051-E120	S26361-F4051-L120
Xeon Gold 5100 - Frequency Optimized (Shelf 3)		
64-bit Intel Xeon processor supporting HT*, DDR4 @ 2666 MHz & QPI Bus @ 10.4 GT/s		
Xeon Gold 5122 4C 3.6GHz 105W	S26361-F4051-E222	S26361-F4051-L222
Xeon Gold 6100 - Advanced (Shelf 4)		
64-bit Intel Xeon processor supporting HT*, DDR4 @ 2666 MHz & QPI Bus @ 10.4 GT/s		
Xeon Gold 6130 16C 2.1GHz 125W	S26361-F4051-E130	S26361-F4051-L130
Xeon Gold 6140 18C 2.3GHz 140W	S26361-F4051-E140	S26361-F4051-L140
Xeon Gold 6138 20C 2.0GHz 125W	S26361-F4051-E138	S26361-F4051-L138
Xeon Gold 6148 20C 2.4GHz 150W	S26361-F4051-E148	S26361-F4051-L148
Xeon Gold 6152 22C2.1GHz 140W	S26361-F4051-E152	S26361-F4051-L152
Xeon Gold 6100 - Frequency Optimized (Shelf 4)		
64-bit Intel Xeon processor supporting HT*, DDR4 @ 2666 MHz & QPI Bus @ 10.4 GT/s		
Xeon Gold 6128 6C 3.4GHz 115W	S26361-F4051-E228	S26361-F4051-L228
Xeon Gold 6134 8C 3.2GHz 130W	S26361-F4051-E234	S26361-F4051-L234
Xeon Gold 6126 12C 2.6GHz 125W	S26361-F4051-E226	S26361-F4051-L226
Xeon Gold 6136 12C 3.0GHz 150W	S26361-F4051-E236	S26361-F4051-L236
Xeon Gold 6132 14C 2.6GHz 140W	S26361-F4051-E232	S26361-F4051-L232
Xeon Gold 6142 16C 2.6GHz 150W	S26361-F4051-E242	S26361-F4051-L242
Xeon Gold 6144 8C 3.5GHz 150W	S26361-F4051-E244	S26361-F4051-L244
Xeon Gold 6146 12C 3.2GHz 165W	S26361-F4051-E246	S26361-F4051-L246
Xeon Gold 6150 18C 2.7GHz 165W	S26361-F4051-E250	S26361-F4051-L250
Xeon Gold 6154 18C 3.0GHz 200W	S26361-F4051-E254	S26361-F4051-L254
Xeon Platinum 8100 Advanced (Shelf 4)		
64-bit Intel Xeon processor supporting HT*, DDR4 @ 2666 MHz & QPI Bus @ 10.4 GT/s		
Xeon Platinum 8153 16C 2.0GHz 125W	S26361-F4051-E153	S26361-F4051-L153
Xeon Platinum 8160 24C 2.1GHz 150W	S26361-F4051-E160	S26361-F4051-L160
Xeon Platinum 8164 26C 2.0GHz 150W	S26361-F4051-E164	S26361-F4051-L164
Xeon Platinum 8170 26C 2.1GHz 165W	S26361-F4051-E170	S26361-F4051-L170
Xeon Platinum 8176 28C 2.1GHz 165W	S26361-F4051-E176	S26361-F4051-L176
Xeon Platinum 8180 28C 2.5GHz 205W	S26361-F4051-E180	S26361-F4051-L180
Xeon Platinum 8100 - Frequency optimized		
64-bit Intel Xeon processor supporting HT*, DDR4 @ 2666 MHz & QPI Bus @ 10.4 GT/s		
Xeon Platinum 8168 24C 2.7GHz 205W	S26361-F4051-E268	S26361-F4051-L268
Xeon Gold 6100M - Advanced (Shelf 4; 1.5TB p. Socket)		
64-bit Intel Xeon processor supporting HT*, DDR4 @ 2666 MHz & QPI Bus @ 10.4 GT/s		
Xeon Gold 6134M 8C 3.2GHz 130W	S26361-F4051-E334	S26361-F4051-L334
Xeon Gold 6140M 18C 2.3GHz 140W	S26361-F4051-E340	S26361-F4051-L340
Xeon Gold 6142M 16C 2.6GHz 150W	S26361-F4051-E342	S26361-F4051-L342
Xeon Platinum 8100M - Advanced (1.5TB p. Socket)		
64-bit Intel Xeon processor supporting HT*, DDR4 @ 2666 MHz & QPI Bus @ 10.4 GT/s		
Xeon Platinum 8160M 24C 2.1GHz 150W	S26361-F4051-E360	S26361-F4051-L360
Xeon Platinum 8170M 26C 2.1GHz 165W	S26361-F4051-E370	S26361-F4051-L370
Xeon Platinum 8176M 28C 2.1GHz 165W	S26361-F4051-E376	S26361-F4051-L376
Xeon Platinum 8180M 28C 2.5GHz 205W	S26361-F4051-E380	S26361-F4051-L380

B1

B1

Xeon Silver 4100 - Embedded (Shelf 2)		
64-bit Intel Xeon processor supporting HT*, DDR4 @ 2400 MHz & QPI Bus @ 9.6 GT/s		
Xeon Silver 4114T 10C 2.2GHz 85W (only Special Release)	S26361-F4051-E414	S26361-F4051-L414
Xeon Gold 5100 - Embedded (Shelf 3)		
64-bit Intel Xeon processor supporting HT*, DDR4 @ 2400 MHz & QPI Bus @ 10.4 GT/s		
Xeon Gold 5119T 14C 1.9GHz 85W	S26361-F4051-E419	S26361-F4051-L419
Cooler Kit (see comment above; for upgrade please use according kit to the selected CPU)		
Cooling Kit 2nd CPU	S26361-F3849-E100	
Cooling kit up to 160W TDP		S26361-F4051-L841
Cooling kit up to 205W TDP		S26361-F4051-L842

C

Chapter 4 - DDR4 System memory

C

Each CPU offers 12 Slots for DDR4 Memory Modules organised in 2 Banks and 6 Channels with 2 Memory Controllers (3 Channels each). If you need more than 12 Slots you have to configure the 2nd CPU. Depending on the amount of memory configured you can decide between 4 basic modes of operation (see explanation below).

There are 3 different kinds of DDR4 Memory Modules available: RDIMM, RDIMM 3DS (also known as TSV) and LRDIMM. Mix of these different kind of memories is not allowed.

Supported memory capacities per CPU:
 384 GB DDR4 RDIMM (12x 32GB 2Rx4)
 1.536 GB DDR4 RDIMM 3DS (12x 128GB 8Rx4) - **Special CPU type with a "M" at the end is required while using 128GB modules!**

Supported memory capacities per System:
 768GB using RDIMM
 3.072GB using RDIMM 3DS technology with 128GB per module

The memory speed is independent from the configuration (1DPC or 2DPC) but restricted by the CPU SKU (max. 2.666 MT/s). DDR4 memory is operated at 1.2V

S26361-F3694-E10	Independent Mode Installation
Independent Channel Mode allows all channels to be populated in any order. No specific Memory RAS features are defined	
Requires minimum 1 memory Module per CPU	
S26361-F3694-E1	Rank Sparing Mode Installation
BIOS Setup factory preinstalled to this mode. One Rank is spare of other ranks on the same channel. Spare Rank is not shown in System Memory. For effective capacity within a channel, please have a look below.	
Requires minimum 2x 1R/2R or 1x 4R/8R modules per CPU	
S26361-F3694-E2	Performance Mode Installation
BIOS Setup factory preinstalled for maximum Performance, six identical memory modules will be equipped in one memory bank to achieve highest memory performance. All six modules are active and full capacity can be used.	
Multiple of 6 identical modules to be configured per CPU	
S26361-F3694-E3	Mirrored Channel Mode Installation
BIOS preconfiguration for Mirror mode. Two or three identical memory modules are always equipped at one memory controller to use the mirrored channel mode. Half of the modules contain active data, the remaining modules contain mirrored data. See details below.	
Multiple of 6 identical modules to be configured per CPU	



Resulting memory capacity / Rank Sparing Mode, 1 Channel populated												
	RDIMM						RDIMM 3DS				LRDIMM	
	16GB	1R	16GB	2R	32GB	2R	64GB	4R	128GB	8R	64GB	4R
1DPC			8GB		16GB		32GB		64GB		48GB	
2DPC	16GB		24GB		48GB		96GB		192GB		112GB	



Apparently 3DS-DIMMs don't behave like 4Rx4 modules but as 2Rx4; same situation for 8Rx4 organized modules (=> 2Rx4). Result is, that in rank-sparing mode the memory loss is half of one module capacity. This is shown in table above.

DDR4 rg x8 2666			
8GB (1x8GB) 2Rx8 DDR4-2666 R ECC	S26361-F4026-E118	S26361-F4026-L118	special release only
16GB (1x16GB) 2Rx8 DDR4-2666 R ECC	S26361-F4026-E116	S26361-F4026-L116	special release only
DDR4 rg x4 2666			
8GB (1x8GB) 1Rx4 DDR4-2666 R ECC	S26361-F4026-E208	S26361-F4026-L208	
16GB (1x16GB) 2Rx4 DDR4-2666 R ECC	S26361-F4026-E226	S26361-F4026-L226	special release only
16GB (1x16GB) 1Rx4 DDR4-2666 R ECC	S26361-F4026-E216	S26361-F4026-L216	
32GB (1x32GB) 2Rx4 DDR4-2666 R ECC	S26361-F4026-E232	S26361-F4026-L232	
DDR4 rg 2666 3DS			
64GB (1x64GB) 4Rx4 DDR4-2666 3DS ECC	S26361-F4026-E364	S26361-F4026-L364	
128GB (1x128GB) 8Rx4 DDR4-2666 3DS ECC	S26361-F4026-E328	S26361-F4026-L328	
DDR4 lr 2666			
64GB (1x64GB) 4Rx4 DDR4-2666 LR ECC	S26361-F4026-E464	S26361-F4026-L464	

D

Detailed information

Mode	Configuration	RDIMM		Use case, advantage
			RDIMM LRDIMM	
		x8	x4	
SDDC (chipkill) support	any	no	yes	supports detecting multi-bit errors
Independant channel mode	1 or 2 Modules / Bank	yes	yes	offers max. flexibility, upgradeability, capacity
Mirrored channel mode *)	6 identical Modules / Bank	no	yes	offers maximum security
Performance mode	6 identical Modules / Bank	yes	yes	offers maximum performance and capacity
Rank sparing mode *)	min. 2 Ranks / Channel	no	yes	balances performance and capacity

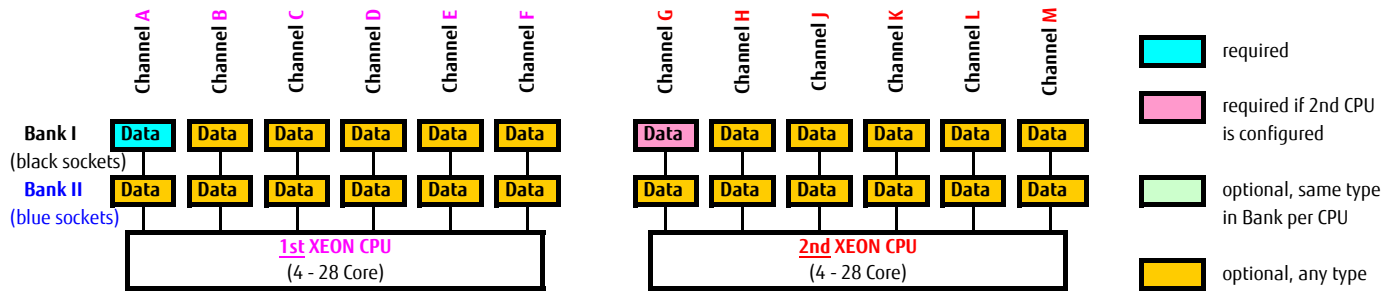
*) For the delivery ex factory the system will be prepared with dedicated BIOS setting.

Capacity	Configuration	RDIMM	RDIMM 3DS	Notes
Min. Memory per CPU	1 Module / CPU	1x8GB	1x64GB	with one CPU
Max. Memory per CPU	12 Modules / CPU	12x32GB	12x128GB	with one CPU
Max. Memory per System	24 Modules / System	768GB	3.072GB	if second CPU is configured

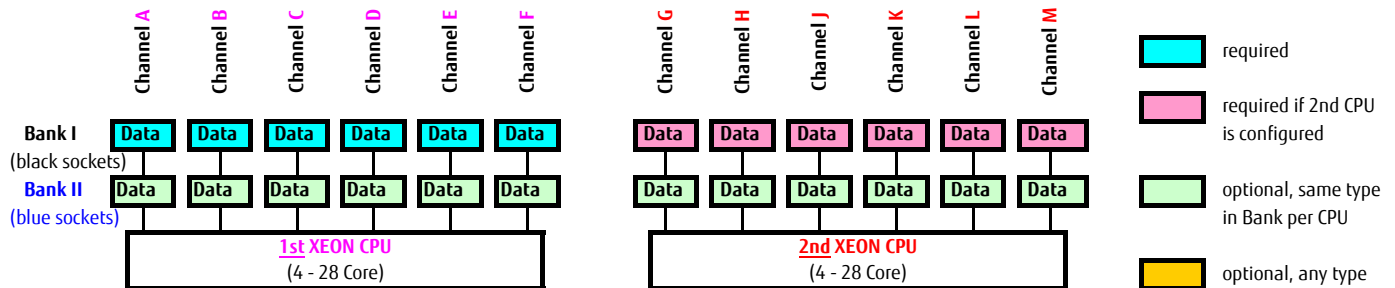
The memory sockets on the Systemboards are color coded

Bank I	black sockets	Bank II	blue sockets
---------------	---------------	----------------	--------------

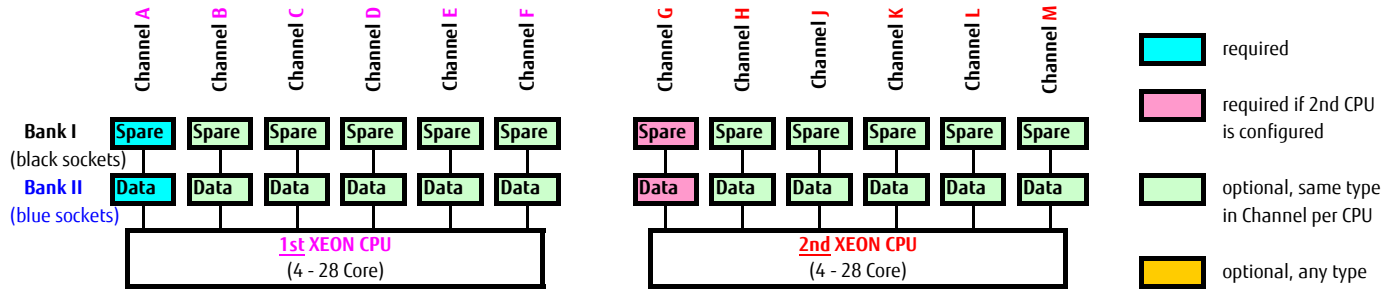
Independant channel mode



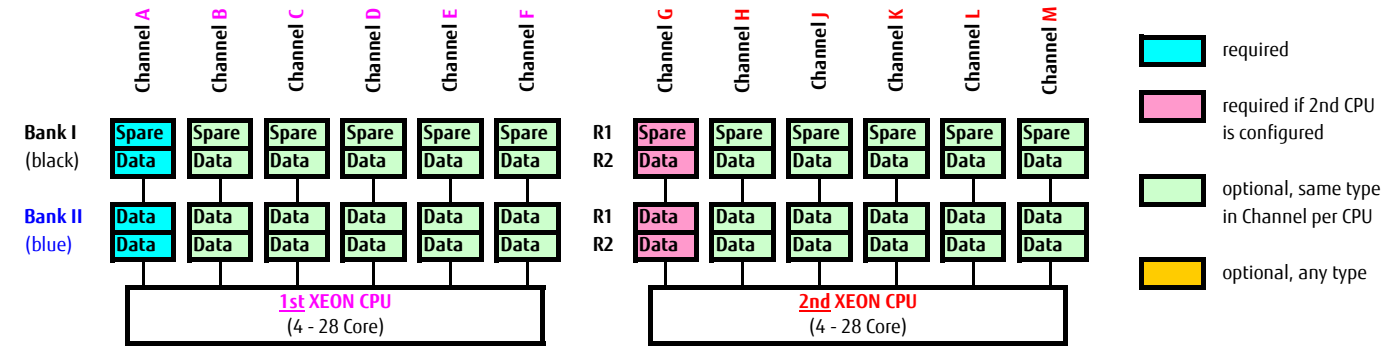
Performance Channel Mode



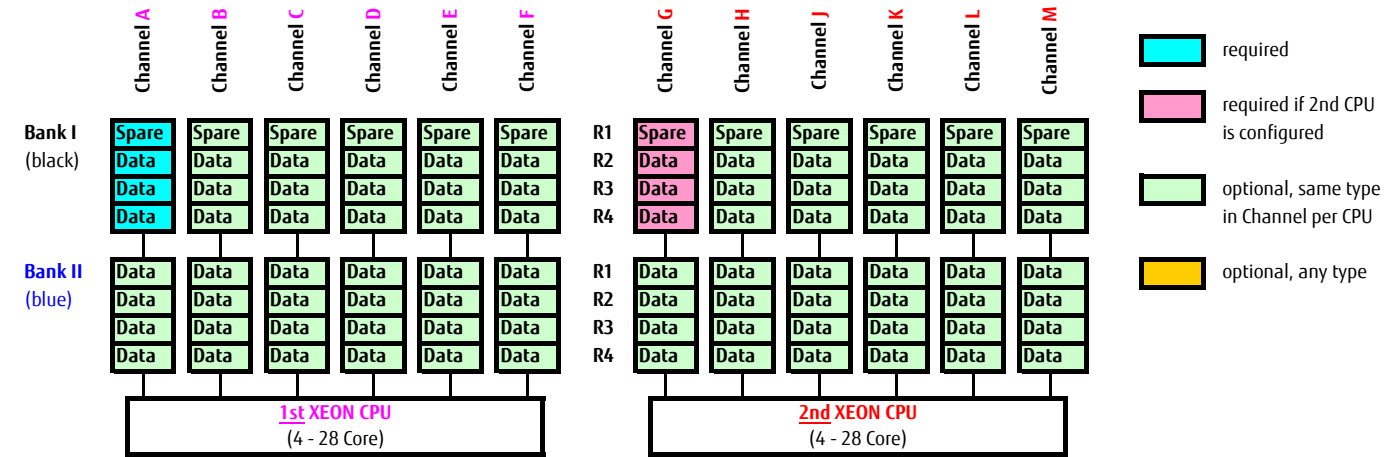
Rank sparing mode --- 1-Rank Memory modules (RDIMM)



Rank sparing mode --- 2-Rank Memory modules (RDIMM)

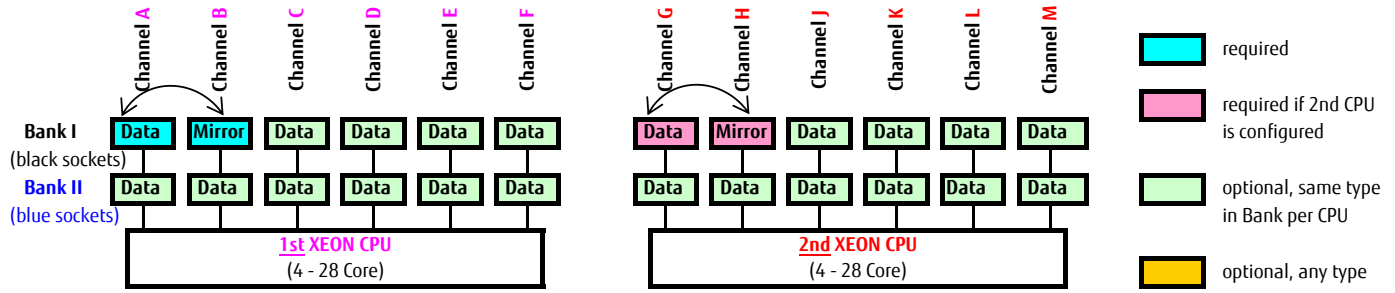


Rank sparing mode --- 4-Rank Memory modules (RDIMM 3DS)



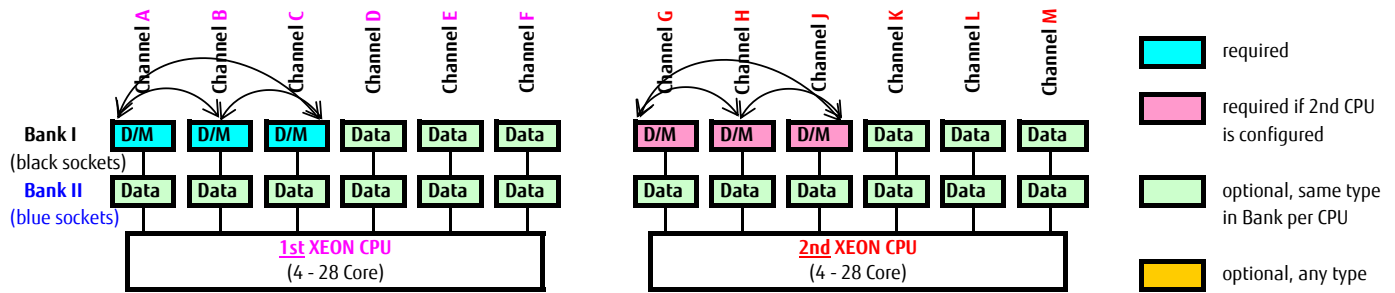
Rank Sparing Mode requires identical modules (same capacity and technology) within the same channel. The available memory for applications will vary depending on configuration. Please refer to the spreadsheet above "Effective Memory capacity with active Rank Sparing Mode". Population rule for Rank sparing mode is to achieve max. available memory, e.g. 4 DIMMs will be spread across two channels, each with 2DPC

Mirror Channel Mode (2 DIMMS per CPU)



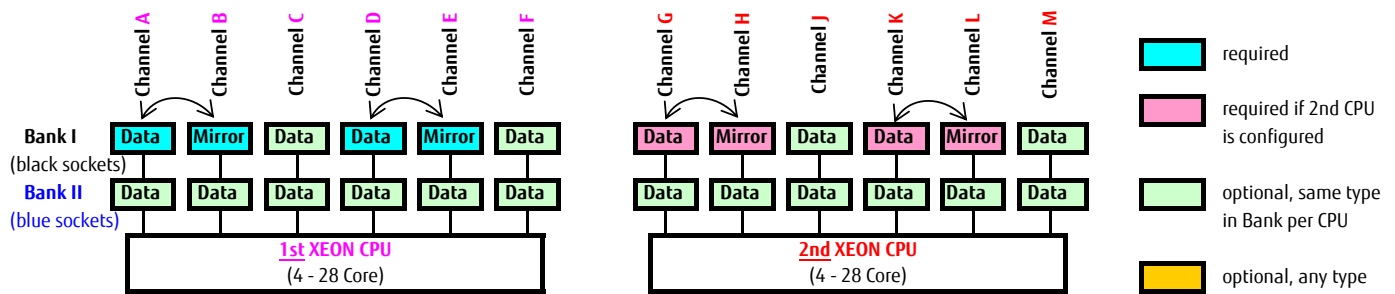
Mirrored Channel Mode (2 DIMMS per CPU) requires identical modules on channel A & B (1st CPU) or channel G & H (2nd CPU) 50% of the capacity is used for the mirror => the available memory for applications is only half of the installed memory. If this mode is used, a multiple of 2 identical modules has to be ordered.

Mirror Channel Mode (3 DIMMS per CPU)



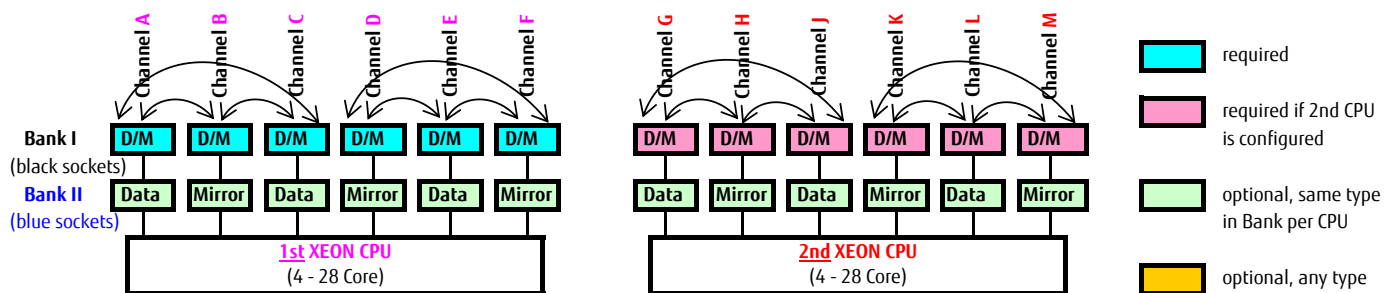
Mirrored Channel Mode (3 DIMMS per CPU) requires identical modules on channel A, B & C (1st CPU) or channel G, H & J (2nd CPU) 50% of the capacity is used for the mirror => the available memory for applications is only half of the installed memory. If this mode is used, a multiple of 3 identical modules has to be ordered.

Mirror Channel Mode (4 DIMMS per CPU)



Mirrored Channel Mode (4 DIMMS per CPU) requires identical modules on channel A, B, D & E (1st CPU) or channel G, H, K & L (2nd CPU) 50% of the capacity is used for the mirror => the available memory for applications is only half of the installed memory. If this mode is used, a multiple of 4 identical modules has to be ordered.

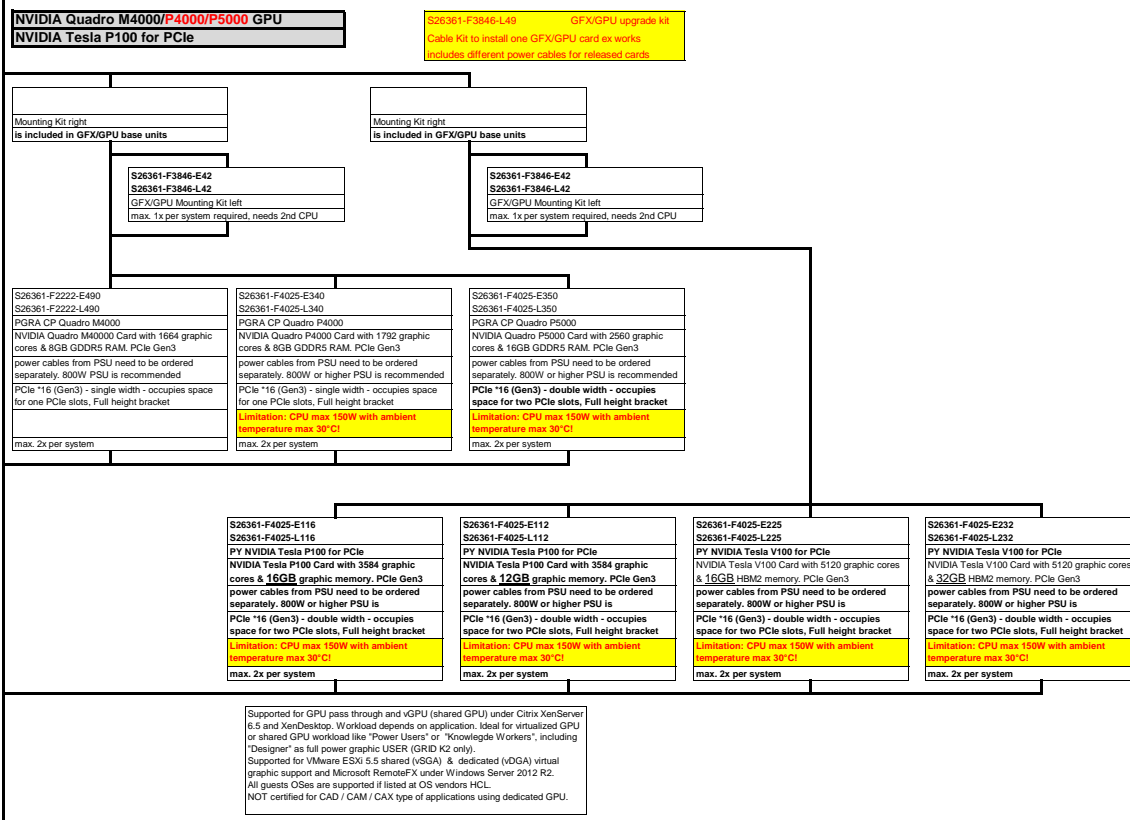
Mirror Channel Mode (6 DIMMS per CPU)



Mirrored Channel Mode requires identical modules on channel A, B, C, D, E, F (1st CPU) or channel G, H, J, K, L and M (2nd CPU) 50% of the capacity is used for the mirror => the available memory for applications is only half of the installed memory. If this mode is used, a multiple of 6 identical modules has to be ordered.

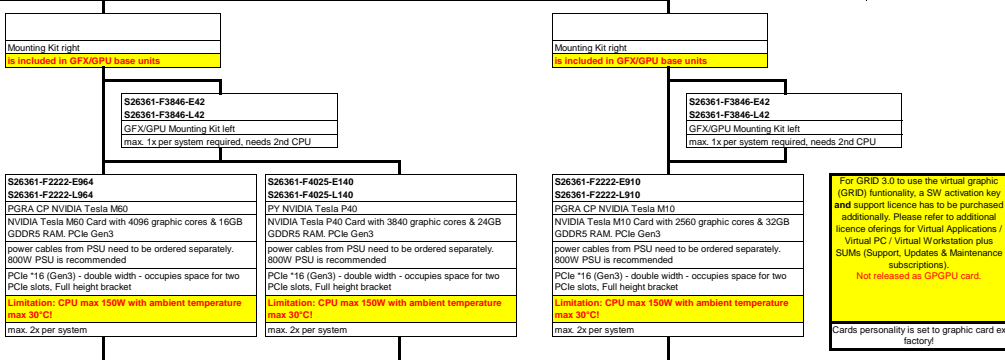
Chapter 5 - Graphics or FPGA options

D														
<table border="1"> <tr><td>S26361-F1420-E130</td></tr> <tr><td>S26361-F1420-L130</td></tr> <tr><td>Front VGA connector (15-pin)</td></tr> <tr><td>Front VGA connector (15-pin) including cable and front connector</td></tr> <tr><td>Not for base unit S26361-K1567-V112 or -V124</td></tr> <tr><td>max. 1x per system</td></tr> </table>	S26361-F1420-E130	S26361-F1420-L130	Front VGA connector (15-pin)	Front VGA connector (15-pin) including cable and front connector	Not for base unit S26361-K1567-V112 or -V124	max. 1x per system								
S26361-F1420-E130														
S26361-F1420-L130														
Front VGA connector (15-pin)														
Front VGA connector (15-pin) including cable and front connector														
Not for base unit S26361-K1567-V112 or -V124														
max. 1x per system														
<table border="1"> <tr><td>S26361-F2748-E638</td></tr> <tr><td>S26361-F2748-L638</td></tr> <tr><td>PGRA CP NVS 1GB VGA PCIe x16</td></tr> <tr><td>NVIDIA NVS315 1024 MB PCIe-x16</td></tr> <tr><td>Connectors: 1x LFH 59, cable kit for 2x DVI or 2x VGA cable kits included</td></tr> <tr><td>Dual head + professional 2-D + 3-D supported for Windows OS</td></tr> <tr><td>native driver support for Linux OS</td></tr> <tr><td>occupies slot 3 (or 8)</td></tr> <tr><td>max. 1x per system</td></tr> </table>	S26361-F2748-E638	S26361-F2748-L638	PGRA CP NVS 1GB VGA PCIe x16	NVIDIA NVS315 1024 MB PCIe-x16	Connectors: 1x LFH 59, cable kit for 2x DVI or 2x VGA cable kits included	Dual head + professional 2-D + 3-D supported for Windows OS	native driver support for Linux OS	occupies slot 3 (or 8)	max. 1x per system	<p>The high end optional NVIDIA NVS315 graphic card offers dual head operation and full 3D video support. The cables for either two times DVI-I or VGA connections are included.</p> <p>Remote Video direction via iRMC must be disabled.</p> <p>PY VGA card can be installed in slot 3 (CPU1) or slot 8 (CPU2)</p>				
S26361-F2748-E638														
S26361-F2748-L638														
PGRA CP NVS 1GB VGA PCIe x16														
NVIDIA NVS315 1024 MB PCIe-x16														
Connectors: 1x LFH 59, cable kit for 2x DVI or 2x VGA cable kits included														
Dual head + professional 2-D + 3-D supported for Windows OS														
native driver support for Linux OS														
occupies slot 3 (or 8)														
max. 1x per system														
<table border="1"> <tr><td>S26361-F4066-E401</td></tr> <tr><td>S26361-F4066-L401</td></tr> <tr><td>PGRA CP NVIDIA Quadro P400</td></tr> <tr><td>NVIDIA Quadro</td></tr> <tr><td>4GB PCIe 3.0 x16</td></tr> <tr><td>Connectors: 3x Mini-DP</td></tr> <tr><td>no cable kits included</td></tr> <tr><td>cable must be ordered seperately</td></tr> <tr><td>Triple head + professional 2-D + 3-D supported for Windows OS</td></tr> <tr><td>native driver support for Linux OS</td></tr> <tr><td>occupies slot 3 (or 8)</td></tr> <tr><td>Low profile bracket</td></tr> <tr><td>max. 1x per system</td></tr> </table>	S26361-F4066-E401	S26361-F4066-L401	PGRA CP NVIDIA Quadro P400	NVIDIA Quadro	4GB PCIe 3.0 x16	Connectors: 3x Mini-DP	no cable kits included	cable must be ordered seperately	Triple head + professional 2-D + 3-D supported for Windows OS	native driver support for Linux OS	occupies slot 3 (or 8)	Low profile bracket	max. 1x per system	<p>The high end optional NVIDIA Quadro P400 graphic card offers triple head operation and full 3D video support.</p> <p>The cables kit is not included. It is necessary to order cable kit.</p> <p>Remote Video direction via iRMC must be disabled.</p> <p>PY VGA card can be installed in slot 3 (CPU1) or slot 8 (CPU2)</p>
S26361-F4066-E401														
S26361-F4066-L401														
PGRA CP NVIDIA Quadro P400														
NVIDIA Quadro														
4GB PCIe 3.0 x16														
Connectors: 3x Mini-DP														
no cable kits included														
cable must be ordered seperately														
Triple head + professional 2-D + 3-D supported for Windows OS														
native driver support for Linux OS														
occupies slot 3 (or 8)														
Low profile bracket														
max. 1x per system														
<table border="1"> <tr><td>S26361-F4066-E11</td></tr> <tr><td>S26361-F4066-L11</td></tr> <tr><td>MiniDP-DP ADAPTER</td></tr> <tr><td>max. 3x per card</td></tr> </table>	S26361-F4066-E11	S26361-F4066-L11	MiniDP-DP ADAPTER	max. 3x per card										
S26361-F4066-E11														
S26361-F4066-L11														
MiniDP-DP ADAPTER														
max. 3x per card														
<table border="1"> <tr><td>S26361-F4066-E12</td></tr> <tr><td>S26361-F4066-L12</td></tr> <tr><td>DP-VGA ADAPTER</td></tr> <tr><td>max. 3x per card</td></tr> </table>	S26361-F4066-E12	S26361-F4066-L12	DP-VGA ADAPTER	max. 3x per card	<table border="1"> <tr><td>S26361-F4066-E13</td></tr> <tr><td>S26361-F4066-L13</td></tr> <tr><td>DP-DVI ADAPTER</td></tr> <tr><td>max. 3x per card</td></tr> </table>	S26361-F4066-E13	S26361-F4066-L13	DP-DVI ADAPTER	max. 3x per card					
S26361-F4066-E12														
S26361-F4066-L12														
DP-VGA ADAPTER														
max. 3x per card														
S26361-F4066-E13														
S26361-F4066-L13														
DP-DVI ADAPTER														
max. 3x per card														



NVIDIA TESLA M60/M10 GPU pass through vGPU

S26361-F3846-L49 **GFX/GPU upgrade kit**
Cable Kit to install one GFX/GPU card ex works includes different power cables for released cards



Perpetual Software license

<p>S26361-F4024-S101 S26361-F4024-L101</p> <p>GRID Virtual Applications (vApps) Perpetual License, 1 CCU</p> <p>24x per P40 card 32x per M60 card 64x per M10 card</p>	<p>S26361-F4024-S201 S26361-F4024-L201</p> <p>NVIDIA GRID Virtual PC (vPC) Perpetual License, 1 CCU</p> <p>24x per P40 card 32x per M60 card 64x per M10 card</p>	<p>S26361-F4024-S301 S26361-F4024-L301</p> <p>NVIDIA Quadro Virtual Datacenter Work Station (vDWS) Perpetual License, 1 CCU</p> <p>24x per P40 card 32x per M60 card 64x per M10 card</p>
<p>S26361-F4024-S803 L26361-F4024-L803</p> <p>NVIDIA GRID vApps Prod SUMS 3 year, 1 CCU</p> <p>same volume with perpetual license</p>	<p>S26361-F4024-S804 L26361-F4024-L804</p> <p>NVIDIA GRID vApps Prod SUMS 4 year, 1 CCU</p> <p>same volume with perpetual license</p>	<p>S26361-F4024-S805 L26361-F4024-L805</p> <p>NVIDIA GRID vApps Prod SUMS 5 year, 1 CCU</p> <p>same volume with perpetual license</p>
<p>S26361-F4024-S813 L26361-F4024-L813</p> <p>NVIDIA GRID vPC Prod SUMS 3 year, 1 CCU</p> <p>same volume with perpetual license</p>	<p>S26361-F4024-S814 L26361-F4024-L814</p> <p>NVIDIA GRID vPC Prod SUMS 4 year, 1 CCU</p> <p>same volume with perpetual license</p>	<p>S26361-F4024-S815 L26361-F4024-L815</p> <p>NVIDIA GRID vPC Prod SUMS 5 year, 1 CCU</p> <p>same volume with perpetual license</p>
<p>S26361-F4024-S823 L26361-F4024-L823</p> <p>NVIDIA Quadro vDWS Prod SUMS 3 year, 1 CCU</p> <p>same volume with perpetual license</p>	<p>S26361-F4024-S824 L26361-F4024-L824</p> <p>NVIDIA Quadro vDWS Prod SUMS 4 year, 1 CCU</p> <p>same volume with perpetual license</p>	<p>S26361-F4024-S825 L26361-F4024-L825</p> <p>NVIDIA Quadro vDWS Prod SUMS 5 year, 1 CCU</p> <p>same volume with perpetual license</p>

SUMS must be ordered in equal numbers with each SW perpetual license. Please refer data sheet.

NVIDIA SUMS License (6 months) for renewal - Loose Delivery -

S26361-F4024-L956 NVIDIA GRID vApps Prod SUMS 6 months Renew, 1 CCU	S26361-F4024-L966 NVIDIA GRID vPC Prod SUMS 6 months Renew, 1 CCU	S26361-F4024-L976 NVIDIA GRID vDWS Prod SUMS 6 months Renew, 1 CCU
---	---	--

NVIDIA SUMS License (1 year) for renewal - Loose Delivery -

S26361-F4024-L901 NVIDIA GRID vApps Prod SUMS 1yr Renew, 1 CCU	S26361-F4024-L911 NVIDIA GRID vPC Prod SUMS 1yr Renew, 1 CCU	S26361-F4024-L921 NVIDIA GRID vDWS Prod SUMS 1yr Renew, 1 CCU
--	--	---

NVIDIA SUMS License (2 years) for renewal - Loose Delivery -

S26361-F4024-L952 NVIDIA GRID vApps Prod SUMS 2yrs Renew, 1 CCU	S26361-F4024-L962 NVIDIA GRID vPC Prod SUMS 2yrs Renew, 1 CCU	S26361-F4024-L972 NVIDIA GRID vDWS Prod SUMS 2yrs Renew, 1 CCU
---	---	--

NVIDIA SUMS License (3 years) for renewal - Loose Delivery -

S26361-F4024-L953 NVIDIA GRID vApps Prod SUMS 3yrs Renew, 1 CCU	S26361-F4024-L963 NVIDIA GRID vPC Prod SUMS 3yrs Renew, 1 CCU	S26361-F4024-L973 NVIDIA GRID vDWS Prod SUMS 3yrs Renew, 1 CCU
---	---	--

NVIDIA SUMS License (4 years) for renewal - Loose Delivery -

S26361-F4024-L954 NVIDIA GRID vApps Prod SUMS 4yrs Renew, 1 CCU	S26361-F4024-L964 NVIDIA GRID vPC Prod SUMS 4yrs Renew, 1 CCU	S26361-F4024-L974 NVIDIA GRID vDWS Prod SUMS 4yrs Renew, 1 CCU
---	---	--

NVIDIA SUMS License (5 years) for renewal - Loose Delivery -

S26361-F4024-L955 NVIDIA GRID vApps Prod SUMS 5yrs Renew, 1 CCU	S26361-F4024-L965 NVIDIA GRID vPC Prod SUMS 5yrs Renew, 1 CCU	S26361-F4024-L975 NVIDIA GRID vDWS Prod SUMS 5yrs Renew, 1 CCU
---	---	--

Subscription Software license

<p>S26361-F4024-S111 S26361-F4024-L111</p> <p>GRID Virtual Applications (vApps) Subscription License, 1 year, 1 CCU</p> <p>24x per P40 card 32x per M60 card 64x per M10 card</p>	<p>S26361-F4024-S113 S26361-F4024-L113</p> <p>GRID Virtual Applications (vApps) Subscription License, 3 years, 1 CCU</p> <p>24x per P40 card 32x per M60 card 64x per M10 card</p>	<p>S26361-F4024-S115 S26361-F4024-L115</p> <p>GRID Virtual Applications (vApps) Subscription License, 5 years, 1 CCU</p> <p>24x per P40 card 32x per M60 card 64x per M10 card</p>
<p>S26361-F4024-S211 S26361-F4024-L211</p> <p>NVIDIA GRID Virtual PC (vPC) Subscription License, 1 year, 1 CCU</p> <p>24x per P40 card 32x per M60 card 64x per M10 card</p>	<p>S26361-F4024-S213 S26361-F4024-L213</p> <p>NVIDIA GRID Virtual PC (vPC) Subscription License, 3 years, 1 CCU</p> <p>24x per P40 card 32x per M60 card 64x per M10 card</p>	<p>S26361-F4024-S215 S26361-F4024-L215</p> <p>NVIDIA GRID Virtual PC (vPC) Subscription License, 5 years, 1 CCU</p> <p>24x per P40 card 32x per M60 card 64x per M10 card</p>
<p>S26361-F4024-S311 S26361-F4024-L311</p> <p>NVIDIA Quadro Virtual Datacenter Work Station (vDWS) Subscription License, 1 year, 1 CCU</p> <p>24x per P40 card 32x per M60 card 64x per M10 card</p>	<p>S26361-F4024-S313 S26361-F4024-L313</p> <p>NVIDIA Quadro Virtual Datacenter Work Station (vDWS) Subscription License, 3 years, 1 CCU</p> <p>24x per P40 card 32x per M60 card 64x per M10 card</p>	<p>S26361-F4024-S315 S26361-F4024-L315</p> <p>NVIDIA Quadro Virtual Datacenter Work Station (vDWS) Subscription License, 5 years, 1 CCU</p> <p>24x per P40 card 32x per M60 card 64x per M10 card</p>

This license model is NOT requirement for SUMS (Support license). It is including it.

NVIDIA Subscription License (6 months) for renewal - Loose Delivery -

S26361-F4024-L906 NVIDIA GRID vApps Subscription License 6 months Renew, 1 CCU	S26361-F4024-L916 NVIDIA GRID vPC Subscription License 6 months Renew, 1 CCU	S26361-F4024-L926 NVIDIA GRID Quadro vDWS Subscription License 6 months Renew, 1 CCU
--	--	--

NVIDIA Subscription License (1 year) for renewal - Loose Delivery -

S26361-F4024-L907 NVIDIA GRID vApps Subscription License 1yr Renew, 1 CCU	S26361-F4024-L917 NVIDIA GRID vPC Subscription License 1yr Renew, 1 CCU	S26361-F4024-L927 NVIDIA GRID Quadro vDWS Subscription License 1yr Renew, 1 CCU
---	---	---

NVIDIA Subscription License (2 years) for renewal - Loose Delivery -

S26361-F4024-L908 NVIDIA GRID vApps Subscription License 2yrs Renew, 1 CCU	S26361-F4024-L918 NVIDIA GRID vPC Subscription License 2yrs Renew, 1 CCU	S26361-F4024-L928 NVIDIA GRID Quadro vDWS Subscription License 2yrs Renew, 1 CCU
--	--	--

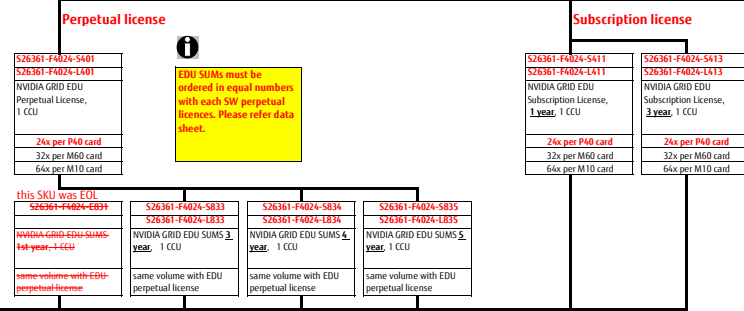
NVIDIA Subscription License (3 years) for renewal - Loose Delivery -

S26361-F4024-L909 NVIDIA GRID vApps Subscription License 3yrs Renew, 1 CCU	S26361-F4024-L919 NVIDIA GRID vPC Subscription License 3yrs Renew, 1 CCU	S26361-F4024-L929 NVIDIA GRID Quadro vDWS Subscription License 3yrs Renew, 1 CCU
--	--	--

NVIDIA Subscription License (5 years) for renewal - Loose Delivery -

S26361-F4024-L910 NVIDIA GRID vApps Subscription License 5yrs Renew, 1 CCU	S26361-F4024-L920 NVIDIA GRID vPC Subscription License 5yrs Renew, 1 CCU	S26361-F4024-L930 NVIDIA GRID Quadro vDWS Subscription License 5yrs Renew, 1 CCU
--	--	--

Education Software license



- NVIDIA EDU SUMS License (6 months) for renewal - Loose Delivery -**
S26361-F4024-L930
NVIDIA GRID EDU SUMS 6 months Renew, 1CCU
NVIDIA EDU SUMS License (6 months) for renewal. It needs if you need to continue EDU SUMS.
- NVIDIA EDU SUMS License (1 year) for renewal - Loose Delivery -**
S26361-F4024-L931
NVIDIA GRID EDU SUMS 1yr Renew, 1CCU
NVIDIA EDU SUMS License (1 year) for renewal. It needs if you need to continue EDU SUMS.
- NVIDIA EDU SUMS License (2 years) for renewal - Loose Delivery -**
S26361-F4024-L932
NVIDIA GRID EDU SUMS 2yrs Renew, 1CCU
NVIDIA EDU SUMS License (2 years) for renewal. It needs if you need to continue EDU SUMS.
- NVIDIA EDU SUMS License (3 years) for renewal - Loose Delivery -**
S26361-F4024-L933
NVIDIA GRID EDU SUMS 3yrs Renew, 1CCU
NVIDIA EDU SUMS License (3 years) for renewal. It needs if you need to continue EDU SUMS.
- NVIDIA EDU SUMS License (4 years) for renewal - Loose Delivery -**
S26361-F4024-L934
NVIDIA GRID EDU SUMS 4yrs Renew, 1CCU
NVIDIA EDU SUMS License (4 years) for renewal. It needs if you need to continue EDU SUMS.
- NVIDIA EDU SUMS License (5 years) for renewal - Loose Delivery -**
S26361-F4024-L935
NVIDIA GRID EDU SUMS 5yrs Renew, 1CCU
NVIDIA EDU SUMS License (5 years) for renewal. It needs if you need to continue EDU SUMS.

- NVIDIA Subscription License (6 months) for renewal - Loose Delivery -**
S26361-F4024-L946
NVIDIA GRID EDU Subscription License 6 months Renew, 1CCU
NVIDIA Subscription License (6 months) for renewal. It needs if you need to continue Subscription.
- NVIDIA Subscription License (1 year) for renewal - Loose Delivery -**
S26361-F4024-L941
NVIDIA GRID EDU Subscription License 1yr Renew, 1CCU
NVIDIA Subscription License (1 year) for renewal. It needs if you need to continue Subscription.
- NVIDIA Subscription License (2 years) for renewal - Loose Delivery -**
S26361-F4024-L942
NVIDIA GRID EDU Subscription License 2yrs Renew, 1CCU
NVIDIA Subscription License (2 years) for renewal. It needs if you need to continue Subscription.
- NVIDIA Subscription License (3 years) for renewal - Loose Delivery -**
S26361-F4024-L943
NVIDIA GRID EDU Subscription License 3yrs Renew, 1CCU
NVIDIA Subscription License (3 years) for renewal. It needs if you need to continue Subscription.

Intel PAC A10 FPGA Card

Will be available beginning of November 2018

Mounting Kit right
is included in GFX/GPU base units

S26361-F3846-E42
S26361-F3846-L42
GFX/GPU Mounting Kit left
max. 1x per system required, needs 2nd CPU

S26361-F4067-E1
S26361-F4067-L1
Intel PAC Arria 10 GX FPGA
Intel Programmable Acceleration Card with Arria 10 GX
FPGA.
power cables from PSU need to be ordered separately.
80W or higher PSU is recommended.
INTEL PAC W/A10 FPGA, PCIe-x16(Mechanical) FPGA
card, 1x SFP+ w/ 4x 10GbE or 40GbE support
max. 2x per system


S26361-F3846-L49 GFX/GPU upgrade kit
Cable Kit to install one GFX/GPU card ex works
includes different power cables for released cards

E

Chapter 6 - Drive cage and PCIe riser options

F

Six standard basic units provide the basic 3.5" and 2.5" HDD/SSD configurations as shown below. E.g. front PCIe SSD SFF configurations are offered as use case specific basic unit for hybrid flash. The rear HDD/SSD cage for up to 4x 2.5" devices is offered as an option for the storage units with 12x 3.5" or 24x 2.5" HDD/SSD.



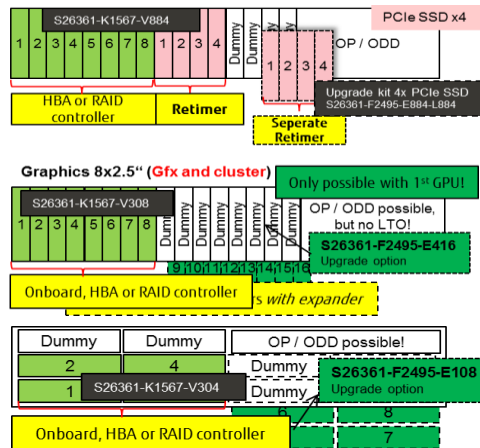
Available Upgrade kit for configuration 4x 3.5" HDD:
 Upgrade kit to 8x 3.5" HDD S26361-F2495-L108

Upgrade to 12x 3.5" HDD is not possible!

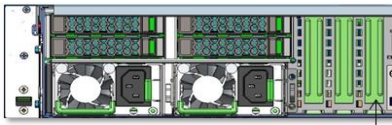
Available Upgrade kits for configuration 8x 2.5" HDD (V408):
 Upgrade kit to 16x 2.5" HDD S26361-F2495-L445
 Upgrade kit to 2x 8x 2.5" HDD S26361-F2495-L416 new!
 Upgrade kit to 24x 2.5" HDD S26361-F2495-L424
 Upgrade kit 4x PCIe-SSD S26361-F2495-L284 new!

Available Upgrade kit for configuration 16x 2.5" HDD:
 Upgrade kit to 24x 2.5" HDD S26361-F2495-L434

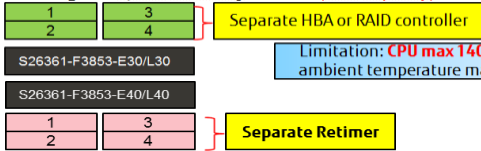
Modular HDD/SSD/PCIe options for special base units	
For Hybrid Flash basic unit V884 only:	
S26361-F2495-E884	Upgrade 4x to 8x PCIe SSD SFF
S26361-F2495-L884	Later upgrade 4x to 8x PCIe SSD SFF
Note: Separate PCIe Retimer needed!	
For basic unit V408 and V308 only:	
S26361-F2495-E416	Option upgrade 8x HDD/SSD SFF
Note: Limits for one GFX/GPU card!	
For basic unit V104 and V304 only:	
S26361-F2495-E108	Option upgrade 4x HDD/SSD LFF
max. 1x per system	
Includes all necessary bezels, cages, backplanes and cables	



rear 2.5" SAS/SATA HDD/SSD SFF
rear 2.5" PCIe-SSD SFF



Slot 7 to use for 4x2.5" rear solutions separate



Limitation: CPU max 140W with ambient temperature max 35°C!

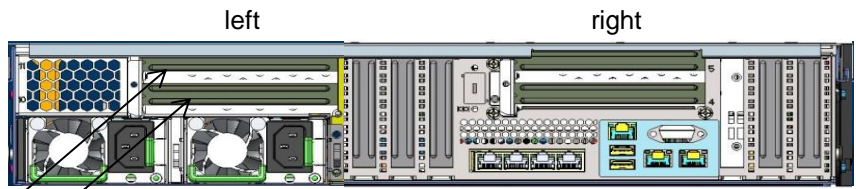
Modular REAR SFF HDD/SSD/PCIe options are possible for basic unit V112, V116, V424, V428 as well as V884	
S26361-F3853-E30	Option REAR SAS/SATA HDD/SSD
S26361-F3853-E40	Option REAR PCIe SSD SFF
Available Upgrade kits for this configuration option:	
S26361-F3853-L30	Upgrade REAR SAS/SATA HDD/SSD
S26361-F3853-L40	Upgrade REAR PCIe SSD SFF
Provides 4 rear hot-plug bays for SAS/SATA HDD/SSD SFF or PCIe-SSD SFF devices	
Note: Separate SAS-Controller or PCIe Retimer needed which requires a 2nd CPU if 8 channel ctrl is used!	
PR RAID EP540i 16 channel (in V116 or V428) doesn't require this!	
Note: Consumes space for PCIe riser x8 and x16 left max. 1x per system	
Includes all necessary bezels, cages, backplanes and cables	

PCIe riser card options

S26361-F3846-E31
PCIe riser x8 and x16 right
PCIe 3.0 x8 and x16
provides two full height slots
max. 1x per system

S26361-F3846-E32
PCIe riser x8 and x16 left
PCIe 3.0 x8 and x16
provides two full height slots
max. 1x per system

Every PCIe riser card option consumes white PCIe x16 low profile slot each. It provides one PCIe x8 and x16 full height slots instead (Slot no. 4 and 5 or no. 10 and 11). So, max. four PCIe full height slots plus one PCIe x16 and three PCIe x8 low profile slots are available. Please note that some PCIe cards have different order numbers depending on full height slots or low profile slots! And left or right side PCIe riser card option is different!



Detailed PCIe slot description:

Slot 11 PCIe-3 x8, max. 270mm @ CPU2	full-height slot
Slot 10 PCIe-3 x16, max. 270mm @ CPU2	full-height slot
Slot 9 PCIe-3 x24, max. 198mm @ CPU2	low-profile slot
<i>Possibility to install PCIe riser with x8 and x16 slot or x16 double width</i>	
Slot 8 PCIe-3 x16, max. 198mm @ CPU2	low-profile slot
Slot 7 PCIe-3 x8, max. 198mm @ CPU2	low-profile slot
<i>Preferred slot for 3rd modular RAID-Controller</i>	
Slot 5 PCIe-3 x8, max. 270mm @ CPU1	full-height slot
Slot 4 PCIe-3 x16, max. 270mm @ CPU1	full-height slot
Slot 3 PCIe-3 x24, max. 198mm @ CPU1	low-profile slot
<i>Possibility to install PCIe riser with x8 and x16 slot or x16 double width</i>	
Slot 2 PCIe-3 x8, max. 198mm @ CPU1	low-profile slot
<i>Preferred slot for 1st modular RAID-Controller</i>	
Slot 1 PCIe-3 x8, max. 198mm @ CPU1	low-profile slot
<i>Preferred slot for 2nd modular RAID-Controller</i>	

G

Chapter 7 - SAS / RAID Controller

F for combination and max number of controllers please see folder base / chassis

onboard SATA controller with SW-RAID

onboard controller for SATA HDD or SSD drives				
4 ports 3, 6Gb/s SATA HDD/SSD	based on Intel chipset	No Cache	SW-RAID 0, 1	1x onboard, included

internal HBA and RAID controller, no 2nd Level cache

internal drive RAID / HBA controllers for SAS, SATA HDD or SSD drives				
PRAID CP400i RAID Contr.	No Cache	RAID 0, 1, 1E, 10, 5, 50	3x	S26361-F3842-E1 S26361-F3842-L501
PSAS CP400i HBA SAS Contr.	No Cache	HBA + RAID 0, 1	3x	S26361-F3842-E2 S26361-F3842-L502
8 ports 3, 6 & 12Gb/s SAS/SATA HDD/ SSD, supports up to 8 devices without expander (PRAID CP400i: no expander support) requires 1x LP PCIe 3.0 x8 (int.) slot, based on LSI SAS3008				

internal RAID controller with 2nd Level cache 1GB, 2GB

internal drive RAID / SAS, SATA controllers with Cache and opt. TFM module + Flash Backup Unit and opt. Advanced SW Options				
PRAID EP400i RAID Contr.	1GB Cache	RAID 0, 1, 1E, 10, 5, 50, 6, 60	3x	S26361-F5243-E11 S26361-F5243-L11
8 ports 3, 6 & 12Gb/s SAS/SATA HDD/ SSD, supports up to 8 devices without expander requires 1x LP PCIe 3.0 x8 (int.) slot, based on LSI SAS3108				
optional Licence Activation Key, a free of charge test licence is available at PRIMERGY-PM, FastPath is included in Controller FW				
RAID Advanced SW Option CacheCade®Broadcom: SSD-cache-based HDD acceleration			3x	S26361-F5243-E670 S26361-F5243-L670
optional Transportable Flash module (TFM) and Flash Backup Unit (FBU), both components required				
TFM module for 1GB Cache	NV-RAM & FBU control logic		3x	S26361-F5243-E100 S26361-F5243-L100
FBU Option for PRAID EP4xx: Supercap securing the power supply of the RAID controller in case of power failure including cable with 55cm length			2x	S26361-F5243-E155 S26361-F5243-L115
PRAID EP420i RAID Contr.	2GB Cache	RAID 0, 1, 1E, 10, 5, 50, 6, 60	3x	S26361-F5243-E12 S26361-F5243-L12
PRAID EP420i for SafeStore R. Contr.	2GB Cache	RAID 0, 1, 1E, 10, 5, 50, 6, 60	3x	S26361-F5243-E14* S26361-F5243-L14*
8 ports 3, 6 & 12Gb/s SAS/SATA HDD/ SSD, supports up to 8 devices without expander requires 1x LP PCIe 3.0 x8 (int.) slot, based on LSI SAS3108				
optional Licence Activation Key, a free of charge test licence is available at PRIMERGY-PM, FastPath is included in Controller FW				
RAID Advanced SW Option CacheCade®Broadcom: SSD-cache-based HDD acceleration			3x	S26361-F5243-E670 S26361-F5243-L670
optional TFM module and Flash Backup Unit (FBU), both components required				
TFM module for 2GB Cache	NV-RAM & FBU control logic		3x	S26361-F5243-E200 S26361-F5243-L200
FBU Option for PRAID EP4xx: Supercap securing the power supply of the RAID controller in case of power failure including cable with 55cm length			2x	S26361-F5243-E155 S26361-F5243-L115

internal NVMe, SAS, SATA RAID controller with 2nd Level cache 2GB, 4GB, 8GB NVMe support for all EP5xxi tbd

internal drive RAID / SAS controllers for NVMe and SAS, SATA HDD or SSD drives				
PRAID EP520i RAID Contr. LP	2GB Cache	RAID 0, 1, 1E, 10, 5, 50, 6, 60	3x	S26361-F4042-E202 S26361-F4042-L502
8 ports 3, 6 & 12Gb/s SAS/SATA HDD/ SSD, supports up to 8 devices without expander (NVMe support for EP520i on special release for this controller in this system) includes Fastpath and SafeStore Advanced SW-Licence requires 1x LP PCIe 3.0 x8 (int.) slot, based on LSI SAS3516				
PRAID EP540i RAID Contr. LP	4GB Cache	RAID 0, 1, 1E, 10, 5, 50, 6, 60	3x	S26361-F4042-E204 S26361-F4042-L504
PRAID EP580i RAID Contr. LP	8GB Cache	RAID 0, 1, 1E, 10, 5, 50, 6, 60	3x	S26361-F4042-E208 S26361-F4042-L508
16 ports 3, 6 & 12Gb/s SAS/SATA HDD/ SSD, based on LSI SAS3516, supports up to 16 devices without expander or 16 ports 8Gb/s NVMe PCIe, supports up to 4 x4 NVMe devices, requires special release and order number S26361-F3776-E900 NVMe support includes FastPath and SafeStore Advanced SW-Licence, CacheCade is no longer supported requires 1x LP PCIe 3.0 x8 (int.) slot, based on LSI SAS3516				
optional Flash Backup Unit (FBU), Transportable Flash module (TFM) is already included				
FBU Option for PRAID EP5xx: Supercap securing the power supply of the RAID controller in case of power failure including cable with 55cm length			2x	S26361-F4042-E155 S26361-F4042-L110

maximum number of internal RAID + HBA (See also pictures on folder base / HDD cage):
 standard config: max. 1
 for -V216 only: max. 2x all HBA and RAID controller (mirrored mode)
 for -V238 only: max. 3x all HBA and RAID controller(tripple mode) but max. 2x EP540/80i
 for -V884 only: max. 4x = max. 3x NVMe by PRAID EP540/80i + additional PRAID EP520i or PRAID EP540i/80i for SAS/SATA

FBU cannot be combined with Advanced Thermal design.
 up to 2x FBU can be integrated per System

Expander configurations: Use PRAID EPxxi for optimal performance, PRAID CP400i is not released for expander configurations

Advanced SW options:
 simultaneous operation of SafeStore or CacheCade + FastPath or is supported,
 simultaneous operation of Safestore + CacheCade is not supported
 * It is strongly recommended to order SafeStore (SED) RAID controller with SED HDD or SSD devices for SafeStore (SED) functionality

G

external SAS controller

**up to 4 controller possible by special release

HBA controller for ext. drives SAS, SATA HDD or SSD drives				
PSAS CP400e HBA SAS Contr. LP**	No Cache	HBA, no RAID	2x	S26361-F3845-E201 S26361-F3845-L501
8 ports 3, 6 & 12Gb/s SAS/SATA HDD/ SSD, 2x SFF8644 (external Mini-SAS HD) requires 1x LP PCIe 3.0 x8 (int.) slot, based on LSI SAS3008				

external SAS, RAID controller with 2nd Level cache 2GB

RAID / SAS, SATA controllers for external drives with Cache and opt. TFM module + Flash Backup Unit and opt. Advanced SW Options				
PRAID EP420e RAID Contr. LP**	2GB Cache	RAID 0, 1, 1E, 10, 5, 50, 6, 60	2x	S26361-F3847-E202 S26361-F3847-L502
PRAID EP420e for SafeStore LP**	2GB Cache	RAID 0, 1, 1E, 10, 5, 50, 6, 60	2x	S26361-F3847-E204 S26361-F3847-L504
PRAID EP420e RAID Contr. FH**	2GB Cache	RAID 0, 1, 1E, 10, 5, 50, 6, 60	2x	S26361-F3847-E2 S26361-F3847-L504
PRAID EP420e for SafeStore FH**	2GB Cache	RAID 0, 1, 1E, 10, 5, 50, 6, 60	2x	S26361-F3847-E4 S26361-F3847-L504
8 ports 3, 6 & 12Gb/s SAS/SATA HDD/ SSD, 2x SFF8644 (external Mini-SAS HD) requires 1x LP PCIe 3.0 x8 (int.) slot, based on LSI SAS3108				
optional Licence Activation Key, a free of charge test licence is available at PRIMERGY-PM, FastPath is included in Controller FW				
RAID Advanced SW Option CacheCade®Broadcom: SSD-cache-based HDD acceleration*			2x	S26361-F5243-E670 S26361-F5243-L670
optional TFM module and Flash Backup Unit (FBU), both components required				
TFM module for 2GB Cache	NV-RAM & FBU control logic		2x	S26361-F5243-E200 S26361-F5243-L200
FBU Option for PRAID EP4xx: Supercap securing the power supply of the RAID controller in case of power failure including cable with 55cm length			2x	S26361-F5243-E155 S26361-F5243-L115

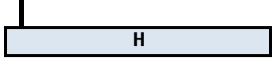
external SAS, RAID controller with 2nd Level cache 4GB

Available on special release

RAID / SAS, SATA controllers for external drives with Cache and opt. Flash Backup Unit				
PRAID EP540e RAID Contr. LP	4GB Cache	RAID 0,1,1E,10,5,50,6,60	4x	S26361-F4063-E204 S26361-F4063-L504
8 ports 3, 6 & 12Gb/s SAS/SATA HDD/ SSD, 2x SFF8644 (external Mini-SAS HD) includes Fastpath and SafeStore Advanced SW-Licence requires 1x FH PCIe 3.0 x8 (int.) slot, based on LSI SAS3516				
optional Flash Backup Unit (FBU), Transportable Flash module (TFM) is already included				
FBU Option for PRAID EP5xx: Supercap securing the power supply of the RAID controller in case of power failure including cable with 55cm lenght			2x	S26361-F4042-E155 S26361-F4042-L110

internal controllers for PCIe SSD SFF (2,5" NVMe PCIe) drives, no HW-RAID

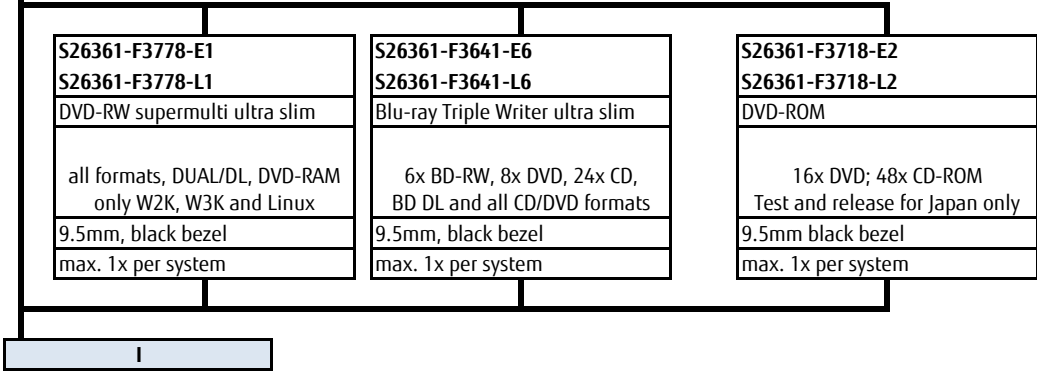
retimer controller for internal 2,5" NVMe SSD PCIe SSD SFF (2,5" NVMe PCIe)				
PPCI CP x16 retimer	No Cache	No HW-RAID	3x	S26361-F4048-E201 S26361-F4048-L501
No HW RAID, No Cache, simple route-through incl. Signal enhancement; device management by INTEL VMD divides PCIe3.0 x16 lanes into 4x x4 lanes , supports up to 4x 2.5" PCIe-SSD SFF requires 1x LP PCIe 3.0 x16 (int.) slot				



Chapter 8 - ODD optical disk drives

The base units with 12x 3.5" or 24x 2.5" HDD do not offer 1x 9.5mm optical drive bay!

H
Config with 1x 9.5mm bay



Chapter 9 - backup drives

RX2540 M4 offers 1.6" bay for accessible drive for basic units with 8x or 16x 2.5" HDD only!

K
Config with min. 1x free 1.6" bay



S26361-F3627-E1
S26361-F3627-L1
LTO 5 tape drive (w/o tape)
LTO5, 1.5TB, 140MB/s, SAS 2.0,
incl. cleaning cartridge & cable.
occupies 1.6 * 5.25", black bezel
max. 1x per system

S26361-F3787-E1
S26361-F3787-L1
LTO 6 tape drive (w/o tape)
LTO6, 2.5TB, 160MB/s, SAS 2.0,
incl. cleaning cartridge & cable.
occupies 1.6 * 5.25", black bezel
max. 1x per system

S26361-F5606-E1
S26361-F5606-L1
LTO 7 tape drive (w/o tape)
LTO7, 6TB, 300MB/s, SAS 2.0,
incl. cleaning cartridge & cable.
occupies 1.6 * 5.25", black bezel
max. 1x per system

S26361-F3842-E20
S26361-F3842-L502
PSAS CP400i SAS Controller
based on LSI SAS3008
requires 1x PCIe 3.0 x8
max. 1x per system for LTO drives

S26361-F3750-E4
S26361-F3750-L4
RDX Drive cage (w/o cartridges)
RDX Drive cage for various RDX
cartridges (cartr. not included)
connected to USB3.0 onboard
1.6 * 5.25", black bezel
max. 1x per system

Cartridge	Order Code
RDX Cartridge 500GB	S26361-F3857-L500
RDX Cartridge 1TB	S26361-F3857-L600
RDX Cartridge 2TB	S26361-F3857-L700
RDX Cartridge 3TB	S26361-F3857-L800

L

Chapter 10 - storage drives

SAS drives and SATA drives can be mixed, but cannot be used in one logical RAID volume.
 SATA drives can be connected to the onboard Controller (max. 8x).
 SAS drives require a dedicated SAS / RAID Controller
 Hard Disk Sector Format Information:
 512n HDD: 512 byte sectors on the drive media.
 512e (e-emulation) HDD: 4K physical sectors on the drive media with 512 byte logical configuration.
 512e HDD Disk Drives: VMware 6.0 or earlier is not supported.
 When using SSDs with VMware ESX, select the SSDs that meet the endurance requirement described in KB2145210 below.
<https://kb.vmware.com/kb/2145210>
 DWPD: Drive Writes Per Day over 5 years.
 SED (Self Encrypting Drives) require either a RAID controller with *SafeStore (SED) support or an HBA and in addition a software instance, supporting SED Key Management.
 It is strongly recommended to order SafeStore (SED) RAID controller with SED HDD or SSD devices for SafeStore (SED) functionality.
HDD Classes:
 Business-Critical (BC) -SATA=Nearline SATA Enterprise Drives / 7.2Krpm, SATA 6G.
 Business-Critical (BC) -SAS=Nearline SAS Enterprise Drives / 7.2Krpm, SAS 12G.
 Mission-Critical (MC)=SAS 10K and SAS 15K Enterprise Drives with max. performance and reliability.

Warranty:
 SSD and SATA DOM have a built-in Wear-Out indicator. In this case the warranty for such a component, as an exception to the system warranty, is restricted to the time period until the indicator reaches the exhaust level.

2.5" (SFF) SAS and SATA SSD

SSD SAS 2.5" Write Intensive (SFF) Enterprise with hot plug/hot replace tray

Capacity	Formfactor	Interface	Endurance	DWPD	order code E-part	order code L-part
400GB	2.5" (SFF)	SAS 12Gb/s	Write Intensive	10	as soon as available	S26361-F5710-E400 S26361-F5710-L400
800GB	2.5" (SFF)	SAS 12Gb/s	Write Intensive	10	as soon as available	S26361-F5710-E800 S26361-F5710-L800
1.6TB	2.5" (SFF)	SAS 12Gb/s	Write Intensive	10	as soon as available	S26361-F5710-E160 S26361-F5710-L160
400GB	2.5" (SFF)	SAS 12Gb/s	Write Intensive	10	SED as soon as available	S26361-F5711-E400 S26361-F5711-L400
800GB	2.5" (SFF)	SAS 12Gb/s	Write Intensive	10	SED as soon as available	S26361-F5711-E800 S26361-F5711-L800
1.6TB	2.5" (SFF)	SAS 12Gb/s	Write Intensive	10	SED as soon as available	S26361-F5711-E160 S26361-F5711-L160

max. 28x - depending on base unit & configuration

SSD SAS 2.5" Write Intensive (SFF) Enterprise with hot plug/hot replace tray

Capacity	Formfactor	Interface	Endurance	DWPD	order code E-part	order code L-part
400GB	2.5" (SFF)	SAS 12Gb/s	Write Intensive	10		S26361-F5608-E400 S26361-F5608-L400
800GB	2.5" (SFF)	SAS 12Gb/s	Write Intensive	10		S26361-F5608-E800 S26361-F5608-L800
1.6TB	2.5" (SFF)	SAS 12Gb/s	Write Intensive	10		S26361-F5608-E160 S26361-F5608-L160
400GB	2.5" (SFF)	SAS 12Gb/s	Write Intensive	10	SED	S26361-F5611-E400 S26361-F5611-L400
800GB	2.5" (SFF)	SAS 12Gb/s	Write Intensive	10	SED	S26361-F5611-E800 S26361-F5611-L800
1.6TB	2.5" (SFF)	SAS 12Gb/s	Write Intensive	10	SED	S26361-F5611-E160 S26361-F5611-L160

max. 28x - depending on base unit & configuration

SSD SAS 2.5" Mixed Use (SFF) Enterprise with hot plug/hot replace tray

Capacity	Formfactor	Interface	Endurance	DWPD	order code E-part	order code L-part
400GB	2.5" (SFF)	SAS 12Gb/s	Mixed Use	3	as soon as available	S26361-F5713-E400 S26361-F5713-L400
800GB	2.5" (SFF)	SAS 12Gb/s	Mixed Use	3	as soon as available	S26361-F5713-E800 S26361-F5713-L800
1.6TB	2.5" (SFF)	SAS 12Gb/s	Mixed Use	3	as soon as available	S26361-F5713-E160 S26361-F5713-L160
3.2TB	2.5" (SFF)	SAS 12Gb/s	Mixed Use	3	as soon as available	S26361-F5713-E320 S26361-F5713-L320

max. 28x - depending on base unit & configuration

SSD SAS 2.5" Mixed Use (SFF) Enterprise with hot plug/hot replace tray

Capacity	Formfactor	Interface	Endurance	DWPD	order code E-part	order code L-part
400GB	2.5" (SFF)	SAS 12Gb/s	Mixed Use	3		S26361-F5666-E400 S26361-F5666-L400
800GB	2.5" (SFF)	SAS 12Gb/s	Mixed Use	3		S26361-F5666-E800 S26361-F5666-L800
1.6TB	2.5" (SFF)	SAS 12Gb/s	Mixed Use	3		S26361-F5666-E160 S26361-F5666-L160
3.2TB	2.5" (SFF)	SAS 12Gb/s	Mixed Use	2.3		S26361-F5666-E320 S26361-F5666-L320

max. 28x - depending on base unit & configuration

SSD SAS 2.5" Read Intensive (SFF) Enterprise with hot plug/hot replace tray

Capacity	Formfactor	Interface	Endurance	DWPD	order code E-part	order code L-part
400GB	2.5" (SFF)	SAS 12Gb/s	Read Intensive	1	as soon as available	S26361-F5715-E400 S26361-F5715-L400
960GB	2.5" (SFF)	SAS 12Gb/s	Read Intensive	1	as soon as available	S26361-F5715-E960 S26361-F5715-L960
1.92TB	2.5" (SFF)	SAS 12Gb/s	Read Intensive	1	as soon as available	S26361-F5715-E192 S26361-F5715-L192
3.84TB	2.5" (SFF)	SAS 12Gb/s	Read Intensive	1	as soon as available	S26361-F5715-E384 S26361-F5715-L384
7.68TB	2.5" (SFF)	SAS 12Gb/s	Read Intensive	1	as soon as available	S26361-F5715-E768 S26361-F5715-L768

max. 28x - depending on base unit & configuration

SSD SAS 2.5" Read Intensive (SFF) Enterprise with hot plug/hot replace tray

Capacity	Formfactor	Interface	Endurance	DWPD	order code E-part	order code L-part
480GB	2.5" (SFF)	SAS 12Gb/s	Read Intensive	1		S26361-F5670-E480 S26361-F5670-L480
960GB	2.5" (SFF)	SAS 12Gb/s	Read Intensive	1		S26361-F5670-E960 S26361-F5670-L960
1.92TB	2.5" (SFF)	SAS 12Gb/s	Read Intensive	1		S26361-F5670-E192 S26361-F5670-L192
3.84TB	2.5" (SFF)	SAS 12Gb/s	Read Intensive	1		S26361-F5670-E384 S26361-F5670-L384
7.68TB	2.5" (SFF)	SAS 12Gb/s	Read Intensive	0.9		S26361-F5670-E768 S26361-F5670-L768

max. 28x - depending on base unit & configuration

SSD SATA 2.5" Mixed Use (SFF) Enterprise with hot plug/hot replace tray

Capacity	Formfactor	Interface	Endurance	DWPD	order code E-part	order code L-part
240GB	2.5" (SFF)	SATA 6Gb/s	Mixed Use	3.6		S26361-F5675-E240 S26361-F5675-L240
480GB	2.5" (SFF)	SATA 6Gb/s	Mixed Use	3.6		S26361-F5675-E480 S26361-F5675-L480
960GB	2.5" (SFF)	SATA 6Gb/s	Mixed Use	3		S26361-F5588-E960 S26361-F5588-L960
1.92TB	2.5" (SFF)	SATA 6Gb/s	Mixed Use	3		S26361-F5588-E192 S26361-F5588-L192
3.84TB	2.5" (SFF)	SAS 12Gb/s	Write Intensive	3.6	as soon as available	S26361-F5588-E384 S26361-F5588-L384

max. 28x - depending on base unit & configuration

SSD SATA 2.5" Mixed Use S4600 (SFF) Enterprise with hot plug/hot replace tray

Capacity	Formfactor	Interface	Endurance	DWPD	order code E-part	order code L-part
240GB	2.5" (SFF)	SATA 6Gb/s	Mixed Use	3.1		S26361-F5694-E240 S26361-F5694-L240
480GB	2.5" (SFF)	SATA 6Gb/s	Mixed Use	3.3		S26361-F5694-E480 S26361-F5694-L480
960GB	2.5" (SFF)	SATA 6Gb/s	Mixed Use	3.0		S26361-F5694-E960 S26361-F5694-L960
1.92TB	2.5" (SFF)	SATA 6Gb/s	Mixed Use	3.0		S26361-F5694-E192 S26361-F5694-L192

max. 28x - depending on base unit & configuration

SSD SATA 2.5" Read Intensive (SFF) Enterprise with hot plug/hot replace tray

Capacity	Formfactor	Interface	Endurance	DWPD	order code E-part	order code L-part
240GB	2.5" (SFF)	SATA 6Gb/s	Read Intensive	1		S26361-F5632-E240 S26361-F5632-L240
480GB	2.5" (SFF)	SATA 6Gb/s	Read Intensive	1		S26361-F5632-E480 S26361-F5632-L480
800GB	2.5" (SFF)	SATA 6Gb/s	Read Intensive	1		S26361-F5632-E800 S26361-F5632-L800
960GB	2.5" (SFF)	SATA 6Gb/s	Read Intensive	1		S26361-F5632-E960 S26361-F5632-L960
1.2TB	2.5" (SFF)	SATA 6Gb/s	Read Intensive	1		S26361-F5632-E120 S26361-F5632-L120
1.6TB	2.5" (SFF)	SATA 6Gb/s	Read Intensive	1		S26361-F5632-E160 S26361-F5632-L160

max. 28x - depending on base unit & configuration

SSD SATA 2.5" Read Intensive (SFF) Enterprise with hot plug/hot replace tray							
Capacity	Formfactor	Interface	Endurance	DWPD		order code E-part	order code L-part
240GB	2.5" (SFF)	SATA 6Gb/s	Read Intensive	1.4		S26361-F5701-E240	S26361-F5701-L240
480GB	2.5" (SFF)	SATA 6Gb/s	Read Intensive	0.9		S26361-F5701-E480	S26361-F5701-L480
960GB	2.5" (SFF)	SATA 6Gb/s	Read Intensive	0.9		S26361-F5701-E960	S26361-F5701-L960
1.92TB	2.5" (SFF)	SATA 6Gb/s	Read Intensive	0.9		S26361-F5701-E192	S26361-F5701-L192
3.84TB	2.5" (SFF)	SATA 6Gb/s	Read Intensive	1.0		S26361-F5701-E384	S26361-F5701-L384
7.68TB	2.5" (SFF)	SATA 6Gb/s	Read Intensive	0.5		S26361-F5701-E768	S26361-F5701-L768
max. 28x - depending on base unit & configuration							

2.5" (SFF) Hard drives

HDD SAS 2.5" 15K (SFF) Enterprise Mission Critical with hot plug/hot replace tray						
Capacity	RPM	Interface	Sector		order code E-part	order code L-part
300GB	15 000	SAS 12Gb/s	512n		S26361-F5531-E530	S26361-F5531-L530
450GB	15 000	SAS 12Gb/s	512n		S26361-F5531-E545	S26361-F5531-L545
600GB	15 000	SAS 12Gb/s	512n		S26361-F5531-E560	S26361-F5531-L560
900GB	15 000	SAS 12Gb/s	512n		S26361-F5531-E590	S26361-F5531-L590

max. 28x - depending on base unit & configuration

HDD SAS 2.5" 10K 512n (SFF) Enterprise Mission Critical with hot plug/hot replace tray						
Capacity	RPM	Interface	Sector		order code E-part	order code L-part
300GB	10 000	SAS 12Gb/s	512n		S26361-F5550-E130	S26361-F5550-L130
600GB	10 000	SAS 12Gb/s	512n		S26361-F5550-E160	S26361-F5550-L160
900GB	10 000	SAS 12Gb/s	512n		S26361-F5550-E190	S26361-F5550-L190
1.2TB	10 000	SAS 12Gb/s	512n		S26361-F5550-E112	S26361-F5550-L112
300GB	10 000	SAS 12Gb/s	512n	SED	S26361-F5581-E130	S26361-F5581-L130
600GB	10 000	SAS 12Gb/s	512n	SED	S26361-F5581-E160	S26361-F5581-L160
1.2TB	10 000	SAS 12Gb/s	512n	SED	S26361-F5581-E112	S26361-F5581-L112

max. 28x - depending on base unit & configuration

HDD SAS 2.5" 10K 512e (SFF) Enterprise Mission Critical with hot plug/hot replace tray						
Capacity	RPM	Interface	Sector		order code E-part	order code L-part
600GB	10 000	SAS 12Gb/s	512e		S26361-F5543-E160	S26361-F5543-L160
900GB	10 000	SAS 12Gb/s	512e		S26361-F5543-E190	S26361-F5543-L190
1.2TB	10 000	SAS 12Gb/s	512e		S26361-F5543-E112	S26361-F5543-L112
1.8TB	10 000	SAS 12Gb/s	512e		S26361-F5543-E118	S26361-F5543-L118
2.4TB	10 000	SAS 12Gb/s	512e		S26361-F5543-E124	S26361-F5543-L124
1.8TB	10 000	SAS 12Gb/s	512e	SED	S26361-F5582-E118	S26361-F5582-L118
2.4TB	10 000	SAS 12Gb/s	512e	SED	S26361-F5582-E124	S26361-F5582-L124

max. 28x - depending on base unit & configuration

HDD SAS 2.5" 7.2K 512n (SFF) Enterprise Business Critical with hot plug/hot replace tray						
Capacity	RPM	Interface	Sector		order code E-part	order code L-part
1TB	7 200	SAS 12Gb/s	512n		S26361-F5600-E100	S26361-F5600-L100
2TB	7 200	SAS 12Gb/s	512n		S26361-F5600-E200	S26361-F5600-L200

max. 28x - depending on base unit & configuration

HDD SAS 2.5" 7.2K 512e (SFF) Enterprise Business Critical with hot plug/hot replace tray						
Capacity	RPM	Interface	Sector		order code E-part	order code L-part
1TB	7 200	SAS 12Gb/s	512e		S26361-F5573-E100	S26361-F5573-L100
2TB	7 200	SAS 12Gb/s	512e		S26361-F5573-E200	S26361-F5573-L200

max. 28x - depending on base unit & configuration

HDD SATA 2.5" 7.2K 512n (SFF) Enterprise Business Critical with hot plug/hot replace tray						
Capacity	RPM	Interface	Sector		order code E-part	order code L-part
1TB	7 200	SATA 6Gb/s	512n		S26361-F3956-E100	S26361-F3956-L100
2TB	7 200	SATA 6Gb/s	512n		S26361-F3956-E200	S26361-F3956-L200

max. 28x - depending on base unit & configuration

The HDDs not released with PRAID EP5x0i (S26361-F4042-E202/E204/E208)

HDD SATA 2.5" 7.2K 512e (SFF) Enterprise Business Critical with hot plug/hot replace tray						
Capacity	RPM	Interface	Sector		order code E-part	order code L-part
1TB	7 200	SATA 6Gb/s	512e		S26361-F3907-E100	S26361-F3907-L100
2TB	7 200	SATA 6Gb/s	512e		S26361-F3907-E200	S26361-F3907-L200

max. 28x - depending on base unit & configuration

K

3.5" (LFF) SAS and SATA SSD

SSD SAS 3.5" Write Intensive (LFF) 2.5" SSD Enterprise with 3.5" hot plug/hot replace tray							
Capacity	Formfactor	Interface	Endurance	DWPD		order code E-part	order code L-part
400GB	3.5" (LFF)	SAS 12Gb/s	Write Intensive	10	as soon as available	S26361-F5709-E400	S26361-F5709-L400
800GB	3.5" (LFF)	SAS 12Gb/s	Write Intensive	10	as soon as available	S26361-F5709-E800	S26361-F5709-L800
1.6TB	3.5" (LFF)	SAS 12Gb/s	Write Intensive	10	as soon as available	S26361-F5709-E160	S26361-F5709-L160

max. 12x - depending on base unit & configuration

SSD SAS 3.5" Write Intensive (LFF) 2.5" SSD Enterprise with 3.5" hot plug/hot replace tray							
Capacity	Formfactor	Interface	Endurance	DWPD		order code E-part	order code L-part
400GB	3.5" (LFF)	SAS 12Gb/s	Write Intensive	10		S26361-F5607-E400	S26361-F5607-L400
800GB	3.5" (LFF)	SAS 12Gb/s	Write Intensive	10		S26361-F5607-E800	S26361-F5607-L800
1.6TB	3.5" (LFF)	SAS 12Gb/s	Write Intensive	10		S26361-F5607-E160	S26361-F5607-L160

max. 12x - depending on base unit & configuration

SSD SAS 3.5" Mixed Use (LFF) 2.5" SSD Enterprise with 3.5" hot plug/hot replace tray							
Capacity	Formfactor	Interface	Endurance	DWPD		order code E-part	order code L-part
400GB	3.5" (LFF)	SAS 12Gb/s	Mixed Use	3	as soon as available	S26361-F5712-E400	S26361-F5712-L400
800GB	3.5" (LFF)	SAS 12Gb/s	Mixed Use	3	as soon as available	S26361-F5712-E800	S26361-F5712-L800
1.6TB	3.5" (LFF)	SAS 12Gb/s	Mixed Use	3	as soon as available	S26361-F5712-E160	S26361-F5712-L160
3.2TB	3.5" (LFF)	SAS 12Gb/s	Mixed Use	3	as soon as available	S26361-F5712-E320	S26361-F5712-L320

max. 12x - depending on base unit & configuration

SSD SAS 3.5" Mixed Use (LFF) 2.5" SSD Enterprise with 3.5" hot plug/hot replace tray							
Capacity	Formfactor	Interface	Endurance	DWPD		order code E-part	order code L-part
400GB	3.5" (LFF)	SAS 12Gb/s	Mixed Use	3		S26361-F5662-E400	S26361-F5662-L400
800GB	3.5" (LFF)	SAS 12Gb/s	Mixed Use	3		S26361-F5662-E800	S26361-F5662-L800
1.6TB	3.5" (LFF)	SAS 12Gb/s	Mixed Use	3		S26361-F5662-E160	S26361-F5662-L160
3.2TB	3.5" (LFF)	SAS 12Gb/s	Mixed Use	2.3		S26361-F5662-E320	S26361-F5662-L320

max. 12x - depending on base unit & configuration

SSD SAS 3.5" Read Intensive (LFF) 2.5" SSD Enterprise with 3.5" hot plug/hot replace tray							
Capacity	Formfactor	Interface	Endurance	DWPD		order code E-part	order code L-part
480GB	3.5" (LFF)	SAS 12Gb/s	Read Intensive	1	as soon as available	S26361-F5714-E480	S26361-F5714-L480
960GB	3.5" (LFF)	SAS 12Gb/s	Read Intensive	1	as soon as available	S26361-F5714-E960	S26361-F5714-L960
1.92TB	3.5" (LFF)	SAS 12Gb/s	Read Intensive	1	as soon as available	S26361-F5714-E192	S26361-F5714-L192
3.84TB	3.5" (LFF)	SAS 12Gb/s	Read Intensive	1	as soon as available	S26361-F5714-E384	S26361-F5714-L384
7.68TB	3.5" (LFF)	SAS 12Gb/s	Read Intensive	1	as soon as available	S26361-F5714-E768	S26361-F5714-L768

max. 12x - depending on base unit & configuration

SSD SAS 3.5" Read Intensive (LFF) 2.5" SSD Enterprise with 3.5" hot plug/hot replace tray							
Capacity	Formfactor	Interface	Endurance	DWPD		order code E-part	order code L-part
480GB	3.5" (LFF)	SAS 12Gb/s	Read Intensive	1		S26361-F5668-E480	S26361-F5668-L480
960GB	3.5" (LFF)	SAS 12Gb/s	Read Intensive	1		S26361-F5668-E960	S26361-F5668-L960
1.92TB	3.5" (LFF)	SAS 12Gb/s	Read Intensive	1		S26361-F5668-E192	S26361-F5668-L192
3.84TB	3.5" (LFF)	SAS 12Gb/s	Read Intensive	1		S26361-F5668-E384	S26361-F5668-L384
7.68TB	3.5" (LFF)	SAS 12Gb/s	Read Intensive	0.9		S26361-F5668-E768	S26361-F5668-L768

max. 12x - depending on base unit & configuration

SSD SATA 3.5" Mixed Use (LFF) 2.5" SSD Enterprise with 3.5" hot plug/hot replace tray							
Capacity	Formfactor	Interface	Endurance	DWPD		order code E-part	order code L-part
240GB	3.5" (LFF)	SATA 6Gb/s	Mixed Use	3.6		S26361-F5673-E240	S26361-F5673-L240
480GB	3.5" (LFF)	SATA 6Gb/s	Mixed Use	3.6		S26361-F5673-E480	S26361-F5673-L480
960GB	3.5" (LFF)	SATA 6Gb/s	Mixed Use	3		S26361-F5589-E960	S26361-F5589-L960
1.92TB	3.5" (LFF)	SATA 6Gb/s	Mixed Use	3		S26361-F5589-E192	S26361-F5589-L192
3.84TB	2.5" (SFF)	SAS 12Gb/s	Write Intensive	3.6	as soon as available	S26361-F5589-E384	S26361-F5589-L384

max. 12x - depending on base unit & configuration

SSD SATA 3.5" Mixed Use S4600 (LFF) 2.5" SSD Enterprise with 3.5" hot plug/hot replace tray							
Capacity	Formfactor	Interface	Endurance	DWPD		order code E-part	order code L-part
240GB	3.5" (LFF)	SATA 6Gb/s	Mixed Use	3.1		S26361-F5692-E240	S26361-F5692-L240
480GB	3.5" (LFF)	SATA 6Gb/s	Mixed Use	3.3		S26361-F5692-E480	S26361-F5692-L480
960GB	3.5" (LFF)	SATA 6Gb/s	Mixed Use	3.0		S26361-F5692-E960	S26361-F5692-L960
1.92TB	3.5" (LFF)	SATA 6Gb/s	Mixed Use	3.0		S26361-F5692-E192	S26361-F5692-L192

max. 12x - depending on base unit & configuration

SSD SATA 3.5" Read Intensive (LFF) 2.5" SSD Enterprise with 3.5" hot plug/hot replace tray							
Capacity	Formfactor	Interface	Endurance	DWPD		order code E-part	order code L-part
240GB	3.5" (LFF)	SATA 6Gb/s	Read Intensive	1		S26361-F5630-E240	S26361-F5630-L240
480GB	3.5" (LFF)	SATA 6Gb/s	Read Intensive	1		S26361-F5630-E480	S26361-F5630-L480
800GB	3.5" (LFF)	SATA 6Gb/s	Read Intensive	1		S26361-F5630-E800	S26361-F5630-L800
960GB	3.5" (LFF)	SATA 6Gb/s	Read Intensive	1		S26361-F5630-E960	S26361-F5630-L960
1.2TB	3.5" (LFF)	SATA 6Gb/s	Read Intensive	1		S26361-F5630-E120	S26361-F5630-L120
1.6TB	3.5" (LFF)	SATA 6Gb/s	Read Intensive	1		S26361-F5630-E160	S26361-F5630-L160

max. 12x - depending on base unit & configuration

SSD SATA 3.5" Read Intensive (LFF) 2.5" SSD Enterprise with 3.5" hot plug/hot replace tray							
Capacity	Formfactor	Interface	Endurance	DWPD		order code E-part	order code L-part
240GB	3.5" (LFF)	SATA 6Gb/s	Read Intensive	1.4		S26361-F5700-E240	S26361-F5700-L240
480GB	3.5" (LFF)	SATA 6Gb/s	Read Intensive	0.9		S26361-F5700-E480	S26361-F5700-L480
960GB	3.5" (LFF)	SATA 6Gb/s	Read Intensive	0.9		S26361-F5700-E960	S26361-F5700-L960
1.92TB	3.5" (LFF)	SATA 6Gb/s	Read Intensive	0.9		S26361-F5700-E192	S26361-F5700-L192
3.84TB	3.5" (LFF)	SATA 6Gb/s	Read Intensive	1.0		S26361-F5700-E384	S26361-F5700-L384
7.68TB	3.5" (LFF)	SATA 6Gb/s	Read Intensive	0.5		S26361-F5700-E768	S26361-F5700-L768

max. 12x - depending on base unit & configuration

3.5" (LFF) Hard drives

HDD SAS 3.5" 15K (LFF) 2.5" HDD Enterprise Mission Critical with 3.5" hot plug/hot replace tray							
Capacity	RPM	Interface	Sector			order code E-part	order code L-part
300GB	15 000	SAS 12Gb/s	512n			S26361-F5532-E300	S26361-F5532-L300
450GB	15 000	SAS 12Gb/s	512n			S26361-F5532-E450	S26361-F5532-L450
600GB	15 000	SAS 12Gb/s	512n			S26361-F5532-E600	S26361-F5532-L600
900GB	15 000	SAS 12Gb/s	512n			S26361-F5532-E900	S26361-F5532-L900

max. 12x - depending on base unit & configuration

K

K

HDD SAS 3.5" 10K 512n (LFF) 2.5" HDD Enterprise Mission Critical with 3.5" hot plug/hot replace tray

Capacity	RPM	Interface	Sector	order code E-part	order code L-part
300GB	10 000	SAS 12Gb/s	512n	S26361-F5568-E130	S26361-F5568-L130
600GB	10 000	SAS 12Gb/s	512n	S26361-F5568-E160	S26361-F5568-L160
1.2TB	10 000	SAS 12Gb/s	512n	S26361-F5568-E112	S26361-F5568-L112

max. 12x - depending on base unit & configuration

HDD SAS 3.5" 10K 512e (LFF) 2.5" HDD Enterprise Mission Critical with 3.5" hot plug/hot replace tray

Capacity	RPM	Interface	Sector	order code E-part	order code L-part
1.8TB	10 000	SAS 12Gb/s	512e	S26361-F5569-E118	S26361-F5569-L118
2.4TB	10 000	SAS 12Gb/s	512e	S26361-F5569-E124	S26361-F5569-L124

max. 12x - depending on base unit & configuration

HDD SAS 3.5" 7.2K 512n (LFF) Enterprise Business critical with hot plug/hot replace tray

Capacity	RPM	Interface	Sector	order code E-part	order code L-part
1TB	7 200	SAS 12Gb/s	512n	S26361-F5626-E100	S26361-F5626-L100
2TB	7 200	SAS 12Gb/s	512n	S26361-F5626-E200	S26361-F5626-L200
4TB	7 200	SAS 12Gb/s	512n	S26361-F5626-E400	S26361-F5626-L400

max. 12x - depending on base unit & configuration

HDD SAS 3.5" 7.2K 512e (LFF) Enterprise Business Critical with hot plug/hot replace tray

Capacity	RPM	Interface	Sector	order code E-part	order code L-part	
2TB	7 200	SAS 12Gb/s	512e	S26361-F5635-E200	S26361-F5635-L200	
4TB	7 200	SAS 12Gb/s	512e	S26361-F5635-E400	S26361-F5635-L400	
6TB	7 200	SAS 12Gb/s	512e	S26361-F5635-E600	S26361-F5635-L600	
8TB	7 200	SAS 12Gb/s	512e	as soon as available	S26361-F5635-E800	S26361-F5635-L800
8TB	7 200	SAS 12Gb/s	512e	S26361-F5571-E800	S26361-F5571-L800	
10TB	7 200	SAS 12Gb/s	512e	S26361-F5571-E100	S26361-F5571-L100	
12TB	7 200	SAS 12Gb/s	512e	S26361-F5571-E120	S26361-F5571-L120	
6TB	7 200	SAS 12Gb/s	512e	SED	S26361-F5584-E600	S26361-F5584-L600
10TB	7 200	SAS 12Gb/s	512e	SED	S26361-F5624-E100	S26361-F5624-L100
12TB	7 200	SAS 12Gb/s	512e	SED	S26361-F5624-E120	S26361-F5624-L120

max. 12x - depending on base unit & configuration

HDD SATA 3.5" 7.2K 512n (LFF) Enterprise Business Critical with hot plug/hot replace tray

Capacity	RPM	Interface	Sector	order code E-part	order code L-part
1TB	7 200	SATA 6Gb/s	512n	S26361-F5636-E100	S26361-F5636-L100
2TB	7 200	SATA 6Gb/s	512n	S26361-F5636-E200	S26361-F5636-L200
4TB	7 200	SATA 6Gb/s	512n	S26361-F5636-E400	S26361-F5636-L400

max. 12x - depending on base unit & configuration

HDD SATA 3.5" 7.2K 512e (LFF) Enterprise Business Critical with hot plug/hot replace tray

Capacity	RPM	Interface	Sector	order code E-part	order code L-part	
6TB	7 200	SATA 6Gb/s	512e	S26361-F5638-E600	S26361-F5638-L600	
8TB	7 200	SATA 6Gb/s	512e	as soon as available	S26361-F5638-E800	S26361-F5638-L800
8TB	7 200	SATA 6Gb/s	512e	S26361-F3904-E800	S26361-F3904-L800	
10TB	7 200	SATA 6Gb/s	512e	S26361-F3904-E100	S26361-F3904-L100	
12TB	7 200	SATA 6Gb/s	512e	S26361-F3904-E120	S26361-F3904-L120	

max. 12x - depending on base unit & configuration

M.2 SATA SSD

SSD SATA M.2 drive for booting, non hot-plug, for VMware ESXi

Capacity	Formfactor	Interface	Category	order code E-part	order code L-part
150GB	M.2	SATA 6Gb/s	Boot	S26361-F5655-E150	S26361-F5655-L150
240GB	M.2	SATA 6Gb/s	Boot	S26361-F5707-E240	S26361-F5707-L240

M.2 drive is designed for use as a VMware ESXi boot drive.
2x M.2 drive for any Hypervisor by the onboard chipset Software RAID is not supported.
max. 1x per Server; connector located on Motherboard (please see folder "description"). VMware ESXi is only supported.

M.2 drive for VMware ESXi and for other OSs cannot be mixed

SSD SATA M.2 drive for booting, non hot-plug

Capacity	Formfactor	Interface	DWPD	Category	order code E-part	order code L-part
150GB	M.2	SATA 6Gb/s	1.5	Boot	S26361-F5656-E150	S26361-F5656-L150
240GB	M.2	SATA 6Gb/s	1.4	Boot	S26361-F5706-E240	S26361-F5706-L240
480GB	M.2	SATA 6Gb/s	1.4	Boot	S26361-F5706-E480	S26361-F5706-L480

M.2 drive is designed for use as a boot drive with the Endurance Spec. above.
2x M.2 drive for any Hypervisor by the onboard chipset Software RAID is not supported.
max. 2x per Server; connector located on Motherboard (please see folder "description"). VMware is not supported.

Dual M.2

Dual microSD, PDUAL AP200 and M.2 drive cannot be mixed

PDUAL AP200, dual M.2 for booting, non hot-plug

Capacity	Formfactor	Interface	Category	order code E-part	order code L-part
n/a	AIC	PCIe	Boot LP	S26361-F4064-E201	S26361-F4064-L501

PDUAL AP200 is a carrier card for 2x M.2 SATA modules, which is connected to the controller PSAS CP400i and offers RAID1 with 2x M.2 modules.
PDUAL AP200 + 2x M.2 modules + PSAS CP400i is designed for use as a Hardware-mirrored (RAID1) boot device for Hypervisor, which cannot be supported by M.2 via the onboard chipset Software RAID.
Supported RAID level : RAID1 only. Supported M.2 Modules : SSD SATA M.2 240GB (S26361-F5706-E240/L240 or S26361-F5707-E240/L240 for VMware ESXi), 2x M.2 modules (S26361-F5706-E240/L240 or S26361-F5707-E240/L240) and additional PSAS CP400i (S26361-F3842-E22/L502) need to be ordered separately. An existing PSAS CP400i for data drives cannot support simultaneously the M.2 Boot media with PDUAL AP200.
A separate PSAS CP400i for PDUAL AP200 is required to support a separation for boot and data.
max. 1x per Server

Dual microSD

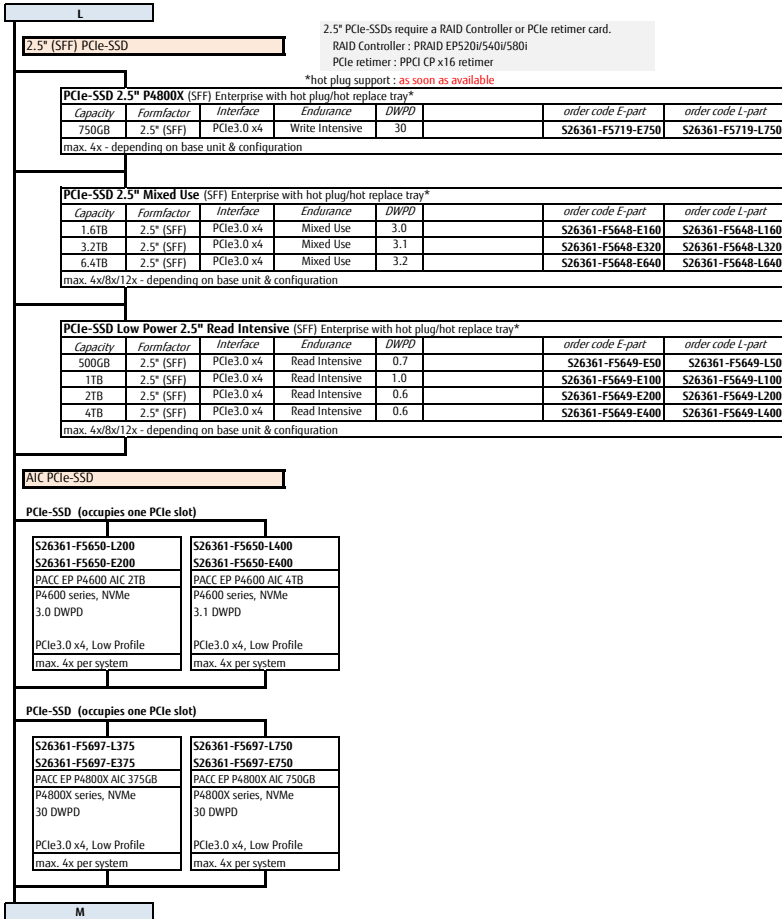
Dual microSD, PDUAL AP200 and M.2 drive cannot be mixed

Dual microSD Enterprise for booting, non hot-plug, for VMware ESXi

Capacity	Formfactor	Interface	Category	order code E-part	order code L-part
64GB	microSD	USB	Boot	S26361-F4045-E64	S26361-F4045-L64

Dual microSD is designed for use as a VMware ESXi boot drive. Only the standardly equipped microSD are supported.
Dual microSD offers Hardware-mirrored (RAID1) flash boot device for VMware ESXi, which cannot be supported by M.2.
vSAN can be booted in case ESXi host has 512 GB of memory or less. Even in case 512 GB or more, if vSAN is 6.5 or later, it can be booted by resizing the core dump partition on ESXi hosts. For more information, see the VMware knowledge base article at <http://kb.vmware.com/kb/2147881>.
max. 1x per Server; connector located on Motherboard (please see folder "description"). VMware ESXi is only supported.

L



P

Chapter 11 - LAN Components

Default: 2x RJ45 1GbE ports on systemboard

Dynamic LoM OCP PHY interface cards

Interface card to provide the external connectors for on-board LAN

PLAN EM 4x 1Gb T OCP interface Intel	4x RJ45 plug for 1000BASE-T	S26361-F3953-E401	S26361-F3953-L401
PLAN EM 2x 10Gb T OCP interface Intel	2x RJ45 plug for 10GBASE-T	S26361-F3953-E210	S26361-F3953-L210
PLAN EM 2x 10GB SFP+ OCP interface Intel	2x SFP+ cages for SFP+ optical transceivers or twinax cables	S26361-F3953-E211	S26361-F3953-L211
PLAN EM 4x 10GB SFP+ OCP interface Intel	4x SFP+ cages for SFP+ optical transceivers or twinax cables	S26361-F3953-E411	S26361-F3953-L411

Optional for products with SFP+ cages: SFP+ optical transceiver modules or twinax cables

SFP+ Optical Transceiver 10G/1G Dual Rate	2x .. 4x	LC, MMF / SR SFP+ module, up to 400m, Intel	S26361-F3986-E5	S26361-F3986-L5
SFP+ Optical Transceiver 10G/1G Dual Rate	2x .. 4x	LC, SMF / LR SFP+ module, up to 10km, Intel	S26361-F3986-E6	S26361-F3986-L6
SFP+ Optical Transceiver 10G Single Rate	2x .. 4x	LC, MMF / SR SFP+ module, up to 400m, Finis	S26361-F3986-E3	S26361-F3986-L3
SFP+ Optical Transceiver 10G Single Rate	2x .. 4x	LC, SMF / LR SFP+ module, up to 10km, Finis	S26361-F3986-E4	S26361-F3986-L4
Twinax Anschlussplatz Primergy	2x .. 4x	virtual connector for twinax cables	V:TWX CONNECTOR-PY	
SFP+ active Twinax Cable Fujitsu	2x .. 4x	customized cable length	S26361-F3989-E600	see table at the bottom of this page
SFP+ active Twinax Cable Brocade	2x .. 4x	(best fitting cable length is defined during rack installation at the factory)	S26361-F3873-E500	
SFP+ passive Twinax Cable Cisco - Sold Out	2x .. 4x		S26361-F4571-E500	

max. 1x per cage

max. 1x per system

Intel QuickAssist Technology Adapters

Intel QuickAssist Technology Adapters

This PCIe x16 adapter card adds QuickAssist technology to systems with Intel C624 LBG-4 chipset implementations, in order to provide feature-parity with Intel C627 LBG-T chipsets. QuickAssist accelerates compression ~65Gb/s, encryption ~100Gb/s, and RSA ~100 Ops/s. The adapter ships without any kind of drivers, end customers are responsible to develop, provide them themselves, or download from Intel as soon as available. The adapter card does not implement any kind of Ethernet network functionality, except that it accelerates Ethernet traffic from either DynamicLoM or Intel Ethernet adapter cards.

PACC EP QAT8970 with Full Height bracket	2x	Intel QuickAssist Technology Adapter 8970 PCIe x16	S26361-F4062-E100	S26361-F4062-L500
PACC EP QAT8970 with Low Profile bracket	2x	Intel QuickAssist Technology Adapter 8970 PCIe x16	S26361-F4062-E200	

Submitting a formal Release Request in order to activate shipment may apply for the time being to confirm with requestor: ships without drivers.

max. 2 adapters per server system

1Gb Ethernet network components

1Gb Ethernet controller with RJ45 interface (1000BASE-T)

PLAN CP 2x1Gbit Cu Intel I350-T2	4x	2 port, Intel	S26361-F4610-E2	S26361-F4610-L502
PLAN CP 2x1Gbit Cu Intel I350-T2 LP	4x	2 port, Intel	S26361-F4610-E202	S26361-F4610-L502
PLAN CP 4x1Gbit Cu Intel I350-T4	4x	4 port, Intel	S26361-F4610-E4	S26361-F4610-L504
PLAN CP 4x1Gbit Cu Intel I350-T4 LP	4x	4 port, Intel	S26361-F4610-E204	S26361-F4610-L504

max. 4 Controller per system

10Gb Ethernet network components

10GBASE-T

10/1Gb Ethernet network adapters with RJ45 interface (10GBASE-T)

Dual speed support, auto-sense: supports 10Gbps and 1Gbps line rate per-port. Only Cavium adapters provide Universal RDMA capabilities, both iWARP and RoCE. Intel adapters don't provide any. Emulex adapters are close to end of sales.

PLAN EP QL41112 2x10GBASE-T FH	4x	2 port NIC with Universal RDMA, Cavium QL41112HLRJ	S26361-F4068-E2	S26361-F4068-L502
--------------------------------	----	--	-----------------	-------------------

PLAN EP QL41112 2x10GBASE-T LP	6x	2 port NIC with Universal RDMA, Cavium QL41112HLRJ	S26361-F4068-E202	S26361-F4068-L502
PLAN EP QL41134 4x10GBASE-T FH	4x	4 port NIC with Universal RDMA, Cavium QL41134HLRJ	S26361-F4068-E4	S26361-F4068-L504
PLAN EP QL41134 4x10GBASE-T LP	6x	4 port NIC with Universal RDMA, Cavium QL41134HLRJ	S26361-F4068-E204	S26361-F4068-L504
PLAN EP X550-T2 2x10GBASE-T FH	4x	2 port NIC, Intel X550-T2	S26361-F3948-E2	S26361-F3948-L502
PLAN EP X550-T2 2x10GBASE-T LP		2 port NIC, Intel X550-T2	S26361-F3948-E202	S26361-F3948-L502
PLAN EP X710-T4 4x10GBASE-T FH	4x	4 port NIC, Intel X710-T4	S26361-F3948-E4	S26361-F3948-L504
PLAN EP X710-T4 4x10GBASE-T LP		4 port NIC, Intel X710-T4	S26361-F3948-E204	S26361-F3948-L504
PLAN EP OCe14102 2x 10GBase-T FH	4x	2 port NIC, Emulex OCe14102	S26361-F5557-E1	S26361-F5557-L501
PLAN EP OCe14102 2x 10GBase-T LP		2 port NIC, Emulex OCe14102	S26361-F5557-E201	S26361-F5557-L501
max. 6 adapters per server system				

10G SFP+

10/1Gb Ethernet network adapters with SFP+ cage. Adapter ships with empty cages.				
Each cage consumes 1x optical SFP+ transceiver per port, or 1x twinax cable per port, or 1x DAC cable per port. Dual rate 10G/1G support requires 10G/1G Dual Rate SFP+ Optical Transceiver Modules. Only Cavium adapters provide Universal RDMA capabilities, both iWARP and RoCE. Intel adapters don't provide any.				
For Converged Network Adapter features such as iSCSI, iSCSI Offload, FCoE please select the PCNA EP QL41262 from the Converged Ethernet network adapters section				
PLAN EP QL41132 2x10Gb SFP+ FH	4x	2 port NIC with Universal RDMA, Cavium QL41132HLCU	S26361-F4069-E2	S26361-F4069-L502
PLAN EP QL41132 2x10Gb SFP+ LP	6x	2 port NIC with Universal RDMA, Cavium QL41132HLCU	S26361-F4069-E202	S26361-F4069-L502
PLAN EP X710-DA2 2x10Gb SFP+ FH	4x	2 port NIC, Intel X710-DA2	S26361-F3640-E2	S26361-F3640-L502
PLAN EP X710-DA2 2x10Gb SFP+ LP		2 port NIC, Intel X710-DA2	S26361-F3640-E202	S26361-F3640-L502
PLAN EP X710-DA4 4x10Gb SFP+ FH	4x	4 port NIC, Intel X710-DA4	S26361-F3640-E4	S26361-F3640-L504
PLAN EP X710-DA4 4x10Gb SFP+ LP		4 port NIC, Intel X710-DA4	S26361-F3640-E204	S26361-F3640-L504
Optional, 10Gb SFP+ optical transceiver module, select one per cage				
SFP+ Optical Transceiver 10G Single Rate SR	2x .. 4x	LC, MMF / SR SFP+ module, up to 400m, Finisar	S26361-F3986-E3	S26361-F3986-L3
SFP+ Optical Transceiver 10G Single Rate LR	2x .. 4x	LC, SMF / LR SFP+ module, up to 10km, Finisar	S26361-F3986-E4	S26361-F3986-L4
SFP+ Optical Transceiver 10G/1G Dual Rate SR	2x .. 4x	LC, MMF / SR SFP+ module, up to 400m, Intel	S26361-F3986-E5	S26361-F3986-L5
SFP+ Optical Transceiver 10G/1G Dual Rate LR	2x .. 4x	LC, SMF / LR SFP+ module, up to 10km, Intel	S26361-F3986-E6	S26361-F3986-L6
"Virtual Connector" for Twinax cables	2x .. 4x	Enablement for System Architect	V:TWX CONNECTOR-PY	
SFP+ active Twinax Cable Fujitsu	2x .. 4x	Customized length. Best fitting length selected at rack factory installation.	S26361-F3989-E600	see table at the bottom of this page
SFP+ active Twinax Cable Brocade	2x .. 4x		S26361-F3873-E500	
Max. 2x SFP+, DAC, or Twinax Cable per 2 port adapter. Max. 4x SFP+, DAC, or Twinax Cable per 4 port adapter.				
max. 6 adapters per server system				

10Gb Ethernet controller with SFP+ interface (for SFP+ modules or twinax cables, Emulex)				
Emulex adapters are close to end of sales.				
For Converged Network Adapter features such as iSCSI, iSCSI Offload, FCoE please select the PCNA EPOCe14102 from the Converged Ethernet network adapters section.				

PLAN EP OCe14102 2x10Gb FH	4x	2 port NIC, Emulex OCe14102	S26361-F5536-E2	S26361-F5536-L502
PLAN EP OCe14102 2x10Gb LP	4x	2 port NIC, Emulex OCe14102	S26361-F5536-E202	S26361-F5536-L502
optional 10Gb SFP+ module with LC connector for Emulex controller				
PCNA SFP+ MMF Modul OCe14102	4x	MMF / SR SFP+ module, up to 400m, Emulex	S26361-F5250-E110	S26361-F5250-E110
Twinax Anschlussplatz Primergy	4x	virtual connector for twinax cables	V:TWX CONNECTOR-PY	
SFP+ active Twinax Cable Fujitsu	4x	customized cable length	S26361-F3989-E600	see table at the bottom of this page
SFP+ active Twinax Cable Brocade	4x	(best fitting cable length is defined during rack installation at the factory)	S26361-F3873-E500	
<i>max. 2x SFP+ or Twinax Cable per controller</i>				
max. 4 Controller per system				

10Gb Converged Ethernet network components

25Gb Converged Ethernet network components

10G SFP+

25G SFP28

10/25Gb Converged Ethernet network adapters with SFP+/SFP28 cages. Adapter ships with empty cages.				
10G: Each cage consumes 1x optical SFP+ transceiver per port, or 1x twinax cable per port, or 1x DAC cable per port. Dual rate 10G/1G transceivers will work at 10G line rate only.				
25G: Each cage consumes 1x optical SFP28 transceiver per port, or 1x 25G DAC cable per port. 25G transceivers will work at 25G line rate only.				
iSCSI and iSCSI Offload support will not be included in the initial hardware release. If you wish to get support for FCoE please submit a Release Request with the desired PRIMERGY server system configuration SAR/XLSX file attachment as described in the process.				
PCNA EP QL41262 2x10/25Gb SFP+/SFP28 FH	4x	2 port CNA with FCoE, iSCSI Offload, Universal RDMA, Cavium QL41262HLCU	S26361-F4070-E2	S26361-F4070-L502
PCNA EP QL41262 2x10/25Gb SFP+/SFP28 LP	6x	2 port CNA with FCoE, iSCSI Offload, Universal RDMA, Cavium QL41262HLCU	S26361-F4070-E202	S26361-F4070-L502
Optional, 10Gb SFP+ optical transceiver module, one per cage or port				
SFP+ Optical Transceiver 10G Single Rate SR	2x	LC, MMF / SR SFP+ module, up to 400m, Finisar	S26361-F3986-E3	S26361-F3986-L3
SFP+ Optical Transceiver 10G Single Rate LR	2x	LC, SMF / LR SFP+ module, up to 10km, Finisar	S26361-F3986-E4	S26361-F3986-L4
SFP+ Optical Transceiver 10G/1G Dual Rate SR	2x	LC, MMF / SR SFP+ module, up to 400m, Intel	S26361-F3986-E5	S26361-F3986-L5
SFP+ Optical Transceiver 10G/1G Dual Rate LR	2x	LC, SMF / LR SFP+ module, up to 10km, Intel	S26361-F3986-E6	S26361-F3986-L6
"Virtual Connector" for Twinax cables	2x	Enablement for System Architect	V:TWX CONNECTOR-PY	
SFP+ active Twinax Cable Fujitsu	2x	Customized length. Best fitting length	S26361-F3989-E600	see table at the bottom of this page
SFP+ active Twinax Cable Brocade	2x	selected at rack factory installation.	S26361-F3873-E500	
<i>Max. 2x SFP+, DAC, or Twinax Cable per adapter</i>				
Optional, 25Gb SFP28 optical transceiver module with LC connector, each cage consumes one.				
SFP28 Optical Transceiver 25G SR MMA2P00-AS LC	2x	MMF / SR SFP28 module, Mellanox. Max reach supported 100m	S26361-F4054-E701	S26361-F4054-L701
SFP28 Optical Transceiver 25G SR E25GSFP28SR LC	2x	MMF / SR SFP28 module, Intel. Max reach supported 30m	S26361-F4055-E701	S26361-F4055-L701
"Virtual Connector" for DAC/AOC cables	2x	Enablement for System Architect	V:DAC/AOC-CONNECTOR-25	
25G DAC - Brocade	2x	DAC are not in Fujitsu's portfolio yet. Thus, test only and purchase from switch vendors.		
25G DAC - Cisco	2x			
25G DAC - Intel	2x			
25G AOC - Brocade	2x	AOC are not in Fujitsu's portfolio yet. Thus, test only and purchase from switch vendors.		
25G AOC - Cisco	2x			
25G AOC - Intel	2x			
<i>Max. 2x SFP28, 25G DAC, or 25G AOC per adapter</i>				
max. 8x adapters per system				

10Gb Ethernet controller with SFP+ interface (for SFP+ modules or twinax cables, Emulex)				
PCNA EP OCe14102 2x 10Gb FH	4x	2 port CNA with FCoE & RDMA, Emulex	S26361-F5250-E1	S26361-F5250-L501
PCNA EP OCe14102 2x 10Gb LP	4x	2 port CNA with FCoE & RDMA, Emulex	S26361-F5250-E201	S26361-F5250-L501

optional 10Gb SFP+ module with LC connector for Emulex controller, each cage consumes one.				
PCNA SFP+ MMF Modul OCe14102	2x	MMF / SR SFP+ module, up to 400m, Emulex	S26361-F5250-E110	S26361-F5250-E110
Twinax Anschlussplatz Primergy	2x	virtual connector for twinax cables	V:TWX CONNECTOR-PY	
SFP+ active Twinax Cable Fujitsu	2x	customized cable length (best fitting cable length is defined during rack installation at the factory)	S26361-F3989-E600	see table at the bottom of this page
SFP+ active Twinax Cable Brocade	2x		S26361-F3873-E500	
<i>max. 2x SFP+ or Twinax Cable per controller</i>				
max. 4 Controller per system				

25/10Gb Ethernet network components

10G SFP+

25G SFP28

25/10Gb Ethernet network adapter with 2x SFP28 cages (requires twinax cables or optical transceiver SFP28 or SFP+ modules)

Dual speed support, auto-sense - supports 25Gbps and 10Gbps line rate per-port. Your choice of optical transceiver decides about the actual line rate. Only Cavium adapters provide Universal RDMA capabilities, both iWARP and RoCE. Mellanox adapters provide RoCE RDMA only. Intel adapters don't provide any.

PLAN EP QL41212 25Gb 2p SFP28 FH	4x	2 port NIC with Universal RDMA: iWARP & RoCE, Cavium QL41212	S26361-F4056-E2	S26361-F4056-L502
PLAN EP QL41212 25Gb 2p SFP28 LP	6x	2 port NIC with Universal RDMA: iWARP & RoCE, Cavium QL41212	S26361-F4056-E202	S26361-F4056-L502
PLAN EP MCX4-LX 25Gb 2p SFP28 FH	4x	2 port NIC with RDMA: RoCE, Mellanox ConnectX4-LX	S26361-F4054-E2	S26361-F4054-L502
PLAN EP MCX4-LX 25Gb 2p SFP28 LP	6x	2 port NIC with RDMA: RoCE, Mellanox ConnectX4-LX	S26361-F4054-E202	S26361-F4054-L502
PLAN EP XXV710-DA2 2x25Gb FH	4x	2 Port NIC, Intel XXV710-DA2	S26361-F4055-E2	S26361-F4055-L502
PLAN EP XXV710-DA2 2x25Gb LP	6x	2 Port NIC, Intel XXV710-DA2	S26361-F4055-E202	S26361-F4055-L502

Optional, 25Gb SFP28 optical transceiver module with LC connector, each cage consumes one.

SFP28 Optical Transceiver 25G SR MMA2P00-AS LC	2x	MMF / SR SFP28 module, Mellanox. Max reach supported 100m	S26361-F4054-E701	S26361-F4054-L701
SFP28 Optical Transceiver 25G SR E25GSFP28SR LC	2x	MMF / SR SFP28 module, Intel. Max reach supported 30m	S26361-F4055-E701	S26361-F4055-L701
"Virtual Connector" for DAC/AOC cables	2x	Enablement for System Architect	V:DAC/AOC-CONNECTOR-25	
25G DAC - Brocade	2x	DAC are not in Fujitsu's portfolio yet. Thus, test only and purchase from switch vendors.		
25G DAC - Cisco	2x			
25G DAC - Intel	2x			
25G AOC - Brocade	2x	AOC are not in Fujitsu's portfolio yet. Thus, test only and purchase from switch vendors.		
25G AOC - Cisco	2x			
25G AOC - Intel	2x			

Max. 2x SFP28, 25G DAC, or 25G AOC per adapter

Optional, 10Gb SFP+ optical transceiver module, each cage consumes one.

SFP+ Optical Transceiver 10G Single Rate SR	2x	LC, MMF / SR SFP+ module, up to 400m, Finisar	S26361-F3986-E3	S26361-F3986-L3
SFP+ Optical Transceiver 10G Single Rate LR	2x	LC, SMF / LR SFP+ module, up to 10km, Finisar	S26361-F3986-E4	S26361-F3986-L4
SFP+ Optical Transceiver 10G/1G Dual Rate SR	2x	LC, MMF / SR SFP+ module, up to 400m, Intel	S26361-F3986-E5	S26361-F3986-L5
SFP+ Optical Transceiver 10G/1G Dual Rate LR	2x	LC, SMF / LR SFP+ module, up to 10km, Intel	S26361-F3986-E6	S26361-F3986-L6
"Virtual Connector" for Twinax cables	2x	Enablement for System Architect	V:TWX CONNECTOR-PY	
SFP+ active Twinax Cable Fujitsu	2x	Customized length. Best fitting length selected at rack factory installation.	S26361-F3989-E600	see table at the bottom of this page
SFP+ active Twinax Cable Brocade	2x		S26361-F3873-E500	

Max. 2x SFP+, DAC, or Twinax Cable per adapter

max. 8x adapters per system

25/10Gb Ethernet controller with 2x SFP28 cages (for twinax cables or optical transceiver SFP+ modules)

Dual speed support, auto-sense - supports 25Gbps and 10Gbps line rate per-port.
Note: This is not the most current product. The successor product is PLAN EP QL41212.

PLAN EP QL45212 2x25Gb FH	2x	Dual Port NIC, RoCE RDMA, WS2016, Qlogic	S26361-F5622-E2	S26361-F5622-L502
PLAN EP QL45212 2x25Gb LP	2x	Dual Port NIC, RoCE RDMA, WS2016, Qlogic	S26361-F5622-E202	S26361-F5622-L502
optional 25G DAC				
<i>max. 2x 25G DAC per controller</i>				
optional 10Gb SFP+ module with LC connector for Fujitsu / Intel / Qlogic based controller				
SFP+ Transceiver Module MMF 10GbE LC	4x	MMF / SR SFP+ module, up to 400m	S26361-F3986-E3	S26361-F3986-L3
SFP+ Transceiver Module SMF 10GbE LC	4x	SMF / LR SFP+ module, up to 10km	S26361-F3986-E4	S26361-F3986-L4
Twinax Anschlussplatz Primergy	4x	virtual connector for twinax cables	V:TWX CONNECTOR-PY	
SFP+ active Twinax Cable Fujitsu	4x	customized cable length (best fitting cable length is defined during rack installation at the factory)	S26361-F3989-E600	see table at the bottom of this page
SFP+ active Twinax Cable Brocade	4x		S26361-F3873-E500	
<i>max. 2x SFP+ or Twinax Cable per controller</i>				
max. 2 Controller per system				

40/10Gb Ethernet network components

40Gb Ethernet controller with QSFP cage (requires DAC, AOC cables or optical transceiver QSFP modules)
 Supports 40Gbps line rate per-port

PLAN EP MCX4-EN 40Gb 2p QSFP FH	4x	Dual Port NIC, RoCE RDMA, Mellanox	S26361-F4053-E2	S26361-F4053-L502
PLAN EP MCX4-EN 40Gb 2p QSFP LP	4x	Dual Port NIC, RoCE RDMA, Mellanox	S26361-F4053-E202	S26361-F4053-L502
Optional, 40Gb QSFP Optical Transceiver module with MPO connector for PLAN EP MCX4-EN 40Gb 2p QSFP				
QSFP 40G SR4L MPO 850nm 30m MC2210411-SR4L	2x	MMF / SR4L QSFP module, Mellanox. Max reach supported 30m	S26361-F4053-E701	S26361-F4053-L701
QSFP 40G SR4 MPO 850nm 150m MC2210411-SR4	2x	MMF / SR4 QSFP module, Mellanox. Max reach supported 150m	S26361-F4053-E702	S26361-F4053-L702
"Virtual Connector" for DAC/AOC cables	2x	Enablement for System Architect	V:DAC/AOC-CONNECTOR-40	
40G DAC - Cisco	2x	DAC are not in Fujitsu's portfolio yet. Must test only and purchase from switch vendors		
40G DAC - Mellanox	2x			
40G AOC - Cisco	2x	AOC are not in Fujitsu's portfolio yet. Must test only and purchase from switch vendors		
40G AOC - Mellanox	2x			
<i>max. 2x QSFP or DAC, AOC per PLAN EP MCX4-EN 40Gb 2p QSFP</i>				
max. 8x PLAN EP MCX4-EN 40Gb 2p QSFP				

100Gb Ethernet network components

100Gb Ethernet controller with 1x QSFP28 cage (requires twinax cables or optical transceiver QSFP28 modules)
 Supports 100Gbps line rate

PLAN EP QL45611 100Gb 1p QSFP28 FH	4x	Single Port NIC, RoCE RDMA, Cavium	S26361-F4057-E1	S26361-F4057-L501		
PLAN EP QL45611 100Gb 1p QSFP28 LP	6x	Single Port NIC, RoCE RDMA, Cavium	S26361-F4057-E201	S26361-F4057-L501		
Optional, 100Gb QSFP28 Optical Transceiver module with MPO connector for PLAN EP QL45611 100Gb 1p QSFP28						
QSFP28 100G SR4 MPO 850nm 100m MMA1B00-C100D	1x	MMF / SR4 QSFP28 module, Mellanox. Max reach supported 100m	S26361-F4052-E701	S26361-F4052-L701		
QSFP28 100G PSM4 1310nm 500m MMS1C10-CM	1x	MMF / SR QSFP28 module, Mellanox. Max reach supported 500m	S26361-F4052-E801	S26361-F4052-L801		
"Virtual Connector" for DAC/AOC cables	1x	Enablement for System Architect	V:DAC/AOC-CONNECTOR-100			
100G DAC - Cisco	1x	DAC are not in Fujitsu's portfolio yet. Must test only and purchase from switch vendors				
100G DAC - Mellanox	1x					
100G AOC - Cisco	1x	AOC are not in Fujitsu's portfolio yet. Must test only and purchase from switch vendors				
100G AOC - Mellanox	1x					
<i>Max. 1x QSFP28 or DAC/AOC Cable per PLAN EP QL45611 100Gb 1p QSFP28</i>						
max. 8x PLAN EP QL45611 100Gb 1p QSFP28						

100Gb Ethernet controller with 1x QSFP28 cage (requires twinax cables or optical transceiver QSFP28 modules)				
Supports 100Gbps line rate				
PLAN EP MCX4-EN 100Gb 1p QSFP28 FH	4x	Single Port NIC, RoCE RDMA, Mellanox	S26361-F4052-E1	S26361-F4052-L501
PLAN EP MCX4-EN 100Gb 1p QSFP28 LP	4x	Single Port NIC, RoCE RDMA, Mellanox	S26361-F4052-E201	S26361-F4052-L501
Optional, 100Gb QSFP28 Optical Transceiver module with MPO connector for PLAN EP MCX4-EN 100Gb 1p QSFP28				
QSFP28 100G SR4 MPO 850nm 100m MMA1B00-C100D	1x	MMF / SR4 QSFP28 module, Mellanox. Max reach supported 100m	S26361-F4052-E701	S26361-F4052-L701
QSFP28 100G PSM4 1310nm 500m MMS1C10-CM	1x	MMF / SR QSFP28 module, Mellanox. Max reach supported 500m	S26361-F4052-E801	S26361-F4052-L801
"Virtual Connector" for DAC/AOC cables	1x	Enablement for System Architect	V:DAC/AOC-CONNECTOR-100	
100G DAC - Cisco	1x	DAC are not in Fujitsu's portfolio yet. Thus, test only and purchase from switch vendors		
100G DAC - Mellanox	1x			
100G AOC - Cisco	1x	AOC are not in Fujitsu's portfolio yet. Thus, test only and purchase from switch vendors		
100G AOC - Mellanox	1x			
<i>Max. 1x QSFP28 or DAC/AOC Cable per PLAN EP MCX4-EN 100Gb 1p QSFP28</i>				
max. 8x PLAN EP MCX4-EN 100Gb 1p QSFP28				

Q

Q

Network cables for later upgrade

Fujitsu active SFP+ Twinax 10Gb cable	
SFP+ active Twinax Cable Fujitsu 2m	S26361-F3989-L102
SFP+ active Twinax Cable Fujitsu 5m	S26361-F3989-L105
SFP+ active Twinax Cable Fujitsu 10m	S26361-F3989-L110

Brocade active SFP+ Twinax 10Gb cable	
SFP+ active Twinax Cable Brocade 1m	S26361-F3873-L501
SFP+ active Twinax Cable Brocade 3m	S26361-F3873-L503
SFP+ active Twinax Cable Brocade 5m	S26361-F3873-L505

R

Chapter 12 - Fibre Channel Controller

K

32Gb Fibre Channel controller generation 6 with LC interface for 50µm optical cables (OM4 or OM3)

These components ship with optical transceiver modules equipped for all ports. Supported line rates: 32, 16, and 8Gbps.

PFC EP LPe32000 1x 32Gb	7x	1 port, full height, Broadcom/Emulex	S26361-F4044-E1	S26361-F4044-L501
PFC EP LPe32000 1x 32Gb LP	7x	1 port, low profile, Broadcom/Emulex	S26361-F4044-E201	S26361-F4044-L501
PFC EP LPe32002 2x 32Gb	7x	2 port, full height, Broadcom/Emulex	S26361-F4044-E2	S26361-F4044-L502
PFC EP LPe32002 2x 32Gb LP	7x	2 port, low profile, Broadcom/Emulex	S26361-F4044-E202	S26361-F4044-L502
PFC EP QLE2740 1x 32Gb	7x	1 port, full height, Cavium/Qlogic	S26361-F4043-E1	S26361-F4043-L501
PFC EP QLE2740 1x 32Gb LP	7x	1 port, low profile, Cavium/Qlogic	S26361-F4043-E201	S26361-F4043-L501
PFC EP QLE2742 2x 32Gb	7x	2 port, full height, Cavium/Qlogic	S26361-F4043-E2	S26361-F4043-L502
PFC EP QLE2742 2x 32Gb LP	7x	2 port, low profile, Cavium/Qlogic	S26361-F4043-E202	S26361-F4043-L502

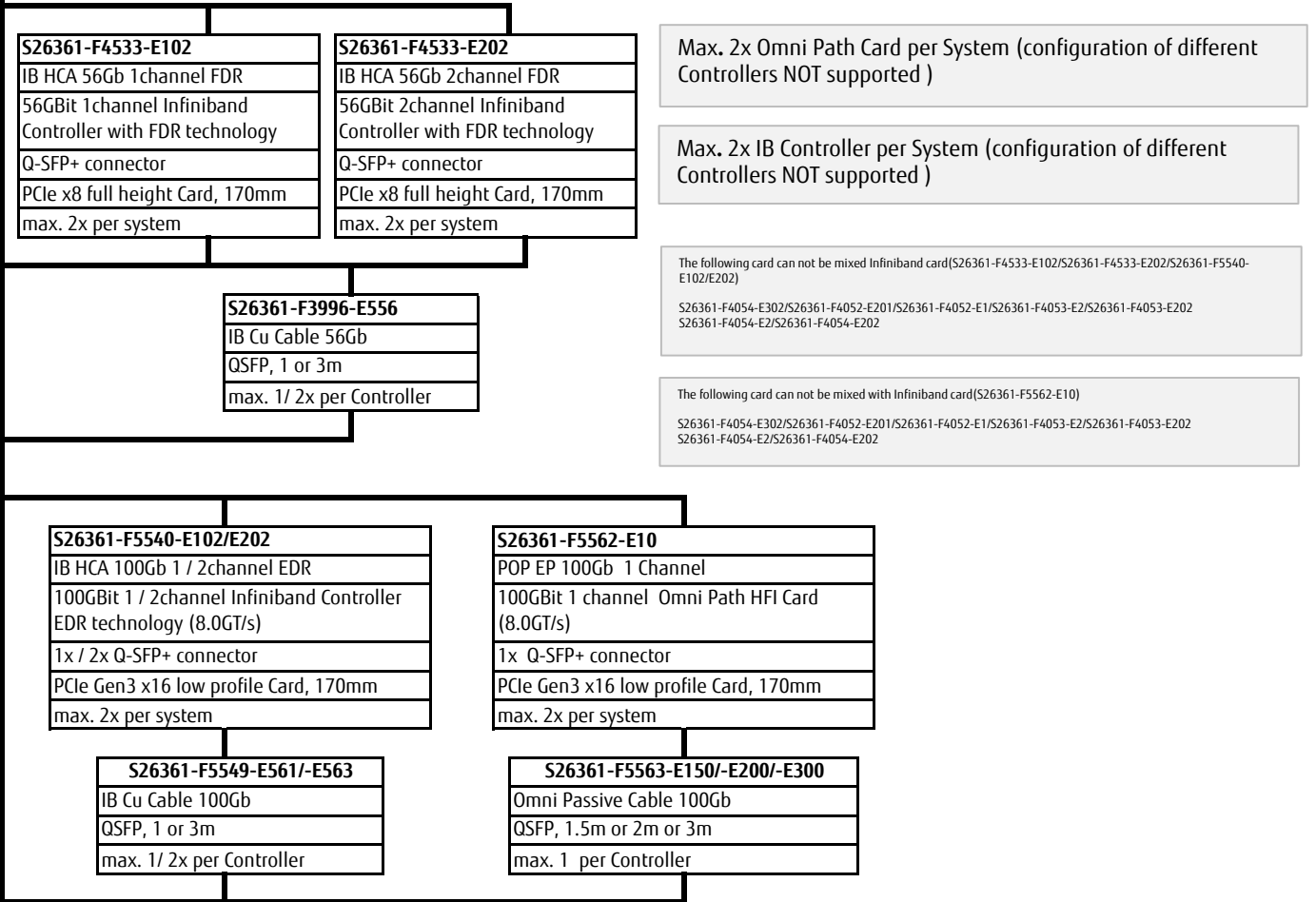
16Gb Fibre Channel controller generation 6 with LC interface for 50µm optical cables (OM4 or OM3)

These components ship with optical transceiver modules equipped for all ports. Supported line rates: 16, 8, and 4Gbps.

PFC EP LPe31000 1x 16Gb	7x	1 port, full height, Broadcom/Emulex	S26361-F5596-E1	S26361-F5596-L501
PFC EP LPe31000 1x 16Gb LP	7x	1 port, low profile, Broadcom/Emulex	S26361-F5596-E201	S26361-F5596-L501
PFC EP LPe31002 2x 16Gb	7x	2 port, full height, Broadcom/Emulex	S26361-F5596-E2	S26361-F5596-L502
PFC EP LPe31002 2x 16Gb LP	7x	2 port, low profile, Broadcom/Emulex	S26361-F5596-E202	S26361-F5596-L502
PFC EP QLE2690 1x 16Gb	7x	1 port, full height, Cavium/Qlogic	S26361-F5580-E1	S26361-F5580-L501
PFC EP QLE2690 1x 16Gb LP	7x	1 port, low profile, Cavium/Qlogic	S26361-F5580-E201	S26361-F5580-L501
PFC EP QLE2692 2x 16Gb	7x	2 port, full height, Cavium/Qlogic	S26361-F5580-E2	S26361-F5580-L502
PFC EP QLE2692 2x 16Gb LP	7x	2 port, low profile, Cavium/Qlogic	S26361-F5580-E202	S26361-F5580-L502

max. 7 Controller per system (mixed configurations are supported)

Chapter 13 - Infiniband Controllers



Network Components, Controller and cables for later upgrade

56Gbit/s 1ch Infiniband Controller	S26361-F4533-L102
56Gbit/s 2ch Infiniband Controller	S26361-F4533-L202
100Gbit/s 1ch Infiniband Controller	S26361-F5540-L102
100Gbit/s 2ch Infiniband Controller	S26361-F5540-L202
QSFP, IB 56Gb, 1m	S26361-F3996-L561
QSFP, IB 56Gb, 3m	S26361-F3996-L563
QSFP, IB 100Gb, 1m	S26361-F5549-L561
QSFP, IB 100Gb, 3m	S26361-F5549-L563

Omni Path	
100Gbit/s 1ch Omni Path HFI Card	S26361-F5562-L10
QSFP, Omni 100Gb, 1.5m	S26361-F5563-L150
QSFP, Omni 100Gb, 2m	S26361-F5563-L200
QSFP, Omni 100Gb, 3m	S26361-F5563-L300

L

Chapter 14 - Power supply unit, power cable, certifications, region kits

M

Power supply unit

modular redundant Power Supply

2nd PSU for redundancy

occupies hot plug PSU slot, min. 1 / max. 2x per system

input nominal voltage (AC): 100V-240V, max: 90V-264V; input dropout 10ms/100% load, 47Hz-63Hz

450W platinum PSU	94% eff.		S26113-F575-E13	S26113-F575-L13
800W platinum PSU	94% eff.		S26113-F574-E13	S26113-F574-L13
800W titanium PSU	96% eff.	nom. 220-240V, max. 180-264V	S26113-F615-E10	S26113-F615-L10
1200W platinum PSU	94% eff.	100V: 1000W, 90V: 900W	S26113-F616-E10	S26113-F616-L10

DC PSU

800W PSU DC	92% eff.	48V DC, powercord see below	S26113-F624-E10	S26113-F624-L10
1300W PSU HVDC	94% eff.	380V DC, powercord: PRIMERGY-PM	S26113-F626-E10	S26113-F626-L10

Dummy module instead PSU

Dummy module for closing the 2nd PSU hole, in case only 1 PSU is equipped, max. 1x per system			S26113-F574-E99	
--	--	--	-----------------	--

Power cord option for Rack Server, 1x per PSU

Cable powercord rack, 1.8m, black, IEC 320 C14 -> C13 (10A plug)	T26139-Y1968-E180	T26139-Y1968-L180
Cable powercord rack, 2.5m, black, IEC 320 C14 -> C13 (10A plug)	T26139-Y1968-E250	T26139-Y1968-L250
Cable powercord rack, 4m, black, IEC 320 C14 -> C13 (10A plug)	T26139-Y1968-E100	T26139-Y1968-L10
Cable powercord (USA) 15A, 1.8m, black, NEMA 5-15 connector 498G -> C13 (plug), 15A, , rack or wall	T26139-Y1741-E90	T26139-Y1741-L90
Cable powercord (Taiwan), 1.8m, rack or wall	T26139-Y1757-E10	T26139-Y1757-L10
Cable powercord -48V DC, 4m, black	T26139-Y4024-E10	T26139-Y4024-L10
Cable powercord (D, A, B, F, NL, FIN, N, S, E, P, RUS, TR), 1.8m, grey		T26139-Y1740-L10
Cable powercord (UK, IR), 1.8m, grey		T26139-Y1744-L10
Cable powercord (I), 1.8m, grey		T26139-Y1745-L10
Cable powercord (DK), 1.8m, grey		T26139-Y1746-L10
Cable powercord (ISR), 2.5m, black		T26139-Y1747-L10
Cable powercord (AUS/NZ), 1.8m, grey		T26139-Y1748-L10
no power cord	T26139-Y3850-E10	

Region Kits, 1x per System

Region Kit Europe, Contains warranty sheet and safety instructions in German, English, French, Spanish, Italian, Polish, Russian and Welsh language	S26361-F1452-E140	
Region Kit APAC/EMEA/India, Contains warranty sheet and safety instructions for APAC, EMEA and India	S26361-F1452-E100	
Region Kit America, Contains warranty sheet, registration hints and safety instructions for America	S26361-F1452-E130	

Certifications, Made in Germany Sticker, optional 1x per system

Certification for China, (CCC), Reduced component selection possible, only with no power cord option	S26361-F3301-E120	
Certification for India, (BIS), Reduced component selection possible, only with no power cord option	S26361-F3301-E123	
Made in Germany sticker	S26361-F3301-E100	

N

Chapter 16 - others

0

S26361-F1790-E243
S26361-F1790-L244
iRMC advanced pack
integrated remote Management controller activation key for graphical console redirection and remote media redirection
max. 1x per system

„as soon as available“

S26361-F1790-E311
embedded Lifecycle Management (eLCM)
Server Online Update
OS driver Update
Hardware firmware update
Server Offline Update
Hardware update via Update Manager Express
PrimeCollect
Autonomous creation of Primecollect archives
Creation and use of PrimeCollect archives over AIS connect
Custom Image (Jukebox function)
Automatic and manual download of CD and DVD Images
Automatic and manual start of CD and DVD Images
max. 1x per system

Loose delivery
eLCM Activation Pack (Node Locked License)
BDL:ELCM-PACK
options contains:
- 16GB SD card
- Paper with TAN for Licensekey

Advanced Thermal design cannot be combined with the Flash backup unit of the RAID controllers

S26361-F3776-E440
Cool-safe ® Advanced Thermal design 40°C
enables the PRIMERGY Server to cope with temperatures from 5-40° in operating mode due to extended Fan settings
this setting can be activated ex factory only
max. 1x per system

S26361-F3776-E445
Cool-safe ® Advanced Thermal design 45°C
enables the PRIMERGY Server to cope with temperatures from 5-45° in operating mode due to extended Fan settings
this setting can be activated ex factory only
max. 1x per system

S26361-F3552-E100
S26361-F3552-L100
TPM 2.0 Module SPI
max. 1x per system

S26361-F3552-E101
TPM 1.2 Module SPI
max. 1x per system

S26361-F3120-E50
S26361-F3120-L50
Serial Port Option
RS-232-C
for a RS-232-C Serial Port Interface
does NOT occupy PCI slot
max. 1x per system

You would like to add some customer specific solutions?

made4you

With our made4you service we fulfill any individual requirement and wish of our customers perfectly - e.g.

- > special hardware configurations,
- > staging services ex factory,
- > extended lifecycle management,
- > customer specific logos, component,
- > BIOS fixes and many more.

For further information please contact us via customer.projects@ts.fujitsu.com.

Fujitsu Portfolio

Build on industry standards, Fujitsu offers a full portfolio of IT hardware and software products, services, solutions and cloud offering, ranging from clients to datacenter solutions and includes the broad stack of Business Solutions, as well as the full stack of Cloud offering. This allows customers to leverage from alternative sourcing and delivery models to increase their business agility and to improve their IT operation's reliability.



er is ready

Accessories

5

<http://www.fujitsu.com/fts/products/computing/peripheral/accessories/index-facts.html>

USB sticks (FOR PROJECTS ONLY) - no standard release	
ADATA USB 3.0 Flash Stick UE700 – 32GB	S26391-F6048-L332
ADATA USB 3.0 Flash Stick UE700 – 64GB	S26391-F6048-L364



USB Optical Disc Drive	
External Ultra Slim Portable DVD Writer (Hitachi-LG)	S26341-F103-L142



End PRIMERGY RX2540 M2

Date of change [dd.mm.yyyy]	Folder / order code / description	Name	What has been changed / comment
05.03.2019	RAID, base folder -V884	J.Linne	max # of RAID controllers for -V884 = 4 mix of EP5xx with EP4xxi or PRAID CP400 not allowed
14.02.2019	HD_SSD / S26361-F5719-E750/L750	Yuichi Sugiyama	removed the description as "as soon as available"
13.02.2019	HD_SSD / S26361-F3907-* / added the exclu	Yuichi Sugiyama	added the exclusion for HDD SATA 2.5" 7.2K 512e and
08.02.2019	LAN_FC_IB	takaoka Masanori	Add the limitation for Mellanox Infiniband/Ether. Add the limitation for Intel OMNI/Mellanox Ether.
01.02.2019	GFX_FPGA	Takayuki Sasaki	Add a comment about "Temperature Limitation" in "GFX_FPGA" tab.
18.01.2019	HD_SSD / S26361-F5712/F5713/F5714/F571	Yuichi Sugiyama	revised the description about max drives
15.01.2019	HDD_SSD / S26361-F5719-*	Tatsuya Sudou	added
10.01.2019	HDD_SSD / AP200	Hirofumi Konno	Removed S26361-F4046-E1
13.12.2018	Base	Takayuki Sasaki	Modify Rack Architecture
20.11.2018	Chapter 1	R. Brunnbauer	Update different BU
09.11.2018	Chapter 1	R. Brunnbauer	Update text and pictures different BU
29.10.2018	HD_SSD / S26361-F5712/F5713/F5714/F571	Yuichi Sugiyama	added
29.10.2018	HD_SSD / S26361-F5635/F5638-E800/L800	Yuichi Sugiyama	added
26.10.2018	HD_SSD / exclusions for 8/10TB HDDs and	Yuichi Sugiyama	removed
22.10.2018	GFX	Takayuki Sasaki	Add and modify NVIDIA GRID license SKU.
12.10.2018	HD_SSD / S26361-F5588/F5589-E384/L384	Yuichi Sugiyama	Cleared the highlight of the cells as yellow
11.10.2018	HD_SSD / S26361-F5588/F5589-E384/L384 / Added	Yuichi Sugiyama	Added: SSD SATA 2.5" & 3.5" Mixed-Use 3.84TB
11.10.2018	RAID folder	J.Linne	changed # of RAID controllers for -V216 and -V238, see comments in orange, folder RAID
20.09.2018	RAID folder	J.Linne	changed # of RAID controllers for tripple -v238
18.09.2018	GFX	Takayuki Sasaki	Modify Graphic Card - Options in "GFX_FPGA" tab.
05.09.2018	GFX_FPGA	Takayuki Sasaki	Delete NVIDIA GRID license SKU due to Vender EOL.
31.08.2018	LAN / S26361-F4068-E2, E202, L502	Ulrich Lösch	Added: PLAN EP QL41112 2x10GBASE-T LP
31.08.2018	LAN / S26361-F4068-E4, E204, L504	Ulrich Lösch	Added: PLAN EP QL41134 4x10GBASE-T LP
31.08.2018	LAN / S26361-F4069-E2, E202, L502	Ulrich Lösch	Added: PLAN EP QL41132 2x10Gb SFP+ LP
31.08.2018	LAN / S26361-F4070-E2, E202, L502	Ulrich Lösch	Added: PCNA EP QL41262 2x10/25Gb SFP+/SFP28 LP
31.08.2018	LAN	Ulrich Lösch	Cosmetic changes: 25G Ethernet section
31.08.2018	Chapter 1	R. Brunnbauer	Update triple BU with 2x 16 ch.
28.08.2018	S26113-F624-E10	J.Linne	update efficiency -48V DC PSU 92%
10.08.2018	Chapter 1	R. Brunnbauer	Update triple BU and 165W GPU BU
07.08.2018	HD_SSD / S26361-F5709/F5710/F5711-*	Tatsuya Sudou	added
01.08.2018	HD_SSD / Dual M.2	Tatsuya Sudou	Notes updated
11.07.2018	GFX_FPGA	Takayuki Sasaki	Modify GFX canrd - Options in "GFX_FPGA" tab.
04.07.2018	Chapter 1	R. Brunnbauer	Added "Triple" base unit V238
04.07.2018	RAID folder	Johannes Linne	comments for advanced SW options edited added PRAID EP540e + FBU, on special release
02.07.2018	GFX_FPGA	Takayuki Sasaki	Modify GFX canrd and FPGA Card - Options in "GFX_FPGA"
23.05.2018	HD_SSD / F5707-* / M.2 for VMware	Yuichi Sugiyama	added
19.06.2018	PSU: HVDC 1300W, S26113-F626-E10	Johannes Linne	removed comment"as soon as available"
14.06.2018	RAID folder updated	Johannes Linne	max 3 PRAID EP540/80i in all fields and comments edited
05.06.2018	base and RAID folder updated	Johannes Linne	for V884: max 3 PRAID EP540/80i allowed, not for
23.05.2018	HD_SSD / F4064-* / Dual M.2	Yuichi Sugiyama	revised the description for VMware
18.05.2018	Rack Mount Kit	Kouji Takahashi	added the comment of S26361-F2735-E176.
17.05.2018	RAID folder updated	Johannes Linne	detailed description of number of controllers
17.05.2018	HD_SSD / F4064-* / Dual M.2	Yuichi Sugiyama	added the Dual M.2
24.04.2018	Chapter 1	R. Brunnbauer	Added LC base unit V724

19.04.2018	LAN	U. Lösch	Added: PLAN EP X710-T4 4x10GBASE-T
29.03.2018	HD_SSD / Note for PCIe-SSD	Tatsuya Sudou	"hot plug support : as soon as possible" added
21.03.2018	LAN	U. Lösch	SFP28 S26361-F4055-E/L701 added for PLAN EP
21.03.2018	FC	U. Lösch	QLE274X S26361-F4043-E/LXXX Max = 7, up from 4
21.03.2018	FC	U. Lösch	LPE3200X S26361-F4044-E/LXXX Max = 7, up from 4
21.03.2018	FC	U. Lösch	QLE269X S26361-F5580-E/LXXX Max = 7, up from 6
21.03.2018	FC	U. Lösch	LPE3100X S26361-F5596-E/LXXX Max = 7, up from 6
20.03.2018	LAN	U. Lösch	Intel QuickAssist PCIe Adapters
02.03.2018	HD_SSD / F5701/F5700/F5706/F5697-*	Tatsuya Sudou	added
28.02.2018	GFX	Takayuki Sasaki	Modify Graphics- Options in "GFX" tab.
13.02.2018	LAN	U. Lösch	PLAN EP QL41212 & QL45611 added
09.02.2018	RAID, S26361-F3847 -E2/E4	Johannes Linne	added FH version of PRAID EP420e +
08.02.2018	RAM	Klaus-Dieter Ruf	Rank sparing capa @ 3DS DIMMs updated
31.01.2018	Xeon Silver 4114T	L. Meszaros	set to Special Release
23.01.2018	GFX	Takayuki Sasaki	Modify Graphics- Options in "GFX" tab.
17.01.2018	base	Sven Pilz	comment on liquid cooling BU adjusted
15.01.2018	HD_SSD / F5694/F5692-*/ F5543	Tatsuya Sudou	/F5582/F5569-E124 / F5571/F5624/F3904-E120 added
15.01.2018	HD_SSD	Tatsuya Sudou	exclusions for PRAID EP540i and 8/10GB SATA HDD
04.01.2018	LAN	U. Lösch	Max=2 --> Max=8 for Mellanox Ethernet Adapter 25, 40,
08.12.2017		R. Brunnbauer	NVS315 on special release only
22.11.2017	Note 4x rear SSF option	R. Brunnbauer	now limitation with 140W CPUs instead of 135W
13.11.2017	HD_SSD	Tatsuya Sudou	note for Dual microSD and DWPD for PCIe-SSD modified
25.10.2017	RAID	A. Spörl	note in Z60S51 changed
25.10.2017	HD_SSD	A. Spörl	exclusions for PRAID EP5xxi and PSAS CP400 and
24.10.2017	LAN	U. Lösch	Added: 25GbE Ethernet Adapter, Intel
19.10.2017	HD_SSD / S26361-F4045-E64	Tatsuya Sudou	added
27.09.2017	HD_SSD / F5588/F5589-E240/E480	Tatsuya Sudou	removed(EOL)
27.09.2017	HD_SSD / S26361-F5650-E640	Tatsuya Sudou	removed
15.09.2017	LAN	U. Lösch	Cosmetic change Dynamic LoM: cages and optical
05.09.2017	HD_SSD / Note	Tatsuya Sudou	removed for 2.5" 7.2K/15K HDD / added for M.2 drive
23.08.2017	S26361-F3845-E201, S26361-F3847-	Johannes Linne	4 controller possible by special release, 2 = max
17.08.2017	HD_SSD / HDD SAS 3.5" 10K 512n	Tatsuya Sudou	max. number corrected
07.08.2017	S26361-F3694-E3	Klaus-Dieter Ruf	Update of memory mirrored mode description
31.07.2017	S26361-F4024-*	Takayuki Sasaki	Modify Graphics- Options in "GFX" tab.
25.07.2017	S26361-F4051-L840	Fabian Seil	cooling kit deleted
24.07.2017	HD_SSD / F5673/F5675-*/ F5531/F5532-E590	Tatsuya Sudou	added
20.07.2017	LAN	U. Lösch	Added: 10GbE Ethernet Adapter X710-DA4 4-Port, Intel
20.07.2017	HD_SSD / S26361-F5648-*/ PCIe SSD	Tatsuya Sudou	codes modified / DWPD corrected
19.07.2017	LAN	U. Lösch	Added: 25/40/100GbE Ethernet Adapters, Mellanox
12.07.2017	RAID	Fabian Seil	info-text changed
11.07.2017	HDD folder: S26362-F4042-E204	J.Linne	exclude PRAID EP540i from 8/10TB SATA HDD
11.07.2017	PSU folder: T26139-Y1741-E90, S26113-	J.Linne	PSU folder in List form, including new 380V HVDC PSU,
28.06.2017	Chapter 1	R. Brunnbauer	ServerView Suite Software option only
29.06.2017	RAID	Fabian Seil	FBU options changed
28.06.2017	Chapter 1	R. Brunnbauer	ODD and OP possible for base units V304 and V308
22.06.2017	RAID	Johannes Linne	addend comment ** for up to 3 additional EP5xxi
21.06.2017	Several	R. Brunnbauer	major update base units, options and ATD40/45
16.06.2017	HD_SSD / F5614/F5617/F5612/F5615-*	Tatsuya Sudou	removed
13.06.2017	RAID	Fabian Seil	descriptions of FBU options changed
09.06.2017	LAN_FC	Ulrich Lösch	10/1GbE: More SFP+ options added.
09.06.2017	LAN_FC	Ulrich Lösch	25/10GbE: More cables added.
09.06.2017	LAN_FC	Ulrich Lösch	Correction: 4x SFP+
09.06.2017	CPU	L. Meszaros	order codes of upgrade cooling kits added
08.06.2017	CPU	Fabian Seil	order codes of loose components added
06.06.2017	HD_SSD / F5666/F5670/F5662/F5668-*	Tatsuya Sudou	added
18.05.2017	RAID	Fabian Seil	info-text added
09.05.2017	RAM	Fabian Seil	new order codes added
09.05.2017	S26361-F3552-E101	Fabian Seil	added
27.04.2017	PLAN EP QL45212	U.Lösch	Updated
27.04.2017	USB Devices	M.Maridakis	New ext. ODD added
19.04.2017		R. Brunnbauer	Rear Pictures corrected
11.04.2017	S26361-F1790-E311	R. Brunnbauer	eLCM corrected

06.04.2017	S26361-F5243-E155	Johannes Linne	only 55 cm cable
06.04.2017	PCNA EP OCec14102 2x 10Gb DMF	Ulrich Lösch	Deleted - No Drivers.
04.04.2017	RAM	Fabian Seil	Mirrored Channel Mode text modified
30.03.2017	S26361-F5243-E14/L14	Fabian Seil	added
29.03.2017	CPU	Klaus-D. Ruf	Added cooler kit for 2nd CPU
28.03.2017	PRAID EP520i, 540i, 580i	Fabian Seil	CacheCade deleted
24.03.2017	HD_SSD / S26361-F5583-* / F5648-*	Tatsuya Sudou	removed / Capacity changed
24.03.2017	HD_SSD / Note / M.2 SSD	Tatsuya Sudou	updated
08.03.2017	Chapter 5	Robert Brunnbauer	Update of GFX/GPU options
08.03.2017	CPU	Fabian Seil	specifications and order codes added
07.03.2017	correct: S26361-F3847-E202, -E204	Johannes Linne	Update, changed from E502 / E504 (wrong)
06.03.2017	RAM	Klaus-D. Ruf	Mirrored Channel Mode updated
14.02.2017	Chapter 5 and 6	Robert Brunnbauer	Check GFX/GPU and PCIe options
09.02.2017	Chapter 5	Robert Brunnbauer	Update of GFX/GPU options
09.02.2017	RAID folder updated	Johannes Linne	updated
08.02.2017	Chapter 1	Robert Brunnbauer	Update of base units
07.02.2017	HD_SSD / SED / S26361-F5632-L240	Tatsuya Sudou	note for SED updated / order code corrected
03.02.2017	USB devices	Michail Maridakis	updated
20.01.2017	HD_SSD / S26361-F5648/F5649/F5650-*	Tatsuya Sudou	added
20.01.2017	Chapter 5	Takayuki Sasaki	Modify Graphics- Options in "GFX" tab.
06.01.2017	HD_SSD / S26361-F5588/F5589-E120/L120	Tatsuya Sudou	removed
06.01.2017	HD_SSD / S26361-F5592/F5593-*	Tatsuya Sudou	removed
26.12.2016	HD_SSD / SED	Tatsuya Sudou	added
19.12.2016	Chapter 5	Takayuki Sasaki	Modify Graphics- Options in "GFX" tab.
14.12.2016	HD_SSD / S26361-F5635/F5636/F5638-*	Tatsuya Sudou	added
05.12.2016	HD_SSD / S26361-F5630/F5632-*	Tatsuya Sudou	added
25.11.2016	RMK	M. Matsubara	Added RMK w/o CMA (S26361-F2735-E176)
23.11.2016	RAM	Fabian Seil	Order codes corrected
22.11.2016	RAM	Fabian Seil	Mirrored Channel Mode text modified
10.11.2016	IB	Shinho Hayashi	Add Omni Path
08.11.2016	LAN_FC	Ulrich Lösch	Cosmetic: "Link" removed to SFP
08.11.2016	RAID	Johannes Linne	change from 3x to 2x Cougar5 2GB (8 ports),
03.11.2016	S26341-F103-L140	Fabian Seil	changed to new USB Optical Disc Drive
31.10.2016	LAN_FC	Ulrich Lösch	Deleted: LAN I210-T1 LAN 40GbE, and QSFP+
28.10.2016	LAN_FC	Ulrich Lösch	Updated
28.10.2016	HD_SSD	Tatsuya Sudou	updated
24.10.2016	Chapter 1	Robert Brunnbauer	Update of base units
24.10.2016	Chapter 5	Takayuki Sasaki	Modify Graphics- Options in "GFX" tab.
19.09.2016	Chapter 5	Takayuki Sasaki	add Tesla P100, add Tesla M10, modify GRID Software
02.09.2016		Klaus-D. Ruf	Minor description change on RAM page
25.08.2016	RAID draft, PSU	Johannes Linne	added -48V PSU, update RAID draft
23.08.2016		Klaus-D. Ruf	TPM Module update
23.08.2016	Chapter 11	Ulrich Lösch	Deleted Eth Ctrl 2x10GBase-T PCIe x8 X540-T2
23.08.2016	Chapter 11	Ulrich Lösch	Added Blind Panel for Dynamic LoM?
12.08.2016		Klaus-D. Ruf	Memory
12.08.2016		Johannes Linne	RAID
13.07.2016		Atsushi Iwata	Tape devices
30.06.2016		Ulrich Lösch	Ethernet and Fibre Channel Controller
09.06.2016		Robert Brunnbauer	First Draft