



FLUID FLOW COMPONENTS
COMPOSANTES POUR UN MONDE FLUIDE



Product Index



| | Page | | Page |
|---------------------------------------|--------|---|---------|
| BRASS FITTINGS | | VALVES | |
| Carded | 45-46 | Ball | 105-106 |
| Closet Bolt | 42 | Ball - CGA Approved | 106 |
| Compression | 9-12 | Cocks | 110-115 |
| Compression - In Line | 14-15 | Drum Faucet | 113 |
| Compression - Long Nut | 12-13 | Garden Hose | 106 |
| Compression with Inserts | 16-17 | Gate | 105 |
| Ferrules | 43-44 | Globe | 105 |
| Flare - SAE 45° | 2-6 | Needle | 107-108 |
| Garden Hose | 26-27 | Oil Tank | 108 |
| Hose Barb | 28-29 | Poly Tube | 41 |
| Inverted Flare | 7-8 | Swing Check | 106 |
| Pipe | 18-20 | Truck | 109 |
| Pipe - Cast | 21-23 | QUICK DISCONNECTS | |
| Pipe Nipples - Yellow Brass | 19 | ARO Interchange | 117 |
| Pipe Nipples - Red Brass | 24-25 | Hydraulic | 117 |
| Poly Tube Couplers | 41 | Industrial Interchange | 116 |
| Poly Tube Fittings | 39-40 | RV | 133 |
| Poly Tube Valves | 41 | Tru-Flate Interchange | 117 |
| Propane | 31-32 | TUBING | |
| Push On Low Pressure | 34-35 | Air Brake - Nylon | 125 |
| Push to Connect | 36-38 | Air Brake - Rubber | 126 |
| Re-Usable | 42 | Aluminum | 118 |
| Sure-Barb | 33-34 | Brake Lines - Poly-V Coated | 120 |
| Welding Hose | 30 | Brake Lines - Steel | 119 |
| ATUOMOTIVE FITTINGS | | Brake Line Assortments | 121 |
| Air Brake - Re-usable Hose Ends | 51-52 | Copper | 118 |
| Air Brake for Copper Tubing | 47-48 | Hose | 126 |
| Air Brake for Nylon Tubing | 49-50 | John Guest | 96 |
| Air Brake Retractable Coils | 50 | Non Metallic | 123-124 |
| Air Brake Terminal Bolts | 52 | Steel Hydraulic | 118 |
| Brake Line and Transmission | 55-56 | Transmission Coolant Lines | 122 |
| Carburetion | 56 | HOSE ASSEMBLIES | |
| DOT Push to Connect | 53-54 | Air - Coiled Self Storing | 128 |
| Precision Grip | 58 | Air & Water Hose | 128 |
| Threaded Sleeve | 57 | Air Brake | 127 |
| STEEL FITTINGS | | Air Brake - Nylon Retractable | 50 |
| Flare - JIC 37° | 69-75 | Camp Appliance Hook Ups & Kits | 133 |
| Flareless - JIC 37° | 75-76 | Propane - CSA Approved | 129-132 |
| Grease | 86 | TORCHES & HEATERS | |
| Hose Ends - Beaded | 83 | Torch Kits | 134 |
| Hose Ends - Beaded with O-Ring | 84 | Portable Propane Heaters & Gas Lights | 135 |
| Hose Ends - Re-Usable | 84-85 | CLAMPS | |
| O-Ring Face Seal (ORFS) | 82-23 | Flex Seal | 139 |
| Pipe - Malleable Iron / Forged | 62-68 | Gear | 138 |
| Pipe Nipples - Black Iron | 59-61 | Key Operated Gear | 139 |
| Pipe | 77-79 | Oetiker | 137 |
| Pipe with O-Ring | 79-80 | T-Bar | 140 |
| Pipe Swivel | 80-81 | Tube Straps | 136 |
| Pipe Swivel with O-Ring | 81 | TOOLS & ACCESSORIES | |
| NON METALLIC FITTINGS | | Flaring Tools | 142 |
| John Guest Push to Connect | 92-97 | Nozzles - Water & Air | 144 |
| John Guest Tubing | 96 | Pnematic Mufflers & Vents | 144 |
| Legris Push to Connect | 98-101 | Pressure Gauges | 145 |
| Nylon Hose Barb | 102 | Storage Cabinets & Merchandisers | 145-146 |
| Nylon Pipe | 103 | Teflon Tape | 144 |
| Nylon Push to Connect | 91 | Tube Benders | 143 |
| Nylon Vibration Proof | 87-90 | Tube Cutters | 141 |
| Nylon Water Hose | 103 | | |
| Plastic Insert / Vacuum | 104 | | |

SAE 45° Flare Fittings



Usage: May be used with Copper, Brass, Aluminum, Plastic and Welded Steel Hydraulic Tubing or any Tube which can be flared.

Applications: Gas, Fuel Oil, Air, L.P. Gas, Water, Refrigeration and Chemicals not corrosive to Brass and Tubing materials.

Mechanical: Flare fittings can be assembled and re-assembled repeatedly. Resists mechanical pull-out. Good vibration resistance. If more tube support required use long nut.

Note: Forgings may be substituted for Extrusions.

FLARING INSTRUCTIONS

In order to properly flare copper tubing for use with 45° Flared Fittings and Inverted Flared Fittings, the following procedures and specifications should be met in preparation and make-up of both single and double flares.

1) CUT TUBE WITH TUBE CUTTER:

To minimize the burr and workhardening, use a light feed on the cutting wheel and make several revolutions.

2) REAM THE TUBING:

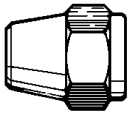
Cutting with a tube cutter will always create a burr. The burr must be removed to obtain maximum sealing surface.

Remove only the burr, do not remove material from the original wall thickness.

3) FLARE TUBING:

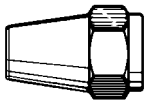
Flare with a compression or generating type flaring tool. Follow tool manufacturer's instructions for: (A) positioning the tube in tool and (B) for the correct number of turns on the feed handle.

FLARE NUT – Short-Milled



| Part No. | Tube Size | Length |
|----------|-----------|--------|
| D41S-2 | 1/8 | 1/2 |
| D41S-3 | 3/16 | 5/8 |
| D41S-4 | 1/4 | 3/4 |
| D41S-5 | 5/16 | 7/8 |
| D41S-6 | 3/8 | 7/8 |
| D41S-7 | 7/16 | 1-1/16 |
| D41S-8 | 1/2 | 1-1/8 |
| D41S-10 | 5/8 | 1-5/16 |
| D41S-12 | 3/4 | 1-1/2 |
| D41S-14 | 7/8 | 1-5/8 |

FLARE NUT – Long-Milled



| Part No. | Tube Size | Length |
|----------|-----------|--------|
| D41-2 | 1/8 | 3/4 |
| D41-3 | 3/16 | 13/16 |
| D41-4 | 1/4 | 15/16 |
| D41-5 | 5/16 | 1-1/8 |
| D41-6 | 3/8 | 1-5/16 |
| D41-7 | 7/16 | 1-1/2 |
| D41-8 | 1/2 | 1-5/8 |
| D41-10 | 5/8 | 1-7/8 |
| D41-12 | 3/4 | 2-3/16 |

FLARE NUT – Forged Short Standard



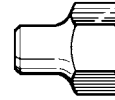
| Part No. | Tube Size |
|----------|-----------|
| D40-3 | 3/16 |
| D40-4 | 1/4 |
| D40-5 | 5/16 |
| D40-6 | 3/8 |
| D40-8 | 1/2 |
| D40-10 | 5/8 |
| D40-12 | 3/4 |
| D40-14 | 7/8 |

FLARE NUT – Forged Short Standard Reducing




| Part No. | Tube Size |
|-----------|------------|
| D40-4-3 | 1/4 x 3/16 |
| D40-5-4 | 5/16 x 1/4 |
| D40-6-4 | 3/8 x 1/4 |
| D40-6-5 | 3/8 x 5/16 |
| D40-8-6 | 1/2 x 3/8 |
| D40-10-6 | 5/8 x 3/8 |
| D40-10-8 | 5/8 x 1/2 |
| D40-12-8 | 3/4 x 1/2 |
| D40-12-10 | 3/4 x 5/8 |

FLARE NUT – Forged Long Standard



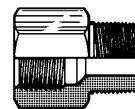
| Part No. | Tube Size |
|----------|-----------|
| D39-3 | 3/16 |
| D39-4 | 1/4 |
| D39-5 | 5/16 |
| D39-6 | 3/8 |
| D39-8 | 1/2 |
| D39-10 | 5/8 |
| D39-12 | 3/4 |

FLARE COUPLING Tube to Tube Female



| Part No. | Tube Size |
|----------|-----------|
| D32-4 | 1/4 |
| D32-5 | 5/16 |
| D32-6 | 3/8 |
| D32-8 | 1/2 |

FLARE ADAPTER Female Tube to Male Pipe



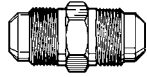
| Part No. | Tube x Pipe |
|----------|-------------|
| D33-4A | 1/4 x 1/8 |
| D33-4B | 1/4 x 1/4 |
| D33-6B | 3/8 x 1/4 |
| D33-8C | 1/2 x 3/8 |

SAE 45° Flare Fittings



FLARE UNION COUPLING

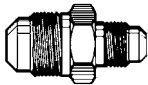
Tube to Tube



| Part No. | Tube Size |
|----------|-----------|
| D42-2 | 1/8 |
| D42-3 | 3/16 |
| D42-4 | 1/4 |
| D42-5 | 5/16 |
| D42-6 | 3/8 |
| D42-7 | 7/16 |
| D42-8 | 1/2 |
| D42-10 | 5/8 |
| D42-12 | 3/4 |
| D42-14 | 7/8 |

FLARE UNION COUPLING

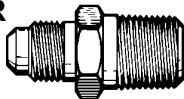
Reducing - Tube to Tube



| Part No. | Tube Size |
|-----------|------------|
| D42-4-3 | 1/4 x 3/16 |
| D42-5-4 | 5/16 x 1/4 |
| D42-6-4 | 3/8 x 1/4 |
| D42-6-5 | 3/8 x 5/16 |
| D42-8-4 | 1/2 x 1/4 |
| D42-8-6 | 1/2 x 3/8 |
| D42-10-6 | 5/8 x 3/8 |
| D42-10-8 | 5/8 x 1/2 |
| D42-12-8 | 3/4 x 1/2 |
| D42-12-10 | 3/4 x 5/8 |

FLARE BALL CHECK CONNECTOR

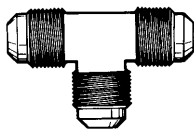
Tube to Pipe



| Part No. | Tube x Pipe |
|----------|-------------|
| D43-2A | 1/8 x 1/16 |
| D43-3A | 3/16 x 1/16 |
| D43-4A | 1/4 x 1/8 |
| D43-4B | 1/4 x 1/4 |
| D43-5A | 5/16 x 1/8 |
| D43-5B | 5/16 x 1/4 |
| D43-6B | 3/8 x 1/4 |
| D43-8C | 1/2 x 3/8 |

FLARE TEE – Extruded

Tube on 3 Ends



| Part No. | Tube Size |
|----------|-----------|
| D44-3 | 3/16 |
| D44-4 | 1/4 |
| D44-5 | 5/16 |
| D44-6 | 3/8 |
| D44-8 | 1/2 |
| D44-10 | 5/8 |

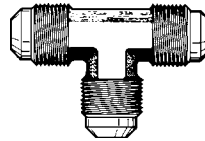
REDUCING TEE – Extruded

Reducing on Branch

| Part No. | Tube Size |
|-----------|-----------------|
| D44-6-6-4 | 3/8 x 3/8 x 1/4 |
| D44-8-8-6 | 1/2 x 1/2 x 3/8 |

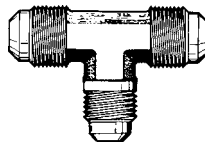
FLARE TEE – Forged

Tube on 3 Ends



| Part No. | Tube Size |
|----------|-----------|
| DF44-2 | 1/8 |
| DF44-3 | 3/16 |
| DF44-4 | 1/4 |
| DF44-5 | 5/16 |
| DF44-6 | 3/8 |
| DF44-8 | 1/2 |
| DF44-10 | 5/8 |
| DF44-12 | 3/4 |
| DF44-14 | 7/8 |

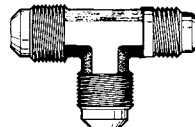
REDUCING TEE – Forged



| Part No. | Tube Size |
|---------------|-----------------|
| DF44-4-4-6 | 1/4 x 1/4 x 3/8 |
| DF44-6-6-4 | 3/8 x 3/8 x 1/4 |
| DF44-6-6-8 | 3/8 x 3/8 x 1/2 |
| DF44-8-8-4 | 1/2 x 1/2 x 1/4 |
| DF44-8-8-6 | 1/2 x 1/2 x 3/8 |
| DF44-8-8-10 | 1/2 x 1/2 x 5/8 |
| DF44-8-8-12 | 1/2 x 1/2 x 3/4 |
| DF44-10-10-4 | 5/8 x 5/8 x 1/4 |
| DF44-10-10-6 | 5/8 x 5/8 x 3/8 |
| DF44-10-10-8 | 5/8 x 5/8 x 1/2 |
| DF44-12-12-8 | 3/4 x 3/4 x 1/2 |
| DF44-12-12-10 | 3/4 x 3/4 x 5/8 |

REDUCING TEE – Forged

Reducing on Run



| Part No. | Tube Size |
|---------------|-----------------|
| DF44-6-4-4 | 3/8 x 1/4 x 1/4 |
| DF44-8-4-8 | 1/2 x 1/4 x 1/2 |
| DF44-8-6-6 | 1/2 x 3/8 x 3/8 |
| DF44-10-6-6 | 5/8 x 3/8 x 3/8 |
| DF44-10-6-10 | 5/8 x 3/8 x 5/8 |
| DF44-10-8-6 | 5/8 x 1/2 x 3/8 |
| DF44-10-8-8 | 5/8 x 1/2 x 1/2 |
| DF44-10-8-10 | 5/8 x 1/2 x 5/8 |
| DF44-12-10-10 | 3/4 x 5/8 x 5/8 |

FLARE TEE – Extruded


Male Pipe on Branch



| Part No. | Tube x Pipe |
|----------|-------------|
| D45-3A | 3/16 x 1/8 |
| D45-4A | 1/4 x 1/8 |
| D45-5A | 5/16 x 1/8 |
| D45-6B | 3/8 x 1/4 |
| D45-6C | 3/8 x 3/8 |
| D45-8C | 1/2 x 3/8 |
| D45-8D | 1/2 x 1/2 |
| D45-12D | 3/4 x 1/2 |

FLARE TEE – Forged

Male Pipe on Branch



| Part No. | Tube x Pipe |
|----------|-------------|
| DF45-2A | 1/8 x 1/8 |
| DF45-3A | 3/16 x 1/8 |
| DF45-4A | 1/4 x 1/8 |
| DF45-4B | 1/4 x 1/4 |
| DF45-4C | 1/4 x 3/8 |
| DF45-4D | 1/4 x 1/2 |
| DF45-5A | 5/16 x 1/8 |
| DF45-5B | 5/16 x 1/4 |
| DF45-6A | 3/8 x 1/8 |
| DF45-6B | 3/8 x 1/4 |
| DF45-6C | 3/8 x 3/8 |
| DF45-6D | 3/8 x 1/2 |
| DF45-8B | 1/2 x 1/4 |
| DF45-8C | 1/2 x 3/8 |
| DF45-8D | 1/2 x 1/2 |
| DF45-10C | 5/8 x 3/8 |
| DF45-10D | 5/8 x 1/2 |
| DF45-12D | 3/4 x 1/2 |
| DF45-12E | 3/4 x 3/4 |

FLARE CONNECTOR

Tube to Female Pipe



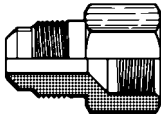
| Part No. | Tube x Pipe |
|----------|-------------|
| D46-2A | 1/8 x 1/8 |
| D46-3A | 3/16 x 1/8 |
| D46-4A | 1/4 x 1/8 |
| D46-4B | 1/4 x 1/4 |
| D46-4C | 1/4 x 3/8 |
| D46-4D | 1/4 x 1/2 |
| D46-5A | 5/16 x 1/8 |
| D46-5B | 5/16 x 1/4 |
| D46-6A | 3/8 x 1/8 |
| D46-6B | 3/8 x 1/4 |
| D46-6C | 3/8 x 3/8 |
| D46-6D | 3/8 x 1/2 |
| D46-6E | 3/8 x 3/4 |
| D46-8B | 1/2 x 1/4 |
| D46-8C | 1/2 x 3/8 |
| D46-8D | 1/2 x 1/2 |
| D46-8E | 1/2 x 3/4 |
| D46-10C | 5/8 x 3/8 |
| D46-10D | 5/8 x 1/2 |
| D46-10E | 5/8 x 3/4 |
| D46-12D | 3/4 x 1/2 |
| D46-12E | 3/4 x 3/4 |
| D46-14E | 7/8 x 3/4 |

SAE 45° Flare Fittings



FLARE ADAPTER

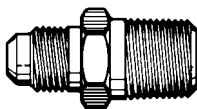
Male Flare by Female Flare Tube



| Part No. | Male x Female |
|-----------|---------------|
| D47-4-6 | 1/4 x 3/8 |
| D47-6-4 | 3/8 x 1/4 |
| D47-6-8 | 3/8 x 1/2 |
| D47-6-10 | 3/8 x 5/8 |
| D47-8-4 | 1/2 x 1/4 |
| D47-8-6 | 1/2 x 3/8 |
| D47-8-10 | 1/2 x 5/8 |
| D47-10-6 | 5/8 x 3/8 |
| D47-10-8 | 5/8 x 1/2 |
| D47-10-12 | 5/8 x 3/4 |
| D47-12-10 | 3/4 x 5/8 |

FLARE CONNECTOR

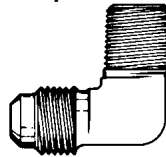
Flare Tube to Male Pipe



| Part No. | Tube x Pipe |
|----------|-------------|
| D48-2A | 1/8 x 1/8 |
| D48-3A | 3/16 x 1/8 |
| D48-3B | 3/16 x 1/4 |
| D48-4A | 1/4 x 1/8 |
| D48-4B | 1/4 x 1/4 |
| D48-4C | 1/4 x 3/8 |
| D48-4D | 1/4 x 1/2 |
| D48-5A | 5/16 x 1/8 |
| D48-5B | 5/16 x 1/4 |
| D48-5C | 5/16 x 3/8 |
| D48-6A | 3/8 x 1/8 |
| D48-6B | 3/8 x 1/4 |
| D48-6C | 3/8 x 3/8 |
| D48-6D | 3/8 x 1/2 |
| D48-6E | 3/8 x 3/4 |
| D48-8B | 1/2 x 1/4 |
| D48-8C | 1/2 x 3/8 |
| D48-8D | 1/2 x 1/2 |
| D48-8E | 1/2 x 3/4 |
| D48-10B | 5/8 x 1/4 |
| D48-10C | 5/8 x 3/8 |
| D48-10D | 5/8 x 1/2 |
| D48-10E | 5/8 x 3/4 |
| D48-12D | 3/4 x 1/2 |
| D48-12E | 3/4 x 3/4 |
| D48-14E | 7/8 x 3/4 |
| D48-16E | 1 x 3/4 |
| D48-16F | 1 x 1 |

FLARE ELBOW 90° – Extruded


Tube to Male Pipe



| Part No. | Tube x Pipe |
|----------|-------------|
| D49-2A | 1/8 x 1/8 |
| D49-3A | 3/16 x 1/8 |
| D49-4A | 1/4 x 1/8 |
| D49-4B | 1/4 x 1/4 |
| D49-4C | 1/4 x 3/8 |
| D49-5A | 5/16 x 1/8 |
| D49-5B | 5/16 x 1/4 |
| D49-6A | 3/8 x 1/8 |
| D49-6B | 3/8 x 1/4 |
| D49-6C | 3/8 x 3/8 |
| D49-6D | 3/8 x 1/2 |
| D49-8B | 1/2 x 1/4 |
| D49-8C | 1/2 x 3/8 |
| D49-8D | 1/2 x 1/2 |
| D49-10D | 5/8 x 1/2 |
| D49-12E | 3/4 x 3/4 |

FLARE ELBOW 90° – Forged

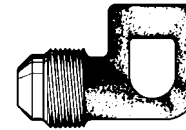
Tube to Male Pipe



| Part No. | Tube x Pipe |
|----------|-------------|
| DF49-2A | 1/8 x 1/8 |
| DF49-3A | 3/16 x 1/8 |
| DF49-3B | 3/16 x 1/4 |
| DF49-4A | 1/4 x 1/8 |
| DF49-4B | 1/4 x 1/4 |
| DF49-4C | 1/4 x 3/8 |
| DF49-4D | 1/4 x 1/2 |
| DF49-5A | 5/16 x 1/8 |
| DF49-5B | 5/16 x 1/4 |
| DF49-5C | 5/16 x 3/8 |
| DF49-6A | 3/8 x 1/8 |
| DF49-6B | 3/8 x 1/4 |
| DF49-6C | 3/8 x 3/8 |
| DF49-6D | 3/8 x 1/2 |
| DF49-6E | 3/8 x 3/4 |
| DF49-8B | 1/2 x 1/4 |
| DF49-8C | 1/2 x 3/8 |
| DF49-8D | 1/2 x 1/2 |
| DF49-8E | 1/2 x 3/4 |
| DF49-10C | 5/8 x 3/8 |
| DF49-10D | 5/8 x 1/2 |
| DF49-10E | 5/8 x 3/4 |
| DF49-12D | 3/4 x 1/2 |
| DF49-12E | 3/4 x 3/4 |
| DF49-14E | 7/8 x 3/4 |
| DF49-16E | 1 x 3/4 |
| DF49-16F | 1 x 1 |

FLARE ELBOW 90° – Forged


Tube to Female Pipe



| Part No. | Tube x Pipe |
|----------|-------------|
| DF50-3A | 3/16 x 1/8 |
| DF50-4A | 1/4 x 1/8 |
| DF50-4B | 1/4 x 1/4 |
| DF50-4C | 1/4 x 3/8 |
| DF50-5A | 5/16 x 1/8 |
| DF50-5B | 5/16 x 1/4 |
| DF50-6A | 3/8 x 1/8 |
| DF50-6B | 3/8 x 1/4 |
| DF50-6C | 3/8 x 3/8 |
| DF50-6D | 3/8 x 1/2 |
| DF50-6E | 3/8 x 3/4 |
| DF50-8B | 1/2 x 1/4 |
| DF50-8C | 1/2 x 3/8 |
| DF50-8D | 1/2 x 1/2 |
| DF50-8E | 1/2 x 3/4 |
| DF50-10C | 5/8 x 3/8 |
| DF50-10D | 5/8 x 1/2 |
| DF50-10E | 5/8 x 3/4 |
| DF50-12D | 3/4 x 1/2 |
| DF50-12E | 3/4 x 3/4 |
| DF50-14E | 7/8 x 3/4 |

FLARE TEE – Forged

Male Pipe on Run

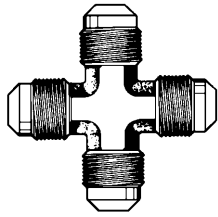


| Part No. | Tube x Pipe |
|----------|-------------|
| DF51-3A | 3/16 x 1/8 |
| DF51-4A | 1/4 x 1/8 |
| DF51-4B | 1/4 x 1/4 |
| DF51-4C | 1/4 x 3/8 |
| DF51-5A | 5/16 x 1/8 |
| DF51-5B | 5/16 x 1/4 |
| DF51-6A | 3/8 x 1/8 |
| DF51-6B | 3/8 x 1/4 |
| DF51-6C | 3/8 x 3/8 |
| DF51-6D | 3/8 x 1/2 |
| DF51-8B | 1/2 x 1/4 |
| DF51-8C | 1/2 x 3/8 |
| DF51-8D | 1/2 x 1/2 |
| DF51-10C | 5/8 x 3/8 |
| DF51-10D | 5/8 x 1/2 |
| DF51-12D | 3/4 x 1/2 |
| DF51-12E | 3/4 x 3/4 |

SAE 45° Flare Fittings

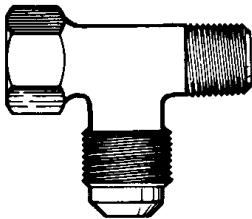


FLARE CROSS – Forged Tube Four Ends




| Part No. | Tube Size |
|----------|-----------|
| DF52-4 | 1/4 |
| DF52-5 | 5/16 |
| DF52-6 | 3/8 |
| DF52-8 | 1/2 |
| DF52-10 | 5/8 |

FLARE TEE – Forged Male & Female Pipe on Run Tube on Branch



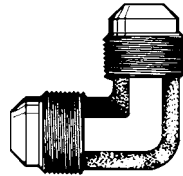
| Part No. | Tube x Pipe |
|----------|-------------|
| DF53-4A | 1/4 x 1/8 |
| DF53-4B | 1/4 x 1/4 |
| DF53-6B | 3/8 x 1/4 |

FLARE ELBOW 45° – Forged Tube to Male Pipe



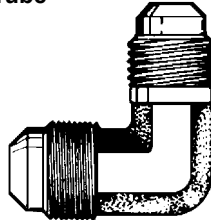
| Part No. | Tube x Pipe |
|----------|-------------|
| DF54-4A | 1/4 x 1/8 |
| DF54-4B | 1/4 x 1/4 |
| DF54-4C | 1/4 x 3/8 |
| DF54-5A | 5/16 x 1/8 |
| DF54-5B | 5/16 x 1/4 |
| DF54-6B | 3/8 x 1/4 |
| DF54-6C | 3/8 x 3/8 |
| DF54-6D | 3/8 x 1/2 |
| DF54-8C | 1/2 x 3/8 |
| DF54-8D | 1/2 x 1/2 |
| DF54-10C | 5/8 x 3/8 |
| DF54-10D | 5/8 x 1/2 |
| DF54-12D | 3/4 x 1/2 |
| DF54-12E | 3/4 x 3/4 |

FLARE ELBOW 90° – Forged Tube to Tube



| Part No. | Tube Size |
|----------|-----------|
| DF55-3 | 3/16 |
| DF55-4 | 1/4 |
| DF55-5 | 5/16 |
| DF55-6 | 3/8 |
| DF55-8 | 1/2 |
| DF55-10 | 5/8 |
| DF55-12 | 3/4 |
| DF55-14 | 7/8 |

REDUCING ELBOW 90° – Forged Tube to Tube



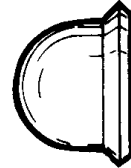
| Part No. | Tube Size |
|------------|-----------|
| DF55-6-4 | 3/8 x 1/4 |
| DF55-8-4 | 1/2 x 1/4 |
| DF55-8-6 | 1/2 x 3/8 |
| DF55-10-6 | 5/8 x 3/8 |
| DF55-10-8 | 5/8 x 1/2 |
| DF55-12-8 | 3/4 x 1/2 |
| DF55-12-10 | 3/4 x 5/8 |

FLARE SEALING CAP NUT



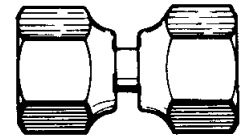
| Part No. | Tube Size |
|----------|-----------|
| D56-3 | 3/16 |
| D56-4 | 1/4 |
| D56-5 | 5/16 |
| D56-6 | 3/8 |
| D56-8 | 1/2 |
| D56-10 | 5/8 |
| D56-12 | 3/4 |

FLARE SEALING BONNET Copper



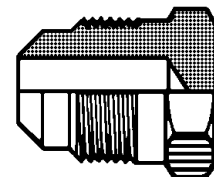
| Part No. | Tube Size |
|----------|-----------|
| D57-3 | 3/16 |
| D57-4 | 1/4 |
| D57-5 | 5/16 |
| D57-6 | 3/8 |
| D57-8 | 1/2 |
| D57-10 | 5/8 |
| D57-12 | 3/4 |

SWIVEL NUT CONNECTOR – Forged



| Part No. | Tube Size |
|----------|-----------|
| DUS4-4 | 1/4 |
| DUS4-5 | 5/16 |
| DUS4-6 | 3/8 |
| DUS4-8 | 1/2 |
| DUS4-10 | 5/8 |
| DUS4-12 | 3/4 |

FLARE SEALING PLUG



| Part No. | Tube Size |
|----------|-----------|
| D58-3 | 3/16 |
| D58-4 | 1/4 |
| D58-5 | 5/16 |
| D58-6 | 3/8 |
| D58-8 | 1/2 |
| D58-10 | 5/8 |
| D58-12 | 3/4 |

SAE 45° Flare Fittings

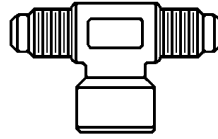


FLARE GASKET – Copper



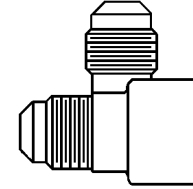
| Part No. | Tube Size |
|----------|-----------|
| D59-3 | 3/16 |
| D59-4 | 1/4 |
| D59-5 | 5/16 |
| D59-6 | 3/8 |
| D59-8 | 1/2 |
| D59-10 | 5/8 |
| D59-12 | 3/4 |

FLARE TEE – Forged Tube to Female Pipe



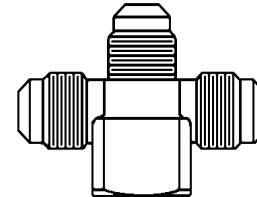
| Part No. | Tube x Pipe |
|----------|-------------|
| DF36-4A | 1/4 x 1/8 |
| DF36-4B | 1/4 x 1/4 |
| DF36-6A | 3/8 x 1/8 |
| DF36-6B | 3/8 x 1/4 |
| DF36-6C | 3/8 x 3/8 |
| DF36-6D | 3/8 x 1/2 |
| DF36-8D | 1/2 x 1/2 |

FLARE TEE – Forged Tube to Female Pipe



| Part No. | Tube x Pipe |
|----------|-------------|
| DF37-6C | 3/8 x 3/8 |
| DF37-6D | 3/8 x 1/2 |
| DF37-8D | 1/2 x 1/2 |

FLARE CROSS – Forged Tube to Female Pipe



| Part No. | Tube x Pipe |
|----------|-------------|
| DF38-6C | 3/8 x 3/8 |
| DF38-6D | 3/8 x 1/2 |
| DF38-8D | 1/2 x 1/2 |

Inverted Flare Fittings



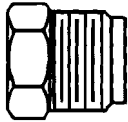
Usage: May be used with Copper, Brass, Aluminum, Plastic and Welded Steel Hydraulic Tubing or any Tube which can be flared.

Applications: Primarily Automotive, Brakes, Transmission Coolant Lines, Oil, Gas, Air, Water and Chemicals not corrosive to Brass.

Mechanical: Inverted flare fittings can be assembled and re-assembled repeatedly. Resists mechanical pull-out. Good vibration control. With thin wall tubing (steel) use double flare.

INVERTED FLARE PLUG

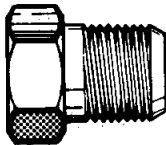
Steel



| Part No. | Tube Size |
|----------|-----------|
| D131-3 | 3/16 |
| D131-4 | 1/4 |
| D131-5 | 5/16 |
| D131-6 | 3/8 |

INVERTED FLARE NUT

Brass



| Part No. | Tube Size |
|----------|-----------|
| D141-2 | 1/8 |
| D141-3 | 3/16 |
| D141-4 | 1/4 |
| D141-5 | 5/16 |
| D141-6 | 3/8 |
| D141-7 | 7/16 |
| D141-8 | 1/2 |
| D141-10 | 5/8 |

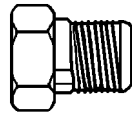
| Steel | Tube Size |
|----------|-----------|
| DS141-2 | 1/8 |
| DS141-3 | 3/16 |
| DS141-4 | 1/4 |
| DS141-5 | 5/16 |
| DS141-6 | 3/8 |
| DS141-7 | 7/16 |
| DS141-8 | 1/2 |
| DS141-10 | 5/8 |
| DS141-12 | 3/4 |

| Long Nut Steel | Tube Size |
|----------------|-----------|
| DSL141-3 | 3/16 |
| DSL141-4 | 1/4 |
| DSL141-5 | 5/16 |

| Long Nut Steel | Tube Size |
|----------------|------------|
| DSLJ141-3 | 10MM x 1.0 |

INVERTED FLARE REDUCING NUT

Steel



| Part No. | Tube Size |
|-----------|-------------|
| DS141-4-3 | 1/4 x 3/16 |
| DS141-5-3 | 5/16 x 3/16 |
| DS141-5-4 | 5/16 x 1/4 |
| DS141-6-3 | 3/8 x 3/16 |
| DS141-6-4 | 3/8 x 1/4 |

INVERTED FLARE UNION

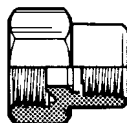
Tube to Tube



| Part No. | Tube Size |
|----------|-----------|
| D142-2 | 1/8 |
| D142-3 | 3/16 |
| D142-4 | 1/4 |
| D142-5 | 5/16 |
| D142-6 | 3/8 |
| D142-7 | 7/16 |
| D142-8 | 1/2 |

INVERTED FLARE FEMALE CONNECTOR

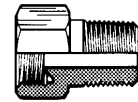
Tube to Female Pipe



| Part No. | Tube x Pipe |
|----------|-------------|
| D146-3A | 3/16 x 1/8 |
| D146-4A | 1/4 x 1/8 |
| D146-4B | 1/4 x 1/4 |
| D146-5A | 5/16 x 1/8 |
| D146-6B | 3/8 x 1/4 |
| D146-8C | 1/2 x 3/8 |

INVERTED FLARE MALE CONNECTOR

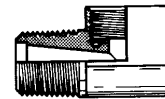
Tube to Male Pipe



| Part No. | Tube x Pipe |
|----------|-------------|
| D148-2A | 1/8 x 1/8 |
| D148-3A | 3/16 x 1/8 |
| D148-4A | 1/4 x 1/8 |
| D148-4B | 1/4 x 1/4 |
| D148-5A | 5/16 x 1/8 |
| D148-5B | 5/16 x 1/4 |
| D148-6A | 3/8 x 1/8 |
| D148-6B | 3/8 x 1/4 |
| D148-6C | 3/8 x 3/8 |
| D148-7B | 7/16 x 1/4 |
| D148-8B | 1/2 x 1/4 |
| D148-8C | 1/2 x 3/8 |
| D148-8D | 1/2 x 1/2 |
| D148-10D | 5/8 x 1/2 |
| D148-12D | 3/4 x 1/2 |

INVERTED FLARE ELBOW 90°

Tube to Male Pipe




| Part No. | Tube x Pipe |
|----------|-------------|
| D149-2A | 1/8 x 1/8 |
| D149-3A | 3/16 x 1/8 |
| D149-4A | 1/4 x 1/8 |
| D149-4B | 1/4 x 1/4 |
| D149-5A | 5/16 x 1/8 |
| D149-5B | 5/16 x 1/4 |
| D149-5C | 5/16 x 3/8 |
| D149-6A | 3/8 x 1/8 |
| D149-6B | 3/8 x 1/4 |
| D149-6C | 3/8 x 3/8 |
| D149-7B | 7/16 x 1/4 |
| D149-8B | 1/2 x 1/4 |
| D149-8C | 1/2 x 3/8 |
| D149-8D | 1/2 x 1/2 |
| D149-10C | 5/8 x 3/8 |
| D149-10D | 5/8 x 1/2 |
| D149-12D | 3/4 x 1/2 |
| D149-12E | 3/4 x 3/4 |
| D149-14E | 7/8 x 3/4 |

Inverted Flare Fittings

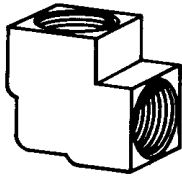


INVERTED FLARE ELBOW 45° Tube to Male Pipe




| Part No. | Tube x Pipe |
|----------|-------------|
| D154-3A | 3/16 x 1/8 |
| D154-4A | 1/4 x 1/8 |
| D154-4B | 1/4 x 1/4 |
| D154-5A | 5/16 x 1/8 |
| D154-5B | 5/16 x 1/4 |
| D154-6A | 3/8 x 1/8 |
| D154-6B | 3/8 x 1/4 |
| D154-8C | 1/2 x 3/8 |

INVERTED FLARE ELBOW 90° Tube to Female Pipe



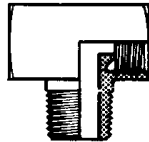
| Part No. | Tube x Pipe |
|----------|-------------|
| D452-3A | 3/16 x 1/8 |
| D452-4A | 1/4 x 1/8 |
| D452-5A | 5/16 x 1/8 |
| D452-6B | 3/8 x 1/4 |

INVERTED FLARE TEE Male to Female Pipe on Run



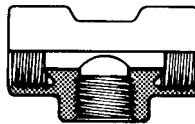
| Part No. | Tube x Pipe |
|----------|-------------|
| D550-3A | 3/16 x 1/8 |
| D550-4A | 1/4 x 1/8 |
| D550-5A | 5/16 x 1/8 |

INVERTED FLARE TEE Male Pipe on Branch



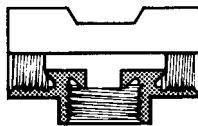
| Part No. | Tube x Pipe |
|----------|-------------|
| D600-3A | 3/16 x 1/8 |
| D600-4A | 1/4 x 1/8 |
| D600-5A | 5/16 x 1/8 |
| D600-6B | 3/8 x 1/4 |
| D600-8C | 1/2 x 3/8 |

INVERTED FLARE TEE Female Pipe on Branch




| Part No. | Tube x Pipe |
|----------|-------------|
| D652-3A | 3/16 x 1/8 |
| D652-4A | 1/4 x 1/8 |
| D652-5A | 5/16 x 1/8 |
| D652-6B | 3/8 x 1/4 |
| D652-8C | 1/2 x 3/8 |

INVERTED FLARE TEE All Tube Ends



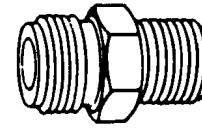
| Part No. | Tube Size |
|----------|-----------|
| D702-3 | 3/16 |
| D702-4 | 1/4 |
| D702-5 | 5/16 |
| D702-6 | 3/8 |
| D702-8 | 1/2 |
| D702-10 | 5/8 |

INVERTED FLARE MALE RUN TEE



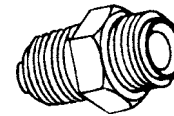
| Part No. | Tube x Pipe |
|----------|-------------|
| D703-3A | 3/16 x 1/8 |
| D703-4A | 1/4 x 1/8 |
| D703-5A | 5/16 x 1/8 |
| D703-6B | 3/8 x 1/4 |
| D703-8C | 1/2 x 3/8 |

FUEL LINE ADAPTER



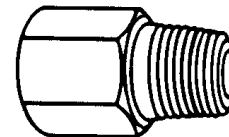
| Part No. | Tube x Pipe |
|----------|-------------|
| D1514 | 5/16 x 1/8 |

SAE 45° FLARE TO INVERTED FLARE ADAPTER



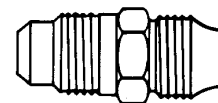
| Part No. | Tube Size | |
|----------|------------|----------|
| | S.A.E. Fl. | Inv. Fl. |
| D1518 | 1/4 | 3/16 |
| D1522 | 1/4 | 1/4 |
| D1563 | 3/8 | 3/8 |

PIPE ADAPTER (with .0625 Orifice)



| Part No. | Pipe Size | |
|----------|-----------|--------|
| | Male | Female |
| D1512 | 1/8 | 1/8 |

ADAPTER – AC Type



| Part No. | Tube Size | |
|----------|------------|-----------------|
| | S.A.E. Fl. | Threaded Sleeve |
| D1521 | 1/4 | 1/4 |

Compression Fittings



Usage: May be used with Copper, Brass and Aluminum Tubing. Not recommended for Steel Tubing. Some types of Plastic Tubing require support inserts for assembly.

Applications: Gas, Air, Oil, Water, Automotive Industries, Appliance Industries and General Equipment.

Mechanical: Fitting easily assembled (3-piece) Slip nut on tube first then sleeve. Bottom tube on the inside of fitting body. Tighten nut and sleeve. Do not over-torque. Under normal conditions vibration control is fair.

COMPRESSION SLEEVE



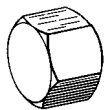
| Part No. | Tube Size |
|-----------|-----------|
| D60-2 | 1/8 |
| D60-2 1/2 | 5/32 |
| D60-3 | 3/16 |
| D60-4 | 1/4 |
| D60-5 | 5/16 |
| D60-6 | 3/8 |
| D60-7 | 7/16 |
| D60-8 | 1/2 |
| D60-10 | 5/8 |
| D60-12 | 3/4 |
| D60-14 | 7/8 |

COMPRESSION NUT



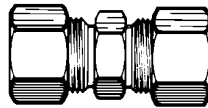
| Part No. | Tube Size |
|----------|-----------|
| D61-2 | 1/8 |
| D61-3 | 3/16 |
| D61-4 | 1/4 |
| D61-5 | 5/16 |
| D61-6 | 3/8 |
| D61-7 | 7/16 |
| D61-8 | 1/2 |
| D61-10 | 5/8 |
| D61-12 | 3/4 |
| D61-14 | 7/8 |

COMPRESSION CAP



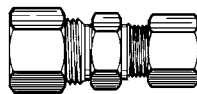
| Part No. | Tube Size |
|----------|-----------|
| DC61-2 | 1/8 |
| DC61-4 | 1/4 |
| DC61-5 | 5/16 |
| DC61-6 | 3/8 |
| DC61-8 | 1/2 |
| DC61-10 | 5/8 |

COMPRESSION UNION



| Part No. | Tube Size |
|----------|-----------|
| D62-2 | 1/8 |
| D62-3 | 3/16 |
| D62-4 | 1/4 |
| D62-5 | 5/16 |
| D62-6 | 3/8 |
| D62-7 | 7/16 |
| D62-8 | 1/2 |
| D62-10 | 5/8 |
| D62-12 | 3/4 |
| D62-14 | 7/8 |

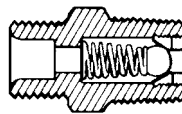
COMPRESSION REDUCING UNION



| Part No. | Tube Size |
|----------|------------|
| D62-4-2 | 1/4 x 1/8 |
| D62-4-3 | 1/4 x 3/16 |
| D62-5-4 | 5/16 x 1/4 |
| D62-6-4 | 3/8 x 1/4 |
| D62-6-5 | 3/8 x 5/16 |
| D62-8-6 | 1/2 x 3/8 |
| D62-10-6 | 5/8 x 3/8 |
| D62-10-8 | 5/8 x 1/2 |

COMPRESSION BALL CHECK CONNECTOR

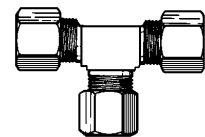
Tube to Male Pipe



| Part No. | Tube x Pipe |
|----------|-------------|
| D63-2A | 1/8 x 1/8 |
| D63-3A | 3/16 x 1/8 |
| D63-4A | 1/4 x 1/8 |
| D63-4B | 1/4 x 1/4 |
| D63-5A | 5/16 x 1/8 |
| D63-6B | 3/8 x 1/4 |

COMPRESSION TEE

Tube All Ends



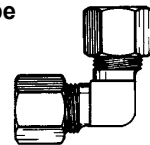
| Part No. | Tube Size |
|----------|-----------|
| D64-2 | 1/8 |
| D64-3 | 3/16 |
| D64-4 | 1/4 |
| D64-5 | 5/16 |
| D64-6 | 3/8 |
| D64-7 | 7/16 |
| D64-8 | 1/2 |
| D64-10 | 5/8 |
| D64-12 | 3/4 |
| D64-14 | 7/8 |

REDUCING TEE – Tube All Ends

| Part No. | Tube Size |
|-----------|------------------|
| D64-4-2 | 1/4 x 1/4 x 1/8 |
| D64-4-3 | 1/4 x 1/4 x 3/16 |
| D64-4-6 | 1/4 x 1/4 x 3/8 |
| D64-6-4 | 3/8 x 3/8 x 1/4 |
| D64-6-4-4 | 3/8 x 1/4 x 1/4 |
| D64-8-4 | 1/2 x 1/2 x 1/4 |
| D64-8-6 | 1/2 x 1/2 x 3/8 |
| D64-10-6 | 5/8 x 5/8 x 3/8 |
| D64-10-8 | 5/8 x 5/8 x 1/2 |

COMPRESSION ELBOW 90°

Tube to Tube

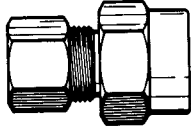


| Part No. | Tube Size |
|----------|-----------|
| D65-2 | 1/8 |
| D65-3 | 3/16 |
| D65-4 | 1/4 |
| D65-5 | 5/16 |
| D65-6 | 3/8 |
| D65-6-4 | 3/8 x 1/4 |
| D65-7 | 7/16 |
| D65-8 | 1/2 |
| D65-8-6 | 1/2 x 3/8 |
| D65-10 | 5/8 |
| D65-10-6 | 5/8 x 3/8 |
| D65-10-8 | 5/8 x 1/2 |
| D65-12 | 3/4 |
| D65-14 | 7/8 |

Compression Fittings




COMPRESSION CONNECTOR Tube to Female Pipe



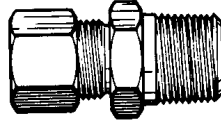
| Part No. | Tube x Pipe |
|----------|-------------|
| D66-2A | 1/8 x 1/8 |
| D66-3A | 3/16 x 1/8 |
| D66-3B | 3/16 x 1/4 |
| D66-4A | 1/4 x 1/8 |
| D66-4B | 1/4 x 1/4 |
| D66-4C | 1/4 x 3/8 |
| D66-4D | 1/4 x 1/2 |
| D66-5A | 5/16 x 1/8 |
| D66-5B | 5/16 x 1/4 |
| D66-5C | 5/16 x 3/8 |
| D66-6A | 3/8 x 1/8 |
| D66-6B | 3/8 x 1/4 |
| D66-6C | 3/8 x 3/8 |
| D66-6D | 3/8 x 1/2 |
| D66-6E | 3/8 x 3/4 |
| D66-8B | 1/2 x 1/4 |
| D66-8C | 1/2 x 3/8 |
| D66-8D | 1/2 x 1/2 |
| D66-8E | 1/2 x 3/4 |
| D66-10C | 5/8 x 3/8 |
| D66-10D | 5/8 x 1/2 |
| D66-10E | 5/8 x 3/4 |
| D66-12D | 3/4 x 1/2 |
| D66-12E | 3/4 x 3/4 |
| D66-14E | 7/8 x 3/4 |

COMPRESSION SEALING PLUG



| Part No. | Tube Size |
|----------|-----------|
| D67-4 | 1/4 |

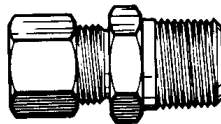
COMPRESSION CONNECTOR Tube to Male Pipe



| Part No. | Tube x Pipe |
|----------|-------------|
| D68-2A | 1/8 x 1/8 |
| D68-3A | 3/16 x 1/8 |
| D68-3B | 3/16 x 1/4 |
| D68-4A | 1/4 x 1/8 |
| D68-4B | 1/4 x 1/4 |
| D68-4C | 1/4 x 3/8 |
| D68-4D | 1/4 x 1/2 |
| D68-5A | 5/16 x 1/8 |
| D68-5B | 5/16 x 1/4 |
| D68-5C | 5/16 x 3/8 |
| D68-5D | 5/16 x 1/2 |
| D68-6A | 3/8 x 1/8 |
| D68-6B | 3/8 x 1/4 |
| D68-6C | 3/8 x 3/8 |
| D68-6D | 3/8 x 1/2 |
| D68-6E | 3/8 x 3/4 |
| D68-7A | 7/16 x 1/8 |
| D68-7B | 7/16 x 1/4 |
| D68-7C | 7/16 x 3/8 |
| D68-8B | 1/2 x 1/4 |
| D68-8C | 1/2 x 3/8 |
| D68-8D | 1/2 x 1/2 |
| D68-8E | 1/2 x 3/4 |
| D68-10C | 5/8 x 3/8 |
| D68-10D | 5/8 x 1/2 |
| D68-10E | 5/8 x 3/4 |
| D68-12D | 3/4 x 1/2 |
| D68-12E | 3/4 x 3/4 |
| D68-14E | 7/8 x 3/4 |

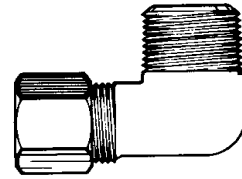
COMPRESSION TANK FITTINGS

Tube to Male Pipe
Fittings are drilled through to allow
Tube to go directly into Tank



| Part No. | Tube x Pipe |
|----------|-------------|
| DT68-3A | 3/16 x 1/8 |
| DT68-4B | 1/4 x 1/4 |
| DT68-6B | 3/8 x 1/4 |
| DT68-6C | 3/8 x 3/8 |
| DT68-6D | 3/8 x 1/2 |
| DT68-8C | 1/2 x 3/8 |
| DT68-8D | 1/2 x 1/2 |
| DT68-10D | 5/8 x 1/2 |

COMPRESSION ELBOW 90° Tube to Male Pipe

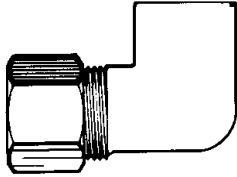


| Part No. | Tube x Pipe |
|----------|-------------|
| D69-2A | 1/8 x 1/8 |
| D69-3A | 3/16 x 1/8 |
| D69-3B | 3/16 x 1/4 |
| D69-4A | 1/4 x 1/8 |
| D69-4B | 1/4 x 1/4 |
| D69-4C | 1/4 x 3/8 |
| D69-4D | 1/4 x 1/2 |
| D69-5A | 5/16 x 1/8 |
| D69-5B | 5/16 x 1/4 |
| D69-5C | 5/16 x 3/8 |
| D69-5D | 5/16 x 1/2 |
| D69-6A | 3/8 x 1/8 |
| D69-6B | 3/8 x 1/4 |
| D69-6C | 3/8 x 3/8 |
| D69-6D | 3/8 x 1/2 |
| D69-6E | 3/8 x 3/4 |
| D69-7B | 7/16 x 1/4 |
| D69-7C | 7/16 x 3/8 |
| D69-8B | 1/2 x 1/4 |
| D69-8C | 1/2 x 3/8 |
| D69-8D | 1/2 x 1/2 |
| D69-8E | 1/2 x 3/4 |
| D69-10C | 5/8 x 3/8 |
| D69-10D | 5/8 x 1/2 |
| D69-10E | 5/8 x 3/4 |
| D69-12D | 3/4 x 1/2 |
| D69-12E | 3/4 x 3/4 |
| D69-14E | 7/8 x 3/4 |

Compression Fittings

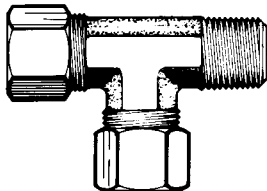


COMPRESSION ELBOW 90° Tube to Female Pipe



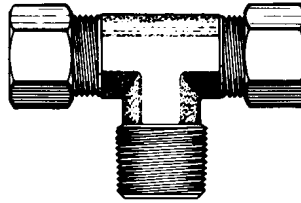
| Part No. | Tube x Pipe |
|----------|-------------|
| D70-2A | 1/8 x 1/8 |
| D70-3A | 3/16 x 1/8 |
| D70-3B | 3/16 x 1/4 |
| D70-4A | 1/4 x 1/8 |
| D70-4B | 1/4 x 1/4 |
| D70-4C | 1/4 x 3/8 |
| D70-4D | 1/4 x 1/2 |
| D70-5A | 5/16 x 1/8 |
| D70-5B | 5/16 x 1/4 |
| D70-6A | 3/8 x 1/8 |
| D70-6B | 3/8 x 1/4 |
| D70-6C | 3/8 x 3/8 |
| D70-6D | 3/8 x 1/2 |
| D70-6E | 3/8 x 3/4 |
| D70-7B | 7/16 x 1/4 |
| D70-8B | 1/2 x 1/4 |
| D70-8C | 1/2 x 3/8 |
| D70-8D | 1/2 x 1/2 |
| D70-8E | 1/2 x 3/4 |
| D70-10D | 5/8 x 1/2 |
| D70-10E | 5/8 x 3/4 |
| D70-12D | 3/4 x 1/2 |
| D70-12E | 3/4 x 3/4 |

COMPRESSION TEE Male Pipe on Run



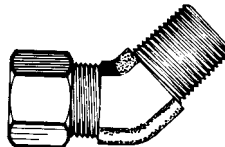
| Part No. | Tube x Pipe |
|----------|-------------|
| D71-2A | 1/8 x 1/8 |
| D71-3A | 3/16 x 1/8 |
| D71-4A | 1/4 x 1/8 |
| D71-4B | 1/4 x 1/4 |
| D71-5A | 5/16 x 1/8 |
| D71-5B | 5/16 x 1/4 |
| D71-6A | 3/8 x 1/8 |
| D71-6B | 3/8 x 1/4 |
| D71-6C | 3/8 x 3/8 |
| D71-7B | 7/16 x 1/4 |
| D71-8C | 1/2 x 3/8 |
| D71-8D | 1/2 x 1/2 |
| D71-10D | 5/8 x 1/2 |
| D71-12D | 3/4 x 1/2 |
| D71-12E | 3/4 x 3/4 |

COMPRESSION TEE Male Pipe on Branch



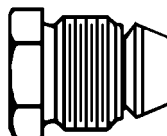
| Part No. | Tube x Pipe |
|----------|-------------|
| D72-2A | 1/8 x 1/8 |
| D72-3A | 3/16 x 1/8 |
| D72-4A | 1/4 x 1/8 |
| D72-4B | 1/4 x 1/4 |
| D72-5A | 5/16 x 1/8 |
| D72-5B | 5/16 x 1/4 |
| D72-6A | 3/8 x 1/8 |
| D72-6B | 3/8 x 1/4 |
| D72-6C | 3/8 x 3/8 |
| D72-6D | 3/8 x 1/2 |
| D72-8C | 1/2 x 3/8 |
| D72-8D | 1/2 x 1/2 |
| D72-10D | 5/8 x 1/2 |
| D72-12D | 3/4 x 1/2 |
| D72-12E | 3/4 x 3/4 |

COMPRESSION ELBOW 45° Tube to Male Pipe



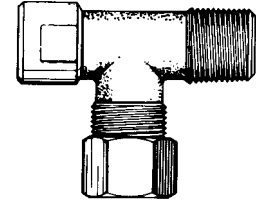
| Part No. | Tube x Pipe |
|----------|-------------|
| D74-3A | 3/16 x 1/8 |
| D74-4A | 1/4 x 1/8 |
| D74-4B | 1/4 x 1/4 |
| D74-5A | 5/16 x 1/8 |
| D74-5B | 5/16 x 1/4 |
| D74-6A | 3/8 x 1/8 |
| D74-6B | 3/8 x 1/4 |
| D74-6C | 3/8 x 3/8 |
| D74-8C | 1/2 x 3/8 |
| D74-8D | 1/2 x 1/2 |
| D74-10D | 5/8 x 1/2 |

PILOT LINE CONTROL NUT



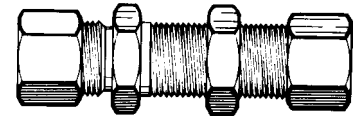
| Part No. | Tube Size |
|----------|-----------|
| D75-4 | 1/4 |

COMPRESSION TEE Female and Male Pipe on Run




| Part No. | Tube x Pipe |
|----------|-------------|
| D76-2A | 1/8 x 1/8 |
| D76-3A | 3/16 x 1/8 |
| D76-4A | 1/4 x 1/8 |
| D76-4B | 1/4 x 1/4 |
| D76-5A | 5/16 x 1/8 |
| D76-6B | 3/8 x 1/4 |

COMPRESSION BULKHEAD UNION



| Part No. | Tube Size |
|----------|-----------|
| D77-4 | 1/4 |
| D77-6 | 3/8 |
| D77-8 | 1/2 |

COMPRESSION TEE Female Pipe on Branch



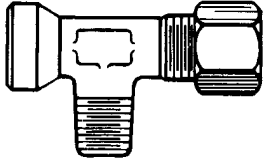
| Part No. | Tube x Pipe |
|----------|-------------|
| D78-4A | 1/4 x 1/8 |
| D78-6B | 3/8 x 1/4 |

Compression Fittings



COMPRESSION TEE

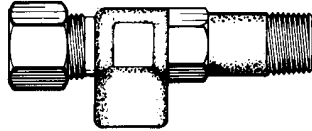
Female Pipe on Run, Male Pipe on Branch



| Part No. | Tube x Pipe |
|----------|-------------|
| D79-4A | 1/4 x 1/8 |
| D79-4B | 1/4 x 1/4 |

COMPRESSION GAUGE TEE

Male Pipe on Run, Female Pipe on Branch

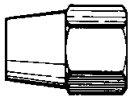


| Part No. | Tube x Pipe |
|----------|-------------|
| D81-2A | 1/8 x 1/8 |
| D81-4A | 1/4 x 1/8 |

Long Nut Compression Fittings

Technical Information: Long nut compression fittings have the same applications and usage as standard nut fittings. They are used however when the tube requires additional support and under unusual vibration conditions.

LONG NUT COMPRESSION



| Part No. | Tube Size |
|----------|-----------|
| D161-2 | 1/8 |
| D161-3 | 3/16 |
| D161-4 | 1/4 |
| D161-5 | 5/16 |
| D161-6 | 3/8 |
| D161-7 | 7/16 |
| D161-8 | 1/2 |
| D161-10 | 5/8 |
| D161-12 | 3/4 |

LONG NUT COMPRESSION COUPLING

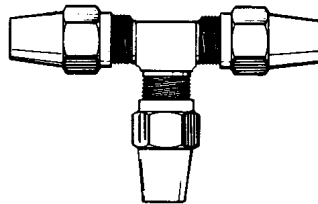
Tube to Tube



| Part No. | Tube Size |
|----------|-----------|
| D162-2 | 1/8 |
| D162-4 | 1/4 |
| D162-5 | 5/16 |
| D162-6 | 3/8 |
| D162-8 | 1/2 |
| D162-10 | 5/8 |
| D162-12 | 3/4 |

LONG NUT COMPRESSION TEE

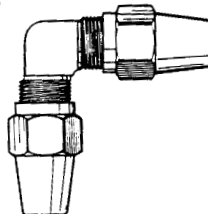
Tube on All Ends



| Part No. | Tube Size |
|----------|-----------|
| D164-2 | 1/8 |
| D164-3 | 3/16 |
| D164-4 | 1/4 |
| D164-5 | 5/16 |
| D164-6 | 3/8 |
| D164-8 | 1/2 |
| D164-10 | 5/8 |
| D164-12 | 3/4 |

LONG NUT COMPRESSION ELBOW 90°

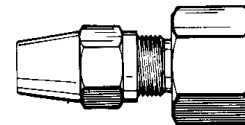
Tube to Tube



| Part No. | Tube Size |
|----------|-----------|
| D165-4 | 1/4 |
| D165-5 | 5/16 |
| D165-6 | 3/8 |
| D165-8 | 1/2 |

LONG NUT COMPRESSION CONNECTOR

Tube to Female Pipe



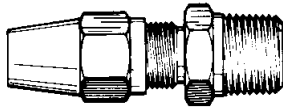
| Part No. | Tube x Pipe |
|----------|-------------|
| D166-2A | 1/8 x 1/8 |
| D166-3A | 3/16 x 1/8 |
| D166-4A | 1/4 x 1/8 |
| D166-4B | 1/4 x 1/4 |
| D166-5A | 5/16 x 1/8 |
| D166-5B | 5/16 x 1/4 |
| D166-6A | 3/8 x 1/8 |
| D166-6B | 3/8 x 1/4 |
| D166-6C | 3/8 x 3/8 |
| D166-6D | 3/8 x 1/2 |
| D166-8B | 1/2 x 1/4 |
| D166-8C | 1/2 x 3/8 |
| D166-8D | 1/2 x 1/2 |
| D166-10D | 5/8 x 1/2 |

Long Nut Compression Fittings



LONG NUT COMPRESSION CONNECTOR

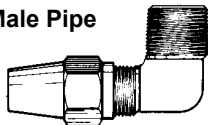
Tube to Male Pipe



| Part No. | Tube x Pipe |
|----------|-------------|
| D168-2A | 1/8 x 1/8 |
| D168-3A | 3/16 x 1/8 |
| D168-4A | 1/4 x 1/8 |
| D168-4B | 1/4 x 1/4 |
| D168-4C | 1/4 x 3/8 |
| D168-4D | 1/4 x 1/2 |
| D168-5A | 5/16 x 1/8 |
| D168-5B | 5/16 x 1/4 |
| D168-5C | 5/16 x 3/8 |
| D168-5D | 5/16 x 1/2 |
| D168-6A | 3/8 x 1/8 |
| D168-6B | 3/8 x 1/4 |
| D168-6C | 3/8 x 3/8 |
| D168-6D | 3/8 x 1/2 |
| D168-8B | 1/2 x 1/4 |
| D168-8C | 1/2 x 3/8 |
| D168-8D | 1/2 x 1/2 |
| D168-8E | 1/2 x 3/4 |
| D168-10C | 5/8 x 3/8 |
| D168-10D | 5/8 x 1/2 |
| D168-10E | 5/8 x 3/4 |
| D168-12D | 3/4 x 1/2 |
| D168-12E | 3/4 x 3/4 |

LONG NUT COMPRESSION ELBOW 90°

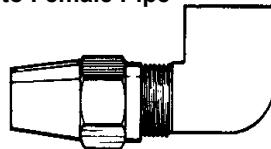
Tube to Male Pipe



| Part No. | Tube x Pipe |
|----------|-------------|
| D169-3A | 3/16 x 1/8 |
| D169-4A | 1/4 x 1/8 |
| D169-4B | 1/4 x 1/4 |
| D169-4C | 1/4 x 3/8 |
| D169-4D | 1/4 x 1/2 |
| D169-5A | 5/16 x 1/8 |
| D169-5B | 5/16 x 1/4 |
| D169-5C | 5/16 x 3/8 |
| D169-6A | 3/8 x 1/8 |
| D169-6B | 3/8 x 1/4 |
| D169-6C | 3/8 x 3/8 |
| D169-6D | 3/8 x 1/2 |
| D169-8B | 1/2 x 1/4 |
| D169-8C | 1/2 x 3/8 |
| D169-8D | 1/2 x 1/2 |
| D169-8E | 1/2 x 3/4 |
| D169-10C | 5/8 x 3/8 |
| D169-10D | 5/8 x 1/2 |
| D169-10E | 5/8 x 3/4 |
| D169-12D | 3/4 x 1/2 |
| D169-12E | 3/4 x 3/4 |

LONG NUT COMPRESSION ELBOW 90°

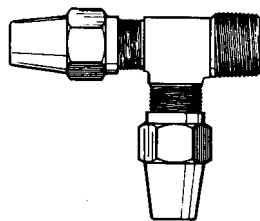
Tube to Female Pipe



| Part No. | Tube x Pipe |
|----------|-------------|
| D170-4A | 1/4 x 1/8 |
| D170-4B | 1/4 x 1/4 |
| D170-5B | 5/16 x 1/4 |
| D170-6A | 3/8 x 1/8 |
| D170-6B | 3/8 x 1/4 |
| D170-6C | 3/8 x 3/8 |
| D170-8C | 1/2 x 3/8 |
| D170-8D | 1/2 x 1/2 |
| D170-10D | 5/8 x 1/2 |

LONG NUT COMPRESSION TEE

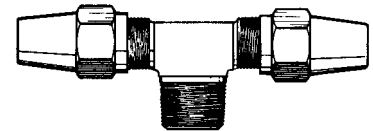
Tube to Male Pipe on Run



| Part No. | Tube x Pipe |
|----------|-------------|
| D171-4A | 1/4 x 1/8 |
| D171-4B | 1/4 x 1/4 |
| D171-5A | 5/16 x 1/8 |
| D171-6B | 3/8 x 1/4 |
| D171-6C | 3/8 x 3/8 |
| D171-8C | 1/2 x 3/8 |
| D171-8D | 1/2 x 1/2 |
| D171-10D | 5/8 x 1/2 |

LONG NUT COMPRESSION TEE

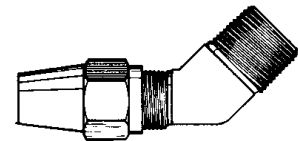
Tube to Male Pipe on Branch



| Part No. | Tube x Pipe |
|----------|-------------|
| D172-4A | 1/4 x 1/8 |
| D172-4B | 1/4 x 1/4 |
| D172-5A | 5/16 x 1/8 |
| D172-5B | 5/16 x 1/4 |
| D172-6A | 3/8 x 1/8 |
| D172-6B | 3/8 x 1/4 |
| D172-6C | 3/8 x 3/8 |
| D172-8C | 1/2 x 3/8 |
| D172-8D | 1/2 x 1/2 |
| D172-10D | 5/8 x 1/2 |

LONG NUT COMPRESSION ELBOW 45°

Tube to Male Pipe



| Part No. | Tube x Pipe |
|----------|-------------|
| D174-4A | 1/4 x 1/8 |
| D174-4B | 1/4 x 1/4 |
| D174-5A | 5/16 x 1/8 |
| D174-6B | 3/8 x 1/4 |
| D174-6C | 3/8 x 3/8 |
| D174-8C | 1/2 x 3/8 |
| D174-8D | 1/2 x 1/2 |
| D174-10D | 5/8 x 1/2 |

Compression Fittings - In-Line



Usage: May be used with Metallic and Plastic Tubing.

Applications: Can be used wherever Standard Compression Fittings are used. These Fittings will save on labour costs, as they do not have to be disassembled in production. Tube is inserted in nut, the "In-Line" sleeve is in place. Tighten to complete assembly. Under normal conditions vibration control is fair.

IN-LINE SLEEVE

May be used with all Standard Compression Fittings



| Part No. | Tube Size |
|----------|-----------|
| D260-2 | 1/8 |
| D260-3 | 3/16 |
| D260-4 | 1/4 |
| D260-5 | 5/16 |
| D260-6 | 3/8 |
| D260-8 | 1/2 |
| D260-10 | 5/8 |
| D260-12 | 3/4 |

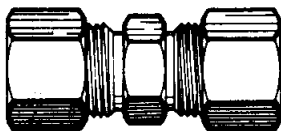
NUT



| Part No. | Tube Size |
|----------|-----------|
| D61-2 | 1/8 |
| D61-3 | 3/16 |
| D61-4 | 1/4 |
| D61-5 | 5/16 |
| D61-6 | 3/8 |
| D61-8 | 1/2 |
| D61-12 | 3/4 |

IN-LINE UNION

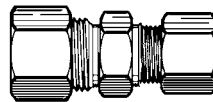
Tube to Tube



| Part No. | Tube Size |
|----------|-----------|
| D262-2 | 1/8 |
| D262-3 | 3/16 |
| D262-4 | 1/4 |
| D262-5 | 5/16 |
| D262-6 | 3/8 |
| D262-8 | 1/2 |
| D262-12 | 3/4 |

IN-LINE REDUCING UNION


Tube to Tube



| Part No. | Tube Size |
|----------|------------|
| D262-4-2 | 1/4 x 1/8 |
| D262-4-3 | 1/4 x 3/16 |
| D262-5-4 | 5/16 x 1/4 |
| D262-6-4 | 3/8 x 1/4 |
| D262-8-6 | 1/2 x 3/8 |

IN-LINE TEE

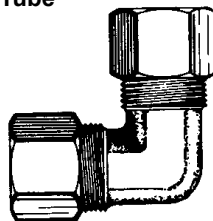
Tube All Ends



| Part No. | Tube Size |
|----------|-----------|
| D264-2 | 1/8 |
| D264-3 | 3/16 |
| D264-4 | 1/4 |
| D264-5 | 5/16 |
| D264-6 | 3/8 |
| D264-8 | 1/2 |
| D264-12 | 3/4 |

IN-LINE ELBOW 90°

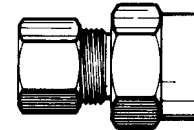
Tube to Tube



| Part No. | Tube Size |
|----------|-----------|
| D265-2 | 1/8 |
| D265-3 | 3/16 |
| D265-4 | 1/4 |
| D265-5 | 5/16 |
| D265-6 | 3/8 |
| D265-8 | 1/2 |
| D265-12 | 3/4 |

IN-LINE FEMALE CONNECTOR

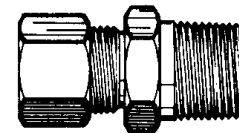
Tube to Female Pipe



| Part No. | Tube Size | Female Pipe Size |
|----------|-----------|------------------|
| D266-2A | 1/8 | 1/8 |
| D266-3A | 3/16 | 1/8 |
| D266-4A | 1/4 | 1/8 |
| D266-4B | 1/4 | 1/4 |
| D266-4C | 1/4 | 3/8 |
| D266-5A | 5/16 | 1/8 |
| D266-5B | 5/16 | 1/4 |
| D266-6A | 3/8 | 1/8 |
| D266-6B | 3/8 | 1/4 |
| D266-6C | 3/8 | 3/8 |
| D266-6D | 3/8 | 1/2 |
| D266-8C | 1/2 | 3/8 |
| D266-8D | 1/2 | 1/2 |
| D266-8E | 1/2 | 3/4 |
| D266-12D | 3/4 | 1/2 |

IN-LINE MALE CONNECTOR

Tube to Male Pipe




| Part No. | Tube Size | Male Pipe Size |
|----------|-----------|----------------|
| D268-2A | 1/8 | 1/8 |
| D268-3A | 3/16 | 1/8 |
| D268-4A | 1/4 | 1/8 |
| D268-4B | 1/4 | 1/4 |
| D268-5A | 5/16 | 1/8 |
| D268-6A | 3/8 | 1/8 |
| D268-6B | 3/8 | 1/4 |
| D268-6C | 3/8 | 3/8 |
| D268-6D | 3/8 | 1/2 |
| D268-8C | 1/2 | 3/8 |
| D268-8D | 1/2 | 1/2 |

Compression Fittings - In-Line

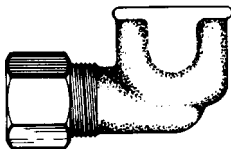


IN-LINE MALE ELBOW 90° Tube to Male Pipe



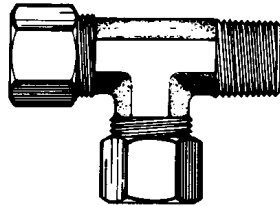
| Part No. | Tube Size | Male Pipe Size |
|----------|-----------|----------------|
| D269-2A | 1/8 | 1/8 |
| D269-3A | 3/16 | 1/8 |
| D269-4A | 1/4 | 1/8 |
| D269-4B | 1/4 | 1/4 |
| D269-4C | 1/4 | 3/8 |
| D269-5A | 5/16 | 1/8 |
| D269-6A | 3/8 | 1/8 |
| D269-6B | 3/8 | 1/4 |
| D269-6C | 3/8 | 3/8 |
| D269-6D | 3/8 | 1/2 |
| D269-8B | 1/2 | 1/4 |
| D269-8C | 1/2 | 3/8 |
| D269-8D | 1/2 | 1/2 |
| D269-12D | 3/4 | 1/2 |

IN-LINE FEMALE ELBOW 90° Tube to Female Pipe




| Part No. | Tube Size | Female Pipe Size |
|----------|-----------|------------------|
| D270-2A | 1/8 | 1/8 |
| D270-3A | 3/16 | 1/8 |
| D270-4A | 1/4 | 1/8 |
| D270-4B | 1/4 | 1/4 |
| D270-6A | 3/8 | 1/8 |
| D270-6B | 3/8 | 1/4 |
| D270-6C | 3/8 | 3/8 |
| D270-6D | 3/8 | 1/2 |
| D270-6E | 3/8 | 3/4 |
| D270-8B | 1/2 | 1/4 |
| D270-8C | 1/2 | 3/8 |
| D270-8D | 1/2 | 1/2 |

IN-LINE TEE Male Pipe on Run



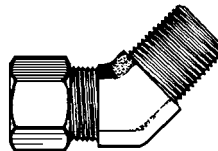
| Part No. | Tube x Pipe |
|----------|-------------|
| D271-2A | 1/8 x 1/8 |
| D271-3A | 3/16 x 1/8 |
| D271-4A | 1/4 x 1/8 |
| D271-4B | 1/4 x 1/4 |
| D271-6B | 3/8 x 1/4 |
| D271-6C | 3/8 x 3/8 |
| D271-8C | 1/2 x 3/8 |
| D271-8D | 1/2 x 1/2 |
| D271-12D | 3/4 x 1/2 |

IN-LINE TEE Male Pipe on Branch




| Part No. | Tube x Pipe |
|----------|-------------|
| D272-2A | 1/8 x 1/8 |
| D272-3A | 3/16 x 1/8 |
| D272-4A | 1/4 x 1/8 |
| D272-4B | 1/4 x 1/4 |
| D272-6A | 3/8 x 1/8 |
| D272-6B | 3/8 x 1/4 |
| D272-6C | 3/8 x 3/8 |
| D272-8C | 1/2 x 3/8 |
| D272-8D | 1/2 x 1/2 |

IN-LINE ELBOW 45° Tube to Male Pipe



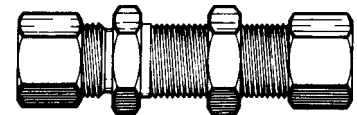
| Part No. | Tube Size | Male Pipe Size |
|----------|-----------|----------------|
| D274-3A | 3/16 | 1/8 |
| D274-4A | 1/4 | 1/8 |
| D274-4B | 1/4 | 1/4 |
| D274-6B | 3/8 | 1/4 |
| D274-8C | 1/2 | 3/8 |

IN-LINE TEE Female Pipe to Male Pipe on Run Tube on Branch




| Part No. | Tube x Pipe |
|----------|-------------|
| D276-2A | 1/8 x 1/8 |
| D276-4A | 1/4 x 1/8 |
| D276-4B | 1/4 x 1/4 |
| D276-6B | 3/8 x 1/4 |

IN-LINE BULKHEAD UNION Tube to Tube



| Part No. | Tube Size |
|----------|-----------|
| D277-4 | 1/4 |
| D277-6 | 3/8 |

IN-LINE TEE Female Pipe on Branch



| Part No. | Tube x Pipe |
|----------|-------------|
| D278-4A | 1/4 x 1/8 |
| D278-6B | 3/8 x 1/4 |

Compression Fittings

Complete with Inserts For Non-Metallic Tubing




Mechanical: Fitting easily assembled (3-piece). Put nut on tube first then larger diameter of tapered sleeve. Bottom tube on the inside of fitting body. Tighten nut and sleeve. Do not over-torque. Under normal conditions vibration control is fair.

INSERT



| Part No. | Tube Size | Tube I.D. |
|----------|-----------|-----------|
| D481-2 | 1/8 | .078 |
| D481-3 | 3/16 | .110 |
| D481-4 | 1/4 | .170 |
| D481-5 | 5/16 | .187 |
| D481-6 | 3/8 | .250 |
| D481-8 | 1/2 | .375 |
| D481-10 | 5/8 | .500 |
| D481-12 | 3/4 | .625 |

SLEEVE MOLDED ACETAL RESIN



| Part No. | Tube Size |
|----------|-----------|
| D960-4 | 1/4 |
| D960-5 | 5/16 |
| D960-6 | 3/8 |
| D960-8 | 1/2 |
| D960-10 | 5/8 |
| D960-12 | 3/4 |

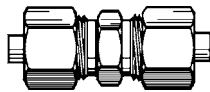
NUT



| Part No. | Tube Size |
|----------|-----------|
| D61-4 | 1/4 |
| D61-5 | 5/16 |
| D61-6 | 3/8 |
| D61-8 | 1/2 |
| D61-10 | 5/8 |

UNION

Tube to Tube



| Part No. | Tube Size |
|-----------|-----------|
| D962-4 | 1/4 |
| D962-5 | 5/16 |
| D962-6 | 3/8 |
| D962-6-4 | 3/8 x 1/4 |
| D962-8 | 1/2 |
| D962-8-6 | 1/2 x 3/8 |
| D962-10 | 5/8 |
| D962-10-8 | 5/8 x 1/2 |

UNION

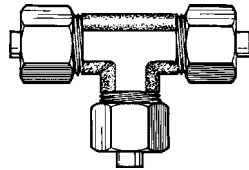
Tube to Steel or Copper



| Part No. | Tube Size |
|----------|-----------|
| D963-4 | 1/4 |
| D963-5 | 5/16 |
| D963-6 | 3/8 |

UNION TEE

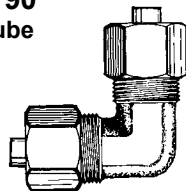
Tube All Ends



| Part No. | Tube Size |
|------------|-----------------|
| D964-4 | 1/4 |
| D964-5 | 5/16 |
| D964-6 | 3/8 |
| D964-6-6-4 | 3/8 x 3/8 x 1/4 |
| D964-8 | 1/2 |
| D964-8-8-6 | 1/2 x 1/2 x 3/8 |
| D964-10 | 5/8 |

ELBOW 90°

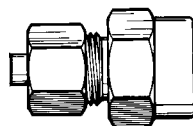
Tube to Tube



| Part No. | Tube Size |
|----------|-----------|
| D965-4 | 1/4 |
| D965-5 | 5/16 |
| D965-6 | 3/8 |
| D965-6-4 | 3/8 x 1/4 |
| D965-8 | 1/2 |
| D965-8-6 | 1/2 x 3/8 |
| D965-10 | 5/8 |

FEMALE CONNECTOR

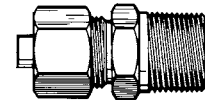
Tube to Female Pipe



| Part No. | Tube Size | Female Pipe Size |
|----------|-----------|------------------|
| D966-4A | 1/4 | 1/8 |
| D966-4B | 1/4 | 1/4 |
| D966-4C | 1/4 | 3/8 |
| D966-5A | 5/16 | 1/8 |
| D966-5B | 5/16 | 1/4 |
| D966-6A | 3/8 | 1/8 |
| D966-6B | 3/8 | 1/4 |
| D966-6C | 3/8 | 3/8 |
| D966-6D | 3/8 | 1/2 |
| D966-8C | 1/2 | 3/8 |
| D966-8D | 1/2 | 1/2 |
| D966-10D | 5/8 | 1/2 |

MALE CONNECTOR


Tube to Male Pipe



| Part No. | Tube Size | Male Pipe Size |
|----------|-----------|----------------|
| D968-4A | 1/4 | 1/8 |
| D968-4B | 1/4 | 1/4 |
| D968-4C | 1/4 | 3/8 |
| D968-4D | 1/4 | 1/2 |
| D968-5A | 5/16 | 1/8 |
| D968-5B | 5/16 | 1/4 |
| D968-5C | 5/16 | 3/8 |
| D968-6A | 3/8 | 1/8 |
| D968-6B | 3/8 | 1/4 |
| D968-6C | 3/8 | 3/8 |
| D968-6D | 3/8 | 1/2 |
| D968-6E | 3/8 | 3/4 |
| D968-8B | 1/2 | 1/4 |
| D968-8C | 1/2 | 3/8 |
| D968-8D | 1/2 | 1/2 |
| D968-10C | 5/8 | 3/8 |
| D968-10D | 5/8 | 1/2 |

MALE ELBOW 90°

Tube to Male Pipe



| Part No. | Tube x Pipe |
|----------|-------------|
| D969-4A | 1/4 x 1/8 |
| D969-4B | 1/4 x 1/4 |
| D969-4C | 1/4 x 3/8 |
| D969-4D | 1/4 x 1/4 |
| D969-5A | 5/16 x 1/8 |
| D969-5B | 5/16 x 1/4 |
| D969-5C | 5/16 x 3/8 |
| D969-6A | 3/8 x 1/8 |
| D969-6B | 3/8 x 1/4 |
| D969-6C | 3/8 x 3/8 |
| D969-6D | 3/8 x 1/2 |
| D969-6E | 3/8 x 3/4 |
| D969-8B | 1/2 x 1/4 |
| D969-8C | 1/2 x 3/8 |
| D969-8D | 1/2 x 1/2 |
| D969-8E | 1/2 x 3/4 |
| D969-10C | 5/8 x 3/8 |
| D969-10D | 5/8 x 1/2 |

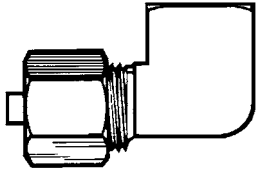
Compression Fittings

Complete with Inserts For Non-Metallic Tubing



FEMALE ELBOW 90°

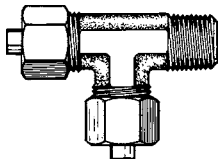
Tube to Female Pipe



| Part No. | Tube Size | Female Pipe Size |
|----------|-----------|------------------|
| D970-4A | 1/4 | 1/8 |
| D970-4B | 1/4 | 1/4 |
| D970-5A | 5/16 | 1/8 |
| D970-5B | 5/16 | 1/4 |
| D970-6A | 3/8 | 1/8 |
| D970-6B | 3/8 | 1/4 |
| D970-6C | 3/8 | 3/8 |
| D970-8C | 1/2 | 3/8 |
| D970-8D | 1/2 | 1/2 |
| D970-10D | 5/8 | 1/2 |

MALE RUN TEE

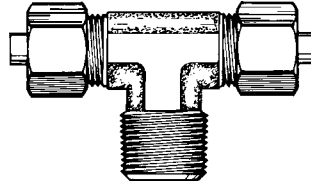
Tube to Male Pipe on Run



| Part No. | Tube Size | Male Pipe Size |
|----------|-----------|----------------|
| D971-4A | 1/4 | 1/8 |
| D971-4B | 1/4 | 1/4 |
| D971-5A | 5/16 | 1/8 |
| D971-5B | 5/16 | 1/4 |
| D971-6A | 3/8 | 1/8 |
| D971-6B | 3/8 | 1/4 |
| D971-6C | 3/8 | 3/8 |
| D971-8C | 1/2 | 3/8 |
| D971-8D | 1/2 | 1/2 |
| D971-10D | 5/8 | 1/2 |

MALE BRANCH TEE

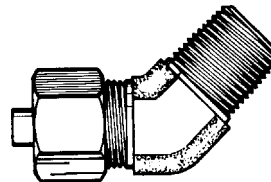
Tube to Male Pipe on Branch



| Part No. | Tube Size | Male Pipe Size |
|----------|-----------|----------------|
| D972-4A | 1/4 | 1/8 |
| D972-4B | 1/4 | 1/4 |
| D972-5A | 5/16 | 1/8 |
| D972-5B | 5/16 | 1/4 |
| D972-6A | 3/8 | 1/8 |
| D972-6B | 3/8 | 1/4 |
| D972-6C | 3/8 | 3/8 |
| D972-8C | 1/2 | 3/8 |
| D972-8D | 1/2 | 1/2 |
| D972-10D | 5/8 | 1/2 |

MALE ELBOW 45°


Tube to Male Pipe



| Part No. | Tube Size | Male Pipe Thread |
|----------|-----------|------------------|
| D974-4A | 1/4 | 1/8 |
| D974-4B | 1/4 | 1/4 |
| D974-5A | 5/16 | 1/8 |
| D974-6A | 3/8 | 1/8 |
| D974-6B | 3/8 | 1/4 |
| D974-6C | 3/8 | 3/8 |
| D974-8C | 1/2 | 3/8 |
| D974-8D | 1/2 | 1/2 |
| D974-10D | 5/8 | 1/2 |

ADAPTER TEE

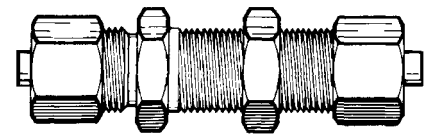
Female to Male Pipe on Run
Tube on Branch



| Part No. | Tube Size | Pipe Thread |
|----------|-----------|-------------|
| D976-4A | 1/4 | 1/8 |
| D976-6B | 3/8 | 1/4 |

IN-LINE BULKHEAD UNION

Tube to Tube



| Part No. | Tube Size |
|----------|-----------|
| D977-4 | 1/4 |
| D977-6 | 3/8 |

Brass Pipe Fittings




Usage: May be used with Brass, Steel, Iron and Aluminum Threaded Pipe.

Applications: Water, Air, Gas, Oil and all Liquid Petroleum Products.

Mechanical: Hand tighten first, then apply wrench. Dryseal threads assure leakproof connection.

Note: Forgings may be substituted for extrusions.

MALE PIPE ELBOW 90°

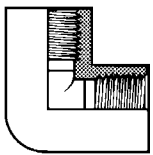


| Part No. | Pipe Size |
|----------|-----------|
| D99-A | 1/8 |
| D99-B | 1/4 |
| D99-C | 3/8 |
| D99-D | 1/2 |

REDUCING ELBOW 90°

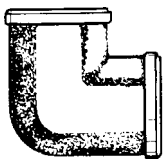
| Part No. | Pipe Size |
|----------|-----------|
| D99-BA | 1/4 x 1/8 |
| D99-CB | 3/8 x 1/4 |
| D99-DC | 1/2 x 3/8 |

PIPE ELBOW 90° – Extruded



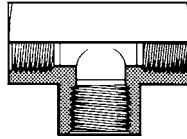
| Part No. | Pipe Size |
|----------|-----------|
| D100-A | 1/8 |
| D100-B | 1/4 |
| D100-C | 3/8 |
| D100-D | 1/2 |
| D100-E | 3/4 |

PIPE ELBOW 90° – Forged



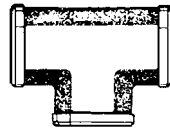
| Part No. | Pipe Size |
|----------|-----------|
| DF100-A | 1/8 |
| DF100-B | 1/4 |
| DF100-C | 3/8 |
| DF100-D | 1/2 |
| DF100-E | 3/4 |

PIPE TEE – Extruded



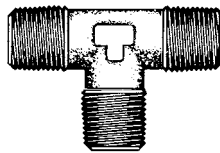
| Part No. | Pipe Size |
|----------|-----------|
| D101-A | 1/8 |
| D101-B | 1/4 |
| D101-C | 3/8 |
| D101-D | 1/2 |
| D101-E | 3/4 |

PIPE TEE – Forged



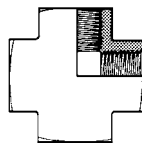
| Part No. | Pipe Size |
|----------|-----------|
| DF101-A | 1/8 |
| DF101-B | 1/4 |
| DF101-C | 3/8 |
| DF101-D | 1/2 |
| DF101-E | 3/4 |

MALE PIPE TEE



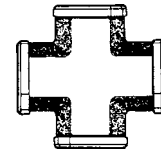
| Part No. | Pipe Size |
|----------|-----------|
| DM101-A | 1/8 |
| DM101-B | 1/4 |
| DM101-C | 3/8 |
| DM101-D | 1/2 |
| DM101-E | 3/4 |

PIPE CROSS – Extruded



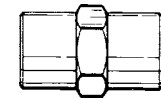
| Part No. | Pipe Size |
|----------|-----------|
| D102-A | 1/8 |
| D102-B | 1/4 |
| D102-C | 3/8 |
| D102-D | 1/2 |

PIPE CROSS – Forged




| Part No. | Pipe Size |
|----------|-----------|
| DF102-A | 1/8 |
| DF102-B | 1/4 |
| DF102-C | 3/8 |
| DF102-D | 1/2 |

PIPE COUPLING




| Part No. | Pipe Size |
|----------|-----------|
| D103-A | 1/8 |
| D103-B | 1/4 |
| D103-C | 3/8 |
| D103-D | 1/2 |
| D103-E | 3/4 |

PIPE UNION



| Part No. | Pipe Size |
|----------|-----------|
| D104-A | 1/8 |
| D104-B | 1/4 |
| D104-C | 3/8 |
| D104-D | 1/2 |
| D104-E | 3/4 |

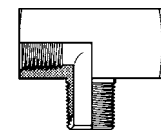
PIPE ELBOW 45° – Extruded



| Part No. | Pipe Size |
|----------|-----------|
| D105-A | 1/8 |
| D105-B | 1/4 |

BRANCH TEE – Extruded

Male on Branch

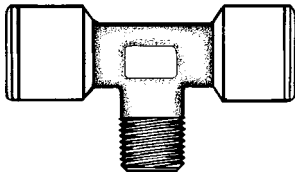


| Part No. | Pipe Size |
|----------|-----------|
| D106-A | 1/8 |
| D106-B | 1/4 |
| D106-C | 3/8 |

Brass Pipe Fittings

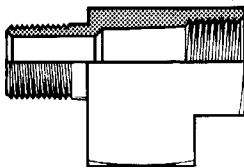


BRANCH TEE – Forged Male on Branch



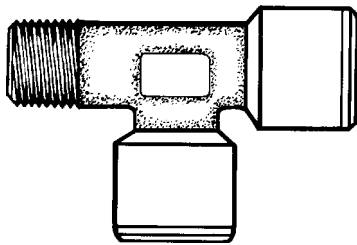
| Part No. | Pipe Size |
|----------|-----------|
| DF106-D | 1/2 |

STREET TEE – Extruded



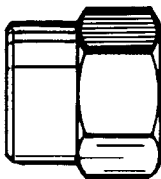
| Part No. | Pipe Size |
|----------|-----------|
| D107-A | 1/8 |
| D107-B | 1/4 |
| D107-C | 3/8 |
| D107-D | 1/2 |
| D107-E | 3/4 |

STREET TEE – Forged



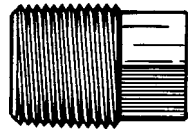
| Part No. | Pipe Size |
|----------|-----------|
| DF107-C | 3/8 |

PIPE CAP



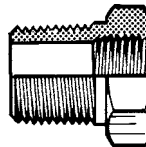
| Part No. | Pipe Size |
|----------|-----------|
| D108-A | 1/8 |
| D108-B | 1/4 |
| D108-C | 3/8 |
| D108-D | 1/2 |
| D108-E | 3/4 |

SQUARE HEAD PIPE PLUG



| Part No. | Pipe Size |
|----------|-----------|
| D109-A | 1/8 |
| D109-B | 1/4 |
| D109-C | 3/8 |
| D109-D | 1/2 |
| D109-E | 3/4 |
| D109-F | 1 |

PIPE BUSHING



| Part No. | Pipe Size |
|----------|-----------|
| D110-BA | 1/4 x 1/8 |
| D110-CA | 3/8 x 1/8 |
| D110-CB | 3/8 x 1/4 |
| D110-DA | 1/2 x 1/8 |
| D110-DB | 1/2 x 1/4 |
| D110-DC | 1/2 x 3/8 |
| D110-EA | 3/4 x 1/8 |
| D110-EB | 3/4 x 1/4 |
| D110-EC | 3/4 x 3/8 |
| D110-ED | 3/4 x 1/2 |
| D110-FB | 1 x 1/4 |
| D110-FC | 1 x 3/8 |
| D110-FD | 1 x 1/2 |
| D110-FE | 1 x 3/4 |

FACE BUSHING



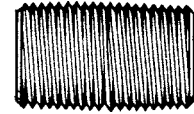
| Part No. | Pipe Size |
|-----------|-----------|
| DFB110-CB | 3/8 x 1/4 |
| DFB110-DC | 1/2 x 3/8 |
| DFB110-EC | 3/4 x 3/8 |
| DFB110-ED | 3/4 x 1/2 |

PIPE LOCK NUT



| Part No. | Pipe Size |
|----------|-----------|
| D111-A | 1/8 |
| D111-B | 1/4 |
| D111-C | 3/8 |
| D111-D | 1/2 |
| D111-E | 3/4 |

CLOSE NIPPLE YELLOW BRASS



| Part No. | Pipe Size |
|----------|-----------|
| D112-A | 1/8 |
| D112-B | 1/4 |
| D112-C | 3/8 |
| D112-D | 1/2 |
| D112-E | 3/4 |

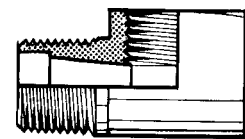
LONG NIPPLE YELLOW BRASS



| Part No. | Pipe Size |
|-------------|-------------|
| D113-A1 1/2 | 1/8 x 1-1/2 |
| D113-A2 | 1/8 x 2 |
| D113-A2 1/2 | 1/8 x 2-1/2 |
| D113-A3 | 1/8 x 3 |
| D113-B1 1/2 | 1/4 x 1-1/2 |
| D113-B2 | 1/4 x 2 |
| D113-B2 1/2 | 1/4 x 2-1/2 |
| D113-B3 | 1/4 x 3 |
| D113-C1 1/2 | 3/8 x 1-1/2 |
| D113-C2 | 3/8 x 2 |
| D113-C2 1/2 | 3/8 x 2-1/2 |
| D113-C3 | 3/8 x 3 |
| D113-D1 1/2 | 1/2 x 1-1/2 |
| D113-D2 | 1/2 x 2 |
| D113-D2 1/2 | 1/2 x 2-1/2 |

We also list red brass nipples
1/8" x close to 1/8" x 12" long
up to 3" x close to 3" x 12" long
(see pages 50-51)
We can supply special lengths to order.

STREET ELBOW 90° – Extruded



| Part No. | Pipe Size |
|----------|-----------|
| D115-A | 1/8 |
| D115-B | 1/4 |
| D115-C | 3/8 |
| D115-D | 1/2 |
| D115-E | 3/4 |

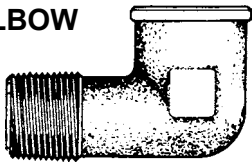
Brass Pipe Fittings



REDUCING STREET ELBOW

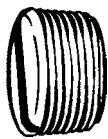
| Part No. | Pipe Size Fem. Male |
|----------|------------------------|
| D115-BA | 1/4 x 1/8 |

STREET ELBOW 90° - Forged



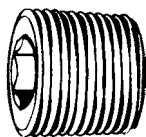
| Part No. | Pipe Size |
|----------|---------------|
| D116-A | 1/8 |
| D116-B | 1/4 |
| D116-C | 3/8 |
| D116-CD | 3/8 F x 1/2 M |
| D116-D | 1/2 |
| D116-E | 3/4 |

PIPE PLUG Slotted



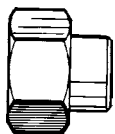
| Part No. | Pipe Size |
|----------|-----------|
| D117-A | 1/8 |
| D117-B | 1/4 |
| D117-C | 3/8 |

PIPE PLUG Countersunk Hex



| Part No. | Pipe Size |
|----------|-----------|
| D118-A | 1/8 |
| D118-B | 1/4 |
| D118-C | 3/8 |
| D118-D | 1/2 |
| D118-E | 3/4 |

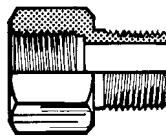
PIPE REDUCING COUPLING



| Part No. | Pipe Size |
|----------|-----------|
| D119-BA | 1/4 x 1/8 |
| D119-CA | 3/8 x 1/8 |
| D119-CB | 3/8 x 1/4 |
| D119-DA | 1/2 x 1/8 |
| D119-DB | 1/2 x 1/4 |
| D119-DC | 1/2 x 3/8 |
| D119-ED | 3/4 x 1/2 |

PIPE ADAPTER

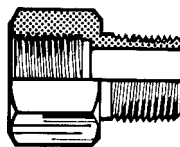
Female to Male



| Part No. | Pipe Size |
|----------|-----------|
| D120-AA | 1/8 x 1/8 |
| D120-BB | 1/4 x 1/4 |
| D120-CC | 3/8 x 3/8 |
| D120-DD | 1/2 x 1/2 |
| D120-EC | 3/4 x 3/8 |
| D120-ED | 3/4 x 1/2 |

PIPE ADAPTER

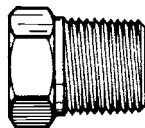
Female to Male Reducing



| Part No. | Pipe Size Fem. Male |
|----------|------------------------|
| D120-BA | 1/4 x 1/8 |
| D120-CA | 3/8 x 1/8 |
| D120-CB | 3/8 x 1/4 |
| D120-DB | 1/2 x 1/4 |
| D120-DC | 1/2 x 3/8 |
| D120-ED | 3/4 x 1/2 |

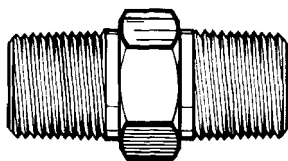
PIPE PLUG

Hex Head



| Part No. | Pipe Size |
|----------|-----------|
| D121-A | 1/8 |
| D121-B | 1/4 |
| D121-C | 3/8 |
| D121-D | 1/2 |
| D121-E | 3/4 |
| D121-F | 1 |

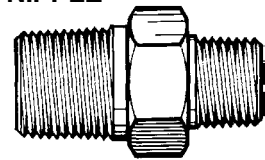
HEX PIPE NIPPLE



| Part No. | Pipe Size |
|----------|-----------|
| D122-A | 1/8 |
| D122-B | 1/4 |
| D122-C | 3/8 |
| D122-D | 1/2 |
| D122-E | 3/4 |
| D122-F | 1 |

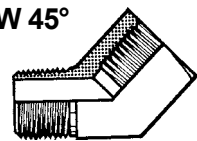
HEX PIPE NIPPLE

Reducing



| Part No. | Pipe Size |
|----------|-----------|
| D122-BA | 1/4 x 1/8 |
| D122-CA | 3/8 x 1/8 |
| D122-CB | 3/8 x 1/4 |
| D122-DB | 1/2 x 1/4 |
| D122-DC | 1/2 x 3/8 |
| D122-ED | 3/4 x 1/2 |

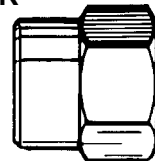
STREET ELBOW 45°



| Part No. | Pipe Size |
|----------|-----------|
| D124-A | 1/8 |
| D124-B | 1/4 |
| D124-C | 3/8 |
| D124-D | 1/2 |
| D124-E | 3/4 |

SWEAT ADAPTER

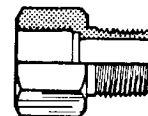
Sweat to Female



| Part No. | Pipe Size |
|-----------|-----------|
| D1266-8B | 1/2 x 1/4 |
| D1266-8C | 1/2 x 3/8 |
| D1266-8D | 1/2 x 1/2 |
| D1266-8E | 1/2 x 3/4 |
| D1266-12D | 3/4 x 1/2 |
| D1266-12E | 3/4 x 3/4 |

SWEAT ADAPTER

Sweat to Male



| Part No. | Pipe Size |
|-----------|-----------|
| D1268-8B | 1/2 x 1/4 |
| D1268-8C | 1/2 x 3/8 |
| D1268-8D | 1/2 x 1/2 |
| D1268-8E | 1/2 x 3/4 |
| D1268-12D | 3/4 x 1/2 |
| D1268-12E | 3/4 x 3/4 |

All brass pipe fittings are also available in our industrial threaded pipe fitting line made from cast brass/bronze patterns 125lbs. Standard sizes 1/8" to 4".

See pages 21 to 25.

Cast Brass Pipe Fittings



Fittings are 125 lbs. cast bronze/brass threaded fittings. These fittings adhere to all standard specifications of the plumbing industry.

ELBOW 90°



| Part No. | Pipe Size |
|----------|-----------|
| DC100-A | 1/8 |
| DC100-B | 1/4 |
| DC100-C | 3/8 |
| DC100-D | 1/2 |
| DC100-E | 3/4 |
| DC100-F | 1 |
| DC100-G | 1-1/4 |
| DC100-H | 1-1/2 |
| DC100-I | 2 |
| DC100-J | 2-1/2 |
| DC100-K | 3 |
| DC100-L | 4 |

REDUCING ELBOW 90°



| Part No. | Pipe Size |
|----------|---------------|
| DC100-BA | 1/4 x 1/8 |
| DC100-CA | 3/8 x 1/8 |
| DC100-CB | 3/8 x 1/4 |
| DC100-DB | 1/2 x 1/4 |
| DC100-DC | 1/2 x 3/8 |
| DC100-EB | 3/4 x 1/4 |
| DC100-EC | 3/4 x 3/8 |
| DC100-ED | 3/4 x 1/2 |
| DC100-FB | 1 x 1/4 |
| DC100-FC | 1 x 3/8 |
| DC100-FD | 1 x 1/2 |
| DC100-FE | 1 x 3/4 |
| DC100-GD | 1-1/4 x 1/2 |
| DC100-GE | 1-1/4 x 3/4 |
| DC100-GF | 1-1/4 x 1 |
| DC100-HD | 1-1/2 x 1/2 |
| DC100-HE | 1-1/2 x 3/4 |
| DC100-HF | 1-1/2 x 1 |
| DC100-HG | 1-1/2 x 1-1/4 |
| DC100-IE | 2 x 3/4 |
| DC100-IF | 2 x 1 |
| DC100-IG | 2 x 1-1/4 |
| DC100-IH | 2 x 1-1/2 |
| DC100-JF | 2-1/2 x 1-1/4 |
| DC100-JG | 2-1/2 x 1-1/4 |

| Part No. | Pipe Size |
|----------|---------------|
| DC100-JH | 2-1/2 x 1-1/2 |
| DC100-JI | 2-1/2 x 2 |
| DC100-KF | 3 x 1 |
| DC100-KG | 3 x 1-1/4 |
| DC100-KH | 3 x 1-1/2 |
| DC100-KI | 3 x 2 |
| DC100-KJ | 3 x 2-1/2 |

TEE



| Part No. | Pipe Size |
|----------|-----------|
| DC101-A | 1/8 |
| DC101-B | 1/4 |
| DC101-C | 3/8 |
| DC101-D | 1/2 |
| DC101-E | 3/4 |
| DC101-F | 1 |
| DC101-G | 1-1/4 |
| DC101-H | 1-1/2 |
| DC101-I | 2 |
| DC101-J | 2-1/2 |
| DC101-K | 3 |
| DC101-L | 4 |

REDUCING TEE



| Part No. | Pipe Size |
|-----------|-----------------|
| DC101-BA | 1/4 x 1/8 |
| DC101-BC | 1/4 x 3/8 |
| DC101-CB | 3/8 x 1/4 |
| DC101-CBC | 3/8 x 1/4 x 3/8 |
| DC101-CD | 3/8 x 1/2 |
| DC101-DB | 1/2 x 1/4 |
| DC101-DBD | 1/2 x 1/4 x 1/2 |
| DC101-DC | 1/2 x 3/8 |
| DC101-DCC | 1/2 x 3/8 x 3/8 |
| DC101-DCD | 1/2 x 3/8 x 1/2 |
| DC101-DE | 1/2 x 3/4 |
| DC101-DF | 1/2 x 1 |
| DC101-EB | 3/4 x 1/4 |
| DC101-EC | 3/4 x 3/8 |
| DC101-ECD | 3/4 x 3/8 x 1/2 |

| Part No. | Pipe Size |
|-----------|-----------------------|
| DC101-ED | 3/4 x 1/2 |
| DC101-EDD | 3/4 x 1/2 x 1/2 |
| DC101-EDE | 3/4 x 1/2 x 3/4 |
| DC101-EF | 3/4 x 1 |
| DC101-FC | 1 x 3/8 |
| DC101-FD | 1 x 1/2 |
| DC101-FDD | 1 x 1/2 x 1/2 |
| DC101-FDE | 1 x 1/2 x 3/4 |
| DC101-FDF | 1 x 1/2 x 1 |
| DC101-FE | 1 x 3/4 |
| DC101-FED | 1 x 3/4 x 1/2 |
| DC101-FEE | 1 x 3/4 x 3/4 |
| DC101-FEF | 1 x 3/4 x 1 |
| DC101-FG | 1 x 1-1/4 |
| DC101-FH | 1 x 1-1/2 |
| DC101-GD | 1-1/4 x 1/2 |
| DC101-GDG | 1-1/4 x 1/2 x 1-1/4 |
| DC101-GE | 1-1/4 x 3/4 |
| DC101-GEE | 1-1/4 x 3/4 x 3/4 |
| DC101-GEF | 1-1/4 x 3/4 x 1-1/4 |
| DC101-GF | 1-1/4 x 1 |
| DC101-GFE | 1-1/4 x 1 x 3/4 |
| DC101-GFF | 1-1/4 x 1 x 1 |
| DC101-GFG | 1-1/4 x 1 x 1-1/4 |
| DC101-GH | 1-1/4 x 1-1/2 |
| DC101-HB | 1-1/2 x 1/4 |
| DC101-HC | 1-1/2 x 3/8 |
| DC101-HD | 1-1/2 x 1/2 |
| DC101-HDH | 1-1/2 x 1/2 x 1-1/2 |
| DC101-HE | 1-1/2 x 3/4 |
| DC101-HEH | 1-1/2 x 3/4 x 1-1/2 |
| DC101-HF | 1-1/2 x 1 |
| DC101-HFG | 1-1/2 x 1 x 1-1/4 |
| DC101-HFH | 1-1/2 x 1 x 1-1/2 |
| DC101-HG | 1-1/2 x 1-1/4 |
| DC101-HGF | 1-1/2 x 1-1/4 x 1 |
| DC101-ID | 2 x 1/2 |
| DC101-IE | 2 x 3/4 |
| DC101-IEI | 2 x 3/4 x 2 |
| DC101-IF | 2 x 1 |
| DC101-IFG | 2 x 1 x 1-1/4 |
| DC101-IFI | 2 x 1 x 2 |
| DC101-IG | 2 x 1-1/4 |
| DC101-IGG | 2 x 1-1/4 x 1-1/4 |
| DC101-IH | 2 x 1-1/2 |
| DC101-IHF | 2 x 1-1/2 x 1 |
| DC101-IHH | 2 x 1-1/2 x 1-1/2 |
| DC101-IHI | 2 x 1-1/2 x 2 |
| DC101-JF | 2-1/2 x 1 |
| DC101-JG | 2-1/2 x 1-1/4 |
| DC101-JH | 2-1/2 x 1-1/2 |
| DC101-JHJ | 2-1/2 x 1-1/2 x 2-1/2 |
| DC101-JI | 2-1/2 x 2 |
| DC101-JII | 2-1/2 x 2 x 2 |
| DC101-JIJ | 2-1/2 x 2 x 2-1/2 |
| DC101-KF | 3 x 1 |
| DC101-KG | 3 x 1-1/4 |
| DC101-KI | 3 x 2 |
| DC101-KII | 3 x 2 x 2 |
| DC101-KIK | 3 x 2 x 3 |
| DC101-KJ | 3 x 2-1/2 |
| DC101-KJI | 3 x 2-1/2 x 2 |
| DC101-KJJ | 3 x 2-1/2 x 2-1/2 |

| PIPE SIZE | 1/8 | 1/4 | 3/8 | 1/2 | 3/4 | 1 | 1-1/4 | 1-1/2 | 2 | 2-1/2 | 3 | 4 | 5 | 6 |
|-----------|-----|-----|-----|-----|-----|---|-------|-------|---|-------|---|---|---|---|
| CODE | A | B | C | D | E | F | G | H | I | J | K | L | M | N |

Cast Brass Pipe Fittings



CROSS



| Part No. | Pipe Size |
|----------|-----------|
| DC102-A | 1/8 |
| DC102-B | 1/4 |
| DC102-C | 3/8 |
| DC102-D | 1/2 |
| DC102-E | 3/4 |
| DC102-F | 1 |
| DC102-G | 1-1/4 |
| DC102-H | 1-1/2 |
| DC102-I | 2 |

ELBOW 45°



| Part No. | Pipe Size |
|----------|-----------|
| DC105-A | 1/8 |
| DC105-B | 1/4 |
| DC105-C | 3/8 |
| DC105-D | 1/2 |
| DC105-E | 3/4 |
| DC105-F | 1 |
| DC105-G | 1-1/4 |
| DC105-H | 1-1/2 |
| DC105-I | 2 |
| DC105-J | 2-1/2 |
| DC105-K | 3 |
| DC105-L | 4 |

PLUG SQUARE HEAD SOLID



| Part No. | Pipe Size |
|----------|-----------|
| DC109S-A | 1/8 |
| DC109S-B | 1/4 |
| DC109S-C | 3/8 |
| DC109S-D | 1/2 |
| DC109S-E | 3/4 |
| DC109S-F | 1 |
| DC109S-G | 1-1/4 |
| DC109S-H | 1-1/2 |
| DC109S-I | 2 |
| DC109S-J | 2-1/2 |

COUPLING



| Part No. | Pipe Size |
|----------|-----------|
| DC103-A | 1/8 |
| DC103-B | 1/4 |
| DC103-C | 3/8 |
| DC103-D | 1/2 |
| DC103-E | 3/4 |
| DC103-F | 1 |
| DC103-G | 1-1/4 |
| DC103-H | 1-1/2 |
| DC103-I | 2 |
| DC103-J | 2-1/2 |
| DC103-K | 3 |
| DC103-L | 4 |

CAP



| Part No. | Pipe Size |
|----------|-----------|
| DC108-A | 1/8 |
| DC108-B | 1/4 |
| DC108-C | 3/8 |
| DC108-D | 1/2 |
| DC108-E | 3/4 |
| DC108-F | 1 |
| DC108-G | 1-1/4 |
| DC108-H | 1-1/2 |
| DC108-I | 2 |
| DC108-J | 2-1/2 |
| DC108-K | 3 |
| DC108-L | 4 |

HEX BUSHING



| Part No. | Male Pipe Size | Female Pipe Size |
|----------|----------------|------------------|
| DC110-BA | 1/4 x | 1/8 |
| DC110-CA | 3/8 x | 1/8 |
| DC110-CB | 3/8 x | 1/4 |
| DC110-DA | 1/2 x | 1/8 |
| DC110-DB | 1/2 x | 1/4 |
| DC110-DC | 1/2 x | 3/8 |
| DC110-EA | 3/4 x | 1/8 |
| DC110-EB | 3/4 x | 1/4 |
| DC110-EC | 3/4 x | 3/8 |
| DC110-ED | 3/4 x | 1/2 |
| DC110-FB | 1 x | 1/4 |
| DC110-FC | 1 x | 3/8 |
| DC110-FD | 1 x | 1/2 |
| DC110-FE | 1 x | 3/4 |
| DC110-GB | 1-1/4 x | 1/4 |
| DC110-GC | 1-1/4 x | 3/8 |
| DC110-GD | 1-1/4 x | 1/2 |
| DC110-GE | 1-1/4 x | 3/4 |
| DC110-GF | 1-1/4 x | 1 |
| DC110-HB | 1-1/2 x | 1/4 |
| DC110-HC | 1-1/2 x | 3/8 |
| DC110-HD | 1-1/2 x | 1/2 |
| DC110-HE | 1-1/2 x | 3/4 |
| DC110-HF | 1-1/2 x | 1 |
| DC110-HG | 1-1/2 x | 1-1/4 |
| DC110-IB | 2 x | 1/4 |
| DC110-IC | 2 x | 3/8 |
| DC110-ID | 2 x | 1/2 |
| DC110-IE | 2 x | 3/4 |

UNION



| Part No. | Pipe Size |
|----------|-----------|
| DC104-A | 1/8 |
| DC104-B | 1/4 |
| DC104-C | 3/8 |
| DC104-D | 1/2 |
| DC104-E | 3/4 |
| DC104-F | 1 |
| DC104-G | 1-1/4 |
| DC104-H | 1-1/2 |
| DC104-I | 2 |
| DC104-J | 2-1/2 |
| DC104-K | 3 |
| DC104-L | 4 |

PLUG SQUARE HEAD CORED



| Part No. | Pipe Size |
|----------|-----------|
| DC109-D | 1/2 |
| DC109-E | 3/4 |
| DC109-F | 1 |
| DC109-G | 1-1/4 |
| DC109-H | 1-1/2 |
| DC109-I | 2 |
| DC109-J | 2-1/2 |
| DC109-K | 3 |
| DC109-L | 4 |

| PIPE SIZE | 1/8 | 1/4 | 3/8 | 1/2 | 3/4 | 1 | 1-1/4 | 1-1/2 | 2 | 2-1/2 | 3 | 4 | 5 | 6 |
|-----------|-----|-----|-----|-----|-----|---|-------|-------|---|-------|---|---|---|---|
| CODE | A | B | C | D | E | F | G | H | I | J | K | L | M | N |

Cast Brass Pipe Fittings



| Part No. | Male Pipe Size | | Female Pipe Size |
|----------|----------------|---|------------------|
| DC110-IF | 2 | x | 1 |
| DC110-IG | 2 | x | 1-1/4 |
| DC110-IH | 2 | x | 1-1/2 |
| DC110-JE | 2-1/2 | x | 3/4 |
| DC110-JF | 2-1/2 | x | 1 |
| DC110-JG | 2-1/2 | x | 1-1/4 |
| DC110-JH | 2-1/2 | x | 1-1/2 |
| DC110-JI | 2-1/2 | x | 2 |
| DC110-KF | 3 | x | 1 |
| DC110-KG | 3 | x | 1-1/4 |
| DC110-KH | 3 | x | 1-1/2 |
| DC110-KI | 3 | x | 2 |
| DC110-KJ | 3 | x | 2-1/2 |
| DC110-LG | 4 | x | 1-1/4 |
| DC110-LH | 4 | x | 1-1/2 |
| DC110-LI | 4 | x | 2 |
| DC110-LJ | 4 | x | 2-1/2 |
| DC110-LK | 4 | x | 3 |

LOCKNUT



| Part No. | Pipe Size |
|----------|-----------|
| DC111-A | 1/8 |
| DC111-B | 1/4 |
| DC111-C | 3/8 |
| DC111-D | 1/2 |
| DC111-E | 3/4 |
| DC111-F | 1 |
| DC111-G | 1-1/4 |
| DC111-H | 1-1/2 |
| DC111-I | 2 |
| DC111-J | 2-1/2 |
| DC111-K | 3 |

STREET ELBOW 90°



| Part No. | Pipe Size |
|----------|-----------|
| DC116-A | 1/8 |
| DC116-B | 1/4 |
| DC116-C | 3/8 |
| DC116-D | 1/2 |
| DC116-E | 3/4 |
| DC116-F | 1 |
| DC116-G | 1-1/4 |
| DC116-H | 1-1/2 |
| DC116-I | 2 |
| DC116-J | 2-1/2 |
| DC116-K | 3 |

PLUGS COUNTER SUNK



| Part No. | Pipe Size |
|----------|-----------|
| DC118-D | 1/2 |
| DC118-E | 3/4 |
| DC118-F | 1 |
| DC118-G | 1-1/4 |
| DC118-H | 1-1/2 |
| DC118-I | 2 |

REDUCING COUPLING



| Part No. | Pipe Size |
|----------|---------------|
| DC119-BA | 1/4 x 1/8 |
| DC119-CA | 3/8 x 1/8 |
| DC119-CB | 3/8 x 1/4 |
| DC119-DA | 1/2 x 1/8 |
| DC119-DB | 1/2 x 1/4 |
| DC119-DC | 1/2 x 3/8 |
| DC119-EB | 3/4 x 1/4 |
| DC119-EC | 3/4 x 3/8 |
| DC119-ED | 3/4 x 1/2 |
| DC119-FB | 1 x 1/4 |
| DC119-FC | 1 x 3/8 |
| DC119-FD | 1 x 1/2 |
| DC119-FE | 1 x 3/4 |
| DC119-GC | 1-1/4 x 3/8 |
| DC119-GD | 1-1/4 x 1/2 |
| DC119-GE | 1-1/4 x 3/4 |
| DC119-GF | 1-1/4 x 1 |
| DC119-HD | 1-1/2 x 1/2 |
| DC119-HE | 1-1/2 x 3/4 |
| DC119-HF | 1-1/2 x 1 |
| DC119-HG | 1-1/2 x 1-1/4 |
| DC119-IE | 2 x 3/4 |
| DC119-IF | 2 x 1 |
| DC119-IG | 2 x 1-1/4 |
| DC119-IH | 2 x 1-1/2 |
| DC119-JH | 2-1/2 x 1-1/2 |
| DC119-JI | 2-1/2 x 2 |
| DC119-KE | 3 x 3/4 |
| DC119-KF | 3 x 1 |
| DC119-KG | 3 x 1-1/4 |
| DC119-KH | 3 x 1-1/2 |
| DC119-KI | 3 x 2 |
| DC119-KJ | 3 x 2-1/2 |

PIPE ADAPTER



| Part No. | Pipe Size |
|----------|-----------|
| DC120-CC | 3/8 |
| DC120-DD | 1/2 |
| DC120-EE | 3/4 |
| DC120-FF | 1 |
| DC120-GG | 1-1/4 |
| DC120-HH | 1-1/2 |
| DC120-II | 2 |

STREET ELBOW 45°



| Part No. | Pipe Size |
|----------|-----------|
| DC124-A | 1/8 |
| DC124-B | 1/4 |
| DC124-C | 3/8 |
| DC124-D | 1/2 |
| DC124-E | 3/4 |
| DC124-F | 1 |
| DC124-G | 1-1/4 |
| DC124-H | 1-1/2 |
| DC124-I | 2 |

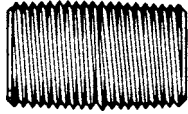
| PIPE SIZE | 1/8 | 1/4 | 3/8 | 1/2 | 3/4 | 1 | 1-1/4 | 1-1/2 | 2 | 2-1/2 | 3 | 4 | 5 | 6 |
|-----------|-----|-----|-----|-----|-----|---|-------|-------|---|-------|---|---|---|---|
| CODE | A | B | C | D | E | F | G | H | I | J | K | L | M | N |

Red Brass Pipe Nipples



CLOSE NIPPLE

Red Brass



| Part No. | Pipe Size | Overall Length In. |
|----------|-----------|--------------------|
| D112R-A | 1/8 | 3/4 |
| D112R-B | 1/4 | 7/8 |
| D112R-C | 3/8 | 1 |
| D112R-D | 1/2 | 1-1/8 |
| D112R-E | 3/4 | 1-3/8 |
| D112R-F | 1 | 1-1/2 |
| D112R-G | 1-1/4 | 1-5/8 |
| D112R-H | 1-1/2 | 1-3/4 |
| D112R-I | 2 | 2 |
| D112R-J | 2-1/2 | 2-1/2 |
| D112R-K | 3 | 2-5/8 |
| D112R-L | 4 | 2-7/8 |

LONG NIPPLE

Red Brass



| Part No. | Pipe Size | Overall Length In. |
|--------------|-----------|--------------------|
| D113R-A1 1/2 | 1/8 | 1-1/2 |
| D113R-A2 | 1/8 | 2 |
| D113R-A2 1/2 | 1/8 | 2-1/2 |
| D113R-A3 | 1/8 | 3 |
| D113R-A3 1/2 | 1/8 | 3-1/2 |
| D113R-A4 | 1/8 | 4 |
| D113R-A4 1/2 | 1/8 | 4-1/2 |
| D113R-A5 | 1/8 | 5 |
| D113R-A5 1/2 | 1/8 | 5-1/2 |
| D113R-A6 | 1/8 | 6 |
| D113R-A7 | 1/8 | 7 |
| D113R-A8 | 1/8 | 8 |
| D113R-A9 | 1/8 | 9 |
| D113R-A10 | 1/8 | 10 |
| D113R-A11 | 1/8 | 11 |
| D113R-A12 | 1/8 | 12 |
| D113R-B1 1/2 | 1/4 | 1-1/2 |
| D113R-B2 | 1/4 | 2 |
| D113R-B2 1/2 | 1/4 | 2-1/2 |
| D113R-B3 | 1/4 | 3 |
| D113R-B3 1/2 | 1/4 | 3-1/2 |

| Part No. | Pipe Size | Overall Length In. |
|--------------|-----------|--------------------|
| D113R-B4 | 1/4 | 4 |
| D113R-B4 1/2 | 1/4 | 4-1/2 |
| D113R-B5 | 1/4 | 5 |
| D113R-B5 1/2 | 1/4 | 5-1/2 |
| D113R-B6 | 1/4 | 6 |
| D113R-B7 | 1/4 | 7 |
| D113R-B8 | 1/4 | 8 |
| D113R-B9 | 1/4 | 9 |
| D113R-B10 | 1/4 | 10 |
| D113R-B11 | 1/4 | 11 |
| D113R-B12 | 1/4 | 12 |
| D113R-C1 1/2 | 3/8 | 1-1/2 |
| D113R-C2 | 3/8 | 2 |
| D113R-C2 1/2 | 3/8 | 2-1/2 |
| D113R-C3 | 3/8 | 3 |
| D113R-C3 1/2 | 3/8 | 3-1/2 |
| D113R-C4 | 3/8 | 4 |
| D113R-C4 1/2 | 3/8 | 4-1/2 |
| D113R-C5 | 3/8 | 5 |
| D113R-C5 1/2 | 3/8 | 5-1/2 |
| D113R-C6 | 3/8 | 6 |
| D113R-C7 | 3/8 | 7 |
| D113R-C8 | 3/8 | 8 |
| D113R-C8 1/2 | 3/8 | 8-1/2 |
| D113R-C9 | 3/8 | 9 |
| D113R-C10 | 3/8 | 10 |
| D113R-C11 | 3/8 | 11 |
| D113R-C12 | 3/8 | 12 |
| D113R-D1 1/2 | 1/2 | 1-1/2 |
| D113R-D2 | 1/2 | 2 |
| D113R-D2 1/2 | 1/2 | 2-1/2 |
| D113R-D3 | 1/2 | 3 |
| D113R-D3 1/2 | 1/2 | 3-1/2 |
| D113R-D4 | 1/2 | 4 |
| D113R-D4 1/2 | 1/2 | 4-1/2 |
| D113R-D5 | 1/2 | 5 |
| D113R-D5 1/2 | 1/2 | 5-1/2 |
| D113R-D6 | 1/2 | 6 |
| D113R-D7 | 1/2 | 7 |
| D113R-D8 | 1/2 | 8 |
| D113R-D9 | 1/2 | 9 |
| D113R-D10 | 1/2 | 10 |
| D113R-D11 | 1/2 | 11 |
| D113R-D12 | 1/2 | 12 |
| D113R-E1 1/2 | 3/4 | 1-1/2 |
| D113R-E2 | 3/4 | 2 |
| D113R-E2 1/2 | 3/4 | 2-1/2 |
| D113R-E3 | 3/4 | 3 |
| D113R-E3 1/2 | 3/4 | 3-1/2 |
| D113R-E4 | 3/4 | 4 |
| D113R-E4 1/2 | 3/4 | 4-1/2 |
| D113R-E5 | 3/4 | 5 |
| D113R-E5 1/2 | 3/4 | 5-1/2 |
| D113R-E6 | 3/4 | 6 |
| D113R-E7 | 3/4 | 7 |

| Part No. | Pipe Size | Overall Length In. |
|--------------|-----------|--------------------|
| D113R-E8 | 3/4 | 8 |
| D113R-E9 | 3/4 | 9 |
| D113R-E10 | 3/4 | 10 |
| D113R-E11 | 3/4 | 11 |
| D113R-E12 | 3/4 | 12 |
| D113R-F2 | 1 | 2 |
| D113R-F2 1/2 | 1 | 2-1/2 |
| D113R-F3 | 1 | 3 |
| D113R-F3 1/2 | 1 | 3-1/2 |
| D113R-F4 | 1 | 4 |
| D113R-F4 1/2 | 1 | 4-1/2 |
| D113R-F5 | 1 | 5 |
| D113R-F5 1/2 | 1 | 5-1/2 |
| D113R-F6 | 1 | 6 |
| D113R-F7 | 1 | 7 |
| D113R-F8 | 1 | 8 |
| D113R-F9 | 1 | 9 |
| D113R-F10 | 1 | 10 |
| D113R-F11 | 1 | 11 |
| D113R-F12 | 1 | 12 |
| D113R-G2 | 1-1/4 | 2 |
| D113R-G2 1/2 | 1-1/4 | 2-1/2 |
| D113R-G3 | 1-1/4 | 3 |
| D113R-G3 1/2 | 1-1/4 | 3-1/2 |
| D113R-G4 | 1-1/4 | 4 |
| D113R-G4 1/2 | 1-1/4 | 4-1/2 |
| D113R-G5 | 1-1/4 | 5 |
| D113R-G5 1/2 | 1-1/4 | 5-1/2 |
| D113R-G6 | 1-1/4 | 6 |
| D113R-G7 | 1-1/4 | 7 |
| D113R-G8 | 1-1/4 | 8 |
| D113R-G9 | 1-1/4 | 9 |
| D113R-G10 | 1-1/4 | 10 |
| D113R-G11 | 1-1/4 | 11 |
| D113R-G12 | 1-1/4 | 12 |
| D113R-H2 | 1-1/2 | 2 |
| D113R-H2 1/2 | 1-1/2 | 2-1/2 |
| D113R-H3 | 1-1/2 | 3 |
| D113R-H3 1/2 | 1-1/2 | 3-1/2 |
| D113R-H4 | 1-1/2 | 4 |
| D113R-H4 1/2 | 1-1/2 | 4-1/2 |
| D113R-H5 | 1-1/2 | 5 |
| D113R-H5 1/2 | 1-1/2 | 5-1/2 |
| D113R-H6 | 1-1/2 | 6 |
| D113R-H7 | 1-1/2 | 7 |
| D113R-H8 | 1-1/2 | 8 |
| D113R-H9 | 1-1/2 | 9 |
| D113R-H10 | 1-1/2 | 10 |
| D113R-H11 | 1-1/2 | 11 |
| D113R-H12 | 1-1/2 | 12 |
| D113R-I2 1/2 | 2 | 2-1/2 |
| D113R-I3 | 2 | 3 |
| D113R-I3 1/2 | 2 | 3-1/2 |
| D113R-I4 | 2 | 4 |
| D113R-I4 1/2 | 2 | 4-1/2 |

| PIPE SIZE | 1/8 | 1/4 | 3/8 | 1/2 | 3/4 | 1 | 1-1/4 | 1-1/2 | 2 | 2-1/2 | 3 | 4 | 5 | 6 |
|-----------|-----|-----|-----|-----|-----|---|-------|-------|---|-------|---|---|---|---|
| CODE | A | B | C | D | E | F | G | H | I | J | K | L | M | N |

Red Brass Pipe Nipples



| Part No. | Pipe Size | Overall Length In. |
|--------------|-----------|--------------------|
| D113R-I5 | 2 | 5 |
| D113R-I5 1/2 | 2 | 5-1/2 |
| D113R-I6 | 2 | 6 |
| D113R-I7 | 2 | 7 |
| D113R-I8 | 2 | 8 |
| D113R-I9 | 2 | 9 |
| D113R-I10 | 2 | 10 |
| D113R-I11 | 2 | 11 |
| D113R-I12 | 2 | 12 |
| D113R-J3 | 2-1/2 | 3 |
| D113R-J3 1/2 | 2-1/2 | 3-1/2 |
| D113R-J4 | 2-1/2 | 4 |
| D113R-J4 1/2 | 2-1/2 | 4-1/2 |
| D113R-J5 | 2-1/2 | 5 |
| D113R-J5 1/2 | 2-1/2 | 5-1/2 |
| D113R-J6 | 2-1/2 | 6 |
| D113R-J7 | 2-1/2 | 7 |
| D113R-J8 | 2-1/2 | 8 |
| D113R-J9 | 2-1/2 | 9 |
| D113R-J10 | 2-1/2 | 10 |
| D113R-J11 | 2-1/2 | 11 |
| D113R-J12 | 2-1/2 | 12 |
| D113R-K3 | 3 | 3 |
| D113R-K3 1/2 | 3 | 3-1/2 |
| D113R-K4 | 3 | 4 |
| D113R-K4 1/2 | 3 | 4-1/2 |
| D113R-K5 | 3 | 5 |
| D113R-K5 1/2 | 3 | 5-1/2 |
| D113R-K6 | 3 | 6 |
| D113R-K7 | 3 | 7 |
| D113R-K8 | 3 | 8 |
| D113R-K9 | 3 | 9 |
| D113R-K10 | 3 | 10 |
| D113R-K11 | 3 | 11 |
| D113R-K12 | 3 | 12 |

NOTE: Special lengths - can be supplied to order.

| PIPE SIZE | 1/8 | 1/4 | 3/8 | 1/2 | 3/4 | 1 | 1-1/4 | 1-1/2 | 2 | 2-1/2 | 3 | 4 | 5 | 6 |
|-----------|-----|-----|-----|-----|-----|---|-------|-------|---|-------|---|---|---|---|
| CODE | A | B | C | D | E | F | G | H | I | J | K | L | M | N |

Garden Hose Fittings



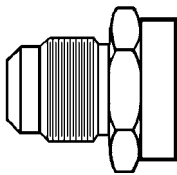
Usage: May be used with Synthetic or Rubber Garden Hose.

Applications: Mostly for Industrial use in Plant Requirements etc. All female garden hose fittings supplied with washers. Female fittings may be knurl or hex pattern.

Mechanical: Hose must be cut squarely to length. Put clamp on hose. Push hose on fitting until it bottoms on body of fitting - tighten clamp.

FLARE CONNECTOR

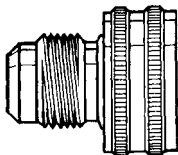
To 3/4 Female Hose Thread



| Part No. | Tube O.D. |
|----------|-----------|
| D190-6 | 3/8 |
| D190-8 | 1/2 |
| D190-10 | 5/8 |

FLARE CONNECTOR

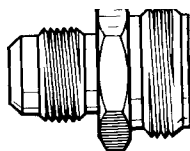
To 3/4 Female Hose Thread Swivel



| Part No. | Tube O.D. |
|----------|-----------|
| D191-6 | 3/8 |
| D191-8 | 1/2 |
| D191-10 | 5/8 |

FLARE CONNECTOR

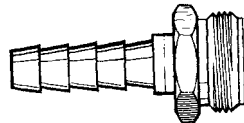
To 3/4 Male Hose Thread



| Part No. | Tube O.D. |
|----------|-----------|
| D192-6 | 3/8 |
| D192-8 | 1/2 |
| D192-10 | 5/8 |

BARB CONNECTOR

To 3/4 Male Hose Thread

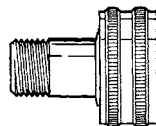


| Part No. | Hose Size I.D. |
|----------------------|----------------|
| D193-6 | 3/8 |
| D193-8 | 1/2 |
| D193-8L (Long Barb) | 1/2 |
| D193-10 | 5/8 |
| D193-10L (Long Barb) | 5/8 |
| D193-12 | 3/4 |
| D193-12L (Long Barb) | 3/4 |
| D193-16 | 1 |
| D193-16L (Long Barb) | 1 |

Note: -16 = 1 - 1 1/2 NPSH Male

MALE PIPE CONNECTOR

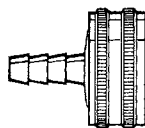
To 3/4 Female Hose, Swivel



| Part No. | Pipe Size |
|----------|-----------|
| D194-B | 1/4 |
| D194-C | 3/8 |
| D194-D | 1/2 |

BARB CONNECTOR

To 3/4 Female Hose, Swivel

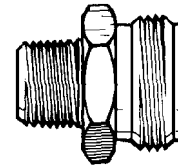


| Part No. | Hose Size I.D. |
|----------------------|----------------|
| D195-6 | 3/8 |
| D195-8 | 1/2 |
| D195-8L (Long Barb) | 1/2 |
| D195-10 | 5/8 |
| D195-10L (Long Barb) | 5/8 |
| D195-12 | 3/4 |
| D195-12L (Long Barb) | 3/4 |
| D195-16 | 1 |
| D195-16L (Long Barb) | 1 |

Note: -16 = 1 - 1 1/2 NPSH Male

MALE PIPE

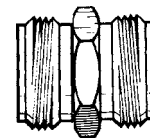
To 3/4 Male Hose Thread



| Part No. | Pipe Size |
|----------|-----------|
| D196-C | 3/8 |
| D196-D | 1/2 |
| D196-E | 3/4 |

MALE HOSE

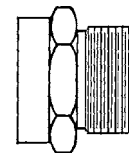
To Male Hose Coupling



| Part No. | Garden Hose Thread |
|----------|--------------------|
| D196-W | 3/4 |

FEMALE PIPE

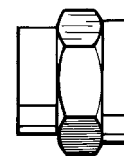
To 3/4 Male Hose



| Part No. | Pipe Size |
|----------|-----------|
| D197-B | 1/4 |
| D197-C | 3/8 |
| D197-D | 1/2 |
| D197-E | 3/4 |

FEMALE PIPE

To 3/4 Female Hose

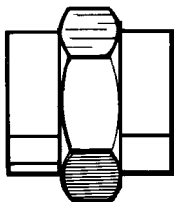


| Part No. | Pipe Size |
|----------|-----------|
| D198-A | 1/8 |
| D198-B | 1/4 |
| D198-C | 3/8 |
| D198-D | 1/2 |
| D198-E | 3/4 |

Garden Hose Fittings

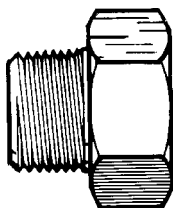


FEMALE HOSE To Female Hose Coupling



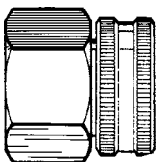
| Part No. | Garden Hose Thread |
|----------|--------------------|
| D198-W | 3/4 |

MALE PIPE To 3/4 Female Hose Coupling



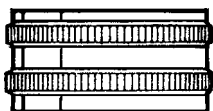
| Part No. | Pipe Size |
|----------|-----------|
| D199-D | 1/2 |
| D199-E | 3/4 |

FEMALE PIPE To 3/4 Female Hose Coupling Swivel



| Part No. | Pipe Size |
|----------|-----------|
| D199S-D | 1/2 |
| D199S-E | 3/4 |

HOSE CAP NUT



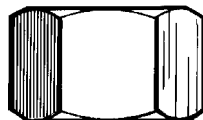
| Part No. | Garden Hose Thread |
|----------|--------------------|
| D200-W | 3/4 |

GARDEN HOSE CAP With Chain



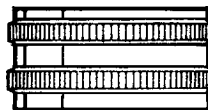
| Part No. | Garden Hose Thread |
|----------|--------------------|
| D200-WC | 3/4 |

OPEN HEX NUT



| Part No. | Garden Hose Thread |
|----------|--------------------|
| D201-H | 3/4 |

OPEN NUT



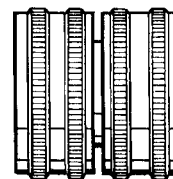
| Part No. | Garden Hose Thread |
|----------|--------------------|
| D201-W | 3/4 |

VALVED "Y" HOSE COUPLING Male Hose to Female Hose



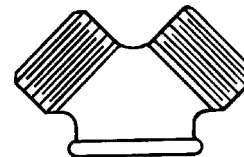
| Part No. | Garden Hose Thread |
|----------|--------------------|
| D202-WV | 3/4 |

FEMALE HOSE UNION



| Part No. | Garden Hose Thread |
|----------|--------------------|
| D203-W | 3/4 |

"Y" HOSE COUPLING Male Hose to Female Hose



| Part No. | Garden Hose Thread |
|----------|--------------------|
| D203-Y | 3/4 |

RUBBER GARDEN HOSE COUPLING WASHER



| Part No. | For Garden Hose Fitting |
|----------|-------------------------|
| D204-12 | 3/4 |

All garden hose fittings are machined from solid brass

Hose Barb Fittings

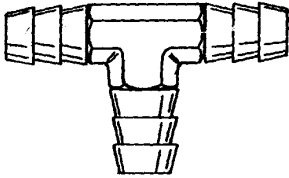


Usage: May be used with Synthetic and Natural Rubber Hose.

Applications: Air, Gas, all Fluid Products at low Pressure.

Mechanical: Hose must be cut squarely to length. Put clamp on hose. Push hose on fitting until it bottoms on body of fitting - tighten clamp.

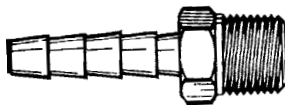
HOSE BARB TEE



| Part No. | Size |
|----------|--------------------|
| D123-4 | 1/4 x 1/4 x 1/4 |
| D123-5 | 5/16 x 5/16 x 5/16 |
| D123-6 | 3/8 x 3/8 x 3/8 |
| D123-8 | 1/2 x 1/2 x 1/2 |

HOSE BARB

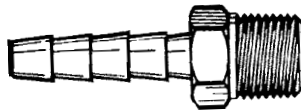
To Male Pipe Connector



| Part No. | Size Hose I.D. Pipe |
|----------|------------------------|
| D125-2A | 1/8 x 1/8 |
| D125-2B | 1/8 x 1/4 |
| D125-3A | 3/16 x 1/8 |
| D125-3B | 3/16 x 1/4 |
| D125-4A | 1/4 x 1/8 |
| D125-4B | 1/4 x 1/4 |
| D125-4C | 1/4 x 3/8 |
| D125-4D | 1/4 x 1/2 |
| D125-5A | 5/16 x 1/8 |
| D125-5B | 5/16 x 1/4 |
| D125-5C | 5/16 x 3/8 |
| D125-6A | 3/8 x 1/8 |
| D125-6B | 3/8 x 1/4 |
| D125-6C | 3/8 x 3/8 |
| D125-6D | 3/8 x 1/2 |
| D125-6E | 3/8 x 3/4 |
| D125-8B | 1/2 x 1/4 |
| D125-8C | 1/2 x 3/8 |
| D125-8D | 1/2 x 1/2 |
| D125-8E | 1/2 x 3/4 |
| D125-10C | 5/8 x 3/8 |
| D125-10D | 5/8 x 1/2 |
| D125-10E | 5/8 x 3/4 |
| D125-12D | 3/4 x 1/2 |
| D125-12E | 3/4 x 3/4 |
| D125-16E | 1 x 3/4 |
| D125-16F | 1 x 1 |

HOSE BARB

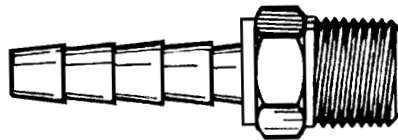
To Male Pipe Connector
Straight Thread Ball Seat
Use with Part No. D130, D131



| Part No. | Size Hose I.D. Pipe |
|-----------|------------------------|
| D125ST-3B | 3/16 x 1/4 |
| D125ST-4B | 1/4 x 1/4 |
| D125ST-5B | 5/16 x 1/4 |
| D125ST-6C | 3/8 x 3/8 |
| D125ST-8C | 1/2 x 3/8 |
| D125ST-8D | 1/2 x 1/2 |

HOSE BARB (SWIVEL)

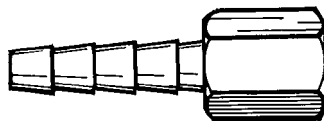
To Male Pipe Connector



| Part No. | Size Hose I.D. Pipe |
|------------|------------------------|
| D125SW-4B | 1/4 x 1/4 |
| D125SW-6B | 3/8 x 1/4 |
| D125SW-6C | 3/8 x 3/8 |
| D125SW-8C | 1/2 x 3/8 |
| D125SW-8D | 1/2 x 1/2 |
| D125SW-12E | 3/4 x 3/4 |

HOSE BARB

To Female Pipe Connector

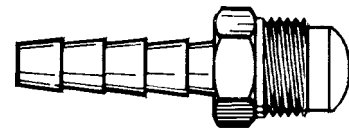


| Part No. | Size Hose I.D. Pipe |
|----------|------------------------|
| D126-2A | 1/8 x 1/8 |
| D126-2B | 1/8 x 1/4 |
| D126-3A | 3/16 x 1/8 |
| D126-3B | 3/16 x 1/4 |
| D126-4A | 1/4 x 1/8 |

| Part No. | Size Hose I.D. Pipe |
|----------|------------------------|
| D126-4B | 1/4 x 1/4 |
| D126-4C | 1/4 x 3/8 |
| D126-5A | 5/16 x 1/8 |
| D126-5B | 5/16 x 1/4 |
| D126-5C | 5/16 x 3/8 |
| D126-6A | 3/8 x 1/8 |
| D126-6B | 3/8 x 1/4 |
| D126-6C | 3/8 x 3/8 |
| D126-6D | 3/8 x 1/2 |
| D126-8B | 1/2 x 1/4 |
| D126-8C | 1/2 x 3/8 |
| D126-8D | 1/2 x 1/2 |
| D126-12E | 3/4 x 3/4 |
| D126-16E | 1 x 3/4 |

HOSE BARB

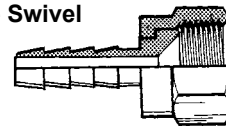
To Male S.A.E. Connector



| Part No. | Size Hose I.D. Tube O.D. |
|-------------|-----------------------------|
| D127-3 x 3 | 3/16 x 3/16 |
| D127-3 x 4 | 3/16 x 1/4 |
| D127-4 x 4 | 1/4 x 1/4 |
| D127-4 x 5 | 1/4 x 5/16 |
| D127-4 x 6 | 1/4 x 3/8 |
| D127-5 x 5 | 5/16 x 5/16 |
| D127-5 x 6 | 5/16 x 3/8 |
| D127-6 x 5 | 3/8 x 5/16 |
| D127-6 x 6 | 3/8 x 3/8 |
| D127-6 x 8 | 3/8 x 1/2 |
| D127-8 x 8 | 1/2 x 1/2 |
| D127-8 x 10 | 1/2 x 5/8 |

HOSE BARB

To Female S.A.E. Flare
2 Piece Swivel

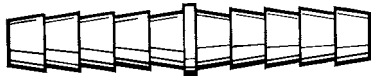


| Part No. | Size Hose I.D. Tube O.D. |
|--------------|-----------------------------|
| D128-3 x 4 | 3/16 x 1/4 |
| D128-4 x 4 | 1/4 x 1/4 |
| D128-4 x 5 | 1/4 x 5/16 |
| D128-4 x 6 | 1/4 x 3/8 |
| D128-5 x 5 | 5/16 x 5/16 |
| D128-5 x 6 | 5/16 x 3/8 |
| D128-6 x 6 | 3/8 x 3/8 |
| D128-6 x 8 | 3/8 x 1/2 |
| D128-8 x 8 | 1/2 x 1/2 |
| D128-8 x 10 | 1/2 x 5/8 |
| D128-10 x 10 | 5/8 x 5/8 |

Hose Barb Fittings



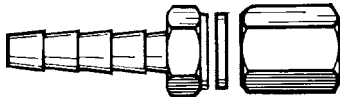
HOSE BARB SPLICER



| Part No. | Size Hose I.D. |
|----------|-------------------|
| D129-3 | 3/16 |
| D129-4 | 1/4 |
| D129-5 | 5/16 |
| D129-6 | 3/8 |
| D129-8 | 1/2 |
| D129-10 | 5/8 |
| D129-12 | 3/4 |

HOSE BARB COUPLER

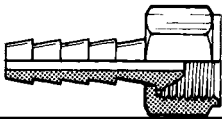
Flat Seat with Gasket



| Part No. | Size Hose I.D. Pipe |
|----------|------------------------|
| D130-2A | 1/8 x 1/8 |
| D130-3A | 3/16 x 1/8 |
| D130-3B | 3/16 x 1/4 |
| D130-4A | 1/4 x 1/8 |
| D130-4B | 1/4 x 1/4 |
| D130-4C | 1/4 x 3/8 |
| D130-5B | 5/16 x 1/4 |
| D130-6B | 3/8 x 1/4 |
| D130-6C | 3/8 x 3/8 |
| D130-6D | 3/8 x 1/2 |
| D130-8C | 1/2 x 3/8 |
| D130-8D | 1/2 x 1/2 |

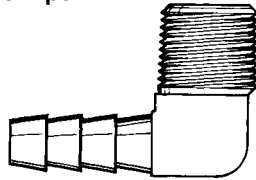
HOSE BARB COUPLER

To Female Straight Pipe
Used with D134 - Series



| Part No. | Size Hose I.D. Pipe |
|----------|------------------------|
| D131-2A | 1/8 x 1/8 |
| D131-3A | 3/16 x 1/8 |
| D131-3B | 3/16 x 1/4 |
| D131-4A | 1/4 x 1/8 |
| D131-4B | 1/4 x 1/4 |
| D131-4C | 1/4 x 3/8 |
| D131-5B | 5/16 x 1/4 |
| D131-6B | 3/8 x 1/4 |
| D131-6C | 3/8 x 3/8 |
| D131-6D | 3/8 x 1/2 |
| D131-8C | 1/2 x 3/8 |
| D131-8D | 1/2 x 1/2 |
| D131-12E | 3/4 x 3/4 |

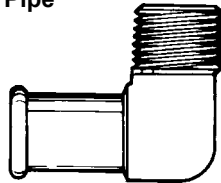
HOSE BARB ELBOW 90° To Male Pipe



| Part No. | Size Hose I.D. Pipe |
|----------|------------------------|
| D139-4A | 1/4 x 1/8 |
| D139-4B | 1/4 x 1/4 |
| D139-4C | 1/4 x 3/8 |
| D139-5A | 5/16 x 1/8 |
| D139-5B | 5/16 x 1/4 |
| D139-5C | 5/16 x 3/8 |
| D139-6A | 3/8 x 1/8 |
| D139-6B | 3/8 x 1/4 |
| D139-6C | 3/8 x 3/8 |
| D139-6D | 3/8 x 1/2 |
| D139-8B | 1/2 x 1/4 |
| D139-8C | 1/2 x 3/8 |
| D139-8D | 1/2 x 1/2 |
| D139-10C | 5/8 x 3/8 |
| D139-10D | 5/8 x 1/2 |
| D139-12D | 3/4 x 1/2 |

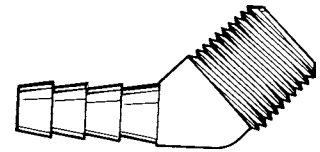
BEADED HOSE BARB ELBOW 90°

To Male Pipe



| Part No. | Size Hose I.D. Pipe |
|-----------|------------------------|
| D139B-6C | 3/8 x 3/8 |
| D139B-8C | 1/2 x 3/8 |
| D139B-10B | 5/8 x 1/4 |
| D139B-10C | 5/8 x 3/8 |
| D139B-10D | 5/8 x 1/2 |
| D139B-12D | 3/4 x 1/2 |

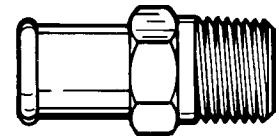
HOSE BARB ELBOW 45° To Male Pipe



| Part No. | Size Hose I.D. Pipe |
|----------|------------------------|
| D140-4A | 1/4 x 1/8 |
| D140-4B | 1/4 x 1/4 |
| D140-5A | 5/16 x 1/8 |
| D140-5B | 5/16 x 1/4 |
| D140-6A | 3/8 x 1/8 |
| D140-6B | 3/8 x 1/4 |
| D140-6C | 3/8 x 3/8 |
| D140-8B | 1/2 x 1/4 |

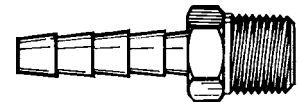
BEADED HOSE BARB

To Male Pipe



| Part No. | Size Hose I.D. Pipe |
|----------|------------------------|
| D143-6C | 3/8 x 3/8 |
| D143-8B | 1/2 x 1/4 |
| D143-8C | 1/2 x 3/8 |
| D143-10C | 5/8 x 3/8 |
| D143-10D | 5/8 x 1/2 |
| D143-12D | 3/4 x 1/2 |

INVERTED FLARE HOSE BARB



| Part No. | Size Hose I.D. Inv. Fl. |
|----------|----------------------------|
| D2200-4 | 1/4 x 1/4 |
| D2200-6 | 3/8 x 1/4 |

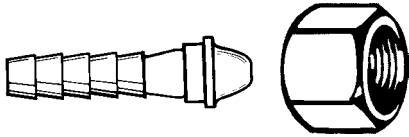
Welding Hose Fittings



Mechanical: Normally used with crimped-on ferrules.

HOSE BARB

To Welding Standard 9/16-18 Thread
Right hand Thread
Swivel (2 Piece)



| Part No. | Size Hose I.D. |
|----------|-------------------|
| D132-3R | 3/16 |
| D132-4R | 1/4 |
| D132-5R | 5/16 |
| D132-6R | 3/8 |

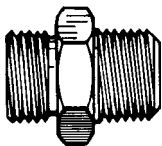
HOSE BARB

To Welding Standard 9/16-18 Thread
Left hand Thread - Swivel (2 Piece)

| Part No. | Size Hose I.D. |
|----------|-------------------|
| D133-3L | 3/16 |
| D133-4L | 1/4 |
| D133-5L | 5/16 |
| D133-6L | 3/8 |

STRAIGHT BALL SEAT MALE PIPE CONNECTOR

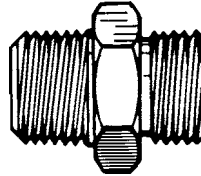
To Male Pipe Tapered Thread



| Part No. | Pipe Size Straight |
|----------------|-----------------------|
| Tapered | |
| D134-AA | 1/8 x 1/8 |
| D134-BA | 1/4 x 1/8 |
| D134-BB | 1/4 x 1/4 |
| D134-CB | 3/8 x 1/4 |
| D134-CC | 3/8 x 3/8 |
| D134-CD | 3/8 x 1/2 |
| D134-DC | 1/2 x 3/8 |
| D134-DD | 1/2 x 1/2 |
| D134-EE | 3/4 x 3/4 |

STRAIGHT BALL SEAT CONNECTOR

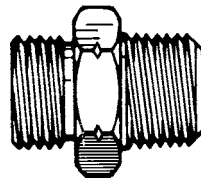
Male Both Ends



| Part No. Pipe | Size Straight |
|------------------|------------------|
| D134ST-BB | 1/4 x 1/4 |
| D134ST-CC | 3/8 x 3/8 |
| D134ST-EE | 3/4 x 3/4 |

STANDARD WELDING CONNECTOR

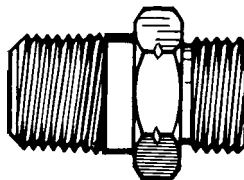
9/16-18 Right Hand to Male Pipe
Tapered Thread



| Part No. | Pipe Size |
|----------|-----------|
| D135-RB | 1/4 |
| D135-RC | 3/8 |

STANDARD WELDING CONNECTOR

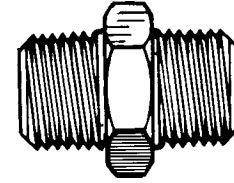
9/16-18 Left Hand to Male Pipe
Tapered Thread



| Part No. | Pipe Size |
|----------|-----------|
| D135-LA | 1/8 |
| D135-LB | 1/4 |
| D135-LC | 3/8 |
| D135-LD | 1/2 |

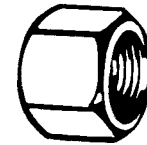
WELDING COUPLING

Standard 9/16-18 Both Ends

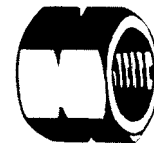


| Part No. | Size |
|----------|--------------------|
| D136-R | 9/16-18 Right Hand |
| D136-L | 9/16-18 Left Hand |

STANDARD WELDING NUTS



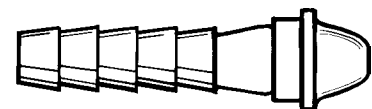
| Part No. | Size |
|-----------------|--------------------|
| D137-R (Oxygen) | 9/16-18 Right Hand |



| Part No. | Size |
|--------------------|-------------------|
| D137-L (Acetylene) | 9/16-18 Left Hand |

HOSE BARB

For Use with D137 Nuts

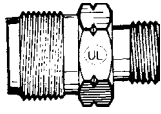


| Part No. | Size Hose I.D. |
|----------|-------------------|
| D138-3 | 3/16 |
| D138-4 | 1/4 |
| D138-5 | 5/16 |
| D138-6 | 3/8 |

Propane Fittings - Brass

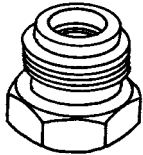


CYLINDER ADAPTER



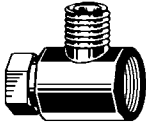
| Part No. | Description |
|----------|--|
| D1985 | 1-20 Male Cylinder Thread x 9/16-18 LH Male |

CYLINDER ADAPTER



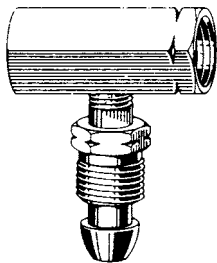
| Part No. | Description |
|----------|--|
| D1986 | 1"-20 Male Cylinder Thread x 1/4" Female Pipe |

MANIFOLD CHECK TEE



| Part No. | Inlets | Outlet |
|----------|----------------|---------------|
| D2000 | 1/4 Inv. Flare | 1/4 Male Pipe |

POL TEE BLOCKS




| Part No. | Description |
|----------|---------------------|
| D2001-CH | Hardnose, X Flow |
| D2001-H | Hardnose, Full Flow |
| D2001-S | Softnose, Full Flow |
| D2001-SX | Softnose, X Flow |

POL NIPPLE



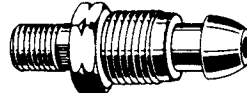
| Part No. | Description |
|----------|---|
| D2002-A | Hardnose, MPOL 2 pc, with Back Check |

POL NUT



| Part No. | Size |
|----------|-----------|
| D2002-B | 7/8 HEX |
| D2002-L | 1-1/8 HEX |

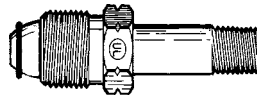
POL TAILPIECE ASSEMBLY (1/4 MNPT)



| Part No. | Description |
|----------|---------------------|
| D2002 | Softnose, Full Flow |
| D2002-H | Hardnose, Full Flow |
| DB2002-H | Body Only |


TAILPIECE ASSEMBLY

(1/4 MNPT) - Excess Flow
C.G.A. Approved




| Part No. | Description |
|-------------|----------------------|
| D2003-T | Softnose |
| D2003-T 1.8 | Softnose, 1.8 x Flow |
| D2003-TH | Hardnose |

FEMALE POL CAP



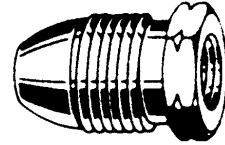
| Part No. | Description |
|----------|-------------|
| D2004 | FPOL |

MALE POL X MALE SAE ADAPTER



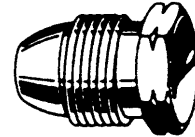
| Part No. | Description |
|-----------|--------------------|
| D2005-6 | Softnose, 3/8 MSAE |
| D2005-8 | Softnose, 1/2 MSAE |
| D2005-10 | Softnose, 5/8 MSAE |
| D2005-6H | Hardnose, 3/8 MSAE |
| D2005-8H | Hardnose, 1/2 MSAE |
| D2005-10H | Hardnose, 5/8 MSAE |

MALE POL X FEMALE NPT ADAPTER




| Part No. | Description |
|----------|--------------------|
| D2008-B | Softnose, 1/4 FNPT |
| D2008-BH | Hardnose, 1/4 FNPT |

MALE POL PLUG



| Part No. | Description |
|----------|----------------|
| D2010 | Softnose, MPOL |
| D2010-H | Hardnose, MPOL |

FEMALE POL X MALE NPT ADAPTER




| Part No. | MNPT |
|----------|------|
| D2011-B | 1/4 |
| D2011-D | 1/2 |
| D2011-E | 3/4 |

MALE POL X MALE NPT ADAPTER



| Part No. | Description |
|----------|--------------------|
| D2014-B | Softnose, 1/4 MNPT |
| D2014-C | Softnose, 3/8 MNPT |
| D2014-D | Softnose, 1/2 MNPT |
| D2014-BH | Hardnose, 1/4 MNPT |
| D2014-CH | Hardnose, 3/8 MNPT |
| D2014-DH | Hardnose, 1/2 MNPT |

FEMALE POL X FEMALE NPT ADAPTER

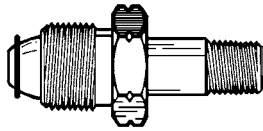


| Part No. | FNPT |
|----------|------|
| D2016-B | 1/4 |
| D2016-D | 1/2 |

Propane Fittings - Brass

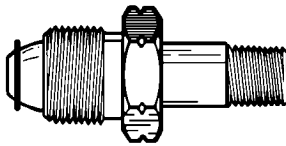


POL TAILPIECE ASSEMBLY With O-Ring - Full Flow



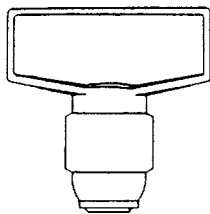
| Part No. | Description |
|----------|--------------|
| D2018-L | 9/16-18 L.H. |

POL TAILPIECE ASSEMBLY With O-Ring - Excess Flow C.G.A. Approved



| Part No. | Thread Size |
|----------|--------------|
| D2019-R | 9/16-18 R.H. |
| D2019-L | 9/16-18 L.H. |

P.O.L. PLUGS (PLASTIC)



- Includes Plastic Strap (Installed)
- Customizing available
- Customer to supply artwork

| Part No. |
|----------|
| D2030 |

Hose Barb X POL



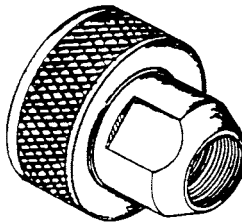
| Part No. | Description |
|----------|----------------------------------|
| D2201-4 | 1/4 Hose ID |
| D2201-6 | 3/8 Hose ID |
| D2203-4 | 1/4 Hose ID, Softnose, Full Flow |
| D2203-6 | 3/8 Hose ID, Softnose, Full Flow |

Hose Barb X Primus



| Part No. | Description |
|------------|-----------------------------|
| D2202-4SW | 1/4 x Male Primus |
| D2202-4SWF | 1/4 x Female Primus, Swivel |

MOTOR FUEL ADAPTER



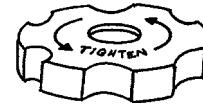
| Part No. | Description |
|----------|--------------------|
| D901H | FPOL x 1 3/4 FACME |

P.O.L. "O" RING



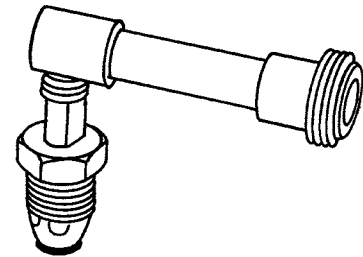
| Part No. |
|----------|
| D110 |

PLASTIC HAND WHEEL



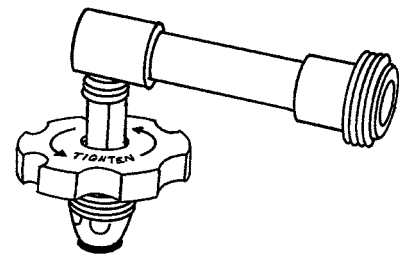
| Part No. | Color |
|-------------|-------|
| DHAND WHEEL | Black |

L-POST



| Part No. | Description |
|----------|---|
| D8815 | Soft Nose POL x 1"-20 Male (4-1/4" long) |

L-POST WITH HAND WHEEL



| Part No. | Description |
|----------|---|
| D8815HW | Soft Nose POL x 1"-20 Male (4-1/4" long) |

For full line of Propane/Natural Gas equipment, accessories and CSA hose assemblies please refer to Dominion Gas Products Catalogue.

Sure-Barb Fittings for Polyethylene Tubing



Usage: Used with Polyethylene Tubing.

Applications: For Instrumentation, Air and Water at Low Pressures.

Note: All dimensions refer to tube OD - for tube ID dimensions see chart

| Product # | Tube O.D. | Tube I.D. |
|-----------|-----------|-------------|
| D4XX-5/32 | 5/32 | - 0.105 |
| D4XX-4 | 1/4 | 11/64 0.170 |
| D4XX-6 | 3/8 | 1/4 0.250 |
| D4XX-8 | 1/2 | 3/8 0.375 |

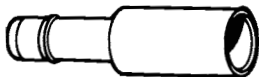
SURE-BARB COUPLING

Tube to Tube



| Part No. | Tube O.D. |
|-----------------|----------------|
| D462-5/32 | 5/32 |
| D462-5/32 x 1/4 | 5/32 x 1/4 |
| D462-4 | 1/4-13/16 Long |
| D462-4LX | 1/4-1 1/4 Long |
| D462-6 | 3/8 |
| D462-6-4 | 3/8 x 1/4 |
| D462-8 | 1/2 |
| D462-8-6 | 1/2 x 3/8 |

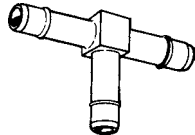
SURE-BARB SOLDER CONNECTOR



| Part No. | Tube O.D. |
|----------|-----------|
| D463-4-4 | 1/4 x 1/4 |

SURE-BARB TEE

Tube Three Ends



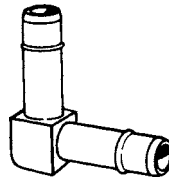
| Part No. | Tube O.D. |
|-----------|-----------|
| D464-5/32 | 5/32 |
| D464-4 | 1/4 |
| D464-6 | 3/8 |
| D464-8 | 1/2 |

REDUCING TEE

| Part No. | Tube O.D. |
|---------------|------------------|
| D464-4-4-5/32 | 1/4 x 1/4 x 5/32 |
| D464-6-6-4 | 3/8 x 3/8 x 1/4 |
| D464-6-6-5/32 | 3/8 x 3/8 x 5/32 |
| D464-6-8-6 | 3/8 x 1/2 x 3/8 |
| D464-8-8-4 | 1/2 x 1/2 x 1/4 |
| D464-8-8-6 | 1/2 x 1/2 x 3/8 |

SURE-BARB ELBOW 90°

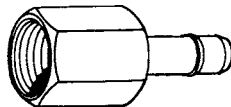
Tube to Tube



| Part No. | Tube O.D. |
|-----------|-----------|
| D465-5/32 | 5/32 |
| D465-4 | 1/4 |
| D465-6 | 3/8 |
| D465-8 | 1/2 |

SURE-BARB CONNECTOR

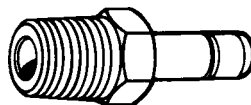
Tube to Female Pipe



| Part No. | Size Tube O.D. Pipe |
|----------|------------------------|
| D466-4A | 1/4 x 1/8 |
| D466-6A | 3/8 x 1/8 |
| D466-6B | 3/8 x 1/4 |
| D466-8C | 1/2 x 3/8 |

SURE-BARB CONNECTOR

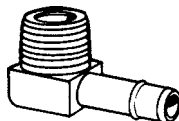
Tube to Male Pipe



| Part No. | Size Tube O.D. Pipe |
|--------------|------------------------|
| D468-2-10-32 | 1/8 x 10-32 UNF |
| D468-5/32A | 5/32 x 1/8 |
| D468-4-1 | 1/4 x 1/16 |
| D468-4A | 1/4 x 1/8 |
| D468-4B | 1/4 x 1/4 |
| D468-6A | 3/8 x 1/8 |
| D468-6B | 3/8 x 1/4 |
| D468-6D | 3/8 x 1/2 |
| D468-8C | 1/2 x 3/8 |

SURE-BARB ELBOW 90°

Tube to Male Pipe

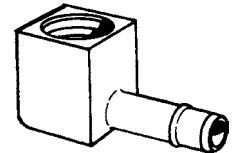


| Part No. | Size Tube O.D. Pipe |
|------------|------------------------|
| D469-5/32A | 5/32 x 1/8 |
| D469-4-1 | 1/4 x 1/16 |

| Part No. | Size Tube O.D. Pipe |
|----------|------------------------|
| D469-4A | 1/4 x 1/8 |
| D469-4B | 1/4 x 1/4 |
| D469-6A | 3/8 x 1/8 |
| D469-6B | 3/8 x 1/4 |
| D469-8C | 1/2 x 3/8 |

SURE-BARB ELBOW 90°

Tube to Female Pipe

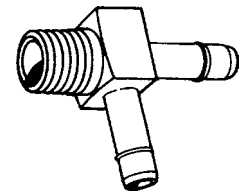


| Part No. | Size Tube O.D. Pipe |
|----------|------------------------|
| D470-4-1 | 1/4 x 1/16 |
| D470-4A | 1/4 x 1/8 |
| D470-4B | 1/4 x 1/4 |
| D470-6A | 3/8 x 1/8 |
| D470-6B | 3/8 x 1/4 |
| D470-8C | 1/2 x 3/8 |

SURE-BARB TEE

Male Pipe to Tube on Run

Tube on Branch

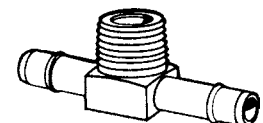


| Part No. | Size Tube O.D. Pipe |
|----------|------------------------|
| D471-4-1 | 1/4 x 1/16 |
| D471-4A | 1/4 x 1/8 |
| D471-6A | 3/8 x 1/8 |
| D471-6B | 3/8 x 1/4 |
| D471-8C | 1/2 x 3/8 |

SURE-BARB TEE

Tube to Tube on Run

Male Pipe on Branch

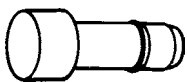


| Part No. | Size Tube O.D. Pipe |
|----------|------------------------|
| D472-4-1 | 1/4 x 1/16 |
| D472-4A | 1/4 x 1/8 |
| D472-6A | 3/8 x 1/8 |
| D472-6B | 3/8 x 1/4 |
| D472-8C | 1/2 x 3/8 |

Sure-Barb Fittings for Polyethylene Tubing



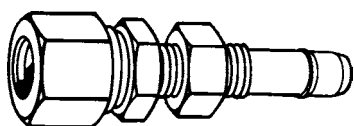
SURE-BARB PLUG



| Part No. | Tube O.D. |
|----------|-----------|
| D473-4 | 1/4 |
| D473-6 | 3/8 |
| D473-8 | 1/2 |

SURE-BARB BULK HEAD

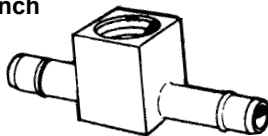
Compression to Plastic Tube Union



| Part No. | Tube O.D. |
|----------|-----------|
| D477-4 | 1/4 |
| D477-6 | 3/8 |

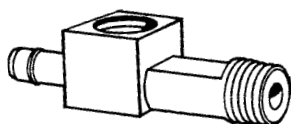
SURE-BARB TEE

Tube to Tube on Run, Female Pipe on Branch



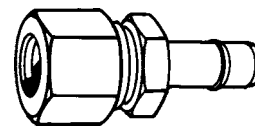
| Part No. | Size Tube O.D. Pipe |
|----------|------------------------|
| D478-4A | 1/4 x 1/8 |
| D478-4B | 1/4 x 1/4 |

SURE-BARB GAUGE TEE



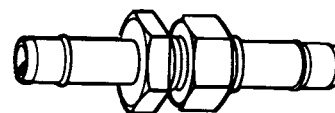
| Part No. | Size Tube O.D. Pipe |
|----------|------------------------|
| D479-4A | 1/4 x 1/8 |

SURE-BARB COMPRESSION CONNECTOR



| Part No. | Tube O.D. |
|----------|-------------|
| D497-4 | 1/4P x 1/4C |

SURE-BARB BULK HEAD UNION



| Part No. | Tube O.D. |
|----------|-----------|
| D498-4 | 1/4 |
| D498-6 | 3/8 |

Push-On Low Pressure Hose End Fittings

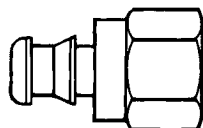
Usage: Fittings may be used on low pressure applications with our D361-Hose.

Applications: Ideal for low pressure applications - oil, air, gas and lubrication lines.

Mechanical: Hose must be cut square and smooth. Insert fitting into hose over first barb, put end of fitting against a solid surface. Push with a steady force until hose is covered by plastic protector.

PUSH-ON HOSE ENDS

With Internal Pipe Rigid



| Part No. | Size Hose I.D. Pipe |
|----------|------------------------|
| D361-4A | 1/4 x 1/8 |
| D361-4B | 1/4 x 1/4 |
| D361-6B | 3/8 x 1/4 |
| D361-6C | 3/8 x 3/8 |
| D361-8C | 1/2 x 3/8 |
| D361-8D | 1/2 x 1/2 |
| D361-10D | 5/8 x 1/2 |
| D361-12E | 3/4 x 3/4 |

PUSH-ON HOSE ENDS

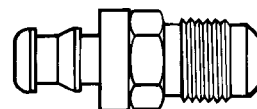
With External Pipe



| Part No. | Size Hose I.D. Pipe |
|----------|------------------------|
| D362-4A | 1/4 x 1/8 |
| D362-4B | 1/4 x 1/4 |
| D362-4C | 1/4 x 3/8 |
| D362-5A | 5/16 x 1/8 |
| D362-5B | 5/16 x 1/4 |
| D362-6A | 3/8 x 1/8 |
| D362-6B | 3/8 x 1/4 |
| D362-6C | 3/8 x 3/8 |
| D362-6D | 3/8 x 1/2 |
| D362-8B | 1/2 x 1/4 |
| D362-8C | 1/2 x 3/8 |
| D362-8D | 1/2 x 1/2 |
| D362-8E | 1/2 x 3/4 |
| D362-10D | 5/8 x 1/2 |
| D362-10E | 5/8 x 3/4 |
| D362-12D | 3/4 x 1/2 |
| D362-12E | 3/4 x 3/4 |

PUSH-ON HOSE ENDS

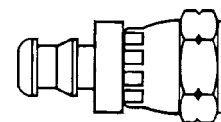
With External S.A.E. Flare Rigid



| Part No. | Size Hose I.D. Tube O.D. |
|----------|-----------------------------|
| D363-44 | 1/4 x 1/4 |
| D363-45 | 1/4 x 5/16 |
| D363-65 | 3/8 x 5/16 |
| D363-66 | 3/8 x 3/8 |
| D363-88 | 1/2 x 1/2 |

PUSH-ON HOSE ENDS

With Internal S.A.E. 45° Flare Swivel



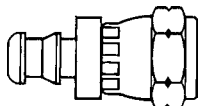
| Part No. | Size Hose I.D. Tube O.D. |
|-----------|-----------------------------|
| D364-46 | 1/4 x 3/8 |
| D364-56 | 5/16 x 3/8 |
| D364-66 | 3/8 x 3/8 |
| D364-810 | 1/2 x 5/8 |
| D364-1212 | 3/4 x 3/4 |

Push-On Low Pressure Hose End Fittings



PUSH-ON HOSE ENDS

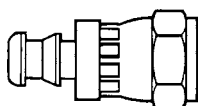
With Internal S.A.E./J.I.C.
45°/37° Flare Swivel



| Part No. | Size | |
|-------------|-----------|-----------|
| | Hose I.D. | Tube O.D. |
| D364/5-44 | 1/4 | x 1/4 |
| D364/5-45 | 1/4 | x 5/16 |
| D364/5-68 | 3/8 | x 1/2 |
| D364/5-88 | 1/2 | x 1/2 |
| D364/5-1010 | 5/8 | x 5/8 |

PUSH-ON HOSE ENDS

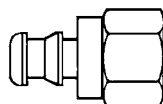
With Internal J.I.C. 37° Flare Swivel



| Part No. | Size | |
|-----------|-----------|-----------|
| | Hose I.D. | Tube O.D. |
| D365-65 | 3/8 | x 5/16 |
| D365-66 | 3/8 | x 3/8 |
| D365-1212 | 3/4 | x 3/4 |
| D365-1214 | 3/4 | x 7/8 |

PUSH-ON HOSE ENDS

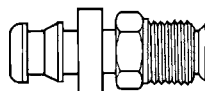
With Internal Inverted Flare Rigid



| Part No. | Size | |
|----------|-----------|-----------|
| | Hose I.D. | Tube O.D. |
| D366-43 | 1/4 | x 3/16 |
| D366-44 | 1/4 | x 1/4 |
| D366-45 | 1/4 | x 5/16 |
| D366-65 | 3/8 | x 5/16 |
| D366-66 | 3/8 | x 3/8 |
| D366-88 | 1/2 | x 1/2 |

PUSH-ON HOSE ENDS

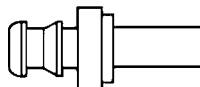
With External Inverted
Flare Swivel



| Part No. | Size | |
|-----------|-----------|-----------|
| | Hose I.D. | Tube O.D. |
| D367-43 | 1/4 | x 3/16 |
| D367-44 | 1/4 | x 1/4 |
| D367-45 | 1/4 | x 5/16 |
| D367-54 | 5/16 | x 1/4 |
| D367-55 | 5/16 | x 5/16 |
| D367-65 | 3/8 | x 5/16 |
| D367-66 | 3/8 | x 3/8 |
| D367-88 | 1/2 | x 1/2 |
| D367-1010 | 5/8 | x 5/8 |

PUSH-ON HOSE ENDS


With Rigid Tube



| Part No. | Size | |
|-----------|-----------|-----------|
| | Hose I.D. | Tube O.D. |
| D368-43 | 1/4 | x 3/16 |
| D368-44 | 1/4 | x 1/4 |
| D368-45 | 1/4 | x 5/16 |
| D368-55 | 5/16 | x 5/16 |
| D368-66 | 3/8 | x 3/8 |
| D368-88 | 1/2 | x 1/2 |
| D368-1010 | 5/8 | x 5/8 |

PUSH-ON MALE PIPE ELBOW 90°

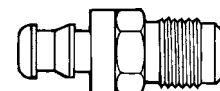
Rigid



| Part No. | Hose I.D. | Male Pipe |
|----------|-----------|-----------|
| D369-6A | 3/8 | 1/8 |

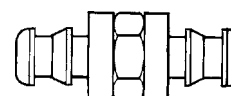
PUSH-ON HOSE ENDS

With 37° Flare Rigid



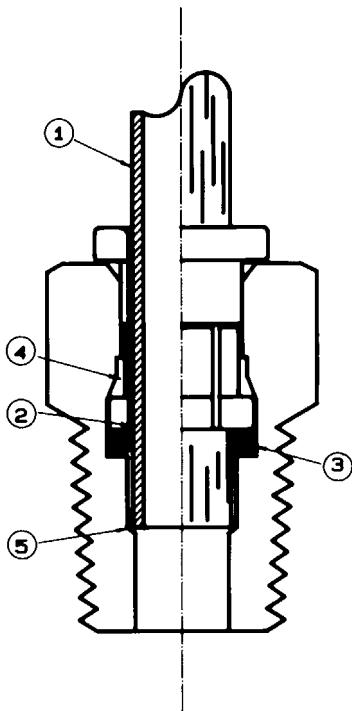
| Part No. | Size | |
|-----------|-----------|-----------|
| | Hose I.D. | Tube O.D. |
| D371-44 | 1/4 | x 1/4 |
| D371-46 | 1/4 | x 3/8 |
| D371-66 | 3/8 | x 3/8 |
| D371-88 | 1/2 | x 1/2 |
| D371-1212 | 3/4 | x 3/4 |

PUSH-ON HOSE MENDER



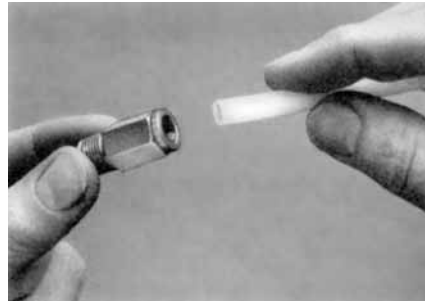
| Part No. | Hose I.D. |
|-----------|-----------|
| D379-44 | 1/4 |
| D379-55 | 5/16 |
| D379-66 | 3/8 |
| D379-88 | 1/2 |
| D379-1010 | 5/8 |
| D379-1212 | 3/4 |

Brass Push-to-Connect Fittings



When tubing (1) is inserted into the fitting, it first passes through the gripping teeth (2). Just beyond the gripping teeth is the o-ring (3) which provides the leak proof seal against the O.D. of the tube. The gripping teeth grab the tube, which expands the insert. Pulling back on the tube only tightens the grip as the insert moves onto the camming surface (4). Pressure through the tube also serves to tighten the grip. The tube bottoms against a positive tube stop (5) in a cavity providing tube support to prevent leakage.

For use with polyethylene, nylon, polybutylene, and soft metal tubing.



Easy insertion Push tubing in until it bottoms on tube stop.



Easy release Hold down insert and pull out tubing.

ENGINEERING AND DESIGN FEATURES

- **QUICK CONNECT**, simply push tubing in, no tools. Saves up to 75% of assembly time of standard compression fittings.
- **QUICK DISCONNECT**, hold two fingers on insert and pull tubing out, no tools required.
- **REUSABLE**, connect and disconnect numerous times.
- **FULL FLOW DESIGN**, provides up to 60% more flow area than conventional fittings with internal tube supports.
- **POSITIVE SEAL**, no leaks. After tubing is inserted, seal is made.
- **VERSATILE**, Buna-N "O" rings standard. Popular sizes stocked with Viton "O" rings.
- **SECURE TUBE RETENTION**, Pulling on tubing only serves to tighten the connection.
- **SELF CONTAINED ASSEMBLY**, brass body and insert.
- **FULL LINE** of styles and sizes.
- **BRASS CONSTRUCTION**. Elbows and tees are forged brass.
- **CHOICE** of convenient swivel or economical stationary elbows and tees.
- **STRAIGHT CONNECTORS** have interior hex for Allen key tightening where space is limited... no need to use a wrench.
- **PRE-APPLIED TEFLON*** based pipe sealant on all male threads, saving customer additional labour.
- **METRIC SIZES AVAILABLE**: Metric tube sizes from 2mm through 12mm in both standard NPT and metric pipe sizes are available on a special order basis.
- **OPTIONS AVAILABLE**: Other materials of "O" rings. Chrome or nickel plating.
- **PIPE THREAD**: NPTF with Teflon based sealant pre-applied.

Brass Push-to-Connect Fittings

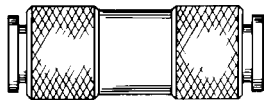


PLUG (PLASTIC)



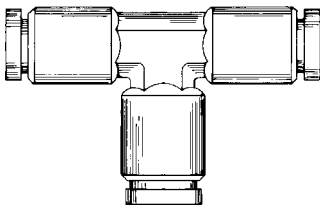
| Part No. | Tube O.D. |
|------------|-----------|
| D7058-2 | 1/8 |
| D7058-5/32 | 5/32 |
| D7058-4 | 1/4 |
| D7058-6 | 3/8 |
| D7058-8 | 1/2 |

TUBE UNION



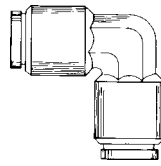
| Part No. | Tube O.D. |
|------------|-----------|
| D7062-2 | 1/8 |
| D7062-5/32 | 5/32 |
| D7062-4 | 1/4 |
| D7062-6 | 3/8 |
| D7062-8 | 1/2 |

UNION TEE



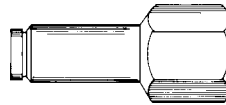
| Part No. | Tube O.D. |
|------------|-----------|
| D7064-2 | 1/8 |
| D7064-5/32 | 5/32 |
| D7064-3 | 3/16 |
| D7064-4 | 1/4 |
| D7064-6 | 3/8 |
| D7064-8 | 1/2 |

UNION ELBOW 90°



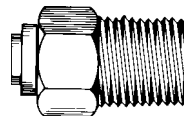
| Part No. | Tube O.D. |
|------------|-----------|
| D7065-2 | 1/8 |
| D7065-5/32 | 5/32 |
| D7065-4 | 1/4 |
| D7065-6 | 3/8 |
| D7065-8 | 1/2 |

FEMALE CONNECTOR



| Part No. | Tube O.D. | Fem. Pipe |
|-------------|-----------|-----------|
| D7066-2A | 1/8 | 1/8 |
| D7066-5/32A | 5/32 | 1/8 |
| D7066-4A | 1/4 | 1/8 |
| D7066-4B | 1/4 | 1/4 |
| D7066-6B | 3/8 | 1/4 |
| D7066-6C | 3/8 | 3/8 |

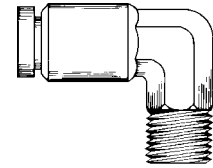
MALE CONNECTOR



| Part No. | Tube O.D. | Male Pipe |
|---------------|-----------|-----------|
| D7068-2A | 1/8 | 1/8 |
| D7068-5/32-O | 5/32 | 10-32* |
| D7068-5/32A | 5/32 | 1/8 |
| D7068-5/32B | 5/32 | 1/4 |
| D7068-3-10-32 | 3/16 | 10-32* |
| D7068-3A | 3/16 | 1/8 |
| D7068-4-10-32 | 1/4 | 10-32* |
| D7068-4A | 1/4 | 1/8 |
| D7068-4-5/32 | 1/4 | 5/32 |
| D7068-4B | 1/4 | 1/4 |
| D7068-4C | 1/4 | 3/8 |
| D7068-6A | 3/8 | 1/8 |
| D7068-6B | 3/8 | 1/4 |
| D7068-6C | 3/8 | 3/8 |
| D7068-6D | 3/8 | 1/2 |
| D7068-8B | 1/2 | 1/4 |
| D7068-8C | 1/2 | 3/8 |
| D7068-8D | 1/2 | 1/2 |

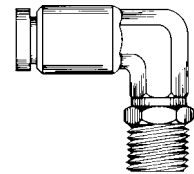
* Furnished with gasket

MALE ELBOW 90°



| Part No. | Tube O.D. | Male Pipe |
|-------------|-----------|-----------|
| D7069-2A | 1/8 | 1/8 |
| D7069-5/32A | 5/32 | 1/8 |
| D7069-3A | 3/16 | 1/8 |
| D7069-4A | 1/4 | 1/8 |
| D7069-4B | 1/4 | 1/4 |
| D7069-4C | 1/4 | 3/8 |
| D7069-6A | 3/8 | 1/8 |
| D7069-6B | 3/8 | 1/4 |
| D7069-6C | 3/8 | 3/8 |
| D7069-8B | 1/2 | 1/4 |
| D7069-8C | 1/2 | 3/8 |

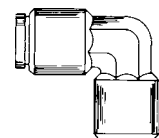
SWIVEL MALE ELBOW 90°



| Part No. | Tube O.D. | Male Pipe |
|--------------|-----------|-----------|
| D7069S-2A | 1/8 | 1/8 |
| D7069S-5/32O | 5/32 | 10-32* |
| D7069S-5/32A | 5/32 | 1/8 |
| D7069S-5/32B | 5/32 | 1/4 |
| D7069S-4-O | 1/4 | 10-32* |
| D7069S-4A | 1/4 | 1/8 |
| D7069S-4B | 1/4 | 1/4 |
| D7069S-4C | 1/4 | 3/8 |
| D7069S-6A | 3/8 | 1/8 |
| D7069S-6B | 3/8 | 1/4 |
| D7069S-6C | 3/8 | 3/8 |
| D7069S-6D | 3/8 | 1/2 |
| D7069S-8C | 1/2 | 3/8 |
| D7069S-8D | 1/2 | 1/2 |

* Furnished with gasket

FEMALE ELBOW 90°

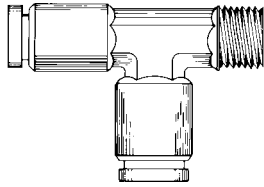


| Part No. | Tube O.D. | Pipe Size |
|----------|-----------|-----------|
| D7070-4A | 1/4 | 1/8 |
| D7070-4B | 1/4 | 1/4 |
| D7070-6B | 3/8 | 1/4 |

Brass Push-to-Connect

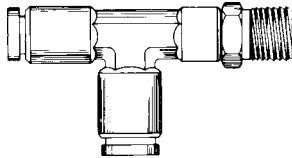


MALE RUN TEE



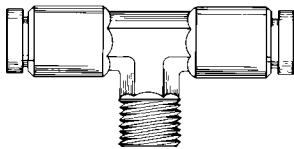
| Part No. | Tube O.D. | Male Pipe |
|-------------|-----------|-----------|
| D7071-2A | 1/8 | 1/8 |
| D7071-5/32A | 5/32 | 1/8 |
| D7071-3A | 3/16 | 1/8 |
| D7071-4A | 1/4 | 1/8 |
| D7071-4B | 1/4 | 1/4 |
| D7071-6A | 3/8 | 1/8 |
| D7071-6B | 3/8 | 1/4 |
| D7071-6C | 3/8 | 3/8 |
| D7071-8C | 1/2 | 3/8 |

SWIVEL MALE RUN TEE



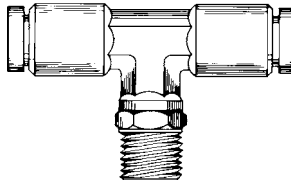
| Part No. | Tube O.D. | Male Pipe |
|--------------|-----------|-----------|
| D7071S-2A | 1/8 | 1/8 |
| D7071S-5/32A | 5/32 | 1/8 |
| D7071S-4A | 1/4 | 1/8 |
| D7071S-4B | 1/4 | 1/4 |
| D7071S-6B | 3/8 | 1/4 |
| D7071S-6C | 3/8 | 3/8 |
| D7071S-8C | 1/2 | 3/8 |
| D7071S-8D | 1/2 | 1/2 |

MALE BRANCH TEE



| Part No. | Tube O.D. | Male Pipe |
|-------------|-----------|-----------|
| D7072-2A | 1/8 | 1/8 |
| D7072-5/32A | 5/32 | 1/8 |
| D7072-3A | 3/16 | 1/8 |
| D7072-4A | 1/4 | 1/8 |
| D7072-4B | 1/4 | 1/4 |
| D7072-6A | 3/8 | 1/8 |
| D7072-6B | 3/8 | 1/4 |
| D7072-6C | 3/8 | 3/8 |
| D7072-8C | 1/2 | 3/8 |

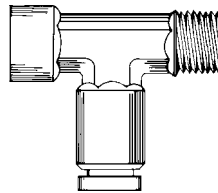
SWIVEL MALE BRANCH TEE



| Part No. | Tube O.D. | Male Pipe |
|--------------|-----------|-----------|
| D7072S-2A | 1/8 | 1/8 |
| D7072S-5/32O | 5/32 | 10-32* |
| D7072S-5/32A | 5/32 | 1/8 |
| D7072S-4A | 1/4 | 1/8 |
| D7072S-4B | 1/4 | 1/4 |
| D7072S-6B | 3/8 | 1/4 |
| D7072S-6C | 3/8 | 3/8 |
| D7072S-8C | 1/2 | 3/8 |
| D7072S-8D | 1/2 | 1/2 |

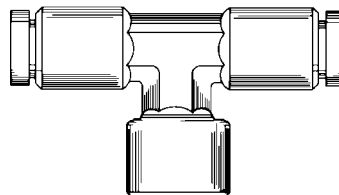
* Furnished with gasket

MALE/FEMALE RUN TEE



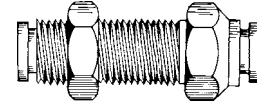
| Part No. | Tube O.D. | Fem. Pipe | male Pipe |
|-----------|-----------|-----------|-----------|
| D7076-4A | 1/4 | 1/8 | 1/8 |
| D7076-4AB | 1/4 | 1/8 | 1/4 |

FEMALE BRANCH TEE



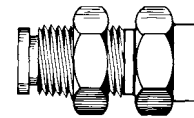
| Part No. | Tube O.D. | Fem. Pipe |
|----------|-----------|-----------|
| D7078-4A | 1/4 | 1/8 |
| D7078-4B | 1/4 | 1/4 |

BULKHEAD UNION



| Part No. | Tube O.D. |
|------------|-----------|
| D7077-2 | 1/8 |
| D7077-5/32 | 5/32 |
| D7077-3 | 3/16 |
| D7077-4 | 1/4 |
| D7077-6 | 3/8 |
| D7077-8 | 1/2 |

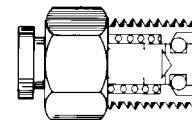
FEMALE BULKHEAD UNION



| Part No. | Tube O.D. | Fem. Pipe |
|----------|-----------|-----------|
| D7086-4A | 1/4 | 1/8 |

QUICK DISCONNECT

When tube is disconnected, flow shuts off automatically



| Part No. | Tube O.D. | Male Pipe |
|----------|-----------|-----------|
| D7092-4A | 1/4 | 1/8 |
| D7092-4B | 1/4 | 1/4 |
| D7092-6B | 3/8 | 1/4 |

EXPANDING ADAPTER



| Part No. | Tube O.D. |
|--------------|------------|
| D7097-4-5/32 | 1/4 - 5/32 |
| D7097-4-6 | 1/4 - 3/8 |
| D7097-6-5/32 | 3/8 - 5/32 |
| D7097-6-4 | 3/8 - 1/4 |

Brass Tube Fittings for Plastic Tubing



These brass tube fittings for plastic tubing are interchangeable with Poly-Flo® and Poly-Tite® Fittings.

PLASTIC CAP



| Part No. | Tube Size O.D. |
|----------|----------------|
| DPC-4 | 1/4 |
| DPC-5 | 5/16 |
| DPC-6 | 3/8 |
| DPC-8 | 1/2 |

PLASTIC SLEEVE



| Part No. O.D. | Tube Size |
|------------------|-----------|
| D60P-4 | 1/4 |
| D60P-5 | 5/16 |
| D60P-6 | 3/8 |
| D60P-8 | 1/2 |

NUT ONLY



| Part No. | Tube Size O.D. |
|----------|----------------|
| D261P-2 | 1/8 |
| D261P-3 | 3/16 |
| D261P-4 | 1/4 |
| D261P-5 | 5/16 |
| D261P-6 | 3/8 |
| D261P-8 | 1/2 |

NUT & BRASS SLEEVE ASSEMBLY



| Part No. | Tube Size O.D. |
|----------|----------------|
| D61B-2 | 1/8 |
| D61B-3 | 3/16 |
| D61B-4 | 1/4 |
| D61B-5 | 5/16 |
| D61B-6 | 3/8 |
| D61B-8 | 1/2 |

NUT & PLASTIC SLEEVE ASSEMBLY



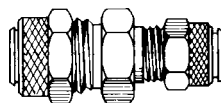
| Part No. | Tube Size O.D. |
|----------|----------------|
| D61P-4 | 1/4 |
| D61P-5 | 5/16 |
| D61P-6 | 3/8 |
| D61P-8 | 1/2 |

TUBE UNION



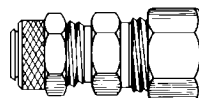
| Part No. | Tube Size O.D. |
|----------|----------------|
| D62P-2 | 1/8 |
| D62P-3 | 3/16 |
| D62P-4 | 1/4 |
| D62P-5 | 5/16 |
| D62P-6 | 3/8 |
| D62P-8 | 1/2 |

REDUCING UNION



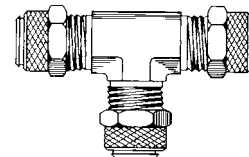
| Part No. | Tube Size O.D. |
|----------|----------------|
| D62P-6-4 | 3/8 - 1/4 |

UNION TUBE TO COMPRESSION



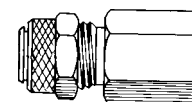
| Part No. | Tube Size O.D. |
|----------|----------------|
| D62PC-4 | 1/4 |
| D62PC-5 | 5/16 |
| D62PC-6 | 3/8 |

UNION TEE



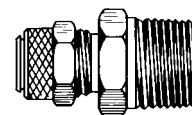
| Part No. | Tube Size O.D. |
|----------|----------------|
| D64P-2 | 1/8 |
| D64P-3 | 3/16 |
| D64P-4 | 1/4 |
| D64P-5 | 5/16 |
| D64P-6 | 3/8 |
| D64P-8 | 1/2 |

FEMALE CONNECTOR



| Part No. | Size | |
|----------|-----------|------|
| | Tube O.D. | Pipe |
| D66P-2A | 1/8 | 1/8 |
| D66P-3A | 3/16 | 1/8 |
| D66P-3B | 3/16 | 1/4 |
| D66P-4A | 1/4 | 1/8 |
| D66P-4B | 1/4 | 1/4 |
| D66P-5A | 5/16 | 1/8 |
| D66P-6B | 3/8 | 1/4 |
| D66P-8C | 1/2 | 3/8 |

MALE CONNECTOR



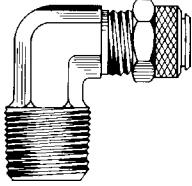
| Part No. | Size | |
|--------------|-----------|--------|
| | Tube O.D. | Pipe |
| D68P-2-10/32 | 1/8 | 10-32* |
| D68P-2A | 1/8 | 1/8 |
| D68P-3A | 3/16 | 1/8 |
| D68P-4-10/32 | 1/4 | 10-32* |
| D68P-4A | 1/4 | 1/8 |
| D68P-4B | 1/4 | 1/4 |
| D68P-4C | 1/4 | 3/8 |
| D68P-5A | 5/16 | 1/8 |
| D68P-5B | 5/16 | 1/4 |
| D68P-6A | 3/8 | 1/8 |
| D68P-6B | 3/8 | 1/4 |
| D68P-6C | 3/8 | 3/8 |
| D68P-8C | 1/2 | 3/8 |

* Furnished with gasket

Brass Tube Fittings for Plastic Tubing

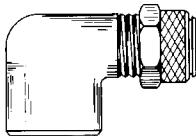


MALE ELBOW 90°



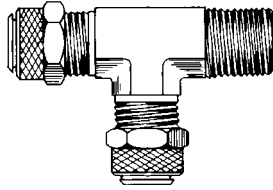
| Part No. | Size | |
|----------|-----------|------|
| | Tube O.D. | Pipe |
| D69P-2A | 1/8 | 1/8 |
| D69P-3A | 3/16 | 1/8 |
| D69P-4A | 1/4 | 1/8 |
| D69P-4B | 1/4 | 1/4 |
| D69P-4C | 1/4 | 3/8 |
| D69P-5A | 5/16 | 1/8 |
| D69P-6A | 3/8 | 1/8 |
| D69P-6B | 3/8 | 1/4 |
| D69P-6C | 3/8 | 3/8 |
| D69P-8C | 1/2 | 3/8 |

FEMALE ELBOW 90°



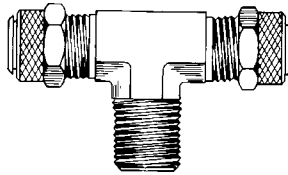
| Part No. | Size | |
|----------|-----------|------|
| | Tube O.D. | Pipe |
| D70P-2A | 1/8 | 1/8 |
| D70P-3A | 3/16 | 1/8 |
| D70P-4A | 1/4 | 1/8 |
| D70P-4B | 1/4 | 1/4 |
| D70P-6B | 3/8 | 1/4 |
| D70P-8C | 1/2 | 3/8 |

MALE RUN TEE



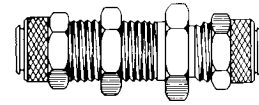
| Part No. | Size | |
|----------|-----------|------|
| | Tube O.D. | Pipe |
| D71P-2A | 1/8 | 1/8 |
| D71P-3A | 3/16 | 1/8 |
| D71P-4A | 1/4 | 1/8 |
| D71P-4B | 1/4 | 1/4 |
| D71P-5A | 5/16 | 1/8 |
| D71P-6B | 3/8 | 1/4 |
| D71P-8C | 1/2 | 3/8 |

MALE BRANCH TEE



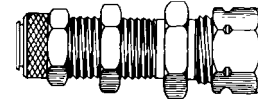
| Part No. | Size | |
|----------|-----------|------|
| | Tube O.D. | Pipe |
| D72P-2A | 1/8 | 1/8 |
| D72P-3A | 3/16 | 1/8 |
| D72P-4A | 1/4 | 1/8 |
| D72P-4B | 1/4 | 1/4 |
| D72P-5A | 5/16 | 1/8 |
| D72P-6A | 3/8 | 1/8 |
| D72P-6B | 3/8 | 1/4 |
| D72P-8C | 1/2 | 3/8 |

BULKHEAD UNION



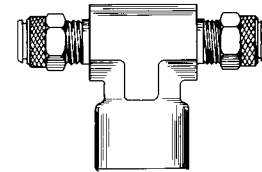
| Part No. | Tube Size O.D. |
|----------|----------------|
| D77P-4 | 1/4 |
| D77P-5 | 5/16 |
| D77P-6 | 3/8 |
| D77P-8 | 1/2 |

BULKHEAD UNION TUBE TO COMPRESSION



| Part No. | Tube Size O.D. |
|----------|----------------|
| D77PC-4 | 1/4 |
| D77PC-6 | 3/8 |

FEMALE BRANCH TEE

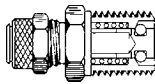


| Part No. | Size | |
|----------|-----------|------|
| | Tube O.D. | Pipe |
| D78P-4A | 1/4 | 1/8 |
| D78P-4B | 1/4 | 1/4 |
| D78P-4C | 1/4 | 3/8 |

Brass Tube Fitting Couplers

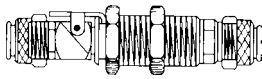


QUICK DISCONNECT Tube to Pipe



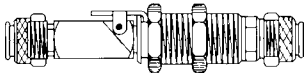
| Part No. | Size | |
|----------|-----------|------|
| | Tube O.D. | Pipe |
| D92P-4A | 1/4 | 1/8 |
| D92P-4B | 1/4 | 1/4 |
| D92P-5A | 5/16 | 1/8 |
| D92P-6B | 3/8 | 1/4 |

DOUBLE END SHUT-OFF TYPE CHROME PLATED BRASS



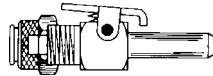
| Part No. | Tube Size O.D. |
|----------|----------------|
| D94P-4 | 1/4 |
| D94P-6 | 3/8 |

SINGLE END SHUT-OFF TYPE CHROME PLATED BRASS



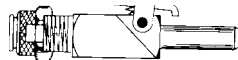
| Part No. | Tube Size O.D. |
|----------|----------------|
| D294P-4 | 1/4 |
| D294P-6 | 3/8 |

SINGLE END SHUT-OFF TYPE INSERT ONLY CHROME PLATED BRASS



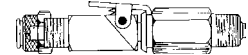
| Part No. | Tube Size O.D. |
|------------|----------------------------------|
| DB94M-4 | 1/4 |
| DB94M-6 | 3/8 |
| Used with: | D198P-4A D198B-4B D198B-6B |

DOUBLE END SHUT-OFF TYPE INSERT ONLY CHROME PLATED BRASS



| Part No. | Tube Size O.D. |
|------------|----------------------------------|
| DB94P-4 | 1/4 |
| DB94P-6 | 3/8 |
| Used with: | D198P-4A D198B-4B D198B-6B |

DOUBLE END SHUT-OFF TYPE CHROME PLATED BRASS Tube to Male Pipe



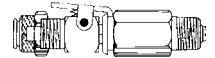
| Part No. | Size | |
|----------|-----------|------|
| | Tube O.D. | Pipe |
| D98P-4A | 1/4 | 1/8 |
| D98P-4B | 1/4 | 1/4 |
| D98P-6B | 3/8 | 1/4 |

SINGLE END OR DOUBLE END SHUT-OFF TYPE BODY ONLY CHROME PLATED BRASS Tube to Male Pipe



| Part No. | Size | |
|----------|-----------|------|
| | Tube O.D. | Pipe |
| DB98P-4A | 1/4 | 1/8 |
| DB98P-4B | 1/4 | 1/4 |
| DB98P-6B | 3/8 | 1/4 |

SINGLE END SHUT-OFF TYPE CHROME PLATED BRASS Tube to Male Pipe

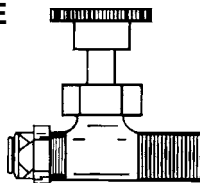


| Part No. | Size | |
|----------|-----------|------|
| | Tube O.D. | Pipe |
| D198P-4A | 1/4 | 1/8 |
| D198P-4B | 1/4 | 1/4 |
| D198P-6B | 3/8 | 1/4 |

Brass Tube Fitting Needle Valves

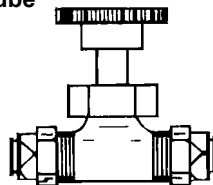
These needle valves are made from forged brass bodies with O-ring packing. Can be used with polyethylene and soft metal tubing (use D61B-Series brass nut and sleeve with metal tubing). These valves are ideal for humidifiers, condensers, sprinklers, service sinks and air lines.

NEEDLE VALVE Tube To Male Pipe



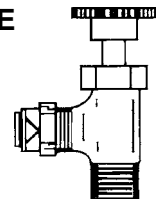
| Part No. | Tube O.D. | Male Pipe |
|----------|-----------|-----------|
| D10P-4A | 1/4 | 1/8 |
| D10P-4B | 1/4 | 1/4 |
| D10P-6B | 3/8 | 1/4 |

NEEDLE VALVE Tube To Tube



| Part No. | Tube O.D. |
|----------|-----------|
| D11P-4 | 1/4 |
| D11P-6 | 3/8 |

ANGLE NEEDLE VALVE Tube To Male Pipe

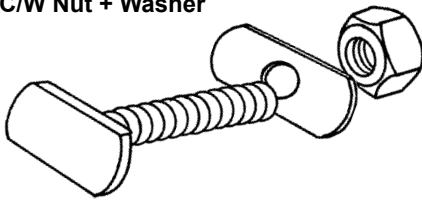


| Part No. | Tube O.D. | Male Pipe |
|----------|-----------|-----------|
| D12P-4A | 1/4 | 1/8 |
| D12P-4B | 1/4 | 1/4 |
| D12P-6B | 3/8 | 1/4 |

Brass Closet Bolt



Brass Closet Bolt C/W Nut + Washer



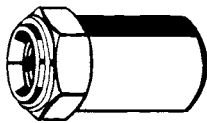
| Part No. | Pipe Size |
|-----------|--------------|
| D700069NW | 5/16 x 2 1/4 |

Brass Re-Usable Hose Fittings

These Re-Usable Fittings are of heavy duty construction and may be used over and over. These fittings are used when a more durable hose connection is required or when a clamped or crimped connection is impractical. May be used with either plastic or rubber hose.

Mechanical: Hose I.D. and Hose O.D. must conform to the sizes listed. Slip and twist ferrule onto end of hose which has been trimmed square. No skiving necessary. Lightly lubricate fitting before inserting into ferrule. Tighten fitting into ferrule.

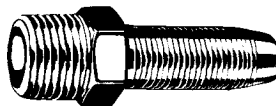
THREADED RE-USABLE HOSE FERRULE



| Part No. | Hose O.D. | Hose I.D. |
|-----------|-----------|-----------|
| D750-6-3 | 3/8 | 3/16 |
| D750-8-4 | 1/2 | 1/4 |
| D750-9-4 | 9/16 | 1/4 |
| D750-9-5 | 9/16 | 5/16 |
| D750-10-4 | 5/8 | 1/4 |
| D750-10-5 | 5/8 | 5/16 |
| D750-10-6 | 5/8 | 3/8 |
| D750-11-5 | 11/16 | 5/16 |
| D750-11-6 | 11/16 | 3/8 |
| D750-12-6 | 3/4 | 3/8 |
| D750-14-8 | 7/8 | 1/2 |
| D750-15-8 | 15/16 | 1/2 |
| D750-16-8 | 1 | 1/2 |

THREADED RE-USABLE HOSE STEM

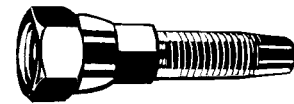
With Tapered Pipe Thread



| Part No. | Size Hose I.D. Pipe |
|----------|------------------------|
| D751-3A | 3/16 x 1/8 |
| D751-3B | 3/16 x 1/4 |
| D751-4A | 1/4 x 1/8 |
| D751-4B | 1/4 x 1/4 |
| D751-4C | 1/4 x 3/8 |
| D751-5B | 5/16 x 1/4 |
| D751-6B | 3/8 x 1/4 |
| D751-6C | 3/8 x 3/8 |
| D751-6D | 3/8 x 1/2 |
| D751-8B | 1/2 x 1/4 |
| D751-8C | 1/2 x 3/8 |
| D751-8D | 1/2 x 1/2 |

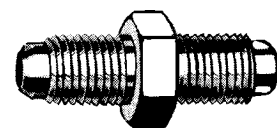
THREADED RE-USABLE STEM

With Straight Female Pipe Swivel



| Part No. | Hose I.D. | Straight FE. Pipe |
|----------|--------------|----------------------|
| D752-3A | 3/16 | 1/8 |
| D752-3B | 3/16 | 1/4 |
| D752-4B | 1/4 | 1/4 |
| D752-4C | 1/4 | 3/8 |
| D752-5B | 5/16 | 1/4 |
| D752-6B | 3/8 | 1/4 |
| D752-6C | 3/8 | 3/8 |
| D752-6D | 3/8 | 1/2 |
| D752-8D | 1/2 | 1/2 |

THREADED RE-USABLE HOSE COUPLER

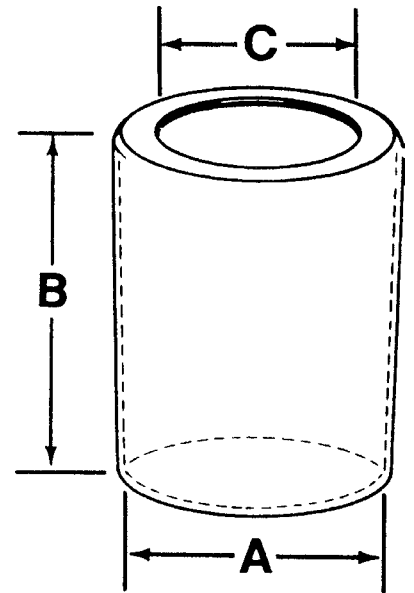


| Part No. | Hose I.D. |
|----------|-----------|
| D753-4 | 1/4 |
| D753-6 | 3/8 |

Hose Ferrules Standard - Brass and Aluminum



| BRASS | | ALUMINUM | | | |
|----------------|----------------|-----------------|---------------------|--------------------|---------------|
| Ferrule Number | Ferrule Number | Metal Thickness | "A" Inside Diameter | "B" Ferrule Length | "C" Hole Size |
| DFBL-375 | DFAL-375 | .025 | .375 | .718 | .265 |
| DFBL-400 | DFAL-400 | .025 | .400 | .718 | .265 |
| DFBL-425 | DFAL-425 | .025 | .425 | .718 | .265 |
| DFBL-450 | DFAL-450 | .025 | .450 | .718 | .328 |
| DFBL-475 | DFAL-475 | .025 | .475 | .718 | .328 |
| DFBL-500 | DFAL-500 | .025 | .500 | .718 | .328 |
| DFBL-525 | DFAL-525 | .025 | .525 | .718 | .406 |
| DFBL-550 | DFAL-550 | .025 | .550 | .718 | .406 |
| DFBL-575 | DFAL-575 | .025 | .575 | .968 | .406 |
| DFBL-600 | DFAL-600 | .025 | .600 | .968 | .453 |
| DFBL-625 | DFAL-625 | .025 | .625 | .968 | .453 |
| DFBL-650 | DFAL-650 | .025 | .650 | .968 | .453 |
| DFBL-675 | DFAL-675 | .025 | .675 | .968 | .500 |
| DFBL-700 | DFAL-700 | .025 | .700 | .968 | .500 |
| DFBL-725 | DFAL-725 | .025 | .725 | .968 | .500 |
| DFBL-750 | DFAL-750 | .025 | .750 | .968 | .500 |
| DFBL-775 | DFAL-775 | .025 | .775 | .968 | .593 |
| DFBL-800 | DFAL-800 | .025 | .800 | .968 | .593 |
| DFBL-825 | DFAL-825 | .025 | .825 | .968 | .687 |
| DFBL-850 | DFAL-850 | .025 | .850 | .968 | .687 |
| DFBL-875 | DFAL-875 | .025 | .875 | .968 | .750 |
| DFBL-900 | DFAL-900 | .025 | .900 | .968 | .750 |
| DFBL-925 | DFAL-925 | .025 | .925 | .968 | .750 |
| DFBL-950 | DFAL-950 | .025 | .950 | .968 | .750 |
| DFBL-975 | DFAL-975 | .040 | .975 | .968 | .875 |
| DFBL-1000 | DFAL-1000 | .040 | 1.000 | .968 | .875 |
| DFBL-1025 | DFAL-1025 | .040 | 1.025 | .968 | .875 |
| DFBL-1050 | DFAL-1050 | .040 | 1.050 | .968 | .875 |
| DFBL-1075 | DFAL-1075 | .040 | 1.075 | .968 | .875 |
| DFBL-1100 | DFAL-1100 | .040 | 1.100 | .968 | .875 |
| DFBL-1125 | DFAL-1125 | .040 | 1.125 | .968 | .875 |
| DFBL-1150 | DFAL-1150 | .040 | 1.150 | .968 | .875 |
| DFBL-1175 | DFAL-1175 | .040 | 1.175 | .968 | .875 |
| DFBL-1200 | DFAL-1200 | .040 | 1.200 | .968 | 1.000 |
| DFBL-1225 | DFAL-1225 | .040 | 1.225 | .968 | 1.000 |
| DFBL-1250 | DFAL-1250 | .040 | 1.250 | .968 | 1.000 |
| DFBL-1275 | | .040 | 1.275 | .968 | .875 |



NOTE: Ferrules can be supplied in Steel, Annealed and Zinc Plated to special order.
 Inside diameter of Ferrule should be equated with outside diameter of Hose being used.

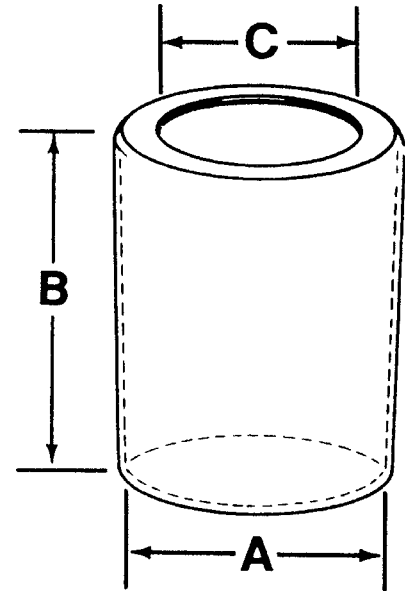


Short Brass Hose Ferrules



BRASS


| Ferrule Number | Metal Thickness | "A" Inside Diameter | "B" Ferrule Length | "C" Hole Size |
|----------------|-----------------|------------------------|-----------------------|------------------|
| DFBS-400 | .025 | .400 | .437 | .265 |
| DFBS-425 | .025 | .425 | .375 | .265 |
| DFBS-450 | .025 | .450 | .500 | .265 |
| DFBS-475 | .025 | .475 | .500 | .328 |
| DFBS-500 | .025 | .500 | .500 | .328 |
| DFBS-525 | .025 | .525 | .562 | .453 |
| DFBS-550 | .025 | .550 | .562 | .453 |
| DFBS-575 | .025 | .575 | .468 | .453 |
| DFBS-600 | .025 | .600 | .468 | .453 |
| DFBS-625 | .025 | .625 | .468 | .453 |
| DFBS-650 | .025 | .650 | .500 | .453 |
| DFBS-675 | .025 | .675 | .562 | .500 |
| DFBS-700 | .025 | .700 | .531 | .500 |
| DFBS-725 | .025 | .725 | .562 | .500 |
| DFBS-750 | .025 | .750 | .562 | .525 |
| DFBS-775 | .025 | .775 | .625 | .593 |
| DFBS-800 | .025 | .800 | .531 | .593 |
| DFBS-825 | .025 | .825 | .531 | .562 |
| DFBS-850 | .025 | .850 | .531 | .625 |
| DFBS-875 | .025 | .875 | .531 | .750 |
| DFBS-900 | .025 | .900 | .531 | .625 |
| DFBS-925 | .025 | .925 | .687 | .750 |
| DFBS-950 | .025 | .950 | .750 | .750 |
| DFBS-975 | .025 | .975 | .718 | .750 |
| DFBS-1000 | .025 | 1.000 | .843 | .687 |
| DFBS-1025 | .025 | 1.025 | .843 | .687 |



Carded Fittings



| CARDED FITTINGS | | |
|-----------------|-------------------|-------------------------------|
| Part No. | Qty/Card Contents | Description |
| 911-012 | 4 x D60-4 | Compression Sleeve |
| 911-013 | 4 x D60-5 | Compression Sleeve |
| 911-014 | 4 x D60-6 | Compression Sleeve |
| 911-015 | 4 x D60-8 | Compression Sleeve |
| 911-022 | 4 x D61-4 | Compression Nut |
| 911-023 | 4 x D61-5 | Compression Nut |
| 911-024 | 4 x D61-6 | Compression Nut |
| 911-025 | 4 x D61-8 | Compression Nut |
| 911-042 | 1 x D62-4 | Compression Union |
| 911-043 | 1 x D62-5 | Compression Union |
| 911-044 | 1 x D62-6 | Compression Union |
| 911-045 | 4 x D62-8 | Compression Union |
| 911-064 | 1 x D64-6 | Compression Tee |
| 911-112 | 2 x D68-4A | Compression Male Adapter |
| 911-116 | 2 x D68-6B | Compression Male Adapter |
| 911-117 | 1 x D68-6C | Compression Male Adapter |
| 911-119 | 1 x D68-8C | Compression Male Adapter |
| 911-132 | 2 x D69-4A | Compression 90° Elbow |
| 911-136 | 1 x D69-6B | Compression 90° Elbow |
| 911-137 | 1 x D69-6C | Compression 90° Elbow |
| 911-354 | 2 x D41S-6 | Flare Nut |
| 911-355 | 2 x D41S-8 | Flare Nut |
| 911-364 | 2 x D42-6 | Flare Union |
| 911-394 | 1 x D44-8 | Flare Tee |
| 911-484 | 2 x D48-6B | Flare Male Adapter |
| 911-485 | 2 x D48-6C | Flare Male Adapter |
| 911-491 | 1 x D48-8C | Flare Male Adapter |
| 911-514 | 1 x D49-6B | Compression 90° Elbow |
| 911-515 | 1 x D49-6B | Compression 90° Elbow |
| 911-521 | 1 x D49-8C | Compression 90° Elbow |
| 911-672 | 4 x DS141-3 | Inverted Flare Nut |
| 911-673 | 4 x DS141-4 | Inverted Flare Nut |
| 911-674 | 4 x DS141-5 | Inverted Flare Nut |
| 911-675 | 4 x DS141-6 | Inverted Flare Nut |
| 911-682 | 2 x D142-3 | Inverted Flare Union |
| 911-683 | 2 x D142-4 | Inverted Flare Union |
| 911-684 | 2 x D142-5 | Inverted Flare Union |
| 911-693 | 2 x D148-4A | Inverted Flare Male Adapter |
| 911-696 | 2 x D148-5A | Inverted Flare Male Adapter |
| 911-699 | 2 x D148-6A | Inverted Flare Male Adapter |
| 911-713 | 2 x D149-4A | Inverted Flare Male 90° Elbow |
| 911-716 | 2 x D149-5A | Inverted Flare Male 90° Elbow |
| 911-719 | 2 x D149-6B | Inverted Flare Male 90° Elbow |
| 911-805 | 2 x D103-A | Pipe Coupling |
| 911-806 | 1 x D103-B | Pipe Coupling |
| 911-824 | 2 x D109-A | Square Head Pipe Plug |
| 911-825 | 2 x D109-B | Square Head Pipe Plug |
| 911-826 | 2 x D109-C | Square Head Pipe Plug |
| 911-832 | 2 x D110-BA | Pipe Bushing |
| 911-834 | 2 x D110-CB | Pipe Bushing |



Carded Fittings



CARDER FITTINGS

| Part No. | Qty/Card Contents | Description |
|----------|-------------------|------------------------------------|
| 911-855 | 2 x D112-A | Close Pipe Nipple |
| 911-856 | 2 x D112-B | Close Pipe Nipple |
| 911-861 | 2 x D113-A1-1/2 | Long Pipe Nipple |
| 911-866 | 1 x D113-B1-1/2 | Long Pipe Nipple |
| 911-867 | 1 x D113-B2 | Long Pipe Nipple |
| 911-881 | 1 x D115-A | Pipe 90° Street Elbow |
| 911-882 | 1 x D115-B | Pipe 90° Street Elbow |
| 911-901 | 2 x D119-BA | Pipe Reducing Coupling |
| 911-915 | 2 x D120-BA | Pipe FPT x MPT Adapter |
| 911-921 | 2 x D121-A | Hex Head Pipe Plug |
| 911-922 | 2 x D121-B | Hex Head Pipe Plug |
| 911-931 | 2 x D122-A | Hex Nipple |
| 911-932 | 2 x D122-B | Hex Nipple |
| 912-011 | 1 x D196-W | Garden Hose Male Coupling |
| 912-014 | 1 x D196-D | Garden Hose Male Adapter |
| 912-015 | 1 x D196-E | Garden Hose Male Adapter |
| 912-066 | 1 x D195-8 | Garden Hose Fem. Swivel Barb Conn. |
| 912-068 | 1 x D195-10 | Garden Hose Fem. Swivel Barb Conn |
| 912-079 | 1 x D203-W | Garden Hose Fem. Swivel Coupling |
| 912-106 | 2 x D125-4A | Hose Barb Male Adapter |
| 912-107 | 2 x D125-4B | Hose Barb Male Adapter |
| 912-114 | 2 x D125-6B | Hose Barb Male Adapter |
| 912-115 | 2 x D125-6C | Hose Barb Male Adapter |
| 912-544 | 2 x D40-B | Drain Cock |
| 913-026 | 1 x D261 | Drum Faucet |
| 913-610 | 5 x 904-610 | Grease Fitting |
| 913-627 | 5 x 904-627 | Grease Fitting |
| 913-641 | 5 x 904-641 | Grease Fitting |
| 913-701 | 5 x 904-701 | Grease Fitting |
| 913-745 | 5 x 904-745 | Grease Fitting |
| 913-790 | 5 x 904-790 | Grease Fitting |
| 913-901 | 2 x 904-904 | Plastic Vacuum Fitting |
| 913-902 | 2 x 904-902 | Plastic Vacuum Fitting |
| 913-903 | 2 x 904-903 | Plastic Vacuum Fitting |
| 913-904 | 2 x 904-904 | Plastic Vacuum Fitting |
| 913-905 | 2 x 904-905 | Plastic Vacuum Fitting |
| 913-912 | 2 x 904-912 | Plastic Vacuum Fitting |
| 913-913 | 2 x 904-913 | Plastic Vacuum Fitting |
| 913-922 | 2 x 904-922 | Plastic Vacuum Fitting |
| 913-923 | 2 x 904-923 | Plastic Vacuum Fitting |
| 913-924 | 2 x 904-924 | Plastic Vacuum Fitting |
| 913-925 | 2 x 904-925 | Plastic Vacuum Fitting |
| 913-926 | 2 x 904-926 | Plastic Vacuum Fitting |
| 913-933 | 1 x 904-933 | Plastic Vacuum Fitting |
| 913-938 | 1 x 904-938 | Plastic Vacuum Fitting |
| 913-939 | 1 x 904-939 | Plastic Vacuum Fitting |
| 913-960 | 1 x 904-960 | Plastic Vacuum Fitting |
| 913-965 | 1 x 904-965 | Plastic Vacuum Fitting |
| 913-975 | 1 x 904-9 75 | Plastic Vacuum Fitting |
| 913-980 | 6 | Assorted Vacuum Caps |
| 913-985 | 1 x 904-985 | Valve Grommet |



Air Brake Fittings for Copper Tubing

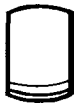


Applications: Used in air brake systems where the use of copper tubing is specified. Manufactured to Department of Transport (D.O.T.) Specifications.

Mechanical: Fitting easily assembled (3 piece). Slip nut on tube first, then sleeve. Bottom tube on inside of fitting body. Tighten nut and sleeve. Vibration control is good.

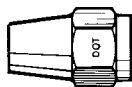
Note: Thread dimension on all 3/8" O.D. tube size air brake fittings is 17/32-24.

AIR BRAKE SLEEVE



| Part No. | Tube Size |
|----------|-----------|
| DAB60-4 | 1/4 |
| DAB60-6 | 3/8 |
| DAB60-8 | 1/2 |
| DAB60-10 | 5/8 |
| DAB60-12 | 3/4 |

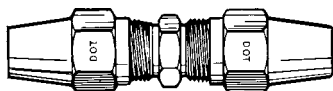
AIR BRAKE NUT



| Part No. | Tube Size |
|----------|-----------|
| DAB61-4 | 1/4 |
| DAB61-6 | 3/8 |
| DAB61-8 | 1/2 |
| DAB61-10 | 5/8 |
| DAB61-12 | 3/4 |

AIR BRAKE UNION

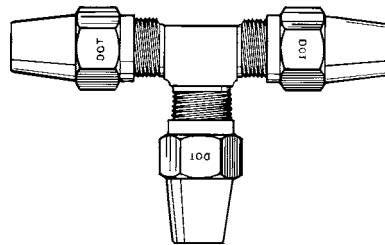
Tube to Tube



| Part No. | Tube Size |
|----------|-----------|
| DAB62-4 | 1/4 |
| DAB62-6 | 3/8 |
| DAB62-8 | 1/2 |
| DAB62-10 | 5/8 |
| DAB62-12 | 3/4 |

AIR BRAKE TEE

Tube All Ends



| Part No. | Tube Size |
|----------|-----------|
| DAB64-4 | 1/4 |
| DAB64-6 | 3/8 |
| DAB64-8 | 1/2 |
| DAB64-10 | 5/8 |
| DAB64-12 | 3/4 |

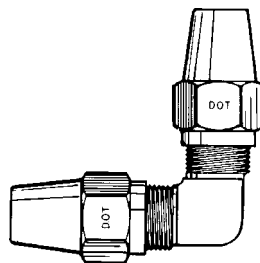
AIR BRAKE TEE

Reducing

| Part No. | Tube Size |
|-------------|-----------------|
| DAB64-6-6-4 | 3/8 x 3/8 x 1/4 |
| DAB64-6-6-8 | 3/8 x 3/8 x 1/2 |

AIR BRAKE ELBOW 90°

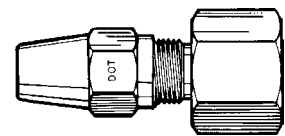
Tube to Tube



| Part No. | Tube Size |
|----------|-----------|
| DAB65-4 | 1/4 |
| DAB65-6 | 3/8 |
| DAB65-8 | 1/2 |
| DAB65-10 | 5/8 |
| DAB65-12 | 3/4 |

AIR BRAKE CONNECTOR

Tube to Female Pipe

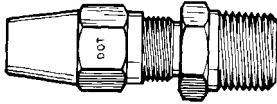


| Part No. | Size Tube Pipe |
|-----------|-------------------|
| DAB66-4A | 1/4 x 1/8 |
| DAB66-4B | 1/4 x 1/4 |
| DAB66-4C | 1/4 x 3/8 |
| DAB66-6A | 3/8 x 1/8 |
| DAB66-6B | 3/8 x 1/4 |
| DAB66-6C | 3/8 x 3/8 |
| DAB66-8B | 1/2 x 1/4 |
| DAB66-8C | 1/2 x 3/8 |
| DAB66-8D | 1/2 x 1/2 |
| DAB66-8E | 1/2 x 3/4 |
| DAB66-10C | 5/8 x 3/8 |
| DAB66-10D | 5/8 x 1/2 |
| DAB66-10E | 5/8 x 3/4 |
| DAB66-12D | 3/4 x 1/2 |
| DAB66-12E | 3/4 x 3/4 |

Air Brake Fittings for Copper Tubing

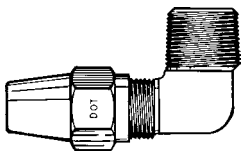


AIR BRAKE CONNECTOR Tube to Male Pipe



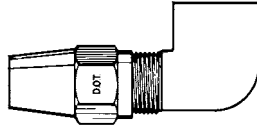
| Part No. | Size Tube Pipe |
|-----------|-------------------|
| DAB68-4A | 1/4 x 1/8 |
| DAB68-4B | 1/4 x 1/4 |
| DAB68-4C | 1/4 x 3/8 |
| DAB68-4D | 1/4 x 1/2 |
| DAB68-6A | 3/8 x 1/8 |
| DAB68-6B | 3/8 x 1/4 |
| DAB68-6C | 3/8 x 3/8 |
| DAB68-6D | 3/8 x 1/2 |
| DAB68-8B | 1/2 x 1/4 |
| DAB68-8C | 1/2 x 3/8 |
| DAB68-8D | 1/2 x 1/2 |
| DAB68-8E | 1/2 x 3/4 |
| DAB68-10C | 5/8 x 3/8 |
| DAB68-10D | 5/8 x 1/2 |
| DAB68-10E | 5/8 x 3/4 |
| DAB68-12D | 3/4 x 1/2 |
| DAB68-12E | 3/4 x 3/4 |

AIR BRAKE ELBOW 90° Tube to Male Pipe



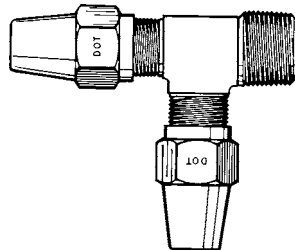
| Part No. | Size Tube Pipe |
|-----------|-------------------|
| DAB69-4A | 1/4 x 1/8 |
| DAB69-4B | 1/4 x 1/4 |
| DAB69-4C | 1/4 x 3/8 |
| DAB69-6A | 3/8 x 1/8 |
| DAB69-6B | 3/8 x 1/4 |
| DAB69-6C | 3/8 x 3/8 |
| DAB69-6D | 3/8 x 1/2 |
| DAB69-8B | 1/2 x 1/4 |
| DAB69-8C | 1/2 x 3/8 |
| DAB69-8D | 1/2 x 1/2 |
| DAB69-8E | 1/2 x 3/4 |
| DAB69-10C | 5/8 x 3/8 |
| DAB69-10D | 5/8 x 1/2 |
| DAB69-10E | 5/8 x 3/4 |
| DAB69-12D | 3/4 x 1/2 |
| DAB69-12E | 3/4 x 3/4 |

AIR BRAKE ELBOW 90° Tube to Female Pipe



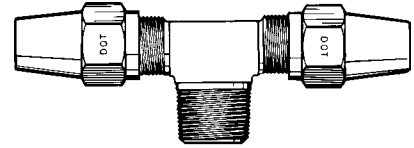
| Part No. | Size Tube Pipe |
|-----------|-------------------|
| DAB70-4A | 1/4 x 1/8 |
| DAB70-4B | 1/4 x 1/4 |
| DAB70-6A | 3/8 x 1/8 |
| DAB70-6B | 3/8 x 1/4 |
| DAB70-6C | 3/8 x 3/8 |
| DAB70-8C | 1/2 x 3/8 |
| DAB70-8D | 1/2 x 1/2 |
| DAB70-10D | 5/8 x 1/2 |

AIR BRAKE TEE Tube to Male Pipe on Run



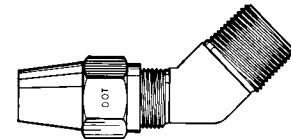
| Part No. | Size Tube Pipe |
|-----------|-------------------|
| DAB71-4A | 1/4 x 1/8 |
| DAB71-4B | 1/4 x 1/4 |
| DAB71-6A | 3/8 x 1/8 |
| DAB71-6B | 3/8 x 1/4 |
| DAB71-6C | 3/8 x 3/8 |
| DAB71-8C | 1/2 x 3/8 |
| DAB71-8D | 1/2 x 1/2 |
| DAB71-10D | 5/8 x 1/2 |
| DAB71-12D | 3/4 x 1/2 |

AIR BRAKE TEE Tube to Male Pipe on Branch



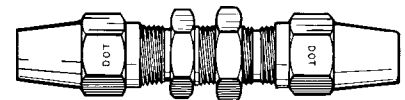
| Part No. | Size Tube Pipe |
|-----------|-------------------|
| DAB72-4A | 1/4 x 1/8 |
| DAB72-4B | 1/4 x 1/4 |
| DAB72-6A | 3/8 x 1/8 |
| DAB72-6B | 3/8 x 1/4 |
| DAB72-6C | 3/8 x 3/8 |
| DAB72-6D | 3/8 x 1/2 |
| DAB72-8C | 1/2 x 3/8 |
| DAB72-8D | 1/2 x 1/2 |
| DAB72-10D | 5/8 x 1/2 |
| DAB72-12D | 3/4 x 1/2 |

AIR BRAKE ELBOW 45° Tube to Male Pipe



| Part No. | Size Tube Pipe |
|-----------|-------------------|
| DAB74-4A | 1/4 x 1/8 |
| DAB74-4B | 1/4 x 1/4 |
| DAB74-6A | 3/8 x 1/8 |
| DAB74-6B | 3/8 x 1/4 |
| DAB74-6C | 3/8 x 3/8 |
| DAB74-6D | 3/8 x 1/2 |
| DAB74-8C | 1/2 x 3/8 |
| DAB74-8D | 1/2 x 1/2 |
| DAB74-10D | 5/8 x 1/2 |

BULKHEAD AIR BRAKE UNION



| Part No. | Tube Size |
|----------|-----------|
| DAB77-4 | 1/4 |
| DAB77-6 | 3/8 |
| DAB77-8 | 1/2 |

Air Brake Fittings for Nylon Tubing

Applications: Used in air brake systems where the use of nylon tubing our (DNT-series) is specified. Manufactured to Department of Transport (D.O.T.) Specifications. Meets specifications of SAE Automotive Tube Fitting Standards.

Mechanical: Fitting easily assembled (3 piece). Slip nut on tube first, then sleeve. Push tube over insert, bottom tube on inside of fitting body. Tighten nut and sleeve. Vibration control is good.

Note: Thread dimension on all 3/8" O.D. tube size air brake fittings is 17/32-24.

SLEEVE



| Part No. | Tube Size |
|----------|-----------|
| D1460-4 | 1/4 |
| D1460-6 | 3/8 |
| D1460-8 | 1/2 |
| D1460-10 | 5/8 |
| D1460-12 | 3/4 |

NUT



| Part No. | Tube Size |
|----------|-----------|
| D1461-4 | 1/4 |
| D1461-6 | 3/8 |
| D1461-8 | 1/2 |
| D1461-10 | 5/8 |
| D1461-12 | 3/4 |

UNION

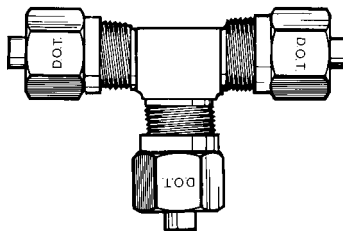
Tube to Tube



| Part No. | Tube Size |
|----------|-----------|
| D1462-4 | 1/4 |
| D1462-6 | 3/8 |
| D1462-8 | 1/2 |
| D1462-10 | 5/8 |
| D1462-12 | 3/4 |

UNION TEE

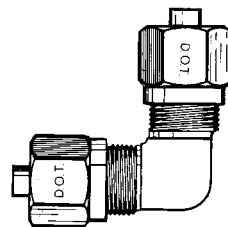
Tube All Ends



| Part No. | Tube Size |
|----------|-----------|
| D1464-4 | 1/4 |
| D1464-6 | 3/8 |
| D1464-8 | 1/2 |
| D1464-10 | 5/8 |

UNION ELBOW 90°

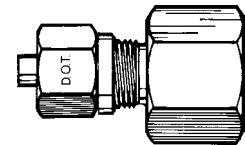
Tube to Tube



| Part No. | Tube Size |
|----------|-----------|
| D1465-4 | 1/4 |
| D1465-6 | 3/8 |
| D1465-8 | 1/2 |
| D1465-10 | 5/8 |

FEMALE CONNECTOR

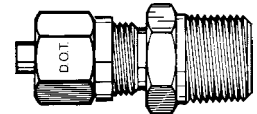
Tube to Female Pipe



| Part No. | Tube Size | Female Pipe Size |
|-----------|-----------|------------------|
| D1466-4A | 1/4 | 1/8 |
| D1466-4B | 1/4 | 1/4 |
| D1466-6A | 3/8 | 1/8 |
| D1466-6B | 3/8 | 1/4 |
| D1466-6C | 3/8 | 3/8 |
| D1466-8C | 1/2 | 3/8 |
| D1466-8D | 1/2 | 1/2 |
| D1466-10C | 5/8 | 3/8 |
| D1466-10D | 5/8 | 1/2 |
| D1466-12D | 3/4 | 1/2 |

MALE CONNECTOR

Tube to Male Pipe

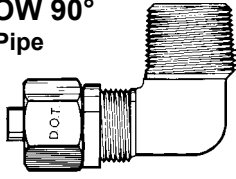


| Part No. | Tube Size | Male Pipe Size |
|-----------|-----------|----------------|
| D1468-4A | 1/4 | 1/8 |
| D1468-4B | 1/4 | 1/4 |
| D1468-4C | 1/4 | 3/8 |
| D1468-4x1 | 1/4 | 1/16 |
| D1468-6A | 3/8 | 1/8 |
| D1468-6B | 3/8 | 1/4 |
| D1468-6C | 3/8 | 3/8 |
| D1468-6D | 3/8 | 1/2 |
| D1468-8B | 1/2 | 1/4 |
| D1468-8C | 1/2 | 3/8 |
| D1468-8D | 1/2 | 1/2 |
| D1468-8E | 1/2 | 3/4 |
| D1468-10C | 5/8 | 3/8 |
| D1468-10D | 5/8 | 1/2 |
| D1468-10E | 5/8 | 3/4 |
| D1468-12D | 3/4 | 1/2 |
| D1468-12E | 3/4 | 3/4 |

Air Brake Fittings for Nylon Tubing

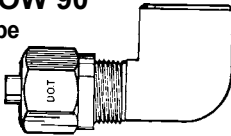


MALE ELBOW 90° Tube to Male Pipe



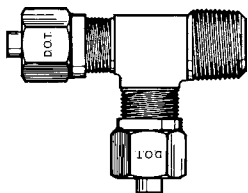
| Part No. | Tube Size | Male Pipe Size |
|-----------|-----------|----------------|
| D1469-4A | 1/4 | 1/8 |
| D1469-4B | 1/4 | 1/4 |
| D1469-4C | 1/4 | 3/8 |
| D1469-6A | 3/8 | 1/8 |
| D1469-6B | 3/8 | 1/4 |
| D1469-6C | 3/8 | 3/8 |
| D1469-6D | 3/8 | 1/2 |
| D1469-8B | 1/2 | 1/4 |
| D1469-8C | 1/2 | 3/8 |
| D1469-8D | 1/2 | 1/2 |
| D1469-10C | 5/8 | 3/8 |
| D1469-10D | 5/8 | 1/2 |
| D1469-12D | 3/4 | 1/2 |
| D1469-12E | 3/4 | 3/4 |

FEMALE ELBOW 90° Tube to Female Pipe



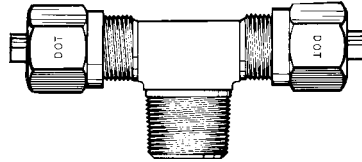
| Part No. | Tube Size | Female Pipe Size |
|-----------|-----------|------------------|
| D1470-4A | 1/4 | 1/8 |
| D1470-4B | 1/4 | 1/4 |
| D1470-6A | 3/8 | 1/8 |
| D1470-6B | 3/8 | 1/4 |
| D1470-6C | 3/8 | 3/8 |
| D1470-8C | 1/2 | 3/8 |
| D1470-8D | 1/2 | 1/2 |
| D1470-10D | 5/8 | 1/2 |

MALE RUN TEE Male Pipe on Run



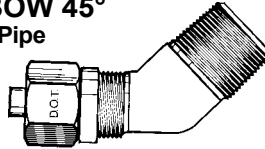
| Part No. | Tube Size | Male Pipe Size |
|-----------|-----------|----------------|
| D1471-4A | 1/4 | 1/8 |
| D1471-4B | 1/4 | 1/4 |
| D1471-6B | 3/8 | 1/4 |
| D1471-6C | 3/8 | 3/8 |
| D1471-8C | 1/2 | 3/8 |
| D1471-8D | 1/2 | 1/2 |
| D1471-10D | 5/8 | 1/2 |

MALE BRANCH TEE Male Pipe on Branch



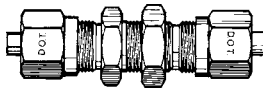
| Part No. | Tube Size | Male Pipe Size |
|-----------|-----------|----------------|
| D1472-4A | 1/4 | 1/8 |
| D1472-4B | 1/4 | 1/4 |
| D1472-6A | 3/8 | 1/8 |
| D1472-6B | 3/8 | 1/4 |
| D1472-6C | 3/8 | 3/8 |
| D1472-8C | 1/2 | 3/8 |
| D1472-8D | 1/2 | 1/2 |
| D1472-10D | 5/8 | 1/2 |

MALE ELBOW 45° Tube to Male Pipe



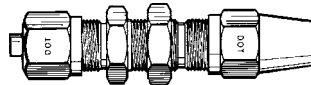
| Part No. | Tube Size | Male Pipe Size |
|-----------|-----------|----------------|
| D1474-4A | 1/4 | 1/8 |
| D1474-4B | 1/4 | 1/4 |
| D1474-6A | 3/8 | 1/8 |
| D1474-6B | 3/8 | 1/4 |
| D1474-6C | 3/8 | 3/8 |
| D1474-6D | 3/8 | 1/2 |
| D1474-8B | 1/2 | 1/4 |
| D1474-8C | 1/2 | 3/8 |
| D1474-8D | 1/2 | 1/2 |
| D1474-10D | 5/8 | 1/2 |

BULKHEAD UNION Nylon Tube to Nylon Tube



| Part No. | Tube Size |
|----------|-----------|
| D1477-4 | 1/4 |
| D1477-6 | 3/8 |
| D1477-8 | 1/2 |


BULKHEAD UNION Nylon Tube to Copper Tube



| Part No. | Tube Size |
|-----------|-----------|
| DCT1477-4 | 1/4 |
| DCT1477-6 | 3/8 |
| DCT1477-8 | 1/2 |

INSERT

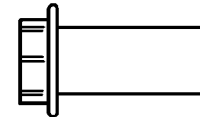
Brass (Stainless Steel where noted)



| Part No. | Tube Size |
|------------|-----------|
| D1481-2 | 1/8 |
| D1481-4 | 1/4 |
| D1481-4SS | 1/4 |
| D1481-5 | 5/16 |
| D1481-6 | 3/8 |
| D1481-6SS | 3/8 |
| D1481-8 | 1/2 |
| D1481-8SS | 1/2 |
| D1481-10 | 5/8 |
| D1481-10SS | 5/8 |
| D1481-12 | 3/4 |
| D1481-12SS | 3/4 |

INSERT

Brass



| Part No. | Tube Size |
|----------|-----------|
| D1484-4 | 1/4 |
| D1484-6 | 3/8 |
| D1484-8 | 1/2 |
| D1484-10 | 5/8 |
| D1484-12 | 3/4 |

NYLON RETRACTABLE AIR COILS S.A.E. J844D



| Part No. | Size |
|---------------|-----------------|
| D1485L-8-15 | 1/2" X 15' SET |
| D1486L-8RD-15 | 1/2" X 15' RED |
| D1486L-8BU-15 | 1/2" X 15' BLUE |

Re-usable Air Brake Hose Ends

Manufactured to Department of Transport (D.O.T.) Specifications

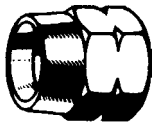


AIR BRAKE SLEEVE




| Part No. | Hose I.D. |
|----------|-----------|
| D1490-6 | 3/8 |
| D1490-8 | 1/2 |

AIR BRAKE NUT



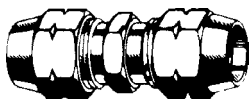
| Part No. | Hose I.D. |
|----------|-----------|
| D1491-6 | 3/8 |
| D1491-8 | 1/2 |

AIR BRAKE HOSE MENDER Body



| Part No. | Hose I.D. |
|-----------|-----------|
| DB1492-6S | 3/8 |
| DB1492-8S | 1/2 |

AIR BRAKE HOSE MENDER Assembly




| Part No. | Hose I.D. |
|----------|-----------|
| D1492-6S | 3/8 |
| D1492-8S | 1/2 |

AIR BRAKE CONNECTOR With Spring Guard




| Part No. | Hose I.D. | Male Pipe Thread |
|----------|-----------|------------------|
| D1493-6B | 3/8 | 1/4 |
| D1493-6C | 3/8 | 3/8 |
| D1493-6D | 3/8 | 1/2 |
| D1493-8C | 1/2 | 3/8 |
| D1493-8D | 1/2 | 1/2 |

AIR BRAKE CONNECTOR Body




| Part No. | Hose I.D. | Male Pipe Thread |
|-----------|-----------|------------------|
| DB1492-6B | 3/8 | 1/4 |
| DB1492-6C | 3/8 | 3/8 |
| DB1492-6D | 3/8 | 1/2 |
| DB1492-8C | 1/2 | 3/8 |
| DB1492-8D | 1/2 | 1/2 |

NUT For Spring Guard



| Part No. | Hose I.D. |
|----------|-----------|
| D1494N-6 | 3/8 |
| D1494N-8 | 1/2 |

SPRING GUARD For Air Brake Hose



| Part No. | Hose I.D. |
|----------|-----------|
| D1494S-6 | 3/8 |
| D1494S-8 | 1/2 |

NUT WITH SPRING GUARD



| Part No. | Hose I.D. |
|----------|-----------|
| D1494-6 | 3/8 |
| D1494-8 | 1/2 |

AIR BRAKE CONNECTOR Assembly



| Part No. | Hose I.D. | Male Pipe Thread |
|----------|-----------|------------------|
| D1492-6B | 3/8 | 1/4 |
| D1492-6C | 3/8 | 3/8 |
| D1492-6D | 3/8 | 1/2 |
| D1492-8C | 1/2 | 3/8 |
| D1492-8D | 1/2 | 1/2 |

AIR BRAKE HOSE CONNECTOR



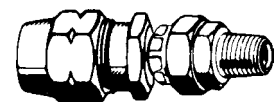
| Part No. | Hose I.D. | Female Thread |
|----------|-----------|---------------|
| D1500-6 | 3/8 | 3/4-20 |
| D1500-8 | 1/2 | 7/8-20 |

ADAPTER For Hose Connector



| Part No. | Hose I.D. | Male Pipe Thread |
|----------|-----------|------------------|
| D1501-6B | 3/8 | 1/4 |
| D1501-6C | 3/8 | 3/8 |
| D1501-8C | 1/2 | 3/8 |
| D1501-8D | 1/2 | 1/2 |

AIR BRAKE HOSE CONNECTOR With Adapter

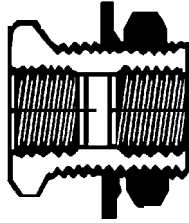


| Part No. | Hose I.D. | Male Pipe Thread |
|----------|-----------|------------------|
| D1502-6B | 3/8 | 1/4 |
| D1502-6C | 3/8 | 3/8 |
| D1502-8C | 1/2 | 3/8 |

Air Brake Terminal Bolts




TERMINAL BOLT Brass



| Part No. | Female Pipe Thread | Length |
|----------|--------------------|--------|
| D1495B-A | 1/8 x 1/8 | 1.50 |
| D1495B-L | 1/4 x 1/4 | 1.50 |
| D1495B-S | 1/4 x 1/4 | .94 |
| D1495B-C | 3/8 x 3/8 | 1.25 |
| D1495B-D | 1/2 X 1/2 | 1.50 |

TERMINAL BOLT Steel



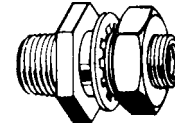
| Part No. | Female Pipe Thread | Length |
|----------|--------------------|--------|
| D1495-C | 3/8 x 3/8 | 1-3/8 |
| D1495-L | 1/4 x 1/4 | 1-1/2 |
| D1495-S | 1/4 X 1/4 | 31/32 |

TERMINAL BOLT Steel




| Part No. | Pipe Thread | Length |
|----------|-------------|--------|
| D1496-DC | 1/2M X 3/8F | 2 |

TERMINAL BOLT Steel



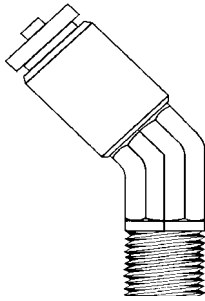
| Part No. | Male Pipe Thread | Female Pipe Thread | Length |
|-----------|------------------|--------------------|---------|
| D1497-DB | 1/2 | 1/4 | 2-5/32 |
| D1497-DBL | 1/2 | 1/4 | 2-17/32 |

TERMINAL BOLT Steel



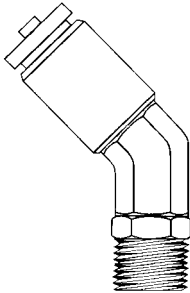
| Part No. | Male Pipe Thread | Female Pipe Thread | Length |
|-----------|------------------|--------------------|---------|
| D1498-DB | 1/2 | 1/4 | 2-7/8 |
| D1498-DBL | 1/2 | 1/4 | 3-15/16 |

MALE ELBOW 45°




| Part No. | Tube O.D. | Pipe Thread |
|-------------|-----------|-------------|
| D7054DT-4A | 1/4 | 1/8 |
| D7054DT-4B | 1/4 | 1/4 |
| D7054DT-6B | 3/8 | 1/4 |
| D7054DT-6C | 3/8 | 3/8 |
| D7054DT-8B | 1/2 | 1/4 |
| D7054DT-8C | 1/2 | 3/8 |
| D7054DT-10D | 5/8 | 1/2 |
| D7054DT-12D | 3/4 | 1/2 |

SWIVEL MALE ELBOW 45°



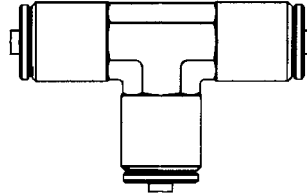
| Part No. | Tube O.D. | Pipe Thread |
|--------------|-----------|-------------|
| D7054DTS-4A | 1/4 | 1/8 |
| D7054DTS-4B | 1/4 | 1/4 |
| D7054DTS-6A | 3/8 | 1/8 |
| D7054DTS-6B | 3/8 | 1/4 |
| D7054DTS-8B | 1/2 | 1/4 |
| D7054DTS-8C | 1/2 | 3/8 |
| D7054DTS-10D | 5/8 | 1/2 |

UNION



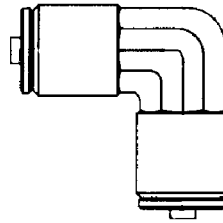
| Part No. | Tube O.D. |
|--------------|-----------|
| D7062DT-5/32 | 5/32 |
| D7062DT-4 | 1/4 |
| D7062DT-6 | 3/8 |
| D7062DT-8 | 1/2 |
| D7062DT-10 | 5/8 |

TEE



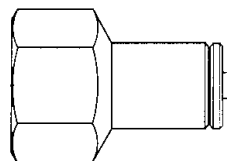
| Part No. | Tube O.D. |
|-----------|-----------|
| D7064DT-4 | 1/4 |
| D7064DT-6 | 3/8 |
| D7064DT-8 | 1/2 |

ELBOW 90°



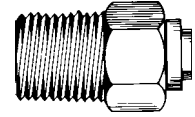
| Part No. | Tube O.D. |
|-----------|-----------|
| D7065DT-4 | 1/4 |
| D7065DT-6 | 3/8 |
| D7065DT-8 | 1/2 |

FEMALE ADAPTER



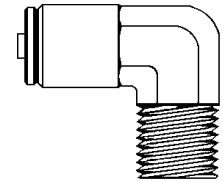
| Part No. | Tube O.D. | Pipe Thread |
|------------|-----------|-------------|
| D7066DT-4A | 1/4 | 1/8 |
| D7066DT-4B | 1/4 | 1/4 |
| D7066DT-6B | 3/8 | 1/4 |
| D7066DT-6C | 3/8 | 3/8 |
| D7066DT-8C | 1/2 | 3/8 |

MALE ADAPTER



| Part No. | Tube O.D. | Pipe Thread |
|---------------|-----------|-------------|
| D7068DT-5/32A | 5/32 | 1/8 |
| D7068DT-5/321 | 5/32 | 1/16 |
| D7068DT-4A | 1/4 | 1/8 |
| D7068DT-4B | 1/4 | 1/4 |
| D7068DT-4C | 1/4 | 3/8 |
| D7068DT-6A | 3/8 | 1/8 |
| D7068DT-6B | 3/8 | 1/4 |
| D7068DT-6C | 3/8 | 3/8 |
| D7068DT-6D | 3/8 | 1/2 |
| D7068DT-8B | 1/2 | 1/4 |
| D7068DT-8C | 1/2 | 3/8 |
| D7068DT-8D | 1/2 | 1/2 |
| D7068DT-10C | 5/8 | 3/8 |
| D7068DT-10D | 5/8 | 1/2 |
| D7068DT-12D | 3/4 | 1/2 |
| D7068DT-12E | 3/4 | 3/4 |

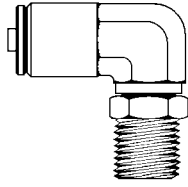
MALE ELBOW 90°



| Part No. | Tube O.D. | Pipe Thread |
|---------------|-----------|-------------|
| D7069DT-5/32A | 5/32 | 1/8 |
| D7069DT-4A | 1/4 | 1/8 |
| D7069DT-4B | 1/4 | 1/4 |
| D7069DT-4C | 1/4 | 3/8 |
| D7069DT-6A | 3/8 | 1/8 |
| D7069DT-6B | 3/8 | 1/4 |
| D7069DT-6C | 3/8 | 3/8 |
| D7069DT-6D | 3/8 | 1/2 |
| D7069DT-8B | 1/2 | 1/4 |
| D7069DT-8C | 1/2 | 3/8 |
| D7069DT-8D | 1/2 | 1/2 |
| D7069DT-10C | 5/8 | 3/8 |
| D7069DT-10D | 5/8 | 1/2 |
| D7069DT-12D | 3/4 | 1/2 |
| D7069DT-12E | 3/4 | 3/4 |

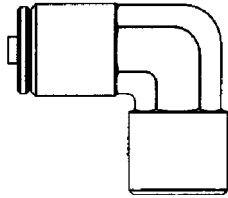
DOT Brass Push-to-Connect Air Brake Fittings

SWIVEL MALE ELBOW 90°



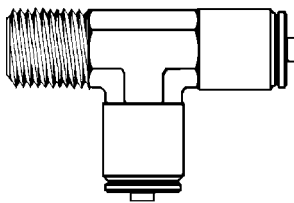
| Part No. | Tube O.D. | Pipe Thread |
|--------------|-----------|-------------|
| D7069DTS-4A | 1/4 | 1/8 |
| D7069DTS-4B | 1/4 | 1/4 |
| D7069DTS-4C | 1/4 | 3/8 |
| D7069DTS-6A | 3/8 | 1/8 |
| D7069DTS-6B | 3/8 | 1/4 |
| D7069DTS-6C | 3/8 | 3/8 |
| D7069DTS-6D | 3/8 | 1/2 |
| D7069DTS-8C | 1/2 | 3/8 |
| D7069DTS-8D | 1/2 | 1/2 |
| D7069DTS-10C | 5/8 | 3/8 |
| D7069DTS-10D | 5/8 | 1/2 |
| D7069DTS-12E | 3/4 | 3/4 |

FEMALE ELBOW 90°



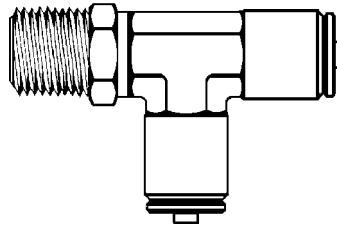
| Part No. | Tube O.D. | Pipe Thread |
|------------|-----------|-------------|
| D7070DT-4A | 1/4 | 1/8 |
| D7070DT-4B | 1/4 | 1/4 |
| D7070DT-4C | 1/4 | 3/8 |
| D7070DT-6B | 3/8 | 1/4 |
| D7070DT-6C | 3/8 | 3/8 |

MALE RUN TEE



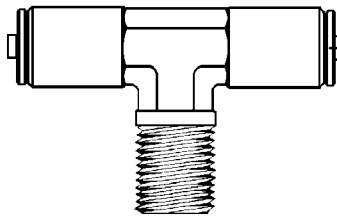
| Part No. | Tube O.D. | Pipe Thread |
|------------|-----------|-------------|
| D7071DT-4A | 1/4 | 1/8 |
| D7071DT-4B | 1/4 | 1/4 |
| D7071DT-6B | 3/8 | 1/4 |
| D7071DT-6C | 3/8 | 3/8 |
| D7071DT-8C | 1/2 | 3/8 |

SWIVEL MALE RUN TEE



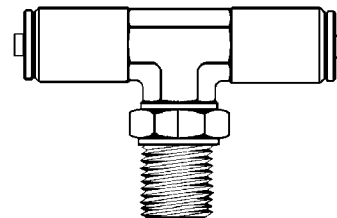
| Part No. | Tube O.D. | Pipe Thread |
|-------------|-----------|-------------|
| D7071DTS-4A | 1/4 | 1/8 |
| D7071DTS-4B | 1/4 | 1/4 |
| D7071DTS-6B | 3/8 | 1/4 |
| D7071DTS-6C | 3/8 | 3/8 |
| D7071DTS-8C | 1/2 | 3/8 |
| D7071DTS-8D | 1/2 | 1/2 |

MALE BRANCH TEE



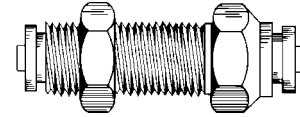
| Part No. | Tube O.D. | Pipe Thread |
|------------|-----------|-------------|
| D7072DT-4A | 1/4 | 1/8 |
| D7072DT-4B | 1/4 | 1/4 |
| D7072DT-6B | 3/8 | 1/4 |
| D7072DT-6C | 3/8 | 3/8 |
| D7072DT-8B | 1/2 | 1/4 |
| D7072DT-8C | 1/2 | 3/8 |

SWIVEL MALE BRANCH TEE



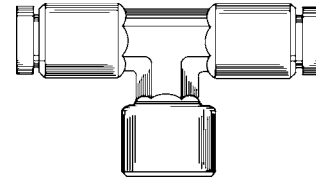
| Part No. | Tube O.D. | Pipe Thread |
|-------------|-----------|-------------|
| D7072DTS-4A | 1/4 | 1/8 |
| D7072DTS-4B | 1/4 | 1/4 |
| D7072DTS-6B | 3/8 | 1/4 |
| D7072DTS-6C | 3/8 | 3/8 |
| D7072DTS-8C | 1/2 | 3/8 |
| D7072DTS-8D | 1/2 | 1/2 |

BULKHEAD UNION



| Part No. | Tube O.D. |
|------------|-----------|
| D7077DT-4 | 1/4 |
| D7077DT-6 | 3/8 |
| D7077DT-8 | 1/2 |
| D7077DT-10 | 5/8 |

FEMALE BRANCH TEE

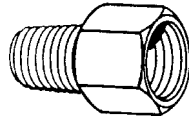


| Part No. | Tube O.D. | Pipe Thread |
|------------|-----------|-------------|
| D7078DT-4A | 1/4 | 1/8 |
| D7078DT-4B | 1/4 | 1/4 |
| D7078DT-6B | 3/8 | 1/4 |

Brake Line and Transmission Fittings



DUAL MASTER CYLINDER ADAPTER

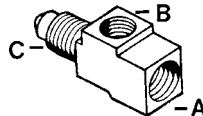


| Part No. | Inverted Male Thread (exceptions noted) | Inverted Female Thread (exceptions noted) |
|----------|--|--|
| D7911 | 3/16 (9/16-18) | 3/16 |
| D7913 | 3/16 (9/16-18) | 3/16 (1/2-20) |
| D7910 | 3/16 (9/16-20) | 3/16 |
| D7828 | 3/16 | 1/4 |
| D7818 | 1/4 | 3/16 |
| D7781 | 1/4 MPT | 1/4 |
| D7908 | 1/4 (9/16-18) | 1/4 |
| D7917* | 1/4 | 5/16 (1/2-20) |
| D7817* | 5/16 | 3/16 |
| D7909 | 5/16 | 3/16 |
| D7912 | 5/16 | 3/16 (9/16-18) |
| D7727* | 5/16 | 1/4 |
| D7829 | 5/16 | 1/4 |
| D1074* | 5/16 | 5/16 |
| D7915 | 5/16 | 3/8 |
| D7771 | 3/8 MPT | 5/16 |
| D7916 | 3/8 | 5/16 |
| D7732* | 7/16-20 | 1/4 |
| D1441 | 3/16 (3/8-24) BUBBLE | 3/16 (3/8-24) |
| D1442 | 10 mm BUBBLE | 3/16 (3/8-24) |
| D1443 | 10 mm | 3/16 (3/8-24) |

* Seals on Hex Face

METRIC TOWED TRAILER BRAKE TEE

| Part No. | DIM.A Female | DIM.B Female | DIM.C Male |
|----------|-----------------|-------------------|---------------|
| D7918 | 3/16 | 3/16 | 3/16 |
| | (M10 x 1.0) | 3/8-24(M10 x 1.0) | |



METRIC BRAKE ADAPTER

| Part No. | Male | Female | Tube O.D. |
|----------|-----------|-----------|--------------|
| D7935 | M11 x 1.5 | M10 x 1.0 | 3/16 |
| D7936 | M12 x 1.0 | M10 x 1.0 | 3/16 |
| D7937 | M13 x 1.5 | M10 x 1.0 | 3/16 |

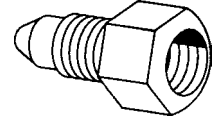


FUEL LINE NUTS

| Part No. | Size |
|-------------|-----------|
| DSFL-5-14MM | 14MM - GM |
| DSFL-6-16MM | 16MM - GM |

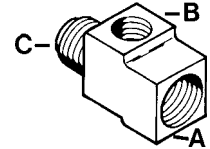


DUAL MASTER CYLINDER ADAPTER



| Part No. | Inverted Male Thread | Inverted Female Thread |
|----------|----------------------|------------------------|
| D7897 | 5/16 | 3/16 |

TOWED TRAILER BRAKE TEE




| Part No. | DIM.A Female | DIM.B Female | DIM.C Male |
|----------|--------------------|--------------------|--------------------|
| D7898 | 1/4 INV. - 7/16-24 | 1/4 INV. - 7/16-24 | 1/4 INV. - 7/16-24 |
| D7899 | 3/16 INV. - 3/8-24 | 1/4 INV. - 7/16-24 | 3/16 INV. - 3/8-24 |
| D7900 | 3/16 INV. - 3/8-24 | 3/16 INV. - 3/8-24 | 3/16 INV. - 3/8-24 |
| D7901 | 1/4 INV. - 7/16-24 | 3/16 INV. - 3/8-24 | 1/4 INV. - 7/16-24 |
| D7902 | 1/4 INV. - 7/16-24 | 3/16 INV. - 3/8-24 | 1/4 M.P.T. |
| D7904 | 1/4 (9/16-18) | 3/16 INV. - 3/8-24 | 1/4 (9/16-18) |
| D7905 | 3/16 (1/2-20) | 3/16 INV. - 3/8-24 | 5/16 INV. - 1/2-20 |
| D7906 | 3/16 (1/2-20) | 3/16 INV. - 3/8-24 | 1/2-20 INV. |
| D7914 | 3/16 (7/16-24) | 3/16 INV. - 3/8-24 | 1/4 INV. - 7/16-24 |
| D7933 | 3/16 (9/16-18) | 3/16 INV. - 3/8-24 | 3/16 (9/16-18) |

METRIC FLARE UNION

Bubble Flare-U.S. and Metric Thread


| Part No. | Female Bubble | Female Bubble |
|----------|---------------------------|--------------------|
| PC1190 | Tube 3/16 Thrd. 3/8-24 | 3/16 3/8-24 |
| PC1191 | Tube 3/16 10mm x 1.0 | 3/16 10mm x 1.0 |



METRIC FLARE UNION

Standard Flare-Metric Thread

| Part No. | Inverted Flare | Inverted Flare |
|----------|-------------------------|--------------------|
| PC1192 | Tube 3/16 10mm x 1.0 | 3/16 10mm x 1.0 |

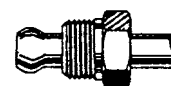


METRIC FLARE UNION


Standard Package 2 Pieces

| Part No. | Bubble Flare Seat | Thread Size |
|----------|----------------------|----------------|
| PC1193 | 6 mm | 12 mm x 1.0 |

For joining 6 mm metric thread, bubble flare 6 mm brake lines



BUBBLE FLARE



STANDARD FLARE

Brake Line and Transmission Fittings


METRIC BRAKE LINE FLARE NUTS



| Part No. | Tube Size | | Thread Size |
|----------|-----------|----------------|-------------------------------------|
| MA300 | 3/16 | Inverted Flare | 10mm x 1.0 Toyota (blue) |
| MA317 | 3/16 | Inverted Flare | 10mm x 1.0 Toyota/GM (blue) |
| MA327 | 3/16 | Inverted Flare | 10mm x 1.0 Toyota (blue) |
| MA343 | 3/16 | Inverted Flare | 10mm x 1.0 Japanese (blue) |
| MB311 | 3/16 | Bubble Flare | 3/8-24 British (violet) |
| MC300 | 3/16 | Bubble Flare | 10mm x 1.0 Euro/Domestic (olive) |
| MC313 | 1/4 | Bubble Flare | 12mm x 1.0 Ford (olive) |
| MC314 | 3/16 | Bubble Flare | 10mm x 1.0 VW/Audi (violet) |
| MC341 | 3/16 | Bubble Flare | 12mm x 1.0 GM/Ford (blue) |
| MC342 | 3/16 | Bubble Flare | 13mm x 1.5 GM/Ford (green) |
| MC343 | 3/16 | Bubble Flare | 11mm x 1.5 GM/Ford (orange/grey) |
| MC612 | 6mm | Bubble Flare | 12mm x 1.0 (olive) |
| MC613 | 6mm | Bubble Flare | 12mm x 1.5 (olive) |
| MC614 | 6mm | Bubble Flare | 14mm x 1.0 (black) |

FOREIGN CAR BRAKE LINE ADAPTORS

| Part No. | Female Inv. Flare | Male |
|----------|---------------------------|---------------------------------|
| PC1176 | Tube 3/16 Thrd. 3/8-24 | 3/16 (Inv. Fl.) 10mm x 1.0 |
| PC1177 | Tube 3/16 Thrd. 3/8-24 | 3/16 (Bubble Fl.) 3/8-24 |
| PC1178 | Tube 3/16 Thrd. 3/8-24 | 3/16 (Bubble Fl.) 10mm x 1.0 |



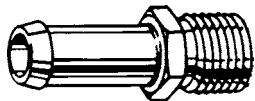
ADAPTORS - METRIC TO METRIC BUBBLE FLARE

| Part No. | Female Bubble Flare Seat | Male Bubble Flare Tube |
|----------|--------------------------|------------------------|
| PC1179 | 3/16 (10mm x 1.0) | 11mm x 1.5 |
| PC1180 | 3/16 (10mm x 1.0) | 12mm x 1.0 |
| PC1181 | 3/16 (10mm x 1.0) | 13mm x 1.5 |



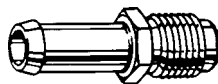
Carburetion Fittings

HOSE ADAPTER



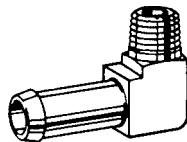
| Part No. | Hose I.D. | Pipe Size |
|----------|-----------|-----------|
| D1537 | 1/4 | 1/8 |
| D1581 | 1/4 | 1/4 |
| D1541 | 3/16 | 1/8 |
| D1551 | 5/16 | 1/8 |
| D1555 | 5/16 | 1/4 |
| D1564 | 3/8 | 1/4 |
| D1565 | 3/8 | 1/8 |
| D1566 | 3/8 | 3/8 |
| D1411 | 5/8 | 3/8 |

45° FLARE CONNECTOR



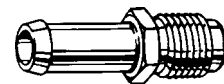
| Part No. | Hose I.D. | Tube Size |
|----------|-----------|-----------|
| D1567 | 3/8 | 5/16 |

MALE PIPE ELBOW 90°



| Part No. | Hose I.D. | Pipe Size |
|----------|-----------|-----------|
| D1582 | 1/4 | 1/8 |
| D1556 | 5/16 | 1/8 |
| D1557 | 5/16 | 1/4 |
| D1572 | 3/8 | 1/8 |
| D1571 | 3/8 | 1/4 |

MALE INVERTED CONNECTOR



| Part No. | Hose I.D. | Tube Size |
|----------|-----------|-----------|
| D1598 | 5/16 | 1/4 |
| D1560 | 5/16 | 5/16 |
| D1561 | 5/16 | 3/8 |
| D1568 | 3/8 | 5/16 |
| D1570 | 3/8 | 3/8 |

Threaded Sleeve Fittings

(Double Compression)

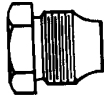


Usage: May be used with Copper, Brass and Aluminum. Not recommended with Steel Tubing.

Applications: Gas, Air, Oil, Water and lubrication systems.

Mechanical: Fitting easily assembled (2-piece). Tube should be bottomed on inside of fitting body. Do not over torque nut. Vibration control is fair - not as good as inverted flare.

THREADED SLEEVE NUT



| Part No. | Tube Size |
|----------|-----------|
| D181-2 | 1/8 |
| D181-3 | 3/16 |
| D181-4 | 1/4 |
| D181-5 | 5/16 |
| D181-6 | 3/8 |
| D181-8 | 1/2 |

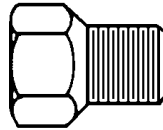
THREADED SLEEVE UNION



| Part No. | Tube Size |
|----------|-----------|
| DB182-2 | 1/8 |
| DB182-3 | 3/16 |
| DB182-4 | 1/4 |
| DB182-5 | 5/16 |

THREADED SLEEVE CONNECTOR

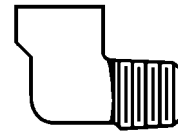
Tube to Male Pipe



| Part No. | Tube x Pipe |
|----------|-------------|
| DB188-2A | 1/8 x 1/8 |
| DB188-3A | 3/16 x 1/8 |
| DB188-3B | 3/16 x 1/4 |
| DB188-4A | 1/4 x 1/8 |
| DB188-4B | 1/4 x 1/4 |
| DB188-5A | 5/16 x 1/8 |
| DB188-5B | 5/16 x 1/4 |
| DB188-6B | 3/8 x 1/4 |
| DB188-8C | 1/2 x 3/8 |

THREADED SLEEVE ELBOW 90°

Tube to Male Pipe



| Part No. | Tube x Pipe |
|----------|-------------|
| DB189-2A | 1/8 x 1/8 |
| DB189-3A | 3/16 x 1/8 |
| DB189-4A | 1/4 x 1/8 |
| DB189-4B | 1/4 x 1/4 |
| DB189-5A | 5/16 x 1/8 |
| DB189-6B | 3/8 x 1/4 |

Precision Grip Fittings



Usage: May be used with Copper, Nylon, Plastic and Polyethylene Tubing.

Applications: Instrumentation, Air Control, Water and Lubrication Systems.

Mechanical: Fitting easily assembled – 3-piece put nut on tube first then slotted end of sleeve. Bottom tube on the inside of fitting body. Tighten nut and sleeve – do not over-torque. Excellent vibration control.

PRECISION GRIP COLLET



| Part No. | Tube Size |
|------------|-----------|
| D860-2 | 1/8 |
| D860-2 1/2 | 5/32 |
| D860-4 | 1/4 |

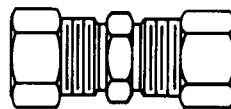
PRECISION GRIP NUT



| Part No. | Tube Size |
|------------|-----------|
| D861-2 | 1/8 |
| D861-2 1/2 | 5/32 |
| D861-4 | 1/4 |

PRECISION GRIP UNION

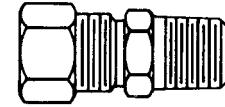
Tube to Tube



| Part No. | Tube Size |
|------------|-----------|
| D862-2 | 1/8 |
| D862-2 1/2 | 5/32 |
| D862-4 | 1/4 |

PRECISION GRIP CONNECTOR

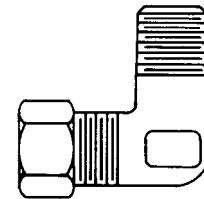
Tube to Male Pipe



| Part No. | Tube x Pipe |
|------------|-------------|
| D868-2 x 1 | 1/8 x 1/16 |
| D868-2A | 1/8 x 1/8 |
| D868-2 1/2 | 5/32 x 1/8 |
| D868-4A | 1/4 x 1/8 |
| D868-4B | 1/4 x 1/4 |

PRECISION GRIP ELBOW – 90°

Tube to Male Pipe



| Part No. | Tube x Pipe |
|------------|-------------|
| D869-2 x 1 | 1/8 x 1/16 |
| D869-2A | 1/8 x 1/8 |
| D869-4A | 1/4 x 1/8 |
| D869-4B | 1/4 x 1/4 |

Black Iron Pipe Nipples




CLOSE NIPPLES
 Schedule 40
 Schedule 40 Galvanized
 3000 lb. A106 Seamless



| Schedule 40 | Schedule 40 Galvanized | 3000 lb. A106 Seamless | Size |
|-------------|------------------------|------------------------|-------|
| DBM112-A | DBMG112-A | DHBM112-A | 1/8 |
| DBM112-B | DBMG112-B | DHBM112-B | 1/4 |
| DBM112-C | DBMG112-C | DHBM112-C | 3/8 |
| DBM112-D | DBMG112-D | DHBM112-D | 1/2 |
| DBM112-E | DBMG112-E | DHBM112-E | 3/4 |
| DBM112-F | DBMG112-F | DHBM112-F | 1 |
| DBM112-G | DBMG112-G | DHBM112-G | 1-1/4 |
| DBM112-H | DBMG112-H | DHBM112-H | 1-1/2 |
| DBM112-I | DBMG112-I | DHBM112-I | 2 |
| DBM112-J | DBMG112-J | DHBM112-J | 2-1/2 |
| DBM112-K | DBMG112-K | DHBM112-K | 3 |
| DBM112-L | DBMG112-L | DHBM112-L | 4 |

LONG NIPPLES
 Schedule 40
 Schedule 40 Galvanized
 3000 lb. A106 Seamless




| Schedule 40 | Schedule 40 Galvanized | 3000 lb. A106 Seamless | Size |
|---------------|------------------------|------------------------|-------------|
| DBM113-A1 1/2 | DBMG113-A1 1/2 | DHBM113-A1 1/2 | 1/8 x 1-1/2 |
| DBM113-A2 | DBMG113-A2 | DHBM113-A2 | 1/8 x 2 |
| DBM113-A2 1/2 | DBMG113-A2 1/2 | DHBM113-A2 1/2 | 1/8 x 2-1/2 |
| DBM113-A3 | DBMG113-A3 | DHBM113-A3 | 1/8 x 3 |
| DBM113-A3 1/2 | DBMG113-A3 1/2 | DHBM113-A3 1/2 | 1/8 x 3-1/2 |
| DBM113-A4 | DBMG113-A4 | DHBM113-A4 | 1/8 x 4 |
| DBM113-A4 1/2 | DBMG113-A4 1/2 | DHBM113-A4 1/2 | 1/8 x 4-1/2 |
| DBM113-A5 | DBMG113-A5 | DHBM113-A5 | 1/8 x 5 |
| DBM113-A5 1/2 | DBMG113-A5 1/2 | DHBM113-A5 1/2 | 1/8 x 5-1/2 |
| DBM113-A6 | DBMG113-A6 | DHBM113-A6 | 1/8 x 6 |
| DBM113-A7 | DBMG113-A7 | | 1/8 x 7 |
| DBM113-A8 | DBMG113-A8 | | 1/8 x 8 |
| DBM113-A9 | DBMG113-A9 | | 1/8 x 9 |
| DBM113-A10 | DBMG113-A10 | | 1/8 x 10 |
| DBM113-A11 | DBMG113-A11 | | 1/8 x 11 |
| DBM113-A12 | DBMG113-A12 | | 1/8 x 12 |
| DBM113-B1 1/2 | DBMG113-B1 1/2 | DHBM113-B1 1/2 | 1/4 x 1-1/2 |
| DBM113-B2 | DBMG113-B2 | DHBM113-B2 | 1/4 x 2 |
| DBM113-B2 1/2 | DBMG113-B2 1/2 | DHBM113-B2 1/2 | 1/4 x 2-1/2 |
| DBM113-B3 | DBMG113-B3 | DHBM113-B3 | 1/4 x 3 |
| DBM113-B3 1/2 | DBMG113-B3 1/2 | DHBM113-B3 1/2 | 1/4 x 3-1/2 |
| DBM113-B4 | DBMG113-B4 | DHBM113-B4 | 1/4 x 4 |
| DBM113-B4 1/2 | DBMG113-B4 1/2 | DHBM113-B4 1/2 | 1/4 x 4-1/2 |
| DBM113-B5 | DBMG113-B5 | DHBM113-B5 | 1/4 x 5 |
| DBM113-B5 1/2 | DBMG113-B5 1/2 | DHBM113-B5 1/2 | 1/4 x 5-1/2 |
| DBM113-B6 | DBMG113-B6 | DHBM113-B6 | 1/4 x 6 |
| DBM113-B7 | DBMG113-B7 | | 1/4 x 7 |
| DBM113-B8 | DBMG113-B8 | | 1/4 x 8 |
| DBM113-B9 | DBMG113-B9 | | 1/4 x 9 |
| DBM113-B10 | DBMG113-B10 | | 1/4 x 10 |
| DBM113-B11 | DBMG113-B11 | | 1/4 x 11 |
| DBM113-B12 | DBMG113-B12 | | 1/4 x 12 |
| DBM113-C1 1/2 | DBMG113-C1 1/2 | DHBM113-C1 1/2 | 3/8 x 1-1/2 |
| DBM113-C2 | DBMG113-C2 | DHBM113-C2 | 3/8 x 2 |
| DBM113-C2 1/2 | DBMG113-C2 1/2 | DHBM113-C2 1/2 | 3/8 x 2-1/2 |
| DBM113-C3 | DBMG113-C3 | DHBM113-C3 | 3/8 x 3 |
| DBM113-C3 1/2 | DBMG113-C3 1/2 | DHBM113-C3 1/2 | 3/8 x 3-1/2 |
| DBM113-C4 | DBMG113-C4 | DHBM113-C4 | 3/8 x 4 |
| DBM113-C4 1/2 | DGBM113-C4 1/2 | DHBM113-C4 1/2 | 3/8 X 4-1/2 |

| PIPE SIZE | 1/8 | 1/4 | 3/8 | 1/2 | 3/4 | 1 | 1-1/4 | 1-1/2 | 2 | 2-1/2 | 3 | 4 | 5 | 6 |
|-----------|-----|-----|-----|-----|-----|---|-------|-------|---|-------|---|---|---|---|
| CODE | A | B | C | D | E | F | G | H | I | J | K | L | M | N |

Black Iron Pipe Nipples



LONG NIPPLES
 Schedule 40
 Schedule 40 Galvanized
 3000 lb. A106 Seamless




| Schedule 40 | Schedule 40 Galvanized | 3000 lb. A106 Seamless | Size |
|---------------|------------------------|------------------------|---------------|
| DBM113-C5 | DBMG113-C5 | DHBM113-C5 | 3/8 x 5 |
| DBM113-C5 1/2 | DBMG113-C5 1/2 | DHBM113-C5 1/2 | 3/8 x 5-1/2 |
| DBM113-C6 | DBMG113-C6 | DHBM113-C6 | 3/8 x 6 |
| DBM113-C7 | DBMG113-C7 | | 3/8 x 7 |
| DBM113-C8 | DBMG113-C8 | | 3/8 x 8 |
| DBM113-C9 | DBMG113-C9 | | 3/8 x 9 |
| DBM113-C10 | DBMG113-C10 | | 3/8 x 10 |
| DBM113-C11 | DBMG113-C11 | | 3/8 x 11 |
| DBM113-C12 | DBMG113-C12 | | 3/8 x 12 |
| DBM113-D1 1/2 | DBMG113-D1 1/2 | DHBM113-D1 1/2 | 1/2 x -1/2 |
| DBM113-D2 | DBMG113-D2 | DHBM113-D2 | 1/2 x 2 |
| DBM113-D2 1/2 | DBMG113-D2 1/2 | DHBM113-D2 1/2 | 1/2 x 2-1/2 |
| DBM113-D3 | DBMG113-D3 | DHBM113-D3 | 1/2 x 3 |
| DBM113-D3 1/2 | DBMG113-D3 1/2 | DHBM113-D3 1/2 | 1/2 x 3-1/2 |
| DBM113-D4 | DBMG113-D4 | DHBM113-D4 | 1/2 x 4 |
| DBM113-D4 1/2 | DBMG113-D4 1/2 | DHBM113-D4 1/2 | 1/2 x 4-1/2 |
| DBM113-D5 | DBMG113-D5 | DHBM113-D5 | 1/2 x 5 |
| DBM113-D5 1/2 | DBMG113-D5 1/2 | DHBM113-D5 1/2 | 1/2 x 5-1/2 |
| DBM113-D6 | DBMG113-D6 | DHBM113-D6 | 1/2 x 6 |
| DBM113-D7 | DBMG113-D7 | | 1/2 x 7 |
| DBM113-D8 | DBMG113-D8 | | 1/2 x 8 |
| DBM113-D9 | DBMG113-D9 | | 1/2 x 9 |
| DBM113-D10 | DBMG113-D10 | | 1/2 x 10 |
| DBM113-D11 | DBMG113-D11 | | 1/2 x 11 |
| DBM113-D12 | DBMG113-D12 | | 1/2 x 12 |
| DBM113-E1 1/2 | DBMG113-E1 1/2 | DHBM113-E1 1/2 | 3/4 x 1 - 1/2 |
| DBM113-E2 | DBMG113-E2 | DHBM113-E2 | 3/4 x 2 |
| DBM113-E2 1/2 | DBMG113-E2 1/2 | DHBM113-E2 1/2 | 3/4 x 2-1/2 |
| DBM113-E3 | DBMG113-E3 | DHBM113-E3 | 3/4 x 3 |
| DBM113-E3 1/2 | DBMG113-E3 1/2 | DHBM113-E3 1/2 | 3/4 x 3-1/2 |
| DBM113-E4 | DBMG113-E4 | DHBM113-E4 | 3/4 x 4 |
| DBM113-E4 1/2 | DBMG113-E4 1/2 | DHBM113-E4 1/2 | 3/4 x 4-1/2 |
| DBM113-E5 | DBMG113-E5 | DHBM113-E5 | 3/4 x 5 |
| DBM113-E5 1/2 | DBMG113-E5 1/2 | DHBM113-E5 1/2 | 3/4 x 5-1/2 |
| DBM113-E6 | DBMG113-E6 | DHBM113-E6 | 3/4 x 6 |
| DBM113-E7 | DBMG113-E7 | | 3/4 x 7 |
| DBM113-E8 | DBMG113-E8 | | 3/4 x 8 |
| DBM113-E9 | DBMG113-E9 | | 3/4 x 9 |
| DBM113-E10 | DBMG113-E10 | | 3/4 x 10 |
| DBM113-E11 | DBMG113-E11 | | 3/4 x 11 |
| DBM113-E12 | DBMG113-E12 | | 3/4 x 12 |
| DBM113-F2 | DBMG113-F2 | DHBM113-F2 | 1 x 2 |
| DBM113-F2 1/2 | DBMG113-F2 1/2 | DHBM113-F2 1/2 | 1 x 2-1/2 |
| DBM113-F3 | DBMG113-F3 | DHBM113-F3 | 1 x 3 |
| DBM113-F3 1/2 | DBMG113-F3 1/2 | DHBM113-F3 1/2 | 1 x 3-1/2 |
| DBM113-F4 | DBMG113-F4 | DHBM113-F4 | 1 x 4 |
| DBM113-F4 1/2 | DBMG113-F4 1/2 | DHBM113-F4 1/2 | 1 x 4-1/2 |
| DBM113-F5 | DBMG113-F5 | DHBM113-F5 | 1 x 5 |
| DBM113-F5 1/2 | DBMG113-F5 1/2 | DHBM113-F5 1/2 | 1 x 5-1/2 |
| DBM113-F6 | DBMG113-F6 | DHBM113-F6 | 1 x 6 |
| DBM113-F7 | DBMG113-F7 | | 1 x 7 |
| DBM113-F8 | DBMG113-F8 | | 1 x 8 |
| DBM113-F9 | DBMG113-F9 | | 1 x 9 |
| DBM113-F10 | DBMG113-F10 | | 1 x 10 |
| DBM113-F11 | DBMG113-F11 | | 1 x 11 |
| DBM113-F12 | DBMG113-F12 | | 1 x 12 |
| DBM113-G2 | DBMG113-G2 | DHBM113-G2 | 1-1/4 x 2 |
| DBM113-G2 1/2 | DBMG113-G2 1/2 | DHBM113-G2 1/2 | 1-1/4 x 2-1/2 |
| DBM113-G3 | DBMG113-G3 | DHBM113-G3 | 1-1/4 x 3 |
| DBM113-G3 1/2 | DGBM113-G3 1/2 | DHBM113-G3 1/2 | 1-1/4 x 3-1/2 |

| PIPE SIZE | 1/8 | 1/4 | 3/8 | 1/2 | 3/4 | 1 | 1-1/4 | 1-1/2 | 2 | 2-1/2 | 3 | 4 | 5 | 6 |
|-----------|-----|-----|-----|-----|-----|---|-------|-------|---|-------|---|---|---|---|
| CODE | A | B | C | D | E | F | G | H | I | J | K | L | M | N |

Black Iron Pipe Nipples



LONG NIPPLES
 Schedule 40
 Schedule 40 Galvanized
 3000 lb. A106 Seamless



| Schedule 40 | Schedule 40 Galvanized | 3000 lb. A106 Seamless | Size |
|---------------|------------------------|------------------------|----------------|
| DBM113-G4 | DBMG113-G4 | DHBM113-G4 | 1-1/4 x 4 |
| DBM113-G4 1/2 | DBMG113-G4 1/2 | DHBM113-G4 1/2 | 1-1/4 x 4 -1/2 |
| DBM113-G5 | DBMG113-G5 | DHBM113-G5 | 1-1/4 x 5 |
| DBM113-G5 1/2 | DBMG113-G5 1/2 | DHBM113-G5 1/2 | 1-1/4 x 5-1/2 |
| DBM113-G6 | DBMG113-G6 | DHBM113-G6 | 1-1/4 x 6 |
| DBM113-G7 | DBMG113-G7 | | 1-1/4 x 7 |
| DBM113-G8 | DBMG113-G8 | | 1-1/4 x 8 |
| DBM113-G9 | DBMG113-G9 | | 1-1/4 x 9 |
| DBM113-G10 | DBMG113-G10 | | 1-1/4 x 10 |
| DBM113-G11 | DBMG113-G11 | | 1-1/4 x 11 |
| DBM113-H2 | DBMG113-H2 | DHBM113-H2 | 1-1/4 x 12 |
| DBM113-H2 1/2 | DBMG113-H2 1/2 | DHBM113-H2 1/2 | 1-1/2 x 2 |
| DBM113-H3 | DBMG113-H3 | DHBM113-H3 | 1-1/2 x 3 |
| DBM113-H3 1/2 | DBMG113-H3 1/2 | DHBM113-H3 1/2 | 1-1/2 x 3-1/2 |
| DBM113-H4 | DBMG113-H4 | DHBM113-H4 | 1-1/2 x 4 |
| DBM113-H4 1/2 | DBMG113-H4 1/2 | DHBM113-H4 1/2 | 1-1/2 x 4-1/2 |
| DBM113-H5 | DBMG113-H5 | DHBM113-H5 | 1-1/2 x 5 |
| DBM113-H5 1/2 | DBMG113-H5 1/2 | DHBM113-H5 1/2 | 1-1/2 x 5-1/2 |
| DBM113-H6 | DBMG113-H6 | DHBM113-H6 | 1-1/2 x 6 |
| DBM113-H7 | DBMG113-H7 | | 1-1/2 x 7 |
| DBM113-H8 | DBMG113-H8 | | 1-1/2 x 8 |
| DBM113-H9 | DBMG113-H9 | | 1-1/2 x 9 |
| DBM113-H10 | DBMG113-H10 | | 1-1/2 x 10 |
| DBM113-H11 | DBMG113-H11 | | 1-1/2 x 11 |
| DBM113-H12 | DBMG113-H12 | | 1-1/2 x 12 |
| DBM113-I2 1/2 | DBMG113-I2 1/2 | DHBM113-I2 1/2 | 2 x 2-1/2 |
| DBM113-I3 | DBMG113-I3 | DHBM113-I3 | 2 x 3 |
| DBM113-I3 1/2 | DBMG113-I3 1/2 | DHBM113-I3 1/2 | 2 x 3-1/2 |
| DBM113-I4 | DBMG113-I4 | DHBM113-I4 | 2 x 4 |
| DBM113-I4 1/2 | DBMG113-I4 1/2 | DHBM113-I4 1/2 | 2 x 4-1/2 |
| DBM113-I5 | DBMG113-I5 | DHBM113-I5 | 2 x 5 |
| DBM113-I5 1/2 | DBMG113-I5 1/2 | DHBM113-I5 1/2 | 2 x 5-1/2 |
| DBM113-I6 | DGBM112-I6 | DHBM112-I6 | 2 x 6 |

| PIPE SIZE | 1/8 | 1/4 | 3/8 | 1/2 | 3/4 | 1 | 1-1/4 | 1-1/2 | 2 | 2-1/2 | 3 | 4 | 5 | 6 |
|-----------|-----|-----|-----|-----|-----|---|-------|-------|---|-------|---|---|---|---|
| CODE | A | B | C | D | E | F | G | H | I | J | K | L | M | N |

Malleable Iron/Forged Pipe Fittings



ELBOW 90°

Schedule 40 (150#)
Schedule 40 (150#) Galvanized
Schedule 80 (300#)
3000 lb A105N



| Schedule 40 (150#) | Schedule 40 (150#) Galvanized | Schedule 80 (300#) | 3000 lb A105N | Size |
|--------------------|----------------------------------|--------------------|---------------|-------|
| DBM100-A | DBMG100-A | DHBM100-A | DXBM100-A | 1/8 |
| DBM100-B | DBMG100-B | DHBM100-B | DXBM100-B | 1/4 |
| DBM100-C | DBMG100-C | DHBM100-C | DXBM100-C | 3/8 |
| DBM100-D | DBMG100-D | DHBM100-D | DXBM100-D | 1/2 |
| DBM100-E | DBMG100-E | DHBM100-E | DXBM100-E | 3/4 |
| DBM100-F | DBMG100-F | DHBM100-F | DXBM100-F | 1 |
| DBM100-G | DBMG100-G | DHBM100-G | DXBM100-G | 1-1/4 |
| DBM100-H | DBMG100-H | DHBM100-H | DXBM100-H | 1-1/2 |
| DBM100-I | DBMG100-I | DHBM100-I | DXBM100-I | 2 |
| DBM100-J | DBMG100-J | DHBM100-J | DXBM100-J | 2-1/2 |
| DBM100-K | DBMG100-K | DHBM100-K | DXBM100-K | 3 |
| DBM100-L | DBMG100-L | DHBM100-L | DXBM100-L | 4 |
| DBM100-M | DBMG100-M | | | 5 |
| DBM100-N | DBMG100-N | | | 6 |

REDUCING ELBOW 90°

Schedule 40 (150#)
Schedule 40 (150#) Galvanized
Schedule 80 (300#)



| Schedule 40 (150#) | Schedule 40 (150#) Galvanized | Schedule 80 (300#) | Size |
|--------------------|----------------------------------|--------------------|---------------|
| DBM100-BA | DBMG100-BA | DHBM100-BA | 1/4 x 1/8 |
| DBM100-CB | DBMG100-CB | DHBM100-CB | 3/8 x 1/4 |
| DBM100-DB | DBMG100-DB | DHBM100-DB | 1/2 x 1/4 |
| DBM100-DC | DBMG100-DC | DHBM100-DC | 1/2 x 3/8 |
| DBM100-EC | DBMG100-EC | DHBM100-EC | 3/4 x 3/8 |
| DBM100-ED | DBMG100-ED | DHBM100-ED | 3/4 x 1/2 |
| DBM100-FD | DBMG100-FD | DHBM100-FD | 1 x 1/2 |
| DBM100-FE | DBMG100-FE | DHBM100-FE | 1 x 3/4 |
| DBM100-GD | DBMG100-GD | DHBM100-GD | 1-1/4 x 1/2 |
| DBM100-GE | DBMG100-GE | DHBM100-GE | 1-1/4 x 3/4 |
| DBM100-GF | DBMG100-GF | DHBM100-GF | 1-1/4 x 1 |
| DBM100-HD | DBMG100-HD | DHBM100-HD | 1-1/2 x 1/2 |
| DBM100-HE | DBMG100-HE | DHBM100-HE | 1-1/2 x 3/4 |
| DBM100-HF | DBMG100-HF | DHBM100-HF | 1-1/4 x 1 |
| DBM100-HG | DBMG100-HG | DHBM100-HG | 1-1/2 x 1-1/4 |
| DBM100-ID | DBMG100-ID | DHBM100-ID | 2 x 1/2 |
| DBM100-IE | DBMG100-IE | DHBM100-IE | 2 x 3/4 |
| DBM100-IF | DBMG100-IF | DHBM100-IF | 2 x 1 |
| DBM100-IG | DBMG100-IG | DHBM100-IG | 2 x 1-1/4 |
| DBM100-IH | DBMG100-IH | DHBM100-IH | 2 x 1-1/2 |
| DBM100-JH | DBMG100-JH | DHBM100-JH | 2-1/2 x 1-1/2 |
| DBM100-JI | DBMG100-JI | DHBM100-JI | 2-1/2 x 2 |
| DBM100-KF | DBMG100-KF | DHBM100-KF | 3 x 1 |
| DBM100-KI | DBMG100-KI | DHBM100-KI | 3 x 2 |
| DBM100-KJ | DBM100-KJ | DHBM100-KJ | 3 x 2-1/2 |

| PIPE SIZE | 1/8 | 1/4 | 3/8 | 1/2 | 3/4 | 1 | 1-1/4 | 1-1/2 | 2 | 2-1/2 | 3 | 4 | 5 | 6 |
|-----------|-----|-----|-----|-----|-----|---|-------|-------|---|-------|---|---|---|---|
| CODE | A | B | C | D | E | F | G | H | I | J | K | L | M | N |

Malleable Iron/Forged Pipe Fittings



TEE

Schedule 40 (150#)
Schedule 40 (150#) Galvanized
Schedule 80 (300#)
3000 lb A105N



| Schedule 40 (150#) | Schedule 40 (150#) Galvanized | Schedule 80 (300#) | 3000 lb A105N | Size |
|--------------------|-------------------------------|--------------------|---------------|-------|
| DBM101-A | DBMG101-A | DHBM101-A | DXBM101-A | 1/8 |
| DBM101-B | DBMG101-B | DHBM101-B | DXBM101-B | 1/4 |
| DBM101-C | DBMG101-C | DHBM101-C | DXBM101-C | 3/8 |
| DBM101-D | DBMG101-D | DHBM101-D | DXBM101-D | 1/2 |
| DBM101-E | DBMG101-E | DHBM101-E | DXBM101-E | 3/4 |
| DBM101-F | DBMG101-F | DHBM101-F | DXBM101-F | 1 |
| DBM101-G | DBMG101-G | DHBM101-G | DXBM101-G | 1-1/4 |
| DBM101-H | DBMG101-H | DHBM101-H | DXBM101-H | 1-1/2 |
| DBM101-I | DBMG101-I | DHBM101-I | DXBM101-I | 2 |
| DBM101-J | DBMG101-J | DHBM101-J | DXBM101-J | 2-1/2 |
| DBM101-K | DBMG101-K | DHBM101-K | DXBM101-K | 3 |
| DBM101-L | DBMG101-L | DHBM101-L | DXBM101-L | 4 |
| DBM101-M | DBMG101-M | | | 5 |
| DBM101-N | DBMG101-N | | | 6 |

REDUCING TEE

Schedule 40 (150#)
Schedule 40 (150#) Galvanized
Schedule 80 (300#)



| Schedule 40 (150#) | Schedule 40 (150#) Galvanized | Schedule 80 (300#) | Size |
|--------------------|-------------------------------|--------------------|-----------------------|
| DBM101-BA | DBMG101-BA | | 1/4 x 1/8 |
| DBM101-CB | DBMG101-CB | | 3/8 x 1/4 |
| DBM101-DB | DBMG101-DB | DHBM101-DB | 1/2 x 1/4 |
| DBM101-DC | DBMG101-DC | DHBM101-DC | 1/2 x 3/8 |
| DBM101-DE | | | 1/2 x 3/4 |
| DBM101-DF | | DHBM101-DF | 1/2 x 1 |
| DBM101-EB | DBMG101-EB | DHBM101-EB | 3/4 x 1/4 |
| DBM101-EC | DBMG101-EC | DHBM101-EC | 3/4 x 3/8 |
| DBM101-ED | DBMG101-ED | DHBM101-ED | 3/4 x 1/2 |
| DBM101-EDD | DBMG101-EDD | | 3/4 x 1/2 x 1/2 |
| DBM101-EDE | DBMG101-EDE | | 3/4 x 1/2 x 3/4 |
| DBM101-EF | | DHGM101-EF | 3/4 x 1 |
| DBM101-FD | | DHBM101-FD | 1 x 1/2 |
| DBM101-FDD | DBMG101-FDD | | 1 x 1/2 x 1/2 |
| DBM101-FDE | DBMG101-FDE | | 1 x 1/2 x 3/4 |
| DBM101-FDF | DBMG101-FDF | | 1 x 1/2 x 1 |
| DBM101-FE | DBMG101-FE | DHBM101-FE | 1 x 3/4 |
| DBM101-FED | DBMG101-FED | | 1 x 3/4 x 1/2 |
| DBM101-FEE | DBMG101-FEE | | 1 x 3/4 x 3/4 |
| DBM101-FEF | DBMG101-FEF | | 1 x 3/4 x 1 |
| DBM101-FG | | DHBM101-FG | 1 x 1-1/4 |
| DBM101-GD | DBMG101-GD | DHBM101-GD | 1-1/4 x 1/2 |
| DBM101-GDG | | | 1-1/4 x 1/2 x 1-1/4 |
| DBM101-GE | DBMG101-GE | DHBM101-GE | 1-1/4 x 3/4 |
| DBM101-GED | | | 1-1/4 x 3/4 x 1/2 |
| DBM101-GEF | DBMG101-GEF | | 1-1/4 x 3/4 x 1 |
| DBM101-GEG | DBMG101-GEG | | 1-1/4 x 3/4 x 1-1/4 |
| DBM101-GF | DBMG101-GF | DHBM101-GF | 1-1/4 x 1 |
| DBM101-GFD | DBMG101-GFD | | 1-1/4 x 1 x 1/2 |
| DBM101-GFE | DBMG101-GFE | | 1-1/4 x 1 x 3/4 |
| DBM101-GFF | DBMG101-GFF | | 1-1/4 x 1 x 1 |
| DBM101-HD | DBMG101-HD | DHBM101-HD | 1-1/2 x 1/2 |
| DBM101-HE | DBMG101-HE | DHBM101-HE | 1-1/2 x 3/4 |
| DBM101-HF | DBMG101-HF | DHBM101-HF | 1-1/2 x 1 |
| DBM101-HG | DBMG101-HG | DHBM101-HG | 1-1/2 x 1-1/4 |
| DBM101-HGG | | | 1-1/2 x 1-1/4 x 1-1/4 |
| DBM101-ID | DBMG101-ID | DHBM101-ID | 2 x 1/2 |
| DBM101-IE | DBMG101-IE | DHBM101-IE | 2 x 3/4 |
| DBM101-IF | DBMG101-IF | DHBM101-IF | 2 x 1 |

| PIPE SIZE | 1/8 | 1/4 | 3/8 | 1/2 | 3/4 | 1 | 1-1/4 | 1-1/2 | 2 | 2-1/2 | 3 | 4 | 5 | 6 |
|-----------|-----|-----|-----|-----|-----|---|-------|-------|---|-------|---|---|---|---|
| CODE | A | B | C | D | E | F | G | H | I | J | K | L | M | N |

Malleable Iron/Forged Pipe Fittings



REDUCING TEE

Schedule 40 (150#)
Schedule 40 (150#) Galvanized
Schedule 80 (300#)



| Schedule 40 (150#) | Schedule 40 (150#) Galvanized | Schedule 80 (300#) | Size |
|--------------------|-------------------------------|--------------------|---------------|
| DBM101-IFF | DBMG101-IFF | | 2 x 1 |
| DBM101-IG | DBMG101-IG | DHBM101-IG | 2 x 1-1/4 |
| DBM101-IH | DBMG101-IH | DHBM101-IH | 2 x 1-1/2 |
| DBM101-IJ | | | 2 x 2-1/2 |
| DBM101-JH | DBMG101-JH | | 2-1/2 x 1-1/2 |
| DBM101-JI | DBMG101-JI | | 2-1/2 x 2 |
| DBM101-KI | DBMG101-KI | DHBM101-KI | 3 x 2 |
| DBM101-LI | DBMG101-LI | | 4 x 2 |
| DBM101-LK | DBMG101-LK | | 4 x 3 |

CROSS

Schedule 40 (150#)
Schedule 40 (150#) Galvanized
3000 lb. A105N



| Schedule 40 (150#) | Schedule 40 (150#) Galvanized | 3000 lb. A105N | Size |
|--------------------|-------------------------------|----------------|-------|
| DBM102-B | DBMG102-B | | 1/4 |
| DBM102-C | DBMG102-C | | 3/8 |
| DBM102-D | DBMG102-D | DXBM102-D | 1/2 |
| DBM102-E | DBMG102-E | DXBM102-E | 3/4 |
| DBM102-F | DBMG102-F | DXBM102-F | 1 |
| DBM102-G | DBMG102-G | DXBM102-G | 1-1/4 |
| DBM102-H | DBMG102-H | DXBM102-H | 1-1/2 |
| DBM102-I | DBMG102-I | DXBM102-I | 2 |
| | | DXBM102-J | 2-1/4 |
| | DBMG102-K | DXBM102-K | 3 |
| | | DXBM102-L | 4 |

COUPLING

Schedule 40 (150#)
Schedule 40 (150#) Galvanized
Schedule 80 (300#)
3000 lb A105N



| Schedule 40 (150#) | Schedule 40 (150#) Galvanized | Schedule 80 (300#) | 3000 lb A105N | Size |
|--------------------|-------------------------------|--------------------|---------------|-------|
| DBM103-A | DBMG103-A | | DXBM103-A | 1/8 |
| DBM103-B | DBMG103-B | DHBM103-B | DXBM103-B | 1/4 |
| DBM103-C | DBMG103-C | DHBM103-C | DXBM103-C | 3/8 |
| DBM103-D | DBMG103-D | DHBM103-D | DXBM103-D | 1/2 |
| DBM103-E | DBMG103-E | DHBM103-E | DXBM103-E | 3/4 |
| DBM103-F | DBMG103-F | DHBM103-F | DXBM103-F | 1 |
| DBM103-G | DBMG103-G | DHBM103-G | DXBM103-G | 1-1/4 |
| DBM103-H | DBMG103-H | DHBM103-H | DXBM103-H | 1-1/2 |
| DBM103-I | DBMG103-I | DHBM103-I | DXBM103-I | 2 |
| DBM103-J | DBMG103-J | DHBM103-J | DXBM103-J | 2-1/2 |
| DBM103-K | DBMG103-K | DHBM103-K | DXBM103-K | 3 |
| DBM103-L | DBMG103-L | DHBM103-L | DXBM103-L | 4 |
| DBM103-N | DBMG103-N | | | 6 |

| PIPE SIZE | 1/8 | 1/4 | 3/8 | 1/2 | 3/4 | 1 | 1-1/4 | 1-1/2 | 2 | 2-1/2 | 3 | 4 | 5 | 6 |
|-----------|-----|-----|-----|-----|-----|---|-------|-------|---|-------|---|---|---|---|
| CODE | A | B | C | D | E | F | G | H | I | J | K | L | M | N |

Malleable Iron/Forged Pipe Fittings



MERCHANT COUPLINGS


Merchant Coupling Schedule 40
Merchant Coupling Half Coupling Schedule 40



| Merchant Coupling Schedule 40 | Merchant Coupling Half Schedule 40 | Size |
|-------------------------------|------------------------------------|-------|
| DBMS103-A | | 1/8 |
| DBMS103-B | DBMSH103-B | 1/4 |
| DBMS103-C | DBMSH103-C | 3/8 |
| DBMS103-D | DBMSH103-D | 1/2 |
| DBMS103-E | DBMSH103-E | 3/4 |
| DBMS103-F | DBMSH103-F | 1 |
| DBMS103-G | DBMSH103-G | 1-1/4 |
| DBMS103-H | DBMSH103-H | 1-1/2 |
| DBMS103-I | DBMSH103-I | 2 |
| DBMS103-J | DBMSH103-J | 2-1/2 |
| DBMS103-K | | 3 |
| DBMS103-L | | 4 |
| | | 6 |

UNION

Schedule 40 (150#)
Schedule 40 (150#) Galvanized
Schedule 80 (300#)
3000 # A105N



| Schedule 40 (150#) | Schedule 40 (150#) Galvanized | Schedule 80 (300#) | 3000 lb A105N | Size |
|--------------------|-------------------------------|--------------------|---------------|-----------|
| DBM104-A | DBMG104-A | DHBM104-A | DXBM104-A | 1/8 |
| DBM104-B | DBMG104-B | DHBM104-B | DXBM104-B | 1/4 |
| DBM104-C | DBMG104-C | DHBM104-C | DXBM104-C | 3/8 |
| DBM104-D | DBMG104-D | DHBM104-D | DXBM104-D | 1/2 |
| DBM104-E | DBMG104-E | DHBM104-E | DXBM104-E | 3/4 |
| DBM104-ED | DBMG104-ED | | | 3/4 x 1/2 |
| DBM104-F | DBMG104-F | DHBM104-F | DXBM104-F | 1 |
| DBM104-FD | DBMG104-FD | | | 1 x 1/2 |
| DBM104-G | DBMG104-G | DHBM104-G | DXBM104-G | 1-1/4 |
| DBM104-H | DBMG104-H | DHBM104-H | DXBM104-H | 1-1/2 |
| DBM104-I | DBMG104-I | DHBM104-I | DXBM104-I | 2 |
| DBM104-J | DBMG104-J | DHBM104-J | DXBM104-J | 2-1/2 |
| DBM104-K | DBMG104-K | DHBM104-K | DXBM104-K | 3 |
| DBM104-L | DBMG104-L | DHBM104-L | DXBM104-L | 4 |

ELBOW 45°

Schedule 40 (150#)
Schedule 40 (150#) Galvanized
Schedule 80 (300#)
3000 # A105N



| Schedule 40 (150#) | Schedule 40 (150#) Galvanized | Schedule 80 (300#) | 3000 lb A105N | Size |
|--------------------|-------------------------------|--------------------|---------------|-------|
| DBM105-A | DBMG105-A | | DXBM105-A | 1/8 |
| DBM105-B | DBMG105-B | DHBM105-B | DXBM105-B | 1/4 |
| DBM105-C | DBMG105-C | DHBM105-C | DXBM105-C | 3/8 |
| DBM105-D | DBMG105-D | DHBM105-D | DXBM105-D | 1/2 |
| DBM105-E | DBMG105-E | DHBM105-E | DXBM105-E | 3/4 |
| DBM105-F | DBMG105-F | DHBM105-F | DXBM105-F | 1 |
| DBM105-G | DBMG105-G | DHBM105-G | DXBM105-G | 1-1/4 |
| DBM105-H | DBMG105-H | DHBM105-H | DXBM105-H | 1-1/2 |
| DBM105-I | DBMG105-I | DHBM105-I | DXBM105-I | 2 |
| DBM105-J | DBMG105-J | DHBM105-J | DXBM105-J | 2-1/2 |
| DBM105-K | DBMG105-K | DHBM105-K | DXBM105-K | 3 |
| DBM105-L | DBMG105-L | DHBM105-L | DXBM105-L | 4 |
| DBM105-N | DBMG105-N | | | 6 |

| PIPE SIZE | 1/8 | 1/4 | 3/8 | 1/2 | 3/4 | 1 | 1-1/4 | 1-1/2 | 2 | 2-1/2 | 3 | 4 | 5 | 6 |
|-----------|-----|-----|-----|-----|-----|---|-------|-------|---|-------|---|---|---|---|
| CODE | A | B | C | D | E | F | G | H | I | J | K | L | M | N |

Malleable Iron/Forged Pipe Fittings



CAP
 Schedule 40 (150#)
 Schedule 40 (150#) Galvanized
 Schedule 80 (300#)
 3000 lb A105N



| Schedule 40 (150#) | Schedule 40 (150#) Galvanized | Schedule 80 (300#) | 3000 lb A105N | Size |
|--------------------|-------------------------------|--------------------|---------------|-------|
| DBM108-A | DBMG108-A | | DXBM108-A | 1/8 |
| DBM108-B | DBMG108-B | DHBM108-B | DXBM108-B | 1/4 |
| DBM108-C | DBMG108-C | DHBM108-C | DXBM108-C | 3/8 |
| DBM108-D | DBMG108-D | DHBM108-D | DXBM108-D | 1/2 |
| DBM108-E | DBMG108-E | DHBM108-E | DXBM108-E | 3/4 |
| DBM108-F | DBMG108-F | DHBM108-F | DXBM108-F | 1 |
| DBM108-G | DBMG108-G | DHBM108-G | DXBM108-G | 1-1/4 |
| DBM108-H | DBMG108-H | DHBM108-H | DXBM108-H | 1-1/2 |
| DBM108-I | DBMG108-I | DHBM108-I | DXBM108-I | 2 |
| DBM108-J | DBMG108-J | DHBM108-J | DXBM108-J | 2-1/2 |
| DBM108-K | DBMG108-K | DHBM108-K | DXBM108-K | 3 |
| DBM108-L | DBMG108-L | DHBM108-L | DXBM108-L | 4 |
| DBM108-N | DBMG108-N | | | 6 |

PLUG - SQUARE HEAD CORED
 Schedule 40 (150#)
 Schedule 40 (150#) Galvanized
 3000 lb A105N



| Schedule 40 (150#) | Schedule 40 (150#) Galvanized | 3000 lb A105N | Size |
|--------------------|-------------------------------|---------------|-------|
| DBM109-A | DBMG109-A | DXBM109-A | 1/8 |
| DBM109-B | DBMG109-B | DXBM109-B | 1/4 |
| DBM109-C | DBMG109-C | DXBM109-C | 3/8 |
| DBM109-D | DBMG109-D | DXBM109-D | 1/2 |
| DBM109-E | DBMG109-E | DXBM109-E | 3/4 |
| DBM109-F | DBMG109-F | DXBM109-F | 1 |
| DBM109-G | DBMG109-G | DXBM109-G | 1-1/4 |
| DBM109-H | DBMG109-H | DXBM109-H | 1-1/2 |
| DBM109-I | DBMG109-I | DXBM109-I | 2 |
| DBM109-J | DBMG109-J | DXBM109-J | 2-1/2 |
| DBM109-K | DBMG109-K | DXBM109-K | 3 |
| DBM109-L | DBMG109-L | DXBM109-L | 4 |
| DBM109-N | DBMG109-N | | 6 |

HEX BUSHING
 Schedule 40 (150#)
 Schedule 40 (150#) Galvanized
 3000 lb A105N



| Schedule 40 (150#) | Schedule 40 (150#) Galvanized | 3000 lb A105N | Size |
|--------------------|-------------------------------|---------------|-------------|
| DBM110-BA | DBMG110-BA | DXBM110-BA | 1/4 x 1/8 |
| DBM110-CA | DBMG110-CA | DXBM110-CA | 3/8 x 1/8 |
| DBM110-CB | DBMG110-CB | DXBM110-CB | 3/8 x 1/4 |
| DBM110-DA | DBMG110-DA | DXBM110-DA | 1/2 x 1/8 |
| DBM110-DB | DBMG110-DB | DXBM110-DB | 1/2 x 1/4 |
| DBM110-DC | DBMG110-DC | DXBM110-DC | 1/2 x 3/8 |
| DBM110-EA | DBMG110-EA | DXBM110-EA | 3/4 x 1/8 |
| DBM110-EB | DBMG110-EB | DXBM110-EB | 3/4 x 1/4 |
| DBM110-EC | DBMG110-EC | DXBM110-EC | 3/4 x 3/8 |
| DBM110-ED | DBMG110-ED | DXBM110-ED | 3/4 x 1/2 |
| DBM110-FB | DBMG110-FB | DXBM110-FB | 1 x 1/4 |
| DBM110-FC | DBMG110-FC | DXBM110-FC | 1 x 3/8 |
| DBM110-FD | DBMG110-FD | DXBM110-FD | 1 x 1/2 |
| DBM110-FE | DBMG110-FE | DXBM110-FE | 1 x 3/4 |
| DBM110-GB | DBMG110-GB | DXBM110-GB | 1-1/4 x 1/4 |
| DBM110-GC | DBMG110-GC | DXBM110-GC | 1-1/4 x 3/8 |
| DBM110-GD | DBMG110-GD | DXBM110-GD | 1-1/4 x 1/2 |
| DBM110-GE | DBMG110-GE | DXBM110-GE | 1-1/4 x 3/4 |
| DBM110-GF | DBMG110-GF | DXBM110-GF | 1-1/4 x 1 |
| DBM110-HB | DBMG110-HB | | 1-1/2 x 1/4 |

| PIPE SIZE | 1/8 | 1/4 | 3/8 | 1/2 | 3/4 | 1 | 1-1/4 | 1-1/2 | 2 | 2-1/2 | 3 | 4 | 5 | 6 |
|-----------|-----|-----|-----|-----|-----|---|-------|-------|---|-------|---|---|---|---|
| CODE | A | B | C | D | E | F | G | H | I | J | K | L | M | N |

Malleable Iron/Forged Pipe Fittings



HEX BUSHING
 Schedule 40 (150#)
 Schedule 40 (150#) Galvanized
 3000 lb A105N



| Schedule 40 (150#) | Schedule 40 (150#) Galvanized | 3000 lb A105N | Size |
|--------------------|-------------------------------|---------------|---------------|
| DBM110-HC | DBMG110-HC | DXBM110-HC | 1-1/2 x 3/8 |
| DBM110-HD | DBMG110-HD | DXBM110-HD | 1-1/2 x 1/2 |
| DBM110-HE | DBMG110-HE | DXBM110-HE | 1-1/2 x 3/4 |
| DBM110-HF | DBMG110-HF | DXBM110-HF | 1-1/2 x 1 |
| DBM110-HG | DBMG110-HG | DXBM110-HG | 1-1/2 x 1-1/4 |
| DBM110-ID | DBMG110-ID | DXBM110-ID | 2 x 1/2 |
| DBM110-IE | DBMG110-IE | DXBM110-IE | 2 x 3/4 |
| DBM110-IF | DBMG110-IF | DXBM110-IF | 2 x 1 |
| DBM110-IG | DBMG110-IG | DXBM110-IG | 2 x 1-1/4 |
| DBM110-IH | DBMG110-IH | DXBM110-IH | 2 x 1-1/2 |
| DBM110-JF | DBMG110-JF | DXBM110-JF | 2-1/2 x 1 |
| DBM110-JG | DBMG110-JG | DXBM110-JG | 2-1/2 x 1-1/4 |
| DBM110-JH | DBMG110-JH | DXBM110-JH | 2-1/2 x 1-1/2 |
| DBM110-JI | DBMG110-JI | DXBM110-JI | 2-1/2 x 2 |
| DBM110-KG | DBMG110-KG | DXBM110-KG | 3 x 1-1/4 |
| DBM110-KH | DBMG110-KH | DXBM110-KH | 3 x 1-1/2 |
| DBM110-KI | DBMG110-KI | DXBM110-KI | 3 x 2 |
| DBM110-KJ | DBMG110-KJ | DXBM110-KJ | 4 x 2-1/2 |
| DBM110-LI | DBMG110-LI | DXBM110-LI | 4 x 2 |
| DBM110-LK | DBMG110-LK | DXBM110-LK | 4 x 3 |
| DBM110-NI | DBMG110-NI | | 6 x 2 |
| DBM110-NK | DBMG110-NK | | 6 x 3 |
| DBM110-NL | DBMG110-NL | | 6 x 4 |
| DBM110-NM | DBMG110-NM | | 6 x 5 |

LOCKNUT
 Schedule 40 (150#)
 Schedule 40 (150#) Galvanized



| Schedule 40 (150#) | Schedule 40 (150#) Galvanized | Size |
|--------------------|-------------------------------|-------|
| DBM111-D | DBMG111-D | 1/2 |
| DBM111-E | DBMG111-E | 3/4 |
| DBM111-F | DBMG111-F | 1 |
| DBM111-G | DBMG111-G | 1-1/4 |
| DBM111-H | DBMG111-H | 1-1/2 |
| DBM111-I | DBMG111-I | 2 |

STREET ELBOW 90°
 Schedule 40 (150#)
 Schedule 40 (150#) Galvanized
 Schedule 80 (300#)
 3000 lb A105N



| Schedule 40 (150#) | Schedule 40 (150#) Galvanized | Schedule 80 (300#) | 3000 lb A105N | Size |
|--------------------|-------------------------------|--------------------|---------------|-------|
| DBM116-A | DBMG116-A | | DXBM116-A | 1/8 |
| DBM116-B | DBMG116-B | DHBM116-B | DXBM116-B | 1/4 |
| DBM116-C | DBMG116-C | DHBM116-C | DXBM116-C | 3/8 |
| DBM116-D | DBMG116-D | DHBM116-D | DXBM116-D | 1/2 |
| DBM116-E | DBMG116-E | DHBM116-E | DXBM116-E | 3/4 |
| DBM116-F | DBMG116-F | DHBM116-F | DXBM116-F | 1 |
| DBM116-G | DBMG116-G | DHBM116-G | DXBM116-G | 1-1/4 |
| DBM116-H | DBMG116-H | DHBM116-H | DXBM116-H | 1-1/2 |
| DBM116-I | DBMG116-I | DHBM116-I | DXBM116-I | 2 |
| DBM116-J | DBMG116-J | DHBM116-J | | 2-1/2 |
| DBM116-K | DBMG116-K | DHBM116-K | | 3 |
| DBM116-L | DBMG116-L | DHBM116-L | | 4 |

| PIPE SIZE | 1/8 | 1/4 | 3/8 | 1/2 | 3/4 | 1 | 1-1/4 | 1-1/2 | 2 | 2-1/2 | 3 | 4 | 5 | 6 |
|-----------|-----|-----|-----|-----|-----|---|-------|-------|---|-------|---|---|---|---|
| CODE | A | B | C | D | E | F | G | H | I | J | K | L | M | N |

Malleable Iron/Forged Pipe Fittings



REDUCING COUPLING
 Schedule 40 (150#)
 Schedule 40 (150#) Galvanized
 Schedule 80 (300#)
 3000 lb A105N



| Schedule 40 (150#) | Schedule 40 (150#) Galvanized | Schedule 80 (300#) | 3000 lb A105N | Size |
|--------------------|----------------------------------|--------------------|---------------|---------------|
| DBM119-BA | DBMG119-BA | | DXBM119-BA | 1/4 x 1/8 |
| DBM119-CA | DBMG119-CA | | DXBM119-CA | 3/8 x 1/8 |
| DBM119-CB | DBMG119-CB | DHBM119-CB | DXBM119-CB | 3/8 x 1/4 |
| DBM119-DA | DBMG119-DA | | DXBM119-DA | 1/2 x 1/8 |
| DBM119-DB | DBMG119-DB | DHBM119-DB | DXBM119-DB | 1/2 x 1/4 |
| DBM119-DC | DBMG119-DC | DHBM119-DC | DXBM119 | 1/2 x 3/8 |
| DBM119-EB | DBMG119-EB | DHBM119-EB | DXBM119-EB | 3/4 x 1/4 |
| DBM119-EC | DBMG119-EC | DHBM119-EC | DXBM119-EC | 3/4 x 3/8 |
| DBM119-ED | DBMG119-ED | DHBM119-ED | DXBM119-ED | 3/4 x 1/2 |
| DBM119-FB | DBMG119-FB | DHBM119-FB | DXBM119-FB | 1 x 1/4 |
| DBM119-FC | DBMG119-FC | DHBM119-FC | DXBM119-FC | 1 x 3/8 |
| DBM119-FD | DBMG119-FD | DHBM119-FD | DXBM119-FD | 1 x 1/2 |
| DBM119-FE | DBMG119-FE | DHBM119-FE | DXBM119-FE | 1 x 3/4 |
| DBM119-GD | DBMG119-GD | DHBM119-GD | DXBM119-GD | 1-1/4 x 1/2 |
| DBM119-GE | DBMG119-GE | DHBM119-GE | DXBM119-GE | 1-1/4 x 3/4 |
| DBM119-GF | DBMG119-GF | DHBM119-GF | DXBM119-GF | 1-1/4 x 1 |
| DBM119-HD | DBMG119-HD | DHBM119-HD | DXBM119-HD | 1-1/2 x 1/2 |
| DBM119-HE | DBMG119-HE | DHBM119-HE | DXBM119-HE | 1-1/2 x 3/4 |
| DBM119-HF | DBMG119-HF | DHBM119-HF | DXBM119-HF | 1-1/2 x 1 |
| DBM119-HG | DBMG119-HG | DHBM119-HG | DXBM119-HG | 1-1/2 x 1-1/4 |
| DBM119-ID | DBMG119-ID | DHBM119-ID | DXBM119-ID | 2 x 1/2 |
| DBM119-IE | DBMG119-IE | DHBM119-IE | DXBM119-IE | 2 x 3/4 |
| DBM119-IF | DBMG119-IF | DHBM119-IF | DXBM119-IF | 2 x 1 |
| DBM119-IG | DBMG119-IG | DHBM119-IG | DXBM119-IG | 2 x 1-1/4 |
| DBM119-IH | DBMG119-IH | DHBM119-IH | DXBM119-IH | 2 x 1-1/2 |
| DBM119-JF | DBMG119-JF | | | 2-1/2 x 1 |
| DBM119-JG | DBMG119-JG | DHBM119-JG | DXBM119-JG | 2-1/2 x 1-1/4 |
| DBM119-JH | DBMG119-JH | DHBM119-JH | DXBM119-JH | 2-1/2 x 1-1/2 |
| DBM119-JI | DBMG119-JI | DHBM119-JI | DXBM119-JI | 2-1/2 x 2 |
| DBM119-KH | DBMG119-KH | DHBM119-KH | DXBM119-KH | 3 x 1-1/2 |
| DBM119-KI | DBMG119-KI | DHBM119-KI | DXBM119-KI | 3 x 2 |
| DBM119-KJ | DBMG119-KJ | DHBM119-KJ | DXBM119-KJ | 3 x 2-1/2 |
| DBM119-LI | DBMG119-LI | | DXBM119-LI | 4 x 2 |
| DBM119-LJ | DBMG119-LJ | | DXBM119-LJ | 4 x 2-1/2 |
| DBM119-LK | DBMG119-LK | DHBM119-LK | DXBM119-LK | 4 x 3 |
| DBM119-NL | DBMG119-NL | | | 6 x 4 |

STREET ELBOW 45°
 Schedule 40 (150#)
 Schedule 40 (150#) Galvanized
 Schedule 80 (300#)



| Schedule 40 (150#) | Schedule 40 (150#) Galvanized | Schedule 80 (300#) | Size |
|--------------------|----------------------------------|--------------------|-------|
| DBM124-A | DBMG124-A | DHBM124-A | 1/8 |
| DBM124-B | DBMG124-B | DHBM124-B | 1/4 |
| DBM124-C | DBMG124-C | DHBM124-C | 3/8 |
| DBM124-D | DBMG124-D | DHBM124-D | 1/2 |
| DBM124-E | DBMG124-E | DHBM124-E | 3/4 |
| DBM124-F | DBMG124-F | DHBM124-F | 1 |
| DBM124-G | DBMG124-G | DHBM124-G | 1-1/4 |
| DBM124-H | DBMG124-H | DHBM124-H | 1-1/2 |
| DBM124-I | DBMG124-I | DHBM124-I | 2 |

FLOOR FLANGE
 Schedule 40 (150#)



| Schedule 40 (150#) | Size |
|--------------------|-------|
| DBMFF- A | 1/8 |
| DBMFF- B | 1/4 |
| DBMFF- C | 3/8 |
| DBMFF- D | 1/2 |
| DBMFF- E | 3/4 |
| DBMFF- F | 1 |
| DBMFF- G | 1-1/4 |
| DBMFF- H | 1-1/2 |
| DBMFF- I | 2 |

| PIPE SIZE | 1/8 | 1/4 | 3/8 | 1/2 | 3/4 | 1 | 1-1/4 | 1-1/2 | 2 | 2-1/2 | 3 | 4 | 5 | 6 |
|-----------|-----|-----|-----|-----|-----|---|-------|-------|---|-------|---|---|---|---|
| CODE | A | B | C | D | E | F | G | H | I | J | K | L | M | N |

J.I.C. 37° Flare - Steel



Usage: Flare tube fittings may be used with all metal tubing: aluminum, copper, steel, stainless steel, etc. and any non-metallic tubing that can be flared.

Applications: Steel fittings are used in medium and high pressure lines in hydraulics, gasoline and diesel engines in industry, construction and agricultural equipment.

Mechanical: Although this is a 3-piece fitting, tubing must be flared (37°). Tubing should be cut with a tube cutter. All burrs should be removed with a deburring tool. Fittings can be disassembled and re-assembled numerous times. They have good vibration resistance under any conditions.

37° FLARE J.I.C. SLEEVE



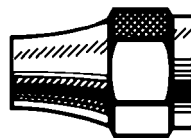
| Part No. | Tube Size |
|----------|-----------|
| DS359-2 | 1/8 |
| DS359-3 | 3/16 |
| DS359-4 | 1/4 |
| DS359-5 | 5/16 |
| DS359-6 | 3/8 |
| DS359-8 | 1/2 |
| DS359-10 | 5/8 |
| DS359-12 | 3/4 |
| DS359-14 | 7/8 |
| DS359-16 | 1 |
| DS359-20 | 1-1/4 |
| DS359-24 | 1-1/2 |
| DS359-32 | 2 |

37° FLARE J.I.C. NUT (3-Piece)



| Part No. | Tube Size |
|----------|-----------|
| DS340-2 | 1/8 |
| DS340-3 | 3/16 |
| DS340-4 | 1/4 |
| DS340-5 | 5/16 |
| DS340-6 | 3/8 |
| DS340-8 | 1/2 |
| DS340-10 | 5/8 |
| DS340-12 | 3/4 |
| DS340-14 | 7/8 |
| DS340-16 | 1 |
| DS340-20 | 1-1/4 |
| DS340-24 | 1-1/2 |
| DS340-32 | 2 |

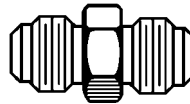
37° FLARE J.I.C. NUT (2-Piece)



| Part No. | Tube Size |
|----------|-----------|
| DS341-4 | 1/4 |
| DS341-5 | 5/16 |
| DS341-6 | 3/8 |
| DS341-8 | 1/2 |
| DS341-10 | 5/8 |
| DS341-12 | 3/4 |
| DS341-14 | 7/8 |
| DS341-16 | 1 |
| DS341-20 | 1-1/4 |

37° FLARE J.I.C. SMALL HEX UNION

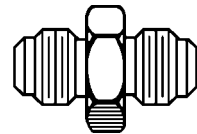
Tube to Tube



| Part No. | Tube Size |
|-------------|-----------|
| DS342-2 | 1/8 |
| DS342-3 | 3/16 |
| DS342-4 | 1/4 |
| DS342-5 | 5/16 |
| DS342-6 | 3/8 |
| DS342-6-4 | 3/8 x 1/4 |
| DS342-8 | 1/2 |
| DS342-8-6 | 1/2 x 3/8 |
| DS342-10 | 5/8 |
| DS342-10-8 | 5/8 x 1/2 |
| DS342-12 | 3/4 |
| DS342-12-8 | 3/4 x 1/2 |
| DS342-12-10 | 3/4 x 5/8 |
| DS342-14 | 7/8 |
| DS342-16 | 1 |
| DS342-16-12 | 1 x 3/4 |
| DS342-20 | 1-1/4 |
| DS342-24 | 1-1/2 |
| DS342-32 | 2 |

37° FLARE J.I.C. LARGE HEX UNION

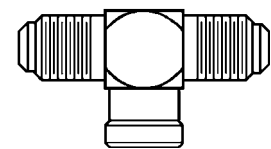
Tube to Tube



| Part No. | Tube Size |
|------------|-----------|
| DS342LH-4 | 1/4 |
| DS342LH-5 | 5/16 |
| DS342LH-6 | 3/8 |
| DS342LH-8 | 1/2 |
| DS342LH-10 | 5/8 |
| DS342LH-12 | 3/4 |
| DS342LH-16 | 1 |
| DS342LH-20 | 1-1/4 |

37° FLARE J.I.C. TEE

Tube to Female Pipe on Branch



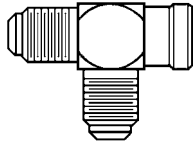
| Part No. | Size | |
|-----------|-------|-------|
| | Body | Pipe |
| DS336-4A | 1/4 | 1/8 |
| DS336-4B | 1/4 | 1/4 |
| DS336-5A | 5/16 | 1/8 |
| DS336-6B | 3/8 | 1/4 |
| DS336-6C | 3/8 | 3/8 |
| DS336-8C | 1/2 | 3/8 |
| DS336-8D | 1/2 | 1/2 |
| DS336-10D | 5/8 | 1/2 |
| DS336-12E | 3/4 | 3/4 |
| DS336-14E | 7/8 | 3/4 |
| DS336-16F | 1 | 1 |
| DS336-20G | 1-1/4 | 1-1/4 |
| DS336-24H | 1-1/2 | 1-1/2 |

| | | | | | | | | | | | | | |
|-------------|---------|--------|---------|--------|---------|--------|--------|-----------|-----------|-----------|----------|----------|----------|
| TUBE SIZE | 1/8 | 3/16 | 1/4 | 5/16 | 3/8 | 1/2 | 5/8 | 3/4 | 7/8 | 1 | 1-1/4 | 1-1/2 | 2 |
| STGHT. THD. | 5/16-24 | 3/8-24 | 7/16-20 | 1/2-20 | 9/16-18 | 3/4-16 | 7/8-14 | 1-1/16-12 | 1-3/16-12 | 1-5/16-12 | 1-5/8-12 | 1-7/8-12 | 2-1/2-12 |

J.I.C. 37° Flare - Steel

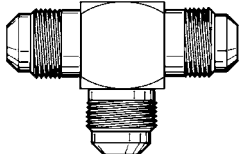


37° FLARE J.I.C. TEE Tube to Female Pipe on Run



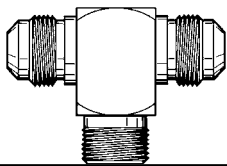
| Part No. | Size | |
|-----------|-------|-------|
| | Body | Pipe |
| DS337-4A | 1/4 | 1/8 |
| DS337-4B | 1/4 | 1/4 |
| DS337-5A | 5/16 | 1/8 |
| DS337-6B | 3/8 | 1/4 |
| DS337-8C | 1/2 | 3/8 |
| DS337-8D | 1/2 | 1/2 |
| DS337-10D | 5/8 | 1/2 |
| DS337-12E | 3/4 | 3/4 |
| DS337-14E | 7/8 | 3/4 |
| DS337-16E | 1 | 3/4 |
| DS337-16F | 1 | 1 |
| DS337-20G | 1-1/4 | 1-1/4 |

37° FLARE J.I.C. TEE Tube on All Ends



| Part No. | Tube Size |
|----------|-----------|
| DS344-2 | 1/8 |
| DS344-3 | 3/16 |
| DS344-4 | 1/4 |
| DS344-5 | 5/16 |
| DS344-6 | 3/8 |
| DS344-8 | 1/2 |
| DS344-10 | 5/8 |
| DS344-12 | 3/4 |
| DS344-14 | 7/8 |
| DS344-16 | 1 |
| DS344-20 | 1-1/4 |
| DS344-24 | 1-1/2 |
| DS344-32 | 2 |

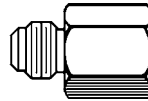
37° FLARE J.I.C. TEE Tube to Male Pipe on Branch



| Part No. | Size | |
|----------|------|------|
| | Body | Pipe |
| DS345-4A | 1/4 | 1/8 |
| DS345-4B | 1/4 | 1/4 |
| DS345-5A | 5/16 | 1/8 |

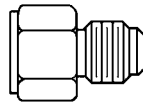
| Part No. | Size | |
|-----------|-------|-------|
| | Body | Pipe |
| DS345-5B | 5/16 | 1/4 |
| DS345-6B | 3/8 | 1/4 |
| DS345-6C | 3/8 | 3/8 |
| DS345-8B | 1/2 | 1/4 |
| DS345-8C | 1/2 | 3/8 |
| DS345-8D | 1/2 | 1/2 |
| DS345-10D | 5/8 | 1/2 |
| DS345-12E | 3/4 | 3/4 |
| DS345-14E | 7/8 | 3/4 |
| DS345-16F | 1 | 1 |
| DS345-20G | 1-1/4 | 1-1/4 |
| DS345-24H | 1-1/2 | 1-1/2 |

37° FLARE J.I.C. CONNECTOR Tube to Female Pipe



| Part No. | Size | |
|-----------|-------|-------|
| | Body | Pipe |
| DS346-2A | 1/8 | 1/8 |
| DS346-4A | 1/4 | 1/8 |
| DS346-4B | 1/4 | 1/4 |
| DS346-5A | 5/16 | 1/8 |
| DS346-5B | 5/16 | 1/4 |
| DS346-6B | 3/8 | 1/4 |
| DS346-6C | 3/8 | 3/8 |
| DS346-6D | 3/8 | 1/2 |
| DS346-8C | 1/2 | 3/8 |
| DS346-8D | 1/2 | 1/2 |
| DS346-10C | 5/8 | 3/8 |
| DS346-10D | 5/8 | 1/2 |
| DS346-12D | 3/4 | 1/2 |
| DS346-12E | 3/4 | 3/4 |
| DS346-12F | 3/4 | 1 |
| DS346-14E | 7/8 | 3/4 |
| DS346-16E | 1 | 3/4 |
| DS346-16F | 1 | 1 |
| DS346-20G | 1-1/4 | 1-1/4 |
| DS346-24H | 1-1/2 | 1-1/2 |
| DS346-32I | 2 | 2 |

37° FLARE J.I.C. REDUCER Tube to Tube



| Part No. | Female Tube Size | | Male Tube Size | |
|------------|------------------|----------------|------------------|----------------|
| | Female Tube Size | Male Tube Size | Female Tube Size | Male Tube Size |
| DS347-5-4 | 5/16 | x | 1/4 | |
| DS347-6-4 | 3/8 | x | 1/4 | |
| DS347-8-4 | 1/2 | x | 1/4 | |
| DS347-8-6 | 1/2 | x | 3/8 | |
| DS347-10-4 | 5/8 | x | 1/4 | |
| DS347-10-6 | 5/8 | x | 3/8 | |
| DS347-10-8 | 5/8 | x | 1/2 | |
| DS347-12-4 | 3/4 | x | 1/4 | |
| DS347-12-6 | 3/4 | x | 3/8 | |

| Part No. | Tube Size |
|-------------|---------------|
| DS347-12-8 | 3/4 x 1/2 |
| DS347-12-10 | 3/4 x 5/8 |
| DS347-12-16 | 3/4 x 1 |
| DS347-14-6 | 7/8 x 3/8 |
| DS347-14-8 | 7/8 x 1/2 |
| DS347-14-10 | 7/8 x 5/8 |
| DS347-14-12 | 7/8 x 3/4 |
| DS347-16-8 | 1 x 1/2 |
| DS347-16-10 | 1 x 5/8 |
| DS347-16-12 | 1 x 3/4 |
| DS347-16-14 | 1 x 7/8 |
| DS347-20-12 | 1-1/4 x 3/4 |
| DS347-20-16 | 1-1/4 x 1 |
| DS347-24-20 | 1-1/2 x 1-1/4 |

37° FLARE J.I.C. CONNECTOR Tube to Male Pipe



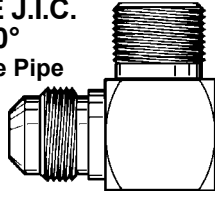
| Part No. | Size | |
|-----------|-------|-------|
| | Body | Pipe |
| DS348-2A | 1/8 | 1/8 |
| DS348-3A | 3/16 | 1/8 |
| DS348-4A | 1/4 | 1/8 |
| DS348-4B | 1/4 | 1/4 |
| DS348-4C | 1/4 | 3/8 |
| DS348-4D | 1/4 | 1/2 |
| DS348-5A | 5/16 | 1/8 |
| DS348-5B | 5/16 | 1/4 |
| DS348-5C | 5/16 | 3/8 |
| DS348-6A | 3/8 | 1/8 |
| DS348-6B | 3/8 | 1/4 |
| DS348-6C | 3/8 | 3/8 |
| DS348-6D | 3/8 | 1/2 |
| DS348-8B | 1/2 | 1/4 |
| DS348-8C | 1/2 | 3/8 |
| DS348-8D | 1/2 | 1/2 |
| DS348-8E | 1/2 | 3/4 |
| DS348-10C | 5/8 | 3/8 |
| DS348-10D | 5/8 | 1/2 |
| DS348-10E | 5/8 | 3/4 |
| DS348-12D | 3/4 | 1/2 |
| DS348-12E | 3/4 | 3/4 |
| DS348-12F | 3/4 | 1 |
| DS348-14E | 7/8 | 3/4 |
| DS348-16E | 1 | 3/4 |
| DS348-16F | 1 | 1 |
| DS348-16G | 1 | 1-1/4 |
| DS348-20F | 1-1/4 | 1 |
| DS348-20G | 1-1/4 | 1-1/4 |
| DS348-20H | 1-1/4 | 1-1/2 |
| DS348-24E | 1-1/2 | 3/4 |
| DS348-24G | 1-1/2 | 1-1/4 |
| DS348-24H | 1-1/2 | 1-1/2 |
| DS348-24I | 1-1/2 | 2 |
| DS348-32H | 2 | 1-1/2 |
| DS348-32I | 2 | 2 |

| TUBE SIZE | 1/8 | 3/16 | 1/4 | 5/16 | 3/8 | 1/2 | 5/8 | 3/4 | 7/8 | 1 | 1-1/4 | 1-1/2 | 2 |
|-------------|---------|--------|---------|--------|---------|--------|--------|-----------|-----------|-----------|----------|----------|----------|
| STGHT. THD. | 5/16-24 | 3/8-24 | 7/16-20 | 1/2-20 | 9/16-18 | 3/4-16 | 7/8-14 | 1-1/16-12 | 1-3/16-12 | 1-5/16-12 | 1-5/8-12 | 1-7/8-12 | 2-1/2-12 |

J.I.C. 37° Flare - Steel




37° FLARE J.I.C. ELBOW 90° Tube to Male Pipe



| Part No. | Size | |
|-----------|-------|-------|
| | Body | Pipe |
| DS349-2A | 1/8 | 1/8 |
| DS349-3A | 3/16 | 1/8 |
| DS349-4A | 1/4 | 1/8 |
| DS349-4B | 1/4 | 1/4 |
| DS349-4C | 1/4 | 3/8 |
| DS349-4D | 1/4 | 1/2 |
| DS349-5A | 5/16 | 1/8 |
| DS349-5B | 5/16 | 1/4 |
| DS349-5C | 5/16 | 3/8 |
| DS349-6A | 3/8 | 1/8 |
| DS349-6B | 3/8 | 1/4 |
| DS349-6C | 3/8 | 3/8 |
| DS349-6D | 3/8 | 1/2 |
| DS349-6E | 3/8 | 3/4 |
| DS349-8B | 1/2 | 1/4 |
| DS349-8C | 1/2 | 3/8 |
| DS349-8D | 1/2 | 1/2 |
| DS349-8E | 1/2 | 3/4 |
| DS349-10C | 5/8 | 3/8 |
| DS349-10D | 5/8 | 1/2 |
| DS349-10E | 5/8 | 3/4 |
| DS349-12D | 3/4 | 1/2 |
| DS349-12E | 3/4 | 3/4 |
| DS349-12F | 3/4 | 1 |
| DS349-14E | 7/8 | 3/4 |
| DS349-16E | 1 | 3/4 |
| DS349-16F | 1 | 1 |
| DS349-16G | 1 | 1-1/4 |
| DS349-20F | 1-1/4 | 1 |
| DS349-20G | 1-1/4 | 1-1/4 |
| DS349-24G | 1-1/2 | 1-1/4 |
| DS349-24H | 1-1/2 | 1-1/2 |
| DS349-32I | 2 | 2 |

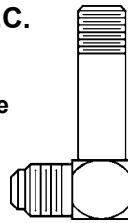
37° FLARE J.I.C. ELBOW 90° LONG Tube to Male Pipe



| Part No. | Size | |
|-----------|------|------|
| | Body | Pipe |
| DS349L-4A | 1/4 | 1/8 |
| DS349L-4B | 1/4 | 1/4 |
| DS349L-5A | 5/16 | 1/8 |
| DS349L-5B | 5/16 | 1/4 |

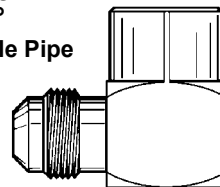
| Part No. | Size | |
|------------|-------|-------|
| | Body | Pipe |
| DS349L-6B | 3/8 | 1/4 |
| DS349L-6C | 3/8 | 3/8 |
| DS349L-8C | 1/2 | 3/8 |
| DS349L-8D | 1/2 | 1/2 |
| DS349L-8E | 1/2 | 3/4 |
| DS349L-10D | 5/8 | 1/2 |
| DS349L-12E | 3/4 | 3/4 |
| DS349L-14E | 7/8 | 3/4 |
| DS349L-16F | 1 | 1 |
| DS349L-20G | 1-1/4 | 1-1/4 |
| DS349L-24H | 1-1/2 | 1-1/2 |

37° FLARE J.I.C. ELBOW 90° EXTRA LONG Tube to Male Pipe



| Part No. | Size | |
|-------------|-------|-------|
| | Body | Pipe |
| DS349EL-4A | 1/4 | 1/8 |
| DS349EL-4B | 1/4 | 1/4 |
| DS349EL-5A | 5/16 | 1/8 |
| DS349EL-5B | 5/16 | 1/4 |
| DS349EL-6B | 3/8 | 1/4 |
| DS349EL-6C | 3/8 | 3/8 |
| DS349EL-8C | 1/2 | 3/8 |
| DS349EL-8D | 1/2 | 1/2 |
| DS349EL-10D | 5/8 | 1/2 |
| DS349EL-12D | 3/4 | 1/2 |
| DS349EL-12E | 3/4 | 3/4 |
| DS349EL-16F | 1 | 1 |
| DS349EL-20G | 1-1/4 | 1-1/4 |

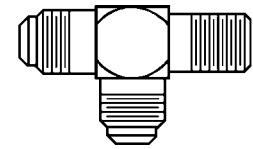
37° FLARE J.I.C. ELBOW 90° Tube to Female Pipe



| Part No. | Size | |
|----------|------|------|
| | Body | Pipe |
| DS350-4A | 1/4 | 1/8 |
| DS350-4B | 1/4 | 1/4 |
| DS350-4C | 1/4 | 3/8 |
| DS350-5A | 5/16 | 1/8 |
| DS350-5B | 5/16 | 1/4 |
| DS350-6A | 3/8 | 1/8 |
| DS350-6B | 3/8 | 1/4 |
| DS350-6C | 3/8 | 3/8 |
| DS350-8B | 1/2 | 1/4 |
| DS350-8C | 1/2 | 3/8 |

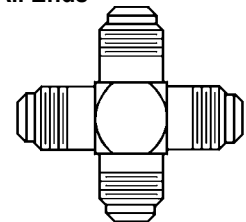
| Part No. | Size | |
|-----------|-------|-------|
| | Body | Pipe |
| DS350-8D | 1/2 | 1/2 |
| DS350-10D | 5/8 | 1/2 |
| DS350-12D | 3/4 | 1/2 |
| DS350-12E | 3/4 | 3/4 |
| DS350-14E | 7/8 | 3/4 |
| DS350-16F | 1 | 1 |
| DS350-20G | 1-1/4 | 1-1/4 |
| DS350-24H | 1-1/2 | 1-1/2 |

37° FLARE J.I.C. TEE Tube to Male Pipe on Run



| Part No. | Size | |
|-----------|-------|-------|
| | Body | Pipe |
| DS351-4A | 1/4 | 1/8 |
| DS351-4B | 1/4 | 1/4 |
| DS351-5A | 5/16 | 1/8 |
| DS351-6B | 3/8 | 1/4 |
| DS351-6C | 3/8 | 3/8 |
| DS351-8C | 1/2 | 3/8 |
| DS351-8D | 1/2 | 1/2 |
| DS351-10D | 5/8 | 1/2 |
| DS351-12E | 3/4 | 3/4 |
| DS351-14E | 7/8 | 3/4 |
| DS351-16F | 1 | 1 |
| DS351-20G | 1-1/4 | 1-1/4 |
| DS351-24H | 1-1/2 | 1-1/2 |

37° FLARE J.I.C. CROSS Tube on All Ends



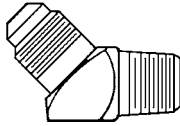
| Part No. | Tube Size |
|----------|-----------|
| DS352-4 | 1/4 |
| DS352-5 | 5/16 |
| DS352-6 | 3/8 |
| DS352-8 | 1/2 |
| DS352-10 | 5/8 |
| DS352-12 | 3/4 |
| DS352-14 | 7/8 |
| DS352-16 | 1 |
| DS352-20 | 1-1/4 |
| DS352-24 | 1-1/2 |

| TUBE SIZE | 1/8 | 3/16 | 1/4 | 5/16 | 3/8 | 1/2 | 5/8 | 3/4 | 7/8 | 1 | 1-1/4 | 1-1/2 | 2 |
|-------------|---------|--------|---------|--------|---------|--------|--------|-----------|-----------|-----------|----------|----------|----------|
| STGHT. THD. | 5/16-24 | 3/8-24 | 7/16-20 | 1/2-20 | 9/16-18 | 3/4-16 | 7/8-14 | 1-1/16-12 | 1-3/16-12 | 1-5/16-12 | 1-5/8-12 | 1-7/8-12 | 2-1/2-12 |

J.I.C. 37° Flare - Steel

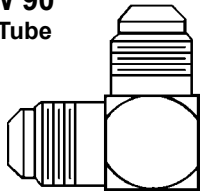


37° FLARE J.I.C. ELBOW 45° Tube to Male Pipe



| Part No. | Size | |
|-----------|-------|-------|
| | Body | Pipe |
| DS354-2A | 1/8 | 1/8 |
| DS354-3A | 3/16 | 1/8 |
| DS354-4A | 1/4 | 1/8 |
| DS354-4B | 1/4 | 1/4 |
| DS354-4C | 1/4 | 3/8 |
| DS354-5A | 5/16 | 1/8 |
| DS354-5B | 5/16 | 1/4 |
| DS354-6A | 3/8 | 1/8 |
| DS354-6B | 3/8 | 1/4 |
| DS354-6C | 3/8 | 3/8 |
| DS354-6D | 3/8 | 1/2 |
| DS354-8B | 1/2 | 1/4 |
| DS354-8C | 1/2 | 3/8 |
| DS354-8D | 1/2 | 1/2 |
| DS354-8E | 1/2 | 3/4 |
| DS354-10C | 5/8 | 3/8 |
| DS354-10D | 5/8 | 1/2 |
| DS354-10E | 5/8 | 3/4 |
| DS354-12D | 3/4 | 1/2 |
| DS354-12E | 3/4 | 3/4 |
| DS354-12F | 3/4 | 1 |
| DS354-14E | 7/8 | 3/4 |
| DS354-16E | 1 | 3/4 |
| DS354-16F | 1 | 1 |
| DS354-20G | 1-1/4 | 1-1/4 |
| DS354-24H | 1-1/2 | 1-1/2 |
| DS354-32I | 2 | 2 |

37° FLARE J.I.C. ELBOW 90° Tube to Tube



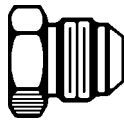
| Part No. | Tube Size |
|----------|-----------|
| DS355-4 | 1/4 |
| DS355-5 | 5/16 |
| DS355-6 | 3/8 |
| DS355-8 | 1/2 |
| DS355-10 | 5/8 |
| DS355-12 | 3/4 |
| DS355-14 | 7/8 |
| DS355-16 | 1 |
| DS355-20 | 1-1/4 |
| DS355-24 | 1-1/2 |

37° FLARE J.I.C. TUBE CAP



| Part No. | Tube Size |
|----------|-----------|
| DS356-2 | 1/8 |
| DS356-3 | 3/16 |
| DS356-4 | 1/4 |
| DS356-5 | 5/16 |
| DS356-6 | 3/8 |
| DS356-8 | 1/2 |
| DS356-10 | 5/8 |
| DS356-12 | 3/4 |
| DS356-14 | 7/8 |
| DS356-16 | 1 |
| DS356-20 | 1-1/4 |
| DS356-24 | 1-1/2 |
| DS356-32 | 2 |

37° FLARE J.I.C. PLUG



| Part No. | Tube Size |
|----------|-----------|
| DS358-4 | 1/4 |
| DS358-5 | 5/16 |
| DS358-6 | 3/8 |
| DS358-8 | 1/2 |
| DS358-10 | 5/8 |
| DS358-12 | 3/4 |
| DS358-14 | 7/8 |
| DS358-16 | 1 |
| DS358-20 | 1-1/4 |
| DS358-24 | 1-1/2 |
| DS358-32 | 2 |

BULKHEAD LOCKNUT



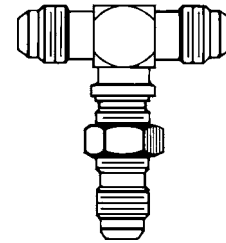
| Part No. | Tube Size |
|------------|-----------|
| DSBH331-4 | 1/4 |
| DSBH331-5 | 5/16 |
| DSBH331-6 | 3/8 |
| DSBH331-8 | 1/2 |
| DSBH331-10 | 5/8 |
| DSBH331-12 | 3/4 |
| DSBH331-14 | 7/8 |
| DSBH331-16 | 1 |
| DSBH331-20 | 1-1/4 |
| DSBH331-24 | 1-1/2 |

37° FLARE J.I.C. BULKHEAD UNION Tube to Tube



| Part No. | Tube Size |
|------------|-----------|
| DSBH342-4 | 1/4 |
| DSBH342-5 | 5/16 |
| DSBH342-6 | 3/8 |
| DSBH342-8 | 1/2 |
| DSBH342-10 | 5/8 |
| DSBH342-12 | 3/4 |
| DSBH342-14 | 7/8 |
| DSBH342-16 | 1 |
| DSBH342-20 | 1-1/4 |
| DSBH342-24 | 1-1/2 |

37° FLARE J.I.C. BULKHEAD BRANCH TEE Tube All Ends



| Part No. | Tube Size |
|------------|-----------|
| DSBH345-4 | 1/4 |
| DSBH345-6 | 3/8 |
| DSBH345-8 | 1/2 |
| DSBH345-10 | 5/8 |
| DSBH345-12 | 3/4 |
| DSBH345-16 | 1 |
| DSBH345-20 | 1-1/4 |
| DSBH345-24 | 1-1/2 |

37° FLARE J.I.C. BULKHEAD FEMALE CONNECTOR Tube to Female Pipe



| Part No. | Size | |
|-------------|------|------|
| | Body | Pipe |
| DSBH346-4A | 1/4 | 1/8 |
| DSBH346-6B | 3/8 | 1/4 |
| DSBH346-8C | 1/2 | 3/8 |
| DSBH346-10D | 5/8 | 1/2 |
| DSBH346-12E | 3/4 | 3/4 |
| DSBH346-16F | 1 | 1 |

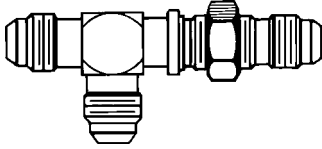
| TUBE SIZE | 1/8 | 3/16 | 1/4 | 5/16 | 3/8 | 1/2 | 5/8 | 3/4 | 7/8 | 1 | 1-1/4 | 1-1/2 | 2 |
|-------------|---------|--------|---------|--------|---------|--------|--------|-----------|-----------|-----------|----------|----------|----------|
| STGHT. THD. | 5/16-24 | 3/8-24 | 7/16-20 | 1/2-20 | 9/16-18 | 3/4-16 | 7/8-14 | 1-1/16-12 | 1-3/16-12 | 1-5/16-12 | 1-5/8-12 | 1-7/8-12 | 2-1/2-12 |

J.I.C. 37° Flare - Steel



37° FLARE J.I.C. BULKHEAD RUN TEE

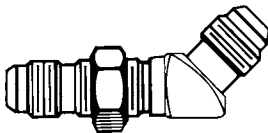
Tube All Ends



| Part No. | Tube Size |
|------------|-----------|
| DSBH351-6 | 3/8 |
| DSBH351-8 | 1/2 |
| DSBH351-10 | 5/8 |
| DSBH351-12 | 3/4 |
| DSBH351-16 | 1 |

37° FLARE J.I.C. BULKHEAD ELBOW 45°

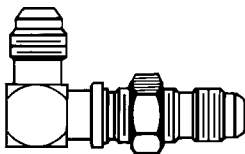
Tube to Tube



| Part No. | Tube Size |
|------------|-----------|
| DSBH354-4 | 1/4 |
| DSBH354-5 | 5/16 |
| DSBH354-6 | 3/8 |
| DSBH354-8 | 1/2 |
| DSBH354-10 | 5/8 |
| DSBH354-12 | 3/4 |
| DSBH354-16 | 1 |
| DSBH354-20 | 1-1/4 |

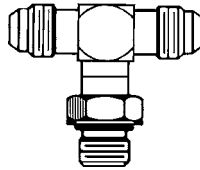
37° FLARE J.I.C. BULKHEAD ELBOW 90°

Tube to Tube



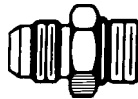
| Part No. | Tube Size |
|------------|-----------|
| DSBH355-4 | 1/4 |
| DSBH355-5 | 5/16 |
| DSBH355-6 | 3/8 |
| DSBH355-8 | 1/2 |
| DSBH355-10 | 5/8 |
| DSBH355-12 | 3/4 |
| DSBH355-16 | 1 |
| DSBH355-20 | 1-1/4 |

37° FLARE J.I.C. STRAIGHT THREAD O-RING BRANCH TEE



| Part No. | Tube Size | O-Ring Straight Thread |
|-----------|-----------|------------------------|
| DSO345-4 | 1/4 | 7/16-20 |
| DSO345-5 | 5/16 | 1/2-20 |
| DSO345-6 | 3/8 | 9/16-18 |
| DSO345-8 | 1/2 | 3/4-16 |
| DSO345-10 | 5/8 | 7/8-14 |
| DSO345-12 | 3/4 | 1-1/16-12 |
| DSO345-14 | 7/8 | 1-3/16-12 |
| DSO345-16 | 1 | 1-5/16-12 |
| DSO345-20 | 1-1/4 | 1-5/8-12 |
| DSO345-24 | 1-1/2 | 1-7/8-12 |

37° FLARE J.I.C. STRAIGHT THREAD O-RING CONNECTOR



| Part No. | Tube Size | O-Ring Straight Thread |
|--------------|-----------|------------------------|
| DSO348-2 | 1/8 | 5/16-24 |
| DSO348-3 | 3/16 | 3/8-24 |
| DSO348-4 | 1/4 | 7/16-20 |
| DSO348-4-5 | 1/4 | 1/2-20 |
| DSO348-4-6 | 1/4 | 9/16-18 |
| DSO348-4-8 | 1/4 | 3/4-16 |
| DSO348-5 | 5/16 | 1/2-20 |
| DSO348-5-4 | 5/16 | 7/16-20 |
| DSO348-5-6 | 5/16 | 9/16-18 |
| DSO348-6 | 3/8 | 9/16-18 |
| DSO348-6-4 | 3/8 | 7/16-20 |
| DSO348-6-5 | 3/8 | 1/2-20 |
| DSO348-6-8 | 3/8 | 3/4-16 |
| DSO348-6-10 | 3/8 | 7/8-14 |
| DSO348-6-12 | 3/8 | 1-1/16-12 |
| DSO348-8 | 1/2 | 3/4-16 |
| DSO348-8-5 | 1/2 | 1/2-20 |
| DSO348-8-6 | 1/2 | 9/16-18 |
| DSO348-8-10 | 1/2 | 7/8-14 |
| DSO348-8-12 | 1/2 | 1-1/16-12 |
| DSO348-8-16 | 1/2 | 1-5/16-12 |
| DSO348-10 | 5/8 | 7/8-14 |
| DSO348-10-8 | 5/8 | 3/4-16 |
| DSO348-10-12 | 5/8 | 1-1/16-12 |
| DSO348-10-16 | 5/8 | 1-5/16-12 |
| DSO348-12 | 3/4 | 1-1/16-12 |
| DSO348-12-8 | 3/4 | 3/4-16 |
| DSO348-12-10 | 3/4 | 7/8-14 |
| DSO348-12-14 | 3/4 | 1-3/16-12 |
| DSO348-12-16 | 3/4 | 1-5/16-12 |

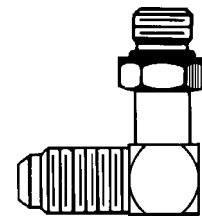
| Part No. | Tube Size | O-Ring Straight Thread |
|--------------|-----------|------------------------|
| DSO348-12-20 | 3/4 | 1-5/8-12 |
| DSO348-14 | 7/8 | 1-3/16-12 |
| DSO348-16 | 1 | 1-5/16-12 |
| DSO348-16-10 | 1 | 7/8-14 |
| DSO348-16-12 | 1 | 1-1/16-12 |
| DSO348-16-20 | 1 | 1-5/8-12 |
| DSO348-20 | 1-1/4 | 1-5/8-12 |
| DSO348-20-16 | 1-1/4 | 1-5/16-12 |
| DSO348-20-24 | 1-1/4 | 1-7/8-12 |
| DSO348-24 | 1-1/2 | 1-7/8-12 |
| DSO348-24-20 | 1-1/2 | 1-5/8-12 |
| DSO348-32 | 2 | 2-1/2-12 |

37° FLARE J.I.C. STRAIGHT THREAD O-RING EXTENDED CONNECTOR



| Part No. | Tube Size | O-Ring Straight Thread |
|------------|-----------|------------------------|
| DSO348L-6 | 3/8 | 9/16-18 |
| DSO348L-8 | 1/2 | 3/4-16 |
| DSO348L-10 | 5/8 | 7/8-14 |
| DSO348L-12 | 3/4 | 1-1/16-12 |

37° FLARE J.I.C. STRAIGHT THREAD O-RING LONG ELBOW 90°



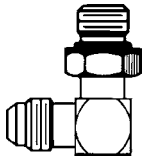
| Part No. | Tube Size | O-Ring Straight Thread |
|------------|-----------|------------------------|
| DSO349L-4 | 1/4 | 7/16-20 |
| DSO349L-6 | 3/8 | 9/16-18 |
| DSO349L-8 | 1/2 | 3/4-16 |
| DSO349L-10 | 5/8 | 7/8-14 |
| DSO349L-12 | 3/4 | 1-1/16-12 |

| TUBE SIZE | 1/8 | 3/16 | 1/4 | 5/16 | 3/8 | 1/2 | 5/8 | 3/4 | 7/8 | 1 | 1-1/4 | 1-1/2 | 2 |
|-------------|---------|--------|---------|--------|---------|--------|--------|-----------|-----------|-----------|----------|----------|----------|
| STGHT. THD. | 5/16-24 | 3/8-24 | 7/16-20 | 1/2-20 | 9/16-18 | 3/4-16 | 7/8-14 | 1-1/16-12 | 1-3/16-12 | 1-5/16-12 | 1-5/8-12 | 1-7/8-12 | 2-1/2-12 |

J.I.C. 37° Flare - Steel

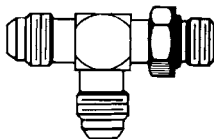


37° FLARE J.I.C. STRAIGHT THREAD O-RING ELBOW 90°



| Part No. | Tube Size | O-Ring Straight Thread |
|--------------|-----------|------------------------|
| DSO349-2 | 1/8 | 5/16-24 |
| DSO349-3 | 3/16 | 3/8-24 |
| DSO349-4 | 1/4 | 7/16-20 |
| DSO349-4-5 | 1/4 | 1/2-20 |
| DSO349-4-6 | 1/4 | 9/16-18 |
| DSO349-5 | 5/16 | 1/2-20 |
| DSO349-5-6 | 5/16 | 9/16-18 |
| DSO349-6 | 3/8 | 9/16-18 |
| DSO349-6-4 | 3/8 | 7/16-20 |
| DSO349-6-5 | 3/8 | 1/2-20 |
| DSO349-6-8 | 3/8 | 3/4-16 |
| DSO349-6-10 | 3/8 | 7/8-14 |
| DSO349-8 | 1/2 | 3/4-16 |
| DSO349-8-6 | 1/2 | 9/16-18 |
| DSO349-8-10 | 1/2 | 7/8-14 |
| DSO349-8-12 | 1/2 | 1-1/16-12 |
| DSO349-10 | 5/8 | 7/8-14 |
| DSO349-10-8 | 5/8 | 3/4-16 |
| DSO349-10-12 | 5/8 | 1-1/16-12 |
| DSO349-12 | 3/4 | 1-1/16-12 |
| DSO349-12-8 | 3/4 | 3/4-16 |
| DSO349-12-10 | 3/4 | 7/8-14 |
| DSO349-12-16 | 3/4 | 1-5/16-12 |
| DSO349-14 | 7/8 | 1-3/16-12 |
| DSO349-16 | 1 | 1-5/16-12 |
| DSO349-16-12 | 1 | 1-1/16-12 |
| DSO349-16-20 | 1 | 1-5/8-12 |
| DSO349-20 | 1-1/4 | 1-5/8-12 |
| DSO349-20-16 | 1-1/4 | 1-5/16-12 |
| DSO349-24 | 1-1/2 | 1-7/8-12 |
| DSO349-24-20 | 1-1/2 | 1-5/8-12 |
| DSO349-32 | 2 | 2-1/2-12 |


37° FLARE J.I.C. STRAIGHT THREAD O-RING RUN TEE



| Part No. | Tube Size | O-Ring Straight Thread |
|----------|-----------|------------------------|
| DSO351-4 | 1/4 | 7/16-20 |
| DSO351-5 | 5/16 | 1/2-20 |
| DSO351-6 | 3/8 | 9/16-18 |

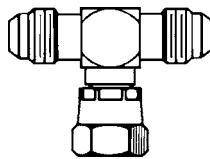
| Part No. | Tube Size | O-Ring Straight Thread |
|-----------|-----------|------------------------|
| DSO351-8 | 1/2 | 3/4-16 |
| DSO351-10 | 5/8 | 7/8-14 |
| DSO351-12 | 3/4 | 1-1/16-12 |
| DSO351-14 | 7/8 | 1-3/16-12 |
| DSO351-16 | 1 | 1-5/16-12 |
| DSO351-20 | 1-1/4 | 1-5/8-12 |
| DSO351-24 | 1-1/2 | 1-7/8-12 |

37° FLARE J.I.C. STRAIGHT THREAD O-RING ELBOW 45°



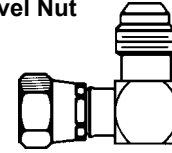
| Part No. | Tube Size | O-Ring Straight Thread |
|--------------|-----------|------------------------|
| DSO354-4 | 1/4 | 7/16-20 |
| DSO354-5 | 5/16 | 1/2-20 |
| DSO354-6 | 3/8 | 9/16-18 |
| DSO354-6-8 | 3/8 | 3/4-16 |
| DSO354-8 | 1/2 | 3/4-16 |
| DSO354-8-6 | 1/2 | 9/16-18 |
| DSO354-8-10 | 1/2 | 7/8-14 |
| DSO354-10 | 5/8 | 7/8-14 |
| DSO354-10-8 | 5/8 | 3/4-16 |
| DSO354-10-12 | 5/8 | 1-1/16-12 |
| DSO354-12 | 3/4 | 1-1/16-12 |
| DSO354-12-10 | 3/4 | 7/8-14 |
| DSO354-12-16 | 3/4 | 1 |
| DSO354-14 | 7/8 | 1-3/16-12 |
| DSO354-16 | 1 | 1-5/16-12 |
| DSO354-20 | 1-1/4 | 1-5/8-12 |
| DSO354-24 | 1-1/2 | 1-7/8-12 |
| DSO354-32 | 2 | 2-1/2-12 |

37° FLARE J.I.C. TEE Swivel on Branch



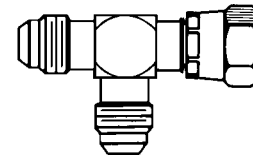
| Part No. | Tube Size |
|-----------|-----------|
| DSW345-4 | 1/4 |
| DSW345-6 | 3/8 |
| DSW345-8 | 1/2 |
| DSW345-10 | 5/8 |
| DSW345-12 | 3/4 |
| DSW345-16 | 1 |
| DSW345-20 | 1-1/4 |
| DSW345-24 | 1-1/2 |
| DSW345-32 | 2 |

37° FLARE J.I.C. ELBOW 90° With Swivel Nut



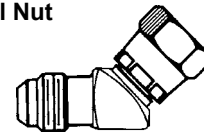
| Part No. | Tube Size |
|-----------|-----------|
| DSW349-4 | 1/4 |
| DSW349-5 | 5/16 |
| DSW349-6 | 3/8 |
| DSW349-8 | 1/2 |
| DSW349-10 | 5/8 |
| DSW349-12 | 3/4 |
| DSW349-14 | 7/8 |
| DSW349-16 | 1 |
| DSW349-20 | 1-1/4 |
| DSW349-24 | 1-1/2 |
| DSW349-32 | 2 |

37° FLARE J.I.C. TEE With Swivel Nut on Run



| Part No. | Tube Size |
|-----------|-----------|
| DSW351-4 | 1/4 |
| DSW351-5 | 5/16 |
| DSW351-6 | 3/8 |
| DSW351-8 | 1/2 |
| DSW351-10 | 5/8 |
| DSW351-12 | 3/4 |
| DSW351-16 | 1 |
| DSW351-20 | 1-1/4 |
| DSW351-24 | 1-1/2 |
| DSW351-32 | 2 |

37° FLARE J.I.C. ELBOW 45° With Swivel Nut




| Part No. | Tube Size |
|-----------|-----------|
| DSW354-4 | 1/4 |
| DSW354-5 | 5/16 |
| DSW354-6 | 3/8 |
| DSW354-8 | 1/2 |
| DSW354-10 | 5/8 |
| DSW354-12 | 3/4 |
| DSW354-16 | 1 |
| DSW354-20 | 1-1/4 |

| | | | | | | | | | | | | | |
|-------------|---------|--------|---------|--------|---------|--------|--------|-----------|-----------|-----------|----------|----------|----------|
| TUBE SIZE | 1/8 | 3/16 | 1/4 | 5/16 | 3/8 | 1/2 | 5/8 | 3/4 | 7/8 | 1 | 1-1/4 | 1-1/2 | 2 |
| STGHT. THD. | 5/16-24 | 3/8-24 | 7/16-20 | 1/2-20 | 9/16-18 | 3/4-16 | 7/8-14 | 1-1/16-12 | 1-3/16-12 | 1-5/16-12 | 1-5/8-12 | 1-7/8-12 | 2-1/2-12 |

J.I.C. 37° Flare - Steel



37° FLARE J.I.C. FEMALE CONNECTOR
Swivel X Male Pipe



37° FLARE J.I.C. FEMALE CONNECTOR
Swivel X Female Pipe



37° FLARE J.I.C. FEMALE ELBOW 90°
Swivel X Male Pipe



| Part No. | Size | |
|-------------|-------|-------|
| | Tube | Pipe |
| DSW1022-4A | 1/4 | 1/8 |
| DSW1022-4B | 1/4 | 1/4 |
| DSW1022-5B | 5/16 | 1/4 |
| DSW1022-6B | 3/8 | 1/4 |
| DSW1022-6C | 3/8 | 3/8 |
| DSW1022-8C | 1/2 | 3/8 |
| DSW1022-8D | 1/2 | 1/2 |
| DSW1022-10C | 5/8 | 3/8 |
| DSW1022-10D | 5/8 | 1/2 |
| DSW1022-12D | 3/4 | 1/2 |
| DSW1022-12E | 3/4 | 3/4 |
| DSW1022-16E | 1 | 3/4 |
| DSW1022-16F | 1 | 1 |
| DSW1022-20G | 1-1/4 | 1-1/4 |
| DSW1022-24H | 1-1/2 | 1-1/2 |

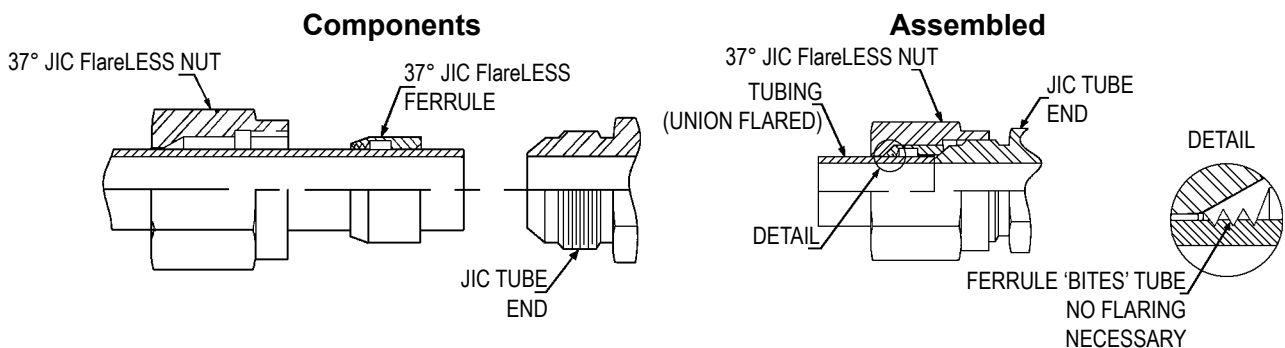
| Part No. | Size | |
|-------------|-------|-------|
| | Tube | Pipe |
| DSW1023-4A | 1/4 | 1/8 |
| DSW1023-4B | 1/4 | 1/4 |
| DSW1023-6B | 3/8 | 1/4 |
| DSW1023-6C | 3/8 | 3/8 |
| DSW1023-6D | 3/8 | 1/2 |
| DSW1023-8C | 1/2 | 3/8 |
| DSW1023-8D | 1/2 | 1/2 |
| DSW1023-10D | 5/8 | 1/2 |
| DSW1023-10E | 5/8 | 3/4 |
| DSW1023-12E | 3/4 | 3/4 |
| DSW1023-16F | 1 | 1 |
| DSW1023-20G | 1-1/4 | 1-1/4 |
| DSW1023-24H | 1-1/2 | 1-1/2 |

| Part No. | Size | |
|-------------|-------|-------|
| | Tube | Pipe |
| DSW1099-4A | 1/4 | 1/8 |
| DSW1099-4B | 1/4 | 1/4 |
| DSW1099-6B | 3/8 | 1/4 |
| DSW1099-6C | 3/8 | 3/8 |
| DSW1023-6D | 3/8 | 1/2 |
| DSW1099-8C | 1/2 | 3/8 |
| DSW1099-8D | 1/2 | 1/2 |
| DSW1099-10D | 5/8 | 1/2 |
| DSW1099-12E | 3/4 | 3/4 |
| DSW1099-16F | 1 | 1 |
| DSW1099-20G | 1-1/4 | 1-1/4 |
| DSW1099-24H | 1-1/2 | 1-1/2 |
| DSW1099-32I | 2 | 2 |

37° JIC FlareLess - Steel

Usage: The 37° JIC FlareLess nuts and ferrules are interchangeable with Aeroquip part numbers FC2875 and FF9605. This *flareless* connection allows you to convert any male 37° JIC fitting into a *flareless tube fitting*. Assembly is simplified because **no special tools** are required. Not even a flaring tool is needed since there is no need to flare the tube. Errors are minimized because the ferrule cannot be assembled in the wrong direction. All the sizes assemble in the same manner and on different tube wall thickness.

Applications: Connects a JIC Flare fitting *WITHOUT* flaring the tube. Convert any 37° JIC into Flareless.
37° JIC FlareLESS Torque Values: Flats from Finger Tight (F.F.T.) is a **turns** method that counts the number of hex flats past the finger tightened position



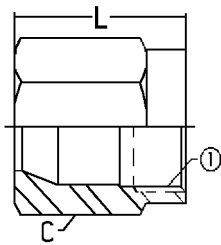
| TUBE SIZE | 1/8 | 3/16 | 1/4 | 5/16 | 3/8 | 1/2 | 5/8 | 3/4 | 7/8 | 1 | 1-1/4 | 1-1/2 | 2 |
|-------------|---------|--------|---------|--------|---------|--------|--------|-----------|-----------|-----------|----------|----------|----------|
| STGHT. THD. | 5/16-24 | 3/8-24 | 7/16-20 | 1/2-20 | 9/16-18 | 3/4-16 | 7/8-14 | 1-1/16-12 | 1-3/16-12 | 1-5/16-12 | 1-5/8-12 | 1-7/8-12 | 2-1/2-12 |

37° JIC FlareLess - Steel



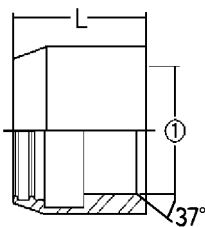
| Size | F.F.F.T. | Assembly Steps With a Visual Check |
|------|----------|--|
| -04 | - 1 1/4 | 1) Tubing must be cut square and deburred inside and out. No Flaring required. |
| -05 | - 1 1/4 | 2) Clean the tubing and threads and lubricate all mating surfaces with 10W hydraulic oil. |
| -06 | - 1 1/4 | 3) Hand-tighten the nut/ferrule (approx. 30 lb-in.) |
| -08 | - 1 1/4 | 4) Make alignment marks on the nut and fitting. |
| -10 | - 1 1/4 | 5) Proceed to tighten to F.F.F.T. values. |
| -12 | - 1 1/2 | 6) When fully tightened make a 2nd set of alignment marks at the fully tightened position. |
| -14 | - 1 1/2 | |
| -16 | - 1 1/2 | |
| -20 | - 1 1/2 | This completes a 37° JIC FlareLess connection with visual marks for a quick reference. |

Torque values specified are for threads lubricated with 10W hydraulic oil.



37° JIC FlareLess Nut

| Part No. | Tube O.D. | A JIC Thread | C - Hex | L- Length |
|------------|-----------|--------------|---------|-----------|
| DSFL660-4 | 1/4 | 7/16 - 20 | 9/16 | 0.82 |
| DSFL660-5 | 5/16 | 1/2 - 20 | 5/8 | 0.82 |
| DSFL660-6 | 3/8 | 9/16 - 18 | 11/16 | 0.86 |
| DSFL660-8 | 1/2 | 3/4 - 16 | 7/8 | 1.08 |
| DSFL660-10 | 5/8 | 7/8 - 14 | 1" | 1.12 |
| DSFL660-12 | 3/4 | 1 1/16 - 12 | 1 1/4 | 1.36 |
| DSFL660-16 | 1" | 1 5/16 - 12 | 1 1/2 | 1.40 |
| DSFL660-20 | 1 1/4 | 1 5/8 - 12 | 2" | 1.80 |



37° JIC FlareLess Sleeve

| Part No. | Tube O.D. | A Diameter | L- Length |
|------------|-----------|------------|-----------|
| DSFL661-4 | 1/4 | 0.25 | 0.42 |
| DSFL661-5 | 5/16 | 0.31 | 0.42 |
| DSFL661-6 | 3/8 | 0.38 | 0.46 |
| DSFL661-8 | 1/2 | 0.50 | 0.57 |
| DSFL661-10 | 5/8 | 0.62 | 0.58 |
| DSFL661-12 | 3/4 | 0.75 | 0.70 |
| DSFL661-16 | 1" | 1.00 | 0.70 |
| DSFL661-20 | 1 1/4 | 1.25 | 1.00 |

Pipe Fittings - Steel

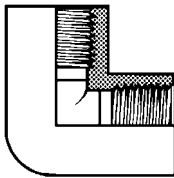


Usage: Steel pipe fittings may be used with steel, iron, brass or any metallic threaded pipe.

Applications: These fittings are used for high pressure requirements - hydraulic and pneumatic systems.

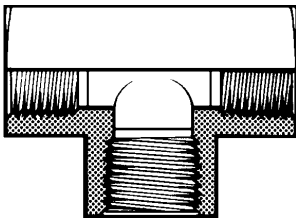
Mechanical: Assemble with wrench to torque required.

PIPE ELBOW 90°



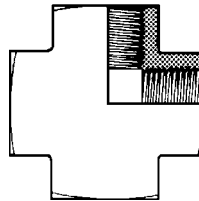
| Part No. | Pipe Size |
|-----------|-----------|
| DS1000-A | 1/8 |
| DS1000-B | 1/4 |
| DS1000-BA | 1/4 x 1/8 |
| DS1000-C | 3/8 |
| DS1000-CB | 3/8 x 1/4 |
| DS1000-D | 1/2 |
| DS1000-DC | 1/2 x 3/8 |
| DS1000-E | 3/4 |
| DS1000-ED | 3/4 x 1/2 |
| DS1000-F | 1 |
| DS1000-G | 1-1/4 |
| DS1000-H | 1-1/2 |
| DS1000-I | 2 |

PIPE TEE



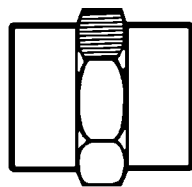
| Part No. | Pipe Size |
|----------|-----------|
| DS1001-A | 1/8 |
| DS1001-B | 1/4 |
| DS1001-C | 3/8 |
| DS1001-D | 1/2 |
| DS1001-E | 3/4 |
| DS1001-F | 1 |
| DS1001-G | 1-1/4 |
| DS1001-H | 1-1/2 |
| DS1001-I | 2 |

PIPE CROSS



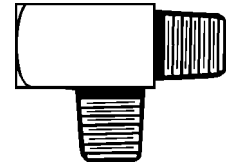
| Part No. | Pipe Size |
|----------|-----------|
| DS1002-A | 1/8 |
| DS1002-B | 1/4 |
| DS1002-C | 3/8 |
| DS1002-D | 1/2 |
| DS1002-E | 3/4 |
| DS1002-F | 1 |
| DS1002-G | 1-1/4 |
| DS1002-H | 1-1/2 |
| DS1002-I | 2 |

PIPE COUPLING



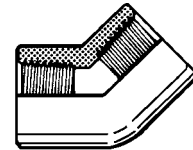
| Part No. | Pipe Size |
|-----------|-----------|
| DS1003-A | 1/8 |
| DS1003-B | 1/4 |
| DS1003-BA | 1/4 x 1/8 |
| DS1003-C | 3/8 |
| DS1003-CB | 3/8 x 1/4 |
| DS1003-D | 1/2 |
| DS1003-DB | 1/2 x 1/4 |
| DS1003-DC | 1/2 x 3/8 |
| DS1003-E | 3/4 |
| DS1003-ED | 3/4 x 1/2 |
| DS1003-F | 1 |
| DS1003-FE | 1 x 3/4 |
| DS1003-G | 1-1/4 |
| DS1003-H | 1-1/2 |
| DS1003-I | 2 |

MALE RUN TEE



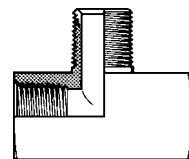
| Part No. | Pipe Size |
|----------|-----------|
| DS1004-A | 1/8 |
| DS1004-B | 1/4 |
| DS1004-C | 3/8 |
| DS1004-D | 1/2 |
| DS1004-E | 3/4 |
| DS1004-F | 1 |
| DS1004-G | 1-1/4 |
| DS1004-H | 1-1/2 |

PIPE ELBOW 45°



| Part No. | Pipe Size |
|----------|-----------|
| DS1005-A | 1/8 |
| DS1005-B | 1/4 |
| DS1005-C | 3/8 |
| DS1005-D | 1/2 |
| DS1005-E | 3/4 |
| DS1005-F | 1 |

BRANCH TEE

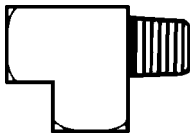


| Part No. | Pipe Size |
|----------|-----------|
| DS1006-A | 1/8 |
| DS1006-B | 1/4 |
| DS1006-C | 3/8 |
| DS1006-D | 1/2 |
| DS1006-E | 3/4 |
| DS1006-F | 1 |
| DS1006-G | 1-1/4 |
| DS1006-H | 1-1/2 |

Pipe Fittings - Steel

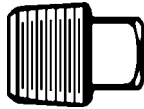


STREET TEE




| Part No. | Pipe Size |
|----------|-----------|
| DS1007-A | 1/8 |
| DS1007-B | 1/4 |
| DS1007-C | 3/8 |
| DS1007-D | 1/2 |
| DS1007-E | 3/4 |
| DS1007-F | 1 |
| DS1007-G | 1-1/4 |
| DS1007-H | 1-1/2 |

SQUARE HEAD PIPE PLUG



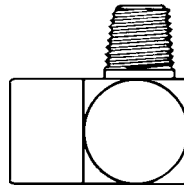
| Part No. | Pipe Size |
|----------|-----------|
| DS1009-A | 1/8 |
| DS1009-B | 1/4 |
| DS1009-C | 3/8 |
| DS1009-D | 1/2 |
| DS1009-E | 3/4 |
| DS1009-F | 1 |
| DS1009-G | 1-1/4 |

PIPE BUSHING



| Part No. | Pipe Size |
|-----------|---------------|
| DS1010-BA | 1/4 x 1/8 |
| DS1010-CA | 3/8 x 1/8 |
| DS1010-CB | 3/8 x 1/4 |
| DS1010-DA | 1/2 x 1/8 |
| DS1010-DB | 1/2 x 1/4 |
| DS1010-DC | 1/2 x 3/8 |
| DS1010-EA | 3/4 x 1/8 |
| DS1010-EB | 3/4 x 1/4 |
| DS1010-EC | 3/4 x 3/8 |
| DS1010-ED | 3/4 x 1/2 |
| DS1010-FB | 1 x 1/4 |
| DS1010-FC | 1 x 3/8 |
| DS1010-FD | 1 x 1/2 |
| DS1010-FE | 1 x 3/4 |
| DS1010-GD | 1-1/4 x 1/2 |
| DS1010-GE | 1-1/4 x 3/4 |
| DS1010-GF | 1-1/4 x 1 |
| DS1010-HD | 1-1/2 x 1/2 |
| DS1010-HE | 1-1/2 x 3/4 |
| DS1010-HF | 1-1/2 x 1 |
| DS1010-HG | 1-1/2 x 1-1/4 |
| DS1010-IF | 2 x 1 |
| DS1010-IG | 2 x 1-1/4 |
| DS1010-IH | 2 x 1-1/2 |

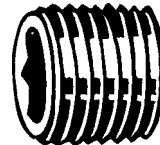
PIPE STREET ELBOW 90°



| Part No. | Pipe Size |
|-----------|-------------|
| DS1015-A | 1/8 |
| DS1015-AB | 1/8F x 1/4M |
| DS1015-B | 1/4 |
| DS1015-BA | 1/4F x 1/8M |
| DS1015-BC | 1/4F x 3/8M |
| DS1015-C | 3/8 |
| DS1015-CB | 3/8F x 1/4M |
| DS1015-CD | 3/8F x 1/2M |
| DS1015-D | 1/2 |
| DS1015-DC | 1/2F x 3/8M |
| DS1015-DE | 1/2F x 3/4M |
| DS1015-E | 3/4 |
| DS1015-ED | 3/4F x 1/2M |
| DS1015-F | 1 |
| DS1015-FE | 1F x 3/4M |
| DS1015-G | 1-1/4 |
| DS1015-H | 1-1/2 |

PLUG

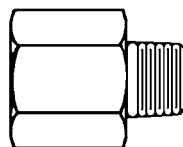
Countersunk Hex



| Part No. | Pipe Size |
|-------------|-----------|
| DS1018-1/16 | 1/16 |
| DS1018-A | 1/8 |
| DS1018-B | 1/4 |
| DS1018-C | 3/8 |
| DS1018-D | 1/2 |
| DS1018-E | 3/4 |
| DS1018-F | 1 |
| DS1018-G | 1-1/4 |
| DS1018-H | 1-1/2 |
| DS1018-I | 2 |

PIPE ADAPTER

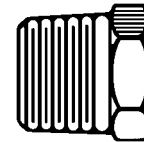
Female to Male Pipe



| Part No. | Pipe Size | |
|-----------|-----------|------|
| | Female | Male |
| DS1020-BA | 1/4 | 1/8 |
| DS1020-BB | 1/4 | 1/4 |
| DS1020-CB | 3/8 | 1/4 |
| DS1020-CC | 3/8 | 3/8 |

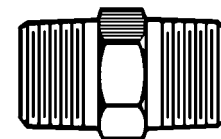
| Part No. | Pipe Size | |
|-----------|-----------|-------|
| | Female | Male |
| DS1020-DA | 1/2 | 1/8 |
| DS1020-DB | 1/2 | 1/4 |
| DS1020-DC | 1/2 | 3/8 |
| DS1020-DD | 1/2 | 1/2 |
| DS1020-EB | 3/4 | 1/4 |
| DS1020-ED | 3/4 | 1/2 |
| DS1020-EE | 3/4 | 3/4 |
| DS1020-FD | 1 | 1/2 |
| DS1020-FE | 1 | 3/4 |
| DS1020-GF | 1-1/4 | 1 |
| DS1020-HG | 1-1/2 | 1-1/4 |
| DS1020-IH | 2 | 1-1/2 |

PIPE HEX HEAD PLUG



| Part No. | Pipe Size |
|----------|-----------|
| DS1021-A | 1/8 |
| DS1021-B | 1/4 |
| DS1021-C | 3/8 |
| DS1021-D | 1/2 |
| DS1021-E | 3/4 |
| DS1021-F | 1 |
| DS1021-G | 1-1/4 |
| DS1021-H | 1-1/2 |
| DS1021-I | 2 |

PIPE HEX NIPPLE

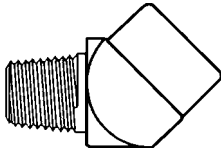


| Part No. | Pipe Size |
|-----------|-----------|
| DS1022-A | 1/8 |
| DS1022-B | 1/4 |
| DS1022-BA | 1/4 x 1/8 |
| DS1022-C | 3/8 |
| DS1022-CA | 3/8 x 1/8 |
| DS1022-CB | 3/8 x 1/4 |
| DS1022-D | 1/2 |
| DS1022-DB | 1/2 x 1/4 |
| DS1022-DC | 1/2 x 3/8 |
| DS1022-E | 3/4 |
| DS1022-ED | 3/4 x 1/2 |
| DS1022-F | 1 |
| DS1022-FE | 1 x 3/4 |
| DS1022-G | 1-1/4 |
| DS1022-GF | 1-1/4 x 1 |
| DS1022-H | 1-1/2 |
| DS1022-I | 2 |

Pipe Fittings - Steel




PIPE STREET ELBOW 45°



| Part No. | Pipe Size |
|----------|-----------|
| DS1024-A | 1/8 |
| DS1024-B | 1/4 |
| DS1024-C | 3/8 |
| DS1024-D | 1/2 |
| DS1024-E | 3/4 |
| DS1024-F | 1 |
| DS1024-G | 1-1/4 |
| DS1024-H | 1-1/2 |

MALE PIPE ELBOW 90°

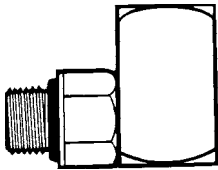


| Part No. | Pipe Size |
|-----------|-----------|
| DS1099-A | 1/8 |
| DS1099-B | 1/4 |
| DS1099-BA | 1/4 x 1/8 |
| DS1099-C | 3/8 |
| DS1099-CB | 3/8 x 1/4 |
| DS1099-D | 1/2 |

| Part No. | Pipe Size |
|-----------|-----------|
| DS1099-DC | 1/2 x 3/8 |
| DS1099-E | 3/4 |
| DS1099-ED | 3/4 x 1/2 |
| DS1099-F | 1 |
| DS1099-FE | 1 x 3/4 |
| DS1099-G | 1-1/4 |
| DS1099-H | 1-1/2 |
| DS1099-I | 2 |

Pipe Fittings - Steel - with O-Ring

ELBOW 90° FEMALE PIPE Straight Thread to Female Pipe



| Part No. | Male St. Thread | Female Pipe |
|-------------|-----------------|-------------|
| DS01015-4A | 7/16-20 | 1/8 |
| DS01015-5A | 1/2-20 | 1/8 |
| DS01015-6B | 9/16-18 | 1/4 |
| DS01015-8C | 3/4-16 | 3/8 |
| DS01015-10D | 7/8-14 | 1/2 |
| DS01015-12E | 1-1/16-12 | 3/4 |
| DS01015-14E | 1-3/16-12 | 3/4 |
| DS01015-16F | 1-5/16-12 | 1 |
| DS01015-20G | 1-5/8-12 | 1-1/4 |
| DS01015-32I | 2-1/2-12 | 2 |

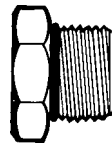
PLUG Hex Socket



| Part No. | St. Thread |
|-----------|------------|
| DS01018-2 | 5/16-24 |
| DS01018-3 | 3/8-24 |
| DS01018-4 | 7/16-20 |
| DS01018-5 | 1/2-20 |

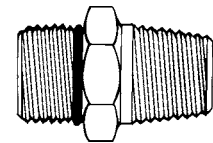
| Part No. | St. Thread |
|------------|------------|
| DS01018-6 | 9/16-18 |
| DS01018-8 | 3/4-16 |
| DS01018-10 | 7/8-14 |
| DS01018-12 | 1-1/16-12 |
| DS01018-14 | 1-3/16-12 |
| DS01018-16 | 1-5/16-12 |
| DS01018-20 | 1-5/8-12 |
| DS01018-24 | 1-7/8-12 |
| DS01018-32 | 2-1/2-12 |

PLUG Hex Head



| Part No. | St. Thread |
|------------|------------|
| DS01021-2 | 5/16-24 |
| DS01021-3 | 3/8-24 |
| DS01021-4 | 7/16-20 |
| DS01021-5 | 1/2-20 |
| DS01021-6 | 9/16-18 |
| DS01021-8 | 3/4-16 |
| DS01021-10 | 7/8-14 |
| DS01021-12 | 1-1/16-12 |
| DS01021-14 | 1-3/16-12 |
| DS01021-16 | 1-5/16-12 |
| DS01021-20 | 1-5/8-12 |
| DS01021-24 | 1-7/8-12 |
| DS01021-32 | 2-1/2-12 |

HEX NIPPLE Straight Thread to Male Pipe

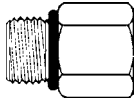


| Part No. | Straight Thread | Male Pipe |
|-------------|-----------------|-----------|
| DS01022-4A | 7/16-20 | 1/8 |
| DS01022-6B | 9/16-18 | 1/4 |
| DS01022-6C | 9/16-18 | 3/8 |
| DS01022-8C | 3/4-16 | 3/8 |
| DS01022-8D | 3/4-16 | 1/2 |
| DS01022-10D | 7/8-14 | 1/2 |
| DS01022-12E | 1-1/16-12 | 3/4 |
| DS01022-16F | 1-5/16-12 | 1 |
| DS01022-20G | 1-5/8-12 | 1-1/4 |
| DS01022-24H | 1-7/8-12 | 1-1/2 |

Pipe Fittings - Steel - with O-Ring



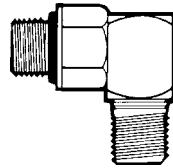
STRAIGHT THREAD ADAPTER Straight Thread to Female Pipe



| Part No. | Male St. Thread | Female Pipe |
|-------------|--------------------|----------------|
| DS01023-4A | 7/16-20 | 1/8 |
| DS01023-4B | 7/16-20 | 1/4 |
| DS01023-5A | 1/2-20 | 1/8 |
| DS01023-6B | 9/16-18 | 1/4 |
| DS01023-6C | 9/16-18 | 3/8 |
| DS01023-8B | 3/4-16 | 1/4 |
| DS01023-8C | 3/4-16 | 3/8 |
| DS01023-8D | 3/4-16 | 1/2 |
| DS01023-10B | 7/8-14 | 1/4 |
| DS01023-10C | 7/8-14 | 3/8 |
| DS01023-10D | 7/8-14 | 1/2 |
| DS01023-10E | 7/8-14 | 3/4 |
| DS01023-12D | 1-1/16-12 | 1/2 |
| DS01023-12E | 1-1/16-12 | 3/4 |
| DS01023-14D | 1-3/16-12 | 1/2 |
| DS01023-14E | 1-3/16-12 | 3/4 |
| DS01023-16D | 1-5/16-12 | 1/2 |
| DS01023-16E | 1-5/16-12 | 3/4 |

| Part No. | Male St. Thread | Female Pipe |
|-------------|--------------------|----------------|
| DS01023-16F | 1-5/16-12 | 1 |
| DS01023-20F | 1-5/8-12 | 1 |
| DS01023-20G | 1-5/8-12 | 1-1/4 |
| DS01023-24G | 1-7/8-12 | 1-1/4 |
| DS01023-24H | 1-7/8-12 | 1-1/2 |
| DS01023-32I | 2-1/2-12 | 2 |

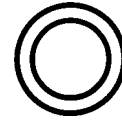
ELBOW 90° MALE PIPE Straight Thread to Male Pipe Steel



| Part No. | Male St. Thread | Male Pipe |
|-------------|--------------------|--------------|
| DS01099-4A | 7/16-20 | 1/8 |
| DS01099-5A | 1/2-20 | 1/8 |
| DS01099-6B | 9/16-18 | 1/4 |
| DS01099-8C | 3/4-16 | 3/8 |
| DS01099-10D | 7/8-14 | 1/2 |
| DS01099-12E | 1-1/16-12 | 3/4 |

| Part No. | Male St. Thread | Female Pipe |
|-------------|--------------------|----------------|
| DS01099-16F | 1-5/16-12 | 1 |
| DS01099-20G | 1-5/8-12 | 1-1/4 |
| DS01099-24H | 1-7/8-12 | 1-1/2 |
| DS01099-32I | 2-1/2-12 | 2 |

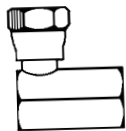
O-RING



| Part No. | Tube Size | Inside Dia. |
|------------|--------------|----------------|
| DS01031-4 | 1/4 | .351 |
| DS01031-5 | 5/16 | .414 |
| DS01031-6 | 3/8 | .468 |
| DS01031-8 | 1/2 | .644 |
| DS01031-10 | 5/8 | .755 |
| DS01031-12 | 3/4 | .924 |
| DS01031-14 | 7/8 | 1.047 |
| DS01031-16 | 1 | 1.171 |
| DS01031-20 | 1-1/4 | 1.475 |
| DS01031-24 | 1-1/2 | 1.720 |
| DS01031-32 | 2 | 2.337 |

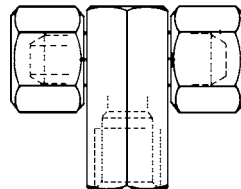
Swivel Adapters - Steel

FEMALE PIPE SWIVEL ELBOW 90° To Female Pipe



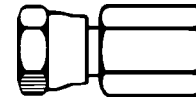
| Part No. | Female Swivel | Female Pipe Size |
|-----------|------------------|---------------------|
| DS1100-AA | 1/8 | 1/8 |
| DS1100-AB | 1/8 | 1/4 |
| DS1100-BB | 1/4 | 1/4 |
| DS1100-BC | 1/4 | 3/8 |
| DS1100-BD | 1/4 | 1/2 |
| DS1100-CB | 3/8 | 1/4 |
| DS1100-CC | 3/8 | 3/8 |
| DS1100-CD | 3/8 | 1/2 |
| DS1100-DC | 1/2 | 3/8 |
| DS1100-DD | 1/2 | 1/2 |
| DS1100-DE | 1/2 | 3/4 |
| DS1100-ED | 3/4 | 1/2 |
| DS1100-EE | 3/4 | 3/4 |
| DS1100-EF | 3/4 | 1 |
| DS1100-FE | 1 | 3/4 |
| DS1100-FF | 1 | 1 |
| DS1100-GG | 1-1/4 | 1-1/4 |
| DS1100-HH | 1-1/2 | 1-1/2 |
| DS1100-II | 2 | 2 |

FEMALE PIPE SWIVEL TEE With Female Pipe on Branch



| Part No. | Female Swivel | Female Pipe on Branch |
|-----------|------------------|--------------------------|
| DS1101-AA | 1/8 | 1/8 |
| DS1101-BB | 1/4 | 1/4 |
| DS1101-CC | 3/8 | 3/8 |
| DS1101-CD | 3/8 | 1/2 |
| DS1101-DD | 1/2 | 1/2 |
| DS1101-DE | 1/2 | 3/4 |
| DS1101-EE | 3/4 | 3/4 |
| DS1101-EF | 3/4 | 1 |
| DS1101-FF | 1 | 1 |
| DS1101-GG | 1-1/4 | 1-1/4 |

FEMALE PIPE SWIVEL To Female Pipe




| Part No. | Female Swivel | Female Pipe Size |
|-----------|------------------|---------------------|
| DS1103-AA | 1/8 | 1/8 |
| DS1103-BB | 1/4 | 1/4 |
| DS1103-BC | 1/4 | 3/8 |
| DS1103-CB | 3/8 | 1/4 |
| DS1103-CC | 3/8 | 3/8 |
| DS1103-CD | 3/8 | 1/2 |
| DS1103-DC | 1/2 | 3/8 |
| DS1103-DD | 1/2 | 1/2 |
| DS1103-DE | 1/2 | 3/4 |
| DS1103-ED | 3/4 | 1/2 |
| DS1103-EE | 3/4 | 3/4 |
| DS1103-EF | 3/4 | 1 |
| DS1103-FF | 1 | 1 |
| DS1103-GG | 1-1/4 | 1-1/4 |
| DS1103-HH | 1-1/2 | 1-1/2 |
| DS1103-II | 2 | 2 |

Swivel Adapters - Steel



FEMALE PIPE SWIVEL ELBOW 45°

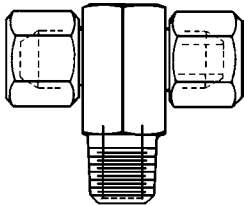
To Female Pipe



| Part No. | Female Swivel | Female Pipe Size |
|-----------|---------------|------------------|
| DS1105-AA | 1/8 | 1/8 |
| DS1105-BB | 1/4 | 1/4 |
| DS1105-BC | 1/4 | 3/8 |
| DS1105-CC | 3/8 | 3/8 |
| DS1105-CD | 3/8 | 1/2 |
| DS1105-DD | 1/2 | 1/2 |
| DS1105-EE | 3/4 | 3/4 |
| DS1105-FF | 1 | 1 |
| DS1105-GG | 1-1/4 | 1-1/4 |
| DS1105-HH | 1-1/2 | 1-1/2 |

FEMALE PIPE SWIVEL TEE

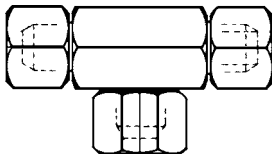
With Male Pipe on Branch



| Part No. | Female Swivel | Male Pipe Size |
|-----------|---------------|----------------|
| DS1106-AA | 1/8 | 1/8 |
| DS1106-BB | 1/4 | 1/4 |
| DS1106-BC | 1/4 | 3/8 |
| DS1106-CC | 3/8 | 3/8 |
| DS1106-CD | 3/8 | 1/2 |
| DS1106-DD | 1/2 | 1/2 |
| DS1106-EE | 3/4 | 3/4 |
| DS1106-FF | 1 | 1 |
| DS1106-GG | 1-1/4 | 1-1/4 |
| DS1106-HH | 1-1/2 | 1-1/2 |

FEMALE PIPE SWIVEL TEE

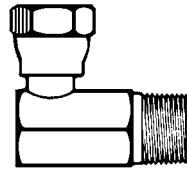
On All Ends



| Part No. | Female Swivel |
|----------|---------------|
| DS1111-A | 1/8 |
| DS1111-B | 1/4 |
| DS1111-C | 3/8 |
| DS1111-D | 1/2 |
| DS1111-E | 3/4 |
| DS1111-F | 1 |
| DS1111-G | 1-1/4 |

FEMALE PIPE SWIVEL ELBOW 90°

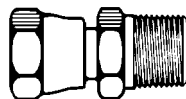
To Male Pipe



| Part No. | Female Swivel | Male Pipe Size |
|-----------|---------------|----------------|
| DS1115-AA | 1/8 | 1/8 |
| DS1115-AB | 1/8 | 1/4 |
| DS1115-BA | 1/4 | 1/8 |
| DS1115-BB | 1/4 | 1/4 |
| DS1115-BC | 1/4 | 3/8 |
| DS1115-BD | 1/4 | 1/2 |
| DS1115-CB | 3/8 | 1/4 |
| DS1115-CC | 3/8 | 3/8 |
| DS1115-CD | 3/8 | 1/2 |
| DS1115-CE | 3/8 | 3/4 |
| DS1115-DC | 1/2 | 3/8 |
| DS1115-DD | 1/2 | 1/2 |
| DS1115-DE | 1/2 | 3/4 |
| DS1115-DF | 1/2 | 1 |
| DS1115-ED | 3/4 | 1/2 |
| DS1115-EE | 3/4 | 3/4 |
| DS1115-EF | 3/4 | 1 |
| DS1115-FE | 1 | 3/4 |
| DS1115-FF | 1 | 1 |
| DS1115-FG | 1 | 1-1/4 |
| DS1115-GF | 1-1/4 | 1 |
| DS1115-GG | 1-1/4 | 1-1/4 |
| DS1115-GH | 1-1/4 | 1-1/2 |
| DS1115-HH | 1-1/2 | 1-1/2 |
| DS1115-II | 2 | 2 |

FEMALE PIPE SWIVEL

To Male Pipe




| Part No. | Female Swivel | Male Pipe Size |
|-----------|---------------|----------------|
| DS1120-AA | 1/8 | 1/8 |
| DS1120-AB | 1/8 | 1/4 |
| DS1120-BA | 1/4 | 1/8 |
| DS1120-BB | 1/4 | 1/4 |
| DS1120-BC | 1/4 | 3/8 |
| DS1120-BD | 1/4 | 1/2 |
| DS1120-CB | 3/8 | 1/4 |
| DS1120-CC | 3/8 | 3/8 |
| DS1120-CD | 3/8 | 1/2 |
| DS1120-DB | 1/2 | 1/4 |
| DS1120-DC | 1/2 | 3/8 |
| DS1120-DD | 1/2 | 1/2 |

| Part No. | Female Swivel | Male Pipe Size |
|-----------|---------------|----------------|
| DS1120-DE | 1/2 | 3/4 |
| DS1120-ED | 3/4 | 1/2 |
| DS1120-EE | 3/4 | 3/4 |
| DS1120-EF | 3/4 | 1 |
| DS1120-FE | 1 | 3/4 |
| DS1120-FF | 1 | 1 |
| DS1120-GF | 1-1/4 | 1 |
| DS1120-GG | 1-1/4 | 1-1/4 |
| DS1120-GH | 1-1/4 | 1-1/2 |
| DS1120-HG | 1-1/2 | 1-1/4 |
| DS1120-HH | 1-1/2 | 1-1/2 |
| DS1120-II | 2 | 2 |

FEMALE PIPE SWIVEL ELBOW 45°

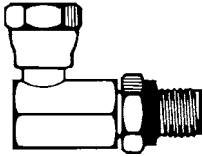
To Male Pipe



| Part No. | Female Swivel | Male Pipe Size |
|-----------|---------------|----------------|
| DS1124-AA | 1/8 | 1/8 |
| DS1124-AB | 1/8 | 1/4 |
| DS1124-BA | 1/4 | 1/8 |
| DS1124-BB | 1/4 | 1/4 |
| DS1124-BC | 1/4 | 3/8 |
| DS1124-BD | 1/4 | 1/2 |
| DS1124-CB | 3/8 | 1/4 |
| DS1124-CC | 3/8 | 3/8 |
| DS1124-CD | 3/8 | 1/2 |
| DS1124-DC | 1/2 | 3/8 |
| DS1124-DD | 1/2 | 1/2 |
| DS1124-DE | 1/2 | 3/4 |
| DS1124-ED | 3/4 | 1/2 |
| DS1124-EE | 3/4 | 3/4 |
| DS1124-EF | 3/4 | 1 |
| DS1124-FE | 1 | 3/4 |
| DS1124-FF | 1 | 1 |
| DS1124-FG | 1 | 1-1/4 |
| DS1124-GG | 1-1/4 | 1-1/4 |
| DS1124-HH | 1-1/2 | 1-1/2 |
| DS1124-II | 2 | 2 |

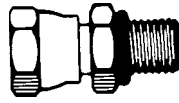
Swivel Adapters - Steel - with O-Ring

FEMALE PIPE SWIVEL ELBOW 90° To Male Straight O-Ring



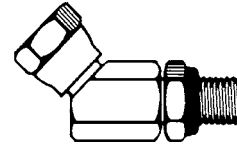
| Part No. | Fe. Pipe Swivel | Male O-Ring St. Thread |
|-------------|-----------------|------------------------|
| DS01115-B4 | 1/4 | 7/16-20 |
| DS01115-B6 | 1/4 | 9/16-18 |
| DS01115-C6 | 3/8 | 9/16-18 |
| DS01115-C8 | 3/8 | 3/4-16 |
| DS01115-C10 | 3/8 | 7/8-14 |
| DS01115-D6 | 1/2 | 9/16-18 |
| DS01115-D8 | 1/2 | 3/4-16 |
| DS01115-D10 | 1/2 | 7/8-14 |
| DS01115-D12 | 1/2 | 1-1/16-12 |
| DS01115-E8 | 3/4 | 3/4-16 |
| DS01115-E10 | 3/4 | 7/8-14 |
| DS01115-E12 | 3/4 | 1-1/16-12 |
| DS01115-E14 | 3/4 | 1-3/16-12 |
| DS01115-E16 | 3/4 | 1-5/16-12 |
| DS01115-E20 | 3/4 | 1-5/8-12 |
| DS01115-F16 | 1 | 1-5/16-12 |
| DS01115-G20 | 1-1/4 | 1-5/8-12 |
| DS01115-H24 | 1-1/2 | 1-7/8-12 |

FEMALE PIPE SWIVEL To Male Straight O-Ring



| Part No. | Fe. Pipe Swivel | Male O-Ring St. Thread |
|-------------|-----------------|------------------------|
| DS01120-B4 | 1/4 | 7/16-20 |
| DS01120-B5 | 1/4 | 1/2-20 |
| DS01120-B6 | 1/4 | 9/16-18 |
| DS01120-B8 | 1/4 | 3/4-16 |
| DS01120-C6 | 3/8 | 9/16-18 |
| DS01120-C8 | 3/8 | 3/4-16 |
| DS01120-C10 | 3/8 | 7/8-14 |
| DS01120-D6 | 1/2 | 9/16-18 |
| DS01120-D8 | 1/2 | 3/4-16 |
| DS01120-D10 | 1/2 | 7/8-14 |
| DS01120-D12 | 1/2 | 1-1/16-12 |
| DS01120-E8 | 3/4 | 3/4-16 |
| DS01120-E10 | 3/4 | 7/8-14 |
| DS01120-E12 | 3/4 | 1-1/16-12 |
| DS01120-E14 | 3/4 | 1-3/16-12 |
| DS01120-E16 | 3/4 | 1-5/16-12 |
| DS01120-F16 | 1 | 1-5/16-12 |
| DS01120-F20 | 1 | 1-5/8-12 |
| DS01120-G20 | 1-1/4 | 1-5/8-12 |
| DS01120-H24 | 1-1/2 | 1-7/8-12 |

FEMALE PIPE SWIVEL ELBOW 45° To Male Straight O-Ring



| Part No. | Fe. Pipe Swivel | Male O-Ring St. Thread |
|-------------|-----------------|------------------------|
| DS01124-B4 | 1/4 | 7/16-20 |
| DS01124-B6 | 1/4 | 9/16-18 |
| DS01124-C6 | 3/8 | 9/16-18 |
| DS01124-C8 | 3/8 | 3/4-16 |
| DS01124-C10 | 3/8 | 7/8-14 |
| DS01124-D8 | 1/2 | 3/4-16 |
| DS01124-D10 | 1/2 | 7/8-14 |
| DS01124-E10 | 3/4 | 7/8-14 |
| DS01124-E12 | 3/4 | 1-1/16-12 |
| DS01124-F16 | 1 | 1-5/16-12 |
| DS01124-G20 | 1-1/4 | 1-5/8-12 |
| DS01124-H24 | 1-1/2 | 1-7/8-12 |

O-Ring Face Seal Adapters (ORFS) - Steel

ORFS X MALE O-RING BOSS ELBOW - 90°




| Part No. | Pipe Size |
|---------------|-----------|
| DSFS1015-4 | 1/4 |
| DSFS1015-6 | 3/8 |
| DSFS1015-6-8 | 3/8 x 1/2 |
| DSFS1015-8 | 1/2 |
| DSFS1015-8-10 | 1/2 x 5/8 |
| DSFS1015-10 | 5/8 |
| DSFS1015-12 | 3/4 |
| DSFS1015-16 | 1 |
| DSFS1015-20 | 1-1/4 |

ORFS PLUG



| Part No. | Pipe Size |
|-------------|-----------|
| DSFS1018-4 | 1/4 |
| DSFS1018-6 | 3/8 |
| DSFS1018-8 | 1/2 |
| DSFS1018-10 | 5/8 |
| DSFS1018-12 | 3/4 |
| DSFS1018-16 | 1 |
| DSFS1018-20 | 1-1/4 |

ORFS X ORFS UNION




| Part No. | Pipe Size |
|-------------|-----------|
| DSFS1019-4 | 1/4 |
| DSFS1019-6 | 3/8 |
| DSFS1019-8 | 1/2 |
| DSFS1019-10 | 5/8 |
| DSFS1019-12 | 3/4 |
| DSFS1019-16 | 1 |
| DSFS1019-20 | 1-1/4 |

O-Ring Face Seal Adapters (ORFS) - Steel




ORFS X MALE O-RING BOSS CONNECTOR




| Part No. | Pipe Size |
|---------------|-----------|
| DSFS1020-4 | 1/4 |
| DSFS1020-6 | 3/8 |
| DSFS1020-8 | 1/2 |
| DSFS1020-8-10 | 1/2 x 5/8 |
| DSFS1020-10 | 5/8 |
| DSFS1020-12 | 3/4 |
| DSFS1020-16 | 1 |
| DSFS1020-20 | 1-1/4 |

ORFS X MALE NPTF CONNECTOR




| Part No. | Pipe Size |
|--------------|-----------|
| DSFS1022-4B | 1/4 x 1/8 |
| DSFS1022-6B | 3/8 x 1/4 |
| DSFS1022-6C | 3/8 x 3/8 |
| DSFS1022-8C | 1/2 x 3/8 |
| DSFS1022-8D | 1/2 x 1/2 |
| DSFS1022-10D | 5/8 x 1/2 |
| DSFS1022-12E | 3/4 x 3/4 |
| DSFS1022-16F | 1 x 1 |
| DSFS1022-20G | 1-1/4 |

ORFS X FEMALE ORFS SWIVEL RUN TEE




| Part No. | Pipe Size |
|-------------|-----------|
| DSFS1107-4 | 1/4 |
| DSFS1107-6 | 3/8 |
| DSFS1107-8 | 1/2 |
| DSFS1107-10 | 5/8 |
| DSFS1107-12 | 3/4 |
| DSFS1107-16 | 1 |

ORFS CAP



| Part No. | Pipe Size |
|-------------|-----------|
| DSFS1021-4 | 1/4 |
| DSFS1021-6 | 3/8 |
| DSFS1021-8 | 1/2 |
| DSFS1021-10 | 5/8 |
| DSFS1021-12 | 3/4 |
| DSFS1021-16 | 1 |
| DSFS1021-20 | 1-1/4 |

ORFS X MALE O-RING BOSS ELBOW - 45°



| Part No. | Pipe Size |
|-------------|-----------|
| DSFS1024-4 | 1/4 |
| DSFS1024-6 | 3/8 |
| DSFS1024-8 | 1/2 |
| DSFS1024-10 | 5/8 |
| DSFS1024-12 | 3/4 |
| DSFS1024-16 | 1 |

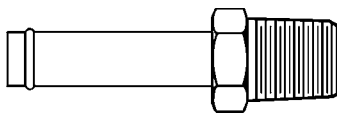
ORFS X FEMALE ORFS SWIVEL ELBOW - 90°



| Part No. | Pipe Size |
|-------------|-----------|
| DSFS1115-4 | 1/4 |
| DSFS1115-6 | 3/8 |
| DSFS1115-8 | 1/2 |
| DSFS1115-10 | 5/8 |
| DSFS1115-12 | 3/4 |
| DSFS1115-16 | 1 |

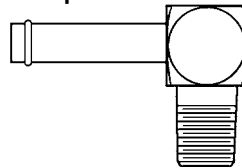
Beaded Hose Fittings - Steel

BEADED HOSE CONNECTOR To Male Pipe



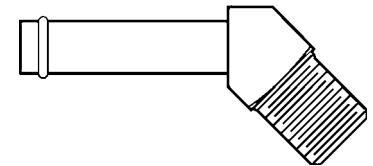
| Part No. | Hose I.D. | Male Pipe Size |
|------------|-----------|----------------|
| DS1125-4A | 1/4 | 1/8 |
| DS1125-6B | 3/8 | 1/4 |
| DS1125-8C | 1/2 | 3/8 |
| DS1125-8D | 1/2 | 1/2 |
| DS1125-10D | 5/8 | 1/2 |
| DS1125-12E | 3/4 | 3/4 |
| DS1125-16F | 1 | 1 |
| DS1125-20G | 1-1/4 | 1-1/4 |
| DS1125-24G | 1-1/2 | 1-1/4 |
| DS1125-24H | 1-1/2 | 1-1/2 |
| DS1125-32I | 2 | 2 |

BEADED HOSE ELBOW 90° To Male Pipe



| Part No. | Hose I.D. | Male Pipe Size |
|------------|-----------|----------------|
| DS1139-4A | 1/4 | 1/8 |
| DS1139-6B | 3/8 | 1/4 |
| DS1139-8C | 1/2 | 3/8 |
| DS1139-8D | 1/2 | 1/2 |
| DS1139-10D | 5/8 | 1/2 |
| DS1139-10E | 5/8 | 3/4 |
| DS1139-12D | 3/4 | 1/2 |
| DS1139-12E | 3/4 | 3/4 |
| DS1139-16F | 1 | 1 |
| DS1139-20G | 1-1/4 | 1-1/4 |
| DS1139-24H | 1-1/2 | 1-1/2 |
| DS1139-32I | 2 | 2 |

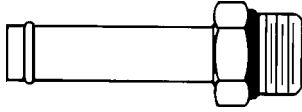
BEADED HOSE ELBOW 45° To Male Pipe



| Part No. | Hose I.D. | Male Pipe Size |
|------------|-----------|----------------|
| DS1140-4A | 1/4 | 1/8 |
| DS1140-6B | 3/8 | 1/4 |
| DS1140-8C | 1/2 | 3/8 |
| DS1140-10D | 5/8 | 1/2 |
| DS1140-12E | 3/4 | 3/4 |
| DS1140-16F | 1 | 1 |
| DS1140-20G | 1-1/4 | 1-1/4 |
| DS1140-24H | 1-1/2 | 1-1/2 |

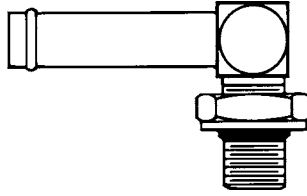
Beaded Hose Fittings - Steel - with O-Ring

BEADED HOSE CONNECTOR To Straight Thread O-Ring



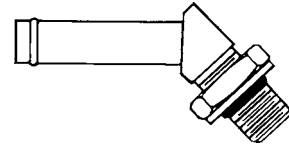
| Part No. | Hose I.D. | O-Ring Straight Thread |
|------------|-----------|------------------------------|
| DS01125-4 | 1/4 | 7/16-20 |
| DS01125-6 | 3/8 | 9/16-18 |
| DS01125-8 | 1/2 | 3/4-16 |
| DS01125-10 | 5/8 | 7/8-14 |
| DS01125-12 | 3/4 | 1-1/16-12 |
| DS01125-16 | 1 | 1-5/16-12 |
| DS01125-20 | 1-1/4 | 1-5/8-12 |
| DS01125-24 | 1-1/2 | 1-7/8-12 |
| DS01125-32 | 2 | 2-1/2-12 |

BEADED HOSE ELBOW 90° To Adj. Straight Thread O-Ring



| Part No. | Hose I.D. | O-Ring Straight Thread |
|------------|-----------|------------------------------|
| DS01139-4 | 1/4 | 7/16-20 |
| DS01139-6 | 3/8 | 9/16-18 |
| DS01139-8 | 1/2 | 3/4-16 |
| DS01139-10 | 5/8 | 7/8-14 |
| DS01139-12 | 3/4 | 1-1/16-12 |
| DS01139-16 | 1 | 1-5/16-12 |
| DS01139-20 | 1-1/4 | 1-5/8-12 |
| DS01139-24 | 1-1/2 | 1-7/8-12 |

BEADED HOSE ELBOW 45° To Adj. Straight Thread O-Ring

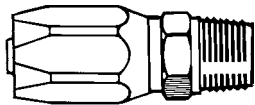


| Part No. | Hose I.D. | O-Ring Straight Thread |
|------------|-----------|------------------------------|
| DS01140-6 | 3/8 | 9/16-18 |
| DS01140-8 | 1/2 | 3/4-16 |
| DS01140-10 | 5/8 | 7/8-14 |
| DS01140-12 | 3/4 | 1-1/16-12 |
| DS01140-16 | 1 | 1-5/16-12 |
| DS01140-20 | 1-1/4 | 1-5/8-12 |
| DS01140-24 | 1-1/2 | 1-7/8-12 |

Re-usable Steel Hose Ends - Medium Pressure

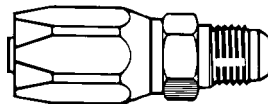
Usage: Can be used in conjunction with Truck or Hydraulic Hose for Fuel and Lube Oil Systems and LP Gas Applications.

MALE PIPE Steel



| Part No. | Hose Size I.D. | Pipe Size |
|------------|-------------------|--------------|
| DSR525-4A | 1/4 | 1/8 |
| DSR525-4B | 1/4 | 1/4 |
| DSR525-5B | 5/16 | 1/4 |
| DSR525-6B | 3/8 | 1/4 |
| DSR525-6C | 3/8 | 3/8 |
| DSR525-8C | 1/2 | 3/8 |
| DSR525-8D | 1/2 | 1/2 |
| DSR525-10D | 5/8 | 1/2 |
| DSR525-10E | 5/8 | 3/4 |
| DSR525-12E | 3/4 | 3/4 |
| DSR525-16E | 1 | 3/4 |
| DSR525-16F | 1 | 1 |
| DSR525-20G | 1-1/4 | 1-1/4 |
| DSR525-24H | 1-1/2 | 1-1/2 |
| DSR525-32I | 2 | 2 |

45° (S.A.E.) MALE RIGID



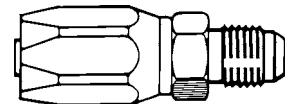
| Part No. | Hose Size I.D. | Tube Size O.D. |
|-------------|-------------------|-------------------|
| DSR527-44 | 1/4 | 1/4 |
| DSR527-55 | 5/16 | 5/16 |
| DSR527-66 | 3/8 | 3/8 |
| DSR527-88 | 1/2 | 1/2 |
| DSR527-1010 | 5/8 | 5/8 |
| DSR527-1212 | 3/4 | 3/4 |

45° (S.A.E.) FEMALE SWIVEL



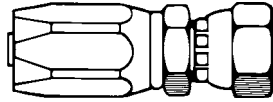
| Part No. | Hose Size I.D. | Tube Size O.D. |
|-------------|-------------------|-------------------|
| DSR528-44 | 1/4 | 1/4 |
| DSR528-55 | 5/16 | 5/16 |
| DSR528-66 | 3/8 | 3/8 |
| DSR528-88 | 1/2 | 1/2 |
| DSR528-1010 | 5/8 | 5/8 |
| DSR528-1212 | 3/4 | 3/4 |
| DSR528-1616 | 1 | 1 |
| DSR528-2020 | 1-1/4 | 1-1/4 |

37° (J.I.C.) MALE RIGID



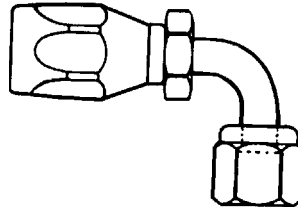
| Part No. | Hose Size I.D. | Tube Size O.D. |
|-------------|-------------------|-------------------|
| DSR537-44 | 1/4 | 1/4 |
| DSR537-55 | 5/16 | 5/16 |
| DSR537-66 | 3/8 | 3/8 |
| DSR537-88 | 1/2 | 1/2 |
| DSR537-1010 | 5/8 | 5/8 |
| DSR537-1212 | 3/4 | 3/4 |
| DSR537-1616 | 1 | 1 |

37° (J.I.C.) FEMALE SWIVEL



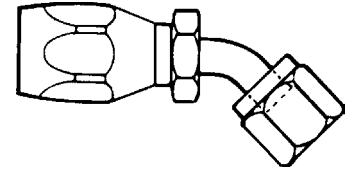
| Part No. | Hose Size I.D. | Tube Size O.D. |
|-------------|----------------|----------------|
| DSR538-44 | 1/4 | 1/4 |
| DSR538-55 | 5/16 | 5/16 |
| DSR538-66 | 3/8 | 3/8 |
| DSR538-88 | 1/2 | 1/2 |
| DSR538-1010 | 5/8 | 5/8 |
| DSR538-1212 | 3/4 | 3/4 |
| DSR538-1616 | 1 | 1 |
| DSR538-2020 | 1-1/4 | 1-1/4 |
| DSR538-2424 | 1-1/2 | 1-1/2 |
| DSR538-3232 | 2 | 2 |

37° (J.I.C.) ELBOW 90° FEMALE SWIVEL



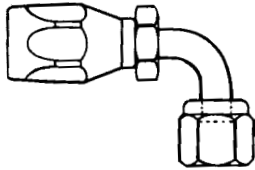
| Part No. | Hose Size I.D. | Tube Size O.D. |
|-------------|----------------|----------------|
| DSR539-44 | 1/4 | 1/4 |
| DSR539-55 | 5/16 | 5/16 |
| DSR539-66 | 3/8 | 3/8 |
| DSR539-88 | 1/2 | 1/2 |
| DSR539-1010 | 5/8 | 5/8 |
| DSR539-1212 | 3/4 | 3/4 |
| DSR539-1616 | 1 | 1 |
| DSR539-2020 | 1-1/4 | 1-1/4 |

37° (J.I.C.) ELBOW 45° FEMALE SWIVEL



| Part No. | Hose Size I.D. | Tube Size O.D. |
|-------------|----------------|----------------|
| DSR540-44 | 1/4 | 1/4 |
| DSR540-66 | 3/8 | 3/8 |
| DSR540-88 | 1/2 | 1/2 |
| DSR540-1010 | 5/8 | 5/8 |
| DSR540-1212 | 3/4 | 3/4 |
| DSR540-1616 | 1 | 1 |

45° (S.A.E.) ELBOW 90° FEMALE SWIVEL




| Part No. | Hose Size I.D. | Tube Size O.D. |
|-------------|----------------|----------------|
| DSR541-44 | 1/4 | 1/4 |
| DSR541-55 | 5/16 | 5/16 |
| DSR541-66 | 3/8 | 3/8 |
| DSR541-88 | 1/2 | 1/2 |
| DSR541-1010 | 5/8 | 5/8 |
| DSR541-1212 | 3/4 | 3/4 |
| DSR541-1616 | 1 | 1 |
| DSR541-2020 | 1-1/4 | 1-1/4 |

Hydraulic Grease Fittings



Hydraulic Grease Fittings are manufactured from high-quality, case hardened steel and are zinc plated to resist corrosion. Spring-loaded ball check valve ensures a dirt-free lubrication system. Grease Fittings are available in all popular thread types including thread-forming, drive fit and metric. Standard Package 25 pieces. Also available in bulk.



| Part No. | Bulk Part No. | Type | Description | Part No. | Bulk Part No. | Type | Description |
|----------|---------------|------|---------------------------------|------------------------|---------------|------|-----------------------|
| 904-607 | 904-607B | 7 | 1/8 NPT Straight Long | 904-691 | 904-691B | 5 | 1/4-28 90° Elbow |
| 904-610 | 904-610B | 1 | 1/8 NPT Straight | 904-692 | 904-692B | 1 | 5/16-24 Straight |
| 904-611 | 904-611B | 2 | 1/8 NPT 30° Elbow | 904-693 | 904-693B | 1 | 3/8-24 Straight |
| 904-688 | 904-688B | 3 | 1/8 NPT 45° Elbow | 904-690 | 904-690B | 6 | 1/4-28 Thread-Forming |
| 904-612 | 904-612B | 4 | 1/8 NPT 65° Elbow | METRIC FITTINGS | | | |
| 904-613 | 904-613B | 5 | 1/8 NPT 90° Elbow | 904-701 | 904-701B | 1 | 6mm x 1.0 Straight |
| 904-627 | 904-627B | 1 | 1/8 NPT Straight | 904-745 | 904-745B | 3 | 6mm x 1.0 45° Elbow |
| 904-629 | 904-629B | 4 | 1/8 NPT 65° Elbow | 904-790 | 904-790B | 5 | 6mm x 1.0 90° Elbow |
| 904-641 | 904-641B | 1 | 1/8 NPT Straight | 904-702 | 904-702B | 1 | 8mm x 1.0 Straight |
| 904-652 | 904-652B | 7 | 1/8 NPT Straight Long | 904-746 | 904-746B | 3 | 8mm x 1.0 45° Elbow |
| 904-636 | 904-636B | 3 | 1/8 NPT 45° Fully Threaded Long | 904-747 | 904-747B | 3 | 10mm x 1.0 45° Elbow |
| 904-637 | 904-637B | 3 | 1/8 NPT 45° Short | 904-791 | 904-791B | 5 | 8mm x 1.0 90° Elbow |
| | | | | 904-792 | 904-792B | 5 | 10mm x 1.0 90° Elbow |
| | | | | 904-703 | 904-703B | 1 | 10mm x 1.0 Straight |

GREASE FITTINGS ASSORTMENT No. 020-901

Contains 100 Inch Grease Fittings in six popular sizes.

- 60 904-641 6 904-691
- 20 904-610 4 904-688
- 6 904-637 4 904-613



METRIC GREASE FITTINGS ASSORTMENT No. 020-902

Contains 100 Metric Grease Fittings in six popular sizes.

- 40 904-701 10 904-745
- 20 904-702 10 904-746
- 10 904-703 10 904-790

These assortments are in transparent plastic index boxes with illustrated hinged lids. Order both for complete coverage of domestic and import vehicles.


GREASE GUN European High Quality, Precision made Tool



Part No. 904-793

GREASE COUPLER

Made of plated steel. For use with all types of hydraulic grease fittings. 1/8 female pipe thread with ball check. One size fits all grease whips.



Part No. 904-794

EXTENSION TUBE



Part No. 904-795

GREASE WHIPS

| Part Number | Lengths | Type |
|-------------|---------|--------|
| 904-796 | 12" | Type A |
| 904-797 | 18" | Type A |
| 904-799 | 12" | Type B |
| 904-800 | 18" | Type B |



Grease Whips are high pressure hoses designed for heavy duty use with any type hand gun and coupler. Available in 12" & 18" lengths.

Type A. Thermoplastic hose, 3/16 I.D., 1/8 male pipe thread both ends.

Type B. Extra heavy duty wire reinforced outer jacket hose, 1/8 male pipe thread both ends.

Nylon Vibration Proof Fittings



Nylon Fittings have good resistance to organic solvents, oils, and gasoline. Good strength at high temperatures. Good for hot and cold water applications. Long time weathering resistance. Good impact resistance both single and repeated. Not recommended for use with ammonium, boric acid, calcium, sulphuric acid or hydrochloric acid. Fittings are also available in Celcon, Polypropylene, Kynar to special order. See chemical resistance chart below for rating.

N.B.: When ordering assemblies:

D5000 - Series for low pressure application - all types of tubing standard.

D5100 - Series with stainless steel gripper for use with hard and smooth surface tubing.

D5200 - Series with plastic gripper for use with plastic tubing for sure grip.

How to select materials

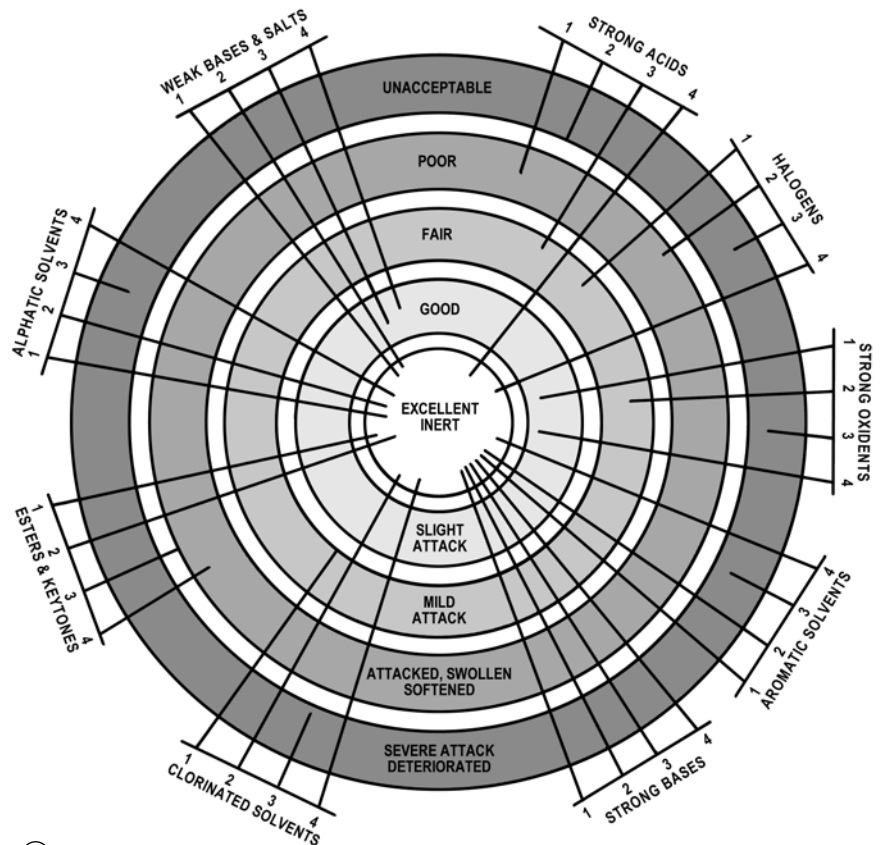
(N) Nylon has good resistance to organic solvents, oils and gasoline. Good strength at high temperatures. Cold and hot-water applications. Long-time weathering resistance. Good impact resistance, both single and repeated. Not recommended for use with ammonium, boric acid, calcium, sulfuric acid and hydrochloric acid.

(C) Celcon* or acetal copolymer has high tensile strength and good impact resistance over a broad temperature range. Translucent white colour. Not affected by continuous hot-water service and works smoothly with metal tubing. Suggested maximum continuous temperature is 220°F in air and 180°F in water. Unaffected by most inorganics except sulfuric, nitric and hydrochloric acids. Approved by USDA and FDA for coffee, milk and antibiotics. Should not be continuously exposed to sunlight.

(P) Polypropylene has good chemical resistance. Withstands continuous temperature up to 225°F. Opaque. Unaffected by most weak acids and alkalis. Below 175°F it has good resistance to organic solvents. Do not use with oxidants or strong acids or in continuous sunlight.

(K) Kynar* a polyvinylidene fluoride has outstanding chemical resistance for handling highly corrosive fluids.

CHEMICAL RESISTANCE OF NON-METALLIC FITTINGS



- ① NYLON
- ② CELCON (Acetal)
- *③ POLYPROPYLENE
- **④ KYNAR

* CELTON TRADEMARK OF CELANESE CORP.

** TRADEMARK - PENWALT CORP.

Nylon Vibration Proof Fittings



FERRULE NUT

With integral sleeve for low pressure applications with all types of tubing



| Part No. | Tube Size |
|----------|-----------|
| D5061-2 | 1/8 |
| D5061-4 | 1/4 |
| D5061-5 | 5/16 |
| D5061-6 | 3/8 |
| D5061-8 | 1/2 |

FERRULE NUT

With stainless steel gripper for use with hard and smooth surfaced tubing



| Part No. | Tube Size |
|----------|-----------|
| D5161-4 | 1/4 |
| D5161-5 | 5/16 |
| D5161-6 | 3/8 |
| D5161-8 | 1/2 |
| D5161-10 | 5/8 |
| D5161-12 | 3/4 |
| D5161-14 | 7/8 |


FERRULE NUT

With plastic gripper for use with plastic tubing for sure grip



| Part No. | Tube Size |
|----------|-----------|
| D5261-4 | 1/4 |
| D5261-5 | 5/16 |
| D5261-6 | 3/8 |
| D5261-8 | 1/2 |
| D5261-10 | 5/8 |
| D5261-12 | 3/4 |
| D5261-14 | 7/8 |

UNION CONNECTOR




| Part No. | Tube Size |
|-----------|-----------|
| D5062-4 | 1/4 |
| D5062-4-2 | 1/4 x 1/8 |
| D5062-5 | 5/16 |
| D5062-6 | 3/8 |
| D5062-6-4 | 3/8 x 1/4 |
| D5062-8 | 1/2 |
| D5062-8-6 | 1/2 x 3/8 |

| | |
|------------|-----------|
| D5162-4 | 1/4 |
| D5162-5 | 5/16 |
| D5162-6 | 3/8 |
| D5162-6-4 | 3/8 x 1/4 |
| D5162-8 | 1/2 |
| D5162-8-6 | 1/2 x 3/8 |
| D5162-10 | 5/8 |
| D5162-10-6 | 5/8 x 3/8 |
| D5162-12 | 3/4 |

| | |
|------------|-----------|
| D5262-4 | 1/4 |
| D5262-5 | 5/16 |
| D5262-6 | 3/8 |
| D5262-6-4 | 3/8 x 1/4 |
| D5262-8 | 1/2 |
| D5262-8-6 | 1/2 x 3/8 |
| D5262-10 | 5/8 |
| D5262-10-6 | 5/8 x 3/8 |
| D5262-12 | 3/4 |
| D5262-14 | 7/8 |

UNION TEE



| Part No. | Tube Size |
|----------|-----------|
| D5064-2 | 1/8 |
| D5064-4 | 1/4 |
| D5064-5 | 5/16 |
| D5064-6 | 3/8 |
| D5064-8 | 1/2 |

Part No. Tube Size

| | |
|------------|-----------|
| D5164-4 | 1/4 |
| D5164-5 | 5/16 |
| D5164-6 | 3/8 |
| D5164-8 | 1/2 |
| D5164-10 | 5/8 |
| D5164-10-6 | 5/8 x 3/8 |

| | |
|------------|-----------|
| D5264-4 | 1/4 |
| D5264-5 | 5/16 |
| D5264-6 | 3/8 |
| D5264-8 | 1/2 |
| D5264-10 | 5/8 |
| D5264-10-6 | 5/8 x 3/8 |
| D5264-14 | 7/8 |

UNION ELBOW 90°



Part No. Tube Size

| | |
|---------|------|
| D5065-4 | 1/4 |
| D5065-5 | 5/16 |
| D5065-6 | 3/8 |
| D5065-8 | 1/2 |

| | |
|----------|------|
| D5165-4 | 1/4 |
| D5165-5 | 5/16 |
| D5165-6 | 3/8 |
| D5165-8 | 1/2 |
| D5165-10 | 5/8 |
| D5165-14 | 7/8 |

| | |
|----------|------|
| D5265-4 | 1/4 |
| D5265-5 | 5/16 |
| D5265-6 | 3/8 |
| D5265-8 | 1/2 |
| D5265-10 | 5/8 |
| D5265-14 | 7/8 |

FEMALE CONNECTOR



Part No. Tube Size Pipe Size

| | | |
|----------|------|-----|
| D5066-4A | 1/4 | 1/8 |
| D5066-4B | 1/4 | 1/4 |
| D5066-5B | 5/16 | 1/4 |
| D5066-6B | 3/8 | 1/4 |
| D5066-6C | 3/8 | 3/8 |
| D5066-6D | 3/8 | 1/2 |
| D5066-8C | 1/2 | 3/8 |
| D5066-8D | 1/2 | 1/2 |

Nylon Vibration Proof Fittings



| Part No. | Tube Size | Pipe Size |
|-----------|-----------|-----------|
| D5166-4A | 1/4 | 1/8 |
| D5166-4B | 1/4 | 1/4 |
| D5166-5B | 5/16 | 1/4 |
| D5166-6B | 3/8 | 1/4 |
| D5166-6C | 3/8 | 3/8 |
| D5166-6D | 3/8 | 1/2 |
| D5166-8C | 1/2 | 3/8 |
| D5166-8D | 1/2 | 1/2 |
| D5166-10D | 5/8 | 1/2 |
| D5266-4A | 1/4 | 1/8 |
| D5266-4B | 1/4 | 1/4 |
| D5266-5B | 5/16 | 1/4 |
| D5266-6B | 3/8 | 1/4 |
| D5266-6C | 3/8 | 3/8 |
| D5266-6D | 3/8 | 1/2 |
| D5266-8C | 1/2 | 3/8 |
| D5266-8D | 1/2 | 1/2 |
| D5266-10D | 5/8 | 1/2 |

MALE CONNECTOR



| Part No. | Tube Size | Pipe Size |
|-----------|-----------|-----------|
| D5068-2A | 1/8 | 1/8 |
| D5068-4A | 1/4 | 1/8 |
| D5068-4B | 1/4 | 1/4 |
| D5068-4C | 1/4 | 3/8 |
| D5068-5A | 5/16 | 1/8 |
| D5068-5B | 5/16 | 1/4 |
| D5068-6A | 3/8 | 1/8 |
| D5068-6B | 3/8 | 1/4 |
| D5068-6C | 3/8 | 3/8 |
| D5068-6D | 3/8 | 1/2 |
| D5068-8A | 1/2 | 1/8 |
| D5068-8B | 1/2 | 1/4 |
| D5068-8C | 1/2 | 3/8 |
| D5068-8D | 1/2 | 1/2 |
| D5168-4A | 1/4 | 1/8 |
| D5168-4B | 1/4 | 1/4 |
| D5168-4C | 1/4 | 3/8 |
| D5168-5A | 5/16 | 1/8 |
| D5168-5B | 5/16 | 1/4 |
| D5168-6A | 3/8 | 1/8 |
| D5168-6B | 3/8 | 1/4 |
| D5168-6C | 3/8 | 3/8 |
| D5168-6D | 3/8 | 1/2 |
| D5168-8A | 1/2 | 1/8 |
| D5168-8B | 1/2 | 1/4 |
| D5168-8C | 1/2 | 3/8 |
| D5168-8D | 1/2 | 1/2 |
| D5168-10C | 5/8 | 3/8 |
| D5168-10D | 5/8 | 1/2 |
| D5168-12D | 3/4 | 1/2 |
| D5168-14E | 7/8 | 3/4 |

| Part No. | Tube Size | Pipe Size |
|-----------|-----------|-----------|
| D5268-4A | 1/4 | 1/8 |
| D5268-4B | 1/4 | 1/4 |
| D5268-4C | 1/4 | 3/8 |
| D5268-5A | 5/16 | 1/8 |
| D5268-5B | 5/16 | 1/4 |
| D5268-6A | 3/8 | 1/8 |
| D5268-6B | 3/8 | 1/4 |
| D5268-6C | 3/8 | 3/8 |
| D5268-6D | 3/8 | 1/2 |
| D5268-8A | 1/2 | 1/8 |
| D5268-8B | 1/2 | 1/4 |
| D5268-8C | 1/2 | 3/8 |
| D5268-8D | 1/2 | 1/2 |
| D5268-10C | 5/8 | 3/8 |
| D5268-10D | 5/8 | 1/2 |
| D5268-12D | 3/4 | 1/2 |
| D5268-12E | 3/4 | 3/4 |
| D5268-14E | 7/8 | 3/4 |

MALE ELBOW 90°



| Part No. | Tube Size | Pipe Size |
|-----------|-----------|-----------|
| D5069-2A | 1/8 | 1/8 |
| D5069-4A | 1/4 | 1/8 |
| D5069-4B | 1/4 | 1/4 |
| D5069-4C | 1/4 | 3/8 |
| D5069-5A | 5/16 | 1/8 |
| D5069-5B | 5/16 | 1/4 |
| D5069-6B | 3/8 | 1/4 |
| D5069-6C | 3/8 | 3/8 |
| D5069-8C | 1/2 | 3/8 |
| D5069-8D | 1/2 | 1/2 |
| D5169-4A | 1/4 | 1/8 |
| D5169-4B | 1/4 | 1/4 |
| D5169-4C | 1/4 | 3/8 |
| D5169-5A | 5/16 | 1/8 |
| D5169-5B | 5/16 | 1/4 |
| D5169-6B | 3/8 | 1/4 |
| D5169-6C | 3/8 | 3/8 |
| D5169-8C | 1/2 | 3/8 |
| D5169-8D | 1/2 | 1/2 |
| D5169-10C | 5/8 | 3/8 |
| D5169-10D | 5/8 | 1/2 |

| Part No. | Tube Size | Pipe Size |
|-----------|-----------|-----------|
| D5269-4A | 1/4 | 1/8 |
| D5269-4B | 1/4 | 1/4 |
| D5269-4C | 1/4 | 3/8 |
| D5269-5A | 5/16 | 1/8 |
| D5269-5B | 5/16 | 1/4 |
| D5269-6B | 3/8 | 1/4 |
| D5269-6C | 3/8 | 3/8 |
| D5269-8C | 1/2 | 3/8 |
| D5269-8D | 1/2 | 1/2 |
| D5269-10C | 5/8 | 3/8 |
| D5269-10D | 5/8 | 1/2 |

FEMALE ELBOW 90°



| Part No. | Tube Size | Pipe Size |
|-----------|-----------|-----------|
| D5070-2B | 1/8 | 1/4 |
| D5070-4A | 1/4 | 1/8 |
| D5070-4B | 1/4 | 1/4 |
| D5070-5B | 5/16 | 1/4 |
| D5070-6B | 3/8 | 1/4 |
| D5070-6C | 3/8 | 3/8 |
| D5070-8C | 1/2 | 3/8 |
| D5070-8D | 1/2 | 1/2 |
| D5170-4A | 1/4 | 1/8 |
| D5170-4B | 1/4 | 1/4 |
| D5170-5B | 5/16 | 1/4 |
| D5170-6B | 3/8 | 1/4 |
| D5170-6C | 3/8 | 3/8 |
| D5170-8C | 1/2 | 3/8 |
| D5170-8D | 1/2 | 1/2 |
| D5170-10D | 5/8 | 1/2 |
| D5270-4A | 1/4 | 1/8 |
| D5270-4B | 1/4 | 1/4 |
| D5270-5B | 5/16 | 1/4 |
| D5270-6B | 3/8 | 1/4 |
| D5270-6C | 3/8 | 3/8 |
| D5270-8C | 1/2 | 3/8 |
| D5270-8D | 1/2 | 1/2 |
| D5270-10D | 5/8 | 1/2 |

Nylon Vibration Proof Fittings




MALE RUN TEE



| Part No. | Tube Size | Pipe Size |
|-----------|-----------|-----------|
| D5071-4A | 1/4 | 1/8 |
| D5071-4B | 1/4 | 1/4 |
| D5071-5B | 5/16 | 1/4 |
| D5071-6B | 3/8 | 1/4 |
| D5071-6C | 3/8 | 3/8 |
| D5071-8C | 1/2 | 3/8 |
| D5071-8D | 1/2 | 1/2 |
| <hr/> | | |
| D5171-4A | 1/4 | 1/8 |
| D5171-4B | 1/4 | 1/4 |
| D5171-5B | 5/16 | 1/4 |
| D5171-6B | 3/8 | 1/4 |
| D5171-6C | 3/8 | 3/8 |
| D5171-8C | 1/2 | 3/8 |
| D5171-8D | 1/2 | 1/2 |
| D5171-10D | 5/8 | 1/2 |
| D5171-12D | 3/4 | 1/2 |
| D5171-12E | 3/4 | 3/4 |
| D5171-14E | 7/8 | 3/4 |
| <hr/> | | |
| D5271-4A | 1/4 | 1/8 |
| D5271-4B | 1/4 | 1/4 |
| D5271-5B | 5/16 | 1/4 |
| D5271-6B | 3/8 | 1/4 |
| D5271-6C | 3/8 | 3/8 |
| D5271-8C | 1/2 | 3/8 |
| D5271-8D | 1/2 | 1/2 |
| D5271-10D | 5/8 | 1/2 |
| D5271-12D | 3/4 | 1/2 |
| D5271-12E | 3/4 | 3/4 |
| D5271-14E | 7/8 | 3/4 |

MALE BRANCH TEE




| Part No. | Tube Size | Pipe Size |
|-----------|-----------|-----------|
| D5072-4A | 1/4 | 1/8 |
| D5072-4B | 1/4 | 1/4 |
| D5072-5B | 5/16 | 1/4 |
| D5072-6B | 3/8 | 1/4 |
| D5072-6C | 3/8 | 3/8 |
| D5072-8C | 1/2 | 3/8 |
| D5072-8D | 1/2 | 1/2 |
| <hr/> | | |
| D5172-4A | 1/4 | 1/8 |
| D5172-4B | 1/4 | 1/4 |
| D5172-5B | 5/16 | 1/4 |
| D5172-6B | 3/8 | 1/4 |
| D5172-6C | 3/8 | 3/8 |
| D5172-8C | 1/2 | 3/8 |
| D5172-8D | 1/2 | 1/2 |
| D5172-10D | 5/8 | 1/2 |
| D5172-12D | 3/4 | 1/2 |
| D5172-12E | 3/4 | 3/4 |
| D5172-14E | 7/8 | 3/4 |
| <hr/> | | |
| D5272-4A | 1/4 | 1/8 |
| D5272-4B | 1/4 | 1/4 |
| D5272-5B | 5/16 | 1/4 |
| D5272-6B | 3/8 | 1/4 |
| D5272-6C | 3/8 | 3/8 |
| D5272-8C | 1/2 | 3/8 |
| D5272-8D | 1/2 | 1/2 |
| D5272-10D | 5/8 | 1/2 |
| D5272-12D | 3/4 | 1/2 |
| D5272-12E | 3/4 | 3/4 |
| D5272-14E | 7/8 | 3/4 |

INSERTS



| Part No. | Tube Size |
|----------|-----------|
| D5081-4 | 1/4 |
| D5081-5 | 5/16 |
| D5081-6 | 3/8 |
| D5081-8 | 1/2 |

BULK HEAD UNION



| Part No. | Tube Size |
|----------|-----------|
| D5077-4 | 1/4 |
| D5077-5 | 5/16 |
| D5077-6 | 3/8 |
| D5077-8 | 1/2 |
| <hr/> | |
| D5177-4 | 1/4 |
| D5177-5 | 5/16 |
| D5177-6 | 3/8 |
| D5177-8 | 1/2 |
| D5177-12 | 3/4 |
| <hr/> | |
| D5277-4 | 1/4 |
| D5277-5 | 5/16 |
| D5277-6 | 3/8 |
| D5277-8 | 1/2 |
| D5277-12 | 3/4 |

BULK HEAD LOCK NUT



| Part No. | Tube Size |
|-------------|-----------|
| DBHN5077-4 | 1/4 |
| DBHN5077-5 | 5/16 |
| DBHN5077-6 | 3/8 |
| DBHN5077-8 | 1/2 |
| DBHN5077-12 | 3/4 |

Please Note: It is not necessary to disassemble these fittings for application. Merely insert tubing to tube stop and tighten for seal.

Push-to-Connect Nylon Fittings



P.T.C. UNION ELBOW



| Part No. | Tube O.D. |
|------------|-----------|
| D3502-5/32 | 5/32 |
| D3502-4 | 1/4 |
| D3502-6 | 3/8 |
| D3502-8 | 1/2 |

P.T.C. SWIVEL MALE RUN TEE



| Part No. | Tube O.D. |
|------------|------------|
| D3503-5/32 | 5/32 x 1/8 |
| D3503-4A | 1/4 x 1/8 |
| D3503-4B | 1/4 x 1/4 |
| D3503-6A | 3/8 x 1/8 |
| D3503-6B | 3/8 x 1/4 |
| D3503-6C | 3/8 x 3/8 |
| D3503-8C | 1/4 x 3/8 |
| D3503-8D | 1/2 x 1/2 |

P.T.C. TEE



| Part No. | Tube O.D. |
|------------|-----------|
| D3504-5/32 | 5/32 |
| D3504-4 | 1/4 |
| D3504-6 | 3/8 |
| D3504-8 | 1/2 |

P.T.C. UNION



| Part No. | Tube O.D. |
|------------|-----------|
| D3506-5/32 | 5/32 |
| D3506-4 | 1/4 |
| D3506-6 | 3/8 |
| D3506-8 | 1/2 |

P.T.C. EXPANDING ADAPTER



| Part No. | Tube O.D. |
|--------------|------------|
| D3506-4-5/32 | 1/4 x 5/32 |
| D3506-6-4 | 3/8 x 1/4 |
| D3506-6-5/32 | 3/8 x 5/32 |

P.T.C. SWIVEL MALE BRANCH TEE



| Part No. | Tube O.D. |
|-------------|------------|
| D3508-5/32A | 5/32 x 1/8 |
| D3508-4A | 1/4 x 1/8 |
| D3508-4B | 1/4 x 1/4 |
| D3508-6A | 3/8 x 1/8 |
| D3508-6B | 3/8 x 1/4 |
| D3508-6C | 3/8 x 3/8 |
| D3508-8D | 1/2 x 3/8 |

P.T.C. MALE SWIVEL ELBOW 90 DEG.



| Part No. | Tube O.D. |
|-------------|------------|
| D3509-5/32A | 5/32 x 1/8 |
| D3509-5/32B | 5/32 X 1/4 |
| D3509-4A | 1/4 x 1/8 |
| D3509-4B | 1/4 x 1/4 |
| D3509-4C | 1/4 x 3/8 |
| D3509-6A | 3/8 x 1/8 |
| D3509-6B | 3/8 x 1/4 |
| D3509-6C | 3/8 x 3/8 |
| D3509-8B | 1/2 x 1/4 |
| D3509-8C | 1/2 x 3/8 |
| D3509-8D | 1/2 x 1/2 |

P.T.C. FEMALE CONNECTOR



| Part No. | Tube O.D. |
|-------------|------------|
| D3514-5/32A | 5/32 x 1/8 |
| D3514-4A | 1/4 x 1/8 |
| D3514-4B | 1/4 x 1/4 |
| D3514-6B | 3/8 x 1/4 |
| D3514-6C | 3/8 x 3/8 |

P.T.C. BULKHEAD UNION



| Part No. | Tube O.D. |
|------------|-----------|
| D3516-5/32 | 5/32 |
| D3516-4 | 1/4 |
| D3516-6 | 3/8 |
| D3516-8 | 1/2 |

P.T.C. PLUG



| Part No. | Tube O.D. |
|------------|-----------|
| D3526-5/32 | 5/32 |
| D3526-4 | 1/4 |
| D3526-6 | 3/8 |
| D3526-8 | 1/2 |

P.T.C. FEMALE ELBOW 90 DEG.



| Part No. | Tube O.D. |
|----------|-----------|
| D3529-4A | 1/4 x 1/8 |
| D3529-4B | 1/4 x 1/4 |
| D3529-6B | 3/8 x 1/4 |

P.T.C. FEMALE BULKHEAD UNION



| Part No. | Tube O.D. |
|----------|-----------|
| D3536-4A | 1/4 X 1/8 |

P.T.C. MALE CONNECTOR



| Part No. | Tube O.D. |
|----------|-----------|
| D3575-4A | 1/4 x 1/8 |
| D3575-4B | 1/4 x 1/4 |
| D3575-4C | 1/4 x 3/8 |
| D3575-6A | 3/8 x 1/8 |
| D3575-6B | 3/8 x 1/4 |
| D3575-6C | 3/8 x 3/8 |
| D3575-6D | 3/8 x 1/2 |
| D3575-8B | 1/2 x 1/4 |
| D3575-8C | 1/2 x 3/8 |
| D3575-8D | 1/2 x 1/2 |

P.T.C. MALE TO FEMALE RUN TEE.



| Part No. | Tube O.D. |
|-----------|-----------------|
| D3576-4A | 1/4 x 1/8 x 1/8 |
| D3576-4AB | 1/4 x 1/8 x 1/4 |

FEMALE BRANCH TEE



| Part No. | Tube O.D. |
|----------|-----------|
| D3608-4A | 1/4 X 1/8 |

TECHNICAL INFORMATION

Important when installing fittings...

- Double-check that the tube is of the diameter to match the fitting.
- Cut the tube squarely, whatever the material and clean the tube end.
- Push the tube fully home into the fitting - past the 'O' ring until it meets the tube end stop.
- Make sure that the tube is free and does not place undue stress in the fitting. Avoid too small a radius when bending tubing.
- TEST THE CIRCUIT THOROUGHLY BEFORE USE.

Special aids to help you...

- Superseal fittings for hard and stainless steel tubes.
- A grooving tool also to help grip on hard steels when using standard fittings.
- A collect locking tool to stop 'bug traps' for fittings used with aerated liquids.
- Coloured collects for colour-coding.
- A tube support insert to give the ends of soft tubes extra rigidity.

APPLICATIONS:

Fitting System was designed for use with compressed air, water, food and beverages and many other types of liquids, gases and chemicals*.

Tubing Requirements

Fitting accepts many types of tubing including Nylon, Polyethylene, PVC, Soft Metals, Teflon, Vinyl plus many other types of tubing.

Materials: Body & Cover of Celcon® (Acetal Copolymer) Resin. 'O'-Ring - Nitrile (Std.) EPDM plus others.* Collet of 304 SS and Celcon®.

Swivel Feature: Threaded elbows and tees swivel 360°.

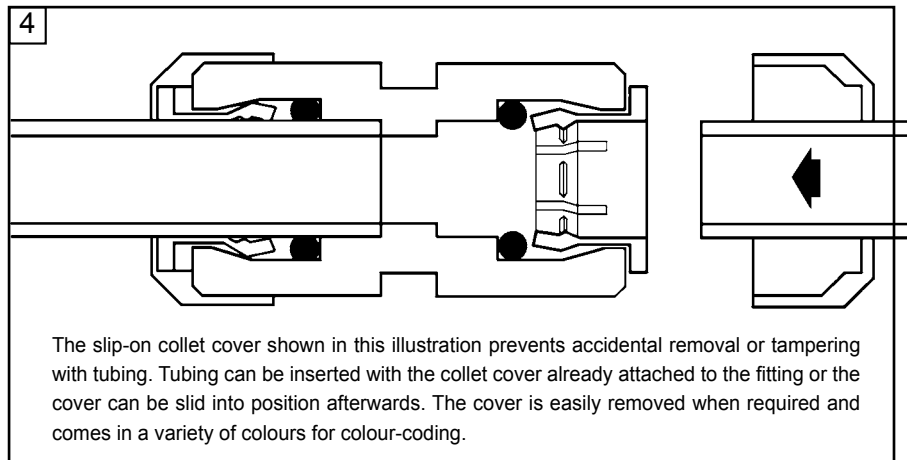
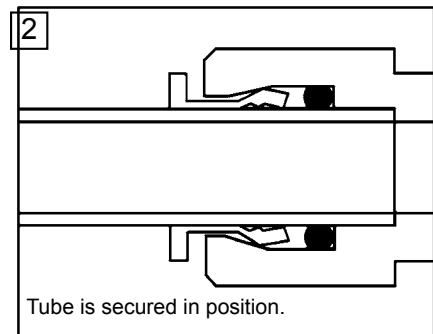
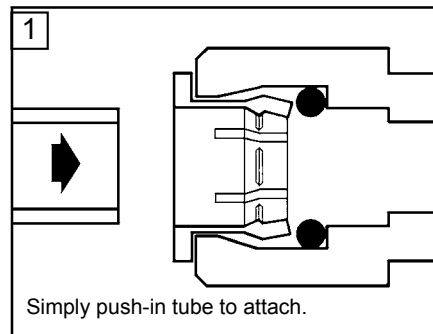
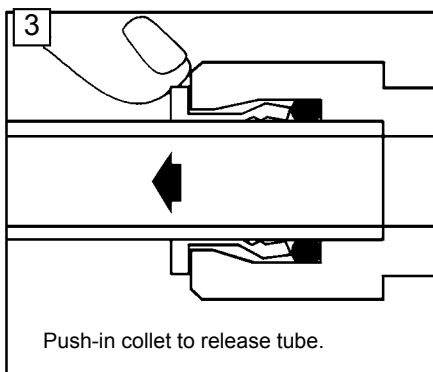
Tube diameters

| Inch O.D. | Metric O.D. |
|-----------|-------------|
| 5/32 | 4mm |
| 3/16 | 5mm |
| 1/4 | 6mm |
| 5/16 | 8mm |
| 3/8 | 10mm |
| 1/2 | 12mm |

* Consult our office for applications beyond specified limits.

These diagrams illustrate the ease and simplicity of using John Guest fittings:

- The rapid, simple and secure way to connect tubes.
- Manual operation-no tools needed.
- No restriction of flow.
- Light and easy to handle.
- Ideal for compressed air, food and drink applications.
- Can be reused many times.
- Collect cover prevents accidental removal of tube and allows colour-coding.



John Guest Push-to-Connect Fittings

CROSS



| Part No. | Tube O.D. |
|----------|-----------|
| D6002-6 | 3/8 |

END STOP



| Part No. | Tube O.D. |
|----------|-----------|
| D6004-4 | 1/4 |
| D6004-6 | 3/8 |

STEM ADAPTER



| Part No. | Stem O.D. | Pipe Thread (NPTF) |
|-------------|-----------|--------------------|
| D6005-5/32A | 5/32 | 1/8 |
| D6005-5/32B | 5/32 | 1/4 |
| D6005-3A | 3/16 | 1/8 |
| D6005-4A | 1/4 | 1/8 |
| D6005-4B | 1/4 | 1/4 |
| D6005-5A | 5/16 | 1/8 |
| D6005-5B | 5/16 | 1/4 |
| D6005-5C | 5/16 | 3/8 |
| D6005-6B | 3/8 | 1/4 |
| D6005-6C | 3/8 | 3/8 |
| D6005-8C | 1/2 | 3/8 |
| D6005-8D | 1/2 | 1/2 |

REDUCER



| Part No. | Stem O.D. | Tube O.D. |
|--------------|-----------|-----------|
| D6006-3-5/32 | 3/16 | 5/32 |
| D6006-5-3 | 5/16 | 3/16 |
| D6006-5-4 | 5/16 | 1/4 |
| D6006-5-6 | 5/16 | 3/8 |
| D6006-6-3 | 3/8 | 3/16 |
| D6006-6-4 | 3/8 | 1/4 |
| D6006-6-5 | 3/8 | 5/16 |
| D6006-8-5 | 1/2 | 5/16 |
| D6006-8-6 | 1/2 | 3/8 |

ENLARGER



| Part No. | Stem O.D. | Tube O.D. |
|-----------|-----------|-----------|
| D6007-5-6 | 5/16 | 3/8 |
| D6007-6-8 | 3/8 | 1/2 |

PLUG



| Part No. | Stem O.D. |
|------------|-----------|
| D6008-5/32 | 5/32 |
| D6008-3 | 3/16 |
| D6008-4 | 1/4 |
| D6008-5 | 5/16 |
| D6008-6 | 3/8 |
| D6008-8 | 1/2 |

FEMALE ADAPTER

UN Thread



| Part No. | Tube O.D. | Thread (UN) |
|----------|-----------|-------------|
| D6015-5 | 5/16 | 1/2-16 |
| D6015-6 | 3/8 | 1/2-16 |
| D6015-8 | 1/2 | 1/2-16 |

FAUCET CONNECTOR

UNS Thread



| Part No. | Tube O.D. | Thread (UNS) |
|----------|-----------|--------------|
| D6016-4 | 1/4 | 7/16-24 |
| D6016-5 | 5/16 | 7/16-24 |
| D6016-6 | 3/8 | 7/16-24 |

FEMALE ADAPTER

NPTF Thread



| Part No. | Tube O.D. | Thread (NPTF) |
|----------|-----------|---------------|
| D6017-4B | 1/4 | 1/4 |
| D6017-6B | 3/8 | 1/4 |

COLLET COVERS



| Part No. | Tube O.D. |
|------------|-----------|
| D6019-5/32 | 5/32 |
| D6019-3 | 3/16 |
| D6019-4 | 1/4 |
| D6019-5 | 5/16 |
| D6019-6 | 3/8 |
| D6019-8 | 1/2 |

Colored versions are available for color-coding. Details on request.

LOCKING CLIP



| Part No. | Tube O.D. |
|----------|-----------|
| D6020-4 | 1/4 |
| D6020-6 | 3/8 |

PLUG IN ELBOW 90°



| Part No. | Stem O.D. | Tube O.D. |
|------------|-----------|-----------|
| D6022-5/32 | 5/32 | 5/32 |
| D6022-3-3 | 3/16 | 3/16 |
| D6022-4-4 | 1/4 | 1/4 |
| D6022-5-5 | 5/16 | 5/16 |
| D6022-6-3 | 3/8 | 3/16 |
| D6022-6-4 | 3/8 | 1/4 |
| D6022-6-5 | 3/8 | 5/16 |
| D6022-6-6 | 3/8 | 3/8 |
| D6022-8-8 | 1/2 | 1/2 |

2 WAY DIVIDER



| Part No. | Tube O.D. 'inlet' | Tube O.D. 'outlet' | Tube O.D. 'outlet' |
|-------------|-------------------|--------------------|--------------------|
| D6023-5-5-5 | 5/16 | 5/16 | 5/16 |
| D6023-6-6-6 | 3/8 | 3/8 | 3/8 |

UNEQUAL 2 WAY DIVIDER



| Part No. | Tube O.D. 'inlet' | Tube O.D. 'outlet' | Tube O.D. 'outlet' |
|-------------|-------------------|--------------------|--------------------|
| D6024-6-5-5 | 3/8 | 5/16 | 5/16 |

John Guest Push-to-Connect Fittings

TUBE TO HOSE STEM



| Part No. | Stem O.D. | Tube I.D. |
|-----------|-----------|-----------|
| D6025-4-3 | 1/4 | 3/16 |
| D6025-4-4 | 1/4 | 1/4 |
| D6025-4-5 | 1/4 | 5/16 |
| D6025-5-3 | 5/16 | 3/16 |
| D6025-5-4 | 5/16 | 1/4 |
| D6025-5-5 | 5/16 | 5/16 |
| D6025-5-6 | 5/16 | 3/8 |
| D6025-6-4 | 3/8 | 1/4 |
| D6025-6-5 | 3/8 | 5/16 |
| D6025-6-6 | 3/8 | 3/8 |
| D6025-6-8 | 3/8 | 1/2 |
| D6025-8-6 | 1/2 | 3/8 |
| D6025-8-8 | 1/2 | 1/2 |

FLOW BEND TUBE CLIP



| Part No. | Tube O.D. |
|----------|-----------|
| D6026-5 | 5/16 |
| D6026-6 | 3/8 |

THREE-WAY DIVIDER



| Part No. | Tube O.D. |
|-----------|-----------|
| D6027-8-6 | 1/2 x 3/8 |

TUBE TO HOSE ELBOW



| Part No. | Stem O.D. | Tube I.D. |
|-----------|-----------|-----------|
| D6029-4-4 | 1/4 | 1/4 |
| D6029-4-5 | 1/4 | 5/16 |
| D6029-5-4 | 5/16 | 1/4 |
| D6029-5-5 | 5/16 | 5/16 |
| D6029-6-4 | 3/8 | 1/4 |
| D6029-6-5 | 3/8 | 5/16 |

FEMALE SAE 45° FLARE ADAPTER



| Part No. | Tube Size | Female Fl. |
|-----------|-----------|------------|
| D6047-5-4 | 5/16 | 1/4 |
| D6047-6-4 | 3/8 | 1/4 |
| D6047-6-6 | 3/8 | 3/8 |

MALE CONNECTOR "FLARE"



| Part No. | Tube Size O.D. | Male Fl. Size O.D. |
|-----------|----------------|--------------------|
| D6048-4-4 | 1/4 | 1/4 |
| D6048-5-5 | 5/16 | 5/16 |
| D6048-6-4 | 3/8 | 1/4 |
| D6048-6-5 | 3/8 | 5/16 |
| D6048-6-6 | 3/8 | 3/8 |
| D6048-6-8 | 3/8 | 1/2 |
| D6048-8-8 | 1/2 | 1/2 |

UNION CONNECTOR



| Part No. | Tube O.D. |
|------------|-----------|
| D6062-5/32 | 5/32 |
| D6062-3 | 3/16 |
| D6062-4 | 1/4 |
| D6062-5 | 5/16 |
| D6062-6 | 3/8 |
| D6062-8 | 1/2 |

REDUCING UNION



| Part No. | Tube O.D. x Tube O.D. |
|--------------|-----------------------|
| D6062-4-3 | 1/4 x 3/16 |
| D6062-5-5/32 | 5/16 x 5/32 |
| D6062-5-3 | 5/16 x 3/16 |
| D6062-5-4 | 5/16 x 1/4 |
| D6062-6-3 | 3/8 x 3/16 |
| D6062-6-4 | 3/8 x 1/4 |
| D6062-6-5 | 3/8 x 5/16 |
| D6062-8-5 | 1/2 x 5/16 |
| D6062-8-6 | 1/2 x 3/8 |

UNION TEE



| Part No. | Tube O.D. |
|------------|-----------------|
| D6064-5/32 | 5/32 |
| D6064-3 | 3/16 |
| D6064-4 | 1/4 |
| D6064-5 | 5/16 |
| D6064-6 | 3/8 |
| D6064-6-4 | 3/8 x 3/8 x 1/4 |
| D6064-8 | 1/2 |
| D6064-8-6 | 1/2 x 1/2 x 3/8 |

UNION ELBOW 90°



| Part No. | Tube O.D. |
|------------|-----------|
| D6065-5/32 | 5/32 |
| D6065-3 | 3/16 |
| D6065-4 | 1/4 |
| D6065-5 | 5/16 |
| D6065-6 | 3/8 |
| D6065-8 | 1/2 |


REDUCING ELBOW 90°



| Part No. | Tube O.D. x Tube O.D. |
|--------------|-----------------------|
| D6065-5-5/32 | 5/16 x 5/32 |
| D6065-5-3 | 5/16 x 3/16 |
| D6065-5-4 | 5/16 x 1/4 |
| D6065-6-3 | 3/8 x 3/16 |
| D6065-6-4 | 3/8 x 1/4 |
| D6065-6-5 | 3/8 x 5/16 |
| D6065-8-5 | 1/2 x 5/16 |
| D6065-8-6 | 1/2 x 3/8 |

John Guest Push-to-Connect Fittings

MALE PIPE CONNECTOR



| Part No. | Tube O.D. | Pipe Thread (NPTF) |
|-------------|-----------|--------------------|
| D6068-5/32A | 5/32 | 1/8 |
| D6068-5/32B | 5/32 | 1/4 |
| D6068-3A | 3/16 | 1/8 |
| D6068-4A | 1/4 | 1/8 |
| D6068-4B | 1/4 | 1/4 |
| D6068-4C | 1/4 | 3/8 |
| D6068-5A | 5/16 | 1/8 |
| D6068-5B | 5/16 | 1/4 |
| D6068-5C | 5/16 | 3/8 |
| D6068-6A | 3/8 | 1/8 |
| D6068-6B | 3/8 | 1/4 |
| D6068-6C | 3/8 | 3/8 |
| D6068-6D | 3/8 | 1/2 |
| D6068-8C | 1/2 | 3/8 |
| D6068-8D | 1/2 | 1/2 |
| D6068-10E | 5/8 | 3/4 |

SWIVEL ELBOW 90°



| Part No. | Tube O.D. | Pipe Thread (NPTF) |
|-------------|-----------|--------------------|
| D6069-5/32A | 5/32 | 1/8 |
| D6069-5/32B | 5/32 | 1/4 |
| D6069-3A | 3/16 | 1/8 |
| D6069-4A | 1/4 | 1/8 |
| D6069-4B | 1/4 | 1/4 |
| D6069-5A | 5/16 | 1/8 |
| D6069-5B | 5/16 | 1/4 |
| D6069-5C | 5/16 | 3/8 |
| D6069-6B | 3/8 | 1/4 |
| D6069-6C | 3/8 | 3/8 |
| D6069-8C | 1/2 | 3/8 |
| D6069-8D | 1/2 | 1/2 |

FIXED ELBOW 90°



| Part No. | Tube O.D. | Thread (NPTF) |
|------------|-----------|---------------|
| D6069F-4A | 1/4 | 1/8 |
| D6069F-4B | 1/4 | 1/4 |
| D6069F-4C | 1/4 | 3/8 |
| D6069F-6B | 3/8 | 1/4 |
| D6069F-6C | 3/8 | 3/8 |
| D6069F-10D | 5/8 | 1/2 |

SWIVEL MALE RUN TEE



| Part No. | Tube O.D. | Pipe Thread (NPTF) |
|-------------|-----------|--------------------|
| D6071-5/32A | 5/32 | 1/8 |
| D6071-5/32B | 5/32 | 1/4 |
| D6071-3A | 3/16 | 1/8 |
| D6071-4A | 1/4 | 1/8 |
| D6071-4B | 1/4 | 1/4 |
| D6071-5A | 5/16 | 1/8 |
| D6071-5B | 5/16 | 1/4 |
| D6071-5C | 5/16 | 3/8 |
| D6071-6B | 3/8 | 1/4 |
| D6071-6C | 3/8 | 3/8 |
| D6071-8C | 1/2 | 3/8 |
| D6071-8D | 1/2 | 1/2 |

SWIVEL BRANCH TEE



| Part No. | Tube O.D. | Pipe Thread (NPTF) |
|-------------|-----------|--------------------|
| D6072-5/32A | 5/32 | 1/8 |
| D6072-5/32B | 5/32 | 1/4 |
| D6072-3A | 3/16 | 1/8 |
| D6072-4A | 1/4 | 1/8 |
| D6072-4B | 1/4 | 1/4 |
| D6072-5A | 5/16 | 1/8 |
| D6072-5B | 5/16 | 1/4 |
| D6072-5C | 5/16 | 3/8 |
| D6072-6B | 3/8 | 1/4 |
| D6072-6C | 3/8 | 3/8 |
| D6072-8C | 1/2 | 3/8 |
| D6072-8D | 1/2 | 1/2 |

BULKHEAD UNION



| Part No. | Tube O.D. |
|------------|-----------|
| D6077-5/32 | 5/32 |
| D6077-3 | 3/16 |
| D6077-4 | 1/4 |
| D6077-5 | 5/16 |
| D6077-6 | 3/8 |
| D6077-8 | 1/2 |

SHUT-OFF VALVE PTCxNPTF



| Part No. | Tube O.D. | Thread (NPTF) |
|----------|-----------|---------------|
| D6110-4 | 1/4 | 1/4 |
| D6110-6 | 3/8 | 3/8 |

SHUT-OFF VALVE PTC



| Part No. | Tube O.D. |
|----------|-----------|
| D6111-4 | 1/4 |
| D6111-6 | 3/8 |

SHUT-OFF VALVE ELBOW PTCxNPTF



| Part No. | Tube O.D. | Fem.Thread (NPTF) |
|----------|-----------|-------------------|
| D6112-4 | 1/4 | 1/4 |
| D6112-6 | 3/8 | 1/4 |

ANGLE VALVE



| Part No. | Male Compression | Female Compression | Tube O.D. |
|----------|------------------|--------------------|-----------|
| D6114-4 | 3/8 | 3/8 | 1/4 |
| D6114-6 | 3/8 | 3/8 | 3/8 |

John Guest Push-to-Connect Fittings




SHUT-OFF VALVE



| Part No. | Tube O.D. |
|----------|-----------|
| D6115-6 | 3/8 |
| D6115-8 | 1/2 |

CHECK VALVE



| Part No. | Tube O.D. |
|----------|-----------|
| D6138-4 | 1/4 |
| D6138-5 | 3/8 |
| D6138-6 | 5/16 |

TUBE SUPPORT



| Part No. | Tube O.D. | Tube I.D. |
|----------|-----------|-----------|
| D6481-5 | 5/16 | 1/4 |
| D6481-6 | 3/8 | 5/16 |
| D6481-8 | 1/2 | 3/8 |

John Guest LLDPE Tubing

LLDPE TUBING



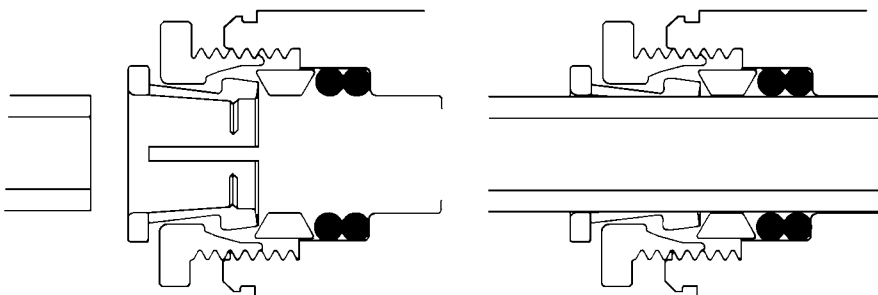
| Part # | Outside Diameter | Inside Diameter | Wall Thickness | Working Pressure P.S.T.* |
|----------------|------------------|-----------------|----------------|--------------------------|
| D360JG - 4W | 1/4 | .170 | .040 | 230 |
| D360JG - 4BLUE | 1/4 | .170 | .040 | 230 |
| D360JG - 4B | 1/4 | .170 | .040 | 230 |
| D360JG - 4RED | 1/4 | .170 | .040 | 230 |
| D360JG - 4G | 1/4 | .170 | .040 | 230 |
| D360JG - 6W | 3/8 | .250 | .063 | 230 |
| D360JG - 6BLUE | 3/8 | .250 | .063 | 230 |
| D360JG - 6B | 3/8 | .250 | .063 | 230 |
| D360JG - 6RED | 3/8 | .250 | .063 | 230 |
| D360JG - 6G | 3/8 | .250 | .063 | 230 |
| D360JG - 8BLUE | 1/2 | .375 | .063 | 150 |
| D360JG - 8B | 1/2 | .375 | .063 | 150 |

* AT 70°C

John Guest Push-to-Connect Fittings



Superseal is a special fitting designed to provide extra grip on hard steel, stainless steel and other polished metal tubes and pipes.



SUPERSEAL Elbow Connector



| Part No. | Superseal O.D. | Tube O.D. |
|-------------|-------------------|--------------|
| DSS6003-5-5 | 5/16 | 5/16 |
| DSS6003-5-6 | 5/16 | 3/8 |
| DSS6003-6-5 | 3/8 | 5/16 |
| DSS6003-6-6 | 3/8 | 3/8 |

SUPERSEAL Barb Connector



| Part No. | Superseal O.D. | Tube O.D. |
|-------------|-------------------|--------------|
| DSS6027-4-4 | 1/4 | 1/4 |
| DSS6027-5-4 | 5/16 | 1/4 |
| DSS6027-6-4 | 3/8 | 1/4 |

SUPERSEAL Flow Bend Elbow



| Part No. | Superseal O.D. | Tube O.D. |
|-------------|-------------------|--------------|
| DSS6042-5-5 | 5/16 | 5/16 |
| DSS6042-5-6 | 5/16 | 3/8 |
| DSS6042-6-6 | 3/8 | 3/8 |

SUPERSEAL Straight Connector



| Part No. | Superseal O.D. | Tube O.D. |
|-------------|-------------------|--------------|
| DSS6004-5-5 | 5/16 | 5/16 |
| DSS6004-5-6 | 5/16 | 3/8 |
| DSS6004-6-5 | 3/8 | 5/16 |
| DSS6004-6-6 | 3/8 | 3/8 |

SUPERSEAL Double Elbow Connector



| Part No. | Superseal O.D. | Superseal O.D. |
|-------------|-------------------|-------------------|
| DSS6040-5-5 | 5/16 | 5/16 |
| DSS6040-6-5 | 3/8 | 5/16 |
| DSS6040-6-6 | 3/8 | 3/8 |

SUPERSEAL Male Connector "Flare" Type



| Part No. | Superseal Male Fl. O.D. | O.D. |
|-------------|----------------------------|------|
| DSS6045-5-4 | 5/16 | 1/4 |
| DSS6045-5-6 | 5/16 | 3/8 |

Legris Push-to-Connect Fittings



System LF3000®

Principle of Operation:

The Legris LF3000 push to connect fitting system is easy to operate. Simply push in the tubing until it can go no further. Holding and sealing is accomplished instantaneously.

To disconnect, first depress the manual release button, then pull the tubing out of the fitting.

Legris developed the first push-to-connect fitting in 1969. Since that time their usage has become universally accepted.

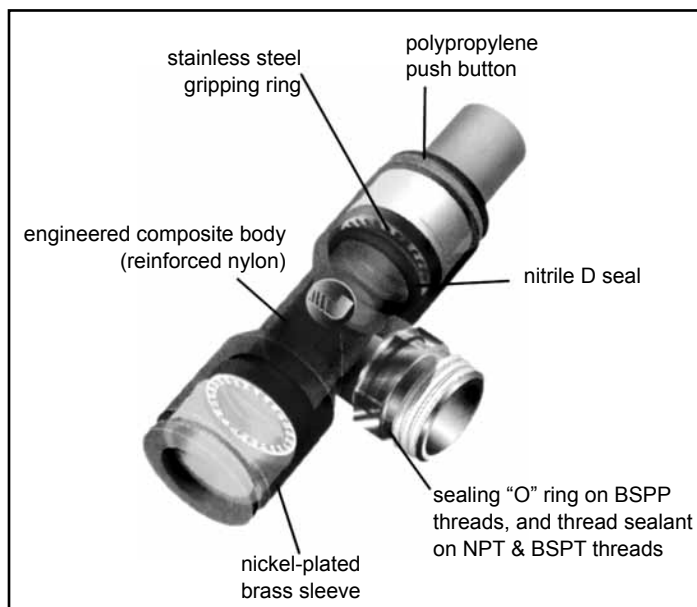
- more than one Billion fittings are in service

- offered in 2 forms

- fractional inch tube to NPT and 10-32 UNF thread forms

- metric tube to BSP Tapered or Parallel form

In response to continuing demand and new applications, we are constantly expanding and improving our product range.



The LF3000 fitting is supplied complete with black manual release buttons and pre-applied thread sealant. 3rd generation NPT, BSPT, BSPP, 10-32 and M5 threads are nickel plated.

The black button may be replaced with buttons of another colour.

Legris Push-to-Connect Fittings



Advantages

LF3000® push-to-connect fittings

Optimum Flow

Immediate Seal

Instantaneous Connection and Disconnection

Use of many different types of tubing

• OPTIMUM FLOW

Full Flow: The gripping and sealing of the fitting is achieved using the outside diameter of the tube without deformation, compact yet no restriction in flow.

• IMMEDIATE SEAL

LF3000 3rd generation seals both in static and dynamic applications.

• AUTOMATIC SEAL

The tube seal provides a positive seal on the O.D. of the tube. NPT and BSPT threads are supplied with preapplied thread sealant.

• 10/32 and M5 versions utilize a nylon washer or o-ring to seal the connection.

• INSTANTANEOUS

CONNECTION/DISCONNECTION

Tubing is connected or disconnected without the use of any special tools.

Fittings come standard with a black release button. Release buttons are available in several colours to enable colour coding of circuits.

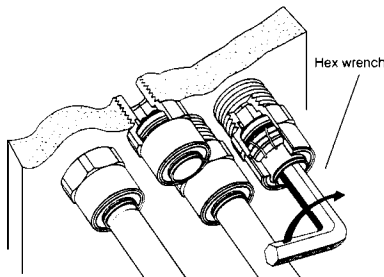
• semi-grid nylon tube from 1/8" to 1/2" O.D. and 4mm to 14mm O.D.

• polyurethane tube from 5/32" to 1/2" O.D. and 4mm to 12mm O.D.

• polyethylene tube from 1/8" to 1/2" O.D.

Space Saving Characteristics of the LF3000®

Close placement of LF3000® hex socket male connector fittings.

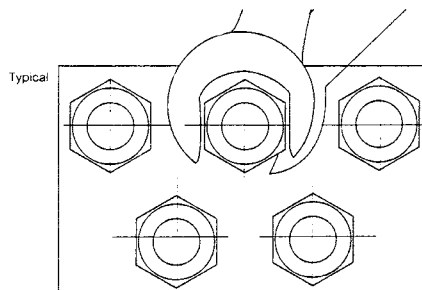


Tee/Elbow Spacing

The drawing on this page shows how quick and easy it is to orient the LF3000® Instant Fitting

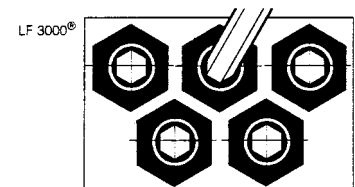
- Rotation of fitting to desired position
- Close placement of fittings for minimum space requirements.

Comparison of typical and LF3000® fittings



Straight Male Spacing

The drawing below shows the close spacing of male fittings.

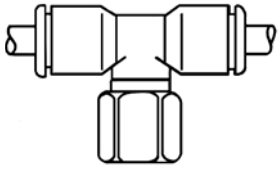


| Tube O.D. | Pipe Thread NPT | TEES OR ELBOWS | | STRAIGHT MALE FITTINGS | |
|-----------|-----------------|----------------|-------------------------|------------------------|-------------------------|
| | | LF3000 Spacing | Typical Fitting Spacing | LF3000 Spacing | Typical Fitting Spacing |
| 1/8 | 1/16 | .512 | 1.181 | .540 | .795 |
| 1/8 | 1/8 | .512 | 1.181 | .540 | .795 |
| 5/32 | 1/8 | .512 | 1.181 | .540 | .795 |
| 3/16 | 1/8 | .512 | 1.181 | .540 | .795 |
| 1/4 | 1/4 | .670 | 1.400 | .690 | 1.010 |
| 5/16 | 1/4 | .670 | 1.400 | .690 | 1.010 |
| 3/8 | 1/4 | .900 | 2.010 | .900 | 1.420 |
| 1/2 | 3/8 | 1.060 | 2.170 | 1.040 | 1.630 |

Legris Push-to-Connect Fittings

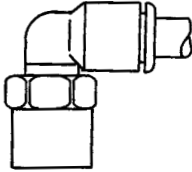


FEMALE BRANCH TEE



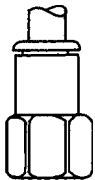
| Part No. | Tube O.D. | Pipe Thread |
|----------|-----------|-------------|
| D3008-4A | 1/4 | 1/8 |
| D3008-4B | 1/4 | 1/4 |
| D3008-5A | 5/16 | 1/8 |
| D3008-5B | 5/16 | 1/4 |
| D3008-6B | 3/8 | 1/4 |
| D3008-8C | 1/2 | 3/8 |

SWIVEL FEMALE ELBOW 90°



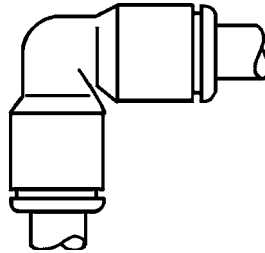
| Part No. | Tube O.D. | Pipe Thread |
|-------------|-----------|-------------|
| D3009-2A | 1/8 | 1/8 |
| D3009-5/32A | 5/32 | 1/8 |
| D3009-5/32B | 5/32 | 1/4 |
| D3009-4A | 1/4 | 1/8 |
| D3009-4B | 1/4 | 1/4 |
| D3009-5A | 5/16 | 1/8 |
| D3009-5B | 5/16 | 1/4 |
| D3009-6B | 3/8 | 1/4 |
| D3009-8C | 1/2 | 3/8 |

STRAIGHT FEMALE CONNECTOR



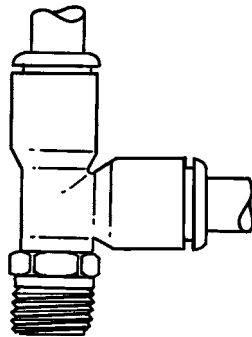
| Part No. | Tube O.D. | Pipe Thread |
|-------------|-----------|-------------|
| D3014-2A | 1/8 | 1/8 |
| D3014-2B | 1/8 | 1/4 |
| D3014-5/32A | 5/32 | 1/8 |
| D3014-5/32B | 5/32 | 1/4 |
| D3014-3A | 3/16 | 1/8 |
| D3014-3B | 3/16 | 1/4 |
| D3014-4A | 1/4 | 1/8 |
| D3014-4B | 1/4 | 1/4 |
| D3014-5A | 5/16 | 1/8 |
| D3014-5B | 5/16 | 1/4 |
| D3014-6A | 3/8 | 1/8 |
| D3014-6B | 3/8 | 1/4 |
| D3014-6C | 3/8 | 3/8 |

ELBOW 90°



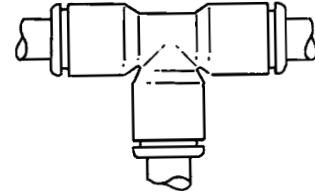
| Part No. | Tube O.D. |
|------------|-----------|
| D3102-2 | 1/8 |
| D3102-5/32 | 5/32 |
| D3102-3 | 3/16 |
| D3102-4 | 1/4 |
| D3102-4-2 | 1/4 x 1/8 |
| D3102-5 | 5/16 |
| D3102-6 | 3/8 |
| D3102-6-4 | 3/8 x 1/4 |
| D3102-8 | 1/2 |

SWIVEL MALE RUN TEE



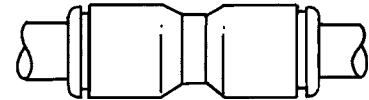
| Part No. | Tube O.D. | Pipe Thread |
|--------------|-----------|-------------|
| D3103-2-0 | 1/8 | 10-32 |
| D3103-2-1 | 1/8 | 1/16 |
| D3103-2A | 1/8 | 1/8 |
| D3103-5/32A | 5/16 | 1/8 |
| D3103-5/32B | 5/32 | 1/4 |
| D3103-5/32-0 | 5/32 | 10-32 |
| D3103-3A | 3/16 | 1/8 |
| D3103-4A | 1/4 | 1/8 |
| D3103-4B | 1/4 | 1/4 |
| D3103-4C | 1/4 | 3/8 |
| D3103-5/16A | 5/16 | 1/8 |
| D3103-5/16B | 5/16 | 1/4 |
| D3103-5/16C | 5/16 | 3/8 |
| D3103-6A | 3/8 | 1/8 |
| D3103-6B | 3/8 | 1/4 |
| D3103-6C | 3/8 | 3/8 |
| D3103-6D | 3/8 | 1/2 |
| D3103-8B | 1/2 | 1/4 |
| D3103-8C | 1/2 | 3/8 |
| D3103-8D | 1/2 | 1/2 |

TEE



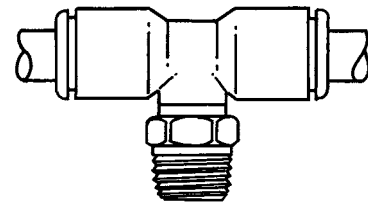
| Part No. | Tube O.D. |
|------------|-----------|
| D3104-2 | 1/8 |
| D3104-5/32 | 5/32 |
| D3104-3 | 3/16 |
| D3104-4 | 1/4 |
| D3104-4-2 | 1/4 x 1/8 |
| D3104-5 | 5/16 |
| D3104-6 | 3/8 |
| D3104-6-4 | 3/8 x 1/4 |
| D3104-8 | 1/2 |

UNION



| Part No. | Tube O.D. |
|------------|-----------|
| D3106-2 | 1/8 |
| D3106-5/32 | 5/32 |
| D3106-3 | 3/16 |
| D3106-4 | 1/4 |
| D3106-4-2 | 1/4 x 1/8 |
| D3106-5 | 5/16 |
| D3106-6 | 3/8 |
| D3106-6-4 | 3/8 x 1/4 |
| D3106-8 | 1/2 |

SWIVEL MALE BRANCH TEE



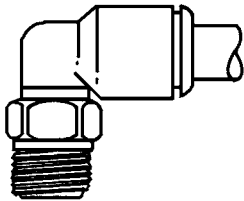
| Part No. | Tube O.D. | Pipe Thread |
|--------------|-----------|-------------|
| D3108-2-0 | 1/8 | 10-32 |
| D3108-2-1 | 1/8 | 1/16 |
| D3108-2A | 1/8 | 1/8 |
| D3108-5/32A | 5/32 | 1/8 |
| D3108-5/32B | 5/32 | 1/4 |
| D3108-5/32-0 | 5/32 | 10-32 |
| D3108-3A | 3/16 | 1/8 |
| D3108-4A | 1/4 | 1/8 |
| D3108-4B | 1/4 | 1/4 |
| D3108-4C | 1/4 | 3/8 |
| D3108-5A | 5/16 | 1/8 |
| D3108-5B | 5/16 | 1/4 |
| D3108-5C | 5/16 | 3/8 |

Legris Push-to-Connect Fittings



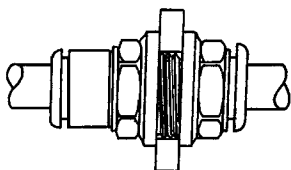
| Part No. | Tube O.D. | Pipe Thread |
|----------|-----------|-------------|
| D3108-6A | 3/8 | 1/8 |
| D3108-6B | 3/8 | 1/4 |
| D3108-6C | 3/8 | 3/8 |
| D3108-6D | 3/8 | 1/2 |
| D3108-8B | 1/2 | 1/4 |
| D3108-8C | 1/2 | 3/8 |
| D3108-8D | 1/2 | 1/2 |

SWIVEL MALE ELBOW 90°



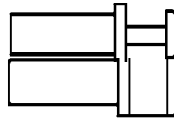
| Part No. | Tube O.D. | Pipe Thread |
|--------------|-----------|-------------|
| D3109-2-0 | 1/8 | 10-32 |
| D3109-2-1 | 1/8 | 1/16 |
| D3109-2A | 1/8 | 1/8 |
| D3109-2B | 1/8 | 1/4 |
| D3109-5/32A | 5/32 | 1/8 |
| D3109-5/32B | 5/32 | 1/4 |
| D3109-5/32-0 | 5/32 | 10-32 |
| D3109-3A | 3/16 | 1/8 |
| D3109-4-0 | 1/4 | 10-32 |
| D3109-4A | 1/4 | 1/8 |
| D3109-4B | 1/4 | 1/4 |
| D3109-4C | 1/4 | 3/8 |
| D3109-5A | 5/16 | 1/8 |
| D3109-5B | 5/16 | 1/4 |
| D3109-5C | 5/16 | 3/8 |
| D3109-6A | 3/8 | 1/8 |
| D3109-6B | 3/8 | 1/4 |
| D3109-6C | 3/8 | 3/8 |
| D3109-6D | 3/8 | 1/2 |
| D3109-8B | 1/2 | 1/4 |
| D3109-8C | 1/2 | 3/8 |
| D3109-8D | 1/2 | 1/2 |

BULKHEAD UNION



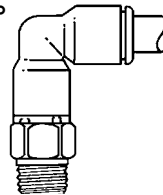
| Part No. | Tube O.D. |
|------------|-----------|
| D3116-5/32 | 5/32 |
| D3116-4 | 1/4 |
| D3116-5 | 5/16 |
| D3116-6 | 3/8 |

PLUG



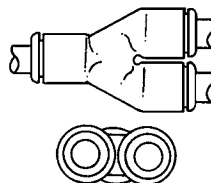
| Part No. | Tube O.D. |
|------------|-----------|
| D3126-2 | 1/8 |
| D3126-5/32 | 5/32 |
| D3126-3 | 3/16 |
| D3126-4 | 1/4 |
| D3126-5 | 5/16 |
| D3126-6 | 3/8 |
| D3126-8 | 1/2 |

LONG SWIVEL MALE ELBOW 90°



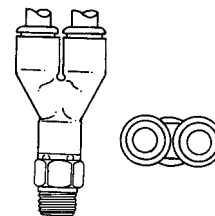
| Part No. | Tube O.D. | Pipe Thread |
|-------------|-----------|-------------|
| D3129-5/32A | 5/32 | 1/8 |
| D3129-5/32B | 5/32 | 1/4 |
| D3129-4A | 1/4 | 1/8 |
| D3129-4B | 1/4 | 1/4 |
| D3129-5A | 5/16 | 1/8 |
| D3129-5B | 5/16 | 1/4 |
| D3129-6B | 3/8 | 1/4 |
| D3129-6C | 3/8 | 3/8 |

'Y'



| Part No. | Tube O.D. |
|------------|-----------|
| D3140-2 | 1/8 |
| D3140-5/32 | 5/32 |
| D3140-4 | 1/4 |
| D3140-5 | 5/16 |
| D3140-6 | 3/8 |

MALE 'Y'



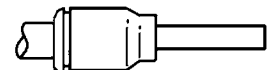
| Part No. | Tube O.D. | Pipe Thread |
|-------------|-----------|-------------|
| D3148-5/32A | 5/32 | 1/8 |
| D3148-5/32B | 5/32 | 1/4 |
| D3148-4A | 1/4 | 1/8 |
| D3148-4B | 1/4 | 1/4 |

BRANCH REDUCER



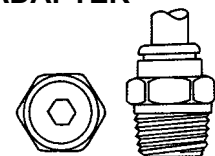
| Part No. | Tube O.D. |
|--------------|-------------|
| D3166-5/32-2 | 5/32 x 1/8 |
| D3166-3-2 | 3/16 x 1/8 |
| D3166-3-5/32 | 3/16 x 5/32 |
| D3166-4-2 | 1/4 x 1/8 |
| D3166-4-3 | 1/4 x 3/16 |
| D3166-4-5/32 | 1/4 x 5/32 |
| D3166-5-3 | 5/16 x 3/16 |
| D3166-5-4 | 5/16 x 1/4 |
| D3166-5-5/32 | 5/16 x 5/32 |
| D3166-6-4 | 3/8 x 1/4 |
| D3166-6-5 | 3/8 x 5/16 |
| D3166-6-5/32 | 3/8 x 5/32 |
| D3166-8-4 | 1/2 x 1/4 |
| D3166-8-5 | 1/2 x 5/16 |
| D3166-8-6 | 1/2 x 3/8 |

BRANCH EXPANDER



| Part No. | Tube O.D. |
|--------------|------------|
| D3168-2-4 | 1/8 x 1/4 |
| D3168-5/32-4 | 5/32 x 1/4 |
| D3168-3-4 | 3/16 x 1/4 |

MALE ADAPTER



| Part No. | Tube O.D. | Pipe Thread |
|-------------|-----------|-------------|
| D3175-2-1 | 1/8 | 1/16 |
| D3175-2A | 1/8 | 1/8 |
| D3175-2B | 1/8 | 1/4 |
| D3175-5/32A | 5/32 | 1/8 |
| D3175-5/32B | 5/32 | 1/4 |
| D3175-3A | 3/16 | 1/8 |
| D3175-3B | 3/16 | 1/4 |
| D3175-4A | 1/4 | 1/8 |
| D3175-4B | 1/4 | 1/4 |
| D3175-4C | 1/4 | 3/8 |
| D3175-5A | 5/16 | 1/8 |
| D3175-5B | 5/16 | 1/4 |
| D3175-5C | 5/16 | 3/8 |
| D3175-6A | 3/8 | 1/8 |
| D3175-6B | 3/8 | 1/4 |
| D3175-6C | 3/8 | 3/8 |
| D3175-6D | 3/8 | 1/2 |
| D3175-8B | 1/2 | 1/4 |
| D3175-8C | 1/2 | 3/8 |
| D3175-8D | 1/2 | 1/2 |

Nylon - Hose Barb Fittings



HOSE BARB TO MALE PIPE



| Part No. | Hose I.D. | Pipe |
|----------|-----------|------|
| D525-4A | 1/4 | 1/8 |
| D525-4B | 1/4 | 1/4 |
| D525-4C | 1/4 | 3/8 |
| D525-4D | 1/4 | 1/2 |
| D525-5A | 5/16 | 1/8 |
| D525-6B | 3/8 | 1/4 |
| D525-6C | 3/8 | 3/8 |
| D525-6D | 3/8 | 1/2 |
| D525-8C | 1/2 | 3/8 |
| D525-8D | 1/2 | 1/2 |
| D525-8E | 1/2 | 3/4 |
| D525-10C | 5/8 | 3/8 |
| D525-10D | 5/8 | 1/2 |
| D525-10E | 5/8 | 3/4 |
| D525-12D | 3/4 | 1/2 |
| D525-12E | 3/4 | 3/4 |

HOSE BARB TO FEMALE PIPE



| Part No. | Hose I.D. | Pipe |
|----------|-----------|------|
| D526-4A | 1/4 | 1/8 |
| D526-4B | 1/4 | 1/4 |
| D526-4D | 1/4 | 1/2 |
| D526-5A | 5/16 | 1/8 |
| D526-6B | 3/8 | 1/4 |
| D526-6C | 3/8 | 3/8 |
| D526-6D | 3/8 | 1/2 |
| D526-8C | 1/2 | 3/8 |
| D526-8D | 1/2 | 1/2 |
| D526-10C | 5/8 | 3/8 |
| D526-10D | 5/8 | 1/2 |
| D526-12D | 1/2 | 1/2 |
| D526-12E | 3/4 | 3/4 |

SPLICER



| Part No. | Hose I.D. | |
|----------|-----------|-----|
| D529-4 | 1/4 | |
| D529-42 | 1/4 | 1/8 |
| D529-6 | 3/8 | |
| D529-64 | 3/8 | 1/4 |
| D529-8 | 1/2 | |
| D529-84 | 1/2 | 1/4 |
| D529-86 | 1/2 | 3/8 |

90° ELBOW - HOSE BARB TO MALE PIPE



| Part No. | Hose I.D. | Pipe |
|----------|-----------|------|
| D539-4A | 1/4 | 1/8 |
| D539-4B | 1/4 | 1/4 |
| D539-4C | 1/4 | 3/8 |
| D539-6B | 3/8 | 1/4 |
| D539-6C | 3/8 | 3/8 |
| D539-6D | 3/8 | 1/2 |
| D539-8C | 1/2 | 3/8 |
| D539-8D | 1/2 | 1/2 |
| D539-10C | 5/8 | 3/8 |
| D539-10D | 5/8 | 1/2 |

90° ELBOW - HOSE BARB TO FEMALE PIPE



| Part No. | Hose I.D. | Pipe |
|-----------|-----------|------|
| D539F-4A | 1/4 | 1/8 |
| D539F-4B | 1/4 | 1/4 |
| D539F-6B | 3/8 | 1/4 |
| D539F-6C | 3/8 | 3/8 |
| D539F-6D | 3/8 | 1/2 |
| D539F-8C | 1/2 | 3/8 |
| D539F-8D | 1/2 | 1/2 |
| D539F-10C | 5/8 | 3/8 |

TEE - HOSE BARB ALL ENDS



| Part No. | Hose I.D. |
|----------|-----------|
| D544-3 | 3/16 |
| D544-4 | 1/4 |
| D544-6 | 3/8 |
| D544-8 | 1/2 |

TEE - HOSE BARB TO MALE PIPE



| Part No. | Hose I.D. | |
|----------|-----------|-----|
| D545-4A | 1/4 | 1/8 |
| D545-4B | 1/4 | 1/4 |
| D545-6B | 3/8 | 1/4 |
| D545-6C | 3/8 | 3/8 |
| D545-6D | 3/8 | 1/2 |
| D545-8C | 1/2 | 3/8 |
| D545-8D | 1/2 | 1/2 |

90° ELBOW - HOSE BARB TO HOSE BARB



| Part No. | Hose I.D. | |
|----------|-----------|-----|
| D555-4 | 1/4 | |
| D555-6 | 3/8 | |
| D555-8 | 1/2 | |
| D555-84 | 1/2 | 1/4 |
| D555-86 | 1/2 | 3/8 |
| D555-10 | 5/8 | |
| D555-12 | 3/4 | |

Nylon - Pipe Fittings



BUSHING



| Part No. | Pipe | Pipe |
|----------|------|------|
| D510-BA | 1/4 | 1/8 |
| D510-CA | 3/8 | 1/8 |
| D510-CB | 3/8 | 1/4 |
| D510-DA | 1/2 | 1/8 |
| D510-DB | 1/2 | 1/4 |
| D510-DC | 1/2 | 3/8 |
| D510-EA | 3/4 | 1/8 |
| D510-EB | 3/4 | 1/4 |
| D510-EC | 3/4 | 3/8 |
| D510-ED | 3/4 | 1/2 |

HEX HEAD PLUG



| Part No. | Pipe |
|----------|------|
| D521-B | 1/4 |
| D521-C | 3/8 |
| D521-D | 1/2 |
| D521-E | 3/4 |

HEX NIPPLE



| Part No. | Pipe | Pipe |
|----------|------|------|
| D522-A | 1/8 | |
| D522-B | 1/4 | |
| D522-BA | 1/4 | 1/8 |
| D522-C | 3/8 | |
| D522-CB | 3/8 | 1/4 |
| D522-D | 1/2 | |
| D522-DC | 1/2 | 3/8 |
| D522-E | 3/4 | 1/2 |

Nylon - Water Hose Fittings

Water Hose Adapter Insert




| Part No. | Hose I.D. |
|----------|-----------|
| DGHA6 | 3/8 |
| DGHA8 | 1/2 |
| DGHA10 | 5/8 |
| DGHA12 | 3/4 |

Rubber Garden Hose Coupling Washer



| Part No. | Size |
|----------|--------|
| DGHW12 | 3/4 GH |

Male Pipe to 3/4 Male Hose



| Part No. | Hose I.D. |
|----------|-----------|
| D596-C | 3/8 |
| D596-D | 1/2 |
| D596-E | 3/4 |

Hex Nut



| Part No. | Size |
|----------|--------|
| DGHN12 | 3/4 GH |

Hose Barb to 3/4 Male Hose

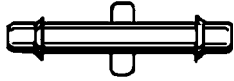


| Part No. | Hose I.D. |
|----------|-----------|
| D593-6 | 5/16 |
| D593-B | 1/2 |
| D593-10 | 5/8 |
| D593-12 | 3/4 |

Plastic Insert Fittings



Plastic Fittings are designed for quick, easy, inexpensive installations of vacuum lines, windshield washer lines and any other low pressure systems using air or fluids. Can be used with all flexible plastic tubing. Not recommended for fuel line applications.



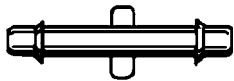
**Nylon
STRAIGHT CONNECTOR**

| Part No. | Tube Size | x | Tube Size |
|----------|-----------|---|-----------|
| 904-901 | 1/8 | x | 1/8 |
| 904-902 | 3/16 | x | 3/16 |
| 904-903 | 1/4 | x | 1/4 |
| 904-904 | 5/16 | x | 5/16 |
| 904-905 | 3/8 | x | 3/8 |



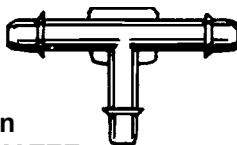
**Nylon
REDUCING
STRAIGHT CONNECTOR**

| Part No. | Tube Size | x | Tube Size |
|----------|-----------|---|-----------|
| 904-911 | 1/8 | x | 3/16 |
| 904-912 | 1/8 | x | 1/4 |
| 904-913 | 3/16 | x | 1/4 |
| 904-914 | 1/4 | x | 3/8 |



**Nylon
RESTRICTOR CONNECTOR**

| Part No. | Tube Size | x | Tube Size |
|----------|-----------|---|-----------|
| 904-920 | 3/16 | x | 3/16 |



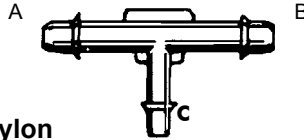
**Nylon
3 WAY TEE**

| Part No. | Tube Size |
|----------|--------------------|
| 904-922 | 1/8 x 1/8 x 1/8 |
| 904-923 | 3/16 x 3/16 x 3/16 |
| 904-924 | 1/4 x 1/4 x 1/4 |
| 904-925 | 5/16 x 5/16 x 5/16 |
| 904-926 | 3/8 x 3/8 x 3/8 |



VALVE GROMMET

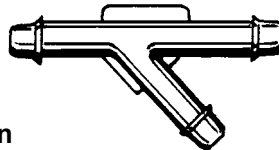
| Part No. | Size |
|----------|------|
| 904-985 | 5/8" |



**Nylon
3 WAY REDUCING TEE**

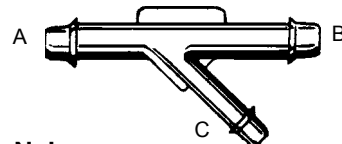
| Part No. | Tube Size | | |
|----------|-----------|--------|--------|
| | 'A' | 'B' | 'C' |
| 904-929 | 1/8 | x 1/8 | x 3/16 |
| 904-930 | 1/8 | x 1/8 | x 1/4 |
| 904-931 | 3/16 | x 1/8 | x 3/16 |
| 904-932 | 3/16 | x 1/4 | x 3/16 |
| 904-933 | 3/16 | x 3/16 | x 1/8 |
| 904-934 | 1/4 | x 3/16 | x 3/16 |
| 904-938* | 1/4 | x 3/8 | x 3/8 |
| 904-939 | 3/8 | x 3/8 | x 1/4 |

*PCV Connector



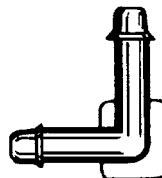
**Nylon
'Y' CONNECTOR**

| Part No. | Tube Size |
|----------|--------------------|
| 904-940 | 1/8 x 1/8 x 1/8 |
| 904-941 | 3/16 x 3/16 x 3/16 |
| 904-942 | 1/4 x 1/4 x 1/4 |
| 904-943 | 5/16 x 5/16 x 5/16 |



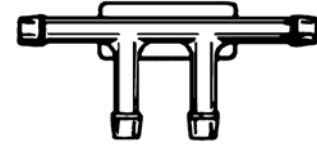
**Nylon
REDUCING 'Y' CONNECTOR**

| Part No. | Tube Size | | |
|----------|-----------|-------|--------|
| | 'A' | 'B' | 'C' |
| 904-944 | 1/4 | x 1/4 | x 3/16 |



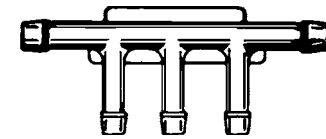
**Nylon
ELBOW 90°**

| Part No. | Tube Size | x | Tube Size |
|----------|-----------|---|-----------|
| 904-950 | 1/8 | x | 1/8 |
| 904-951 | 3/16 | x | 3/16 |
| 904-952 | 1/4 | x | 1/4 |
| 904-953 | 5/16 | x | 5/16 |
| 904-954 | 3/8 | x | 3/8 |



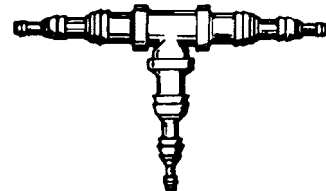
**Nylon
FOUR WAY CONNECTOR**

| Part No. | Tube Size |
|----------|-----------|
| 904-960 | 3/16 |



**Nylon
FIVE WAY CONNECTOR**

| Part No. | Tube Size |
|----------|-----------|
| 904-965 | 3/16 |



**A.B.S. Plastic
UNIVERSAL TEE**

| Part No. | Tube Size |
|----------|--------------------|
| 904-975 | 5/32 to 1/4 to 3/8 |



**A.B.S. Plastic
UNIVERSAL STRAIGHT
CONNECTOR**

| Part No. | Tube Size |
|----------|--------------------|
| 904-976 | 5/32 to 1/4 to 3/8 |



VACUUM CAPS

| Part No. | Tube Size |
|----------|-----------|
| 904-990 | 1/8 |
| 904-991 | 3/16 |
| 904-992 | 1/4 |
| 904-993 | 5/16 |
| 904-994 | 3/8 |

**BALL VALVE 400/600 W.O.G.
NON-SHOCK (WATER, OIL, GAS)
Full Port,
Female Pipe to Pipe**



| Part No. | W.O.G. | Pipe Size |
|----------|--------|-----------|
| DBV31-B | 600 | 1/4 |
| DBV31-C | 600 | 3/8 |
| DBV31-D | 600 | 1/2 |
| DBV31-E | 600 | 3/4 |
| DBV31-F | 600 | 1 |
| DBV31-G | 600 | 1-1/4 |
| DBV31-H | 600 | 1-1/2 |
| DBV31-I | 600 | 2 |
| DBV31-J | 400 | 2-1/2 |
| DBV31-K | 400 | 3 |
| DBV31-L | 400 | 4 |

**BALL VALVE 600 W.O.G.
Full Port,
Female Solder to Solder**



| Part No. | Pipe Size |
|-----------|-----------|
| DBVC31-10 | 1/2 |
| DBVC31-14 | 3/4 |
| DBVC31-18 | 1 |
| DBVC31-22 | 1-1/4 |
| DBVC31-26 | 1-1/2 |
| DBVC31-34 | 2 |

**BALL VALVE, CARBON STEEL,
1PC, 2000 P.S.I.
Standard Port**




| Part No. | Pipe Size |
|-------------|-----------|
| DBVCS2103-B | 1/4 |
| DBVCS2103-C | 3/8 |
| DBVCS2103-D | 1/2 |
| DBVCS2103-E | 3/4 |
| DBVCS2103-F | 1 |
| DBVCS2103-G | 1-1/4 |
| DBVCS2103-H | 1-1/2 |
| DBVCS2103-I | 2 |

**BALL VALVE, CARBON STEEL,
2PC, 2000 P.S.I.
Full Port**



| Part No. | Pipe Size |
|-------------|-----------|
| DBVCS2203-B | 1/4 |
| DBVCS2203-C | 3/8 |
| DBVCS2203-D | 1/2 |
| DBVCS2203-E | 3/4 |
| DBVCS2203-F | 1 |
| DBVCS2203-I | 2 |

**BALL VALVE 800 W.O.G.
316 SS, 1 PC
Standard Port,**



| Part No. | Pipe Size |
|-------------|-----------|
| DBVSS2003-B | 1/4 |
| DBVSS2003-C | 3/8 |
| DBVSS2003-D | 1/2 |
| DBVSS2003-E | 3/4 |
| DBVSS2003-F | 1 |
| DBVSS2003-G | 1-1/4 |
| DBVSS2003-H | 1-1/2 |
| DBVSS2003-I | 4 |

**BALL VALVE, STAINLESS STEEL,
2PC, 2000 P.S.I.
Full Port**



| Part No. | Pipe Size |
|-------------|-----------|
| DBVSS2203-B | 1/4 |
| DBVSS2203-C | 3/8 |
| DBVSS2203-D | 1/2 |
| DBVSS2203-E | 3/4 |
| DBVSS2203-F | 1 |
| DBVSS2203-I | 2 |

SS HANDLE for BALL VALVE.



| Part No. | Description |
|---------------|-------------|
| DBV31-B-SSHDL | 1/4 |
| DBV31-C-SSHDL | 3/8 |
| DBV31-D-SSHDL | 1/2 |
| DBV31-E-SSHDL | 3/4 |
| DBV31-F-SSHDL | 1 |
| DBV31-G-SSHDL | 1-1/4 |
| DBV31-H-SSHDL | 1-1/2 |
| DBV31-I-SSHDL | 2 |
| DBV31-J-SSHDL | 2-1/2 |
| DBV31-K-SSHDL | 3 |
| DBV31-L-SSHDL | 4 |

**GLOBE VALVE STOP
AND WASTE VALVE
WITH BLEEDER**



| Part No. | Pipe Size |
|----------|-----------|
| D216B-D | 1/2 |
| D216B-E | 3/4 |

**GATE VALVE 150 W.O.G.
NON-SHOCK
(WATER, OIL, GAS)
Female Pipe to Pipe**



| Part No. | Pipe Size |
|----------|-----------|
| D217-B | 1/4 |
| D217-C | 3/8 |
| D217-D | 1/2 |
| D217-E | 3/4 |
| D217-F | 1 |
| D217-G | 1-1/4 |
| D217-H | 1-1/2 |
| D217-I | 2 |
| D217-J | 2-1/2 |
| D217-K | 3 |
| D217-L | 4 |

| PIPE SIZE | 1/8 | 1/4 | 3/8 | 1/2 | 3/4 | 1 | 1-1/4 | 1-1/2 | 2 | 2-1/2 | 3 | 4 | 5 | 6 |
|-----------|-----|-----|-----|-----|-----|---|-------|-------|---|-------|---|---|---|---|
| CODE | A | B | C | D | E | F | G | H | I | J | K | L | M | N |

Valves



SWING CHECK VALVE WITH BLEEDER 200 W.O.G. NON-SHOCK (WATER, OIL, GAS) Female Pipe to Pipe



| Part No. | Pipe Size |
|----------|-----------|
| D218-D | 1/2 |
| D218-E | 3/4 |
| D218-F | 1 |
| D218-G | 1-1/4 |
| D218-H | 1-1/2 |
| D218-I | 2 |

BALL VALVE WITH BLEEDER 600 W.O.G. NON-SHOCK (WATER, OIL, GAS) Full Port, Female Pipe to Pipe



| Part No. | Pipe Size |
|----------|-----------|
| D219B-D | 1/2 |
| D219B-E | 3/4 |
| D219B-F | 1 |

GARDEN HOSE TO MALE PIPE 45° Angle



| Part No. | Pipe Size |
|----------|-----------|
| D224-D | 1/2 |
| D224-E | 3/4 |

Forged Brass Ball Valves

Certified for Natural and Propane Gas (Vapour)

FULL PORT TWO WAY BALL VALVE, CGA 3.16, 400/600 P.S.I. Long Lever Handle Female Pipe to Pipe



| Part No. | W.O.G. | Pipe Size |
|---------------|--------|-----------|
| DBV2103-B-CGA | 600 | 1/4 |
| DBV2103-C-CGA | 600 | 3/8 |
| DBV2103-D-CGA | 600 | 1/2 |
| DBV2103-E-CGA | 600 | 3/4 |
| DBV2103-F-CGA | 600 | 1 |
| DBV2103-G-CGA | 600 | 1-1/4 |
| DBV2103-H-CGA | 600 | 1-1/2 |
| DBV2103-I-CGA | 600 | 2 |
| DBV2103-K-CGA | 400 | 4 |

BALL VALVE, CGA 9.1, AGA 3.88 Approved for 1/2, 2, 5 psig Tee Handle Female Pipe to Pipe



| Part No. | Pipe Size |
|-------------|-----------|
| DBV31-C-CGA | 3/8 |
| DBV31-D-CGA | 1/2 |
| DBV31-E-CGA | 3/4 |
| DBV31-F-CGA | 1 |

BALL VALVE, CGA 9.1, AGA 3.88 Approved for 1/2, 2, 5 psig Tee Handle Male SAE Flare to Female Pipe



| Part No. | Size | |
|------------|------|------|
| | Tube | Pipe |
| DBV5046-6D | 3/8 | 1/2 |
| DBV5046-8D | 1/2 | 1/2 |

BALL VALVE, CGA 9.1, AGA 3.88 Approved for 1/2, 2, 5 psig Tee Handle Male SAE Flare to Flare



| Part No. | Tube Size |
|------------|-----------|
| DBV5042-6 | 3/8 |
| DBV5042-8 | 1/2 |
| DBV5042-10 | 5/8 |

BALL VALVE, CGA 9.1, AGA 3.88 Approved for 1/2, 2, 5 psig Tee Handle Male SAE Flare to Male Pipe



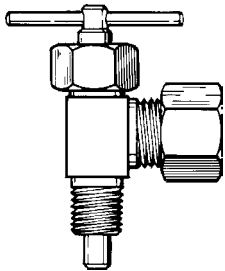
| Part No. | Size | |
|------------|------|------|
| | Tube | Pipe |
| DBV5048-6D | 3/8 | 1/2 |
| DBV5048-8D | 1/2 | 1/2 |

Needle Valves



HUMIDIFIER NEEDLE VALVE ANGLE

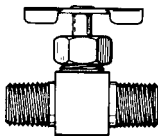
Compression Tube to Male Pipe



| Part No. | Size Tube Pipe |
|----------|-------------------|
| DX12-4A | 1/4 x 1/8 |

NEEDLE VALVE STRAIGHT

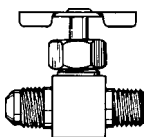
Male Pipe to Male Pipe



| Part No. | Pipe Size |
|----------|-----------|
| D13-A | 1/8 |
| D13-B | 1/4 |

NEEDLE VALVE STRAIGHT

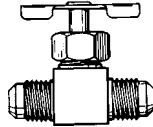
Flare Tube to Male Pipe



| Part No. | Size Tube Pipe |
|----------|-------------------|
| D14-4A | 1/4 x 1/8 |
| D14-4B | 1/4 x 1/4 |
| D14-5A | 5/16 x 1/8 |
| D14-5B | 5/16 x 1/4 |
| D14-6B | 3/8 x 1/4 |

NEEDLE VALVE STRAIGHT

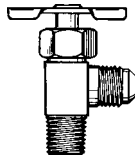
Flare Tube to Tube



| Part No. | Tube Size |
|----------|-----------|
| D15-4 | 1/4 |
| D15-6 | 3/8 |

NEEDLE VALVE ANGLE


Flare Tube to Male Pipe



| Part No. | Size Tube Pipe |
|----------|-------------------|
| D16-4A | 1/4 x 1/8 |
| D16-5A | 5/16 x 1/8 |
| D16-5B | 5/16 x 1/4 |
| D16-6B | 3/8 x 1/4 |

NEEDLE VALVE STRAIGHT

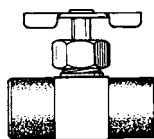
Male Pipe to Female Pipe



| Part No. | Pipe Size |
|----------|-----------|
| D17-A | 1/8 |
| D17-B | 1/4 |

NEEDLE VALVE STRAIGHT

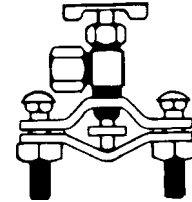
Female Pipe to Female Pipe



| Part No. | Pipe Size |
|----------|-----------|
| D18-A | 1/8 |
| D18-B | 1/4 |

SADDLE CLAMP ASSEMBLY

Complete With Steel Clamp and Needle Valve; For 1/2" and 3/4" Pipe

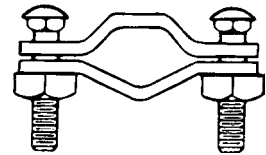


| Part No. | Tube | Pipe Size |
|----------|------|------------|
| D320-4A | 1/4 | Tapped 1/8 |

SADDLE CLAMP ONLY

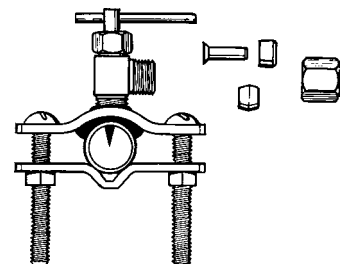
Steel Plated

For 1/2" and 3/4" Pipe



| Part No. | Pipe Size |
|----------|------------|
| D320X-A | Tapped 1/8 |

SELF-PIERCING HUMIDIFIER VALVE CLAMP KIT



| Part No. | Size Tube Pipe |
|----------|-------------------|
| D321-4A | 1/4 x 1/8 |

Needle Valves



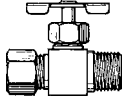
Usage: Excellent for low pressure use - water, liquid fuels etc.

Applications: May be used with all metal and plastic tubing - small diameter metal pipe.

Mechanical: Tubing must be cut square with a tube cutter and assembled in the same manner as standard fittings.

NEEDLE VALVE STRAIGHT

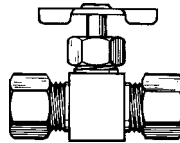
Compression
To Male Pipe



| Part No. | Size Tube Pipe |
|----------|-------------------|
| D10-3A | 3/16 x 1/8 |
| D10-4A | 1/4 x 1/8 |
| D10-4B | 1/4 x 1/4 |
| D10-5A | 5/16 x 1/8 |
| D10-5B | 5/16 x 1/4 |
| D10-6B | 3/8 x 1/4 |

NEEDLE VALVE STRAIGHT

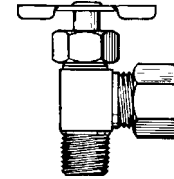
Compression Tube to Tube



| Part No. | Tube Size |
|----------|-----------|
| D11-3 | 3/16 |
| D11-4 | 1/4 |
| D11-5 | 5/16 |
| D11-6 | 3/8 |

NEEDLE VALVE ANGLE

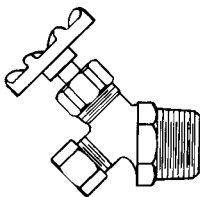
Compression Tube to Male Pipe



| Part No. | Size Tube Pipe |
|----------|-------------------|
| D12-3A | 3/16 x 1/8 |
| D12-4A | 1/4 x 1/8 |
| D12-4B | 1/4 x 1/4 |
| D12-5A | 5/16 x 1/8 |
| D12-5B | 5/16 x 1/4 |
| D12-6A | 3/8 x 1/8 |
| D12-6B | 3/8 x 1/4 |

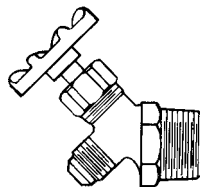
Oil Tank Valves

OIL TANK VALVE - BOTTOM OUTLET – Compression Tube



| Part No. | Size Tube Male Pipe |
|----------|------------------------|
| D23-6D | 3/8 x 1/2 |
| D23-6E | 3/8 x 3/4 |

OIL TANK VALVE - BOTTOM OUTLET Flare Tube



| Part No. | Size Tube Male Pipe |
|----------|------------------------|
| D25-6D | 3/8 x 1/2 |
| D25-6E | 3/8 x 3/4 |

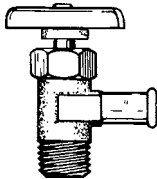
Truck Valves



Construction: Brass Body, Stem and Packing Nut. Rising Stem Type, Solid Brass Seat.

HOSE

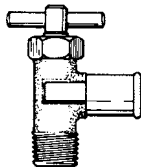
To Male Pipe



| Part No. | Hose Size | Male Pipe Thread |
|-----------|-----------|------------------|
| DV401-6C | 3/8 | 3/8 |
| DV401-8C | 1/2 | 3/8 |
| DV401-10C | 5/8 | 3/8 |
| DV401-10D | 5/8 | 1/2 |
| DV401-12D | 3/4 | 1/2 |

HOSE

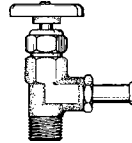
To Male Pipe Pin Handle



| Part No. | Hose Size | Male Pipe Thread |
|-----------|-----------|------------------|
| DV402-10C | 5/8 | 3/8 |

HOSE

To Male Pipe



| Part No. | Hose Size | Male Pipe Thread |
|-----------|-----------|------------------|
| DV403-10D | 5/8 | 1/2 |
| DV403-12D | 3/4 | 1/2 |

FEMALE PIPE

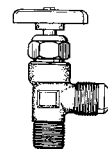
To Male Pipe



| Part No. | Fem. Pipe Thread | Male Pipe Thread |
|----------|------------------|------------------|
| DV404-CC | 3/8 | 3/8 |
| DV404-CD | 3/8 | 1/2 |
| DV404-DD | 1/2 | 1/2 |

FLARE TUBE


To Male Pipe



| Part No. | Tube Size | Male Pipe Thread |
|-----------|-----------|------------------|
| DV405-6B | 3/8 | 1/4 |
| DV405-6C | 3/8 | 3/8 |
| DV405-8C | 1/2 | 3/8 |
| DV405-8D | 1/2 | 1/2 |
| DV405-10D | 5/8 | 1/2 |

MALE PIPE

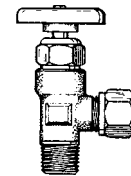
To Flare Pipe



| Part No. | Tube Size | Male Pipe Thread |
|-----------|-----------|------------------|
| DV406-10D | 5/8 | 1/2 |

COMPRESSION

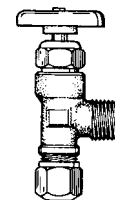
To Male Pipe



| Part No. | Tube Size | Male Pipe Thread |
|-----------|-----------|------------------|
| DV1408-8D | 1/2 | 1/2 |

MALE PIPE

To Compression



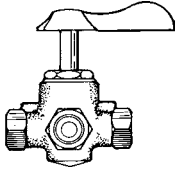
| Part No. | Tube Size | Male Pipe Thread |
|-----------|-----------|------------------|
| DV1410-8D | 1/2 | 1/2 |

Truck Shut-off and Drain Cocks



SHUT-OFF COCKS PLUG TYPE

Three-Way Bracket
Mounting Side Outlet



| Part No. | Pipe Size | Length of Stem |
|----------|-----------|----------------|
| D82-B | 1/4 | 1-3/8 |
| D82-C | 3/8 | 1-3/8 |


D82 "CLICK" TYPE

For Positive Identification
of Positions

| Part No. | Pipe Size | Length of Stem |
|----------|-----------|----------------|
| D82-BX | 1/4 | 1-3/8 |
| D82-CX | 3/8 | 1-3/8 |

SHUT-OFF COCKS PLUG TYPE

Four-Way Bracket Mounting



| Part No. | Pipe Size | Length of Stem |
|----------|-----------|----------------|
| D83-B | 1/4 | 1-3/8 |
| D83-C | 3/8 | 1-3/8 |
| D84-B | 1/4 | 2-3/8 |
| D84-C | 3/8 | 2-3/8 |
| D85-B | 1/4 | 3-3/4 |
| D85-C | 3/8 | 3-3/4 |


D83 "CLICK" TYPE

For Positive Identification
of Positions

| Part No. | Pipe Size | Length of Stem |
|----------|-----------|----------------|
| D83-BX | 1/4 | 1-3/8 |
| D83-CX | 3/8 | 1-3/8 |
| D84-BX | 1/4 | 2-3/8 |
| D84-CX | 3/8 | 2-3/8 |
| D85-BX | 1/4 | 3-3/4 |
| D85-CX | 3/8 | 3-3/4 |

TRUCK AIR TANK DRAIN COCK

(150 PSI)

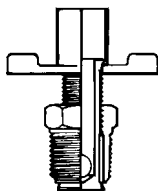


| Part No. | Pipe Size |
|----------|-----------|
| DT41-B | 1/4 |

Drain Cocks

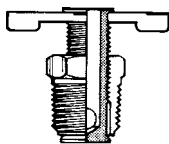


DRAIN COCK BACK SEATING With Extension Outlet



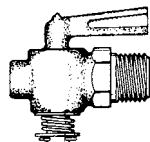
| Part No. | Pipe Size |
|----------|-----------|
| D39-B | 1/4 |

DRAIN COCK BACK SEATING



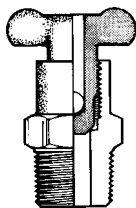
| Part No. | Pipe Size |
|----------|-----------|
| D40-A | 1/8 |
| D40-B | 1/4 |
| D40-C | 3/8 |
| D40-D | 1/2 |

DRAIN COCK PLUG TYPE LEVER HANDLE



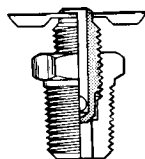
| Part No. | Pipe Size |
|----------|-----------|
| D41-A | 1/8 |
| D41-B | 1/4 |
| D41-C | 3/8 |
| D41-D | 1/2 |

DRAIN COCK NEEDLE SEAT ONE PIECE PLUG & HANDLE



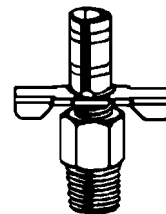
| Part No. | Pipe Size |
|----------|-----------|
| D42-A | 1/8 |
| D42-B | 1/4 |
| D42-C | 3/8 |
| D42-D | 1/2 |

DRAIN COCK NEEDLE SEAT




| Part No. | Pipe Size |
|----------|-----------|
| D43-A | 1/8 |
| D43-B | 1/4 |

DRAIN COCK With Hose Barb



| Part No. | Hose I.D. Pipe |
|----------|----------------|
| D44-A | 5/16 x 1/8 |

DRAIN COCK NEEDLE SEAT 90° With Hose Bibb



| Part No. | Hose I.D. | Pipe Size |
|----------|-----------|-----------|
| D45-A | 3/8 | 1/8 |
| D45-B | 3/8 | 1/4 |

Ground Plug Shut-off Cocks

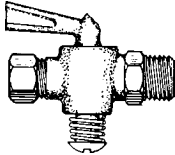


Applications: Low pressure quick shut-off cock for use in industry and maintenance.

*ULC listed for use with No. 1 & No. 2 fuel oil & gas applications at 15 P.S.I.


Mechanical: Tubing must be cut square with a tube cutter and assembled in the same manner as standard fittings.

SHUT-OFF COCK PLUG TYPE Compression Tube to Male Pipe



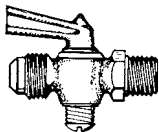
| Part No. Pipe | Size Tube Male |
|------------------|-------------------|
| D27-4A | 1/4 x 1/8 |
| D27-4B | 1/4 x 1/4 |
| D27-5A | 5/16 x 1/8 |
| D27-5B | 5/16 x 1/4 |
| D27-6B | 3/8 x 1/4 |
| D27-6C | 3/8 x 3/8 |
| D27-8C | 1/2 x 3/8 |

SHUT-OFF COCK PLUG TYPE Compression Tube to Tube



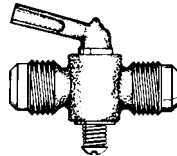
| Part No. | Tube Size |
|----------|-----------|
| D28-4 | 1/4 |
| D28-5 | 5/16 |
| D28-6 | 3/8 |
| D28-8 | 1/2 |

SHUT-OFF COCK PLUG TYPE Flare Tube to Male Pipe



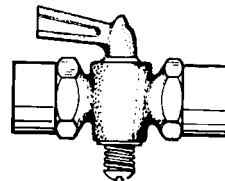
| Part No. | Size Tube Male Pipe |
|----------|------------------------|
| D29-4A | 1/4 x 1/8 |
| D29-4B | 1/4 x 1/4 |
| D29-5A | 5/16 x 1/8 |
| D29-5B | 5/16 x 1/4 |
| D29-6B | 3/8 x 1/4 |
| D29-6C | 3/8 x 3/8 |
| D29-8C | 1/2 x 3/8 |
| D29-8D | 1/2 x 1/2 |
| D29-10D | 5/8 x 1/2 |

SHUT-OFF COCK PLUG TYPE Flare Tube to Tube



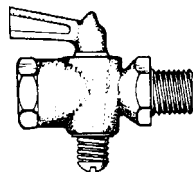
| Part No. | Tube Size |
|----------|-----------|
| D30-4 | 1/4 |
| D30-5 | 5/16 |
| D30-6 | 3/8 |
| D30-8 | 1/2 |
| D30-10 | 5/8 |

SHUT-OFF COCK PLUG TYPE Female Pipe to Pipe



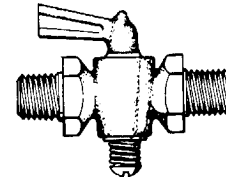
| Part No. | Pipe Size |
|----------|-----------|
| D31-A | 1/8 |
| D31-B | 1/4 |
| D31-C | 3/8 |
| D31-D | 1/2 |

SHUT-OFF COCK PLUG TYPE Male to Female Pipe



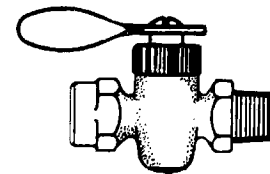
| Part No. | Pipe Size |
|----------|-----------|
| D48-A | 1/8 |
| D48-B | 1/4 |
| D48-C | 3/8 |

SHUT-OFF COCK PLUG TYPE Male Pipe to Pipe



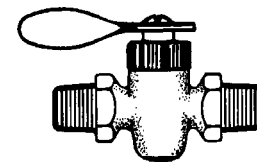
| Part No. | Pipe Size |
|----------|-----------|
| D76-A | 1/8 |
| D76-B | 1/4 |
| D76-C | 3/8 |

SHUT-OFF COCK PLUG TYPE O-Ring Sealed - Solid Bottom Male Pipe to Female Pipe



| Part No. | Pipe Size |
|----------|-----------|
| D170-A | 1/8* |
| D170-B | 1/4* |
| D170-C | 3/8* |

SHUT-OFF COCK PLUG TYPE O-Ring Sealed - Solid Bottom Male Pipe to Pipe

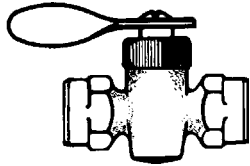


| Part No. | Pipe Size |
|----------|-----------|
| D171-A | 1/8 |
| D171-B | 1/4* |
| D171-C | 3/8 |

Ground Plug Shut-off Cocks

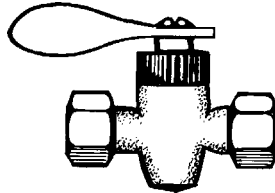


SHUT-OFF COCK PLUG TYPE
O-Ring Sealed - Solid Bottom
Female Pipe to Pipe



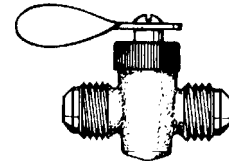
| Part No. | Pipe Size |
|----------|-----------|
| D172-A | 1/8* |
| D172-B | 1/4* |
| D172-C | 3/8* |

SHUT-OFF COCK PLUG TYPE
O-Ring Sealed - Solid Bottom
Compression Tube to Tube



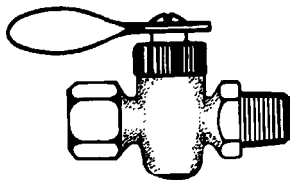
| Part No. | Tube Size |
|----------|-----------|
| D174-4 | 1/4 |
| D174-5 | 5/16 |
| D174-6 | 3/8 |
| D174-8 | 1/2 |

SHUT-OFF COCK PLUG TYPE
O-Ring Sealed - Solid Bottom
Flare Tube to Tube



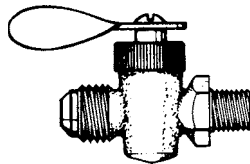
| Part No. | Tube Size |
|----------|-----------|
| D176-4 | 1/4 |
| D176-5 | 5/16 |
| D176-6 | 3/8* |
| D176-8 | 1/2* |

SHUT-OFF COCK PLUG TYPE
O-Ring Sealed - Solid Bottom
Compression Tube to Male Pipe



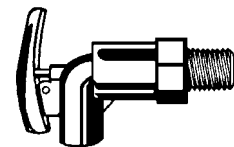
| Part No. | Size Tube Pipe |
|----------|-------------------|
| D173-4B | 1/4 x 1/4 |
| D173-6C | 3/8 x 3/8 |

SHUT-OFF COCK PLUG TYPE
O-Ring Sealed - Solid Bottom
Flare Tube to Male Pipe



| Part No. | Size Tube Pipe |
|----------|-------------------|
| D175-4A | 1/4 x 1/8 |
| D175-4B | 1/4 x 1/4 |
| D175-5A | 5/16 x 1/8 |
| D175-5B | 5/16 x 1/4 |
| D175-6B | 3/4 x 1/4* |
| D175-6C | 3/8 x 3/8* |
| D175-6D | 3/8 x 1/2 |
| D175-8C | 1/2 x 3/8 |

**DRUM FAUCET
SELF-CLOSING**



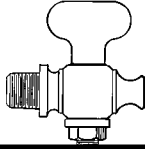
| Part No. | Pipe Size |
|----------|-----------|
| D261 | 3/4 |

Air and Steam Cocks



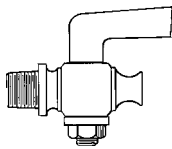
Construction: Body and Key are Brass - Spring is Stainless Steel.

AIR AND STEAM COCK
Tee Handle - Straight Drain
Round Shoulder



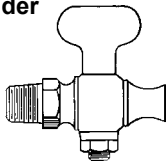
| Part No. | Pipe Size |
|----------|-----------|
| D806-A | 1/8 |
| D806-B | 1/4 |

AIR AND STEAM COCK
Lever Handle - Straight Drain
Round Shoulder



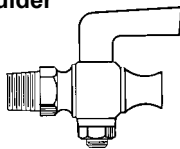
| Part No. | Pipe Size |
|----------|-----------|
| D807-A | 1/8 |
| D807-B | 1/4 |

AIR AND STEAM COCK
Tee Handle - Straight Drain
Hex Shoulder



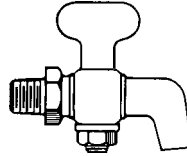
| Part No. | Pipe Size |
|----------|-----------|
| D808-A | 1/8 |
| D808-B | 1/4 |
| D808-C | 3/8 |
| D808-D | 1/2 |

AIR AND STEAM COCK
Lever Handle - Straight Drain
Hex Shoulder



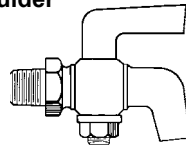
| Part No. | Pipe Size |
|----------|-----------|
| D809-A | 1/8 |
| D809-B | 1/4 |
| D809-C | 3/8 |
| D809-D | 1/2 |
| D809-E | 3/4 |

AIR AND STEAM COCK
Tee Handle - Bibb Drain
Hex Shoulder



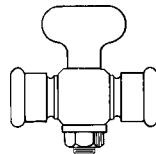
| Part No. | Pipe Size |
|----------|-----------|
| D810-A | 1/8 |
| D810-B | 1/4 |
| D810-C | 3/8 |
| D810-D | 1/2 |

AIR AND STEAM COCK
Lever Handle - Bibb Drain
Hex Shoulder



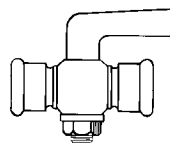
| Part No. | Pipe Size |
|----------|-----------|
| D811-A | 1/8 |
| D811-B | 1/4 |
| D811-C | 3/8 |
| D811-D | 1/2 |

AIR AND STEAM COCK
Double Female
Tee Handle - Round Shoulder



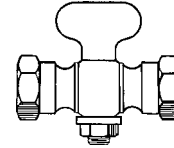
| Part No. | Pipe Size |
|----------|-----------|
| D812-A | 1/8 |
| D812-B | 1/4 |
| D812-C | 3/8 |

AIR AND STEAM COCK
Double Female
Lever Handle - Round Shoulder



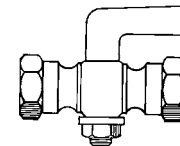
| Part No. | Pipe Size |
|----------|-----------|
| D813-A | 1/8 |
| D813-B | 1/4 |
| D813-C | 3/8 |
| D813-D | 1/2 |

AIR AND STEAM COCK
Double Female
Tee Handle - Hex Shoulder



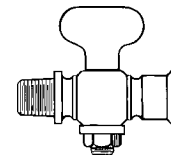
| Part No. | Pipe Size |
|----------|-----------|
| D814-A | 1/8 |
| D814-B | 1/4 |
| D814-C | 3/8 |

AIR AND STEAM COCK
Double Female
Lever Handle - Hex Shoulder



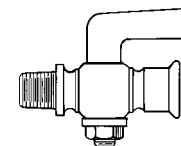
| Part No. | Pipe Size |
|----------|-----------|
| D815-A | 1/8 |
| D815-B | 1/4 |
| D815-C | 3/8 |
| D815-D | 1/2 |

AIR AND STEAM COCK
Male and Female
Tee Handle - Round Shoulder



| Part No. | Pipe Size |
|----------|-----------|
| D816-A | 1/8 |
| D816-B | 1/4 |
| D816-C | 3/8 |

AIR AND STEAM COCK
Male and Female
Lever Handle - Round Shoulder



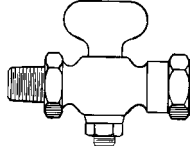
| Part No. | Pipe Size |
|----------|-----------|
| D817-A | 1/8 |
| D817-B | 1/4 |
| D817-C | 3/8 |
| D817-D | 1/2 |

Air and Steam Cocks



AIR AND STEAM COCK

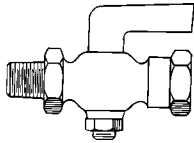
Male and Female
Tee Handle - Hex Shoulder



| Part No. | Pipe Size |
|----------|-----------|
| D818-A | 1/8 |
| D818-B | 1/4 |
| D818-C | 3/8 |

AIR AND STEAM COCK

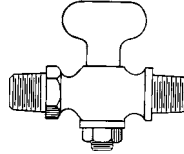
Male and Female
Lever Handle - Hex Shoulder



| Part No. | Pipe Size |
|----------|-----------|
| D819-A | 1/8 |
| D819-B | 1/4 |
| D819-C | 3/8 |
| D819-D | 1/2 |

AIR AND STEAM COCK

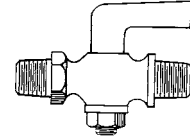
Double Male
Tee Handle - Hex Shoulder



| Part No. | Pipe Size |
|----------|-----------|
| D820-A | 1/8 |
| D820-B | 1/4 |
| D820-C | 3/8 |
| D820-D | 1/2 |

AIR AND STEAM COCK

Double Male
Lever Handle - Hex Shoulder




| Part No. | Pipe Size |
|----------|-----------|
| D821-A | 1/8 |
| D821-B | 1/4 |
| D821-C | 3/8 |
| D821-D | 1/2 |

Quick Disconnects - Steel

Industrial Interchange




MANUAL COUPLER Female NPT



| Part No. | Size | |
|-----------|------|------|
| | Body | Pipe |
| D36C-4-4F | 1/4 | 1/4 |
| D36C-4-6F | 1/4 | 3/8 |
| D36C-6-4F | 3/8 | 1/4 |
| D36C-6-6F | 3/8 | 3/8 |
| D36C-6-8F | 3/8 | 1/2 |
| D36C-8-8F | 1/2 | 1/2 |

AUTOMATIC COUPLER Female NPT




| Part No. | Size | |
|------------|------|------|
| | Body | Pipe |
| D36AC-4-4F | 1/4 | 1/4 |
| D36AC-4-6F | 1/4 | 3/8 |
| D36AC-6-4F | 3/8 | 1/4 |
| D36AC-6-6F | 3/8 | 3/8 |
| D36AC-6-8F | 3/8 | 1/2 |
| D36AC-8-8F | 1/2 | 1/2 |

NIPPLE Female NPT



| Part No. | Size | |
|-----------|------|------|
| | Body | Pipe |
| D36N-4-4F | 1/4 | 1/4 |
| D36N-4-6F | 1/4 | 3/8 |
| D36N-6-4F | 3/8 | 1/4 |
| D36N-6-6F | 3/8 | 3/8 |
| D36N-6-8F | 3/8 | 1/2 |
| D36N-8-8F | 1/2 | 1/2 |

MANUAL COUPLER Male NPT



| Part No. | Size | |
|-----------|------|------|
| | Body | Pipe |
| D36C-4-4M | 1/4 | 1/4 |
| D36C-4-6M | 1/4 | 3/8 |
| D36C-6-4M | 3/8 | 1/4 |
| D36C-6-6M | 3/8 | 3/8 |
| D36C-6-8M | 3/8 | 1/2 |
| D36C-8-8M | 1/2 | 1/2 |

AUTOMATIC COUPLER Male NPT




| Part No. | Size | |
|------------|------|------|
| | Body | Pipe |
| D36AC-4-4M | 1/4 | 1/4 |
| D36AC-4-6M | 1/4 | 3/8 |
| D36AC-6-4M | 3/8 | 1/4 |
| D36AC-6-6M | 3/8 | 3/8 |
| D36AC-6-8M | 3/8 | 1/2 |
| D36AC-8-8M | 1/2 | 1/2 |

NIPPLE Male NPT



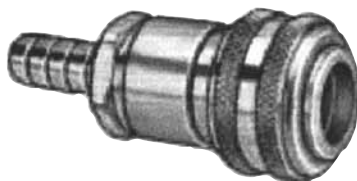
| Part No. | Size | |
|-----------|------|------|
| | Body | Pipe |
| D36N-4-4M | 1/4 | 1/4 |
| D36N-4-6M | 1/4 | 3/8 |
| D36N-6-4M | 3/8 | 1/4 |
| D36N-6-6M | 3/8 | 3/8 |
| D36N-6-8M | 3/8 | 1/2 |
| D36N-8-8M | 1/2 | 1/2 |

MANUAL COUPLER Hose Stem



| Part No. | Size | |
|-----------|------|-----------|
| | Body | Hose I.D. |
| D36C-4-4H | 1/4 | 1/4 |
| D36C-4-6H | 1/4 | 3/8 |
| D36C-6-4H | 3/8 | 1/4 |
| D36C-6-6H | 3/8 | 3/8 |
| D36C-6-8H | 3/8 | 1/2 |
| D36C-8-8H | 1/2 | 1/2 |

AUTOMATIC COUPLER Hose Stem



| Part No. | Size | |
|------------|------|-----------|
| | Body | Hose I.D. |
| D36AC-4-4H | 1/4 | 1/4 |
| D36AC-4-6H | 1/4 | 3/8 |
| D36AC-6-4H | 3/8 | 1/4 |
| D36AC-6-6H | 3/8 | 3/8 |
| D36AC-6-8H | 3/8 | 1/2 |
| D36AC-8-8H | 1/2 | 1/2 |

NIPPLE Hose Stem




| Part No. | Size | |
|-----------|------|-----------|
| | Body | Hose I.D. |
| D36N-4-4H | 1/4 | 1/4 |
| D36N-4-6H | 1/4 | 3/8 |
| D36N-6-4H | 3/8 | 1/4 |
| D36N-6-6H | 3/8 | 3/8 |
| D36N-6-8H | 3/8 | 1/2 |
| D36N-8-8H | 1/2 | 1/2 |

Quick Disconnects - Steel

Aro Interchange




ARO INTERCHANGE Coupler



| Part No. | Size | |
|-----------|------|----------------|
| | Body | Pipe |
| D35C-4-4F | 1/4 | 1/4 |
| D35C-4-6F | 1/4 | 3/8 |
| D35C-4-4M | 1/4 | 1/4 |
| D35C-4-6M | 1/4 | 3/8 |
| D35C-4-4H | 1/4 | 1/4(Hose I.D.) |
| D35C-4-6H | 1/4 | 3/8(Hose I.D.) |

ARO INTERCHANGE Nipple




| Part No. | Size | |
|-----------|------|----------------|
| | Body | Pipe |
| D35N-4-4F | 1/4 | 1/4 |
| D35N-4-4M | 1/4 | 1/4 |
| D35N-4-4H | 1/4 | 1/4(Hose I.D.) |

Quick Disconnects - Steel

Tru-Flate Interchange

TRU-FLATE INTERCHANGE Coupler



| Part No. | Size | |
|-----------|------|------|
| | Body | Pipe |
| D38C-4-4F | 1/4 | 1/4 |
| D38C-4-4M | 1/4 | 1/4 |

TRU-FLATE INTERCHANGE Nipple



| Part No. | Size | |
|-----------|------|------|
| | Body | Pipe |
| D38N-4-4F | 1/4 | 1/4 |
| D38N-4-4M | 1/4 | 1/4 |

Quick Disconnects - Steel

Hydraulic Series

COUPLER



| Part No. | Pipe Size |
|------------|-----------|
| DVHC4-4F | 1/4 |
| DVHC6-6F | 3/8 |
| DVHC8-8F | 1/2 |
| DVHC12-12F | 3/4 |
| DVHC16-16F | 1 |
| DVHC4-4M | 1/4 |
| DVHC6-6M | 3/8 |
| DVHC8-8M | 1/2 |
| DVHC12-12M | 3/4 |
| DVHC16-16M | 1 |

NIPPLE



| Part No. | Pipe Size |
|------------|-----------|
| DVHN4-4F | 1/4 |
| DVHN6-6F | 3/8 |
| DVHN8-8F | 1/2 |
| DVHN12-12F | 3/4 |
| DVHN16-16F | 1 |
| DVHN4-4M | 1/4 |
| DVHN6-6M | 3/8 |
| DVHN8-8M | 1/2 |
| DVHN12-12M | 3/4 |
| DVHN16-16M | 1 |

COPPER TUBING

GENERAL PURPOSE

Soft Annealed Seamless

Bright Finish

ASTM B-75



| Part No. | Wall Thickness Inches | Size | | Working Pressure P.S.I. |
|-------------|--------------------------|------|------|----------------------------|
| | | O.D. | Coil | |
| DCT-2 x 25 | .030 | 1/8 | 25' | 2400 |
| DCT-3 x 25 | .030 | 3/16 | 25' | 1600 |
| DCT-4 x 25 | .030 | 1/4 | 25' | 1200 |
| DCT-5 x 25 | .032 | 5/16 | 25' | 1020 |
| DCT-6 x 25 | .032 | 3/8 | 25' | 850 |
| DCT-8 x 25 | .032 | 1/2 | 25' | 640 |
| DCT-10 x 25 | .035 | 5/8 | 25' | 560 |
| DCT-12 x 25 | .035 | 3/4 | 25' | 470 |

REFRIGERATION - INDUSTRIAL - HEATING

Dehydrated - Capped - ASTM B-280

| Part No. | Wall Thickness Inches | Size | | Working Pressure P.S.I. |
|---------------|--------------------------|------|------|----------------------------|
| | | O.D. | Coil | |
| DCT-2 x 50R | .030 | 1/8 | 50' | 2400 |
| DCT-2 x 100R | .030 | 1/8 | 100' | 2400 |
| DCT-3 x 50R | .030 | 3/16 | 50' | 1600 |
| DCT-3 x 100R | .030 | 3/16 | 100' | 1600 |
| DCT-4 x 50R | .030 | 1/4 | 50' | 1200 |
| DCT-4 x 100R | .030 | 1/4 | 100' | 1200 |
| DCT-5 x 50R | .032 | 5/16 | 50' | 1020 |
| DCT-5 x 100R | .032 | 5/16 | 100' | 1020 |
| DCT-6 x 50R | .032 | 3/8 | 50' | 850 |
| DCT-6 x 100R | .032 | 3/8 | 100' | 850 |
| DCT-8 x 50R | .032 | 1/2 | 50' | 640 |
| DCT-8 x 100R | .032 | 1/2 | 100' | 640 |
| DCT-10 x 50R | .035 | 5/8 | 50' | 560 |
| DCT-10 x 100R | .035 | 5/8 | 100' | 560 |
| DCT-12 x 50R | .035 | 3/4 | 50' | 470 |
| DCT-12 x 100R | .035 | 3/4 | 100' | 470 |

STEEL TUBING

Steel tubing is annealed and coated to make it corrosion resistant. Basically used in the automotive industry - ideal for repair work on hydraulic and transmission coolant lines etc..

| Part No. | Wall Thickness Inches | Size | | Working Pressure P.S.I. |
|-------------|--------------------------|------|------|----------------------------|
| | | O.D. | Coil | |
| DBLT-3 x 25 | .028 | 3/16 | 25' | 4375 |
| DBLT-4 x 25 | .028 | 1/4 | 25' | 3150 |
| DBLT-5 x 25 | .028 | 5/16 | 25' | 2475 |
| DBLT-6 x 25 | .028 | 3/8 | 25' | 20620 |

TYPE K - ASTM B-88

| Part No. | Nominal Wall Thick. | | Size | | Working Pressure P.S.I. |
|------------|---------------------|--------|-------|------|----------------------------|
| | Size | Inches | O.D. | Coil | |
| DCT-6-049 | 1/4 | .035 | 3/8 | 100' | 900 |
| DCT-8-049 | 3/8 | .049 | 1/2 | 100' | 990 |
| DCT-10-049 | 1/2 | .049 | 5/8 | 100' | 780 |
| DCT-12-049 | 5/8 | .049 | 3/4 | 100' | 640 |
| DCT-14-049 | 3/4 | .065 | 7/8 | 100' | 750 |
| DCT-18-049 | 1 | .065 | 1-1/8 | 100' | 575 |

POLYETHYLENE COATED SOFT COPPER TUBING TYPE L - G/Gas

ASTM B-88/B837

Provides corrosion protection and easy identification of underground gas lines. Colour: Yellow.

| Part No. | Nominal Size | Wall Thickness | Size | |
|---------------|--------------|----------------|------|-------|
| | | | O.D. | Coil |
| DCCT-4 x 60 | 1/4 | .030 | 3/8 | 60' |
| DCCT-4 x 100 | | | | 100' |
| DCCT-4 x 250 | | | | 250' |
| DCCT-6 x 60 | 3/8 | .035 | 1/2 | 60' |
| DCCT-6 x 100 | | | | 100' |
| DCCT-6 x 250 | | | | 250' |
| DCCT-8 x 60 | 1/2 | 0.40 | 5/8 | 60' |
| DCCT-8 x 100 | | | | 100' |
| DCCT-8 x 250 | | | | 250' |
| DCCT-10 x 60 | 5/8 | .042 | 3/4 | 60' |
| DCCT-10 x 100 | | | | 100' |
| DCCT-12 x 60 | 3/4 | .045 | 7/8 | 60' |
| DCCT-12 x 100 | | | | 100'' |

Also available in orange for fuel-oil applications and blue for potable water.

OUTER SLEEVED GAS TUBE

POLYETHYLENE COATED SOFT COPPER TUBING TYPE L - G/Gas

ASTM B-88/B-837

| Part No. | Nominal Size | Wall Thickness | Size | |
|---------------|--------------|----------------|------|-------|
| | | | O.D. | Coil |
| DCCTP-4 x 100 | 1/4 | .030 | 3/8 | 100' |
| DCCTP-6 x 100 | 3/8 | .035 | 1/2 | 100' |
| DCCTP-8 x 100 | 1/2 | .040 | 5/8 | 100'' |

TYPE G/GAS

ASTM B-837

| Part No. | Nominal Size | Wall Thick. Inches | Size | |
|--------------|-----------------|-----------------------|------|------|
| | | | O.D. | Coil |
| DGCT-6 x 50 | 1/4 | .030 | 3/8 | 50' |
| DGCT-6 x 100 | 1/4 | .030 | 3/8 | 100' |
| DGCT-8 x 50 | 3/8 | .035 | 1/2 | 50' |
| DGCT-8 x 100 | 3/8 | .035 | 1/2 | 100' |
| DGCT-10 x 50 | 1/2 | .045 | 5/8 | 50' |

ALUMINUM TUBING

Alloy 3003-0, ASTM B-483

| Part No. | Wall Thickness Inches | Size | | Working Pressure P.S.I. |
|--------------|--------------------------|------|------|----------------------------|
| | | O.D. | Coil | |
| DALT-2 x 50 | .025 | 1/8 | 50' | 1300 |
| DALT-3 x 50 | .028 | 3/16 | 50' | 1000 |
| DALT-4 x 50 | .032 | 1/4 | 50' | 800 |
| DALT-5 x 50 | .035 | 5/16 | 50' | 750 |
| DALT-6 x 50 | .035 | 3/8 | 50' | 620 |
| DALT-7 x 50 | .035 | 7/16 | 50' | 520 |
| DALT-8 x 50 | .035 | 1/2 | 50' | 450 |
| DALT-10 x 50 | .035 | 5/8 | 50' | 360 |

Steel Hydraulic Brake Lines



STEEL BRAKE LINES are made to give the greatest safety and durability. Replacement lines are made from steel tubing coated on the outside to make them corrosion resistant. Lines are double flared on both ends. The 3/16" and 1/4" diameter come equipped with 1 long and 1 short inverted flare nut. These lines are suitable for all cars, trucks and agricultural equipment. Meets S.A.E. 527B specifications.

ARMoured STEEL BRAKE LINES These lines are the same as our standard brake lines but are covered with galvanized wire for added protection against damage from flying stones and other debris. The armoured covering also promotes easier bending.

STANDARD BRAKE LINES



| Part No. | Tube O.D. | Overall Length | Part No. | Tube O.D. | Overall Length |
|----------|-----------|----------------|----------|-----------|----------------|
| DBL-306 | 3/16 | 6 | DBL-506 | 5/16 | 6 |
| DBL-308 | 3/16 | 8 | DBL-508 | 5/16 | 8 |
| DBL-310 | 3/16 | 10 | DBL-510 | 5/16 | 10 |
| DBL-312 | 3/16 | 12 | DBL-512 | 5/16 | 12 |
| DBL-320 | 3/16 | 20 | DBL-520 | 5/16 | 20 |
| DBL-330 | 3/16 | 30 | DBL-530 | 5/16 | 30 |
| DBL-340 | 3/16 | 40 | DBL-540 | 5/16 | 40 |
| DBL-351 | 3/16 | 51 | DBL-551 | 5/16 | 51 |
| DBL-360 | 3/16 | 60 | DBL-560 | 5/16 | 60 |
| DBL-372 | 3/16 | 72 | DBL-572 | 5/16 | 72 |
| DBL-3108 | 3/16 | 108 | DBL-5108 | 5/16 | 108 |
| DBL-408 | 1/4 | 8 | DBL-608 | 3/8 | 8 |
| DBL-410 | 1/4 | 10 | DBL-610 | 3/8 | 10 |
| DBL-412 | 1/4 | 12 | DBL-612 | 3/8 | 12 |
| DBL-420 | 1/4 | 20 | DBL-620 | 3/8 | 20 |
| DBL-430 | 1/4 | 30 | DBL-630 | 3/8 | 30 |
| DBL-440 | 1/4 | 40 | DBL-640 | 3/8 | 40 |
| DBL-451 | 1/4 | 51 | DBL-651 | 3/8 | 51 |
| DBL-460 | 1/4 | 60 | DBL-660 | 3/8 | 60 |
| DBL-472 | 1/4 | 72 | DBL-672 | 3/8 | 72 |
| DBL-4108 | 1/4 | 108 | DBL-6108 | 3/8 | 108 |

ARMoured BRAKE LINES

| Part No. | Tube O.D. | Overall Length | Part No. | Tube O.D. | Overall Length |
|-----------|-----------|----------------|-----------|-----------|----------------|
| DBLA-306 | 3/16 | 6 | DBLA-508 | 5/16 | 8 |
| DBLA-308 | 3/16 | 8 | DBLA-510 | 5/16 | 10 |
| DBLA-310 | 3/16 | 10 | DBLA-512 | 5/16 | 12 |
| DBLA-312 | 3/16 | 12 | DBLA-520 | 5/16 | 20 |
| DBLA-320 | 3/16 | 20 | DBLA-530 | 5/16 | 30 |
| DBLA-330 | 3/16 | 30 | DBLA-540 | 5/16 | 40 |
| DBLA-340 | 3/16 | 40 | DBLA-551 | 5/16 | 51 |
| DBLA-351 | 3/16 | 51 | DBLA-560 | 5/16 | 60 |
| DBLA-360 | 3/16 | 60 | DBLA-572 | 5/16 | 72 |
| DBLA-372 | 3/16 | 72 | DBLA-5108 | 5/16 | 108 |
| DBLA-3108 | 3/16 | 108 | DBLA-608 | 3/8 | 8 |
| DBLA-408 | 1/4 | 8 | DBLA-610 | 3/8 | 10 |
| DBLA-410 | 1/4 | 10 | DBLA-612 | 3/8 | 12 |
| DBLA-412 | 1/4 | 12 | DBLA-620 | 3/8 | 20 |
| DBLA-420 | 1/4 | 20 | DBLA-630 | 3/8 | 30 |
| DBLA-430 | 1/4 | 30 | DBLA-640 | 3/8 | 40 |
| DBLA-440 | 1/4 | 40 | DBLA-651 | 3/8 | 51 |
| DBLA-451 | 1/4 | 51 | DBLA-660 | 3/8 | 60 |
| DBLA-460 | 1/4 | 60 | DBLA-672 | 3/8 | 72 |
| DBLA-472 | 1/4 | 72 | DBLA-6108 | 3/8 | 108 |
| DBLA-4108 | 1/4 | 108 | | | |

METRIC BRAKE LINES

| Part No. | Tube O.D. | Overall Length | Description |
|----------|-----------|----------------|-----------------------------------|
| MA308 | 3/16" | 8" | Japanese SAE with standard flare |
| MA312 | 3/16" | 12" | Japanese SAE with standard flare |
| MA320 | 3/16" | 20" | Japanese SAE with standard flare |
| MA330 | 3/16" | 30" | Japanese SAE with standard flare |
| MA340 | 3/16" | 40" | Japanese SAE with standard flare |
| MA351 | 3/16" | 51" | Japanese SAE with standard flare |
| MA360 | 3/16" | 60" | Japanese SAE with standard flare |
| MB308 | 3/16" | 8" | British ISO with bubble flare |
| MB312 | 3/16" | 12" | British ISO with bubble flare |
| MB320 | 3/16" | 20" | British ISO with bubble flare |
| MB330 | 3/16" | 30" | British ISO with bubble flare |
| MB340 | 3/16" | 40" | British ISO with bubble flare |
| MB351 | 3/16" | 51" | British ISO with bubble flare |
| MB360 | 3/16" | 60" | British ISO with bubble flare |
| MC308 | 3/16" | 8" | Metric thread with bubble flare |
| MC312 | 3/16" | 12" | Metric thread with bubble flare |
| MC320 | 3/16" | 20" | Metric thread with bubble flare |
| MC330 | 3/16" | 30" | Metric thread with bubble flare |
| MC340 | 3/16" | 40" | Metric thread with bubble flare |
| MC351 | 3/16" | 51" | Metric thread with bubble flare |
| MC360 | 3/16" | 60" | Metric thread with bubble flare |
| MM308 | 6mm | 8" | Metric thread with bubble flare |
| MM312 | 6mm | 12" | Metric thread with bubble flare |
| MM320 | 6mm | 20" | Metric thread with bubble flare |
| MM330 | 6mm | 30" | Metric thread with bubble flare |
| MM340 | 6mm | 40" | Metric thread with bubble flare |
| MM351 | 6mm | 51" | Metric thread with bubble flare |
| MM360 | 6mm | 60" | Metric thread with bubble flare |
| MT308 | 3/16" | 8" | Metric thread with standard flare |
| MT312 | 3/16" | 12" | Metric thread with standard flare |
| MT320 | 3/16" | 20" | Metric thread with standard flare |
| MT330 | 3/16" | 30" | Metric thread with standard flare |
| MT340 | 3/16" | 40" | Metric thread with standard flare |
| MT351 | 3/16" | 51" | Metric thread with standard flare |
| MT360 | 3/16" | 60" | Metric thread with standard flare |

ADAPTOR BRAKE LINES



Adaptor Brake lines allow for quick and easy connections of Steel Brake Lines to either the Master Cylinder or the Proportioning Valve. Eliminates having to make up your own lines with adaptors and steel tubing. All adaptor lines are 8" in length.

| Part No. | "Poly-v" Armour Part No. | Size & Flare Type | Size & Flare Type | Colour Code |
|----------|--------------------------|-------------------|-------------------|-------------|
| 913-001 | P913-001 | 1/4(7/16-24)INV | 1/4(7/16-24)INV | Gold |
| 913-002 | P913-002 | 3/16(3/8-24)INV | 7/16(7/16-24)INV | Red |
| 913-003 | P913-003 | 3/16(3/8-24)INV | 5/16(1/2-20)INV | Black |
| 913-004 | P913-004 | 3/16(3/8-24)INV | 5/16(1/2-20)INV | Green |
| 913-005 | P913-005 | 1/4(7/16-24)INV | 5/8(9/16-18)INV | Blue |
| 913-006 | P913-006 | 3/16(3/8-24)INV | 5/8(9/16-18)INV | Olive |
| 913-007 | P913-007 | 1/4(7/16-24)INV | 5/16(1/2-20)INV | Gold |
| 913-008 | P913-008 | 3/16(3/8-24)INV | 10mm x 1.0 B | Olive |
| 913-009 | P913-009 | 3/16(10 mm) B | 11mm x 1.5 B | Orange |
| 913-010 | P913-010 | 3/16(10 mm) B | 12mm x 1.0 B | Orange |
| 913-011 | P913-011 | 3/16(10 mm) B | 13mm x 1.5 B | Green |
| 913-012 | P913-012 | 3/16(3/8-24) | 11mm x 1.5 B | Orange |
| 913-013 | P913-013 | 3/16(3/8-24) | 12mm x 1.0 B | Blue |
| 913-014 | P913-014 | 3/16(3/8-24) | 13mm x 1.5 B | Green |
| 913-015 | P913-015 | 3/16(3/8-24) | 10mm x 1.0 B | Blue |
| 913-016 | P913-016 | 1/4(7/16-24) | 12mm x 1.0 B | Olive |
| 913-017 | P913-017 | 6mm (12mm) B | 12mm x 1.5 B | Olive |
| 913-018 | P913-018 | 6mm (12mm) B | 14mm x 1.5 B | Black |

B = Bubble Flare

MA For Colt, Nissan, Honda, Mazda and Toyota
 MB For Austin, Cortina, Cricket, Fiat, Jaguar, M.G. and Triumph
 MC For BMW, Citroen, Mercedes-Benz, Peugeot, Porsche and VW
 MM For GM/Imports
 MT For Toyota GM Long Nut

Poly-V Coated Steel Hydraulic Brake Lines

POLY-V COATED STEEL BRAKE LINES are made to give the greatest safety and durability. Replacement lines are made from steel tubing coated on the outside to make them corrosion resistant. Lines are double flared on both ends. The 3/16" and 1/4" diameter come equipped with 1 long and 1 short inverted flare nut. These lines are suitable for all cars, trucks and agricultural equipment. Meets S.A.E. 527B specifications.

PAPCO 'POLY-V' ARMoured BRAKE LINES feature a polyvinyl flouride coating to resist corrosion, nicks and dents while providing up to 30 times the protection of standard steel brake lines.

STANDARD BRAKE LINES



| Part No. | Tube O.D. | Overall Length | Part No. | Tube O.D. | Overall Length |
|----------|-----------|----------------|----------|-----------|----------------|
| PS-308 | 3/16 | 8 | PS-508 | 5/16 | 8 |
| PS-312 | 3/16 | 12 | PS-512 | 5/16 | 12 |
| PS-320 | 3/16 | 20 | PS-520 | 5/16 | 20 |
| PS-330 | 3/16 | 30 | PS-530 | 5/16 | 30 |
| PS-340 | 3/16 | 40 | PS-540 | 5/16 | 40 |
| PS-351 | 3/16 | 51 | PS-551 | 5/16 | 51 |
| PS-360 | 3/16 | 60 | PS-560 | 5/16 | 60 |
| PS-372 | 3/16 | 72 | PS-572 | 5/16 | 72 |
| PS-408 | 1/4 | 8 | PS-608 | 3/8 | 8 |
| PS-412 | 1/4 | 12 | PS-612 | 3/8 | 12 |
| PS-420 | 1/4 | 20 | PS-620 | 3/8 | 20 |
| PS-430 | 1/4 | 30 | PS-630 | 3/8 | 30 |
| PS-440 | 1/4 | 40 | PS-640 | 3/8 | 40 |
| PS-451 | 1/4 | 51 | PS-651 | 3/8 | 51 |
| PS-460 | 1/4 | 60 | PS-660 | 3/8 | 60 |
| PS-472 | 1/4 | 72 | PS-672 | 3/8 | 72 |

METRIC BRAKE LINES

| Part No. | Tube O.D. | Overall Length | Description |
|----------|-----------|----------------|-----------------------------------|
| PMA308 | 3/16" | 8" | Metric thread with standard flare |
| PMA312 | 3/16" | 12" | Metric thread with standard flare |
| PMA320 | 3/16" | 20" | Metric thread with standard flare |
| PMA330 | 3/16" | 30" | Metric thread with standard flare |
| PMA340 | 3/16" | 40" | Metric thread with standard flare |
| PMA351 | 3/16" | 51" | Metric thread with standard flare |
| PMA360 | 3/16" | 60" | Metric thread with standard flare |
| PMB308 | 3/16" | 8" | U.S. Thread with bubble flare |
| PMB312 | 3/16" | 12" | U.S. Thread with bubble flare |
| PMB320 | 3/16" | 20" | U.S. Thread with bubble flare |
| PMB330 | 3/16" | 30" | U.S. Thread with bubble flare |
| PMB340 | 3/16" | 40" | U.S. Thread with bubble flare |
| PMB351 | 3/16" | 51" | U.S. Thread with bubble flare |
| PMB360 | 3/16" | 60" | U.S. Thread with bubble flare |
| PMC308 | 3/16" | 8" | Metric thread with bubble flare |
| PMC312 | 3/16" | 12" | Metric thread with bubble flare |
| PMC320 | 3/16" | 20" | Metric thread with bubble flare |
| PMC330 | 3/16" | 30" | Metric thread with bubble flare |
| PMC340 | 3/16" | 40" | Metric thread with bubble flare |
| PMC351 | 3/16" | 51" | Metric thread with bubble flare |
| PMC360 | 3/16" | 60" | Metric thread with bubble flare |

POLY-V COATED STEEL TUBING



Steel Tubing is annealed and Poly-V coated to make it corrosion resistant.

Basically used in the automotive industry - ideal for repair work on hydraulic and transmission coolant lines etc.

| Part No. | Wall Thickness Inches | Size O.D. | Coil | Working Pressure P.S.I. |
|----------|-----------------------|-----------|------|-------------------------|
| PC-325 | .028 | 3/16 | 25' | 4375 |
| PC-425 | .028 | 1/4 | 25' | 3150 |
| PC-525 | .028 | 5/16 | 25' | 2475 |
| PC-625 | .028 | 3/8 | 25' | 2062 |

ADAPTOR BRAKE LINES



Adaptor Brake lines allow for quick and easy connections of Steel Brake Lines to either the Master Cylinder or the Proportioning Valve. Eliminates having to make up your own lines with adaptors and steel tubing. All adaptor lines are 8" in length.

| Part No. | Size & Flare Type | Size & Length | Colour Code |
|----------|-------------------|------------------|-------------|
| P913-001 | 1/4(7/16-24)INV | 1/4(7/16-24)INV | Gold |
| P913-002 | 3/16(3/8-24)INV | 7/16(7/16-24)INV | Red |
| P913-003 | 3/16(3/8-24)INV | 5/16(1/2-20)INV | Black |
| P913-004 | 3/16(3/8-24)INV | 5/16(1/2-20)INV | Green |
| P913-005 | 1/4(7/16-24)INV | 5/8(9/16-18)INV | Blue |
| P913-006 | 3/16(3/8-24)INV | 5/8(9/16-18)INV | Olive |
| P913-007 | 1/4(7/16-24)INV | 5/16(1/2-20)INV | Gold |
| P913-008 | 3/16(3/8-24)INV | 10mm x 1.0 B | Olive |
| P913-009 | 3/16(10mm) B | 11mm x 1.5 B | Orange |
| P913-010 | 3/16(10mm) B | 12mm x 1.0 B | Orange |
| P913-011 | 3/16(10mm) B | 13mm x 1.5 B | Green |
| P913-012 | 3/16(3/8-24) | 11mm x 1.5 B | Orange |
| P913-013 | 3/16(3/8-24) | 12mm x 1.0 B | Blue |
| P913-014 | 3/16(3/8-24) | 13mm x 1.5 B | Green |
| P913-015 | 3/16(3/8-24) | 10mm x 1.0 B | Blue |
| P913-017 | 6mm(12mm) B | 12mm x 1.5 B | Olive |
| P913-018 | 6mm(12mm) B | 14mm x 1.5 B | Black |

PMA For Colt, Nissan, Honda, Mazda and Toyota
 PMB For Austin, Cortina, Cricket, Fiat, Jaguar, M.G. and Triumph
 PMC For BMW, Citroen, Mercedes-Benz, Peugeot, Porsche and VW

Steel Hydraulic Brake Line Assortments



BRAKE LINE MERCHANDISERS

Each merchandiser includes a colorful metal rack with measuring gauge. Can be hung on a wall, shelf-end or post. When joining two or more lines use Inverted Flare Unions.

EMPTY BRAKE LINE RACKS

No. 022-077

For 3/16" and 1/4" diameter Brake Lines

No. 022-078M

For 3/16" diameter Metric Brake Lines

No. 022 078

For 5/16" and 3/8" diameter Brake Lines

BRAKE LINE MERCHANDISERS

No. 022-079

Contains 48 lengths of the most popular 5/16" and 3/8" diameter Steel Brake Lines. Four each of 5/16" and 3/8" x 12", 20", 30", 40", 51" and 60".

No. 022-080

Contains 56 lengths of the most popular 3/16" and 1/4" diameter Steel Brake Lines. Four each of 3/16" and 1/4" x 8", 12", 20", 30", 40", 51", and 60".

ARMoured STEEL BRAKE LINE MERCHANDISERS

No. 022-081

Contains 56 lengths of the most popular 3/16" and 1/4" diameter Armoured Brake Lines. Four each of 3/16" and 1/4" x 8", 12", 20", 30", 40", 51", and 60".

No. 022-082

Contains 48 lengths of the most popular 5/16" and 3/8" diameter Armoured Brake Lines. Four each of 5/16" and 3/8" x 12", 20", 30", 40", 51" and 60".

STEEL METRIC BRAKE LINE MERCHANDISERS

No. 022-083

Contains 42 lines - two of each of the 21 listed lengths of Metric Brake Lines in Type 'A', 'B' and 'C'.

POLY-V COATED BRAKE LINE MERCHANDISERS

No. 022-587

Contains 56 Lengths of the most popular 3/16" and 1/4" diameter Coated Brake Lines. Four each of 3/16" and 1/4" x 8", 12", 20", 30", 40", 51" and 60".

No. 022-588

Contains 48 Lengths of POLY-V Coated Brake Lines. Four each of 5/16" and 3/8" x 12", the most popular 5/16" and 3/8" diameter 20", 30", 40", 51" and 60".



POLY-V COATED METRIC BRAKE LINE MERCHANDISERS

No. 022-589

Contains 42 lines - two each of the 21 listed lengths of Coated Metric Brake Lines in Type 'A', 'B' and 'C'.

STEEL MASTER CYLINDER ADAPTOR BRAKE LINE ASSORTMENT

No. 020-845

Contains a total of 24 Brake Lines 4 each of the 6 listed sizes. Includes rack.

POLY-V COATED STEEL MASTER CYLINDER ADAPTOR BRAKE LINE ASSORTMENT

No. 020-846

Contains a total of 28 POLY-V Adaptor Lines 2 each of the 14 most popular sizes.



Transmission Coolant Lines



FOR G.M. VEHICLES



| Part No. | Tube O.D. | Overall Length | End Fittings |
|----------|-----------|----------------|-------------------------------------|
| DS512-GM | 5/16 | 12" | Both Ends 5/16 Inv. Fl. Nut-Male |
| DS560-GM | 5/16 | 60" | Both Ends 5/16 Inv. Fl. Nut-Male |
| DS572-GM | 5/16 | 72" | Both Ends 5/16 Inv. Fl. Nut-Male |

FOR CHRYSLER VEHICLES



| Part No. | Tube O.D. | Overall Length | End Fittings |
|------------|-----------|----------------|--------------------------------|
| DS512-CHRY | 5/16 | 30" | Both Ends 1/2-20 Nut Female |
| DS560-CHRY | 5/16 | 60" | Both Ends 1/2-20 Nut Female |
| DS572-CHRY | 5/16 | 72" | Both Ends 1/2-20 Nut Female |

FOR FORD VEHICLES



| Part No. | Tube O.D. | Overall Length | End Fittings |
|------------|-----------|----------------|---------------------------------|
| DS530-FORD | 5/16 | 30" | 1 End 5/16 Inv. Fl. Nut-Male |
| DS566-FORD | 5/16 | 60" | 1 End 5/16 Inv. Fl. Nut-Male |
| | | | 1 End 1/2-20 Nut Female |

Non-Metallic Flexible Tubing



POLYETHYLENE FLEXIBLE TUBING

Usage: Polyethylene Tubing is economical, flexible and has a wide range of uses in industrial and various other fields.

Linear low density is very flexible and in 1/4" O.D. size is available in the following colours: natural (opaque) black, blue, green, orange, purple, red, yellow. The standard colour is natural.

High density is less flexible but resistant to abrasion. Available in natural only.



HIGH DENSITY

Temperature Range - 40°F to +150°F.

Available in 100 Ft. Coils.

| Part No. P.S.I.* | Outside Diameter | Inside Diameter | Wall Thickness | Working Pressure |
|---------------------|---------------------|--------------------|-------------------|---------------------|
| D359-4 | 1/4 | .170 | .040 | 225 |
| D359-4H | 1/4 | .125 | .062 | 325 |
| D359-5 | 5/16 | .187 | .062 | 300 |
| D359-6 | 3/8 | .250 | .062 | 275 |
| D359-8 | 1/2 | .375 | .062 | 175 |
| D359-10 | 5/8 | .500 | .062 | 150 |
| D359-12 | 3/4 | .600 | .075 | 125 |

* At 70°F.

LINEAR LOW DENSITY – FDA Approved (Natural Only)

Temperature Range - 50°F to +150°F

100 Ft coils unless otherwise specified

| Part No. P.S.I.* Pressure | Colour | Outside Diameter | Inside Diameter | Wall Thickness | Working Pressure |
|---------------------------------|--------|---------------------|--------------------|-------------------|---------------------|
| D360-4 | | 1/4 | .170 | .040 | 140 |
| D360-4x500 | | 1/4 | .170 | .040 | 140 |
| D360-4x1000 | | 1/4 | .170 | .040 | 140 |
| D360-4-B | Black | 1/4 | .170 | .040 | 140 |
| D360-4Bx1000 | Black | 1/4 | .170 | .040 | 140 |
| D360-4-BLUE | Blue | 1/4 | .170 | .040 | 140 |
| D360-4-G | Green | 1/4 | .170 | .040 | 140 |
| D360-4-O | Orange | 1/4 | .170 | .040 | 140 |
| D360-4-P | Purple | 1/4 | .170 | .040 | 140 |
| D360-4-RED | Red | 1/4 | .170 | .040 | 140 |
| D360-4-Y | Yellow | 1/4 | .170 | .040 | 140 |
| D360-4H | Heavy | 1/4 | .125 | .062 | 150 |
| D360-5 | | 5/16 | .188 | .062 | 150 |
| D360-6 | | 3/8 | .250 | .062 | 125 |
| D360-6x500 | | 3/8 | .250 | .062 | 125 |
| D360-6x1000 | | 3/8 | .250 | .062 | 125 |
| D360-6-B | Black | 3/8 | .250 | .062 | 125 |
| D360-6-Bx500 | Black | 3/8 | .250 | .062 | 125 |
| D360-6-Bx1000 | Black | 3/8 | .250 | .062 | 125 |
| D360-6-BLUE | Blue | 3/8 | .250 | .062 | 125 |
| D360-8 | | 1/2 | .375 | .062 | 100 |
| D360-8x500 | | 1/2 | .375 | .062 | 100 |
| D360-8x1000 | | 1/2 | .375 | .062 | 100 |
| D360-8-B | Black | 1/2 | .375 | .062 | 100 |
| D360-10 | | 5/8 | .500 | .062 | 75 |
| D360-12 | | 3/4 | .625 | .062 | 60 |

* At 70°F.

NYLON 11 FLEXIBLE TUBING

Nylon 11 eliminates problems of embrittlement or swelling which may occur with other types of tubing. It has extremely low moisture absorption. Tubing cannot become brittle. May be used for instrumentation, lubrication, Air and Hydro Carbon Fuel Lines.



Temperature Range - 50°F to +180°F

Available in 100 Ft. Coils

| Part No. P.S.I.* | Outside Diameter | Inside Diameter | Wall Thickness | Working Pressure |
|---------------------|---------------------|--------------------|-------------------|---------------------|
| D485-2 | 1/8 | .094 | .016 | 200 |
| D485-5/32 | 5/32 | .106 | .025 | 200 |
| D485-3 | 3/16 | .137 | .025 | 200 |
| D485-4 | 1/4 | .190 | .030 | 200 |
| D485-5 | 5/16 | .232 | .040 | 225 |
| D485-6 | 3/8 | .275 | .050 | 250 |
| D485-8 | 1/2 | .375 | .063 | 200 |

* At 70°F.

NYLON 6 LOW PRESSURE SEMI-RIGID

Nylon 6 low pressure semi-rigid is designed for more rigorous uses, where strength and abrasion resistance are important.



Temperature Range - 20°F to +230°F

Available in 100 Ft. Coils

| Part No. P.S.I.* | Tube O.D. | Tube I.D. | Wall Thickness | Max. Working Pressure |
|---------------------|--------------|--------------|-------------------|--------------------------|
| D486-2 | 1/2 | 5/32 | .106 | 500 |
| D486-3 | 3/16 | .137 | .025 | 400 |
| D486-4 | 1/4 | .190 | .030 | 375 |
| D486-5 | 5/16 | .242 | .035 | 350 |
| D486-6 | 3/8 | .295 | .040 | 400 |
| D486-8 | 1/2 | .400 | .050 | 300 |

* At 70°F.

Non-Metallic Flexible Tubing



NYLON 6 HIGH PRESSURE SEMI-RIGID (Heavy Wall)



Nylon 6 high pressure semi-rigid is designed for more rigorous uses, where strength and abrasion resistance are important.

CLEAR VINYL TUBING NON-TOXIC

Manufactured with materials compounded from ingredients approved by F.D.A. Tolerances are held very close. Electrically non-conductive and self extinguishing. Lightweight and excellent flexibility.



Temperature Range - 20°F to +150°F
Available in 100 Ft. Coils

| Part No. | Tube O.D. | Tube I.D. | Max. Working Pressure P.S.I.* |
|---------------|-----------|-----------|-------------------------------|
| DJFT-42 | 1/4 | 1/8 | 65 |
| DJFT-53 | 5/16 | 3/16 | 55 |
| DJFT-63 | 3/8 | 3/16 | 60 |
| DJFT-64 | 3/8 | 1/4 | 55 |
| DJFT-74 | 7/16 | 1/4 | 58 |
| DJFT-75 | 7/16 | 5/16 | 50 |
| DJFT-84 | 1/2 | 1/4 | 60 |
| DJFT-86 | 1/2 | 3/8 | 45 |
| DJFT-86 x 500 | 1/2 | 3/8 | 45 |
| DJFT-96 | 9/16 | 3/8 | 50 |
| DJFT-106 | 5/8 | 3/8 | 55 |
| DJFT-108 | 5/8 | 1/2 | 30 |
| DJFT-128 | 3/4 | 1/2 | 45 |
| DJFT-1410 | 7/8 | 5/8 | 40 |
| DJFT-1612 | 1 | 3/4 | 35 |
| DJFT-2016 | 1-1/4 | 1 | 25 |
| DJFT-2416 | 1-1/2 | 1 | 35 |
| DJFT-2420 | 1-1/2 | 1-1/4 | 20 |
| DJFT-2820 | 1-3/4 | 1-1/4 | 40 |
| DJFT-3224 | 2 | 1-1/2 | 35 |

* At 70°F

Temperature Range - 20°F to +230°F
Available in 100 Ft. Coils

| Part No. | Tube O.D. | Tube I.D. | Wall Thickness | Max. Working Pressure P.S.I.* |
|----------|-----------|-----------|----------------|-------------------------------|
| D487-2 | 1/8 | .078 | .0235 | 750 |
| D487-3 | 3/16 | .110 | .0387 | 750 |
| D487-4 | 1/4 | .150 | .050 | 700 |
| D487-5 | 5/16 | .188 | .062 | 625 |
| D487-6 | 3/8 | .225 | .075 | 750 |
| D487-8 | 1/2 | .375 | .0625 | 500 |

* At 70°F

P.V.C. CLEAR BRAIDED HOSE

Is a clear, high pressure hose, excellent for use with Air, Water, Oil, Chemicals, Acids, Alkalis etc. Made with a High Tensile Synthetic Fibre which offers ruggedness, flexibility and light weight. FDA approved.



Temperature Range - 5°F to +150°F
Available in 100 Ft. Coils

| Part No. | Hose O.D. | Hose I.D. | Max. Working Pressure P.S.I.* |
|----------------|-----------|-----------|-------------------------------|
| DPVC-52 | .325 | 1/8 | 350 |
| DPVC-63 | .375 | 3/16 | 250 |
| DPVC-84 | .438 | 1/4 | 250 |
| DPVC-84 x 1000 | .438 | 1/4 | 250 |
| DPVC-95 | .531 | 5/16 | 250 |
| DPVC-106 | .594 | 3/8 | 225 |
| DPVC-106 x 500 | .594 | 3/8 | 225 |
| DPVC-128 | .750 | 1/2 | 200 |
| DPVC-1410 | .891 | 5/8 | 200 |
| DPVC-1712 | 1.031 | 3/4 | 150 |
| DPVC-2116 | 1.300 | 1 | 125 |
| DPVC-2820 | 1.620 | 1-1/4 | 100 |
| DPVC-3224 | 1.938 | 1-1/2 | 100 |

* At 70°F

Air Brake Nylon Tubing



SAE J844 - Type 3A

Single Wall extruded Nylon.



Temperature Range - 40°F to +200°F
Available in 100 Ft./500 Ft./1000 Ft. Coils

| Part No. | Tube O.D. | Wall Thickness | Minimum Burst (P.S.I.) | Colour | Length |
|---------------|-----------|----------------|------------------------|--------|--------|
| *DNT-1002 | 1/8 | 0.23 | 1000 | Black | 100' |
| DNT-1002-REEL | 1/8 | 0.23 | 1000 | Black | 820' |

| Part No. | Tube O.D. | Wall Thickness | Minimum Burst (P.S.I.) | Colour | Length |
|---------------|-----------|----------------|------------------------|--------|--------|
| DNT-1004 | 1/4 | 0.40 | 1200 | Black | 100' |
| DNT-1004-REEL | 1/4 | 0.23 | 1000 | Black | 820' |
| DNT-1004-BL | 1/4 | 0.23 | 1000 | Blue | 100' |
| DNT-1004BL-RL | 1/4 | 0.23 | 1000 | Blue | 820' |
| DNT-1004-GN | 1/4 | 0.23 | 1000 | Green | 100' |
| DNT-1004GN-RL | 1/4 | 0.23 | 1000 | Blue | 820' |
| DNT-1004-OR | 1/4 | 0.23 | 1000 | Orange | 100' |
| DNT-1004OR-RL | 1/4 | 0.23 | 1000 | Blue | 820' |
| DNT-1004-RD | 1/4 | 0.23 | 1000 | Red | 100' |
| DNT-1004RD-RL | 1/4 | 0.23 | 1000 | Red | 820' |
| DNT-1004-YW | 1/4 | 0.23 | 1000 | Yellow | 100' |
| DNT-1004YW-RL | 1/4 | 0.23 | 1000 | Yellow | 820' |

| Part No. | Tube O.D. | Wall Thickness | Minimum Burst (P.S.I.) | Colour | Length |
|---------------|-----------|----------------|------------------------|--------|--------|
| DNT-1005 | 5/16 | 0.40 | 1000 | Black | 100' |
| DNT-1005-REEL | 5/16 | 0.40 | 1000 | Black | 820' |

*All tubing meets DOT FMVSS 106 **except** 1/8 OD tubing does not comply with FMVSS 106.

SAE J844 - Type 3B

Extruded Nylon inner tube, one layer of open ply Nylon fiber reinforcement and a Nylon outer cover.



Temperature Range - 40°F to +200°F
Available in 50 Ft./100 Ft./250 Ft./500 Ft./1000 Ft. Coils

| Part No. | Tube O.D. | Wall Thickness | Minimum Burst (P.S.I.) | Colour | Length |
|---------------|-----------|----------------|------------------------|--------|--------|
| DNT-1006 | 3/8 | 0.62 | 1400 | Black | 100' |
| DNT-1006-REEL | 3/8 | 0.62 | 1400 | Black | 820 |
| DNT-1006-BL | 3/8 | 0.62 | 1400 | Blue | 100' |
| DNT-1006BL-RL | 3/8 | 0.62 | 1400 | Blue | 820' |
| DNT-1006-GN | 3/8 | 0.62 | 1400 | Green | 100' |
| DNT-1006GN-RL | 3/8 | 0.62 | 1400 | Green | 820' |
| DNT-1006-OR | 3/8 | 0.62 | 1400 | Orange | 100' |
| DNT-1006OR-RL | 3/8 | 0.62 | 1400 | Orange | 820' |
| DNT-1006-RD | 3/8 | 0.62 | 1400 | Red | 100' |
| DNT-1006RD-RL | 3/8 | 0.62 | 1400 | Red | 820' |
| DNT-1006-YW | 3/8 | 0.62 | 1400 | Yellow | 100' |
| DNT-1006YW-RL | 3/8 | 0.62 | 1400 | Yellow | 820' |

| Part No. | Tube O.D. | Wall Thickness | Minimum Burst (P.S.I.) | Colour | Length |
|----------------|-----------|----------------|------------------------|--------|--------|
| DNT-1008 | 1/2 | 0.62 | 950 | Black | 100' |
| DNT-1008-REEL | 1/2 | 0.62 | 950 | Black | 820' |
| DNT-1008-BL | 1/2 | 0.62 | 950 | Blue | 100' |
| DNT-1008BL-RL | 1/2 | 0.62 | 950 | Blue | 820' |
| DNT-1008-GN | 1/2 | 0.62 | 950 | Green | 100' |
| DNT-1008GN-RL | 1/2 | 0.62 | 950 | Green | 820' |
| DNT-1008-OR | 1/2 | 0.62 | 950 | Orange | 100' |
| DNT-1008OR-RL | 1/2 | 0.62 | 950 | Orange | 820' |
| DNT-1008-RD | 3/4 | 0.92 | 800 | Red | 100' |
| DNT-1008RD-RL | 3/4 | 0.92 | 800 | Red | 820' |
| DNT-1008-YW | 1/2 | 0.62 | 950 | Yellow | 100' |
| DNT-10068YW-RL | 1/2 | 0.62 | 950 | Yellow | 820' |

| Part No. | Tube O.D. | Wall Thickness | Minimum Burst (P.S.I.) | Colour | Length |
|---------------|-----------|----------------|------------------------|--------|--------|
| DNT-1010 | 5/8 | 0.92 | 900 | Black | 82' |
| DNT-1010-REEL | 5/8 | 0.92 | 900 | Black | 328' |
| DNT-1010-BL | 5/8 | 0.92 | 900 | Blue | 82' |
| DNT-1010-GN | 5/8 | 0.92 | 900 | Green | 82' |
| DNT-1010GN-RL | 5/8 | 0.92 | 900 | Green | 328' |
| DNT-1010-OR | 5/8 | 0.92 | 900 | Orange | 82' |
| DNT-1010OR-RL | 5/8 | 0.92 | 900 | Orange | 328' |
| DNT-1010-RD | 5/8 | 0.92 | 900 | Red | 82' |
| DNT-1010RD-RL | 5/8 | 0.92 | 900 | Red | 328 |
| DNT-1010-YW | 5/8 | 0.92 | 900 | Yellow | 82' |
| DNT-1010YW-RL | 5/8 | 0.92 | 900 | Yellow | 328' |

| Part No. | Tube O.D. | Wall Thickness | Minimum Burst (P.S.I.) | Colour | Length |
|---------------|-----------|----------------|------------------------|--------|--------|
| DNT-1012 | 3/4 | 0.92 | 800 | Black | 82' |
| DNT-1012-REEL | 3/4 | 0.92 | 800 | Blue | 328' |
| DNT-1012-BL | 3/4 | 0.92 | 800 | Blue | 82' |
| DNT-1012BL-RL | 3/4 | 0.92 | 800 | Blue | 328' |
| DNT-1012-GN | 3/4 | 0.92 | 800 | Green | 82' |
| DNT-1012GN-RL | 3/4 | 0.92 | 800 | Green | 328' |
| DNT-1012-OR | 3/4 | 0.92 | 800 | Orange | 82' |
| DNT-1012OR-RL | 3/4 | 0.92 | 800 | Orange | 328' |
| DNT-1012-RD | 3/4 | 0.92 | 800 | Red | 82' |
| DNT-1012RD-RL | 3/4 | 0.92 | 800 | Red | 328' |
| DNT-1012-YW | 3/4 | 0.92 | 800 | Yellow | 28' |
| DNT-1012YW-RL | 3/4 | 0.92 | 800 | Yellow | 328' |

Air Brake Hose



DOT TYPE A SAE J1402 A

Used on our DHAB - Factory assembled Air Brake Hose Assemblies and with our D1400 - series air brake fittings.



Temperature Range - 40°F to +212°F

Available in lengths of 100 Ft. and up.

| Part No. | Hose I.D. | Hose O.D. | Min. Burst Pressure P.S.I. | Max. Working Pressure P.S.I.* |
|----------|-----------|-----------|----------------------------|-------------------------------|
| DHAB-6 | 3/8 | 3/4 | 900 | 225 |
| DHAB-8 | 1/2 | 7/8 | 900 | 225 |

* At 70°F.

General Purpose Hose

PUSH-ON LOW PRESSURE HOSE

Push-on hose is a general purpose low pressure hose suitable for water, air, oil and various fuels. Usage in automotive, agricultural equipment and wherever a low pressure application is required.



Temperature Range - 40°F to +200°F
Available in 100 Ft. Coils

| Part No. | Hose I.D. | Hose O.D. | Max. Working Pressure P.S.I.* | Min. Burst Pressure P.S.I. |
|----------|-----------|-----------|-------------------------------|----------------------------|
| D361-4 | 1/4 | 1/2 | 250 | 1000 |
| D361-6 | 3/8 | 5/8 | 250 | 1000 |
| D361-8 | 1/2 | 3/4 | 250 | 1000 |

* At 70°F

DISH WASHER HOSE (RUBBER HEATER HOSE)

Made from E.D.P.M. Compound. All black, specially designed for Dish Washer Installations.



Available in 100' Coils.

| Part No. | App. Outside Diameter | Inside Diameter |
|----------|-----------------------|-----------------|
| DWH-10R | 59/64 | 5/8 |

Medium Pressure Hose

Used for high temperature, medium pressure hydraulic applications on material handling equipment, off-road equipment, machine tools and other air, water, oil or gasoline service. Meets SAE 100R5, SAE J1402.



Temperature Range - 40°F to +300°F
Available in increments of 25 Ft.

| Part No. | Hose I.D. | Hose O.D. | Max. Working Pressure P.S.I.* | Min. Burst Pressure P.S.I. | Reel(+/-50') Length |
|------------|-----------|-----------|-------------------------------|----------------------------|---------------------|
| DHR5-4 | 3/16 | .52 | 3000 | 12000 | |
| DHR5-4REEL | 3/16 | .52 | 3000 | 12000 | 300 |
| DHR5-5 | 1/4 | .58 | 3000 | 12000 | |
| DHR5-5REEL | 1/4 | .58 | 3000 | 12000 | 300 |

| Part No. | Hose I.D. | Hose O.D. | Max. Working Pressure P.S.I.* | Min. Burst Pressure P.S.I. | Reel(+/-50') Length |
|-------------|-----------|-----------|-------------------------------|----------------------------|---------------------|
| DHR5-6 | 5/16 | .67 | 2250 | 900 | |
| DHR5-6FEEL | 5/16 | .67 | 2250 | 9000 | 300 |
| DHR5-8 | 13/32 | .77 | 2000 | 8000 | |
| DHR5-8REEL | 13/32 | .77 | 2000 | 8000 | 300 |
| DHR5-10 | 1/2 | .92 | 1750 | 7000 | |
| DHR5-10REEL | 1/2 | .92 | 1750 | 7000 | 350 |
| DHR5-12 | 5/8 | 1.08 | 1500 | 6000 | |
| DHR5-12REEL | 5/8 | 1.08 | 1500 | 6000 | 150 |
| DHR5-16 | 7/8 | 1.23 | 800 | 3000 | |
| DHR5-16REEL | 7/8 | 1.23 | 800 | 3000 | 150 |
| DHR5-20 | 1-1/8 | 1.50 | 625 | 2500 | |
| DHR5-20REEL | 1-1/8 | 1.50 | 625 | 2500 | 150 |

* At 70°F

Air Brake Hose Assemblies



Dominion Air Brake Hose Assemblies are made to Department of Transport (D.O.T.) Specifications and tested in our own plant. Listed below are the popular lengths which are readily available. Special lengths can be made to order.

Assemblies are made from D.O.T. Approved Hose.

AIR BRAKE HOSE ASSEMBLY 3/8 I.D. Hose



3/8 Air Brake Swivel with 1/4" Male Pipe Adapter 1/4" Male Pipe Rigid

| Part No. | Overall Length Inches |
|-----------|-----------------------|
| DHAB-6B | 6 |
| DHAB-8B | 8 |
| DHAB-10B | 10 |
| DHAB-12B | 12 |
| DHAB-14B | 14 |
| DHAB-16B | 16 |
| DHAB-18B | 18 |
| DHAB-20B | 20 |
| DHAB-22B | 22 |
| DHAB-24B | 24 |
| DHAB-26B | 26 |
| DHAB-28B | 28 |
| DHAB-30B | 30 |
| DHAB-32B | 32 |
| DHAB-34B | 34 |
| DHAB-36B | 36 |
| DHAB-38B | 38 |
| DHAB-40B | 40 |
| DHAB-42B | 42 |
| DHAB-44B | 44 |
| DHAB-46B | 46 |
| DHAB-48B | 48 |
| DHAB-50B | 50 |
| DHAB-52B | 52 |
| DHAB-54B | 54 |
| DHAB-56B | 56 |
| DHAB-58B | 58 |
| DHAB-60B | 60 |
| DHAB-62B | 62 |
| DHAB-64B | 64 |
| DHAB-66B | 66 |
| DHAB-68B | 68 |
| DHAB-70B | 70 |
| DHAB-72B | 72 |
| DHAB-74B | 74 |
| DHAB-76B | 76 |
| DHAB-78B | 78 |
| DHAB-80B | 80 |
| DHAB-82B | 82 |
| DHAB-96B | 96 |
| DHAB-108B | 108 |
| DHAB-112B | 112 |
| DHAB-120B | 120 |

AIR BRAKE HOSE ASSEMBLY RACK

Designed to accommodate air brake hose assemblies. (9 slots - 13/16" wide)

Part No. DABR-9

Dimensions: Width 19"; Height 4-3/4"
Depth 5"

AIR BRAKE HOSE ASSEMBLY 3/8 I.D. Hose



3/8 Air Brake Swivel with 3/8" Male Pipe Adapter 3/8" Male Pipe Rigid

| Part No. | Overall Length Inches |
|-----------|-----------------------|
| DHAB-6C | 6 |
| DHAB-8C | 8 |
| DHAB-10C | 10 |
| DHAB-12C | 12 |
| DHAB-14C | 14 |
| DHAB-16C | 16 |
| DHAB-18C | 18 |
| DHAB-20C | 20 |
| DHAB-22C | 22 |
| DHAB-24C | 24 |
| DHAB-26C | 26 |
| DHAB-28C | 28 |
| DHAB-30C | 30 |
| DHAB-32C | 32 |
| DHAB-34C | 34 |
| DHAB-36C | 36 |
| DHAB-38C | 38 |
| DHAB-40C | 40 |
| DHAB-42C | 42 |
| DHAB-44C | 44 |
| DHAB-46C | 46 |
| DHAB-48C | 48 |
| DHAB-50C | 50 |
| DHAB-52C | 52 |
| DHAB-54C | 54 |
| DHAB-56C | 56 |
| DHAB-58C | 58 |
| DHAB-60C | 60 |
| DHAB-62C | 62 |
| DHAB-64C | 64 |
| DHAB-66C | 66 |
| DHAB-68C | 68 |
| DHAB-70C | 70 |
| DHAB-72C | 72 |
| DHAB-74C | 74 |
| DHAB-76C | 76 |
| DHAB-78C | 78 |
| DHAB-80C | 80 |
| DHAB-82C | 82 |
| DHAB-84C | 84 |
| DHAB-96C | 96 |
| DHAB-108C | 108 |
| DHAB-112C | 112 |
| DHAB-120C | 120 |



AIR BRAKE HOSE ASSEMBLY 1/2 I.D. Hose



1/2 Air Brake Swivel with 3/8" Male Pipe Adapter 3/8" Male Pipe Rigid

| Part No. | Overall Length Inches |
|-------------|-----------------------|
| DHAB-8-6C | 6 |
| DHAB-8-8C | 8 |
| DHAB-8-10C | 10 |
| DHAB-8-12C | 12 |
| DHAB-8-14C | 14 |
| DHAB-8-16C | 16 |
| DHAB-8-18C | 18 |
| DHAB-8-20C | 20 |
| DHAB-8-22C | 22 |
| DHAB-8-24C | 24 |
| DHAB-8-26C | 26 |
| DHAB-8-28C | 28 |
| DHAB-8-30C | 30 |
| DHAB-8-32C | 32 |
| DHAB-8-34C | 34 |
| DHAB-8-36C | 36 |
| DHAB-8-38C | 38 |
| DHAB-8-40C | 40 |
| DHAB-8-42C | 42 |
| DHAB-8-44C | 44 |
| DHAB-8-46C | 46 |
| DHAB-8-48C | 48 |
| DHAB-8-50C | 50 |
| DHAB-8-52C | 52 |
| DHAB-8-54C | 54 |
| DHAB-8-56C | 56 |
| DHAB-8-58C | 58 |
| DHAB-8-60C | 60 |
| DHAB-8-62C | 62 |
| DHAB-8-64C | 64 |
| DHAB-8-66C | 66 |
| DHAB-8-68C | 68 |
| DHAB-8-70C | 70 |
| DHAB-8-72C | 72 |
| DHAB-8-74C | 74 |
| DHAB-8-76C | 76 |
| DHAB-8-78C | 78 |
| DHAB-8-80C | 80 |
| DHAB-8-82C | 82 |
| DHAB-8-84C | 84 |
| DHAB-8-90C | 90 |
| DHAB-8-96C | 96 |
| DHAB-8-108C | 108 |
| DHAB-8-112C | 112 |
| DHAB-8-120C | 120 |

Coiled Air Self-Storing Tubing Assemblies



COILED AIR, SELF-STORING TUBING ASSEMBLIES

These assemblies are made from a polyurethane self-storing tubing - with swivel male pipe fittings on each end. Individually bagged with header card. Colour-blue.



| Part No. | Hose I.D. | Male Pipe Swivel | Coil Length |
|--------------|-----------|------------------|-------------|
| DSS485-4-15 | 1/4 | 1/4 | 15' |
| DSS485-4-25 | 1/4 | 1/4 | 25' |
| DSS485-6-15 | 3/8 | 1/4 | 15' |
| DSS485-6-25 | 3/8 | 1/4 | 25' |
| DSS485-6-15C | 3/8 | 3/8 | 15' |
| DSS485-6-25C | 3/8 | 3/8 | 25' |

Other lengths available on request

Air & Water Hose Assemblies



GENERAL SERVICE PVC HOSE ASSEMBLIES

For indoor & outdoor air tool and water applications.

**Max. Working pressure of 300 PSI @ 70°F (20°C);
150 PSI @ 122°F (50°C)**

| Part No. | Colour | Size | Fittings |
|----------------|--------|------------|-------------------|
| DAT-4 x 25-YEL | Yellow | 1/4" x 25' | 1/4" x 1/4" M NPT |
| DAT-4 x 50-YEL | Yellow | 1/4" x 25' | 1/4" x 1/4" M NPT |
| DAT-6 x 25-YEL | Yellow | 3/8" x 25' | 3/8" x 1/4" M NPT |
| DAT-6 x 50-YEL | Yellow | 3/8" x 25' | 3/8" x 1/4" M NPT |
| DAT-4 x 25-RED | Red | 1/4" x 25' | 1/4" x 1/4" M NPT |
| DAT-4 x 50-RED | Red | 1/4" x 25' | 1/4" x 1/4" M NPT |
| DAT-6 x 25-RED | Red | 3/8" x 25' | 3/8" x 1/4" M NPT |
| DAT-6 x 50-RED | Red | 3/8" x 25' | 3/8" x 1/4" M NPT |
| DAT-4 x 25-BLU | Blue | 1/4" x 25' | 1/4" x 1/4" M NPT |
| DAT-4 x 50-BLU | Blue | 1/4" x 25' | 1/4" x 1/4" M NPT |
| DAT-6 x 25-BLU | Blue | 3/8" x 25' | 3/8" x 1/4" M NPT |
| DAT-6 x 50-BLU | Blue | 3/8" x 25' | 3/8" x 1/4" M NPT |

HEAVY DUTY PVC WATER HOSE ASSEMBLIES

All purpose, heavy duty PVC water hose assemblies; ideal for indoor & outdoor applications

**Max. Working pressure of 125 PSI @ 70°F (20°C);
50 PSI @ 122°F (50°C)**

| Part No. | Colour | Size | Fittings |
|----------------|--------|-------------|-----------|
| DHDWH-12 x 50 | Green | 3/4" x 50' | M x FGH |
| DHDWH-12 x 100 | Green | 3/4" x 100' | M x FGH |
| DHDWH-16 x 50 | Green | 1" x 50' | M x FNPSH |
| DHDWH-16 x 100 | Green | 1" x 100' | M x FNPSH |

MEDIUM DUTY WATER PVC HOSE ASSEMBLIES

All purpose, ideal for indoor & outdoor applications

**Max. Working pressure of 125 PSI @ 70°F (20°C);
50 PSI @ 122°F (50°C)**

| Part No. | Colour | Size | Fittings |
|----------------|--------|------------|-----------------------|
| DWH-8YEL - 50W | Yellow | 1/2" x 50' | 3/4" MGH x 3/4" FGHSW |

(Type I) Approved Hose Assemblies

Brass Ends



All Dominion Fittings Hose Assemblies are C.S.A. approved. Used throughout the propane industry on recreational vehicles, camping equipment, torches, construction heaters, tank manifolds, etc.

Working Pressure: up to 350 P.S.I.

Can be used for natural gas with application specific criteria (Max 50 P.S.I., outside use only, not for use with CNG (Compressed Natural Gas))

Ordering Information

- A) Substitute length in inches where 00's appear in Series Number
- B) Specify Overall Length if "Tip to Tip" measurements are critical.

MALE PIPE BOTH ENDS



| Series | I.D. | 1 | 2 |
|---------|------|------|------|
| D2200-4 | 1/4" | 1/8" | 3/8" |
| D2600-4 | 1/4" | 1/4" | 1/4" |
| D2600-6 | 3/8" | 1/4" | 1/4" |
| D3500-4 | 1/4" | 3/8" | 3/8" |
| D3500-6 | 3/8" | 3/8" | 3/8" |
| D4600-6 | 3/8" | 1/8" | 1/2" |
| D5100-8 | 1/2" | 1/2" | 1/2" |

FEMALE SAE X LEFT HAND SWIVEL



| Series | I.D. | 1 | 2 |
|---------|------|------|------------|
| D4400-4 | 1/4" | 3/8" | 9/16"-18LH |
| D4400-6 | 3/8" | 3/8" | 9/16"-18LH |

MALE PIPE X FEMALE PIPE



| Series | I.D. | 1 | 2 |
|---------|------|------|------|
| D2400-4 | 1/4" | 1/4" | 1/4" |
| D2400-6 | 3/8" | 1/4" | 1/4" |
| D2500-4 | 1/4" | 3/8" | 3/8" |
| D2500-6 | 3/8" | 3/8" | 3/8" |

MALE PIPE X FEMALE 45° SAE



| Series | I.D. | 1 | 2 |
|---------|------|------|------|
| D2700-4 | 1/4" | 1/4" | 3/8" |
| D2700-6 | 3/8" | 1/4" | 3/8" |
| D2800-4 | 1/4" | 3/8" | 3/8" |
| D2800-6 | 3/8" | 3/8" | 3/8" |
| D2900-6 | 3/8" | 3/8" | 1/2" |
| D6400-8 | 1/2" | 1/2" | 1/2" |
| D6600-4 | 1/4" | 1/8" | 3/8" |
| D6600-6 | 3/8" | 1/8" | 3/8" |
| D8100-4 | 1/4" | 1/2" | 3/8" |
| D8100-6 | 3/8" | 1/2" | 3/8" |

MALE PIPE X LEFT HAND SWIVEL



| Series | I.D. | 1 | 2 |
|---------|------|------|------------|
| D4100-4 | 1/4" | 1/4" | 9/16"-18LH |
| D4100-6 | 3/8" | 1/4" | 9/16"-18LH |
| D4200-4 | 1/4" | 3/8" | 9/16"-18LH |
| D4200-6 | 3/8" | 3/8" | 9/16"-18LH |

MALE PIPE X MALE 45° SAE



| Series | I.D. | 1 | 2 |
|---------|------|------|------|
| D3000-4 | 1/4" | 3/8" | 3/8" |
| D3000-6 | 3/8" | 3/8" | 3/8" |

FEMALE 45° SAE SWIVEL BOTH ENDS



| Series | I.D. | 1 | 2 |
|---------|------|------|------|
| D4700-4 | 1/4" | 1/4" | 1/4" |
| D4800-4 | 1/4" | 3/8" | 3/8" |
| D4800-6 | 3/8" | 3/8" | 3/8" |
| D6700-6 | 3/8" | 1/2" | 1/2" |
| D6700-8 | 1/2" | 1/2" | 1/2" |

LEFT HAND SWIVEL BOTH ENDS



| Series | I.D. | 1 | 2 |
|---------|------|------------|------------|
| D3400-4 | 1/4" | 9/16"-18LH | 9/16"-18LH |
| D3400-6 | 3/8" | 9/16"-18LH | 9/16"-18LH |

RIGHT HAND SWIVEL BOTH ENDS



| Series | I.D. | 1 | 2 |
|---------|------|------------|------------|
| D2300-4 | 1/4" | 9/16"-18RH | 9/16"-18RH |
| D2300-6 | 3/8" | 9/16"-18RH | 9/16"-18RH |

MALE 45° SAE BOTH ENDS



| Series | I.D. | 1 | 2 |
|---------|------|------|------|
| D3800-4 | 1/4" | 3/8" | 3/8" |

(Type I) Approved Hose Assemblies

Brass Ends



MALE POL X MALE PRIMUS



| Series | I.D. | 1 | 2 |
|------------|------|-----------------------|--------|
| D3900-4S | 1/4" | SNMPOLXF | 1"-20M |
| D3900-4HWS | 1/4" | SNMPOLXF HANDWHEEL | 1"-20M |

MALE POL BOTH ENDS



| Series | I.D. | 1 | 2 |
|---------|------|----------|--------|
| D3100-4 | 1/4" | SNMPOLXF | SNMPOL |
| D3100-6 | 3/8" | SNMPOLXF | SNMPOL |
| D4900-4 | 1/4" | SNMPOL | SNMPOL |
| D4900-6 | 3/8" | SNMPOL | SNMPOL |

MALE POL X INV. FLARE



| Series | I.D. | 1 | 2 |
|---------|------|----------|------|
| D3200-4 | 1/4" | SNMPOLXF | 1/4" |

MALE POL X MALE PIPE



| Series | I.D. | 1 | 2 |
|---------|------|----------|------|
| D3600-4 | 1/4" | SNMPOLXF | 1/4" |
| D3600-6 | 3/8" | SNMPOLXF | 1/4" |
| D3700-4 | 1/4" | SNMPOL | 3/8" |
| D3700-6 | 3/8" | SNMPOL | 3/8" |

MALE POL X LEFT HAND



| Series | I.D. | 1 | 2 |
|---------|------|----------|------------|
| D3300-4 | 1/4" | SNMPOLXF | 9/16"-18LH |
| D3300-6 | 3/8" | SNMPOLXF | 9/16"-18LH |

MALE PRIMUS X FEMALE PRIMUS



| Series | I.D. | 1 | 2 |
|---------|------|--------|--------|
| D4000-4 | 1/4" | 1"-20M | 1"-20F |

MALE POL X FEMALE 45° SAE



| Series | I.D. | 1 | 2 |
|---------|------|----------|------|
| D4300-4 | 1/4" | SNMPOLXF | 3/8" |
| D4300-6 | 3/8" | SNMPOLXF | 3/8" |

MALE PIPE X POL HARDNOSE



| Series | I.D. | 1 | 2 |
|---------|------|------|------|
| D8200-4 | 1/4" | 1/4" | POLH |
| D8300-4 | 1/4" | 1/2" | POLH |

FEMALE PIPE X FEMALE 45° SAE



| Series | I.D. | 1 | 2 |
|---------|------|------|------|
| D5000-4 | 1/4" | 1/8" | 3/8" |
| D5000-6 | 3/8" | 1/8" | 3/8" |

INV. FLARE X FEMALE PIPE



| Series | I.D. | 1 | 2 |
|---------|------|------|------|
| D2100-4 | 1/4" | 1/4" | 1/4" |

MALE POL X FEMALE PRIMUS



| Series | I.D. | 1 | 2 |
|------------|------|-----------------------|--------|
| D4500-4S | 1/4" | SNMPOLXF | 1"-20F |
| D4500-4HWS | 1/4" | SNMPOLXF HANDWHEEL | 1"-20F |

BLACK FQCC X INV. FLARE



| Series | I.D. | 1 | 2 |
|---------|------|-------|------|
| D8400-4 | 1/4" | BFQCC | 1/4" |

BLACK FQCC X MALE PIPE



| Series | I.D. | 1 | 2 |
|---------|------|-------|------|
| D8500-4 | 1/4" | BFQCC | 1/4" |

GREEN FQCC X INV. FLARE



| Series | I.D. | 1 | 2 |
|---------|------|-------|------|
| D8600-4 | 1/4" | GFQCC | 1/4" |

GREEN FQCC X MALE PIPE



| Series | I.D. | 1 | 2 |
|---------|------|-------|------|
| D8700-4 | 1/4" | GFQCC | 1/4" |

(Type I) Approved Hose Assemblies

Brass Ends



BLACK FQCC X MALE PRIMUS



| Series | I.D. | 1 | 2 |
|---------|------|-------|--------|
| D8800-4 | 1/4" | BFQCC | 1"-20M |

MALE PIPE X MALE PRIMUS



| Series | I.D. | 1 | 2 |
|---------|------|-------|--------|
| D8900-4 | 1/4" | GFQCC | 1"-20M |

GREEN FQCC X MALE PRIMUS



| Series | I.D. | 1 | 2 |
|---------|------|-------|--------|
| D9000-4 | 1/4" | GFQCC | 1"-20M |

FEMALE PIPE X MALE PRIMUS



| Series | I.D. | 1 | 2 |
|---------|------|-------|--------|
| D9100-4 | 1/4" | GFQCC | 1"-20M |

(Type I) Approved Hose Assemblies

Steel Ends

MALE PIPE BOTH ENDS



| Series | I.D. | 1 | 2 |
|-----------|--------|--------|--------|
| DS2600-4 | 1/4" | 1/4" | 1/4" |
| DS3500-6 | 3/8" | 3/8" | 3/8" |
| DS5100-8 | 1/2" | 1/2" | 1/2" |
| DS5200-12 | 3/4" | 3/4" | 3/4" |
| DS5300-16 | 1" | 1" | 1" |
| DS5400-20 | 1-1/4" | 1-1/4" | 1-1/4" |
| DS5500-24 | 1-1/2" | 1-1/4" | 1-1/4" |
| DS5600-32 | 2" | 2" | 2" |

MALE PIPE X FEMALE JIC



| Series | I.D. | 1 | 2 |
|-----------|--------|--------|--------|
| DS5700-4 | 1/4" | 1/4" | 1/4" |
| DS5800-6 | 3/8" | 3/8" | 3/8" |
| DS5900-8 | 1/2" | 1/2" | 1/2" |
| DS6000-12 | 3/4" | 3/4" | 3/4" |
| DS6100-16 | 1" | 1" | 1" |
| DS6200-20 | 1-1/4" | 1-1/4" | 1-1/4" |
| DS7000-32 | 2" | 2" | 2" |

FEMALE JIC BOTH ENDS



| Series | I.D. | 1 | 2 |
|-----------|--------|--------|--------|
| DS7100-4 | 1/4" | 1/4" | 1/4" |
| DS7200-6 | 3/8" | 3/8" | 3/8" |
| DS7300-8 | 1/2" | 1/2" | 1/2" |
| DS7400-12 | 3/4" | 3/4" | 3/4" |
| DS7500-16 | 1" | 1" | 1" |
| DS7500-20 | 1-1/4" | 1-1/4" | 1-1/4" |
| DS8000-32 | 2" | 2" | 2" |

MALE PIPE X FEMALE SAE



| Series | I.D. | 1 | 2 |
|-----------|------|------|------|
| DS2700-4 | 1/4" | 1/4" | 1/4" |
| DS2800-6 | 3/8" | 3/8" | 3/8" |
| DS6400-8 | 1/2" | 1/2" | 1/2" |
| DS6500-12 | 3/4" | 3/4" | 3/4" |

FEMALE SAE BOTH ENDS



| Series | I.D. | 1 | 2 |
|-----------|------|------|------|
| DS4800-4 | 1/4" | 1/4" | 1/4" |
| DS4800-6 | 3/8" | 3/8" | 3/8" |
| DS6700-8 | 1/2" | 1/2" | 1/2" |
| DS6800-12 | 3/4" | 3/4" | 3/4" |

MALE PIPE X FEMALE PIPE



| Series | I.D. | 1 | 2 |
|-----------|------|------|------|
| DS7900-12 | 3/4" | 3/4" | 3/4" |

(Type II) Approved Hose Assemblies

Steel Ends



All Dominion Fittings Hose Assemblies are C.S.A. approved Used throughout the propane industry on bulk delivery trucks, pumping systems, meeting systems, bulk plants, loading arms, etc.

Working Pressure: up to 350 P.S.I.

Ordering Information

- A) Substitute length in inches where 00's appear in Series Number
- B) Specify Overall Length if "Tip to Tip" measurements are critical.

MALE PIPE BOTH ENDS



| Series | I.D. | 1 | 2 |
|-------------|--------|--------|--------|
| DSTR5100-8 | 1/2" | 1/2" | 1/2" |
| DSTR5200-12 | 3/4" | 3/4" | 3/4" |
| DSTR5300-16 | 1" | 1" | 1" |
| DSTR5400-20 | 1-1/4" | 1-1/4" | 1-1/4" |
| DSTR5500-32 | 2" | 2" | 2" |

MALE PIPE X FEMALE JIC SWIVEL



| Series | I.D. | 1 | 2 |
|-------------|--------|--------|--------|
| DSTR5900-8 | 1/2" | 1/2" | 1/2" |
| DSTR6000-12 | 3/4" | 3/4" | 3/4" |
| DSTR6100-16 | 1" | 1" | 1" |
| DSTR6200-20 | 1-1/4" | 1-1/4" | 1-1/4" |
| DSTR7000-32 | 2" | 2" | 2" |

FEMALE JIC BOTH ENDS



| Series | I.D. | 1 | 2 |
|-------------|--------|--------|--------|
| DSTR7300-8 | 1/2" | 1/2" | 1/2" |
| DSTR7400-12 | 3/4" | 3/4" | 3/4" |
| DSTR7500-16 | 1" | 1" | 1" |
| DSTR7600-20 | 1-1/4" | 1-1/4" | 1-1/4" |
| DSTR7800-32 | 2" | 2" | 2" |

FEMALE SAE BOTH ENDS



| Series | I.D. | 1 | 2 |
|-------------|------|------|------|
| DSTR6700-8 | 1/2" | 1/2" | 1/2" |
| DSTR6800-12 | 3/4" | 3/4" | 3/4" |
| DSTR6900-16 | 1" | 1" | 1" |

(Type III) Approved Hose Assemblies

Steel Ends

All Dominion Fittings Hose Assemblies are C.S.A. approved Used throughout the propane industry on for use with liquified Petroleum Gas (LPG) and Compressed Natural Gas (CNG).

Working Pressure: up to 350 P.S.I.

Temperature range -40°C to +121°C (-40°F to +250°F)

Ordering Information

- A) Substitute length in inches where 00's appear in Series Number
- B) Specify Overall Length if "Tip to Tip" measurements are critical.

MALE PIPE X FEMALE SAE



| Series | I.D. | 1 | 2 |
|------------|------|------|------|
| DCAR2700-6 | 3/8" | 1/4" | 3/8" |

FEMALE SAE BOTH ENDS



| Series | I.D. | 1 | 2 |
|------------|------|------|------|
| DCAR4800-6 | 3/8" | 3/8" | 3/8" |
| DCAR6700-8 | 1/2" | 1/2" | 1/2" |

Camp Appliance Hook-Ups



“EXTEND-A-FLOW” & “EXTEND-A-STAY” KITS



| Part No. | Description |
|----------|-------------|
| MB535-00 | Kit |
| MB536-00 | Kit |
| MB537-00 | Deluxe Kit |
| MB538-00 | Plus Kit |

The Extend-A-Flow™ Kit 535-00 allows the RV owner to fuel small, portable high pressure appliance such as camp stoves, lanterns and table top grills directly from the fuel supply on their RV. the kit includes a brass tee, a 12' hose and complete directions.

The Extend-A-Flow™ Plus Kit 538-00 has the MBG-423 Fitting Instead of the MBG-420.

The Extend-A-Stay™ Kit 536-00 allows the RV owner to hook up to an auxillary propane cylinder or tank. It includes an illustration on proper use, a brass tee, and a 5' pigtail for hooking up the auxillary tank or cylinder.

The Extend-A-Stay™ Deluxe Kit 537-00 features an additional 12' Extended-A-Flow™ to hook up portable lanterns, camp stoves and table top grills.

CAMP-APPLIANCE TAP-IN KIT M.POL x M.QCC x M.PRIMUS W/MBG 423



| Part No. | Description |
|------------|--------------------------|
| D538-144-4 | 1/4" x 12" (D40144-4) |
| D538-300-4 | 1/4" x 12" (D40300-4) |

TWO CAMP APPLIANCE HOOKS UP F.PRIMUS x M.PRIMUS x M.PRIMUS W/MBG 488



| Part No. | Hose | Run Hose |
|-------------|------------|------------|
| D4141824-4 | 1/4" x 18" | 1/4" x 2' |
| D41418364-4 | 1/4" x 18" | 1/4" x 3' |
| D41418120-4 | 1/4" x 18" | 1/4" x 10' |
| D41418144-4 | 1/4" x 18" | 1/4" x 12' |
| D4142424-4 | 1/4" x 2" | 1/4" x 2' |
| D4142436-4 | 1/4" x 2" | 1/4" x 3' |
| D41424120-4 | 1/4" x 2" | 1/4" x 10' |
| D4142144-4 | 1/4" x 2" | 1/4" x 12' |

HOSE ASSEMBLIES WITH RV QUICK DISCONNECTS

1/4" MALE PIPE x 1/4" FEMALE
PIPE WITH RV QUICK
DISCONNECT



| Part No. | Length |
|-------------|--------|
| D2472-4QCS | 6' |
| D24120-4QCS | 10' |
| D24140-4QCS | 12' |
| D24180-4QCS | 15' |

1/4" FEMALE PIPE
BOTH ENDS



| Part No. | Length |
|----------|--------|
| D7736-4 | 3' |
| D77144-4 | 12' |

D77144-4 WITH M1-20
MALE PRIMUS X RV QUICK
DISCONNECT PLUG ENDS




| Part No. | Length |
|-------------|--------|
| D91144-4LPA | 12' |

1/4" MALE x 1/4" FEMALE PIPE
WITH MALE TEE 2 x RV QUICK
DISCONNECT SOCKETS &
1 x RV QUICK DISCONNECT
PLUG



| Part No. | Length |
|------------|--------|
| D54936-4QD | 3' |

RV QUICK DISCONNECT SOCKET (WITH BALL VALVE) & PLUG



| Part No. | Description |
|----------|-----------------------------|
| 5LPBV2SF | 1/4" Socket with Ball Valve |
| 5LPA12C | 1/4" Plug |


Other Lengths Available.

Torch Kits



TORCH KITS

| Part No. | Description |
|-------------|----------------|
| DTK21EF-10W | 10 FT HOSE KIT |
| DTK21EF-15W | 15 FT HOSE KIT |
| DTK21EF-20W | 20 FT HOSE KIT |
| DTK21EF-25W | 25 FT HOSE KIT |
| DTK21EF-30W | 30 FT HOSE KIT |



Includes: Torch, Regulator, Excess flow Protection, Fittings and Hose Assembly

220,000 BTU CGA APPROVED TORCH



| Part No. |
|----------|
| DFT-250W |

FISHER REGULATOR




| Part No. | Description |
|------------|--------------|
| 67CH-743 | W/O FITTINGS |
| 67CH-743-1 | W/FITTINGS |

HOSE ASSEMBLIES



| Part No. | Description |
|----------|-------------|
| D34120-4 | 10 FT |
| D34180-4 | 15 FT |
| D34240-4 | 20 FT |
| D34300-4 | 25 FT |
| D34360-4 | 30 FT |

VT3-30C - RED DRAGON



- 500,000 BTU Torch
- c/w flame adjusting needle valve, 10'hose. POL fitting & spark lighter

VT2-23C - WEED DRAGON



- 100,000 BTU Torch
- c/w needle valve, 10'hose, regular, hand-wheel, POLX & spark lighter

Propane Heaters and Gas Lights



PROPANE FORCED AIR HEATERS



| Part No. | BTU Rating |
|-----------|------------|
| HS125FAV | 35,000 |
| HS170FAVT | 170,000 |

PROPANE RADIANT HEATERS



| Part No. | BTU Rating |
|----------|------------|
| HS35LP | 35,000 |
| HS125LP | 125,000 |
| HS125NG | 125,000 |

PROPANE CONVECTION HEATERS



| Part No. | BTU Rating |
|----------|------------|
| HS200CV | 200,000 |

'BUDDY' PORTABLE HEATERS



MH4B



MH9B



MH18B

| Part No. | BTU Rating |
|----------|------------|
| MH4B | 35,000 |
| MH9B | 125,000 |
| MH18B | 125,000 |

TANK TOP HEATERS



| Part No. | BTU Rating |
|-----------------|------------|
| MH14TC (Single) | 14,000 |
| MH26TC (Double) | 26,000 |

PROPANE GAS LIGHTS



| Part No. | BTU Rating |
|-----------------|------------|
| MHGLLPB (Brass) | 70 W |
| MHGLLPG (Gray) | 70 W |

PARTS LIST

| Part No. | Description |
|----------|-----------------------------------|
| 09352 | Thermocouple (HS35 w/o wheels) |
| 11663 | Regulator (HS35LP Models) |
| 20338 | Burner Nose |
| 20339 | Replacement Seal |
| 20735 | Piezo |
| 23510 | Control Valve |
| 23511 | Control Knob |
| 23513 | Thermocouple (HS35 w/wheels) |
| 23531 | Ignitor (HS35LP) |
| F220353 | Tie-on Mantle |
| F220330 | Globe |
| F220351 | Pre-formed Mantle for 20338 |
| F273117 | Thermoncouple, 12", all tank tops |
| F273606 | Regulator (MH12T) |
| F273699 | Fuel Filter (Buddy) |

Tube Straps



TUBE STRAPS

Two Hole Steel Copper Coated



| Part No. | Tube Size O.D. |
|----------|----------------|
| D14-6 | 3/8 |
| D14-8 | 1/2 |
| D14-14 | 7/8 |
| D14-18 | 1-1/8 |
| D14-22 | 1-3/8 |
| D14-26 | 1-5/8 |

TUBE STRAPS

Closed Steel Zinc Plated
Rubber Cushioned
3/8" Hole, 1/2" Band



| Part No. | Tube Size O.D. |
|----------|----------------|
| D16-4 | 1/4 |
| D16-5 | 5/16 |
| D16-6 | 3/8 |
| D16-8 | 1/2 |
| D16-10 | 5/8 |
| D16-12 | 3/4 |
| D16-14 | 7/8 |
| D16-16 | 1 |
| D16-18 | 1-1/8 |
| D16-20 | 1-1/4 |
| D16-24 | 1-1/2 |
| D16-32 | 2 |
| D16-40 | 2-1/2 |
| D16-48 | 3 |
| D16-64 | 4 |

TUBE STRAPS

Closed Steel Zinc Plated
Rubber Cushioned
1/4" Hole, 1/2" Band



| Part No. | Tube Size O.D. |
|----------|----------------|
| D17-4 | 1/4 |
| D17-5 | 5/16 |
| D17-6 | 3/8 |
| D17-8 | 1/2 |
| D17-10 | 5/8 |
| D17-12 | 3/4 |
| D17-14 | 7/8 |
| D17-16 | 1 |
| D17-18 | 1-1/8 |
| D17-20 | 1-1/4 |
| D17-24 | 1-1/2 |
| D17-32 | 2 |
| D17-38 | 2-3/8 |
| D17-40 | 2-1/2 |
| D17-48 | 3 |
| D17-56 | 3-1/2 |
| D17-64 | 4 |

J-CLIPS

Steel, Copper Coated



| Part No. | Nominal Tube Size O.D. |
|----------|------------------------|
| 909-263 | 3/8 to 1/2 |
| 909-265 | 5/8 |

TUBE STRAPS "DUPLEX"

Two Tubes Steel Zinc Plated



| Part No. | Tube Size O.D. |
|----------|----------------|
| D19-44 | 1/4 1/4 |
| D19-46 | 1/4 3/8 |
| D19-66 | 3/8 3/8 |
| D19-610 | 3/8 5/8 |
| D19-1010 | 5/8 5/8 |

TUBE RACKS


Includes lips for mounting rack with screws



| Part No. | Tube O.D. O.D. | No. of Tubes |
|------------|----------------|--------------|
| DTR-4 x 2 | 1/4 | 2 |
| DTR-4 x 3 | 1/4 | 3 |
| DTR-4 x 10 | 1/4 | 10 |
| DTR-6 x 7 | 3/8 | 7 |
| DTR-8 x 5 | 1/2 | 5 |

TUBE STRAPS

One Hole Steel Zinc Plated
Heavy Type



| Part No. | Tube Size O.D. |
|----------|----------------|
| D20-2 | 1/8 |
| D20-3 | 3/16 |
| D20-4 | 1/4 |
| D20-5 | 5/16 |
| D20-6 | 3/8 |
| D20-8 | 1/2 |
| D20-10 | 5/8 |
| D20-12 | 3/4 |
| D20-16 | 1 |
| D20-20 | 1-1/4 |

TUBE STRAPS

One Hole Everdur Copper Alloy Type



| Part No. | O.D. Tube Size | Width |
|----------|----------------|-------|
| D21-3 | 3/16 | 1/2 |
| D21-4 | 1/4 | 1/2 |
| D21-5 | 5/16 | 1/2 |
| D21-6 | 3/8 | 5/8 |
| D21-8 | 1/2 | 5/8 |
| D21-12 | 3/4 | 3/4 |
| D21-16 | 1 | 7/8 |

Hose Clamps



Oetiker 1-Ear Clamps are intended for low pressure applications - Automotive, Appliance, Machinery, Beverage and Dispensing Equipment etc. They are made for mass production use. Available in zinc plated steel.

1-EAR CLAMPS

Zinc Plated



| Part No. | Nominal Size | Inches | |
|-------------|--------------|--------|-------|
| | | Closed | Open |
| DHC8-6 | 3/8 | .343 | .414 |
| DHC8-7 | 7/16 | .381 | .444 |
| DHC8-7-1/2 | 15/32 | .394 | .486 |
| DHC8-8 | 1/2 | .453 | .524 |
| DHC8-8-1/2 | 35.64 | .472 | .551 |
| DHC8-9 | 9/16 | .496 | .571 |
| DHC8-10 | 5/8 | .543 | .618 |
| DHC8-11 | 11/16 | .594 | .669 |
| DHC8-12 | 3/4 | .669 | .779 |
| DHC8-13 | 13/16 | .716 | .827 |
| DHC8-14 | 7/8 | .779 | .890 |
| DHC8-15 | 15/16 | .839 | .949 |
| DHC8-16 | 1 | .898 | 1.008 |
| DHC8-17 | 1-1/16 | .945 | 1.067 |
| DHC8-18 | 1-1/8 | 1.004 | 1.126 |
| DHC8-19 | 1-3/16 | 1.063 | 1.185 |
| DHC8-20 | 1-1/4 | 1.122 | 1.244 |
| DHC8-21 | 1-5/16 | 1.181 | 1.303 |
| DHC8-22 | 1-3/8 | 1.240 | 1.362 |
| DHC8-23 | 1-7/16 | 1.299 | 1.421 |
| DHC8-23-1/2 | 1-15/32 | 1.358 | 1.480 |
| DHC8-24 | 1-1/2 | 1.378 | 1.500 |
| DHC8-25 | 1-9/16 | 1.437 | 1.559 |
| DHC8-26 | 1-5/8 | 1.492 | 1.614 |
| DHC8-27 | 1-11/16 | 1.551 | 1.673 |
| DHC8-27-1/2 | 1-23/32 | 1.610 | 1.732 |
| DHC8-28 | 1-3/4 | 1.669 | 1.791 |
| DHC8-29 | 1-13/16 | 1.728 | 1.850 |
| DHC8-30 | 1-7/8 | 1.787 | 1.909 |
| DHC8-31 | 1-15/16 | 1.846 | 1.968 |
| DHC8-32 | 2 | 1.905 | 2.028 |
| DHC8-33 | 2-1/16 | 1.965 | 2.087 |
| DHC8-34 | 2-1/8 | 2.024 | 2.146 |
| DHC8-35 | 2-3/16 | 2.083 | 2.205 |
| DHC8-36 | 2-1/4 | 2.142 | 2.264 |
| DHC8-37 | 2-5/16 | 2.201 | 2.323 |
| DHC8-38 | 2-3/8 | 2.260 | 2.382 |
| DHC8-39 | 2-7/16 | 2.319 | 2.441 |
| DHC8-40 | 2-1/2 | 2.378 | 2.500 |
| DHC8-41 | 2-9/16 | 2.437 | 2.559 |
| DHC8-42 | 2-5/8 | 2.496 | 2.618 |
| DHC8-43 | 2-11/16 | 2.555 | 2.677 |

| Part No. | Nominal Size | Inches | |
|-------------|--------------|--------|-------|
| | | Closed | Open |
| DHC8-43-1/2 | 2-23/32 | 2.614 | 2.736 |
| DHC8-44 | 2-3/4 | 2.673 | 2.795 |
| DHC8-45 | 2-13/16 | 2.732 | 2.854 |
| DHC8-46 | 2-7/8 | 2.791 | 2.913 |
| DHC8-47 | 2-15/16 | 2.850 | 2.972 |
| DHC8-48 | 3 | 2.909 | 3.031 |
| DHC8-49 | 3-1/16 | 2.968 | 3.090 |
| DHC8-50 | 3-1/8 | 3.028 | 3.150 |
| DHC8-51 | 3-3/16 | 3.087 | 3.209 |
| DHC8-52 | 3-1/4 | 3.146 | 3.268 |

Oetiker 2-Ear Clamps are for medium pressure applications. These clamps are suited for maintenance and O.E.M. applications. Rubber Hose, Plastic Tubing, Co-Axial and Electrical Cable, Rope, etc. are all readily clamped. The clamps are widely used on air, fluid, gas and steam lines. Please specify if stainless steel is required.

2-EAR CLAMPS

Zinc Plated

For Stainless Steel - add S.S. Suffix



| Part No. | Nominal Size | Inches | |
|------------|--------------|--------|------|
| | | Closed | Open |
| DHC9-2-1/2 | 5/32 | .122 | .161 |
| DHC9-2-3/4 | 11/64 | .138 | .177 |
| DHC9-3 | 3/16 | .118 | .197 |
| DHC9-4 | 1/4 | .197 | .276 |
| DHC9-5 | 5/16 | .276 | .354 |
| DHC9-6 | 3/8 | .315 | .433 |
| DHC9-7 | 7/16 | .354 | .433 |
| DHC9-8 | 1/2 | .433 | .512 |
| DHC9-9 | 9/16 | .512 | .591 |
| DHC9-9-1/2 | 19/32 | .591 | .669 |
| DHC9-10 | 5/8 | .591 | .708 |
| DHC9-12 | 3/4 | .669 | .787 |
| DHC9-13 | 13/16 | .748 | .866 |

| Part No. | Nominal Size | Inches | |
|----------|--------------|--------|-------|
| | | Closed | Open |
| DHC9-14 | 7/8 | .787 | .905 |
| DHC9-15 | 15/16 | .866 | .984 |
| DHC9-16 | 1 | .905 | 1.063 |
| DHC9-17 | 1-1/16 | .984 | 1.102 |
| DHC9-18 | 1-1/8 | 1.035 | 1.220 |
| DHC9-19 | 1-3/16 | 1.063 | 1.220 |
| DHC9-21 | 1-5/16 | 1.220 | 1.339 |
| DHC9-23 | 1-7/16 | 1.339 | 1.457 |
| DHC9-24 | 1-1/2 | 1.457 | 1.575 |
| DHC9-26 | 1-5/8 | 1.575 | 1.693 |
| DHC9-28 | 1-3/4 | 1.693 | 1.811 |



SIDE CRIMPER

PART #
DHC9-S



HEAVY DUTY
STRAIGHT
CRIMPER

PART #
DHC9-RHD

WIRE HOSE CLAMP



| Part No. | Hose I.D. |
|----------|------------|
| D1538 | 3/16 & 1/4 |
| D1552x9 | 5/16 |
| D1552x10 | 3/8 |

Hose Clamps



FOR TOUGH INSTALLATIONS - Premium quality clamps designed to provide positive, reliable connections. One-piece housing locks directly into the band, utilizing the full strength of the materials to provide maximum anti-shear protection. No spot welds to rupture under stress or corrosion.

Stainless Steel Band and Housing - All styles made from nickel-rich 300 series stainless steel.

HOSE CLAMPS


With 5/16" Hex Head
Stainless Steel Screw – 1/2" Bands

| Part No. | Diameter | |
|----------|----------|--------|
| | Min. | Max. |
| DHC5-6 | .375 | .875 |
| DHC5-8 | .438 | 1.000 |
| DHC5-10 | .500 | 1.125 |
| DHC5-12 | .500 | 1.250 |
| DHC5-16 | .750 | 1.500 |
| DHC5-20 | .750 | 1.750 |
| DHC5-24 | 1.000 | 2.000 |
| DHC5-28 | 1.313 | 2.250 |
| DHC5-32 | 1.563 | 2.500 |
| DHC5-36 | .875 | 2.750 |
| DHC5-40 | 1.125 | 3.000 |
| DHC5-44 | 1.313 | 3.250 |
| DHC5-48 | 1.625 | 3.500 |
| DHC5-52 | 1.875 | 3.750 |
| DHC5-56 | 2.125 | 4.000 |
| DHC5-60 | 3.310 | 4.250 |
| DHC5-64 | 2.625 | 4.500 |
| DHC5-72 | 3.125 | 5.000 |
| DHC5-80 | 3.625 | 5.500 |
| DHC5-84 | 3.937 | 5.750 |
| DHC5-88 | 4.250 | 6.000 |
| DHC5-96 | 4.750 | 6.500 |
| DHC5-104 | 4.000 | 7.000 |
| DHC5-116 | 5.750 | 7.750 |
| DHC5-128 | 6.500 | 8.500 |
| DHC5-152 | 8.000 | 10.000 |
| DHC5-164 | 8.750 | 10.750 |
| DHC5-188 | 10.250 | 12.250 |
| DHC5-200 | 11.000 | 13.000 |
| DHC5-212 | 11.750 | 13.750 |

HOSE CLAMPS

With 5/16" Hex Head
Zinc Plated Screw – 1/2" Bands

| Part No. | Diameter | |
|----------|----------|--------|
| | Min. | Max. |
| DHC6-6 | .375 | .875 |
| DHC6-8 | .438 | 1.000 |
| DHC6-10 | .500 | 1.125 |
| DHC6-12 | .500 | 1.250 |
| DHC6-16 | .750 | 1.500 |
| DHC6-20 | .750 | 1.750 |
| DHC6-24 | 1.000 | 2.000 |
| DHC6-28 | 1.313 | 2.250 |
| DHC6-32 | 1.563 | 2.500 |
| DHC6-36 | .875 | 2.750 |
| DHC6-40 | 1.125 | 3.000 |
| DHC6-44 | 1.313 | 3.250 |
| DHC6-48 | 1.625 | 3.500 |
| DHC6-52 | 1.875 | 3.750 |
| DHC6-56 | 2.125 | 4.000 |
| DHC6-60 | 3.310 | 4.250 |
| DHC6-64 | 2.625 | 4.500 |
| DHC6-72 | 3.125 | 5.000 |
| DHC6-80 | 3.625 | 5.500 |
| DHC6-88 | 4.250 | 6.000 |
| DHC6-96 | 4.750 | 6.500 |
| DHC6-104 | 4.000 | 7.000 |
| DHC6-116 | 5.750 | 7.750 |
| DHC6-128 | 6.500 | 8.500 |
| DHC6-152 | 8.000 | 10.000 |
| DHC6-164 | 8.750 | 10.750 |
| DHC6-188 | 10.250 | 12.250 |
| DHC6-200 | 11.000 | 13.000 |
| DHC6-212 | 11.750 | 13.750 |



HOSE CLAMPS

Mini-Gear with 1/4" Hex Head
Stainless Steel Screw – 5/16" Bands

| Part No. | Diameter | |
|----------|----------|-------|
| | Min. | Max. |
| DMHC5-4 | .219 | .625 |
| DMHC5-6 | .316 | .875 |
| DMHC5-8 | .438 | 1.000 |
| DMHC5-10 | .500 | 1.063 |
| DMHC5-12 | .563 | 1.250 |
| DMHC5-16 | .813 | 1.750 |
| DMHC5-28 | 1.563 | 2.500 |

HOSE CLAMPS

Mini-Gear with 1/4" Hex Head
Zinc Plated Screw – 5/16" Bands

| Part No. | Diameter | |
|----------|----------|-------|
| | Min. | Max. |
| DMHC6-4 | .219 | .625 |
| DMHC6-5 | .438 | .6875 |
| DMHC6-6 | .438 | .875 |
| DMHC6-8 | .438 | 1.000 |
| DMHC6-10 | .500 | 1.063 |
| DMHC6-12 | .563 | 1.250 |
| DMHC6-16 | .813 | 1.750 |

Key Operated Gear Clamps



Install and tighten in place without tools!

Convenient plastic tensioning key allows installation, tightening and removal without the need for a screwdriver, wrench or other tools.

A great option for restricted space or temporary installations..

KEY OPERATED GEAR CLAMPS

430 Stainless Steel Band (1/2") and Housing; Zinc Plated Carbon Steel Screw



| Part No. | Range (mm) |
|------------|----------------|
| DKTC12-04 | 6 - 16 mm |
| DKTC12-06 | 8 - 20 mm |
| DKTC12-12 | 12.7 - 31.7 mm |
| DKTC12-20 | 19 - 44.4 mm |
| DKTC12-28 | 31.7 - 57 mm |
| DKTC12-36 | 44.9 - 69.8 mm |
| DKTC12-100 | 100 - 125 mm |

Flex Seal Clamps

HEAVY DUTY

301 S.S. Band 19.0 mm wide;
0.65 mm thick; S.S. Bridge;
Zinc Plated Carbon Steel bolt;
High Carbon Steel Spring



| Part No. | Range (in.) | Range (mm) |
|-----------|-------------|------------|
| DHC19-225 | 2.06-2.31 | 52-59 |
| DHC19-238 | 2.19-2.50 | 58-64 |
| DHC19-250 | 2.31-2.62 | 59-67 |
| DHC19-263 | 2.38-2.69 | 60-68 |
| DHC19-270 | 2.44-2.75 | 62-70 |
| DHC19-275 | 2.56-2.87 | 65-73 |
| DHC19-288 | 2.69-3.00 | 68-76 |
| DHC19-300 | 2.81-3.12 | 71-79 |
| DHC19-312 | 2.94-3.25 | 75-83 |
| DHC19-325 | 3.06-3.37 | 78-86 |
| DHC19-350 | 3.31-3.62 | 84-92 |
| DHC19-375 | 3.56-3.87 | 90-98 |
| DHC19-382 | 3.63-3.94 | 92-100 |
| DHC19-412 | 3.81-4.12 | 97-105 |
| DHC19-425 | 4.06-4.37 | 103-111 |
| DHC19-450 | 4.31-4.62 | 110-117 |
| DHC19-475 | 4.56-4.87 | 116-124 |
| DHC19-500 | 4.81-5.12 | 122-130 |
| DHC19-525 | 5.06-5.37 | 129-137 |
| DHC19-550 | 5.31-5.61 | 135-143 |
| DHC19-575 | 5.56-5.87 | 141-149 |
| DHC19-600 | 5.81-6.12 | 148-156 |

MINI

301 S.S. Band 13.7 mm wide;
0.65 mm thick; S.S. Bridge;
Zinc Plated Carbon Steel bolt;
High Carbon Steel Spring



| Part No. | Range (in.) | Range (mm) |
|-----------|-------------|------------|
| DHC20-150 | 1.31-1.56 | 33-40 |
| DHC20-175 | 1.56-1.81 | 40-46 |
| DHC20-188 | 1.69-1.94 | 43-49 |
| DHC20-200 | 1.81-2.06 | 46-52 |
| DHC20-225 | 2.06-2.31 | 52-59 |
| DHC20-238 | 2.19-2.50 | 58-64 |
| DHC20-250 | 2.31-2.62 | 59-67 |
| DHC20-263 | 2.38-2.69 | 60-68 |
| DHC20-270 | 2.44-2.75 | 62-70 |
| DHC20-275 | 2.56-2.87 | 65-73 |
| DHC20-288 | 2.69-3.00 | 68-76 |
| DHC20-300 | 2.81-3.12 | 71-79 |
| DHC20-312 | 2.94-3.25 | 75-83 |
| DHC20-325 | 3.06-3.37 | 78-86 |
| DHC20-350 | 3.31-3.62 | 84-92 |
| DHC20-375 | 3.56-3.87 | 90-98 |
| DHC20-382 | 3.63-3.94 | 92-100 |
| DHC20-400 | 3.81-4.12 | 97-105 |
| DHC20-425 | 4.06-4.37 | 103-111 |
| DHC20-450 | 4.31-4.62 | 110-117 |
| DHC20-475 | 4.56-4.87 | 116-124 |
| DHC20-500 | 4.81-5.12 | 122-130 |
| DHC20-525 | 5.06-5.37 | 129-137 |
| DHC20-550 | 5.31-5.61 | 135-143 |
| DHC20-575 | 5.56-5.87 | 141-149 |
| DHC20-600 | 5.81-6.12 | 148-156 |

T-Bar Hose Clamps



STAINLESS STEEL

301 S.S. Band 19 mm wide;
0.70 mm thick; S.S. Bridge, bolt,
trunion & nut




| Part No. | Range (in.) | Range (mm) |
|-----------|-------------|------------|
| DHC2-150 | 1.31-1.56 | 33-40 |
| DHC2-175 | 1.56-1.81 | 40-46 |
| DHC2-188 | 1.69-1.94 | 43-49 |
| DHC2-200 | 1.81-2.06 | 46-52 |
| DHC2-225 | 2.06-2.31 | 52-59 |
| DHC2-238 | 2.19-2.50 | 58-64 |
| DHC2-250 | 2.31-2.62 | 59-67 |
| DHC2-256 | 2.38-2.69 | 60-68 |
| DHC2-263 | 2.44-2.75 | 62-70 |
| DHC2-275 | 2.56-2.87 | 65-73 |
| DHC2-288 | 2.69-3.00 | 68-76 |
| DHC2-300 | 2.81-3.12 | 71-79 |
| DHC2-312 | 2.94-3.25 | 75-83 |
| DHC2-325 | 3.06-3.37 | 78-86 |
| DHC2-350 | 3.31-3.62 | 84-92 |
| DHC2-375 | 3.56-3.87 | 90-98 |
| DHC2-382 | 3.63-3.94 | 92-100 |
| DHC2-400 | 3.81-4.12 | 97-105 |
| DHC2-425 | 4.06-4.37 | 103-111 |
| DHC2-450 | 4.31-4.62 | 110-117 |
| DHC2-475 | 4.56-4.87 | 116-124 |
| DHC2-500 | 4.81-5.12 | 122-130 |
| DHC2-525 | 5.06-5.37 | 129-137 |
| DHC2-550 | 5.31-5.61 | 135-143 |
| DHC2-575 | 5.56-5.87 | 141-149 |
| DHC2-600 | 5.81-6.12 | 148-156 |
| DHC2-625 | 6.06-6.37 | 154-162 |
| DHC2-650 | 6.31-6.62 | 160-168 |
| DHC2-675 | 6.56-6.87 | 167-175 |
| DHC2-700 | 6.81-7.12 | 173-181 |
| DHC2-725 | 7.06-7.37 | 179-187 |
| DHC2-750 | 7.31-7.62 | 186-194 |
| DHC2-775 | 7.56-7.87 | 192-200 |
| DHC2-800 | 7.81-8.12 | 198-206 |
| DHC2-825 | 8.06-8.37 | 205-213 |
| DHC2-850 | 8.44-8.75 | 214-222 |
| DHC2-875 | 8.56-8.87 | 217-225 |
| DHC2-888 | 8.69-9.19 | 221-229 |
| DHC2-900 | 8.63-8.94 | 219-227 |
| DHC2-1088 | 10.63-11.13 | 270-278 |
| DHC2-1288 | 12.63-13.13 | 321-329 |

STANDARD

301 S.S. Band 19 mm wide;
0.70 mm thick; S.S. Bridge,
Zinc plated bolt, trunion & nut



| Part No. | Range (in.) | Range (mm) |
|-----------|-------------|------------|
| DHC3-150 | 1.31-1.56 | 33-40 |
| DHC3-175 | 1.56-1.81 | 40-46 |
| DHC3-188 | 1.69-1.94 | 43-49 |
| DHC3-200 | 1.81-2.06 | 46-52 |
| DHC3-225 | 2.06-2.31 | 52-59 |
| DHC3-238 | 2.19-2.50 | 58-64 |
| DHC3-250 | 2.31-2.62 | 59-67 |
| DHC3-256 | 2.38-2.69 | 60-68 |
| DHC2-263 | 2.44-2.75 | 62-70 |
| DHC3-275 | 2.56-2.87 | 65-73 |
| DHC3-288 | 2.69-3.00 | 68-76 |
| DHC3-300 | 2.81-3.12 | 71-79 |
| DHC3-312 | 2.94-3.25 | 75-83 |
| DHC3-325 | 3.06-3.37 | 78-86 |
| DHC3-350 | 3.31-3.62 | 84-92 |
| DHC3-375 | 3.56-3.87 | 90-98 |
| DHC3-382 | 3.63-3.94 | 92-100 |
| DHC3-400 | 3.81-4.12 | 97-105 |
| DHC3-425 | 4.06-4.37 | 103-111 |
| DHC3-450 | 4.31-4.62 | 110-117 |
| DHC3-475 | 4.56-4.87 | 116-124 |
| DHC3-500 | 4.81-5.12 | 122-130 |
| DHC3-525 | 5.06-5.37 | 129-137 |
| DHC3-550 | 5.31-5.61 | 135-143 |
| DHC3-575 | 5.56-5.87 | 141-149 |
| DHC3-600 | 5.81-6.12 | 148-156 |
| DHC3-625 | 6.06-6.37 | 154-162 |
| DHC3-650 | 6.31-6.62 | 160-168 |
| DHC3-675 | 6.56-6.87 | 167-175 |
| DHC3-700 | 6.81-7.12 | 173-181 |
| DHC3-725 | 7.06-7.37 | 179-187 |
| DHC3-750 | 7.31-7.62 | 186-194 |
| DHC3-775 | 7.56-7.87 | 192-200 |
| DHC3-800 | 7.81-8.12 | 198-206 |
| DHC3-825 | 8.06-8.37 | 205-213 |
| DHC3-888 | 8.69-9.19 | 221-229 |
| DHC3-1088 | 10.63-11.13 | 270-278 |
| DHC3-1288 | 12.63-13.13 | 321-329 |

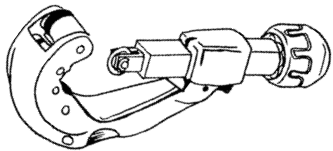


| Model No. | Capacity | Turning Radius |
|-----------|------------------|----------------|
| DTC-3 | 1/8" - 5/8" O.D. | 1-5/8 max. |

MINI TUBING CUTTER

For up to 5/8" O.D. Tubing
In Extreme Close Quarters

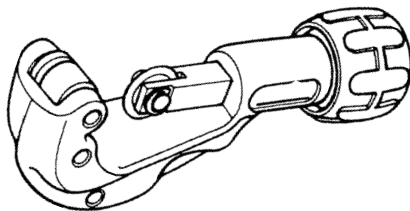
- Compact body and sliding block of reduced overall dimensions to work in extra close quarters.
- The body frame has been reinforced on its base.
- Grooved rollers for close-to-flare cuts.
- Large and knurled feed screw knob.
- For accurate cutting of copper, brass, aluminium and stainless steel tubing.



| Model No. | Capacity |
|-----------|-------------------|
| DTC-15 | 1/4 through 2 5/8 |

QUICK ACTION TUBING CUTTER

- Spring loaded cutter wheel feeding system allows slide action adjustment and quick release.
- Reinforced monoblock aluminium body and slide bar with stop to protect cutting wheels.
- Extra long grooved rollers for close-to-flare cuts and knob of ergonomic design.
- Detachable reamer supplied with the cutter and located inside the frame.



| Model No. | Capacity |
|-----------|-------------------|
| DTC-13 | 1/4 through 1-3/8 |

TELESCOPIC TUBING CUTTER

- Telescopic cutter wheel feeding system.
- New ergonomic handle with spare cutter wheel in knob.
- Easily retracting deburring tool stored in frame.
- New rotating and self-aligning deburring tool. Easy to use with minimal effort.
- Grooved rollers for close-to-flare cuts.
- Fully professional quick-adjusting tubing cutter and deburring tool for copper, brass, aluminium and stainless steel tubing.
- Specifically designed and manufactured for easy, clean, accurate and fast cuts with minimal effort.
- Ideal for plumbers in installation and maintenance, heating and air conditioning trades, as well as industry in general.

MULTI-PURPOSE CUTTER

Ideal for synthetic and rubber hose – plastic tubing – PVC pipe-copper wire. 12 volt battery cable handles are insulated with plastic covering and may be locked when not in use. Maximum capacity 1-1/8" O.D. Replacement blade supplied with each cutter ordered.



| Part No. | Description |
|------------|-------------|
| DMPC-1 | Tool |
| DMPC-Blade | Blade Only |

TUBE CUTTER

For Non-Metallic Tubing




| Part No. | Capacity |
|----------|-----------------|
| DPTC-3 | 1/8 O.D. to 1/2 |

REPLACEMENT BLADE

For DCT-13 and DCT-15

| Part No. | Description |
|----------|-------------|
| DTCW-50 | Blade Only |

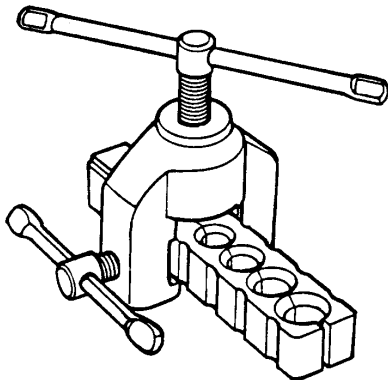


FLARING TOOLS

Professional Grade European Manufactured High-Quality Tools

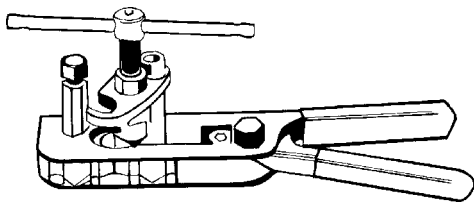
These advanced-design Flaring Tools give smooth, uniform flares. Large comfort-grip feed screw handle turns easily. Hardened steel flaring cone, eccentrically mounted in precision bearings, produces rolling action for even metal flow... gives uniform flare walls without galling. Flare can then be ironed by continued cone action. Heat treated flaring bars are precision-ground. Tubing hole sizes are clearly marked. Rugged yokes slide to desired size. Yoke clamp screw fits into centering hole... locks bars, yoke and tubing into alignment. Stop pins keep yoke on flaring bars at all times.

| Model No. | Type | Sizes (in.) |
|-----------|------|-------------|
| DFT-3 | 45° | 3/16 - 3/4 |



A quality made Flaring Tool that accurately flares 7 sizes: 3/16", 1/4", 5/16", 3/8", 7/16", 1/2", and 5/8" (metric configuration 6, 8, 10, 12, 14, 15, 16mm) O.D. in soft copper, brass, aluminum and mild steel tubing.

| Model No. | Description |
|-----------|---|
| DFT-4 | Flares 3/16", 1/4", 5/16", 3/8", 7/16", 1/2", and 5/8" O.D. tubing, 45° |
| DFT-4KIT | DFT-4 with Tubing Cutter and Case Kit |



Unique tool offers unmatched flexibility and efficiency for precision tube flaring. One tool flares six sizes of copper, brass, aluminum and most mild thin-wall steel tubing (3/16" through 5/8" O.D. or 6mm through 16mm O.D.). Special design uses hex clamp blocks which rotate independently to grip different tube sizes. Produces accurate 37° or 45° single-lap flares. Swing release feature allows use of adapter for 45° double-lap flares.

| Part No. | Flare Angle | Capacity O.D. |
|----------|-------------|---------------|
| DFT-10 | 37° | 3/16 to 5/8 |
| DFT-20 | 45° | 3/16 to 5/8 |

Repair parts are available.



DOUBLE FLARE ADAPTER

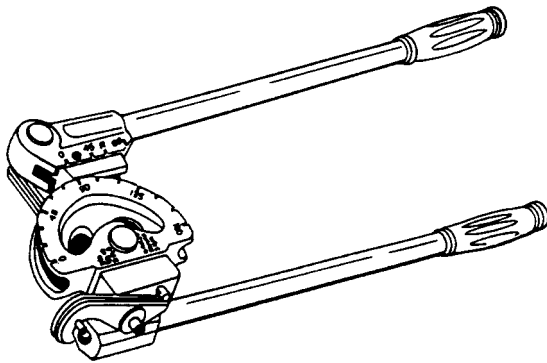
To be used in conjunction with DFT-20 Tool only.

| Part No. | Flare Angle | Capacity O.D. |
|----------|-------------|---------------|
| DDFT-100 | 45° | 3/16 to 1/2 |

Lever-Type Tube Benders

For annealed (soft) type K & L and ACR copper tube.


These benders are designed to bend soft copper tubing to a maximum of 180° with bend ratios of 3.5 (radius/O.D.) or greater to prevent tube wrinkling. 90° start angle maximizes leverage and minimizes bending effort. Features tubular handles with cushion grips and a built-in vise grip.



| Model No. | Capacity |
|-----------|-------------------------------|
| D310 | 5/8" O.D. Tube, 2 1/4" Radius |
| D312 | 3/4" O.D. Tube, 2 1/2" Radius |

Lever-Type Tube Benders


These benders produce smooth accurate bends to 180° in soft copper, steel and stainless steel tube. 90° start angle maximizes leverage and minimizes bending effort. Features solid handles with cushion grips and a built-in vise mount. Unique oil absorbing bending shoe helps to further minimize bending effort.



| Model No. | Capacity |
|-----------|-------------------------------|
| D406 | 3/8" O.D. Tube, 15/16" Radius |
| D408 | 1/2" O.D. Tube, 1 1/2" Radius |

Spring-Type Tube Benders

These benders are used for free form bending of soft copper and aluminum tube. Spring wire is proportioned to tube size to allow shorter radius bends on small tube.



| Model No. | Tube O.D. |
|-----------|-----------|
| DTB-4 | 1/4 |
| DTB-5 | 5/16 |
| DTB-6 | 3/8 |
| DTB-7 | 7/16 |
| DTB-8 | 1/2 |
| DTB-10 | 5/8 |
| DTB-12 | 3/4 |

PNEUMATIC MUFFLERS & VENTS

EXHAUST MUFFLER

40 micron sintered bronze elements with brass pipe thread mounts, diffuse air and muffle noise from exhaust ports on cylinders and air tools. Combines compact size with excellent performance.

| Part No. | Size (NPT) |
|----------|------------|
| DBEM-A | 1/8" |
| DBEM-B | 1/4" |
| DBEM-C | 3/8" |
| DBEM-D | 1/2" |



BREATHER VENT

40 micron sintered bronze elements with brass pipe thread mounts, for vacuum and pressure relief applications. For use on single acting cylinders and valves to prevent dirt and debris from entering the system.

| Part No. | Size (NPT) |
|----------|------------|
| DBBV-A | 1/8" |
| DBBV-B | 1/4" |
| DBBV-C | 3/8" |
| DBBV-D | 1/2" |



AIR GUNS



Hook style die cast body with lever handle
Rubber tip; 1/4" Female Pipe; Max. 145 PSI
Individually carded

| Part No. |
|----------|
| DAG411ER |



Moulded body and handle; 4-1/2" wand.
Trigger style control for output control.
Individually carded.

| Part No. |
|----------|
| DAG166 |

WATER NOZZLES

WATER NOZZLE Gun Type, Insulated



| Part No. | Size |
|----------|--------|
| DGHN | 5 1/2" |

WATER NOZZLE Gun Type, Zinc Coated



| Part No. | Size |
|----------|--------|
| DGHNE | 5 1/2" |

Teflon Tape

TEFLON TAPE Excellent Sealant For All Threads



| Part No. | Width" | Length" |
|----------|--------|---------|
| D121-M6 | 3/8 | x 240 |
| D121-M8 | 1/2 | x 480 |
| D121-M12 | 3/4 | x 240 |
| D121-M16 | 1 | x 240 |

YELLOW TEFLON TAPE ULC listed for Gas

For use on threaded joints of metal pipe (not exceeding 1-1/2 in. / 3.8 cm) in assemblies handling gasoline, petroleum oils, natural gas (pressure not over 1000 p.s.i.), propane and butane.

| Part No. | Width" | Length" |
|----------|--------|---------|
| 904-128 | 1/2 | x 240 |
| 904-1212 | 3/4 | x 255 |

PRE-APPLIED THREAD SEALANT

Brass Fittings can be supplied with **Loctite® Vibra-Seal®** Thread Sealant – a pre-applied, water-base sealant designed to effectively seal most liquids, gasses and

chemicals at pressures up to 150 p.s.i. and up to +300°F. Sealant is factory applied for high volume fittings by our Thread Locking division.

PRE-APPLIED ADHESIVE

For applications requiring both sealing and locking, we recommend **Scotch-Grip™ Fastener Adhesive 4844, Yellow**. This microencapsulated two-part adhesive is activated by the twisting action of seating which breaks the capsules and allows the adhesive to cure. Can be re-used up to three times. Temperature range up to +250°F. This adhesive is factory applied for high volume fittings by our Thread Locking Division.

™ Scotch-Grip Fastener Adhesive is a trademark of the 3M company

Dominion Pressure Gauges



DRY PRESSURE GAUGES - J SERIES



| Connection | NPT | RANGE PSIG | | | | | | | |
|--------------------|------------|------------|------|------|-------|-------|-------|-------|-------------------|
| | CONNECTION | 0-15 | 0-30 | 0-60 | 0-100 | 0-160 | 0-200 | 0-300 | 0-400 |
| Bottom 2" Dial | 1/4 | J500 | J501 | J502 | J503 | J504 | J505 | J506 | J542 ¹ |
| Back | 1/4 | J510 | J511 | J512 | J513 | J514 | J515 | J516 | |
| Bottom 2-1/2" Dial | 1/4 | | | | J521 | J522 | J523 | | |

¹For LP-Gas or NH₃ service

GLYCERIN FILLED PRESSURE GAUGES - DP SERIES



| Connection | NPT | RANGE PSIG | | | | | |
|--------------------|------------|------------|-------|-------|-------|-------|-------|
| | CONNECTION | 0-30 | 0-60 | 0-100 | 0-160 | 0-200 | 0-300 |
| Bottom 2-1/2" Dial | 1/4 | DP802 | DP803 | DP804 | DP805 | DP806 | DP807 |
| Back 2-1/2" Dial | 1/4 | | | DP904 | DP905 | DP906 | DP907 |


| Connection | NPT | RANGE PSIG | | | | | | |
|--------------------|------------|------------|-------|--------|--------|--------|--------|--------|
| | CONNECTION | 0-400 | 0-600 | 0-1000 | 0-1500 | 0-2000 | 0-3000 | 0-5000 |
| Bottom 2-1/2" Dial | 1/4 | DP817 | DP808 | DP810 | DP815 | DP820 | DP830 | DP850 |
| Back 2-1/2" Dial | 1/4 | DP917 | DP908 | | | | | |

Storage Cabinets

This 72 bin cabinet is designed to store larger bulk quantities of fittings or small parts.

| | |
|------------------------|--|
| Part No. | DFC-72 |
| Dimensions: | Width 35-1/4" Height 41-1/2" Depth 11-3/4" |
| Bin Dimensions: | Width 4" Height 4-1/2" Depth 11-1/2" |


Labels available on request.



Merchandisers



Dominion floor or wall empty merchandisers are manufactured from heavy gauge cold rolled steel. Finished in rust and acid resistant baked enamel. Drawers are made from impact resistant, clear plastic compartments furnished with dividers and labels as required - colour blue.



Two DFC-48 Merchandisers illustrated.

MERCHANDISER

Part No. DFC-48

Contains 48 Drawers c/w 2 Dividers/
Drawer

Dimensions: Width 26-3/8"
Height 25-7/8"
Depth 9-7/8"

Drawer Dimensions: Width 4"
Height 2"
Depth 9-3/4"

Labels available on request.

Part No. DFC-48D

Replacement plastic drawers.

Part No. DFC-48DIV

Plastic dividers for drawers.

Part No. DFC-48L

Leg Sets

For DFC-48 cabinet. Comes with adjustable glides and hardware. Welded construction from 1" square tubing.

Free-standing merchandiser can be configured with one, two or four cabinets on one set of legs.

Part No. DFC-48S

Metal shelf for fastening between tubular legs. Complete with hardware.

Dimensions: Width 26-3/8"
Depth 9-7/8"

MODULAR CLEAR PLASTIC MERCHANDISING TILT-OUT BINS

Labels available as required.

| Part No. | Description | W | D | H |
|----------|---------------|---------|--------|---------|
| D022-253 | 3 Compartment | 23 5/8" | 7 3/4" | 9 1/2" |
| D022-254 | 4 Compartment | 23 5/8" | 6 5/8" | 8 1/8" |
| D022-255 | 5 Compartment | 23 5/8" | 5 1/4" | 6 1/2" |
| D022-256 | 6 Compartment | 23 5/8" | 3 5/8" | 4 1/2" |
| D022-259 | 9 Compartment | 23 5/8" | 2 1/2" | 3 5/16" |

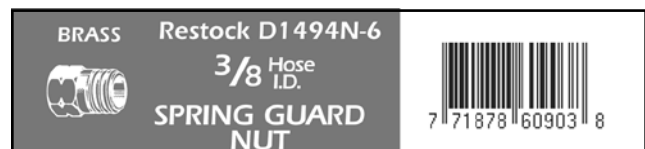


Clear, plastic tilt-out bins in a stackable, mountable plastic cabinet.

LABELS

Features:

- Part Number
- Product Description and Size
- Material
- Product Image
- Colour Coded by Product type
- UPC Barcode



Dominion Fittings Product Labels provide easy identification of products.

Alpha-Numeric Index



| Part No. | Page | Part No. | Page | Part No. | Page | Part No. | Page |
|--------------------|------|----------------------------|------|----------------------------|-------|--------------------------|-------|
| 020-845 | 121 | D35C | 117 | D72P | 40 | D131 (Hose Barb) | 29 |
| 020-846 | 121 | D35N | 117 | D74 | 11 | D132 | 30 |
| 020-901 to 020-902 | 86 | D36AC | 116 | D75 | 11 | D133 | 30 |
| 022 | 121 | D36C | 116 | D76 (Compression Tee) | 11 | D134 | 30 |
| 09352 | 135 | D36N | 116 | D76 (Shut Off Cock) | 112 | D134ST | 30 |
| 11663 | 135 | D38C | 117 | D77 | 11 | D135 | 30 |
| 20338 | 135 | D38N | 117 | D77P | 40 | D136 | 30 |
| 20339 | 135 | D39 (Flare Nut) | 2 | D77PC | 40 | D137 | 30 |
| 20735 | 135 | D39 (Drain Cock) | 111 | D78 | 11 | D138 | 30 |
| 23510 | 135 | D40 (Flare Nut) | 2 | D78P | 40 | D139 | 29 |
| 23511 | 135 | D40 (Drain Cock) | 111 | D79 | 12 | D139B | 29 |
| 23513 | 135 | D41 (Flare Nut) | 2 | D81 | 12 | D140 | 29 |
| 23531 | 135 | D41 (Drain Cock) | 111 | D82 | 110 | D141 | 7 |
| 5LPA12C | 133 | D41S | 2 | D83 | 110 | D142 | 7 |
| 5LPBV2SF | 133 | D42 (Flare Union Coupling) | 3 | D92P | 41 | D143 | 29 |
| 67CH | 134 | D42 (Drain Cock) | 111 | D94P | 41 | D146 | 7 |
| 904-128 | 144 | D43 (Drain Cock) | 111 | D98P | 41 | D148 | 7 |
| 904-1212 | 144 | D43 (Flare Ball Check) | 3 | D99 | 18 | D149 | 7 |
| 904-607 to 904-800 | 86 | D44 (Flare Tee) | 3 | D100 | 18 | D154 | 8 |
| 904-901 to 904-994 | 104 | D44 (Drain Cock) | 111 | D101 | 18 | D161 | 12 |
| 909-263 to 909-265 | 136 | D45 (Flare Tee) | 3 | D102 | 18 | D162 | 12 |
| 911-012 to 911-834 | 45 | D45 (Drain Cock) | 111 | D103 | 18 | D164 | 12 |
| 911-855 to 911-932 | 46 | D46 | 3 | D104 | 18 | D165 | 12 |
| 912-011 to 912-544 | 46 | D47 | 4 | D105 | 18 | D166 | 12 |
| 913-001 to 913-018 | 119 | D48 (Flare Connector) | 4 | D106 | 18 | D168 | 13 |
| 913-026 | 46 | D48 (Shut Off Cock) | 112 | D107 | 19 | D169 | 13 |
| 913-610 to 913-985 | 46 | D49 | 4 | D108 | 19 | D170 (Compression Elbow) | 13 |
| D022 | 146 | D56 | 5 | D109 | 19 | D170 (Shut Off Cock) | 112 |
| D10 | 108 | D57 | 5 | D110 (Pipe Bushing) | 19 | D171 (Compression Tee) | 13 |
| D10P | 41 | D58 | 5 | D110 (O-Ring) | 32 | D171 (Shut Off Cock) | 112 |
| D11 | 108 | D59 | 6 | D111 | 19 | D172 (Compression Tee) | 13 |
| D11P | 41 | D60 | 9 | D112 | 19 | D172 (Shut Off Cock) | 113 |
| D12 | 108 | D60P | 39 | D112R | 24 | D173 | 113 |
| D12P | 41 | D61 | 9 | D113 | 19 | D174 (Compression Elbow) | 13 |
| D13 | 107 | D61B | 39 | D113R | 24-25 | D174 (Shut Off Cock) | 113 |
| D14 (Valve) | 107 | D61P | 39 | D115 | 19-20 | D175 | 113 |
| D14 (Clamp) | 136 | D62 | 9 | D116 | 20 | D176 | 113 |
| D15 | 107 | D62P | 39 | D117 | 20 | D181 | 57 |
| D16 (Valve) | 107 | D62PC | 39 | D118 | 20 | D190 | 26 |
| D16 (Clamp) | 136 | D63 | 9 | D119 | 20 | D191 | 26 |
| D17 (Valve) | 107 | D64 | 9 | D120 | 20 | D192 | 26 |
| D17 (Clamp) | 136 | D64P | 39 | D121 (Pipe Plug) | 20 | D193 | 26 |
| D18 | 107 | D65 | 9 | D121 (Teflon Tape) | 144 | D194 | 26 |
| D19 | 136 | D66 | 10 | D122 | 20 | D195 | 26 |
| D20 | 136 | D66P | 39 | D123 | 28 | D196 | 26 |
| D21 | 136 | D67 | 10 | D124 | 20 | D197 | 26 |
| D23 | 108 | D68 | 10 | D125 | 28 | D198 | 26-27 |
| D25 | 108 | D68P | 39 | D125ST | 28 | D198P | 41 |
| D27 | 112 | D69 | 10 | D125SW | 28 | D199 | 27 |
| D28 | 112 | D69P | 40 | D126 | 28 | D199S | 27 |
| D29 | 112 | D70 | 11 | D127 | 28 | D200 | 27 |
| D30 | 112 | D70P | 40 | D128 | 28 | D201 | 27 |
| D31 | 112 | D71 | 11 | D129 | 29 | D202 | 27 |
| D32 | 2 | D71P | 40 | D130 | 29 | D203 | 27 |
| D33 | 2 | D72 | 11 | D131 (Inverted Flare Plug) | 7 | D204 | 27 |

Alpha-Numeric Index



| Part No. | Page | Part No. | Page | Part No. | Page | Part No. | Page |
|--------------------------|------|----------|------|----------|------|------------|------|
| D216B | 105 | D473 | 34 | D962 | 16 | D1537 | 56 |
| D217 | 105 | D477 | 34 | D964 | 16 | D1538 | 137 |
| D218 | 106 | D478 | 34 | D965 | 16 | D1541 | 56 |
| D219B | 106 | D479 | 34 | D966 | 16 | D1551 | 56 |
| D224 | 106 | D481 | 16 | D968 | 16 | D1552 | 137 |
| D260 | 14 | D485 | 123 | D969 | 16 | D1555 | 56 |
| D261 | 113 | D486 | 123 | D970 | 17 | D1556 | 56 |
| D261P | 39 | D487 | 124 | D971 | 17 | D1557 | 56 |
| D262 | 14 | D497 | 34 | D972 | 17 | D1560 | 56 |
| D264 | 14 | D498 | 34 | D974 | 17 | D1561 | 56 |
| D265 | 14 | D510 | 103 | D976 | 17 | D1563 | 8 |
| D266 | 14 | D521 | 103 | D977 | 17 | D1564 | 56 |
| D268 | 14 | D522 | 103 | D1074 | 55 | D1565 | 56 |
| D269 | 15 | D525 | 102 | D1266 | 20 | D1566 | 56 |
| D270 | 15 | D526 | 102 | D1268 | 20 | D1567 | 56 |
| D271 | 15 | D529 | 102 | D1411 | 56 | D1568 | 56 |
| D272 | 15 | D538 | 133 | D1441 | 55 | D1570 | 56 |
| D274 | 15 | D539 | 102 | D1442 | 55 | D1571 | 56 |
| D276 | 15 | D539F | 102 | D1443 | 55 | D1572 | 56 |
| D277 | 15 | D544 | 102 | D1460 | 49 | D1581 | 56 |
| D278 | 15 | D545 | 102 | D1461 | 49 | D1582 | 56 |
| D294P | 41 | D555 | 102 | D1462 | 49 | D1598 | 56 |
| D310 | 143 | D593 | 103 | D1464 | 49 | D1985 | 31 |
| D312 | 143 | D596 | 103 | D1465 | 49 | D1986 | 31 |
| D320 | 107 | D550 | 8 | D1466 | 49 | D2000 | 31 |
| D320X | 107 | D600 | 8 | D1468 | 49 | D2001 | 31 |
| D321 | 107 | D652 | 8 | D1469 | 50 | D2002 | 31 |
| D359 | 123 | D702 | 8 | D1470 | 50 | D2003 | 31 |
| D360 | 123 | D703 | 8 | D1471 | 50 | D2004 | 31 |
| D360JG | 96 | D750 | 42 | D1472 | 50 | D2005 | 31 |
| D361 (Push On Fitting) | 34 | D751 | 42 | D1474 | 50 | D2008 | 31 |
| D361 (Low Pressure Hose) | 126 | D752 | 42 | D1477 | 50 | D2010 | 31 |
| D362 | 34 | D753 | 42 | D1481 | 50 | D2011 | 31 |
| D363 | 34 | D806 | 114 | D1484 | 50 | D2014 | 31 |
| D364 | 34 | D807 | 114 | D1485 | 50 | D2016 | 31 |
| D364/5 | 35 | D808 | 114 | D1486 | 50 | D2018 | 32 |
| D365 | 35 | D809 | 114 | D1490 | 51 | D2019 | 32 |
| D366 | 35 | D810 | 114 | D1491 | 51 | D2030 | 32 |
| D367 | 35 | D811 | 114 | D1492 | 51 | D21XX | 130 |
| D368 | 35 | D812 | 114 | D1493 | 51 | D2200 | 29 |
| D369 | 35 | D813 | 114 | D1494 | 51 | D2201 | 32 |
| D371 | 35 | D814 | 114 | D1494N | 51 | D2202 | 32 |
| D379 | 35 | D815 | 114 | D1494S | 51 | D2203 | 32 |
| D406 | 143 | D816 | 114 | D1495 | 52 | D22XX | 129 |
| D408 | 143 | D817 | 114 | D1495B | 52 | D23XX | 129 |
| D452 | 8 | D818 | 115 | D1496 | 52 | D24XX | 129 |
| D462 | 33 | D819 | 115 | D1497 | 52 | D24XX-4QCS | 133 |
| D463 | 33 | D820 | 115 | D1498 | 52 | D25XX | 129 |
| D464 | 33 | D821 | 115 | D1500 | 51 | D26XX | 129 |
| D465 | 33 | D860 | 58 | D1501 | 51 | D27XX | 129 |
| D466 | 33 | D861 | 58 | D1502 | 51 | D28XX | 129 |
| D468 | 33 | D862 | 58 | D1512 | 8 | D29XX | 129 |
| D469 | 33 | D868 | 58 | D1514 | 8 | D30XX | 129 |
| D470 | 33 | D869 | 58 | D1518 | 8 | D3008 | 100 |
| D471 | 33 | D901H | 32 | D1521 | 8 | D3009 | 100 |
| D472 | 33 | D960 | 16 | D1522 | 8 | D3014 | 100 |

Alpha-Numeric Index



| Part No. | Page | Part No. | Page | Part No. | Page | Part No. | Page |
|----------|---------|----------|------|----------|------|-----------|------|
| D3102 | 100 | D5069 | 89 | D6069F | 95 | D7828 | 55 |
| D3103 | 100 | D5070 | 89 | D6071 | 95 | D7829 | 55 |
| D3104 | 100 | D5071 | 90 | D6072 | 95 | D7897 | 55 |
| D3106 | 100 | D5072 | 90 | D6077 | 95 | D7898 | 55 |
| D3108 | 100-101 | D5077 | 90 | D6110 | 95 | D7899 | 55 |
| D3109 | 101 | D5081 | 90 | D6111 | 95 | D7900 | 55 |
| D3116 | 101 | D50XX | 130 | D6112 | 95 | D7901 | 55 |
| D3126 | 101 | D5161 | 88 | D6114 | 95 | D7902 | 55 |
| D3129 | 101 | D5162 | 88 | D6115 | 96 | D7904 | 55 |
| D3140 | 101 | D5164 | 88 | D6138 | 96 | D7905 | 55 |
| D3148 | 101 | D5165 | 88 | D6481 | 96 | D7906 | 55 |
| D3166 | 101 | D5166 | 89 | D64XX | 129 | D7908 | 55 |
| D3168 | 101 | D5168 | 89 | D66XX | 129 | D7909 | 55 |
| D3175 | 101 | D5169 | 89 | D67XX | 129 | D7910 | 55 |
| D31XX | 130 | D5170 | 89 | D7054DT | 53 | D7911 | 55 |
| D32XX | 130 | D5171 | 90 | D7054DTS | 53 | D7912 | 55 |
| D33XX | 130 | D5172 | 90 | D7058 | 37 | D7913 | 55 |
| D34XX | 129 | D5177 | 90 | D7062 | 37 | D7914 | 55 |
| D3502 | 91 | D51XX | 129 | D7062DT | 53 | D7915 | 55 |
| D3503 | 91 | D5261 | 88 | D7064 | 37 | D7916 | 55 |
| D3504 | 91 | D5262 | 88 | D7064DT | 53 | D7917 | 55 |
| D3506 | 91 | D5264 | 88 | D7065 | 37 | D7918 | 55 |
| D3508 | 91 | D5265 | 88 | D7065DT | 53 | D7933 | 55 |
| D3509 | 91 | D5266 | 89 | D7066 | 37 | D7935 | 55 |
| D3514 | 91 | D5268 | 89 | D7066DT | 53 | D7936 | 55 |
| D3516 | 91 | D5269 | 89 | D7068 | 37 | D7937 | 55 |
| D3526 | 91 | D5270 | 89 | D7068DT | 53 | D81XX | 129 |
| D3529 | 91 | D5271 | 90 | D7069 | 37 | D82XX | 130 |
| D3536 | 91 | D5272 | 90 | D7069DT | 53 | D84XX | 130 |
| D3575 | 91 | D5277 | 90 | D7069DTS | 54 | D85XX | 130 |
| D3576 | 91 | D54936 | 133 | D7069S | 37 | D86XX | 130 |
| D3608 | 91 | D6002 | 93 | D7070 | 37 | D87XX | 130 |
| D35XX | 129 | D6004 | 93 | D7070DT | 54 | D88XX | 131 |
| D36XX | 129 | D6005 | 93 | D7071 | 38 | D8815 | 32 |
| D36XX | 130 | D6006 | 93 | D7071DT | 54 | D8815HW | 32 |
| D37XX | 130 | D6007 | 93 | D7071DTS | 54 | D89XX | 131 |
| D38XX | 129 | D6008 | 93 | D7071S | 38 | D700069NW | 42 |
| D39XX | 130 | D6015 | 93 | D7072 | 38 | D90XX | 131 |
| D40XX | 130 | D6016 | 93 | D7072DT | 54 | D91144 | 133 |
| D4141 | 133 | D6017 | 93 | D7072DTS | 54 | D91XX | 131 |
| D4142 | 133 | D6019 | 93 | D7072S | 38 | DAB60 | 47 |
| D41XX | 129 | D6020 | 93 | D7076 | 38 | DAB61 | 47 |
| D42XX | 129 | D6022 | 93 | D7077 | 38 | DAB62 | 47 |
| D43XX | 130 | D6023 | 93 | D7077DT | 54 | DAB64 | 47 |
| D44XX | 129 | D6024 | 93 | D7078 | 38 | DAB65 | 47 |
| D45XX | 130 | D6025 | 94 | D7078DT | 54 | DAB66 | 47 |
| D46XX | 129 | D6026 | 94 | D7086 | 38 | DAB68 | 48 |
| D47XX | 129 | D6027 | 94 | D7092 | 38 | DAB69 | 48 |
| D48XX | 129 | D6029 | 94 | D7097 | 38 | DAB70 | 48 |
| D49XX | 130 | D6047 | 94 | D7727 | 55 | DAB71 | 48 |
| D5061 | 88 | D6048 | 94 | D7732 | 55 | DAB72 | 48 |
| D5062 | 88 | D6062 | 94 | D7771 | 55 | DAB74 | 48 |
| D5064 | 88 | D6064 | 94 | D7781 | 55 | DAB77 | 48 |
| D5065 | 88 | D6065 | 94 | D77XX | 133 | DABR | 127 |
| D5066 | 88 | D6068 | 95 | D7817 | 55 | DAG411ER | 144 |
| D5068 | 89 | D6069 | 95 | D7818 | 55 | DAG166 | 144 |

Alpha-Numeric Index



| Part No. | Page | Part No. | Page | Part No. | Page | Part No. | Page |
|-------------------------|-------|-----------|---------|------------------------|---------|----------|------|
| DALT | 118 | DHBM104 | 65 | DF50 | 4 | DS345 | 70 |
| DAT | 128 | DHBM105 | 65 | DF51 | 4 | DS346 | 70 |
| DB94M | 41 | DHBM108 | 66 | DF52 | 5 | DS347 | 70 |
| DB94P | 41 | DHBM112 | 59 | DF53 | 5 | DS348 | 70 |
| DB98P | 41 | DHBM113 | 59-61 | DF54 | 5 | DS349 | 71 |
| DB182 | 57 | DHBM116 | 67 | DF55 | 5 | DS349EL | 71 |
| DB188 | 57 | DHBM119 | 68 | DF100 | 18 | DS349L | 71 |
| DB189 | 57 | DHBM124 | 68 | DF101 | 18 | DS350 | 71 |
| DB1492 | 51 | DXBM100 | 62 | DF102 | 18 | DS351 | 71 |
| DB2002 | 31 | DXBM101 | 63 | DF106 | 19 | DS352 | 71 |
| DBBV | 144 | DXBM102 | 64 | DF107 | 19 | DS354 | 72 |
| DBEM | 144 | DXBM103 | 64 | DFAL | 43 | DS355 | 72 |
| DBHN5077 | 90 | DXBM104 | 65 | DFB110 | 19 | DS356 | 72 |
| DBL | 119 | DXBM105 | 65 | DFBL | 43 | DS358 | 72 |
| DBLA | 119 | DXBM108 | 66 | DFBS | 44 | DS359 | 69 |
| DBLT (Brake Line Coils) | 118 | DXBM109 | 66 | DFC | 145-146 | DS512 | 122 |
| DBM100 | 62 | DXBM110 | 66-67 | DFT | 142 | DS530 | 122 |
| DBM101 | 63-64 | DXBM116 | 67 | DFT-250W | 134 | DS560 | 122 |
| DBM102 | 64 | DXBM119 | 68 | DGCT | 118 | DS572 | 122 |
| DBM103 | 64 | DBV31 | 105-106 | DGHA | 103 | DS1000 | 77 |
| DBM104 | 65 | DBCC31 | 105 | DGHN (Nylon Nut) | 103 | DS1001 | 77 |
| DBM105 | 65 | DBV2103 | 106 | DGHN (Water Nozzle) | 144 | DS1002 | 77 |
| DBM108 | 66 | DBV5042 | 106 | DGHNE | 144 | DS1003 | 77 |
| DBM109 | 66 | DBV5046 | 106 | DGHW | 103 | DS1004 | 77 |
| DBM110 | 66-67 | DBV5048 | 106 | DHAB (Hose Assemblies) | 127 | DS1005 | 77 |
| DBM111 | 67 | DBVCS2103 | 105 | DHAB (Hose) | 126 | DS1006 | 77 |
| DBM112 | 59 | DBVCS2203 | 105 | DHAND WHEEL | 32 | DS1007 | 78 |
| DBM113 | 59-61 | DBVSS2003 | 105 | DHC2 | 140 | DS1009 | 78 |
| DBM116 | 67 | DBVSS2203 | 105 | DHC3 | 140 | DS1010 | 78 |
| DBM119 | 68 | DC61 | 9 | DHC5 | 138 | DS1015 | 78 |
| DBM124 | 68 | DC100 | 21 | DHC6 | 138 | DS1018 | 78 |
| DBMFF | 68 | DC101 | 21 | DHC8 | 137 | DS1020 | 78 |
| DBMG100 | 62 | DC102 | 22 | DHC9 | 137 | DS1021 | 78 |
| DBMG101 | 63-64 | DC103 | 22 | DHC19 | 139 | DS1022 | 78 |
| DBMG102 | 64 | DC104 | 22 | DHC20 | 139 | DS1024 | 79 |
| DBMG103 | 64 | DC105 | 22 | DHDWH | 128 | DS1099 | 79 |
| DBMG104 | 65 | DC108 | 22 | DHR5 | 126 | DS1100 | 80 |
| DBMG105 | 65 | DC109 | 22 | DJFT | 124 | DS1101 | 80 |
| DBMG108 | 66 | DC109S | 22 | DKTC12 | 139 | DS1103 | 80 |
| DBMG109 | 66 | DC110 | 22-23 | DM101 | 18 | DS1105 | 81 |
| DBMG110 | 66-67 | DC111 | 23 | DMHC5 | 138 | DS1106 | 81 |
| DBMG111 | 67 | DC116 | 23 | DMHC6 | 138 | DS1111 | 81 |
| DBMG112 | 59 | DC118 | 23 | DMPC | 141 | DS1115 | 81 |
| DBMG113 | 59-61 | DC119 | 23 | DNT | 125 | DS1120 | 81 |
| DBMG116 | 67 | DC120 | 23 | DP802 to DP917 | 145 | DS1124 | 81 |
| DBMG119 | 68 | DC124 | 23 | DPC | 39 | DS1125 | 83 |
| DBMG124 | 68 | DCCT | 118 | DPTC | 141 | DS1139 | 83 |
| DBMS | 65 | DCT | 118 | DPVC | 124 | DS1140 | 83 |
| DBMSH | 65 | DCT1477 | 50 | DS141 | 7 | DS26XX | 131 |
| DCAR27XX | 132 | DDFT | 142 | DS336 | 69 | DS27XX | 131 |
| DCAR48XX | 132 | DF36 | 6 | DS337 | 70 | DS28XX | 131 |
| DCAR67XX | 132 | DF37 | 6 | DS340 | 69 | DS35XX | 131 |
| DCCTP | 118 | DF38 | 6 | DS341 | 69 | DS48XX | 131 |
| DHBM100 | 62 | DF44 | 3 | DS342 | 69 | DS51XX | 131 |
| DHBM101 | 63-64 | DF45 | 3 | DS342LH | 69 | DS52XX | 131 |
| DHBM103 | 64 | DF49 | 4 | DS344 | 70 | DS53XX | 131 |

Alpha-Numeric Index



| Part No. | Page | Part No. | Page | Part No. | Page | Part No. | Page |
|----------|------|----------|------|-----------------------|------|----------|------|
| DS54XX | 131 | DSO1115 | 82 | DV403 | 109 | PC1178 | 56 |
| DS55XX | 131 | DSO1120 | 82 | DV404 | 109 | PC1179 | 56 |
| DS56XX | 131 | DSO1124 | 82 | DV405 | 109 | PC1180 | 56 |
| DS57XX | 131 | DSO1125 | 84 | DV406 | 109 | PC1181 | 56 |
| DS58XX | 131 | DSO1139 | 84 | DV1408 | 109 | PC1190 | 55 |
| DS59XX | 131 | DSO1140 | 84 | DV1410 | 109 | PC1191 | 55 |
| DS60XX | 131 | DSR525 | 84 | DVHC | 117 | PC1192 | 55 |
| DS61XX | 131 | DSR527 | 84 | DVHN | 117 | PC1193 | 55 |
| DS62XX | 131 | DSR528 | 84 | DWH (Dishwasher Hose) | 126 | PMA | 120 |
| DS64XX | 131 | DSR537 | 84 | DWH | | PMB | 120 |
| DS65XX | 131 | DSR538 | 85 | (Water Hose Assembly) | 128 | PMC | 120 |
| DS67XX | 131 | DSR539 | 85 | DX12 | 107 | PS | 120 |
| DS68XX | 131 | DSR540 | 85 | F220330 | 135 | VT2 | 134 |
| DS70XX | 131 | DSR541 | 85 | F220351 | 135 | VT3 | 134 |
| DS71XX | 131 | DSS485 | 128 | F220353 | 135 | | |
| DS72XX | 131 | DSS6003 | 97 | F273117 | 135 | | |
| DS73XX | 131 | DSS6004 | 97 | F273606 | 135 | | |
| DS74XX | 131 | DSS6027 | 97 | F273699 | 135 | | |
| DS75XX | 131 | DSS6040 | 97 | HS35 | 135 | | |
| DS79XX | 131 | DSS6042 | 97 | HS125 | 135 | | |
| DS80XX | 131 | DSS6045 | 97 | HS170 | 135 | | |
| DSBH331 | 72 | DSTR67XX | 132 | HS200 | 135 | | |
| DSBH342 | 72 | DSTR68XX | 132 | J500 to J542 | 145 | | |
| DSBH345 | 72 | DSTR69XX | 132 | MA300 | 56 | | |
| DSBH346 | 72 | DSTR51XX | 132 | MA308 to MA360 | | | |
| DSBH351 | 73 | DSTR52XX | 132 | (Brake Lines) | 119 | | |
| DSBH354 | 73 | DSTR53XX | 132 | MA317 | 56 | | |
| DSBH355 | 73 | DSTR54XX | 132 | MA327 | 56 | | |
| DSFL | 55 | DSTR55XX | 132 | MA343 | 56 | | |
| DSFL660 | 76 | DSTR59XX | 132 | MB308 to MB360 | | | |
| DSFL661 | 76 | DSTR60XX | 132 | (Brake Lines) | 119 | | |
| DSFS1015 | 82 | DSTR61XX | 132 | MB311 | 56 | | |
| DSFS1018 | 82 | DSTR62XX | 132 | MB535 | 133 | | |
| DSFS1019 | 82 | DSTR70XX | 132 | MB536 | 133 | | |
| DSFS1020 | 83 | DSTR73XX | 132 | MB537 | 133 | | |
| DSFS1021 | 83 | DSTR74XX | 132 | MB538 | 133 | | |
| DSFS1022 | 83 | DSTR75XX | 132 | MC300 | 56 | | |
| DSFS1024 | 83 | DSTR76XX | 132 | MC308 to MC360 | | | |
| DSFS1107 | 83 | DSTR78XX | 132 | (Brake Lines) | 119 | | |
| DSFS1115 | 83 | DSW345 | 74 | MC313 | 56 | | |
| DSL141 | 7 | DSW349 | 74 | MC314 | 56 | | |
| DSLJ141 | 7 | DSW351 | 74 | MC341 | 56 | | |
| DSO345 | 73 | DSW354 | 74 | MC342 | 56 | | |
| DSO348 | 73 | DSW1022 | 75 | MC343 | 56 | | |
| DSO348L | 73 | DSW1023 | 75 | MC612 | 56 | | |
| DSO349 | 74 | DSW1099 | 75 | MC613 | 56 | | |
| DSO349L | 73 | DT41 | 110 | MC614 | 56 | | |
| DSO351 | 74 | DT68 | 10 | MH | 135 | | |
| DSO354 | 74 | DTB | 143 | MM308 to MM360 | | | |
| DSO1015 | 79 | DTC | 141 | (Brake Lines) | 119 | | |
| DSO1018 | 79 | DTCW | 141 | MT308 to MM360 | | | |
| DSO1021 | 79 | DTK21EF | 134 | (Brake Lines) | 119 | | |
| DSO1022 | 79 | DTR | 136 | P913-001 to P913-018 | 120 | | |
| DSO1023 | 80 | DUS4 | 5 | PC | 120 | | |
| DSO1031 | 80 | DV401 | 109 | PC1176 | 56 | | |
| DSO1099 | 80 | DV402 | 109 | PC1177 | 56 | | |

Decimal & Millimeter Equivalents of Fractions



| FRACTION | INCHES | M/M |
|-----------------|--------|--------|
| $\frac{1}{64}$ | .01563 | .397 |
| $\frac{1}{32}$ | .03125 | .794 |
| $\frac{1}{16}$ | .06250 | 1.588 |
| $\frac{1}{8}$ | .12500 | 3.175 |
| $\frac{3}{16}$ | .18750 | 4.763 |
| $\frac{1}{4}$ | .25000 | 6.350 |
| $\frac{5}{16}$ | .31250 | 7.938 |
| $\frac{3}{8}$ | .37500 | 9.525 |
| $\frac{7}{16}$ | .43750 | 11.113 |
| $\frac{1}{2}$ | .50000 | 12.700 |
| $\frac{1}{64}$ | .01563 | .397 |
| $\frac{1}{32}$ | .03125 | .794 |
| $\frac{3}{64}$ | .04688 | 1.191 |
| $\frac{5}{64}$ | .07813 | 1.984 |
| $\frac{3}{32}$ | .09375 | 2.381 |
| $\frac{7}{64}$ | .10938 | 2.778 |
| $\frac{9}{64}$ | .14063 | 3.572 |
| $\frac{5}{32}$ | .15625 | 3.969 |
| $\frac{11}{64}$ | .17188 | 4.366 |
| $\frac{13}{64}$ | .20313 | 5.159 |
| $\frac{7}{32}$ | .21875 | 5.556 |
| $\frac{15}{64}$ | .23438 | 5.953 |
| $\frac{17}{64}$ | .26563 | 6.747 |
| $\frac{9}{32}$ | .28125 | 7.144 |
| $\frac{19}{64}$ | .29688 | 7.541 |
| $\frac{21}{64}$ | .32813 | 8.334 |
| $\frac{11}{32}$ | .34375 | 8.731 |
| $\frac{23}{64}$ | .35938 | 9.128 |
| $\frac{25}{64}$ | .39063 | 9.922 |
| $\frac{13}{32}$ | .40625 | 10.319 |
| $\frac{27}{64}$ | .42188 | 10.716 |
| $\frac{29}{64}$ | .45313 | 11.509 |
| $\frac{15}{32}$ | .46875 | 11.906 |
| $\frac{31}{64}$ | .48438 | 12.303 |

| FRACTION | INCHES | M/M |
|-----------------|---------|--------|
| $\frac{33}{64}$ | .51563 | 13.097 |
| $\frac{17}{32}$ | .53125 | 13.494 |
| $\frac{9}{16}$ | .56250 | 14.288 |
| $\frac{5}{8}$ | .62500 | 15.875 |
| $\frac{11}{16}$ | .68750 | 17.463 |
| $\frac{3}{4}$ | .75000 | 19.050 |
| $\frac{13}{16}$ | .81250 | 20.638 |
| $\frac{7}{8}$ | .87500 | 22.225 |
| $\frac{15}{16}$ | .93750 | 23.813 |
| 1 | 1.00000 | 25.400 |
| $\frac{33}{64}$ | .51563 | 13.097 |
| $\frac{35}{64}$ | .54688 | 13.891 |
| $\frac{37}{64}$ | .57813 | 14.684 |
| $\frac{19}{32}$ | .59375 | 15.081 |
| $\frac{39}{64}$ | .60938 | 15.478 |
| $\frac{41}{64}$ | .64063 | 16.272 |
| $\frac{21}{32}$ | .65625 | 16.669 |
| $\frac{43}{64}$ | .67188 | 17.066 |
| $\frac{45}{64}$ | .70313 | 17.859 |
| $\frac{23}{32}$ | .71875 | 18.256 |
| $\frac{47}{64}$ | .73438 | 18.653 |
| $\frac{25}{32}$ | .78125 | 19.844 |
| $\frac{51}{64}$ | .79688 | 20.241 |
| $\frac{53}{64}$ | .82813 | 21.034 |
| $\frac{27}{32}$ | .84375 | 21.431 |
| $\frac{55}{64}$ | .85938 | 21.828 |
| $\frac{57}{64}$ | .89063 | 22.622 |
| $\frac{29}{32}$ | .90625 | 23.019 |
| $\frac{59}{64}$ | .92188 | 23.416 |
| $\frac{61}{64}$ | .95313 | 24.209 |
| $\frac{31}{32}$ | .96875 | 24.606 |
| $\frac{63}{64}$ | .98438 | 25.003 |

OFFER OF SALE

All sales and all contracts or agreements made by us are contingent upon strikes, fires, accidents, or other causes beyond our control.

All quotations are made for immediate acceptance, and prices are subject to change without notice.

Orders for special goods are not subject to cancellation except by written permission and upon the agreement to reimburse us for work already performed.

On all orders for special goods, we reserve the right to ship ten per cent over or under the quantities specified.

No claims for shortage or overcharge will be allowed unless made within ten days after receipt of goods.

To avoid mistakes in ordering we ask that you kindly use our catalogue part numbers.

WARRANTY

Limitation Of Remedy: SELLER'S LIABILITY ARISING FROM OR IN ANY WAY CONNECTED WITH THE ITEMS SOLD OR THIS CONTRACT SHALL BE LIMITED EXCLUSIVELY TO REPAIR OR REPLACEMENT OF THE ITEMS SOLD, OR REFUND OF THE PURCHASE PRICE PAID BY THE BUYER, AT SELLER'S SOLE OPTION. IN NO EVENT SHALL SELLER BE LIABLE FOR ANY INCIDENTAL, CONSEQUENTIAL OR SPECIAL DAMAGES OF ANY KIND OR NATURE WHATSOEVER, INCLUDING BUT NOT LIMITED TO LOST PROFITS ARISING FROM OR IN ANY WAY CONNECTED WITH THIS AGREEMENT OR ITEMS SOLD HEREIN, WHETHER ALLEGED TO ARISE FROM BREACH OF CONTRACT, EXPRESS OR IMPLIED WARRANTY, OR IN TORT, INCLUDING WITHOUT LIMITATION, NEGLIGENCE, FAILURE TO WARN OR STRICT LIABILITY.



ISO 9001 : 2008 Certified

Head Office

Dominion Fittings
380 Ambassador Drive,
Mississauga, ON L5T 2J3
Telephone (905) 362-0509
Fax (905) 362-0516

Edmonton

11714 - 180th Street,
Edmonton, AB T5S 1N7
Telephone (780) 450-1346
Dominion only (780) 450-6017
Fax (780) 463-3597

Montreal

2591 Rue Debray,
Laval, QC H7S 2J4
Telephone (450) 688-4292
Fax (450) 688-4750

Vancouver

3179 Thunderbird Crescent,
Burnaby, BC V5A 3G1
Telephone (604) 421-3096
Fax (604) 421-3046

Winnipeg

1670A Inkster Avenue,
Winnipeg, MB R2X 2W8
Telephone (204) 694-3802
Fax (204) 694-3804

Moncton

159 Henri Dunant Street,
Moncton, NB E1E 1E4
Telephone (506) 857-8658
Fax (506) 857-9338

Dominion Fittings®