

# GlideScope AVL Single Use

## VIDEO LARYNGOSCOPE

When time is critical, make your go-to device the GlideScope® AVL.

Ideal for demanding OR, ED, and ICU settings, the AVL provides a consistently clear view of the airway, and enhanced maneuverability enabling fast intubations.

The AVL Single Use system gives you 6 sizes to cover a wide range of patients—from preterm to morbidly obese.

Add real-time recording and an onboard tutorial, and you'll see why GlideScope AVL is the one you go to for advanced video laryngoscopy.

### AVL=Advanced Airway Views

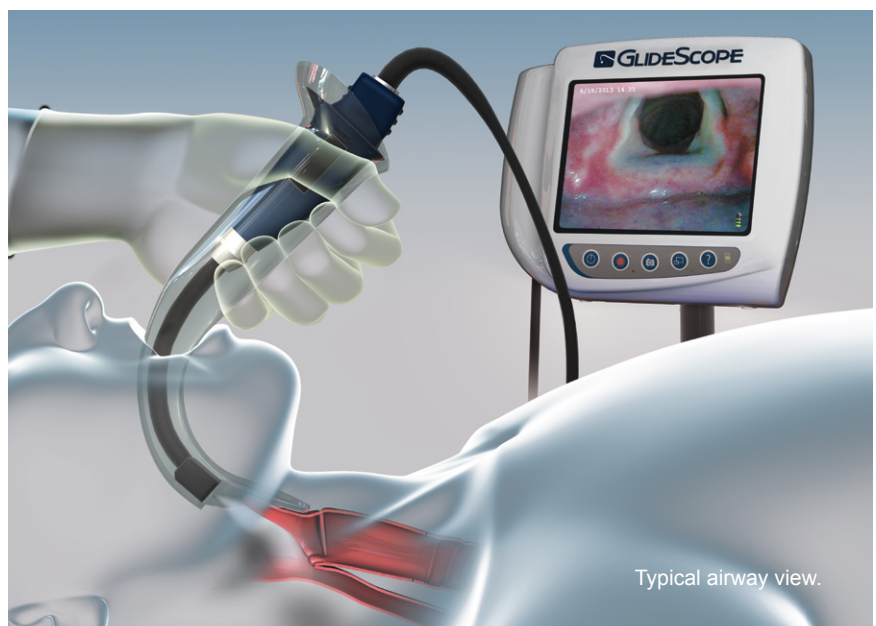
- ▶ Digital color monitor with DVD-quality resolution
- ▶ Reusable video baton with digital-resolution camera
- ▶ Innovative blade sizing, angulation, and camera positioning
- ▶ Reveal™ anti-fog feature, with a rapid heating profile to resist lens fogging

### AVL=Advanced User Features

- ▶ New real-time snapshot and video recording directly to a USB flash drive helps confirm tube placement and facilitate teaching
- ▶ Onboard *GlideScope 4-Step Technique* tutorial makes AVL easy to use, learn, and teach
- ▶ Ergonomic design and rugged construction for multiple clinical applications
- ▶ 6 sterile, single-use Stats available, designed for preterm to morbidly obese patients
- ▶ Also available in 4 reusable blade sizes: GVL® 2, 3, 4, and 5



## Advanced Video Laryngoscopy: Real-time recording. DVD clarity.



# GlideScope AVL Single Use

## VIDEO LARYNGOSCOPE






### Applications

- First-use intubations, replacing direct laryngoscopy
- Normal or restricted oropharyngeal views
- Cormack-Lehane Grades I–IV laryngeal views
- Trauma airways—excellent when dealing with blood and secretions in the airway
- Nasal tracheal intubation
- Video-guided tube exchange in the ICU

### System Components

- Digital, DVD-quality color monitor
- Reusable video baton with digital camera
- Single-use Stat, choice of 6 sizes (box of 10)
- GlideRite® Rigid Stylet
- Protective video baton cradle
- Choice of mobile stand or IV pole mount
- In-service CD including User's Manual and Quick Reference Cards
- Instructional In-service video

## GlideScope® Products and Systems: Designed for 1<sup>st</sup> Pass Success

SINGLE-USE SYSTEM				
VIDEO BATON 1-2	GVL 0	GVL 1	GVL 2	GVL 2.5
For GVL 0 - 2.5 Stats	< 1.5 kg	1.5 - 3.6 kg	1.8 - 10 kg	10 kg - 28 kg
 <p>Length of flexible baton: 66 mm Height at camera: 6 mm Width at camera: 7 mm Video cable length: 2041 mm Weight: 180 g</p>	 <p>Length (blade tip to handle): 36 mm Height at camera: 9 mm Width at camera: 9 mm Max blade width in front of camera: 9 mm</p>	 <p>Length (blade tip to handle): 44 mm Height at camera: 9 mm Width at camera: 10 mm Max blade width in front of camera: 13 mm</p>	 <p>Length (blade tip to handle): 56 mm Height at camera: 9 mm Width at camera: 11 mm Max blade width in front of camera: 16 mm</p>	 <p>Length (blade tip to handle): 63 mm Height at camera: 9 mm Width at camera: 13 mm Max blade width in front of camera: 20 mm</p>

VIDEO BATON 3-4	GVL 3	GVL 4	RIGID STYLET
For GVL 3 - 4 Stats	10 kg - Adult	40 kg - Morbidly Obese	GVL 3 - GVL 4
 <p>Length of flexible baton: 106 mm Height at camera: 11 mm Width at camera: 11 mm Video cable length: 1540 mm Weight: 156 g</p>	 <p>Length (blade tip to handle): 78 mm Height at camera: 14 mm Width at camera: 16 mm Max blade width in front of camera: 21 mm</p>	 <p>Length (blade tip to handle): 92 mm Height at camera: 14 mm Width at camera: 20 mm Max blade width in front of camera: 27 mm</p>	 <p><b>Recommended to facilitate successful intubations.</b></p> <p>The angle of the stylet complements the unique angle of GlideScope instruments. For use with 6.0 mm or larger endotracheal tubes.</p>

### OPTIONAL BLADE


#### GLIDESCOPE DIRECT



The GlideScope Direct intubation trainer is designed to facilitate instruction of classic direct laryngoscopy (DL).

### PRODUCT CONFIGURATION

#### MOBILE STAND



A stand-alone configuration for use in a variety of hospital settings.

Power source: battery and/or AC power.

**Also available in IV Pole Mount**

Note: System configurations vary.

GlideScope, the GlideScope symbol, GVL, GlideRite, Verathon, and the Verathon Torch symbol are trademarks of Verathon Inc. © 2010, 2012, 2013 Verathon Inc. GlideScope® video laryngoscope systems are CE marked in accordance with the Medical Device Directive, and the Verathon Inc. quality system is Quality System Certified to ISO 13485:2003 standards.

0900-4331-01-86



#### Corporate Headquarters

20001 North Creek Parkway / Bothell, WA 98011  
425.867.1348 / 800.331.2313 / 425.883.2896 Fax  
verathon.com