

# 3P Attenuation and Infiltration Filter XL

Item #1000645



The Garden XL rainwater filter with locking lid for direct installation in chambers before the rainwater tank or in the tank turret. The integrated filter basket is easily removed with a removal handle. This filter is most suitable for larger irrigation systems and for sites in which the rainwater has to be infiltrated. This filter is ideal where connection with a sewer is not possible or is not needed. It is also ideal where water is to be infiltrated to ground via soakaways.

Food grade high quality polyethylene construction.  
 Accepts high volume of water flow.  
 Easy maintenance, just empty the basket as needed.  
 Perfect for outdoor water use.

Housing material: Food Quality Polyethylene  
 For roof areas up to 4165 sqft.  
 Flow Rate: 3.06 - 10.67 gal per second.  
 All connections 4or 6 inch.

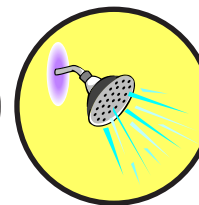
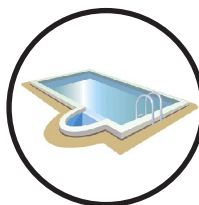
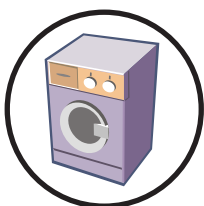


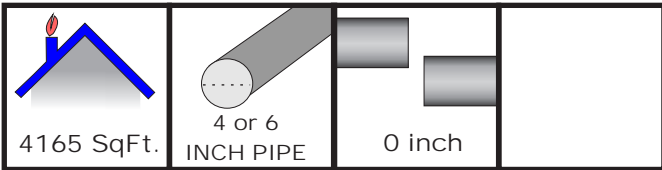
Height difference of 0 inches between rainwater inlet and wastewater outlet.

Material filter cartridge: Stainless Steel 1.4301

Mesh Size: .07 x 1.7 mm 650 Micron

Weight: 16.3 lbs.

Dimensions In Inches: H32.09 W30.90 D30.90



With Additional Filter