



2015-16 PRODUCT AND APPLICATION GUIDE



TRUCK, SUV, AND JEEP • POWERSPORTS • INDUSTRIAL AND COMMERCIAL



MOJAVE DESERT, California—
You wanna be king of the hill? Or King of the Hammers?
Bolt on the new top dog in winching—the ZEON
Platinum winch. And then hang on for a wild ride.

WELCOME TO THE WARN PROVING GROUNDS

Wherever you go, wherever you may get stuck, WARN is there to bring you back. From the towering peaks and frozen valleys of Alaska, to the broiling desert rock piles and sand pits of the Mojave, the WARN name stands out from the pack. Because the legend isn't just hype. It's been earned. Earned by field-testing and product refinements that never end.

Go ahead, turn the page. And go prepared to be impressed with a wide array of WARN products—from the cutting-edge WARN ZEON Platinum™ winch, to WARN's new LED lights—all built to get you back, wherever your off-road dreams take you.

TABLE OF CONTENTS

TRUCK & SUV

Winches

ZEON Platinum	5-9
PowerPlant	10-11
Endurance	13
9.5xp	14
9.5cti	17
9.0Rc	18
ZEON	20-24
M8274-50	26
XD9000	28
XD9000i	28
M8000	29
VR	31-35
16.5ti	36-37
M15000	39
M12000	40

Winch Accessories

Winch Accessory Kits	43
ZEON Accessories	44
Wireless Control	45
Electrical Connections	45
Rigging Straps	46
Snatch Blocks	46
Fairleads	47
Shackles	47
Tow Hooks	47
Spydura Synthetic Rope	48
Gloves	48
Steel Rope	49
Hook Strap	49
Winch Damper	49
Winch Covers	50-51

Mounting Systems/Bumpers

Gen II Trans4mer	53-55
Trans4mer	56
Hidden Kits	57
HD Bumper	58-59
Elite Bumper	60-61
Rock Crawler Bumper	62-65
Winch Mounting Plates	66-67
Body Armor	67
Bumpers for Toyota	68
Multi-Mount	69

Auxiliary Lights

WL-Series LEDs	71
W-Series HID and Hologen	72-73
SDB Dual Beam	74

4WD Hubs

Premium Hubs for	
Ford Super Duty	77
Premium Manual Hubs	78
Standard Manual Hubs	78

Applicaton Charts

Chevrolet, GMC	120-123
Dodge/Ram	123-125
Ford	125-127
Hummer	127
International Harvester	127
Isuzu	127
Jeep	128-129
Kia	129
Mazda	129
Nissan	130
Suzuki	130
Toyota	130-131

POWERSPORTS

Winches

ProVantage 4500	82
ProVantage 3500	84
ProVantage 2500	87
Vantage 4000	89
Vantage 3000	90
Vantage 2000	91
XT/RT Portable	92

Mounting Systems/Bumpers

ATV/Side X Side Bumpers	94
Winch Mounting Kits	94
Multi-Mount	94

Winch Accessories

Winch Accessory Kits	95
Rigging Straps	95
Snatch Blocks	95
Shackles	95
Fairleads	95
Winch Remote	95
Electrical Connections	95
Winch Covers	95

Auxiliary Lights

WL-Series LEDs	96
Trail Lights	96
Dual Battery Control Kit	96
Universal Light Bar	97
Light Mounting Systems	97

Body Armor

Skid Plates	99
-------------	----

Plow Systems

ProVantage Plow System 101-102, 105	
Standard Plow System	103
Plow Accessories	106-107

Applicaton Charts

Arctic Cat	133, 139
Can-Am/BRP	134, 139
Honda	134, 139
John Deere	135
Kawasaki	135, 139
Kubota	135
Kymco	135
Polaris	136-137, 140
Suzuki	138, 141
Yamaha	138, 141

COMMERCIAL/UTILITY

PullzAll/Winches

Corded & Cordless PullzAll	109
4700 DC	110
4000 DC	110
2000 DC	111
3000 ACI	111
Drill Winch	112
1000 AC	113
1500 AC	113

Accessories

PullzAll Rigging Kit	114
PullzAll Rescue Kit	114
PullzAll Sling	114
PullzAll Battery	114
Winch Accessory Kit	115
Fairleads	115
Winch Remote	115
Mounting Plates	115
Electrical Connections	115
Winch Covers	115

INDUSTRIAL

Hydraulic Winches

Series XL	117
Series 18	117
Series 15	117
Series 12	117
Series 9	117
Series 6	117
WG9	117

DC Electric Winches

Series 18 DC	117
Series 15 DC	117
Series 12 DC	117
Series 9DC	117

Severe Duty Winches

Olympus 25	118
Severe Duty 18	118
Severe Duty 12 Deep Fording	118



WARN TRUCK, JEEP & SUV: THIS YEAR, THE LEGEND RIDES UP FRONT

Another year, another leap forward in WARN Truck and SUV product technology and performance. Our latest lineup is led by winching's new gold standard—the ZEON Platinum. We're also lighting up the trails with our new WL-Series LED Spotlights and Light Bars. And you'll even find a new twist on classic WARN Hubs: aggressively-styled black or chrome Premium Hubs for late-model Ford Super Duty trucks. All deliver the performance you want and the durability you need from name you trust—WARN.



GLACIAL RIVER CROSSING, Alaska—
That ain't just any water. It's frigid flow off the Knik Glacier. Cold. Tough.
Unforgiving. And bear country. WARN country.



WINCHES Pages 5-40



**WINCH
ACCESSORIES** Pages 43-51



**MOUNTING SYSTEMS
AND BUMPERS** Pages 53-69



BODY ARMOR Page 67



4WD HUBS Pages 77-78



LIGHTS Pages 71-74



WARN TRUCK/SUV WINCHES: PERFORMANCE WITHOUT COMPROMISE

When you've been the global winch leader as long as WARN has, it's easy to rest on your laurels. But we refuse to. The proof: WARN ZEON Platinum. It's the new leader of the winch pack that delivers on several fronts: technology, speed and durability. WARN rounds out winch lines with Premium Winches, Heavyweights like the popular 16.5ti winch, and the ruggedly-reliable WARN Entry-Level VR winches.

ULTIMATE PERFORMANCE SERIES

NEW WINCHES, NEW TECHNOLOGY, LEGENDARY DURABILITY

Lead by the new ZEON Platinum, the WARN Ultimate Performance Series is fueled by technological advancements that keep you advancing in the field. These winches occupy the top-of-the-winch-line, packed with features serious off-roaders demand: rugged construction, extreme sealing, and the highest performance ratings.



PREMIUM SERIES

CLASSIC DESIGN, PROVEN PERFORMANCE

Where do you find high performance that always gets the job done? In the WARN Premium Winch Series. From the ZEON® Winch, with its advanced design and rugged durability, to a wide array of tried and true winches you can count on when the chips are down. Tough. Dependable. Built to last.



ENTRY LEVEL SERIES

VR WINCHES REDEFINE VALUE

By wrapping WARN dependability with aggressive value pricing, the VR line makes it easy for anyone to get into winching. But trust us, it wouldn't bear the WARN name if it didn't meet our rigorous QC standards. Capacities from 8-12,000 pounds.



HEAVYWEIGHT SERIES

ALL THE MUSCLE YOU'LL EVER NEED

These big, bruising winches are meant to haul those heavier trucks out of the muck, or move load after load without breaking a sweat. Each features large-frame architecture that's built to withstand heavy stress over time.

INTRODUCING ZEON PLATINUM. THE TOUGHEST, MOST TECHNOLOGICALLY-ADVANCED WINCH ON THE TRAIL TODAY.

- DOUBLE THE DURABILITY.**
 The ultimate insurance policy on the trail or jobsite. ZEON Platinum has tested to be TWICE as durable as the previous generation of winches.
- 20% FASTER.**
 With a no-load line speed of up to 44 feet per minute, ZEON Platinum is the perfect tool for driver-assisted vehicle recovery.
- HIGH PERFORMANCE PACKAGE.**
 Features a new high-performance motor for efficient amp draw and fast line speed, a stronger gear train, and high-strength sleeve-in-drum brake design.
- IP68 WATERPROOF RATING.**
 Advanced seals are designed to keep water and dust out. ZEON Platinum is WARN's top dog when the going gets wet.

CONTACTOR AND ADVANCED CONTROLS
Ratchets up the reliability factor. Controls are potted and sealed for the ultimate in waterproof protection

EXTREME DURABILITY
4340 steel gears, durable structure and finish delivers maximum corrosion resistance—exceeding 400 hours of salt-spray testing

REMOTE CONTROLLED CLUTCH
Engage and disengage with the Advanced Wireless Remote. The Remote controls winch-in, winch-out, and freespool operations. No more engaging a manual clutch while knee deep in mud

NEW

HIGH PERFORMANCE PACKAGE
All-new high-speed motor, stronger gears, and heat-treated ring gear deliver best-in-class efficiency, and our highest durability rating

LARGE DIAMETER DRUM
Zinc/aluminum alloy winch drum is strong, light weight, reduces rope wear, and has an integrated rope anchor for easy rope installation

AUTOMATIC MECHANICAL CONE BRAKE
High-strength brake with steel sleeve-in-drum design is durable and holds the full rated load

CONVERTIBLE CONTROL PACK
Allows for low profile mounting options (required relocation kit sold separately)

ADVANCED REMOTE ELIMINATES MANUAL CLUTCH
The Advanced Wireless Remote is no ordinary controller. It puts total control in the palm of your hand. It controls the winch, the clutch and up to two accessories. This sophisticated, advanced remote controls operation of the remote clutch and the winch pulls, and much more.

- Now the clutch is in your hand, not on the winch
- Thermometrics—Instant feedback on winch motor temperature
- Battery condition—Monitor vehicle battery charge level
- Auxiliary controls—Control the winch and up to two accessories...tie in your lights, or other auxiliary gear
- Includes USB charging cable and car charger adapter

ULTIMATE PERFORMANCE WINCH SERIES



NEW

ZEON 12 PLATINUM WINCH

HIGH TECHNOLOGY, ULTIMATE PERFORMANCE WINCH WITH 12,000 LB. (5440 KG) PULLING CAPACITY

Winching's gold standard has just been raised: introducing ZEON Platinum™. Featuring the Advanced Wireless Remote—the new command central control. With remote clutch, vehicle battery feedback, and even auxiliary controls for lights and more. Combine this with a new high-performance package and extreme waterproofing and you have the toughest, most technologically-advanced winch on the trail today.

- All-new high-speed motor, stronger gears, and heat-treated ring gear deliver 20% faster line speed, best-in-class efficiency, and our highest durability rating
- The new Advanced Wireless Remote gives you total control in the palm of your hand, allowing you to control the winch and up to two accessories. This sophisticated, advanced remote provides operator feedback on vehicle battery charge and winch motor temperature, controls operation of the winch clutch, and more. Includes USB charging cable and car charger adapter
- Remote Controlled Clutch is engaged and disengaged with the Advanced Wireless Remote. The remote controls winch-in, winch-out, and freespool operations
- Large diameter alloy winch drum with steel sleeve is strong, light weight, reduces rope wear, and has an integrated rope anchor for easy rope installation
- Extreme waterproofing meets rigorous IP68 standards
- Includes 80' of 3/8" aircraft-grade wire rope and a roller fairlead

PN 92820

Optional accessories:

- Control pack relocation kit (short) **PN 89970**
- Control pack relocation kit (long) **PN 92193**
- Light harness wiring kit (short) **PN 93373**
- Light harness wiring kit (long) **PN 93375**
- Advanced Wireless Control Window Mount **PN 94437**

SPECIFICATIONS

Part numbers: 92820

Rated line pull: 12,000 lbs. (5443 kg) single-line

Motor: 12V DC, series wound

Electrical controls: Contactor

Remote Control: Advanced Wireless

Geartrain: 3-stage planetary

Gear ratio: 216:1

Clutch (freespooling): Rotating ring gear

Brake: Automatic mechanical cone

Drum diameter/Length: 3.15"/9.0" (80mm/229mm)

Rope: 3/8" x 80' (9.52mm x 24.38m) steel

Fairlead: Roller

Recommended Battery: 650 CCA minimum for winching

Battery leads: 2 gauge, 72" (1.83m)

Finish: Satin-black powder coat

Warranty: Limited lifetime

12V DC performance specs (first layer)

Line Pull Lbs. (Kg)	Line Speed Ft./min. (M/min.)	Motor Current
0	32.9 (10.02)	57 amps
2000 (910)	15.1 (4.6)	132 amps
4000 (1810)	9.9 (3.01)	200 amps
6000 (2720)	8.9 (2.71)	261 amps
8000 (3630)	7.8 (2.37)	321 amps
10000 (4536)	5.4 (1.64)	381 amps
12000 (5440)	4.5 (1.37)	446 amps

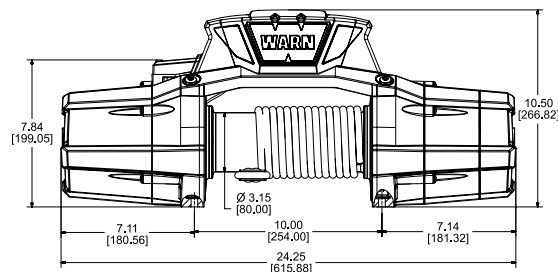
Winch dimensions:

Integrated configuration: 24.25" L x 7.15" D x 10.50" H (615.9mm L x 181.6mm D x 266.8mm H)

Low-profile configuration: 24.25" L x 7.15" D x 7.84" H (615.9mm L x 181.6mm D x 199.02mm H)

Mounting bolt pattern:

10.0" x 4.5" (254mm x 114.3mm)



OPTIONAL ACCESSORIES FOR THE ZEON PLATINUM WINCH



NEW

ADVANCED WIRELESS CONTROL WINDOW MOUNT

Mount the ZEON Platinum wireless remote to your windshield, or other smooth, flat, non-porous surface.

PN 94437



NEW

CONTROL PACK RELOCATION KIT

Hardware and wiring required to mount the ZEON Platinum control box remotely from winch.

PN 89970 (Short kit)

PN 92193 (Long Kit)

Additional wiring (optional)

- Light harness kit (short) **PN 93373**
- Light harness kit (Long) **PN 93375**

RESCUING 'YOTA... SAND DUNES, Oregon—
There is sand in this world that will worm its way into
anything on wheels, given the chance. That's why we
seated the ZEON Platinum so well. And use Spydura
synthetic rope to keep things light.



NEW

ZEON 10-S AND 10 PLATINUM WINCH

NEWEST ULTIMATE PERFORMANCE WINCH EQUIPPED WITH 10,000 LB. (4536 KG.) PULLING CAPACITY.

Getting unstuck just went high tech. The WARN ZEON 10 and 10-S Platinum™ are the most technically advanced winches ever conceived by our engineers, or any others. These winches eliminate manual clutches. The Advanced Wireless Remote controls not only the winch, but also the clutch and other accessories. Durability has doubled, giving you the ultimate insurance policy on the trail or jobsite. Plus, ZEON Platinum features a new high-performance motor for efficient amp draw and fast line speed, a stronger gear train, and high-strength sleeve-in-drum brake design. With a no-load line speed of up to 44 feet per minute, ZEON Platinum is the perfect tool for driver-assisted vehicle recovery.

- ZEON Platinum 10-S includes 100' of 3/8" WARN Spydura® synthetic rope, a temperature-resistant sleeve on the first layer, a ballistic nylon sliding sleeve for abrasion resistance, and a polished aluminum hawse fairlead
- ZEON Platinum 10 includes 80' of 3/8" aircraft-grade wire rope and a roller fairlead
- The Advanced Wireless Remote allows you to control the winch and up to two accessories—connect your lights, compressor, or other accessory. Plus it provides operator feedback on winch and vehicle performance. Includes USB charging cable and car charger adapter
- Extreme waterproofing meets rigorous IP68 standards

- All-new high-speed motor, stronger gears, and heat-treated ring gear deliver 20% faster line speed, best-in-class efficiency and durability
- Large diameter aluminum winch drum is strong, light weight, reduces rope wear, and has an integrated rope anchor for easy rope installation

PN 92815 (ZEON Platinum 10-S), **PN 92810** (ZEON Platinum 10)

Optional accessories:

- Control pack relocation kit (short) **PN 89970**
- Control pack relocation kit (long) **PN 92193**
- Light harness wiring kit (short) **PN 93373**
- Light harness wiring kit (long) **PN 93375**
- Advanced Wireless Control Window Mount **PN 94437**

SPECIFICATIONS

Part numbers: 92815 (ZEON Platinum 10-S)
92810 (ZEON Platinum 10)

Rated line pull: 10,000 lbs.
(4536 kg) single-line

Motor: 12V DC, series wound

Electrical controls: Contactor

Remote Control: Advanced Wireless

Geartrain: 3-stage planetary

Gear ratio: 162:1

Clutch (freespooling): Rotating ring gear

Brake: Automatic mechanical cone

Drum diameter/Length: 3.15"/9.0"
(80mm/229mm)

Winch dimensions:

Integrated configuration: 24.25" L x 7.15" D x 10.50" H

(615.9mm L x 181.6mm D x 266.8mm H)

Low-profile configuration: 24.25" L x 7.15" D x 7.84" H

(615.9mm L x 181.6mm D x 199.02mm H)

Mounting bolt pattern: 10.0" x 4.5" (254mm x 114.3mm)

Rope: ZEON Platinum 10-S: 3/8" x 100'
(9.52mm x 30m) Spydura synthetic

ZEON Platinum 10: 3/8" x 80' (9.52mm x
24.38m) steel

Fairlead: ZEON Platinum 10-S: Hawse,
ZEON Platinum 10: Roller

Recommended Battery: 650 CCA
minimum for winching

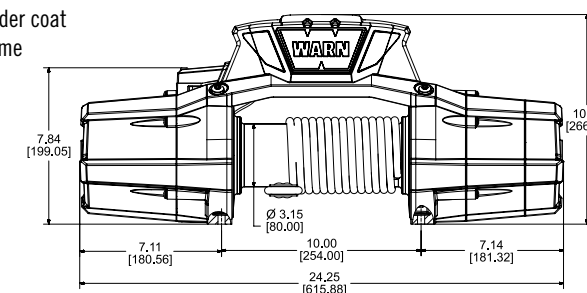
Battery leads: 2 gauge, 72" (1.83m)

Finish: Satin-black powder coat

Warranty: Limited lifetime

12V DC performance specs (first layer)

Line Pull Lbs. (Kg)	Line Speed Ft./min. (M/min.)	Motor Current
0	44 (13.41)	55 amps
2000 (910)	17.8 (5.42)	149 amps
4000 (1810)	12 (3.65)	233 amps
6000 (2720)	10.7 (3.26)	311 amps
8000 (3630)	7.5 (2.28)	387 amps
10000 (4536)	5.6 (1.7)	465 amps



ULTIMATE PERFORMANCE WINCH SERIES

NEW



PowerPlant includes new air accessories and a durable nylon carrying case



WARN POWERPLANT 9.5 AND 12

ON-BOARD AIR COMPRESSOR AND WINCH HOUSED IN THE SAME SPACE-SAVING UNIT

The new WARN PowerPlant 9.5 and PowerPlant 12 combine a powerful winch with a high-performance air compressor for the ultimate vehicle-mounted multi tool. The PowerPlant 9.5 has a pulling capacity of 9,500 lbs.; the PowerPlant 12 will pull 12,000 lbs. Both models are equipped with a powerful air compressor that can air up four 35" tires in eight minutes. With additions such as stainless steel fasteners, a new pressure switch, a revised contactor, and a new air hose, the PowerPlant is better than ever.

- Series-wound motor with thermal protection shutoff switch
- Three-stage planetary gear train for smooth, efficient operation
- Extreme duty winch sealing for superior water resistance
- Stainless steel fasteners for exceptional corrosion protection
- Wire rope with roller fairlead (125' of 5/16" for PowerPlant 9.5; 80' of 3/8" for PowerPlant 12)
- Mechanical brake for reliable operator control while winching
- Improved contactor control for great reliability and long duty cycles
- Pressure switch limits maximum/minimum air pressure in reservoir
- Intercooler/air reservoir reduces compressed air temperature. Half-gallon air reservoir helps even airflow
- High-output air compressor delivers 5 CFM @ 90 PSI; maximum air pressure is 100 PSI
- Air outlet/hose connection works with quick-connect couplers
- Hand-held control for operation of both winch and compressor. LED provides feedback on motor temperature
- Accessory kit includes new, more durable and flexible 20' (6.1m) air hose; quick-connect couplers; WARN-branded tire pressure gauge and dual air chuck; and sturdy carry bag
- New corrosion-resistant flat-black finish

WARN PowerPlant 9.5: **PN 91800**
 WARN PowerPlant 12: **PN 91801**

SPECIFICATIONS:

Part numbers: 91800 (PowerPlant 9.5)
 91801 (PowerPlant 12)

Rated line pull: PowerPlant 12 – 12,000 Lbs., (5440 kg)
 PowerPlant 9.5 – 9,500 Lbs., (4310 kg)

Motor: Series-wound 4.6 hp 12V, with thermal protection shutoff switch

Electrical controls: Contactor

Remote control: Remote switch with thermometric LED and 12' (3.7m) lead

Gear train: 3-stage planetary

Gear ratio: PowerPlant 12 - 216:1, PowerPlant 9.5 – 156:1

Clutch (freespooling): Sliding ring gear

Brake: Automatic mechanical cone brake

Wire rope:
 PowerPlant 12 – 80' of 3/8" (24m of 9.5mm diam.)
 PowerPlant 9.5 – 125' of 5/16" (38m of 8mm diam.)

Fairlead: Roller

Recommended battery: 650 CCA minimum

Battery leads: 2 gauge, 72" (1.83m)

Finish: Flat black powdercoat

Drum diameter/Length: 2.5"/9" (6.4cm/23cm)

Weight: PowerPlant 12 – 115 Lbs. (52 kg)
 PowerPlant 9.5 – 100 Lbs. (45 kg)

Compressor

Air Reservoir: 1/2 gallon with Integrated Air Intercooler

High Air Flow Rating: 12 CFM @ 0 psi, 5 CFM @ 90 psi

Max Air Pressure: 100 psi

Air Pressure Switch: Yes

Air Hose: 20', with quick-disconnect. Brass air fittings and couplings

Dimensions: 24.31" L x 6.7" D x 13.46" H. (617mm L x 170mm D x 342mm H.)

Mounting bolt pattern: 10.0" x 4.5" (254mm x 114.3mm)

See warn.com for drawing showing winch dimensions

12V DC performance specs (PowerPlant 12, first layer)

Line Pull Lbs. (kg)	Line Speed Ft./min. (M/min.)	Motor Current	Pull by layer: layer/Lbs. (kg)
0	27.8 (8.47)	90 amps	1/12,000 (5440)
2000 (910)	14.8 (4.51)	174 amps	2/9517 (4317)
4000 (1810)	10.8 (3.29)	270 amps	3/7886 (3577)
6000 (2720)	8.2 (2.50)	333 amps	4/6732 (3054)
8000 (3630)	6.2 (1.89)	389 amps	
9500 (4310)	4.9 (1.49)	456 amps	
12000 (5440)	3.6 (1.10)	566 amps	

12V DC performance specs (PowerPlant 9.5 first layer)


Line Pull Lbs. (kg)	Line Speed Ft./min. (M/min.)	Motor Current	Pull by layer: layer/Lbs. (kg)
0	28.8 (8.78)	94 amps	1/9500 (4313)
2000 (910)	16.4 (4.50)	165 amps	2/8650 (4927)
4000 (1810)	12.3 (3.75)	238 amps	3/7920 (3595)
6000 (2720)	9.5 (2.90)	307 amps	4/7400 (3359)
8000 (3630)	7.5 (2.29)	383 amps	5/6940 (3150)
9500 (4310)	6.2 (1.89)	451 amps	

Note: Auxiliary air tank required to operate some types of air tools



ON THE HUNT, Western Mountains—Winch? Check. Rifle? Check. Air supply? Check. Now if that 6-pt bull elk would just show up.

WARN POWERPLANT-ENGINEERED TO HELP YOU DO TWICE THE WORK



- COMPRESSOR**
High output – 5 CFM @ 90 PSI. Enough power to air up four 35" tires in eight minutes
- INTERCOOLER / AIR RESERVOIR**
Reduces compressed air temperature. Helps extend the life of the air hose. 1/2 gallon reservoir helps even air flow
- THERMAL PROTECTION SWITCH**
Protects motor from overheating
- AIR OUTLET/HOSE CONNECTION**
Works with quick-connect coupler
- CONTACTOR**
Improved contactor control for maximum reliability and longer duty cycles
- PRESSURE SWITCH**
Re-engineered to more reliably regulate air pressure in reservoir
- 3-STAGE PLANETARY GEAR TRAIN**
Most reliable and efficient gear reduction system available
- STAINLESS STEEL FASTENERS**
For superior corrosion resistance
- MECHANICAL BRAKE**
Provides reliable operator control when winching
- WINCH SEALING SYSTEM**
Provides superior water resistance
- New corrosion-resistant flat-black finish**



KNIK GLACIER OHV AREA, Alaska—
Up here, you're gonna churn up a lot of
glacial goo that will remind you a bit of
wet cement. Course, to a WARN winch,
it's nothing.



**ULTIMATE
PERFORMANCE
WINCH SERIES**

WARN ENDURANCE 12.0

MORE POWER. MORE SPEED. MORE ENDURANCE.

The WARN Endurance 12.0 gives you 12,000 lbs. of pulling capacity with the longest duty cycle of any electric winch on the market today. The specially designed cooling fan automatically turns on when the winch's motor reaches a certain temperature.

- Remote-mount fan: Cools winch motor for longer duty cycle. Fan has automatic or manual activation
- Contactor: Sealed and water resistant. Highly reliable; handles high current and allows for long duty cycle
- Remote control: Weather-resistant remote with 12' (3.7m) lead and fan activation switch
- Stainless-steel clutch lever/hardware: Superior corrosion resistance
- 3-Stage planetary gear train: Most reliable and efficient gear reduction system available
- Mechanical brake: Industry-leading patented brake design
- 80' of 3/8" (24m of 9.5mm) durable, easy-to-wind wire rope

PN 73010



SPECIFICATIONS:

Winch model: Endurance 12.0

Part numbers: 73010

Rated line pull: 12,000 Lbs., (5440 kg) single-line

Motor: Series wound 4.6 hp 12V

Electrical controls: Contactor

Remote control: Remote switch, 12' (3.7m) lead

Gear train: 3-stage planetary

Gear ratio: 216:1

Clutch (freespooling): Sliding ring gear

Brake: Automatic mechanical cone brake

Wire rope: 80' of 3/8" (24m of 9.5mm diam.)

Fairlead: Roller

Recommended battery: 650 CCA minimum for winching

Battery leads: 2 gauge, 72" (1.83m)

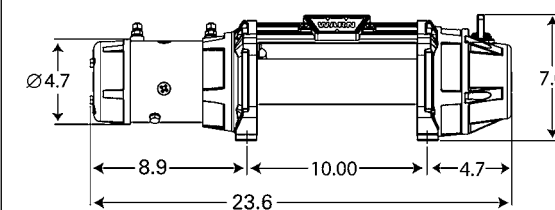
Finish: High-gloss powder coat over primer undercoating

Drum diameter/Length: 2.5"/9.0" (6.4cm/23cm)

Weight: 100 Lbs. (45 kg)

12V DC performance specs (first layer of drum)

Line Pull Lbs. (kg)	Line Speed Ft./min. (M/min.)	Motor Current	Pull by layer: layer/Lbs. (kg)
0	36.3 (11.10)	44 amps	1/12,000 (5440)
2000 (910)	13.3 (4.05)	130 amps	2/9517 (4317)
4000 (1810)	9.7 (2.96)	197 amps	3/7886 (3577)
6000 (2720)	7.6 (2.32)	259 amps	4/6732 (3054)
8000 (3630)	5.9 (1.80)	321 amps	
9500 (4310)	4.5 (1.37)	381 amps	
12000 (5440)	3.3 (1.00)	433 amps	



Winch dimensions:

23.6" L. x 6.4" D. x 7.0" H.
(594mm L. x 162.5mm D. x 178mm H.)

Mounting bolt pattern:

10.0" x 4.5" (254mm x 114.3mm)

ULTIMATE PERFORMANCE WINCH SERIES



The 9.5xp-s winch features WARN Spydura rope. Includes a ballistic nylon sliding sleeve that provides extra rope protection against abrasion and wear, and a polished aluminum hawse fairlead.

WARN 9.5xp FAST, POWERFUL AND RELIABLE - FOR EXTREME CONDITIONS

The fast, powerful 9.5xp Extreme Performance winch is designed for the serious off-roader who demands a winch that will perform under the most extreme conditions in the world. With 9,500 lbs. of pulling power and the fastest line speed of any WARN winch under load, the 9.5xp delivers extreme performance that eats up the competition—even in competition.

- Now available in two versions: wire rope with roller fairlead, or WARN Spydura synthetic rope with polished aluminum hawse fairlead
- High-output parallel series wound winch motor is the strongest and most durable in the industry
- Extreme-duty winch sealing. Enables superior water resistance
- Exclusive brake design. Provides superior operator control when winching
- Extended-duty control pack delivers long duty cycle to help you tackle the most demanding pulls
- 3-Stage planetary geartrain. Proven to be the most reliable efficient and durable design
- Remote-mount, next-generation control box allows for various mounting options
- Remote control with 12' (3.7m) lead
- High gloss, chip-resistant powder coat finish. Provides superior corrosion resistance
- 100' of steel or synthetic winch rope

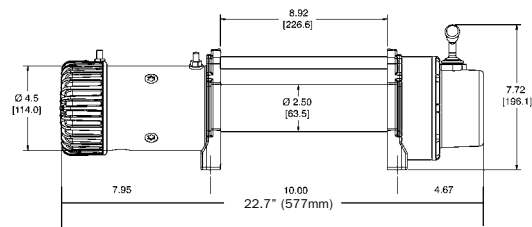
PN 68500 (9.5xp, wire rope, roller fairlead)
PN 87310 (9.5xp-s, synthetic rope, hawse fairlead)

SPECIFICATIONS:

Winch model: 9.5xp, 9.5xp-s
Part numbers: 68500 (wire rope, 12V), 87310 (9.5xp-s, synthetic rope, 12V)
Rated line pull: 9,500 Lbs., (4310 kg) single-line
Motor: 12V 6 hp (4.48kw), High output parallel series wound
Electrical controls: Contactor
Remote control: Remote switch, 12' (3.7m) lead
Gear train: 3-stage planetary
Gear ratio: 156:1
Clutch (freespooling): Sliding ring gear
Brake: Automatic mechanical cone brake
Rope: Steel – 100', 5/16" diameter (30m, 8mm diam.)
 Synthetic – 100', 3/8" diameter (30m, 9.5mm diam.)
Fairlead: PN 68500, roller fairlead
 PN 87310, polished aluminum hawse fairlead
Recommended battery: 650 CCA minimum for winching
Battery leads: 2 gauge, 72" (1.83m)
Finish: High-gloss powder coat over primer undercoating
Drum diameter/Length:
 PN 68500 – 2.5"/9.0" (6.4cm/23cm)
 PN 87310 – 2.625"/9.0" (6.6cm/23cm)
Weight: PN 68500 – 87 Lbs. (39.5 kg)
 PN 87310 – 68 Lbs. (30.8 kg)

12V DC performance specs (first layer of drum)

Line Pull Lbs. (kg)	Line Speed Ft./min. (M/min.)	Motor Current	Pull by layer: layer/Lbs. (kg)
0	37.5 (11.43)	71 amps	1/9500 (4313)
2000 (910)	16.6 (5.06)	169 amps	2/8650 (4927)
4000 (1810)	11.8 (3.60)	248 amps	3/7920 (3595)
6000 (2720)	9.3 (2.83)	328 amps	4/7400 (3359)
8000 (3630)	7.4 (2.25)	413 amps	5/6940 (3150)
9500 (4310)	6.2 (1.89)	482 amps	



Winch dimensions: 22.7" L. x 6.3" D. x 7.7" H. (577mm L. x 160mm D. x 196mm H.)
Mounting bolt pattern: 10.0" x 4.5" (254mm x 114.3mm)



CHUGACH MTNS, Alaska—
 What's worse than a flooded trail and a river crossing in the middle of nowhere? Realizing you forgot to get that new winch that's got an IP68 waterproof rating.





DESOLATION STATION... FUN IN THE MOJAVE DESERT, CA—
Scrambling over rocks demands articulation and finesse. Mix 'em with a
Rock Crawler Stubby Bumper and a 9.5cti winch, spooled with Spydura
rope, and let the good times crawl.

**ULTIMATE
PERFORMANCE
WINCH SERIES**



The 9.5cti-s winch features WARN Spydura rope. Includes a ballistic nylon sliding sleeve that provides extra rope protection against abrasion and wear, and a polished aluminum hawse fairlead.

WARN 9.5cti ULTIMATE PERFORMANCE, THERMOMETRIC WINCH

The 9.5cti is a trusted favorite in the WARN Ultimate Performance winch lineup. A massive protective structure combined with sophisticated operator feedback delivers fast line speeds, and long duty cycles. It's the perfect winch for the serious off-roader.

- Available in two versions: wire rope with roller fairlead, or WARN Spydura synthetic rope with polished aluminum hawse fairlead
- Contactor control features exceptional durability, extra long life, and superior weather sealing
- Motor-mounted thermal sensor relays temperature information to winch operator by way of the hand-held remote control with LED indicator
- Remote control with thermometric indicator light
- Series-wound motor and 3-stage planetary gear train deliver 9,500 lbs. of pulling capacity
- Extreme-duty winch sealing system
- High gloss, chip-resistant black powder coat finish over a massive cast-aluminum alloy housing
- Comes with steel or synthetic winch rope, hook, remote control on 12' (3.7m) lead, and roller or hawse fairlead



PORTABLE OPTION. Also available in the Multi-Mount portable winch configuration – wire rope and steel hawse fairlead with quick connect wiring and carrier

PN 97550 (9.5cti, with wire rope and roller fairlead), **PN 85760** (9.5cti Multi-Mount, with wire rope, steel hawse fairlead, and quick-connect wiring), **PN 85757** (9.5cti Multi-Mount for the H2 Hummer, wire rope), **PN 97600** (9.5cti-s, with synthetic rope and aluminum hawse fairlead)

SPECIFICATIONS:

Winch model: 9.5cti, 9.5cti-s

Part numbers: 97550 (9.5cti, wire rope), 85760 (9.5cti Multi-Mount with wire rope), 85757 (9.5cti Multi-Mount for the H2 Hummer), 97600 (9.5cti, Spydura synthetic rope)

Rated line pull: 9,500 Lbs., (4310 kg) single-line

Motor: Series wound

Electrical controls: Contactor

Remote control: Remote switch, LED indicator, 12' (3.7m) lead

Geartrain: 3-stage planetary

Gear ratio: 156:1

Clutch (freespooling): Sliding ring gear

Brake: Automatic mechanical cone brake

Drum diameter/Length:
97550 – 2.5"/9.0" (6.4 cm/23 cm)
97600 – 2.625"/9.0" (6.6cm/23cm)

Weight: PN 97550, 89 Lbs. (36.3 kg); PN 97600, 66 Lbs. (30.0 kg)

Rope: Steel – 125', 5/16" diameter (38m, 8mm diam.)
Synthetic – 100', 3/8" diameter (30m, 9.5mm diam.)

Fairlead: 97550 (roller), 85760 (cast steel hawse), 97600 (polished aluminum hawse)

Recommended battery: 650 CCA minimum for winching

Battery leads: 2 gauge, 72" (1.83m)

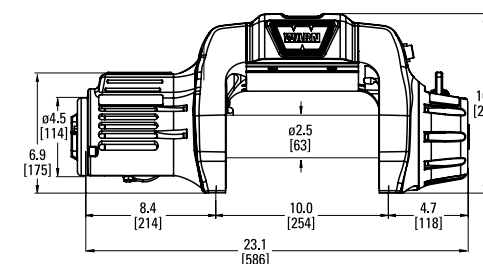
Finish: High-gloss powder coat over primer undercoating

Mounting bolt pattern: 10.0" x 4.5" (254mm x 114.3mm)

Winch dimensions:
23.1" L. x 6.3" D. x 10.4" H.
(587mm L. x 160mm D. x 264mm H.)

12V DC performance specs (first layer of drum)

Line Pull Lbs. (kg)	Line Speed Ft./min. (M/min.)	Motor Current	Pull by layer: layer/Lbs. (kg)
0	47.0 (14.32)	42 amps	1/9500 (4313)
2000 (910)	16.5 (5.02)	140 amps	2/8650 (3927)
4000 (1810)	12.0 (3.66)	223 amps	3/7920 (3595)
6000 (2720)	9.2 (2.80)	307 amps	4/7400 (3359)
8000 (3630)	7.1 (2.16)	390 amps	5/6940 (3150)
9500 (4310)	5.9 (1.80)	452 amps	





WARN 9.0Rc A COMPACT, LIGHTWEIGHT WINCH FOR COMPETITION ROCK CRAWLING

Competitive rock sports means tackling tough climbs, intense approach angles, tight turns, and high speeds. That's why rock rigs need a low-profile, lightweight winch like the WARN 9.0Rc that delivers maximum power in a compact, 54-lb. unit. The 9.0Rc is a winch built for competitors looking for efficiency, reliability and legendary WARN performance.

- 4.8 hp series wound motor delivers 9,000 lbs. of pulling capacity, and fast line speed under load
- Contactor control pack delivers long duty cycles and exceptional durability
- New-style remote control
- 50' of 3/8" (15m of 9.5mm) diameter WARN synthetic rope combined with a rugged, 360-degree swivel hook and thimble
- Ballistic nylon sliding sleeve that provides extra rope protection against abrasion and wear
- Aluminum hawse fairlead
- Exclusive multi-segment cam actuated brake for positive operator control during winching
- Gloss red paint with primer undercoat gives superior corrosion resistance

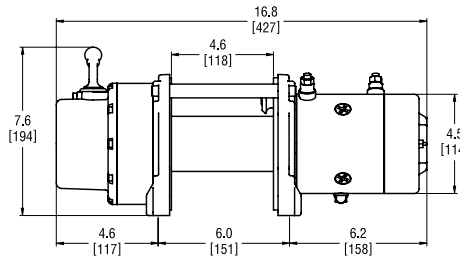
PN 71550

SPECIFICATIONS:

- Winch model:** WARN 9.0Rc
- Part numbers:** 71550
- Rated line pull:** 9,000 Lbs., (4080 kg) single-line
- Motor:** Series wound, 12V 4.8 hp
- Electrical controls:** Contactor
- Remote control:** Remote switch, 12' (3.7m) lead
- Gear train:** 3-stage planetary
- Gear ratio:** 216:1
- Clutch (freespooling):** Sliding ring gear
- Brake:** Automatic mechanical cone brake
- Drum diameter/Length:** 2.75"/4.75" (7.0cm/12cm)
- Weight:** 54 Lbs. (24.8 kg)
- Rope:** 50', 3/8" (15m, 9.5mm) Spydura synthetic rope
- Fairlead:** Polished aluminum hawse
- Recommended battery:** 650 CCA minimum for winching
- Battery leads:** 2 gauge, 72" (1.83m)
- Finish:** Gloss red paint over primer undercoating

12V DC performance specs (first layer of drum)

Line Pull Lbs. (kg)	Line Speed Ft./min. (M/min.)	Motor Current	Pull by layer: layer/Lbs. (kg)
0	32 (9.75)	85 amps	1/9000 (4082)
2000	16 (4.88)	187 amps	2/7280 (3302)
4000	11.4 (3.47)	284 amps	3/6670 (3026)
6000	8.9 (2.71)	367 amps	4/6230 (2826)
8000	6.8 (2.07)	458 amps	
9000	5.6 (1.70)	408 amps	



Winch dimensions:
16.8" L. x 6.3" D. x 7.6" H.
(427mm L. x 160mm D. x 194mm H.)

Mounting bolt pattern:
6" x 4.5" (151mm x 114.3mm)



WRECKING BALL TRAIL, California—
Putting the hammer down in Johnson Valley. Ah the gentle "Screech" of sheet metal and rock. WARN Rockcrawler Winch a must have out here.





WARN ZEON 12 NEXT GENERATION PREMIUM WINCH

A top choice for those with heavily-loaded off-road vehicles, the ZEON 12 features innovative design, increased performance and durability, steel rope, and a hefty 12,000 lb. single-line pulling capacity.

- 12,000 lb. (5443 kg) single-line pulling capacity
- Includes 80' of durable 3/8" galvanized steel wire rope (24V sold without rope)

- Gear train and motor deliver powerful pulling power that is fast and reliable.
- Convertible control pack can be attached to the winch or remotely mounted, allowing for various winch mounting options and looks (Relocation kit required and sold separately*)
- Satin-black powder-coated finish with stainless steel fasteners and clutch lever looks great and inhibits corrosion. Improved winch sealing to keep the elements out
- Large diameter aluminum winch drum reduces rope wear, is light weight, and has an integrated rope anchor for easy rope installation
- Backed by the WARN Limited Lifetime Warranty

PN 89120 (12V), **PN 90666** (24V)

*Control Pack Relocation Kit. Required to mount control box remotely from winch. PN 89970 (Short kit), PN 89960 (Long kit)

SPECIFICATIONS

Winch model: ZEON 12
Part number: 89120 (12V), 90666 (24V)
Rated line pull: 12,000 Lbs. (5443 kg) single-line
Motor: 12V DC, series wound
Electrical controls: Contactor
Remote Control: Remote switch, 12' (3.7m) lead
Gear train: 3-stage planetary
Gear ratio: 216:1
Clutch (freespooling): Rotating ring gear
Brake: Automatic mechanical cone brake
Drum diameter/Length: 3.15"/9.0" (80mm/229mm)
Weight (kit shipping): 98 Lbs. (44 kg)
Rope: 3/8" x 80' (9.52mm x 24.38m) steel (rope not included on 24V model)
Fairlead: Roller
Recommended Battery: 650 CCA minimum for winching
Battery leads: 2 gauge, 72" (1.83m)
Finish: Satin-black powder coat
Warranty: Limited lifetime

12V DC performance specs (first layer of drum)

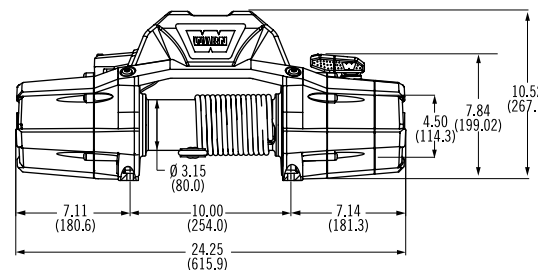
Line Pull Lbs. (kg)	Line Speed Ft./min. (M/min.)	Motor Current	Pull by layer: layer/Lbs. (kg)
0	28.1 (8.6)	67 amps	1/12000 (5440)
2000 (910)	14.2 (4.3)	141 amps	2/9894 (4488)
4000 (1810)	9.3 (2.8)	209 amps	3/8117 (3682)
6000 (2720)	7.8 (2.4)	272 amps	4/7324 (3322)
8000 (3630)	6.4 (2.0)	336 amps	
10000 (4536)	4.3 (1.3)	401 amps	
12000 (5443)	3.3 (1.0)	469 amps	

24V DC performance specs (first layer of drum)

Line Pull Lbs. (Kgs.)	Line Speed Ft./min. (M/min.)	Motor Current	Pull by layer: layer/Lbs. (kg)
0	24.8 (7.5)	33 amps	1/12000 (5440)
2000 (910)	13.6 (4.1)	73 amps	2/9894 (4488)
4000 (1810)	10.5 (3.2)	111 amps	3/8117 (3682)
6000 (2720)	9.1 (2.8)	145 amps	4/7324 (3322)
8000 (3630)	8.0 (2.4)	177 amps	
10000 (4536)	6.9 (2.1)	210 amps	
12000 (5443)	5.7 (1.7)	252 amps	

Winch dimensions:
 Integrated configuration: 24.25" L x 7.15" D x 10.52" H (615.9mm L x 181.6mm D x 267.1mm H)
 Low-profile configuration: 24.25" L x 7.15" D x 7.84" H (615.9mm L x 181.6mm D x 199.02mm H)

Mounting bolt pattern:
 10.0" x 4.5"
 (254mm x 114.3mm)



MUD MESS, Oregon—
 Damned straight mud spells fun. And usually you
 get about ¾ of the way across when reality sets in.
 And you let your WARN ZEON 12 Winch take over.



Control Pack Relocation Kit

Hardware and wiring required to mount control box remotely from winch.

PN 89970 (Short kit)
PN 89960 (Long kit)

ZEON Winch Rope Cover

Customize your winch's look and protect the winch rope with this durable cover.

PN 87555 (Slotted design, pictured above)
PN 89775 (Solid design)

SONORAN DESERT, California—
Call it the badlands, call it the Salton Sea, call it the
Ocotillo Wells OHV area, call it whatever you want,
but it's an unforgiving hell if you don't bring the
best winch around.



WARN ZEON 10 and ZEON 10-S 10,000 LBS. OF CUTTING-EDGE PULLING MUSCLE

Choose your way to conquer the terrain. Both the ZEON 10 and 10-S are tough enough to tackle anything you will. Muck-busting sealing keeps out everything but the good times. Add a hyper-durable cast-aluminum housing, satin-black finish, and 10,000 lbs. single-line pulling capacity and, well, you've got a workhorse unit you can trust for years to come.

- 10,000 lb. (4536 kg) single-line pulling capacity
- ZEON 10 includes 80' of durable 3/8" galvanized steel wire rope (24V is sold without rope)
- ZEON 10-S includes 100' of 3/8" WARN Spydura synthetic rope, a temperature-resistant sleeve on the first layer, a ballistic nylon sliding sleeve for abrasion resistance, and a polished aluminum hawse fairlead
- Convertible control pack can be attached to the winch or remotely mounted, allowing for various winch mounting options and looks. (Relocation kit required and sold separately*)
- New-design planetary gear train and series-wound motor deliver fast, quiet, and reliable pulling power
- Satin-black powder-coated finish with stainless steel fasteners and clutch lever looks great and inhibits corrosion. Improved winch sealing to keep the elements out
- Large diameter aluminum winch drum reduces rope wear, is light weight, and has an integrated rope anchor for easy rope installation
- Backed by the WARN Limited Lifetime Warranty

PN 88990 (ZEON 10, 12V)
PN 90665 (ZEON 10, 24V)
PN 89611 (ZEON 10-S, 12V)

*Control Pack Relocation Kit. Required to mount control box remotely from winch. PN 89970 (Short kit), PN 89960 (Long kit)

SPECIFICATIONS

Winch model: ZEON 10, ZEON 10-S
Part numbers: 88990 (ZEON 10, 12V), 90665 (ZEON 10, 24V), 89611 (ZEON 10-S, 12V)
Rated line pull: 10,000 Lbs. (4536 kg) single-line
Motor: 12V DC, series wound
Electrical controls: Contactor
Remote Control: Remote switch, 12' (3.7m) lead
Gear train: 3-stage planetary
Gear ratio: 216:1
Clutch (freespooling): Rotating ring gear
Brake: Automatic mechanical cone
Drum diameter/Length: 3.15"/9.0" (80mm/229mm)
Weight (kit shipping): ZEON 10, 98 Lbs. (44 kg); ZEON 10-S, 75 Lbs. (34 kg)
Rope: ZEON 10, 3/8" x 80' (9.52mm x 24.38m) steel
ZEON 10-S, 3/8" x 100' (9.5mm x 30.5m) Spydura synthetic
(Note: rope not included in 24V model)
Fairlead: ZEON 10, Roller; ZEON 10-S, hawse
Recommended Battery: 650 CCA minimum for winching
Battery leads: 2 gauge, 72" (1.83m)
Finish: Satin-black powder coat
Warranty: Limited lifetime

Winch dimensions:
Integrated configuration: 24.25" L x 7.15" D x 10.52" H
(615.9mm L x 181.6mm D x 267.1mm H)
Low-profile configuration: 24.25" L x 7.15" D x 7.84" H
(615.9mm L x 181.6mm D x 199.02mm H)

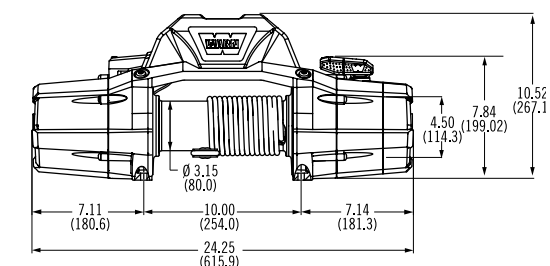
Mounting bolt pattern:
10.0" x 4.5" (254mm x 114.3mm)

12V DC performance specs (first layer of drum)

Line Pull Lbs. (kg)	Line Speed Ft./min. (M/min.)	Motor Current	Pull by layer: layer/Lbs. (kg)
0	33 (10.27)	62 amps	1/10000 (4536)
2000 (910)	14.9 (4.5)	144 amps	2/8245 (3740)
4000 (1810)	11.2 (3.4)	215 amps	3/7014 (3181)
6000 (2720)	8.5 (2.6)	380 amps	4/6103 (2768)
8000 (3630)	6.5 (2.0)	353 amps	5/5402 (2450)
10000 (4536)	4.8 (1.5)	409 amps	

24V DC performance specs (first layer of drum)

Line Pull Lbs. (kg)	Line Speed Ft./min. (M/min.)	Motor Current	Pull by layer: layer/Lbs. (kg)
0	28.5 (8.7)	35 amps	1/10000 (4536)
2000 (910)	15.3 (4.6)	75 amps	2/8245 (3740)
4000 (1810)	12.1 (3.7)	108 amps	3/7014 (3181)
6000 (2720)	10.1 (2.6)	140 amps	4/6103 (2768)
8000 (3630)	8.9 (2.7)	172 amps	5/5402 (2450)
10000 (4536)	7.7 (2.3)	205 amps	





WARN ZEON 8 AND ZEON 8-S ADVANCED, CAPABLE, AND STRONG

Don't let the good looks fool you. We've packed the ZEON 8 and 8-S winches with all the performance features off-roaders said they needed most. From a heat-dissipating brake down to an incredibly smooth planetary gear train, this winch is ready to hit the trail. The 8,000 lb. pulling capacity, combined with a fast line speed make this winch the perfect choice for Jeep and SUV trail rigs.

- 8,000 lb. (3630 kg) single-line pulling capacity
- ZEON 8 includes 100' of durable 5/16" galvanized steel wire rope
- ZEON 8-S includes 100' of 3/8" WARN Spydura synthetic rope, which includes a temperature-resistant sleeve on the first layer, a ballistic nylon sliding sleeve for abrasion resistance, and a polished aluminum hawse fairlead
- Convertible control pack can be attached to the winch or remotely mounted, allowing for various winch mounting options and looks (Relocation kit required and sold separately*)
- Gear train and motor deliver fast, quiet, and reliable pulling power
- Satin-black powder-coated finish with stainless steel fasteners and clutch lever looks great and inhibits corrosion. Improved winch sealing to keep the elements out
- Large diameter aluminum winch drum reduces rope wear, is light weight, and has an integrated rope anchor for easy rope installation
- Backed by the WARN Limited Lifetime Warranty.

PN 88980 (ZEON 8)
PN 89305 (ZEON 8-S)

*Control Pack Relocation Kit. Required to mount control box remotely from winch. PN 89970 (Short kit), PN 89960 (Long kit)

SPECIFICATIONS

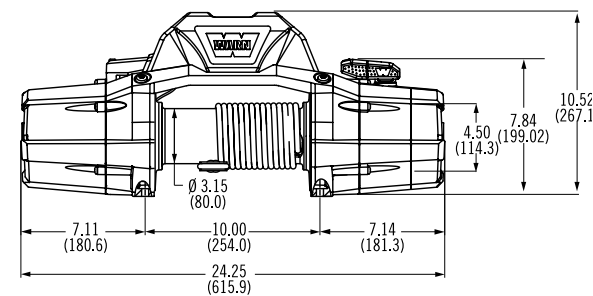
Winch model: ZEON 8, ZEON 8-S
Part numbers: 88980 (ZEON 8), 89305 (ZEON 8-S)
Rated line pull: 8000 Lbs. (3630 kg) single-line
Motor: 12V DC, series wound
Electrical controls: Contactor
Remote Control: Remote switch, 12' (3.7m) lead
Gear train: 3-stage planetary
Gear ratio: 162:1
Clutch (freespooling): Rotating ring gear
Brake: Automatic mechanical cone
Drum diameter/Length: 3.15"/9.0" (80mm/229mm)
Weight (kit shipping): ZEON 8, 94 Lbs. (42 kg); ZEON 8-S, 75 Lbs. (34 kg)
Rope: ZEON 8, 5/16" x 100' (8mm x 30.5m) steel
 ZEON 8-S, 3/8" x 100' (9.5mm x 30.5m) Spydura synthetic
Fairlead: ZEON 8, Roller; ZEON 8-S, hawse
Recommended Battery: 650 CCA minimum for winching
Battery leads: 25mm², 72" (1.83m)
Finish: Satin-black powder coat
Warranty: Limited lifetime

12V DC performance specs (first layer of drum)

Line Pull Lbs. (kg)	Line Speed Ft./min. (M/min.)	Motor Current	Pull by layer: layer/Lbs. (kg)
0	35 (12.8)	63 amps	1/8000 (3629)
2000 (910)	17.2 (5.2)	167 amps	2/6777 (3074)
4000 (1810)	11.7 (3.6)	255 amps	3/5878 (2666)
6000 (2720)	8.5 (2.6)	335 amps	4/5189 (2353)
8000 (3630)	6.2 (1.9)	413 amps	

Winch dimensions:
 Integrated configuration: 24.25" L x 7.15" D x 10.52" H
 (615.9mm L x 181.6mm D x 267.1mm H)
 Low-profile configuration: 24.25" L x 7.15" D x 7.84" H
 (615.9mm L x 181.6mm D x 199.02mm H)

Mounting bolt pattern:
 10.0" x 4.5"
 (254mm x 114.3mm)



BADLANDS, California—
 When you hang it up 40 miles from anything, you
 better have a heapin' helpin' of confidence in your self-
 recovery winch. May we recommend this ZEON 10?



WARN M8274-50 FASTEST LINE SPEED, LONGEST WIRE ROPE, LEGENDARY PERFORMANCE

Loved by off-roaders who compete, it's our fastest winch. No-load retrieval speed for the M8274-50 is 79.3 feet per minute, and that's not all. At 150 ft. of 5/16" cable, it also has a very long line capacity. Its unique spur gear drivetrain and upright design are totally rugged. Its braking system delivers smooth operation with superior heat dissipation. Roller fairlead, remote control on 12-ft. lead, free spool clutch and battery cables are included.

PN 38631 (12V), PN 375832 (24V)

- Rugged spur gear drivetrain and unique upright design
- Automatic disc braking system delivers smooth operation with superior heat dissipation
- Roller fairlead, remote control, free spool clutch, and battery cables are included

SPECIFICATIONS:

Winch model: M8274-50

Part numbers: 38631 (12V), 375832 (24V)

Rated line pull: 8,000 Lbs., (3628 kg) single-line

Motor: Series wound, 12V 4.6 hp/3.43kw, 24V 2.5 hp/3.43kw

Electrical controls: Solenoid

Remote control: Remote switch, 12' (3.7m) lead

Gear train: Spur gear

Gear ratio: 134:1

Clutch (freespooling): Sliding motor pinion gear

Brake: Automatic disc type

Drum diameter/Length: 3.5"/8.5" (9cm/22cm)

Weight: 110 Lbs. (50 kg)

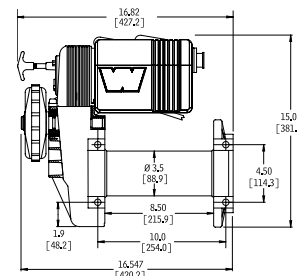
Wire rope: 150', 5/16" diameter (46m, 8mm diam.)

Fairlead: Roller

Recommended battery: 650 CCA minimum for winching

Battery leads: 2 gauge, 72" (1.83m)

Finish: Powder coat with clear coat



12V DC performance specs (first layer of drum)

Line Pull Lbs. (kg)	Line Speed Ft./min. (M/min.)	Motor Current	Pull by layer: layer/Lbs. (kg)
0	79.3 (22.17)	49 amps	1/8000 (3629)
2000 (910)	23.7 (7.22)	182 amps	2/7460 (3384)
4000 (1810)	16.4 (5.0)	286 amps	3/6980 (3166)
6000 (2720)	12.0 (3.66)	385 amps	4/6620 (3003)
8000 (3630)	8.7 (2.65)	480 amps	5/6290 (2853)

24V DC performance specs (first layer of drum)

Line Pull Lbs. (kg)	Line Speed Ft./min. (M/min.)	Motor Current	Pull by layer: layer/Lbs. (kg)
0	65 (19.8)	24 amps	1/8000 (3629)
2000 (910)	23 (7.01)	96 amps	2/7460 (3384)
4000 (1810)	17 (5.18)	149 amps	3/6980 (3168)
6000 (2720)	13 (3.96)	203 amps	4/6620 (3005)
8000 (3630)	7.9 (2.41)	273 amps	5/6290 (2855)

Winch Dimensions: 16.5" L. x 8.5" D. x 15" H.
(420mm L. x 220mm D. x 381mm H.)

Mounting Bolt Pattern:
10.0" x 4.5" (254mm x 114.3mm)



OFF-ROAD JUNGLE RACE, Indonesia—
Some races inspire a little vehicle recovery. And some
races demand it. Like this one. Where greasy jungle floors
meet the uber-reliable M8274-50, still slogging it out after
all these years (photographer: Fred Kringsman).

**PREMIUM
WINCH SERIES**



WARN XD9000, XD9000i CLASSIC DESIGN, PROVEN PERFORMANCE

The XD9000 and XD9000i are fast and reliable in real trail conditions. Both use the proven 4.6-hp series-wound motor and three-stage planetary gearing offered on all of our Premium Series winches, so torque and line speed are outstanding.

- XD9000i has Integrated control box that provides excellent protection to the electronics
- XD9000 features a low-profile design and separate control box allows for a wide range of mounting options
- Exclusive brake design provides superior control while winching
- Durable 3-stage planetary gear train for smooth, reliable, operation

- Series-wound, high-speed motor provides fast line speed and strong pulls
- Chip-resistant, powder-coated finish
- Remote control with 12' (3.7m) lead
- Durable 5/16" (8mm) diameter galvanized steel wire rope

PN 28500 (XD9000, 12V)
PN 27550 (XD9000i, 12V)
PN 37441 (XD9000i Multi-Mount kit)

SPECIFICATIONS:

Winch model: XD9000, XD9000i

Part numbers:

28500 (XD9000, 12V), 27550 (XD9000i, 12V), 37441 (XD9000i Multi-Mount)

Rated line pull: 9,000 Lbs., (4080 kg) single-line

Motor: Series wound: 12V 4.6 hp, 24V 2.5 hp

Electrical controls:

XD9000—contactor, XD9000i—solenoid

Remote control: Remote switch, 12' (3.7m) lead

Gear train: 3-stage planetary

Gear ratio: 156:1

Clutch (freespooling): Sliding ring gear

Brake: Automatic mechanical cone

Drum diameter/Length: 2.5"/9.0" (6.4cm/23cm)

Weight:

XD9000: 78 Lbs. (35kg)

XD9000i: 85 Lbs. (38.5 kg)

Wire rope:

XD9000: 100', 5/16" dia. (30m, 8mm)

XD9000i: 125', 5/16" dia. (38m, 8mm)

Fairlead: Roller

Recommended Battery:

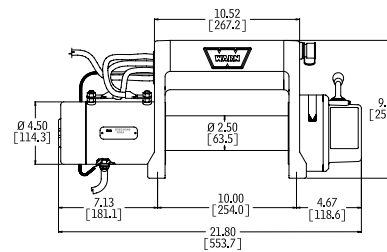
650 CCA minimum for winching

Battery leads: 2 gauge, 72" (1.83m)

Finish: Argent gray powder coat

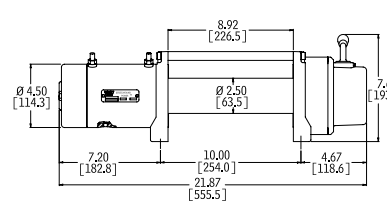
12V DC performance specs (first layer of drum)

Line Pull Lbs. (kg)	Line Speed Ft./min. (M/min.)	Motor Current	Pull by layer: layer/Lbs. (kg)
0	38 (11.58)	56 amps	1/9000 (4082)
2000 (910)	15 (6.8)	161 amps	2/8190 (3715)
4000 (1810)	10.3 (3.14)	252 amps	3/7500 (3402)
6000 (2720)	7.5 (2.29)	332 amps	4/7010 (3180)
8000 (3630)	5.1 (1.55)	423 amps	
9000 (4080)	3.9 (1.19)	478 amps	



Winch dimensions:
21.8" L. x 6.3" D. x 9.9" H.
(553mm L. x 160mm D. x 254mm H.)

Mounting bolt pattern:
10.0" x 4.5" (254mm x 114.3mm)



Winch Dimensions:
21.8" L. x 6.3" D. x 7.6" H. (555mm L. x 160mm D. x 193mm H.)

Mounting Bolt Pattern:
10.0" x 4.5" (254mm x 114.3mm)

**PREMIUM
WINCH SERIES**



The M8000-s winch features Spydura synthetic rope. Includes a ballistic nylon sliding sleeve that provides extra rope protection against abrasion and wear, and a polished aluminum hawse fairlead.

WARN M8000 COMPACT, TOUGH AND RELIABLE

The M8000 winch has been trusted by off-roaders for over twenty years. This 8,000 lb. capacity winch offers outstanding reliability and value. Its low-profile design allows for a variety of mounting options, making it perfect for most trucks, Jeeps and SUVs.

- Available in two versions: wire rope with roller fairlead, or WARN Spydura synthetic rope with polished aluminum hawse fairlead
- Premium Series winch that delivers classic design, proven performance, and legendary WARN reliability
- Contactor control box and hand-held, corded remote control
- Low-profile design and separate control box allows for a wide range of mounting options
- Exclusive brake design provides superior control while winching

- Durable 3-stage planetary gear train for smooth, reliable, operation
- Series-wound, high-speed motor provides fast line speed and strong pulls
- Chip-resistant powder-coated finish
- 100' of steel or synthetic rope

PN 26502 (wire rope, 12V)
PN 265032 (wire rope, 24V)
PN 87800 (synthetic rope, 12V)

SPECIFICATIONS:

Winch model: M8000, M8000-s

Part numbers: 26502 (wire rope, 12V), 265032 (wire rope, 24V), 87800 (synthetic rope, 12V)

Rated line pull: 8,000 Lbs., (3630 kg) single-line

Motor: Series wound, 12V 4.8 hp, 24V 2.1 hp,

Electrical controls: Contactor

Remote control: Remote switch, 12' (3.7m) lead

Gear train: 3-stage planetary

Gear ratio: 216:1

Clutch (freespooling): Sliding ring gear

Brake: Automatic mechanical cone

Drum diameter/length:

M8000: 2.5"/9.0" (6.4cm/23cm)

M8000-s: 2.625"/9.0" (6.6cm/23cm)

Weight:

26502, 88502, 265032: 74 Lbs. (34 kg)

87800: 55 lbs. (25 kgs)

Rope:

Steel -- 100', 5/16" diam.

(30m, 8mm diam.)

Spydura synthetic -- 100', 3/8" diam.

(30m, 9.5mm diam.)

Fairlead: M8000, roller

M8000-s, hawse

Recommended battery:

650 CCA minimum for winching

Battery leads: 2 gauge, 72" (1.83m)

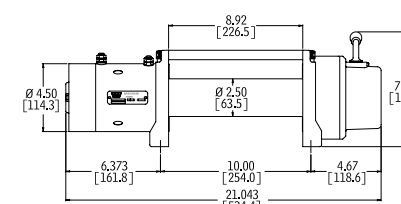
Finish: Argent gray powder coat

12V DC performance specs (first layer of drum)

Line Pull Lbs. (kg)	Line Speed Ft./min. (M/min.)	Motor Current	Pull by layer: layer/Lbs. (kg)
0	30.2 (9.20)	80 amps	1/8000 (3629)
2000 (910)	14.2 (4.33)	200 amps	2/7280 (3302)
4000 (1810)	9.9 (3.02)	285 amps	3/6670 (3026)
6000 (2720)	7.3 (2.22)	350 amps	4/6230 (2826)
8000 (3630)	4.8 (1.46)	435 amps	

24V DC performance specs (first layer of drum)

Line Pull Lbs. (kg)	Line Speed Ft./min. (M/min.)	Motor Current	Pull by layer: layer/Lbs. (kg)
0	27.3 (8.32)	46 amps	1/8000 (3629)
2000 (910)	17.1 (5.21)	99 amps	2/7460 (3384)
4000 (1810)	12.6 (3.84)	145 amps	3/3980 (3166)
6000 (2720)	10.3 (3.14)	190 amps	4/6620 (3003)
8000 (3630)	8.8 (2.68)	235 amps	



Winch Dimensions:
21.04" L. x 6.3" D. x 7.6" H.
(534mm L. x 160mm D. x 193mm H.)

Mounting Bolt Pattern:
10.0" x 4.5" (254mm x 114.3mm)



RANCHLAND BACK FORTY, Western US—
You know those grinding chores back at the ranch? Stump pulling? Tree removal from trails? Fence straightening? Yeah, WARN winches make 'em feel a lot less like work.



ENTRY LEVEL WINCH SERIES

WARN VR12000 BIG POWER, BIG TORQUE, NOT-SO-BIG PRICE

If you've got a big, heavy truck and want to save some cash in the winch department, the WARN VR12000 is the perfect winch. With a stout 12,000 lb. pulling capacity and plenty of performance, this winch is big on power and big on value.

- Legendary WARN reliability and performance; 12,000 lb. (5440 kg) capacity
- Low-profile design will fit most trucks and SUVs
- Separate control pack for various mounting options
- Exclusive brake design for superior winching control
- Durable, smooth, and reliable three-stage planetary gear train
- Series-wound motor for power and fast line speed
- Remote control with 12' (3.7m) lead
- 80' of 3/8" (28.6m of 9.5mm) diameter wire rope
- Backed by the full WARN Limited Lifetime Warranty

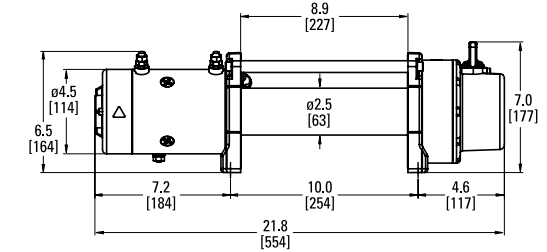
PN 86260

SPECIFICATIONS:

- Winch model:** VR12000
- Part numbers:** PN 86260 (12V)
- Rated line pull:** 12,000 Lbs., (5443 kg) single-line
- Motor:** 12V DC series wound
- Electrical controls:** Solenoid
- Remote Control:** Remote switch, 12' (3.7m) lead
- Gear train:** 3-Stage planetary
- Gear ratio:** 216:1
- Clutch (freespooling):** Sliding ring gear
- Brake:** Automatic mechanical cone brake
- Drum diameter/Length:** 2.5"/9.0" (6.4cm/23cm)
- Weight:** 89 Lbs. (40.4 kg)
- Wire rope:** 80', 3/8" diameter (28.6m, 9.5mm diam.)
- Fairlead:** Roller
- Recommended battery:** 650 CCA minimum for winching
- Battery leads:** 2 gauge, 72" (1.83m)
- Finish:** Powder coat

12V DC performance specs (first layer of drum)

Line Pull Lbs. (kg)	Line Speed Ft./min. (M/min.)	Motor Current	Pull by layer: layer/Lbs. (kg)
0	28.4 (8.6)	65 amps	1/12,000 (5443)
2000 (910)	12.6 (3.8)	144 amps	2/1120 (5044)
4000 (1810)	9.5 (2.8)	215 amps	3/10340 (4690)
6000 (2720)	7.5 (2.2)	281 amps	4/9770 (4432)
8000 (3630)	5.8 (1.7)	349 amps	5/9250 (4196)
10000 (4540)	4.4 (1.3)	415 amps	
12000 (5440)	3.6 (1.0)	457 amps	



Winch dimensions: 21.83" L. x 6.3" D. x 6.97" H. (554mm L. x 160mm D. x 177mm H.)
Mounting bolt pattern: 10.0" x 4.5" (254mm x 114.3mm)



**ENTRY LEVEL
WINCH SERIES**



The VR10000-s winch features Spydura rope, a ballistic nylon sliding sleeve that provides extra rope protection against abrasion and wear, and a polished aluminum hawse fairlead

WARN VR10000 BIG ON POWER AND BIG ON VALUE

For those looking for more pulling power without having to break the bank, there's the WARN VR10000. With a 10,000 lb. capacity, this winch is ideal for heavier trucks, SUVs, and Jeeps. Big power, big torque, not-so-big price.

- Available in two versions: wire rope with roller fairlead, or WARN Spydura synthetic rope with polished aluminum hawse fairlead.
- Legendary WARN reliability and performance; 10,000 lb. (4536 kg) capacity.
- Low-profile design will fit most trucks and SUVs.
- Separate control pack for various mounting options.
- Exclusive brake design for superior winching control.
- Durable, smooth, and reliable three-stage planetary gear train.
- Series-wound motor for plenty of power and fast line speed.
- Remote control with 12' (3.7m) lead.
- 80' (28.6m) of wire rope, or 100' (30m) of synthetic rope.
- Backed by the full WARN Limited Lifetime Warranty.

PN 86255
(VR10000, with wire rope and roller fairlead)

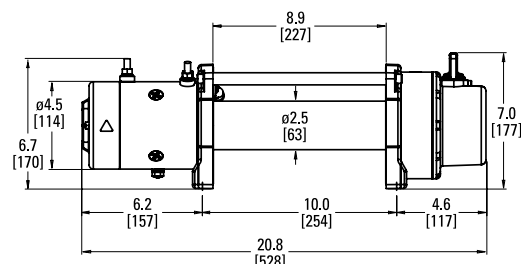
PN 87840 (VR10000-s, with synthetic rope and aluminum hawse fairlead)

SPECIFICATIONS:

Winch model: VR10000, VR10000-s
Part numbers: PN 86255 (steel rope), PN 87840 (synthetic rope)
Rated line pull: 10,000 Lbs., (4536 kg) single-line
Motor: 12V DC, series-wound
Electrical controls: Solenoid
Remote Control: Remote switch, 12' (3.7m) lead
Gear train: 3-stage planetary
Gear ratio: 261:1
Clutch (freespooling): Sliding ring gear
Brake: Automatic mechanical cone brake
Drum diameter/Length:
 PN 86255 – 2.5"/9.0" (6.4cm/23cm)
 PN 87840 – 2.625"/9.0" (6.6cm/23cm)
Weight: PN 86255 – 89 Lbs. (40.4 kg), PN 87840 – 64 Lbs. (29.02 kg)
Rope: Wire – 80', 3/8" diameter (28.6m, 9.5mm diam.)
 Synthetic – 100', 3/8" diameter (30m, 9.5mm diam.)
Fairlead: PN 86255 – Roller, PN 87840 – polished aluminum hawse
Recommended Battery: 650 CCA minimum for winching
Battery leads: 2 gauge, 72" (1.83m)
Finish: Powder coat

12V DC performance specs (first layer of drum)

Line Pull Lbs. (kg)	Line Speed Ft./min. (M/min.)	Motor Current	Pull by layer layer/Lbs. (kg)
0	25.9 (7.8)	66 amps	1/10000 (4536)
2000 (910)	13.0 (3.9)	160 amps	2/8000 (3629)
4000 (1810)	9.6 (2.9)	247 amps	3/7280 (3302)
6000 (2720)	7.1 (2.1)	332 amps	4/6670 (3026)
8000 (3630)	5.0 (1.5)	417 amps	5/6230 (2826)
10000 (4536)	2.3 (0.7)	502 amps	



Winch dimensions:
 20.8" L x 6.3" D x 6.97" H.
 (528mm L x 160mm D x 177mm H.)

Mounting bolt pattern:
 10.0" x 4.5" (254mm x 114.3mm)



SPRING FLOODS, Oregon—No matter how big the tires, how seasoned the driver, how heavy the rig, flooded trails mean it's time to bust out the WARN winch rope—in this case Spydura from a WARN VR 10-S Winch.



OREGON FLOOD OR JUNGLE MESS? You decide—
When it gets this thick, this wet and your favorite Jeep
begs for mercy...well, it's WARN time, brother. Hook
'em up and move 'em out.



**ENTRY LEVEL
WINCH SERIES**



The VR8000-s winch features Spydura rope. Includes a ballistic nylon sliding sleeve that provides extra rope protection against abrasion and wear, and a polished aluminum hawse fairlead

WARN VR8000 GREAT FOR LIGHTER TRUCKS, JEEPS AND SUVs

A full 8,000 lb. pulling capacity makes this winch great for lighter trucks, Jeeps, and SUVs. Quick line speed, durable construction, and WARN dependability ensure this winch will come through time and time again.

- Now available in two versions: wire rope with roller fairlead, or WARN Spydura synthetic rope with polished aluminum hawse fairlead.
- Legendary WARN reliability and performance; 8,000 lb. (3630 kg) capacity.
- Low-profile design will fit most trucks and SUVs.
- Separate control pack for various mounting options.
- Exclusive brake design for superior winching control.
- Durable, smooth, and reliable three-stage planetary gear train.
- Series-wound motor for plenty of power and fast line speed.
- Remote control with 12' (3.7m) lead.
- 94' (28.6m) of wire rope, or 100' (30m) of synthetic rope.
- Backed by the full WARN Limited Lifetime Warranty.

PN 86245 (VR8000, with wire rope and roller fairlead)

PN 87835 (VR8000-s, with synthetic rope and aluminum hawse fairlead)

SPECIFICATIONS:

Winch model: VR8000, VR8000-s

Part numbers: PN 86245 (steel rope), PN 87835 (synthetic rope)

Rated line pull: 8,000 Lbs., (3629 kg) single-line

Motor: 12V DC Series wound

Electrical controls: Solenoid

Remote control: Remote switch, 12' (3.7m) lead

Gear train: 3-stage planetary

Gear ratio: 216:1

Clutch (freespooling): Sliding ring gear

Brake: Automatic mechanical cone brake

Drum diameter/Length:
PN 86245 – 2.5"/9.0" (6.4cm/23cm)
PN 87835 – 2.625"/9.0" (6.6cm/23cm)

Weight: PN 86245 – 80 Lbs. (36.3 kg), PN 87835 – 62 Lbs. (28.12 kg)

Rope: Wire – 94', 5/16" diameter (28.6m, 8mm diam.)
Spydura™ synthetic – 100', 3/8" diameter (30m, 9.5mm diam.)

Fairlead: PN 86245 – Roller, PN 87835 – polished aluminum hawse

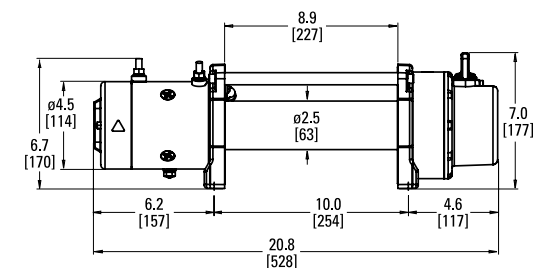
Recommended Battery: 650 CCA minimum for winching

Battery leads: 25mm², 72" (1.83m)

Finish: Powder coat

12V DC performance specs (first layer of drum)

Line Pull Lbs. (kg)	Line Speed Ft./min. (M/min.)	Motor Current	Pull by layer: layer/Lbs. (kg)
0	29 (8.8)	69 amps	1/8000 (3629)
2000 (910)	14.2 (4.3)	179 amps	2/7280 (3302)
4000 (1810)	9.9 (3)	281 amps	3/6670 (3026)
6000 (2720)	7.3 (2.2)	381 amps	4/6230 (2826)
8000 (3630)	4.8 (1.4)	457 amps	



Winch dimensions:
20.8" L. x 6.3" D. x 6.97" H.
(528mm L. x 160mm D. x 177mm H.)

Mounting bolt pattern:
10.0" x 4.5" (254mm x 114.3mm)





HEAVY WEIGHT WINCH SERIES

WARN 16.5ti HIGHEST CAPACITY, MOST TECHNOLOGICALLY ADVANCED WINCH FOR BIG TRUCKS

The 16.5ti features the full diagnostic ability of WARN thermometric technology, plus the extreme sealing, durability, and reliability that the WARN ti-series of winches are known for. Series-wound motor combined with a 3-stage planetary gear train delivers 16,500 lbs. of pulling power. Thermometric indicator LED provides operator feedback on motor temperature.

- Extreme-duty sealing helps protect the winch from the outside elements.
- Series-wound, high-speed motor provides fast line speed and strong pulls.
- Exclusive brake design provides superior control while winching.
- Aluminum control box cover for added protection of the electronics.
- Durable 3-stage planetary gear train for smooth, reliable, operation.
- Remote control with 12' (3.7m) lead and thermometric LED indicator for operator feedback.
- Chip-resistant powder-coated finish with primer undercoating for superior corrosion protection.
- 90' of 7/16" (27m of 11mm) diameter wire rope.

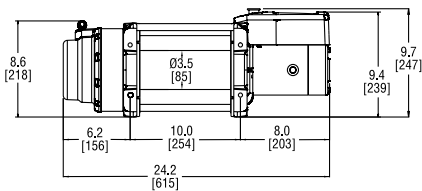
PN 68801

SPECIFICATIONS:

- Winch model:** 16.5ti
- Part number:** 68801
- Rated line pull:** 16,500 Lbs. (7484 kg) single-line
- Motor:** 12V 4.6 hp, series wound
- Electrical controls:** Solenoid
- Remote control:** Remote switch, with LED indicator 12' (3.7m) lead
- Gear train:** 3-stage planetary
- Gear ratio:** 315:1
- Clutch (freespooling):** Rotating ring gear
- Brake:** Automatic mechanical cone brake
- Wire rope:** 90', 7/16" diameter (27m, 11mm diam.)
- Fairlead:** Roller
- Recommended battery:** 650 CCA minimum for winching
- Battery leads:** 2 gauge, 72" (1.83m)
- Finish:** High-gloss powder coat over primer undercoating
- Drum diameter/length:** 3.5"/8.2" (9cm/21cm)
- Weight:** 138 Lbs. (63 kg)

12V DC performance specs (first layer of drum)

Line Pull Lbs. (kg)	Line Speed Ft./min. (M/min.)	Motor Current	Pull by layer: layer/Lbs. (kg)
0	23.6 (7.20)	68 amps	1/16500 (7484)
2000 (907)	12.07 (3.68)	138 amps	2/15279 (6930)
4000 (1814)	9.22 (2.81)	189 amps	3/12672 (5748)
6000 (2721)	7.37 (2.25)	240 amps	4/10824 (4910)
8000 (3628)	6.08 (1.85)	291 amps	
10000 (4536)	5.12 (1.56)	342 amps	
12000 (5443)	4.40 (1.34)	393 amps	
14000 (6350)	3.86 (1.18)	444 amps	
16000 (7257)	3.38 (1.03)	494 amps	
16500 (7484)	3.24 (0.99)	507 amps	



Winch dimensions:
24.2" L. x 8.5" D. x 9.7" H.
(628mm L. x 216mm D. x 247mm H.)

Mounting bolt pattern:
10.0" x 4.5" (254mm x 114.3mm)



ON THE HUNT, Oregon Outback—
No one's gonna see that Boone & Crockett muley
if you can't get your rig out of trouble. WARN
Transamer plus a PowerPlant...that's a combo
that lets you go all in on every hunt.

**WARN 16.5TI HEAVYWEIGHT WINCH.
THE BRUTE STRENGTH HEAVIER TRUCKS DEMAND.**



3-Stage planetary gear train with heavy duty third stage carrier—built to handle heavy loads up to 16,500 lbs.

Chip-resistant powder-coated finish with primer undercoating for superior corrosion protection

Aluminum control box cover for added protection of the electronics

High strength carrier plates to handle heavy gear train stresses

90' of 7/16" (27m of 11mm) diameter wire rope

Exclusive brake design provides superior control while winching

Extreme-duty sealing helps protect the winch from the outside elements

Series-wound, high-speed motor provides fast line speed and strong pulls



MUD JAM, Oregon's Playgrounds—
Heavy truck. Stubborn mud. No problem. Trouble may
lurk below for the unprepared, but at WARN, we live
by these words: if you can get it in, we can get it out.



**HEAVY WEIGHT
WINCH SERIES**



WARN M15000 ENOUGH CAPACITY FOR THE HEAVIEST LOADS

A heavy-duty 15,000 lb. capacity winch with a 4.6hp series-wound motor. Direct drive cone braking system. Control pack is designed for clearance and ease of access. Large-frame architecture means this winch will stand up to the stresses of heavy winching.

- High strength carrier plates are designed to handle heavy geartrain stresses.
- Series-wound, high-speed motor provides fast line speed and strong pulls.
- Brake provides superior control while winching.
- Remote-mount control box allows for various mounting options.
- Durable 3-stage planetary gear train for smooth, reliable, operation.
- Remote control with 12' (3.7m) lead.
- Chip-resistant powder-coated finish .
- 90' of 7/16" (27m of 11mm) diameter wire rope. **PN 47801** (12V), **PN 478022** (24V)

SPECIFICATIONS:

Winch model: M15000

Part numbers: 47801 (12V), 478022 (24V)

Rated line pull: 15000 Lbs., (6804 kg) single-line

Motor: Series wound, 12V 4.6 hp, 24V 2.5 hp

Electrical controls: Contactor

Remote Control: Remote switch, 12' (3.7m) lead

Gear train: 3-stage planetary

Gear ratio: 315:1

Clutch (freespooling): Rotating ring gear

Brake: Automatic mechanical cone

Drum diameter/Length: 3.5"/8.2" (9cm/21cm)

Weight: 136 Lbs. (62 kg)

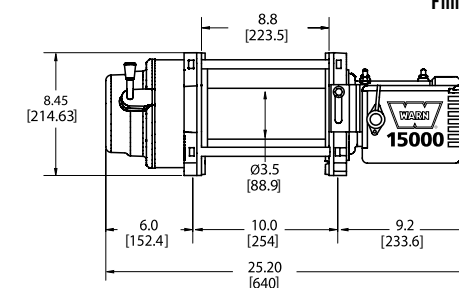
Wire rope: 90', 7/16" (27m, 11mm) diameter

Fairlead: Roller

Recommended battery: 650 CCA minimum for winching

Battery leads: 2 gauge, 72" (1.83m)

Finish: Argent gray powder coat



Winch Dimensions:
25.2" L x 8.5" D x 11" H.
(556mm L x 215mm D x 279mm H.)

Mounting Bolt Pattern:
10.0" x 4.5"
(254mm x 114.3mm)

12V DC performance specs (first layer of drum)

Line Pull Lbs. (kg)	Line Speed Ft./min. (M/min.)	Motor Current	Pull by layer: layer/Lbs. (kg)
0	22.2 (6.77)	67 amps	1/15000 (6804)
2000 (910)	7.27 (2.22)	135 amps	2/13890 (6300)
4000 (1810)	5.41 (1.65)	185 amps	3/11520 (5225)
6000 (2720)	4.43 (1.35)	235 amps	4/9840 (4463)
8000 (3630)	3.79 (1.16)	285 amps	
10000 (4540)	3.31 (1.01)	335 amps	
12000 (5440)	2.93 (.893)	385 amps	
14000 (6350)	2.61 (.796)	435 amps	
15000 (6800)	2.48 (.756)	460 amps	

24V DC performance specs (first layer of drum)

Line Pull Lbs. (kg)	Line Speed Ft./min. (M/min.)	Motor Current	Pull by layer: layer/Lbs. (kg)
0	28 (8.6)	24 amps	1/15000 (6800)
2200 (1000)	10.2 (3.1)	85 amps	2/13900 (6300)
4400 (2000)	7.5 (2.3)	115 amps	3/11400 (5200)
6600 (3000)	6.9 (2.1)	142 amps	4/9700 (4400)
8800 (4000)	6.6 (2.0)	170 amps	
11000 (5000)	6.2 (1.9)	190 amps	
13200 (6000)	5.2 (1.6)	210 amps	
15000 (6800)	4.3 (1.3)	235 amps	



**HEAVY WEIGHT
WINCH SERIES**



WARN M12000 A RELIABLE WORKHORSE TO MEET HEAVY WINCHING NEEDS

Big torque, power, and fast no-load retrieval speed. 3-stage planetary gear train combined with a 4.6hp series wound motor produce 12,000 lbs. of pulling power. Low profile design so it fits where you want it.

- Large frame winch design to handle heavier winch loads.
- Series wound, high-speed motor provides fast line speed and strong pulls.
- Brake provides superior control while winching.
- Remote-mount control box allows for various mounting options.

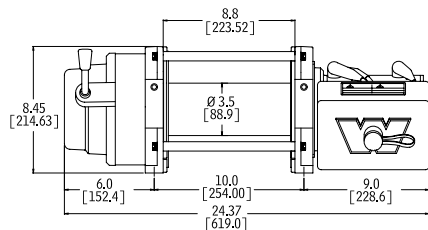
- Durable 3-stage planetary geartrain for smooth, reliable, operation.
- Remote control with 12' (3.7m) lead.
- Chip-resistant powder-coated finish.
- 125' of 3/8" (38m of 9.5mm) diameter wire rope.

PN 17801 (12V)
PN 265072 (24V)

SPECIFICATIONS:

Winch model: M12000
Part numbers: 17801 (12V), 265072 (24V)
Rated line pull: 12000 Lbs., (5440 kg) single-line
Motor: Series wound, 12V 4.6 hp, 24V 2.5 hp
Electrical controls: Contactor
Remote Control: Remote switch, 12' (3.7m) lead
Gear train: 3-Stage planetary
Gear ratio: 261:1
Clutch (freespooling): Rotating ring gear
Brake: Automatic mechanical cone
Drum diameter/Length: 3.5"/8.2" (9cm/21cm)

Weight: 136 Lbs. (62kg)
Wire rope: 125', 3/8" diameter (38m, 9.5mm diam.)
Fairlead: Roller
Recommended battery: 650 CCA minimum for winching
Battery leads: 2 gauge, 72" (1.83m)
Finish: Argent gray powder coat



Winch Dimensions:
24.37" L x 8.45" D x 11" H.
(619mm L x 214.63mm D.
x 279mm H.)


Mounting Bolt Pattern:
10.0" x 4.5"
(254mm x 114.3mm)

12V DC performance specs (first layer of drum)

Line Pull Lbs. (kg)	Line Speed Ft./min. (M/min.)	Motor Current	Pull by layer: layer/Lbs. (kg)
0	30 (9.14)	67 amps	1/12000 (5443)
2000 (910)	14 (4.27)	140 amps	2/11120 (5044)
4000 (1810)	8.62 (2.63)	210 amps	3/10340 (4690)
6000 (2720)	6.92 (2.11)	250 amps	4/9770 (4432)
8000 (3630)	5.80 (1.77)	320 amps	5/9250 (4196)
10000 (4540)	4.39 (1.34)	370 amps	
12000 (5440)	3.86 (1.18)	440 amps	

24V DC performance specs (first layer of drum)

Line Pull Lbs. (kg)	Line Speed Ft./min. (M/min.)	Motor Current	Pull by layer: layer/Lbs. (kg)
0	31.94 (9.57)	24 amps	1/12000 (5443)
2000 (910)	11.7 (3.57)	105 amps	2/11120 (5044)
4000 (1810)	9.5 (2.90)	129 amps	3/10340 (4690)
6000 (2720)	8.5 (2.59)	152 amps	4/9770 (4432)
8000 (3630)	7.5 (2.29)	175 amps	5/9250 (4196)
10000 (4540)	6.5 (1.98)	198 amps	
12000 (5440)	6.0 (1.83)	221 amps	



WIDE OPEN RANCHLAND, American West—
The lively art of winching is alive and well on
ranches all over the world. Winch that junk out of
your way—be it trees, rocks or rusted out pickups.



WINCH ACCESSORIES: EVERYTHING YOU NEED TO GO PREPARED

To Go Prepared means not only having the right winch and mounting system, but the accessories to go along with it. It could be a snatch block to help with angled pulls, or a tree protector to tread lightly. Whatever your need, combining your WARN winch with the correct accessory kit makes it an even more versatile and productive tool.

INDONESIA: BORNEO EQUATOR EXPEDITION. How can a vehicle get through this kind of unforgiving jungle? The WARN M6274-50 winch makes it possible. (Photo: Fred Kringsman).

MEDIUM-DUTY WINCHING ACCESSORY KIT

Our most popular winching accessory kit has been upgraded so you can get even more from your WARN winch. Designed for winch capacities to 10,000 lbs. (4536 kg).

KIT INCLUDES:

- 20,000 lbs. (9072 kg) maximum capacity snatch block, with grease port
- 2" x 8' (5cm x 2.4m) tree trunk protector, rated to 14,400 lbs. (8165 kg)
- 2" x 30' (5cm x 9.1m) standard recovery strap, rated to 14,400 lbs. (8165 kg)
- 3/4" (20mm) D-shackles (2x)
- Heavyweight denier carry bag
- WARN winching gloves

PN 88900



MEDIUM-DUTY WINCHING ACCESSORY KIT, CAMO

Designed for winch capacities to 9,500 lbs. (4310 kg).

KIT INCLUDES:

- 20,000 lbs (8618 kg) maximum capacity snatch block, with grease port
- 4" x 8' (10cm x 2.4m) tree trunk protector. Rated to 30,000 lbs breaking strength
- 3" x 30' (8cm x 9m) standard recovery strap. Rated to 21,600 lbs/9797 kgs
- 3/4" (20mm) clevis/D-shackles (2x)
- Camo nylon soft case
- WARN gloves

PN 62858

HEAVY-DUTY WINCHING ACCESSORY KIT

Designed for winch capacities to 12,000 lbs. (5440 kgs).

KIT INCLUDES:

- Heavy-duty snatch block. 24,000 lbs (10886 kg) maximum capacity
- Tree trunk protector, 4" x 8' (10cm x 2.4m) Rated to 30,000 lbs breaking strength
- 3/4" (20mm) clevis/D-shackle
- Standard recovery strap, 3" x 30' (8cm x 9m). Rated to 21,600 lbs/9797 kg
- Camouflage nylon soft case
- 10' of 5/16" (3m of 8mm) grade 7 choker chain
- WARN gloves

PN 29460

Heavy-Duty Winching Accessory Kit

PN 37881 Nylon soft case (bag only)





WINCH ROPE COVER

Customize your ZEON or ZEON Platinum winch's look and protect the winch rope with this durable cover.

- PN 87555 Slotted design
- PN 89775 Solid design



ADVANCED WIRELESS CONTROL WINDOW MOUNT

Mount the wireless remote to your windshield, or other smooth, flat, non-porous surface.
PN 94437



CONTROL PACK RELOCATION KIT

Hardware and wiring required to mount the ZEON or ZEON Platinum control pack remotely from winch.

- PN 89970 ZEON, Short kit
- PN 89960 ZEON, Long kit
- PN 89970 ZEON Platinum, Short kit
- PN 92193 ZEON Platinum, Long kit

ADDITIONAL WIRING FOR ZEON PLATINUM (optional)

- Light harness kit (Short) PN 93373
- Light harness kit (Long) PN 93375

ADVANCED WIRELESS WINCH CONTROL

Replacement control for ZEON Platinum winches (not compatible with other winches).

PN 92531



WINCH REMOTE CONTROL

Remote control stands up to rough treatment off-road. Rubberized, ergonomic pistol-grip handle. Ultra-weather/mud resistant thanks to improved sealing. Simple, intuitive operation. 12' (3.7m) lead. Compatible with previous generation of WARN truck winches.

- PN 83665 Standard remote
- PN 83653 Remote for PowerPlant
- PN 83669 Remote for Endurance 12.0
- PN 83658 Remote for 9.5ti, 9.5cti, and 16.5ti

WIRELESS WINCH CONTROL SYSTEM

The WARN Wireless Control System lets you remotely control your WARN winch from up to 50' away. The new system is plug-and-play: It simply plugs in where you'd normally attach your corded remote—no wiring, no hassle. Weatherproof transmitter has two large buttons making it easy to operate, even while wearing gloves.

- Two-color LED provides clear operator feedback
- Control your winch from up to 50' away
- Easy plug-and-play installation
- Sealed for protection against the elements



PN 90287 For Truck and Utility Winches. Works with all five-wire truck winches (does not work with ZEON Platinum)

QUICK CONNECT BOOSTER CABLES

This kit provides convenient power connections that utilize the WARN heavy-duty Quick Connect system. Features 4 gauge copper cable construction. Includes:

- 4' (1.2m) battery connector cable with Quick Connect plug for easy access to battery power without opening the hood
- 16' (5m) booster assembly with connector clamps allow stranded vehicles' battery to be reached from almost any position
- Quick Connect plug dust cover keeps connector clean and ready to use
- Installation hardware for easy installation to either top or side post batteries



PN 26769

PN 26769 Complete kit as described above


PN 26771 16'/5m booster assembly with connector clamps only

QUICK CONNECT POWER ACCESSORIES

Quick Connect power accessories provide a safe and simple power source for portable winches and booster cables. Plugs allow convenient connection and disconnection to the battery power source. Power connections can be added to the front, rear or both ends of the vehicle.

Heavy-duty, for winches over 3,000 lbs. capacity:

- PN 22680 Quick Connect plugs for 2-4 ga. cable, one pair
- PN 36080 28"/71cm Quick Connect power cable, for attachment to winch control pack
- PN 26405 90"/2.2m Quick Connect power cable, for front of vehicle
- PN 32963 20'/6m Quick Connect power cable, for rear of vehicle. Includes power interrupt kit
- PN 32966 24'/8m Quick Connect power cable, for rear of vehicle. Includes power interrupt kit
- PN 69847 Quick Connect plug dust covers



POWER INTERRUPT KIT

Allows you to connect aftermarket accessories to a battery lead and then disconnect power from a dash mounted switch. Recommended for extra protection. PN 62132





WARN TREE TRUNK PROTECTOR

Use this rigging strap along with a clevis/D-shackle to secure the winch rope to a wide variety of anchor points and objects. This strap is designed to help protect a live tree from the kind of damage a choker chain or wire rope might cause. Constructed of tough, high quality nylon webbing. Red warning marker encased in the strap is designed to indicate damaged webbing. End loops are reinforced with abrasion-resistant wear pads.

PN 88995 4" x 8' (10cm x 2.4m) tree trunk protector. Rated to 30,000 Lbs. (13,607 kg).

PN 88897 2" x 8' (5cm x 2.4m) tree trunk protector. Rated to 14,400 Lbs. (6531 kg)

PN 88896 1" x 8' (2.5cm x 2.4m) tree trunk protector. Rated to 6400 Lbs. (2900 kg)

WARN RECOVERY STRAPS

Use a recovery strap to "snatch" or pull out a stuck vehicle. Nylon webbing absorbs the shock of heavy pulls, while the elastic rebound energy aids in quick recovery. Constructed of tough, high quality nylon webbing. Red warning marker encased in the strap indicates damaged webbing. End loops are reinforced with abrasion-resistant wear pads. Note: you should never use a recovery strap in a winching operation. For winching operations use a tree trunk protector strap or choker chain.



Red warning marker is encased in the strap to indicate damaged webbing

PN 88924 3" x 30' (8cm x 9m) premium recovery strap. Rated to 21,600 Lbs. (9797 kg) Features a 18" (457mm) nylon sliding sleeve to help prevent excessive wear caused by exposure to sharp objects.

PN 88922 2" x 30' (5cm x 9m) premium recovery strap. Rated to 14,400 Lbs. (8165 kg). Features a 18" (457mm) nylon sliding sleeve to help prevent excessive wear caused by exposure to sharp objects.

PN 88913 3" x 30' (8cm x 9m) standard recovery strap. Rated to 21,600 Lbs. (9797 kg)

PN 88911 2" x 30' (5cm x 9m) standard recovery strap. Rated to 14,400 Lbs. (6531 kg)

PN 15640



PN 63490



WARN SNATCH BLOCKS

Used properly, the multi-purpose snatch block can double the pulling power of any winch, or change your pulling direction without damaging the wire rope. They also help to reduce heat build up and amp draw.

PN 63490 33,000 Lbs. (14968 kg) maximum capacity heavy-duty snatch block, with grease port. For winch capacities to 16,500 Lbs. (7484 kg) with 7/16" (11mm) wire rope.

PN 15640 24,000 Lbs (10886 kg) maximum capacity heavy-duty snatch block, with grease port. For winch capacities to 12,000 Lbs. (5440 kg) with 3/8" (9.5mm) wire rope.

PN 88899 20,000 Lbs (9072 kg) maximum capacity snatch block, with grease port and overload indicator. For winch capacities to 10,000 Lbs (4535 kg) with 5/16" (8mm) wire rope.

PN 88899



ROLLER FAIRLEAD

Reduces wire rope wear, especially on pulls at severe angles. Zinc plated finish.

PN 5742 For winches over 6,000 Lbs./2721 kg capacity (except M15000 and 16.5ti).

PN 69394 For M15000 and 16.5ti winches.



HAWSE FAIRLEADS

WARN offers two types of hawse fairleads: standard black and polished aluminum. The black unit is good for use with wire rope on winches with a 6,000 lb. pull capacity or greater. The polished-aluminum fairleads are designed to be used with synthetic rope only, and decrease the possibility of fraying.

PN 73850 Standard hawse fairlead

PN 87914 Polished aluminum hawse fairlead (standard drum)

PN 73852 Polished aluminum hawse fairlead (short drum)



FAIRLEAD COVER

Roller fairlead covers are made of high-strength ABS co-laminate and attach easily to a roller fairlead.

PN 60390 Fits the Trans4mer, Classic Bumper, Combo Kit, and Jeep mounting kits.

PN 25580 Fits Semi-Hidden Kit (Sierra & Super Duty)

PN 63499 Replacement fairlead cover for SST carrier cover (with mid-frame winch)

PN 63500 Replacement fairlead cover for SST carrier cover (with large-frame winch)



Roller fairlead cover
PN 60390 for Trans4mer
winch mounting system

SHACKLE

The clevis D-shackle provides a means for connecting the looped ends of cables, straps and snatch blocks. The shackle's pin is threaded to allow easy removal.

PN 88999 For 6000 Lbs. (2721 kg) capacity winches and larger. 3/4" (20mm) shackle with 7/8" pin diameter

PN 88998 For 4500 Lbs. (2041 kg) capacity winches and under. 1/2" (12.7mm) pin diameter



TOW HOOKS

Secured properly to your vehicle's frame, tow hooks provide an attachment point for wire hooks, straps and chains, increasing your recovery options. Mounting hardware is included. Rated to 8,000 lbs. (3,629 kgs) capacity. Sold individually.

PN 13230 Black

PN 13200 Chrome



RECEIVER SHACKLE BRACKET

Combines a heavy-duty receiver bracket with a 3/4" (20mm) shackle. Utilizes a standard Class III receiver hitch as a recovery point for off-road use. Fits all standard Class III hitches (hitch pin not included).

PN 29312 Receiver shackle bracket

PN 63063 Hitch pin kit 5/8" (15.9mm) diameter hitch pin and clip. Fits 2" class III receiver.



WARN SPYDURA SYNTHETIC ROPE

Spydura® synthetic winch rope is constructed of a unique ultra high molecular weight polyethylene material and offers high abrasion resistance and tremendous tensile strength. Coated with high temperature urethane, equipped with a temperature resistant sleeve on the first layer and a ballistic nylon sliding sleeve, Spydura synthetic winch rope provides extreme protection against wear and abrasion. The unique self-tightening rope attachment designed to hold the rope secure on the winch drum makes this exclusive offering from WARN ideal for pushing the limits on the trail.

- Constructed of a unique ultra high molecular weight polyethylene material
- Delivers high abrasion resistance and excellent tensile strength
- Coated with urethane for increased UV and chemical resistance
- Includes a high temperature resistant sleeve on the first layer, and a unique self-tightening rope attachment designed to hold the rope secure on the winch drum
- A ballistic nylon sliding sleeve provides extra protection against abrasion and wear
- For WARN winches with 10,000 Lbs. (4535 kg) pull rating or less

PN 87915 100' of 3/8" diameter synthetic rope
PN 88468 80' of 3/8" diameter synthetic rope



Note: rope must be used with polished aluminum hawse fairlead



SPYDURA SYNTHETIC ROPE EXTENSION

- Rope with loop on both ends, allows you to extend the reach of your winch
- Reinforced soft eyes provide ease of use and reduce weight of extension
- Constructed of a unique ultra-high molecular weight polyethylene material
- Ballistic nylon sliding sleeve provides extra protection against wear and abrasion
- For Winches with 10,000 lb. (4535 kg) pull rating or less

PN 93118 25' of 3/8" diameter (7.62m, 9.5mm)
PN 93119 50' of 3/8" diameter (15.24m, 9.5mm)



NEW

SPYDURA PRO SYNTHETIC ROPE EXTENSION

- Spydura Pro Rope with loop on both ends, allows you to extend the reach of your winch
- Reinforced soft eyes provide ease of use and reduce weight of extension
- Ballistic nylon sliding sleeve provides extra protection against wear and abrasion
- Heat-treated construction

For Winches with 12,000 lb. (5443 kg) pull rating or less:
PN 93121 25' of 3/8" diameter (7.62m, 9.5mm)
PN 93122 50' of 3/8" diameter (15.24m, 9.5mm)

For Winches with 18,000 lb. (8165 kg) pull rating or less:
PN 93325 25' of 7/16" diameter (7.62m, 11mm)
PN 93326 50' of 7/16" diameter (15.24m, 11mm)



NEW



WINCHING GLOVES

WARN winch gloves provide superior fit and protection. These gloves are designed to help protect your hands from the sharp barbs and abrasion that may occur when handling winch rope. Mandatory equipment when working with winch rope.

- Durable synthetic leather with Kevlar reinforcement resists abrasion
- Extra reinforcements provide superior knuckle and fingertip protection
- Shock absorbing palm
- Terry cloth sweat wipe, neoprene wrist and pull strap, ID tag

PN 91650 L
PN 88895 XL
PN 91600 XXL

REPLACEMENT WIRE ROPE

Damaged wire rope must be replaced to safely operate any winch. Constructed of aircraft wire rope and galvanized to help resist corrosion. Includes swaged loop on one end, and wire rope terminal on the other.



WIRE ROPE EXTENSION

Galvanized aircraft wire rope with loop on both ends allows you to extend the reach of your winch.

PN 25430 5/16" x 50' (8mm x 15m)
PN 25431 3/8" x 75' (9.5mm x 23m)



HOOK STRAP

The WARN hook strap is essential for proper handling of the hook. Use it to hold the hook and keep fingers away from the fairlead as the rope is being spooled in.

PN 69645

REPLACEMENT ROPES:

WINCH MODEL AND PN	ROPE LENGTH/DIAM	PART NUMBER
16.5ti, PN 68801	90', 7/16" (27m, 11mm)	PN 61950
M15000, PN 47801, 478022	90', 7/16" (27m, 11mm)	PN 61950
M12000, PN 17801, 265072	125', 3/8" (38m, 9.5mm)	PN 38423
ZEON Platinum 12, PN 92820	80', 3/8" (24m, 9.5mm)	PN 89213
ZEON Platinum 10, PN 92810	80', 3/8" (24m, 9.5mm)	PN 89213
ZEON Platinum 10-S, PN 92815	100', 3/8" (9.52mm x 30m)	PN 87915
PowerPlant 9.5, PN 91800	125', 5/16" (38m, 8mm)	PN 38312
PowerPlant 12, PN 91801	80', 3/8" (24m, 9.5mm)	PN 74313
Endurance 12.0, PN 73010	80', 3/8" (24m, 9.5mm)	PN 74313
9.5xp, PN 68500	100', 5/16" (30m, 8mm)	PN 38314
9.5xp-s, PN 87310	100', 3/8" (9.52mm x 30m)	PN 87915
9.5cti, PN 97550, 85760, 85757	125', 5/16" (38m, 8mm)	PN 38312
9.5cti-s, PN 97600	100', 3/8" (9.52mm x 30m)	PN 87915
9.0RC, PN 71550	50', 3/8" (15m, 9.5mm)	PN 71717
ZEON 8, PN 88980	100', 5/16" (30m, 8mm)	PN 89212
ZEON 8-S, PN 89305	100', 3/8" (9.52mm x 30m)	PN 87915
ZEON 10, PN 88990, 90665, 90340	80', 3/8" (24m, 9.5mm)	PN 89213
ZEON 10-S, PN 89611, 90360	100', 3/8" (9.52mm x 30m)	PN 87915
ZEON 12, PN 89120, 90666	80', 3/8" (24m, 9.5mm)	PN 89213
XD9000i, PN 27550, 37441	125', 5/16" (38m, 8mm)	PN 38312
XD9000, PN 28500	100', 5/16" (30m, 8mm)	PN 38314
M8274-50, PN 3863, 375832	150', 5/16" (46m, 8mm)	PN 38311
M8000, PN 26502, 265032	100', 5/16" (30m, 8mm)	PN 38314
M8000-s, PN 87800	100', 3/8" (9.52mm x 30m)	PN 87915
VR8000, PN 86245	94', 5/16" (28.6m, 8mm)	PN 86514
VR8000-s, PN 87835	100', 3/8" (9.52mm x 30m)	PN 87915
VR10000, PN 86255	94', 3/8" (28.6m, 9.5mm)	PN 86515
VR10000-s, PN 87840	100', 3/8" (9.52mm x 30m)	PN 87915
VR12000, PN 86260	94', 3/8" (28.6m, 9.5mm)	PN 86515



WARN WINCH DAMPER

The WARN Winch Damper helps to prevent rope recoil in the event of a rope failure. While rope failure does not happen often, this damper will help the rope fall to the ground if such an event were to occur. Made from durable vinyl, the WARN Winch Damper also features a pocket for rigging accessories, a rubber-coated center section to prevent it from sliding down the line, and a reflective strip for increased visibility. The product also complies with 4WD competition damper regulations.

- Rubber-coated center section guards against sliding
- Durable vinyl construction
- Pocket for accessory storage
- Reflective strip for increased visibility
- Complies with 4WD competition damper requirements

PN 91575





NEOPRENE WINCH COVERS

Keep your WARN winch looking new with these Neoprene winch covers. Made from durable, form-fitting Neoprene, these covers provide protection from flying stones, road debris, and the elements.

- Elastic cover stretches over winch and resists flapping—no cords or straps
- UV protectant spray included to prolong the life of the winch cover

PN 81762 Fits all PowerPlant winches

PN 81761 Fits 9.5cti and XD9000i winches

PN 91414: Fits M8000, XD9000, 9.5xp, VR8000/VR8000-S; VR10000/VR10000-S; VR12000

PN 91415: Fits all ZEON and ZEON Platinum winches



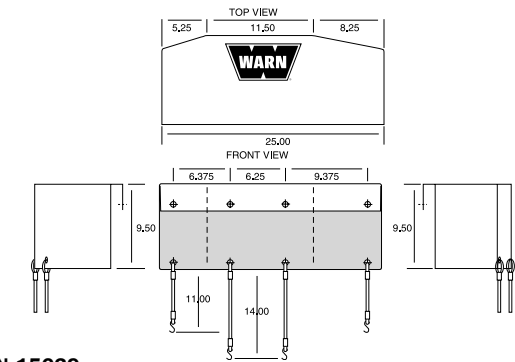
HARD COVER FOR XD9000i WINCH

Made from high impact co-laminate. For XD9i winch with a roller fairlead, mounted on the Trans4mer system only

PN 34035

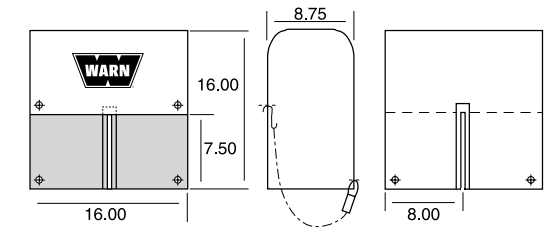
SOFT WINCH COVERS

WARN soft winch covers are made of durable nylon-backed vinyl, and hold securely with elastic bungee cord fasteners.



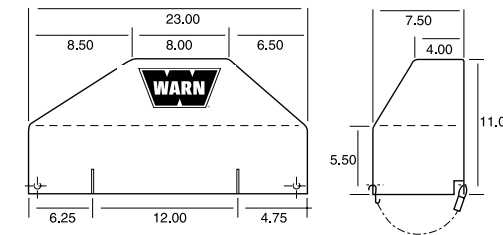
PN 15639

Fits the 16.5ti, M15000 and M12000 winches mounted on the Trans4mer, Classic Bumper and Flatbed Mount



PN 8557

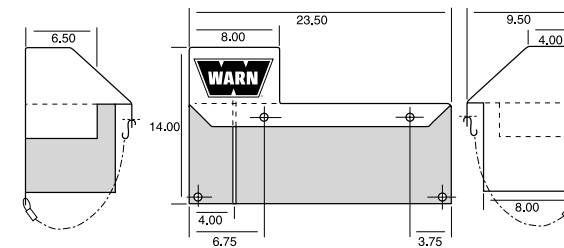
Fits the M8274-50 winch



PN 13917

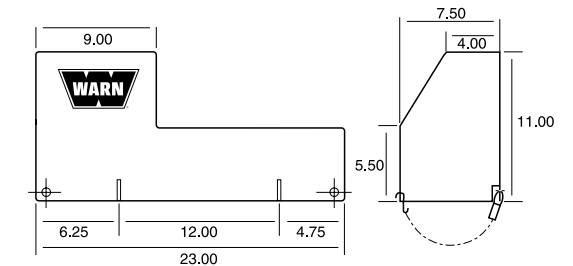
Fits 9.5cti, 9.5ti, XD9000i, and winches mounted on the Trans4mer, Combo Kit, Multi-Mount and Flatbed Mount

Fits 9.5xp, XD9000, M8000, VR8000, VR10000, VR12000 and M6000 (with control pack mounted behind winch motor), mounted on the Trans4mer, Combo Kit, Multi-Mount and Flatbed Mount



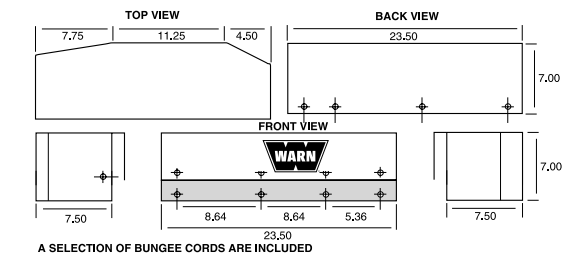
PN 13918

Fits 9.5xp, XD9000, M8000 and M6000 winches mounted on the Classic Bumper (when winch control pack is mounted behind the motor)



PN 13916

For the 9.5xp, XD9000, M8000, VR8000, VR10000, VR12000 and M6000 winches, mounted the Trans4mer and Combo Kit



PN 18250

Fits 9.5ti and XD9000i mounted on the Classic Bumper



MOUNTING SYSTEMS, BUMPERS & BODY ARMOR

PUSH THE ENVELOPE AND DRIVE WITH CONFIDENCE

Warn Industries means more than just winches. We manufacture a full line of mounting systems and specialty bumpers engineered specifically to withstand the stresses encountered in winching operations and off-road driving.

The WARN line also includes products that wrap your vehicle in rugged protection. Heavy gauge, steel body armor and accessories in the form of rock sliders, bumpers, and skid plates. All follow Warn Industries' legacy of durability and functionality.

WARN GEN II TRANS4MER MOUNTING SYSTEM

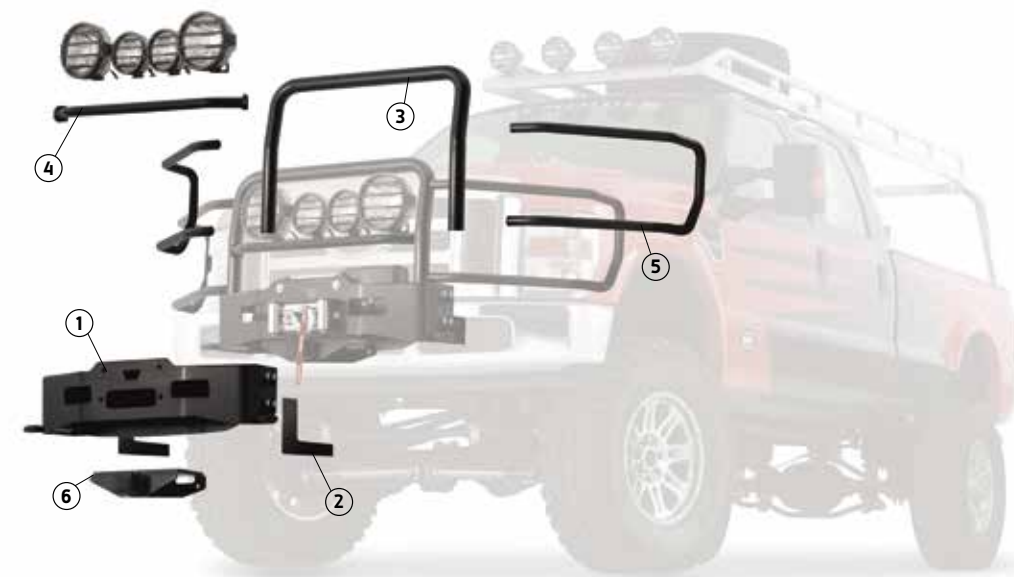
The WARN Gen II Trans4mer® winch tray attaches directly to your vehicle's frame, making it easier than ever to mount a winch to a vehicle. Now, whether you simply need a strong, durable place to mount your WARN winch, or you want the top-of-the line system with headlamp guards, grille guard, light bar, and front receiver, the WARN Gen II Trans4mer system is more accessible, durable, and versatile than ever before.



Gen II Trans4mer system, complete with all options



Gen II Trans4mer mounting kit, brackets, and 16.5ti winch



GEN II TRANS4MER COMPONENTS (sold separately):

1 Mounting Kit

- Required part
- Allows you to mount a WARN winch
- Available for mid-frame or large-frame winches
- Includes tow hooks
- Available in black or stainless steel finish

2 Mounting Brackets

- Required part
- Engineered to fit specific makes of vehicles

3 Grille Guard Kit

- Gives you extra protection to your vehicle's grille area
- Allows you to mount other optional parts
- Vehicle-specific application
- Available in black or stainless steel finish
- Choose from short* or tall version
- Optional part to kit

4 Light Bar Kit

- Lets you mount up to four WARN lights
- Attaches to the Grille Guard; has two different mounting positions
- Available in black or stainless steel finish
- Optional part (lights not included)

5 Headlamp Guard Kit

- Protects the area around your vehicle's headlamps
- Vehicle-specific application
- Attaches to Grille Guard
- Available in black or stainless steel finish
- Optional part to kit

6 Receiver Bracket Kit

- 2" receiver for the front of a vehicle.
- For use with WARN Multi-Mount system or receiver shackle
- Universal fit
- Available in black finish only
- Optional part to kit

* Light Bar and Headlamp Guards not compatible with short Grille Guard Kit



2008 Ford Super Duty equipped with WARN Gen II Trans4mer Mounting Kit



2011-13 Chevy Silverado 2500 equipped with WARN Gen II Trans4mer Mounting Kit and Grille Guard Tube (short version)



2011-15 Ford Super Duty equipped with WARN Gen II Trans4mer Mounting Kit, Grille Guard Tube (tall version), Headlamp Guards, and Light Bar



2014 Chevy Silverado HD equipped with WARN Gen II Trans4mer Mounting Kit, Grille Guard Tube (tall version), Headlamp Guards, and Light Bar



2010-15 Dodge HD equipped with WARN Gen II Trans4mer Mounting Kit, Grille Guard Tube (tall version), Headlamp Guards, and Light Bar



2011-15 Ram HD equipped with WARN Gen II Trans4mer Mounting Kit (stainless)



2006 Chevy Silverado equipped with the Trans4mer Grille Guard, Winch Carrier, VR12000 Winch



HIDDEN KIT WINCH MOUNTING SYSTEM

Some vehicle owners want the functionality of a winch, but without the winch visible on the front of the vehicle. For these folks, WARN offers the Hidden Kit Mounting System. With this kit, you can mount a WARN winch using factory frame holes while retaining the factory bumper. Available for select Chevrolet, GMC, Dodge, and Ford full-size trucks.



'02-'05 DODGE 1500 PICKUP The kit for the Ram 1500 mounts the winch completely behind the existing factory bumper, and will accommodate any WARN low-profile winch up to the 9.5xp. Access to controls is cleanly hidden behind the front grille.



'97-'03 FORD 4X4 F-150, F-250 AND EXPEDITION The winch mounts inside the factory bumper, and access to controls is gained through the large air intake. The wire rope is fed through a roller fairlead mounted beneath the bumper.



CHEVY AND GMC 1/2 TON PICKUPS AND SUVs This kit will handle your WARN winch, including the 9.5xp. While the winch is hidden and protected from the elements, the remote control extension (included with kit) allows you to plug the remote into your choice of several convenient locations.



'99-'12 FORD SUPER DUTY The WARN Hidden Kit for the Ford Super Duty will accommodate large-frame WARN winches (including the 16.5ti) behind the original bumper. Once installed, the bumper extends out only 6" more than stock, and any gaps can be filled in with the Skirting Kit (sold separately). The factory tow hooks remain intact and functional. Access to the winch controls is from the top.

WARN TRANS4MER MOUNTING SYSTEM

The original WARN Trans4mer® can be configured in several ways to match your needs. This system is engineered so the Grille Guard uprights bolt directly to the vehicle's frame, and the Winch Carrier then bolts to the Grille Guard uprights. All components are sold separately, so you can configure the system to meet your needs. Available for older-model full-size trucks.

TRANS4MER COMPONENTS (sold separately):

A.) Grille Guard

The foundation of the Trans4mer system. The Grille Guard comes with two uprights and two crossbars, and bolts directly to the vehicle's frame. It is a required component because it provides the base for all other options.

B.) Brush Guards

Add style and protection with brush guards that compliment your vehicle's lines.

C.) Winch Carrier

For a fixed winch mount, you'll need to add the Winch Carrier. Made of black powder-coated steel. Bolts to grille guard.

E.) Front Receiver Bar

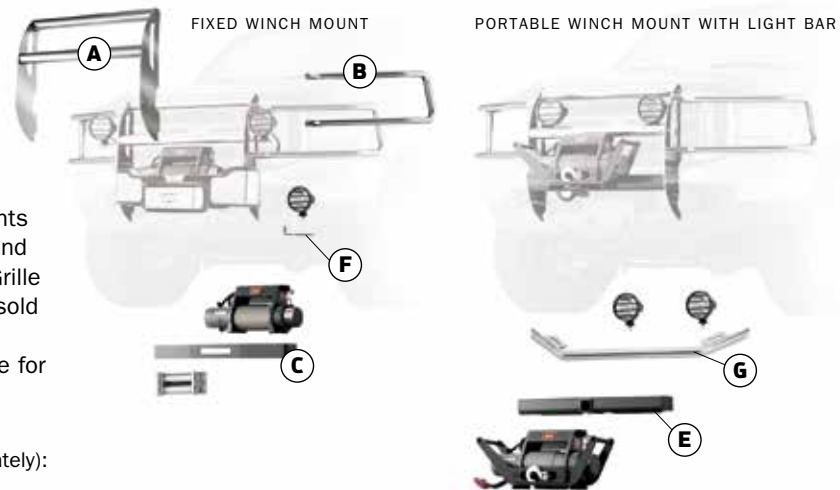
For a portable winch mount, choose the 2" front receiver. Designed to hold the Multi-Mount winch. Bolts to grille guard.

F.) Light Mounting Brackets

"L" shaped brackets are designed to mount lights from the sides of the grille guard.

G.) Light Mounting Bar

Light bar with two mounting tabs can be easily added to the Trans4mer system. Bolts to grille guard.



Choice of finish: polished stainless or black powder-coat



Chevrolet Suburban equipped with black Trans4mer grille guard, brush guards, winch carrier, and 9.5cti winch.



WARN HD BUMPERS FOR CHEVY, DODGE, AND FORD TRUCKS

When you want the ultimate front bumper for your truck, you want the WARN Heavy Duty Bumper. These units are contoured to the shape of the vehicle's grille and body and have that custom-made look. They offer excellent protection thanks to a one-piece welded design that incorporates round light ports and a concealed winch mount. The WARN Heavy Duty Bumper is for the larger capacity WARN winches, including the 16.5ti.

KEY FEATURES INCLUDE:

- Welded, one-piece construction uses heavy 1/4" and 3/16" thick steel
- Integrated winch mounting structure provides maximum strength. Rated for use with all WARN Heavyweight Series winches, including the 16.5ti
- Bumpers available with or without tubular grille/brush guard
- Brush guards constructed of large diameter, welded steel tubing
- Welded eyelets for D-shackles (shackles sold separately)
- Bumper design provides generous tire clearance and accommodates oversize tires
- Bumper features integrated light ports, and includes WARN W350F Fog Lights with wireless remote. Additional light mounting holes on top of the bumper
- Black powder-coat finish with undercoat delivers maximum durability
- Commercial duty rated and fleet approved



2011 Ford Super Duty F-250, F-350, F-450, F-550



Accepts any large-frame (foot-forward) WARN winch.



Bumper comes with WARN W-350F Fog Beams. The 55W H3 halogen bulb and 66-degree bar-shaped light beam deliver great low-visibility performance. Includes wireless control switch.

2011 Chevy Silverado HD 2500/3500

2010-11 Dodge Ram HD 2500/3500 and 2011 Dodge Ram 4500/5500



WARN ELITE SERIES™ FRONT BUMPER FOR THE JEEP WRANGLER JK

Whether you're planning an overland expedition or just out exploring, these bumpers are designed for life off road. Features include a low, recessed winch mount for the ultimate winch protection, and a wrap-around design that offers strength and style. There are recessed ports and mounts for auxiliary lights, and a welded-on CNC-

formed grille tube for increased protection (optional). There are recessed jack points for increased recovery options, and eyelets for D-shackles. Mounting fasteners are hidden inside the bumper for a clean finish and reduced corrosion. This is the ultimate bumper for those who are looking for versatility, capability, and protection.



WARN Elite Series Front Bumper, with welded-on grille guard tube

FEATURES

- Recessed winch mount accepts all WARN mid-frame winches 12,000 lbs. capacity and under (excluding M8274-50)
- Recessed light ports and mounts for auxiliary lights (lights sold separately)
- Laser cut and CNC-formed steel construction
- Available with and without welded-on, CNC-formed grille guard tube
- Recessed jack points for more stable jack positioning
- Sand blasted prior to powder-coat for increased coating durability
- Mounting fasteners hidden inside for clean finish and reduced fastener corrosion



WARN Elite Series Front Bumper, without grille guard tube



WARN ELITE SERIES REAR BUMPER AND TIRE CARRIER FOR THE JEEP WRANGLER JK

The new WARN Elite Series™ Rear Bumper for the Jeep Wrangler JK and new JK Tire Carrier have been engineered and built to be more durable and easier to use. The Elite Series Rear Bumper is made from durable 1/8" and 3/16" steel and covered in a corrosion-resistant black powder coating. It features raised corners for increased departure angles to maximize off road performance and has welded eyelets for D-rings to increase your recovery options. This bumper will work with the factory receiver hitch and can accommodate up to a 40" spare tire. The new JK Tire Carrier uses a chassis-mounted pivot and has a tailgate-synchronized swing-out design. It can be easily opened with one hand, and takes the weight off of the tailgate. Plus, the unique anti-vibration design keeps things quiet on and off the trail.

PN 89525 (rear bumper)
PN 89800 (tire carrier)
PN 90030 (optional mount for off-road jack)



ROCK CRAWLER STUBBY BUMPER FOR JEEP WRANGLER JK AND TJ

For those looking to equip their vehicle for serious rock crawling, WARN now offers a narrower version of the popular Rock Crawler Bumper. Laser-cut and CNC-formed for durability, these bumpers have eyelets for D-shackles and recessed mounting hardware for a clean finish and reduced fastener corrosion. All bumpers include a winch mount that accepts all WARN mid-frame winches, 12,000 lbs. capacity and under (excluding M8274-50 winch*).

The bumper for the Jeep JK also features recessed jack points for increased recovery options. There are also recessed ports and mounts for auxiliary lights – including factory lights. An available version with a welded-on CNC-formed grille tube provides increased front-end protection (JK only).

* Winch mounting plate PN 87675 required for mounting M8274-50 to JK Stubby Bumper without grille guard tube. M8274-50 winch is not compatible with TJ Stubby Bumper and JK Stubby Bumper with grille guard tube.



WARN Rock Crawler Stubby Bumper for the Jeep JK, without grille guard tube



WARN Rock Crawler Stubby Bumper for the Jeep JK, with welded-on grille guard tube



WARN Rock Crawler Stubby Bumper for the Jeep TJ



JOHNSON VALLEY, California—
When you bog down in the deep sticks, sand that never
seems to bottom out, and the forecast says 110° your
self-rescue gear better work.

ROCK CRAWLER FRONT BUMPER FOR JEEP WRANGLER JK, TJ, YJ, AND CJ

These bumpers have tapered ends for increased approach angles, welded eyelets to mount D-shackles, and pre-drilled holes to mount lights. Available for Jeep CJs, YJs, TJs, and JKs, these WARN bumpers are laser-cut from 3/16" steel, then CNC formed and robotically welded for precise fit. The bumpers wear a black powder-coated finish for durability and good looks.

JK WRANGLER

Shown equipped with front Rock Crawler Bumper, shackles, grille guard tube, front skid plate for factory blocker beam, and PowerPlant winch, and SDB-160 spot/flood lights.



TJ WRANGLER

Shown equipped with front Rock Crawler Bumper, shackles, winch mounting plate, PowerPlant winch and SDB-160 spot/flood lights. Grille guard is not pictured, but is available.

YJ WRANGLER

Shown equipped with front Rock Crawler Bumper, shackles, grille guard tube, winch mounting plate, XD9000i, and SDB-160 spot/flood lights.



'76-'86 CJ SCRAMBLER
Front Rock Crawler Bumper.



ROCK CRAWLER REAR BUMPER FOR JEEP WRANGLER JK, TJ, YJ, AND CJ

This tough, durable bumper gives maximum off-road performance, thanks to its tapered ends for increased approach angles. For increased recovery options on Jeep JK, TJ, YJ, and CJ, there's an integrated 2" receiver hitch to mount your portable winch or shackle bracket (not rated for towing). The Rear Rock Crawler JK Bumper features welded eyelets for D-shackles and a cutout for the factory receiver hitch.



TIRE CARRIER The WARN Tire Carrier for the Rock Crawler Rear Bumper is designed to carry a heavier wheel and tire, up to 37" in diameter. The carrier pivots on a robust 1-1/2" solid steel shaft pin that comes up through the bumper into the frame carrier. The shaft itself is welded – not bolted. Structural T-joint welds (vs. corner welds) will make this unit stand the test of time. A polyurethane pad reduces rattling. Includes frame reinforcing brackets.



WINCH MOUNTING PLATES FOR JEEP WRANGLER VEHICLES

Off-roaders have two options for mounting a WARN winch on their Jeep JK, TJ, YJ, or CJ. The first option is a plate that mounts the PowerPlant, 9.5cti and most other WARN winches to the WARN Rock Crawler bumper, or standard factory bumper.

The second option is a mounting plate that marries the WARN M8274-50 to the WARN Rock Crawler or factory bumper. An optional grille guard tube is available for this kit, too.

GRILLE GUARD TUBE FOR JEEP TJ STOCK BUMPER

Black, powder-coated steel tube for the Jeep Wrangler TJ factory bumper. Accommodates all current WARN winches (except M8274-50).

Note: WARN winch plate is required



Winch mounting plate kit for **JEEP JK WRANGLER**
For mounting M8274-50 Winch


Winch mounting plate for **JEEP TJ WRANGLER**
For mounting M8274-50 Winch

Winch mounting plate for **JEEP TJ WRANGLER**
For all current WARN mid-frame winches, except M8274-50

Winch mounting plate for **JEEP CJ WRANGLER**
For all current WARN mid-frame winches, except M8274-50

Winch mounting plate for **JEEP YJ WRANGLER**
For all current WARN mid-frame winches, except M8274-50

Note: not all available kits are pictured above. See the WARN app guide for part numbers and more information.



UNIVERSAL FLATBED WINCH MOUNTING PLATES

FOOT DOWN WINCH MOUNT


Kit includes winch mounting plate, solenoid mounting bracket and nuts and bolts kit. Pre-drilled to mount the ZEON, PowerPlant, Endurance 12.0, 9.5cti, 9.5xp, XD9i, XD9, M8, and VR8 winches.

PN 13942 Foot down winch mount kit **PN 60368** Plate only

FOOT FORWARD WINCH MOUNT

Kit includes winch mounting plate with nuts and bolts kit. Pre-drilled to mount the ZEON, M12, 9.5xp, XD9, M8274-50, M8, and VR8 winches (not pictured).

PN 11078 Foot forward winch mount kit (not pictured)



FOOT DOWN WINCH MOUNT FOR TRAILERS

Designed to be mounted to a trailer. The ends of the mounting plate are cut at an angle to accommodate the shape of a trailer tongue (other plates are square on the ends). Pre-drilled to mount the ZEON, 9.5cti, 9.5xp, XD9i, XD9, M8, VR8, and the WARN 1700 and 4700 winches. Kit includes mounting plate and filler plate (filler plate is designed to mount WARN utility winch fairlead).

PN 63885 Foot down winch mount kit **PN 68782** Filler plate only



WARN BODY ARMOR FOR JEEP VEHICLES

Tube style rock sliders **PN 74580** '07-14 JK, two door for the Wrangler JK **PN 74575** '07-14 JK, four door



WARN ROCK SLIDERS FOR THE JEEP WRANGLER

Take on the toughest trails with WARN Rock Sliders. These rugged parts are designed to guard against damage from rocks and boulders, keeping your vehicle looking and performing at its best. Thick steel construction and black powder-coated finish ensure durability and good looks. For the TJ, YJ, and CJ, the steel plate bolts right to the Jeep's body. For Wrangler JK tube-style sliders use support brackets to bolt to the frame/subframe. Mounting hardware is included.

Plate style rock sliders for the Wrangler TJ, YJ and CJ

PN 69875 '04-05 TJ Unlimited
PN 71500 '03-06 TJ
PN 63002 '97-02 TJ
PN 63003 '87-96 YJ
PN 63004 '76-86 CJ7



WARN OIL PAN SKID PLATE FOR THE JEEP TJ WRANGLER

Bolt-on design with a frame attachment bracket that allows drive shaft travel. It also means easy conversion from a stock to lifted vehicle. Made from 1/8" 11-gauge steel and black powder-coated.

PN 65020 Jeep '97-03 TJ (6-cylinder. Excludes Rubicon and Unlimited models)



WARN STEERING BOX SKID PLATE FOR THE JEEP WRANGLER

Provides maximum protection and clearance. Large holes allow for debris clearance without sacrificing structural support. Made from 3/16" steel and black powder-coated.

PN 64250 Jeep TJ '97-06 (includes Rubicon)

WARN DIFFERENTIAL SKID PLATE

Provides full protective coverage. Slides over objects and won't snag or hang up. Made from 3/16" steel. Available in black powder-coat.

PN 65443 (Dana 30, black)
PN 65447 (Dana 44, black)



WARN FUEL TANK SKID PLATE FOR THE JEEP WRANGLER

Bolts directly onto the frame using the existing factory attachment points. On the TJ model, the skid plate has a dropped center relief for proper fuel pump clearance and protection. Both plates feature drain holes to keep the plate free of debris. Durable black powder-coat finish fights off rust.

PN 67820 Fuel tank skid plate for the Jeep TJ Wrangler
PN 66550 Fuel tank skid plate for the Jeep YJ Wrangler

WARN ROCK CRAWLER BUMPERS FOR THE TOYOTA PICKUP



Shown with optional grille guard tube

FRONT

This bumper replaces the factory front bumper for increased off-road performance, durability, and style. These units showcase sloped vertical surfaces, which are tapered and welded. This is to maintain approach angles and not act like a plow in deep mud or snow. The bumper's sides continue around to match up with the vehicle's flares and style lines. Welded eyelets are ready for D-shackles and the winch mounting system is integrated and pull-tested for mid-frame winches up to 12,000 lbs. Made from 3/16" and 1/4" steel, and covered in a black powder-coated finish (Note: not rated for tow-bar use, does not fit ZEON winches).

REAR

The WARN Rock Crawler Rear Bumper for the Toyota Pickup is designed with off-road performance in mind. The bumper sits high and tight, and is sloped to maintain approach angles and ground clearance. Welded eyelets will mount D-shackles, creating anchor points to increase your vehicle's recovery options.

These bumpers are built from 3/16" and 1/4" laser-cut steel, which is CNC formed, and robotically welded for excellent fit and durability. These units come finished in a black powder coating, and are compatible with factory and aftermarket rear receivers.

OFF-ROAD BUMPERS FOR THE TOYOTA FJ CRUISER

Warn Industries offers front and rear Off-Road Bumpers for the Toyota FJ Cruiser to allow greater off-road recovery options. The Front Bumper accepts all current WARN mid-frame winches up to 12,000 lbs., including the PowerPlant Dual Force, and features an integrated grille guard, light brackets, and fog lamp mounts.

The Rear Bumper fits around the factory receiver hitch and accommodates the factory back-up sensors if so equipped. It has welded eyelets for D-shackles, and there's a recessed area allowing up to a 33" tire to be transported on the factory tire carrier.

Both bumpers wear a black powder-coated wrinkle finish for good looks and outstanding durability.



MULTI-MOUNT WINCH MOUNTING SYSTEM

For those looking for added versatility with their winch, the WARN Multi-Mount system allows you to have a winch on the front or rear of the vehicle for maximum flexibility. Simply add the receiver to the front of the vehicle, and the Quick Connect wiring to the rear, and you're ready to go.



WARN FRONT RECEIVER

One of the simplest ways to mount your portable winch is with the WARN 2" front receiver. Installation is easy. The receiver mounts directly on most vehicle frames without drilling.



QUICK CONNECT POWER ACCESSORIES

- A). Dust Cover (for Quick Connect plug) **PN 69847**
- B). Quick Connect and 28"/71cm power lead. Connects to winch **PN 36080**
- C). Quick Connect plugs only, no power lead **PN 22680**
- D). Quick Connect and 7.5'/2.2m power lead, for front mounting of portable winch **PN 26405**
- E). Quick Connect booster cable kit **PN 26769**



WINCH CARRIER

Mount your WARN winch to this carrier for a portable winch configuration. Constructed of black coated steel. Pre-drilled to mount the ZEON 8 and 10, 9.5xp, XD9000i, XD9000, M8000, VR8000 and M6000 winches. Carrier kit includes Quick Connect wiring for front of vehicle (winch and rear wiring sold separately).

PN 89990 ZEON winch carrier and wiring for front of vehicle. ZEON winch sold separately.

PN 26370 Winch carrier and wiring for front of vehicle. Winch sold separately. Note: to mount the 9.5ti/cti you must purchase as a complete kit.

PN 75330 Multi-Mount Winch Carrier for PowerPlant 9.5. PowerPlant sold separately. Includes wiring for front of vehicle.

QUICK CONNECTOR WIRING KITS FOR REAR OF VEHICLE



20'/6m connection for rear of vehicle. Includes Power Interrupt kit and dust cover **PN 32963**

24'/8m connection for rear of vehicle. Includes Power Interrupt kit and dust cover **PN 32966**

PORTABLE WINCH KITS

Kits include winch, remote control, winch carrier, 7.5' power lead with Quick Connect plug for front of vehicle and hawse fairlead.



ZEON MULTI-MOUNT

ZEON 8 – 8,000 lb. capacity with steel rope and hawse fairlead. **PN 90260**

ZEON 8-S – 8,000 lb. capacity with Spydura® synthetic rope and polished aluminum hawse fairlead. **PN 90330**

ZEON 10 – 10,000 lb. capacity with steel rope and hawse fairlead. **PN 90340**

ZEON 10-S – 10,000 lb. capacity with Spydura synthetic rope and polished aluminum hawse fairlead. **PN 90360**

9.5cti MULTI-MOUNT

9.5cti – 9,500 lb. capacity with steel rope and hawse fairlead. **PN 85760**


9.5cti – 9,500 lb. capacity with steel rope and hawse fairlead, for the H2 Hummer. **PN 85757**

XD9000i MULTI-MOUNT

XD9000i – 9,000 lb. capacity with steel rope and hawse fairlead. **PN 37441**

AUXILIARY OFF-ROAD LIGHTS: SETTING THE OFF-ROAD WORLD ABLAZE

When you're out on the trail time flies, and day can easily slip into night. Out here, you need lights that deliver no-compromise performance that can light your way back to the pavement. WARN lights have the reliability and durability that come built into the WARN name—able to stand up to the most demanding situations.



NEW

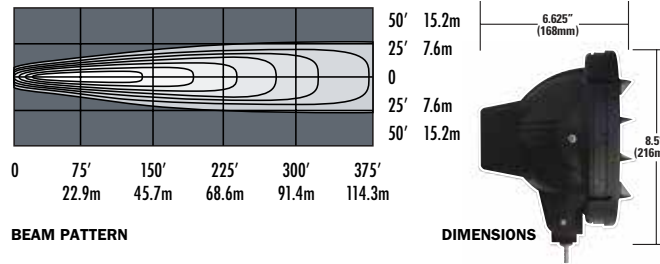
WARN WL SERIES LED SPOT AND FLOOD LIGHTS— LOOKING FOR ADVENTURE

WARN now offers a new series of LED lights designed to light up nighttime obstacles with minimal energy use. Utilizing cutting edge optical design, WARN WL Series LED Lights utilize Refractec optics to extract the maximum amount of light out of the latest generation Cree LEDs, while producing more overall effective lumens and candela. With WARN signature reliability and durable construction, these lights are built to last.

- Refractec optics
- 50,000+ hour LED lifespan
- Die-cast aluminum housing
- Durable polycarbonate lens
- Voltage protection
- Thermal management – heat sink
- IP68 certified
- Designed, engineered, & assembled in the USA
- Includes mounting hardware and harness



- PN 93910 4" Light Pod Spot – Single
- PN 93920 4" Light Pod Spot – Pair
- PN 93915 4" Light Pod Flood – Single
- PN 93925 4" Light Pod Flood – Pair
- PN 93930 6" Light Bar – Spot
- PN 93935 6" Light Bar – Flood
- PN 93940 10" Light Bar – Spot
- PN 93945 10" Light Bar – Flood
- PN 93950 20" Light Bar – Spot
- PN 93955 20" Light Bar – Flood
- PN 93965 Wiring Extension Kit – 3ft.
- PN 94605 Wiring Extension Kit – 15ft.
- PN 93960 Wiring Kit – Y adapter



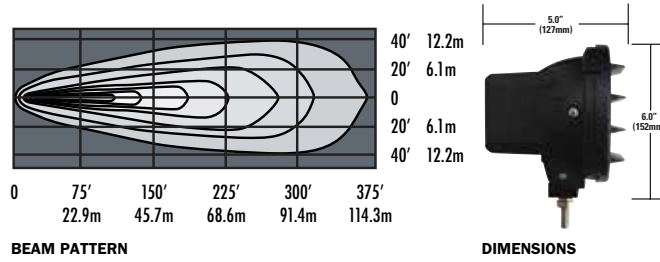
W7000-HID DRIVING LIGHTS

At 7" (17.8 cm) in diameter, these HID lights deliver outstanding range and spread, and will blaze a trail of intense white light through the darkest off-road terrain. The Xenon HID bulb is 300% brighter—and lasts 10 times longer—than 55W halogens. Features include tempered clear glass lenses, vaporized aluminum over die-cast aluminum reflectors for outstanding light output, and impact- and corrosion-resistant polymer cases for great weather resistance. The integrated ballast and wireless control switch allow for a straightforward installation.

- PN 82405** (kit)
- PN 82583** (single light only—no remote)



Kit contains two lights, mounting hardware, wireless control, transmitter, wiring, rock guards and covers



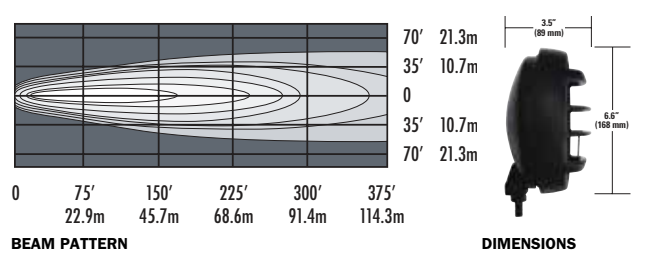
W4000-HID DRIVING LIGHTS

These 4" (10.2 cm) diameter HID lights have the extra light output, beam spread and reach you need to drive off-road with confidence. They're 300% brighter than a 55W halogen lights, have lower amp draw and last 10 times longer. Features include durable tempered clear glass lenses, sturdy vaporized aluminum over die-cast aluminum reflectors for maximum light output, and sealed corrosion-resistant polymer outer cases for weather resistance. A self-contained ballast and a wireless control switch mean installation is easy.

- PN 82400** (kit)
- PN 82579** (single light only—no remote)



Kit contains two lights, mounting hardware, wireless control, transmitter, wiring, rock guards and covers



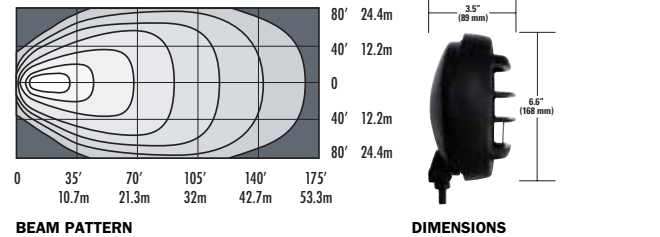
W6500 DRIVING LIGHTS

These big 6.5" (16.5 cm) halogen lights deliver outstanding performance, great value, and are ideal for increased visibility on the trail. Features include 55W H3 halogen bulbs, hardened clear glass lenses, vaporized aluminum over steel reflectors for maximum output, steel cases with a powder-coated finish for great weather resistance, and a thin profile for increased mounting options. These lights also come with a wireless control switch for simple installation.

- PN 82420** (kit)
- PN 82573** (single light only—no remote)



Kit contains two lights, mounting hardware, wireless control, transmitter, wiring, rock guards and covers



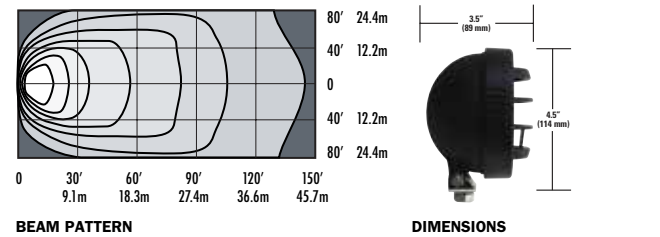
W650F FOG BEAMS

Designed to light the way through foggy, rainy, dusty, or snowy conditions, these fog beams feature large 6.5" (16.5 cm) diameter lenses and broad 70-degree beam spread. The hardened clear glass lenses have a dichroic coating, for a low-glare yellow light. Features include 55W H3 halogen bulbs, vaporized aluminum over steel reflectors for great light output, thin-profile powder-coated steel cases for excellent water resistance, and a wireless control switch for hassle-free installation.

- PN 82425** (kit)
- PN 82574** (single light only—no remote)



Kit contains two lights, mounting hardware, wireless control, transmitter, wiring, rock guards and covers



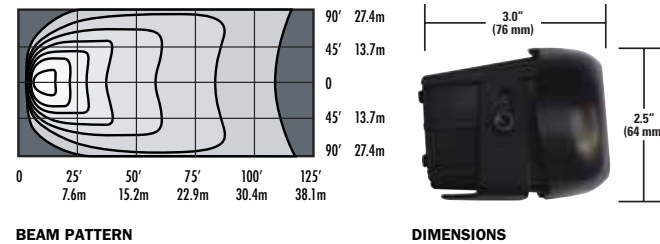
W350F FOG BEAMS

At 3.5" (8.9 cm) in diameter, these lights are the optimal medium-sized fog lights. The 55W H3 halogen bulb and 66-degree bar-shaped light beam deliver great low-visibility performance. Features include hardened clear glass lenses; vaporized aluminum over steel compound curve reflectors for maximum light output; and impact-resistant polymer cases with O-ring seals for excellent water resistance. These lights also have a wireless control switch, so there's no need to run wires through the firewall.

- PN 82410** (kit)
- PN 82567** (single light only—no remote)



Kit contains two lights, mounting hardware, wireless control, transmitter, wiring, rock guards and covers



W2030F FOG BEAMS

These compact 2" x 3" (5.1 cm x 7.6 cm), 55W halogen lights provide 66-degree bar-shaped beams of light, perfect for use in fog, rain, dust, or snow. Features include impact-resistant hardened blue glass lenses; durable vaporized aluminum over die-cast aluminum compound curve reflectors for maximum light output; and lightweight, corrosion-resistant aluminum cases. The new wireless control switch allows for easy installation without having to drill through the firewall.



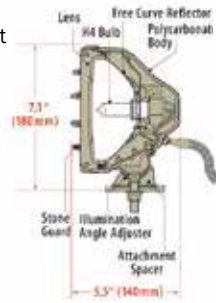
Kit contains two lights, mounting hardware, wireless control, transmitter, wiring, rock guards and covers

SDB-160 HB LIGHTS DRIVING/SPOT LIGHT

DRIVING LIGHTS TO SPOTS AT THE FLIP OF A SWITCH

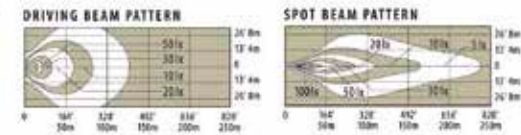
These rugged, efficient lights have been optimized for trail use. Wherever you go, WARN SDB lights resist shock and give you the rock solid durability that's made them trail favorites. Featuring a free curve reflector that lets the spot beam illuminate obstacles far ahead of your vehicle. Then, at the flip of a switch, you can change to driving lights.

- 6" dual-beam light; spot beam range is 770 feet; driving beam range is 410 feet
- Controlled by a dashboard switch
- Internal light frame protects the lamp against vibration and shock
- Stone guard protects the lens, and polycarbonate resin body is lightweight and impact resistant
- Kit includes: pair of lights, dashboard switch, wiring



Specs:
 BulbH4
 Rating 12V 100/90-Watt
 Max. brightness.....100,000CD

Effective Range:
 Driving beam.....410'/125m
 Spot beam.....770'/235m



Note: recommended for off-road use only.

PN 37606

SDB-210 HB DRIVING/SPOT LIGHT

DUAL BEAM LIGHTS ILLUMINATE WHAT LIES FAR AHEAD

Aggressive off-road drivers will appreciate a rugged, impact/shock resistant lamp with a spot beam capable of illuminating the trail for nearly three football fields ahead. Then flip a dual-beam control switch to get a driving beam wide enough to supplement vehicle headlights, and reveal sheet-metal ripping hidden obstacles and low points.

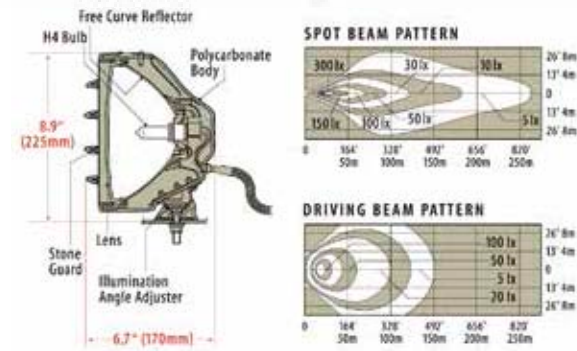
- 9" dual-beam light; spot beam range is 886 feet; driving beam range is 429 feet
- Controlled by a dashboard switch
- Internal light frame protects the lamp against vibration and shock
- Stone guard protects the lens, and polycarbonate resin body is lightweight and impact resistant
- Kit includes: pair of lights, dashboard switch, wiring

PN 37609

Specs:
 BulbH4
 Rating 12V 100/90-Watt
 Max. brightness..... 200,000CD

Effective Range:
 Spot beam 853'/260m
 Driving beam..... 492'/150m

Note: recommended for off-road use only.



HARD COVERS FOR WARN SDB LIGHTS

- Hard Cover for SDB-160 (Single)..... PN 38406
- Hard Cover for SDB-210 (Single)..... PN 38409




SDB LIGHTS, replacement bulbs and mounting bracket

- SDB-Series, replacement bulb, H2, 55 watt..... PN 38392
- SDB-Series, replacement bulb, H3, 55 watt coated (dichroic)..... PN 38393
- SDB-Series, replacement bulb, H4, 60/55 watt..... PN 60777
- SDB-Series, replacement bulb, H4, 90/100 watt..... PN 38394
- SDB-Series "L" mounting brackets (pair) PN 38405
- SDB-Series, replacement switch..... PN 38402



40 MILES FROM NOTHING, Alaska—Tough duty ZEON Platinum winch and good ol' SDB lights didn't even blink when called on to perform while submerged in frigid Alaskan rivers.



4WD HUBS

STILL IMPROVING & EXPANDING AFTER ALL THESE YEARS

Since the day Arthur Warn invented the locking hub, WARN has stayed at the forefront of hub technology. This year we're expanding the line to include new Premium Locking Hubs for late model Ford Super Duty trucks—the first generation to feature WARN's aggressive new hub styling. Check out the chrome and black offerings and remember: When it comes to hubs, WARN still dominates.

NEW



Easy turn dial, even if you're wearing gloves

Marine grade stainless steel hardware resists corrosion, keeps hubs looking great



Unique cartridge design allows for easier install and disassembly

Heat-treated Cro-Moly steel gears and upgraded bearing housing for greater strength and durability

WARN PREMIUM LOCKING HUBS FOR 2005+ FORD SUPER DUTY TRUCKS THE SUPER DUTY HAS MET ITS MATCH

The toughest truck around gets a new-look hub: WARN Premium Locking Hubs for Ford 2005 model-year and newer Super Duty Trucks. They're built to take the beatings modified rigs with bigger tires can dish out. With heat treated gears, all metal cap and dial, and corrosion-resistant stainless steel hardware, they'll shine on the job for years to come. Easy install. Easy turn dial. Easy maintenance. But darn hard to break.

PN 95060 (Black) **PN 95070** (Chrome)



Chrome or black powder-coat all-metal cap and dial with waterproof IP68 sealing



Made in the U.S.A. by Warn Industries, the uncompromising leader in hubs and 4WD technology





PREMIUM MANUAL HUBS

The WARN Premium Hub is a no-compromise hub designed for the hardcore off-roader or truck owner who will accept nothing less than the industry standard in performance.

The all metal construction and ZA Alloy dial ensure years of reliable functioning. This dial requires a full 9/10ths of a turn to ensure positive engagement of the inner drive gear to the clutch ring. To make sure they stay engaged, WARN Premium Hubs use a thick internal wave spring and heavy dial detents.

We know our Premium Hubs will be used hard, so we build them to last. We're so confident, that all WARN hubs are covered by a lifetime limited warranty.

STANDARD MANUAL HUBS

WARN Standard Hubs are the ideal choice for factory hub replacement. These are the same basic hubs Warn Industries has supplied to OEMs around the world. WARN standard hubs share many features with our Premium Hubs such as a 4140 steel clutch ring and inner drive gear, and a precision cast hub body.

WARN Standard Hubs are available in three styles to fit most 4WD vehicles: Internal Mount, External Mount and Flange Mount.

4WD HUBS APPLICATIONS

CHEVROLET/GMC

	Year	Cautionary Footnotes	Spline Count	Standard Manual PN	Premium Manual PN	Spindle Nut Kit Std/Prem	HUB SERVICE KIT Std	Prem
Blazer, Jimmy, Suburban	'69-91	G, H	19	9790	20990	32720	11967	20825
1/2 Ton Pickup	'69-87	G, H	19	9790	20990	32720	11967	20825
3/4 Ton Pickup	'60-76	G	19		9072			7302
3/4 Ton Pickup	'77-87	G, H	19	9790	20990	32720	11967	20825
1 Ton Pickup	'76-87	H	30	11690	38826	32721	11714	
1 Ton Pickup, V-Series Crew Cab	'88-90	H	30	11690	38826	32721	11714	
Geo Tracker	'89-00	J	26	39198	34581			7309

DODGE/RAM

1/2 Ton Pickup	'57-68		19		9072			7302
1/2 Ton Pickup & Ramcharger	'69-74		19	9790	20990		11967	20825
1/2, 3/4 Ton Pickup & Ramcharger	'80-93		19	9790	20990		11967	20825
3/4 Ton Pickup	'90-93		30	11690	38826		11714	
3/4 Ton Pickup	'57-74		19		9072			7302
1 Ton Pickup	'90-93		30	11690	38826		11714	

FORD

Bronco II, Ranger	'83-89	E, D	23	29070		27988	39128	
Explorer	'90-94	D, E	27	29071		32720	39128	
Ranger	'90-97	E, D	27	29071		32720	39128	
Bronco	'66-96	B, G, H	19	9790	20990	32720	11967	20825
1/2 Ton Pickup	'59-96	B, G, H	19	9790	20990	32720	11967	20825
3/4 Ton Pickup	'59-75		19	9790	20990		11967	20825
3/4 Ton Pickup, Light Duty	'77.5-97	H	19	9790	20990	32720	11967	20825
3/4 Ton Pickup, Heavy Duty	'63-77	G	19		9072			7302
3/4 Ton Pickup, Crew Cab only	'76-77.5		19		29063			7302
3/4 Ton Pickup, Heavy Duty	'78-97	H	30	11690	38826	32721	11714	11714
1 Ton Pickup	'78-97	H	30	11690	38826	32721	11714	11714
Super Duty (F-250/350; Excursion)	'99-04	K	30	11690	38826		11714	11714
Super Duty (F-250/350/450/550)	'05-15	K	35	95060				95080
Super Duty (F-250/350/450/550)	'05-15	K	35	95070				95080

INTERNATIONAL HARVESTER

Scout	'61-70		10		29062			7300
Scout II, Terra, Traveler	'71-80		27		9062			7300
1/2 Ton Pickup, Travelall	'68-75		19	9790	20990		11967	20825
1/2 Ton, 3/4 Ton Pickup	'56-72		19		9072			7302

ISUZU

Trooper II	'87-93		17		61385			61693
Rodeo	'91-99		17		61385			61693

JEEP

CJ, Universal, M38A1, Willys	'71 & Prior	A	10		29062			7300
CJ, Universal (6 bolt)	'72-80	G	27		9062			7300
CJ, Universal Scrambler (5 bolt)	'81-86	F	27	28751				
Jeepster C101 Commando	'66-71		10		29062			7300
Jeepster C104	'72-73		27		9062			7300
Gladiator, Wagoneer, Pickup	'73 & Prior		10		29062			7300
Full size Wagoneer, Cherokee								
J-10 Pickup, Commander	'74-91	G	19	9790	20990		11967	20825
J-20 Pickup (heavy axle)	'72-76		19		9072			7302
J-20 Pickup	'77-87		19	9790	20990		11967	20825
Jeep Station Wagon, Pickup	'65 & Prior		10		29062			7300

KIA

Sportage, Retona	'95-02		26	60247				
------------------	--------	--	----	-------	--	--	--	--

MAZDA

Pickup	'94-97	E	27	29071		32720		
Navajo	'90-94	E	27	29071		32720		

NISSAN

Pickup, Pathfinder	'86.5-89	I	27		28739			29061
Pickup, 4 cylinder	'90-93	I	27		28739			29061
Pickup (incl. Frontier), 4 cyl.	'94-01	I	28		29091			29061
Pickup (incl. Frontier), Pathfinder, 6 cyl.	'90-01	I	28		29091			29061
Xterra	'00	I	28		29091			29061

SUZUKI

Samurai, Sierra	'82-01	J	26		34581			7309
Sidekick, X-90, Vitara, Escudo	'89-01	J	26	39198	34581			7309

TOYOTA

Pickup, Hilux, 4-Runner, with ADD	'86-95	C	26		28761	29918		7309
Landcruiser	'63-75		6		28781			7309
Landcruiser	'76-87	C	30		28771	29918		7309
Pickup, Hilux, 4-Runner	'76-85	C	30		28771	29918		7309
T100	'93-99	C	26		28761	29918		7309
T100, W/ADD	'93-99		26		28761	29918		7309
Van, Previa	'86-92	C	26		28761	29918		7309
Tacoma(w/factory man.hubs)	'95-01		26		60459			7309
Hilux Int'l with Torsion bar susp.	'98-01	C			28761	29918		7309

CUSTOM APPLICATIONS

Dana 60 axle with 35 spline outer shafts (front only)			35		62672			11714
---	--	--	----	--	-------	--	--	-------

FOOTNOTES:

A Very early vehicles may require that the threaded axle end be cut off.

B Will not fit '87-early '88 model vehicles, flange mount. (Dealer item only. See Ford parts & service).

C When replacing automatic hubs with manual hubs, you must also purchase Spindle Nut Conversion Kit #27988 for '83-'89 vehicles; Conversion Kit #32720 for '90-'97.

D Very early '90 vehicles with 23 tooth axle spline require 1989 model hubs.

E When replacing factory automatic hubs with manual hubs, you must also purchase Spindle Nut Conversion Kit #27988 for '83-'89 vehicles; Conversion Kit #32720 for '90-'97.

F Will not fit vehicles with factory optional chrome wheels.

G Vehicles with full-time 4WD will require a transfer case conversion kit.

H When replacing automatic 3 hole cap screw hubs with manual hubs, you must purchase corresponding spindle nut conversion kit per application chart.

I Hub Set includes Stud Kit (PN 38003).

J Not for front axle disconnect systems.

K Will not fit dual wheel application.

L International only; will not fit vehicle produced in North America.



WARN POWERSPORTS: WHATEVER YOU RIDE, THERE'S SOMETHING FOR YOU

The WARN ATV and Side-by-Side lineup now features two distinct winch categories. The ProVantage™ Winches fit our hardcore users just fine...you know, those who love to ride, often in extreme conditions that demand a top-of-the-line winch. The WARN Vantage™ Winches are perfect for occasional users looking to save a little, without sacrificing WARN reliability. Either way, WARN Winches (and lights, bumpers, plow systems, body armor) are built to perform at the highest level. Because we ride like you do. All out, and all the time.

NORTHERN MINNESOTA—
Hunting all day, then quartering out a moose and
packing a hindquarter on the back of your ATV,
heading home and...oops. Stuck city. Self-rescue the
WARN way is a true lifesaver.





WARN PROVANTAGE 4500-S

THE MOST FEATURES, THE MOST POWER, AND SYNTHETIC ROPE—SPECIFICALLY FOR SIDE X SIDES

This industry-leading winch is the ultimate recovery tool for Side x Sides. With 50' of market-leading, durable, lightweight, easy-to-handle 7/32" synthetic rope; a powerful permanent magnet motor; all-metal gear end housing; and 4,500 lbs. of pulling capacity; this winch lets you ride with confidence knowing you've got the muscle to get out of a stuck situation. **PN 90451**



Includes illuminated dash-mounted control switch and corded remote.

SPECIFICATIONS:

Winch model: ProVantage 4500-S
Part number: 90451
Rated line pull: 4500 Lbs. (2041 kg) single-line
Motor: 12V permanent magnet
Sealing: Full
Gear train: 3-stage planetary
Rope material: Synthetic
Rope length & diameter: 50' x 7/32" (15m x 5.5mm)

Primary control: Dash mounted rocker (illuminated)
Remote control: Corded
Brake: Patented roller disc
Mechanical Warranty: Limited lifetime
Electrical Warranty: 3 year
Fairlead: Double powder-coated hawse

WARN PROVANTAGE 4500

DESIGNED FOR THE EXTRA WEIGHT OF A SIDE X SIDE, AND MADE WITH PREMIUM PARTS

When it comes to a winch for your Side x Side, you need extra pulling power, and this market-leading winch has it in spades. With a massive 4,500 lb. capacity, all-metal gear end housing, and a powerful permanent magnet motor, this winch has the extra grunt needed to pull your Side x Side or a heavy load with ease. **PN 90450**



Includes illuminated dash-mounted control switch and corded remote.

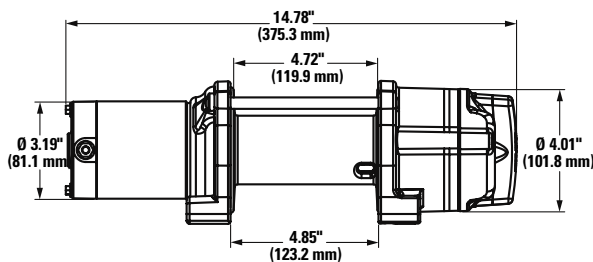
SPECIFICATIONS:

Winch model: ProVantage 4500
Part number: 90450
Rated line pull: 4500 Lbs. (2041 kg) single-line
Motor: 12V permanent magnet
Sealing: Full
Gear train: 3-stage planetary
Rope material: Wire
Rope length & diameter: 55' x 7/32" (17m x 5.5mm)

Primary control: Dash mounted rocker (illuminated)
Remote control: Corded
Brake: Patented roller disc
Mechanical Warranty: Limited lifetime
Electrical Warranty: 3 year
Fairlead: Plow roller

12V DC winch performance specs (first layer of drum)

Line Pull Lbs. (kg)	Line Speed Ft./min. (M/min.)	Motor Current	Pull by layer layer/Lbs. (kg)
0	23.6 (7.2)	19.1 amps	1/4500 (2041)
500 (227)	18.5 (5.6)	54.9 amps	2/3780 (1715)
1000 (454)	16.7 (5.1)	84.7 amps	3/3175 (1440)
1500 (680)	13.7 (4.2)	113.7 amps	4/2731 (1239)
2000 (907)	11.2(3.4)	144.7 amps	
2500 (1134)	8.4 (2.6)	175.0 amps	
3000 (1361)	7.3 (2.2)	206.3 amps	
3500 (1588)	5.7 (1.7)	241.2 amps	
4000 (1814)	3.6 (1.1)	278.8 amps	
4500 (2041)	2.9 (0.9)	318.0 amps	



Winch dimensions: 14.78" L. x 4.53" D. x 4.69" H. (375mm L. x 115mm D. x 119mm H.)
Mounting bolt pattern: 3.0" x 6.59" (76mm x 167mm)



CHRISTMAS VALLEY OHV AREA, Western US
 Even a Razor needs an extra edge—in this case, it's a tough duty WARN Bumper and ProVantage 3000 Winch. Roll on!



WARN PROVANTAGE 3500-S

EXTRA WINCHING POWER AND PREMIUM COMPONENTS FOR LARGER POWERSPORTS VEHICLES

If you're riding on the edge and pushing the limits on a large ATV or Side x Side, you need a winch that'll keep up. With 50' of lightweight, easy-to-handle 3/16" synthetic rope, a powerful permanent magnet motor, all-metal gear end housings, and a robust 3,500 lb. capacity, the last thing you'll worry about on the trail is getting stuck.

PN 90351



Includes corded remote and mini-rocker control switch with integrated socket.

SPECIFICATIONS:

Winch model: ProVantage 3500-S
Part number: 90351
Rated line pull: 3500 Lbs. (1588 kg) single-line
Motor: 12V permanent magnet
Sealing: Full
Gear train: 3-stage planetary
Rope material: Synthetic
Rope length & diameter: 50' x 3/16"(15m x 5mm)

Primary control: Handlebar mini-rocker with socket
Remote control: Corded
Brake: Patented roller disc
Mechanical Warranty: Limited lifetime
Electrical Warranty: 3 year
Fairlead: Double powder-coated hawse

WARN PROVANTAGE 3500

A POWERSPORTS WINCH BIG ON FEATURES AND STRENGTH

With a 3,500 lb. capacity, this winch is perfect for larger ATVs and Side x Sides. It packs the reliability and extra grunt you need to get the big jobs done. And with the durability of an all-metal gear end housing and a powerful permanent magnet motor, this winch works and plays as hard as you do.

PN 90350



Includes corded remote and mini-rocker control switch with integrated socket.

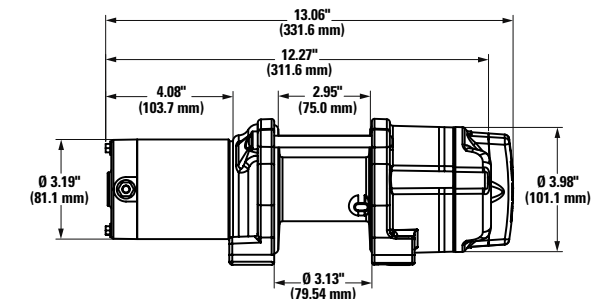
SPECIFICATIONS:

Winch model: ProVantage 3500
Part number: 90350
Rated line pull: 3500 Lbs. (1588 kg) single-line
Motor: 12V permanent magnet
Sealing: Full
Gear train: 3-stage planetary
Rope material: Wire
Rope length & diameter: 50' x 3/16"(15m x 5mm)

Primary control: Handlebar mini-rocker with socket
Remote control: Corded
Brake: Patented roller disc
Mechanical Warranty: Limited lifetime
Electrical Warranty: 3 year
Fairlead: Plow roller

12V DC winch performance specs (first layer of drum)

Line Pull Lbs. (kg)	Line Speed Ft./min. (M/min.)	Motor Current	Pull by layer: layer/Lbs. (kg)
0	21.1 (6.4)	21.6 amps	1/3500 (1588)
500 (227)	17.2 (5.2)	51.8 amps	2/2125 (1349)
1000 (454)	14.4 (4.4)	79.3 amps	3/1806 (1147)
1500 (680)	12.1 (3.7)	107.3 amps	4/1535 (975)
2000 (907)	9.9 (3.0)	137.9 amps	
2500 (1134)	8.1 (2.5)	168.0 amps	
3000 (1361)	6.8 (2.1)	194.4 amps	
3500 (1588)	5.8 (1.8)	220.0 amps	



Winch dimensions: 13.06" L. x 4.53" D. x 4.69" H. (331.6mm L. x 115mm D. x 119mm H.)
Mounting bolt pattern: 3.0" x 4.87" (76mm x 124mm)



PURE TENNESSEE MUCK—
 There's a point in most every ride where you're bone tired and you stick that front end where it doesn't belong and...well...you're damn glad you popped for a ProVantage Winch.





PACIFIC COAST RANGE, Elk Country—
After tracking elk all day, and finally bagging about
600 pounds worth, you gotta feel like dragging it up
to the trail? Nah. Let a WARN ProVantage Winch do
the nasty work.



WARN PROVANTAGE 2500-S

A WORKHORSE POWERSPORTS WINCH BUILT WITH PREMIUM COMPONENTS

This winch comes standard with premium-grade components and 50' of 3/16" synthetic rope. This rope has market-leading strength, is lightweight, and is easy to handle—perfect for those who push the limits on the trails. This top-of-the-line 2,500 lb. capacity winch, with all-metal end housings, has all the features you want and the durability and reliability you need.

PN 90251



Includes mini-rocker control switch with plug for corded remote (remote sold separately)

WARN PROVANTAGE 2500

THE ATV ENTHUSIAST'S CHOICE FOR SMALLER POWERSPORTS VEHICLES

With 2,500 lbs. of pulling capacity, this workhorse is equipped with premium components, and is ideal for recovering stuck ATVs on the trail or pulling heavy loads on the worksite. With an easy-to-use clutch dial, powerful permanent magnet motor, and all-metal gear housing, this winch is a market leader.

PN 90250



Includes mini-rocker control switch with plug for corded remote (remote sold separately)

SPECIFICATIONS:

Winch model: ProVantage 2500-S
Part number: 90251
Rated line pull: 2500 Lbs. (1134 kg) single-line
Motor: 12V permanent magnet
Sealing: Full
Gear train: 3-stage planetary
Rope material: Synthetic
Rope length & diameter: 50' x 3/16" (15m x 5mm)

Primary control: Handlebar mini-rocker with socket
Remote control: Optional
Brake: Patented roller disc
Mechanical Warranty: Limited lifetime
Electrical Warranty: 3 year
Fairlead: Double powder-coated hawse

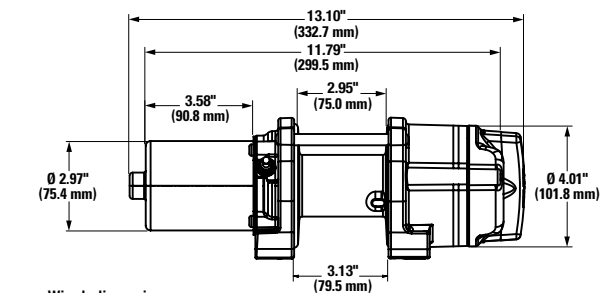
SPECIFICATIONS:

Winch model: ProVantage 2500
Part number: 90250
Rated line pull: 2500 Lbs. (1134 kg) single-line
Motor: 12V permanent magnet
Sealing: Full
Gear train: 3-stage planetary
Rope material: Wire
Rope length & diameter: 50' x 3/16" (15m x 5mm)

Primary control: Handlebar mini-rocker with socket
Remote control: Optional
Brake: Patented roller disc
Mechanical Warranty: Limited lifetime
Electrical Warranty: 3 year
Fairlead: Plow roller

12V DC winch performance specs (first layer of drum)

Line Pull Lbs. (kg)	Line Speed Ft./min. (M/min.)	Motor Current	Pull by layer: layer/Lbs. (kg)
0	18.7 (5.7)	16.8 amps	1/2500 (1134)
500 (227)	14.3 (4.4)	43.4 amps	2/2125 (964)
1000 (454)	11.5 (3.5)	68.8 amps	3/1806 (819)
1500 (680)	9.0 (2.7)	93.9 amps	4/1535 (696)
2000 (907)	6.9 (2.1)	121.0 amps	
2500 (1134)	5.4 (1.6)	152.4 amps	



Winch dimensions: 13.1" L x 4.53" D. x 4.69" H. (331.6mm L x 115mm D. x 119mm H.)
Mounting bolt pattern: 3.0" x 4.87" (76mm x 124mm)



CHRISTMAS VALLEY OHV AREA, Western US
 Even a Razor needs an extra edge—in this case, it's
 a tough duty WARN Bumper and ProVantage 3000
 Winch. Roll on!



WARN VANTAGE 4000-S

HIGH PULLING CAPACITY AND SYNTHETIC ROPE FOR SIDE X SIDE APPLICATIONS

This is the perfect winch for Side x Side owners who want a powerful 4,000 lb. capacity unit with lightweight, easy-to-handle synthetic rope. With plenty of muscle and the features you need, the Vantage 4000-S will let you push the limits on the trail.

PN 89041

SPECIFICATIONS:

Winch model: Vantage 4000-S
Part number: 89041
Rated line pull: 4000 Lbs. (1814 kg) single-line
Motor: 12V permanent magnet
Sealing: Full
Geartrain: 3-stage planetary
Rope material: Synthetic
Rope length & diameter: 50' x 7/32" (15m x 5.5mm)



Includes dash-mounted control switch and corded remote.

Primary control: Dash-mounted rocker
Remote control: Corded
Brake: Mechanical spring
Mechanical Warranty: 5 year
Electrical Warranty: 1 year
Fairlead: Powder-coated hawse

WARN VANTAGE 4000

BIG PULLING POWER AND LONG WIRE ROPE—SPECIFICALLY FOR SIDE X SIDES

The Vantage 4000 is the perfect winch for Side x Side owners who need reliable big pulling power. With a stout 4,000 lb. pulling capacity, 55' of wire rope, and best-in-class performance, this winch pulls the big Side x Sides with confidence.

PN 89040

SPECIFICATIONS:

Winch model: Vantage 4000
Part number: 89040
Rated line pull: 4000 Lbs. (1814 kg) single-line
Motor: 12V permanent magnet
Sealing: Full
Geartrain: 3-stage planetary
Rope material: Wire
Rope length & diameter: 55' x 7/32" (17m x 5.5mm)

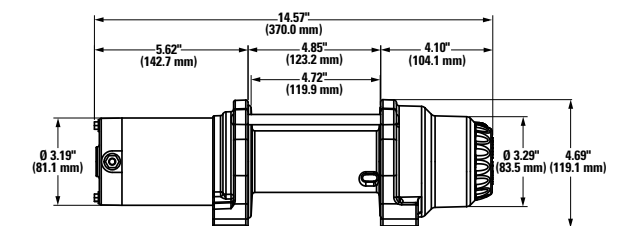


Includes dash-mounted control switch and corded remote.

Primary control: Dash-mounted rocker
Remote control: Corded
Brake: Mechanical spring
Mechanical Warranty: 5 year
Electrical Warranty: 1 year
Fairlead: Roller

12V DC winch performance specs (first layer of drum)

Line Pull Lbs. (kg)	Line Speed Ft./min. (M/min.)	Motor Current	Pull by layer: layer/Lbs. (kg)
0	18.6 (5.7)	21.6 amps	1/4000 (1814)
500 (227)	15.8 (4.8)	40.7 amps	2/3360 (1524)
1000 (454)	13.7 (4.2)	61.8 amps	3/2822 (1280)
1500 (680)	11.6 (3.5)	84.2 amps	4/2371 (1075)
2000 (907)	10.0 (3)	106.4 amps	
2500 (1134)	8.7 (2.7)	129 amps	
3000 (1361)	7.3 (2.2)	152.5 amps	
3500 (1588)	6.2 (1.9)	176.8 amps	
4000 (1814)	5.3 (1.6)	200.8 amps	



Winch dimensions:
 14.57" L x 4.53" D. x 4.69" H.
 (370mm L. x 115mm D. x 119mm H.)

Mounting bolt pattern:
 3.0" x 6.59" (76mm x 167mm)





WARN VANTAGE 3000-S

EXTRA MUSCLE FOR HEAVIER UTILITY QUADS AND SIDE X SIDES

With 50' of lightweight, easy-to-handle 3/16" synthetic rope and 3,000 lbs. of pulling power, this is the winch to have when you want to tackle the trails on your bigger powersports vehicle. This winch is a great value, and it will pull its weight time after time. **PN 89031**



Includes standard mini-rocker switch and corded remote

WARN VANTAGE 3000

MORE PULLING POWER FOR LARGER ATVS AND SIDE X SIDES

When you need big power at a premium value, the Vantage 3000 is an excellent choice for vehicle recovery or moving heavy loads. With great performance, a powerful motor, and 3,000 lbs. of pulling capacity, this winch will get the job done without breaking the bank. **PN 89030**



Includes standard mini-rocker switch and corded remote

SPECIFICATIONS:

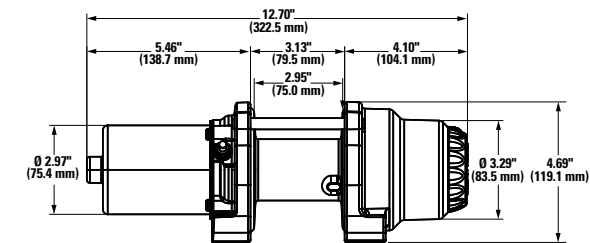
- Winch model:** Vantage 3000-S
- Part number:** 89031
- Rated line pull:** 3000 Lbs. (1361 kg) single-line
- Motor:** 12V permanent magnet
- Sealing:** Full
- Geartrain:** 3-stage planetary
- Rope material:** Synthetic
- Rope length & diameter:** 50' x 3/16" (15m x 5mm)
- Primary control:** Mini-rocker
- Remote control:** Corded
- Brake:** Mechanical spring
- Mechanical Warranty:** 5 year
- Electrical Warranty:** 1 year
- Fairlead:** Powder-coated hawse

SPECIFICATIONS:

- Winch model:** Vantage 3000
- Part number:** 89030
- Rated line pull:** 3000 Lbs. (1361 kg) single-line
- Motor:** 12V permanent magnet
- Sealing:** Full
- Geartrain:** 3-stage planetary
- Rope material:** Wire
- Rope length & diameter:** 50' x 3/16" (15m x 5mm)
- Primary control:** Mini-rocker
- Remote control:** Corded
- Brake:** Mechanical Spring
- Mechanical Warranty:** 5 year
- Electrical Warranty:** 1 year
- Fairlead:** Roller

12V DC winch performance specs (first layer of drum)

Line Pull Lbs. (kg)	Line Speed Ft./min. (M/min.)	Motor Current	Pull by layer: layer/Lbs. (kg)
0	15.7 (4.8)	23 amps	1/3000 (1361)
500 (227)	12.8 (3.9)	41.9 amps	2/2550 (1157)
1000 (454)	10.4 (3.2)	60.9 amps	3/2168 (983)
1500 (680)	8.5 (2.6)	81.1 amps	4/1842 (836)
2000 (907)	6.8 (2.1)	101.2 amps	
2500 (1134)	5.5 (1.7)	120.8 amps	
3000 (1361)	5 (1.5)	140.4 amps	



Winch dimensions: 12.7" L. x 4.53" D. x 4.69" H. (323mm L. x 115mm D. x 119mm H.)
Mounting bolt pattern: 3.0" x 4.87" (76mm x 124mm)



WARN VANTAGE 2000-S

IDEAL FOR POWERSPORTS ENTHUSIASTS WITH SMALLER ATVS

Ideal for enthusiasts with smaller ATVs, the Vantage 2000-S includes lightweight, easy-to-handle synthetic rope, best-in-class performance, and 2,000 lbs. of pulling capacity. You'll ride the trails with confidence knowing you can get out of a "stuck" situation. This winch is also great for plow lifting. **PN 89021**



Includes standard mini-rocker switch

WARN VANTAGE 2000

COMPACT, POWERFUL, AND AFFORDABLE—PERFECT FOR SMALLER POWERSPORTS VEHICLES

Great for smaller ATVs that work and play hard, this winch offers best-in-class durability, reliability, and performance. With 2,000 lbs. of pulling capacity and best-in-class performance, the Vantage 2000 offers big value in a small package. **PN 89020**



Includes standard mini-rocker switch

SPECIFICATIONS:

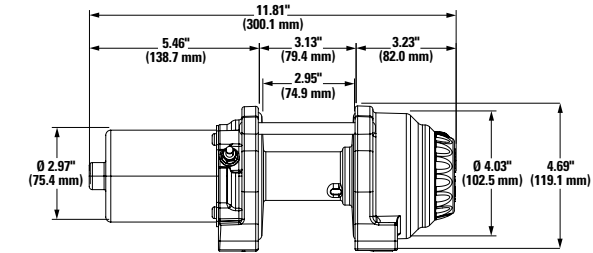
- Winch model:** Vantage 2000-S
- Part number:** 89021
- Rated line pull:** 2000 Lbs. (907 kg) single-line
- Motor:** 12V permanent magnet
- Sealing:** Full
- Geartrain:** 3-stage planetary
- Rope material:** Synthetic
- Rope length & diameter:** 50' x 5/32" (15m x 4mm)
- Primary control:** Mini-rocker
- Remote control:** None
- Brake:** Mechanical spring
- Mechanical Warranty:** 5 year
- Electrical Warranty:** 1 year
- Fairlead:** Powder-coated hawse

SPECIFICATIONS:

- Winch model:** Vantage 2000
- Part number:** 89020
- Rated line pull:** 2000 Lbs. (907 kg) single-line
- Motor:** 12V permanent magnet
- Sealing:** Full
- Geartrain:** 3-stage planetary
- Rope material:** Wire
- Rope length & diameter:** 50' x 5/32" (15m x 4mm)
- Primary control:** Mini-rocker
- Remote control:** None
- Brake:** Mechanical spring
- Mechanical Warranty:** 5 year
- Electrical Warranty:** 1 year
- Fairlead:** Roller

12V DC winch performance specs (first layer of drum)

Line Pull Lbs. (kg)	Line Speed Ft./min. (M/min.)	Motor Current	Pull by layer: layer/Lbs. (kg)
0	14.0 (4.3)	20.3 amps	1/2000 (907)
500 (227)	11.4 (3.5)	41.9 amps	2/1700 (771)
1000 (454)	9.4 (2.9)	64.2 amps	3/1445 (655)
1500 (680)	7.5 (2.3)	89.3 amps	4/1228 (557)
2000 (907)	5.7 (1.7)	118.7 amps	



Winch dimensions: 11.81" L. x 4.53" D. x 4.69" H. (300mm L. x 115mm D. x 119mm H.)
Mounting bolt pattern: 3.0" x 4.87" (76mm x 124mm)



WARN XT17 PORTABLE WINCH LIGHT WEIGHT AND PORTABLE PULLING POWER

It's light. It's powerful. And it shares your sense of adventure. The XT17 winch can rein in up to 1,700 pounds of pulling capacity. And talk about easy to carry—aluminum construction, 40 feet of synthetic rope, and a 8.5lb design will have you taking it everywhere.

PN 85700

(hand-held corded remote with rigging strap and wiring)

PN 85900 (handlebar-mounted winch control with rigging strap and wiring)

SPECIFICATIONS:

Winch model: XT17 Portable

Part number: 85700 (controls on winch), 85900 (controls on vehicle)

Rated line pull: 1,700 Lbs. (771 kg) single-line

Sealing: Motor

Geartrain: 3-stage planetary

Rope material: Synthetic

Rope length & diameter: 40' x 5/32" (12m x 4mm)

Control:

PN 85700 – corded remote control with 10' (3m) lead
PN 85900 – handlebar-mounted rocker switch

Brake: Mechanical brake standard


Warranty: Limited lifetime

Clutch control: Cam activated

Wiring diameter: 10-Gauge

12V performance specs (first layer of drum)

Line Pull Lbs. (kg)	Line Speed Ft./min. (M/min.)	Motor Current	Pull by layer: layer/Lbs. (kg)
0	13.8 (4.2)	6	1/1700 (771)
500 (227)	10.2 (3.0)	27	2/1496 (678)
1000 (455)	6.4 (1.9)	44	3/1316 (597)
1700 (771)	4.6 (1.4)	65	4/1158 (525)



WARN RT15 PORTABLE WINCH IDEAL FOR LIGHTWEIGHT VEHICLES AND UTILITY WORK

Versatile tool for utility work, with a pulling capacity of 1,500 pounds. Comes with 25 feet of durable steel wire rope. Hand-held remote control attaches to the winch, making it easy to transfer between vehicles. Use with any 12V battery-equipped vehicle.

PN 86380 (hand-held corded remote with rigging strap and wiring)

SPECIFICATIONS:

Winch model: RT15 Portable

Part number: 86360

Rated line pull: 1,500 Lbs. (680 kg) single-line

Sealing: Motor

Geartrain: 3-stage planetary

Rope material: Wire

Rope length & diameter: 25' x 5/32" (7.6m x 4mm)

Control: Corded remote control with 10' (3m) lead

Brake: Mechanical brake standard

Warranty: Limited lifetime

Clutch control: Cam activated

Wiring diameter: 10-gauge

12V performance specs (first layer of drum)

Line Pull Lbs. (kg)	Line Speed Ft./min. (M/min.)	Motor Current	Pull by layer: layer/Lbs. (kg)
0	15 (4.6)	6	1/1500 (680)
500 (227)	11 (3.3)	27	2/1320 (599)
1000 (455)	7 (2.1)	44	3/1162 (527)
1500 (680)	5 (1.5)	65	4/1020 (463)

COMPARISON CHART: PROVANTAGE VS. VANTAGE WINCHES

	Vantage 2000 & 2000-S	ProVantage 2500 & 2500-S	Vantage 3000 & 3000-S	ProVantage 3500 & 3500-S	Vantage 4000 & 4000-S	ProVantage 4500 & 4500-S
Pulling capacity	2000 lbs.	2500 lbs.	3000 lbs.	3500 lbs.	4000 lbs.	4500 lbs.
Finish	Flat gray powdercoat	Satin black powdercoat	Flat gray powdercoat	Satin black powdercoat	Flat gray powdercoat	Satin black powdercoat
Mechanical warranty	5-year	LTD lifetime	5-year	LTD lifetime	5-year	LTD lifetime
Electrical warranty	1-year	3-years	1-year	3-years	1-year	3-years
Weight (wire rope)	13.25 lbs	15.0 lbs	16.95 lbs	15.3 lbs	17.5 lbs.	19.0 lbs
Weight (synthetic rope)	12.25 lbs	14.2 lbs	15.0	14.7 lbs.	15.45 lbs	15.6 lbs
Wire rope	5/32" x 50'	3/16" x 50'	3/16" x 50'	3/16" x 50'	7/32" x 55'	7/32" x 55'
Synthetic rope	5/32" x 50'	3/16" x 50'	3/16" x 50'	3/16" x 50'	7/32" x 50'	7/32" x 50'
Tie rods	Zinc plated	Black zinc plating	Zinc plated	Black zinc plating	Zinc plated	Black zinc plating
Hook	Zinc plated	Zinc with powder coat	Zinc plated	Zinc with powder coat	Zinc plated	Zinc with powder coat
Roller fairlead (steel rope winches)	Standard roller	Premium, with large diameter lower roller	Standard roller	Premium, with large diameter lower roller	Standard roller	Premium, with large diameter lower roller
Hawse fairlead (synthetic rope winches)	Zinc aluminum, powdercoat finish	Zinc aluminum, double powdercoat finish	Zinc aluminum, powdercoat finish	Zinc aluminum, double powdercoat finish	Zinc aluminum, powdercoat finish	Zinc aluminum, double powdercoat finish
Clutch	Long-travel dial, cam activated	Short throw, easy-grip dial; sliding pin & ring gear	Long-travel dial, cam activated	Short throw, easy-grip dial; sliding pin & ring gear	Long-travel dial, cam activated	Short throw, easy-grip dial
Primary control switch	Handlebar mini-rocker	Handlebar mini-rocker with remote socket	Handlebar mini-rocker	Handlebar mini-rocker with remote socket	Dash-mounted rocker	Lighted, dash-mounted rocker
Remote control	None	None	Corded	Corded	Corded	Corded
Fasteners	Zinc plated	Magnigard coating	Zinc plated	Magnigard coating	Zinc plated	Magnigard Coating
Gears	Powdered metal	Heat-treated powdered-metal	Powdered metal	Heat-treated powdered-metal	Powdered metal	Heat-treated powdered-metal
Geartrain	Split ring differential planetary	3-stage planetary	3-stage planetary	3-stage planetary	3-stage planetary	3-stage planetary
Gear ratio	180:1	154:1	180:1	154:1	180:1	154:1
Brake	Dynamic gear brake	Patented roller disc	Integrated compact spring brake	Patented roller disc	Integrated compact spring brake	Patented Roller Disc
End housing	Glass-filled composite nylon	Die-cast aluminum	Glass-filled composite nylon	Die-cast aluminum	Glass-filled composite nylon	Die-cast aluminum
Durability (test under load)	500-cycle	1100+ cycle	500-cycle	1100+ cycle	500-cycle	1100+ cycle
Corrosion resistance (salt-spray chamber test)	96-hr visual, 240-hr functional	240-hr visual, 408-hr functional	96-hr visual, 240-hr functional	240-hr visual, 408-hr functional	96-hr visual, 240-hr functional	240-hr visual, 408-hr functional
Sealing	IP67	IP67	IP67	IP67	IP67	IP67
No-load line speed	14.0' per minute	18.7' per minute	16.1' per minute	21.5' per minute	18.6' per minute	23.6' per minute
Full-load line speed	4.8' per minute	5.4' per minute	5.0' per minute	5.8' per minute	5.3' per minute	2.9' per minute
Full-load motor current	122.9 amps	152 amps	137.4 amps	220 amps	200.8 amps	318 amps
No-load motor current	20.3 amps	16.8 amps	22.1 amps	17.9 amps	21.6 amps	19.1 amps
No-load duty cycle	2.5 min., 12 min. cool	2.5 min., 12 min. cool	2.5 min., 12 min. cool	2.5 min 12 min cool	2.5 min., 12 min. cool	2.5 min., 12 cool

STEEL VS. SYNTHETIC WINCH ROPE.

WARN Vantage and ProVantage winches are available with either steel rope or synthetic rope. But which one is right for you? Let's look at some of the features and benefits of both.

Steel rope is extremely durable, abrasion resistant, and is good for utility applications where the line may contact objects like stumps, rocks, and other things that rub against the rope. Of course it's still a good choice for vehicle recovery, and has been used for decades by enthusiasts and workers alike. However, steel rope is heavier and less flexible than synthetic line. Steel rope is also less expensive than synthetic rope.

Synthetic rope is strong, lightweight, easy to handle, and it'll even float on water making it great for vehicle recovery. Synthetic rope is more prone to damage by abrasion, and requires the use of the included abrasion sleeve when the rope comes into contact with an object. Additionally, synthetic rope should be inspected regularly for ultraviolet (UV) wear and is more expensive than steel rope. However, it's a great choice for those who are looking to keep weight down, push the limits with their vehicle, and use the winch frequently.



BUMPERS AND WINCH MOUNTING KITS FOR ATVS AND SIDE X SIDES

WARN BUMPERS: TRAIL PROTECTION AND A BOLD, CUSTOMIZED LOOK

WARN® bumpers protect your ATV or Side x Side and make it look great. Built from laser-cut, powder-coated steel, WARN bumpers add protection and style to your vehicle. Plus, they're compatible with WARN winches, winch mounting systems, and plow systems.


WARN Side x Side bumpers have an integrated winch mount, pre-drilled holes for WARN trail lights, and the bumper folds down to open the vehicle's hood. Stout construction and a powder-coated finish make these bumpers last.



WINCH MOUNTING SYSTEMS: ENGINEERED FOR OPTIMUM PERFORMANCE

WARN winches and mounting kits are engineered together for maximum pulling power and to withstand the stresses of winching. WARN mounting systems bolt directly to the vehicle's structure and distribute the pulling load throughout the vehicle's frame. This provides extra stability and minimizes the possibility of damage to the vehicle. All mounting hardware and instructions are included.

WARN uses computer-aided manufacturing and design tools to ensure its mounting kits fit your vehicle. The mounting kits are laser cut to the exact dimensions, shaped on a computer-controlled press brake, and robotically welded for consistency.



MOUNTING KITS AND BUMPERS ARE ENGINEERED TO FIT SPECIFIC VEHICLE APPLICATIONS.

MULTI-MOUNT SYSTEM FOR ATVS AND SIDE X SIDES

If your ATV or Side x Side has a 1¼" or 2" Class I front or rear receiver, then the Multi-Mount carrier is a versatile way to mount a WARN winch. Plus, it allows you to quickly remove the winch whenever you want.

The Multi-Mount works by simply bolting a WARN winch to the carrier, installing the Quick Connect wiring kit, and inserting the carrier into the receiver.



To assemble the system, order the winch, carrier and wiring kit. Go to warn.com for part numbers

ACCESSORIES



LIGHT DUTY WINCHING ACCESSORY KIT

Double your pulling power, change your pulling direction, and keep your winch in proper working order. Accessory Kit includes 1/2" (12.7mm) shackle, 9,000 lbs. (4082 kg) maximum capacity snatch block, and two 1" x 8' (25.4mm x 2.4m) tree trunk protectors and WARN winching gloves. It all comes in a heavyweight denier carry bag. **PN 88915**



TREE TRUNK PROTECTOR

1" x 8' (25mm x 2.4m) load strap. Rated to 6,400 lbs. **PN 88896**

WINCH COVER

Made of durable, tight-fitting neoprene; resists water and cracking.

PN 71072 For RT/XT 15 and 1.5ci winches. Includes 8' (2.4m) winch rigging strap.

PN 71980 ProVantage 2500 and 3500, Vantage 2000 and 3000, RT/XT 25 and 30, 2.5ci, 3.0ci.

PN 71975 For ProVantage 3500 and 4500, Vantage 4000, RT40, XT40 and 4.0ci.



WIRELESS CONTROL SYSTEM

- Control your winch from up to 50' away
- Easy plug-and-play installation
- Sealed for protection against the elements
- Activation sequence guards against accidental power-ups
- Kit includes wireless transmitter, receiver, holster, lanyard and mounting hardware

PN 90288 For Powersports Winches. Works with WARN 1.5ci, 2.5ci, 3.0ci; XT/RT; and WARN ProVantage/Vantage winches.



REPLACEMENT CONTACTOR

PN 76429 For ProVantage 4500, ProVantage 4500-S, ProVantage 3500, ProVantage 3500-S, Vantage 4000, Vantage 4000-S,

PN 63070 For ProVantage 2500, ProVantage 2500-S

PN 89564 For Vantage 3000, Vantage 3000-S, Vantage 2000, Vantage 2000-S



SNATCH BLOCK

Assists in double-lined and angled pulls. Rated to 9,000 lbs. (4082 kg) capacity and under. **PN 88898**



SHACKLE

1/2" shackle for rigging attachments. Rated for use with winches up to 4,500 lbs. (2041 kg) capacity. **PN 88998**



LIGHT WEIGHT RIGGING STRAP

1" x 8' (25mm x 2.4m) For anchoring and lashing to vehicles, trees, and rocks, while protecting your bike and anchor point. (Rated to 2,000 lbs.) **PN 88894**



RECEIVER SHACKLE BRACKET

Utilizes a 1¼" Class I receiver as a recovery or pulling point. **PN 62041** Includes bracket, hitch pin and shackle. **PN 88998** Shackle only.



MINI-ROCKER CONTROL SWITCH WITH INTEGRATED SOCKET

Kit allows you to plug in a corded remote directly into the mini-rocker switch—no need to drill and install the socket. Includes mini-rocker switch with socket, corded remote, and all necessary hardware. **PN 80588, PN 80958** Replacement—remote only



REMOTE CONTROL UPGRADE KIT

Everything needed to add a hand-held remote control to your RT/XT 25 series or RT/XT 15 series, 2.5ci or 1.5ci winches. Includes remote control, socket, and wiring. **PN 64259** Complete kit, described above **PN 64849** Replacement—remote only



WINCH UPGRADE KIT

Converts the WARN A2000 to the WARN 2.5ci ATV winch. Comes with contactor, Express Install wiring, and mini-rocker control switch. **PN 63990**



ROLLER FAIRLEAD

Reduces excessive wear on your winch rope and aids in angled pulls.

PN 28929 Replacement for Vantage 2000 and 3000, RT/XT 25, 30 series, A2500, 2.5ci, or 3.0ci winches. Upgrade from hawse fairlead on RT/XT15 series, A2000, or 1.5ci winches.

PN 29256

Replacement fairlead for Vantage 4000, RT/XT40 or 4.0ci Side x Side winches.



NEW

WARN WL SERIES LED SPOT AND FLOOD LIGHTS

WARN now offers a new series of LED lights designed to light up nighttime obstacles with minimal energy use. Utilizing cutting edge optical design, WARN WL Series LED Lights utilize Refractec optics to extract the maximum amount of light out of the latest generation Cree LEDs, while producing more overall effective lumens and candela. With WARN signature reliability and durable construction, these lights are built to last.



- Refractec optics
- 50,000+ hour LED lifespan
- Die-cast aluminum housing
- Durable polycarbonate lens
- Voltage protection
- Thermal management – heat sink
- IP68 certified
- Designed, engineered, & assembled in the USA
- Includes mounting hardware and harness

- **PN 93910** 4" Light Pod Spot – Single
- **PN 93920** 4" Light Pod Spot – Pair
- **PN 93915** 4" Light Pod Flood – Single
- **PN 93925** 4" Light Pod Flood – Pair
- **PN 93930** 6" Light Bar – Spot
- **PN 93935** 6" Light Bar – Flood
- **PN 93940** 10" Light Bar – Spot
- **PN 93945** 10" Light Bar – Flood
- **PN 93950** 20" Light Bar – Spot
- **PN 93955** 20" Light Bar – Flood
- **PN 93965** Wiring Extension Kit – 3ft.
- **PN 94605** Wiring Extension Kit – 15ft.
- **PN 93960** Wiring Kit – Y adapter

TRAIL LIGHTS Created specifically for ATVs, the WARN® Trail Lights have a lens design that achieves a 110° beam spread from side to side and a 70° vertical (35° up and 35° down), and use 35-watt, battery-saving H3 halogen bulbs with 400 candlepower. The result is a field of illumination that is wider and higher than factory-installed ATV lights so you get the whole view while you're on the move. **PN 62018**



BACKUP LIGHT

When even the most experienced ATV rider needs to back up, the WARN Back-Up Light provides the illumination needed, thanks to a 35-watt, battery-saving H3 halogen bulb. The light uses a universal mounting bracket and comes with a wiring harness. Designed for ATV use, the light comes with a water-resistant switch and all the necessary mounting hardware. **PN 62017**

DUAL BATTERY CONTROL KIT

- Lets you use two batteries, but saves the main battery for essential functions, such as starting the vehicle
- For use with 12-volt accessories such as winches, lights, stereos and more
- Minimizes charging system overload; if both batteries need charging, the main battery is charged first
- Optional manual override forces a parallel connection when you need extra power for accessories or jump-starting another vehicle
- Designed for use with 12-volt DC magneto or alternator charging systems
- Easy to install; includes all necessary hardware. (Second battery not included)



PN 77977

UNIVERSAL LIGHT BARS

A three-piece modular design offers multiple configurations. Lightweight aluminum clamps securely attach to bar sizes between 1.5 – 2". Wrinkle powdercoat finish.

- **PN 83970** (High Profile for WARN XT 4" Lighting, up to four lights)
- **PN 84360** (Low Profile for WARN XT 2" Lighting, up to six lights)



UNIVERSAL LIGHT MOUNTS (TUBE)

For most post-mount lights up to 1/2" diameter. Mounts on any vehicle bar or tube. Lightweight aluminum with powdercoat finish, and stainless hardware to resist elements

- **PN 85300** (Fixed, 1.5 – 2")
- **PN 85338** (Swivel, 1.5 – 2")
- **PN 85340** (Swivel, .875 – 1.125")



UNIVERSAL LIGHT MOUNT (ATV HANDLEBAR MOUNT)

Mount your lights right on the handlebar. Easy multi angle adjustment.

- **PN 83972** (Universal — most makes except BRP and Kawasaki)



SHORES OF LAKE MICHIGAN—
What's that lighting up the dunes for all to see? Yep.
WARN off-road ATV lights. Because out here, you
better see and be seen.

WARN BODY ARMOR FOR ATVS AND SIDE X SIDES

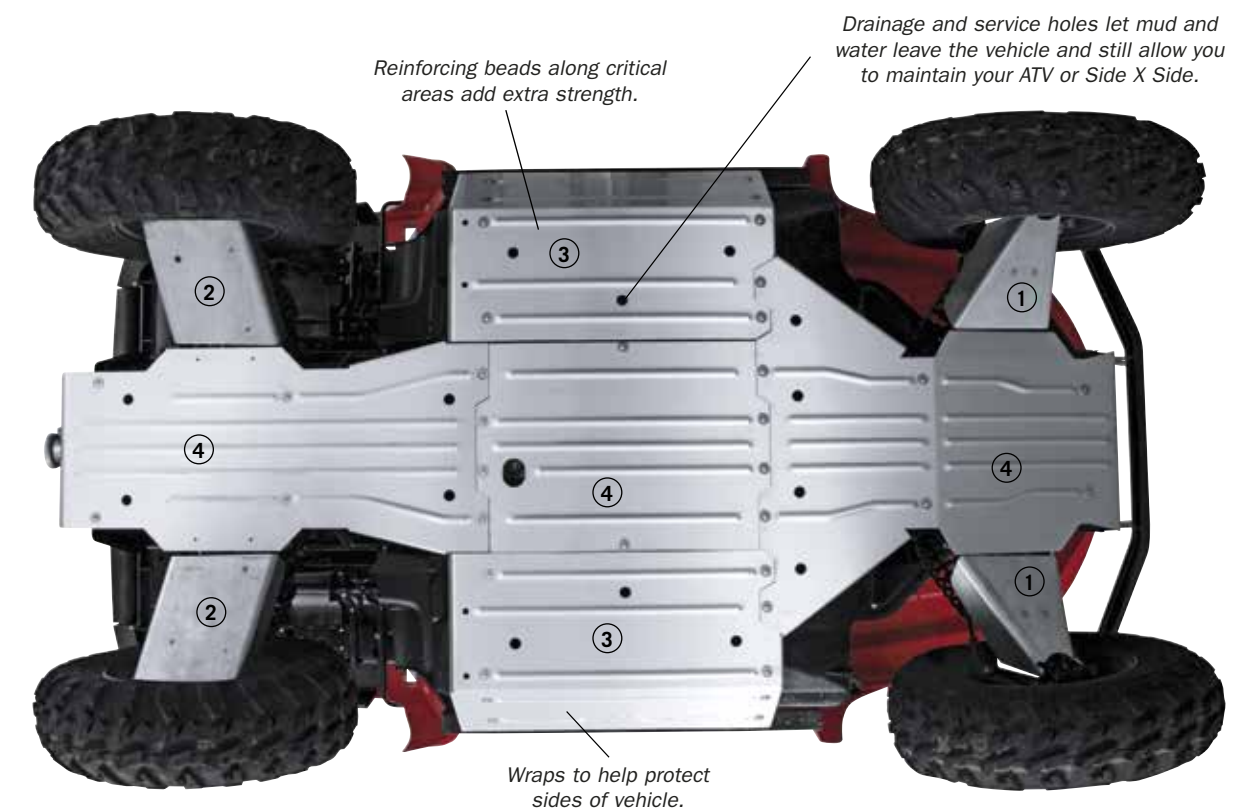
BUILT TO ABSORB WHATEVER NATURE DISHES OUT

Up top, everything is blue skies and good times. But down below, jagged rocks, sharp branches and heavy logs lurk, ready to wreak havoc on your vehicle. WARN Body Armor lets you push the envelope and ride with confidence by giving your ATV or Side x Side the ultimate underbody protection. Features include aircraft-grade aluminum construction, reinforcing beads for added strength, recessed hardware to keep nuts and bolts safe and secure, and holes for drainage and servicing access.



BODY ARMOR COMPONENTS

- ① A-Arm Kit, Front
- ② A-Arm Kit, Rear
- ③ Side Chassis Kit
- ④ Chassis Kit



TO ORDER THE RIGHT KIT FOR YOUR ATV OR SIDE X SIDE: Part numbers are listed on the master application chart on pages 40–49, or call WARN Customer Service for the latest applications.


PROVANTAGE PLOWS PUSH THE LIMITS

Whether you're plowing a snow-clogged driveway in Idaho, or pushing animal feed in Iowa, the ProVantage Plow System stands up to rugged use as only WARN products can.

Extensive research, design, and testing make the ProVantage system a best-in-class product that will help you get more done. It's easy to connect. It's heavy-duty. It's engineered to perform. And with a variety of useful, innovative accessories, it's the most complete plow system money can buy.

So go ahead. Pour it on, and push it out. WARN ProVantage plows and accessories deliver no-compromise performance you can count on.

PROVANTAGE™ FRONT-MOUNT ATV PLOW SYSTEM



FRONT-CONNECTION ADVANTAGES:

- Easy-on, easy-off rapid connection system is located at the front of the vehicle-no need to crawl under the ATV
- No need to remove mount during non-plowing seasons; no reduction in ground clearance
- Front-mount systems offer the highest blade lifting capability



- | | | | |
|--|---|--|--|
| <p>① Tapered Plow Blade*
PN 80954 (54")
PN 80960 (60")</p> | <p>④ ProVantage winch
(Optional. Choose from winch or Plow Lift)</p> | <p>⑥ Plow HD Mounting
(Optional part. Increase the durability of your mounting points)
PN 85243 (Standard mount)
PN 85244 (Offset mount)</p> | <p>⑧ Blade Side Wall
(Optional. For tapered blade. Control snow run off)
PN 70880</p> |
| <p>② Plow Base/Push Tube Assembly (front mount)
PN 92100</p> | <p>⑤ ProPivot
Optional part. Rotate your plow blade up to 28 degrees at the push of a button.
PN 88700 For ProVantage ATV</p> | <p>⑦ Plow HD Wear Bar
(Optional. Wear-form steel construction lasts up to 30% longer)
PN 84054 (54")
PN 84060 (60")</p> | <p>⑨ Plow Markers
(Optional. 2' high antenna)
PN 67679

Plow Skids
(replacement part)
PN 80475</p> |

* Straight blades are also compatible with the front-mount system:
PN 78950 (50"), PN 78954 (54"), PN 78960 (60")

PROVANTAGE™ CENTER-MOUNT ATV PLOW SYSTEM



CENTER-CONNECTION ADVANTAGES:

- Center-mount adds rigidity and extra stability to the ATV during plowing operations
- Designed for high ground clearance and quick installation or removal



- ① Straight Plow Blade*
PN 78950 50" Blade
PN 78954 54" Blade
PN 78960 60" Blade
- ② Plow Base/Push Tube Assembly (center mount)
PN 78100
- ③ Plow mounting kit
See application charts for part numbers
- ④ ProVantage winch (Optional. Choose from winch or Plow Lift)
- ⑤ Plow Pulley (Optional. Provides better control of plow blade by doubling the lifting advantage)
PN 84526
- ⑥ Snow Control Flap (Optional. Controls snow kick back)
PN 67870
- ⑦ Plow HD Wear Bar (Optional. Wear-form steel construction lasts up to 30% longer)
PN 84050 (50")
PN 84054 (54")
PN 84060 (60")
- ⑧ Blade Side Wall (Optional. For straight blade. Control snow run off)
PN 80607
- ⑨ Plow Markers (Optional. 2' high antenna).
PN 67679
Plow Skids (replacement part)
PN 80475

* Tapered blade is also compatible with the center-mount system: PN 80954 (54"), PN 80960 (60")

WARN STANDARD PLOW SYSTEM FOR ATVS







RELIABLE PERFORMANCE AT A VERY COMPETITIVE PRICE

The WARN Standard Plow System gives you everything you need in a ATV plow, and nothing you don't. This basic system is perfect for lighter-duty, intermittent use. Available in center-mount only, the WARN Standard Plow System gives you a choice of 48, 54 or 60" wide straight blades. The system is available for most ATV models.



- ① Standard Plow Blade
PN 86766 48" Blade
PN 86768 54" Blade
PN 86772 60" Blade
- ② Standard Plow Base/Push Tube Assembly
PN 86528
- ③ Plow mounting kit
See application charts for part numbers
- ④ Plow Lift PN 84600 (Optional. Choose from Plow Lift or winch)

OPTIONAL ACCESSORIES AND UPGRADES FOR YOUR STANDARD PLOW SYSTEM

-  **Plow Markers**
2' high antenna.
PN 67679
-  **Snow Control Flap**
Flexible rubber top flap controls snow (cut to size).
PN 67870 (60")
-  **Blade Side Wall**
Control run off of snow and other materials. Made of heavy duty steel.
PN 70880
-  **Plow Lift Rope**
8' of durable synthetic rope. Temporarily replaces your wire rope for plow season and saves wear and tear.
PN 68560
-  **Plow Skids**
For Standard straight blade.
PN 69212
-  **Roller Fairlead For Plow Lifting**
Larger diameter roller reduces wear on rope.
PN 69373 (fits WARN ATV winches 2000-3500 lbs).
-  **Plastic Wear Bar**
Excellent on concrete/brick.
PN 67860 (48")
PN 67861 (54")
PN 67862 (60")
-  **Steel Wear Bar**
Replacement part for standard steel wear bar.
PN 39416 (48")
PN 39415 (54")
PN 62601 (60")



CASCADE RANGE, Washington—
You know those hardy folk who live at elevation in some pretty
unforgiving mountains? Those guys know why WARN put so
much engineering into our ProVantage Plow Systems.

PROVANTAGE™ SIDE X SIDE PLOW SYSTEM

RAPID CONNECTION, DURABLE CONSTRUCTION, AND TOP QUALITY

Get your Side x Side ready for plowing with the WARN® ProVantage Plow System. The system has been engineered from the ground up and extensively tested to give the product years of service, so you and your vehicle can plow season after season.

The ProVantage Side x Side Plow System has the same rapid connection system as the ATV system, but it uses a big Side x Side specific 72" plow blade to move material. Just add the Side x Side plow base, a winch, pick your accessories of choice, and you're ready to get to work.



① 72" Straight Plow Blade
PN 79958

② Plow Base/Push Tube
Assembly (includes pulley kit)
PN 79805

③ Plow mounting kit
See application charts for
part numbers


④ ProVantage winch

OPTIONAL ACCESSORIES AND UPGRADES FOR YOUR SIDE X SIDE PLOW SYSTEM



Plow Markers
2' high antenna.
PN 67679

Blade Side Wall
Control snow run
off. PN 80607




Plow Lift Rope
8' of durable
synthetic rope.
Temporarily
replaces your
wire rope for
plow season and
saves wear and
tear.
PN 68560



Plow HD Skids
• Wear-form steel
construction
• Outlast standard
skids by up to 30%
PN 85368 for 72" blade
Standard Skids
• Replacement part.
PN 80475



Plow Limit Control
• Extends plow system life
• Protects your vehicle
from impact and stops
"over raised" conditions
• Allows you to fine tune
system for a variety of
stop positions
PN 85950 for UTV



Plow HD Wear Bar
• Wear-form steel construction
• Lasts up to 30% longer than
standard wear bars
PN 85287 (72")
Steel Wear Bar
Replacement part for standard
steel wear bar
PN 72047 (72")



Plow Slack Control
• Extend the life of your plow system and
winch rope
• Eliminates winch overrun when lowering
the plow (also corrects cable tangles)
PN 85888 (for UTV)



Roller Fairlead For Plow Lifting
Larger diameter roller reduces wear on rope.
PN 82550 (fits WARN winches 4000–4500 lbs).

WARN PLOW ACCESSORIES



1.) PLASTIC WEAR BAR

Made of ultra-high molecular weight plastic (UHMW), these bars are reversible—just flip it when worn. Saves wear on the plow blades, and are excellent on concrete/brick. **PN 80860** (50"), **PN 67861** (54"), **PN 67862** (60")

STEEL WEAR BAR (not pictured)

PN 39416 (48"), **PN 80608** (50"), **PN 39415** (54"), **PN 62601** (60")

2.) PLOW SKIDS

For ProVantage straight and tapered blade. **PN 80475** (Note: for 50" blade, use PN 69212)

For Standard straight blade. **PN 38330**

3.) PLOW LIFT ROPE

Uses 8' section of durable synthetic rope. Temporarily replaces your wire rope for plow season and saves wear and tear. Stands up to repeated, sharp angle pulls used to lift heavy plow blade. **PN 68560**

4.) ATV PLOW MARKERS

These 2' high antenna have red rubber tips for visibility; great for use in deep snow. **PN 67679**

5.) ROLLER FAIRLEAD FOR PLOW LIFTING

For use with winches that raise and lower a plow blade. Larger diameter roller reduces wear on rope. **PN 69373**, **PN 82550** (RT/XT40)

6.) SNOW CONTROL FLAP

Made of flexible rubber, this top flap controls snow kick back and keeps snow on the ground. Fits all WARN ATV plows (cut to size). **PN 67870** (60")

7.) BLADE SIDE WALL

Control run off and get scoop-like control of snow and other materials. Helps to gather material before depositing. Made of heavy duty steel.

PN 80607 Straight blades. Can be mounted on either side
PN 70880 Tapered blades

PLOW LIFT

Effortlessly lifts your plow without needing to use your winch. Screw-drive system is compact and easy to install. Works with all WARN plow systems, new or old. **PN 84600**



PROVANTAGE UPGRADES: INCREASE THE DURABILITY AND PERFORMANCE OF YOUR SYSTEM

PLOW HD WEAR BAR

- Wear-form steel construction
- Lasts up to 30% longer than standard wear bars

PN 84050 (50")
PN 84054 (54")
PN 84060 (60")
PN 85287 (72")



PLOW HD SKIDS

- Outlast standard skids by up to 30%
- Wear-form steel construction

PN 85368



Note: not for use with 50" blade

PLOW HD MOUNTING

- Upgrade mounting points
- Wear-form steel construction
- Increase the durability of your mounting points
- For front-mount plow only

PN 85243 ATV (Standard mount)
PN 85244 ATV (Offset mount)



PLOW LIMIT CONTROL

- Extends plow system life
- Protects your vehicle from impact and stops "over raised" conditions
- Allows you to fine tune system for a variety of stop positions
- For front-mount plow only

PN 85950
ATV (bucket or plow) and UTV (plow)
PN 88950 Combo limit-slack control (plow only)



PLOW SLACK CONTROL

- Extend the life of your plow system and winch rope
- Eliminates winch overrun when lowering the plow (also corrects cable tangles)

PN 85742 ATV (Plow only)
PN 85888 ATV (Bucket only)



NEW



UNIVERSAL PLOW MOUNT

This versatile non-vehicle-specific plow mount will transform almost any ATV into a plow-ready machine. Compatible with both WARN ProVantage and Standard center-mount push tubes, the Universal Plow Mount provides stability and versatility. Constructed from steel and wearing a durable powder-coated finish, this mount is ideal for seasonal duty and easily attaches to a majority of ATVs.

- Center mounting position for reliable and versatile plow performance
- Low-profile design provides minimal clearance issues
- Ideal for seasonal use
- Includes mounting hardware

PN 91810



ProPIVOT

The WARN ProPivot™ will rotate your plow blade up to 28 degrees at the push of a button—even under load. Equipped with a powerful motor and designed using a durable split-ring gear train, ProPivot will make quick work of all plowing activities. Improved sealing along with a shock absorbing dampener system makes the ProPivot a must-have when you need superior response and versatile plow performance.

PN 88700 For ProVantage ATV plow systems

PN 89228 For Standard ATV plow systems





COMMERCIAL/UTILITY: LABOR-SAVING WORKHORSES THAT GET THE JOB DONE.

At Warn Industries, you better believe hard work is our core value. What you'll see on these pages reflects a revamped line-up that's destined to change the way you work. From the do-all, innovative PullzAll™ lifting and pulling tool to the powerhouse 4700 DC winch, WARN products mean one thing to you: letting one person do the work of two.



WARN CORDED PULLZALL

PORTABLE LIFTING AND PULLING TOOL

- Lifts or pulls up to 1,000 lbs. (454 kg)
- Replaces old-fashioned come-a-longs and chainfalls
- AC version perfect for use where power is available

When you're in the shop and have access to a power source, just plug in PullzAll and let it help you tackle those labor-intensive chores. Move heavy machinery. Hoist an engine block. Lift a load precisely into place, then nail it, weld it, whatever it. You think up the task, and PullzAll revolutionizes the amount of work one man can do.

PN 885000 (120V)
PN 885003 (230v EU)
PN 885001 (120V CSA)

SPECIFICATIONS:

Switch: Forward/reverse

Trigger: Variable speed

Power: AC 120V / 230V

Wattage: 1200w

Load indicator: Electronic, with LED

Clutch: None

PN 885004 (230v AUS)
PN 885002 (230V UK)

Brake: Dynamic

Wire rope: 7/32" X 15'
(6mm X 4.6m)

Weight: 15 Lbs. (6.8 kg)

Dimensions:
20" L. x 12.50" W. x 13.25" H.
(.50m L. x .31m W. x .33m H.)

WARN CORDLESS PULLZALL

DC POWERED LIFTING AND PULLING TOOL

- Lifts or pulls up to 1,000 lbs. (454 kg)
- Cordless 24V version is great for use in the field
- Includes two rechargeable battery packs (with charger)

When work takes you to more remote locations, bring the mechanical muscle of the portable, cordless PullzAll with you. From tough tasks like pulling pipe to stretching wire fence, you'll come to count on PullzAll to get the job done quickly and effortlessly. The color of versatility on the job is PullzAll red. Comes with two batteries.

PN 885005 **PN 885006** (International)

SPECIFICATIONS:

Switch: Forward/reverse

Trigger: Variable speed

Power: 24 volt DC

Wattage: 7200w

Battery: Rechargeable NiMH
battery pack (with rapid charger)

Load indicator:
Electronic, with LED

Clutch: None

Brake: Dynamic

Wire rope:
7/32" X 15' (6mm X 4.6m)

Weight: 18 Lbs. (8.2 kg)

Dimensions:
20" L. x 12.50" W. x 13.25" H.
(.50m L. x .31m W. x .33m H.)





WARN 4700 DC

HEAVY PULLER FOR TRAILERS AND GENERAL LOAD-MOVING

The 4700 DC boasts a ready-for-anything attitude. Bring on the big loads, the big jobs no one wants to tackle. Couple 60' of wire rope with the powerful 3-stage planetary gear train and you've got a peerless load-mover. Pulls up to 4,700 lbs, no problem.

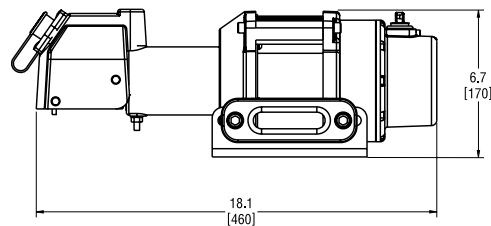
PN 94700

SPECIFICATIONS:

- Capacity:** 4,700 Lbs. (2130 kg) single-line
- Switch type:** Remote with 12' (3.7 m) lead
- Motor:** Permanent magnet
- HP:** 1.9 hp 3.0" Diameter
- Power:** 12V DC
- Gear train:** 3-stage planetary
- Clutch control:** Paddle
- Brake:** Dynamic and mechanical braking
- Wire rope:** 1/4" X 60' (18.3 m)
- Fairlead:** Hawse
- Electrical leads:** 2-6' (1.8 m) X 6 Gauge cable
- Weight:** 42 Lbs. (19.1 kg)
- Warranty:** Limited one year
- Replacement Wire Rope:** PN 71297

12V DC performance specs (first layer of drum)

Line Pull Lbs. (kg)	Line Speed Ft./min. (M/min.)	Motor Current	Pull by layer: layer/Lbs. (kg)
0 (0)	17.9 (5.5)	47 Amps	1/4700 (2130)
1000 (453.6)	12.8 (3.9)	82 Amps	2/3980 (1800)
2000 (907.2)	10.8 (3.3)	150 Amps	3/3450 (1560)
3000 (1360.8)	8.1 (2.5)	212 Amps	4/3041 (1380)
4000 (1814.4)	5.8 (1.8)	277 Amps	5/2720 (1230)
4700 (2132)	4.3 (1.3)	322 Amps	



Winch dimensions:
12" L. x 19.5" W. x 8.0" H. (.30m L. x .49m W. x .20m H.)



WARN 4000 DC **NEW**

VERSATILE AND POWERFUL - GREAT FOR TRAILERS OR THE JOBSITE

The new 4000 DC has heavy-duty pulling power; perfect for loading a heavy vehicle onto a trailer or winching the big loads at work. With durable wire rope, a roller fairlead, and a sturdy remote control, this winch is ready to go to work.

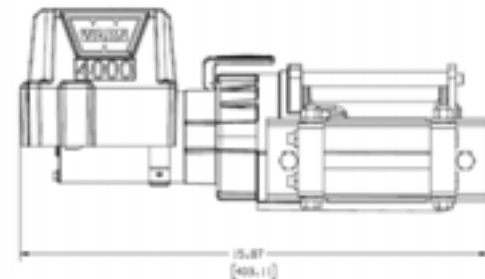
PN 94000

SPECIFICATIONS:

- Capacity:** 4000 lbs. (1814 kg) single line
- Switch Type:** Remote with 12' (3.7 m) Lead
- Motor:** Permanent Magnet
- HP:** 1.9 HP
- Power:** 12 volt DC
- Drum Diameter:** 2.375" (6.03 cm)
- Gear Train:** 3-Stage planetary
- Clutch:** Lever - Multi-Directional
- Hole Pattern:** 3 holes
- Gear Ratio:** 176:1
- Brake:** Dynamic and mechanical braking
- Wire Rope:** 7/32" X 43' (13 m)
- Fairlead:** Roller
- Electrical Leads:** 2 - 6' (1.8 m) x 6 gauge cable
- Warranty:** 1 year limited
- Replacement Wire Rope:** PN 78987

12V DC performance specs (first layer of drum)

Line Pull Lbs. (kg)	Line Speed Ft./min. (M/min.)	Motor Current	Pull by layer: layer/Lbs. (kg)
0 (0)	7.2 (2.2)	6.7 Amps	1/4000 (1814)
500 (226.8)	6.8 (2.0)	24.1 Amps	2/3410 (1550)
1000 (453.6)	5.7 (1.7)	44.7 Amps	3/3170 (1440)
2000 (907.2)	10.9 (3.3)	180 Amps	4/2950 (1340)
3000 (1361)	8.9 (2.7)	210 Amps	
4000 (1814)	6.9 (2.1)	240 Amps	



Winch dimensions:
15.87" L. x 7.33" W. x 6.88" H.
(403.11cm L. x 186.28 W. x 174.71cm H.)



WARN 2000 DC **NEW**

IDEAL FOR USE ON TRAILERS OR HITCH MOUNTS

The compact yet powerful WARN 2000 DC utility winch is great for a variety of tasks, whether it's loading a vehicle onto a trailer or simply moving a heavy load at the jobsite. With 2,000 lbs. of pulling capacity, a new easy-to-use clutch lever, and a corded remote, this light-duty winch is big on features and value.

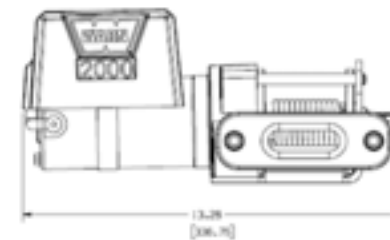
PN 92000

SPECIFICATIONS:

- Capacity:** 2,000 lbs. (907 kg) single-line
- Brake:** Self-locking gear train (Rated Load Holding)
- Switch Type:** Remote Control
- Motor:** Permanent Magnet
- Wire Rope:** 3/16" X 35' (10.7 m)
- HP:** 1.6 HP 3.0"
- Power:** 12 volt DC
- Gear Train:** Split Ring Gear
- Clutch:** Knob, pull and turn
- Drum Diameter:** 1-1/4 in. (3.18 cm)
- Fairlead:** Hawse
- Hole Pattern:** 2 Holes on 3.1" (7.87 cm) center
- Gear Ratio:** 153:1
- Electrical Leads:** 2 - 6' (1.8 m)
- Weight:** 18 lbs. (8.2 kg.)
- Warranty:** 1 year limited

12V DC performance specs (first layer of drum)

Line Pull Lbs. (kg)	Line Speed Ft./min. (M/min.)	Motor Current	Pull by layer: layer/Lbs. (kg)
0 (0)	7.2 (2.2)	6.7 Amps	1/2000 (907)
500 (226.8)	6.8 (2.0)	24.1 Amps	2/1504 (638)
1000 (453.6)	5.7 (1.7)	44.7 Amps	3/1348 (612)
1500 (1360.8)	4.8 (1.4)	72.0 Amps	4/1222 (555)
2000 (907)	4.2 (1.3)	80.0 Amps	5/1117 (507)



Winch dimensions:
13.26" L. x 5.18" W. x 6.08" H.
(336.75cm L. x 131.47 W. x 154.40cm H.)



WARN 3000 ACI A PLUG-IN PULLING POWERHOUSE

With a 3,000 lbs. pulling capacity, a TEFC Induction AC motor for a long duty cycle and 100' of 5/16" wire rope, the 3000 ACI is just what you need when you need a heavy-hauling AC-powered winch. The perfect fixed-mount station winch.

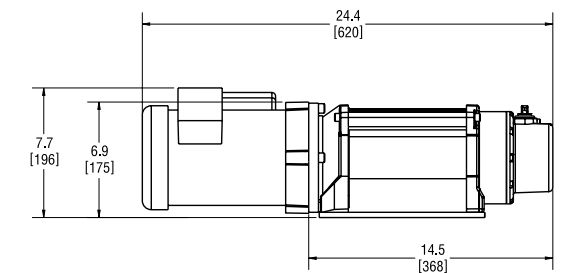
PN 93000

SPECIFICATIONS:

- Capacity:** 3,000 Lbs. (1361 kg) single line
- Switch type:** Drum switch/ station type
- Motor:** TEFC induction AC motor
- HP:** 0.7 hp 56C
- Power:** 115/230 volt
- Gear train:** 3-stage planetary
- Clutch Control:** Paddle
- Brake:** Dynamic and mechanical braking
- Wire rope:** 5/16" X 100' (30.5 m)
- Fairlead:** None
- Electrical leads:** None
- Weight:** 76 Lbs. (34.5 kg)
- Warranty:** Limited one year
- Replacement Wire Rope:** PN 27110

120V AC performance specs (first layer of drum)

Line Pull Lbs. (kg)	Line Speed Ft./min. (M/min.)	Motor Current	Pull by layer: layer/Lbs. (kg)
0(0)	12.2(3.7)	9.1 Amps	1/3000(1361)
1000(453.6)	8.8(2.7)	11.0 Amps	2/2700(1225)
1500(680.4)	8.8(2.7)	12.7 Amps	3/2460(1116)
2000(907.2)	8.6(2.6)	14.8 Amps	4/2250(1021)
2500(1134)	8.5(2.6)	17.7 Amps	5/2070(939)
3000(1360.8)	8.1(2.5)	20.9 Amps	



Winch dimensions:
11" L. x 29" W. x 13" H. (.28m L. x .74m W. x .33m H.)



WARN DRILL WINCH

DRILL-POWERED PORTABLE WINCH

NEW

How do you turn a mere handheld power drill into a portable, versatile pulling tool? With the rugged, versatile, and easy-to-use WARN Drill Winch. From moving heavy nursery stock, to pulling a rolling load up onto a trailer, the 500 lbs. capacity Drill Winch does the hard-to-handle pulling jobs.

- Lightweight and portable, with a 500 lbs. single-line pulling capacity
- Powered by standard portable drill (not included)
- Free-spool clutch makes rigging fast and easy
- Includes 30 feet of wire rope, integrated hawse fairlead, and rigging hooks (front and rear)

PN 910500

RIGGING KIT

- Carry bag to hold Drill Winch and rigging items
- 5/8" D-shackles
- Two load anchor straps

PN 685014



WARN 1500AC

EXTRA MUSCLE FOR THE BIGGER SHOP CHORES

The WARN 1500AC delivers 1,500 lbs. (680kgs) of AC-powered pulling capacity. A powerful 0.8-horsepower permanent magnet motor, industrial planetary gearing, and all-metal housing provide smooth, reliable pulling power. A vented motor end cap and externally serviceable brushes provide improved motor cooling, extended run time and motor life. Includes a 10-foot (3m) power cord, 43-feet of 3/16" diameter steel rope, and a sealed pendant remote with 10-foot (3m) lead. **PN 85330**

SPECIFICATIONS:

Capacity: 1,500 Lbs. (680kg) single-line
Motor: 120V AC, 0.8 hp (600W) permanent magnet
Power: 120V AC, GFCI
Controls: Pendant remote
Gear train: Planetary, Differential Planetary
Gear ratio: 261:1
Clutch (freespool): Pull and turn
Brake: Self braking transmission

Warranty: 1 year limited
Drum diameter/length: 2.0"/3.3" (52mm/84mm)
Rope: Galvanized steel wire, Ø 3/16" x 43' (Ø 4.8mm x 13.1 m)
Length: 15.42" (39.2cm)
Drum diameter: 2.0" (52mm)
Fairlead: Roller
Power: 120V AC, GFCI
Duty cycle: Intermittent
Finish: Powder-coat
Mounting bolt pattern: 3.1" x 2.5" (78.8mm x 63.5mm)
Weight: 28 Lbs. (12.7 kg)

1500AC performance specs (first layer of drum)

Line Pull Lbs. (kg)	Line Speed FT./min (M/min.)	Motor Current (At 120V AC)
0 (0)	10.9 (3.3)	.7 Amps
250 (113)	8.8 (2.7)	1.9 Amps
500 (227)	8.0 (2.4)	3.3 Amps
750 (340)	6.9 (2.1)	4.8 Amps
1000 (454)	6.1 (1.8)	6.5 Amps
1000 (454)	5.5 (1.7)	8.2 Amps
1500 (680)	4.9 (1.5)	9.9 Amps

Above performance specs are based on first layer of drum

WARN 1000AC

AC PULLING POWER FOR SHOPS AND INDOOR WORKSITES

Ideal for use anywhere 120-Volt AC power is available, the WARN® 1000AC winch delivers 1,000 lbs. of pulling capacity. 43' of wire rope, a long duty cycle and legendary WARN durability make this a tool you can rely on to get the job done.

PN 80010

SPECIFICATIONS:

Capacity: 1,000 Lbs. (454 kg) single-line
Motor: 120V AC, 0.8 hp (600W) permanent magnet
Power: 120V AC, GFCI
Controls: Pendant remote
Gear train: Planetary, differential planetary
Gear ratio: 261:1
Clutch (freespool): Pull & turn
Brake: Self braking transmission

Warranty: 1 year limited
Drum diameter/length: 2.0"/3.3" (52mm/84mm)
Rope: Galvanized steel wire, Ø 3/16" x 43' (Ø 4.8mm x 13.1 m)
Length: 15.42" (39.2cm)
Drum diameter: 2.0" (52mm)
Fairlead: Hawse
Power: 120V AC, GFCI
Duty cycle: Intermittent
Finish: Powder-coat
Mounting bolt pattern: 3.1" x 2.5" (78.8mm x 63.5mm)
Weight: 26.5 Lbs (12.0 kg)

1000AC performance specs (first layer of drum)

Line Pull Lbs. (kg)	Line Speed FT./min (M/min.)	Motor Current (At 120V AC)
0 (0)	9.6 (2.9)	.6 Amps
250 (113)	8.4 (2.5)	1.6 Amps
500 (227)	7.6 (2.3)	2.8 Amps
750 (340)	6.7 (2.0)	4.1 Amps
1000 (454)	6.1 (1.8)	5.4 Amps

Above performance specs are based on first layer of drum



PULLZALL ACCESSORIES



PULLZALL RIGGING KIT

- Carry bag designed to hold PullzAll and rigging items
- 5/8" D-shackles
- Two load anchor straps

PN 685014

PULLZALL SLING

NEW

The PullzAll Sling is ideal for moving large or bulky items with your WARN PullzAll. Durable nylon construction ensures plenty of durability. Exterior straps allow for numerous rigging configurations.

- Works with any WARN PullzAll
- Durable nylon construction
- Allows for various rigging options
- 1,000 lb. (454 kg) capacity

PN 91601



PULLZALL 12V CHARGER

For use with cordless PullzAll, this product plugs into the accessory/cigarette lighter of your automobile and will charge the 24V NiMH battery.

PN 685012

PULLZALL RESCUE KIT

VERSATILE KIT—DESIGNED FOR FIRE/RESCUE TEAMS

From extractions to stabilizing vehicles to peeling back sheet metal, PullzAll does the job. Critical accessories are included—two NiMH batteries, two 10" rigging cable attachments, charger, two rigging straps, two D-shackles, a snatch block, and a case to hold it—all designed to ensure that you get the most out of this ultra-portable, yet powerful tool.

PN 83360 PullzAll Rescue Kit

PN 86357 PullzAll carry bag



PULLZALL RIGGING CABLE

Galvanized aircraft wire rope with loop on both ends allows you to hook up to another sharp object for an anchor point. Sold in packs of six.

PN 83362 10" length

PN 83361 24" length

PULLZALL BATTERY

24V NiMH pack for the cordless PullzAll. Perfect for use as a spare and as a direct-replacement unit.

PN 685013



UTILITY WINCH ACCESSORIES



UTILITY WINCH RIGGING KIT

- Snatch block, rated to 7,000 lbs.
- 5/8" D-shackles
- Load/anchor strap rated to 14,400 lbs.
- Nylon soft carrying case

PN 70792

PORTABLE ANCHOR PLATE

- Mounting platform for WARN Utility winches
- Allows the winch to be portable and anchored to a variety of objects



PN 70770



QUICK CONNECT PLUGS

- Allows for convenient connect/disconnect to the battery power source

PN 22680

HITCH ADAPTOR

- Use to mount WARN Utility winches
- Mounts to 2" Class III receiver
- Black powder-coat finish
- Hitch pin included



PN 68531

NEOPRENE WINCH COVERS

NEW

Keep your WARN winch looking new with these Neoprene winch covers. Made from durable, form-fitting Neoprene, these covers provide protection from flying stones, road debris, and the elements.

- Elastic cover stretches over winch and resists flapping—no cords or straps
- UV protectant spray included to prolong the life of the winch cover



WIRELESS WINCH CONTROL SYSTEM

The WARN Wireless Control System lets you remotely control your WARN winch from up to 50' away. The new system is plug-and-play: It simply plugs in where you'd normally attach your corded remote—no wiring, no hassle. Weatherproof transmitter has two large buttons making it easy to operate, even while wearing gloves.

- Two-color LED provides clear operator feedback
- Control your winch from up to 50' away
- Easy plug-and-play installation
- Sealed for protection against the elements
- Kit includes wireless transmitter, receiver, holster, lanyard and mounting hardware

PN 90287 Works with all five-wire truck winches and WARN 4000 DC and 4700 DC utility winches

REMOTE CONTROL

- Replacement remote control for WARN 4000 and 4700 winches with a 30' lead



PN: 69175

ROLLER FAIRLEAD

- Assists in guiding the wire rope onto the winch drum
- Extends wire rope life
- Upgrade for WARN 1700/4700 winches



PN 64952



PN 91423 Fits DC1700, 2000DC
PN 91424 Fits DC3700, 4000DC
PN 91425 Fits DC4700



WARN INDUSTRIAL RAW POWER AT EVERY TURN

Why should you care that WARN makes a wide array of high-performance, long-cycle winches for the Industrial and Severe Duty worlds? Because it's further proof that WARN meets all challenges head-on. WARN Industrial products come in a full line of both hydraulic and electric winches, as well as hoists. And, to top things off, our Industrial DC electric winch workhorses are now available with Spydura Pro™ Synthetic Rope.

WARN HYDRAULIC PLANETARY GEAR WINCHES

For hydraulic winching applications, no product performs better than a WARN® Industrial winch. Powerful hydraulic motors allow for extended duty. Hardened steel, gear trains deliver efficient and reliable operation plus fast line speeds. Like their electric cousins, these products comply with worldwide quality and safety standards.



SERIES 30XL For heavy tow, utility and trailer applications.

- PN 77880 (Standard Drum, Manual Clutch)
- PN 77900 (Standard Drum, Air Clutch)
- PN 75990 (Long Drum, Manual Clutch)
- PN 77890 (Long Drum Air Clutch)

SERIES 20XL Great for carriers, trailers, or severe-duty applications.

- PN 74750 (Standard Drum, Air Clutch)
- PN 77550 (Standard Drum, Manual Clutch)
- PN 77560 (Long Drum, Air Clutch)
- PN 77570 (Long Drum, Manual Clutch)

SERIES XL-LP WINCHES For systems that operate below 3000 psi.

- PN 78970 (20XL-LP, Standard Drum, Air Clutch)
- PN 78980 (20XL-LP, Standard Drum, Manual Clutch)
- PN 79210 (20XL-LP, Long Drum, Air Clutch)
- PN 79220 (20XL-LP, Long Drum, Manual Clutch)
- PN 80508 (30XL-LP, Standard Drum, Air Clutch)
- PN 80509 (30XL-LP, Standard Drum, Manual Clutch)
- PN 80510 (30XL-LP, Long Drum, Air Clutch)
- PN 80511 (30XL-LP, Long Drum, Manual Clutch)

SERIES 30XL 2-SPEED

Fast no-load line retrieval.

- PN 81617 (Long Drum, Air Clutch, Low-pressure, 2-speed)
- PN 82710 (Long Drum, Air Clutch, 2-speed)

SERIES 18

Hydraulic pulling power up to 18,000 lbf.

- PN 74125 (Anti-clockwise)

SERIES 15

Pulling capacity up to 15,000 lbf.

- PN 65931 (Anti-clockwise)

SERIES 12 Perfect for most tow, utility and trailer applications.

- PN 30285 (Anti-clockwise, 4.8)
- PN 30286 (Clockwise, 4.8)

SERIES 9 Dependable workhorse with 9,000 lbf. of pulling power.

- PN 30281 (Anti-clockwise, 4.9)
- PN 30282 (Clockwise, 4.9)
- PN 30279 (Anti-clockwise, 3.0)

SERIES 6 Winching capacity up to 6,000 lbf.

- PN 33445 (Anti-clockwise)

W69 9,000 lb. worm gear hydraulic winch.

- 90100 (Standard drum with manual clutch)
- 90300 (Long drum with manual clutch)
- 90600 (Long drum with remote clutch)

DC ELECTRIC PLANETARY GEAR WINCHES

For electrically powered applications, WARN Industrial offers a comprehensive line of products to meet or exceed your expectations. All electric winches feature heavy-duty 12- or 24-volt series-wound industrial motors and hardened steel three-stage planetary gear trains that provide efficient and reliable operation. Every WARN Industrial planetary winch complies with the world's most stringent standards, including SAE J706 and NFPA.



Check out the new line of winches equipped with Spydura Pro™ and Spydura Pro Max™ synthetic rope

SERIES 18 DC Heavy pulling power up to 18,000 lbf.

- PN 72005 (24V Motor)

SERIES 15 DC 12 or 24v electric winch pulls up to 15,000 lbf.

- PN 66032 (12V Motor)
- PN 65932 (24V Motor)
- PN 91054 (12V, Spydura Pro rope)
- PN 91053 (12V, Spydura Pro Max rope)

SERIES 12 DC Industrial electric winch pulls up to 12,000 lbf.

- PN 30289 (12V Motor)
- PN 30290 (24V Motor)
- PN 91044 (12V, Spydura Pro rope)
- PN 91043 (12V, Spydura Pro Max rope)

SERIES 9 DC Industrial grade winch pulls up to 9,000 lbf.

- PN 30283 (12V Motor)
- PN 30284 (24V Motor)
- PN 91034 (12V, Spydura Pro rope)
- PN 91033 (12V, Spydura Pro Max rope)



SEVERE DUTY WINCHES

Proven in the harshest situations imaginable, WARN Severe Duty winches are built to stringent standards. Many WARN Severe Duty winches feature contactors and motors that are potted in a two-part silicone compound that provides total protection from water intrusion. A high grade, chemical resistant finish offers the ultimate in corrosion resistance

while a powerful series-wound motor with thermal protection and overload interrupt switch provides unmatched performance and durability for today's customer.

SEVERE DUTY 18 24v electric self-recovery winch.

Part numbers: Contact Warn Industries customer service for application assistance

SEVERE DUTY 12 DEEP FORDING Built to stringent standards.

Part numbers: Contact Warn Industries customer service for application assistance



PLANETARY GEAR HOISTS

WARN Industrial hoists combine the performance of heavy duty motors with hardened steel planetary gear trains to provide optimum power in lifting operations. DC electric hoists are available with 12V and 24V motors while hydraulic hoists work with all hydraulic systems. All WARN hoists comply with the world's most stringent standards.

DC4000

DC electric hoist lifts up to 4,000 lbf.

PN 89833 (12V)
PN 90124 (24V)

DC3000

DC electric hoist lifts up to 3,000 lbf.

PN 85251 (12V)
PN 63897 (12V CCW)
PN 85252 (24V)

DC2500

DC electric hoist lifts up to 2,500 lbf.

PN 74396 (12V)
PN 78355 (12V, CCW)

DC2000 LF

DC electric hoist lifts up to 2,000 lbf.

PN 70469 (12V)
PN 85160 (24V)

DC2000 MF

Mid-frame DC electric hoist lifts up to 2,000 lbf.

PN 63899 (12V)
PN 85190 (24V)

DC1600

DC electric hoist lifts up to 1,600 lbf.

PN 33503 (12V)
PN 85159 (24V)

DC1200

Midsize hoist lifts up to 1,200 lbf.

PN 64254 (12V)
PN 85250 (24V)

DC1000

DC electric hoist lifts up to 1,000 lbf.

PN 82469 (12V)
PN 84350 (12V Short Drum)

DC800

Compact hoist lifts up to 800 lbf.

PN 82467 (12V)
PN 82468 (24V)

HY3000

Hydraulic hoist lifts up to 3,000 lbf.

PN 36949
PN 36948 (CCW)

HY2000

Compact hydraulic hoist lifts up to 2,000 lbf.

PN 68032

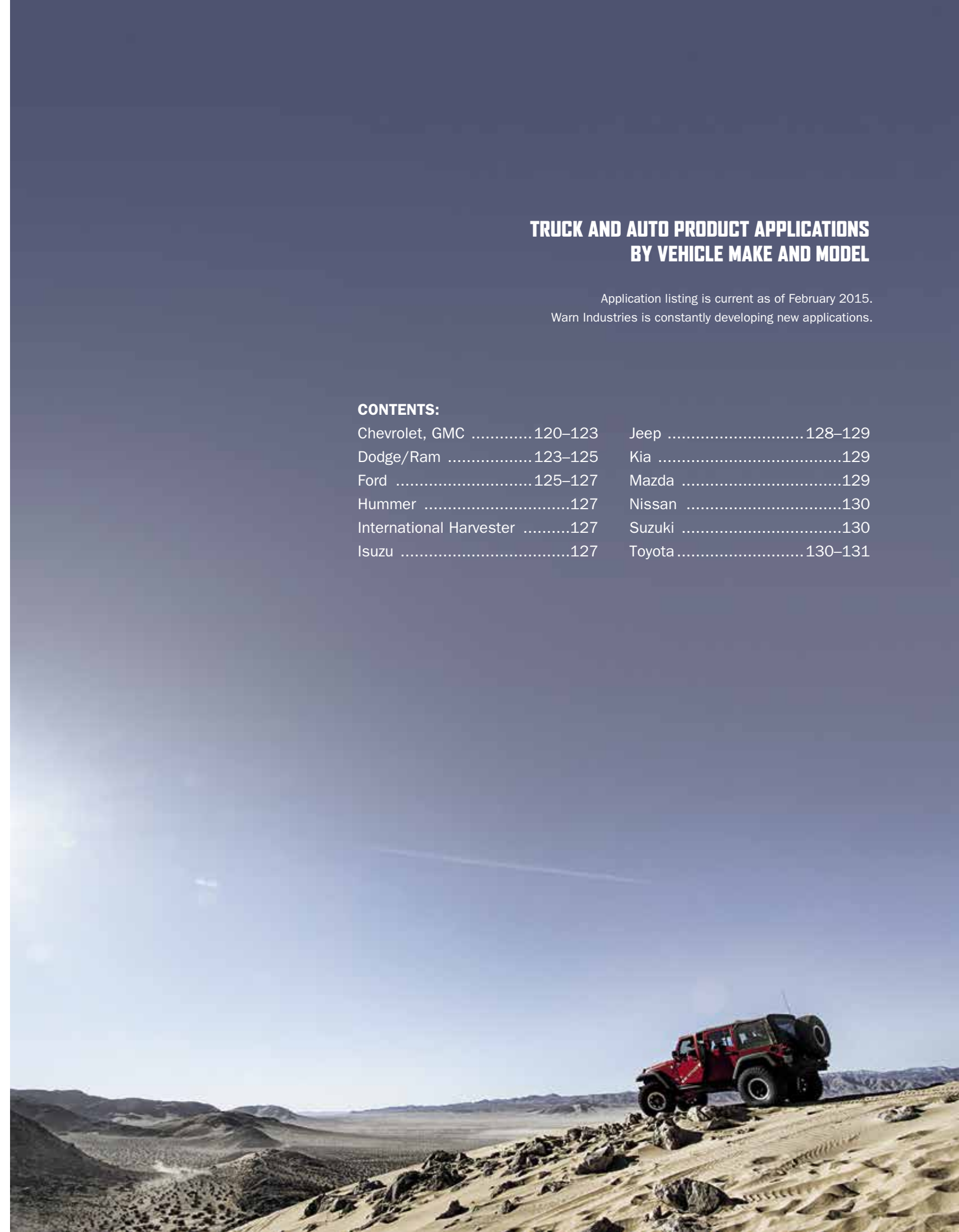


TRUCK AND AUTO PRODUCT APPLICATIONS BY VEHICLE MAKE AND MODEL

Application listing is current as of February 2015. Warn Industries is constantly developing new applications.

CONTENTS:

Chevrolet, GMC 120–123	Jeep 128–129
Dodge/Ram 123–125	Kia 129
Ford 125–127	Mazda 129
Hummer 127	Nissan 130
International Harvester 127	Suzuki 130
Isuzu 127	Toyota 130–131



MOUNTING SYSTEMS FOOTNOTES:

V 20'/6m Power Lead (PN 32963) or 24'/8m Power Lead (PN 32966) required for winching from rear

(10) Includes a set of WARN W350F wireless fog lamps

(31) Not compatible when installing M8274-50 winch

MOUNTING SYSTEMS

'07-13 SILVERADO 1500, 2WD & 4WD

Trans4mer Grille Guard, Black	75230
Angled Light Bar, Black	73745
Brush Guard, Black	75590
Trans4mer Grille Guard, Stainless	76007
Angled Light Bar, Stainless	73753
Brush Guard, Stainless	75720
Receiver, Black only (use with Trans4mer only)	29397
Winch Carrier (PowerPlant, Endurance 12.0, ZEON, VR12, VR10, 9.5cti, 9.5xp, XD9i, XD9, M8, VR8)	29394
Winch Carrier (M8274-50 only)	62027

'03-06, '07 "CLASSIC" SILVERADO 1500, '03-06 AVALANCHE 1500 WITHOUT CLADDING, 2WD & 4WD

Trans4mer Grille Guard, Black	76139
Angled Light Bar, Black	73745
Brush Guard, Black (Three-Bar Wrap Around)	65340
Trans4mer Grille Guard, Stainless	76243
Angled Light Bar, Stainless	73753
Receiver, Black only (use with Trans4mer only)	29397
Winch Carrier (PowerPlant, Endurance 12.0, ZEON, VR12, VR10, 9.5cti, 9.5xp, XD9i, XD9, M8, VR8)	29394
Winch Carrier (M8274-50 only)	62027

'03-06 SILVERADO 1500HD, 2500 (NON-HD) 2WD & 4WD

Trans4mer Grille Guard, Black	68162
Angled Light Bar, Black	73745
Brush Guard, Black (Three-Bar Wrap Around)	65340
Receiver, Black only (use with Trans4mer only)	29397
Winch Carrier (PowerPlant, Endurance 12.0, ZEON, VR12, VR10, 9.5cti, 9.5xp, XD9i, XD9, M8, VR8)	29394
Winch Carrier (16.5ti, M15, M12, M8274-50)	62027
Multi-Mount Winch Frame (9.5xp, XD9i, XD9, M8, VR8) V	26370
Multi-Mount Winch Frame (PowerPlant HP) V	75330
Multi-Mount Winch Frame (ZEON 8, ZEON 10)	89990
Front Receiver (Must be Rev. B0 or later)	65150

'11-14 SILVERADO 2500HD & 3500HD, 2WD & 4WD

Gen II Trans4mer	
Bracket Kit (Required)	90165
Winch Carrier Kit, Large Frame, Black (16.5ti, M15, M12, M8274-50)	90110
Winch Carrier Kit, Mid Frame, Black (PowerPlant, Endurance 12.0, ZEON, VR12, VR10, 9.5cti, 9.5xp, XD9i, XD9, M8, VR8)	88240
Winch Carrier Kit, Industrial, Black (Series 15, 12, 9)	91405
Grille Guard Kit, Black	85495
Short Grille Guard Kit, Black (31)	84785
Headlamp Guard Kit, Black	85505
Light Bar Kit, Black (31)	80143
Receiver Kit, Black	80149
Bracket Kit (Required)	90165
Winch Carrier Kit, Large Frame, Stainless (16.5ti, M15, M12, M8274-50)	90115
Winch Carrier Kit, Mid Frame, Stainless (PowerPlant, Endurance 12.0, ZEON, VR12, VR10, 9.5cti, 9.5xp, XD9i, XD9, M8, VR8, M6)	88245
Grille Guard Kit, Stainless	85500
Short Grille Guard Kit, Stainless (31)	84790
Headlamp Guard Kit, Stainless	85510
Light Bar Kit, Stainless (31)	80148
Receiver Kit, Black	80149

Heavy Duty Bumper, With Grille/Brush Guard, Black (10) (16.5ti, M15, M12) Note: fits 2012 model	85887
Heavy Duty Bumper, Without Grille/Brush Guard, Black (10) (16.5ti, M15, M12) Note: fits 2012 model	85883

'14 SILVERADO 1500, 2WD & 4WD

Gen II Trans4mer	
Bracket Kit (Required)	91760
Winch Carrier Kit, Mid Frame, Black (PowerPlant, Endurance 12.0, ZEON, VR12, VR10, 9.5cti, 9.5xp, XD9i, XD9, M8, VR8)	88240
Grille Guard Kit, Black	92001
Headlamp Guard Kit, Black	91780
Light Bar Kit, Black (31)	80143
Receiver Kit, Black	80149

'14 GMC 1500, 2WD & 4WD

Gen II Trans4mer	
Bracket Kit (Required)	91760
Winch Carrier Kit, Mid Frame, Black (PowerPlant, Endurance 12.0, ZEON, VR12, VR10, 9.5cti, 9.5xp, XD9i, XD9, M8, VR8)	88240
Grille Guard Kit, Black	92002
Headlamp Guard Kit, Black	91770
Light Bar Kit, Black (31)	80143
Receiver Kit, Black	80149

'15 SILVERADO 2500HD & 3500HD, 2WD & 4WD

Gen II Trans4mer	
Bracket Kit (Required)	94036
Winch Carrier Kit, Large Frame, Black (16.5ti, M15, M12, M8274-50)	90110
Winch Carrier Kit, Mid Frame, Black (PowerPlant, Endurance 12.0, ZEON, VR12, VR10, 9.5cti, 9.5xp, XD9i, XD9, M8, VR8)	88240
Winch Carrier Kit, Industrial, Black (Series 15, 12, 9)	91405
Grille Guard Kit, Black	85495
Short Grille Guard Kit, Black (31)	84785
Headlamp Guard Kit, Black	94165
Light Bar Kit, Black (31)	80143
Receiver Kit, Black	80149
Bracket Kit (Required)	94036
Winch Carrier Kit, Large Frame, Stainless (16.5ti, M15, M12, M8274-50)	90115
Winch Carrier Kit, Mid Frame, Stainless (PowerPlant, Endurance 12.0, ZEON, VR12, VR10, 9.5cti, 9.5xp, XD9i, XD9, M8, VR8, M6)	88245
Grille Guard Kit, Stainless	85500
Short Grille Guard Kit, Stainless (31)	84790
Headlamp Guard Kit, Stainless	94166
Light Bar Kit, Stainless (31)	80148
Receiver Kit, Black	80149

'07-10 SILVERADO 2500HD & 3500HD, 2WD & 4WD

Gen II Trans4mer	
Bracket Kit (Required)	90140
Winch Carrier Kit, Large Frame, Black (16.5ti, M15, M12, M8274-50)	90110
Winch Carrier Kit, Mid Frame, Black (PowerPlant, Endurance 12.0, ZEON, VR12, 9.5cti, 9.5xp, XD9i, XD9, M8, VR8)	88240
Winch Carrier Kit, Industrial, Black (Series 15, 12, 9)	91405
Grille Guard Kit, Black	80980
Short Grille Guard Kit, Black (31)	84785
Light Bar Kit, Black (31)	80143
Receiver Kit, Black	80149
Bracket Kit (Required)	90140
Winch Carrier Kit, Large Frame, Stainless (16.5ti, M15, M12, M8274-50)	90115
Winch Carrier Kit, Mid Frame, Stainless (PowerPlant, Endurance 12.0, ZEON, VR12, VR10, 9.5cti, 9.5xp, XD9i, XD9, M8, VR8)	88245
Short Grille Guard Kit, Stainless	84790
Headlamp Guard Kit, Stainless	81080
Light Bar Kit, Stainless	80148
Receiver Kit, Black	80149

MOUNTING SYSTEMS (CONTINUED)

Trans4mer Grille Guard, Black	76110
Angled Light Bar, Black	73745
Brush Guard, Black	75590
Receiver, Black only (use with Trans4mer only)	29397
Winch Carrier (PowerPlant, Endurance 12.0, ZEON, VR12, VR10, 9.5cti, 9.5xp, XD9i, XD9, M8, VR8)	29394
Winch Carrier (16.5ti, M15, M12, M8274)	62027

'03-06, '07 "CLASSIC" SILVERADO 2500HD & 3500, 2WD & 4WD

Trans4mer Grille Guard, Black	76244
Angled Light Bar, Black	73745
Brush Guard, Black (Three-Bar Wrap Around)	65340
Trans4mer Grille Guard, Stainless	76245
Angled Light Bar, Stainless	73753
Receiver, Black only (use with Trans4mer only)	29397
Winch Carrier (PowerPlant, Endurance 12.0, ZEON, VR12, VR10, 9.5cti, 9.5xp, XD9i, XD9, M8, VR8, M6)	29394
Winch Carrier (16.5ti, M15, M12, M8274)	62027

Multi-Mount Winch Frame (9.5xp, XD9i, XD9, M8, VR8) V	26370
Multi-Mount Winch Frame (PowerPlant HP) V	75330
Multi-Mount Winch Frame (ZEON 8, ZEON 10)	89990
Front Receiver	65150

'01-02 SILVERADO 2500HD AND 3500, 2WD & 4WD

Trans4mer Grille Guard, Black	61145
Angled Light Bar, Black	73745
Brush Guards, Black (Three-Bar Wrap Around)	39190
Receiver, Black only (use with Trans4mer only)	29397
Winch Carrier (PowerPlant, Endurance 12.0, ZEON, VR12, VR10, 9.5cti, 9.5xp, XD9i, XD9, M8, VR8)	29394
Winch Carrier (16.5ti, M15, M12, M8274-50)	62027

Multi-Mount Winch Frame (9.5xp, XD9i, XD9, M8, VR8) V	26370
Multi-Mount Winch Frame (PowerPlant HP) V	75330
Multi-Mount Winch Frame (ZEON 8, ZEON 10)	89990
Front Receiver (Must be Rev. B0 or later)	60268

'07-14 AVALANCHE, TAHOE, SUBURBAN, 1/2 TON ONLY, 2WD & 4WD

Trans4mer Grille Guard, Black	74140
Angled Light Bar, Black	73745
Brush Guards, Black	74830
Receiver, Black only (use with Trans4mer only)	29397
Winch Carrier (PowerPlant, Endurance 12.0, ZEON, VR12, VR10, 9.5cti, 9.5xp, XD9i, XD9, M8, VR8)	29394

'07-14 SUBURBAN, 3/4 TON ONLY, 2WD & 4WD

Trans4mer Grille Guard, Black	76420
Angled Light Bar, Black	73745
Brush Guards, Black	74830
Receiver, Black only (use with Trans4mer only)	29397
Winch Carrier (PowerPlant, Endurance 12.0, ZEON, VR12, VR10, 9.5cti, 9.5xp, XD9i, XD9, M8, VR8)	29394

'99-02 SILVERADO, '00-06 TAHOE, SUBURBAN, 1/2 TON ONLY, 2WD & 4WD

Trans4mer Grille Guard, Black	39185
Angled Light Bar, Black	73745
Brush Guards, Black (Three-Bar Wrap Around)	39190
Receiver, Black only (use with Trans4mer only)	29397
Winch Carrier (PowerPlant, Endurance 12.0, ZEON, VR12, VR10, 9.5cti, 9.5xp, XD9i, XD9, M8, VR8)	29394
Winch Carrier (M12, M8274-50)	62027

Hidden Mount, (9.5xp, XD9, M8, VR8, M6) (20)	61770
--	-------

'99-02 SILVERADO, '00-06 SUBURBAN, 3/4 TON ONLY, 2WD & 4WD; '01-02 1500HD CREW CAB

Trans4mer Grille Guard, Black	60036
Angled Light Bar, Black	73745
Brush Guards, Black (Three-Bar Wrap Around)	39190
Receiver, Black only (use with Trans4mer only)	29397
Winch Carrier (PowerPlant, Endurance 12.0, ZEON, VR12, VR10, 9.5cti, 9.5xp, XD9i, XD9, M8, VR8)	29394
Winch Carrier (M12, M8274-50)	62027

Multi-Mount Winch Frame (9.5xp, XD9i, XD9, M8, VR8) V	26370
Multi-Mount Winch Frame (PowerPlant HP) V	75330
Multi-Mount Winch Frame (ZEON 8, ZEON 10)	89990
Front Receiver	60268

'07-13 GMC SIERRA 1500 1/2 TON, 2WD & 4WD

Trans4mer Grille Guard, Black	75230
Angled Light Bar, Black	73745
Brush Guard, Black	77675
Trans4mer Grille Guard, Stainless	76007
Angled Light Bar, Stainless	73753
Brush Guard, Stainless	77680
Receiver, Black only (use with Trans4mer only)	29397
Winch Carrier (PowerPlant, Endurance 12.0, ZEON, VR12, VR10, 9.5cti, 9.5xp, XD9i, XD9, M8, VR8)	29394
Winch Carrier (M8274-50 only)	62027

'03-06, '07 "CLASSIC" GMC 1500 SIERRA 1/2 TON 2WD & 4WD

Trans4mer Grille Guard, Black	76246
Angled Light Bar, Black	73745
Brush Guards, Black (Two-Bar Wrap Around)	67730
Winch Carrier (PowerPlant, Endurance 12.0, ZEON, VR12, VR10, 9.5cti, 9.5xp, XD9i, XD9, M8, VR8)	29394
Winch Carrier (M8274-50 only)	62027

'11-14 GMC 2500HD & 3500HD, 2WD & 4WD

Gen II Trans4mer	
Bracket Kit (Required)	90165
Winch Carrier Kit, Large Frame, Black (16.5ti, M15, M12, M8274-50)	90110
Winch Carrier Kit, Mid Frame, Black (PowerPlant, Endurance 12.0, ZEON, VR12, VR10, 9.5cti, 9.5xp, XD9i, XD9, M8, VR8)	88240
Winch Carrier Kit, Industrial, Black (Series 15, 12, 9)	91405
Grille Guard Kit, Black	85495
Short Grille Guard Kit, Black (31)	84785
Headlamp Guard Kit, Black	85505
Light Bar Kit, Black (31)	80143
Receiver Kit, Black	80149
Bracket Kit (Required)	90165
Winch Carrier Kit, Large Frame, Stainless (16.5ti, M15, M12, M8274-50)	90115
Winch Carrier Kit, Mid Frame, Stainless (PowerPlant, Endurance 12.0, ZEON, VR12, VR10, 9.5cti, 9.5xp, XD9i, XD9, M8, VR8)	88245
Grille Guard Kit, Stainless	85500
Short Grille Guard Kit, Stainless (31)	84790
Headlamp Guard Kit, Stainless	85510
Light Bar Kit, Stainless (31)	80148
Receiver Kit, Black	80149

'15 GMC 2500HD & 3500HD, 2WD & 4WD

Gen II Trans4mer	
Bracket Kit (Required)	94036

MOUNTING SYSTEMS FOOTNOTES:

V 20'/6m Power Lead (PN 32963) or 24'/8m Power Lead (PN 32966) required for winching from rear

(20) Roller Fairlead Cover 35363 is highly recommended

(31) Not compatible when installing M8274-50 winch



MOUNTING SYSTEMS FOOTNOTES:

- I Will not fit 2WD
- J Must be revision #BO for 9000 winch PN 27550 or 28500
- S For 2WD trucks the bumper or grille guard will match the front-end styling of the truck. However, the frame brackets will not fit and will require significant rework
- V 20'/6m Power Lead (PN 32963) or 24'/8m Power Lead (PN 32966) required for winching from rear
- (3) GMC SLE, SLS and SLT require slots to be cut into plastic bumper cover
- (21) Roller Fairlead Cover 25580 is highly recommended
- (*) Cannot be used with winch carrier when winch is mounted

MOUNTING SYSTEMS (CONTINUED)

Winch Carrier Kit, Large Frame, Black (16.5ti, M15, M12, M8274-50)	90110
Winch Carrier Kit, Mid Frame, Black (PowerPlant, Endurance 12.0, ZEON, VR12, VR10, 9.5cti, 9.5xp, XD9i, XD9, M8, VR8)	88240
Winch Carrier Kit, Industrial, Black (Series 15, 12, 9)	91405
Grille Guard Kit, Black	85495
Short Grille Guard Kit, Black ⁽³¹⁾	84785
Headlamp Guard Kit, Black	94165
Light Bar Kit, Black ⁽³¹⁾	80143
Receiver Kit, Black	80149
Bracket Kit (Required)	94036
Winch Carrier Kit, Large Frame, Stainless (16.5ti, M15, M12, M8274-50)	90115
Winch Carrier Kit, Mid Frame, Stainless (PowerPlant, Endurance 12.0, ZEON, VR12, VR10, 9.5cti, 9.5xp, XD9i, XD9, M8, VR8, M6)	88245
Grille Guard Kit, Stainless	85500
Short Grille Guard Kit, Stainless ⁽³¹⁾	84790
Headlamp Guard Kit, Stainless	94166
Light Bar Kit, Stainless ⁽³¹⁾	80148
Receiver Kit, Black	80149
'07-10 GMC SIERRA 2500HD & 3500HD, 2WD & 4WD	
Trans4mer Grille Guard, Black	76110
Angled Light Bar, Black	73745
Receiver, Black only (use with Trans4mer only)	29397
Winch Carrier (PowerPlant, Endurance 12.0, ZEON, VR12, VR10, 9.5cti, 9.5xp, XD9i, XD9, M8, VR8)	29394
Winch Carrier (16.5ti, M15, M12, M8274)	62027
'03-06, '07 "CLASSIC" GMC SIERRA 2500HD & 3500, 2WD & 4WD	
Trans4mer Grille Guard, Black	76248
Angled Light Bar, Black	73745
Brush Guards, Black (Two-Bar Wrap Around)	67730
Receiver, Black only (use with Trans4mer only)	29397
Winch Carrier (PowerPlant, Endurance 12.0, ZEON, VR12, VR10, 9.5cti, 9.5xp, XD9i, XD9, M8, VR8)	29394
Winch Carrier (16.5ti, M15, M12, M8274-50)	62027
Multi-Mount Winch Frame (9.5xp, XD9i, XD9, M8, VR8, M6) ^V	26370
Multi-Mount Winch Frame (PowerPlant) ^V	75330
Multi-Mount Winch Frame (ZEON 8, ZEON 10)	89990
Front Receiver	65150
'03-06 GMC SIERRA 1500HD, 2500 (NON-HD) 2WD & 4WD	
Multi-Mount Winch Frame (9.5xp, XD9i, XD9, M8, VR8) ^V	26370
Multi-Mount Winch Frame (PowerPlant HP) ^V	75330
Multi-Mount Winch Frame (ZEON 8, ZEON 10)	89990
Front Receiver (must be Rev. B0 or later)	65150
'99-02 GMC SIERRA, '00-06 YUKON, YUKON XL, 1/2 TON ONLY, 2WD & 4WD (EXCLUDES DENALI)	
Trans4mer Grille Guard, Black	39477
Angled Light Bar, Black	73745
Brush Guards, Black (Two-Bar Wrap Around)	67730
Receiver, Black only (use with Trans4mer only)	29397
Winch Carrier (PowerPlant, Endurance 12.0, ZEON, VR12, VR10, 9.5cti, 9.5xp, XD9i, XD9, M8, VR8)	29394
Winch Carrier (M12, M8274-50)	62027
Hidden Mount (9.5xp, XD9, M8, VR8, M6) ⁽²¹⁾	61770

'99-02 GMC SIERRA, '00-06 YUKON XL, 3/4 TON ONLY, 2WD & 4WD; '01-02 1500HD CREW CAB	
Trans4mer Grille Guard, Black	60319
Angled Light Bar, Black	73745
Brush Guards, Black (Two-Bar Wrap Around)	67730
Receiver, Black only (use with Trans4mer only)	29397
Winch Carrier (PowerPlant, Endurance 12.0, ZEON, VR12, VR10, 9.5cti, 9.5xp, XD9i, XD9, M8, VR8)	29394
Winch Carrier (M12, M8274-50)	62027
Multi-Mount Winch Frame (PowerPlant) ^V	75330
Multi-Mount Winch Frame (9.5xp, XD9i, XD9, M8, VR8, M6) ^V	26370
Multi-Mount Winch Frame (ZEON 8, ZEON 10)	89990
Front Receiver	60268
'88-99 CHEV/GMC K-SERIES 4WD PICKUP 1/2, 3/4, 1 TON, '92-99 4WD BLAZER, YUKON, SUBURBAN, TAHOE (EXCLUDES R/V 1 TON & 2WD C3500 HD, NEW DESIGN '99 SILVERADO)	
Trans4mer Grille Guard, Black ^S	29753
Light Bar, Black ^(*)	29169
Brush Guards, Black (Non-Wrap Around)	29768
Winch Carrier (VR10, XD9i, XD9, M8, VR8) ^I	29165
Multi-Mount Winch Frame (9.5xp, XD9i, XD9, M8, VR8) ^V	26370
Multi-Mount Winch Frame (PowerPlant) ^V	75330
Multi-Mount Winch Frame (ZEON 8, ZEON 10)	89990
Front Receiver ^I	25897
'81-87 PICKUP 1/2, 3/4, 1 TON; '81-88 PICKUP 1 TON; '81-91 BLAZER, JIMMY, SUBURBAN, 1 TON R/V PICKUP	
Multi-Mount Winch Frame (9.5xp, XD9i, XD9, M8, VR8) ^V	26370
Multi-Mount Winch Frame (PowerPlant) ^V	75330
Multi-Mount Winch Frame (ZEON 8, ZEON 10)	89990
Front Receiver	25855
'94-97 S-SERIES & SONOMA 4WD PICKUP; '95-97 BLAZER, JIMMY, 4WD ONLY, INCLUDES ZR2 & HIGHRIDER	
Trans4mer Grille Guard, Black ⁽³⁾	30090
Light Bar, Black ^(*)	29169
Receiver, Black only (use with Trans4mer only)	29166
Winch Carrier (VR10, XD9i, XD9, M8, VR8) ^I	29165

4WD HUBS

	Year	Cautionary Footnotes	Spline Count	Standard Manual PN	Premium Manual PN	Spindle Nut Kit Std/Prem	Hub Service Kit Std	Prem
Blazer, Jimmy, Suburban	'69-91	G, H	19	9790	20990	32720	11967	20825
1/2 Ton Pickup	'69-87	G, H	19	9790	20990	32720	11967	20825
3/4 Ton Pickup	'60-76	G	19		9072			7302
3/4 Ton Pickup	'77-87	G, H	19	9790	20990	32720	11967	20825
1 Ton Pickup	'76-87	H	30	11690	38826	32721	11714	
1 Ton Pickup, V-Series Crew Cab	'88-90	H	30	11690	38826	32721	11714	
Geo/Chevrolet Tracker	'89-00	J	26	39198	34581			7309

4WD HUBS FOOTNOTES:

- G Vehicles with full-time 4WD will require a transfer case conversion kit
- H When replacing automatic 3-hole cap screw hubs with manual hubs, you must purchase corresponding spindle nut conversion kit per application chart
- J Not for front axle disconnect systems

DODGE/RAM TRUCKS

MOUNTING SYSTEMS FOOTNOTES:

- V 20'/6m Power Lead (PN 32963) or 24'/8m Power Lead (PN 32966) required for winching from rear
- (10) Includes a set of WARN W350F wireless fog lamps
- (30) Additional drilling/grinding required for factory tow hook equipped vehicles
- (31) Not compatible when installing M8274-50 winch

MOUNTING SYSTEMS

'09-14 DODGE RAM 1500	
Gen II Trans4mer	
Bracket Kit (Required)	90135
Winch Carrier Kit, Mid Frame, Black (PowerPlant, Endurance 12.0, ZEON, VR12, VR10, 9.5cti, 9.5xp, XD9i, XD9, M8, VR8)	88240
Grille Guard Kit, Black	81610
Short Grille Guard Kit, Black	84785
Headlamp Guard Kit, Black	81620
Light Bar, Black	80143
Receiver Kit, Black	80149
Bracket Kit (Required)	90135
Winch Carrier Kit, Mid Frame, Stainless (PowerPlant, Endurance 12.0, ZEON, VR12, VR10, 9.5cti, 9.5xp, XD9i, XD9, M8, VR8)	88245
Grille Guard Kit, Stainless	81615
Short Grille Guard Kit, Stainless	84790
Headlamp Guard Kit, Stainless	81625
Light Bar, Stainless	80148
Receiver Kit, Black	80149
'06-08 DODGE 1500 2WD & 4WD INCLUDING "SPORT" PACKAGE (WILL NOT RETAIN FACTORY TOW HOOKS)	
Trans4mer Grille Guard, Black ⁽³⁰⁾	75515
Angled Light Bar, Black	73745
Brush Guards, Black (Two-Bar Wrap Around)	72470
Receiver, Black only (use with Trans4mer only)	29397
Winch Carrier (PowerPlant, Endurance 12.0, ZEON, VR12, VR10, 9.5cti, 9.5xp, XD9i, XD9, M8, VR8)	29394
Winch Carrier (M8274-50 only)	62027
'02-05 DODGE 1500 2WD & 4WD INCLUDING "SPORT" PACKAGE (WILL NOT RETAIN FACTORY TOW HOOKS)	
Trans4mer Grille Guard, Black ⁽³⁰⁾	76251
Angled Light Bar, Black	73745
Receiver, Black only (use with Trans4mer only)	29397
Winch Carrier (PowerPlant, Endurance 12.0, ZEON, VR12, VR10, 9.5cti, 9.5xp, XD9i, XD9, M8, VR8)	29394
Winch Carrier (M8274-50 only)	62027
Hidden Mount Winch Kit (9.5xp, XD9, M8, VR8)	63670

'11-15 DODGE RAM HD 4500 & 5500	
Gen II Trans4mer	
Bracket Kit (Required)	94329
Winch Carrier Kit, Large Frame, Black (16.5ti, M15, M12, M8274-50)	90110
Winch Carrier Kit, Mid Frame, Black (PowerPlant, Endurance 12.0, ZEON, VR12, VR10, 9.5cti, 9.5xp, XD9i, XD9, M8, VR8)	88240
Winch Carrier Kit, Industrial, Black (Series 15, 12, 9)	91405
Grille Guard Kit, Black	81610
Short Grille Guard Kit, Black ⁽³¹⁾	84785
Headlamp Guard Kit, Black	82695
Light Bar, Black ⁽³¹⁾	80143
Receiver Kit, Black	80149
Bracket Kit (Required)	94329
Winch Carrier Kit, Large Frame, Stainless (16.5ti, M15, M12, M8274-50)	90115
Winch Carrier Kit, Mid Frame, Stainless (PowerPlant, Endurance 12.0, ZEON, VR12, VR10, 9.5cti, 9.5xp, XD9i, XD9, M8, VR8)	88245
Grille Guard Kit, Stainless	81615
Short Grille Guard Kit, Stainless ⁽³¹⁾	84790
Headlamp Guard Kit, Stainless	82700
Light Bar, Stainless ⁽³¹⁾	80148
Receiver Kit, Black	80149
Heavy Duty Bumper, With Grille/Brush Guard, Black ⁽¹⁰⁾ (16.5ti, M15, M12) Note: fits 2012 model	85886
Heavy Duty Bumper, Without Grille/Brush Guard, Black ⁽¹⁰⁾ (16.5ti, M15, M12) Note: fits 2012 model	85882
'07-10 DODGE RAM HD 4500 & 5500, '07-10 STERLING BULLET 4500 & 5500	
Gen II Trans4mer	
Bracket Kit (Required)	90145
Winch Carrier Kit, Large Frame, Black (16.5ti, M15, M12, M8274-50)	90110
Winch Carrier Kit, Mid Frame, Black (PowerPlant, Endurance 12.0, ZEON, VR12, VR10, 9.5cti, 9.5xp, XD9i, XD9, M8, VR8)	88240
Winch Carrier Kit, Industrial, Black (Series 15, 12, 9)	91405
Grille Guard Kit, Black	81672
Short Grille Guard Kit, Black ⁽³¹⁾	85140
Headlamp Guard Kit, Black	81668



MOUNTING SYSTEMS FOOTNOTES:

- V 20'/6m Power Lead (PN 32963) or 24'/8m Power Lead (PN 32966) required for winching from rear
- (10) Includes a set of WARN W350F wireless fog lamps
- (25) Must be Revision B0 for 2001 and later models
- (31) Not compatible when installing M8274-50 winch

MOUNTING SYSTEMS (CONTINUED)

Light Bar, Black ⁽³¹⁾	80143
Receiver Kit, Black	80149
Bracket Kit (Required)	90145
Winch Carrier Kit, Large Frame, Stainless (16.5ti, M15, M12, M8274-50)	90115
Winch Carrier Kit, Mid Frame, Stainless (PowerPlant, Endurance 12.0, ZEON, VR12, VR10, 9.5cti, 9.5xp, XD9i, XD9, M8, VR8)	88245
Receiver Kit, Black	80149
'13-14 DODGE RAM HD 2500 & 3500 2WD & 4WD	
Gen II Trans4mer	
Bracket Kit (Required)	92130
Winch Carrier Kit, Large Frame, Black (16.5ti, M15, M12, M8274-50)	90110
Winch Carrier Kit, Mid Frame, Black (PowerPlant, Endurance 12.0, ZEON, VR12, VR10, 9.5cti, 9.5xp, XD9i, XD9, M8, VR8)	88240
Winch Carrier Kit, Industrial, Black (Series 15, 12, 9)	91405
Grille Guard Kit, Black	81610
Headlamp Guard Kit, Black	82695
Light Bar, Black	80143
Receiver Kit, Black	80149
Bracket Kit (Required)	92130
Winch Carrier Kit, Large Frame, Stainless (16.5ti, M15, M12, M8274-50)	90115
Winch Carrier Kit, Mid Frame, Stainless (PowerPlant HP & HD, Endurance 12.0, ZEON, VR12, VR10, 9.5cti, 9.5xp, XD9i, XD9, M8, VR8, M6)	88245
Grille Guard Kit, Stainless	81615
Headlamp Guard Kit, Stainless	82700
Light Bar, Stainless	80148
Receiver Kit, Black	80149
'10-12 DODGE RAM HD 2500 & 3500 2WD & 4WD	
Gen II Trans4mer	
Bracket Kit (Required)	90150
Winch Carrier Kit, Large Frame, Black (16.5ti, M15, M12, M8274-50)	90110
Winch Carrier Kit, Mid Frame, Black (PowerPlant, Endurance 12.0, ZEON, VR12, VR10, 9.5cti, 9.5xp, XD9i, XD9, M8, VR8)	88240
Winch Carrier Kit, Industrial, Black (Series 15, 12, 9)	91405
Grille Guard Kit, Black	81610
Short Grille Guard Kit, Black	84785
Headlamp Guard Kit, Black	82695
Light Bar, Black	80143
Receiver Kit, Black	80149
Bracket Kit (Required)	90150
Winch Carrier Kit, Large Frame, Stainless (16.5ti, M15, M12, M8274-50)	90115
Winch Carrier Kit, Mid Frame, Stainless (PowerPlant HP & HD, Endurance 12.0, ZEON, VR12, VR10, 9.5cti, 9.5xp, XD9i, XD9, M8, VR8, M6)	88245
Grille Guard Kit, Stainless	81615
Short Grille Guard Kit, Stainless	84790
Headlamp Guard Kit, Stainless	82700
Light Bar, Stainless	80148
Receiver Kit, Black	80149
Heavy Duty Bumper, With Grille/Brush Guard, Black⁽¹⁰⁾ (16.5ti, M15, M12) Note: fits 2012 models	
85886	
Heavy Duty Bumper, Without Grille/Brush Guard, Black⁽¹⁰⁾ (16.5ti, M15, M12) Note: fits 2012 models	
85882	

'06-09 DODGE RAM HD 2500 & 3500 2WD & 4WD; INCLUDING MEGACAB & MEGACAB 1500 (WILL NOT RETAIN FACTORY TOW HOOKS, EXCLUDES "SPORT" PACKAGE)

Trans4mer Grille Guard, Black	75525
Angled Light Bar, Black	73745
Brush Guards, Black (Two-Bar Wrap Around)	72470
Receiver, Black only (use with Trans4mer only)	29397
Winch Carrier (PowerPlant, Endurance 12.0, ZEON, VR12, VR10, 9.5cti, 9.5xp, XD9i, XD9, M8, VR8)	29394
Winch Carrier (16.5ti, M15, M12, M8274-50)	62027

'06-09 DODGE RAM HD 2500 & 3500 2WD & 4WD; INCLUDING MEGACAB & MEGACAB 1500*LARAMIE ONLY* (WILL NOT RETAIN FACTORY TOW HOOKS, EXCLUDES "SPORT" PACKAGE)

Trans4mer Grille Guard, Black	75790
Angled Light Bar, Black	73745
Brush Guards, Black (Two-Bar Wrap Around)	72470
Receiver, Black only (use with Trans4mer only)	29397
Winch Carrier (PowerPlant, Endurance 12.0, ZEON, VR12, VR10, 9.5cti, 9.5xp, XD9i, XD9, M8, VR8)	29394
Winch Carrier (16.5ti, M15, M12, M8274-50)	62027

'03-05 DODGE RAM HD 2500 & 3500 2WD & 4WD (WILL NOT RETAIN FACTORY TOW HOOKS, EXCLUDES "SPORT" PACKAGE)

Trans4mer Grille Guard, Black	76253
Angled Light Bar, Black	73745
Receiver, Black only (use with Trans4mer only)	29397
Winch Carrier (PowerPlant, Endurance 12.0, ZEON, VR12, VR10, 9.5cti, 9.5xp, XD9i, XD9, M8, VR8)	29394
Winch Carrier (16.5ti, M15, M12, M8274-50)	62027

Multi-Mount Winch Frame (9.5xp, XD9i, XD9, M8, VR8) ^V	26370
Multi-Mount Winch Frame (PowerPlant) ^V	75330
Multi-Mount Winch Frame (ZEON 8, ZEON 10)	89990
Front Receiver (factory tow hooks can be used)	65370

'94-02 DODGE RAM PICKUP 3/4, 1 TON 2WD & 4WD; '94-01 RAM PICKUP 1/2 TON 2WD & 4WD (EXCLUDES '02 RAM 1/2 TON NEW BODY STYLE; EXCLUDES '99-02 "SPORT" PACKAGE)

Trans4mer Grille Guard, Black	30092
Angled Light Bar, Black	73745
Receiver, Black only (use with Trans4mer only)	29397
Winch Carrier (PowerPlant, Endurance 12.0, ZEON, VR12, VR10, 9.5cti, 9.5xp, XD9i, XD9, M8, VR8)	29394
Winch Carrier (M12, M8274-50)	62027

Multi-Mount Winch Frame (9.5xp, XD9i, XD9, M8, VR8) ^V	26370
Multi-Mount Winch Frame (PowerPlant) ^V	75330
Multi-Mount Winch Frame (ZEON 8, ZEON 10)	89990
Front Receiver (will not work with factory tow hooks)	31727

4WD HUBS

	Year	Cautionary Footnotes	Spline Count	Standard Manual PN	Premium Manual PN	Spindle Nut Kit Std/Prem	Hub Service Kit Std	Prem
1/2 Ton Pickup	'57-68		19		9072			7302
1/2 Ton Pickup & Ramcharger	'69-74		19	9790	20990		11967	20825
1/2, 3/4 Ton Pickup & Ramcharger	'80-93		19	9790	20990		11967	20825
3/4 Ton Pickup	'90-93		30	11690	38826		11714	11714
3/4 Ton Pickup	'57-74		19		9072			7302
1 Ton Pickup	'90-93		30	11690	38826		11714	11714

MOUNTING SYSTEMS

'11-15 SUPER DUTY, F-250, F-350, F-450, F-550, 2WD & 4WD

Gen II Trans4mer	
Bracket Kit (Required)	90155
Winch Carrier Kit, Large Frame, Black (16.5ti, M15, M12, M8274-50)	90110
Winch Carrier Kit, Mid Frame, Black (PowerPlant, Endurance 12.0, ZEON, VR12, VR10, 9.5cti, 9.5xp, XD9i, XD9, M8, VR8)	88240
Winch Carrier Kit, Industrial, Black (Series 15, 12, 9)	91405
Grille Guard Kit, Black	85055
Short Grille Guard Kit, Black ⁽³¹⁾	84785
Headlamp Guard Kit, Black	84795
Light Bar Kit, Black ⁽³¹⁾	80143
Receiver Kit, Black	80149

Bracket Kit (Required)	90155
Winch Carrier Kit, Large Frame, Stainless (16.5ti, M15, M12, M8274-50)	90115
Winch Carrier Kit, Mid Frame, Stainless (PowerPlant, Endurance 12.0, ZEON, VR12, VR10, 9.5cti, 9.5xp, XD9i, XD9, M8, VR8)	88245
Grille Guard Kit, Stainless	85060
Short Grille Guard Kit, Stainless ⁽³¹⁾	84790
Headlamp Guard Kit, Stainless	84980
Light Bar Kit, Stainless ⁽³¹⁾	80148
Receiver Kit, Black	80149

Semi-Hidden Mount (16.5ti, M15, M12) ⁽⁴⁾	84515
Skirting Kit (required for above kit)	84520

Heavy Duty Bumper, With Grille/Brush Guard, Black ⁽¹⁰⁾ (16.5ti, M15, M12) Note: fits 2012 models	85885
--	-------

Heavy Duty Bumper, Without Grille/Brush Guard, Black ⁽¹⁰⁾ (16.5ti, M15, M12) Note: fits 2012 models	85881
---	-------

'08-10 SUPER DUTY, F-250, F-350, F-450, F-550, 2WD & 4WD

Gen II Trans4mer	
Bracket Kit (Required)	90130
Winch Carrier Kit, Large Frame, Black (16.5ti, M15, M12, M8274-50)	90110
Winch Carrier Kit, Mid Frame, Black (PowerPlant, Endurance 12.0, ZEON, VR12, VR10, 9.5cti, 9.5xp, XD9i, XD9, M8, VR8)	88240
Winch Carrier Kit, Industrial, Black (Series 15, 12, 9)	91405
Grille Guard Kit, Black	80141
Short Grille Guard Kit, Black ⁽³¹⁾	85140
Headlamp Guard Kit, Black	80142
Light Bar Kit, Black ⁽³¹⁾	80143
Receiver Kit, Black	80149

Bracket Kit (Required)	90130
Winch Carrier Kit, Large Frame, Stainless (16.5ti, M15, M12, M8274-50)	90115
Winch Carrier Kit, Mid Frame, Stainless (PowerPlant, Endurance 12.0, ZEON, VR12, VR10, 9.5cti, 9.5xp, XD9i, XD9, M8, VR8)	88245
Grille Guard Kit, Stainless	80146
Headlamp Guard Kit, Stainless	80147
Light Bar Kit, Stainless	80148
Receiver Kit, Black	80149

Trans4mer Grille Guard, Black	75810
Angled Light Bar, Black	73745
Receiver, Black only (use with Trans4mer only)	29397
Winch Carrier (PowerPlant, Endurance 12.0, ZEON, VR12, VR10, 9.5cti, 9.5xp, XD9i, XD9, M8, VR8)	29394
Winch Carrier (16.5ti, M15, M12, M8274-50) ⁽²⁶⁾	62027

'08-10 SUPER DUTY, F-250, F-350, F-450, F-550, 2WD & 4WD (CONTINUED)

Semi-Hidden Mount (16.5ti, M15, M12) ^{(4)(*4)}	78105
Skirting Kit (required for above kit)	78319

'05-07 SUPER DUTY, F-250, F-350, F-450, F-550, 2WD & 4WD; EXCLUDES EXCURSION

Trans4mer Grille Guard, Black	76256
Angled Light Bar, Black	73745
Brush Guards, Black (Two-Bar Wrap Around)	69685
Receiver, Black only (use with Trans4mer only)	29397
Winch Carrier (PowerPlant HP & HD, Endurance 12.0, ZEON, VR12, VR10, 9.5cti, 9.5xp, XD9i, XD9, M8, VR8)	29394
Winch Carrier (16.5ti, M15, M12, M8274-50) ⁽²⁶⁾	62027

Multi-Mount Winch Frame (9.5xp, XD9i, XD9, M8, VR8) ^V	26370
Multi-Mount Winch Frame (PowerPlant) ^V	75330
Multi-Mount Winch Frame (ZEON 8, ZEON 10)	89990
Front Receiver	70480

Semi-Hidden Mount (16.5ti, M15, M12) ^{(1)(*2)(24)}	70005
Skirting Kit (required for above kit)	70490

'99-04 SUPER DUTY, F-250, F-350, F-450, F-550, 2WD & 4WD; '00-04 EXCURSION

Trans4mer Grille Guard, Black	76258
Angled Light Bar, Black	73745
Brush Guards, Black (Two-Bar Wrap Around)	38060
Trans4mer Grille Guard, Stainless	76257
Angled Light Bar, Stainless	73753
Brush Guards, Stainless (Two-Bar Wrap Around)	60450
Receiver, Black only (use with Trans4mer only)	29397

MOUNTING SYSTEMS FOOTNOTES:

- (4) Moves factory bumper forward five inches
- (5) Intended to be sold with PN 38772
- (10) Includes a set of WARN W350F wireless fog lamps
- (13) Will not fit 2WD models with coil springs. Will not fit Excursion. Will not fit trucks built after mid-Sept. '00 with blocker beam
- (22) Roller Fairlead Cover 25580 recommended
- (24) Cannot be used with optional factory driving lights
- (26) Carrier will block the factory fog/driving lights on vehicles so equipped
- (27) All Excursions, most Super Dutys built 10/00 and later
- (31) Not compatible when installing M8274-50 winch
- V 20'/6m Power Lead (PN 32963) or 24'/8m Power Lead (PN 32966) required for winching from rear
- (*1) Moves factory bumper forward five and a half inches
- (*2) Intended to be sold with PN 70490
- (*3) F-450/550 will require trimming of factory front flare to clear brush guard tubes



MOUNTING SYSTEMS FOOTNOTES:

- (J) Must be revision #B0 for 9000 winch PN 27550 or 28500
- (K) Except models with far forward mounted stabilizer bar
- (V) 20'6m Power Lead (PN 32963) or 24'8m Power Lead (PN 32966) required for winching from rear
- (14) Must be Rev. B0 for '99-00 models
- (16) Fits Series 9 or 12 commercial winch with 12"/304.8mm wide foot print
- (17) Must be Rev. B0 for HS9000 winch PN 47550, 48500
- (19) Requires factory tow hooks or Adapter Kit PN 37174
- (23) Roller Fairlead Cover 35363 recommended
- (*) Cannot be used with winch carrier when winch is mounted

MOUNTING SYSTEMS (CONTINUED)

Winch Carrier (PowerPlant, Endurance 12.0, ZEON, VR12, VR10, 9.5cti, 9.5xp, XD9i, XD9, M8, VR8).....	29394
Winch Carrier (16.5ti, M15, M12, M8274) ⁽²⁶⁾	62027
Semi-Hidden Mount (16.5ti, M15, M12) ⁽⁴⁾⁽⁵⁾⁽²²⁾⁽²⁴⁾	62289
Skirting Kit (required for above kit).....	38772
'09-14 F-150 4WD	
Gen II Trans4mer	
Bracket Kit (Required).....	90125
Winch Carrier Kit, Mid Frame, Black (PowerPlant, Endurance 12.0, ZEON, VR12, VR10, 9.5cti, 9.5xp, XD9i, XD9, M8, VR8).....	88240
Grille Guard Kit, Black.....	80161
Short Grille Guard Kit, Black.....	85140
Headlamp Guard Kit, Black.....	80162
Light Bar Kit, Black.....	80143
Receiver Kit, Black.....	80149
Bracket Kit (Required).....	90125
Winch Carrier Kit, Mid Frame, Stainless (PowerPlant, Endurance 12.0, ZEON, VR12, VR10, 9.5cti, 9.5xp, XD9i, XD9, M8, VR8).....	88245
Grille Guard Kit, Stainless.....	80157
Headlamp Guard Kit, Stainless.....	80158
Light Bar Kit, Stainless.....	80148
Receiver Kit, Black.....	80149
'11-14 F-150 4WD ECOBOOST	
Gen II Trans4mer	
Bracket Kit (Required).....	88070
Winch Carrier Kit, Mid Frame, Black (PowerPlant, Endurance 12.0, ZEON, VR12, VR10, 9.5cti, 9.5xp, XD9i, XD9, M8, VR8).....	88240
Grille Guard Kit, Black.....	80161
Short Grille Guard Kit, Black.....	85140
Headlamp Guard Kit, Black.....	80162
Light Bar Kit, Black.....	80143
Receiver Kit, Black.....	80149
Bracket Kit (Required).....	88070
Winch Carrier Kit, Mid Frame, Stainless (PowerPlant, Endurance 12.0, ZEON, VR12, VR10, 9.5cti, 9.5xp, XD9i, XD9, M8, VR8).....	88245
Grille Guard Kit, Stainless.....	80157
Headlamp Guard Kit, Stainless.....	80158
Light Bar Kit, Stainless.....	80148
Receiver Kit, Black.....	80149
'06-08 F-150 4WD	
Trans4mer Grille Guard, Black (requires 29394 winch carrier).....	75505
Angled Light Bar, Black.....	73745
Brush Guards, Black (Two-Bar Wrap Around).....	66405
Winch Carrier (PowerPlant, Endurance 12.0, ZEON, VR12, VR10, 9.5cti, 9.5xp, XD9i, XD9, M8, VR8).....	29394
'04-05 F-150 4WD	
Trans4mer Grille Guard, Black.....	76259
Angled Light Bar, Black.....	73745
Brush Guards, Black (Two-Bar Wrap Around).....	66405
Trans4mer Grille Guard, Stainless.....	76260
Angled Light Bar, Stainless.....	73753
Winch Carrier (PowerPlant, Endurance 12.0, ZEON, VR12, VR10, 9.5cti, 9.5xp, XD9i, XD9, M8, VR8).....	29394
Receiver, Black only (use with Trans4mer only).....	29397

'99-03 F-150 & F-250 LIGHT DUTY 4WD ONLY, '99-02 EXPEDITION 4WD, '01-03 SUPER CREW 4WD	
Trans4mer Grille Guard, Black.....	39680
Angled Light Bar, Black.....	73745
Receiver, Black only (use with Trans4mer only).....	29397
Winch Carrier (PowerPlant, Endurance 12.0, ZEON, VR12, VR10, 9.5cti, 9.5xp, XD9i, XD9, M8, VR8).....	29394
Winch Carrier (M12, M8274-50).....	62027
Semi-Hidden Mount (9.5cti, 9.5xp, XD9i, XD9, M8, VR 8) ⁽¹⁴⁾⁽¹⁹⁾	34701
Multi-Mount Winch Frame (9.5xp, XD9i, XD9, M8, VR8) ^V	26370
Multi-Mount Winch Frame (PowerPlant HP) ^V	75330
Multi-Mount Winch Frame (ZEON 8, ZEON 10).....	89990
Front Receiver ⁽¹⁴⁾⁽¹⁹⁾	33088
'97-98 F-150 & F-250 LIGHT DUTY 4WD ONLY, EXPEDITION 4WD (REQUIRES FACTORY TOW HOOKS OR ADAPTER KIT SHOWN BELOW)	
Trans4mer Grille Guard, Black.....	33086
Light Bar, Black ^(*)	29169
Winch Carrier (VR10, XD9i, XD9, M8, VR8) [†]	29165
Semi-Hidden Mount (9.5cti, 9.5xp, XD9i, XD9, M8, VR8, M6) ⁽¹⁷⁾⁽²³⁾	34701
Multi-Mount Winch Frame (9.5xp, XD9i, XD9, M8, VR8) ^V	26370
Multi-Mount Winch Frame (PowerPlant HP) ^V	75330
Multi-Mount Winch Frame (ZEON 8, ZEON 10).....	89990
Front Receiver.....	33088
Adapter Kit (use on vehicles without factory tow hooks).....	37174
'92-96 F-SERIES PICKUP 1/2, 3/4, 1 TON; BRONCO (INCLUDES COMMERCIAL F-350 & SUPER DUTY), '97 F-250 HEAVY DUTY & F-350	
Trans4mer Grille Guard, Black.....	29757
Angled Light Bar, Black.....	73745
Receiver, Black only (use with Trans4mer only).....	29397
Winch Carrier (PowerPlant, Endurance 12.0, ZEON, VR12, VR10, 9.5cti, 9.5xp, XD9i, XD9, M8, VR8).....	29394
Winch Carrier (M12, M8274-50).....	62027
Multi-Mount Winch Frame (9.5xp, XD9i, XD9, M8, VR8) ^V	26370
Multi-Mount Winch Frame (PowerPlant HP) ^V	75330
Multi-Mount Winch Frame (ZEON 8, ZEON 10).....	89990
Front Receiver ^K	28070
'87-91 F-SERIES PICKUP 1/2, 3/4, 1 TON; BRONCO	
Multi-Mount Winch Frame (9.5xp, XD9i, XD9, M8, VR8) ^V	26370
Multi-Mount Winch Frame (PowerPlant HP) ^V	75330
Multi-Mount Winch Frame (ZEON 8, ZEON 10).....	89990
Front Receiver.....	⁽⁶⁾
'80-86 F-SERIES PICKUP 1/2, 3/4, 1 TON; BRONCO	
Multi-Mount Winch Frame (9.5xp, XD9i, XD9, M8, VR8) ^V	26370
Multi-Mount Winch Frame (PowerPlant HP) ^V	75330
Multi-Mount Winch Frame (ZEON 8, ZEON 10).....	89990
Front Receiver.....	⁽⁶⁾
'98-03 RANGER 4WD	
Trans4mer Grille Guard, Black ⁽²⁵⁾	37133
Light Bar, Black ^(*)	29169
Brush Guards, Black (Non-Wrap Around).....	30146
Winch Carrier (VR10, XD9i, XD9, M8, VR8, M6) ^J	29165

4WD HUBS

	Year	Cautionary Footnotes	Spline Count	Standard Manual PN	Premium Manual PN	Spindle Nut Kit		Hub Service Kit	
						Std/Prem	Std	Prem	
Bronco II, Ranger.....	'83-89	E, D	23	29070		27988		39128	
Explorer.....	'90-94	D, E	27	29071		32720		39128	
Ranger.....	'90-97	E, D	27	29071		32720		39128	
Bronco.....	'66-96	B, G, H	19	9790	20990	32720	11967	20825	
1/2 Ton Pickup.....	'59-96	B, G, H	19	9790	20990	32720	11967	20825	
3/4 Ton Pickup.....	'59-75		19	9790	20990		11967	20825	
3/4 Ton Pickup, Light Duty.....	'77½-97	H	19	9790	20990	32720	11967	20825	
3/4 Ton Pickup, Heavy Duty.....	'63-77	G	19		9072			7302	
3/4 Ton Pickup, Crew Cab only.....	'76-77½		19		29063			7302	
3/4 Ton Pickup, Heavy Duty.....	'78-97	H	30	11690	38826	32721	11714	11714	
1 Ton Pickup.....	'78-97	H	30	11690	38826	32721	11714	11714	
Super Duty (F-250/350; Excursion).....	'99-04	K	30	11690	38826		11714	11714	
Super Duty (F-250/350/450/550).....	'05-15	K	35	95060				95080	
Super Duty (F-250/350/450/550).....	'05-15	K	35	95070				95080	

4WD HUBS FOOTNOTES:

- B Will not fit '87-early '88 model vehicles, flange mount. (Dealer item only. See Ford parts & service)
- D Very early '90 vehicles with 23 tooth axle spline require 1989 model hubs
- E When replacing factory automatic hubs with manual hubs, you must also purchase Spindle Nut Conversion Kit #27988 for '83-89 vehicles; Conversion Kit #32720 for '90-97
- G Vehicles with full-time 4WD will require a transfer case conversion kit
- H When replacing automatic 3 hole cap screw hubs with manual hubs, you must purchase corresponding spindle nut conversion kit per application chart
- K Will not fit dual wheel application

HUMMER

LIGHT BAR

H2 Hummer. Bolts to factory grille guard.
Will accommodate up to four Warn SDB160 lights..... 68499

INTERNATIONAL HARVESTER

4WD HUBS

	Year	Cautionary Footnotes	Spline Count	Standard Manual PN	Premium Manual PN	Spindle Nut Kit		Hub Service Kit	
						Std/Prem	Std	Prem	
Scout.....	'61-70		10		29062			7300	
Scout II, Terra, Travelall.....	'71-80		27		9062			7300	
1/2 Ton Pickup, Travelall.....	'68-75		19	9790	20990		11967	20825	
1/2 Ton, 3/4 Ton Pickup.....	'56-72		19		9072			7302	

ISUZU

4WD HUBS

	Year	Cautionary Footnotes	Spline Count	Standard Manual PN	Premium Manual PN	Spindle Nut Kit		Hub Service Kit	
						Std/Prem	Std	Prem	
Trooper II.....	'87-99		17		61385			61693	
Rodeo.....	'91-99		17		61385			61693	



MOUNTING SYSTEMS FOOTNOTES:

- (O) Will fit standard bumper and factory optional Jeep tube bumper
- (8) Hard Winch Cover not compatible with Grille Guard
- (9) Will not mount to Mopar accessory tube bumper
- (10) Not compatible with M8274-50 winch plate 21395
- (11) Requires winch plate 37170
- (12) Requires winch plate 13910 or 11310
- (13) Requires Rock Crawler front bumper 61856
- (14) Requires winch plate 87675
- (15) Not compatible with M8274-50 winch
- (16) For '12 models only
- (V) 20'/6m Power Lead (PN 32963) or 24'/8m Power Lead (PN 32966) required for winching from rear

ROCK CRAWLER FOOTNOTES:

- (30) Some vehicles may require additional spacers to fit bumper. Contact Warn Customer Service if needed.

MOUNTING SYSTEMS/
FRONT BUMPERS

'07-14 JEEP WRANGLER JK (INCLUDES RUBICON,UNLIMITED, UNLIMITED RUBICON, 2 DOOR/4 DOOR; 2WD/4WD)

Rock Crawler Front Bumper
(Mounts PowerPlant, Endurance 12.0, VR12, VR10, ZEON, 9.5cti, 9.5xp, XD9i, XD9, M8, VR8)..... 89430

Rock Crawler Stubby Front Bumper
Bumper with grille guard tube
(includes mounting plate to mount PowerPlant, Endurance 12.0, VR12, ZEON, VR10, 9.5cti, 9.5xp, XD9i, XD9, M8, VR8. Fits with factory lights)..... 87600

Rock Crawler Stubby Front Bumper
Bumper without grille guard tube
(includes mounting plate to mount PowerPlant, Endurance 12.0, VR12, ZEON, VR10, 9.5cti, 9.5xp, XD9i, XD9, M8, VR8. Fits with factory lights)..... 87650
(order mounting plate below to mount M8274-50)⁽¹⁴⁾

Elite Series Front Bumper
Bumper with grille guard tube
(includes mounting plate to mount PowerPlant, Endurance 12.0, VR12, ZEON, VR10, 9.5cti, 9.5xp, XD9i, XD9, M8, VR8. Fits with factory lights)..... 87750

Elite Series Front Bumper
Bumper without grille guard tube
(includes mounting plate to mount PowerPlant, Endurance 12.0, VR12, ZEON, VR10, 9.5cti, 9.5xp, XD9i, XD9, M8, VR8. Fits with factory lights)..... 87775

Mounting Plate Kit for Rock Crawler front bumper (M8274-50) ... 87675

Mounting Plate Kit for Rock Crawler Stubby front bumper without tube (M8274-50)..... 87675

Mounting Plate Kit for factory bumper
(PowerPlant, Endurance 12.0, VR12, VR10, ZEON, 9.5cti, 9.5xp, XD9i, XD9, M8, VR8)..... 88140

Grille Guard Tube (requires 89430 WARN Rock Crawler front bumper; not compatible with 87675, 74247, 74249 winch plates)..... 89440

Blocker Beam Skid Plate
(requires 89430 WARN Rock Crawler front bumper)..... 74570

'07-11 JEEP WRANGLER JK (INCLUDES RUBICON,UNLIMITED, UNLIMITED RUBICON, 2 DOOR/4 DOOR; 2WD/4WD)

Mounting Plate Kit for factory front bumper
(PowerPlant, Endurance 12.0, VR12, VR10, ZEON, 9.5cti, 9.5xp, XD9i, XD9, M8, VR8)..... 74247

Mounting Plate Kit for factory front bumper (M8274-50) 74249

'97-06 WRANGLER TJ

Rock Crawler Stubby Front Bumper
Bumper without grille guard tubes
(includes mounting plate to mount PowerPlant, Endurance 12.0, VR12, ZEON, VR10, 9.5cti, 9.5xp, XD9i, XD9, M8, VR8)⁽¹⁵⁾ 87700

Rock Crawler Front Bumper
Bumper only (order mounting plate below to mount winch) 61853

Mounting Plate Kit for factory bumper or WARN Rock Crawler Bumper
(PowerPlant, Endurance 12.0, VR12, VR10, ZEON, 9.5cti, 9.5xp, XD9i, XD9, M8, VR8)^(O) 37170
(M8274-50)⁽⁹⁾ 38671

Grille Guard Tube
For factory front bumper^{(8),(11)} 37171
For WARN Rock Crawler Bumper^{(8),(11)} 61855

'87-96 WRANGLER YJ; '91 RENEGADE

Rock Crawler Front Bumper
Bumper only (order mounting plate below to mount winch) 61856

Mounting Plate Kit for factory bumper or WARN Rock Crawler Bumper
(PowerPlant, Endurance 12.0, VR12, VR10, 9.5cti, 9.5xp, XD9i, XD9, M8, VR8)..... 21390
(M8274-50) 21395

Grille Guard Tube
For WARN Rock Crawler Bumper^{(10), (13)} 61858

'76-86 CJ, SCRAMBLER

Rock Crawler Front Bumper
Bumper only (order mounting plate below to mount winch) 61859

Mounting Plate Kit for factory bumper or WARN Rock Crawler bumper
(PowerPlant, Endurance 12.0, VR12, VR10, ZEON, 9.5cti, 9.5xp, XD9i, XD9, M8, VR8) 13910
(M8274-50) 11310

Grille Guard Tube
For WARN Rock Crawler Bumper⁽¹²⁾ 61861

'99-02 GRAND CHEROKEE

Multi-Mount Winch Frame (M6000)^(V) 26370
Front Receiver (rated for use with the M6000 and M6000 SDP only) 61768

ROCK CRAWLER REAR BUMPERS

'07-14 JEEP WRANGLER JK (INCLUDES RUBICON,UNLIMITED, UNLIMITED RUBICON, 2 DOOR/4 DOOR; 2WD/4WD)

Elite Series Rear Bumper—designed to accept tire carrier (sold separately) 89525
Tire Carrier (for use with PN 89525)..... 89800

Rear Bumper—designed to accept tire carrier (sold separately) 74300
Tire Carrier (for use with PN 74300)..... 74299

'97-06 TJ WRANGLER (INCLUDES RUBICON AND UNLIMITED)

Rear Bumper—will not accept tire carrier 61854
Rear Bumper—designed to accept tire carrier (sold separately) 65508
Tire carrier (for use with PN 65508) 64337

'87-96 YJ WRANGLER

Rear Bumper—will not accept tire carrier 61857
Rear Bumper—designed to accept tire carrier (sold separately) 65509
Tire carrier (for use with PN 65509) 64337

'76-86 CJ7, CJ8

Rear Bumper—will not accept tire carrier 61860
Rear Bumper—designed to accept tire carrier (sold separately)⁽³⁰⁾ 62947
Tire carrier (for use with PN 62947) 63253

JEEP BODY ARMOR

	Year / Model	PN
Rock Sliders	'07-12 JK - 2 Door	74580
Rock Sliders	'07-12 JK - 4 Door	74575
Rock Sliders	'04-06 TJ Unlimited	69875
Rock Sliders	'03-06 TJ	71500
Rock Sliders	'97-02 TJ	63002
Rock Sliders	'87-96 YJ	63003
Rock Sliders	'76-86 CJ7	63004
Rock Sliders	'84-01 XJ	67930
Oil Pan Skid Plate ^A	'97-03 TJ (4-cylinder)	65152
Oil Pan Skid Plate ^A	'97-03 TJ (6-cylinder)	65020
Fuel Tank Skid Plate	'97-06 TJ	67820
Fuel Tank Skid Plate	'87-96 YJ	66550
Steering Box Skid Plate	'97-06 TJ	64250
Steering Box Skid Plate	'87-96 YJ	64650
Transfer Case Skid Plate ^B	'84-01 XJ	68930

	Year / Model	PN
Differential Skid Plate (Black)	Dana 30	65443
Differential Skid Plate (Black)	Dana 35	65445
Differential Skid Plate (Black)	Dana 44	65447
Differential Skid Plate (Black)	Dana 60	65459
Differential Skid Plate (Black)	Ford 8.8	65637

4WD HUBS

	Year	Cautionary Footnotes	Spline Count	Standard Manual PN	Premium Manual PN	Spindle Nut Kit Std/Prem	Hub Service Kit Std	Prem
CJ, Universal, M38A1, Willys	'71 & Prior	^A	10		29062			7300
CJ, Universal (6 bolt)	'72-80	^G	27		9062			7300
CJ, Universal Scrambler (5 bolt)	'81-86	^F	27	28751				
Jeepster C101 Commando	'66-71		10		29062			7300
Jeepster C104	'72-73		27		9062			7300
Gladiator, Wagoneer, Pickup	'73 & Prior		10		29062			7300
Full size Wagoneer, Cherokee, J-10 Pickup, Commander	'74-91	^G	19	9790	20990		11967	20825
J-20 Pickup (heavy axle)	'72-76		19		9072			7302
J-20 Pickup	'77-87		19	9790	20990		11967	20825
Jeep Station Wagon, Pickup	'65 & Prior		10		29062			7300

JEEP BODY ARMOR FOOTNOTE:

- ^A Excludes Rubicon model

JEEP HUBS FOOTNOTES:

- ^A Very early vehicles may require that the threaded axle end be cut off
- ^F Will not fit vehicles with factory optional chrome wheels
- ^G Vehicles with full-time 4WD will require a transfer case conversion kit

4WD HUBS

	Year	Cautionary Footnotes	Spline Count	Standard Manual PN	Premium Manual PN	Spindle Nut Kit Std/Prem	Hub Service Kit Std	Prem
Sportage, Retona	'95-02		26	60247				

4WD HUBS

	Year	Cautionary Footnotes	Spline Count	Standard Manual PN	Premium Manual PN	Spindle Nut Kit Std/Prem	Hub Service Kit Std	Prem
Pickup	'94-97	^E	27	29071		32720	39128	
Navajo	'90-94	^E	27	29071		32720	39128	

4WD HUBS FOOTNOTES:

- ^E When replacing factory automatic hubs with manual hubs, you must also purchase Spindle Nut Conversion Kit #27988 for '83-89 vehicles; Conversion Kit #32720 for '90-97



4WD HUBS FOOTNOTES:

I Hub Set includes Stud Kit (PN 38003)

4WD HUBS

	Year	Cautionary Footnotes	Spline Count	Standard Manual PN	Premium Manual PN	Spindle Nut Kit Std/Prem	Hub Service Kit Std	Hub Service Kit Prem
Pickup, Pathfinder	'86½-89	I	27		28739			29061
Pickup, 4 cylinder	'90-93	I	27		28739			29061
Pickup (incl. Frontier), 4 cyl.	'94-01	I	28		29091			29061
Pickup (incl. Frontier), Pathfinder, 6 cyl.	'90-01	I	28		29091			29061
Xterra	'00	I	28		29091			29061

SUZUKI

4WD HUBS FOOTNOTES:

J Not for front axle disconnect systems

4WD HUBS

	Year	Cautionary Footnotes	Spline Count	Standard Manual PN	Premium Manual PN	Spindle Nut Kit Std/Prem	Hub Service Kit Std	Hub Service Kit Prem
Samurai, Sierra	'82-01	J	26		34581			7309
Sidekick, X-90, Vitara, Escudo	'89-01	J	26	39198	34581			7309

TOYOTA

MOUNTING SYSTEMS FOOTNOTES:

(G) For Tacoma, 29397 must be revision #D0 (or later)

(V) 20'6m Power Lead (PN 32963) or 24'8m Power Lead (PN 32966) required for winching from rear

(31) Must be revision #B0 for Double Cab

(11) Must be revision #B0

MOUNTING SYSTEMS AND BUMPERS

'10-11 FJ CRUISER

Front Off-Road Winch Bumper (accepts PowerPlant, Endurance 12.0, VR12, VR10, ZEON, 9.5cti, 9.5xp, XD9i, XD9, M8, VR8)	85740
Rear Off-Road Bumper	73961

'06-09 FJ CRUISER

Front Off-Road Winch Bumper (accepts PowerPlant, Endurance 12.0, VR12, VR10, ZEON, 9.5cti, 9.5xp, XD9i, XD9, M8, VR8)	73040
Rear Off-Road Bumper	73961

'07-13 TUNDRA 2WD & 4WD

Trans4mer Grille Guard, Black	76380
Angled Light Bar, Black	73745
Brush Guards, Black (Two-Bar Wrap Around)	76378
Receiver, Black only (use with Trans4mer only)	29397
Winch Carrier (PowerPlant, Endurance 12.0, VR12, ZEON, VR10, 9.5cti, 9.5xp, XD9i, XD9, M8, VR8)	29394

2014 TUNDRA 2WD & 4WD

Trans4mer Grille Guard, Black	94694
Angled Light Bar, Black	73745
Brush Guards, Black (Two-Bar Wrap Around)	76378

'03-06 TUNDRA 2WD & 4WD

Trans4mer Grille Guard, Black ⁽³¹⁾	68505
Angled Light Bar, Black	73745
Receiver, Black only (use with Trans4mer only)	29397
Winch Carrier (PowerPlant, Endurance 12.0, VR12, ZEON, VR10, 9.5cti, 9.5xp, XD9i, XD9, M8, VR8)	29394

'00-02 TUNDRA 2WD & 4WD

Trans4mer Grille Guard, Black	60097
Angled Light Bar, Black	73745
Receiver, Black only (use with Trans4mer only)	29397
Winch Carrier (PowerPlant, Endurance 12.0, VR12, ZEON, VR10, 9.5cti, 9.5xp, XD9i, XD9, M8, VR8)	29394

'12 TACOMA 4WD PICKUP

Trans4mer Grille Guard, Black	71250
Angled Light Bar, Black	73745
Brush Guards, Black (Two-Bar Wrap Around)	89734
Receiver, Black only (use with Trans4mer only) ^G	29397
Winch Carrier (PowerPlant, Endurance 12.0, VR12, ZEON, VR10, 9.5cti, 9.5xp, XD9i, XD9, M8, VR8)	89125

'05-11 TACOMA 4WD PICKUP

Trans4mer Grille Guard, Black	71250
Angled Light Bar, Black	73745
Brush Guards, Black (Two-Bar Wrap Around)	71754
Receiver, Black only (use with Trans4mer only) ^G	29397
Winch Carrier (PowerPlant, Endurance 12.0, VR12, ZEON, VR10, 9.5cti, 9.5xp, XD9i, XD9, M8, VR8)	29394

'01-04 TACOMA 4WD PICKUP

Trans4mer Grille Guard, Black	63065
Angled Light Bar, Black	73745
Brush Guards, Black (Two-Bar Wrap Around)	63062
Receiver, Black only (use with Trans4mer only) ^G	29397
Winch Carrier (PowerPlant, Endurance 12.0, VR12, ZEON, VR10, 9.5cti, 9.5xp, XD9i, XD9, M8, VR8)	29394

'01-04 TACOMA 4WD PICKUP (CONTINUED)

Multi-Mount Winch Frame (9.5xp, XD9i, XD9, M8, VR8) ^V	26370
Multi-Mount Winch Frame (for PowerPlant) ^V	75330
Multi-Mount Winch Frame (ZEON 8, ZEON 10)	89990
Front Receiver	63058

'98-00 TACOMA 4WD PICKUP, '98-00 PRERUNNER

Trans4mer Grille Guard, Black	37172
Angled Light Bar, Black	73745
Receiver, Black only (use with Trans4mer only) ^G	29397
Winch Carrier (PowerPlant, Endurance 12.0, VR12, ZEON, VR10, 9.5cti, 9.5xp, XD9i, XD9, M8, VR8)	29394

Multi-Mount Winch Frame (9.5xp, XD9i, XD9, M8, VR8) ^V	26370
Multi-Mount Winch Frame (for PowerPlant) ^V	75330
Multi-Mount Winch Frame (ZEON 8, ZEON 10)	89990
Front Receiver ⁽¹¹⁾	33025

'95-97 TACOMA 4WD PICKUP

Trans4mer Grille Guard, Black	32522
Angled Light Bar, Black	73745
Receiver, Black only (use with Trans4mer only) ^G	29397
Winch Carrier (PowerPlant HP & HD, Endurance 12.0, VR12, ZEON, VR10, 9.5cti, 9.5xp, XD9i, XD9, M8, VR8, M6)	29394
SST Stainless Steel Carrier Cover (for 29394 carrier)	63130

Multi-Mount Winch Frame (9.5xp, XD9i, XD9, M8, VR8, M6) ^V	26370
Multi-Mount Winch Frame (for PowerPlant HP only) ^V	75330
Multi-Mount Winch Frame (ZEON 8, ZEON 10)	89990
Front Receiver	33025

'93-98 T-100 4WD PICKUP

Trans4mer Grille Guard, Black	29400
Angled Light Bar, Black	73745
Receiver, Black only (use with Trans4mer only)	29397
Winch Carrier (PowerPlant, Endurance 12.0, VR12, ZEON, VR10, 9.5cti, 9.5xp, XD9i, XD9, M8, VR8)	29394

4WD HUBS

	Year	Cautionary Footnotes	Spline Count	Standard Manual PN	Premium Manual PN	Spindle Nut Kit Std/Prem	Hub Service Kit Std	Hub Service Kit Prem
Pickup, Hilux, 4-Runner, with ADD	'86-95	C	26		28761	29918		7309
Landcruiser	'63-75		6		28781			7309
T100	'93-99	C	26		28761	29918		7309
T100, W/ADD	'93-99		26		28761	29918		7309
Van, Previa	'86-92	C	26		28761	29918		7309
Tacoma (w/factory man.hubs)	'95-01		26		60459			7309
Hilux Int'l with Torsion bar susp.	'98-01	C	26		28761	29918		7309

MOUNTING SYSTEMS FOOTNOTES:

(G) For Tacoma, 29397 must be revision #D0 (or later)

(V) 20'6m Power Lead (PN 32963) or 24'8m Power Lead (PN 32966) required for winching from rear

'92-95 4WD PICKUP, HILUX (EXCLUDES TACOMA)

Rock Crawler Front Bumper (9.5cti, 9.5xp, XD9i, XD9, M8, VR8)	68450
Grille Guard Tube (for bumper PN 68450)	68451

Rock Crawler Rear Bumper

Multi-Mount Winch Frame (9.5xp, XD9i, XD9, M8, VR8) ^V	26370
Multi-Mount Winch Frame (for PowerPlant)	75330
Multi-Mount Winch Frame (ZEON 8, ZEON 10)	89990
Front Receiver	25873

'89-91 4WD PICKUP, HILUX

Rock Crawler Front Bumper (9.5cti, 9.5xp, XD9i, XD9, M8, VR8)	68450
Grille Guard Tube (for bumper PN 68450)	68451

Rock Crawler Rear Bumper

'86-89 4-RUNNER; '86-88 4WD PICKUP, HILUX

Multi-Mount Winch Frame (9.5xp, XD9i, XD9, M8, VR8) ^V	26370
Multi-Mount Winch Frame (for PowerPlant) ^V	75330
Multi-Mount Winch Frame (ZEON 8, ZEON 10)	89990
Frame Front Receiver	25873

4WD HUBS FOOTNOTES:

C When replacing factory automatic hubs with manual hubs, you must also purchase Spindle Nut Conversion Kit #29918 (except for ADD)



POWERSPORTS PRODUCT APPLICATIONS BY VEHICLE MAKE AND MODEL

Application listing is current as of February 2015.

Warn Industries is constantly developing new applications. If you can't find your vehicle listed here, call WARN customer service for the latest applications.

CONTENTS:

Arctic Cat	133,139	Kubota	135
Can-Am/BRP	134, 139	Kymco	135
Honda	134, 139	Polaris	136-137, 140
John Deere	135	Suzuki	138, 141
Kawasaki	135, 139	Yamaha	138, 141

Winch and Plow Mounting Kits

APPLICATION	YEAR	WINCH MOUNTING KIT	CENTER PLOW MOUNTING KITS ^{AQ}	FRONT PLOW MOUNTING KITS ^{AR,AS}
250 2X4, 4X4	02-05	62840		
250 2X4	06-13	Note ^{AC,U}		
300 2X4	02-03	62840		
300 2X4, 4X4	02-05	62840		
300 2X4	2010	Note ^{AC}		
350 4X4	08-12	Note ^{AC}	85260	
366 4X4 Automatic	08-12	Note ^{AC}	85260	
375 Automatic 2X4, 4X4	2002	62840	63294	84354
400 4X4	2002	62840	63294	
400i 2X4, 4X4	2002	62840	63294	84354
400 2X4 (Automatic)	03-04	62840	63294	84354
400 4X4 (Automatic) (ACT) (VP)	03-08	62840	63294	84354
400 Automatic TBX 4X4	2004	62840	63294	84354
400 Automatic LE 4X4	05-07	Note ^{AA}	63294	84354
400 Automatic TBX 4X4	05-06	Note ^{AC}	63294	84354
400 Automatic TRV 4X4	2006	Note ^{AC}		
400 Automatic TRV 4X4	07-09	Note ^{AC}	63294	84354
400 H1 TRV 4X4	2010	Note ^{AC}		
400 Automatic VP 4X4	06-12	Note ^{AC}	63294	84354
400 4X4	2013	Note ^{AC}	85260	
425 4X4	08-12	Note ^{AC}	85260	
450 4X4	2013	Note ^{AC}	85260	
500 4X4	98-01	35048		
500 Automatic 4X4	00-01	35048		
500i Automatic 4X4	2002	62840	63294	84354
500 4X4, Automatic (TBX) 4X4	02-04	62840	63294	84354
500 (Automatic) (M4) (TBX) 4X4	05-09	Note ^{AC}	63294	84354
500 Automatic TRV 4X4	04-08	62840	63294	84354
500 H1 EFI 4X4	2009	Note ^{AC}	63294	84354
550 LTD 4X4, 550 S 4X4, 550 (Cruiser) TRV (GT) 4X4	09-11	Note ^{AC}	63294	84354
650 4X4	2004	62840	63294	84354
650 TBX H1 LE TRV 4X4	05-11	Note ^{AA}	63294	84354
700 (EFI) (M4) (LE) (H1) (TRV) (Diesel) (SE) 4X4	07-11	Note ^{AC}	63294	84354
700 H1 TBX 4X4	2010	Note ^{AC}		
700 H1 (Cruiser) TRV (GT) 4X4	10-11	Note ^{AC}	63294	84354
700 (TBX) LTD 4X4, 700 S 4X4, 700 Super Duty Diesel 4X4	2011		63294	84354
1000 H2 TRV 4X4	09-10	Note ^{AC}	63294	84354
1000 H2 Cruiser TRV 4X4	2010	Note ^{AA}	63294	84354
Bear Cat 454 4X4	96-98	35048		
MudPro 650 H1 4X4	2010	Note ^{AC}		
MudPro 700 H1 EFI 4X4	09-10	Note ^{AA}	63294	
Mud Pro 700 4X4	2011		63294	84354
MudPro 1000 H2 EFI 4X4	2010	Note ^{AA}		
Mud Pro 1000 4X4	2011		63294	
Super Duty Diesel 4X4	2010	Note ^{AC}		
Thundercat 1000 H2 (LE) 4X4	08-10	Note ^{AC}	80582	84354
TRV 1000 Cruiser 4X4	2011		63294	84354
Prowler 550 XT 4X4	09-12	Note ^{AC}		
Prowler 650 H1 XT 4X4	08-09	Note ^{AC}		83875
Prowler 650 H1 XT 4X4	06-07	Note ^{AA}		
Prowler 700 (XT) (XTX) (LE) 4X4	09-12	Note ^{AC}		83875
Prowler 1000 XTZ 4X4	09-12	Note ^{AC}		
Wildcat 1000i	12-14	89050		

FOOTNOTES:

- U. Fits RT/XT 15 series winches only
- AA. Factory installed winch
- AC. Factory installed mount
- AQ. Compatible with 78100 (ProVantage) and 62100 (Standard) plow bases
- AR. Compatible with appropriate 92100 (ATV) or 79805 (Side X Side) plow bases
- AS. Not compatible with 2.Sci or A2000 winches



FOOTNOTES:

- AA. Factory installed winch
- AN. Fits RT/XT 25/30, PV25-35, V20-30 series winches only
- AQ. Compatible with 78100 (ProVantage) and 62100 (Standard) plow bases
- AR. Compatible with appropriate 92100 (ATV) or 79805 (Side X Side) plow bases
- AS. Not compatible with 2.5ci or A2000 winches
- F. FPM not compatible with OEM winch mount

Winch and Plow Mounting Kits

APPLICATION	YEAR	WINCH MOUNTING KIT	CENTER PLOW MOUNTING KITS ^{AQ}	FRONT PLOW MOUNTING KITS ^{AR,AS}
Maverick 1000 (X rs)	2013	92145	91255	
Outlander 330 (MAX) 2X4, 4X4	03-05	66288	67945	
Outlander 400 2X4 4X4 (XT)	03-04	66288	67945	
Outlander 400 4X4 MAX	03-mid 06	66288	67945	
Outlander 400 XT 4X4, MAX XT	05-mid 06	Note ^{AA}	67945	
Outlander 400 4X4 MAX	mid 06-late 06	66288	72504	79234
Outlander 400 4X4, (MAX) (XT) 4X4	07-12	71881	72504	79234
Outlander 500 4X4 MAX	07-08	71881	72504	79234
Outlander 500 4X4 MAX XT (LTD)	07-12	Note ^{AA}	72504	79234
Outlander 650 XT 4X4, MAX XT 4X4	06-07	71881	72504	79234
Outlander 650 4X4 (R) (MAX) (MR) (DPS) (LTD)	06-12	71881	72504	79234
Outlander 650 MAX XT (XT-P) 4X4	08-12	Note ^{AA}	72504	79234
Outlander 800 4X4, MAX 4X4	06-08	71881	72504	79234
Outlander 800 4X4 (R) (MAX) (MR) (DPS) (LTD)	06-11	71881	72504	79234
Outlander 800 MAX XT (XT-P) 4X4	08-11	Note ^{AA}	72504	79234
Outlander 800 4X4 (R) (MAX) (XT) (X) (XT-P) (MR)	12-14		89613	
Outlander 1000 4X4 (R) (MAX) (XT) (X) (XT-P) (MR)	12-14		89613	
Renegade 800 4X4 (R) (MAX) (XT) (X) (XT-P) (MR)	12-14	89535	89613	
Renegade 1000 4X4 (R) (MAX) (XT) (X) (XT-P) (MR)	12-14	89535	89613	
Quest 500 4X4 (XL)	01-04	65563 ^{AN}		
Quest 650 4X4 (MAX) (XL)	01-04	65563 ^{AN}		
Traxter 2X4	01-03	65563 ^{AN}		
Traxter 4X4	99-04	65563 ^{AN}		
Traxter 500 4X4 Automatic (CVT) (XT)	2005	65563 ^{AN}		
Traxter 650 Automatic CVT 4X4	2005	65563 ^{AN}		
Traxter 650 4X4 Automatic CVT XT	2005	Note ^{AA}		
Traxter MAX 4X4	03-04	65563 ^{AN}		
Traxter MAX 500 Automatic 4X4	2005	65563 ^{AN}		
Traxter MAX 500 Automatic XT 4X4	2005	Note ^{AA}		
Traxter MAX 650 Automatic CVT 4X4	2005	65563 ^{AN}		
Traxter MAX 650 Automatic CVT XT 4X4	2005	Note ^{AA}		
Traxter (XL) (XT) 4X4	01-04	65563 ^{AN}		
Traxter XL 500 4X4	2005	65563 ^{AN}		
Commander 800 (R) (XT)	11-15	85810		85690 ^F
Commander 1000 (X) (XT)	11-15	85810		85690 ^F

Winch and Plow Mounting Kits

APPLICATION	YEAR	WINCH MOUNTING KIT	CENTER PLOW MOUNTING KITS	FRONT PLOW MOUNTING KITS
Gator XUV550	13-14	92596		93533

Winch and Plow Mounting Kits

APPLICATION	YEAR	WINCH MOUNTING KIT	CENTER PLOW MOUNTING KITS ^{AQ}	FRONT PLOW MOUNTING KITS ^{AR,AS}
Bayou 300 4X4	89-02	28880 ^M		
Brute Force 650 4X4	05-12	70825	62686	81922 ^{FF}
Brute Force 650 4X4i	05-13	70825 ^{AI}	70558A0	82530 ^{AV}
Brute Force 750 4X4i	05-07	70207	70558	82530 ^{AV}
Brute Force 750 4X4i	09-14	88697		
Brute Force 750 (EPS) 4X4i	08-14	70207	70558A0	80360
Prairie 300 2X4 4X4	99-02	39308		
Prairie 360 2X4, 4X4	02-11	63801	62686	80556
Prairie 400 4X4	99-02	39555		
Prairie 650 Twin 4X4	01-03		62686	
Prairie 700 4X4	04-06		62686	
Mule 600 2X4, 610 4X4	08-14	84155 ^{AN}		84090 ^{AU}
Mule 610 4X4	05-07	84155 ^{AN}		
Mule 610 (XC) 4X4	08-14	84155 ^{AN}		84090 ^{AU}
Mule 2500 4X4	00-02	60974		
Mule 3000 2X4	02-09	74186 ^{AJ, AK}		
Mule 3010 4X4	02-09	74186 ^{AJ, AK}		
Mule 4000 2X4	2010	80586		
Mule 4010 Diesel 4X4, Diesel Trans 4X4	09-13	80586		83503
Teryx 750 (FI) (LE) (Camo) (Sport) (SGE)	08-09			79925
Teryx 750 (FI) (LE) (Camo) (Sport) (SGE)	10-13	83870 ^{AX}		79925
Teryx4 750 (EPS) (LE) (Camo)	12-13	88449 ^H		88330 ^{GG}
Teryx4 750 (EPS)	2014	93414		88330 ^{GG}

FOOTNOTES:

- H. Not compatible with WARN bumper
- M. May not fit 3.0, 25 & 30 RT/XT, PV25-35, V2-3 series winches. Mount modification may be required
- AI. Must be revision A2 for "I" series model
- AJ. Fits 4000-4500 series winches only
- AK. Does not fit trans 4x4 diesel
- AN. Fits RT/XT 25/30, PV25-35, V20-30 series winches only
- AQ. Compatible with 78100 (ProVantage) and 62100 (Standard) plow bases
- AR. Compatible with appropriate 92100 (ATV) or 79805 (Side X Side) plow bases
- AS. Not compatible with 2.5ci or A2000 winches
- AU. Must use appropriate ATV blade and base/tube assembly
- AX. When using in conjunction with Front Plow Mount, must use RT/XT 40, PV45, or V40 winch
- AV. Not compatible with body armor
- FF. Not compatible with OEM winch mount
- GG. Compatible with Vantage 3000 & ProVangae 4500

FOOTNOTES:

- AN. Fits RT/XT 25/30, PV25-35, V20-30 series winches only
- AQ. Compatible with 78100 (ProVantage) and 62100 (Standard) plow bases
- AR. Compatible with appropriate 92100 (ATV) or 79805 (Side X Side) plow bases
- AS. Not compatible with 2.5ci or A2000 winches
- G. Not compatible with Vantage 4000

Winch and Plow Mounting Kits

APPLICATION	YEAR	WINCH MOUNTING KIT	CENTER PLOW MOUNTING KITS ^{AQ}	FRONT PLOW MOUNTING KITS ^{AR,AS}
Big Red (MUV700)	08-11	83405 ^G		80913
300 (TRX300FW) 4X4	93-00	37850		
Foreman (TRX400FW) 4X4	95-03	60174	37851	
Foreman TRX450 4X4 (S) (ES) (FM) (FE)	98-04	60174	37852	
Foreman TRX500 (TM) (FE) 2X4 4X4	05-06	70830	70583	
Foreman TRX500TM 2X4	07-11	84705	70583	
Foreman TRX500 (FM) (FPM) (ES) (FE) (FPE) 4X4	07-11	84705	70583	80554
Foreman TRX500 (FE) (FM) (FPE) (FPM) 4x4	12-13	87180	87686	87190
Foreman TRX500 (FE) (FM) (FPE) (FPM) 4x4	2014	92450	93901	93515
Pioneer 500	13-14	93720		
Pioneer 700	13-14	93924		
Rancher TRX350 (TM) (ES) (TE) 2X4	00-06	68852		
Rancher TRX350 (FM) (ES) (FE) 4X4	00-06	68852	63290	
Rancher TRX420 (TM) (ES) (TE) 2X4	07-13	84704 ^{AN}	87686	
Rancher TRX420 (FM) (ES) (FE) (FPE) (FPM) 4X4	07-13	84704 ^{AN}	87686	80031
Rancher TRX420 (FM) (ES) (FE) (FPE) (FPM) 4X4	2014	92450 ^{AN}	93901	93515
Rancher AT TRX400 (FA) (FG) (FGA) (GPScape) 4X4	04-07	68852	63290	
Rancher AT (TRX420FA), AT EPS (TRX420FPA)	09-12	84704 ^{AN}	87686	80031
Rincon (TRX650FA) 4X4, (TRX680FA) 4X4	03-06	84706	65070	79673
Rincon GPScape TRX680 (FGA)(FA) 4X4	07-14	84706	65070	79673
Rubicon (TRX500FA) 4X4	00-04	84706	61611	
Rubicon TRX500 (FA) (FG) 4x4	05-06	70830	70583	
Rubicon GPScape TRX500FGA 4X4	07-09	84705	70583	80554
Rubicon TRX500 (FA) (FG) (FPA) 4x4	07-14	84705	70583	80554
Rubicon TRX500 (FA) (FG) (FPA) 4x4	2015	92450		93515

Winch and Plow Mounting Kits

APPLICATION	YEAR	WINCH MOUNTING KIT	CENTER PLOW MOUNTING KITS ^{AQ}	FRONT PLOW MOUNTING KITS ^{AR,AS}
RTV500 4X4	09-13	82001 ^{GG}		83650 ^{AU}
RTV 900 4X4	05-11	70555 ^{GG}		
RTV 1100 4X4	06-13	79900 ^{GG}		
RTV 900 4X4	12-14	91480		

FOOTNOTES:

- AQ. Compatible with 78100 (ProVantage) and 62100 (Standard) plow bases
- AR. Compatible with appropriate 92100 (ATV) or 79805 (Side X Side) plow bases
- AS. Not compatible with 2.5ci or A2000 winches
- AU. Must use appropriate ATV blade and base/tube assembly
- GG. Compatible with Vantage 3000 & ProVangae 4500



FOOTNOTES:

- T. Factory mount fits RT/XT 25/30, PV 25-35 series winches only
- AN. Fits RT/XT 25/30, PV25-35, V20-30 series winches only
- AQ. Compatible with 78100 (ProVantage) and 62100 (Standard) plow bases
- AR. Compatible with appropriate 92100 (ATV) or 79805 (Side X Side) plow bases
- AS. Not compatible with 2.5ci or A2000 winches
- O. Front Plow Mount will also mount a winch

Winch and Plow Mounting Kits

APPLICATION	YEAR	WINCH MOUNTING KIT	CENTER PLOW MOUNTING KITS ^{AQ}	FRONT PLOW MOUNTING KITS ^{AR,AS}
MXU 375 IRS 4X4	09-10		84820	84804 ^{AN, O}
MXU 250, 300, 350 4X4	05-06			
MXU 375i, 450i 4X4	11-12			88085 ^{AN, O}
MXU 500 4X4	10-12	Note ^T	86680	86142 ^{AN, O}
UXV500	2009	Note ^T		
UXV500	10-12	Note ^T		86386 ^{AN, O}

FOOTNOTES:

- K. Not compatible with 3.0, 25/30 RT/XT, PV25-35, V2-3 series winches
- S. Combination Winch Mount and Bumper
- AA. Factory installed winch
- AB. Rear Mount
- AL. Kit must be revision B2 for mid-05 and later
- AN. Fits RT/XT 25/30, PV25-35, V20-30 series winches only
- AQ. Compatible with 78100 (ProVantage) and 62100 (Standard) plow bases
- AR. Compatible with appropriate 92100 (ATV) or 79805 (Side X Side) plow bases
- AS. Not compatible with 2.5ci or A2000 winches
- AU. Must use appropriate ATV blade and base/tube assembly
- AY. Will not work with "Demand Drive" front differential

Winch and Plow Mounting Kits

APPLICATION	YEAR	WINCH MOUNTING KIT	CENTER PLOW MOUNTING KITS ^{AQ}	FRONT PLOW MOUNTING KITS ^{AR,AS}
ATP 330 4X4	04-05	34901		
ATP 500 H.O. 4X4	04-05	34901		
Big Boss 400L 6X6	93-99			
Diesel 4X4	98-02	34901		
Hawkeye 300 4X4	07-08	85104		
Magnum 325 4X4	00-02	34901	39609	
Magnum 330 4X4	03-06	34901		
Magnum 425 4X4 6X6	93-98			
Magnum 500 4X4	99-02	34901		
Magnum 500 RMK 2X4	2002	34901		
PTV 4X4, 6X6	02-03	34901		
Ranger 400 Midsize (HO) (Crew)	10-14	90459 ^{AN}		
Ranger 500 4X4	2008	80368		81580
Ranger 500 (Crew) 4X4	09-12	80371		79700
Ranger 500 Midsize (HO) (Crew)	11-14	90459 ^{AN}		
Ranger 6X6	98-01	38914		
Ranger 6X6	02-06			81580
Ranger 700 6X6	2007			81580
Ranger 700 4X4	05-07			81580
Ranger 700 (HP) 4X4	2008	80368		81580
Ranger 700 Crew 4X4	2009	80368		
Ranger 700 (HD) (HP) 4X4	2009	80371		79700
Ranger 700 6X6	08-09	80368		81580
Ranger 800 (XP) (EPS) (Browning) (Crew) (HD) 4X4	10-12	80371		79700 ^{AP}
Ranger 800 6X6	10-12	80371		79700 ^{AP}
Ranger (Diesel) (HD) (EPS) 4X4	2011	80371		
Ranger RZR 570	12-14	90459 ^{AN}		90546
Ranger 800 RZR 4X4	08-11	80335 ^{AN}		80681 ^{AU}
Ranger 800 RZR-S 4X4	2009			80681 ^{AU}
Ranger 800 RZR-S 4X4	2011	80335 ^{AN}		80681 ^{AU}
Ranger RZR 4 800 (EPS) (LE) (S) 4X4	11-12	80335 ^{AN}		
Ranger RZR 800 (EPS) (LE) (S) 4X4	2012	87987 ^{AN}		
Ranger RZR 900 (EPS) (LE) (S) 4X4	11-12	87987 ^{AN}		
Ranger RZR 1000 (XP)	13-15	92332		
Ranger RZR 1000 (EPS)	14-15	92332		
Ranger RZR 4 1000 (EPS)	14-15	92332		
Scrambler 400 2X4	00-03	60891 ^{K,AB}		
Scrambler 400 4X4	99-00	60891 ^{K,AB}		
Scrambler 500 2X4	01-06	60891 ^{K,AB}		
Scrambler 500 4X4	99-05	60891 ^{K,AB}		
Scrambler XP 850 (HO)	2013	87714		
Sportsman 300 4x4	08-10	85104	79018	
Sportsman 300 4X4 (HO)	08-10	85104	79018	85104
Sportsman 335 4X4	98-00	34901	37843 ^{AL}	
Sportsman 400 4X4	01-03	34901	37843 ^{AL}	

FOOTNOTES:

- AN. Fits RT/XT 25/30, PV25-35, V20-30 series winches only
- AP. Must be revision A1 for 2012 application
- AQ. Compatible with 78100 (ProVantage) and 62100 (Standard) plow bases
- AR. Compatible with appropriate 92100 (ATV) or 79805 (Side X Side) plow bases
- AS. Not compatible with 2.5ci or A2000 winches
- AU. Must use appropriate ATV blade and base/tube assembly
- AY. Will not work with "Demand Drive" front differential
- PP. Will not work fit SP Edition

Winch and Plow Mounting Kits (continued)

APPLICATION	YEAR	WINCH MOUNTING KIT	CENTER PLOW MOUNTING KITS ^{AQ}	FRONT PLOW MOUNTING KITS ^{AR,AS}
Sportsman 400 4X4	04-1/2-07	73680	37843 ^{AL}	
Sportsman 400 4X4 (HO)	08-10	85104	79018	85104
Sportsman 400 4X4	11-13	87714	87355	
Sportsman 450 4X4	2006	73680		
Sportsman 500 4X4	96-03	34901	37843 ^{AL}	
Sportsman 500 Remington 4X4	2000		37843 ^{AL}	
Sportsman 500 DUSE 4X4, RSE 4X4	01-02		37843 ^{AL}	
Sportsman 500 4X4	04-04-1/2	68573 ^S	37843 ^{AL}	
Sportsman 500 4X4	04-1/2-07	73680	37843 ^{AL}	83110 ^{AY}
Sportsman 500 X2 4X4	07-09	73680		
Sportsman 500 (HO) 4X4	08-10	73680		83110 ^{AY}
Sportsman 500 Touring 4X4	09-10	73680	78395	83110 ^{AY}
Sportsman 500 4X4	11-13	87714	87355	87758
Sportsman 550 (Touring) (EPS) (XP) 4X4	09-14	83408 ^{AS}	80260	80545
Sportsman 550 X2 4X4	10-14	83408 ^{AS}		80545
Sportsman 550 4X4, EPS 4X4	10-14	83408 ^{AS}	80260	80545
Sportsman 570 4X4	2014	87714	94644	91280 ^{PP}
Sportsman 600 Twin 4X4	2003	63799	63936	
Sportsman 600 Twin 4X4	04-04-1/2	68573 ^S	63936	
Sportsman 600 Twin 4X4	04-1/2-05	73680	63936	
Sportsman 700 Twin 4X4	02-03	63799	63936	
Sportsman 700 Twin 4X4	04-04-1/2	68573 ^S	63936	
Sportsman 700 Twin 4X4	04-1/2-06	73680	63936	
Sportsman 700 Twin 4X4	07-08	73680		79608
Sportsman 700 X2 4X4	2008	73680		
Sportsman 800 4X4	05-06		63936	
Sportsman 800 4X4	2007	73680		
Sportsman 800 4X4	2008	73680		79608
Sportsman 800 X2 4X4	07-08	73680		
Sportsman 800 X2 4X4	2009		78395	
Sportsman 800 4X4	09-10	73680	63936	79608
Sportsman 800 Touring 4X4	08-09	73680	78395	
Sportsman 800 Big Boss 6X6	2009	73680		79608
Sportsman 800 Big Boss 6X6	2010			79608
Sportsman 800 (H.O.) (EFI) 4X4	11-12	87714	87355	
Sportsman 800 Big Boss 6X6	11-12	87714	87355	
Sportsman 850 XP 4X4	09-12	83408 ^{AS}	80260	80545
Sportsman 850 XP EPS 4X4	09-12	83408 ^{AS}	80260	80545
Sportsman 850 Touring EPS 4X4	10-12	83408 ^{AS}		80545
Sportsman 6X6	99-08	34901		
Sportsman MV 4X4	2005	Note ^{AA}		
Sportsman MV7 4X4	2006	Note ^{AA}		
Xpedition 325 4X4	01-02	34901		
Xpedition 425 4X4	00-03	34901		
Xplorer 300, 400 4X4	97-98	34901		
Xplorer 300 4X4	1999	34901		
Xpress 400 / Xplorer 500 4X4	96-97	34901		
Xplorer 400 4X4	99-02	34901		



SUZUKI

FOOTNOTES:

- L. This kit requires using a WARN ProVantage plow lift to raise plow
- M. May not fit 3.0, 25 & 30 RT/XT, PV25-35, V2-3 series winches. Mount modification may be required
- T. Factory mount fits RT/XT 25/30, PV 25-35 series winches only
- AQ. Compatible with 78100 (ProVantage) and 62100 (Standard) plow bases
- AR. Compatible with appropriate 92100 (ATV) or 79805 (Side X Side) plow bases
- AS. Not compatible with 2.5ci or A2000 winches

Sportsman 400 4X4.....	04-04-1/2.....	68573 ^S	37843 ^{AL}
------------------------	----------------	--------------------------	---------------------------

Winch and Plow Mounting Kits

APPLICATION	YEAR	WINCH MOUNTING KIT	CENTER PLOW MOUNTING KITS ^{AQ}	FRONT PLOW MOUNTING KITS ^{AR,AS}
Eiger 400 (LT-A400) (LT-F400) 2X4.....	02-04.....	63796.....	63840.....	
Eiger 400 (LT-A400F) (LT-F400F) 4X4.....	02-06.....	63796.....	63840.....	
King Quad 300 (LT-F300F) 4X4.....	93-03.....	37842 ^L		
King Quad 400 (AS) (FS) (I) (Camo) 4X4.....	08-14.....	83130.....	63840.....	80566.....
King Quad 450 (Axi) (PS) 4X4.....	07-12.....	70326.....	70737.....	80558.....
King Quad 500 AXi (PS) (Camo) 4X4.....	09-13.....	70326.....	70737.....	80558.....
King Quad 700 4X4.....	05-07.....	70326.....	70737.....	80558.....
King Quad 750 (Axi) (PS) (Camo) 4X4.....	08-14.....	70326.....	70737.....	80558.....
Quad Master 500 (LT-A500F) 4X4.....	1999.....	37812.....		
Quad Master 500 (LT-A500F) 4X4.....	00-01.....	37812.....		
Quad Runner 250 (LT-F250) 2X4, (LT-F250F) 4X4.....	92-98.....	30476 ^M		
Quad Racer R450 (LT-R450) 2X4.....	07-08.....	70326.....		
Quad Runner 500 (LT-F500F) 4X4.....	98-03.....	37812.....		
Twin Peaks 700 4X4.....	04-05.....	62686.....		
Vinson 500 (LT-A500F) 4X4.....	02-06.....	63811.....	65400.....	
Vinson 500 (LT-F500F) 4X4.....	03-05.....	63811.....	65400.....	
QUV 4X4.....	2005.....	Note ^T		

YAMAHA

FOOTNOTES:

- M. May not fit 3.0, 25 & 30 RT/XT, PV25-35, V2-3 series winches. Mount modification may be required
- Y. Not compatible with Manual Plow Lift
- S. Combination Winch Mount and Bumper
- AN. Fits RT/XT 25/30, PV25-35, V20-30 series winches only
- AJ. Fits 4000-4500 series and RT/XT 40 winches only
- AN. Fits RT/XT 25/30, PV25-35, V20-30 series winches only
- AQ. Compatible with 78100 (ProVantage) and 62100 (Standard) plow bases
- AR. Compatible with appropriate 92100 (ATV) or 79805 (Side X Side) plow bases
- AS. Not compatible with 2.5ci or A2000 winches

Winch and Plow Mounting Kits

APPLICATION	YEAR	WINCH MOUNTING KIT	CENTER PLOW MOUNTING KITS ^{AQ}	FRONT PLOW MOUNTING KITS ^{AR,AS}
Beartracker 2X4.....	98-04.....	39439.....		
Big Bear 350 2X4, 4X4.....	87-96.....	28876 ^M		
Big Bear 350 2X4 4X4.....	97-99.....	28876 ^M		
Big Bear 400 2X4.....	00-04.....	60272.....		
Big Bear 400 4X4.....	00-07.....	60272.....		
Big Bear 400 4X4.....	08-11.....	81340.....		
Big Bear Professional 4X4.....	00-01.....	60170.....		
Bruin 350 Automatic 2X4, 4X4.....	04-06.....	68366.....	64670.....	
Grizzly 300 4X4.....	2012.....	74496.....		
Grizzly 350 Auto (IRS) 4X4.....	07-11.....	76192 ^{AN}	64670.....	81656.....
Grizzly 350 Auto 2X4.....	08-10.....	76192 ^{AN}	64670.....	81656.....
Grizzly 350 4X4.....	2013.....	91640.....		
Grizzly 400 Automatic 4X4.....	05-09.....	76192 ^{AN}	64670.....	80534.....
Grizzly 450 Automatic 4X4.....	05-08.....	76192 ^{AN}	64670.....	80534.....
Grizzly 450 (EPS) 4X4.....	09-11.....	80540.....	64670.....	80534.....
Grizzly 550 (EPS) 4X4.....	09-11.....	74496.....	73996.....	79403.....
Grizzly 550 4X4.....	12-13.....	74496.....	88188.....	79403.....
Grizzly 600 4X4.....	1998.....	36693.....		
Grizzly 600 4X4.....	99-01.....	36693.....		
Grizzly 660 Automatic 4X4.....	02-08.....	65098.....	64669.....	79605.....
Grizzly 700 4X4.....	2007.....	74496.....	73996.....	
Grizzly 700 (EPS) 4X4.....	08-11.....	74496.....	73996.....	79403.....
Grizzly 700 FI Auto EPS Special Edition 4X4.....	2011.....	74496.....	73996.....	79403.....
Grizzly 700 4X4.....	12-13.....	74496.....	88188.....	79403.....
Kodiak 350 Auto IRS 4X4.....	07-11.....	76192 ^{AN}	64670.....	81656.....
Kodiak 400 Automatic 4X4.....	00-02.....	60170.....		
Kodiak 400 Automatic 2X4.....	03-04.....	63945.....	64670.....	
Kodiak 400 Automatic 4X4.....	03-09.....	76192 ^{AN}	64670.....	81656.....
Kodiak 450 Automatic 4X4.....	03-04.....	63945.....	64670.....	
Kodiak 450 Automatic 4X4.....	05-08.....	76192 ^{AN}	64670.....	80534.....
Wolverine 450 4X4.....	06-09.....			72364.....
Rhino 450 4X4.....	08-09.....	83159 ^S		79815 ^{AJ}
Rhino 450 4X4.....	2007.....	83159 ^S		
Rhino 660 4X4.....	03-07.....	83159 ^S		
Rhino Sport 4X4.....	2011.....			79815 ^{AJ}
Rhino 700 (DU) (SE) (Sport) 4X4.....	08-13.....	83159 ^S		79815 ^{AJ}
Viking.....	2014.....	92158.....		92156.....

ARCTIC CAT

Body Armor and Bumpers

APPLICATION	YEAR	CHASSIS	SIDE CHASSIS	FRONT A-ARM	REAR A-ARM	ROCK SLIDERS	BUMPER
Prowler 650 HI XT 4X4.....	06-09.....	83879.....	83877.....				
Prowler 700 XT XTX 4X4.....	09-14.....	83879.....	83877.....				
Prowler 700 XTX LE 4X4.....	08-09.....	83879.....	83877.....				
Wildcat 1000i.....	12-14.....			89097.....			

CAN-AM/BRP

Body Armor and Bumpers

APPLICATION	YEAR	CHASSIS	SIDE CHASSIS	FRONT A-ARM	REAR A-ARM	ROCK SLIDERS	BUMPER
Commander 800 (R) (XT).....	11-14.....	85635.....	85640.....	85645.....	85650.....		85623.....
Commander 1000 (X) (XT).....	11-14.....	85635.....	85640.....	85645.....	85650.....		85623.....
Maverick 1000 (X rs).....	2013.....	91310.....	91320.....	91318.....	91360.....		91270.....

HONDA

Body Armor and Bumpers

APPLICATION	YEAR	CHASSIS	SIDE CHASSIS	FRONT A-ARM	REAR A-ARM	ROCK SLIDERS	BUMPER
Foreman TRX450 (S) (ES) (FE) (FM) 4X4.....	98-04.....						62327 ^J
Foreman (TRX500TM) 4X4.....	05-10.....	76020.....		75881.....			71175 ^J
Foreman (TRX500TM) 2X4.....	2007.....	76020.....		75881.....			71175 ^J
Foreman TRX500 (FE) (ES) (FPM) (EPS) 4X4.....	05-09.....	76020.....		75881.....			71175 ^J
Foreman TRX500 (FPE) (ES) (EPS) (FM) 4X4.....	09-11.....	76020.....		75881.....			71175 ^J
Foreman TRX500 (FE) (FM) (FPE) (FPM) 4X4.....	12-13.....						87732.....
Rancher TRX350 (TE) (ES) (FE) (TM) (FM) 2X4 4X4.....	04-06.....						68766 ^{J,Q}
Rancher AT (TRX400FA) 4X4, (TRX400FG) 4X4.....	04-07.....						68766 ^{J,Q}
Rancher (TRX420FM) 4X4, ES (TRX420TE) 4X4.....	2008.....						68766 ^{J,Q}
Rancher (TRX420TM) 2X4, ES (TRX420TE) 4X4.....	2009.....						81910 ^J
Rancher TRX420 (EPS) (FPE) (FPM) (FM) (TE) (FPA) 4X4.....	10-13.....	84631.....		84645.....			81910 ^J
Rincon (TRX650FA) 4X4.....	03-06.....	76040.....			76265.....		
Rincon (TRX680FA) 4X4.....	07-13.....	76040.....		75881.....	76265.....		
Rincon GPScape (TRX680FGA) 4X4.....	2009.....	76040.....		75881.....	76265.....		
Rincon GPScape (TRX680FGA) 4X4.....	2008.....	76040.....		75881.....			
Rubicon (TRX500FA) 4X4.....	00-04.....						62331 ^J
Rubicon (TRX500FA) 4X4, (TRX500FG) 4X4.....	05-13.....	76020.....		75881.....			71175 ^J
Rubicon GPScape/EPS (FGA) 4X4.....	08-13.....	76020.....		75881.....			71175 ^J
Big Red 4X4 (MUV700).....	10-11.....						84654.....

FOOTNOTES:

- J. Not compatible with WARN Multi-Mount kit
- Q. Does not accommodate Warn Trail Lights. Lights may be mounted to front rack

KAWASAKI

Body Armor and Bumpers

APPLICATION	YEAR	CHASSIS	SIDE CHASSIS	FRONT A-ARM	REAR A-ARM	ROCK SLIDERS	BUMPER
Brute Force 650 4X4.....	2005.....						72539 ^J
Brute Force 650 4X4.....	06-08.....						72539 ^J
Brute Force 650 4X4.....	09-12.....						83770 ^J
Brute Force 650 4X4i.....	06-08.....	76285 ^{AP,AW}		76298.....	76305.....		
Brute Force 650 4X4i.....	09-13.....	80562.....		76298.....	76305.....		83770 ^J
Brute Force 750 4X4i.....	06-08.....	76285 ^{AP,AW}		76298.....	76305.....		70815.....
Brute Force 750 4X4i.....	09-11.....	80562.....		76298.....	76305.....		83338.....
Brute Force 750 4X4i.....	12-14.....	80562.....		88340.....			88697.....
Prairie 650 Twin 4X4.....	01-03.....						63098.....
Prairie 700 4X4.....	04-06.....						68993.....
Teryx 750 (FI) (LE) (Camo) (Sport) (SGE).....	08-13.....	82210.....	83092.....	81809.....	83076.....		83965 ^S
Teryx4 750 (EPS) (LE) (Camo).....	12-13.....						88225 ^S
Teryx4 750 (EPS) (LE) (Camo).....	2014.....	94202.....		94026.....	94027.....		88225 ^S

FOOTNOTES:

- J. Not compatible with WARN Multi-Mount kit
- S. Combination Winch Mount and Bumper
- AP. Must be revision A1
- AW. Not compatible with front plow mount



FOOTNOTES:

- C. Requires a WARN winch mount to install bumper
- J. Not compatible with WARN Multi-Mount kit
- Q. Does not accommodate Warn Trail Lights. Lights may be mounted to front rack
- S. Combination Winch Mount and Bumper

Body Armor and Bumpers

APPLICATION	YEAR	CHASSIS	SIDE CHASSIS	FRONT A-ARM	REAR A-ARM	ROCK SLIDERS	BUMPER
ATP 330 4X4, 500 H.O. 4X4	04-05						62323 C,J
Magnum 325 4X4	00-02						62323 C,J
Magnum 330 4X4	03-06						62323 C,J
Magnum 500 4X4	99-02						62323 C,J
Sportsman 335 4X4	98-00						62323 C,J
Sportsman 400 4X4, 500 H.O. 4X4	04 - 04-1/2						68573 S
Sportsman 400 4X4	05-06			77473			
Sportsman 500 4X4	96-03						62323 C,J
Sportsman 500 4X4	05-09			77473	77251		
Sportsman 500 X2 4X4	2006			77473			
Sportsman 500 X2 4X4	07-08			77473	77251		
Sportsman 550/850 (XP) (EPS) 4X4	2009	83680		83682	83686		
Sportsman 550/850 (XP) (EPS) 4X4	10-12	83680		83682	84480		
Sportsman 600 Twin 4X4	04 - 04-1/2						68573 S
Sportsman 700 Twin 4X4	04 - 04-1/2						68573 S
Sportsman 700 4X4	05-07			77473	77251		
Sportsman 800 Twin 4X4	05-08			77473	77251		
Sportsman 6X6	05-08			77473			
Sportman MV7 4X4	2006			77473			
Sportsman 800 X2 4X4	07-08			77473	77251		
Sportsman 800 Touring 4X4	08-09			77473	77251		
Trail Boss 330 2X4	2005			77473			
Xpedition 325 4X4	01-02						62323 C,J
Xpedition 425 4X4	00-03						62323 C,J
Xplorer 300 4X4	97-99						62323 C,J
Xplorer 400 4X4	96-02						62323 C,J
Ranger 2X4	2008	78185		78278	78280		
Ranger 400 Midsize (HO) (Crew)	10-14			90812			
Ranger 500 Midsize (HO) (Crew)	11-14			90812			
Ranger 500 EFI	11-14			90812			
Ranger 500 4X4	2009	78185		78278	78280		83340 S
Ranger 500 4X4	2010						83340 S
Ranger 700 XP 4X4	07-08	78185		78278	78280		
Ranger 700 XP 4X4	2009	78185		78278	78280		83340 S
Ranger 700 HD 4X4	2009						83340 S
Ranger 800 6X6, Crew 4X4, HD 4X4	10-11						83340 S
Ranger 800 XP (Browning) 4X4, (XP) (EPS) 4X4	2010	78185		78278	78280		83340 S
Ranger 800 Midsize EFI (HO) (Crew)	12-14			90812			
Ranger 6X6	10-11						83340 S
Ranger Diesel 4X4	2011						83340 S
Ranger HD 800 EPS 4X4	2011						83340 S
Ranger 800 XP (Browning) 4X4, (XP) (EPS) 4X4	11-12	88220					
Ranger 800 RZR 4X4	08-09	78164AP	78342	78346	78348		78207 S,AM,AN
Ranger 800 RZR S 4X4	2009	78164AP					
Ranger 800 RZR 4 EPS 4X4	11-12						78207 S,AM,AN
Ranger 800 RZR (EPS (S) 4X4	2012						87722 AN,S
Ranger RZR 900 4X4	11-12						87722 AN,S

Body Armor and Bumpers

APPLICATION	YEAR	CHASSIS	SIDE CHASSIS	FRONT A-ARM	REAR A-ARM	ROCK SLIDERS	BUMPER
King Quad 450	06-09						72229 Q,J
King Quad 450	08-09	78374 AT		78370 AT	78366 AT		
King Quad 450 AXi PS 4X4	09-10	78374 AT		78370 AT	78366 AT		72229 Q,J
King Quad 500 AXi (PS) (Camo) 4X4	11-14	78374 AT		78370 AT	78366 AT		72229 Q,J
King Quad 700 4X4	05-06						72229 Q,J
King Quad 700 4X4	2007	78374 AT		78370 AT	78366 AT		72229 Q,J
King Quad 750 AXi 4X4	08-09	78374 AT		78370 AT	78366 AT		72229 Q,J
King Quad 750 AXi (PS) (Camo) 4X4	11-14	78374 AT		78370 AT	78366 AT		72229 Q,J
Vinson 500 (LT-A/F500F) 4X4	02-07						65903 J

FOOTNOTES:

- J. Not compatible with WARN Multi-Mount kit
- Q. Does not accommodate Warn Trail Lights. Lights may be mounted to front rack
- AT. Does not fit models with power steering

Body Armor and Bumpers

APPLICATION	YEAR	CHASSIS	SIDE CHASSIS	FRONT A-ARM	REAR A-ARM	ROCK SLIDERS	BUMPER
Grizzly 400 Automatic 4X4	05-09						70319
Grizzly 450 Automatic 4X4	05-09						70319
Grizzly 550 Auto 4X4, Auto EPS 4X4	09-14	74870 AM		74874	74876		75221
Grizzly 600 4X4	98-01						62319
Grizzly 700 (EPS) Auto 4X4	07-14	74870 AM		74874	74876		75221
Grizzly 700 FI Auto EPS Special Edition 4X4	11-14	74870 AM		74874	74876		75221
Kodiak 400 Automatic 4X4	05-09						70319
Kodiak 450 Automatic 4X4	05-09						70319
Rhino 450, 660	06-07	75266	75267	75264	75265		83159 S
Rhino 450	08-09	78518 AP	78519	75264	78750		83159 S
Rhino 700	08-13	78518 AP	78519	75264	78750		83159 S
Viking	2014			92098	92099		

FOOTNOTES:

- S. Combination Winch Mount and Bumper
- AM. Not compatible with Warn Plow Mount
- AP. Must be revision A1

