



industrial controls division


INSTRUCTIONS

2210

Publication No. 134
January 1987
Repl.: August 1984

REPAIR PARTS

EUCLID 2210 TYPE C SPEED SWITCH



USE WITH THE FOLLOWING SPEED SWITCHES:

<u>BASIC SWITCH CAT. NUMBER</u>	WITH	<u>ENCLOSURES</u>	AND	<u>OPTIONS</u>
2210-132CC	}	13	}	NONE
-133CC				F
-222CC				M
-223CC				S
-232CC				FS
-233CC				FM
-312CC				FSM
-313CC				FSM
-322CC				FSM
2210-132DD				MM
-132DC				SM
-222DD				SMM
-222DC				SS
-232DD				SSM
-232DC				SSMM
-312DD				
-312DC				

REPLACES RPC 2210-1 & 2210XP

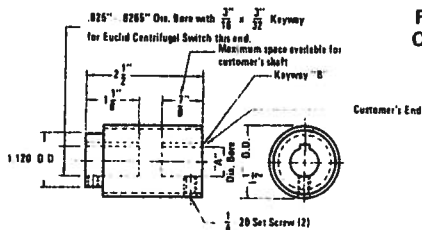
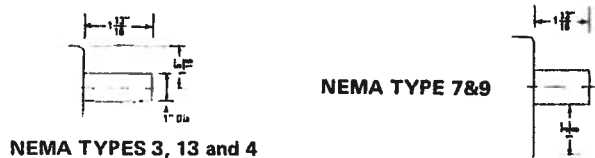
CATALOG NO. 2210-
 NEMA 7 SURFACE MOUNTED
 80-3700 RPM/5000 RPM MAX.
 APPROX. WEIGHT 9-1/2 LBS.

CATALOG NO. 2210-
 NEMA 7 SURFACE MOUNTED
 WITH SINGLE SPEED INCREASER
 28-1258 RPM/1700 RPM MAX.
 APPROX. WEIGHT 11-1/2 LBS.

CATALOG NO. 2210-
 NEMA 9 SURFACE MOUNTED
 80-3700 RPM/5000 RPM MAX.
 APPROX. WEIGHT 9-1/2 LBS.

CATALOG NO. 2210-
 NEMA 9 SURFACE MOUNTED
 SINGLE SPEED INCREASER
 28-1258 RPM/1700 RPM MAX.
 APPROX. WEIGHT 11-1/2 LBS.

DIMENSIONS FOR OPTIONAL MANUAL RESET BUTTONS



FLEXIBLE COUPLING

PART NO. 2200—	"A"	KEYWAY "B"
30472-000	.3939"/.3954"	NONE
30349-000	.500"/.5015"	.125" x .062"
30350-000	.5115"/.512"	.125" x .056"
30352-000	.750"/.7515"	.188" x .094"
30353-000	.750"/.7515"	.156" x .078"
30351-000	.625"/.6265"	.188" x .094"

Approximate dimensions. Do not use for construction purposes.



Hubbell Industrial Controls, Inc.
 a subsidiary of HUBBELL INCORPORATED
 50 Edwards Street, Madison, Ohio 44057
 Telephone (216) 428-1161 • FAX 216-428-7635