

CATALOG #: _____

Type: _____

PROJECT: _____



FEATURES

- NEMA 4X, IP66, IP67, and NSF/ANSI Standard 2–Splash Zone certified
- Seamless closed-cell gasket, poured and formed in place
- Hose-down tested at 1500 PSI at 1.4 GPM to withstand water penetration
- Liquid-tight power entry
- Standard stainless steel latches protect the fixture from corrosion in harsh environments
- Tamper-resistant latches available
- 40°C minimum operating temperature
- High-performance up to 158 lm/W
- Made Right Here® in the USA

SPECIFICATIONS

- ENCLOSURE** – Outer housing consists of 5VA (f1) fiberglass, rated for flame and weather resistance.
- INTERNAL HOUSING** – .050” aluminum.
- LATCHING** – Stainless steel latches. Injection-molded polycarbonate latches available (not recommended for use in harsh environments, such as a car wash).
- REFLECTOR** – 95% reflective highly specular aluminum.
- REFLECTIVE SURFACES** – 92% minimum average reflective white polyester powder coat bonded to phosphate-free, multi-stage pretreated metal. All internal parts painted after fabrication to facilitate installation, increase efficiency, and inhibit corrosion.
- SHIELDING** – Frosted, impact-resistant acrylic.
- ELECTRICAL** – High-quality mid-power LED board. L70 >50,000 hours. -20°C to 40°C maximum ambient operating temperature. -40°C minimum operating temperature with LA40 option.
- POWER SUPPLY** – Fixture has holes in each end suitable for 1/2” electrical trade size liquid-tight connectors. Power supply must be with flexible liquid-tight conduit or cord rated for wet location use.
- MOUNTING** – Surface or suspended using four stainless steel mounting straps and two flexible ceiling mount brackets included.
- LISTINGS** –
 - cETLus conforms to UL STD 1598 and UL STD 8750. Certified to CAN/CSA STD C22.2 No. 250.0. Suitable for wet locations when specified with watertight hub, STOW or SOOW cord, or mini-male receptacle option.
 - NSF/ANSI Standard 2–Splash Zone certified, IP65, IP66, and IP67 certified, and rated for NEMA 4X.
 - DesignLights Consortium qualified product. Not all versions of this product may be DLC qualified, see the DLC Qualified Products List at designlights.org/GPL.
 - Complies with the Buy American Act and other federal regulations. Request certification at hew.com/baa.
- WARRANTY** – 5-year limited warranty, see hew.com/warranty.

ORDERING EXAMPLE: EGL2 - 4 - L250/840 - HIAFR - OPTIONS - CONTROL/DRV - UNV

ORDERING INFO

SERIES	LENGTH	LUMENS ^[1]	CRI	CCT	SHIELDING	
EGL2	4 4'	L107	10,700lm	8 80	40 4000K	HIAFR Frosted, impact-resistant acrylic
		L145	14,500lm		50 5000K	HIA Clear, impact-resistant acrylic
		L197	19,700lm		PC	Clear, UV stabilized impact-resistant polycarbonate
		L250	25,000lm			
		L310	31,000lm ^[2]			
		L400	40,000lm ^[3]			

OPTIONS^[4]

EM/6WC	6-watt emergency, low temperature battery ^[6]
EM/10W	10-watt emergency battery ^[7]
EM/10WRM/WET	Remote mount 10-watt emergency battery with wet location enclosure ^[8]
(L_)	Additional lower lumen packages available. Example: 16,100 lumens = EGL2-4-L197/840-PC-(L161) ^[9]
ND	Narrow distribution
LA40	-40°C minimum operating temperature ^[10]
WET/1	(1) 1/2” watertight hub ^[11]
WET/2	(2) 1/2” watertight hubs ^[12]
SSV	(2) Stainless steel V-hooks
SSMRB	(2) Stainless steel rigid ceiling mount bars
PCL	Injection-molded polycarbonate latches. ^[13]
TP	Tamper-resistant screws ^[14]

CONTROL

See page 4 for Additional Control Options.^[15]

– None

DRIVER^[5]

DIM Dimming driver prewired for 0-10V low voltage applications

DRV Driver prewired for non-dimming applications

VOLTAGE

120 120V

277 277V

UNV 120-277V

347 347V^[16]

480 480V^[17]

ACCESSORIES

TPTG TOOL Tamper-resistant tool for tri-groove screws.^[18]

NOTES

- Lumen output based on HIAFR Shielding, 80 CRI/4000K CCT. Actual performance may vary +/-5%. See page 2 for FIXTURE PERFORMANCE DATA. Additional lumen packages available, see options.
- 35°C maximum ambient operating temperature.
- 25°C maximum ambient operating temperature.
- Stainless steel latches required for applications with harsh chemicals. See page 3 for CORD OPTIONS.
- Consult factory for additional driver options
- L250 lumen package max. Rated for -20°C to 30°C ambient temperature.
- L250 lumen package max. 30°C maximum ambient operating temperature.
- 30°C maximum ambient operating temperature. Max remote distance 50'. Includes (2) 1/2” watertight hubs. See page 3 for FIXTURE DETAILS.

- Specify in increments of 100 nominal lumens. Option must be specified with next higher lumen package.
- Not available with EM batteries.
- Factory-installed in end of housing. Increases overall length by 1/8”
- Factory-installed in ends of housing. Not available with occupancy sensor option. Increases overall length by 1/4”
- Not recommended for use in harsh environments, such as a car wash.
- Requires a tamper-resistant tool, see Accessories.
- See page 3 for SENSOR PLACEMENT DETAILS.
- Not available with EM batteries.
- Not available with EM batteries.
- Ordered separately, please specify quantity required per project.



FIXTURE PERFORMANCE DATA

LED PACKAGE	WATTAGE	HIAFR		HIA	
		DELIVERED LUMENS	EFFICACY (lm/W)	DELIVERED LUMENS	EFFICACY (lm/W)
L107	72.9	10768	148	11016	151
L145	94.6	14601	154	14937	158
L197	134.8	19810	147	20266	150
L250	177.6	25118	141	25696	145
L310	211.3	31149	147	31865	151
L400	271.9	40384	149	41313	152

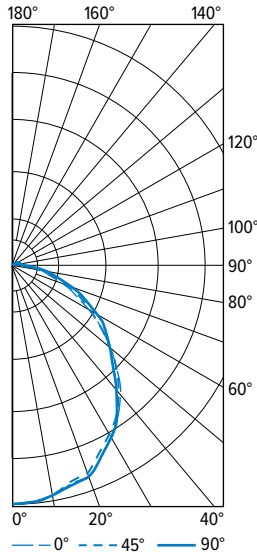
MULTIPLIER TABLE

COLOR TEMPERATURE	
CCT	CONVERSION FACTOR
4000K	1.00
5000K	1.03

- Photometrics tested in accordance with IESNA LM-79. Results based on HIAFR shielding, 80 CRI/4000K CCT, average wattage for 120V through 277V input, and 25°C ambient temperature. Actual performance may vary +/-5%.
- To calculate lumen output in emergency mode, multiply the battery wattage by the efficacy.
- Use multiplier table to calculate additional options.

PHOTOMETRY

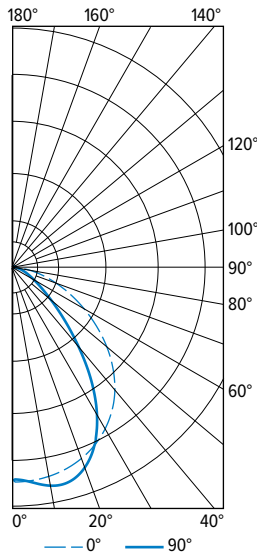
EGL2-4-L250/840-HIAFR-DRV-UNV Total Luminaire Output: 25118 lumens; 141 Watts | Efficacy: 177.6 lm/W | 80 CRI; 4000K CCT



VERTICAL ANGLE	HORIZONTAL ANGLE			ZONAL LUMENS
	0°	45°	90°	
0	8949	8949	8949	
5	9061	8859	8828	845
15	8705	8578	8558	2425
25	8058	7919	7899	3655
35	7056	6905	6611	4281
45	5636	5392	5405	4236
55	3992	3927	4435	3684
65	2492	2778	3141	2773
75	1139	1629	1963	1692
85	225	734	971	769
90	103	449	615	
95	93	311	398	323
105	80	199	257	193
115	50	135	199	126
125	27	82	143	72
135	15	36	87	33
145	0	0	39	9
155	0	0	13	1
165	0	0	0	0
175	0	0	0	0
180	0	0	0	0

LUMEN SUMMARY	ZONE	LUMENS	% FIXTURE
	0 - 30	6926	28
	0 - 40	11207	45
	0 - 60	19128	76
	0 - 90	24361	97
	90 - 120	642	3
	90 - 150	756	3
	90 - 180	757	3
	0 - 180	25118	100

EGL2-4-L250/840-HIAFR-ND-DRV-277 Total Luminaire Output: 22930 lumens; 168 Watts | Efficacy: 136.5 lm/W | 80 CRI; 4000K CCT



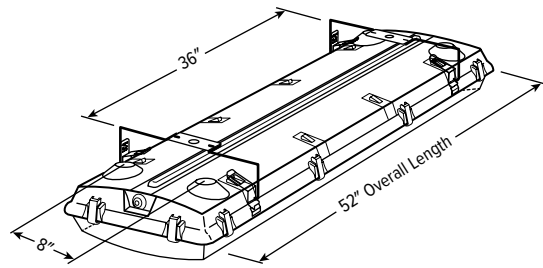
VERTICAL ANGLE	HORIZONTAL ANGLE			ZONAL LUMENS
	0°	45°	90°	
0	10700	10700	10700	
5	10750	10750	10860	777
15	10410	10910	11060	1759
25	9668	10010	9440	2368
35	8472	7914	6283	2345
45	6776	5105	3123	1807
55	4789	2692	1463	1187
65	2915	1338	747	688
75	1413	602	366	311
85	354	184	141	81
90	140	98	87	
95	125	69	62	41
105	109	66	57	36
115	74	59	55	27
125	44	45	51	18
135	26	27	42	10
145	18	12	27	5
155	15	15	14	3
165	16	16	16	2
175	18	18	19	0
180	18	18	18	

LUMEN SUMMARY	ZONE	LUMENS	% FIXTURE
	0 - 30	8585	27
	0 - 40	13372	58
	0 - 60	19966	87
	0 - 90	22621	99
	90 - 120	223	1
	90 - 150	299	1
	90 - 180	312	1
	0 - 180	22930	100



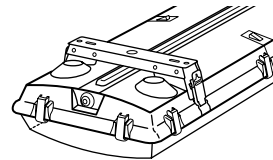
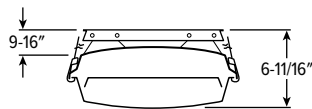
FIXTURE DETAILS

STANDARD MOUNTING

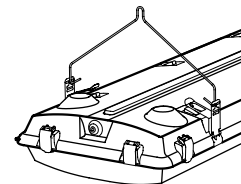
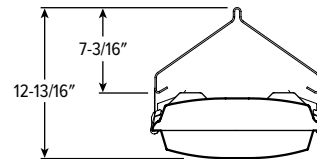


OPTIONAL MOUNTING

SSMRB

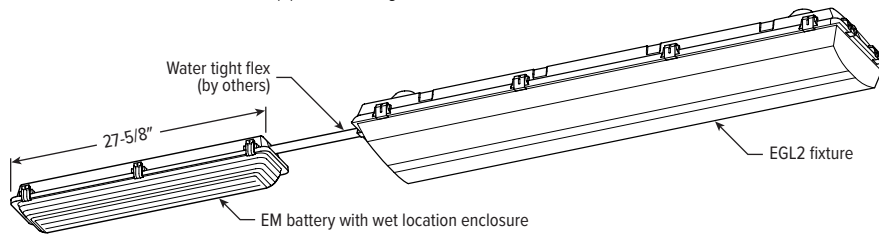


SSV



REMOTE MOUNT BATTERY

Max remote distance 50'. Includes (2) 1/2" watertight hubs.

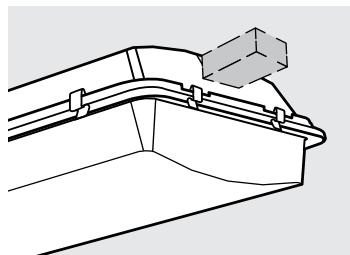


CORD OPTIONS

EXAMPLE: 5WMRC6		
NUMBER OF CONDUCTORS	POWER CONNECTION – NON-DIMMING	CORD LENGTH
3 3-wire	WMR Mini-male receptacle only	-
	WC STOW cord	6 6'
4 4-wire	WMRC Mini-male receptacle with STOW cord	20 20'
POWER CONNECTION – DIMMING		
5 5-wire	WMR Mini-male receptacle only	-
	WC SOOW cord	6 6'
6 6-wire	WMRC Mini-male receptacle with SOOW cord	20 20'

Wet location cord sets are yellow.

SENSOR PLACEMENT DETAILS



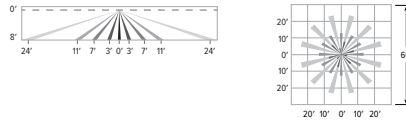
ADDITIONAL CONTROL OPTIONS

OCCWS-FSP-321B-L_-120-480 Wattstopper PIR motion and daylight sensor using 0-10V internal control, 120V-480V. Must specify lens: L2, L3 or L7. Factory installed.
OCCWS-FSP-221B-L_-120-480 Wattstopper PIR motion and daylight sensor using 0-10V internal control, 120V-480V. Must specify lens: L2, L3 or L7. Factory installed.
FSIR-100 Remote controller for 221B sensor. Please specify quantity required per project. Ordered and shipped separately.

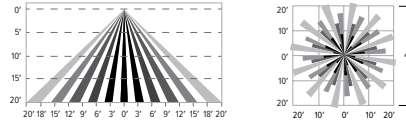
SPECIFICATIONS	
TYPE	PIR Motion + Daylight
MOUNTING HEIGHT	8' – 40'
DETECTION ANGLE	360°
TEMPERATURE RANGE	-40° to 75°C
COMMISSIONING	321B Sensor: App (iOS or Android) 221B Sensor: FSIR-100 Remote

SENSOR COVERAGE PATTERNS

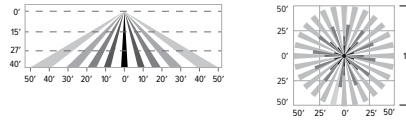
L2 8' height: ø48' coverage



L3 20' height: ø40' coverage



L7 40' height: ø100' coverage



SENSOR DETAIL

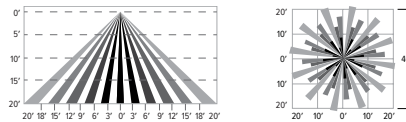


OCCWS-HB350W-L3W-___ Wattstopper PIR motion sensor. Must specify voltage: 120 or 277V.

SPECIFICATIONS	
TYPE	PIR Motion
MOUNTING HEIGHT	20'
DETECTION ANGLE	360°
TEMPERATURE RANGE	-40° to 70°C
RELATIVE HUMIDITY	20 to 90%, non-condensing

SENSOR COVERAGE PATTERNS

20' height: ø40' coverage



SENSOR DETAIL



IP65 certified for wet locations. Not rated for NEMA 4X.