

APPENDIX

H



SITE AMENITIES CATALOG





GATHER. RELAX. PLAY.

BUILDING ON A PROUD HERITAGE OF QUALITY CRAFTSMANSHIP, INNOVATIVE FUNCTION, AND TIMELESS DESIGN, THE REINVENTED IRON MOUNTAIN FORGE LINE OF SITE AMENITIES ESTABLISHES A UNIQUE SENSE OF PLACE TO GATHER, RELAX AND PLAY. THE NEWLY STYLED IMF COLLECTION OF PRODUCTS FOSTERS INSPIRATION TO BUILD ON A COMMUNITY'S POTENTIAL BY CREATING WELCOMING PUBLIC SPACES THAT PROMOTE PEOPLE'S HEALTH, HAPPINESS, AND WELL-BEING.

WELCOME TO THE NEW IRON MOUNTAIN FORGE.





CANTILEVER COLLECTION	2
PORTABLE COLLECTION	4
PEDESTAL COLLECTION	7
REDWOOD COLLECTION	10
MOUNTAINEER REDWOOD COLLECTION	12
ALUMINUM COLLECTION	14
RECYCLED COLLECTION	18
CONTEMPO COLLECTION	20
PLAYGROUND COLLECTION	22

PIXBO COLLECTION	24
BIRKA COLLECTION	26
SOFIERO COLLECTION	30
ZETA COLLECTION	32
FIRE RINGS AND GRILLS	34
LITTER RECEPTACLES	38
BOLLARDS	40
SHELTERS	42
SHADEBUILDERS®	44
WARRANTY	45

HERITAGE REIMAGINED

THE IMF HERITAGE SERIES OF PRODUCTS SERVES AS A SOLID FOUNDATION OFFERING AN UNMATCHED COMBINATION OF DEPENDABILITY, VERSATILITY AND CLASSIC STYLE. FEATURING OUR SUPERIOR VINYL COATING AND CORROSION RESISTANT POLYESTER DRY POWDER FINISH, THE LINE OFFERS A VERSATILE DESIGN THAT EVOKES QUALITY AND TRADITION.

CANTILEVER COLLECTION

THE CANTILEVER COLLECTION OFFERS A UNIQUE DIMENSION OF STYLE WITH GRACEFUL CURVES. THE OPEN ACCESS PROVIDED BY A SIMPLE FRAMEWORK DESIGN AND MINIMAL TOUCH POINTS NOT ONLY LOOKS INVITING, BUT ALSO SIMPLIFIES CLEAN UP.





B.



C.



D.

A. HERITAGE VINYL 46" SQUARE CANTILEVER TABLE WITH 4 SEATS

#200202097 | PAINTED FRAME | PORTABLE | 305LBS

B. HERITAGE VINYL 46" ROUND CANTILEVER TABLE WITH 4 SEATS

#200202099 | PAINTED FRAME | PORTABLE | 320LBS

C. HERITAGE VINYL 46" ROUND CANTILEVER INCLUSIVE TABLE WITH 3 SEATS

#200202098 | PAINTED FRAME | PORTABLE | 265LBS

D. HERITAGE VINYL 8FT CANTILEVER TABLE WITH 4 SEATS

#200202100 | PAINTED FRAME | PORTABLE | 300LBS



**FARMINGTON
FIRE DEPARTMENT**

**FARMINGTON
FIRE DEPARTMENT**





B. CUSTOM DESIGN



C.

A. HERITAGE VINYL 46" SQUARE PORTABLE TABLE

#200202081 | PAINTED FRAME | PORTABLE | 300LBS

B. CUSTOM HERITAGE VINYL 46" SQUARE PORTABLE TABLE

MAKE A STATEMENT WITH YOUR FAVORITE VINYL PRODUCTS BY MIXING AND MATCHING YOUR VINYL AND PAINT COLORS! WITH 5 VINYL COLORS AND OVER 188 CUSTOM PAINT COLORS WE HAVE A PALETTE FOR ANY LOCATION. CONTACT YOUR LOCAL REPRESENTATIVE FOR MORE DETAILS.

C. HERITAGE VINYL 46" ROUND PORTABLE TABLE

#200202082 | PAINTED FRAME | PORTABLE | 320LBS



A.

COMFORT AND QUALITY COME TOGETHER WITH OUR 238 PORTABLE TABLES THAT PROVIDE TRADITIONAL STYLE TO CREATE AN INVITING ATMOSPHERE FOR ANY PUBLIC SPACE.

A. 6FT HERITAGE 238 VINYL PORTABLE TABLE

- #200202078 | PAINTED FRAME | PORTABLE | 250LBS
- #200202080 | GALVANIZED FRAME | PORTABLE | 250LBS

NOT PICTURED

8FT HERITAGE 238 VINYL PORTABLE TABLE

- #200202077 | PAINTED FRAME | PORTABLE | 290LBS
- #200202079 | GALVANIZED FRAME | PORTABLE | 290LBS

B. 6FT HERITAGE 238 VINYL INCLUSIVE PORTABLE TABLE

- #200202095 | PAINTED FRAME | PORTABLE | 250LBS

NOT PICTURED

8FT HERITAGE 238 VINYL INCLUSIVE PORTABLE TABLE

- #200202096 | PAINTED FRAME | PORTABLE | 294LBS



B.

INCLUSIVE TABLES PROVIDE AN OPTION FOR PEOPLE OF ALL ABILITIES. THE GRACEFUL FRAMEWORK DESIGN ALLOWS FOR WHEELCHAIR CLEARANCE WHILE CREATING A UNIQUE ACCESSIBLE SOLUTION.

PEDESTAL COLLECTION

THE PEDESTAL VINYL COLLECTION FEATURES A SINGLE, STURDY STEEL POST IN THE GROUND, OFFERING A CLEAN LOOK WITH EASY ACCESS AND EGRESS. FOR SUPERIOR STRENGTH AND LONGEVITY, CONNECTION POINTS ARE WELDED TO THE HEFTY SUPPORT SYSTEM INSTEAD OF USING BOLTS THAT CAN RUST OR LOOSEN OVER TIME.



C. HERITAGE 264 VINYL INCLUSIVE PEDESTAL TABLE
 #200202087 | PAINTED FRAME | 38"X49" TABLE | INGROUND | 260LBS
 #200202088 | GALVANIZED FRAME | 38"X49" TABLE | INGROUND | 260LBS

D. HERITAGE 266 VINYL PEDESTAL 6FT TABLE
 #200202083 | PAINTED FRAME | 6FT TABLE W/ 2-6FT SEATS | INGROUND | 269LBS
 #200202084 | GALVANIZED FRAME | 6FT TABLE W/ 2-6FT SEATS | INGROUND | 269LBS

E. HERITAGE 264 VINYL PEDESTAL TABLE
 #200202085 | PAINTED FRAME | 38" SQUARE TABLE | INGROUND | 320LBS
 #200202086 | GALVANIZED FRAME | 38" SQUARE TABLE | INGROUND | 320LBS





A.

A. 6FT HERITAGE VINYL BENCH WITH BACK AND ARMS

#200202091 | PAINTED FRAME | PORTABLE, INGROUND AND STATIONARY | 125LBS


NOT PICTURED

8FT HERITAGE VINYL BENCH WITH BACK AND ARMS

#200202092 | PAINTED FRAME | PORTABLE, INGROUND AND STATIONARY | 145LBS



B.



C.

B. 6FT HERITAGE VINYL BENCH WITH NO ARMS OR BACK

#200202093 | PAINTED FRAME | INGROUND AND STATIONARY | 85LBS

#200202955 | GALVANIZED FRAME | INGROUND AND STATIONARY | 85LBS

C. 8FT HERITAGE VINYL BENCH WITH NO ARMS OR BACK

#200202094 | PAINTED FRAME | INGROUND AND STATIONARY | 105LBS

#200203178 | GALVANIZED FRAME | INGROUND AND STATIONARY | 105LBS





D. BLUE VINYL



BROWN VINYL




GREEN VINYL



RED VINYL



TAN VINYL



D. 6FT HERITAGE VINYL BENCH WITH BACK & NO ARMS

- #200202089 | PAINTED FRAME | PORTABLE, INGROUND AND STATIONARY | 122LBS
- #200202954 | GALVANIZED FRAME | PORTABLE, INGROUND AND STATIONARY | 122LBS

NOT PICTURED

6FT HERITAGE VINYL BENCH WITH BACK & NO ARMS

- #200202090 | PAINTED FRAME | PORTABLE, INGROUND AND STATIONARY | 143LBS
- #200203177 | GALVANIZED FRAME | PORTABLE, INGROUND AND STATIONARY | 143LBS



REDWOOD COLLECTION

OUR REDWOOD COLLECTION EVOKES TRADITIONAL AND COMFORTABLE STYLE WITH ITS CLEAN YET SIMPLE DESIGN. REDWOOD IS ENTIRELY SUSTAINABLE AND RENEWABLE WITH ITS NATURAL BEAUTY AND PHYSICAL PROPERTIES THAT MAKE IT IDEAL FOR OUTDOOR APPLICATIONS.





A.



B.

A. 6FT HERITAGE REDWOOD TABLE

#200202777 | PAINTED FRAME | INGROUND | 280LBS
 #100000230 | GALVANIZED FRAME | INGROUND | 227LBS

B. 6FT HERITAGE REDWOOD BENCH

#200202147 | PAINTED FRAME | PORTABLE, SURFACE AND INGROUND | 75LBS
 #200203176 | GALVANIZED FRAME | PORTABLE, SURFACE AND INGROUND | 100LBS

NOT PICTURED
8FT HERITAGE REDWOOD BENCH

#200202148 | PAINTED FRAME | PORTABLE, SURFACE AND INGROUND | 118LBS
 #200203181 | GALVANIZED FRAME | PORTABLE, SURFACE AND INGROUND | 110LBS



C.

C. HERITAGE REDWOOD 38" SQUARE TABLE

#100000204 | PAINTED FRAME | INGROUND | 252LBS
 #200202755 | GALVANIZED FRAME | INGROUND | 303LBS



MOUNTAINEER REDWOOD COLLECTION

A.



A. 6FT MOUNTAINEER REDWOOD DOUBLE PEDESTAL BENCH

- #100000260 | PAINTED FRAME | INGROUND | 212LBS
- #100000267 | PAINTED FRAME | PORTABLE | 212LBS
- #100000272 | PAINTED FRAME | STATIONARY | 212LBS

- #100005285 | GALVANIZED FRAME | INGROUND | 132LBS
- #100005290 | GALVANIZED FRAME | PORTABLE | 212LBS
- #100005293 | GALVANIZED FRAME | STATIONARY | 184LBS

NOT PICTURED

8FT MOUNTAINEER REDWOOD DOUBLE PEDESTAL BENCH

- #100000264 | PAINTED FRAME | INGROUND | 231LBS
- #100000269 | PAINTED FRAME | PORTABLE | 225LBS
- #100000275 | PAINTED FRAME | STATIONARY | 226LBS

- #100005288 | GALVANIZED FRAME | INGROUND | 231LBS
- #100005291 | GALVANIZED FRAME | PORTABLE | 226LBS
- #100005295 | GALVANIZED FRAME | STATIONARY | 226LBS



B. 6FT MOUNTAINEER REDWOOD SINGLE PEDESTAL BENCH

- #100000255 | PAINTED FRAME | INGROUND | 158LBS
- #100005283 | GALVANIZED FRAME | INGROUND | 212LBS

C. 8FT MOUNTAINEER REDWOOD DOUBLE PEDESTAL FLAT BENCH

- #100000280 | PAINTED FRAME | STATIONARY | 124LBS
- #100000290 | PAINTED FRAME | INGROUND | 123LBS
- #100000295 | PAINTED FRAME | PORTABLE | 118LBS

NOT PICTURED

6FT MOUNTAINEER REDWOOD DOUBLE PEDESTAL FLAT BENCH

- #100000277 | PAINTED FRAME | STATIONARY | 103LBS
- #100000285 | PAINTED FRAME | INGROUND | 102LBS
- #100000293 | PAINTED FRAME | PORTABLE | 97LBS

I. MOUNTAINEER REDWOOD LITTER RECEPTACLE

- #200005351 | 20 GALLON | PORTABLE | 71LBS
- #200005381 | 32 GALLON | PORTABLE | 81LBS
- #200005360 | 20 GALLON | INGROUND | 71LBS
- #200005372 | 32 GALLON | INGROUND | 81LBS

OUR MOUNTAINEER COLLECTION IS AVAILABLE IN BOTH CONSTRUCTION-GRADE REDWOOD AND LAMINATE REDWOOD. INFORMATION AND PHOTOS OF THE CONSTRUCTION-GRADE REDWOOD ARE SHOWN HERE. PLEASE CONTACT YOUR LOCAL SALES REPRESENTATIVE FOR PRICING AND INFORMATION ON OUR LAMINATE REDWOOD PRODUCTS.



B.



C.



D.

ALUMINUM COLLECTION



A.



B.



C.



STRENGTH AND RESILIENCY SHINE THROUGH
 IN OUR CLASSIC ALUMINUM COLLECTION.
 CLEAN LINES AND SURFACES EMBODY THE
 TRADITION AND CHARM OF THIS DEFINITIVE
 PRODUCT LINE. ALUMINUM IS NON-
 CORROSIVE AND STRONG, PROVIDING A
 MAINTENANCE-FREE SOLUTION TO ANY SPACE.



D.



A. 6FT HERITAGE ALUMINUM BENCH

#200202145 | PAINTED FRAME | PORTABLE, SURFACE AND INGROUND | 59LBS
 #200203174 | GALVANIZED FRAME | PORTABLE, SURFACE AND INGROUND | 59LBS

NOT PICTURED

8FT HERITAGE ALUMINUM BENCH

#200202146 | PAINTED FRAME | PORTABLE, SURFACE AND INGROUND | 65LBS
 #200203179 | GALVANIZED FRAME | PORTABLE, SURFACE AND INGROUND | 65LBS

B. HERITAGE ALUMINUM 38" SQUARE TABLE WITH GALVANIZED STEEL FRAME

#100000203 | GALVANIZED FRAME | INGROUND | 215LBS

NOT PICTURED

HERITAGE ALUMINUM 38" SQUARE TABLE WITH PAINTED FRAME


#200202754 | PAINTED FRAME | INGROUND | 210LBS

C. 6FT HERITAGE ALUMINUM INGROUND TABLE

#200202776 | 6FT TABLE WITH 2-6FT SEATS | PAINTED FRAME | INGROUND | 175LBS
 #100000229 | 6FT TABLE WITH 2-6FT SEATS | GALVANIZED FRAME | INGROUND | 169LBS

D. NORA 19 GALLON GALVANIZED LITTER RECEPTACLE

#8037204 | 19 GALLON | GALVANIZED STEEL | PORTABLE | 88LBS





A. 6FT HERITAGE 238 ALUMINUM PORTABLE TABLE
 #200202774 | 6FT TABLE WITH 2-6FT SEATS | PAINTED FRAME | PORTABLE | 140LBS
 #100000164 | 6FT TABLE WITH 2-6FT SEATS | GALVANIZED FRAME | PORTABLE | 142LBS

B. 8FT HERITAGE 238 ALUMINUM PORTABLE TABLE
 #200202804 | 8FT TABLE WITH 2-8FT SEATS | PAINTED FRAME | PORTABLE | 164LBS
 #100000184 | 8FT TABLE WITH 2-8FT SEATS | GALVANIZED FRAME | PORTABLE | 164LBS

C. 12FT HERITAGE 238 ALUMINUM SHELTER TABLE
 #100000154 | 12FT TABLE WITH 2-12FT SEATS | PAINTED FRAME | PORTABLE | 241LBS
 #100000150 | 12FT TABLE WITH 2-12FT SEATS | GALVANIZED FRAME | PORTABLE | 241LBS

D. 5FT & 10FT PORTABLE BIKE RACKS
 #100000406 | 5FT PORTABLE BIKE RACK | GALVANIZED | PORTABLE | 100LBS
 #100000405 | 10FT PORTABLE BIKE RACK | GALVANIZED | PORTABLE | 160LBS

E. 15FT HERITAGE ALUMINUM PLAYERS BENCH
 #100001100 | GALVANIZED FRAME ONLY | STATIONARY | 84LBS

NOT PICTURED
8FT HERITAGE ALUMINUM PLAYERS BENCH
 #100001104 | GALVANIZED FRAME ONLY | STATIONARY | 52LBS

NOT PICTURED
8FT HERITAGE ALUMINUM INCLUSIVE TABLE
 #100000131 | 8FT TABLE WITH 2-6FT SEATS | PAINTED FRAME | PORTABLE | 155LBS
 #200202842 | 8FT TABLE WITH 2-6FT SEATS | GALVANIZED FRAME | PORTABLE | 155LBS



B.

C.

D.

E.



RECYCLED COLLECTION

A.

OUR RECYCLED COLLECTION OF PRODUCTS FEATURES RECYCLED HIGH-DENSITY POLYETHYLENE, CREATING A DURABLE, ENVIRONMENTALLY FRIENDLY ALTERNATIVE TO TRADITIONAL LUMBER. AVAILABLE IN TWO WARM AND INVITING COLOR SCHEMES, THE IMF RECYCLED COLLECTION IS AN ENVIRONMENTALLY CONSCIENTIOUS CHOICE WHEN PLANNING YOUR NEXT SPACE.



CEDAR



GREEN

A. 6FT HERITAGE 238 RECYCLED TABLE WITH 2-6FT SEATS

#200202287 | PAINTED FRAME | PORTABLE | 210LBS

#200202368 | GALVANIZED FRAME | PORTABLE | 210LBS

B. 6FT HERITAGE RECYCLED BENCH WITH BACK AND NO ARMS

#200202288 | PAINTED FRAME | INGROUND | 118LBS

#200202289 | PAINTED FRAME | PORTABLE | 118LBS

#200202369 | GALVANIZED FRAME | INGROUND | 118LBS

#200202370 | GALVANIZED FRAME | PORTABLE | 118LBS


C. HERITAGE RECYCLED LITTER RECEPTACLE

#200202294 | 20 GALLON LITTER RECEPTACLE | PORTABLE | 115LBS

#200202295 | 32 GALLON LITTER RECEPTACLE | PORTABLE | 130LBS

#200202292 | 20 GALLON LITTER RECEPTACLE | INGROUND | 115LBS

#200202296 | 32 GALLON LITTER RECEPTACLE | INGROUND | 130LBS



CONTEMPO COLLECTION



THE SLEEK, MODERN LINES OF OUR CONTEMPO SERIES MAKE A REMARKABLY STYLISH IMPRESSION ON URBAN EXTERIOR SPACES SUCH AS HOTELS, SHOPPING CENTERS, AND PLAZAS. WITH A LOOK THAT IS UNMISTAKABLY IMF, THIS UNIQUE LINE REPRESENTS AN EVOLUTION OF SITE AMENITIES DESIGN WITHOUT COMPROMISING FORM OR FUNCTION.



A. CONTEMPO 3 SEAT BENCH WITHOUT BACK

#200200952 | PAINTED FRAME | PORTABLE | 216LBS

NOT PICTURED

CONTEMPO 2 SEAT BENCH WITHOUT BACK

#200200953 | PAINTED FRAME | PORTABLE | 150LBS

CONTEMPO SINGLE SEAT BENCH WITHOUT BACK

#200200954 | PAINTED FRAME | PORTABLE | 100LBS

B. CONTEMPO 3 SEAT BENCH WITH BACK

#200200955 | PAINTED FRAME | PORTABLE | 230LBS

NOT PICTURED

CONTEMPO 2 SEAT BENCH WITH BACK

#200200956 | PAINTED FRAME | PORTABLE | 160LBS

CONTEMPO SINGLE SEAT BENCH WITH BACK

#200200957 | PAINTED FRAME | PORTABLE | 105LBS

C. CONTEMPO LITTER RECEPTACLE WITH ASH TRAY

#200200959 | PAINTED FRAME | PORTABLE | 160LBS

NOT PICTURED

CONTEMPO LITTER RECEPTACLE WITH FLAT TOP

#200200958 | PAINTED FRAME | PORTABLE | 158LBS

D. CONTEMPO PLANTER WITH LID

LID NOT SHOWN

#200200960 | PAINTED FRAME | PORTABLE | 108LBS



C.



D.



PLAYGROUND COLLECTION

THE SUPER STRONG
PLAYGROUND SERIES OFFERS
INCREDIBLE DURABILITY TO
STAND UP TO TOUGH USE.
MIX AND MATCH FROM OUR
EXTENSIVE COLOR PALETTE TO
CREATE A COMPLEMENTARY
AND COHESIVE LOOK FOR YOUR
ENTIRE PLAY SPACE.



SINGLE PLAYGROUND BENCH WITH BACK

#200200967 | PAINTED FRAME | INGROUND & STATIONARY | 110LBS
AVAILABLE IN OUR 16 STANDARD PAINT COLORS



ADD ON FOR PLAYGROUND BENCH WITH BACK

NEED MORE SEATING? ATTACH OUR ADD ON BENCH TO OUR SINGLE PLAYGROUND BENCH TO CREATE A ROW TO FIT YOUR SEATING REQUIREMENTS.

#200200968 | PAINTED FRAME | INGROUND & STATIONARY | 75LBS
AVAILABLE IN OUR 16 STANDARD PAINT COLORS



PLAYGROUND SINGLE BENCH WITHOUT BACK

#200200969 | PAINTED FRAME | INGROUND & STATIONARY | 100LBS
AVAILABLE IN OUR 16 STANDARD PAINT COLORS



ADD ON FOR PLAYGROUND BENCH WITHOUT BACK

NEED MORE SEATING? ATTACH OUR ADD ON BENCH TO OUR SINGLE PLAYGROUND BENCH TO CREATE A ROW TO FIT YOUR SEATING REQUIREMENTS.

#200200970 | PAINTED FRAME | INGROUND & STATIONARY | 65LBS
AVAILABLE IN OUR 16 STANDARD PAINT COLORS



A. PLAYGROUND 32 GALLON LITTER RECEPTACLE WITH FLAT TOP AND INWARD SLOPE

#200200971 | PAINTED FRAME | INGROUND & STATIONARY | 125LBS
AVAILABLE IN OUR 16 STANDARD PAINT COLORS

B. PLAYGROUND 32 GALLON LITTER RECEPTACLE WITH ASHTRAY

#200200972 | PAINTED FRAME | INGROUND & STATIONARY | 130LBS
AVAILABLE IN OUR 16 STANDARD PAINT COLORS



C. PLAYGROUND BIKE RACK

#200200996 | PAINTED FRAME | INGROUND & STATIONARY | 152LBS
AVAILABLE IN OUR 16 STANDARD PAINT COLORS

D. STATIONARY "M" BIKE RACK

200000342 | GALVANIZED STEEL | INGROUND | 44LBS
AVAILABLE IN OUR 16 STANDARD PAINT COLORS



PIXBO COLLECTION



A.



B.



C.



THE SLEEK, STYLISH LINES OF THE PIXBO COLLECTION COMPLEMENT THE ARCHITECTURAL ELEGANCE OF TODAY'S MODERN LANDSCAPES. FEATURING CONTRASTING WOOD AND STEEL ELEMENTS, THE PIXBO COLLECTION CREATES A VISUALLY STUNNING PLACE FOR PEOPLE TO GATHER.

A. PIXBO BENCH WITH ARM

#8037086 | BLACK PINE WITH GALVANIZED STEEL FRAME | PORTABLE | 119LBS

B. PIXBO BENCH WITHOUT ARM

#8037079 | BLACK PINE WITH GALVANIZED STEEL FRAME | PORTABLE | 71LBS

C. PIXBO BENCH WITHOUT ARM OR BACK

#8037094 | BLACK PINE WITH GALVANIZED STEEL FRAME | PORTABLE | 55LBS

D. PIXBO TABLE

#8037090 | BLACK PINE WITH GALVANIZED STEEL FRAME | PORTABLE | 88LBS



D.



BIRKA COLLECTION



THE BIRKA COLLECTION OFFERS FLEXIBLE DESIGN ELEMENTS, CREATING AN ELEGANT AESTHETIC FOR EACH UNIQUE SPACE. THE WOOD SLAT JATOBA WOOD SEATING OFFERS A CLEAN AND MODERN DESIGN ELEMENT, COMPLEMENTING THE INDUSTRIAL LOOK OF THE GALVANIZED STEEL FRAMES.



A.

A. BIRKA BENCH

#8003218 | JATOBA WOOD AND GALVANIZED STEEL FRAME | PORTABLE | 185LBS



B.

B. BIRKA TABLE

#8003224 | JATOBA WOOD AND GALVANIZED STEEL FRAME | PORTABLE | 247LBS

NOT PICTURED
BIRKA BENCH WITH ARMS AND BACK
#8037083 | PINE AND GALVANIZED STEEL FRAME | PORTABLE | 165LBS



C.



C. BIRKA ARMREST

#8037714 | 2- GALVANIZED STEEL FRAME ARMRESTS TO ADD TO THE BIRKA BENCH





SOFIERO COLLECTION



A.

GENTLE CURVES AND ARCHES CREATE A SMOOTH AND SLEEK FEEL IN THE SOFIERO COLLECTION. NATURAL WOOD ELEMENTS PAIRED WITH GALVANIZED STEEL CREATE AN ATTRACTIVE AND DISTINCTIVE LOOK BY ENHANCING THE CONTRASTING TEXTURES OF THESE MATERIALS.

A. SOFIERO BENCH WITHOUT ARMS

#8037009 | PINE WITH GALVANIZED STEEL FRAME | INGROUND | 104LBS



B.



C.

B. SOFIERO CHAIR FIXED

#8037032 | PINE WITH GALVANIZED STEEL FRAME | INGROUND | 39LBS

SOFIERO CHAIR ROTATES

#8037033 | PINE WITH GALVANIZED STEEL FRAME | INGROUND | 39LBS



D.

C. SOFIERO ARM REST

#8037714 | 2- GALVANIZED STEEL ARM RESTS TO ATTACH TO SOFIERO BENCH OR CHAIR



E.

D. SOFIERO BENCH WITHOUT ARMS OR BACK

#8037022 | PINE WITH GALVANIZED STEEL FRAME | INGROUND | 30LBS

E. SOFIERO TABLE

#8037046 | PINE WITH GALVANIZED STEEL FRAME | INGROUND | 42LBS





ZETA COLLECTION



EUROPEAN-INSPIRED LINES STIMULATE A SENSE OF STYLE AND SOPHISTICATION IN THE ZETA COLLECTION LINE OF PRODUCTS. FEATURING PINE AND GALVANIZED STEEL, THE ZETA COLLECTION OF PRODUCTS CREATES A FUNCTIONAL YET SOPHISTICATED ATMOSPHERE WHERE PEOPLE CAN CONNECT.



A.



A. ZETA BENCH WITH BACK AND ARMS

#8012635 | PINE WITH GALVANIZED STEEL FRAME | INGROUND | 99LBS

B. ZETA TABLE

#8012642 | PINE WITH GALVANIZED STEEL FRAME | INGROUND | 95LBS

C. ZETA BENCH

#8012646 | PINE WITH GALVANIZED STEEL FRAME | INGROUND | 90LBS

D. ARGO BICYCLE STAND

#8012593 | GALVANIZED STEEL | INGROUND | 9LBS



B.



C.



D.



FIRE RINGS AND GRILLS



A.



B.



C.



A. 100 FIRE RING AND GRILL

#100001052 | HEAVY DUTY FIRE RING & COOKING GRILL | INGROUND | 120LBS

B. 120 ADJUSTABLE HEIGHT FIRE RING & GRILL

#100001054 | CAMPFIRE RING AND COOKING GRILL | INGROUND | 95LBS

C. 140 FIRE RING AND GRILL

#100001058 | 30" CAMPFIRE RING WITH TILT GRATE | INGROUND | 60LBS

D. 122 WHEELCHAIR ACCESSIBLE ADAPTER

#100001057 | FOR USE WITH 120 & 140 FIRE RINGS AND GRILLS | INGROUND | 125LBS

E. LANTERN HANGERS

MADE FROM 23/8" IRON PIPE, END CAPS AND HOOKS WELDED IN PLACE

301-Y | #200005411 | PAINTED | INGROUND | 38LBS

301-G | #200005405 | GALVANIZED | INGROUND | 38LBS

311-Y | #200005417 | W/ 6X12" STEEL PLATE FOR DECAL | PAINTED | INGROUND | 42LBS

311-G | #200005414 | W/ 6X12" STEEL PLATE FOR DECAL | GALVANIZED | INGROUND | 42LBS



D.



E.

CONTACT YOUR LOCAL REPRESENTATIVE FOR CUSTOM ACCESSIBLE GRILLS AND FIRE RINGS.





A.



B.



C.



D.



E.

A. 198 & 201 GRILL AND GRILL UTILITY SHELF

#100001081 | 20" PEDESTAL GRILL AND GRILL UTILITY SHELF | INGROUND | 70LBS

B. 200 ROTATING PEDESTAL GRILL

#100001085 | ROTATING PEDESTAL GRILL | INGROUND | 80LBS

C. 205 - 28" PEDESTAL GRILL

#100001090 | 28" PEDESTAL GRILL | INGROUND | 160LBS

D. 210 TWO LEVEL GROUP GRILL

#100001092 | TWO LEVEL GROUP GRILL | INGROUND | 245LBS

E. 220 DELUXE PEDESTAL GRILL

#100001097 | DELUXE PEDESTAL GRILL | INGROUND | 450LBS

F. 216 COVERED GRILL

#100001095 | COVERED GRILL | INGROUND | 200LBS

G. CHILI PORTABLE GRILL

#8019466 | CHILI PORTABLE GRILL | PORTABLE | 276LBS



F.



G.



LITTER RECEPTACLES



A. HERITAGE 32 GALLON LITTER RECEPTACLE WITH INWARD SLOPE LID

#200200860 | 16 STANDARD PAINT COLORS | PORTABLE | 70LBS

B. HERITAGE 32 GALLON LITTER RECEPTACLE WITH INWARD SLOPE LID & ASHTRAY

#200200861 | 16 STANDARD PAINT COLORS | PORTABLE | 80LBS

C. HERITAGE 32 GALLON LITTER RECEPTACLE FLARE TOP WITH INWARD SLOPE LID

#200200856 | 16 STANDARD PAINT COLORS | PORTABLE | 90LBS

D. HERITAGE 32 GALLON LITTER RECEPTACLE FLARE TOP WITH INWARD SLOPE LID & ASHTRAY

#200200858 | 16 STANDARD PAINT COLORS | PORTABLE | 100LBS

E. HERITAGE 32 GALLON LITTER RECEPTACLE WITH SIDE DOOR AND INWARD SLOPE LID

#200200859 | 16 STANDARD PAINT COLORS | PORTABLE | 80LBS

F. HERITAGE 32 GALLON LITTER RECEPTACLE WITH DOME TOP LID

#200200857 | 16 STANDARD PAINT COLORS | PORTABLE | 75LBS

G. PLAYGROUND 32 GALLON LITTER RECEPTACLE WITH FLAT TOP AND INWARD SLOPE

#200200971 | 16 STANDARD PAINT COLORS | INGROUND & STATIONARY | 125LBS

H. PLAYGROUND 32 GALLON LITTER RECEPTACLE WITH FLAT TOP, INWARD SLOPE & ASHTRAY

#200200972 | 16 STANDARD PAINT COLORS | INGROUND & STATIONARY | 130LBS

I. MOUNTAINEER REDWOOD LITTER RECEPTACLE

#200005351 | 20 GALLON | PORTABLE | 71LBS

#200005381 | 32 GALLON | PORTABLE | 81LBS

#200005360 | 20 GALLON | INGROUND | 71LBS

#200005372 | 32 GALLON | INGROUND | 81LBS

J. HERITAGE RECYCLED LITTER RECEPTACLE

#200202294 | 20 GALLON | CEDAR AND GREEN RECYCLED | PORTABLE | 115LBS

#200202295 | 32 GALLON | CEDAR AND GREEN RECYCLED | PORTABLE | 130LBS

#200202292 | 20 GALLON | CEDAR AND GREEN RECYCLED | INGROUND | 115LBS

#200202296 | 32 GALLON | CEDAR AND GREEN RECYCLED | INGROUND | 30LBS

K. NORA 19 GALLON GALVANIZED LITTER RECEPTACLE

#8037204 | 19 GALLON, GALVANIZED STEEL | PORTABLE | 88LBS

L. NORA 19 GALLON BLACK LITTER RECEPTACLE

#8037208 | 19 GALLON, BLACK PAINT | PORTABLE | 88LBS

M. CONTEMPO LITTER RECEPTACLE WITH ASH TRAY

#200200959 | PAINTED FRAME | PORTABLE | 160LBS


CONTEMPO LITTER RECEPTACLE WITH FLAT TOP

#200200958 | PAINTED FRAME | PORTABLE | 158LBS (NOT SHOWN)

N. SERGEL 37 GALLON LITTER RECEPTACLE

#8000103 | GALVANIZED STEEL OR BLACK PAINT | PORTABLE | 220LBS

EVERY OUTDOOR SETTING WITH AMENITIES NEEDS ACCESSORIES TO ACCENTUATE AND COMPLEMENT THE SPACE. IMF ACCESSORIES SHARE THE SAME UNIQUE DESIGN ELEMENTS AS THE SERIES IN WHICH THEY ARE BASED, PROVIDING A COHESIVE LOOK AND A HIGH LEVEL OF FUNCTION.





PLASTIC COLORS

16 PLASTIC COLORS
OUR PLASTIC IS UV STABILIZED WITH 1/4" WALL THICKNESS.



STANDARD PAINT



BOLLARDS


DECORATIVE BOLLARDS OFFER A CUSTOMIZABLE DESIGN OPTION FOR SPACES REQUIRING PATHWAY DEFINITION, SUCH AS TRAILS, ALONG SIDEWALKS, AND ENTRANCES TO VARIOUS PUBLIC AREAS. WITH 16 STANDARD AND OVER 188 CUSTOM COLOR OPTIONS TO CHOOSE FROM, OUR SPHERE AND POST BOLLARD OFFERINGS PROVIDE AN ARRAY OF POSSIBILITIES.



SPHERE BOLLARD

#200201183 | PLASTIC | INGROUND METAL ANCHORS | 135LBS
AVAILABLE IN ANY OF OUR PLASTIC COLORS

AVAILABLE IN OUR 16 PLASTIC COLORS
OUR PLASTIC IS UV STABILIZED WITH
1/4" WALL THICKNESS.



5" POST BOLLARD

#200013809 | 5" STEEL POST | PAINT | INGROUND AND STATIONARY | 37LBS
AVAILABLE IN OUR 16 STANDARD COLORS AND OVER 188 CUSTOM PAINT COLORS

AVAILABLE IN OUR 16 STANDARD PAINT COLORS
OUR MULTI LAYER PAINT SYSTEM
ENSURES STRENGTH AND SUPERIOR FINISH.

*DECORATIVE BOLLARDS ARE DESIGNED TO DIRECT PEDESTRIAN AND VEHICULAR TRAFFIC ONLY, AND ARE NOT TESTED FOR IMPACT RESISTANCE.



SHELTERS

A.

DESCRIPTION	AVAILABLE SIZES	AVAILABLE MATERERIALS
RECTANGULAR SHELTER	16X20 16X28 20X28 20X36 20X44 30X36 30X44 30X52 30X60 30X68 30X76 50X60 50X68 50X76 50X84	<ul style="list-style-type: none"> • LAMINATED BEAMS/COLUMNS & PINE DECKING • LAMINATED BEAMS/COLUMNS & WESTERN CEDAR DECKING • LAMINATED BEAMS, STEEL COLUMNS & PINE DECKING • LAMINATED BEAMS, STEEL COLUMNS & WESTERN CEDAR DECKING <p><i>ASPHALT SHINGLES ARE NOT INCLUDED</i></p>
HEXAGONAL SHELTER	35' 45'	<ul style="list-style-type: none"> • LAMINATED BEAMS/COLUMNS & PINE DECKING • LAMINATED BEAMS/COLUMNS & WESTERN CEDAR DECKING • LAMINATED BEAMS, STEEL COLUMNS & PINE DECKING • LAMINATED BEAMS, STEEL COLUMNS & WESTERN CEDAR DECKING <p><i>ASPHALT SHINGLES ARE NOT INCLUDED</i></p>
GAZEBO	14' NO FLOOR & 14' WITH FLOOR 16' NO FLOOR AND 16' WITH FLOOR 25' NO FLOOR AND 25' WITH FLOOR	<ul style="list-style-type: none"> • LAMINATED BEAMS/COLUMNS & PINE DECKING • LAMINATED BEAMS/COLUMNS & WESTERN CEDAR DECKING • LAMINATED BEAMS, STEEL COLUMNS & PINE DECKING • LAMINATED BEAMS, STEEL COLUMNS & WESTERN CEDAR DECKING
STEEL FRAME MINI SHELTER	COVERS 8'X8' AREA	<ul style="list-style-type: none"> • SHELTER • SHELTER WITH PICNIC TABLE • SHELTER WITH BENCH



C.



D.



B.



E.

A. RECTANGULAR SHELTER

30X68 | LAMINATED BEAMS/COLUMNS & WESTERN CEDAR DECKING

B. HEXAGONAL SHELTER

45' | LAMINATED BEAMS/COLUMNS & WESTERN CEDAR DECKING

C. RECTANGULAR SHELTER FRONT VIEW


D. RECTANGULAR SHELTER ROOF WESTERN CEDAR DECKING DETAIL

E. GAZEBO

16' | LAMINATED BEAMS/COLUMNS & WESTERN CEDAR DECKING

F. GAZEBO ROOF WESTERN CEDAR DETAIL

G. MINI SHELTER WITH PICNIC TABLE



F.



G.



SHADE

SHADEBUILDERS® FREESTANDING SHADE STRUCTURES ARE IDEAL FOR PROTECTING LARGE RECREATION OR SEATING AREAS FROM THE SUN'S HARMFUL RAYS. FREESTANDING SHADE STRUCTURES ARE AVAILABLE IN A VARIETY OF DESIGNS AND BOTH STANDARD AND FLAME RETARDANT FABRIC COLORS, MAKING THEM THE PERFECT ADDITION TO YOUR SPACE. DON'T FORGET TO ASK ABOUT OUR CUSTOM SHADE OPTIONS!

LOOKING FOR MORE PRODUCTS?

REQUEST A COPY OF OUR PUBLICATIONS 1-800-325-8828 OR VIEW THEM ONLINE LITTLETIKESCOMMERCIAL.COM





A HERITAGE OF LASTING QUALITY AND DETAILED WORKMANSHIP

MADE WITH PREMIUM MATERIALS THAT PROVIDE RUGGED DURABILITY, THE IMF LINE OF SITE AMENITIES WILL ENDURE FOR YEARS OF USE IN THE HARSHTEST OF WEATHER CONDITIONS.

ADVANCED COATINGS

IMF HERITAGE LINE OF SITE AMENITIES UTILIZE A HIGHLY DURABLE TEXTURED POLY-VINYL-CHLORIDE COATING AT AN AVERAGE 118 MILS THICK THAT IS HEAT INFUSED AND BONDED TO THE STEEL. THESE CORROSION RESISTANT COATED PIECES WILL NOT ABSORB WATER, GREASE OR OIL MAKING THEM VIRTUALLY MAINTENANCE FREE.

POWDER COATING

THROUGH OUR SOPHISTICATED PAINT FINISHING PROCESS, WE ELECTROSTATICALLY APPLY A POLYESTER DRY-POWDER TO A HEATED PART THAT BAKES ON A RESIN COATING AND CREATES OUR DURABLE ATTRACTIVE HI-GLOSS FINISH. COVERING ALL EXPOSED STEEL FRAMES, SUPPORTS AND FINISHED PRODUCTS OUR HARD WEARING FINISH AVAILABLE IN 16 PAINT COLOR OPTIONS PROVIDES RUGGED DURABILITY FOR YEARS TO COME.

WARRANTY - QUALITY YOU CAN TRUST

WE BACK OUR PRODUCTS WITH A WARRANTY THAT GIVES YOU PEACE OF MIND KNOWING THAT YOU ARE GETTING A DURABLE PRODUCT THAT WILL STAND THE TEST OF TIME. FOR MORE PRODUCT DETAILS AND THE MOST UP TO DATE WARRANTY INFORMATION, CONTACT YOUR LOCAL REPRESENTATIVE OR VISIT LITTLTIKESCOMMERCIAL.COM/IMFSITEAMENITIES.

ADDITIONAL ORDER POLICIES

Prices: Published prices are subject to change without notice. All orders are subject to approval by PPLT. All prices are in U.S. dollars. Product prices are FOB Monett, Missouri and do not include freight – freight charges will be added to product prices. Lease purchasing options are available through the Lease Program.

Invoice Terms: Net 30 Days. Finance charge of 1 1/2 % per month or maximum allowable by law will be added to past due balance.

Sales Tax: Will be added to the invoice except when a tax exempt certificate is furnished.

Freight Charges: Products are shipped FOB Monett, MO, Pre-Pay and Add. For orders from Municipalities, Government Agencies, School Systems and Businesses (listed favorably with Dunn & Bradstreet), freight will be prepaid and added to the invoice in accordance with PPLT's standard freight rate chart. For orders that are to be prepaid, please contact our Sales Department for a firm freight quote before sending your prepaid order.

Weights: Shown as approximate and include packing materials

Delivery Terms: Within the United States, F.O.B. Monett, MO. For Exports (overseas shipments), typically shipments are EXW (Ex Works Factory) Monett, MO, USA. Consult the PPLT Sales Department for special terms and desired arrangements. Ocean and air freight options are available.

Loss or Damage in Transit: A signed bill of lading is our receipt from a carrier that our shipment to you was complete and in good condition. Before you sign, please check this bill of lading carefully when the shipment reaches you to make sure there are no damages or shortages. Once the shipment leaves our plant, we are no longer responsible for any damage, loss or shortage. All claims for loss or damage to product should be reported immediately to our Customer Service Department. All claims for product damage and shortage via common carrier must be promptly made by consignee (customer) direct to PPLT's Customer Service Department. When reporting damage, be sure to hold all containers and packing materials for inspection (claims should be filed within 15 days of receipt of shipment).

Cancellations and Returns: Cancellations will be accepted upon written notification at our offices. Returns will be accepted only when freight charges are prepaid, insured, and we have expressly authorized the return. Please provide invoice number, invoice date, and reason for your return. Parts not included are custom parts, as well as used or damaged parts. There will be a restocking fee for all returned orders and on cancelled orders.


Specifications and Product Appearance: PPLT has a policy of continuous product improvement and reserves the right to discontinue or change specifications or product appearance without written notice.


Freight Carrier Information: All freight is shipped unassembled via UPS (if able) or common carrier. On all common carrier shipments, the customer is responsible for unloading. Inside delivery is available for an additional charge.



US 1-800-325-8828 | LITTLETIKESCOMMERCIAL.COM/IMFSITEAMENITIES
PO BOX 897 | FARMINGTON, MISSOURI | 63640

CANADA 1-800-265-9953 | LITTLETIKESCOMMERCIAL.CA/IMFSITEAMENITIES
PO BOX 125 | PARIS, ONTARIO | CANADA N3L 3E7

© PlayPower LT Farmington, Inc. is a Division of PlayPower, Inc. 





SITE AMENITIES CATALOG





GATHER. RELAX. PLAY.

BUILDING ON A PROUD HERITAGE OF QUALITY CRAFTSMANSHIP, INNOVATIVE FUNCTION, AND TIMELESS DESIGN, THE REINVENTED IRON MOUNTAIN FORGE LINE OF SITE AMENITIES ESTABLISHES A UNIQUE SENSE OF PLACE TO GATHER, RELAX AND PLAY. THE NEWLY STYLED IMF COLLECTION OF PRODUCTS FOSTERS INSPIRATION TO BUILD ON A COMMUNITY'S POTENTIAL BY CREATING WELCOMING PUBLIC SPACES THAT PROMOTE PEOPLE'S HEALTH, HAPPINESS, AND WELL-BEING.

WELCOME TO THE NEW IRON MOUNTAIN FORGE.





CANTILEVER COLLECTION	2
PORTABLE COLLECTION	4
PEDESTAL COLLECTION	7
REDWOOD COLLECTION	10
MOUNTAINEER REDWOOD COLLECTION	12
ALUMINUM COLLECTION	14
RECYCLED COLLECTION	18
CONTEMPO COLLECTION	20
PLAYGROUND COLLECTION	22

PIXBO COLLECTION	24
BIRKA COLLECTION	26
SOFIERO COLLECTION	30
ZETA COLLECTION	32
FIRE RINGS AND GRILLS	34
LITTER RECEPTACLES	38
BOLLARDS	40
SHELTERS	42
SHADEBUILDERS®	44
WARRANTY	45

HERITAGE REIMAGINED

THE IMF HERITAGE SERIES OF PRODUCTS SERVES AS A SOLID FOUNDATION OFFERING AN UNMATCHED COMBINATION OF DEPENDABILITY, VERSATILITY AND CLASSIC STYLE. FEATURING OUR SUPERIOR VINYL COATING AND CORROSION RESISTANT POLYESTER DRY POWDER FINISH, THE LINE OFFERS A VERSATILE DESIGN THAT EVOKES QUALITY AND TRADITION.

CANTILEVER COLLECTION

THE CANTILEVER COLLECTION OFFERS A UNIQUE DIMENSION OF STYLE WITH GRACEFUL CURVES. THE OPEN ACCESS PROVIDED BY A SIMPLE FRAMEWORK DESIGN AND MINIMAL TOUCH POINTS NOT ONLY LOOKS INVITING, BUT ALSO SIMPLIFIES CLEAN UP.





B.



C.



D.

A. HERITAGE VINYL 46" SQUARE CANTILEVER TABLE WITH 4 SEATS

#200202097 | PAINTED FRAME | PORTABLE | 305LBS

B. HERITAGE VINYL 46" ROUND CANTILEVER TABLE WITH 4 SEATS

#200202099 | PAINTED FRAME | PORTABLE | 320LBS

C. HERITAGE VINYL 46" ROUND CANTILEVER INCLUSIVE TABLE WITH 3 SEATS

#200202098 | PAINTED FRAME | PORTABLE | 265LBS

D. HERITAGE VINYL 8FT CANTILEVER TABLE WITH 4 SEATS

#200202100 | PAINTED FRAME | PORTABLE | 300LBS



FARMINGTON
FIRE DEPARTMENT

FARMINGTON
FIRE DEPARTMENT





B. CUSTOM DESIGN



C.



A. HERITAGE VINYL 46" SQUARE PORTABLE TABLE

#200202081 | PAINTED FRAME | PORTABLE | 300LBS

B. CUSTOM HERITAGE VINYL 46" SQUARE PORTABLE TABLE

MAKE A STATEMENT WITH YOUR FAVORITE VINYL PRODUCTS BY MIXING AND MATCHING YOUR VINYL AND PAINT COLORS! WITH 5 VINYL COLORS AND OVER 188 CUSTOM PAINT COLORS WE HAVE A PALETTE FOR ANY LOCATION. CONTACT YOUR LOCAL REPRESENTATIVE FOR MORE DETAILS.

C. HERITAGE VINYL 46" ROUND PORTABLE TABLE

#200202082 | PAINTED FRAME | PORTABLE | 320LBS



A.

COMFORT AND QUALITY COME TOGETHER WITH OUR 238 PORTABLE TABLES THAT PROVIDE TRADITIONAL STYLE TO CREATE AN INVITING ATMOSPHERE FOR ANY PUBLIC SPACE.

A. 6FT HERITAGE 238 VINYL PORTABLE TABLE

- #200202078 | PAINTED FRAME | PORTABLE | 250LBS
- #200202080 | GALVANIZED FRAME | PORTABLE | 250LBS

NOT PICTURED

8FT HERITAGE 238 VINYL PORTABLE TABLE

- #200202077 | PAINTED FRAME | PORTABLE | 290LBS
- #200202079 | GALVANIZED FRAME | PORTABLE | 290LBS

B. 6FT HERITAGE 238 VINYL INCLUSIVE PORTABLE TABLE

- #200202095 | PAINTED FRAME | PORTABLE | 250LBS

NOT PICTURED

8FT HERITAGE 238 VINYL INCLUSIVE PORTABLE TABLE

- #200202096 | PAINTED FRAME | PORTABLE | 294LBS



B.

INCLUSIVE TABLES PROVIDE AN OPTION FOR PEOPLE OF ALL ABILITIES. THE GRACEFUL FRAMEWORK DESIGN ALLOWS FOR WHEELCHAIR CLEARANCE WHILE CREATING A UNIQUE ACCESSIBLE SOLUTION.

PEDESTAL COLLECTION

THE PEDESTAL VINYL COLLECTION FEATURES A SINGLE, STURDY STEEL POST IN THE GROUND, OFFERING A CLEAN LOOK WITH EASY ACCESS AND EGRESS. FOR SUPERIOR STRENGTH AND LONGEVITY, CONNECTION POINTS ARE WELDED TO THE HEFTY SUPPORT SYSTEM INSTEAD OF USING BOLTS THAT CAN RUST OR LOOSEN OVER TIME.



C.



D.

C. HERITAGE 264 VINYL INCLUSIVE PEDESTAL TABLE

#200202087 | PAINTED FRAME | 38"X49" TABLE | INGROUND | 260LBS
 #200202088 | GALVANIZED FRAME | 38"X49" TABLE | INGROUND | 260LBS

D. HERITAGE 266 VINYL PEDESTAL 6FT TABLE

#200202083 | PAINTED FRAME | 6FT TABLE W/ 2-6FT SEATS | INGROUND | 269LBS
 #200202084 | GALVANIZED FRAME | 6FT TABLE W/ 2-6FT SEATS | INGROUND | 269LBS

E. HERITAGE 264 VINYL PEDESTAL TABLE

#200202085 | PAINTED FRAME | 38" SQUARE TABLE | INGROUND | 320LBS
 #200202086 | GALVANIZED FRAME | 38" SQUARE TABLE | INGROUND | 320LBS



E.



A.

A. 6FT HERITAGE VINYL BENCH WITH BACK AND ARMS

#200202091 | PAINTED FRAME | PORTABLE, INGROUND AND STATIONARY | 125LBS


NOT PICTURED

8FT HERITAGE VINYL BENCH WITH BACK AND ARMS

#200202092 | PAINTED FRAME | PORTABLE, INGROUND AND STATIONARY | 145LBS



B.



C.

B. 6FT HERITAGE VINYL BENCH WITH NO ARMS OR BACK

#200202093 | PAINTED FRAME | INGROUND AND STATIONARY | 85LBS

#200202955 | GALVANIZED FRAME | INGROUND AND STATIONARY | 85LBS

C. 8FT HERITAGE VINYL BENCH WITH NO ARMS OR BACK

#200202094 | PAINTED FRAME | INGROUND AND STATIONARY | 105LBS

#200203178 | GALVANIZED FRAME | INGROUND AND STATIONARY | 105LBS





D. BLUE VINYL



BROWN VINYL




GREEN VINYL



RED VINYL



TAN VINYL



D. 6FT HERITAGE VINYL BENCH WITH BACK & NO ARMS

#200202089 | PAINTED FRAME | PORTABLE, INGROUND AND STATIONARY | 122LBS

#200202954 | GALVANIZED FRAME | PORTABLE, INGROUND AND STATIONARY | 122LBS

NOT PICTURED

6FT HERITAGE VINYL BENCH WITH BACK & NO ARMS

#200202090 | PAINTED FRAME | PORTABLE, INGROUND AND STATIONARY | 143LBS

#200203177 | GALVANIZED FRAME | PORTABLE, INGROUND AND STATIONARY | 143LBS



REDWOOD COLLECTION

OUR REDWOOD COLLECTION EVOKES TRADITIONAL AND COMFORTABLE STYLE WITH ITS CLEAN YET SIMPLE DESIGN. REDWOOD IS ENTIRELY SUSTAINABLE AND RENEWABLE WITH ITS NATURAL BEAUTY AND PHYSICAL PROPERTIES THAT MAKE IT IDEAL FOR OUTDOOR APPLICATIONS.





A.



B.

A. 6FT HERITAGE REDWOOD TABLE

#200202777 | PAINTED FRAME | INGROUND | 280LBS
 #100000230 | GALVANIZED FRAME | INGROUND | 227LBS

B. 6FT HERITAGE REDWOOD BENCH

#200202147 | PAINTED FRAME | PORTABLE, SURFACE AND INGROUND | 75LBS
 #200203176 | GALVANIZED FRAME | PORTABLE, SURFACE AND INGROUND | 100LBS

NOT PICTURED
8FT HERITAGE REDWOOD BENCH

#200202148 | PAINTED FRAME | PORTABLE, SURFACE AND INGROUND | 118LBS
 #200203181 | GALVANIZED FRAME | PORTABLE, SURFACE AND INGROUND | 110LBS



C.

C. HERITAGE REDWOOD 38" SQUARE TABLE

#100000204 | PAINTED FRAME | INGROUND | 252LBS
 #200202755 | GALVANIZED FRAME | INGROUND | 303LBS



MOUNTAINEER REDWOOD COLLECTION

A.



A. 6FT MOUNTAINEER REDWOOD DOUBLE PEDESTAL BENCH

- #100000260 | PAINTED FRAME | INGROUND | 212LBS
- #100000267 | PAINTED FRAME | PORTABLE | 212LBS
- #100000272 | PAINTED FRAME | STATIONARY | 212LBS

- #100005285 | GALVANIZED FRAME | INGROUND | 132LBS
- #100005290 | GALVANIZED FRAME | PORTABLE | 212LBS
- #100005293 | GALVANIZED FRAME | STATIONARY | 184LBS

NOT PICTURED

8FT MOUNTAINEER REDWOOD DOUBLE PEDESTAL BENCH

- #100000264 | PAINTED FRAME | INGROUND | 231LBS
- #100000269 | PAINTED FRAME | PORTABLE | 225LBS
- #100000275 | PAINTED FRAME | STATIONARY | 226LBS

- #100005288 | GALVANIZED FRAME | INGROUND | 231LBS
- #100005291 | GALVANIZED FRAME | PORTABLE | 226LBS
- #100005295 | GALVANIZED FRAME | STATIONARY | 226LBS



B. 6FT MOUNTAINEER REDWOOD SINGLE PEDESTAL BENCH

- #100000255 | PAINTED FRAME | INGROUND | 158LBS
- #100005283 | GALVANIZED FRAME | INGROUND | 212LBS

C. 8FT MOUNTAINEER REDWOOD DOUBLE PEDESTAL FLAT BENCH

- #100000280 | PAINTED FRAME | STATIONARY | 124LBS
- #100000290 | PAINTED FRAME | INGROUND | 123LBS
- #100000295 | PAINTED FRAME | PORTABLE | 118LBS

NOT PICTURED

6FT MOUNTAINEER REDWOOD DOUBLE PEDESTAL FLAT BENCH

- #100000277 | PAINTED FRAME | STATIONARY | 103LBS
- #100000285 | PAINTED FRAME | INGROUND | 102LBS
- #100000293 | PAINTED FRAME | PORTABLE | 97LBS

I. MOUNTAINEER REDWOOD LITTER RECEPTACLE

- #200005351 | 20 GALLON | PORTABLE | 71LBS
- #200005381 | 32 GALLON | PORTABLE | 81LBS
- #200005360 | 20 GALLON | INGROUND | 71LBS
- #200005372 | 32 GALLON | INGROUND | 81LBS

OUR MOUNTAINEER COLLECTION IS AVAILABLE IN BOTH CONSTRUCTION-GRADE REDWOOD AND LAMINATE REDWOOD. INFORMATION AND PHOTOS OF THE CONSTRUCTION-GRADE REDWOOD ARE SHOWN HERE. PLEASE CONTACT YOUR LOCAL SALES REPRESENTATIVE FOR PRICING AND INFORMATION ON OUR LAMINATE REDWOOD PRODUCTS.



B.



C.



D.

ALUMINUM COLLECTION



A.



B.



C.



STRENGTH AND RESILIENCY SHINE THROUGH
 IN OUR CLASSIC ALUMINUM COLLECTION.
 CLEAN LINES AND SURFACES EMBODY THE
 TRADITION AND CHARM OF THIS DEFINITIVE
 PRODUCT LINE. ALUMINUM IS NON-
 CORROSIVE AND STRONG, PROVIDING A
 MAINTENANCE-FREE SOLUTION TO ANY SPACE.



D.



A. 6FT HERITAGE ALUMINUM BENCH

#200202145 | PAINTED FRAME | PORTABLE, SURFACE AND INGROUND | 59LBS
 #200203174 | GALVANIZED FRAME | PORTABLE, SURFACE AND INGROUND | 59LBS

NOT PICTURED

8FT HERITAGE ALUMINUM BENCH

#200202146 | PAINTED FRAME | PORTABLE, SURFACE AND INGROUND | 65LBS
 #200203179 | GALVANIZED FRAME | PORTABLE, SURFACE AND INGROUND | 65LBS

B. HERITAGE ALUMINUM 38" SQUARE TABLE WITH GALVANIZED STEEL FRAME

#100000203 | GALVANIZED FRAME | INGROUND | 215LBS

NOT PICTURED

HERITAGE ALUMINUM 38" SQUARE TABLE WITH PAINTED FRAME


#200202754 | PAINTED FRAME | INGROUND | 210LBS

C. 6FT HERITAGE ALUMINUM INGROUND TABLE

#200202776 | 6FT TABLE WITH 2-6FT SEATS | PAINTED FRAME | INGROUND | 175LBS
 #100000229 | 6FT TABLE WITH 2-6FT SEATS | GALVANIZED FRAME | INGROUND | 169LBS

D. NORA 19 GALLON GALVANIZED LITTER RECEPTACLE

#8037204 | 19 GALLON | GALVANIZED STEEL | PORTABLE | 88LBS





A. 6FT HERITAGE 238 ALUMINUM PORTABLE TABLE
 #200202774 | 6FT TABLE WITH 2-6FT SEATS | PAINTED FRAME | PORTABLE | 140LBS
 #100000164 | 6FT TABLE WITH 2-6FT SEATS | GALVANIZED FRAME | PORTABLE | 142LBS

B. 8FT HERITAGE 238 ALUMINUM PORTABLE TABLE
 #200202804 | 8FT TABLE WITH 2-8FT SEATS | PAINTED FRAME | PORTABLE | 164LBS
 #100000184 | 8FT TABLE WITH 2-8FT SEATS | GALVANIZED FRAME | PORTABLE | 164LBS

C. 12FT HERITAGE 238 ALUMINUM SHELTER TABLE
 #100000154 | 12FT TABLE WITH 2-12FT SEATS | PAINTED FRAME | PORTABLE | 241LBS
 #100000150 | 12FT TABLE WITH 2-12FT SEATS | GALVANIZED FRAME | PORTABLE | 241LBS

D. 5FT & 10FT PORTABLE BIKE RACKS
 #100000406 | 5FT PORTABLE BIKE RACK | GALVANIZED | PORTABLE | 100LBS
 #100000405 | 10FT PORTABLE BIKE RACK | GALVANIZED | PORTABLE | 160LBS

E. 15FT HERITAGE ALUMINUM PLAYERS BENCH
 #100001100 | GALVANIZED FRAME ONLY | STATIONARY | 84LBS

NOT PICTURED
8FT HERITAGE ALUMINUM PLAYERS BENCH
 #100001104 | GALVANIZED FRAME ONLY | STATIONARY | 52LBS

NOT PICTURED
8FT HERITAGE ALUMINUM INCLUSIVE TABLE
 #100000131 | 8FT TABLE WITH 2-6FT SEATS | PAINTED FRAME | PORTABLE | 155LBS
 #200202842 | 8FT TABLE WITH 2-6FT SEATS | GALVANIZED FRAME | PORTABLE | 155LBS



B.

C.

D.

E.



RECYCLED COLLECTION

A.

OUR RECYCLED COLLECTION OF PRODUCTS FEATURES RECYCLED HIGH-DENSITY POLYETHYLENE, CREATING A DURABLE, ENVIRONMENTALLY FRIENDLY ALTERNATIVE TO TRADITIONAL LUMBER. AVAILABLE IN TWO WARM AND INVITING COLOR SCHEMES, THE IMF RECYCLED COLLECTION IS AN ENVIRONMENTALLY CONSCIENTIOUS CHOICE WHEN PLANNING YOUR NEXT SPACE.



CEDAR



GREEN

A. 6FT HERITAGE 238 RECYCLED TABLE WITH 2-6FT SEATS


- #200202287 | PAINTED FRAME | PORTABLE | 210LBS
- #200202368 | GALVANIZED FRAME | PORTABLE | 210LBS

B. 6FT HERITAGE RECYCLED BENCH WITH BACK AND NO ARMS

- #200202288 | PAINTED FRAME | INGROUND | 118LBS
- #200202289 | PAINTED FRAME | PORTABLE | 118LBS
- #200202369 | GALVANIZED FRAME | INGROUND | 118LBS
- #200202370 | GALVANIZED FRAME | PORTABLE | 118LBS

C. HERITAGE RECYCLED LITTER RECEPTACLE

- #200202294 | 20 GALLON LITTER RECEPTACLE | PORTABLE | 115LBS
- #200202295 | 32 GALLON LITTER RECEPTACLE | PORTABLE | 130LBS
- #200202292 | 20 GALLON LITTER RECEPTACLE | INGROUND | 115LBS
- #200202296 | 32 GALLON LITTER RECEPTACLE | INGROUND | 130LBS



CONTEMPO COLLECTION



THE SLEEK, MODERN LINES OF OUR CONTEMPO SERIES MAKE A REMARKABLY STYLISH IMPRESSION ON URBAN EXTERIOR SPACES SUCH AS HOTELS, SHOPPING CENTERS, AND PLAZAS. WITH A LOOK THAT IS UNMISTAKABLY IMF, THIS UNIQUE LINE REPRESENTS AN EVOLUTION OF SITE AMENITIES DESIGN WITHOUT COMPROMISING FORM OR FUNCTION.



A. CONTEMPO 3 SEAT BENCH WITHOUT BACK

#200200952 | PAINTED FRAME | PORTABLE | 216LBS

NOT PICTURED

CONTEMPO 2 SEAT BENCH WITHOUT BACK

#200200953 | PAINTED FRAME | PORTABLE | 150LBS

CONTEMPO SINGLE SEAT BENCH WITHOUT BACK

#200200954 | PAINTED FRAME | PORTABLE | 100LBS

B. CONTEMPO 3 SEAT BENCH WITH BACK

#200200955 | PAINTED FRAME | PORTABLE | 230LBS

NOT PICTURED

CONTEMPO 2 SEAT BENCH WITH BACK

#200200956 | PAINTED FRAME | PORTABLE | 160LBS

CONTEMPO SINGLE SEAT BENCH WITH BACK

#200200957 | PAINTED FRAME | PORTABLE | 105LBS

C. CONTEMPO LITTER RECEPTACLE WITH ASH TRAY

#200200959 | PAINTED FRAME | PORTABLE | 160LBS

NOT PICTURED

CONTEMPO LITTER RECEPTACLE WITH FLAT TOP

#200200958 | PAINTED FRAME | PORTABLE | 158LBS

D. CONTEMPO PLANTER WITH LID

LID NOT SHOWN

#200200960 | PAINTED FRAME | PORTABLE | 108LBS



C.



D.



PLAYGROUND COLLECTION

THE SUPER STRONG
PLAYGROUND SERIES OFFERS
INCREDIBLE DURABILITY TO
STAND UP TO TOUGH USE.
MIX AND MATCH FROM OUR
EXTENSIVE COLOR PALETTE TO
CREATE A COMPLEMENTARY
AND COHESIVE LOOK FOR YOUR
ENTIRE PLAY SPACE.



SINGLE PLAYGROUND BENCH WITH BACK

#200200967 | PAINTED FRAME | INGROUND & STATIONARY | 110LBS
AVAILABLE IN OUR 16 STANDARD PAINT COLORS



ADD ON FOR PLAYGROUND BENCH WITH BACK

NEED MORE SEATING? ATTACH OUR ADD ON BENCH TO OUR SINGLE PLAYGROUND BENCH TO CREATE A ROW TO FIT YOUR SEATING REQUIREMENTS.

#200200968 | PAINTED FRAME | INGROUND & STATIONARY | 75LBS
AVAILABLE IN OUR 16 STANDARD PAINT COLORS



PLAYGROUND SINGLE BENCH WITHOUT BACK

#200200969 | PAINTED FRAME | INGROUND & STATIONARY | 100LBS
AVAILABLE IN OUR 16 STANDARD PAINT COLORS



ADD ON FOR PLAYGROUND BENCH WITHOUT BACK

NEED MORE SEATING? ATTACH OUR ADD ON BENCH TO OUR SINGLE PLAYGROUND BENCH TO CREATE A ROW TO FIT YOUR SEATING REQUIREMENTS.

#200200970 | PAINTED FRAME | INGROUND & STATIONARY | 65LBS
AVAILABLE IN OUR 16 STANDARD PAINT COLORS



A. PLAYGROUND 32 GALLON LITTER RECEPTACLE WITH FLAT TOP AND INWARD SLOPE

#200200971 | PAINTED FRAME | INGROUND & STATIONARY | 125LBS
AVAILABLE IN OUR 16 STANDARD PAINT COLORS

B. PLAYGROUND 32 GALLON LITTER RECEPTACLE WITH ASHTRAY

#200200972 | PAINTED FRAME | INGROUND & STATIONARY | 130LBS
AVAILABLE IN OUR 16 STANDARD PAINT COLORS



C. PLAYGROUND BIKE RACK

#200200996 | PAINTED FRAME | INGROUND & STATIONARY | 152LBS
AVAILABLE IN OUR 16 STANDARD PAINT COLORS

D. STATIONARY "M" BIKE RACK

200000342 | GALVANIZED STEEL | INGROUND | 44LBS
AVAILABLE IN OUR 16 STANDARD PAINT COLORS



PIXBO COLLECTION



A.



B.



C.



THE SLEEK, STYLISH LINES OF THE PIXBO COLLECTION COMPLEMENT THE ARCHITECTURAL ELEGANCE OF TODAY'S MODERN LANDSCAPES. FEATURING CONTRASTING WOOD AND STEEL ELEMENTS, THE PIXBO COLLECTION CREATES A VISUALLY STUNNING PLACE FOR PEOPLE TO GATHER.

A. PIXBO BENCH WITH ARM

#8037086 | BLACK PINE WITH GALVANIZED STEEL FRAME | PORTABLE | 119LBS

B. PIXBO BENCH WITHOUT ARM

#8037079 | BLACK PINE WITH GALVANIZED STEEL FRAME | PORTABLE | 71LBS

C. PIXBO BENCH WITHOUT ARM OR BACK

#8037094 | BLACK PINE WITH GALVANIZED STEEL FRAME | PORTABLE | 55LBS

D. PIXBO TABLE

#8037090 | BLACK PINE WITH GALVANIZED STEEL FRAME | PORTABLE | 88LBS



D.



BIRKA COLLECTION




THE BIRKA COLLECTION OFFERS FLEXIBLE DESIGN ELEMENTS, CREATING AN ELEGANT AESTHETIC FOR EACH UNIQUE SPACE. THE WOOD SLAT JATOBA WOOD SEATING OFFERS A CLEAN AND MODERN DESIGN ELEMENT, COMPLEMENTING THE INDUSTRIAL LOOK OF THE GALVANIZED STEEL FRAMES.



A.

A. BIRKA BENCH

#8003218 | JATOBA WOOD AND GALVANIZED STEEL FRAME | PORTABLE | 185LBS



B.

B. BIRKA TABLE

#8003224 | JATOBA WOOD AND GALVANIZED STEEL FRAME | PORTABLE | 247LBS

NOT PICTURED
BIRKA BENCH WITH ARMS AND BACK
#8037083 | PINE AND GALVANIZED STEEL FRAME | PORTABLE | 165LBS



C.



C. BIRKA ARMREST

#8037714 | 2- GALVANIZED STEEL FRAME ARMRESTS TO ADD TO THE BIRKA BENCH



A close-up, high-angle photograph of a wooden slatted chair or bench. The slats are made of a medium-brown wood with a visible grain and are arranged in a grid pattern. The lighting is soft, highlighting the texture of the wood. The background is a blurred, light-colored surface.

SOFIERO COLLECTION



A.

GENTLE CURVES AND ARCHES CREATE A SMOOTH AND SLEEK FEEL IN THE SOFIERO COLLECTION. NATURAL WOOD ELEMENTS PAIRED WITH GALVANIZED STEEL CREATE AN ATTRACTIVE AND DISTINCTIVE LOOK BY ENHANCING THE CONTRASTING TEXTURES OF THESE MATERIALS.

A. SOFIERO BENCH WITHOUT ARMS

#8037009 | PINE WITH GALVANIZED STEEL FRAME | INGROUND | 104LBS



B.



C.

B. SOFIERO CHAIR FIXED

#8037032 | PINE WITH GALVANIZED STEEL FRAME | INGROUND | 39LBS

SOFIERO CHAIR ROTATES

#8037033 | PINE WITH GALVANIZED STEEL FRAME | INGROUND | 39LBS



D.

C. SOFIERO ARM REST

#8037714 | 2- GALVANIZED STEEL ARM RESTS TO ATTACH TO SOFIERO BENCH OR CHAIR



E.

D. SOFIERO BENCH WITHOUT ARMS OR BACK

#8037022 | PINE WITH GALVANIZED STEEL FRAME | INGROUND | 30LBS

E. SOFIERO TABLE

#8037046 | PINE WITH GALVANIZED STEEL FRAME | INGROUND | 42LBS





ZETA COLLECTION



EUROPEAN-INSPIRED LINES STIMULATE A SENSE OF STYLE AND SOPHISTICATION IN THE ZETA COLLECTION LINE OF PRODUCTS. FEATURING PINE AND GALVANIZED STEEL, THE ZETA COLLECTION OF PRODUCTS CREATES A FUNCTIONAL YET SOPHISTICATED ATMOSPHERE WHERE PEOPLE CAN CONNECT.



A.



A. ZETA BENCH WITH BACK AND ARMS

#8012635 | PINE WITH GALVANIZED STEEL FRAME | INGROUND | 99LBS

B. ZETA TABLE

#8012642 | PINE WITH GALVANIZED STEEL FRAME | INGROUND | 95LBS

C. ZETA BENCH

#8012646 | PINE WITH GALVANIZED STEEL FRAME | INGROUND | 90LBS

D. ARGO BICYCLE STAND

#8012593 | GALVANIZED STEEL | INGROUND | 9LBS



B.



C.



D.



FIRE RINGS AND GRILLS



A.



B.



C.



A. 100 FIRE RING AND GRILL

#100001052 | HEAVY DUTY FIRE RING & COOKING GRILL | INGROUND | 120LBS

B. 120 ADJUSTABLE HEIGHT FIRE RING & GRILL

#100001054 | CAMPFIRE RING AND COOKING GRILL | INGROUND | 95LBS

C. 140 FIRE RING AND GRILL

#100001058 | 30" CAMPFIRE RING WITH TILT GRATE | INGROUND | 60LBS

D. 122 WHEELCHAIR ACCESSIBLE ADAPTER

#100001057 | FOR USE WITH 120 & 140 FIRE RINGS AND GRILLS | INGROUND | 125LBS

E. LANTERN HANGERS

MADE FROM 23/8" IRON PIPE, END CAPS AND HOOKS WELDED IN PLACE

301-Y | #200005411 | PAINTED | INGROUND | 38LBS

301-G | #200005405 | GALVANIZED | INGROUND | 38LBS

311-Y | #200005417 | W/ 6X12" STEEL PLATE FOR DECAL | PAINTED | INGROUND | 42LBS

311-G | #200005414 | W/ 6X12" STEEL PLATE FOR DECAL | GALVANIZED | INGROUND | 42LBS



D.



E.

CONTACT YOUR LOCAL REPRESENTATIVE FOR CUSTOM ACCESSIBLE GRILLS AND FIRE RINGS.





A.



B.



C.



D.



E.

A. 198 & 201 GRILL AND GRILL UTILITY SHELF

#100001081 | 20" PEDESTAL GRILL AND GRILL UTILITY SHELF | INGROUND | 70LBS

B. 200 ROTATING PEDESTAL GRILL

#100001085 | ROTATING PEDESTAL GRILL | INGROUND | 80LBS

C. 205 - 28" PEDESTAL GRILL

#100001090 | 28" PEDESTAL GRILL | INGROUND | 160LBS

D. 210 TWO LEVEL GROUP GRILL

#100001092 | TWO LEVEL GROUP GRILL | INGROUND | 245LBS

E. 220 DELUXE PEDESTAL GRILL

#100001097 | DELUXE PEDESTAL GRILL | INGROUND | 450LBS

F. 216 COVERED GRILL

#100001095 | COVERED GRILL | INGROUND | 200LBS

G. CHILI PORTABLE GRILL

#8019466 | CHILI PORTABLE GRILL | PORTABLE | 276LBS



F.



G.



LITTER RECEPTACLES



A. HERITAGE 32 GALLON LITTER RECEPTACLE WITH INWARD SLOPE LID

#200200860 | 16 STANDARD PAINT COLORS | PORTABLE | 70LBS

B. HERITAGE 32 GALLON LITTER RECEPTACLE WITH INWARD SLOPE LID & ASHTRAY

#200200861 | 16 STANDARD PAINT COLORS | PORTABLE | 80LBS

C. HERITAGE 32 GALLON LITTER RECEPTACLE FLARE TOP WITH INWARD SLOPE LID

#200200856 | 16 STANDARD PAINT COLORS | PORTABLE | 90LBS

D. HERITAGE 32 GALLON LITTER RECEPTACLE FLARE TOP WITH INWARD SLOPE LID & ASHTRAY

#200200858 | 16 STANDARD PAINT COLORS | PORTABLE | 100LBS

E. HERITAGE 32 GALLON LITTER RECEPTACLE WITH SIDE DOOR AND INWARD SLOPE LID

#200200859 | 16 STANDARD PAINT COLORS | PORTABLE | 80LBS

F. HERITAGE 32 GALLON LITTER RECEPTACLE WITH DOME TOP LID

#200200857 | 16 STANDARD PAINT COLORS | PORTABLE | 75LBS

G. PLAYGROUND 32 GALLON LITTER RECEPTACLE WITH FLAT TOP AND INWARD SLOPE

#200200971 | 16 STANDARD PAINT COLORS | INGROUND & STATIONARY | 125LBS

H. PLAYGROUND 32 GALLON LITTER RECEPTACLE WITH FLAT TOP, INWARD SLOPE & ASHTRAY

#200200972 | 16 STANDARD PAINT COLORS | INGROUND & STATIONARY | 130LBS

I. MOUNTAINEER REDWOOD LITTER RECEPTACLE

#200005351 | 20 GALLON | PORTABLE | 71LBS

#200005381 | 32 GALLON | PORTABLE | 81LBS

#200005360 | 20 GALLON | INGROUND | 71LBS

#200005372 | 32 GALLON | INGROUND | 81LBS

J. HERITAGE RECYCLED LITTER RECEPTACLE

#200202294 | 20 GALLON | CEDAR AND GREEN RECYCLED | PORTABLE | 115LBS

#200202295 | 32 GALLON | CEDAR AND GREEN RECYCLED | PORTABLE | 130LBS

#200202292 | 20 GALLON | CEDAR AND GREEN RECYCLED | INGROUND | 115LBS

#200202296 | 32 GALLON | CEDAR AND GREEN RECYCLED | INGROUND | 30LBS

K. NORA 19 GALLON GALVANIZED LITTER RECEPTACLE

#8037204 | 19 GALLON, GALVANIZED STEEL | PORTABLE | 88LBS

L. NORA 19 GALLON BLACK LITTER RECEPTACLE

#8037208 | 19 GALLON, BLACK PAINT | PORTABLE | 88LBS

M. CONTEMPO LITTER RECEPTACLE WITH ASH TRAY

#200200959 | PAINTED FRAME | PORTABLE | 160LBS


CONTEMPO LITTER RECEPTACLE WITH FLAT TOP

#200200958 | PAINTED FRAME | PORTABLE | 158LBS (NOT SHOWN)

N. SERGEL 37 GALLON LITTER RECEPTACLE

#8000103 | GALVANIZED STEEL OR BLACK PAINT | PORTABLE | 220LBS

EVERY OUTDOOR SETTING WITH AMENITIES NEEDS ACCESSORIES TO ACCENTUATE AND COMPLEMENT THE SPACE. IMF ACCESSORIES SHARE THE SAME UNIQUE DESIGN ELEMENTS AS THE SERIES IN WHICH THEY ARE BASED, PROVIDING A COHESIVE LOOK AND A HIGH LEVEL OF FUNCTION.





PLASTIC COLORS

16 PLASTIC COLORS
OUR PLASTIC IS UV STABILIZED WITH 1/4" WALL THICKNESS.



STANDARD PAINT



BOLLARDS

DECORATIVE BOLLARDS OFFER A CUSTOMIZABLE DESIGN OPTION FOR SPACES REQUIRING PATHWAY DEFINITION, SUCH AS TRAILS, ALONG SIDEWALKS, AND ENTRANCES TO VARIOUS PUBLIC AREAS. WITH 16 STANDARD AND OVER 188 CUSTOM COLOR OPTIONS TO CHOOSE FROM, OUR SPHERE AND POST BOLLARD OFFERINGS PROVIDE AN ARRAY OF POSSIBILITIES.



SPHERE BOLLARD

#200201183 | PLASTIC | INGROUND METAL ANCHORS | 135LBS
AVAILABLE IN ANY OF OUR PLASTIC COLORS

AVAILABLE IN OUR 16 PLASTIC COLORS
OUR PLASTIC IS UV STABILIZED WITH
1/4" WALL THICKNESS.



5" POST BOLLARD

#200013809 | 5" STEEL POST | PAINT | INGROUND AND STATIONARY | 37LBS
AVAILABLE IN OUR 16 STANDARD COLORS AND OVER 188 CUSTOM PAINT COLORS

AVAILABLE IN OUR 16 STANDARD PAINT COLORS
OUR MULTI LAYER PAINT SYSTEM
ENSURES STRENGTH AND SUPERIOR FINISH.

*DECORATIVE BOLLARDS ARE DESIGNED TO DIRECT PEDESTRIAN AND VEHICULAR TRAFFIC ONLY, AND ARE NOT TESTED FOR IMPACT RESISTANCE.



SHELTERS

A.

DESCRIPTION	AVAILABLE SIZES	AVAILABLE MATERERIALS
RECTANGULAR SHELTER	16X20 16X28 20X28 20X36 20X44 30X36 30X44 30X52 30X60 30X68 30X76 50X60 50X68 50X76 50X84	<ul style="list-style-type: none"> • LAMINATED BEAMS/COLUMNS & PINE DECKING • LAMINATED BEAMS/COLUMNS & WESTERN CEDAR DECKING • LAMINATED BEAMS, STEEL COLUMNS & PINE DECKING • LAMINATED BEAMS, STEEL COLUMNS & WESTERN CEDAR DECKING <p><i>ASPHALT SHINGLES ARE NOT INCLUDED</i></p>
HEXAGONAL SHELTER	35' 45'	<ul style="list-style-type: none"> • LAMINATED BEAMS/COLUMNS & PINE DECKING • LAMINATED BEAMS/COLUMNS & WESTERN CEDAR DECKING • LAMINATED BEAMS, STEEL COLUMNS & PINE DECKING • LAMINATED BEAMS, STEEL COLUMNS & WESTERN CEDAR DECKING <p><i>ASPHALT SHINGLES ARE NOT INCLUDED</i></p>
GAZEBO	14' NO FLOOR & 14' WITH FLOOR 16' NO FLOOR AND 16' WITH FLOOR 25' NO FLOOR AND 25' WITH FLOOR	<ul style="list-style-type: none"> • LAMINATED BEAMS/COLUMNS & PINE DECKING • LAMINATED BEAMS/COLUMNS & WESTERN CEDAR DECKING • LAMINATED BEAMS, STEEL COLUMNS & PINE DECKING • LAMINATED BEAMS, STEEL COLUMNS & WESTERN CEDAR DECKING
STEEL FRAME MINI SHELTER	COVERS 8'X8' AREA	<ul style="list-style-type: none"> • SHELTER • SHELTER WITH PICNIC TABLE • SHELTER WITH BENCH



C.



D.



B.



E.

A. RECTANGULAR SHELTER

30X68 | LAMINATED BEAMS/COLUMNS & WESTERN CEDAR DECKING

B. HEXAGONAL SHELTER

45' | LAMINATED BEAMS/COLUMNS & WESTERN CEDAR DECKING

C. RECTANGULAR SHELTER FRONT VIEW


D. RECTANGULAR SHELTER ROOF WESTERN CEDAR DECKING DETAIL

E. GAZEBO

16' | LAMINATED BEAMS/COLUMNS & WESTERN CEDAR DECKING

F. GAZEBO ROOF WESTERN CEDAR DETAIL

G. MINI SHELTER WITH PICNIC TABLE



F.



G.



SHADE

SHADEBUILDERS® FREESTANDING SHADE STRUCTURES ARE IDEAL FOR PROTECTING LARGE RECREATION OR SEATING AREAS FROM THE SUN'S HARMFUL RAYS. FREESTANDING SHADE STRUCTURES ARE AVAILABLE IN A VARIETY OF DESIGNS AND BOTH STANDARD AND FLAME RETARDANT FABRIC COLORS, MAKING THEM THE PERFECT ADDITION TO YOUR SPACE. DON'T FORGET TO ASK ABOUT OUR CUSTOM SHADE OPTIONS!

LOOKING FOR MORE PRODUCTS?

REQUEST A COPY OF OUR PUBLICATIONS 1-800-325-8828 OR VIEW THEM ONLINE LITTLETIKESCOMMERCIAL.COM





A HERITAGE OF LASTING QUALITY AND DETAILED WORKMANSHIP

MADE WITH PREMIUM MATERIALS THAT PROVIDE RUGGED DURABILITY, THE IMF LINE OF SITE AMENITIES WILL ENDURE FOR YEARS OF USE IN THE HARSHTEST OF WEATHER CONDITIONS.

ADVANCED COATINGS

IMF HERITAGE LINE OF SITE AMENITIES UTILIZE A HIGHLY DURABLE TEXTURED POLY-VINYL-CHLORIDE COATING AT AN AVERAGE 118 MILS THICK THAT IS HEAT INFUSED AND BONDED TO THE STEEL. THESE CORROSION RESISTANT COATED PIECES WILL NOT ABSORB WATER, GREASE OR OIL MAKING THEM VIRTUALLY MAINTENANCE FREE.

POWDER COATING

THROUGH OUR SOPHISTICATED PAINT FINISHING PROCESS, WE ELECTROSTATICALLY APPLY A POLYESTER DRY-POWDER TO A HEATED PART THAT BAKES ON A RESIN COATING AND CREATES OUR DURABLE ATTRACTIVE HI-GLOSS FINISH. COVERING ALL EXPOSED STEEL FRAMES, SUPPORTS AND FINISHED PRODUCTS OUR HARD WEARING FINISH AVAILABLE IN 16 PAINT COLOR OPTIONS PROVIDES RUGGED DURABILITY FOR YEARS TO COME.

WARRANTY - QUALITY YOU CAN TRUST

WE BACK OUR PRODUCTS WITH A WARRANTY THAT GIVES YOU PEACE OF MIND KNOWING THAT YOU ARE GETTING A DURABLE PRODUCT THAT WILL STAND THE TEST OF TIME. FOR MORE PRODUCT DETAILS AND THE MOST UP TO DATE WARRANTY INFORMATION, CONTACT YOUR LOCAL REPRESENTATIVE OR VISIT LITTLTIKESCOMMERCIAL.COM/IMFSITEAMENITIES.

ADDITIONAL ORDER POLICIES

Prices: Published prices are subject to change without notice. All orders are subject to approval by PPLT. All prices are in U.S. dollars. Product prices are FOB Monett, Missouri and do not include freight – freight charges will be added to product prices. Lease purchasing options are available through the Lease Program.

Invoice Terms: Net 30 Days. Finance charge of 1 1/2 % per month or maximum allowable by law will be added to past due balance.

Sales Tax: Will be added to the invoice except when a tax exempt certificate is furnished.

Freight Charges: Products are shipped FOB Monett, MO, Pre-Pay and Add. For orders from Municipalities, Government Agencies, School Systems and Businesses (listed favorably with Dunn & Bradstreet), freight will be prepaid and added to the invoice in accordance with PPLT's standard freight rate chart. For orders that are to be prepaid, please contact our Sales Department for a firm freight quote before sending your prepaid order.

Weights: Shown as approximate and include packing materials

Delivery Terms: Within the United States, F.O.B. Monett, MO. For Exports (overseas shipments), typically shipments are EXW (Ex Works Factory) Monett, MO, USA. Consult the PPLT Sales Department for special terms and desired arrangements. Ocean and air freight options are available.

Loss or Damage in Transit: A signed bill of lading is our receipt from a carrier that our shipment to you was complete and in good condition. Before you sign, please check this bill of lading carefully when the shipment reaches you to make sure there are no damages or shortages. Once the shipment leaves our plant, we are no longer responsible for any damage, loss or shortage. All claims for loss or damage to product should be reported immediately to our Customer Service Department. All claims for product damage and shortage via common carrier must be promptly made by consignee (customer) direct to PPLT's Customer Service Department. When reporting damage, be sure to hold all containers and packing materials for inspection (claims should be filed within 15 days of receipt of shipment).

Cancellations and Returns: Cancellations will be accepted upon written notification at our offices. Returns will be accepted only when freight charges are prepaid, insured, and we have expressly authorized the return. Please provide invoice number, invoice date, and reason for your return. Parts not included are custom parts, as well as used or damaged parts. There will be a restocking fee for all returned orders and on cancelled orders.

Specifications and Product Appearance: PPLT has a policy of continuous product improvement and reserves the right to discontinue or change specifications or product appearance without written notice.

Freight Carrier Information: All freight is shipped unassembled via UPS (if able) or common carrier. On all common carrier shipments, the customer is responsible for unloading. Inside delivery is available for an additional charge.



US 1-800-325-8828 | LITTLETIKESCOMMERCIAL.COM/IMFSITEAMENITIES
PO BOX 897 | FARMINGTON, MISSOURI | 63640

CANADA 1-800-265-9953 | LITTLETIKESCOMMERCIAL.CA/IMFSITEAMENITIES
PO BOX 125 | PARIS, ONTARIO | CANADA N3L 3E7

© PlayPower LT Farmington, Inc. is a Division of PlayPower, Inc. 