

WOLFPACK FOOTBALL

ONLINE: GOPACK.COM • TWITTER: @PACKFOOTBALL • INSTAGRAM: @PACKFOOTBALL • FACEBOOK: STATEPACKFOOTBALL

SERIES HISTORY:

Overall UNC leads 66-34-6
In Raleigh.....UNC leads 29-14-4
In Chapel Hill.....UNC leads 35-20-2
Last Meeting..... NC State 28-21 (11/25/16)

TELEVISION: ESPN2

Play-by-Play Mike Couzens
Analyst.....John Congemi

RADIO: WOLFPACK SPORTS NETWORK

Flagship..... WRAL 101.5 FM
Sirius/XM Channels.....108/193
Play-by-Play Gary Hahn
Analyst..... Johnny Evans
Sidelines..... Tony Haynes

LAST TIME OUT:

NC State L, 24-30 at Wake Forest
UNC W, 65-10 vs. Western Carolina

TEAM HISTORY

All-Time Record.....591-569-55
First Year of Football.....1892

125 YEARS OF PACK FOOTBALL

NC State (then known as The North Carolina College of Agriculture & Mechanic Arts), played its first football game against the Raleigh Male Academy on March 12, 1892. The coaches were professors who had to be convinced annually to coach a game they barely knew and the first season was a single game, which A&M won 12-6.

From those humble beginnings, NC State has been competing at the highest level of college athletics for more than a century, as a charter member of both the Southern Conference and, later, the Atlantic Coast Conference.



GAME 12

NC STATE (7-4, 5-2 ACC) vs. UNC (3-8, 1-7 ACC)

Saturday, Nov. 25, 2017 • 3:30 p.m. • Raleigh, N.C. • Carter-Finley Stadium, (57,600)



WOLFPACK

Head Coach: Dave Doeren
 Alma Mater: Drake '94
 Record at NCSU: 32-30 (5th yr)
 Overall Record: 55-34 (7th yr.)



UNC

Head Coach: Larry Fedora
 Alma Mater: Williams '89
 Rec. at UNC: 43-33 (6th yr)
 Overall Rec.: 77-52 (10th yr.)



NOTING THE WOLFPACK

NC STATE VS. UNC:

Saturday's final regular season game will mark the 107th meeting in the series between the Wolfpack and the Tar Heels. The rivalry, which began in 1894, is the Wolfpack's oldest among ACC teams and the fourth-most played series in the ACC. This will mark the fourth straight year that the two teams has closed out the regular season against each other on Thanksgiving weekend.

Although the Tar Heels hold a 66-34-6 overall lead in the history of the series, the Wolfpack holds the advantage in the past 10 meetings with a 7-3 mark. Oddly, the Wolfpack has lost its last two home games against UNC and won the last two games in Chapel Hill.



S. CAROLINA Sept. 2 L, 28-35 Charlotte, NC	MARSHALL Sept. 9 W, 37-20 Raleigh, NC	FURMAN Sept. 16 W, 49-16 Raleigh, NC	¹²FLORIDA ST. Sept. 23 W, 27-21 Tallahassee, Fla	SYRACUSE Sept. 30 W, 33-25 Raleigh, NC	¹⁷LOUISVILLE Oct. 5 W, 39-25 Raleigh, NC	PITT Oct. 14 W, 35-17 Pittsburgh, Pa.	⁹NOTRE DAME Oct. 28 L, 14-35 South Bend, Ind	⁶CLEMSON Nov. 4 L, 31-38 Raleigh, NC	BOSTON COLL. Nov. 11 W, 17-14 Chestnut Hill, Ma.	WAKE FOREST Nov. 18 L, 24-30 Winston-Salem	UNC Nov. 25 3:30 pm/ESPN2 Raleigh, NC
--	---	--	---	--	---	---	---	---	--	--	---

COMMUNICATIONS CONTACTS

Physical AddressMurphy Football Center
4600 Trinity Rd, Raleigh, NC 27607
Mailing AddressPO Box 8504
Raleigh, NC 27695



ANNABELLE MYERS
Assistant AD/Communications
Office: 919.515.1181
Cell: 919.819.8302
Email: amyers@ncsu.edu



BRIAN REINHARDT
Director of Athletics Digital Communications
Office: 919.746.9479
Cell: 919.819.8317
Email: breinha@ncsu.edu



ELLIOTT CARR
Communications Assistant
Office: 919.746.9835
Cell: 630.245.3193
Email: ejcarr@ncsu.edu

NC STATE QUICK FACTS

HEAD COACH DAVE DOEREN

Alma MaterDrake '94
Career Record55-34 (.617), 7th yr
Record at NC State.....32-30 (.516), 5th yr.
Bowl Record3-1*
vs. UNC2-2
* Doeren led 2012 NIU team to Orange Bowl vs. Florida State but did not coach the game

ASSISTANT COACHES

LOCATION
Elijah Drinkwitz (OC/QB).....PB
Dave Huxtable (DC/LB).....PB
George Barlow (AHC/CB).....Field
Eddie Faulkner (TE/FB/ST).....Field
Aaron Henry (SAF).....Field
Des Kitchings (AHC/RC/RB).....PB
Dwayne Ledford (OL).....Field
George McDonald (WR).....Field
Kevin Patrick (DL).....Field

STADIUM INFORMATION

Name:Carter-Finley Stadium
Field:Wayne T. Day Family Field
Capacity:.....57,600
Surface:.....Natural Grass
First Year:1966
Stadium Record:.....201-112-6

NC STATE UNIVERSITY INFORMATION

Location:Raleigh, N.C.
Founded:1887
Enrollment:.....33,755
Colors:Red (PMS 186 C) & White
Chancellor:Dr. Randy Woodson
Athletics Director:.....Deborah A. Yow

WOLFPACK SEEKS 6TH LEAGUE WIN A win over UNC would give NC State six ACC victories for the first time since 1994 and tie the school record for conference wins.

A Wolfpack squad hasn't won six league contests since 1994 and has only done so five times in school history (only twice in the past 45 years).

A VERY SPECIAL GROUP: It will be an emotional senior day on Saturday, as 20 seniors (14 scholarship players and six who started their careers as walkons) will be honored in pregame ceremonies. This group, which is Dave Doeren's first true recruiting class at NC State, #Pack14, came in after a 3-9 season and ended up leading the Wolfpack to four straight bowl games.

This group has collectively played in 780 games and more than 26,000 snaps from scrimmage (plus countless special teams snaps). They combined for 31 touchdowns, 315 receptions and 174.5 tackles for loss to name a few of their contributions.

Here's a look at the group of men who will be honored on Saturday:

Name	Pos	GP	GS	Snaps from Scrimmage
Tony Adams	OG	49	46	3,320
Davion Allred	DE	1	0	1
Johnathan Alston	WR/CB	43	21	1,445
Shawn Boone	CB/Nick	47	25	1,857
Bradley Chubb	DE	48	37	1,955
Cole Cook	TE	49	23	1,654
Peter Daniel	OT	37	0	79
Jerod Fernandez	LB	49	41	2,657
B.J. Hill	DT	49	42	2,311
Justin Jones	DT	47	27	1,583
Nick Lacy	CB	37	0	10
Gavin Locklear	WR	36	0	254
Airius Moore	LB	50	41	2,474
Dakwa Nichols	RB	41	2	335
Jumichael Ramos	WR	44	10	930
Jaylen Samuels	TE/H	50	33	1,789
Bryan Smith	DE	11	0	0
Mike Stevens	CB	43	27	1,827
Kentavious Street	DE	49	33	1,654
		780	408	26,135

Note: OL Ben Kaiser will also be honored

WE'RE GONNA NEED A BIGGER PATCH: Senior defensive end Bradley Chubb wears a black patch on his uniform that no other player on the 2017 team has. Two years ago, Chubb was honored with jersey number 9, after playing his first two years in No. 49. The 9 jersey is the one worn by former Pack star Mario Williams, the first pick of the 2006 NFL draft and the Wolfpack career record holder in tackles for loss and sacks.

At least, he WAS the career record holder in both of those categories. Future players who wear No. 9 will need a bigger patch, as surely Chubb's name will be added along with Williams'. On 11/11 at Boston College, Chubb passed his number-sake in both categories as he

MOST ACC VICTORIES

Year	ACC Rec	Overall
1963	6-1	8-3
1968	6-1	6-4
1973	6-0	9-3
1992	6-2	9-3-1
1994	6-2	9-3

#PACK14

Category	Mark
Receptions	315
Reception Yards	3,289
Touchdowns	31
Interceptions	12
Tackles	1,291
Tackles for Loss	174.5
Sacks	58

This Week in NC State Football

MONDAY, Nov. 20	TUESDAY, Nov. 21	WEDNESDAY, Nov. 22	THURSDAY, Nov. 23	FRIDAY, Nov. 24
• Dave Doeren Press Conference 12 p.m. • Doeren radio show, 7 p.m.	• Post-practice interviews with offensive & defensive players, coaches 11:30 a.m. • Doeren on ACC Teleconference 12:40 p.m.	• Post-practice interviews with Dave Doeren, 12:50 pm	• No availability HAPPY THANKSGIVING	• No media availability -

2017 STATS COMPARISON

	NCSU	UNC
Points/Game	30.4	35.1
First Downs	334	233
Rushing Yards/Game	167.0	197.8
Passing Yards/Game	278.0	276.1
Total Offense/Game	445.0	473.9
INTs Thrown	5	4
Sacks Allowed	1.10	1.50
Points Allowed/Game	25.1	26.1
Rushing Yards Allowed/Game	136.7	202.8
Passing Yards Allowed/Game	242.0	242.0
Total Offense Allowed/Game	378.7	378.7
Interceptions by	9	9
Sacks By	2.3	2.5
Turnover Margin	0.36	0.50
Kickoff Return Avg.	22.5	20.81
Punt Return Avg.	12.5	9.88
Penalties per Game/Pen. Yds	5.64/50.8	5.90/44.9

2017 NCAA RANKING

	NCSU	UNC
Points/Game	49th	81st
First Downs	22nd	84th
Rushing Yards/Game	62nd	79th
Passing Yards/Game	28th	73rd
Total Offense/Game	32nd	94th
INTs Thrown	9th	114th
Sacks Allowed	9th	98th
Points Allowed/Game	49th	92nd
Rushing Yards Allowed/Game	33rd	108th
Passing Yards Allowed/Game	91st	76th
Total Offense Allowed/Game	55th	99th
Interceptions by	63rd	97th
Sacks By	43rd	60th
Turnover Margin	37th	100th
Kickoff Return Avg.	40th	17th
Punt Return Avg.	18th	30th
Fewest Penalties/Game	48th	110th

WOLFPACK ON 2017 NFL ROSTERS

David Amerson (2010-12)	Oakland Raiders
Jacoby Brissett (2014-15)	Indianapolis Colts
Juston Burris, CB (2012-15)	New York Jets
Matt Dayes, RB (2013-16)	Cleveland Browns
Mike Glennon, QB (2011-12)	Chicago Bears
David Grinnage (2013-15)	Jacksonville Jaguars
Steven Hauschka, PK (2007)	Buffalo Bills
Dontae Johnson, CB (2010-13)	San Fran. 49ers
Josh Jones, S (2014-16)	Green Bay Packers
Ted Larsen, C (2006-09)	Miami Dolphins
T.Y. McGill, DT (2011-14)	Cleveland Browns
Philip Rivers, QB (2000-03)	LA Chargers
J.R. Sweezy, OG (2009-11)	Tampa Bay Bucs
Joe Thuney, OG (2012-15)	N. England Patriots
Jack Tocho, SAF (2013-16)	Minnesota Vikings
Russell Wilson, QB (2008-10)	Seattle Seahawks
Willie Young, DE (2006-09)	Chicago Bears

compiled 5 TFLs and 2.5 sacks.

He now boasts 58 tackles for loss for his career - the 6th best mark in ACC history - and 26 sacks, the No. 18 mark ever for a conference player.

For the season, Chubb ranks second the FBS in tackles for loss with 23 and ranks 7th nationally in sacks. Those marks rank 2nd and 6th respectively in the Wolfpack single-season record book.

Chubb, a midseason All-American by every outlet, is a finalist for the Nagurski and Bednarik Award.

MR VERSATILITY: Junior running back Nyheim Hines has been named one of four finalists for the Paul Hornung Award, presented by Texas Roadhouse to the most versatile player in major college football. Hines joins Penn State's Saquon Barkley, Iowa State's Joel Lanning and Washington's Dante Pettus as the finalists chosen by a 17-member selection committee.

Hines has made a huge impact in a variety of ways for NC State in 2017. He's the Wolfpack's leading rusher with 844 yards and 5.3 yards per carry average, despite being limited in three games (Notre Dame, Clemson and Wake Forest) with injuries.

Hines leads the ACC in all-purpose yardage with 140.9 ypg and ranks fifth in the league in rushing in the conference-games-only stats with 90.9 yards per game.

LEADER OF THE BAND: Offensive line coach/run game coordinator Dwayne Ledford has been named a candidate for the 2017 Broyles Award, given to the nation's top assistant coach. Now in his second year with the Pack, Ledford took over an offensive line that had allowed 39 sacks in 2015. That number was down to 17 in his first season and stands at 12 this season.

The Wolfpack leads the ACC and ranks 9th in the FBS in sacks allowed with just 1.1 per game.

Although his offensive line has put up impressive numbers this season, Ledford's greatest accomplishment has been the establishment of a culture of accountability for that position. He calls his group the "Band of Brothers" and the position has become the closest on the team. He has had movie posters made about his group; they wear "Band of Brothers" t-shirts and bands. The entire offensive line eats dinner at his house once a week. And now, outside of his influence, the "BoB" has continued to hold each other accountable - with the veterans taking on the responsibility for the younger players. The offensive line is usually the last position group to leave the field at the end of practice, even though those big guys are probably the most tired.

NO PRESSURE: The Wolfpack offensive line has allowed just four sacks in ACC play this year. NC State ranks third among P5 teams (Miss. State and Missouri) in sacks allowed based on pass attempts, allowing a sack just 2.7% of the time the ball is thrown. That's by far the best mark in the ACC.

ESPN keeps a "pressure rate" stat and in that category, the Wolfpack blows out the competition. This formula (sacks + under duress + hit)/total dropbacks including scrambles puts the Pack at 13.5%. Next nationally is Missouri at 15.7%, while the next closest in the ACC is Wake Forest, with a 19.1% mark.

PICK YOUR POISON: The NC State offense has become well known as fielding a balanced attack under Dave Doeren - almost 50% run and 50% pass. Sometimes that scale tips in one direction, but the Pack is still able to come away with the win.

WOLFPACK WINS

Category	Mars	Fur	FSU	Syr	Lou	Pitt	BC
Rushing	144	242	110	256	153	248	221
Passing	341	248	255	206	367	198	146

NC State has seven wins this season. Take out the Furman game (production was 242 rushing and 248 passing), and the other six wins are evenly split with the Pack using the rushing attack to earn three victories and the passing game to get the other three.

QB Ryan Finley has thrown the Pack to victories by outperforming the rushing game in

2017 HONORS

NATIONAL HONORS

Garrett Bradbury CoSida Academic All-District
 Bradley Chubb Nagurski Trophy Finalist
 Bednarik Award Finalist
 Walter Camp Player of the Year Finalist
 Hendricks Award Semifinalist
 ESPN Midseason Def. Player of Year
 A.J. Cole, III, P. Allstate AFCA Good Works Team
 Wuerffel Award Semifinalist
 CoSida Academic All-District
 Ryan Finley Unitas Golden Arm Award Semifinalist
 Nyheim Hines Hornung Award Finalist
 Jaylen Samuels Mackey Award Semifinalist
 Offensive Line Joe Moore Midseason Honor Roll

MIDSEASON ALL-AMERICAN

Bradley Chubb, DE AP, The Athletic, CBS Sports
 ESPN, Fox Sports, Sporting News,
 Sports Illustrated, USA Today
 Nyheim Hines, RB/AP AP (2nd), The Athletic,
 CBS Sports, Fox Sports (2nd team AP)
 Jaylen Samuels, H. AP, ESPN, FoxSports,
 Sports Illustrated (1st tm AP, 2nd tm, TE),
 Sporting News

ACC PLAYERS OF THE WEEK

Tony Adams, OG O-lineman (S. Carolina)
 Bradley Chubb, DE D-lineman (Florida St.)
 D-lineman (Syracuse)
 D-lineman (Boston College)
 Ryan Finley, QB Offensive back (Louisville)
 Will Richardson, OT O-lineman (Louisville)

WEEKLY HONORS

Bradley Chubb, DE Athlon Def. Player of Week (FSU)
 Ryan Finley, QB Manning Star of the Week (FSU)
 Taxslayer Bowl Player of Week (FSU)
 Manning Award State of the Week (Louisville)
 Davey O'Brien Great 8 (FSU)
 Nyheim Hines, RB Hornung Award Honor Roll (SC)
 Hornung Award Honor Roll (Louisville)
 Hornung Award Honor Roll (Pitt)

PRESEASON/POSTSEASON HONORS

Tony Adams, OG Outland Trophy watch list
 Bradley Chubb, DE Bednarik Award watch list
 Nagurski Trophy watch list
 Hendricks Award watch list
 AP Preseason All-American (1st)
 Athlon Preseason All-American (2nd)
 Sports Illustrated Preseason All-American (2nd)
 ACSMA Preseason All-ACC
 A.J. Cole, III, P. Ray Guy Award watch list
 Allstate AFCA Goodworks Team
 Wuerffel Trophy watch list
 ACSMA Preseason All-ACC
 Cole Cook, TE Mackey Award watch list
 Ryan Finley, QB Manning Award watch list
 Unitas Golden Arm Trophy watch list
 B.J. Hill, DT Nagurski Trophy watch list
 Outland Trophy watch list
 Airius Moore, LB Butkus Award watch list
 Lott ImPACK Trophy watch list
 Jaylen Samuels, H. Hornung Award watch list
 Maxwell Award watch list
 Biletnikoff Award watch list
 Athlon Preseason All-American (1st)
 Sports Illustrated Preseason All-American (1st)
 AP Preseason All-American (2nd)
 ACSMA Preseason All-ACC

three wins, all before the Pack's bye week; Marshall, Florida State and Louisville.

The last two wins, and in three of the last four wins overall, its been the rushing game that has led NC State to the victory. The Pack had more rushing then passing yards in wins over Syracuse, Pitt and Boston College.

PICK YOU VERY MUCH: NC State ranks a respectable-but-not-great 63rd nationally in interceptions with 8 for the season - a mark that ranks 7th in the ACC. However, the Wolfpack might lead the nation in interceptions on the opponent's opening drive.

In three of the Wolfpack's five ACC victories in 2017, NC State has intercepted a pass on the opponent's first offensive possession.

Against Syracuse, CB Johnathan Alston got the pick on the first Orange play of the game. Clemson got off two plays before FS Tim Kidd-Glass pulled down his first career interception. And last week, Boston College drove all the way to the State 17 before nickel Shawn Boone intercepted a pass in the endzone.

VS. RANKED: The Wolfpack has faced four top 20 teams this season, posting a 2-2 mark in those contests. NC State had a 27-21 win at 12th-ranked Florida State and a 39-25 victory over No. 17 Louisville.

This season marks the first time the Pack has defeated two ranked ACC foes in the same season since 2006, the first time it has beaten two ranked foes since 2010, and the first time it has defeated two ranked teams in the regular season since 2008.

HARDLY HOME: The Clemson contest marked NC State's first at home in a month, as the last time the Wolfpack had played in Carter-Finley was on Oct. 5 vs. Louisville. The Wolfpack has played on the road for the past two weeks at Boston College and Wake Forest before returning home to play UNC in the season finale on Thanksgiving weekend.

The 30 days between home games marked the longest stretch away from home during the season for the Wolfpack since another 30-day stretch in 2008.

HARMON FOR 1,00, 1,000: In the last six games, sophomore wide receiver Kelvin Harmon has averaged 111.8 yards per contest and has tallied 100+ yards in four of those six games. His 155 yards versus Clemson was a career high and the most for a Wolfpack player since Tobais Palmer had 219 yards in 2012 against Clemson.

Harmon, who was named to the Biletnikoff list, has posted six 100-yard receivings games this season - the 5th-highest tally in school history. For his career, he has six 100-yard games - tied as the 4th-best mark ever for a Pack player.

He is the first player with at least five 100-yard games in a season since Jerricho Cotchery had seven in 2000, and only the fifth player in school history with at least five in a season.

With 972 yards in 11 games, Harmon ranks second in the ACC for 2017 (22nd in the FBS) and 6th in the Wolfpack record books for a single season and the 2nd-best mark ever for a Pack sophomore.

BOWLING: NC State will be headed to a postseason bowl for the fourth straight year. The 2017 senior class will be just the 7th team in school history to play in four straight bowl games.

The Wolfpack seniors have been to the 2014 St. Petersburg Bowl (W), the 2015 Belk Bowl (L) and the 2016 Independence Bowl (W).

As a head coach, Dave Doeren has led his teams to bowl games in six of his seven seasons.

HONORS: The Wolfpack was well represented on the midseason All-America lists. DE Bradley Chubb has been honored by every outlet that chooses a midseason team and was a consensus choice by CBS Sports and Sports Illustrated.

ESPN named Chubb it's midseason Defensive Player of the Year.

H(yrbrid) Jaylen Samuels and Nyheim

Hines, who earned mention as an all-purpose player, also earned several nods.

COACH OF THE YEAR: NC State head coach Dave Doeren, known as "Coach D" to his players, has been named to the Watch List for the American Heart Association Paul "Bear"

MIDSEASON ALL-AMERICANS

Name	AP	ESPN	CBS	SN	AA	Fox	SI	USAT	Ath
Chubb	✓	✓	*✓	✓	✓	✓	✓	✓	✓
Samuels	✓	✓		✓			✓		✓
Hines	2✓		✓		✓	2✓			

AA = The All-American; Ath = Athlon; * - consensus pick

IN THE WOLFPACK CAREER STATS**RUSHING TOUCHDOWNS**

Rk	Name	TD
1	Ted Brown, 1977-78	49
2	Stan Fritts, 1972-74	41
3	Matthew Dayes, 2013-16	34
4	T.A. McClendon, 2002-04	33
5	Ray Robinson, 1998-2001	30
6	Jaylen Samuels, 2014-pres.	26
	Tremayne Stephens, 1994-97	23
	Gary Downs, 1990-93	23
9	Willie Burden, 1971-73	22
	Andre Brown, 2005-08	22

PASSING YARDS

Rk	Name	Yds
1	Philip Rivers, 2002-03	13,484
2	Jamie Barnette, 1996-99	9,461
3	Russell Wilson, 2008-10	8,545
4	Mike Glennon, 2009-12	7,411
5	Ryan Finley, 2016-pres.	6,055
6	Terry Harvey, 1991, 93-95	5,925
7	Shane Montgomery, 1987-89	5,298
8	Jacoby Brissett, 2014-15	5,268
9	Erik Kramer, 1985-86	4,602
10	Dave Buckley, 1972-75	4,286

PASSING TOUCHDOWNS

Rk	Name	TDs
1	Philip Rivers, 2000-03	95
2	Russell Wilson, 2008-10	76
3	Mike Glennon, 2009-12	63
4	Jamie Barnette, 1996-99	59
5	Jacoby Brissett, 2014-15	43
6	Terry Harvey, 1991, 93-95	38
7	Ryan Finley, 2016-pres.	34
8	Shane Montgomery, 1987-89	31

INTERCEPTION AVOIDANCE

Rk	Name	Att.	INT	Pct.
1	Jacoby Brissett, 2014-15	765	11	1.44
2	Ryan Finley, 2016-pres.	821	13	1.58
3	Philip Rivers, 2000-03	1,710	34	1.99
4	Russell Wilson, 2008-10	1,180	26	2.20
5	Mike Glennon, 2009-12	1,069	31	2.90

TOTAL OFFENSE

Rk	Name	Rush	Pass	Tot
1	Philip Rivers, 2000-03	98	13,484	13,582
2	Jamie Barnette, 1996-99	177	9,461	9,638
3	Russell Wilson, 2008-10	1,083	8,545	9,628
4	Mike Glennon, 2009-12	(280)	7,411	7,131
5	Ryan Finley, 2016-pres.	262	6,055	6,317
6	Jacoby Brissett, 2014-15	899	5,268	6,167
7	Terry Harvey, 1991, 93-95	(79)	5,925	5,846

YARDS PER PLAY (TOTAL OFFENSE)

Rk	Name	Yds	Plays	Avg.
1	Philip Rivers, 2000-03	13,582	1962	6.92
2	Ryan Finley, 2016-pres.	6,317	949	6.65
3	Jacoby Brissett, 2014-15	3,135	494	6.35
4	Russell Wilson, 2008-10	9,628	1,542	6.24
5	Mike Glennon, 2009-12	7,131	1,145	6.23

Bryant Award and for the Dodd Coach of the Year Award. Doeren is one of 20 candidates for the honor.

With two games left to play, the Wolfpack has posted its highest conference win total since 2010 and has a chance to set a school record for league victories.

Now in its 32nd year, the Bryant award recognizes the country's top college football coaches for their contributions both on and off the field. The Coach of the Year Award is the only college coaching honor selected after all bowl games are concluded and is voted on by the National Sports Media Association. Finalists will be announced in December.

The Dodd Trophy, "college football's most coveted coaching award," celebrates the head coach of a team who enjoys success on the gridiron, while also stressing the importance of scholarship, leadership and integrity – the three pillars of legendary coach Bobby Dodd's philosophy.

MARKING MEYERS: When he signed with NC State out of high school, WR Jakobi Meyers did not envision his role with the Wolfpack offense would be catching footballs, but it has certainly worked out for the redshirt-sophomore

He came to NC State and redshirted as a quarterback in 2015. After that season, he was asked to move to wide receiver and saw sparse playing time in 2013, with just 13 catches in 100 snaps.

This season, Meyers has played a vital role in the Wolfpack offense as slot WR. He ranks third on the team in receptions (49) and receiving yards (550) and his four receiving TDs ties for the team best.

Meyers posted 100+ receiving yards in two games this season, including a nine catch, 105 yard performance against Clemson.

STAMINA: They all weigh over 300 pounds, but the Band of Brothers (aka the Wolfpack's offensive line) may have more stamina than any position on the team. Three offensive linemen - RG Tony Adams, RT Will Richardson and LT Tyler Jones - have played every snap during ACC play this season, while a fourth - Garrett Bradbury - missed just six snaps after an injury versus Louisville. The fifth starter - Terronne Prescod - has played every snap in three of six league games this season.

Since ACC play began this season vs. Florida State, the Wolfpack's starting five offensive linemen have played 2,672 of 2,730 possible snaps - 98%.

Jones has been the most durable of the Brothers - playing EVERY snap of the Wolfpack last 19 ACC games!

SPEAKING OF STAMINA: On the other side of the ball, Bradley Chubb has played 86% (432 of 500) of the team's snaps during ACC play.

PRATT SCORES: Linebacker Germaine Pratt has scored two touchdowns this season. He returned an interception 25 yards for a touchdown to ice the win over No. 17 Louisville and recovered a blocked punt in the endzone at Notre Dame.

Pratt is the first defensive player at NC State to scour a pair of touchdowns in a season since David Amerson in 2011 - the year he set an ACC record with 13 interceptions. No defensive player has had three or more TDs in a single season since LaMont Reid in 2002.

The redshirt junior sat out last season after undergoing shoulder surgery and moving from safety to linebacker.

ENDING THE STREAK: Junior quarterback Ryan Finley's nation-leading streak of consecutive throws without an interception ended at Notre Dame on Oct. 28, when he threw a pick-six in the third quarter. The streak ended at 339, the second-best mark in ACC and NC State history.

For his career, Finley has thrown just 11 INTs in 737 attempts for a 1.45 interception avoidance mark - second in school history.

Last season, Finley threw 139 consecutive passes to open the season without throwing an interception. That was the longest for any first-time Wolfpack starter before throwing his first pick.

HOLDING ON: Eleven games into the 2017 campaign, NC State has turned the ball over just 11 times.

WOLFPACK INT-FREE STREAKS

Rk	Quarterback	Years	Streak
1.	Russell Wilson	2008-09	379
2.	Ryan Finley	2016-pres.	313
3.	Jacoby Brissett	2014	187

IN THE WOLFPACK CAREER STATS

RECEPTIONS

Rk	Name, Years	Rec
1.	Jerricho Cotchery, 2000-03	200
2.	Jaylen Samuels, 2014-pres.	192
3.	Torry Holt, 1995-98	191
4.	Eddie Goines, 1991-94	147
5.	Bryan Peterson, 1999-02	139
6.	Jarvis Williams, 2007-10	133

TOUCHDOWN RECEPTIONS

Rk	Name	TDs
1.	Torry Holt, 1995-98	31
2.	Jerricho Cotchery, 2000-03	21
3.	Jarvis Williams, 2007-10	20
4.	Jaylen Samuels, 2014-pres.	19
5.	Eddie Goines, 1991-94	17
	George Bryan, 2008-11	17

100-YARD RECEIVING GAMES

Rk	Name	100-yard games
1.	Jerricho Cotchery, 2000-03	15
2.	Torry Holt, 1995-98	14
	Koren Robinson, 1999-00	14
4.	Eddie Goines, 1991-94	8
5.	Kelvin Harmon, 2016-pres.	7
6.	Nas Worthen, 1984-88	6
7.	Owen Spencer, 2007-10	5
8.	Chris Coleman, 1996-99	4
	Jimmy Grissett, 1993-96	4
	Mike Guffie, 1992-95	4
11.	Stephen Louis, 2014-pres.	3
	Tramain Hall, 2003-05	3
	T.J. Graham, 2008-11	3
	Tobais Palmer, 2011-12	3
	Bryan Peterson, 1999-02	3

CONSECUTIVE GAMES W/ A RECEPTION

1.	Jaylen Samuels, 2014-pres.	39
	Jerricho Cotchery, 2000-03	39
	Bryan Peterson, 1999-2002	39
4.	Jimmy Grissett, 1993-96	34
5.	Torry Holt, 1995-98	30

TOUCHDOWNS

Rk	Name, Years	Ru	Rec	Ret	Tot
1.	Ted Brown, 1975-78	49	2	-	51
2.	Jay Samuels, 2014-pres.	26	19	-	45
3.	Stan Fritts, 1972-74	41	1	-	42
4.	Matthew Dayes, 2013-16	34	6	-	40
5.	T.A. McLendon, 2002-04	33	3	-	36
6.	Torry Holt, 1995-98	2	31	3	33
7.	Ray Robinson, 1998-01	30	2	-	32

SACKS

Rk	Name	Avg
1.	Bradley Chubb, 2014-pres.	26-157
2.	Mario Williams, 2003-05	25.5-156
3.	Tyler Lawrence, 1990-93	24-157
4.	Art Norman, 2011-14	23.5-173
5.	Carl Reeves, 1991-94	22.5-197
6.	Manny Lawson, 2002-05	21-163
7.	Mike Jones, 1987-90	21-128

TACKLES FOR LOSS

Rk	Name	Avg
1.	Bradley Chubb, 2014-pres.	58-231
2.	Mario Williams, 2003-05	55.5-227
3.	Willie Young, 2005-09	45.5-233
4.	Carl Reeves, 1991-94	45-269
5.	Manny Lawson, 2002-05	41-221
5.	Dantonio Burnette, 1999-02	41-153
6.	Stephen Tulloch, 2003-05	40-113

NC State ranks 9th nationally with just five INTs for the year.

In five games this season, the Pack had zero TOs. Only two times in school history has a Wolfpack squad had five turnover-free games in a season and both of those have been under Doeren's direction.

With two games left to play, NC State could be on target to set a school record for fewest turnovers. That would mean that teams coached by Dave Doeren have posted four of the top 10 lowest marks for turnovers in school history.

HINES FOR ONE HUNDRED: Junior tailback Nyheim Hines is one of only two players in the ACC to post 3 straight 100+ rushing games in 2017 (Lamar Jackson is the other).

With two games remaining, the junior is just 156 yards away from 1,000 yards. If he were to break the 1,000-yard mark, it would give NC State a 1,000-yard rusher for the second straight season, as Matthew Dayes, now with the Cleveland Browns, rushed for 1,166 yards in 2016.

It would mark the first time NC State has had a 1,000-yard rusher in back-to-back seasons since the 1977 and 1978 campaigns, when the ACC's all-time leading rusher Ted Brown tallied 1,251 and 1,350 of his 4,602 career yards. In fact, it would be only the fourth time ever that the Pack has fielded 1,000-yard rushers in consecutive seasons and only the second time ever it was accomplished by two different players (1973 - Willie Burden and 1974 - Stan Fritts).

RECORDS IN REACH: Senior all-purpose back Jaylen Samuels is on track to break or come close to breaking several career records at NC State.

The Charlotte native now boasts 45 career touchdowns - the 2nd best mark in school history and the No. 12 mark in the history of the ACC. He needs just 7 more to break the record set by Hall of Famer Ted Brown from 1975-78.

With 9 more catches, he would break Jerricho Cotchery's all-time reception record and he needs to catch just one pass in the season finale to set the school record for consecutive games with a catch.

He currently ranks 5th in the FBS with 39 consecutive games with a reception. The last time Samuels didn't have a catch was against Wake Forest on Nov. 15, 2014.

After tying Torry Holt's school record with 15 catches in the season opener vs. South Carolina, Jaylen Samuels had a dozen grabs in the win at Florida State - tying the No. 4 mark in school history.

WHERE THERE'S A WILL....: Right tackle Will Richardson made his 2017 debut in Game 3 versus Furman after sitting out the first two games of the season due to a suspension. His presence was definitely missed, as redshirt freshmen were forced to start in games 1 and 2.

Richardson has been a huge factor (literally: he weights 322 lbs) in the Pack's 5-1 ACC record, playing all 468 offensive snaps against league competition. He was named the ACC Offensive Lineman of the Week for his performance vs. Louisville.

A Wolfpack run to Richardson's side iced the wins over Florida State and Syracuse and in each, he pancaked the opposition. Against FSU, up six with under 3 minutes, facing 3 & 7, his pancake sprung RB Nyheim Hines for a 15 yards and a first down to run out the clock. Against Syracuse, the Wolfpack was up 8 with under a minute and facing 2nd and 8, and he sprung Jaylen Samuels loose for a 9-yard gain.

He has been the high grader on the o-line in six of the past seven games, and his 96% in the win over No. 17 Louisville and 97% against Pitt were the highest that offensive line coach Dwayne Ledford has ever awarded.

In his 673 snaps this season, Richardson has not allowed a sack OR a quarterback pressure.

A BASKET CASE: Whoever said you shouldn't put all your eggs in one basket didn't have Nyheim Hines on their football team. The junior running back/returner carries a lot of eggs for the Wolfpack.

FEWEST TURNOVERS

Rk	Season	TOs
1.	2017	11
2.	2015	13
	2001	13
4.	1967	14
5.	2014	15
	1961	15
7.	1965	16
8.	1991	17
9.	2003	19
10.	2016	20
	2000	20

JAYSAM RECORD WATCH

Category	Jaysam Rank	Jaysam Mark	NC State Record	NC State Needed
Receptions	2nd	192	200	9
Cons. Gms/Rec.	1st	39	39	1
Touchdowns	2nd	45	51	7
Rec. TDs	4th	19	31	13
Rush TDs	6th	26	49	24
Rec. Yards	11th	1,787	3,379	1,593

IN THE WOLFPACK CAREER STATS**PUNTS**

Rk	Name, Years	Punts
1.	Wil Baumann, 2011-14	266
2.	Austin Herbert, 2000-03	226
3.	John Deraney, 2003-06	208
4.	Johnny Evans, 1974-77	185
5.	Dave Houtz, 1961-63	166
7.	A.J. Cole, 2015-pres.	166
6.	Jim Donnan, 1965-67	160

PUNTING YARDS

Rk	Name	Yds
1.	Wil Baumann, 2011-14	10,868
2.	Austin Herbert, 2000-03	8,922
3.	John Deraney, 2003-06	8,366
4.	Johnny Evans, 1974-77	8,143
5.	A.J. Cole, 2015-pres.	7,043
6.	Dave Houtz, 1961-63	6,035
7.	Marty Martinussen, 1982-84	5,877

PUNTING AVERAGE

Rk	Name	Avg
1.	Johnny Evans, 1974-77	44.0
2.	Kelly Hollodick, 1985-86	42.6
3.	A.J. Cole, 2015-pres.	42.4
4.	Leslie Palmer, 1946-47	42.1
5.	Craig Salmon, 1984-85, 87	41.4
6.	Ron Skosnik, 1964	41.2

PATs

Rk	Name	PATs
1.	Niklas Sade, 2011-14	167
2.	Josh Czajkowski, 2008-10	119
3.	Mike Cofer, 1982-86	97
	Damon Hartman, 1988-91	97
5.	Adam Kiker, 2000-03	94
6.	Steve Videtich, 1992-94	93
7.	Kyle Bambard, 2015-pres.	85
8.	John Deraney, 2003-96	84

KICKOFF RETURN YARDS

Rk	Name	Yds
1.	T.J. Graham, 2008-11	3,153
2.	Nyheim Hines, 2015-pres.	2,156
3.	Ralph Stringer, 1973-77	1,988
4.	Alvis Whitted, 1994-97	1,929
5.	Darrell Blackman, 2004-07	1,842

KICKOFF RETURN AVERAGE

Rk	Name	Avg
1.	George Marinkov, 1954-56	28.1
2.	Darrell Blackman, 2004-07	26.3
3.	Lamont Reid, 2001-04	26.2
4.	Tobais Palmer, 2011-12	25.7
5.	Ralph Stringer, 1973-75, 1977	25.5
6.	Nyheim Hines, 2015-pres.	24.7

ALL-PURPOSE YARDS

Rk	Name	Avg
1.	Ted Brown, 1975-78	5,565
2.	T.J. Graham, 2008-11	5,225
3.	Torry Holt, 1995-98	4,369
4.	Darrell Blackman, 2004-07	4,366
5.	Nyheim Hines, 2015-pres.	4,320
6.	Matthew Dayes, 2013-16	4,289
7.	Joe McIntosh, 1981-84	4,058
8.	Terwayne Stephens, 1994-97	4,007

Hines, a finalist for the Hornung Award, ranks 17th in the FBS with 140.91 all-purpose yards per game.

Against Louisville, Hines was everywhere. He touched the ball 29 times - rushing 18-102 yards and two touchdowns; had two receptions for 15 yards; caught a two point conversion; returned four kicks for 105 yards; returned three punts; and as gunner on punt coverage, downed a punt on the Cardinals' two-yard line.

At Pitt, he rushed for a career-high 135 yards on 16 carries, had 2 catches for five yards, 2 punt returns for 94 yards and a 15-yard KOR - a total of 249 yards of total offense. He became the first FBS player this century to score on an 80+ yard rush and an 80+ yard punt return in the same game. His 92-yard punt return was the 2nd-longest in school history (longest since 1926) and the 5th longest in ACC history.

Hines, who has been named to the Paul Hornung Award Honor Roll three times this season, ranks 5th in NC State history with 4,320 career all-purpose yards and 2nd in kickoff return yards (2,156).

GOOD PUNTS, GOOD WORKS: Junior punter A.J. Cole has managed to keep his uniform fairly clean in 2017. The preseason candidate for the Ray Guy Award has punted just 49 times this season.

He's made the most of those opportunities - averaging 44.7 yards per boot - the top mark in the ACC. 22 of his 45 kicks have been downed inside the opponents' 20. He boasts the longest punt in the ACC this season (69 yards vs. South Carolina).

Cole has done good work off the field as well. He was recently named to the Allstate AFCA Good Works team and is a finalist for the Wuerffel Trophy - awards which both honor community service. Cole has spent his last four spring breaks visiting Nakuru, Kenya on a mission trip.

FINLEY ON FIRE: RS-junior quarterback Ryan Finley has been chosen as a finalist for the Johnny Unitas Golden Arm Award.

He now posts a .619 mark for his career at NC State - the second-best mark in school history.

Finley was the first Wolfpack QB since Philip Rivers (2003) to open the season with back-to-back 300-yard passing games. Not a bad stat as several pretty good QBs (Russell Wilson - Seattle Seahawks; Mike Glennon - Chicago Bears; Jacoby Brissett - Indianapolis Colts) have come through since that time!

Finley's 45 completions in the season opener were a school record, while his 415 yards was the 11th-best mark in school history and his 64 attempts ranked second only to Shane Montgomery's 73 in 1989.

After 23 games at NC State, Finley ranks 5th in school history in career passing yards (6,055), 7th in touchdowns (34).

THE EX(PERIENCE) FACTOR: NC State is currently starting nine seniors on defense. That's the biggest group of seniors starting on defense in the nation and no other FBS school is starting more than seven (Penn State, Maryland and UMass).

The Pack's entire front seven (DL, LB & Nickel) are all seniors, as well as both starting cornerbacks.

Overall, the Wolfpack returned 11 senior starters from last season - the highest number of returning senior starters in at least the past 25 years. In addition, two starters from 2015 who sat out last season came back (one of whom - CB Johnathan Alston - is now starting).

FIRST TIME OUT: 21 players have seen action for NC State for the first time this season, with eight seeing action from scrimmage.

Here's a look at the first timers (those who saw action from scrimmage in italics):

True Freshmen (7): Louis Acceus (LB), Cayman Czesak, *Will Eason (RB), Emeka Emezie (WR),* Raven Saunders (LB), *Joshua Fedd-Jackson (OG), Chris Ingram (CB).*

Redshirt Freshmen (13): *Dylan Autenrieth (TE), Bryce Banks (CB), Shug Frazier (DT), Brock Miller*

WHERE FINLEY RANKS

Category	Mark	FBS	ACC
Comp/Gm	24.4	7	2
Completion %	.638	24	3
Pass Yards	2,996	17	2
Pass Yds/Gm	272.4	21	4
Total Offense	287.6	25	5
Pass TD	16	42	6

SENIOR STARTERS ON D

Rk	School	Def Sr. Starters
1.	NC State	9
2.	Penn State	7
	UMass	7
	Maryland	7

NC STATE'S RECORD ...

WHEN PLAYING IN	2017	UNDER DOEREN
August	-	2-0
September	4-1	15-4
October	2-1	5-13
November	1-2	8-12
December	0-0	2-1
Total	7-4	32-30

IN ACC PLAY

At home	2-1	5-14
On the road	3-1	9-11
Neutral	0-0	0-0
Total	5-2	14-25

IN NON-CONFERENCE PLAY

At home	2-0	13-1
On the road	0-1	3-2
Neutral (includes bowls)	0-1	2-3
Total	0-2	16-5

VS. AP RANKED OPPONENTS

At home	1-1	1-5
On the road	1-1	1-5
Neutral	-	-
Total	2-2	2-9

IN GAMES

Decided by 3 pts. or less	1-0	3-1
Decided by 7 pts. or less	1-3	7-8
Decided by 14 pts. or more	4-1	22-18
Decided by 28 pts. or more	1-0	10-4
Leading at halftime	5-1	27-4
Leading after 3 quarters	5-0	27-2
Tied at halftime	1-1	1-4
Tied after 3 quarters	0-0	1-0

WHEN SCORING

Less than 20 points	1-1	2-16
20-29 points	1-2	5-9
30-39 points	4-1	12-3
40+ points	1-0	13-2

WHEN ALLOWING

Less than 10 points	0-0	5-0
10-19 points	3-0	14-0
20-29 points	4-0	12-10
30+ points	0-4	1-20

WITH

Less than 400 yds total offense	2-1	6-20
400-499 yds total offense	4-1	18-5
500+ yds total offense	1-2	8-5
Less than 100 yards rushing	0-2	0-8
100-199 yards rushing	3-1	13-17
200+ yards rushing	4-0	19-4
100-yard rusher	4-0	16-7
100-yard receiver	4-3	8-10
Less than 200 yards passing	2-0	9-6
200-299 yards passing	3-1	16-16
300-399 yards passing	2-2	7-7
400+ yards passing	0-1	0-1
300-yard passer	2-3	4-7
400-yard passer	0-1	0-1
No turnovers	5-0	15-2
Less turnovers than opponent	5-0	20-7
Winning Time of Possession	5-3	25-18

WHEN ALLOWING

less than 200 total yards	0-0	5-0
200-299 total yards	0-1	9-1
300-399 total yards	4-1	12-8
400+ total yards	3-2	6-21
less than 100 yards rushing	2-2	17-3
100+ yards rushing	4-2	14-25
less than 100 yards passing	0-0	3-3
101-200 yards passing	2-3	14-8
300+ yards passing	3-0	6-7

(LB), C.J. Riley (WR), Thomas Ruocchio (TE), Joe Sculthorpe (starter at LG), Isaiah Stallings (SS), Matt Stevens (LB), Daeshawn Stephens (WR), James Valdez (CB), Philip Walton (OT), Justin Witt (starter at RT)

Transfers (1): Carson Wise (PK)

100-YARD RECEIVERS: In Dave Doeren's first three years at NC State, a receiver went over the 100-yard mark just four times (in 38 games): 3 times in 2013, once in 2014 and none in 2015.

In the past 24 games, however, that feat has occurred 17 times. On Oct. 5 vs. Louisville, one more yard for junior Steph Louis would have given the Wolfpack THREE 100-yard receivers and the Pack had another pair last week against Clemson.

POSTGRADS: NC State has eight post-graduate players in 2017 - one of the highest tallies in the country (t27th) and tied as the third-highest mark in the ACC.

Cole Cook, Peter Daniel, Ryan Finley, Deonté Holden, Dakwa Nichols, Jumichael Ramos, Bryan Smith and Carson Wise each hold undergraduate degrees. Finley, Holden and Wise are just juniors in eligibility.

ONE MORE ON HINES: Hines is the only player in school history, one of only four in ACC history, to tally two 100-yard kickoff returns in a career.

The junior had his first coast-to-coast return as a freshman against Clemson, and repeated the feat in the Independence Bowl victory over Vanderbilt.

HAPPY BIRTHDAY: Wolfpack football is celebrating it's 125th birthday in 2017, just a year after celebrating the 50th anniversary of the first game in Carter-Finley Stadium. NC State (then known as The North Carolina College of Agriculture and Mechanic Arts), played its first football game against a team from the Raleigh Male Academy on March 12, 1892 in what is now Pullen Park in front of 200 spectators.

A&M's team colors were pink and blue. The coaches were professors who had to be convinced annually to coach the students about a game they barely knew themselves. The length of the first season was a single game, which A&M won 12-6.

From those humble beginnings, NC State University has been competing at the highest level of college athletics for more than a century, as a charter member of both the Southern Conference and, later, the Atlantic Coast Conference. The Wolfpack has played more than 1,200 games.

HOW THE BAND WAS BORN: Offensive line coach Dwayne Ledford used to ask his brother-in-law, a former Green Beret, to tell him about the training and preparation that that elite unit went through with hopes that he could borrow some of the training or motivation techniques with his players. His brother-in-law recommended that he watch the old Band of Brothers miniseries on HBO. Before long, Ledford had adopted that name for his offensive line at Appalachian State and he brought it with him when he came to Raleigh in 2016.

So what is the Band of Brothers according to Ledford? "Even though we aren't related by blood, we go through things that make us true brothers. The guys in the Band of Brothers believe that the guy beside you, behind you or in front of you is more important than themselves. Everything is about the group, not the individual."

His unit has proudly bought into the concept, and it's been reflected by their play on the field.

TURNING THE TASSEL: Since Dave Doeren was named the head coach of the Wolfpack in December of 2012, 87 NC State football student-athletes have earned their degrees. That means an average of almost 10 players have graduated in each of the past nine graduation ceremonies!

100-YARD GAMES

Name	2017	Career
Kelvin Harmon, So.	6	7
Stephen Louis, R-Jr.	0	3
Jaylen Samuels, Sr.	1	3
Nyheim Hines, Jr.	0	1
Jakobi Meyers, R-So.	1	1

ACC POSTGRAD PLAYERS

Rk.	School	Postgrads
1.	Virginia	12
2.	Pitt	9
3.	NC State	8
	Clemson	8
	Syracuse	8

ACC's 100-YARD RETURNS

Name, School	100-yard KOR
Nyheim Hines, NC State	2015 vs. Clemson 2016 vs. Vanderbilt
Devon Edwards, Duke	2013 vs. NC State 2015 vs. Ga. Tech
Marquis Weeks, Virginia	2002 vs. UNC 2004 vs. UNC
Derrick Hamilton, Clemson	2001 vs. Maryland 2003 vs. UNC

NC STATE UNIVERSITY

NC State — the state's largest university — is an active, vital part of North Carolina life. Today, more than 128 years after its founding, With more than 34,000 students and 8,000 faculty and staff, NC State continues to follow its original mission: opening the doors of higher education to the citizens of North Carolina and providing teaching, research and extension that strengthen the state and its economy.

- NC State and its students, alumni and associated startups generate \$6.5 billion of North Carolina income annually
- NC State University educates more North Carolinians than any other university
- The Hunt Library on Centennial Campus was dubbed the "library of the future" by Time Magazine. It houses more than 2 million volumes.

NC State rankings:

- #1 best college for your money in North Carolina (Money)
- #3 veterinary medicine program nationally (U.S. News & World Report)
- #5 best value among public universities (U.S. News & World Report)
- #6 college of natural resources nationally (USA Today)
- #8 return on investment nationally for degrees in science technologies (U.S. Department of Education College Scorecard)
- #9 nationally in online engineering programs (U.S. News & World Report)
- #9 online MBA nationally (Princeton Review) and #18 online MBA in the world (Financial Times)
- #9 best value for out-of-state students among public universities (Kiplinger's)
- #13 nationally in graduates hired by the top 25 companies in Silicon Valley (Hiring Solved)
- #13 college of engineering among public universities (U.S. News & World Report)
- #14 undergraduate business program among public universities (U.S. News & World Report)
- #15 statistics program nationally (U.S. News & World Report)
- #16 nationally in preparing graduates for jobs (Times Higher Education World University Rankings)
- #18 best value for in-state students among public universities (Kiplinger's)
- #20 nationally among colleges specializing in science, technology, engineering and mathematics (Forbes)

GIVING BACK: A cornerstone of Dave Doeren's vision for Wolfpack football is giving back to the community. His passion for service has been contagious, as now many members of his team are finding individual service initiatives, in addition to those they undertake with the team and position groups.

During Doeren's tenure, his young men have turned in more than 6,000 collective hours of community service.

BIGGER & STRONGER: Much ado has been made about the Wolfpack's strong defensive line for 2017. But the four starters on that well-publicized group haven't always been as strong as they are now. Hard work in the Wolfpack's strength and conditioning program transformed Bradley Chubb from a 248 lb. linebacker to a preseason All-American at defensive end. And Outland Trophy candidate B.J. Hill probably wouldn't have made that list if he still weighed in at 254 lbs!

STRENGTH IMPROVEMENTS SINCE 2014

Name	Clean		Squat		Bench		Bodyweight	
	2017	Diff	2017	Diff	2017	Diff	2017	Diff
Bradley Chubb	341	+106	555	+170	405	+70	275	+28
Kentavius Street	389	+99	700	+170	475	+80	287	0
B.J. Hill	330	+66	515	+70	475	+100	314	+50
Justin Jones	363	+103	650	+210	460	+120	312	+18

COURAGEOUS: After playing a starring role in the NC State football team's 35-17 victory over Pittsburgh on Saturday, junior Darian Roseboro was nominated for the Capital One Orange Bowl-FWAA Courage Award.

Roseboro's father, Johnny, passed away on Oct. 7, but Darian did not miss a day's practice, vowing to dedicate the game to his father. Roseboro tallied a game-high three tackles for loss, a sack, a quarterback pressure and caused a fumble in the Wolfpack's fourth ACC victory.

The Wolfpack team wore stickers with "J.R." on their helmets in the contest in solidarity with their teammate, and head coach Dave Doeren gave Roseboro the game ball following the win.

First presented by the Football Writers Association of America (FWAA) in 2002, criteria for nomination entails courage on or off the field, including overcoming an injury or physical handicap, preventing a disaster or living through hardship. During Capital One Orange Bowl week, the winner be included in festivities and will receive his trophy at an on-field presentation.

QBU: For weeks 2-5 of the 2017 NFL season, NC State became only the fourth school in history to boast four NFL starting QBs during the same season. Mike Glennon (Chicago Bears), Philip Rivers (Los Angeles Chargers), Russell Wilson (Seattle Seahawks) and Jacoby Brissett (Indianapolis Colts) all started this week for their respective teams.

The Wolfpack joined Miami (1993 with Craig Erickson, Jim Kelly, Bernie Kosar, and Vinny Testaverde), Michigan (2004 with Tom Brady, Brian Griese, Chad Henne, and John Navarre) and USC (2009 with Matt Leinart, Matt Cassell, Carson Palmer and Mark Sanchez) as the only other schools with four starting QBs in a season.

VERSATILITY: Much has been made of senior Jaylen Samuels' versatility and the number of ways he contributes to the team.

Here are two ways his versatility is being recognized:

- Sports Illustrated named him a 1st-team midseason All-American as an all-purpose player and a 2nd-team choice as a tight end.

- He was named a midseason All-American at tight end on several teams and named to the Biletnikoff list as a receiver.

FROM 3 STAR TO ALL STAR: The two Wolfpack players who have garnered the most attention this season - DE Bradley Chubb and H Jaylen Samuels - are living proof of the Wolfpack coaching staff's ability to develop players. Chubb and Samuels were both 3-star recruits coming out of high school.

Samuels' only offers were from NC State, Ball State, Gardner Webb, App State and a late offer from Wake Forest a week before signing day. Now he's an All-American.

SEASON CAPTAINS

Tony Adams, OG
Bradley Chubb, DE
Cole Cook, TE
Airius Moore, LB

MISCELLANEOUS STATS

NC STATE ON OPENING OFFENSIVE DRIVES

Game	1st Half	2nd Half
S. Carolina	Touchdown	Punt
Marshall	Field Goal	Touchdown
Furman	Touchdown	Punt
Florida State	Field Goal	Punt
Syracuse	Field Goal	Punt
Louisville	Fumble	Missed FG
Pitt	TO on Downs	Punt
Notre Dame	Punt	Interception
Clemson	Touchdown	Punt
Boston Coll	Punt	Missed FB
Wake Forest	TO on Downs	Touchdown

NC STATE ON OPENING DEFENSIVE DRIVES

Game	1st Half	2nd Half
S. Carolina	Touchdown	Touchdown
Marshall	Punt	Missed FG
Furman	Field Goal	Punt
Florida State	Punt	Field Goal
Syracuse	Interception	Touchdown
Louisville	Punt	Field Goal
Pitt	Punt	Interception
Notre Dame	Punt	Punt
Clemson	Interception	Punt
Boston Coll	Touchdown	Punt

NC STATE ON COIN FLIPS

Game	Flip	Result
S. Carolina	SC - Defer	L, 28-35
Marshall	NCSU - Defer	W, 37-20
Furman	NCSU - Defer	W, 49-16

Florida St	NCSU - Defer	W, 27-21
Syracuse	Syr - Receive	W, 33-25
Louisville	NCSU - Defer	W, 39-25
Pitt	Pitt - Defer	W, 39-17
Notre Dame	NCSU - Defer	L, 14-35
Clemson	NCSU - Defer	L, 31-38
BC	BC - Defer	W, 17-14
Wake Forest	WF - Defer	L, 30-24

NC STATE GIVEAWAY/TAKEAWAY

Game	FUM	INT	TOT FUM	INT	TOT	DIF
SC	2	0	2	1	1	2 -1
Marshall	0	0	0	1	1	2 +2
Furman	0	0	0	2	1	3 +3
FSU	0	0	0	1	0	1 +1
Syracuse	0	0	0	0	1	1 +1
Louisville	1	0	1	0	1	1 E
Pitt	0	0	0	1	1	2 +2
N. Dame	0	1	1	0	0	0 -1
Clemson	0	2	2	0	1	1 -1
BC	1	1	2	1	1	2 E
WF	2	1	3	0	1	1 -2

FUMBLES

Name	Fumbles-Lost
Emezie, Emeka	1-1
Finley, Ryan - QB	3-2
Gallaspy, Reggie - RB	1-0
Hines, Nyheim - RB	2-0
Louis, Stephen - WR	1-1
Nichols, Dakwa - RB	1-0
Samuels, Jaylen - H	2-2

EXPLOSIVE PLAYS (115)

Yards	Tot	Rush	Pass	KR	PR	IR
10-19 yards	98	33	56	9	0	0
20-29 yards	39	8	20	10	0	1
30-39 yards	13	3	9	1	0	0
40-49 yards	9	3	4	1	0	1
50-59 yards	2	1	0	1	0	0
60-69 yards	0	0	0	0	0	0
70+ yards	4	1	2	0	1	0
Totals	165	49	91	22	1	2

CAREER STARTS BY POSITION

OFFENSE

LEFT TACKLE	Tyler Jones, RS-Jr. (24)
LEFT GUARD	Garrett Bradbury, RS-So. (13)
.....	Tyler Jones, RS-Jr. (2)
.....	Terrone Prescod (10)
.....	Joe Sculthorpe (1)
CENTER.....	Garrett Bradbury (11)
RIGHT GUARD.....	Tony Adams, Sr (46)
RIGHT TACKLE.....	Will Richardson, RS-Jr. (28)
.....	Tyler Jones, RS-Jr. (4)
.....	Terronne Prescod, RS-Jr. (3)
.....	Justin Witt (1)
TIGHT END	Cole Cook, Sr. (23)
JAYSAM.....	Jaylen Samuels (33)
QUARTERBACK.....	Ryan Finley, RS-Jr. (24)
RUNNING BACK	Nyheim Hines, Jr. (11)
.....	Dakwa Nichols, RS-Sr. (2)
.....	Reggie Gallaspy, Jr. (2)
WIDE RECEIVER	Stephen Louis, RS-Jr. (21)
.....	Johnathan Alston, RS-Sr. (10)
.....	JuMichael Ramos, RS-Sr. (11)
.....	Maurice Trowell, RS-Jr. (8)
.....	Nyheim Hines, Jr. (8)
.....	Kelvin Harmon, So. (14)
.....	Jakobi Meyers (4)

DEFENSE

DEFENSIVE END	Bradley Chubb, Sr. (37)
.....	Kentavious Street, Sr. (23)
.....	Darian Roseboro, Jr. (1)
DEFENSIVE TACKLE	B.J. Hill, Sr. (42)
.....	Justin Jones, Sr. (27)
.....	Kentavious Street, Sr. (9)
MLB.....	Jerod Fernandez, RS-Sr. (41)
.....	Airius Moore, Sr. (9)
WLB.....	Airius Moore, Sr. (33)
.....	Riley Nicholson, Jr. (5)
NICKEL.....	Shawn Boone (10)
.....	Chris Ingram (1)
STRONG SAFETY.....	Shawn Boone, Sr. (14)
.....	Jarius Morehead, RS-So. (11)
.....	Isaiah Stallings (1)
FREE SAFETY.....	Germaine Pratt, RS-Jr. (1)
.....	Dexter Wright (1)
.....	Tim Kidd-Glass (9)
.....	Shawn Boone (1)
CORNERBACK	Mike Stevens, Sr. (27)
.....	Nick McCloud, So. (7)
.....	Johnathan Alston (12)

SPECIAL TEAMS

PUNTER.....	A.J. Cole, Jr. (37)
PLACEKICKER.....	Kyle Bambar, Jr. (22)
.....	Carson Wise (9)
LONG SNAPPER.....	Tyler Griffiths, Jr. (37)

DEPTH CHART

OFFENSE

Pos.	No.	Name	Hgt.	Wgt	Class
LT	53	Tyler Jones	6'3	300	RS - Jr.
	64	Peter Daniel	6'6	305	Gr.
	72	Philip Walton	6'7	305	RS - So.
LG	70	Terronne Prescod	6'5	331	RS - Jr.
	71	Joe Sculthorpe	6'3	307	RS - Fr.
C	65	Garrett Bradbury	6'3	298	RS - Jr.
	71	Joe Sculthorpe	6'3	307	RS - Fr.
RG	50	Tony Adams	6'2	315	Sr.
	66	Josh Fedd-Jackson	6'3	336	Fr.
RT	54	Will Richardson	6'6	322	RS - Jr.
	67	Justin Witt	6'6	296	RS - Fr.
	74	Emanuel McGirt, Jr.	6'6	300	RS - So.
H	1	Jaylen Samuels	5'11	228	Sr.
	28	Dylan Parham	6'4	224	RS - Fr.
TE	48	Cole Cook	6'6	250	Gr.
	42	Dylan Autenrieth	6'4	242	RS - Fr.
X	3	Kelvin Harmon	6'3	213	So.
	19	C.J. Riley	6'4	204	RS - Fr.
Z	12	Stephen Louis	6'2	217	RS - Jr.
	86	Emeka Emezie	6'3	209	Fr.
	8	Maurice Trowell	5'11	196	Rs - Jr.
S	11	Jakobi Meyers	6'2	203	RS - So.
	6	Gavin Locklear	5'10	195	RS - Sr.
QB	15	Ryan Finley	6'4	210	RS - Gr.*
	2	Jalan McClendon	6'5	221	RS - Jr.
RB	7	Nyheim Hines	5'9	197	Jr.
	or 25	Reggie Gallaspy II	5'11	225	Jr.

SPECIAL TEAMS

PK	92	Kyle Bambar	5'8	190	Jr.
	38	Carson Wise	5'10	170	RS - Gr.*
P	90	A.J. Cole III	6'4	230	Jr.
	93	Noah Giroux	6'0	205	Fr.
SN	57	Tyler Griffiths	6'2	230	Jr.
	50	Jackson Quiggle	5'10	205	RS - Fr.

PRONUNCIATION GUIDE

Dave Doeren.....	DOOR ehn	Nyheim Hines.....	nie HEEM	Larrell Murchison.....	lah REHL
Elijah Drinkwitz.....	ee LIE uh DRINK witz	Deonte Holden.....	dee AHN tay	MURCH eh sohn
Louis Accesus.....	Ah ZOOSE	Dante Johnson.....	DAHN tay	Dakwa Nichols	dah QUAY
Davion Allred.....	DA vee ahn ALL red	Ibrahim Kante.....	EEB rah hem KAHN tay	Dylan Parham.....	PARE uhm
Dylan Autenrieth.....	AWE tehn reeth	Stephen Louis	STEFF ahn LOO is	Terronne Prescod...tehr	OWN PRESS cod
Brady Bodine.....	beau DEEN	Xavier Lyas	ZAY vee uhr LIE us	JuMichael Ramos juh	MIKE uhl RAY moes
Adam Boselli.....	beau SELL ee	Jessie Malit	mah LEET	Thomas Ruocchio	ROCK ee oh
Eurndraus Bryant.....	ahn DRAY us	Jalan McClendon.....	JAY lan	Joe Sculthorpe.....	SCUL thorp
Cayman Czesak.....	KAY mahn SEE sak	mac CLEHN dohn	Bryson Speas.....	SPEEZ
Emeka Emezie	eh MECK ah ee MEE zee	Trae Meadows	TRAY	Daeshawn Stephens	day SHAWN
Jerod Fernandez	JEHR uhd	Jakobi Meyers	jah KOE bee	Kentavious Street.....	kehn TAY vee us
Reggie Gallaspy.....	gah LASS bee	Airius Moore	AIR ee us	Maurice Trowell.....	rhymes with towel
Harrison Gee.....	JEE	Jarius Morehead.....	JAIR ee us	James Valdez	vahl DEZ
				Aaron Wiltz.....	WILTS

DEFENSE

Pos.	No.	Name	Hgt.	Wgt	Class
FE	35	Kentavious Street	6'2	287	Sr.
	or 45	Darian Roseboro	6'4	287	Jr.
N	98	B.J. Hill	6'4	315	Sr.
	90	Shug Frazier	6'3	316	RS - Fr.
T	27	Justin Jones	6'2	312	Sr.
	or 91	Eurndraus Bryant	6'1	325	Jr.
BE	9	Bradley Chubb	6'4	275	Sr.
	39	James Smith-Williams	6'4	247	RS - So.
	95	Tyrone Riley	6'6	285	RS - So.
MLB	4	Jerod Fernandez	6'0	227	RS - Sr.
	10	Louis Acceus	6'0	216	Fr.
WLB	58	Airius Moore	6'0	235	Sr.
	or 3	Germaine Pratt	6'3	235	RS - Jr.
NIC	24	Shawn Boone	5'10	206	Sr.
	15	Chris Ingram	6'0	180	Fr.
LC	2	Mike Stevens	5'11	190	Sr.
	21	Nick McCloud	6'0	189	So.
SS	31	Jarius Morehead	6'1	217	RS - So.
	22	Isaiah Stallings	6'4	220	RS - Fr.
FS	34	Tim Kidd-Glass	6'1	202	So.
	or 14	Dexter Wright	6'2	232	RS - Jr.
RC	5	Johnathan Alston	6'0	210	RS - Sr.
	20	Bryce Banks	6'2	192	RS - Fr.

* - Finley and Wise are juniors in eligibility but are postgraduates.

KOR	7	Nyheim Hines	5'9	197	Jr.
	1	Jaylen Samuels	5'11	228	Sr.
PR	7	Nyheim Hines	5'9	197	Jr.
	1	Jaylen Samuels	5'11	228	Sr.
KO	92	Kyle Bambar	5'8	190	Jr.
H	90	A.J. Cole III	6'4	230	Jr.
	14	Woody Cornwell	6'2	210	R-Jr.

CARTER-FINLEY STADIUM

One of the landmarks of North Carolina's capital city, Carter-Finley Stadium has gained a reputation as being one of the nation's toughest places to play. The home of the Wolfpack boasts 57,600 permanent seats and is surrounded by acres convenient parking.

CAPACITY: 57,600. Double-decked with more than 22,000 lower level sideline seats, almost 18,000 upper deck seats, 13,000+ endzone seats.

FIRST GAME: Oct. 8, 1966

ORIGINAL COST: \$3.7 million. Half the funds were raised from alumni and friends and the balance was borrowed.

NAME: The stadium honors Wilbert James (Nick) Carter (1902-1972) , Harry Clifton Carter (1908-1990), and Albert Earle Finley (1895-1985). The two Carter brothers graduated from NC State from the school of Textiles and became top executives in the J. P. Stevens Company. They contributed several hundred thousand dollars to fundraising for completion of the stadium.

FIELD: The playing surface at Wayne T. Day Family Field is built to USGA specifications for a golf green. The USGA specification has an elaborate drainage system and a 10" rootzone mix that is 90% sand and 10% peat. The field has Tiftway 419 hybrid bermudagrass from Sandhills turf farm in North Carolina. The irrigation system consists of 6 "big gun" sprinklers that spray over 200 gallons per minute. The water source is well water that is contained in tanks.



CARTER-FINLEY STADIUM RECORDS

NC STATE INDIVIDUAL

Category	Mark	Player, Opponent	Year
Rushes	37	Ted Brown vs. Penn St.	1977
Rushing Yards	251	Ted Brown vs. Penn St.	1977
Rushing TDs	3	by many (last M. Dayes vs. EKY)	2015
All-Purpose Yards	279	Andre Brown vs. S. Miss	2005
Pass Attempts	57	Philip Rivers vs. Arkansas St.	2000
Pass Completions	38	Russell Wilson vs. BC	2010
TD Passes	5	Mike Glennon vs. Maryland	2011
Passing Yards	423	Philip Rivers vs. UNC	2003
Receptions	15	Torry Holt vs. Wake Forest	1998
Reception Yards	217	Jerricho Cotchery vs. UNC	2003
TD Receptions	3	Nasrallah Worthen vs. Duke	1988
	3	Koren Robinson vs. Ga Tech	2000
	3	Jerricho Cotchery vs. Clemson	2001
Total Offense	463	Philip Rivers vs. UNC	2003
Punt Return Yards	103	Darrell Blackman vs. FSU	2004
Kickoff Ret. Yards	202	T.J. Graham vs. Duke	2009
Tackles	24	Bill Cowher vs. South Carolina	1977
	24	Bill Cowher vs. Clemson	1978
	24	Dantonio Burnette vs. Clemson	2001

NC STATE TEAM

Points	67	vs. Western Carolina	1990
Touchdowns	9	vs. Western Carolina	1990
	9	vs. Murray State	2009
First Downs	35	vs. The Citadel	1983
Rush Attempts	80	vs. East Carolina	1980
Rushing Yards	407	vs. Wake Forest	1973
Rushing TDs	7	vs. Western Carolina	1990
Pass Attempts	57	vs. Arkansas State	2000
Pass Completions	41	vs. Boston College	2010
Passing Yards	423	vs. UNC	2003
TD Passes	5	vs. Maryland	2011
Total Offense	638	vs. Wake Forest	1973
Plays	96	vs. Maryland	2011
Fumbles Lost	3	vs. 10 teams	
Penalties	14	vs. Clemson	1999
	14	vs. Ohio State	2004
Penalty Yards	144	vs. Wake Forest	2016
Punts	11	vs. Miami	1981
	11	vs. Florida State	2004
Interceptions by	6	vs. Florida State	1998
Punt Return Yards	126	vs. Florida State	2004
Kickoff Ret Yards	224	vs. Duke	2009

OPPONENT INDIVIDUAL

Category	Mark	Player, Opponent	Year
Rushes	39	by Mike Voight, UNC	1975
Rushing Yards	221	by Thomas Jones, Virginia	1999
All-Purpose Yards	231	by Leroy Gallman, Duke	1992
Pass Attempts	63	by B.J. Symons, Texas Tech	2003
Pass Completions	41	by Matt Schaub, Virginia	2003
TD Passes	5	by Brock Berlin, Miami	2004
		by Thaddeus Lewis, Duke	2009
		by Deshaun Watson, Clemson	2015
Passing Yards	586	by B.J. Symons, Texas Tech	2004
Receptions	17	by Ervin Phillips, Syracuse	2017
Reception Yards	248	by Tyre Brady, Marshall	2017
TD Receptions	3	by Wali Lundy, Virginia	2003
Total Offense	618	by B.J. Symons, Texas Tech	2003
Punt Return Yards	117	by Jack Patterson, ECU	1971
Kickoff Return Yds	231	by Leroy Gallman, Duke	1992
Tackles	24	by Bill Banks, Penn St.	1977
	24	by Anderson, Virginia	1979

OPPONENT TEAM

Points	58	by Florida State	2000
Touchdowns	8	by Florida State	2000
First Downs	30	by Texas Tech	2003
	30	by Furman	1984
Rush Attempts	81	by UNC	1971
Rushing Yards	402	by Wake Forest	1971
Rushing TDs	5	by Clemson	1982, 1984
Pass Attempts	64	by Texas Tech	2003
Pass Completions	41	by Virginia	2003
Passing Yards	586	by Texas Tech	2003
TD Passes	5	by Miami	2004
	5	by Duke	2009
	5	by Clemson	2015
Total Offense	681	by Texas Tech	2003
Plays	97	by UNC	1971
Fumbles Lost	6	by Duke	1986
Penalties	20	by Clemson	2001
Penalty Yards	181	by Clemson	2001
Punts	12	by Wake Forest	2012
	12	by Western Carolina	1990
Interceptions by	6	by Wake Forest	1984
	6	by Clemson	1995
Punt Return Yards	117	by Duke	1971
	117	by Penn State	1981

RECORD AT CARTER-FINLEY


Year	Rec.				
1966	3-2	1984	2-5	2003	6-1
1967	4-0	1985	1-5	2004	2-4
1968	3-2	1986	6-0-1	2005	4-3
1969	1-3-1	1987	2-4	2006	3-4
1970	2-1-1	1988	5-1-1	2007	3-4
1971	1-4	1989	5-2	2008	4-3
1972	5-0-1	1990	5-1	2009	5-3
1973	5-0	1991	6-1	2010	5-1
1974	5-0	1992	5-1	2011	6-1
1975	5-1	1993	5-1	2012	5-1
1976	1-4-1	1994	5-1	2013	3-5
1977	4-3	1995	1-5	2014	4-3
1978	5-1	1996	2-3	2015	3-3
1979	4-2	1997	4-2	2016	4-3
1980	5-1	1998	5-1	2017	4-1
1981	3-4	1999	4-1	Totals	201-113-6
1982	5-1	2000	5-1		
1983	2-5	2001	3-3		
		2002	6-1		

THE DOEREN FILE

Years Coached	7th season
Alma Mater	Drake '94
Career Record	55-34
Record at NC State	32-30
ACC Record	14-24
Bowl Record	3-1*
Wife	Sara (Vander Woude)
Children	Jacob (18), Luke (15), Connor (11)
Hometown:	Shawnee Mission, KS
High School:	Shawnee Mission Northwest
BS Degree:	Pre-Med Biology (Drake '94)
Master's:	Educational Leadership (Drake '99)

NC STATE UNDER DOEREN IN SINGLE-SEASON RECORDS

WINS			YARDS PER GAME		
2014	8	t11th	2016	416.7	5th
COMPLETIONS			2015	412.8	6th
2016	263	7th	2014	408.5	8th
2013	249	8th	2013	403.5	12th
2015	246	11th	POINTS		
ATTEMPTS			2015	432	3rd
2016	438	8th	2014	392	7th
2013	426	10th	2016	351	11th
2015	413	12th	POINTS PER GAME		
PASSING YARDS			2015	33.2	3rd
2016	2,287	6th	2014	30.2	10th
2013	2,890	11th	2016	27.0	13th
2015	2,740	14th	PUNT RETURN AVG		
PASSING YARDS/GAME			2013	13.1	6th
2016	260.5	7th	2015	13.0	7th
2013	240.8	14th	KICKOFF RETURN AVG		
COMPLETION %			2015	25.7	2nd
2016	.600	7th	2016	23.2	8th
2015	.596	8th	FEWEST TURNOVERS		
2014	.588	11th	2015	13	t1st
2013	.585	12th	2016	20	t9th
YARDS PER PLAY			2013	21	t11th
2014	6.0	t2nd	RUSH YDS ALLOWED		
2016	5.8	t4th	2016	1,412	11th
2015	5.6	t9th	RUSH YDS/G ALLOWED		
TOTAL YARDS			2016	108.6	5th
2016	5,417	4th	YARDS/RUSH ALLOWED		
2015	5,367	5th	2016	3.3	10th
2014	5,311	6th			
2013	4,842	9th			



DAVE DOEREN

5th SEASON AT NC STATE • NC STATE RECORD: 32-29 • 7th CAREER SEASON • CAREER RECORD: 55-33 • LED 6 OF 7 TEAMS TO BOWLS

- Second-youngest coach in the ACC at 45 years old.
- Has coached at four different Power 5 schools.
- 22 years in the coaching ranks
- * Has led the Wolfpack to three straight bowl games.
- Has led five of his seven teams to bowl games.
- Teams have posted a 3-1 record in postseason bowls (he led his 2012 NIU squad to the Orange Bowl, but did not coach that game).
- Eight members of 2017 on preseason watch lists for 12 different national awards.
- 2017 squad could be seventh in school history to go to four straight bowl games.
- In four years, 87 of his players have graduated.
- 2015 Wolfpack squad won four road games - no other NC State team had posted more since 1957.
- * 2014 squad only second in school history to score 40 or more points in five regular season games.
- 2014 squad posted best rushing average since 1992.
- * Earned back-to-back MAC titles at Northern Illinois. The 2011 championship was the first for NIU since 1983.
- Set NIU record for wins (11) in 2011. Broke it with 12 wins in 2012.
- Never lost a home game at NIU.
- NIU Academic Progress rate ranked among top five nationally.
- * Served as defensive coordinator at Wisconsin and Kansas.
- Coached 2001 FCS Champion Montana.
- Montana won Big Sky title during both of his years on that staff.
- * An Academic All-American at Drake.
- 2014 squad was second-most improved in Power 5 conferences.
- Since coming to NC State, his team has turned in over 6,000 collective hours of community service.
- Four-year letterwinner at tight end at Drake.
- Began working on his Ph.D. as a graduate assistant at USC.

When Dave Doeren was introduced as head coach at NC State in December of 2012, he clearly set forth his vision for the Wolfpack Football program. He dubbed it "IPACK1GOAL: A UNITED MISSION TO WIN A CHAMPIONSHIP."

That has been the Wolfpack's battle cry in his first four seasons.

DOEREN YEAR-BY-YEAR

Year	School	Position	Record	Postseason Notes
1994	Shawnee Mission HS	Assistant Coach		
1995	Drake	Linebackers	8-1-1	
1996	Drake	Linebackers	8-3	
1997	Drake	Linebackers/Defensive coor.	8-3	
1998	USC	Graduate Assistant	8-5	Sun Bowl
1999	USC	Graduate Assistant	6-6	
2000	Montana	Defensive Secondary	13-2	IAA Runner-ups; Big Sky Champions
2001	Montana	Defensive Secondary	15-1	I-AA Champions; Big Sky Champions
2002	Kansas	LB/Recruiting Coordinator	2-10	
2003	Kansas	LB/Recruiting Coordinator	6-7	Tangerine Bowl
2004	Kansas	LB/Recruiting Coordinator	4-7	
2005	Kansas	LB/Co-Defensive Coordinator	7-5	Ft. Worth Bowl (W)
2006	Wisconsin	Co-Def. Coor./Rec. Coor./LBs	12-1	Capital One Bowl (W)
2007	Wisconsin	Co-Def. Coor./Rec. Coor./LBs	9-4	Outback Bowl (L)
2008	Wisconsin	Defensive Coordinator/LBs	7-6	Champs Sports Bowl (L)
2009	Wisconsin	Defensive Coordinator/LBs	10-3	Champs Sports Bowl (W)
2010	Wisconsin	Defensive Coordinator/LBs	11-2	Rose Bowl (L); Big 10 Champions
2011	Northern Illinois	Head Coach	11-3	GoDaddy.com Bowl (W); MAC Champs
2012	Northern Illinois	Head Coach	12-1	*Orange Bowl (L); MAC Champions
2013	NC State	Head Coach	3-9	
2014	NC State	Head Coach	8-5	Bitcoin St. Pete Bowl (W)
2015	NC State	Head Coach	7-6	Belk Bowl (L)
2016	NC State	Head Coach	7-6	Independence Bowl (W)


* - Team competed in Orange Bowl after Doeren was named head coach at NC State



NC STATE ALPHABETICAL ROSTER

No.	Name	Pos.	Hgt.	Wgt.	Cl.	Hometown, (Last School)
10	Louis Acceus	LB	6'0	216	Fr.	Spring Valley, N.Y. (St. Joseph)
50	Tony Adams	OG	6'2	315	Sr.	Charlotte, N.C. (Independence)
54	Davion Allred	DE	6'0	228	R- Sr.	Raleigh, N.C. (Millbrook)
5	Johnathan Alston	CB	6'0	210	R- Sr.	Bunn, N.C. (Bunn)
42	Dylan Autenrieth	TE	6'4	242	R- Fr.	Dallas, Ga. (N. Paulding)
92	Kyle Bamard	PK	5'8	190	Jr.	Wixom, Mich. (Walled Lake West)
20	Bryce Banks	CB	6'2	192	R- Fr.	Columbia, Mo. (Rock Bridge)
69	Evin Bellamy	DE	6'2	220	R-So.	Leland, N.C. (N. Brunswick)
42	Danny Blakeman	DE	6'2	227	Fr.	Raleigh, N.C. (Leesville Road)
33	Brady Bodine	RB	5'10	200	R- Jr.	Camp LeJeune, N.C. (Cp Lejeune)
24	Shawn Boone	SAF/NIC	5'10	206	Sr.	W. Palm Beach, Fla. (Dwyer)
88	Adam Boselli	TE	6'5	220	Fr.	Ponte Vedra, Fla. (Episcopal)
65	Garrett Bradbury	OG/C	6'3	298	R- Jr.	Charlotte, N.C. (Charlotte Christian)
29	Marquise Braxton	FB	6'1	226	R- So.	Greenville, N.C. (Rose)
52	Kendall Brown	OT	6'5	290	R- Fr.	Jacksonville, Fla. (Trinity Christian)
36	William Brown, III	CB	5'10	192	R- So.	Raleigh, N.C. (Cardinal Gibbons)
91	Eurndraus Bryant	DT	6'1	325	Jr.	N. Charleston, S.C. (Ft. Dorchester)
56	Kollin Byers	OL	6'4	276	Fr.	Shelby, N.C. (Crest)
73	Justin Chase	OT	6'5	302	R- Fr.	Chesapeake, Va. (Great Bridge)
9	Bradley Chubb	DE	6'4	275	Sr.	Marietta, Ga. (Hillgrove)
90	A.J. Cole III	P	6'4	230	Jr.	College Park, Ga. (Woodward Acad)
21	Erin Collins	RB	6'1	200	Fr.	Plant City, Fla. (Armwood)
48	Cole Cook	TE	6'6	250	Gr.	Carrollton, Ga. (Carrollton)
14	Woody Cornwell	QB	6'2	210	R- Jr.	Lake Junaluska, N.C. (Tuscola)
33	Dalton Counts	SAF	6'0	211	Fr.	Raleigh, N.C. (Garner)
47	Caymon Czesak	NIC	6'2	200	Fr.	Wilmington, N.C. (Laney)
31	Tyler Dabbs	WR	5'9	192	R- Fr.	Eden, N.C. (Morehead)
38	Will Dabbs	SAF	5'10	197	R- Fr.	Eden, N.C. (Morehead)
64	Peter Daniel	OT	6'6	305	R- Gr.	Raleigh, N.C. (Broughton)
47	Damien Darden	TE	6'3	250	Fr.	Pikeville, N.C. (Aycok)
46	Logan DeBoer	FB	6'1	235	R- Fr.	Pittsburgh, Pa. (Montour/Fork Union)
41	Will Eason	RB	5'7	173	R- Fr.	Charlotte, N.C. (Mallard Creek)
86	Emeka Emezie	WR	6'3	209	Fr.	Waxhaw, N.C. (Marvin Ridge)
66	Joshua Fedd-Jackson	OT	6'3	336	Fr.	Montvale, N.J. (St. Joseph)
4	Jerod Fernandez	LB	6'0	227	R- Sr.	Sanford, Fla. (Lake Mary)
15	Ryan Finley	QB	6'4	210	Gr. (Jr.)	Phoenix, Az. (Boise St./Paradise Vall)
82	Max Fisher	WR	6'3	205	Fr.	Up. Marlboro, Md (Gonzaga Coll.)
68	Charles Fletcher	OL	6'2	273	Fr.	Greenville, N.C. (Rose)
90	Ben "Shug" Frazier	DT	6'3	316	R-Fr.	Buford, Ga. (Buford)
25	Reggie Gallaspy II	RB	5'11	225	Jr.	High Point, N.C. (S. Guilford)
76	Harrison Gee	OG	6'3	301	R-Fr.	Burlington, N.C. (Walter Williams)
73	Grant Gibson	DT	6'1	295	Fr.	Charlotte, N.C. (Mallard Creek)
99	Trenton Gill	P	6'4	187	Fr.	Hillsborough, N.C. (Cedar Ridge)
93	Noah Giroux	PK	6'0	205	Fr.	Garner, N.C. (Garner)
37	Vernon Grier	DB	5'10	180	R-So.	Charlotte, N.C. (Mallard Creek)
11	Stephen Griffin	SAF	6'2	205	Jr.	Charlotte, N.C. (South Meck/Tenn)
57	Tyler Griffiths	LS	6'2	230	Jr.	Indian Trail, N.C. (Sun Valley)
3	Kelvin Harmon	WR	6'3	213	So.	Palmyra, N.J. (Palmyra)
98	B.J. Hill	DT	6'4	315	Sr.	Oakboro, N.C. (W. Stanley)
7	Nyheim Hines	RB	5'9	197	Jr.	Garner, N.C. (Garner)
55	Deonte Holden	DE	6'4	247	Gr./R-Jr.	Landover, Md. (Dematha Catholic)
15	Chris Ingram	CB	6'0	180	Fr.	Mooresville, N.C. (Mooresville)
96	Dante Johnson	DT	6'3	264	Fr.	Apopka, Fla. (Wekiva)
27	Justin Jones	DT	6'2	312	Sr.	Austell, Ga. (S. Cobb)
53	Tyler Jones	OT	6'3	300	R-Jr.	Stone Mountain, Ga. (Stephenson)
79	Ben Kaiser	OG	6'3	292	R-Sr.	Pasadena, Calif. (Pas CC/S. Pasadena)
52	Ibrahim Kante	DE	6'5	235	Fr.	New York, N.Y. (Trinity Pawling)

No.	Name	Pos.	Hgt.	Wgt.	Cl.	Hometown, (Last School)
34	Tim Kidd-Glass	SAF	6'1	202	So.	Danville, Va. (George Washington)
26	Nicholas Lacy	CB	5'7	182	R-Sr.	Pinehurst, N.C. (Pinecrest)
10	Micah Leon	QB	6'5	205	Fr.	Boca Raton, Fla. (Boynton Beach)
6	Gavin Locklear	WR	5'10	195	R-Sr.	Apex, N.C. (Apex)
12	Stephen Louis	WR	6'2	217	R-Jr.	W. Palm Beach, Fla. (PB Lakes)
97	Xavier Lyas	DE	6'4	215	Fr.	Plant City, Fla. (Durant)
37	Jessie Malit	DE	6'3	215	Fr.	Concord, N.C. (Cox Mill)
35	Jackson Maples	PK	5'10	195	R-Jr.	West End, N.C. (Pinecrest)
2	Jalan McClendon	QB	6'5	221	R-Jr.	Charlotte, N.C. (W. Mecklenburg)
21	Nick McCloud	CB	6'1	189	So.	Rock Hill, S.C. (S. Pointe)
74	Emanuel McGirt, Jr.	OT	6'6	300	R-So.	Durham, N.C. (Hillside)
13	Matthew McKay	QB	6'3	200	Fr.	Raleigh, N.C. (Wakefield)
11	Jakobi Meyers	WR	6'2	203	R-So.	Lithonia, Ga. (Arabia Mountain)
36	Brock Miller	LB	6'3	231	R-Fr.	Port St. Lucie, Fla. (Carroll Catholic)
58	Airius Moore	LB	6'0	235	Sr.	Beavercreek, Ohio (Beavercreek)
41	Isaiah Moore	LB	6'3	224	Fr.	Chester, Va. (Bird)
31	Jarius Morehead	SAF	6'1	217	R-So.	Whitsett, N.C. (E. Guilford)
13	Stephen Morrison	SAF	5'11	201	R-Jr.	Weddington, N.C. (Weddington)
92	Larrell Murchison	DT	6'4	277	Jr.	Elizabethtown, N.C. (Louisburg/E. Bladen)
27	Dakwa Nichols	RB	5'9	195	R-Gr.	Rockingham, N.C. (Rockingham)
60	Grant Pacanovsky	DL	6'0	265	R-Fr.	Cary, N.C. (Green Hope)
28	Dylan Parham	TE	6'4	224	R-Fr.	Raleigh, N.C. (Southeast)
10	Freddie Phillips, Jr.	NIC	6'1	210	Jr.	Pelion, S.C. (Pelion)
43	David Pierson	LB	6'0	232	R-Fr.	Wendell, N.C. (Jireh Prep)
3	Germaine Pratt	LB	6'3	235	R-Jr.	High Point, N.C. (Central)
70	Terronne Prescod	OG	6'5	331	R-Jr.	Decatur, Ga. (Columbia)
50	Jackson Quiggle	LS	5'10	205	R-Fr.	Sanford, N.C. (Southern Lee)
85	JuMichael Ramos	WR	6'2	200	R-Gr.	Lovejoy, Ga. (Lovejoy)
28	Damontay Rhem	RB	5'11	221	R-So.	Wendell, N.C. (UNCP/E. Wake)
54	Will Richardson	OT	6'6	322	R-Jr.	Burlington, N.C. (Cummings)
19	C.J. Riley	WR	6'4	204	R-Fr.	Coconut Creek, Fla. (N. Broward Prep)
95	Tyrone Riley	DE	6'6	285	R-So.	Savannah, Ga. (Calvary Day School)
30	Nakia Robinson, Jr.	RB	5'11	193	Fr.	Miami, Fla. (Miami Jackson)
45	Darian Roseboro	DE	6'4	287	Jr.	Lincolnton, N.C. (Lincolnton)
89	Thomas Ruocchio	TE	6'3	245	R-Fr.	Raleigh, N.C. (Cardinal Gibbons)
59	Liam Ryan	OL	6'2	300	Fr.	Cary, N.C. (Fork Union/Cary)
1	Jaylen Samuels	H	5'11	228	Sr.	Charlotte, N.C. (Mallard Creek)
29	Raven Saunders	LB	6'1	220	Fr.	Riviera Beach, Fla. (Dwyer)
71	Joe Sculthorpe	C	6'3	307	R-Fr.	Hampstead, N.C. (Topsail)
44	Bryan Smith	DE	6'2	259	R-Gr.	Oxford, N.C. (Webb)
39	James Smith-Williams	DE	6'4	247	R-So.	Raleigh, N.C. (Millbrook)
62	Bryson Speas	OL	6'4	265	Fr.	Greensboro, N.C. (Dudley)
22	Isaiah Stallings	SAF	6'4	220	R-Fr.	Fayetteville, N.C. (Terry Sanford)
83	Daeshawn Stephens	WR	6'1	214	RS - Fr.	Durham, N.C. (Hillside)
49	Matt Stevens	LB	6'0	228	RS - Fr.	Charlotte, N.C. (Hough)
2	Mike Stevens	CB	5'11	190	Sr.	Charlotte, N.C. (Davidson Day)
35	Kentavius Street	DE	6'2	287	Sr.	Greenville, N.C. (Rose)
87	Thayer Thomas	WR	6'1	180	Fr.	Wake Forest, N.C. (Heritage)
8	Maurice Trowell	WR	5'11	196	RS - Jr.	Durham, N.C. (Southern Durham)
30	James Valdez	CB	5'11	193	RS - Fr.	Orangeburg, S.C. (Wilkinson)
72	Philip Walton, Jr.	OT	6'7	305	RS - So.	Charlotte, N.C. (Charlotte Christian)
78	Aaron Wiltz	OG	6'5	307	RS - So.	Baton Rouge, La. (Catholic)
38	Carson Wise	PK	5'10	170	Gr./R-Jr.	Blacksburg, Va. (Blacksburg/VT/CN)
67	Justin Witt	OT	6'6	296	RS - Fr.	Chicago, Ill. (Lincoln-Way West)
14	Dexter Wright	SAF	6'2	232	RS - Jr.	Wilson, N.C. (Hunt)

9/2/17 • Bank of America Stadium • 50,367 • Charlotte, N.C. • Belk College Kickoff			
	RV/RV NC STATE	28	
	SOUTH CAROLINA	35	

CHARLOTTE - Despite a record-setting day by QB Ryan Finley and H Jaylen Samuels, NC State couldn't convert late in the fourth quarter and fell to South Carolina 35-28 in the Belk College Kickoff in Charlotte.

After South Carolina ran back the opening kickoff for a score, a back-and-forth first half saw the two teams tied 21-21 at the break. The Gamecocks scored 14 unanswered points in the third quarter before the Wolfpack punched the ball in on fourth down and pulled within seven with 12:21 left in the game. Neither team would score again.

Finley threw for a career-high 415 yards, while setting a school record with 45 completions (on 64 attempts). Jaylen Samuels tied Torry Holts school mark with 15 receptions.

Score by Quarters	1	2	3	4	Score	
NC State	14	7	0	7	--	28 Record: (0-1)
South Carolina	14	7	14	0	--	35 Record: (1-0)

Scoring Summary

1st 14:47 SC- Samuel, Deebo 97 yd. kickoff return (Woznick, A. kick)
 1st 8:56 NCS- Finley, Ryan 6 yd. run (Wise, C. kick), 14 ply, 75 yards TOP 5:51
 1st 3:53 SC- Dowdle 34 pass from Bentley (Woznick kick) 11 plys, 80 yds TOP 4:58
 1st 0:46 NCS- Hines, Nyheim 2 yd. run (Wise, C. kick), 9 ply 75 yds TOP 3:07
 2nd 10:02 SC- Deebo 6 pass from Bentley (Woznick, A. kick), TOP 3:18
 2nd 0:09 NCS- Meyers, J. 4 pass from Finley (Wise, C. kick) 10 ply, 79 yds TOP 1:38
 3rd 11:54 SC- Deebo 6 pass from Bentley (Woznick, A. kick) 3 ply, 51 yds, TOP 1:25
 3rd 9:08 SC- Dowdle 7 yd. run (Woznick, A. kick) 3 plays, 51 yards, TOP 1:25
 4th 12:21 NCS- Samuels 1 pass from Finley (Wise, C. kick) 9 plys, 46 yds, TOP 3:33

	NCSU	SC
FIRST DOWNS	29	12
RUSHES-YARDS	89	31
PASSING YARDS	415	215
ATT-COMP-INT	45-64-0	17-29-1
TOTAL OFFENSE	504	246
KICK RETURNS (#-YARDS)	2-39-0	4-141-1
PUNT RETURNS (#-YARDS)	3-40-0	3-26-0
INT RETURNS (#-YARDS)	1-0-0	0-0-0
PUNTS (#-AVG)	4-49.0	6-46.7
FUMBLES-LOST	2-2	0-0
PENALTIES-YARDS	8-65	6-45
TIME OF POSSESSION	36:41	23:19
THIRD DOWN CONVERSIONS	9-20	5-12
FOURTH-DOWN CONVERSIONS	2-4	0-0
RED ZONE SCORES/CHANCES	4-6	2-2
SACKS BY (#-YARDS)	2-18	4-26

RUSHING (Att-Yds-TD): NC State - Hines, N. 15-81-1; Gallaspy, R. 13-27-0;
South Carolina: Dowdle, R. 12-27-1

PASSING (C-A-YDS-I-TD): NC STATE - Finley, R. 45-64-415-0-2; **SOUTH CAROLINA:** Bentley, J. 17-29-215-1-3

RECEIVING (Rec-Yds-TD): NC State - Samuels, J. 15-85-1; Harmon, K. 10-114-0;
South Carolina - Deebo, S. 5-83-2; Edwards, B. 5-55-0

INTERCEPTIONS (#-Yds): NC State - Alston, J. 1-0; **South Carolina** - none

FUMBLES (#-Lost): NC State - Louis, S. 1-1; Finley, R. 1-1 **South Carolina** - none

TACKLES (Ht-Ast-Tot): NC State - Fernandez, J. 4-5-9; Morehead, J. 3-2-5; Pratt, G. 3-2-5; **South Carolina**- Brunson, T.J. 7-9-16; Lammons, Chris 4-4-8; Wonnum, D.J. 3-5-8

9/9/17 • Carter-Finley Stadium 57,430 • Raleigh, N.C.			
	NC STATE	37	
	SOUTH CAROLINA	20	

RALEIGH - NC State scored touchdowns on four straight possessions spanning the second and third quarters and captured a 37-20 win over visiting Marshall in the Wolfpack's 2017 home opener.

Down 13-3 in the second quarter, NC State scored five of the game's final six touchdowns. The key stretch came late in the second quarter, as the Wolfpack scored three touchdowns in the final 5:26 of the first half.

For the second straight game QB Ryan Finley threw for over 300 yards (341) and WR Kelvin Harmon had over 100 yards receiving (121).

Score by Quarters	1	2	3	4	Score	
NC State	3	20	7	7	--	37 Record: (1-1)
Marshall	10	10	0	0	--	20 Record: (1-1)

Scoring Summary

1st 10:15 NCS - Wise, C. 31 yd. field goal, 7-59 2:48
 6:23 MAR- Johnson 1 pass. from Litton, Chase (Kaare kick) 9-85 3:45
 3:09 MAR- Vedvik, Kaare 33 yd. field goal, 6-66 2:27
 2nd 8:20 MAR- Vedvik, Kaare 45 yd. field goal, 9-56 3:47
 5:26 NCS- Louis, S. 24 yd. pass from Finley, R. (Wise, C. kick), 6-68 2:48
 5:07 MAR- Brady 75 pass from Litton, Chase (Vedvik, Kaare kick) 1-75 0:12
 2:05 NCS- Samuels, J. 39 yd. pass from Finley, R. (Wise, C. kick) 8-80 2:56
 0:16 NCS- Harmon, 34 pass from Finley, R. (Wise, C. kick failed), 7-82 1:21
 3rd 7:58 NCS- Gallaspy, R. 1 yd. run (Wise, C. kick), 13-70 6:56
 4th 3:58 NCS- Gallaspy, R. 23 yd. run (Wise, C. kick), 1-23 0:06

	NCSU	MAR
FIRST DOWNS	23	18
RUSHES-YARDS	144	101
PASSING YARDS	341	250
Att-Comp-Int	36-20-0	43-26-1
TOTAL OFFENSE	485	451
KICK RETURNS (#-Yards)	4-94	7-112
PUNT RETURNS (#-Yards)	0-0	0-0
INT RETURNS (#-Yards)	1-4	0-0
PUNTS (#-Avg)	4-42.2	4-44.5
FUMBLES-LOST	0-0	1-1
PENALTIES-YARDS	3-33	9-96
TIME OF POSSESSION	30:57	29:03
THIRD-DOWN CONVERSIONS	3-10	6-15
FOURTH-DOWN CONVERSIONS	1-2	1-2
RED-ZONE SCORES/CHANCES	2-3	2-3
SACKS BY (#-YARDS)	1-11	2-9

RUSHING (Att-Yds-TD): NC State - Gallaspy, R. 12-61-2; Finley, R. 5-42-0; **Marshall:** Davis, K. 8-74-0; Anderson, A. 4-20-0


PASSING (C-A-YDS-I-TD): NC State - Finley, R. 29-36-341-0-3; **Marshall:** Chase, L. 26-43-350-1-2

RECEIVING (Rec-Yds-TD): NC State - Harmon, K. 9-121-1; Louis, S. 5-73-1; Samuels, J. 5-60-1; **Marshall:** Brady, T. 11-248-1; Williams, M. 4-46-0; Johnson, W. 4-20-1

INTERCEPTIONS (#-Yds): NC State - Moore, A. 1-4; **Marshall** - none

FUMBLES (#-Lost): NC State - None; **Marshall:** Rodriguez, T. 1-1

TACKLES (Ht-Ast-Tot): NC State - Chubb, B. 6-1-7; Alston, J. 5-2-7; Fernandez, J. 3-4-4 ; **Marshall:** Gant, M. 9-8-17; Hernandez, F. 2-8-10; Hancock, C. 2-8-10

9/16/17 • Carter-Finley Stadium • 56,166 • Raleigh, N.C.			
	NC STATE		49
	FURMAN		16

RALEIGH - NC State scored a touchdown on four of its five first-half offensive possessions and defeated visiting Furman, 49-16, Saturday afternoon at Carter-Finley Stadium.

H-Back Jaylen Samuels finished with three rushing scores, nickel Shawn Boone returned a third quarter interception 47 yards for a score, and QB Ryan Finley extended his interception-free streak to 192 attempts dating back to last season.

Score by Quarters	1	2	3	4	Score	
NC State	14	14	21	0	--	49
Furman	3	10	0	3	--	16
						Record: (2-1)
						Record: (0-3)

Scoring Summary

1st 09:53 FUR - Atkins, Grayson 46 yd. Field goal, 11-47 5:07
 04:46 NCS - Samuels, J. 2 yd. run (Wise, C. kick), 12-75 5:07
 00:43 NCS - Ramos, J. 30 yd. pass from Finley. (Wise, C. kick), 7-60 2:39
 2nd 12:24 FUR - Atkins, Grayson 34 yd. field goal, 9-58 3:19
 09:34 NCS - Samuels, J. 1 yd. run (Wise, C. kick), 6-42 2:38
 02:35 FUR - Schumpert 71 pass from Blazejewski (Atkins kick) 4-93 1:37
 00:18 NCS - Samuels, J. 1 yd. run (Wise, C. kick), 11-76 2:11
 3rd 07:10 NCS - Hines, N. 28 yd. run (Wise, C. kick), 4-49 1:27
 01:58 NCS - Nichols, D. 9 yd. run (Wise, C. kick), 2-23 0:29
 4th 13:36 FUR - Atkins, Grayson 46 field goal, 8-46 3:22

	NCSU	FUR
FIRST DOWNS	25	16
RUSHES-YARDS	242	133
PASSING YARDS	248	196
Att-Comp-Int	30-24-0	19-11-1
TOTAL OFFENSE	490	329
KICK RETURNS (#-Yards)	3-91	2-41
PUNT RETURNS (#-Yards)	0-0	0-0
INT RETURNS (#-Yards)	1-47	0-0
PUNTS (#-Avg)	3-37.7	3-40.0
FUMBLES-LOST	1-0	2-2
PENALTIES-YARDS	5-50	1-5
TIME OF POSSESSION	29:16	30:44
THIRD-DOWN CONVERSIONS	7-11	8-16
FOURTH-DOWN CONVERSIONS	0-0	0-1
RED-ZONE SCORES/CHANCES	4-5	0-0
SACKS BY (#-YARDS)	2-5	1-12

RUSHING (Att-Yds-TD): NC State - Hines, N. 11-92-1; McClendon, J. 6-67-0; Nichols, D. 6-38-1; **Furman:** Triston, L. 4-50-0; Dirks, K. 7-34-0

PASSING (C-A-YDS-I-TD): NC State - Finley, R. 22-27-231-0-1; McClendon, J. 2-3-17-0-0; **Furman:** Blazejewski, PJ. 9-17-180-1-1

RECEIVING (Rec-Yds-TD): NC State - Samuels, J. 6-75-0; Louis, S. 6-56-0; **Furman:** Schumpert, A. 4-107-1; Luke, T. 2-16-0

INTERCEPTIONS (#-Yds): NC State - Boone, J. 1-47; **Furman** - none

FUMBLES (#-Lost): NC State - 1-0; **Furman:** 2-2

TACKLES (Ht-Ast-Tot): NC State - CRoseboro, D. 3-6-9; Moore, A. 4-4-8; Jones, J. 4-3-7; **Furman:** Annoor, A. 6-7-13; Okeh, B. 2-4-6; Ellis, R. 2-4-6

9/23/17 • Doak Campbell Stadium • 73,541 • Tallahassee, Fla.			
	NC STATE		27
	11/12 FLORIDA STATE		21

TALLAHASSEE, FLA. - Leading from start to finish, NC State opened the ACC portion of its schedule with a 27-21 win at No. 12 Florida State in Tallahassee. The Wolfpack (3-1, 1-0 ACC) jumped out to a 10-0 lead after the first quarter, and a fourth quarter touchdown with 9:16 left gave the Pack its first road win over a ranked foe since 2008.

NC State opened the scoring with a 10-0 lead after a pair of scores on its first two possessions of the game - a 24-yard Carson Wise field goal then a two-yard Jaylen Samuels TD run. Florida State answered with a touchdown early in the second quarter, only to be answered by Jakobi Meyers' 71-yard catch and run with 1:34 left. FSU added a field goal seconds before the half, as NC State had a 17-10 halftime lead.

The teams traded field goals in the third quarter, as the Pack held a 20-13 lead going into the fourth. FSU cut the lead to 20-16 with a field goal, but Samuels scored his second TD of the game on the next possession to increase the lead. FSU added a safety and another field goal to cut the lead to 27-21 with 3:01 left, but NC State got a first down and kept possession the rest of the game.

Score by Quarters	1	2	3	4	Score	
NC State	10	7	3	7	--	27
Florida State	0	10	3	8	--	21
						Record: (3-1)
						Record: (0-2)

Scoring Summary

1st 08:09 NCS - Wise, C. 24 yd field goal 12 plays, 58 yards, 4:34
 03:20 NCS - Samuels 2 yd run (Wise kick), 10 plays, 76 yards, 4:28
 2nd 12:24 FSU - Tate 4 pass from Blackman (Aguayo kick) 12 plays, 75 yds, 5:56
 2nd 01:34 NCS - Meyers 71 pass from Finley (Wise kick) 4 plays, 80 yards, TOP 1:33
 2nd 00:05 FSU - Aguayo, R 37 yd field goal 10 plays, 39 yards, TOP 1:24
 3rd 11:33 FSU - Aguayo, R 36 yd field goal 6 plays, 44 yards, TOP 1:58
 3rd 06:06 NCS - Wise, C. 30 yd field goal 11 plays, 63 yards, TOP 5:27
 4th 14:08 FS - Aguayo, R 37 yd field goal 7 plays, 68 yards, TOP 3:06
 4th 09:16 NCS - Samuels 14 pass from Finley (Wise kick) 10 plays, 75 yds, 4:52
 4th 06:26 FS - TEAM 4 yd safety
 4th 03:01 FS - Aguayo, R 34 yd field goal 4 plays, 6 yards, TOP 0:30

	NCSU	FSU
FIRST DOWNS	21	15
RUSHES-YARDS	110	104
PASSING YARDS	225	278
Att-Comp-Int	33-23-0	39-22-0
TOTAL OFFENSE	365	382
KICK RETURNS (#-Yards)	1-21	3-100
PUNT RETURNS (#-Yards)	0-0	4-38
INT RETURNS (#-Yards)	0-0	0-0
PUNTS (#-Avg)	5-32.2	4-47.2
FUMBLES-LOST	0-0	1-1
PENALTIES-YARDS	6-41	11-93
TIME OF POSSESSION	33:23	26:38
THIRD-DOWN CONVERSIONS	5-12	4-14
FOURTH-DOWN CONVERSIONS	1-1	1-2
RED-ZONE SCORES/CHANCES	4-4	5-6
SACKS BY (#-YARDS)	4-21	1-1

RUSHING (Att-Yds-TD): NC State - Hines, N. 24-94-0; Samuels 5-11-1; **FSU:** Akers, C. 12-55-0; Patrick, J. 8-38-0


PASSING (C-A-YDS-I-TD): NC State - Finley, R. 22-32-230-0-2; Samuels, J. 1-1-25-0-0; **FSU:** Blackman, J. 22-28-278-1

RECEIVING (Rec-Yds-TD): NC State - Meyers, J. 5-112-1; Samuels, J. 12-64-1; **FSU:** Tate, A. 9-38-1; Campbell, G. 3-85-0

INTERCEPTIONS (#-Yds): NC State - none; **FSU** - none

FUMBLES (#-Lost): NC State -none; **FSU:** 1-1

TACKLES (Ht-Ast-Tot): NC State - Fernandez, J. 3-6-9; Alston, J. 5-2-7; Chubb, B. 5-2-7; **FSU:** Hoskins, R. 5-4-9; James, D. 5-3-8; Marshall, T. 4-2-6

9/30/17 • Carter-Finley Stadium • 56,197 • Raleigh, N.C.			
	NC STATE		33
	SYRACUSE		25

RALEIGH, N.C. – Leading from start to finish for the second week in a row, NC State started ACC play 2-0 with a 33-25 home win over Syracuse.

Celebrating its annual Military Appreciation Day, NC State came out of the gates hot and scored on each of its first five possessions in building a 26-7 halftime lead. PK Carson Wise hit back-to-back field goals to start the scoring, and Ryan Finley found Stephen Louis for a 20-yard TD pass to cap the first quarter scoring as the Pack jumped out to a 13-0 lead.

Syracuse got on the scoreboard early in the second quarter, but NC State notched back-to-back TD runs - Reggie Gallaspy 10 yards and Jaylen Samuels 16 yards - to close out the first half scoring.

Syracuse scored 10 unanswered points in the third quarter, cutting NC State's lead to 26-17 entering the fourth. The Pack iced the game on the first possession of the fourth, when Nyheim Hines punched in a 1-yard score with just over nine minutes to play.

Syracuse tacked on another TD with under five minutes left and cut the lead to a single possession, but after a missed onside kick, NC State ran out the clock the rest of the way with a pair of first downs to improve to 3-0 at home.

Score by Quarters	1	2	3	4	Score	
NC State	13	13	0	7	--	33
Syracuse	0	7	10	8	--	25
						Record: (4-1)
						Record: (2-3)

Scoring Summary

1st 08:01 NCS Wise 26 FG, 15-57, 6:59
 04:44 NCS Wise 48 FG, 7-26, 2:47
 00:25 NCS Louis 20 pass from Finley (Wise kick), 5-70, 1:04
 2nd 12:12 SU - Dungey 7 run (Murphy kick), 10-75, 3:13
 09:50 NCS - Gallaspy 10 run (Wise kick failed), 5'75, 2:22
 02:21 NCS - Samuels 16 run (Wise kick), 10-83, 5:26
 3rd 12:00 SU - Dungey 1 run (Murphy kick), 9-78, 2:56
 02:34 SU - Hofrichter 38 FG, 13-69, 4:58
 4th 09:52 NCS - Hines 1 run (Wise kick), 10-65, 5:02
 04:39 SU - Ishmael 10 pass from Dungey (Dungey rush), 5-33, 1:03

	NCSU	SYR
FIRST DOWNS	29	20
RUSHES-YARDS	47-256	30-59
PASSING YARDS	206	385
Att-Comp-Int	34-21-0	48-30-1
TOTAL OFFENSE	462	444
KICK RETURNS (#-Yards)	2-33	4-57
PUNT RETURNS (#-Yards)	0-0	2-32
INT RETURNS (#-Yards)	1-0	0-0
PUNTS (#-Avg)	4-51.8	3-47.0
FUMBLES-LOST	0-0	0-0
PENALTIES-YARDS	6-49	12-93
TIME OF POSSESSION	36:29	23:31
THIRD-DOWN CONVERSIONS	3-12	7-17
FOURTH-DOWN CONVERSIONS	2-2	3-5
RED-ZONE SCORES/CHANCES	5-6	4-6
SACKS BY (#-YARDS)	3-24	0-0

RUSHING (Att-Yds-TD): NC State - Hines, N. 9-115-1; Samuels, J. 9-74-; Gallaspy, R. 10-33-1; **Syracuse:** Dungey, E. 16-44-2; Elmore, C. 5-14-0

PASSING (C-A-YDS-I-TD): NC State - Finley, R. 20-33-186-0-1; Locklear, G. 1-1-20-0-0; **Syracuse:** Dungey, E. 30-47-385-1-1

RECEIVING (Rec-Yds-TD): NC State - Louis, S. 4-67-1; Meyers, J. 7-57-0; **Syracuse:** Phillips, E. 17-188-0; Ishmael, S. 6-120-1

INTERCEPTIONS (#-Yds): NC State - Alston, J. 1-0; **Syracuse** - none

TACKLES (Ht-Ast-Tot): NC State -Fernandez, J. 7-7-14; Chubb, B. 3-5-8; Morehead, J. 6-2-8; **Syracuse:** Bennet, P. 6-7-13; Franklin, Z. 3-8-11; Forster, E. 6-2-8

10/5/17 • Carter-Finley Stadium • 56,107 • Raleigh, N.C.			
	24/24 NC STATE		33
	17/17 LOUISVILLE		25

RALEIGH, N.C. – No. 24 NC State scored TDs on back-to-back drives and clinched the game on a 25-yard interception return for another score to win its fifth straight game and defeat No. 17 Louisville.

After a scoreless first quarter in the first battle of ranked foes at Carter-Finley since 2000, the two teams combined for 27 points in the second quarter. The scoring started when NC State's Ryan Finley found Kelvin Harmon for a 48-yard score.

Louisville answered with a 23-yard Lamar Jackson to Seth Dawkins TD to even the game at 7-7. The Pack tacked on a field goal and then Nyheim Hines scampered in for an 11-yard score with 1:47 left before the half. The Cardinals kicked a field goal to end the opening 30 minutes, as NC State held a 17-10 lead.

After Louisville cut the score to 17-13 late in the third quarter, the Wolfpack scored touchdowns on two straight drives, with 1:35 left in the third quarter and then five minutes into the fourth, to go up 32-19 with 10:07 remaining after a two-point conversion.

Louisville got the game to a single-possession contest with a TD with 4:10 left at 32-25. After holding the Pack to a three-and-out, Louisville got the ball back with 3:07 left but pinned back at their 10-yard line. After an incomplection, LB Germaine Pratt picked off a Louisville pass and returned it 25 yards for the game clinching score with just under three minutes left.

Score by Quarters	1	2	3	4	Score	
NC State	0	17	7	15	--	39
Louisville	0	10	3	12	--	25
						Record: (5-1)
						Record: (4-2)

Scoring Summary

2nd 11:47 NCS- Harmon 48 pass from Finley (Wise kick), 5-59, 1:42
 7:27 LOU- Dawkins 23 pass from Jackson (Creque kick), 9-75, 4:20
 5:03 NCS- Wise 21 FG, 6-87, 2:21
 1:47 NCS- Hines 11 run (Wise kick), 7-77, 1:36
 0:00 LOU- Creque 28 FG, 11-68, 1:42
 3rd 5:16 LOU- Creque 38 FG, 8-49, 3:59
 1:35 NCS- Hines 7 run (Wise kick), 9-78, 3:36
 4th 12:39 LOU-Jackson 4 run (Jackson pass failed), 9-62, 3:48
 10:07 NCS- Gallaspy 3 run (Hines pass from Finley), 5-45, 2:22
 4:10 LOU- Jackson 3 run (Creque kick blocked), 7-80, 2:04
 2:52 NCS- Pratt 25 INT return (Wise kick),

	NCSU	LOU
FIRST DOWNS	23	25
RUSHES-YARDS	153	116
PASSING YARDS	367	354
Att-Comp-Int	20-32-0	26-48-1
TOTAL OFFENSE	520	470
KICK RETURNS (#-Yards)	4-105	3-71
PUNT RETURNS (#-Yards)	2-3	0-0
INT RETURNS (#-Yards)	1-25	0-0
PUNTS (#-Avg)	3-45.0	5-40.6
FUMBLES-LOST	2-1	0-0
PENALTIES-YARDS	6-50	10-69
TIME OF POSSESSION	30:33	29:27
THIRD-DOWN CONVERSIONS	5-12	9-16
FOURTH-DOWN CONVERSIONS	1-1	0-1
RED-ZONE SCORES/CHANCES	4-6	3-4
SACKS BY (#-YARDS)	4-24	0-0

RUSHING (Att-Yds-TD): NC State - Hines, N. 18-102-2; Gallaspy, R. 8-31-1; **Louisville** - Jackson, L. 19-73-2; Williams, M. 6-30-0

PASSING (C-A-YDS-I-TD): NC State - Finley, R. 20-31-367-0-1; **Louisville** - Jackson, L. 26-47-354-1-1

RECEIVING (Rec-Yds-TD): NC State - Harmon, K. 6-133-1; Samuels, J. 7-104-0; Louis, S. 3-99-0; **Louisville** - Fitzpatrick, D. 10-134-1; Dawkins, S. 5-133-1; Reed, C. 3-41-0

FUMBLES (#-Lost): NC State -2-1; **Louisville**- 0-0

INTERCEPTIONS (#-Yds): NC State - Pratt 1-25-1; **Louisville**- none

TACKLES (Ht-Ast-Tot): NC State -Morehead, J. 7-4-11; Moore, A. 4-4-8; Fernandez, J. 3-4-7; **Louisville**- Young, T. 3-5-8; Williams, C. 3-4-7; Etheridge, D. 1-5-6

10/14/17 • Heinz Field • 41,124 • Pittsburgh, Pa.		
	20/20 NC STATE	35
	PITT	17

PITTSBURGH, PA. – A stout third quarter defense and back-to-back touchdown drives in the third and fourth quarter led No. 20 NC State to its sixth straight win at Pittsburgh. The Wolfpack starts 4-0 in conference action for the first time since the 2002 season, and also reaches bowl eligibility in the fewest games since that same season.

NC State broke a 14-14 tie with 14 unanswered points spanning the third and fourth quarters. First Jakobi Meyers caught a three-yard Ryan Finley TD pass and Jaylen Samuels rushed in from a yard out on the next possession to build the Pack's lead to 28-14 early in the fourth.

In the third quarter, NC State limited Pitt to just 47 yards of offense (5 rushing, 41 passing), and caused three three-and-outs on the Panthers' four drives.

After a Pitt field goal, NC State iced the game with a 40-yard Samuels TD rush with 2:01 left.

Pitt opened the scoring with a 33-yard TD pass with five minutes to go in the first quarter, the first time NC State faced a deficit in ACC play this year.

But the Wolfpack answered with back-to-back explosive plays from RB Nyheim Hines. First it was an 83-yard TD run - the seventh-longest rush in school history - then on his next touch he returned a punt 92-yards for his second TD. That was the second-longest PR in school history and the longest since 1926.

Score by Quarters	1	2	3	4	Score	
NC State	14	0	7	14	--	35 Record: (6-1)
Pitt	7	7	3	3	--	17 Record: (2-5)

Scoring Summary

1st 5:05 Pitt - Weah 33 pass from DiNucci (Kessman kick), 5-42, 2:32
 4:37 NCSU - Hines 83 run (Wise kick), 2-83, 0:28
 0:55 NCSU - Hines 92 punt return (Wise Kick)
 2nd 2:38 Pitt - Hall 1 run (Kessman kick), 10-69, 5:19
 2:32 NCSU - Meyers 3 pass from Filey (Wise hit), 5-86, 2:00
 4th 11:55 NCSU - Samuels 1 run (Wise kick), 9-73, 3:54
 7:56 Pitt - Kessman 43 field goal, 9-51, 3:59
 2:01 NCSU - Samuels 40 run (Wise kick), 6-59, 1:26

	NCSU	PITT
FIRST DOWNS	18	20
RUSHES-YARDS	248	95
PASSING YARDS	198	231
Att-Comp-Int	14-25-0	24-45-1
TOTAL OFFENSE	446	326
KICK RETURNS (#-Yards)	1-15	5-85
PUNT RETURNS (#-Yards)	2-94	2-33
INT RETURNS (#-Yards)	1-0	0-0
PUNTS (#-Avg)	6-44.7	7-39.6
FUMBLES-LOST	0-0	2-1
PENALTIES-YARDS	3-39	1-10
TIME OF POSSESSION	25:02	34:58
THIRD-DOWN CONVERSIONS	5-13	4-15
FOURTH-DOWN CONVERSIONS	0-1	0-1
RED-ZONE SCORES/CHANCES	2-3	1-1
SACKS BY (#-YARDS)	1-12	0-0

RUSHING (Att-Yds-TD): NC State - Hines, N. 16-135-1; Samuels, J. 6-62-2; **Pitt** - Pickett, K. 4-18-0; Hall, D. 9-17-1

PASSING (C-A-YDS-I-TD): NC State - Finley, R. 14-25-198-0-1; **Pitt:** DiNucci, B. 19-32-170-1-1

RECEIVING (Rec-Yds-TD): NC State - Harmon, K. 3-113-0; Meyers, J. 5-52-1; **Pitt** - Weah, J. 7-106-1; Araujo-Lopes, R. 6-54-0

FUMBLES (#-Lost): NC State -NC State- none; **Pitt** - 2-1 -

INTERCEPTIONS (#-Yds): NC State - Stevens, M. 1-0; **Pitt** - none

TACKLES (Ht-Ast-Tot): NC State -Pratt, G. 4-5-9; Alston, J. 5-2-7; McCloud, N. 2-4-6; **Pitt** - Hamlin, D. 8-0-8; Whitehead, J. 4-2-6; Idowu, O. 2-4-6

18 2017 WOLFPACK FOOTBALL

10/28/17 • Notre Dame Stadium • 41,124 • South Bend, Ind.		
	14/15 NC STATE	14
	9/10 NOTRE DAME	35

SOUTH BEND, IND. – After NC State (6-2) took a 14-7 lead on the second play of the second quarter, Notre Dame (7-1) scored 28 unanswered points and snapped the Pack's six-game winning streak with a 35-14 win in South Bend on Saturday.

The Wolfpack started the scoring five minutes into the game, DE James Smith-Williams blocked a Notre Dame punt, and LB Germaine Pratt fell on the ball in the end zone to give the Pack a 7-0 lead. The Irish answered on the ensuing drive, going 60 yards in two plays to tie the game 7-7.

NC State once again grabbed the lead, this time on the second play of the second quarter. QB Ryan Finley found WR Kelvin Harmon from 15 yards out. The Irish then scored 14 unanswered and held a 21-14 lead.

Notre Dame would tack on a pair of TDs in the third quarter to go ahead 35-14.

Score by Quarters	1	2	3	4	Score	
NC State	7	7	0	0	--	14 Record: (6-3)
Notre Dame	7	14	14	0	--	35 Record: (7-1)

Scoring Summary

1st 10:05 NCSU - Pratt 0 yd blocked punt return (Wise kick),
 9:36 ND - Smythe 25 pass from Wimbush (Yoon kick), 2-60, 0:29
 2nd 14:48 NCST - Harmon 15 pass from Finley (Carson kick), 7-71, 2:46
 9:37 ND - Wimbush 3 run (Yoon kick), 14-72, 5:11
 5:30 ND - Stepherson 11 pass from Wimbush (Yoon kick), 8-60, 2:18
 3rd 12:05 ND - Love 69 yd interception return (Yoon kick)
 4:11 ND - Adams 77 run (Yoon kick), 2-7, 0:16

	NCSU	ND
FIRST DOWNS	14	25
RUSHES-YARDS	24-50	54-318
PASSING YARDS	213	104
Att-Comp-Int	17-37-1	10-19-0
TOTAL OFFENSE	263	422
KICK RETURNS (#-Yards)	5-118	3-73
PUNT RETURNS (#-Yards)	2-22	3-11
INT RETURNS (#-Yards)	0-0	1-69
PUNTS (#-Avg)	8-44.5	7-34.6
FUMBLES-LOST	1-0	0-0
PENALTIES-YARDS	12-89	4-29
TIME OF POSSESSION	25:43	34:17
THIRD-DOWN CONVERSIONS	5-16	9-16
FOURTH-DOWN CONVERSIONS	0-2	0-0
RED-ZONE SCORES/CHANCES	1-2	2-3
SACKS BY (#-YARDS)	2-7	1-6

RUSHING (Att-Yds-TD): NC State - Gallaspy, R. 11-47-0; Samuels, J. 8-18-0; **Notre Dame:** Adams, J. 27-202-1; McIntosh, D. 11-63-0; Wimbush, B. 7-21-1

PASSING (C-A-YDS-I-TD): NC State - Finley, R. 17-37-213-1-1; **Notre Dame:** Wimbush, B. 10-19-104-0-2

RECEIVING (Rec-Yds-TD): NC State - Harmon, K. 7-97-1; Louis, S. 2-56-0; **No-**
tre Dame - Smythe, D. 3-52-1; Stephenson, K. 2-24-1

FUMBLES (#-Lost): NC State -none; **Notre Dame**- none

INTERCEPTIONS (#-Yds): NC State - none; **Notre Dame** - LOVE, J. 1-69

TACKLES (Ht-Ast-Tot): NC State -Fernandez, J. 7-6-13; Pratt, G. 4-48; Chubb, B. 5-3-8; **Notre Dame**- Coney, T. 5-4-9; Tranquill, D. 3-4-7; Morgan, N. 2-4-6

11/4/17 • Carter-Finley Stadium • 57,600 • Raleigh, N.C.			
	20/19 NC STATE		31
	6/5 CLEMSON		38

RALEIGH, N.C. – NC State went into halftime with a slight lead, but Clemson outscored NC State 21-10 in the second half to claim a 38-31 win at Carter-Finley Stadium.

The Tigers (8-1, 6-1 ACC) scored a pair of TDs in the third quarter. The Wolfpack (6-3, 4-1) cut the lead to seven just three minutes into the fourth, but Clemson turned a Pack interception into an insurance touchdown to go up 10 with just over six minutes left for the win.

After a NC State field goal cut it to 38-31 with 1:50 left, Clemson recovered the onside kick and ran the clock down to 1:31. Starting at its own 20-yard line, the Pack moved the ball to the Clemson 28, but was stopped on fourth down on the final play of the game.

The teams traded scores the entire first half, as the Pack went into halftime with a 21-17 lead. NC State started the scoring with a Ryan Finley to Kelvin Harmon 40-yard TD pass just two minutes into the game. Clemson answered with a 77-yard punt return for a score.

Jaylen Samuels scored the Pack's next two TDs, a 1-yard rush and a 7-yard reception – sandwiched around a Clemson TD – to give the Pack a 21-14 lead midway through the second quarter. The Tigers added a field goal five minutes before halftime.

Score by Quarters	1	2	3	4	Score	
NC State	14	7	0	10	--	31 Record: (6-3)
Clemson	7	10	14	7	--	38 Record: (8-1)

Scoring Summary

1st 13:09 NCSU - Harmon 40 pass from Finley (Wise kick), 3-40, 1:16
 08:59 CU - McCloud 77 punt return (Spence kick)
 2:25 NCSU - Samuels 1 run (Wise kick), 12-65, 6:34
 2nd 14:04 CU - Bryant 10 run (Spence kick), 12-71, 3:14
 9:29 NCSU - Samuels 7 pass from Finley (Wise kick), 10-75, 4:35
 5:15 CU - Spence 26 Field Goal, 11-68, 4:08
 3rd 3:31 CU - Cain 12 pass from Bryant (Spence kick), 9-49, 3:24
 0:00 CU - Fester 89 run (Spence kick), 1-89, 0:05
 4th 12:23 NCSU - Meyers 15 pass from Finley (Bambard kick), 6-65, 2:37
 6:31 CU - Bryant 1 run (Spence kick), 7-27, 3:03
 1:51 NCSU - Bambard 22 FG, 13-81, 4:34

	NCSU	CU
FIRST DOWNS	27	19
RUSHES-YARDS	34-153	35-224
PASSING YARDS	338	191
Att-Comp-Int	50-31-2	38-20-1
TOTAL OFFENSE	491	415
KICK RETURNS (#-Yards)	3-49	4-78
PUNT RETURNS (#-Yards)	0-0	2-81
INT RETURNS (#-Yards)	1-0	2-55
PUNTS (#-Avg)	5-49.2	5-38.3
FUMBLES-LOST	0-0	0-0
PENALTIES-YARDS	6-69	3-23
TIME OF POSSESSION	34:38	25:12
THIRD-DOWN CONVERSIONS	3-13	7-16
FOURTH-DOWN CONVERSIONS	2-3	2-2
RED-ZONE SCORES/CHANCES	4-5	4-4
SACKS BY (#-YARDS)	0-0	1-9

RUSHING (Att-Yds-TD): NC State - Samuels, J. 12-38-1; Finley, R. 8-35-0; **Clemson:** Feaster 7-105-1; Bryant, K. 20-88-2


PASSING (C-A-YDS-I-TD): NC State - Finley, R. 31-50-338-2-3; **Clemson:** Bryant, K. 38-20-191-1-1

RECEIVING (Rec-Yds-TD): NC State - Harmon, K. 8-155-1; Meyers, J. 9-105-1; Samuels, J. 3-6-1; **Clemson** - Cain 9-84-1; Renfrow, H. 4-33-0

FUMBLES (#-Lost): NC State -NC State- none; **Clemson** - none

INTERCEPTIONS (#-Yds): NC State - 1-0; **Clemson** - 2-55

TACKLES (Ht-Ast-Tot): NC State -;Boone, S. 7-2-9; Moore, A. 4-5-0; Chubb, B. 3-5-8; **Clemson**- Ferrell 9-3-12; Mullen 8-3-11; O'Daniel 4-7-11

11/11/17 • Alumni Stadium • 33,242 • Chestnut Hill, Mass			
	RV/24 NC STATE		17
	BOSTON COLLEGE		14

Chestnut Hill, Mass. – Down 14-10 midway through the fourth quarter, NC State broke off a 50-yard TD run to come away with a 17-14 win at Boston College on Saturday. The Wolfpack (7-3, 5-1 ACC) now has five ACC wins on the season, the most for the Pack since the 2010 season.

After BC opened the scoring with a 66-yard TD rush in the second quarter, NC State answered with 10 unanswered points to go up 10-7 at the break.

Jaylen Samuels rushed in from eight yards out late in the second quarter, and Kyle Bambard connected on a 41-yard field goal at the end of the half.

The Eagles would capitalize off a NC State turnover and score from 12 yards out at the end of the third quarter to take a 14-10 lead.

NC State retook the lead with eight minutes to go, as Nyheim Hines scored from 50-yards out to give NC State the 17-14 lead.

BC lined up to attempt a 39-yard field goal with just over four minutes left, but a bad snap led to an incomplete pass and the Pack took over at its own 22-yard line. The Eagles forced a 3-and-out and got the ball back at their own 29-yard line with 3:09 left after a 49-yard A.J. Cole III punt.

After four straight BC incompletions, the Pack took over with 2:50 left and ran the clock down to 0:28, but BC could not get a final score.

Score by Quarters	1	2	3	4	Score	
NC State	0	10	0	7	--	17 Record: (7-3)
Boston College	0	7	7	0	--	14 Record: (5-5)

Scoring Summary

2nd 6:10 BC - Dillon 66 run (lichtenbergh kick), 5-80, 1:56
 2:26 NCSU - Samuels 8 run (Bambard kick), 11-87, 3:44
 0:03 NCSU - Bambard 41 FG, 1-(5), 0:05
 3rd 0:11 BC - Smith 12 run (Lichtenbergh kick), 4-23, 1:19
 4th 8:22 NCSU - Hines 50 run (Bambard kick), 5-83, 1:51

	NCSU	BC
FIRST DOWNS	17	20
RUSHES-YARDS	41-221	54-236
PASSING YARDS	146	111
Att-Comp-Int	32-13-1	22-10-1
TOTAL OFFENSE	367	347
KICK RETURNS (#-Yards)	4-217	3-178
PUNT RETURNS (#-Yards)	1-10	1-0
INT RETURNS (#-Yards)	1-0	1-0
PUNTS (#-Avg)	4-43.5	5-29.4
FUMBLES-LOST	1-1	2-1
PENALTIES-YARDS	2-10	3-15
TIME OF POSSESSION	30:28	29:32
THIRD-DOWN CONVERSIONS	9-17	6-15
FOURTH-DOWN CONVERSIONS	2-1	0-4
RED-ZONE SCORES/CHANCES	1-3	1-4
SACKS BY (#-YARDS)	5-28	1-1

RUSHING (Att-Yds-TD): NC State - Hines, N. 19-110-1; Finley, R. 6-39-0; Samuels, J. 7-37-1; **BC:** Dillon, A. 36-196-1; Brown, A. 3-28-0; Smith, T. 3-26-1

PASSING (C-A-YDS-I-TD): NC State - Finley, R. 13-32-146-1-0; **BC:** Wade, D. 8-15-82-0-0; Brown, A. 2-5-29-1-0

RECEIVING (Rec-Yds-TD): NC State - Harmon, K. 5-68-0; Samuels, J. 2-22-0; Emezie, E. 1-18-0; **BC** - Swweney, T. 4-55-0; Smith J. 2-24-0

FUMBLES (#-Lost): NC State -NC State- 1-1; **BC**- 2-1

INTERCEPTIONS (#-Yds): NC State - 1-0; **BC** - 1-0

TACKLES (Ht-Ast-Tot): NC State -Fernandez, J. 6-5-11; Chubb, B. 5-3-8; Hill, B.J. 4-3-7; **BC** - Allen, Z. 5-4-9; Lamot, J. 4-3-7; Yiadom, I. 5-0-5

30	11/18/17 • BB&T Field • 31,500 • Winston-Salem, N.C.	
	25/22 NC STATE	24
	WAKE FOREST	30

WINSTON-SALEM, N.C. – With the score tied 24-24 midway through the fourth quarter, Wake Forest went ahead after an 18-yard TD pass with 8:03 left in the game and held on for the 30-24 win in Winston-Salem.

NC State took the ensuing kick down to the Wake 11-yard line, but Wake forced a fumble on the one-yard line and recovered it in the end zone for a touchback with 1:51 left.

The Demon Deacons ran the clock down to 0:41 before the Wolfpack got the ball back at its own 45-yard line. After getting the ball down to the Wake 30, the Pack was picked off in the end zone with one second left.

The two teams were never more than seven points apart, as there were four ties but the Wolfpack never held the lead.

The Wolfpack came out of the locker room and tied the game back at 21-21 after a Ryan Finley to Emeka Emezie 20-yard TD pass less than five minutes into the second half. Wake added a field goal to retake the lead at 24-21 late in the third.

The Pack forced the fourth tie of the game (24-24) with a field goal on its first possession of the fourth quarter.

The teams traded touchdowns in the first half, with the Demon Deacons holding a 21-14 lead at the break. The Pack got a pair of TD runs in the first half – Jaylen Samuels from 11 yards out and Reggie Gallaspy from 1.

Score by Quarters	1	2	3	4	Score	
NC State	7	7	7	3	--	24 Record: (7-4)
Wake Forest	14	7	3	6	--	30 Record: (7-4)

Scoring Summary

1st 9:59 WFU - Colburn 11 run (Weaver kick), 5-64, 1:32
 5:13 NCSU - Samuels 11 run (Bambard kick), 10-75, 4:46
 2:35 WFU - Hines 21 pass from Wolford (Weaver kick), 9-67, 2:32
 2nd 6:12 NCSU- Gallaspy 1 run (Bambard kick), 12-84, 6:29
 2:47 WFU - Hines 7 pass from Wolford (Weaver kick), 9-75, 3:25
 3rd 10:32 NCSU - Emezie 20 pass from Finley (Bambard kick), 8-78, 3:14
 4:14 WFU - Weaver 36 FG, 5-41, 1:18
 4th 10:45 NCSU - Bambard 25 FG, 19-76, 8:08
 8:03 WFU- Hines 18 pass from Wolford (Weaver kick blk), 8-73, 2:35

	NCSU	WFU
FIRST DOWNS	28	18
RUSHES-YARDS	42-175	28-87
PASSING YARDS	327	247
Att-Comp-Int	34-52-1	19-28-1
TOTAL OFFENSE	502	334
KICK RETURNS (#-Yards)	3054	4-89
PUNT RETURNS (#-Yards)	3-(7)	1-9
INT RETURNS (#-Yards)	1-0	1-0
PUNTS (#-Avg)	4-39.8	5-41.2
FUMBLES-LOST	2-2	0-0
PENALTIES-YARDS	5-64	4-40
TIME OF POSSESSION	41:07	18:53
THIRD-DOWN CONVERSIONS	14-23	3-11
FOURTH-DOWN CONVERSIONS	3-4	2-2
RED-ZONE SCORES/CHANCES	4-5	4-4
SACKS BY (#-YARDS)	0-0	1-3

RUSHING (Att-Yds-TD): NC State - Samuels, J. 7-50-1; Hines, N. 14-46-0; Gallaspy, R. 11-44-1; **WF**: Colburn II, M. 12-38-1; Wolford, J. 8-31-0

PASSING (C-A-YDS-I-TD): NC State - Finley, R. 34-52-327-1-1; **WF** - Bryant, K. 19-28-1-3

RECEIVING (Rec-Yds-TD): NC State - Harmon, K. 8-105-0; Meyers, J. 10-90-0; Emezie, E. 5-67-1; **WF** - Hines, T. 8-139-3; Wade Jr., C. 4-49-0

INTERCEPTIONS (#-Yds): NC STATE - 1-0; **WF** - 1-0

TACKLES (Ht-Ast-Tot): NC State -Street, K. 1-5-6; Alston, J. 5-0-5; Chubb, B. 3-2-5; **WF** - Glenn, C. 7-4-11; Williams, J. 8-1-9; Masterson, L. 7-2-9

EXPLOSIVE PLAYS

10+ YARD PLAYS (115)

Yds	Type	Play	Opp
92	PR	Hines	Pitt
83	Rush	Hines	Pitt
79	Pass	Samuels from Finley	Lou
71*	Pass	Meyers from Finley	FSU
58	KR	Samuels	ND
50	Rush	Hines	BC
50	KR	Hines	Fur
48*	Pass	Harmon from Finley	Lou
48	KR	Hines	Lou
47*	IR	Boone	Fur
46	Rush	Finley	Marsh
45	Pass	Riley from Finley	Marsh
45	Rush	Hines	Lou
43	Pass	Harmon from Finley	Pitt
42	Pass	Harmon from Finley	42
40	Rush	Samuels	Pitt
39	Rush	Hines	Syr
39*	Pass	Samuels from Finley	Marsh
39	Pass	Louis from Finley	Lou
36	Rush	Finley	BC
36	Pass	Harmon from Finley	Pitt
35	KOR	Hines	BC
34*	Pass	Harmon from Finley	Marsh
33	Pass	Louis from Finley	Lou
32	Pass	Harmon from Finley	WFU
32	Pass	Meyers from Finley	SC
30	Rush	Gallaspy	FSU
30*	Pass	Ramos from Finley	Fur
30	Pass	Louis from Finley	Syr
29	KOR	Hines	BC
29	Pass	Cook from Finley	SC
29	KR	Hines	SC
29	KR	Hines	Marsh
29	Rush	McClendon	Fur
28	Pass	Harmon from Finley	WFU
28	KR	Hines	Marsh
28*	Rush	Hines	Fur
27	KR	Hines	SC
27	Pass	Samuels from Finley	FSU
27	Pass	Louis from Finley	Lou
26	KR	Hines	Lou
25	Rush	Samuels	BC
25*	IR	Pratt	Lou
25	Pass	Parham from Samuels	FSU
24	Pass	Harmon from Finley	BC
24	Pass	Harmon from Finley	ND
24*	Pass	Louis from Finley	Marsh
24	Pass	Harmon from Finley	SC
23	KR	Samuels	ND
23*	Rush	Gallaspy	Marsh
23	Pass	Louis from Finley	Marsh
23	Pass	Samuels from Finley	Marsh
23	KR	Hines	Fur
23	Pass	Meyers from Finley	FSU
23	Pass	Harmon from Finley	Lou
22	Rush	Samuels	Syr
22	KR	Hines	Lou
21	Pass	Riley from Finley	SC
21	KR	Hines	FSU
21	Pass	Harmon from Finley	Lou
20	Rush	Samuels	WFU
20	Pass	Emezie from Finley	WFU
20*	Pass	Emezie from Finley	WFU
20	Pass	Harmon from Finley	ND
20	KR	Samuels	ND
20*	Pass	Louis from Finley	Syr
20	KR	Hines	Marsh
20	Pass	Samuels from Finley	Fur
20	Pass	Finley from Locklear	Syr
19	Pass	Ramos from Finley	WFU
19	Rush	Hines	SC
19	Pass	Harmon from Finley	Marsh
19	Pass	Samuels from Finley	Syr
19	Rush	Samuels	Pitt
18	Pass	Meyers from Finley	WFU
18	Rush	Gallaspy	BC

18	Pass	Emezie from Finley	BC
18	Pass	Samuels from Finley	ND
18	Pass	Samuels from Finley	Fur
18	KR	Hines	Fur
18	KR	Hines	Syr
17	KR	Hines	Marsh
17	Pass	Samuels from Finley	Fur
17	Rush	Hines	FSU
17	Rush	Hines	Syr
17	Pass	Hamon from Finley	Lou
16	Pass	Harmon from Finley	BC
16	Rush	Hines	BC
16*	Rush	Samuels	Syr
16	Pass	Harmon from Finley	SC
16	Pass	Harmon from Finley	Marsh
16	Pass	Harmon from Finley	Marsh
16	Pass	Harmon from Finley	FSU
16	Pass	Meyers from Finley	Syr
15	Rush	Gallaspy	WFU
15	Pass	Meyers from Finley	BC
15	Pass	Harmon from Finley	BC
15*	Pass	Harmon from Finley	ND
15	KR	Samuels	ND
15	Pass	Meyers from Finley	Pitt
15	KI	Hines	Pitt
15	Pass	Hines from Finley	SC
15	Pass	Meyers from Finley	Marsh
15	Rush	Gallaspy	Marsh
15	Rush	Hines	FSU
15	KR	Hines	Syr
14	Pass	Louis from Finley	ND
14	Rush	Gallaspy	ND
14	Pass	Meyers from Finley	Pitt
14*	Pass	Samuels from Finley	FSU
14	Pass	Emezie from Finley	SC
14	Rush	Hines	SC
14	Rush	Gallaspy	Marsh
14	Pass	Harmon from Finley	Marsh
14	Pass	Riley from Finley	Fur
14	Pass	Harmon from Finley	Fur
14	Pass	Louis from Finley	Fur
14	Rush	Nichols	Fur
13	Pass	Meyers from Finley	WFU
13	Pass	Meyers from Finley	WFU
13	KOR	Hines	BC
13	Pass	Meyers from Finley	ND
13	Rush	Gallaspy	ND
13	Pass	Harmon from Finley	SC
13	Pass	Harmon from Finley	SC
13	Rush	Hines	Fur
13	Rush	Hines	Syr
13	Rush	Gallaspy	Lou
12	Pass	Riley from Finley	WFU
12	Rush	Hines	WFU
12	Pass	Samuels from Finley	BC
12	Pass	Hines from Finley	BC
12	Rush	Samuels	ND
12	Pass	Samuels from Finley	Pitt
12	Pass	Meyers from Finley	SC
12	KR	Hines	SC
12	Rush	Samuels	Marsh
12	Pass	Louis from Finley	Fur
12	Pass	Samuels from Finley	Fur
12	Pass	Riley from Finley	FSU
12	Rush	Hines	FSU
12	Rush	Finley	Syr
12	Pass	Harmon from Finley	Lou
12	Pass	Harmon from Finley	Lou
12	Pass	Samuels from Finley	WFU
12	Rush	Samuels	WFU
11	Pass	Meyers from Finley	WFU
11	Pass	Samuels from Finley	WFU
11	Pass	Meyers from Finley	Pitt
11*	Rush	Hines	Lou
11	Pass	Samuels from Finley	SC
11	Pass	Harmon from Finley	SC
11	Pass	Hines from Finley	SC
11	Pass	Gallaspy from Finley	SC

11	KR	Hines	SC
11	Pass	Emezie from Finley	Fur
11	Rush	Hines	Fur
11	Rush	McClendon	Fur
11	Rush	Hines	Syr
11	Pass	Samuels from Finley	Lou
11	Pass	Hines from Finley	Lou
10	Pass	Emezie from Finley	WFU
10	Pass	Samuels from Finley	BC
10*	Rush	Gallaspy	Syr
10	Pass	Samuels from Finley	SC
10	Rush	Samuels	Fur
10	Pass	Louis from Finley	FSU
10	Pass	Samuels from Finley	Syr
10	Pass	Meyers from Finley	Syr
10	Pass	Hines from Finley	Syr
10	Rush	Samuels	Syr
10	Rush	Finley	Syr
10	Pass	Harmon from Finley	Syr

10+ YARD PLAYS BY PLAYER

Name	No.	TD	Rush	Rec	KOR	PR	IR	FR
Hines	47	5	20	5	20	2	0	0
Samuels	37	5	15	17	5	0	0	0
Harmon	34	4	0	34	0	0	0	0
Meyers	20	1	0	20	0	0	0	0
Louis	15	2	0	15	0	0	0	0
Gallaspy	12	2	11	1	0	0	0	0
Finley	8	0	7	1	0	0	0	0
Riley	5	0	0	5	0	0	0	0
Emezie	6	1	0	6	0	0	0	0
McClendon	2	0	2	0	0	0	0	0
Cook	1	0	0	1	0	0	0	0
Ramos	2	1	0	2	0	0	0	0
Boone	1	1	0	0	0	0	1	0
Nichols	1	0	1	0	0	0	0	0
Trowell	1	0	0	0	1	0	0	0
Parham	1	0	0	1	0	0	0	0
Pratt	1	1	0	0	0	0	1	0
Totals	194	23	56	108	26	2	2	0

EXPLOSIVE TOUCHDOWNS (21)

92	PR	Hines	Pitt
83	Rush	Hines	Pitt
71	Pass	Meyers from Finley	FSU
50	Rush	Hines	BC
48	Pass	Harmon from Finley	Lou
47	IR	Boone	Fur
40	Rush	Samuels	Pitt
40	Pass	Harmon from Finley	Clem
39	Pass	Samuels from Finley	Marsh
34	Pass	Harmon from Finley	Marsh
30	Pass	Ramos from Finley	Fur
28	Rush	Hines	Fur
25	IR	Pratt	Lou
24	Pass	Louis from Finley	Marsh
23	Rush	Gallaspy	Marsh
20	Pass	Emezie from Finley	WFU
20	Pass	Louis from Finley	Syr
16	Rush	Samuels	Syr
15	Pass	Harmon from Finley	ND
14	Pass	Samuels from Finley	FSU
11	Rush	Samuels	WFU
11	Rush	Hines	Lou
10	Rush	Gallaspy	Syr

EXPLOSIVE PASSES - 20+ yards (31)

71*	Meyers from Finley	FSU
48*	Harmon from Finley	Lou
45	Riley from Finley	Marsh
43	Harmon from Finley	Pitt
42	Louis from Finley	ND
40*	Harmon from Finley	Clem
39	Louis from Finley	Lou
39*	Samuels from Finley	Marsh
36	Harmon from Finley	Pitt
34*	Harmon from Finley	Marsh
33	Louis from Finley	Lou
32	Harmon from Finley	Clem
32	Meyers from Finley	SC
32	Harmon From Finley	WFU

GAME 12: NC STATE vs. UNC
EXPLOSIVE PLAYS

30	Louis from Finley	Syr	10	Samuels	Fur
30*	Ramos from Finley	Fur	10	Samuels	Syr
29	Cook from Finley	SC	10	Finley	Syr
28	Harmon from Finley	WFU			
27	Samuels from Finley	FSU			
27	Louis from Finley	Lou			
25	Parham from Samuels	FSU			
24	Harmon from Finley	BC			
24	Harmon from Finley	ND			
24*	Louis from Finley	Marsh			
24	Harmon from Finley	SC			
24	Harmon from Finley	Clem			
23	Meyers from Finley	Clem			
23	Louis from Finley	Marsh			
23	Samuels from Finley	Marsh			
23	Meyers from Finley	FSU			
23	Harmon from Finley	Lou			
22	Harmon from Finley	Clem			
21	Meyers from Finley	Clem			
21	Riley from Finley	SC			
21	Harmon from Finley	Lou			
20*	Emezie from Finley	WFU			
20	Emezie from Finley	WFU			
20	Harmon from Finley	ND			
20*	Louis from Finley	Syr			
20	Samuels from Finley	Fur			
20	Finley from Locklear	Syr			

EXPLOSIVE RUSHES - 10 or more yards (57)

83	Hines	Pitt
50	Hines	BC
46	Finley	Marsh
45	Hines	Lou
40	Samuels	Pitt
39	Hines	Syr
36	Finley	BC
30	Gallaspy	FSU
29	McClendon	Fur
28*	Hines	Fur
25	Hines	BC
23*	Gallaspy	Marsh
22	Gallaspy	Clem
22	Gallaspy	Pitt
22	Samuels	Syr
20	Samuels	WFU
20	Hines	BC
19	Samuels	Pitt
19	Hines	SC
18	Gallaspy	BC
17	Hines	FSU
17	Hines	Syr
16	Hines	BC
16*	Samuels	Syr
15	Finley	Clem
15	Samuels	Clem
15	Gallaspy	Marsh
15	Hines	FSU
14	Gallaspy	ND
14	Hines	SC
14	Gallaspy	Marsh
14	Nichols	Fur
13	Hines	Clem
13	Gallaspy	ND
13	Hines	Fur
13	Hines	Syr
13	Gallaspy	Lou
12	Hines	WFU
12	Finley	Clem
12	Finley	Clem
12	Samuels	ND
12	Samuels	Marsh
12	Hines	FSU
12	Finley	Syr
11*	Samuels	WFU
11	Samuels	WFU
11	Gallaspy	Clem
11	Hines	Fur
11	McClendon	Fur
11	Hines	Syr
11*	Hines	Lou
10	Samuels	Clem
10*	Gallaspy	Syr

THE LAST TIME ... NC STATE

TEAM		
CATEGORY	LAST TIME	SPAN OF GAMES
Scored 50+.....	63 vs. S. Alabama (9/26/15)	33
Scored 60+.....	63 vs. S. Alabama (9/26/15)	33
Score < 10	0 vs. Clemson (10/4/14)	44
Was Shutout.....vs. Clemson (10/4/14)	44
Shut out opponent.....	Eastern Kentucky (9/12/15)	4
300+ yds rushing.....	308 vs. UNC (11/28/15)	25
400+ yds rushing	400 vs. W. Carolina (1990)	342
<100 yds rushing.....	50 vs. Notre Dame (10/28/17)	2
300+ yds passing	327 vs. Wake Forest (11/18/17)	0
400+ yds passing	415, S. Carolina (9/2/17)	10
500+ yds passing	535 vs. Duke (1989)	341
<200 yds total offense	198 vs. Notre Dame (10/8/16)	19
30+ first downs	31 vs. FSU (11/5/16)	15
100+ penalty yards.....	144 vs. W. Forest (10/1/16)	19
2+ fumbles lost.....	2 vs. Wake Forest (11/18/17)	0
Scored a safety.....	UNC (11/20/10)	90
Allowed a safety.....	Florida State (9/23/17)	7
Forced 4 or more TOs.....	4 vs. Clemson (10/15/16)	18
Committed 4 or more TOs	4 vs. Duke (11/9/13)	53
Intercepted 3 or more passes	3 v.s Vanderbilt (12/26/16)	11

INDIVIDUAL		
RUSHING	MARK, PLAYER, LAST TIME	SPAN OF GAMES
100+ yds rushing.....	120, Nyheim Hines, BC, 11/11/17	1
200+ yds rushing.....	205, Matt Dayes, WF, 10/24/15	20
100+ yds by 2 players	104, Dayes; III, Thornton , USA, 9/26/15	33
QB Rushes for 100+ yds.....	128, Jacoby Brissett vs. UNC, 11/28/15	25
100 yd rushing + 100 passing.....	128, 206, J. Brissett , UNC, 11/28/15	25
30+ carries	30, Brandon Mitchell, Md, 11/30/13	50
Consec. 100-yd games.....	Hines, Syra, 9/30/17; Louis., 10/5/17, Pitt, 10/14/17	4
50-59 yard run.....	50, Nyheim Hines, BC, 11/11/17	1
60-69 yard run	66, Jaylen Samuels, Clemson, 10/31/15	29
70-79 yard run	77, Matt Dayes, South Alabama, 9/26/15	33
80+ yard run.....	83, Nyheim Hines, Pitt, 10/14/17	4
2+ rushing TDs.....	2, Jaylen Samuels, Pitt, 10/14/17	4
3+ rushing TDs.....	3, Jaylen Samuels, Furman, 9/16/17	8

PASSING		
300+ yds passing	327, Ryan Finley, Wake Forest 11/18/17	0
400+ yds passing	415, Ryan Finley, S. Carolina, 9/2/17	10
500+ yds passing	535, Shane Montgomery , Duke, 11/11/89	341
40+ pass attempts	52, Ryan Finley, Wake Forest, 11/18/17	0
50+ pass attempts	52, Ryan Finley, Wake Forest, 11/18/17	0
25+ completions.....	34, Ryan Finley, Wake Forest, 11/18/17	0
3 TD passes.....	3, Ryan Finley, Clemson, 11/4/17	2
4 TD passes	4, Brandon Mitchell, East Carolina, 11/23/13	49
5+ TD passes	Mike Glennon (5), UNC, 10/27/12	65
Consec. 300+ yd gm	R. Finley, 415, SC, 9/2; 341, Marshall, 9/9/17	9
50+ yd completion.....	79, Finley to Samuels, Louisville, 10/5/17	5
70+ yd completion.....	79, Finley to Samuels, Louisville, 10/5/17	5
80+ yd. completion.....	80, Finley to Louis, East Carolina, 9/10/16	22
350+ yds Total Offense.....	362, Ryan Finley, Clemson, 11/18/17	0

RECEIVING		
100+ yds receiving	155==05, Kelvin Harmon, Wake Forest, 11/18/17	0
200+ yds receiving	219, Tobais Palmer, Clemson, 11/17/12	76
100+ yds rec./2 plr	155, Harmon; 105 Meyers, Clemson, 10/5/17	2
10+ receptions.....	10, Jakobi Meyers, Wake Forest, 11/18/17	0
15+ receptions.....	15, Jaylen Samuels, S. Carolina, 9/2/17	9
Consec. 100-yd gms	Harmon, Louisville, 10/5/17, Pitt, 10/14/17	4
50+ yd reception.....	79, Jaylen Samuels, Louisville, 10/5/17	5
70+ yd reception.....	79, Jaylen Samuels, Louisville, 10/5/17	5
80+ yd reception	82, Pharoah McKeever, Miss. St. (12/28/15)	24
3+ TDs in a game.....	3, Jaylen Samuels, Vanderbilt, 12/26/16	11

SPECIAL TEAMS		
50+ yd. FG	50, Niklas Sade , Miami, 9/29/12	70
Game winning FG (reg).....	48 yds (33 sec), Niklas Sade, Richmond, 9/7/13	59
Game winning FG (OT).....	42 yds (1OT), Steven Hauschka, Miami, 11/3/07	128
60-yd punt	65, A.J. Cole III vs. Syracuse, 9/30/17	6
70-yd punt	72, A.J. Cole, III, Wake Forest, 10/1/16	21
50-yd punt avg (min. 3).....	54.5, A.J. Cole, Wake Forest, 10/1/16	21
100+ yds in KOR.....	116, Jaylen Samuels, Notre Dame, 10/28/17	3
TD on Kickoff Return.....	100 yds, Nyheim Hines, Vanderbilt, 12/26/16	11
100+ yds in PR.....	102, Darrell Blackman, Florida State, 11/11/04	163
TD on Punt Return	92 yards, Hines, Pitt, 10/14/17	4
TD on opening KOR.....	Lamont Reid, East Tennessee St., 8/31/02	198
TD on NC St. 1st KOR	Darrell Blackman, Clemson, 9/22/07	134
Blocked FG.....	Alan-Michael Cash, North Carolina, 11/28/09	101
Blocked Punt	Tyrone Riley, BC, 11/11/17	1
TD on Blk Punt.....	Germaine Pratt, Notre Dame, 10/28/17	3

DEFENSE		
10+ tackles	10, Jerod Fernandez, BC, 11/11/17	1
15+ tackles	15, Josh Jones, Miami, 11/19/16	13
20+ tackles.....	20, Andre Maddox, Georgia Tech, 11/2/02	190
5+ TFL	5, Bradley Chubb, BC, 11/11/17	1
4+ sacks	4, Mario Williams vs. Maryland, 11/6/05	151
2+ interceptions.....	2, Jerod Fernandez, Florida State, 9/27/14	45
Fumble rec. for TD	Garland Heath. UVA., 11/1/03	176
Fumble ret. for TD	Brandon Bishop (33 yards) vs. Georgia Tech, 10/1/11	83
TD on INT return.....	25, Germaine Pratt, Louisville, 10/5/17	5
100 yds in INT rets.....	Marcus Hudson (100) at Duke, 11/3/01	204
Forced a safety.....	Terrell Manning (10 yd sack) vs. UNC, 11/20/10	90

SCORING		
Scored 20+ points	30, T.A. McLendon at Texas Tech, 9/21/02	94
Scored 5+ TDs.....	5, T. A. McLendon at Texas Tech, 9/21/02	94
Made 3+ FGs.....	Niklas Sade (4), vs. UNC, 11/2/13	53
Made 7+ PATs.....	7, Carson Wise, Furman, 9/16/17	8
2-pt conversion.....	Nyheim Hines from Ryan Finley, Louisville, 10/5/17	5
OL scored TD	Derek Green fumble recovery, Fla. St., 11/10/01	190
TD on 1st offensive play.....	Anthony Barbour, Maryland, 11/23/91	319
TD on 1st defensive play.....	Nate Irving, Clemson, 9/13/08	123

THE LAST TIME ... OPPONENT

TEAM			
CATEGORY	LAST TIME	SPAN OF	GAMES
Scored 50+.....	56, Clemson, 10/31/15.....	29	
Scored 60+.....	62, Clemson, 11/17/12.....	64	
Score < 10.....	3, Notre Dame, 10/8/16.....	19	
Was Shutout.....	E. Kentucky, 9/12/15.....	35	
300+ yds rushing.....	318, Notre Dame, 10/28/17.....	3	
400+ yds rushing.....	479, Georgia Tech, 11/8/14.....	40	
<100 yds rushing.....	87, Wake Forest, 11/11/17.....	0	
300+ yds passing.....	354, Louisville, 10/5/17.....	5	
400+ yds passing.....	516, Miami, 9/29/12.....	70	
500+ yds passing.....	516, Miami, 9/29/12.....	70	
<200 yds total offense.....	113, Notre Dame, 10/8/16.....	18	
30+ first downs.....	30, Clemson 10/15/16.....	18	
100+ penalty yards.....	103, Clemson, 10/4/14.....	44	
2+ fumbles lost.....	2, Louisville, 10/22/16.....	17	
Scored a safety.....	Florida State, 9/23/17.....	7	
Allowed a safety.....	UNC, 11/20/10.....	90	
Forced 4 or more TOs.....	4, Duke, 11/9/13.....	53	
Committed 4 or more TOs.....	4, Clemson, 10/15/16.....	18	
Intercepted 3 or more passes.....	3, Louisville, 10/22/16.....	17	

INDIVIDUAL			
RUSHING	MARK, PLAYER, LAST TIME	SPAN OF	GAMES
100+ yds rushing.....	196, Dillon, BC 11/11/17.....	1	
200+ yds rushing.....	202, Josh Adams, Notre Dame, 10/28/17.....	3	
100+ yds by 2 players.....	220, Hood; 100 Logan, UNC, 11/28/15.....	25	
QB Rushes for 100+ yds.....	121, Lamar Jackson, Louisville, 10/3/15.....	32	
100 yd rushing + 100 passing.....	121/103, Jackson, Louisville, 10/3/15.....	32	
30+ carries.....	36, Dillon, BC, 12/22/17.....	1	
50-59 yard run.....	53, Marshall, K. Davis, 9/9/17.....	7	
60-69 yard run.....	66, Dillon, Boston College, 11/11/17.....	1	
70-79 yard run.....	77, Josh Adams, Notre Dame, 10/28/17.....	3	
80+ yard run.....	89, Feaster, Clemson, 11/4/17.....	2	
2+ rushing TDs.....	2, K. Bryant, Clemson, 11/4/17.....	2	
3+ rushing TDs.....	3, M. Walton, Miami, 11/19/16.....	12	

PASSING			
300+ yds passing.....	354, L. Jackson, Louisville, 10/5/17.....	5	
400+ yds passing.....	426, Tajh Boyd, Clemson, 11/17/12.....	64	
500+ yds passing.....	566, Stephen Morris, Miami, 9/29/12.....	70	
40+ pass attempts.....	47, L. Jackson, Louisville, 10/5/17.....	5	
50+ pass attempts.....	52, D. Watson, Clemson, 10/15/16.....	18	
60+ pass attempts.....	63, B.J. Symons, Texas Tech, 9/20/03.....	182	
25+ completions.....	26, L. Jackson, Louisville, 10/5/17.....	5	
3 TD passes.....	3, John Wolford, Wake Forest, 11/18/17.....	0	
4 TD passes.....	4, Dak Prescott, Miss. State, 12/30/15.....	25	
5+ TD passes.....	5, Deshaun Watson, Clemson, 10/31/15.....	30	
50+ yd completion.....	65, Jackson to Dawkins, Louisville, 10/5/17.....	5	
70+ yd completion.....	71, Blazejewski to Schumpert, Furman, 9/16/17.....	8	
80+ yd. completion.....	81, Mahoney to Etta-Tawo, Syracuse, 11/12/16.....	15	
350+ yds Total Offense.....	427, L. Jackson (73r, 354p), Louisville, 10/5/17.....	5	

RECEIVING			
100+ yds receiving.....	139, Tabari Hines, Wake Forest, 11/11/17.....	4	
200+ yds receiving.....	224, Torrey Smith, Maryland, 11/27/10.....	89	
100+ yds rec./2 plr.....	Fitzpatrick/Dawkins, Louisville, 10/5/17.....	5	
10+ receptions.....	10, Fitzpatrick, Louisville, 10/5/17.....	5	
50+ yd reception.....	65, Dawkins, Louisville, 10/5/17.....	5	
70+ yd reception.....	75, T. Brady, Marshall, 9/9/16.....	9	
80+ yd reception.....	81, Amba Etta-Tawo, Syracuse, 11/12/16.....	13	
3+ TDs in a game.....	3, Tabari Hines, Wake Forest, 11/11/17.....	0	

SPECIAL TEAMS			
50+ yd. FG.....	52, Tommy Openshaw, Vanderbilt, 12/26/16.....	11	
Game winning FG (reg).....	20 yds, 6 secs, Obi Egekeze, Maryland, 10/25/08.....	118	
60-yd punt.....	64, J. Charlton, S. Carolina, 9/2/16.....	10	
70-yd punt.....	76, Pat O'Donnell, Cincinnati, 9/22/11.....	84	
50-yd punt avg (min. 3).....	59.7, Pat O'Donnell, Cincinnati, 9/22/11.....	84	
100+ yds in KOR.....	139, Justus Pickett, Maryland, 11/26/11.....	76	
TD on Kickoff Return.....	97, Deebo Samuels, South Carolina, 9/2/16.....	10	
100+ yds in PR.....			
TD on Punt Return.....	77, McCloud, Clemson, 11/4/17.....	2	
TD on opening KOR.....	97 yds, Deebo Samuel, SC, 8/2/162.....	10	
Blocked FG.....	Christian Wilkins, Clemson, 10/15/151.....	18	
Blocked Punt.....	Brian Burns, Florida St., 9/23/17.....	7	
TD on Blk Punt.....	Wallace Wright blk, Quinton Person rec, UNC, 9/24/05.....	159	

DEFENSE			
10+ tackles.....	11, Cameron Glenn, Wake Forest, 11/11/17.....	0	
15+ tackles.....	17, Malik Gant, Marshall, 9/9/17.....	9	
20+ tackles.....	23, Daryl Mapp, UNC, 11/10/07.....	128	
2+ interceptions.....	2, DeVon Edwards, Duke, 11/9/13.....	53	
Fumble rec. for TD.....	16 yds, Vic Beasley, Clemson, 10/4/14.....	44	
Fumble ret. for TD.....	66 yds, Dexter McDougale, Maryland, 11/26/11.....	76	
TD on INT return.....	69, Kevin Love, Notre Dame, 10/28/17.....	3	
100 yds in INT rets.....	114, Patrick Hinton, South Carolina, 10/29/88.....	358	
Forced a safety.....	9-yard sack, W. Hall, Virginia, 11/3/12.....	66	

SCORING			
Scored 20+ points.....	24, Torrey Smith, Maryland, 11/27/10.....	89	
Made 4+ FGs.....	4, B. Creque, Louisville, 12/26/16.....	17	
Made 7+ PATs.....	7, Huegel, Clemson, 10/31/15.....	29	
2-pt conversion.....	E. Dungey rush, Syracuse, 9/30/17.....	6	

**TONY ADAMS**

OG | 6'2 | 315 | Sr.
Charlotte, N.C. (Independence)

50

- A veteran of 3,320 career snaps, 49 games played and 46 career starts.
- Named the ACC Offensive Lineman of the Week for the opener, he earned the highest grade on the o-line, had 5 KDs and did not allow a sack.
- The Pack ranks 9th in the FBS in sacks allowed.
- Has played 98% of the Pack's offensive snaps this season (848 of 864 gradeable snaps).
- In for a career-high 103 snaps in the opener vs. South Carolina.
- On the preseason watch list for the Outland Trophy.

CAREER BESTS

Plays.....103.....S. Carolina (2017)
 Knockdowns.....5.....UNC (2015)

2017 ADAMS GAME BY GAME

Opp	Ply	KD	Sk Allow
*SC	103	4	0
*Marsh	71	3	0
*Fur	55	0	0
*@FSU	74	3	0
*Syr	87	3	0
*Lou	73	1	0
*Pitt	64	1	0
*@ ND	63	1	0
*Clem	86	1	0
*@ BC	74	2	0
*@WF	98	1	0

ADAMS CAREER STATS

Year	GP-GS	Ply	KD	Sk Allow
2014	12-9	635	NA	NA
2015	13-13	940	NA	NA
2016	13-13	897	34	0
2017	11-11	848	20	0
Totals	49-46	3,320	NA	NA

**JOHNATHAN ALSTON**

CB | 6'0 | 210 | R-Sr.
Bunn, N.C. (Bunn)

5

- Against South Carolina, his first game played in over 600 days, pulled down a crucial third down interception and had a third down sack in the opener - both in the 4th quarter.
- Had his second career INT in the win over Syracuse.
- Redshirted the 2016 season, he moved to corner in the spring Of 2016 after spending his first three seasons at wide receiver.
- Was named the team's 2016 Special Teams Scout Team Player of the Year.

CAREER BESTS

Plays.....70.....UCF (2014)
 Tackles.....7.....FSU (2017)
 Interceptions.....1.....vs. two teams
 Receptions.....5.....FSU (2014)
 Rec. Yards.....58.....UCF (2014)
 Rec. TDs.....1.....vs. 3 teams


2017 GAME BY GAME STATS

Opp	Ply	Ht	Ast	Tot	TFL	SK	PBU	INT
*SC	52	1	2	3	1-9	1-9	0	1-0
*Marsh	45	5	2	7			1	
*Fur	38	0	1	1			1	
*@FSU	65	5	2	7				
*Syr	58	2	1	3	1-2			1-0
*Lou	66	2	2	4	0.5-1			
*@ Pitt	58	5	2	7			2	
*@ ND	63	3	1	4	1.5-5			
*Clem	78	2	1	3			2	
*@BC	74	2	1	3				
*@WF	46	5	0	5	1-2			

CAREER STATS

Yr	GP-S	Pl	HtAst Tot	TFL	Sk	PBU	INT	Rc-Yd-TD
2013	7-0	21						0-0-0
2014	12-6	408						21-224-2
2015	13-4	373						18-167-1
2017	10-11	643	30 14 44	5-19	1-9	4	2-0	
Tot	43-21	1445	30 14 44	5-19	1-9	4	2-0	39-391-3

Also has 9-159 KOR for career

**DYLAN AUTENRIETH**

TE | 6'4 | 242 | R-Fr.
Dallas, (N. Paulding)

42**2017 GAME BY GAME STATS**

OPP	Pl	Rec	Yds	TD	LP
SC	1	0	0	0	-
Marsh	11	0	0	0	-
Fur	16	0	0	0	-
@ FSU	18	0	0	0	-
Syr	18	0	0	0	-
Lou	9	0	0	0	-
@ Pitt	9	0	0	0	-
@ ND	9	0	0	0	-
Clem	9	0	0	0	-
@ BC	13	0	0	0	-
@ WF	13	0	0	0	-

CAREER STATS

Year	GP-GS	Pl	Rec	Yds	TD	LP
2017	11-0	117	0	0	0	-

**KYLE BAMBARD**

PK | 5'8 | 190 | Jr.
Wixom, Mich.. (Walled Lake Western)

92

- Had handled the kickoff duties for the Wolfpack, but came in to kick his first extra point and first FG of the season against Clemson.
- Has started the last two games at PK
- Ranks 7th in school history with 85 career PATs, he was the Pack's starting placekicker in 2015 and '16.
- In 2015, Set a school record with nine PATs in the win at South Alabama.

CAREER BESTS


PATs.....9.....S. Alabama (2015)
 Field Goals.....2.....vs. three teams
 Long FG.....48.....Wake Forest (2016)
 Kickoffs.....8.....Furman (2017)

2017 GAME BY GAME STATS

Opp	FGM	FGA	PAT	KO	TB
SC	0	0	0	5	0
Marsh	0	0	0	7	0
Fur	0	0	0	8	5
@ FSU	0	0	0	7	4
Syr	0	0	0	7	3
Lou	0	0	0	7	3
@ Pitt	0	0	0	6	1
@ ND	0	0	0	3	0
Clem	1	1	1-1	5	1
*@ BC	1	4	2-2	4	0
*@ WF	1	1	3-3	5	1

CAREER STATS

Year	GP-S	FG-A	0-29	30-39	40-49	50+	LG	PAT	KO	TB
2015	13-13	7-14	1-1	6-9	0-4	0	36	54-56	1	
2016	13-7	5-10	2-2	2-6	1-2	0	48	25-28	46	10
2017	11-2	3-6	2-2	0-2	1-1	0	41	6-6	59	17
Tot	35-22	15-30	5-5	8-17	2-7	0	48	85-90	106	27

**BRADY BODINE**

RB | 5'10 | 200 | R-Jr.
Camp Lejeune, N.C. (Camp Lejeune)

33

PRONUNCIATION: beau DEEN


- Former walkon who earned a scholarship before the 2017 season. He plays a key role on the Wolfpack special teams.
- Father is in the Marines and has been deployed to the Middle East for much of his son's college career. Returned from Iraq in August.

2017 BODINE GAME BY GAME

Opp	Ply	Rush	Yds	Tkl
SC		Special Teams Only		
Marsh		Special Teams Only		1
Fur		Special Teams Only		
@ FSU		Special Teams Only		1
Syr		Special Teams Only		1
Lou		Special Teams Only		1
@ Pitt		Special Teams Only		
@ ND		Special Teams Only		1
Clem		Special Teams Only		1
@BC		Special Teams Only		2
@ WF		Special Teams Only		1

CAREER STATS

Year	GP-GS	Pl	Att	Yds	TD	LG
2015	8-0	7	3	3	0	4
2016	11-0	4	3	14	0	11
2017	11-0	0	0	0	0	-
Totals	30-0	11	6	17	0	11

**SHAWN BOONE**

SAF/NIC | 5'10 | 206 | Sr.
W. Palm Beach, Fla. (Dwyer)

24

- Former strong safety who is the Pack's starting nickel.
- Awarded the game ball by the team after a 47-yard pick-six in the win over Furman, he had a second INT at Boston College.
- Has pulled down an INT in each of the past two games.
- Started the opener at nickel, he also played nine snaps at safety, then played every snap at nickel until starting at safety vs. Wake Forest.
- Returned a fumble 70 yards at Clemson in 2016 - the third longest fumble return in school history.

CAREER BESTS

Plays	90	Clemson (2016)
Tackles	10	Louisville (2016)
PBU	2	FSU (2016), Syra (2017)
Tackles for Loss	2	S. Carolina (2017)


2017 GAME BY GAME STATS

Opp	Ply	Ht	Ast	Tot	TFL	SK	QH	PBU	CF/R	INT
*SC	41/9	3	2	5	2-12	1-9		0	0	
*Mars	70	4	1	5						
*Fur	51	1	1	2						1-47-1
*@FSU	65	3	0	3						
*Syra	83	3	2	5				2		
*Lou	81	4	2	6	1-7	1-7				
*@ Pitt	78	3	1	4			3			
*@ND	74	2	4	6						
*Clem	78	7	2	9				1		
*@BC	73	3	3	6	1-9	1-9				1-0
*@WF	57	1	0	1				1		1-0

CAREER STATS

Yr	G-GS	Pl	Hit	Ast	Tot	TFL	Sk	PB	CF/R	QP	INT
2014	13-0	59	9	7	16	0.5-0	0-0	1	1/0		
2015	9-2	199	9	4	13	2-3	1-2	0	1/1		
2016	13-12	839	33	34	67	0-0	0-0	2	1/2	1	
2017	11-11	760	34	18	52	4-28	3-25	4	0	33-47	
Tot.	47-25	1,857	85	63	148	5.5-31	4-27	7	3/3	33-47	

2017 plays are nickel/safety



GARRETT BRADBURY 65
C/OG | 6'3 | 298 | R-Jr.
Charlotte, N.C. (Charlotte Christian)

- Has played 97% of the Pack's offensive snaps this season (842 of 864 gradeable snaps).
- The Pack ranks 9th in the FBS in sacks allowed.
- In for a career-high 103 snaps in the opener vs. South Carolina.
- Played through pain after a shot in the ribs early in the Louisville contest.
- Played LG in 2016, but moved to center for this season.
- Named to the Academic All-ACC squad for the 2016 season, he posted a 3.667 GPA for the fall semester and was named to the Dean's List.
- Earned the team's Earle Edwards Award for highest GPA, he was He was also the recipient of the Independence Bowl's scholar-athlete award.

CAREER BESTS


Plays	103	S. Carolina (2017)
Knockdowns	8	Syracuse (2016)

2017 GAME BY GAME STATS

Opp	Ply	KD	Sk Allow
*SC	103	0	0
*Marsh	71	1	0
*Fur	55	5	0
*@ FSU	74	0	0
*Syra	87	1	0
*Lou	67	4	0
*@ Pitt	64	0	0
*@ ND	63	1	0
*Clem	86	1	0
*@ BC	74	3	0
*@ WF	98	0	0

CAREER STATS

Year	GP-GS	Ply	KD	Sk
2015	9-0	36	NA	NA
2016	13-13	849	35	2
2017	11-11	842	15	0
Totals	33-24	1,727	NA	NA



EURNDRAUS BRYANT 91
DT | 6'1 | 325 | So.
Charleston, S.C. (Ft. Dorchester)

PRONUNCIATION: ahn DRAY us

- Had two sacks on Heisman Trophy winner Lamar Jackson in the win over Louisville.
- Left the Notre Dame game early with an ankle injury.
- Top sub at defensive tackle in 2016, he saw action in 321 snaps for the season.

CAREER BESTS


Plays	41	Louisville (2016)
Tackles	3	Louisville (2016), Syr (2017)
TFL	2	Louisville (2017)
Sacks	2	Louisville (2017)
Fumble Recovery	1	Boston College (2015)

2017 GAME BY GAME STATS

Opp	Ply	Ht	Ast	Tot	TFL	SK	CF/R	QP
SC	20	0	2	2	0.5-1			
Marsh	26	2	0	2				
Fur	4	0	0	0				
@FSU	27	1	1	2				
Syra	16	2	1	3				1
Lou	29	2	0	2	2-13	2-13		
@ Pitt	35	0	0	0				
@ ND	21	0	0	0				
Clem	15	0	0	0				
@ BC	21	1	1	2				
@ WF	24	1	0	1				

CAREER STATS

Year	GP-GS	Ply	Ht	Ast	Tot	TFL	SK	CF/R	QP
2015	13-0	102	4	4	8	2-8	1-5	0/1	
2016	12-0	321	9	4	13	3-8			1
2017	11-0	238	9	5	14	2.5-14	2-13		1
Totals	36-0	661	22	13	35	7.5-30	3-18	0/1	2



BRADLEY CHUBB 9
DE | 6'4 | 275 | Sr.
Marietta, Ga. (Hillgrove)

- A finalist for the Nagurski and Bednarik Awards and a semifinalist for the Hendricks Award.
- Set the NC State career records for tackles for loss and sacks in the win at Boston College and now has 58 TFL and 26 sacks for his career.
- Those numbers ranks sixth (TFL) and 18th (sacks) in ACC history.
- Ranks 2nd in the FBS in tackles for loss, he ranks 7th in sacks. He leads the ACC in both categories.
- Three time ACC Defensive Lineman of the Week: vs. Florida State, Syracuse and Boston College.
- Has played 86% of the defensive snaps vs. ACC competition this year (431 of 500).
- Named a midseason All-American by AP, ESPN, CBS, Fox Sports, Sports Illustrated, Sporting News, USA Today and The Athletic. Mark Schlabaugh of ESPN named him the Midseason national defensive player of the year and he

was a unanimous choice of SI and CBS.

- A first-team AP preseason All-American, he won 2nd-team honors from Athlon and Sports Illustrated.
- On the preseason watch lists for the Bednarik, Nagurski and Hendrick Awards.
- Athlon's Defensive Player of the Week vs. FSU.
- Has 24 TFLs in 2017 - the second-best single-season mark in school history. Needs just 3.5 more to tie Mario Williams' school record.
- 10 sacks this season tied for 6th in school history.
- Tied for 3rd in school history with eight career fumbles forced.
- Finished 2016 ranked fourth in the FBS, second in the ACC, in tackles for loss (22) in 2016. He was the national leader at the end of the regular season.
- 22 tackles for loss was the second-best mark in school history. Only No. 1 NFL draft pick Mario Williams had more in a season for the Pack.
- Named the team's Defensive MVP for 2016.

CAREER BESTS

Plays	74	Clemson (2017), MSU (2015)
Tackles	9	vs three teams
TFL	4.5	Syracuse (2016)
Sacks	3	Notre Dame (2016)


2017 GAME BY GAME STATS

Opp	Ply	Ht	Ast	Tot	TFL	SK	QP	PBU	FF/RF	BK
*SC	47	1	4	5	2-3			1		
*Marsh	57	6	1	7	3-16	1-11				
*Fur	34	0	2	2	0.5-1	0.5-1	1			
*@FSU	51	5	2	7	3-14	2-13				1/0
*Syra	64	3	5	8	3.5-24	2-20	2			
*Lou	76	2	4	6	2-9	1-4	2			1
*@Pitt	53	2	0	2			2	1		
*@ ND	65	5	3	8	3-6	1-1				
*Clem	74	3	5	8	1.5-2		2			
*@ BC	67	6	3	9	5-23	2.5-16	0			2/0
*@ WF	47	3	2	5	0.5-1					

CAREER STATS

Year	G-GS	Pl	Hit	Ast	Tot	TFL	Sk-Yd	C/R	QP	PBU	INT
2014	11-0	17	1	2	3	0-0	0-0	0/0	0	0	0
2015	13-13	630	29	40	69	12-46	5.5-32	3/0	8	1	1-0
2016	13-13	673	33	25	58	22-86	10.5-59	2/0	7	0	0
2017	11-11	635	36	31	67	24-76	10-66	3/0	8	2	0
Tot	48-37	1,955	99	98	197	58-208	26-147	8/0	23	3	1-0

*Blocked a kick in 2015, extra point in 2017



A.J. COLE, III 90
P | 6'4 | 230 | Jr.
College Park, Ga. (Woodward Acad)

- One of 22 players nationally to be named to the Allstate AFCA Good Works Team®, which honors community service.
- A finalist for the Wuerffel Trophy.
- On the preseason watch list for the Ray Guy Award.
- Ranks 11th in the FBS, 1st in the ACC, with a 44.7 punt average this season - if the season ended today that would be the 4th best mark in school history.
- 69-yard punt against South Carolina is the longest in the ACC this season.
- Posts the 3rd-best career punting average in school history (42.4).
- His 7,043 punting yards rank 5th in the career record books, while his 166 punts is tied for 5th in school history.

GAME 12: NC STATE vs. UNC

- 66 of his 166 career punts have been downed inside the opponent's 20 yard line.
- Turned in two punts of 60+ yards in 2016 and two already in 2017.
- Enrolled in an undergraduate graduate program - he is already working on his master's degree while he pursues an undergraduate degree. Both in engineering.
- Has spent his last four spring breaks in Nakuru, Kenya working with a school there.

CAREER BESTS


Punts 9 BC (2015)
 Punting Yards 392 BC (2015)
 Punt Avg. 54.5 Wake Forest (2016)
 Punts Inside 20 4 vs. three teams

2017 GAME BY GAME STATS

Opp	Punt	Yds	Avg	LG	TB	FC	I20+50	BK
*SC	4	196	49.0	69	0	0	2	1 0
*Marsh	4	169	42.4	47	1	3	3	0 0
*Fur	3	113	37.7	49	0	1	3	0 0
*@FSU	4	166	41.5	47	0	1	1	0 0
*Syra	4	207	51.8	65	0	0	3	3 0
*Lou	3	135	45.0	50	1	1	2	1 0
*@Pitt	6	268	44.7	58	0	1	3	3 0
*@ ND	8	356	44.5	56	0	2	3	3 0
*Clem	5	246	49.2	57	0	2	2	2 0
*@ BC	4	174	43.5	54	1	0	0	1 0
*@ WF	4	159	39.8	48	1	1	0	0 0

CAREER STATS

Year	GP-GS	Punt	Yds	Avg	LG	TB	FC	I20+50	BK
2015	13-13	66	2,750	41.7	72	6	26	28	14 0
2016	13-13	51	2,104	41.3	72	5	20	16	9 1
2017	11-11	49	2,189	44.7	69	4	12	22	14 0
Totals	37-37	166	7,043	42.4	72	15	58	66	37 1



COLE COOK
TE | 6'6 | 250 | Gr.
Carrollton, Ga. (Carrollton)

48

- A semifinalist for the William V. Campbell Trophy - given to the nation's top SCHOLAR-athlete.
- Named to the preseason watch list for the Mackey Award.
- One of the top leaders on the 2017 squad, he was elected to serve as a team captain by his teammates for the second straight year.

CAREER BESTS

Plays 56 UNC (2016)
 Receptions 3 S. Alabama (2015)
 Touchdowns 1 Old Dominion (2016)
 Long Rec. 29 S. Carolina (2017)

2017 GAME BY GAME STATS

OPP	PI	Rec	Yds	TD	LP
*SC	55	1	29	0	29
*Marsh	45	0	0	0	-
*Fur	39	0	0	0	-
*@FSU	47	0	0	0	-
Syra	50	0	0	0	-
Lou	37	0	0	0	-
*@Pitt	44	0	0	0	-
*@ND	33	0	0	0	-
*Clem	46	0	0	0	-
@ BC	41	0	0	0	-
*@ WF	58	0	0	0	-

CAREER STATS

Year	GP-GS	PI	Rec	Yds	TD	LP
2014	13-2	230	0	0	0	-
2015	13-4	500	6	61	0	13
2016	12-9	429	4	49	1	27
2017	11-8	495	1	29	0	29
Totals	49-23	1,654	11	139	1	29



PETER DANIEL
OT | 6'6 | 305 | R-Gr.
Raleigh, N.C. (Broughton)

64/99

- Former walkon who earned a scholarship.
- Has added over 90 lbs. in the past two years.
- Earned his degree in agricultural business in May of 2017.

CAREER BESTS

Plays 21 S. Alabama (2015)

2017 GAME BY GAME STATS

Opp	Ply	KD	SK Allow
SC	*6	0	0
Marsh	Special Teams Only		
Fur	18	1	0
@FSU	Special Teams Only		
Syra	Special Teams Only		
Lou	Special Teams Only		
@ Pitt	1	0	0
@ ND	Special Teams Only		
Clem	1	0	0
@ BC	Special Teams Only		
@ WF	Special Teams Only		

CAREER STATS

Year	GP-GS	Ply	KD	SK Allow
2015	13-0	43	NA	NA
2016	13-0	16	0	0
2017	11-0	20	1	
Totals	37-0	79	NA	NA



EMEKE EMEZIE
WR | 6'3 | 209 | Fr.
Waxhaw, N.C. (Marvin Ridge)

86

PRONUNCIATION: eh MECK ah ee MEEZE ee

- Had five catches for 69 yards and an acrobatic TD catch at Wake Forest.
- True freshman who has worked his way into the rotation at wide receiver.
- Family is from Nigeria, his full name is Chukwuemeka Chitabera Emezie.

CAREER BESTS

Plays 48 Wake Forest (2017)
 Receptions 5 Wake Forest (2017)
 Rec. Yards 67 Wake Forest (2017)

2017 GAME BY GAME STATS


OPP	PI	Rec	Yds	TD	LP
SC	10	1	14	0	14
Marsh	16	2	14	0	8
Fur	30	2	19	0	11
@FSU	3	0	0	0	-
Syra	13	0	0	0	-
Lou	Special Teams Only				
@ Pitt	Special Teams Only				
@ ND	1	0	0	0	-
Clem	6	0	0	0	-
@ BC	35	1	18	0	18

PLAYER BIOS

@ WF 48 5 67 1 20

CAREER STATS

Year	GP-GS	PI	Rec	Yds	TD	YPR	LP
2017	11-0	161	11	132	1	10.8	18




JOSHUA FEDD-JACKSON 66
OG | 6'3 | 336 | Fr.
Montvale, N.J. (St. Joseph)

2017 GAME BY GAME STATS

Opp	Ply	KD	SK Allow
SC	Special Teams Only		
Marsh	Special Teams Only		
Fur	16	3	0
@FSU	Special Teams Only		
Syra	Special Teams Only		
Lou	Special Teams Only		
@Pitt	Special Teams Only		
@ ND	Special Teams Only		
Clem	Special Teams Only		
@ BC	Special Teams Only		

CAREER STATS

Year	GP-GS	Ply	KD	SK Allow
2017	10-0	16	3	0



JEROD FERNANDEZ 4
LB | 6'0 | 217 | R-Sr.
Sanford, Fla. (Lake Mary)

PRONUNCIATION: jere UHD

- Team leader with 87 tackles for the season - he ranks 11th in the ACC with 7.9 per game.
- Led the team in tackles in the opener with 9, a career-high 14 vs. Syracuse, with nine vs. FSU, 13 at Notre Dame and 10 at Boston College..
- Has started 41 career contests - tied for second among defenders.

CAREER BESTS


Plays 83 Old Dominion (2014)
 Tackles 14 Syracuse (2017)
 Tackles for Loss 1.5 Notre Dame (2016)
 Sacks 1 Syracuse (2014)
 PBUs 2 Vanderbilt (2016)
 Interceptions 2 Florida State (2014)

2017 GAME BY GAME STATS

Opp	Ply	Ht	Ast	Tot	TFL	Sk	QP	PBU	FF/R
*SC	43	4	5	9	0.5-1				
*Marsh	53	3	4	7	0.5-1				1/0
*Fur	45	2	3	5	0.5-1				
*@FSU	48	3	6	9	0.5-1				
*Syra	77	7	7	14					
*Lou	67	3	4	7				1	
*@ Pitt	40	3	2	5	1-1			1	
*@ ND	64	7	6	13	1.5-5				
*Clem	49	0	4	4	0.5-1				1
*@ BC	57	4	6	10	0.5-2	0.5-2			
*@WF	46	3	1	4	1-1				

CAREER STATS

Yr	GP-GS	PI	Hit	Ast	Tot	TFL	SK	PBU	FF/R	INT
2014	12-10	682	32	46	78	4-22	1-13	3	1/0	2-19
2015	13-8	578	13	34	47	3-11	0.5-5			2-39
2016	13-12	808	29	59	88	4.5-15		3	1/0	1-11
2017	11-11	589	39	48	87	6.5-14	0.5-2	1	1/0	
Tot	49-41	2,657	113	187	300	18-62	2-20	7	3/0	5-69



RYAN FINLEY 15
QB | 6'4 | 210 | R-Jr. (Gr.)
Phoenix, Ar. (Boise St./Paradise Val.)

- Boasted the longest streak of pass attempts without an interception in the FBS with 339. He had not thrown a pick since the Miami game in 2016 before throwing one vs. Notre Dame.
- That was second-longest streak in school and ACC history. Only Russell Wilson had more (379) and he was an NCAA record.
- A finalist for the Johnny Unitas Golden Arm Award - the only ACC quarterback to make that list.
- Boasts the third-best completion percentage in the ACC even after his worst outing at BC. Currently posts a .638 mark for the season - that would be the 5th best in school history if the season ended today.
- His career mark of .619 currently ranks 2nd in school history only to Philip Rivers.
- Named the ACC Offensive Back of the Week for his performance against Louisville, he was also named a Manning Award Star of the Week.
- Ranks 17th in the FBS, 2nd in the ACC, in passing yards with 2,996 - the No. 10 single-season mark in school history with two games left to play.
- Ranks 7th in the FBS, 2nd in the ACC, in completions per game (24.4).
- Ranks 25th nationally in total offense: 287.6 yards per game.
- After 24 games at NC State, ranks 5th in school history in career passing yards (6,055), 7th in touchdowns (34).
- Ranks 5th in school history in total offense (6,317).
- Posts the second-best interception avoidance mark in school history at 1.58. He has 822 attempts and 12 INTs.
- Posted the best yards per completion mark of his career in the win over No. 17 Louisville - 18.35 yards on 20 completions.
- Named a Manning Award Star of the Week, a Davey O'Brien "Great 8" performer and a Taxslayer Bowl Player of the Week for his performance vs. FSU.
- Set a school record for pass completions (45) in the opener vs. South Carolina. His 64 attempts ranked 2nd all-time in school history while his 415 yards was the No. 11 mark.
- First Pack QB to open the season with back to back 300-yard passing games since Philip Rivers in 2003.
- Named to the Academic All-ACC team for his performance last season. He earned a 3.889 GPA while pursuing a Master's degree in liberal arts.
- Threw for 3,059 yards in 2016, the sixth-best mark in school history and the highest mark ever for a Wolfpack sophomore.
- 18 TD passes in 2016 tied as the 11th-best single-season mark in school history and the third-best total ever for a sophomore.
- Turned in 3,153 yards of total offense in 2016 - the seventh-best single-season mark in school history.
- Transferred from Boise State in the summer of 2016 after earning his degree in three years. Was granted a sixth year of eligibility by the NCAA.
- Earned his undergraduate degree in psychology and is pursuing master's degrees in sports performance and youth development and leadership.

CAREER BESTS

Plays106.....S. Carolina (2017)
Completions.....45.....S. Carolina (2017)
Attempts.....64.....S. Carolina (2017)
Pass Yds415.....S. Carolina (2017)
Pass TDs.....3..... vs. four teams
Long Pass80..... East Carolina (2016)

Rush Attempts.....12.....Florida State (2016)
Rushing Yards24.....Clemson, UNC (2016)
Total Offense393.....S. Carolina (2017)

2017 GAME BY GAME STATS

Opp	Ply	Cmp-Att	Yds	Int	TD	Lg	Pct.	Rush-Yds	TO
*SC	106	45-64	415	0	2	32	.703	5-(22)	393
*Marsh	71	29-36	341	0	3	45	.805	5-42	383
*Fur	55	22-27	231	0	1	30	.815	2-(6)	225
*@ FSU	74	22-32	230	0	2	71	.688	0-0	230
*Syra	86	20-33	186	0	1	30	.606	5-37	223
*Lou	74	20-31	367	0	1	79	.645	7-19	386
*@ Pitt	64	14-25	198	0	1	43	.560	3-10	208
*@ ND	65	17-37	213	1	1	42	.459	3-(21)	192
*Clem	86	31-50	338	2	3	40	.620	8-35	373
*@ BC	74	13-32	146	1	0	24	.406	6-39	185
*@ WF	94	34-52	327	1	1	32	.654	10-35	362


CAREER STATS

at NC State

Year	GP-S	Ply	Cmp-Att	Yds	Int	TD	Lg	Pct.	Rush-Yds
2016	13-13	848	243-402	3,059	8	18	80	.604	74-94
2017	11-11	849	268-420	2,996	5	16	79	.638	54-168
Totals	24-24	1,697	511-822	6,055	13	34	80	.619	128-262

at Boise State

Year	GP-S	C-A	Yds	Int	TD	Lg	Pct.	Rush-Yds
2014	5-0	12-27	161	1	2	43	.444	7-31
2015	3-3	46-70	485	4	1	43	.657	22-42
Totals	8-3	58-97	646	5	3	43	.597	29-73



SHUG FRAZIER 90
DT | 6'3 | 315 | R-Fr.
Buford, Ga. (Buford)

- Backup defensive tackle.


CAREER BESTS

Plays32.....Furman (2017)
Tackles3.....Furman (2017)

2017 GAME BY GAME STATS

Opp	Ply	Ht	Ast	Tot	TFL	SK	PBU	CF/R
SC	2	0	0	0				
Marsh	13	0	0	0				
Fur	32	1	2	3				
@ FSU	10	0	1	1				
Syra	20	0	0	0				
Lou	10	0	0	0				
@ Pitt	23	1	0	1				
@ ND	50	1	2	3				
Clem	12	0	0	0				
@ BC	9	1	0	1				
@ WF	8	0	0	0				

Yr	GP-GS	Pl	Hit	Ast	Tot	TFL	SK	PBU	CF/R	INT
2017	11-0	189	4	5	9					



REGGIE GALLASPY II 25
RB | 5'11 | 225 | Jr.
High Point, N.C. (S. Guilford)

PRONUNCIATION: gahl LASS bee

- Leading rusher in the win over Marshall, he scored two rushing touchdowns.
- Backed up 1,000-yard rusher Matt Dayes in 2016, he was the team's second-leading rusher.
- Ran for almost 7,000 yards in his his three-year high school career. He led the state of North Carolina in rushing with 349 -3,318 yards and 52 TDs in 2014.

CAREER BESTS


Plays65.....Wake Forest (2017)
Rushes14.....UNC (2015)
Rushing Yards81.....Syracuse (2015)
Rush TDs.....2.....S. Ala (2015), Marshall (2017)
Long Rush.....37.....East Carolina (2016)

2017 GAME BY GAME STATS

Opp	Pl	Att	Yds	TD	Lg	YPC	Rc-Yds	TD	YPR	LG
SC	48	13	27	0	8	2.1	2-13	0	6.5	11
*Marsh	34	12	61	2	23	5.1	0-0	0	0	-
Fur	21	7	22	0	9	3.1	0-0	0	0	-
@ FSU	8	2	29	0	30	14.5	0-0	0	0	-
Syra	18	10	33	1	10	3.3	0-0	0	-	-
Lou	27	8	31	1	13	3.9	0-0	0	-	-
@ Pitt	28	11	46	0	22	4.2	0-0	0	-	-
@ ND	45	12	46	0	14	4.3	3-8	0	2.7	5
Clem	40	6	46	0	22	7.7	1-6	0	-	-
@ BC	26	8	32	0	18	4.0	1-2	0	2.0	2
@ WF	65	11	44	1	14	4.0	3-6	0	2.0	6

CAREER STATS

Year	GP-S	Pl	Att	Yds	TD	Lg	YPC	Rc-Yds	TD	YPR	LG
2015	12-1	164	66	316	4	35	4.8	4-39	0	9.0	21
2016	12-0	144	49	234	2	37	4.8	5-9	0	1.8	6
2017	10-1	360	100	417	5	30	4.2	10-35	0	3.5	11
Tot	35-2	668	215	967	11	37	4.5	19-93	0	4.9	21




TYLER GRIFFITHS 57
LS | 6'2 | 230 | Jr.
Indian Trail, N.C. (Sun Valley)

- Has snapped the ball 340 times in his career.
- Snapper for all kicks for the third straight season.

CAREER STATS

Year	GP-GS	Pl	Punt Snaps	Short Snaps
2015	12-0	0	67	70
2016	13-0	0	53	58
Totals	11-0	0	50	61
Totals	36-0	0	170	189



KELVIN HARMON 3
WR | 6'3 | 213 | Soph.
Palmyra, N.J. (Palmyra)

- Was named to the Biletnikoff watch list.
- Has posted six 100-yard receiving games this season - tied as the 4th-best tally in school history.
- Hauled in a career high 155 yards on 8 grabs versus Clemson.
- Has seven 100+ yard games for his career - 5th highest in school history.
- His 972 yards this season ranks 6th in school history - 2nd best ever for a Wolfpack sophomore.
- Could become the first Pack receiver since 2003 to go over the 1,000-yard mark for a season.
- First WR to open the season with back-to-back 100-yard games since Koren Robinson in 2000.
- Ranks 2nd in the ACC (13th in FBS) in receiving yards.
- Ranks 22nd in the FBS in receptions per game (6.0)
- Earned the team's 2016 Philip Rivers Award for Freshman of the Year, he was named to the Athlon Sports All-ACC Freshman squad.
- Set a school record for TD receptions by a freshman with five last season. His 462 yards was the third-best total ever by a Pack rookie.

GAME 12: NC STATE vs. UNC

- Averaged 17.1 yards per catch for the season, the second-best mark ever by an NC State freshman.

CAREER BESTS


Plays	94	S. Carolina (2017)
Receptions	10	S. Carolina (2017)
Rec. Yards	155	Clemson (2017)
Rec. TDs	2	Wake Forest (2016)
Long Reception	68	Syracuse (2016)

2017 GAME BY GAME STATS

OPP	PI	Rec	Yds	TD	LP
*SC	94	10	114	0	24
Marsh	53	9	121	1	34
*Fur	40	5	33	0	14
*@FSU	61	1	16	0	16
*Syr	53	2	17	0	10
*Lou	68	6	133	1	48
*@Pitt	55	3	113	0	43
*@ND	61	7	97	1	24
*Clem	80	8	155	1	40
*@BC	70	5	68	0	24
*@WF	81	8	105	0	32

CAREER STATS

Year	GP-GS	PI	Rec	Yds	TD	YPR	LP
2016	13-4	460	27	462	5	17.1	68
2017	11-10	716	64	972	4	15.2	48
Totals	24-14	1176	91	1,434	9	15.8	68



B.J. HILL
DT | 6'4 | 315 | Sr.
Oakboro, N.C. (West Stanley)

98

- Tied for most career starts (42) on defense. That mark ranks second on the entire team.
- Tied a career high with nine tackles in the win at Boston College, he posted a career-best three TFLs in that game.
- Key to the Pack's successful rush defense for the past two seasons.
- One of the strongest players on the team, he can bench 500 lbs.
- On the preseason watch list for the Outland Trophy and Bednarik Award.

CAREER BESTS

Plays	70	Miss. St. (2015), UCF (2014)
Tackles	9	BC (2017), Clemson (2016)
TFL	3	BC (2017)
Sacks	1.5	BC (2015)
QB Pressures	2	Florida State (2015)

2017 GAME BY GAME STATS


Opp	Ply	Ht	Ast	Tot	TFL	SK	PBU	QP	CF/R
*SC	46	0	2	2					
*Marsh	55	0	1	1					
*Fur	34	3	3	6					1
*@FSU	54	1	1	2	1-5	1-5			
*Syr	64	0	6	6					
*Lou	76	1	3	4			1	1	
*@Pitt	54	2	1	3			1		
*@ND	69	2	2	4					
*Clem	66	0	7	7					
*@BC	61	6	3	9	3-7	1-1	1		
*@WF	47	3	1	4					

*Blked XP vs. Wake Forest

CAREER STATS

Year	G-GS	PI	Hit	Ast	Tot	TFL	Sk	CF/R	QP	PBU
2014	12-5	486	20	20	40	7.5-23	1.5-4		2	1
2015	13-13	613	24	27	51	11-36	3.5-12		4	3

2016	13-13	586	16	23	39	2.5-9	1-8	1/2	2	2
2017	11-11	626	18	30	48	4-12	2-6		3	4
Tot	49-42	2,311	78	100	178	25-80	8-30	1/2	11	10



NYHEIM HINES
RB | 5'9 | 197 | Jr.
Garner, N.C. (Garner)

7

PRONUNCIATION: nie HEEM

- One of the four finalists for the Paul Hornung Award, given to the nation's most versatile player.
- Named a midseason All-American by the AP, The Athletic CBS and Fox as an all-purpose player.
- The first FBS player this century with touchdowns of 80 or more yards on both a punt return and a rush in the same game.
- His 83 yard rush for a score in the win at Pitt was the 7th longest, while his 92-yard punt return for a TD was the 2nd-longest and the longest since 1926.
- Ranks 17th in the FBS and leads the ACC, with 140.9 all-purpose yards per game - that mark went down after he suffered an ankle injury at Notre Dame and played limited snaps in that and the next contest and then exited the Wake Forest game with another injury.
- Ranks 2nd in school history with 2,156 career kickoff return yards.
- Has tallied 4,320 all-purpose yards for his career - the No. 5 mark in school history.
- Had posted three straight 100 yard rushing games: 115 vs. Syracuse and 102 vs. Louisville and a career high 135 at Pitt the injury.
- Named to the Paul Hornung Honor Roll for the SC, Louisville and Pitt contests.
- An All-American and ACC Champion in track, he played WR and RB in 2016, but saw most of his action at WR.
- One of only four players in ACC history to post two 100-yard kickoff returns in a career.
- Had 11 catches vs. Florida State in 2016- then tied as the fifth-highest reception total in school history.

CAREER BESTS

Plays	54	Syracuse (2017)
Receptions	11	Florida State (2016)
Receiving Yards	124	Florida State (2016)
Rec. TDs	1	Wake Forest (2015)
Long Rec.	58	Wake Forest (2015)
Rushes	24	Florida St. (2017)
Rushing Yards	115	Syracuse (2017)
Rush TDs	1	vs. several teams
Long Rush	39	Syracuse (2017)
KOR	8	Louisville (2016)
KOR Yards	189	Louisville (2016)
KOR TDs	1	Clemson (2015), Vandy (2016)
Long KOR	100	Clemson (2015), Vandy (2016)


2017 GAME BY GAME STATS

Opp	PI	Att	Yds	TD	Lg	Rc-Yds	TD	LG	KOR	PR
*SC	53	15	81	1	19	4-32	0	15	2-39	3-40
Marsh	37	13	29	0	9	4-14	0	8	4-94	0-0
*Fur	28	11	92	1	28	1-7	0	7	2-68	0-0
*@FS	54	24	94	0	17	1-8	0	8	1-21	0-0
*Syr	52	19	115	1	39	2-8	0	10	2-33	0-0
*Lou	42	18	102	2	45	2-15	0	11	4-105	2-3
*@Pitt	32	16	135	1	83	2-5	0	4	1-15	2-94-1
*@ND	5	2	6	0	3	0-0	0	-	1-2	1-11
*Clem	27	8	34	0	13	2-5	0	4	0-0	0-0
*@BC	43	19	110	1	50	2-16	0	12	3-77	0-0
*@WF	31	14	46	0	12	1-1	0	1	0-0	2-(7)

PLAYER BIOS

CAREER STATS

Year	GP-S	PI	Rec	Yds	TD	Lg	Rush	TD	KOR	PR
2015	13-5	392	20	256	1	58	48-243	1	35-920-1	
2016	12-6	410	43	525	0	56	13-44	0	32-782-1	
2017	11-10	404	21	111	0	15	159-844	6	20-454-0	8-141-1
Tot	36-211	2,06	84	892	1	58	220-1131	7	87-2,156-2	8-141-1



CHRIS INGRAM
CB/Nickel | 6'0 | 180 | Fr.
Mooreville, N.C. (Mooreville)

15

- Started the Wake Forest game at nickel - the only true freshman to start a game this season.

CAREER BESTS

Plays	54	Wake Forest (2017)
Tackles	3	Wake Forest (2017)

2017 GAME BY GAME STATS

Opp	Ply	Ht	Ast	Tot	QP	PBU	INT
SC							Special Teams Only
Marsh							Special Teams Only
Fur	24						
@FSU							Special Teams Only
Syr							Special Teams Only
Lou							Special Teams Only
Pitt							Special Teams Only
@ND							Special Teams Only
Clem	4	0	1	1			
@BC							Special Teams Only
*@WF	54	3	0	3			

CAREER STATS

Year	G-GS	PI	Hit	Ast	Tot	QP	PBU	INT
2017	11-1	62	3	1	4			



JUSTIN JONES
DT | 6'2 | 312 | Sr.
Austell, Ga. (S. Cobb)

27

- Unsung member of the Pack's defensive line.
- Exited the Notre Dame game after only 10 plays with an arm injury.
- Tallied a career-high 2.5 tackles for loss in the win over Syracuse.

CAREER BESTS

Plays	68	Syracuse (2017)
Tackles	7	vs. four teams
TFL	2.5	Syracuse (2017)
Sacks	1	vs. many

2017 GAME BY GAME STATS

Opp	Ply	Ht	Ast	Tot	TFL	SK	PBU	QP	FF/R
*SC	28	0	0	0					
*Marsh	42	0	0	0					0/1
*Fur	54	4	3	7	0.5-0	0.5-0			
*@FSU	37	1	0	1	1-3	1-3			
*Syr	68	3	4	7	2.5-9	1-4			2
*Lou	57	0	3	3	0.5-0				
*@Pitt	42	0	0	0					
*@ND	10	1	0	1	1-1				
*Clem	55	0	0	0					
*@BC	52	1	3	4	1-1	1-1			
*@WF	31	2	3	5	2-4				

CAREER STATS

Year	GP-S	Pl	Hit	Ast	Tot	TFL	Sk	QP	FF/RPBU
2014	10-0	132	6	5	11			2	
2015	13-3	408	20	9	29	6.5-24	2-12	3	1/0
2016	13-13	567	21	22	43	6.5-36	3-25	2	1
2017	11-11	476	12	16	28	8.5-18	3.5-8	2	0 0
Tot	47-27	1,583	59	52	111	21.5-78	8.5-45	9	1/1 1

blocked a kick in 2016



TYLER JONES **53**
OT | 6'3 | 300 | R-Jr.
Stone Mountain, Ga. (Stephenson)

- Has played 98% of the Pack's offensive snaps this season (848 of 864 gradeable snaps).
- Has played every offensive snap of the last 19 ACC games dating back to the 2015 season.
- Offensive line ranks 9th in the FBS in sacks allowed.
- In for 103 snaps in the opener vs. South Carolina.
- Played 98% last season, including every snap vs. ACC.
- Starter at left tackle for the entire 2016 season, he did not allow a sack in the last seven games.
- In 2015, started two contests at left guard and three at right tackle.

CAREER BESTS

Plays103 S. Carolina (2017)
Knockdowns 6 Syracuse (2017)

2017 GAME BY GAME STATS

Opp	Ply	KD	SK	Allow
*SC	103	0		0
*Marsh	71	3		0
*Fur	55	1		1
*@FSU	74	1		0
*Syra	87	6		0
*Lou	73	4		0
*@ Pitt	64	4		0
*@ ND	63	1		0
*Clem	86	3		0
*@BC	74	7		0
*@ WF	98	1		0

CAREER STATS

Year	GP-GS	Ply	KD	SK	Allow
2015	11-6	531	NA		NA
2016	13-13	952	26		2
2017	11-11	848	24		3
Totals	35-30	2,331	NA		NA



TIM KIDD-GLASS **34**
SAF | 6'1 | 202 | So.
Danville, Va. (George Washington)

- Young starter at free safety who has improved greatly over the course of the season.
- Pulled down his first career interception vs Clemson.
- Earned his first career start in his second career game at free safety.

CAREER BESTS

Plays83 Syracuse (2017)
Tackles 3 Syracuse (2017)

2017 GAME BY GAME STATS

Opp	Ply	Ht	Ast	Tot	QP	PBU	INT
SC	17	0	1	1			
*Marsh	71	1	1	2			

*Fur	67	2	0	2			
*@FSU	68	1	1	2	1		
*Syra	83	2	1	3		1	
*Lou	82	2	1	3		1	
*@ Pitt	57	4	1	5			
*@ ND	59	1	4	5			
*Clem	77	3	3	6			1-0
*@ BC	26	0	1	1			
@ WF							Special Teams Only

CAREER STATS

Year	G-GS	Pl	Hit	Ast	Tot	QP	PBU	INT
2016	8-0	0	1	1	2			
2017	10-8	581	16	14	30	1	2	1-0
Tot	18-8	581	17	15	32	1	2	1-0



NICK LACY **26**
CB | 5'7 | 182 | R-Sr.
Pinehurst, N.C. (Pinecrest)


- Saw the first action from scrimmage of his career in the win over Furman.
- Has traveled to Kenya over the past two spring breaks on a mission trip.

2017 GAME BY GAME STATS

Opp	Ply	Ht	Ast	Tot
SC	ST	0	1	1
Marsh	ST	0	0	0
Fur	10	0	0	0
@ FSU	0	1	1	2
Syra	0	0	1	1
Lou	0	1	0	1
@ Pitt	0	1	0	1
@ ND	0	0	0	0
Clem	0	0	0	0
@ BC	0	0	0	0
@ WF	0	0	0	0

CAREER STATS

Year	G-GS	Pl	Hit	Ast	Tot	CF/R
2014	4-0	0	0	0	0	0/1
2015	10-0	0	0	1	1	0/0
2016	12-0	0	0	0	0	0/0
2017	11-0	10	3	3	6	0/0
2017	37-0	10	3	4	7	0/1



GAVIN LOCKLEAR **6**
WR | 5'10 | 195 | R-Sr.
Apex, N.C. (Apex)

- Completed a pass to quarterback Ryan Finley in the win over Syracuse.
- Former walkon who was awarded a scholarship prior to the 2016 season.
- Co-recipient of the team's Ken McNeill Iron Wolf Award, awarded annually to the player who makes the greatest comeback from injury. He suffered an open compound fracture in his lower leg in the summer of 2014.

CAREER BESTS

Plays28ODU (2015)
Receptions.....2UNC (2015)
Rec. Yards.....25UNC (2015)


2017 GAME BY GAME STATS

OPP	Pl	Rec	Yds	TD	LP	Cmp-Att-Yd
SC	19	0	0	0	-	
Marsh	9	1	4	0	4	
Fur	21	1	5	0	5	

@ FSU	1	0	0	0	-	
Syra	4	0	0	0	-	1-1-20
Lou	0	0	0	0		
@ Pitt	5	0	0	0		
@ ND	2	0	0	0		
Clem	4	1	8	0	8	0-0
@ BC	0	0	0	0		
@ WF	4	0	0	0		

CAREER STATS

Year	GP-GS	Pl	Rec	Yds	TD	YPR	LP	Cmp-Att	Yds
2015	12-0	103	7	75	0	10.7	15		
2016	13-0	82	2	15	0	7.5	10	2-3	66
2017	11-0	69	3	17	0	5.7	4	1-1	
Totals	36-0	254	12	107	0	9.0	15	3-4	66



STEPHEN LOUIS **12**
WR | 6'2 | 217 | R-Jr.
W. Palm Beach, Fla. (Palm Bch Lakes)

PRONUNCIATION: *steff AHN LEW iss*

- Posts the 13th-best career yards-per-catch mark in school history: 16.0
- Ranks 3rd on the team in receiving yards with 468, he left the BC game after just 26 plays after suffering an ankle injury and missed the Wake Forest contest.
- Led the team in receiving yardage with 678 last season.
- His three 100-yard games in 2016 tied as the ninth-best mark ever for a Pack receiver.
- Earned the team's Gary Rowe Award for receiver of the year. Also a co-recipient of the Ken McNeill Iron Wolf Award, given for making a comeback from an injury.
- Missed the 2015 season after undergoing surgery on *both* shoulders.
- First Wolfpack player since Jerricho Cotchery in 2003 to post three 100+ yard games in one season.

CAREER BESTS


Plays95Syracuse (2017)
Receptions.....6Furman (2017)
Receiving Yards.....142East Carolina (2016)
Rec. TDs1vs. many

2017 GAME BY GAME STATS

OPP	Pl	Rec	Yds	TD	LP
*SC	95	5	39	0	9
Marsh	49	5	73	1	24
*Fur	38	6	56	0	14
*@FSU	55	2	18	0	10
*Syra	64	4	67	1	30
*Lou	51	3	99	0	39
*@ Pitt	53	0	0	0	-
*@ ND	60	2	56	0	42
*Clem	78	6	55	0	13
*@ BC	26	1	5	0	5
@ WF					DNP - Injured

CAREER STATS

Year	GP-GS	Pl	Rec	Yds	TD	YPR	LP
2014	12-2	187	7	72	1	10.3	21
2016	13-10	638	35	678	2	19.4	80
2017	10-9	569	34	468	2	13.8	42
Totals	35-21	1,394	76	1218	5	16.0	80



JALAN McCLENDON 2
QB | 6'5 | 221 | R-Jr.
Charlotte, N.C. (West Mecklenburg)

- Backup quarterback who saw action in 10 games and was the team's fourth-leading rusher.

CAREER BESTS

Plays	26	William & Mary (2016)
Completions	6	William & Mary (2016)
Attempts	9	William & Mary (2016)
Pass TD	1	Old Dominion (2016)
Long Pass	29	William & Mary (2016)
Rush	10	Notre Dame (2016)
Rush Yards	56	Notre Dame (2016)
Rush TDs	2	Old Dominion (2016)
Long Rush	20	Notre Dame (2016)

2017 GAME BY GAME STATS

Opp	Ply	Cmp-Att	Yds	Int	TD	Lg	Pct.	Rush-Yds	TD
Fur	16	2-3	17	0	0	9	.667	6-67	0
Lou	1	0-0	0	0	0	-	.000	0-0	0

CAREER STATS

Year	GP-S	PI	Cmp-Att	Yds	Int	TD	Lg	Rush-Yds	Tot Off
2015	7-0	66	8-14	69	0	0	15	5-11	80
2016	10-0	123	16-30	176	4	1	29	35-145	321
2017	2-0	16	2-3	17	0	0	9	6-67	84
Tot	19-0	205	26-47	262	4	1	29	46-223	485



NICK McCLOUD 21
CB | 6'1 | 189 | So.
Rock Hill, S.C. (South Pointe)

- Started the first six games of 2017 as senior starter Mike Stevens was injured.
- One of just two true freshman to see action from scrimmage on defense in 2016.
- Also started the 2016 Vanderbilt game (Independence Bowl) when regular starter Mike Stevens was injured.

CAREER BESTS

Plays	81	Vanderbilt (2016)
Tackles	7	Vanderbilt (2016)
PBUS	2	Marsh (2017), Vand. (2016)

2017 GAME BY GAME STATS

Opp	Ply	Ht	Ast	Tot	TFL	SK	PBU	CF/R
*SC	52	3	0	3				
*Marsh	71	2	2	4			2	
*Fur	45	1	0	1			1	
*@FSU	65	2	1	3				
*Syra	68	2	0	2			1	
*Lou	25	0	0	0				
@ Pitt	55	2	4	6			1	
@ ND	42	3	1	4			1	
Clem	6	1	0	1				
@ BC	25	0	1	1				
@ WF	25	2	0	2				

Year	GP-GS	PI	Hit	Ast	Tot	PBU
2016	10-1	184	13	1	14	3
2017	11-6	479	18	9	27	6
Totals	21-7	663	29	10	41	9



JAKOBI MEYERS 11
WR | 6'2 | 203 | R-So.
Lithonia, Ga. (Arabia Mountain)

- Had the second-longest pass play of the season - a 71-yard touchdown reception - in the win at Florida State.
- Had 112 yards on five catches in that victory.
- Had his 2nd 100-yard game vs. Clemson with a career-high 9 grabs for 105 yards.
- Moved to wide receiver from quarterback a week before the 2016 season opener and played there all season.

CAREER BESTS

Plays	66	Wake Forest (2017)
Receptions	9	Clemson (2017)
Rec. Yards	112	FSU (2017)

2017 GAME BY GAME STATS

OPP	PI	Rec	Yds	TD	LP
SC	47	5	62	1	32
*Marsh	34	2	10	0	15
Fur	DNP				
@FSU	20	5	112	1	71
*Syra	46	7	57	0	16
*Lou	47	2	16	0	9
@ Pitt	36	5	52	1	15
@ ND	44	3	31	0	-
Clem	63	9	105	1	23
*@ BC	56	1	15	0	15
@ WF	66	10	90	0	18

CAREER STATS

Year	GP-GS	PI	Rec	Yds	TD	YPR	LP	Cmp	Att	Yds	TD	Rush
2016	13-0	100	13	158	0	12.1	32	1	2	27	0	1-4
2017	10-4	459	49	550	4	11.2	32	0	0	0	0	0-0
Totals	23-4	559	62	708	4	11.4	32	1	2	27	0	1-4



AIRIUS MOORE 58
LB | 6'0 | 235 | Sr.
Beavercreek, Ohio (Beavercreek)

- Pulled down his first career interception in the win over Marshall.
- Tied for the team lead in tackles vs. Clemson (9).
- Has played in more career games (50) than any other player on defense and is tied for the most games played on the entire team.
- Named to the preseason watch list for the Butkus Award and the Lott IMPACT Trophy.
- An Academic All-ACC performer in 2016.
- Ranked third on the team in tackles in 2016, second in tackles for loss.
- Named the defensive MVP for the Independence Bowl victory over Vanderbilt, he tallied nine tackles, including two sacks, in that contest.

CAREER BESTS

Plays	94	Clemson (2016)
Tackles	11	East Carolina (2016)
TFL	4.5	East Carolina (2016)
Sacks	2	Vanderbilt (2016)


2017 GAME BY GAME STATS

Opp	Ply	Ht	Ast	Tot	TFL	SK	QP	PBU	QP	FF/R	Int
*SC	30	0	1	1				1			
*Marsh	54	1	5	6				1			1-4

*Fur	57	4	4	8				1			
*@FSU	46	3	2	5				1			
*Syra	44	1	0	1					1		
*Lou	67	4	4	8							
*@ Pitt	63	2	1	3	1-2				1		
*@ ND	40	1	3	4							
*Clem	62	4	5	9							
*@ BC	46	4	1	5	1-2						
*@ WF	28	1	2	3							

CAREER STATS

Yr	GP-S	PI	Ht	Ast	Tot	TFL	SK	QP	PB	FF/R	Int
2014	13-4	337	21	16	37	3.5-11	1-8	2			1/0
2015	13-13	793	32	45	77	8-22	0.5-7	3	1		0/1
2016	13-13	807	55	31	86	13.5-42	2.5-15	1	5		1/2
2017	11-11	537	25	28	53	2-4		3	3		1-4
Tot	50-41	2,474	133	120	253	27-79	4-30	9	9		2/31-4



JARIUS MOREHEAD 31
SS | 6'1 | 217 | R-Soph.
Whitsett, N.C. (E. Guilford)

- Leading tackler in the Wolfpack's win over Louisville with a career-high 11 stops. He had set a career high the previous week with eight tackles while in for a career-high 84 snaps in the win over Syracuse.
- Saw action in all 13 games last season, he started the Wolfpack's win over Notre Dame at strong safety.

CAREER BESTS


Plays	84	Syracuse (2017)
Tackles	11	Louisville (2017)
Interceptions	1	Notre Dame (2016)

2017 GAME BY GAME STATS

Opp	Ply	Ht	Ast	Tot	TFL	QP	PBU	CF/R
*SC	52	2	4	6				1
Marsh	52	4	1	5	0.5-1			
*Fur	67	3	2	5				
*@FSU	68	5	2	7	0.5-1			0/1
*Syra	84	6	2	8			1	
*Lou	82	7	4	11				1
*@ Pitt	70	2	1	3				2
*@ ND	67	4	4	8			1	
*Clem	79	4	4	8			1	
*@ BC	72	4	2	6				
*@ WF	57	2	1	3				

CAREER STATS

Year	GP-S	PI	Hit	Ast	Tot	TFL-YD	Sk-Yd	QP	PBU	Int
2016	13-1	92	7	5	12					1-25
2017	11-10	740	43	27	70	1-2		3	4	
Totals	24-11	832	51	32	82	1-2		2	4	1-25



DYLAN PARHAM 28
TE | 6'4 | 24 | R-Fr.
Raleigh, N.C. (Southeast)

PRONUNCIATION: PAIR ahm

- Redshirted last season at QB before moving to TE in the summer.

CAREER BESTS

Plays	11	Furman (2017)
Receptions	1	FSU (2017)

2017 GAME BY GAME STATS

OPP	PI	Rec	Yds	TD	LP
SC	2	0	0	0	-
Marsh			Special Teams Only		
Fur	11	0	0	0	-

GAME 12: NC STATE vs. UNC

@FSU	8	1	25	0	25
Syra	2	0	0	0	-
Lou			DNP - Injured		
@ Pitt	3	0	0	0	-
@ ND	1	0	0	0	-
Clem			Special Teams Only		
@ BC	2	0	0	0	-
@ WF	2	0	0	0	

CAREER STATS

Year	GP-GS	Pl	Rec	Yds	TD
2017	1--0	31	1	25	0



GERMAINE PRATT 3
LB | 6'3 | 235 | R-Jr.
High Point, N.C. (Central)

- First Wolfpack defender to score a pair of touchdowns in a season since David Amerson in 2011.
- Returned an interception 25 yards for a touchdown in the win over Louisville and recovered a blocked punt for a score at Notre Dame.
- Leading tackler in the win at Pitt with nine stops.
- Awarded a game ball vs. Louisville.
- Can back up both linebacker spots.
- Redshirted the 2016 season after undergoing shoulder surgery, he was a backup free safety in 2015.
- Has added 39 lbs. since the summer of 2016.

CAREER BESTS

Plays	57	Virginia Tech (2015)
Tackles	9	Pitt (2017), VT (2015)
TFL	three teams	
Int	1	Louisville (2017)

2017 GAME BY GAME STATS

Opp	Ply	Ht	Asst	Tot	TFL	SK	PBU	INT	CF/RF
SC	25	3	2	5					
Marsh	33	0	5	5					
Fur	28	4	1	5	1-3		1		
@FSU	34	2	3	5					
Syra	43	1	2	3	0.5-2				
Lou	28	1	0	1			1	1-25	
@Pitt	47	4	5	9	1-1				0/1
@ND	46	4	4	8	1-2				
Clem	43	2	2	4					
@BC	35	0	5	5					
@ WF36	3	1	4	1-3					

CAREER STATS

Year	GP-GS	Pl	Hit	Asst	Tot	TFL-YD	PBU	Int	CF/RF
2014	13-1	262	21	11	32		3		
2015	13-0	178	13	17	30	1.5-7	1	1-4	3/1
2017	11-0	355	24	25	49	3.5-9		3	1-25
Totals	36-1	795	58	53	111	5-16	7	2-29	3/2



TERRONNE PRESCOD 70
OG | 6'5 | 331 | R-Jr.
Decatur, Ga. (Columbia)

- Has tallied 36 knockdown blocks this season, he only had three for the 2016 campaign.
- Offensive line ranks 9th in the FBS in sacks allowed.
- In for a career-high 86 snaps and tallied a game-best, career-high 7 knockdown blocks in the win over Syracuse.
- Slowed by sickness and injury during fall camp, he played at LG in the season opener and started at right tackle vs. Marshall and at left guard vs. Furman.
- Started at left guard in the 2017 opener, he started three games at right tackle in 2016 and played RG in the first

six games.

CAREER BESTS

Plays	86	Clemson, Syracuse (2017)
Knockdown Blocks	7	Syracuse (2017)

2017 GAME BY GAME STATS

Opp	Ply	KD	SK	Allow
SC	61	1	0	
*Marsh	55	0	0	
*Fur	55	6	0	
*@FSU	74	4	0	
*Syra	86	7	0	
*Lou	70	2	0	
*@ Pitt	64	4	0	
*@ ND	63	0	0	
*Clem	86	2	0	
*@ BC	37	3	0	
*@ WF	98	7	0	

CAREER STATS

Year	GP-GS	Ply	KD	SK	Allow
2015	12-0	42	NA	NA	
2016	13-3	311	3	2	
2017	11-10	749	36	0	
Totals	36-13	822	NA	NA	



JuMICHAEL RAMOS 85
WR | 6'2 | 200 | RS-Gr.
Lovejoy, Ga. (Lovejoy)

- Scored his first touchdown in almost two years in the win over Furman - a 30-yarder.
- Redshirted the 2016 campaign after undergoing two knee surgeries, he was the Pack's second-leading receiver on the team with 34 catches in 2015.


CAREER BESTS

Plays	67	UNC (2015)
Receptions	7	E. Kentucky (2015)
Receiving Yards	109	Boston College (2013)
Rec. Touchdowns	2	East Carolina (2013)
Long Reception	52	Boston College (2013)

2017 GAME BY GAME STATS

OPP	Pl	Rec	Yds	TD	LP
SC	Did Not Play				
*Marsh	5	0	0	0	
Fur	15	1	30	1	30
@FSU	10	0	0	0	-
Syra	8	0	0	0	-
Lou	7	0	0	0	-
@ Pitt	10	0	0	0	-
@ ND	1	0	0	0	-
Clem	1	0	0	0	-
@ BC	7	0	0	0	-
*@ WF	28	1	19	0	19

Year	GP-GS	Pl	Rec	Yds	TD	YPR	LG
2013	11-2	291	24	352	3	14.7	52
2014	10-0	59	1	7	0	7.0	-
2015	13-7	488	34	457	3	13.4	48
2017	10-1	92	2	49	1	24.5	30
Totals	44-10	930	61	865	7	14.2	52



WILL RICHARDSON 54
OT | 6'6 | 322 | R-Jr.
Burlington, N.C. (Cummings)

- Has earned the highest coaches' grade in the three ACC contests, his 96% vs. Louisville was the highest o-line

PLAYER BIOS

coach Dwayne Ledford has ever awarded. He followed that with a 97% vs. Pitt.

- Named the ACC Offensive Lineman of the Week vs. Louisville.
- Offensive line ranks 9th in the FBS in sacks allowed.
- Has not allowed a sack or a pressure in five ACC contests.
- Iced the wins vs. FSU and Syracuse with pancake blocks on runs to his side.
- Suspended for the first two games, he returned versus Furman.

CAREER BESTS


Plays	87	Syracuse (2017)
Knockdowns	6	Syracuse (2017)

2017 RICHARDSON GAME BY GAME

Opp	Ply	KD	SK	Allow
SC	DNP - Suspended			
Marsh	DNP - Suspended			
*Fur	54	2	0	
*@FSU	74	3	0	
*Syra	87	6	0	
*Lou	73	2	0	
*@ Pitt	64	1	0	
*@ ND	63	0	0	
*Clem	86	0	0	
*@ BC	74	1	0	
*@ WF	98	5	0	

CAREER STATS

Year	GP-GS	Ply	KD	SK	Allow
2015	11-11	588	NA	NA	
2016	12-10	812	31	3	
2017	9-9	673	19	0	
Totals	32-30	2,073	NA	NA	



C.J. RILEY 19
WR | 6'3 | 204 | R-Fr.
Coconut Grove, Fla. (N. Broward Prep)

- Fastest player on the team with 4.48 40-yard dash.
- Suffered a torn ACL in the summer of 2016.

CAREER BESTS


Plays	28	FSU (2017)
Receptions	2	S. Carolina (2017)
Rec. Yards	45	Marshall (2017)

2017 GAME BY GAME STATS

OPP	Pl	Rec	Yds	TD	LP
SC	16	2	27	0	21
Marsh	16	1	45	0	45
Fur	25	1	14	0	14
@FSU	28	1	12	0	12
Syra	26	0	0	0	-
Lou	17	0	0	0	-
@ Pitt	5	0	0	0	-
@ ND	4	0	0	0	-
Clem	2	0	0	0	-
@ BC	Special Teams Only				
@ WF	20	2	16	0	12

CAREER STATS

Year	GP-GS	Pl	Rec	Yds	TD	YPR	LP
2017	11-0	159	7	114	0	16.3	45



TYRONE RILEY
DE | 6'6 | 285 | R-So.
Savannah, Ga. (Calvary Day)

95

@WF 21 0 0 0

- Blocked a punt in the win at Boston College.
- Backup at defensive end in 2016 who was making great progress at midseason before tearing his bicep and missing two games.

CAREER BESTS

Plays30 Louisville (2016)
Tackles5 Louisville (2016)
TFL1 vs. two teams

2017 GAME BY GAME STATS

Opp	Ply	Ht	Asst	Tot	TFL	SK	PBU	BK
SC	0			Special Teams Only				
Marsh				Special Teams Only				
Fur	5	0	0	0				
@FSU	0			Special Teams Only				
Syra				Special Teams Only				
Lou				Special Teams Only				
@ Pitt	5	0	0	0				
@ ND				Special Teams Only				
Clem				Special Teams Only				
@ BC	6	1	1	2	1-6			1
@ WF	4	0	0	0				

CAREER STATS

Year	GP-GS	Ply	Ht	Asst	Tot	TFL	Sack	BK
2016	11-0	132	7	2	9	2-9	1-8	0
2017	10-0	20	1	1	2	1-6		1
Totals	21-0	168	8	3	11	3-15	1-8	



DARIAN ROSEBORO
DE | 6'4 | 287 | Jr.
Lincolnton, N.C. (Lincolnton)

45

- Lost his father the week before the Pitt game, but decided to come back and play to honor his dad. The team wore "J.R." stickers to honor Johnny Roseboro.
- Awarded the game ball for that contest after tallying five tackles, including three tackles for loss and a sack.
- Nominated for an Orange Bowl Courage Award.
- Led the team in tackles with nine in the win over Furman.
- Ranked second on the Wolfpack squad in sacks with seven in 2016.
- Almost one-half (11 of 25) of his tackles were behind the line of scrimmage in 2016. He ranked third on the team in tackles for loss.

CAREER BESTS


Plays50 Syracuse (2017)
Tackles9 Furman (2017)
TFL3 vs. 3 teams
Sacks3 Old Dominion (2016)

2017 GAME BY GAME STATS

Opp	Ply	Ht	Asst	Tot	TFL	SK	QP	PBU	CF/R
SC	19	1	0	1					
Marsh	29	1	0	1					
Fur	35	3	6	9	2-14	0.5-4			
@FSU	27	0	0	0					
Syra	50	3	2	5	1-5			1	
Lou	39	1	0	1					
@ Pitt	37	4	1	5	3-19	1-12	1		1/0
@ ND	22	0	1	1					
Clem	39	1	3	4					
@ BC	20	0	1	1					

CAREER STATS

Year	GP-S	Ply	Ht	Asst	Tot	TFL	Sk	QP	INT
2015	13-0	253	8	10	18	5.5-31	4-27	3	1-20-1
2016	13-1	457	16	9	25	11-74	7-61	5	
2017	11-0	309	13	14	27	6-38	1.5-16	2	
Tot	37-1	1019	37	33	70	22.5-143	12.5-104	10	1-20-1



JAYLEN SAMUELS
H | 5'11 | 228 | Sr.
Charlotte, N.C. (Mallard Creek)

1

- Named a midseason All-American by AP, ESPN, Fox, Athlon, Sports Illustrated and Sporting News.
- Has been named to the Biletnikoff Award watch list - given to the nation's top receiver.
- Only active player in the nation with 15+ career rushing TDs and 15+ career receiving TDs and the first to boast those numbers since at least 2004.
- Tied Torry Holt's school record with 15 receptions in the season opener. He had a dozen catches in the win at Florida State - tied as the fourth-best mark in school history.
- Ranks 16th in the FBS, 3rd in the ACC, in touchdowns with 14.
- Has caught a pass in 39 consecutive games - the fifth-best active streak in the FBS, and tied as the longest in school history.
- Ranks 2nd in school history with 45 career touchdowns - just 6 less than Ted Brown's school record of 51 - set in 1978.
- Ranks second in school history with 192 career receptions, only Jerricho Cotchery had more. Just 9 catches from the school record.
- Ranks fourth in career touchdown receptions (19).
- Ranks 6th with 25 rushing touchdowns.
- A preseason All-American according to Sports Illustrated, Athlon Sports.
- On the preseason watch lists for the Paul Hornung and Maxwell Awards.
- Has played in more career games than any other player on offense and is tied for the team lead.

CAREER BESTS


Plays82 S. Carolina (2017)
Rushes9 Syracuse (2017)
Rushing Yards74 Syracuse (2017)
Rushing Touchdowns3 Troy (2015)
Long Rush66 Clemson (2015)
Receptions15 S. Carolina (2017)
Receiving Yards104 Vanderbilt (2016)
Receiving Touchdowns3 Vanderbilt (2016)
Long Reception79 Louisville (2016)

2017 GAME BY GAME STATS

Opp	Pl	Att	Yds	TD	Lg	Rc-Yds	TD	LG
*SC	82	1	9	0	9	15-85	1	11
*Marsh	46	2	13	0	12	5-60	1	39
*Fur	33	5	16	3	10	6-75	0	20
*@FS	51	5	11	1	8	12-64	1	27
*Syr	66	9	74	1	22	5-37	0	19
*Lou	60	3	6	0	6	7-104	0	79
*@Pitt	40	6	62	2	40	4-28	0	12
*@ND	53	7	19	0	12	2-21	0	18
*Clem	64	12	38	1	15	3-6	1	7
*@BC	49	6	33	1	25	3-26	0	24
*@WF	70	7	50	1	20	4-23	0	7

CAREER STATS

Year	GP-S	Pl	Rsh	Yds	TD	YPC	LG	Rc-Yds	TD	YPR	LG
2014	13-2	126	15	143	1	9.5	17	6-96	1	16.0	42
2015	13-10	518	56	368	9	6.6	66	65-597	7	9.1	64
2016	13-10	531	33	189	6	5.7	24	55-565	7	10.3	55
2017	11-11	614	63	331	10	5.3	40	66-529	4	8.0	79
Tot	50-33	1,789	160	1031	26	6.4	66	192-1,787	19	9.3	79



JOE SCULTHORPE
C | 6'3 | 307 | R-Fr.
Hampstead, N.C. (Topsail)

71

- Started his 2nd collegiate game at left guard. In for 37 snaps vs. Boston College

CAREER BESTS


Plays72 Marshall (2017)
Knockdowns2 Marshall (2017)

2017 GAME BY GAME STATS

Opp	Ply	KD	SK	Allow
SC	42	1		1
*Marsh	71	2		1
Fur	16	1		0
@FSU			Special Teams Only	
Syra	1	0		0
Lou	9	0		0
@ Pitt			Special Teams Only	
@ ND			Special Teams Only	
Clem			Special Teams Only	
@ BC	37	2		0
@ WF			Special Teams Only	

CAREER STATS

Year	GP-GS	Ply	KD	SK	Allow
2017	11-1	176	6		2



JAMES SMITH-WILLIAMS
DE | 6'4 | 247 | R-So.
Raleigh, N.C. (Millbrook)

39

- Blocked a punt that was recovered for a touchdown in the game at Notre Dame..
- Missed the Boston College game with an injury
- Has added over 50 lbs. since his freshman season.

CAREER BESTS

Plays40 Old Dominion (2016)
Tackles6 ODU (2016), Furman (2017)
TFL1.5 Furman (2017)

2017 GAME BY GAME STATS

Opp	Ply	Ht	Asst	Tot	TFL	SK	PBU	CF/R	BK
SC	3	0	0	0					
Marsh	13	0	1	1					
Fur	27	4	2	6	1.5-5	0.5-4			0/1
@FSU	16	0	1	1					
Syra	20	0	0	0					
Lou	10	1	0	1					
@ Pitt	20	0	0	0					
@ ND	11	0	0	0					1
Clem	5	0	0	0					
@ BC	DNP								
@ WF	4	0	0	0					

CAREER STATS

Year	GP-GS	Ply	Ht	Asst	Tot	TFL	Sk	PBU	QPCF/R
2015	4-0	43	2	2	4	0.5-1			
2016	8-0	148	6	7	13	0.5-4	0.5-4	1	2
2017	10-0	129	5	4	9	1.5-5	0.5-4		
Totals	22-0	320	13	13	26	2.5-10	1-8	1	2 0/1



ISAIAH STALLINGS
SAF | 6'4 | 20 | R-Fr.
Fayetteville, N.C. (Sanford)

22

CAREER BESTS
Plays.....19.....Marshall (2017)

- Earned his first career start, at strong safety, against Marshall.

2017 GAME BY GAME STATS									
Opp	Ply	Ht	Ast	Tot	TFL	SK	PBU	FF/R	
SC	0	0	0	0					
*Marsh	19	0	0	0					
Fur	0	0	0	0					
@ FSU	Did Not Play								
Syra	0	1	0	1					
Lou	0	0	0	0					
@ Pitt	9	0	0	0					
@ ND	12	0	2	2					
Clem	Special Teams Only								
@ BC	1	0	0	0					
@ WF	Special Teams Only								

CAREER STATS									
Yr	GP-S	Pl	Hit	Ast	Tot	TFL-YD	Sk-Yd	PBU	Int
2017	10-1	41	1	2	3				



MIKE STEVENS
CB | 5'11 | 190 | Sr.
Charlotte, N.C. (Davidson Day)


2

- Pulled down his third career interception in the win at Pitt.
- Missed the first four games with a leg injury, he came back to play 33 snaps in the win over Syracuse.
- Played more snaps in 2016 (805) than any other returning player on defense (despite missing one whole game).

CAREER BESTS
Plays.....94.....Clemson (2016)
Tackles.....5.....Clemson, UNC (2016)
PBU.....2.....vs. three teams
Interceptions.....1.....vs. two teams

2017 GAME BY GAME STATS									
Opp	Ply	Ht	Ast	Tot	TFL	PBU	CF/R	Int	
SC	DNP - Injured								
Marsh	DNP - Injured								
Fur	DNP - Injured								
@FSU	DNP - Injured								
Syra	33	2	1	3					
Lou	65	5	0	5					
*@ Pitt	45	1	0	1		1		1-0	
*@ ND	47	3	1	4		1			
*Clem	74	4	1	5		1			
*@ BC	51	2	0	2	1-4				
*@ WF	39	0	0	0		1			

CAREER STATS									
Yr	GP-S	Pl	Hit	Ast	Tot	TFL-YD	Sk-Yd	PBU	Int
2014	11-0	137	3	4	7			2	
2015	13-10	484	18	3	21	0.5-1		5	1-4
2016	12-12	805	26	6	32	0.5-4	0.5-4	4	1-28
2017	7-5	401	20	4	24	1-4		5	1-0
Tot.	43-27	1,827	67	17	84	2-9	0.5-4	16	3-32



KENTAVIUS STREET
DE | 6'2 | 287 | Sr.
Greenville, N.C. (Rose)


DE

- Led the team in tackles at Wake Forest.
- Strongest player on the team, he posts a 400-lb. power clean mark and squats 700 lb. The video of that squat went viral over the summer.

CAREER BESTS
Plays.....51.....VT(2015), Clemson (2016)
Tackles.....6.....ODU (2015), ND (2016)
TFL.....2.....ODU (2016), Furman (2017)
Sacks.....1.5.....Notre Dame (2016)

2017 GAME BY GAME STATS									
Opp	Ply	Ht	Ast	Tot	TFL	SK	QP	PBU	CF/R
*SC	30	1	1	2	1-2	1-2	1		
*Marsh	43	0	2	2					
*Fur	39	3	2	5	2-3			1/1	
*@FSU	41	0	0	0					
*Syra	34	0	4	4	0.5-1			1	
*Lou	47	0	2	2			1		
*@Pitt	42	4	0	4					
*@ ND	56	2	1	3	1-6	1-6		1	
*Clem	47	0	1	1					
*@ BC	52	3	0	3					0/1
*@WF	34	1	5	6	0.5-2				

CAREER STATS									
Year	GP-GS	Pl	Hit	Ast	Tot	TFL	Sk	CF/R	QPPBU
2014	12-0	286	10	13	23	1-4			2 1
2015	13-10	425	10	21	31	3-6	0.5-2	1/0	2 2
2016	13-12	488	13	18	31	9-42	5.5-38	0/1	2 1
2017	11-11	455	14	18	32	5-14	2-8	1/1	2 2
Tot	49-33	1,654	47	70	117	18-66	8-48	2/2	8 6



MAURICE TROWELL
WR | 5'11 | 196 | RS - Jr.
Durham, N.C. (Southern Durham)


8

- Fastest player on the team, he clocks in a 4.48 (laser) in the 40, 4.00 in the pro agility drill.

CAREER BESTS
Plays.....48.....Wake Forest (2015)
Receptions.....4.....Wake Forest (2015), (2016)
Receiving Yards.....87.....Wake Forest (2015)
Receiving TDs.....1.....vs. three teams
Long Reception.....83.....Boston College (2015)

2017 GAME BY GAME STATS									
OPP	Pl	Rec	Yds	TD	LP	KR			
Fur	10	0	0	0	-				
@FSU	Special Teams Only								
Syra	Special Teams Only								
Lou	Special Teams Only								
@ ND	Special Teams Only								
Clem	Special Teams Only								
@ BC	Special Teams Only								
@ WF	Special Teams Only								

2017 GAME BY GAME STATS									
Year	GP-GS	Pl	Rec	Yds	TD	YPR	LP	Rush	
2015	13-7	351	12	210	2	17.5	83	0-0	
2016	13-1	173	9	149	1	16.6	70	1-2	
2017	8-0	10	0	0	0	-	-	0-0	
Totals	33-8	534	21	359	3	17.1	83	1-2	



CARSON WISE
PK | 5'10 | 170 | R-Jr. (Gr.)
Blacksburg, Va. (C- Newman/Blacksburg)

38

- A graduate transfer from Carson Newman who has two seasons to play for the Wolfpack. Earned his degree in social entrepreneurship.
- The Eagles' starting placekicker for two seasons.

CAREER BESTS
Field Goals.....2.....vs. two teams (2017)
Long FG.....48.....Syracuse (2017)
PATs.....7.....Furman (2017)

2017 GAME BY GAME STATS									
Opp	FGM	FGA	PAT	KO	TB				
*SC	-	29	4-4	0	0				
*Marsh	31		4-5	0	0				
*Fur	-	38	7-7	0	0				
*@FSU	24, 30		3-3	0	0				
*Syra	26, 48	31	3-4	0	0				
*Lou	21	35	4-4	0	0				
*@ Pitt	-	34	5-5	0	0				
*@ ND	-	-	2-2	0	0				
*Clem	-	34	3-3	0	0				

CAREER STATS									
At NC State									
Yr	GP-GS	FG-FGA	0-29	30-39	40-49	50+	LG	PAT	KO
2017	9-9	6-12	3-4	2-7	1-1	0	48	35-37	0

At Carson-Newman									
Yr	GP-GS	FG-FGA	0-29	30-39	40-49	50+	LG	PAT	KO
2015	12-12	13-18	7-8	3-5	3-5	0-0	42	65-68	26
2016	11-11	8-13	4-4	2-5	2-3	0-1	49	32-33	37
Tot	23-23	21-31	11-12	5-10	5-8	0-2	49	97-101	63



JUSTIN WITT
OT | 6'6 | 296 | R-Fr.
Chicago, Ill. (Lincoln-Way West)


67

- Started the season opener at right tackle.

CAREER BESTS
Plays.....103.....S. Carolina (2017)
Knockdowns.....5.....S Carolina (2017)

2017 GAME BY GAME STATS									
Opp	Ply	KD	SK	Allow					
*SC	103	5		1					
Marsh	16	0		0					
Fur	17	1		0					
@FSU	DNP								
Syra	DNP								
Lou	ST	0		0					

CAREER STATS									
Year	GP-GS	Ply	KD	SK	Allow				
2017	4-1	136	6		1				



DEXTER WRIGHT
FS | 6'2 | 232 | RS-Jr.
Wilson, N.C. (Hunt)

14

- Missed three games with an injury suffered against South Carolina in the opener. He was in for one snap against Syracuse.

- In 2016, scored the game-winning touchdown after recovering a blocked punt versus Notre Dame.

CAREER BESTS

Plays45 Vanderbilt (2016)
Tackles 4 Louisville (2016)
PBU1 FSU (2016)

2017 GAME BY GAME STATS

Opp	Ply	Ht	Ast	Tot	TFL	SK	QP	PBU
*SC	24	1	1	2				
Marsh		DNP - Injured						
Fur		DNP - Injured						
@FSU		DNP - Injured						
Syra	1	0	0	0				
Lou	0	0	0	0				
@Pitt	22	1	1	2				
@ ND	20	1	0	1				1
Clem		Special Teams Only						
@ BC	47	1	2	3	0.5-1			
@ WF		Special Teams Only						

CAREER STATS

Year	GP-GS	Pl	Hit	Ast	Tot	PBU
2015	13-0	0	1	1	2	
2016	9-0	96	7	3	10	1
2017	6-1	114	4	4	8	
Totals	28-1	210	12	8	20	2

OTHERS TO SEE ACTION

Name	SC	Mar	Fur	FSU	Syr	Lou	Pitt	ND	CL	BC	WF
Acceus	-	ST	ST	ST	ST	ST	ST	ST	ST	ST	ST
Banks	-	-	17	ST	ST	ST	ST	-	-	-	-
Czesak	-	-	-	-	-	-	ST	ST	INJ	INJ	INJ
DeBoer	-	-	-	-	-	-	-	-	-	ST	ST
Eason	-	-	5	-	-	-	-	-	-	-	-
Grier	-	ST	-	-	-	-	-	-	-	-	ST
Holden	1	2	INJ	INJ	INJ	-	1	-	-	-	-
Morrison	ST	ST	ST	ST	ST	ST	ST	ST	ST	ST	ST
Pierson	-	-	-	-	-	-	-	-	-	ST	-
Ruocchio	-	-	4	-	-	-	-	-	-	-	-
Saunders	ST	ST	ST	ST	ST	ST	ST	ST	INJ	ST	ST
Smith	1	2	ST	ST	ST	ST	ST	ST	ST	ST	ST
Ma. Stevens	-	-	ST	-	ST	ST	ST	ST	ST	ST	ST
Stephens	ST	ST	5	ST	-	-	ST	ST	ST	ST	ST
Valdez	ST	26	INJ	INJ	INJ	INJ	INJ	INJ	INJ	INJ	INJ
Walton	ST	ST	16	ST	ST	ST	ST	ST	ST	ST	ST

* played nickel vs. Clemson

(7-4 overall, 5-2 Atlantic Coast Conference)										
Date	St	W-L	Score	Opponent	Att./Time	TV	Rusher (Att-Yds-TD)	Passer (C-A-Yds-TD-I)	Receiver (Rec-Yds-TD)	Tackler (Tkl)
9/2	N	L	28-35	vs. South Carolina	50,367	ESPN	Hines (15-81-1)	Finley (45-64-415-2-0)	Samuels (15-85-1)	Fernandez (9)
9/9	H	W	37-20	Marshall	57,430	ACCN Extra	Gallaspy (12-61-2)	Finley (29-36-341-3-0)	Harmon (9-121-1)	Chubb, Alston, Fernandez (7)
9/16	H	W	49-16	Furman	56,166	ACCN	Hines (11-92-1)	Finley (22-27-231-1-0)	Samuels (6-75-0)	Roseboro (9)
9/23	A	W	27-21	at ^{12/17} Florida State	73,541	ABC	Hines (24-94-0)	Finley (22-32-230-2-0)	Samuels (12-64-1)	Fernandez (9)
9/30	H	W	33-25	Syracuse	56,197	ACCN	Hines (19-115-1)	Finley (20-33-186-1-0)	Meyers (7-57-0)	Fernandez (14)
10/5	H	W	39-25	^{17/17} Louisville	56,107	ESPN	Hines (18-102-2)	Finley (20-31-367-1-0)	Samuels (7-104-0)	Morehead (11)
10/14	A	W	35-17	at Pittsburgh	41,124	RSN	Hines (16-135-1)	Finley (14-25-198-1-0)	Meyers (5-52-1)	Pratt (9)
10/28	A	L	14-35	at ^{9/10} Notre Dame	77,622	NBC	Gallaspy (12-46-0)	Finley (17-37-213-1-1)	Harmon (7-97-1)	Fernandez (13)
11/4	H	L	31-38	^{6/5} Clemson	57,600	ABC	Gallaspy (6-46-0)	Finley (31-50-338-3-2)	Meyers (9-105-1)	Boone/Moore (9)
11/11	A	W	17-14	at Boston College	33,242	ABC	Hines (19-110-1)	Finley (13-32-146-0-1)	Harmon (5-68-0)	Fernandez (10)
11/18	A	L	24-30	at Wake Forest	31,803	ESPNU	Samuels (7-50-1)	Finley (34-52-327-1-1)	Meyers (10-90-0)	Street (6)
11/25	H			North Carolina	3:30 PM	ESPNU				

INDIVIDUAL STATISTICS									
RUSHING	GP	Att	Gain	Loss	Net	Avg	TD	Long	Avg/G
Hines, N.	11	159	866	22	844	5.3	7	83	76.7
Gallaspy, R.	11	100	451	34	417	4.2	5	30	37.9
Samuels, J.	11	63	363	32	331	5.3	10	40	30.1
Finley, R.	11	54	270	102	168	3.1	1	46	15.3
McClendon, J.	2	6	67	0	67	11.2	0	29	33.5
Nichols, D.	5	8	39	2	37	4.6	1	14	7.4
Eason, W.	1	2	13	0	13	6.5	0	9	13.0
Louis, S.	10	1	0	6	-6	-6.0	0	0	-0.6
Meyers, J.	10	4	3	12	-9	-2.2	0	3	-0.9
TEAM	11	11	0	25	-25	-2.3	0	0	-2.3
Total.....	11	408	2072	235	1837	4.5	24	83	167.0
Opponents.....	11	381	1795	291	1504	3.9	14	89	136.7
PASSING	G	Effic	Cmp-Att-Int	Pct	Yds	TD	Lng	Avg/G	
Finley, R.	11	133.92	268-420-5	63.8	2996	16	79	272.4	
McClendon, J.	2	114.27	2-3-0	66.7	17	0	9	8.5	
Samuels, J.	11	155.00	1-2-0	50.0	25	0	25	2.3	
Locklear, G.	11	268.00	1-1-0	100.0	20	0	20	1.8	
Meyers, J.	10	0.00	0-0-0	0.0	0	0	0	0.0	
Total.....	11	134.20	272-426-5	63.8	3058	16	79	278.0	
Opponents.....	11	125.24	215-378-9	56.9	2662	16	75	242.0	
RECEIVING	G	No.	Yds	Avg	TD	Long	Avg/G		
Samuels, J.	11	66	529	8.0	4	79	48.1		
Harmon, K.	11	64	972	15.2	4	48	88.4		
Meyers, J.	10	49	550	11.2	4	71	55.0		
Louis, S.	10	34	468	13.8	2	42	46.8		
Hines, N.	11	21	111	5.3	0	15	10.1		
Emezie, E.	11	11	132	12.0	1	20	12.0		
Gallaspy, R.	11	10	35	3.5	0	11	3.2		
Riley, C.J.	11	7	114	16.3	0	45	10.4		
Locklear, G.	11	3	17	5.7	0	8	1.5		
Ramos, J.	10	2	49	24.5	1	30	4.9		
Finley, R.	11	2	18	9.0	0	20	1.6		
Cook, C.	11	1	29	29.0	0	29	2.6		
Parham, D.	10	1	25	25.0	0	25	2.5		
Nichols, D.	5	1	9	9.0	0	9	1.8		
Total.....	11	272	3058	11.2	16	79	278.0		
Opponents.....	11	215	2662	12.4	16	75	242.0		
PUNT RETURNS	No.	Yds	Avg	TD	Long				
Hines, N.	10	141	14.1	1	92				
Locklear, G.	1	0	0.0	0	0				
Riley, T.	1	10	10.0	0	0				
Smith-Williams	1	11	11.0	0	0				
Pratt, G.	0	0	0.0	1	0				
Total.....	13	162	12.5	2	92				
Opponents.....	18	237	13.2	1	77				
KICK RETURNS	No.	Yds	Avg	TD	Long				
Hines, N.	20	454	22.7	0	50				
Samuels, J.	8	174	21.8	0	58				
Trowell, M.	2	57	28.5	0	34				
Gallaspy, R.	1	11	11.0	0	11				
Total.....	31	696	22.5	0	58				
Opponents.....	43	908	21.1	1	97				

2017 STATISTICS

INTERCEPTIONS	No.	Yds	Avg	TD	Long
Boone, S.	3	47	15.7	1	47
Alston, J.	2	0	0.0	0	0
Stevens, Mi.	1	0	0.0	0	0
Moore, A.	1	4	4.0	0	4
Pratt, G.	1	25	25.0	1	25
Kidd-Glass, T.	1	0	0.0	0	0
Total.....	9	76	8.4	2	47
Opponents.....	5	124	24.8	1	69

FUMBLE RETURNS	No.	Yds	Avg	TD	Long
Total.....	0	0	0.0	0	0
Opponents.....	1	14	14.0	0	14

2 point conv.										
SCORING	TD	(R-P-Ret)	Rcv	Rsh	Pass	PAT	DXP	SAF	FG-FGA	Pts
Samuels, J.	14	(10-4-0)	-	-	-	-	-	-	-	84
Wise, C.	0	(0-0-0)	-	-	-	35-37	-	-	6-12	53
Hines, N.	8	(7-0-1)	1	-	-	-	-	-	-	50
Gallaspy, R.	5	(5-0-0)	-	-	-	-	-	-	-	30
Harmon, K.	4	(0-4-0)	-	-	-	-	-	-	-	24
Meyers, J.	4	(0-4-0)	-	-	-	-	-	-	-	24
Bambard, K.	0	(0-0-0)	-	-	-	6-6	-	-	3-6	15
Louis, S.	2	(0-2-0)	-	-	-	-	-	-	-	12
Pratt, G.	2	(0-0-2)	-	-	-	-	-	-	-	12
Boone, S.	1	(0-0-1)	-	-	-	-	-	-	-	6
Emezie, E.	1	(0-1-0)	-	-	-	-	-	-	-	6
Finley, R.	1	(1-0-0)	-	-	1-1	-	-	-	-	6
Nicholas, D.	1	(1-0-0)	-	-	-	-	-	-	-	6
Ramos, J.	1	(0-1-0)	-	-	-	-	-	-	-	6
Totals....	44	(24-16-4)	1	-	1-1	41-43	-	-	9-18	334
Opponents.....	33	(14-16-3)	-	1-1	0-1	29-31	-	1	15-19	276

TOTAL OFFENSE	G	Plays	Rush	Pass	Total	Avg/G
Finley, R.	11	474	168	2996	3164	287.6
Hines, N.	11	159	844	0	844	76.7
Gallaspy, R.	11	100	417	0	417	37.9
Samuels, J.	11	65	331	25	356	32.4
McClendon, J.	2	9	67	17	84	42.0
Nichols, D.	5	8	37	0	37	7.4
Locklear, G.	11	1	0	20	20	1.8
Eason, W.	1	2	13	0	13	13.0
Louis, S.	10	1	-6	0	-6	-0.6
Meyers, J.	10	4	-9	0	-9	-0.9
TEAM	11	11	-25	0	-25	-2.3
Total.....	11	834	1837	3058	4895	445.0
Opponents.....	11	759	1504	2662	4166	378.7

FIELD GOALS	M-A	Pct	01-19	20-29	30-39	40-49	50-99	Lg	Blk
Wise, C.	6-12	.500	0-0	3-4	2-7	1-1	0-0	48	0
Bambard, K.	3-6	.500	0-0	2-2	0-2	1-1	0-1	41	0
Total.....	9-18	.500	0-0	5-6	2-9	2-2	0-1	48	0
Opponents.....	15-19	.789	0-0	2-2	8-10	5-7	0-0	48	0

KICKOFFS	No.	Yds	Avg	TB	OB	Ret	Net	Yd Ln
Bambard, K.	64	3748	58.6	19	0	908	37.0	28
Total.....	64	3748	58.6	19	0	908	37.0	28
Opponents.....	57	3480	61.1	20	5	696	40.1	24

PUNTING	No.	Yds	Avg	Long	TB	FC	I20	50+	Blkd
Cole, A.J.	49	2189	44.7	69	4	12	22	15	1
TEAM	1	0	0.0	0	0	0	0	0	0
Total.....	50	2189	43.8	69	4	12	22	15	1
Opponents.....	54	2177	40.3	71	5	18	14	11	3

ALL PURPOSE	G	Rush	Rec	PR	KOR	IR	Tot	Avg/G
Hines, N.	11	844	111	141	454	0	1550	140.9
Samuels, J.	11	331	529	0	174	0	1034	94.0
Harmon, K.	11	0	972	0	0	0	972	88.4
Meyers, J.	10	-9	550	0	0	0	541	54.1
Gallaspy, R.	11	417	35	0	11	0	463	42.1
Louis, S.	10	-6	468	0	0	0	462	46.2
Finley, R.	11	168	18	0	0	0	186	16.9
Emezie, E.	11	0	132	0	0	0	132	12.0
Riley, C.J.	11	0	114	0	0	0	114	10.4
McClendon, J.	2	67	0	0	0	0	67	33.5
Trowell, M.	9	0	0	0	57	0	57	6.3
Ramos, J.	10	0	49	0	0	0	49	4.9
Boone, S.	11	0	0	0	0	47	47	4.3
Nichols, D.	5	37	9	0	0	0	46	9.2
Cook, C.	11	0	29	0	0	0	29	2.6
Pratt, G.	11	0	0	0	0	25	25	2.3
Parham, D.	10	0	25	0	0	0	25	2.5
Locklear, G.	11	0	17	0	0	0	17	1.5
Eason, W.	1	13	0	0	0	0	13	13.0
Smith-Williams	10	0	0	11	0	0	11	1.1
Riley, T.	11	0	0	10	0	0	10	0.9
Moore, A.	11	0	0	0	0	4	4	0.4
TEAM	11	-25	0	0	0	0	-25	-2.3
Total.....	11	1837	3058	162	696	76	5829	529.9
Opponents.....	11	1504	2662	237	908	124	5435	494.1

MISCELLANEOUS STATISTICS

Third Down Conversions					
	1st	2nd	3rd	4th	Totals
NC State	20-42 (.476)	16-34 (.471)	16-42 (.381)	16-41 (.390)	68-159 (.428)
Opponents	13-33 (.394)	25-47 (.532)	14-37 (.478)	16-46 (.348)	68-163 (.417)

Fourth Down Conversions					
	1st	2nd	3rd	4th	Totals
NC State	5-7 (.714)	1-2 (.500)	2-3 (.667)	4-9 (.444)	12-21 (.571)
Opponents	1-1 (1.000)	3-6 (.500)	1-1 (1.000)	4-12 (.333)	9-20 (.450)

Time of Possession					
	1st	2nd	3rd	4th	Game
NC State	8:37	7:29	7:47	8:19	32:13
Opponents	6:23	7:30	7:12	6:40	27:46

Average Field Position					
	1st	2nd	3rd	4th	Totals
NC State	26	27	30	34	29
Opponents	28	26	29	31	28

Scoring in the Red Zone							
	Poss	TD	FG	TO	MFG	DOWNS	TIME EXPIRED
NC State	48	28	7	2	7	3	1
Opponents	38	19	10	2	1	5	1

First & Goal							
	Poss	TD	FG	TO	MFG	DOWNS	TIME EXPIRED
NC State	25	18	5	1	0	1	0
Opponents	16	13	1	1	0	0	1

DEFENSIVE STATISTICS

Louis, S. - Blocked Punt (Furman)
Chubb, B. - Blocked PAT (Louisville)
Smith-Williams, J. - Blocked Punt (Notre Dame)
Riley, T. - Blocked Punt (Boston College)
B.J. Hill - Blocked PAT (Wake Forest)

Morrison, Stephen	10	Cole, A.J.	1
Bodine, Brady	8	Cook, Cole	1
Lacy, Nicklas	6	Griffiths, Tyler	1
Acceus, Louis	4	Hines, Nyheim	1
Emezie, Emeka	4	Ingram, Chris	1
Miller, Brock	3	Morehead, Jarius	1
Pratt, Germaine	3	Nichols, Dakwa	1
Bambard, Kyle	3	Parham, Dylan	1
Saunders, Raven	3	Stallings, Isaiah	1
McCloud, Nick	2	Stevens, Mike	1
Boone, Shawn	2	Valdez, James	1
DeBoer, L.	2	Wright, Dexter	1

Offense	No.	Scores	Defense	No.	Scores
South Carolina	6	4	South Carolina	2	2
MARSHALL	3	2	MARSHALL	3	2
FURMAN	5	4	FURMAN	1	1
Florida State	4	4	Florida State	6	5
SYRACUSE	6	5	SYRACUSE	6	4
LOUISVILLE	6	4	LOUISVILLE	4	3
Pittsburgh	3	2	Pittsburgh	1	1
Notre Dame	2	1	Notre Dame	3	2
CLEMSON	5	4	CLEMSON	4	4
Boston College	3	1	Boston College	4	1
Wake Forest	5	4	Wake Forest	4	4
North Carolina			North Carolina		

[illegible]

GAME BY GAME TEAM STATS

(NC State Totals on Top)

	USC	MARSH	FURM	FSU	SYR	LOU	PITT	ND	CLEM	BC	WAKE	UNC
Total Offense	504 246	485 451	490 329	365 382	462 444	520 470	446 326	263 422	491 415	367 347	502 334	
Plays	99 50	69 68	69 66	70 65	81 78	71 77	63 77	61 73	84 73	73 76	94 56	
Yards/Play	5.1 4.9	7.0 6.6	7.1 5.0	5.2 5.9	5.7 5.7	7.3 6.1	7.1 4.2	4.3 5.8	5.8 5.7	5.0 4.6	5.3 6.0	
Yards Rushing	89 31	144 101	242 133	110 104	256 59	153 116	248 95	50 318	153 224	217 236	175 87	
Rush Attempts	35 21	33 25	39 47	37 26	47 30	39 29	38 32	24 54	34 35	40 54	42 28	
Yards Passing	415 215	341 350	248 196	255 278	206 385	367 354	198 231	213 104	338 191	150 111	327 247	
Pass Attempts	64 29	36 43	30 19	33 39	34 48	32 48	25 45	37 19	50 38	33 22	52 28	
Pass Completions	45 17	29 26	24 11	23 22	21 30	20 26	14 24	17 10	31 20	14 10	34 19	
Had Intercepted	0 1	0 1	0 1	0 0	0 1	0 1	0 1	1 0	2 1	1 1	1 1	
Comp. Pct.	.703 .586	.806 .605	.800 .588	.697 .564	.617 .625	.625 .542	.560 .690	.459 .526	.620 .526	.424 .455	.654 .679	
First Downs	29 12	23 18	25 16	21 15	29 20	23 25	18 20	14 25	27 19	17 20	28 18	
Total Touchdowns	4 5	5 2	7 1	3 1	4 3	5 3	5 2	2 5	4 5	2 2	3 4	
Rush/Pass/Return	2/2/0 1/3/1	2/3/0 0/2/0	5/1/1 0/1/0	1/2/0 0/1/0	4/1/0 2/1/0	3/1/1 2/1/0	3/1/1 1/1/0	0/1/1 2/2/1	1/3/0 3/1/1	2/0/0 2/0/0	2/1/0 1/3/0	
Poss. Time	36:41 23:19	30:57 29:03	29:16 30:44	33:22 26:38	36:29 23:31	30:33 29:27	25:02 34:58	25:43 34:17	34:38 25:12	30:28 29:32	41:07 18:53	
3rd Down Conv.	9-20 5-12	3-10 6-15	7-11 8-16	5-12 4-14	3-12 7-17	5-12 9-16	5-13 4-15	5-16 9-16	3-13 7-16	9-17 6-15	14-23 3-11	
Punts-Yards	4-196 6-280	4-169 4-178	3-113 3-120	5-166 4-189	4-207 3-141	3-135 5-203	6-268 7-277	8-356 7-242	5-246 5-194	4-174 5-147	4-159 5-206	
Punt Avg.	49.0 46.7	42.2 44.5	37.7 40.0	33.2 47.2	51.8 47.0	45.0 40.6	44.7 39.6	44.5 34.6	49.2 38.8	43.5 29.4	39.8 41.2	
Fumbles-Lost	2-2 0-0	0-0 1-1	1-0 2-2	0-0 1-1	2-0 0-0	2-1 0-0	0-0 2-1	1-0 0-0	0-0 0-0	1-1 2-1	4-2 0-0	
Total Turnovers	2 1	0 2	0 3	0 1	0 1	1 1	0 2	1 0	2 1	2 2	3 1	
Penalties-Yards	8-65 6-45	3-33 9-86	5-50 1-5	6-41 11-93	6-49 12-93	6-50 10-69	3-39 1-10	12-89 4-29	6-69 3-23	2-10 3-15	5-64 4-40	
Punt Ret-Yds.	3-40-0 3-26-0	0-0-0 0-0-0	0-0-0 0-0-0	0-0-0 4-38-0	0-0-0 2-32-0	2-3-0 0-0-0	2-94-1 2-33-0	2-22-1 3-11-0	0-0-0 2-88-1	1-10-0 1-0-0	3-(-7)-0 1-9-0	
KO Ret-Yds.	2-39-0 4-141-1	4-94-0 7-112-0	3-91-0 2-41-0	1-21-0 3-100-0	2-33-0 4-57-0	4-105-0 3-71-0	1-15-0 5-85-0	5-118-0 3-73-0	3-49-0 4-78-0	3-77-0 4-61-0	3-54-0 4-89-0	
INT-Yards	1-0-0 0-0-0	1-4-0 0-0-0	1-47-1 0-0-0	0-0-0 0-0-0	1-0-0 0-0-0	1-25-1 0-0-0	1-0-0 0-0-0	0-0-0 1-69-1	1-0-0 2-55-0	1-0-0 1-0-0	1-0-0 1-0-0	
Sacks By-Yards	2-18 4-26	1-11 2-9	2-9 1-12	4-21 1-9	3-24 0-0	4-24 0-0	1-12 0-0	2-7 1-6	0-0 1-9	5-28 1-5	0-0 1-3	

GAME BY GAME INDIVIDUAL STATS

RUSHING

Att.-Yds.-TD	Finley	Gallaspy	Hines	McClendon, J.	Nichols	Samuels
South Carolina	5-(-22)-1	13-27-0	15-81-1	0-0-0	0-0-0	1-9-0
MARSHALL	5-42-0	12-61-2	13-29-0	0-0-0	0-0-0	2-13-0
FURMAN	2-(-6)-0	7-22-0	11-92-1	6-67-0	6-38-1	5-16-3
Florida State	0-0-0	2-29-0	24-94-0	0-0-0	1-(-2)-0	5-11-1
SYRACUSE	5-37-0	10-33-1	19-115-1	0-0-0	1-1-0	9-74-1
LOUISVILLE	7-19-0	8-31-1	18-102-2	0-0-0	0-0-0	3-6-0
Pittsburgh	3-10-0	11-46-0	16-135-1	0-0-0	0-0-0	6-62-2
Notre Dame	3-(-21)-0	12-46-0	2-6-0	0-0-0	0-0-0	7-19-0
CLEMSON	8-35-0	6-46-0	8-34-0	0-0-0	0-0-0	12-38-1
Boston College	6-39-0	8-32-0	19-110-1	0-0-0	0-0-0	6-33-1
Wake Forest	10-35-0	11-44-1	14-46-0	0-0-0	0-0-0	7-50-1
NORTH CAROLINA						

RECEIVING

Rec.-Yds.-TD	Cook	Emezic	Gallaspy	Harmon	Hines	Louis	Meyers	Parham	Ramos	Riley	Samuels
South Carolina	1-29-0	1-14-0	2-13-0	10-114-0	4-32-0	5-39-0	5-62-1	0-0-0	0-0-0	2-27-0	15-85-1
MARSHALL	0-0-0	2-14-0	0-0-0	9-121-1	4-14-0	5-73-1	2-10-0	0-0-0	0-0-0	1-45-0	5-60-1
FURMAN	0-0-0	2-19-0	0-0-0	5-33-0	1-7-0	6-56-0	0-0-0	0-0-0	1-30-1	1-14-0	6-75-0
Florida State	0-0-0	0-0-0	0-0-0	1-16-0	1-8-0	2-18-0	5-112-1	1-25-0	0-0-0	1-12-0	12-64-1
SYRACUSE	0-0-0	0-0-0	0-0-0	2-17-0	2-8-0	4-67-1	7-57-0	0-0-0	0-0-0	0-0-0	5-37-0
LOUISVILLE	0-0-0	0-0-0	0-0-0	6-133-1	2-15-0	3-99-0	2-16-0	0-0-0	0-0-0	0-0-0	7-104-0
Pittsburgh	0-0-0	0-0-0	0-0-0	3-113-0	2-5-0	0-0-0	5-52-1	0-0-0	0-0-0	0-0-0	4-28-0
Notre Dame	0-0-0	0-0-0	3-8-0	7-97-1	0-0-0	2-56-0	3-31-0	0-0-0	0-0-0	0-0-0	2-21-0
CLEMSON	0-0-0	0-0-0	1-6-0	8-155-1	2-5-0	6-55-0	9-105-1	0-0-0	0-0-0	0-0-0	3-6-1
Boston College	0-0-0	1-18-0	1-2-0	5-68-0	2-16-0	1-5-0	1-15-0	0-0-0	0-0-0	0-0-0	3-26-0
Wake Forest	0-0-0	5-67-1	3-6-0	8-105-0	1-1-0	0-0-0	10-90-0	0-0-0	1-19-0	2-16-0	4-23-0
NORTH CAROLINA											

PASSING

FINLEY	Cmp	Att	Yds	Pct.	Int	TD
South Carolina	45	64	415	.703	0	2
MARSHALL	29	36	341	.806	0	3
FURMAN	22	27	231	.815	0	1
Florida State	22	32	230	.688	0	2
SYRACUSE	20	33	186	.606	0	1
LOUISVILLE	20	31	367	.645	0	1
Pittsburgh	14	25	198	.560	0	1
Notre Dame	17	37	213	.459	1	1
CLEMSON	31	50	338	.620	2	3
Boston College	14	33	150	.424	1	0
Wake Forest	34	52	327	.654	1	1
NORTH CAROLINA						

FIELD GOALS

Wise	Bambara
South Carolina	(29)
MARSHALL	31
FURMAN	(38)
Florida State	24, 30
SYRACUSE	26, 48, (31)
LOUISVILLE	21, (35)
Pittsburgh	(34)
Notre Dame	----
CLEMSON	(34)
Boston College	---- (54), (36), 41, (37)
Wake Forest	---- 25
NORTH CAROLINA	

PUNTING

COLE	Att.	Yds.	Avg.	+50	In20
South Carolina	4	196	49.0	1	2
MARSHALL	4	169	42.2	0	3
FURMAN	3	113	37.7	0	3
Florida State	4	166	41.5	0	1
SYRACUSE	4	207	51.8	3	3
LOUISVILLE	3	125	45.0	1	2
Pittsburgh	6	268	44.7	3	3
Notre Dame	8	356	44.5	3	3
CLEMSON	5	246	49.2	3	2
Boston College	4	174	43.5	0	0
Wake Forest	4	159	39.8	0	0
NORTH CAROLINA					

MCCLENDON	Cmp	Att	Yds	Pct.	Int	TD
South Carolina			DNP			
MARSHALL			DNP			
FURMAN	2	3	17	.667	0	0
Florida State			DNP			
SYRACUSE			DNP			
LOUISVILLE	0	0	0	----	0	0
Pittsburgh			DNP			
Notre Dame			DNP			
CLEMSON			DNP			
Boston College			DNP			
Wake Forest			DNP			
NORTH CAROLINA						

KICKOFF RETURNS

Ret-Yds-TD	HINES	SAMUELS
South Carolina	2-39-0	0-0-0
MARSHALL	4-94-0	0-0-0
FURMAN	2-68-0	0-0-0
Florida State	1-21-0	0-0-0
SYRACUSE	2-33-0	0-0-0
LOUISVILLE	4-105-0	0-0-0
Pittsburgh	1-15-0	0-0-0
Notre Dame	1-2-0	4-116-0
CLEMSON	0-0-0	3-49-0
Boston College	3-77-0	0-0-0
Wake Forest	0-0-0	1-9-0
NORTH CAROLINA		

PUNT RETURNS

Ret-Yds-TD	HINES
South Carolina	3-40-0
MARSHALL	0-0-0
FURMAN	0-0-0
Florida State	0-0-0
SYRACUSE	0-0-0
LOUISVILLE	2-3-0
Pittsburgh	2-94-1
Notre Dame	1-11-0
CLEMSON	0-0-0
Boston College	0-0-0
Wake Forest	2-(-7)-0
NORTH CAROLINA	

GAME BY GAME DEFENSIVE STATS

PLAYER, POS	TACKLES											
	USC	MARSH	FURM	FSU	SYR	LOU	PITT	ND	CLEM	BC	WF	UNC
Acceus, L. - LB	-	1	-	-	1	-	1	1	-	-	-	-
Alston, J. - CB	3	7	1	7	3	4	7	4	3	3	5	-
Banks, B. - CB	-	-	2	-	-	-	-	-	-	-	-	-
Boone, S. - NIK/S	5	5	2	3	5	6	4	6	9	6	1	-
Bryant, E. - DT	2	2	-	2	3	2	-	-	-	2	1	-
Chubb, B. - DE	5	7	2	7	8	6	2	8	8	9	5	-
Fernandez, J. - LB	9	7	5	9	14	7	5	13	4	10	4	-
Frazier, S. - DT	-	-	3	1	-	1	1	3	-	1	-	-
Hill, B.J. - DT	2	1	6	2	6	4	3	4	7	9	4	-
Holden, D. - DE	-	1	-	-	-	-	-	-	-	-	-	-
Ingram, C. - NIK	-	-	-	-	-	-	-	-	1	-	3	-
Jones, J. - DT	-	-	7	2	7	3	1	1	-	4	5	-
Kidd-Glass, T. - S	1	2	2	2	3	3	5	5	6	1	-	-
Lacy, N. - CB	1	-	-	2	1	1	1	-	-	-	-	-
McCloud, N. - CB	3	4	1	3	2	-	6	4	1	1	2	-
Miller, B. - LB	1	-	3	-	-	1	-	-	-	-	-	-
Moore, A. - LB	1	6	8	5	1	8	3	4	9	5	3	-
Morehead, J. - S	6	5	5	7	8	11	3	8	8	6	3	-
Morrison, S. - S	-	-	1	2	-	1	1	-	2	1	2	-
Phillips, F. - NIK	1	-	-	-	-	-	-	-	-	-	-	-
Pratt, G. - LB	5	5	5	5	3	1	9	8	4	5	4	-
Riley, T. - DE	-	-	-	-	-	-	-	-	-	2	-	-
Roseboro, D. - DE	1	1	9	-	5	1	5	1	4	1	-	-
Saunders, R. - LB	-	1	-	-	-	-	-	1	-	-	1	-
Smith-Williams, J. - DE	-	1	6	1	-	1	-	-	-	-	-	-
Stallings, I. - S	-	-	-	-	1	-	-	2	-	-	-	-
Stevens, Mi. - CB	-	-	-	-	3	5	1	4	5	2	-	-
Street, K. - DE	2	2	5	-	4	2	4	3	1	3	6	-
Valdez, J. - CB	1	4	-	-	-	-	-	-	-	-	-	-
Wright, D. - S	2	-	-	-	-	-	2	1	1	3	-	-

PLAYER, POS	TACKLES FOR LOSS (No.-Yards)											
	USC	MARSH	FURM	FSU	SYR	LOU	PITT	ND	CLEM	BC	WF	UNC
Alston, J. - CB	1-9	-	-	-	1-2	0.5-1	-	1.5-5	-	-	1-2	-
Boone, S. - NIK	1-9	-	-	-	-	1-7	-	-	-	1-9	-	-
Bryant, E. - DT	0.5-1	-	-	-	-	2-13	-	-	-	-	-	-
Chubb, B. - DE	2-3	3-16	0.5-1	3-14	3.5-24	2-9	-	3-6	1.5-2	5-23	0.5-1	-
Fernandez, J. - LB	0.5-1	0.5-1	0.5-1	0.5-1	-	-	1-1	1.5-5	0.5-1	0.5-2	1-1	-
Hill, B.J. - DT	-	-	-	1-5	-	-	-	-	-	3-7	-	-
Jones, J. - DT	-	-	0.5-0	1-3	2.5-9	0.5-0	1-3	1-1	-	-	2-4	-
Moore, A. - LB	-	-	-	-	-	-	1-2	-	-	-	-	-
Morehead, J. - S	-	0.5-1	-	0.5-1	-	-	-	-	-	-	-	-
Pratt, G. - LB	-	-	1-3	-	0.5-2	-	1-1	1-2	-	-	1-3	-
Riley, T. - DE	-	-	-	-	-	-	-	-	-	1-6	-	-
Roseboro, D. - DE	-	-	2.0-14	-	1-5	-	3-19	-	-	-	-	-
Smith-Williams, J. - DE	-	-	1.5-5	-	-	-	-	-	-	-	-	-
Stevens, Mi. - CB	-	-	-	-	-	-	-	-	-	1-4	-	-
Street, K. - DE	1-2	-	2-3	-	0.5-1	-	-	1-6	-	-	0.5-2	-
Wright, D. - S	-	-	-	-	-	-	-	-	-	0.5-1	-	-

PLAYER, POS	SACKS (No.-Yards)											
	USC	MARSH	FURM	FSU	SYR	LOU	PITT	ND	CLEM	BC	WF	UNC
Alston, J. - CB	1-9	-	-	-	-	-	-	-	-	-	-	-
Boone, S. - NIK	1-9	-	-	-	-	1-7	-	-	-	1-9	-	-
Bryant, E. - DT	-	-	-	-	-	2-13	-	-	-	-	-	-
Chubb, B. - DE	-	1-11	0.5-1	2-13	2-20	1-4	-	1-1	-	2.5-16	-	-
Fernandez, J. - LB	-	-	-	-	-	-	-	-	-	0.5-2	-	-
Hill, B.J. - DT	-	-	-	1-5	-	-	-	-	-	1-1	-	-
Jones, J. - DT	-	-	0.5-0	1-3	1-4	-	-	-	-	-	-	-
Roseboro, D. - DE	-	-	0.5-4	-	-	-	1-12	-	-	-	-	-
Smith-Williams, J. - DE	-	-	0.5-5	-	-	-	-	-	-	-	-	-
Street, K. - DE	1-2	-	-	-	-	-	-	1-6	-	-	-	-

PLAYER, POS	INTERCEPTIONS (No.-Yards)											
	USC	MARSH	FURM	FSU	SYR	LOU	PITT	ND	CLEM	BC	WF	UNC
Alston, J. - CB	1-0	-	-	-	1-0	-	-	-	-	-	-	-
Boone, S. - NIK	-	-	1-47	-	-	-	-	-	-	1-0	1-0	-
Kidd-Glass, T. - S	-	-	-	-	-	-	-	-	1-0	-	-	-
Moore, A. - LB	-	1-4	-	-	-	-	-	-	-	-	-	-
Pratt, G. - LB	-	-	-	-	-	1-25	-	-	-	-	-	-
Stevens, Mi. - CB	-	-	-	-	-	-	1-0	-	-	-	-	-

PARTICIPATION

Name, Pos	USC	MAR	FUR	FSU	CUSE	LOU	PITT	ND	CLEM	BC	WAKE	UNC	2017 Tot.	2017 GP-GS	Career GP-GS
Acceus, Louis - LB	DNP	ST	ST	ST	ST	ST	ST	ST	ST	ST	ST		ST	10-0	10-0
Adams, Tony - OG	103	71	55	74	87	73	64	63	86	74	98		848	11-11	49-46
Alston, Johnathan - CB	52	45	38	65	58	66	58	63	78	74	46		643	11-11	43-21
Autenrieth, Dylan - TE	1	11	16	18	18	9	9	9	9	13	13		126	11-0	11-0
Bambard, Kyle - PK	ST	ST	ST	ST	ST	ST	ST	ST	ST	ST	ST		ST	11-2	37-22
Banks, Bryce - CB	DNP	DNP	17	ST	ST	ST	ST	DNP	DNP	DNP	DNP		17	5-0	5-0
Bodine, Brady - RB	ST	ST	ST	ST	ST	ST	ST	ST	ST	ST	ST		ST	11-0	31-0
Boone, Shawn - NIC	50	70	51	65	83	81	78	74	78	73	57		760	11-11	46-25
Bradbury, Garrett - C	103	71	55	74	87	67	64	63	86	74	98		842	11-11	33-24
Bryant, Eurndraus - DT	20	26	4	27	16	29	35	21	15	21	24		238	11-0	36-0
Chubb, Bradley - DE	47	57	34	51	64	76	53	65	74	67	47		635	11-11	48-37
Cole, A.J. - P	ST	ST	ST	ST	ST	ST	ST	ST	ST	ST	ST		ST	11-11	37-37
Cook, Cole - TE	55	45	39	47	50	37	44	33	46	41	58		495	11-8	49-23
Czesak, Cayman - NIC	DNP	DNP	DNP	DNP	DNP	DNP	ST	ST	INJ	INJ	INJ	INJ	--	2-0	2-0
Daniel, Peter - OG	6	ST	18	ST	ST	ST	1	ST	1	ST	ST		26	11-0	36-0
DeBoer, Logan - FB	DNP	DNP	DNP	DNP	DNP	DNP	DNP	DNP	DNP	ST	ST		ST	2-0	2-0
Eason, Will - RB	DNP	DNP	5	DNP	DNP	DNP	DNP	DNP	DNP	DNP	DNP		5	1-0	1-0
Emezie, Emeka - WR	10	16	30	3	13	ST	ST	1	6	35	48		162	11-0	11-0
Fedd-Jackson, Joshua - OG	ST	ST	16	ST	ST	ST	ST	ST	ST	ST	ST		16	11-0	11-0
Fernandez, Jerod - LB	43	53	45	48	77	67	40	64	49	57	46		522	11-11	49-41
Finley, Ryan - QB	106	71	55	74	86	74	64	65	86	74	94		849	11-11	24-24
Frazier, Shug - DT	2	13	32	10	20	10	23	50	12	9	8		189	11-0	11-0
Gallaspy, Reggie - RB	48	34	21	8	18	27	28	45	40	26	65		360	11-1	35-2
Grier, Vernon - CB	DNP	ST	DNP	DNP	DNP	DNP	DNP	DNP	DNP	DNP	ST		ST	2-0	5-0
Griffiths, Tyler - LS	ST	ST	ST	ST	ST	ST	ST	ST	ST	ST	ST		ST	11-0	37-0
Harmon, Kelvin - WR	94	53	40	61	53	68	55	61	80	70	81		716	11-10	24-14
Hill, B.J. - DT	46	55	34	54	64	76	54	69	66	61	47		626	11-11	49-42
Hines, Nyheim - RB	53	37	28	54	52	42	32	5	27	43	31		404	11-10	36-20
Holden, Deonte - DE	1	2	INJ	INJ	INJ	DNP	1	DNP	DNP	DNP	DNP		4	3-0	4-0
Ingram, Chris - CB	ST	ST	21	ST	ST	ST	ST	ST	4	ST	54		79	11-1	11-1
Jones, Justin - DT	28	42	54	37	68	57	42	10	55	52	31		476	11-11	47-27
Jones, Tyler - OT	103	71	55	74	87	73	64	63	86	74	98		848	11-11	35-30
Kidd-Glass, Tim - S	17	71	67	68	83	82	57	59	77	26	ST		607	11-9	19-9
Lacy, Nicholas - CB	ST	ST	10	ST	ST	ST	ST	ST	ST	ST	ST		10	11-0	38-0
Locklear, Gavin - WR	19	9	21	1	4	ST	5	2	4	ST	4		69	11-0	36-0
Louis, Stephen - WR	95	49	38	55	64	51	53	60	78	26	INJ		569	10-9	35-21
McClendon, Jalan - QB	DNP	DNP	16	DNP	DNP	1	DNP	DNP	DNP	DNP	DNP		17	2-0	19-0
McCloud, Nick - CB	52	71	45	65	68	25	55	42	6	25	25		479	11-6	22-7
Meyers, Jakobi - WR	47	34	DNP	20	46	47	36	44	63	56	66		459	10-4	23-4
Miller, Brock - LB	ST	ST	14	ST	ST	ST	INJ	INJ	INJ	INJ	INJ	INJ	14	6-0	6-0
Moore, Airius - LB	30	54	57	46	44	67	63	40	62	46	28		537	11-11	50-41
Morehead, Jarius - S	52	52	67	68	84	82	70	67	79	72	57		750	11-10	24-11
Morrison, Stephen - SAF	ST	ST	ST	ST	ST	ST	ST	ST	ST	ST	ST		ST	11-0	18-0
Nichols, Dakwa - RB	ST	1	10	7	1	INJ	INJ	INJ	INJ	INJ	INJ	INJ	19	5-0	41-2
Nicholson, Riley - LB	ST	INJ	INJ	INJ	INJ	INJ	INJ	INJ	INJ	INJ	INJ	INJ	ST	1-0	25-5
Parham, Dylan - TE	2	ST	11	8	2	INJ	3	1	ST	2	2		31	10-0	10-0
Phillips, Freddie - NIC	8	INJ	INJ	INJ	INJ	INJ	INJ	INJ	INJ	INJ	INJ	INJ	8	1-0	26-0
Pierson, David - LB	DNP	DNP	DNP	DNP	DNP	DNP	DNP	DNP	DNP	ST	DNP		ST	1-0	1-0
Pratt, Germaine - LB	25	33	28	34	43	28	47	46	43	35	36		398	11-0	37-1
Prescod, Terronne - OG	61	55	55	74	86	70	64	63	86	37	98		749	11-11	36-14
Ramos, JuMichael - WR	DNP	5	15	10	8	7	10	1	1	7	28		92	10-2	44-11
Richardson, Will - OT	SUSP	SUSP	54	74	87	73	64	63	86	74	98		673	9-9	32-28
Riley, C.J. - WR	16	16	25	28	26	17	5	4	2	ST	20		159	11-0	11-0
Riley, Tyrone - DE	ST	ST	5	ST	ST	ST	5	ST	ST	6	4		20	11-0	23-0
Roseboro, Darian - DE	19	29	35	27	50	39	37	22	39	20	21		338	11-0	37-1
Ruocchio, Thomas - TE	DNP	DNP	4	DNP	DNP	DNP	DNP	DNP	DNP	DNP	DNP		4	1-0	1-0
Samuels, Jaylen - H	82	46	33	51	66	60	40	53	64	49	70		614	11-11	50-33
Saunders, Raven - LB	ST	ST	ST	ST	ST	ST	ST	ST	INJ	ST	ST		ST	10-0	10-0
Sculthorpe, Joe - OL	42	71	16	ST	1	9	ST	ST	ST	37	ST		176	11-1	11-1
Smith, Bryan - DT/FB	1	2	ST	ST	ST	ST	ST	ST	ST	ST	ST		3	11-0	14-0
Smith-Williams, James - DE	3	13	27	16	20	10	20	11	5	INJ	4		129	10-0	22-0
Stallings, Isaiah - SAF	ST	19	ST	DNP	ST	ST	9	12	ST	1	ST		41	10-1	10-1
Stephens, Daeshawn - WR	ST	ST	5	ST	DNP	DNP	ST	ST	ST	ST	ST		5	9-0	9-0
Stevens, Matt - LB	DNP	DNP	ST	DNP	ST	ST	ST	ST	ST	ST	ST		ST	8-0	8-0
Stevens, Mike - CB	INJ	INJ	INJ	INJ	33	65	45	47	74	53	39		356	7-5	43-27
Street, Kentavius - DE	30	43	39	41	34	47	42	56	47	52	34		465	11-11	49-32
Trowell, Maurice - WR	DNP	DNP	10	ST	ST	ST	ST	ST	ST	ST	ST		10	9-0	35-8
Valdez, James - CB	ST	26	INJ	INJ	INJ	INJ	INJ	INJ	INJ	INJ	INJ	INJ	26	2-0	2-0
Walton, Philip - OT	ST	ST	16	ST	ST	ST	ST	ST	ST	ST	ST		16	11-0	11-0
Wise, C. - PK	ST	ST	ST	ST	ST	ST	ST	ST	ST	DNP	DNP		ST	9-9	9-9
Witt, Justin - OT	103	16	17	DNP	DNP	ST	DNP	DNP	DNP	DNP	DNP		136	4-1	4-1
Wright, Dexter - S	24	INJ	INJ	INJ	1	ST	22	20	ST	47	ST		114	8-1	21-1

2017 NC STATE DRIVE CHARTS

NC State vs. South Carolina

Qtr	Spot	Obtained	PI-Yds	TOP	Result
1	S25	Kickoff	14-75	5:51	Touchdown
	S25	Kickoff	9-75	3:07	Touchdown
2	S24	Punt	5-16	1:25	Fumble
	S25	Kickoff	12-63	5:29	Missed FG
3	S21	Punt	10-79	1:38	Touchdown
	S25	Kickoff	5-15	1:41	Punt
	S33	Kickoff	3-(-20)	1:18	Fumble
	S13	Kickoff	6-7	3:39	Punt
	S21	Punt	3-7	1:03	Punt
4	C46	Punt	9-46	3:33	Touchdown
	S31	Interception	5-18	3:24	Punt
	S48	Punt	5-21	1:15	Downs
	S28	Punt	14-62	3:00	Downs

NC State vs. Marshall

Qtr	Spot	Obtained	PI-Yds	TOP	Result
1	S27	Punt	7-59	2:48	Field Goal
	S35	Kickoff	3-0	0:47	Punt
	S20	Kickoff	8-29	3:08	Punt
2	S38	Punt	3-5	1:49	Punt
	S32	Kickoff	6-68	2:48	Touchdown
	S20	Kickoff	8-80	2:56	Touchdown
	S18	Punt	7-82	1:21	Touchdown
3	S30	Kickoff	13-70	6:56	Touchdown
4	S29	Missed FG	7-56	2:56	Downs
	S44	Punt	5-17	3:23	Punt
	M23	Fumble	1-23	0:06	Touchdown
	S04	Interception	2-3	1:34	End of half

NC State vs. Furman

Qtr	Spot	Obtained	PI-Yds	TOP	Result
1	S25	Kickoff	12-75	5:07	Touchdown
	S40	Punt	7-60	2:39	Touchdown
2	F42	Kickoff	6-42	2:38	Touchdown
	S20	Punt	7-25	3:03	Punt
	S24	Kickoff	11-76	2:11	Touchdown
3	S25	Kickoff	6-28	2:46	Punt
	F49	Punt	4-49	1:27	Touchdown
	F00	Interception	0-0	0:00	Touchdown
	F23	Fumble	2-23	0:29	Touchdown
4	S30	Kickoff	4-30	3:02	Punt
	F40	Downs	6-19	2:46	Missed FG
	F46	Fumble	5-33	2:43	End of half

NC State vs. Florida State

Qtr	Spot	Obtained	PI-Yds	TOP	Result
1	S36	Punt	12-58	4:34	Field Goal
	S24	Punt	10-76	4:28	Touchdown
2	S25	Kickoff	3-8	1:29	Punt
	S02	Fumble	3-4	1:33	Punt
	S20	Missed FG	4-80	1:33	Touchdown
	S25	Kickoff	1-(-2)	0:05	End of half
3	S21	Kickoff	3-2	1:23	Punt
	S25	Kickoff	11-63	5:27	Field Goal
	S19	Punt	5-31	2:23	Punt
4	S25	Kickoff	10-75	4:52	Touchdown
	S03	Punt	2-(-3)	0:45	Safety
	S41	Downs	3-(-5)	1:43	Punt
	S25	Kickoff	5-11	3:01	End of half

NC State vs. Syracuse

Qtr	Spot	Obtained	PI-Yds	TOP	Result
1	S35	Kickoff	15-57	6:59	Field Goal
	S43	Interception	7-26	2:47	Field Goal
	S30	Missed FG	5-70	1:04	Touchdown
2	S25	Kickoff	5-75	2:22	Touchdown
	S17	Downs	10-83	5:26	Touchdown
	S20	Punt	9-66	1:06	Missed FG
3	S18	Kickoff	5-14	2:08	Punt
	S47	Punt	3-3	1:25	Punt
	S29	Kickoff	3-6	1:32	Punt
4	S35	Punt	10-65	5:02	Touchdown
	S15	Downs	3-2	1:47	Punt
	C47	Kickoff	9-18	4:39	End of half

NC State vs. Louisville

Qtr	Spot	Obtained	PI-Yds	TOP	Result
1	S27	Punt	9-54	4:10	Fumble
	S01	Punt	10-56	4:08	Punt
2	S41	Punt	5-59	1:42	Touchdown
	S09	Kickoff	6-87	2:21	Field Goal
3	S23	Punt	7-77	1:36	Touchdown
	S28	Kickoff	13-55	5:40	Missed FG
4	S22	Kickoff	9-78	3:36	Touchdown
	L45	Kickoff	5-45	2:22	Touchdown
	S43	Punt	5-14	2:58	Punt
	S35	Kickoff	3-5	1:01	Punt
	L00	Interception	0-0	0:00	Touchdown
	S19	Downs	1-(-2)	0:36	End of half

NC State vs. Pittsburgh

Qtr	Spot	Obtained	PI-Yds	TOP	Result
1	S25	Kickoff	9-41	4:24	Downs
	S08	Punt	3-5	1:30	Punt
	S17	Kickoff	2-83	0:28	Touchdown
2	P00	Punt	0-0	0:00	Touchdown
	S28	Punt	4-25	1:20	Punt
	S12	Punt	3-5	1:08	Punt
	S25	Kickoff	10-58	2:29	Missed FG
	S35	Missed FG	1-0	0:09	End of half
3	P42	Interception	3-1	1:24	Punt
	S42	Punt	5-21	2:34	Punt
	S34	Punt	5-66	2:00	Touchdown
	S27	Punt	9-73	3:54	Touchdown
4	S25	Kickoff	3-(-1)	1:28	Punt
	S41	Downs	6-59	1:26	Touchdown
	P38	Fumble	2-(-5)	0:48	End of half

NC State vs. Notre Dame

Qtr	Spot	Obtained	PI-Yds	TOP	Result
1	S28	Punt	3-3	0:43	Punt
	N00	Punt	0-0	0:00	Touchdown
	S19	Kickoff	10-43	4:49	Punt
	S29	Punt	7-71	2:46	Touchdown
2	S13	Kickoff	3-(-3)	1:49	Punt
	S24	Kickoff	4-24	1:02	Punt
	S23	Punt	7-36	2:13	Downs
3	S20	Kickoff	7-38	2:55	Interception
	N42	Kickoff	8-35	4:34	Downs
	S42	Punt	3-5	1:26	Punt
	S35	Kickoff	3-6	1:15	Punt
4	S08	Punt	3-3	0:56	Punt
	S20	Punt	3-2	1:15	Punt

NC State vs. Clemson

Qtr	Spot	Obtained	PI-Yds	TOP	Result
1	C40	Interception	3-40	1:16	Touchdown
	S15	Punt	3-5	2:10	Punt
	S35	Kickoff	12-65	6:34	Touchdown
2	S25	Kickoff	10-75	4:35	Touchdown
	S20	Kickoff	10-63	3:27	Missed FG
	S22	Missed FG	0-0	0:00	End of half
3	S25	Kickoff	5-10	1:58	Punt
	S01	Punt	3-4	1:35	Punt
	S10	Punt	3-0	0:22	Punt
	S17	Kickoff	6-34	3:20	Punt
4	S35	Kickoff	6-65	2:37	Touchdown
	S28	Punt	2-(-9)	0:38	Interception
	S15	Kickoff	13-81	4:34	Field Goal
	S20	Punt	10-47	1:24	Interception

NC State vs. Boston College

Qtr	Spot	Obtained	PI-Yds	TOP	Result
1	S44	Kickoff	3-2	1:03	Punt
	S20	Interception	13-44	6:00	Missed FG
	S12	Punt	3-5	1:35	Punt
2	S13	Downs	12-68	4:46	Missed FG
	S13	Kickoff	11-87	3:44	Touchdown
	B23	Fumble	2-0	0:32	Interception
	B19	Downs	1-(-5)	0:05	Field Goal
3	S22	Punt	12-58	4:21	Missed FG
	S28	Punt	5-9	1:54	Fumble
	S37	Kickoff	3-5	1:09	Punt
	S17	Punt	5-83	1:51	Touchdown
4	S22	Downs	3-0	1:06	Punt
	B29	Downs	4-6	2:22	Downs

NC State vs. Wake Forest

Qtr	Spot	Obtained	PI-Yds	TOP	Result
1	S25	Kickoff	9-39	3:29	Downs
	S25	Kickoff	10-75	4:46	Touchdown
	S25	Kickoff	5-1	2:45	Punt
2	S16	Punt	12-84	6:29	Touchdown
	S32	Kickoff	8-28	2:09	Punt
3	S22	Punt	8-78	3:14	Touchdown
	S20	Punt	3-6	1:57	Punt
	S17	Punt	3-(-4)	1:00	Punt
	S37	Kickoff	1-9	0:07	Fumble
4	S16	Interception	19-76	8:08	Field Goal
	S29	Kickoff	14-71	6:07	Fumble
	S45	Punt	3-20	0:40	Interception

2017 OPPONENT DRIVE CHARTS

South Carolina vs. NC State

Qtr	Spot	Obtained	PI-Yds	TOP	Result
1	S00	Kickoff	0-0	0:13	Touchdown
	C20	Kickoff	11-80	4:58	Touchdown
	C27	Kickoff	3-4	0:54	Punt
2	S40	Fumble	8-40	3:18	Touchdown
	C20	Missed FG	5-20	2:46	Punt
	C33	Kickoff	1-(-2)	0:04	End of half
3	C49	Punt	3-51	1:25	Touchdown
	S13	Fumble	2-13	1:16	Touchdown
	C36	Punt	3-3	1:45	Punt
	C03	Punt	3-1	1:41	Punt
4	C25	Kickoff	3-5	0:59	Interception
	C06	Punt	4-11	2:09	Punt
	C31	Downs	3-2	1:28	Punt
	C10	Downs	1-(-2)	0:06	End of half

Marshall vs. NC State

Qtr	Spot	Obtained	PI-Yds	TOP	Result
1	M18	Kickoff	4-10	1:57	Punt
	M15	Kickoff	9-85	3:45	Touchdown
	M18	Punt	6-66	2:27	Field Goal
2	M09	Punt	3-(-4)	0:58	Punt
	M16	Punt	9-56	3:47	Field Goal
	M25	Kickoff	1-75	0:12	Touchdown
	M42	Kickoff	3-0	0:21	Punt
3	M29	Kickoff	1-(-2)	0:15	End of half
	M15	Kickoff	16-56	7:55	Missed FG
4	M16	Downs	6-5	2:51	Punt
	M20	Punt	4-3	1:38	Fumble
	M47	Kickoff	9-50	2:18	Interception

Furman vs. NC State

Qtr	Spot	Obtained	PI-Yds	TOP	Result
1	F25	Kickoff	11-47	5:07	Field Goal
	F25	Kickoff	3-2	1:19	Punt
	F25	Kickoff	9-58	3:19	Field Goal
2	F27	Kickoff	3-2	2:13	Punt
	F07	Punt	4-93	1:37	Touchdown
	F22	Kickoff	1-(-2)	0:18	End of half
3	F12	Punt	9-21	3:37	Punt
	F25	Kickoff	7-26	3:18	Interception
	F25	Kickoff	3-(-2)	1:25	Fumble
	F25	Kickoff	8-46	3:22	Field Goal
4	F12	Punt	5-28	2:17	Downs
	F21	Missed FG	6-25	2:41	Fumble

Florida State vs. NC State

Qtr	Spot	Obtained	PI-Yds	TOP	Result
1	F25	Kickoff	3-(-4)	2:17	Punt
	F25	Kickoff	3-0	0:21	Punt
	F25	Kickoff	12-75	5:56	Touchdown
2	F34	Punt	7-64	3:47	Fumble
	S36	Punt	5-23	2:28	Missed FG
	F41	Kickoff	10-39	1:24	Field Goal
3	F37	Punt	6-44	1:58	Field Goal
	F25	Kickoff	4-15	1:29	Punt
4	F12	Punt	7-68	3:06	Field Goal
	F24	Kickoff	5-19	1:59	Punt
	S40	Kickoff	4-(-1)	1:04	Downs
	S23	Punt	4-6	0:30	Field Goal

Syracuse vs. NC State

Qtr	Spot	Obtained	PI-Yds	TOP	Result
1	C25	Kickoff	2-3	0:30	Interception
	C25	Kickoff	12-45	3:15	Missed FG
	C25	Kickoff	10-75	3:13	Touchdown
2	C29	Kickoff	6-54	1:57	Downs
	C32	Kickoff	5-15	1:07	Punt
	C20	Missed FG	1-(-5)	0:03	End of half
3	C22	Kickoff	9-78	2:56	Touchdown
	C04	Punt	3-6	0:49	Punt
	C11	Punt	13-69	4:58	Field Goal
4	C10	Punt	5-10	1:02	Punt
	C45	Kickoff	9-40	2:18	Downs
	S33	Punt	5-33	1:03	Touchdown

Louisville vs. NC State

Qtr	Spot	Obtained	PI-Yds	TOP	Result
1	L18	Kickoff	3-3	2:34	Punt
	L19	Fumble	8-45	4:55	Punt
2	L02	Punt	4-17	0:44	Punt
	L25	Kickoff	9-75	4:20	Touchdown
3	L25	Kickoff	3-7	1:40	Punt
	L21	Kickoff	11-68	1:42	Field Goal
	L20	Missed FG	8-49	3:59	Field Goal
4	L38	Kickoff	9-62	3:48	Touchdown
	L25	Kickoff	3-(-4)	0:55	Punt
	L20	Punt	7-80	2:04	Touchdown
	L11	Punt	2-0	0:17	Interception
	L33	Kickoff	12-48	2:16	Downs

Pittsburgh vs. NC State

Qtr	Spot	Obtained	PI-Yds	TOP	Result
1	P34	Downs	3-8	1:29	Punt
	S42	Punt	5-42	2:32	Touchdown
	P18	Kickoff	6-21	3:42	Punt
2	P25	Kickoff	3-7	0:55	Punt
	P04	Punt	9-55	4:35	Punt
	P31	Punt	10-69	5:19	Touchdown
3	P33	Kickoff	3-(-3)	1:00	Interception
	P11	Punt	3-5	1:21	Punt
	P09	Punt	8-29	4:09	Punt
4	P34	Kickoff	3-6	1:43	Punt
	P23	Kickoff	9-51	3:59	Field Goal
	P23	Punt	10-36	3:01	Downs
	P35	Kickoff	5-3	1:13	Fumble

Notre Dame vs. NC State

Qtr	Spot	Obtained	PI-Yds	TOP	Result
1	N21	Kickoff	4-17	2:15	Punt
	N21	Punt	3-(-10)	1:57	Punt
	N40	Kickoff	2-60	0:29	Touchdown
2	N06	Punt	4-19	2:13	Punt
	N28	Kickoff	14-72	5:11	Touchdown
	N40	Punt	8-60	2:18	Touchdown
3	N12	Punt	5-21	2:15	Punt
	N41	Downs	0-0	0:00	End of half
	S00	Interception	0-0	0:00	Touchdown
4	N07	Downs	3-9	1:38	Punt
	N23	Punt	2-77	0:16	Touchdown
	N10	Punt	10-54	5:27	Punt
	S48	Punt	3-1	1:38	Punt
	N19	Punt	15-76	8:40	End of half

Clemson vs. NC State

Qtr	Spot	Obtained	PI-Yds	TOP	Result
1	C25	Kickoff	3-1	0:35	Interception
	C30	Kickoff	5-22	1:55	Punt
	S00	Punt	0-0	0:00	Touchdown
2	C29	Kickoff	12-71	3:14	Touchdown
	C23	Kickoff	11-68	4:08	Field Goal
	C20	Missed FG	12-58	1:42	Missed FG
3	C10	Punt	6-44	3:26	Punt
	S49	Punt	3-6	0:44	Punt
	S49	Punt	9-49	3:24	Touchdown
	C11	Punt	1-89	0:05	Touchdown
4	C21	Kickoff	3-9	2:04	Punt
	S27	Interception	7-27	3:03	Touchdown
	S47	Kickoff	3-6	0:26	Punt
	S36	Interception	0-0	0:00	End of half

Boston College vs. NC State

Qtr	Spot	Obtained	PI-Yds	TOP	Result
1	B20	Punt	7-63	2:50	Interception
	B36	Missed FG	6-23	2:49	Punt
	B44	Punt	8-43	2:51	Downs
2	B20	Missed FG	5-80	1:56	Touchdown
	B29	Kickoff	3-(-6)	0:53	Fumble
	B24	Interception	4-(-5)	0:53	Downs
	B19	Kickoff	1-(-1)	0:03	End of half
3	B17	Kickoff	11-32	6:05	Punt
	B20	Missed FG	3-7	1:10	Punt
	B23	Fumble	4-23	1:19	Touchdown
4	B26	Punt	7-13	3:49	Punt
	B39	Kickoff	10-39	4:07	Downs
	B29	Punt	4-0	0:19	Downs
	B23	Downs	3-16	0:28	End of half

Wake Forest vs. NC State

Qtr	Spot	Obtained	PI-Yds	TOP	Result
1	W36	Downs	5-64	1:32	Touchdown
	W33	Kickoff	9-67	2:32	Touchdown
2	W35	Punt	6-10	2:09	Punt
	W25	Kickoff	9-75	3:25	Touchdown
	W20	Punt	1-(-1)	0:34	End of half
3	W34	Kickoff	3-6	1:09	Punt
	W28	Kickoff	3-2	0:58	Punt
	W49	Punt	3-0	0:57	Punt
	W41	Punt	5-41	1:18	Field Goal
4	S46	Fumble	1-0	0:07	Interception
	W27	Kickoff	8-73	2:35	Touchdown
	W20	Fumble	3-3	1:10	Punt
	W20	Interception	1-(-1)	0:01	End of half

DRESS LIST vs. UNC

No.	Name	Pos.	Hgt.	Wgt.	Cl.	Hometown, (Last School)
1	Jaylen Samuels	H	5'11	228	Sr.	Charlotte, N.C. (Mallard Creek)
2	Jalan McClendon	QB	6'5	221	R-Jr.	Charlotte, N.C. (W. Mecklenburg)
2	Mike Stevens	CB	5'11	190	Sr.	Charlotte, N.C. (Davidson Day)
3	Kelvin Harmon	WR	6'3	213	So.	Palmyra, N.J. (Palmyra)
3	Germaine Pratt	LB	6'3	235	R-Jr.	High Point, N.C. (Central)
4	Jerod Fernandez	LB	6'0	227	R-Sr.	Sanford, Fla. (Lake Mary)
5	Johnathan Alston	CB	6'0	210	R-Sr.	Bunn, N.C. (Bunn)
6	Gavin Locklear	WR	5'10	195	R-Sr.	Apex, N.C. (Apex)
7	Nyheim Hines	RB	5'9	197	Jr.	Garner, N.C. (Garner)
8	Maurice Trowell	WR	5'11	196	R-Jr.	Durham, N.C. (Southern Durham)
9	Bradley Chubb	DE	6'4	275	Sr.	Marietta, Ga. (Hillgrove)
10	Louis Acceus	LB	6'0	216	Fr.	Spring Valley, N.Y. (St. Joseph)
11	Jakobi Meyers	WR	6'2	203	R-So.	Lithonia, Ga. (Arabia Mountain)
12	Stephen Louis	WR	6'2	217	R-Jr.	W. Palm Beach, Fla. (Palm Bch Lakes)
13	Matthew McKay	QB	6'3	200	Fr.	Raleigh, N.C. (Wakefield)
13	Stephen Morrison	NIC	5'11	201	R-Jr.	Weddington, N.C. (Weddington)
14	Dexter Wright	SAF	6'2	232	R-Jr.	Wilson, N.C. (Hunt)
14	Woody Cornwell	QB	6'2	210	R-Jr.	Lake Junaluska, N.C. (Tuscola)
15	Ryan Finley	QB	6'4	210	Gr. (Jr.)	Phoenix, Az. (Boise St./Paradise Vall.)
15	Chris Ingram	CB	6'0	180	Fr.	Mooresville, N.C. (Mooresville)
19	C.J. Riley	WR	6'4	204	R-Fr.	Coconut Creek, Fla. (N. Broward Prep)
20	Bryce Banks	CB	6'2	192	R-Fr.	Columbia, Mo. (Rock Bridge)
21	Nick McCloud	CB	6'1	189	So.	Rock Hill, S.C. (S. Pointe)
22	Isaiah Stallings	SAF	6'4	220	R-Fr.	Fayetteville, N.C. (Terry Sanford)
24	Shawn Boone	NIC	5'10	206	Sr.	W. Palm Beach, Fla. (Dwyer)
24	Nakia Robinson, Jr.	RB	5'11	193	Fr.	Miami, Fla. (Miami Jackson)
25	Reggie Gallaspy II	RB	5'11	225	Jr.	High Point, N.C. (S. Guilford)
26	Nicholas Lacy	CB	5'7	182	R-Sr.	Pinehurst (Pinecrest)
27	Justin Jones	DT	6'2	312	Sr.	Austell, Ga. (S. Cobb)
28	Dylan Parham	TE	6'4	224	R-Fr.	Raleigh, N.C. (Southeast)
29	Raven Saunders	LB	6'1	220	Fr.	Riviera Beach, Fla. (Dwyer)
31	Jarius Morehead	SAF	6'1	217	R-So.	Whitsett, N.C. (E. Guilford)
33	Brady Bodine	RB	5'10	200	R-Jr.	Camp LeJeune, N.C. (Camp Lejeune)
34	Tim Kidd-Glass	SAF	6'1	202	So.	Danville, Va. (George Washington)
35	Kentavious Street	DE	6'2	287	Sr.	Greenville, N.C. (Rose)
37	Vernon Grier	DB	5'10	180	R-So.	Charlotte, N.C. (Mallard Creek)
38	Carson Wise	PK	5'10	170	*R-Jr.	Blacksburg, Va. (Blacksburg/Car-New)
39	James Smith-Williams	DE	6'4	247	R-So.	Raleigh, N.C. (Millbrook)
41	Will Eason	RB	5'7	173	R-Fr.	Charlotte, N.C. (Mallard Creek)
42	Dylan Autenrieth	TE	6'4	242	R-Fr.	Dallas, Ga. (N. Paulding)
43	David Pierson	LB	6'0	232	R-Fr.	Wendell, N.C. (Jireh Prep)
44	Bryan Smith	DE	6'2	259	R-Gr.	Oxford, N.C. (Webb)

No.	Name	Pos.	Hgt.	Wgt.	Cl.	Hometown, (Last School)
45	Darian Roseboro	DE	6'4	287	Jr.	Lincolnton, N.C. (Lincolnton)
46	Logan DeBoer	FB	6'1	235	R-Fr.	Pittsburgh Pa. (Montour/Fork Union)
48	Cole Cook	TE	6'6	250	Gr.	Carrollton, Ga. (Carrollton)
49	Matt Stevens	LB	6'0	228	R-Fr.	Charlotte, N.C. (Hough)
50	Tony Adams	OG	6'2	315	Sr.	Charlotte, N.C. (Independence)
50	Jackson Quiggle	LS	5'10	205	R-Fr.	Sanford, N.C. (Southern Lee)
53	Tyler Jones	OT	6'3	300	R-Jr.	Stone Mountain, Ga. (Stephenson)
54	Will Richardson	OT	6'6	322	R-Jr.	Burlington, N.C. (Cummings)
55	Deonté Holden	DE	6'4	247	Gr. (Jr.)	Landover, M. (Dematha Catholic)
57	Tyler Griffiths	LS	6'2	230	Jr.	Indian Trail, N.C. (Sun Valley)
58	Airius Moore	LB	6'0	235	Sr.	Beavercreek, Ohio (Beavercreek)
59	Liam Ryan	C	6'2	300	Fr.	Cary, N.C. (Fork Union/Cary)
64	Peter Daniel	OT	6'6	305	R-Gr.	Raleigh, N.C. (Broughton)
65	Garrett Bradbury	OG/C	6'3	298	R-Jr.	Charlotte, N.C. (Charlotte Christian)
66	Joshua Fedd-Jackson	OG	6'3	336	Fr.	Montvale, N.J. (St. Joseph)
67	Justin Witt	OT	6'6	296	RS - Fr.	Chicago, Ill. (Lincoln-Way West)
70	Terronne Prescod	OG	6'5	331	R-Jr.	Decatur, Ga. (Columbia)
71	Joe Sculthorpe	C	6'3	307	R-Fr.	Hampstead, N.C. (Topsail)
72	Philip Walton, Jr.	OT	6'7	305	R-So.	Charlotte, N.C. (Charlotte Christian)
83	Daeshawn Stephens	WR	6'1	214	R-Fr.	Durham, N.C. (Hillside)
85	JuMichael Ramos	WR	6'2	200	R-Gr.	Lovejoy, Ga. (Lovejoy)
86	Emeka Emezie	WR	6'3	209	Fr.	Waxhaw, N.C. (Marvin Ridge)
89	Thomas Ruocchio	TE	6'3	245	R-Fr.	Raleigh, N.C. (Cardinal Gibbons)
90	A.J. Cole III	P	6'4	230	Jr.	College Park, Ga. (Woodward Acad)
90	Ben "Shug" Frazier	DT	6'3	316	R-Fr.	Buford, Ga. (Buford)
91	Eurndraus Bryant	DT	6'1	325	Jr.	N. Charleston, S.C. (Ft. Dorchester)
92	Kyle Bambard	PK	5'8	190	Jr.	Wixom, Mich. (Walled Lake Western)
95	Tyrone Riley	DE	6'6	285	R-So.	Savannah, Ga. (Calvary Day School)
98	B.J. Hill	DT	6'4	315	Sr.	Oakboro, N.C. (W. Stanley)
99	Trenton Gill	P	6'4	187	Fr.	Hillsborough, N.C. (Cedar Ridge)