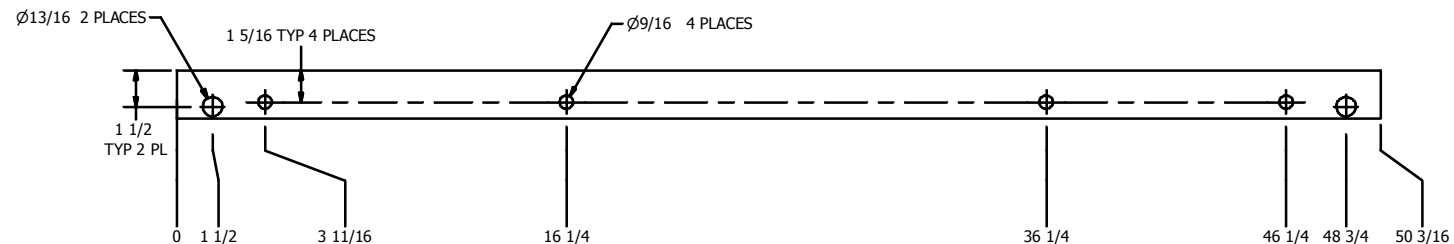
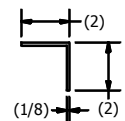


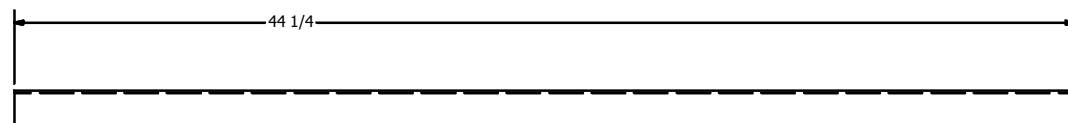
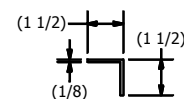
Note:
1.) Material 1/4" Polycarbonate

DRAWN mcyr	10/27/2008	FIRST 200 Bedford Street, Manchester, NH 03101 (603) 666-3906 -- FAX (603) 666-3907		
CHECKED dfoster	11/19/2008			
UNLESS OTHERWISE SPECIFIED		TITLE Fueling Port Rear Plastic		
TOLERANCES: (INCHES)				
FRAC.	+/- 1/32	SIZE	DWG NO	REV
.00	+/- .01	B	GE-09023	
.000	+/- .005	SCALE	SHEET 1 OF 1	
ANGULAR	+/- .25 Deg.			

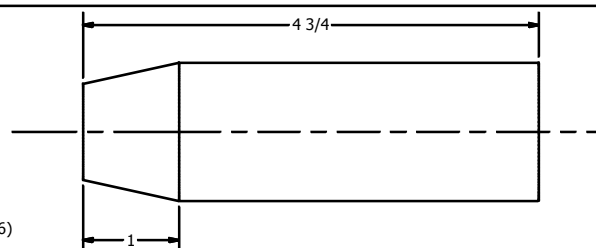
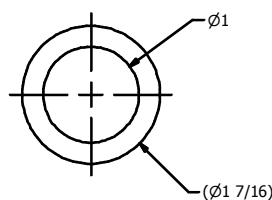


ITEM: 1, FE-00007-01 Upper Rail
 RESOURCE: 1
 SCALE: 1/4

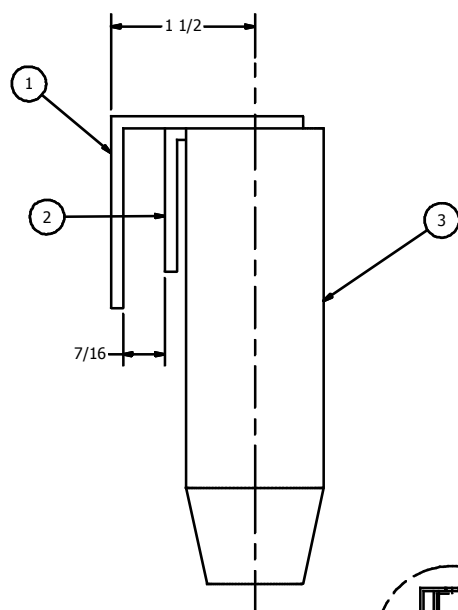
Resource	Description	Length
1	2"x2"x1/8" SQ Corner 6063 Alum Angle	51"
2	1 7/16" 6061 Alum Round Stock	10"
3	1 1/2"x1 1/2"x1/8" 6061 Alum Angle	45"



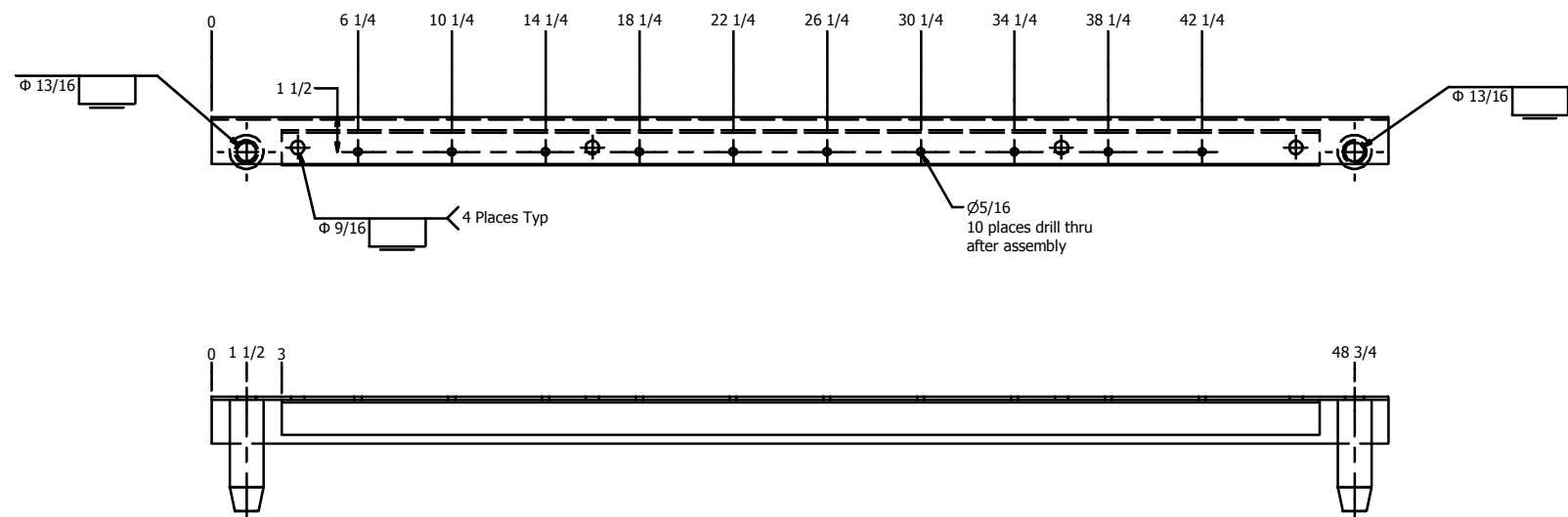
ITEM: 2, FE-00007-02 Lower Rail
 RESOURCE: 3
 SCALE: 1/4



ITEM: 3, FE-00007-03 Connecting Pin
 RESOURCE: 2
 SCALE: FULL



DETAIL A
 SCALE 1

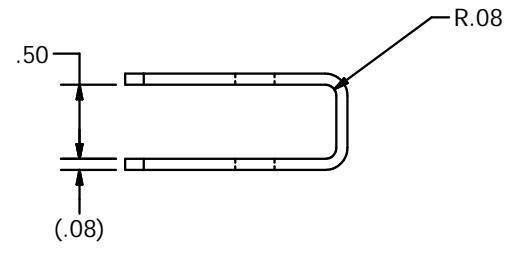
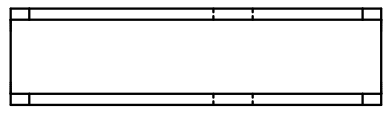
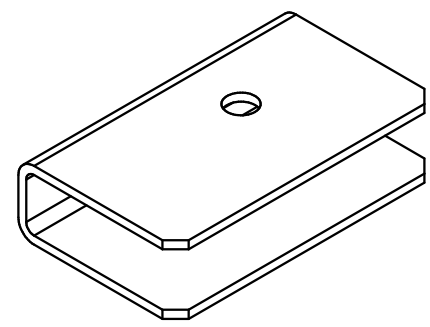
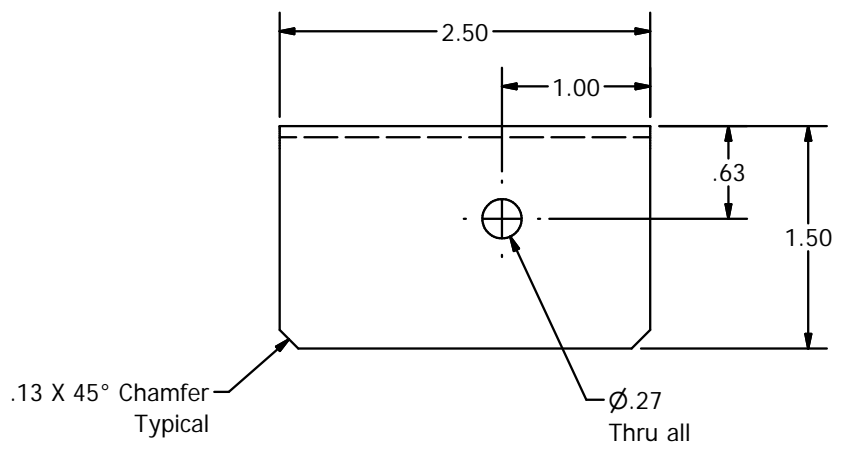


Notes:
 1. Remove all sharp edges and burrs

FE-00007 Field Top Rail Parts List			
ITEM	QTY	PART NUMBER	DESCRIPTION
1	1	GE-09031-01	Upper Rail
2	1	GE-09031-02	Lower Rail
3	2	GE-09031-03	Connecting Pin

DRAWN dfoster	5/27/2008	FIRST 200 Bedford Street, Manchester, NH 03101 (603) 666-3906 -- FAX (603) 666-3907	
CHECKED dfoster	8/4/2008		
UNLESS OTHERWISE SPECIFIED		TITLE	
TOLERANCES: (INCHES)		Top Rail - Fueling Port	
FRAC.	+/- 1/32	SIZE	DWG NO
.00	+/- .01	D	GE-09031
.000	+/- .005	SCALE	REV
ANGULAR	+/- .25 Deg.	SHEET 1 OF 1	

4 | 3 | 2 | 1



Notes:

- 1) Material: Steel HRS Sheet 14 ga (.075 thk)
- 2) Remove all burrs and sharp edges

DRAWN dfoster		12/1/2009		FIRST 200 Bedford Street, Manchester, NH 03101 (603) 666-3906 -- FAX (603) 666-3907	
CHECKED					
UNLESS OTHERWISE SPECIFIED				TITLE Clip, End Panel Support	
TOLERANCES: (INCHES)					
FRAC.	+/-	1/32			
.00	+/-	.01		SIZE B	
.000	+/-	.005			
ANGULAR	+/-	.25 Deg.		REV	
SCALE					

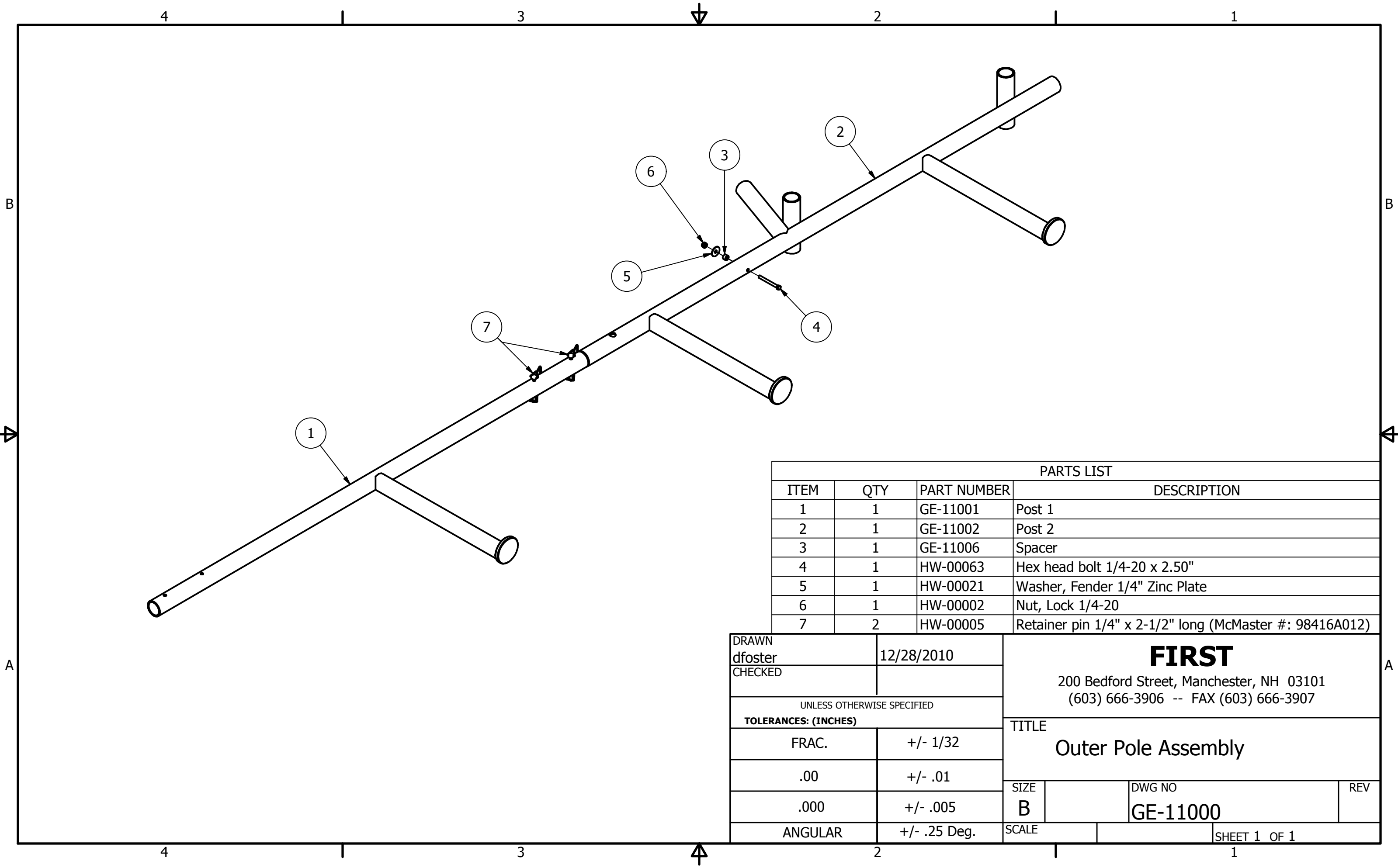
B

B

A

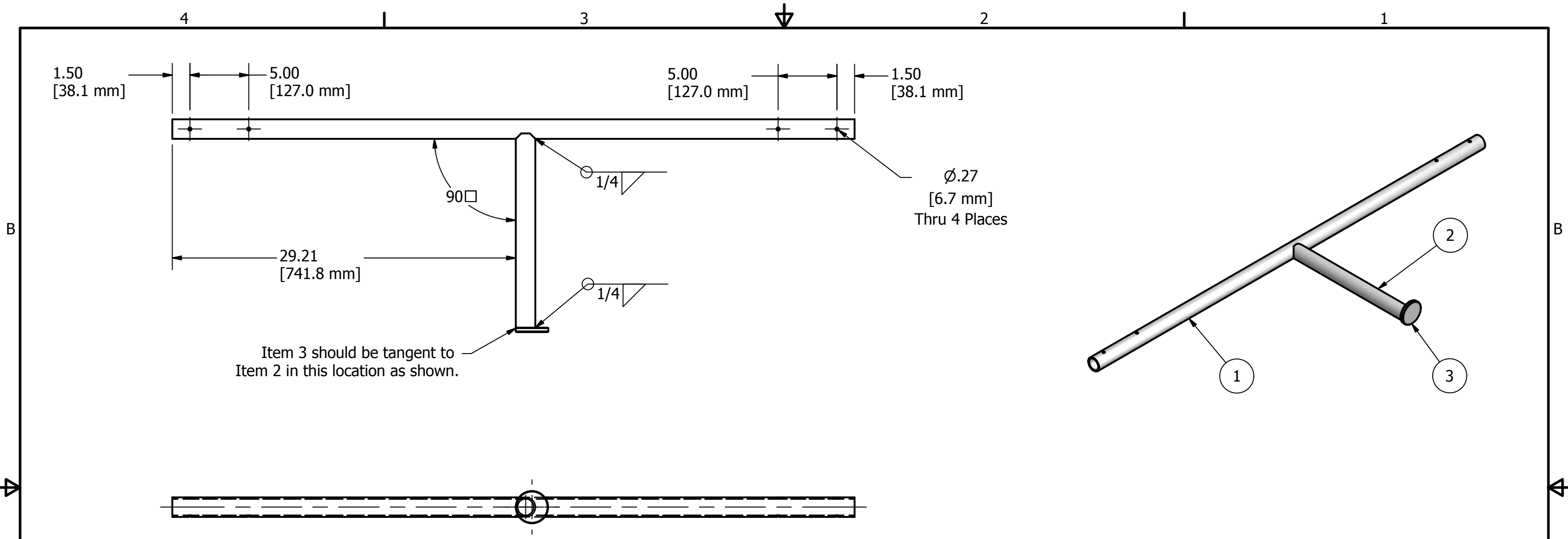
A

4 | 3 | 2 | 1



PARTS LIST			
ITEM	QTY	PART NUMBER	DESCRIPTION
1	1	GE-11001	Post 1
2	1	GE-11002	Post 2
3	1	GE-11006	Spacer
4	1	HW-00063	Hex head bolt 1/4-20 x 2.50"
5	1	HW-00021	Washer, Fender 1/4" Zinc Plate
6	1	HW-00002	Nut, Lock 1/4-20
7	2	HW-00005	Retainer pin 1/4" x 2-1/2" long (McMaster #: 98416A012)

DRAWN dfoster		12/28/2010		FIRST 200 Bedford Street, Manchester, NH 03101 (603) 666-3906 -- FAX (603) 666-3907	
CHECKED					
UNLESS OTHERWISE SPECIFIED				TITLE Outer Pole Assembly	
TOLERANCES: (INCHES)					
FRAC.	+/- 1/32				
.00	+/- .01				
.000	+/- .005			SIZE B	DWG NO GE-11000
ANGULAR	+/- .25 Deg.			SCALE	REV
				SHEET 1 OF 1	



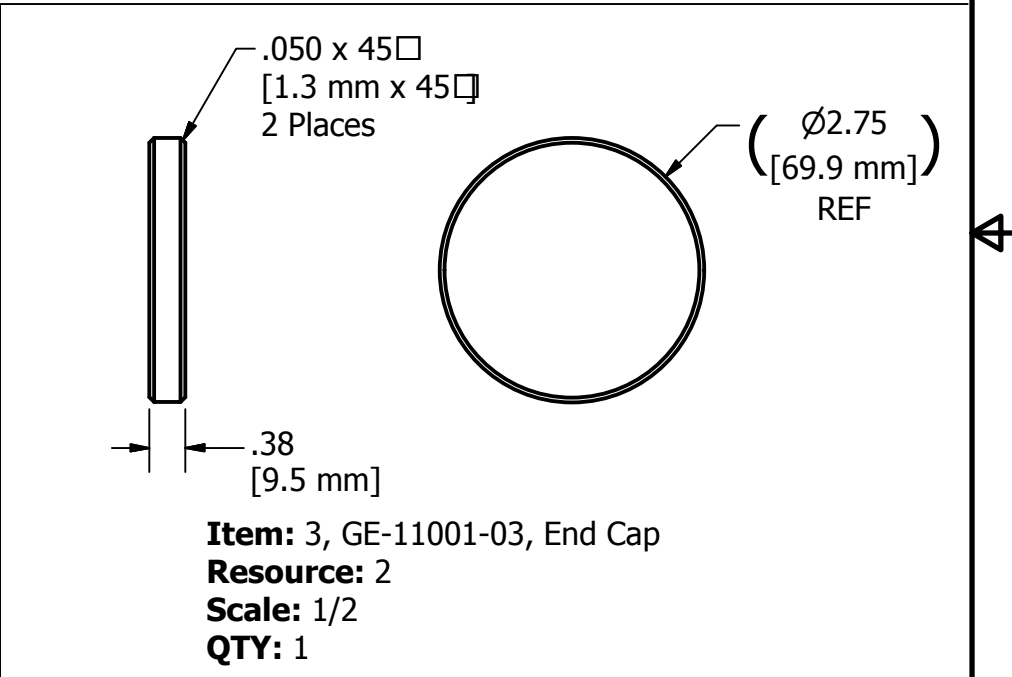
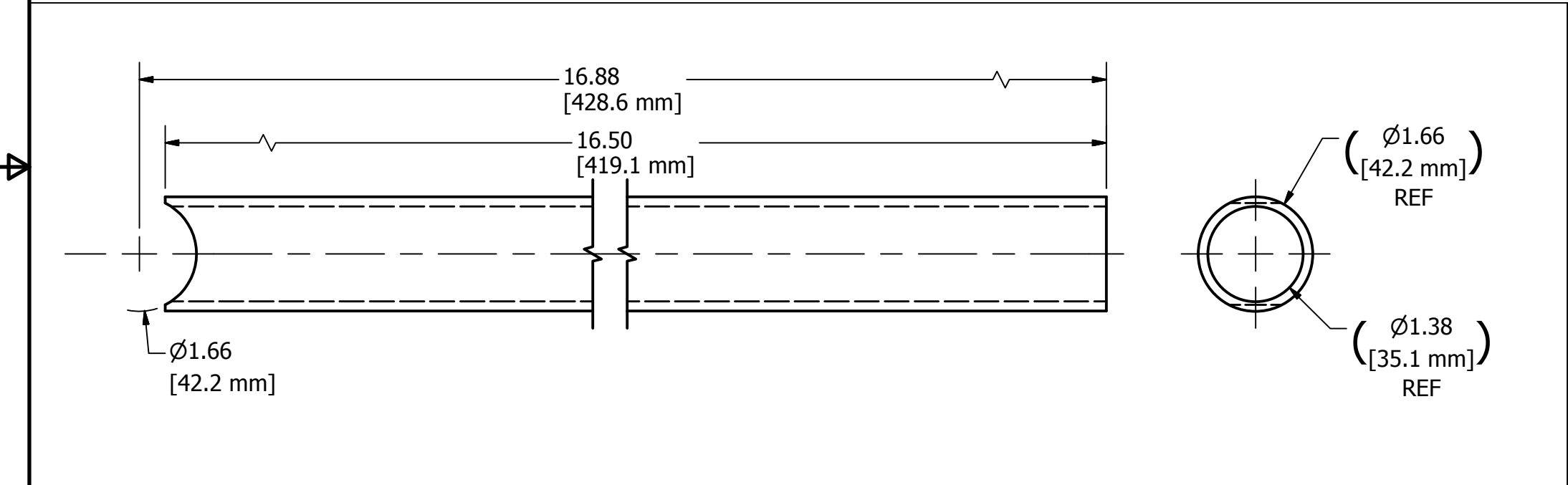
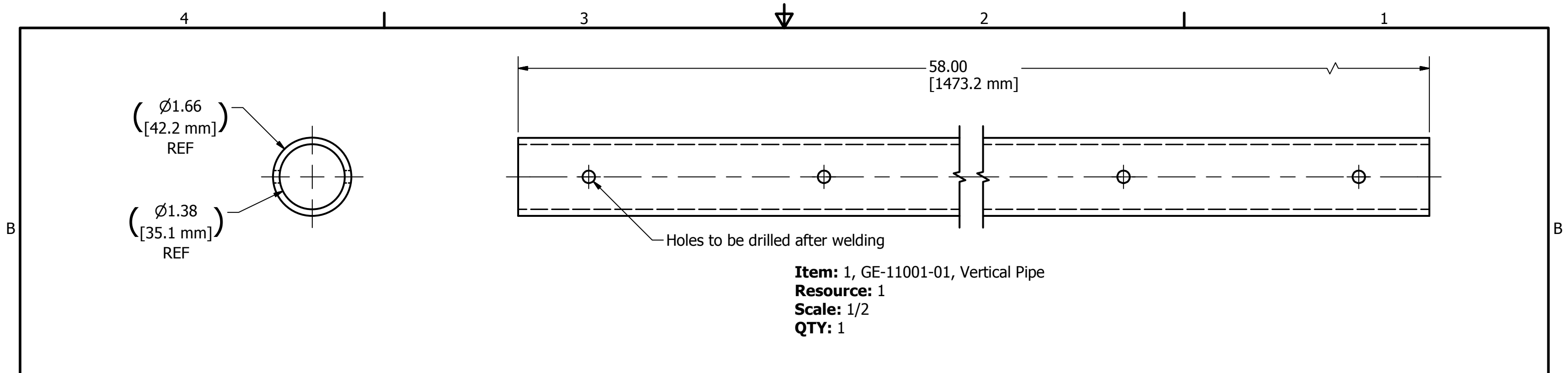
Resources		
Resource	Material	QTY.
1	1-1/4" Schedule 40 6061 Aluminum Pipe	75" [2 meters]
2	2-3/4" Diameter 6061 Aluminum Rod	3/8" [10 mm]

PARTS LIST			
ITEM	QTY	PART NUMBER	DESCRIPTION
1	1	GE-11001-01	Vertical Pipe
2	1	GE-11001-02	Horizontal Pipe
3	1	GE-11001-03	End Cap

Notes:

1. Remove all burrs and sharp edges.

DRAWN dfoster		8/25/2010		FIRST 200 Bedford Street, Manchester, NH 03101 (603) 666-3906 -- FAX (603) 666-3907	
CHECKED					
UNLESS OTHERWISE SPECIFIED				TITLE Post 1	
TOLERANCES: (INCHES)					
FRAC.	+/- 1/32				
.00	+/- .01			SIZE	DWG NO
.000	+/- .005			B	GE-11001
ANGULAR	+/- .25 Deg.			SCALE	REV
				SHEET 1 OF 2	



DRAWN dfoster	8/25/2010	FIRST 200 Bedford Street, Manchester, NH 03101 (603) 666-3906 -- FAX (603) 666-3907		
CHECKED				
UNLESS OTHERWISE SPECIFIED		TITLE Post 1		
TOLERANCES: (INCHES)				
FRAC.	+/- 1/32	SIZE	DWG NO	REV
.00	+/- .01	B	GE-11001	
.000	+/- .005	SCALE		
ANGULAR	+/- .25 Deg.	SHEET 2 OF 2		

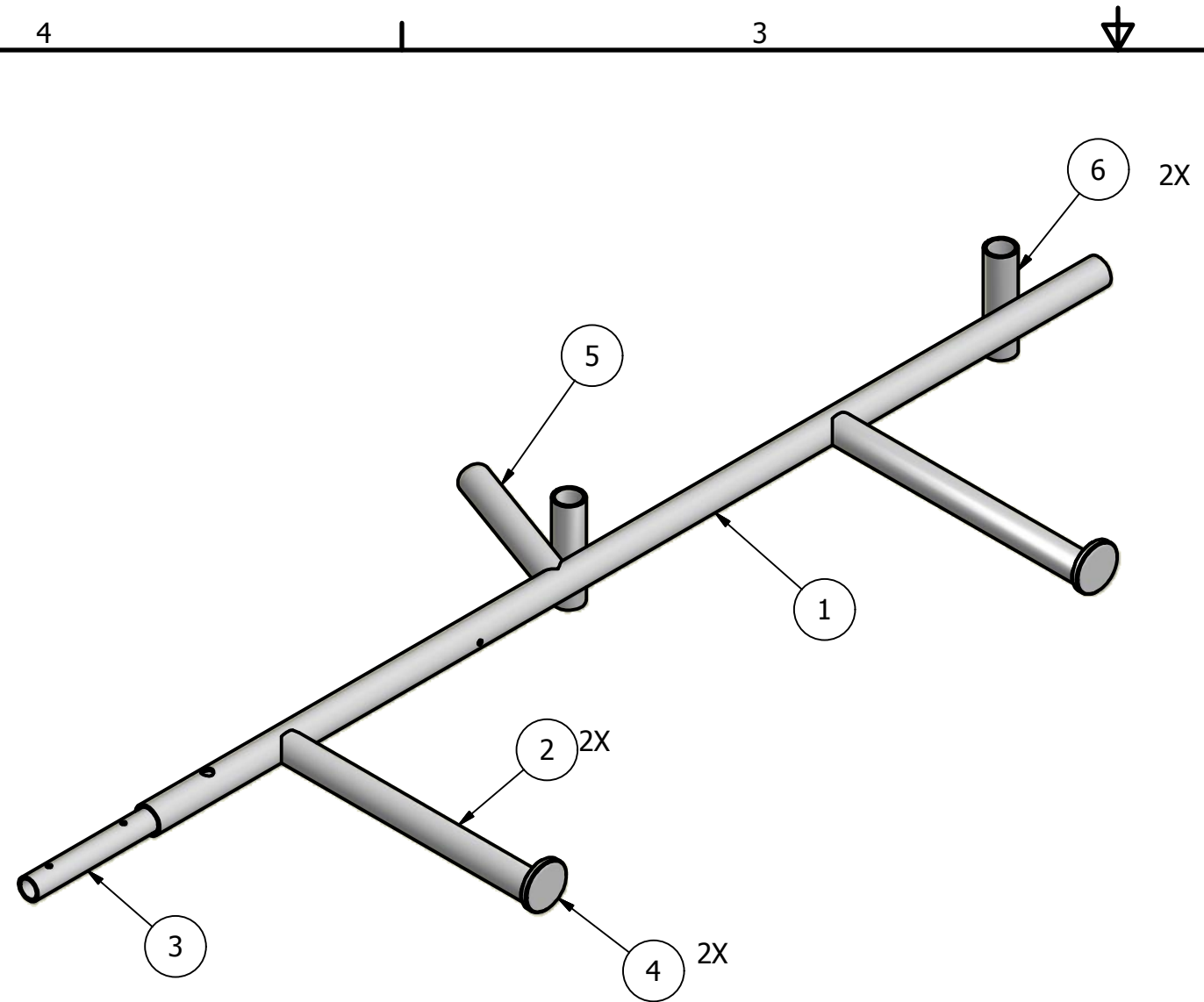
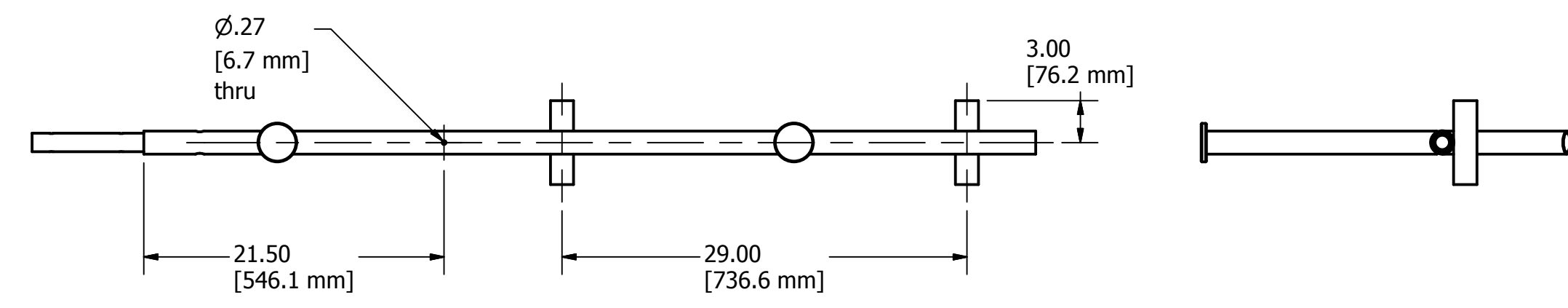
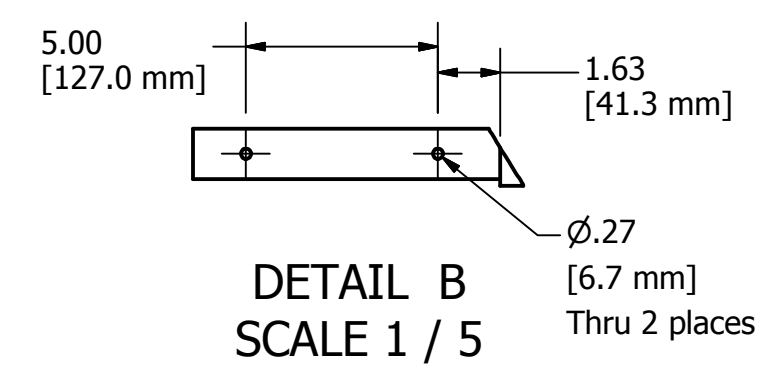
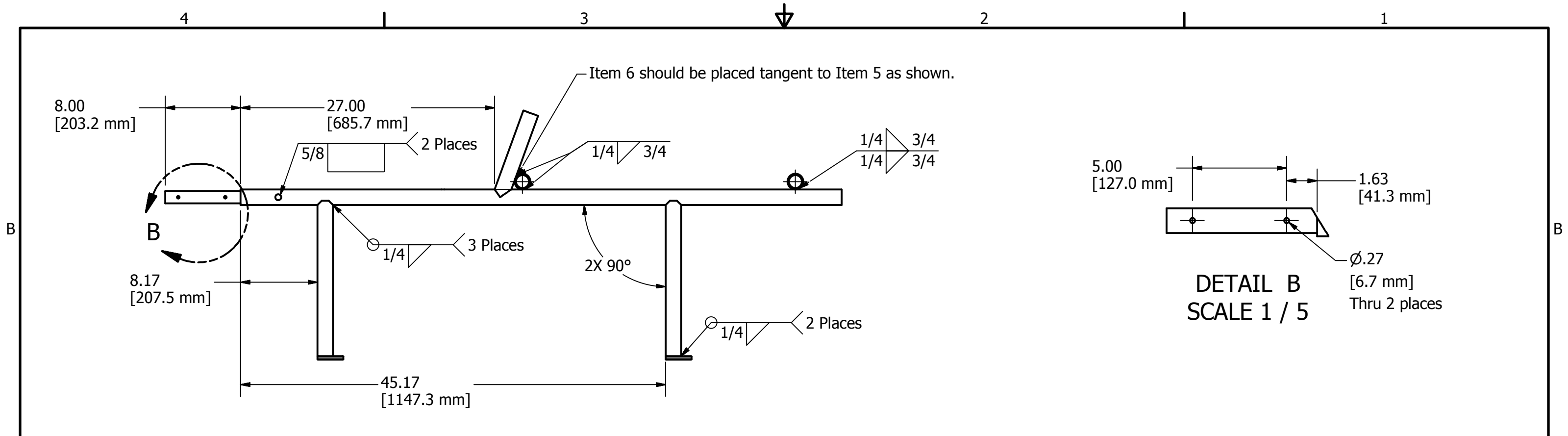


TABLE		
Resource	Material	QTY.
1	1-1/4" Schedule 40 6061 Aluminum Pipe	110" [2.8 meters]
2	1" Schedule 40 6061 Aluminum Pipe	16" [.5 meters]
3	2-3/4" Diameter 6061 Aluminum Rod	1" [25.4 mm]

PARTS LIST			
ITEM	QTY	PART NUMBER	DESCRIPTION
1	1	GE-11002-01	Vertical Pipe
2	2	GE-11002-02	Horizontal Pipe, Large
3	2	GE-11002-03	Inner Pipe
4	1	GE-11002-04	End Cap
5	1	GE-11002-05	Angled Pipe
6	2	GE-11002-06	Horizontal Pipe, Small

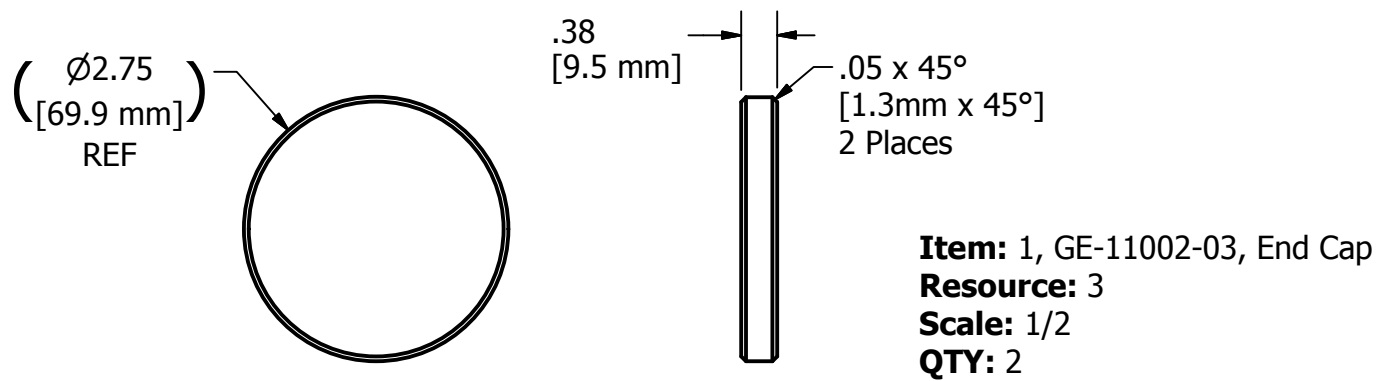
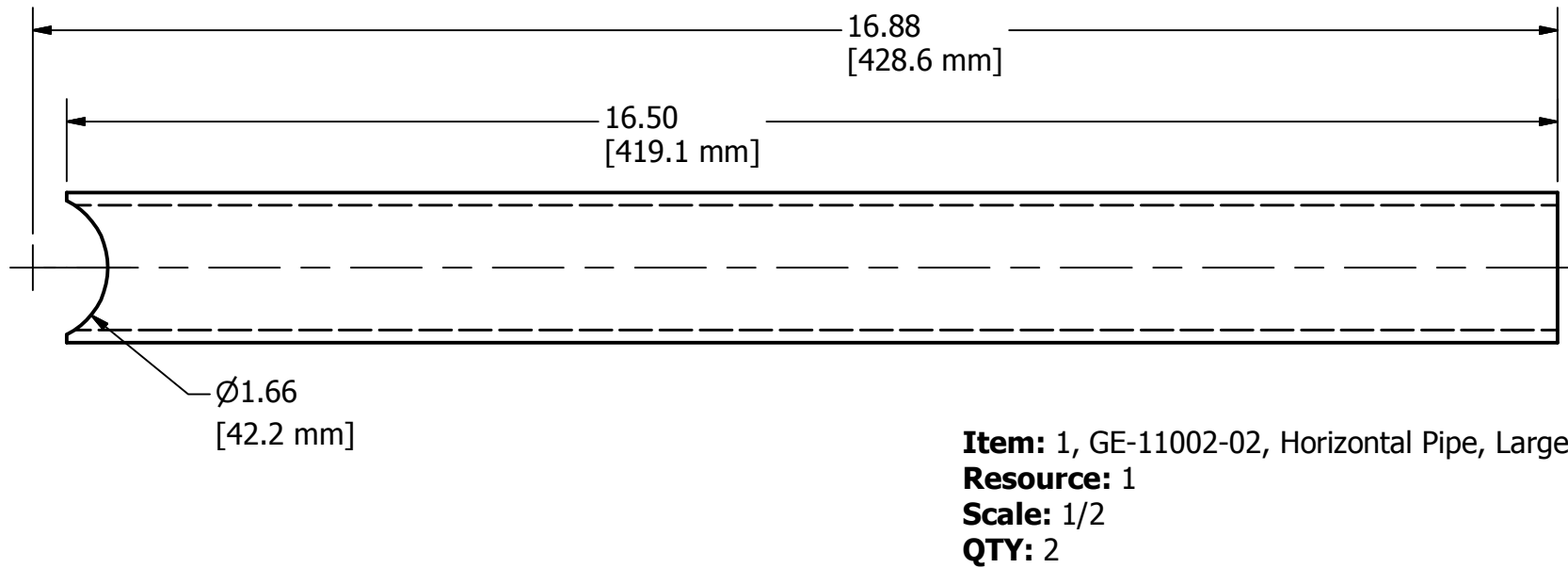
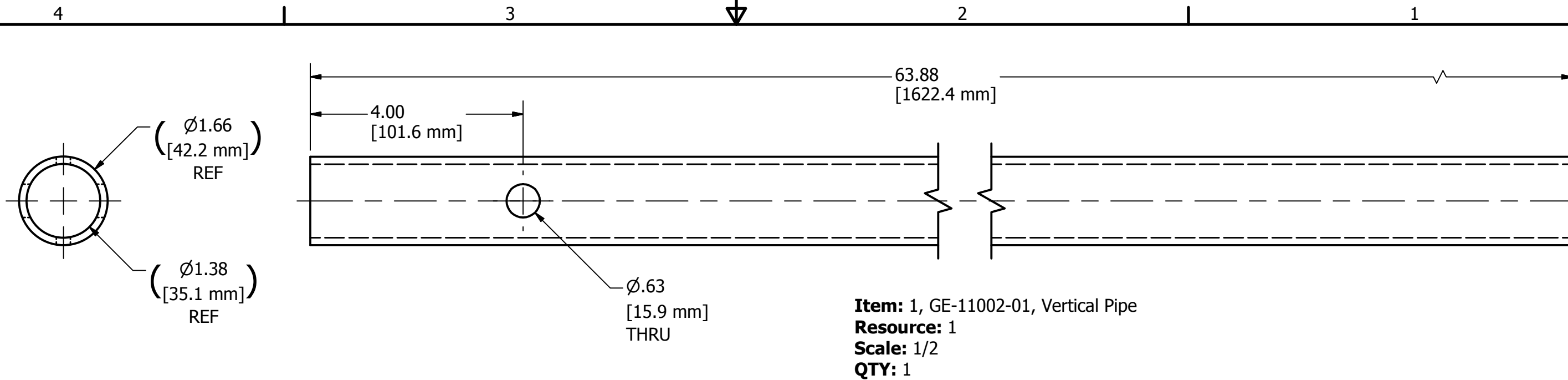
Notes:
1. Remove all burrs and sharp edges

DRAWN dfoster		11/22/2010		FIRST 200 Bedford Street, Manchester, NH 03101 (603) 666-3906 -- FAX (603) 666-3907		
CHECKED						
UNLESS OTHERWISE SPECIFIED						
TOLERANCES: (INCHES)				TITLE Post 2		
FRAC.	+/- 1/32		SIZE			DWG NO
.00	+/- .01		B			GE-11002
.000	+/- .005					
ANGULAR	+/- .25 Deg.		SCALE	SHEET 1 OF 4		



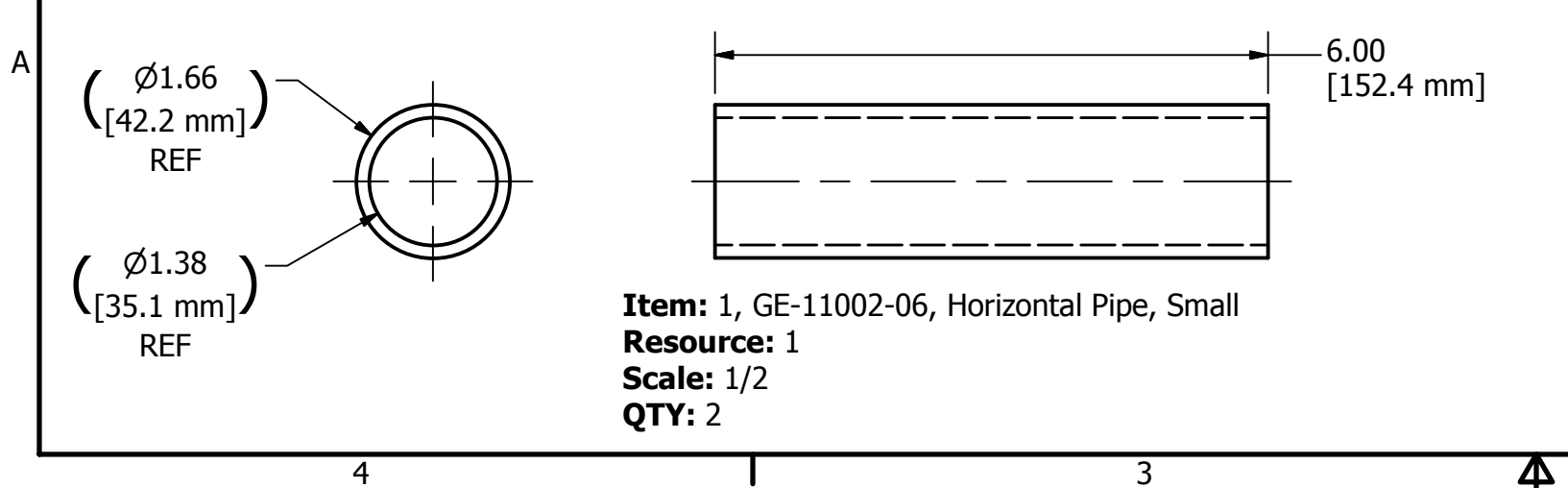
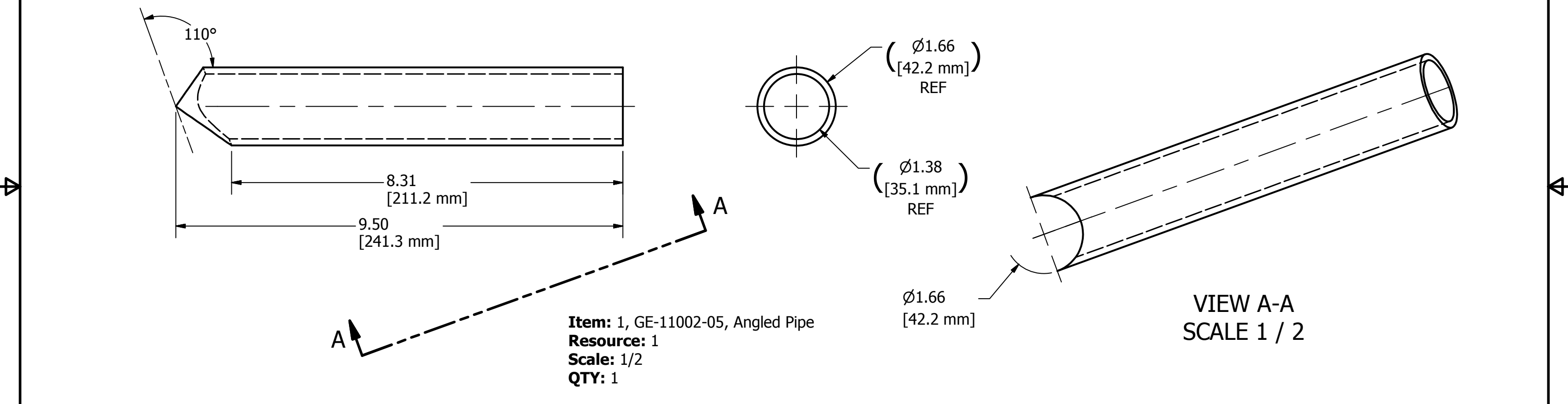
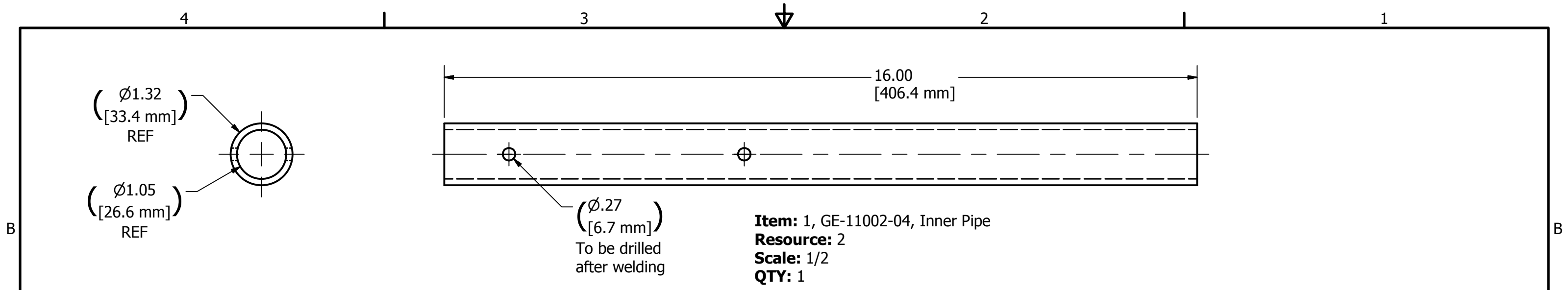
Resources		
Resource	Material	QTY.
1	1-1/2" Schedule 40 6061 Aluminum Pipe	100"
2	1-1/4" Schedule 40 6061 Aluminum Pipe	16"
3	2-3/4" Diameter 6061 Aluminum Rod	1"

DRAWN dfoster	11/22/2010	FIRST 200 Bedford Street, Manchester, NH 03101 (603) 666-3906 -- FAX (603) 666-3907		
CHECKED				
UNLESS OTHERWISE SPECIFIED		TITLE Post 2		
TOLERANCES: (INCHES)				
FRAC.	+/- 1/32			
.00	+/- .01	SIZE	DWG NO	REV
.000	+/- .005	B	GE-11002	
ANGULAR	+/- .25 Deg.	SCALE	SHEET 2 OF 4	



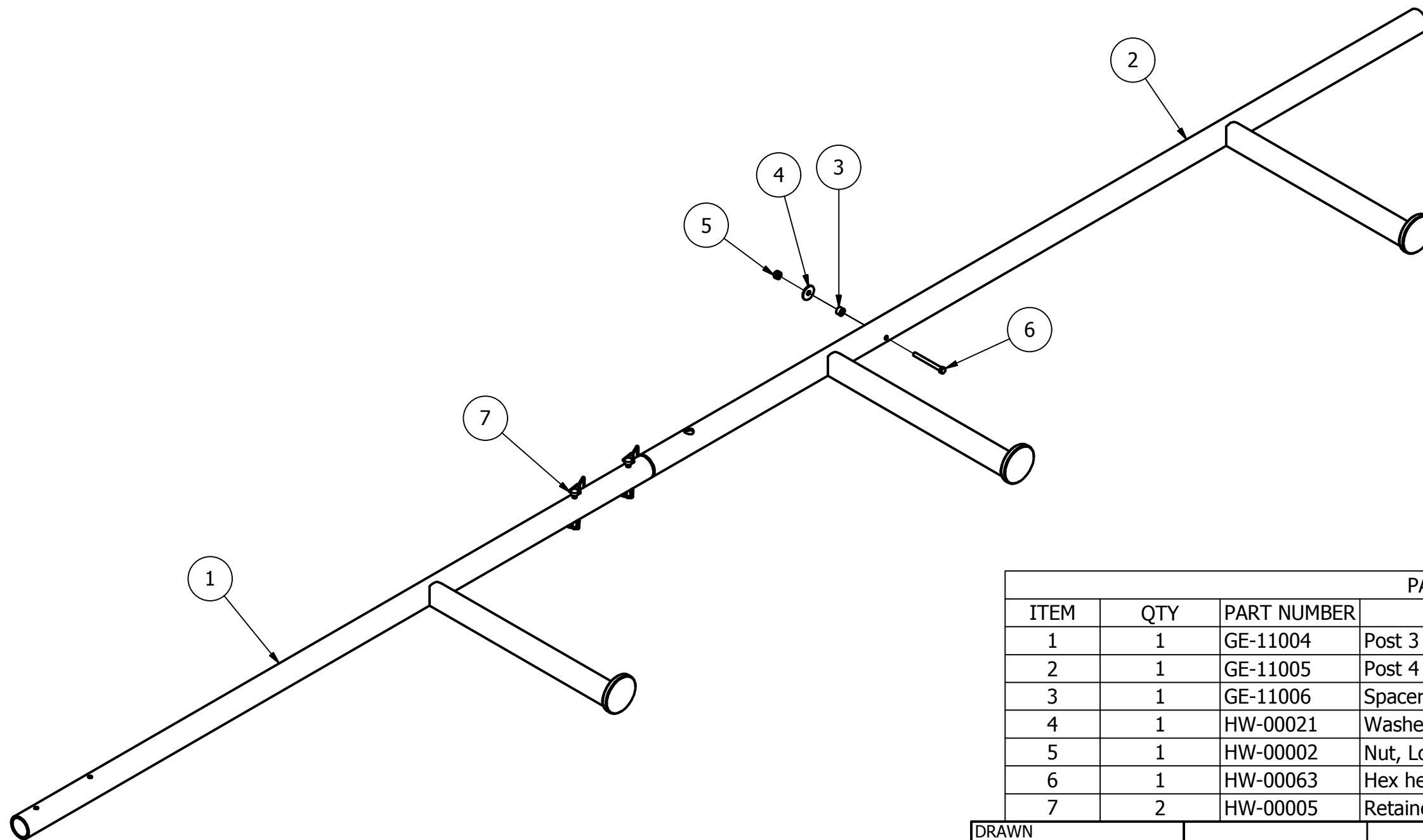
DRAWN	dfoster	11/22/2010
CHECKED		
UNLESS OTHERWISE SPECIFIED		
TOLERANCES: (INCHES)		
FRAC.		+/- 1/32
	.00	+/- .01
	.000	+/- .005
ANGULAR		+/- .25 Deg.

FIRST			
200 Bedford Street, Manchester, NH 03101 (603) 666-3906 -- FAX (603) 666-3907			
TITLE Post 2			
SIZE		DWG NO	REV
B		GE-11002	
SCALE		SHEET 3 OF 4	



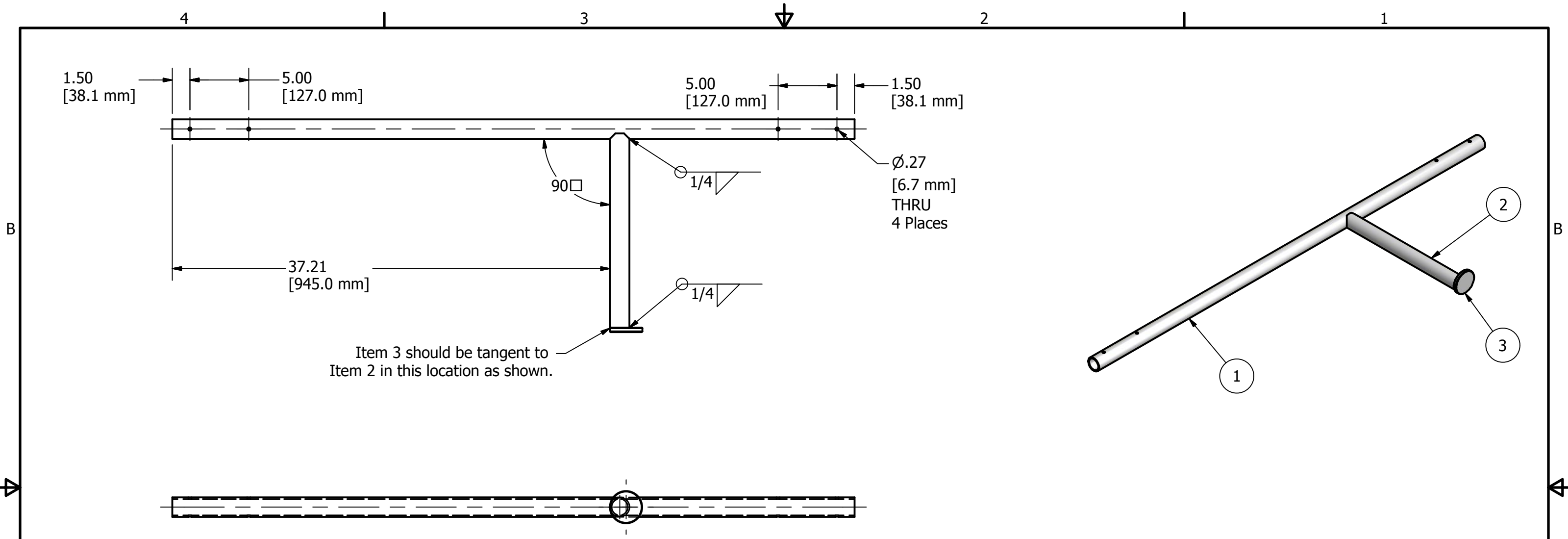
DRAWN	dfoster	11/22/2010
CHECKED		
UNLESS OTHERWISE SPECIFIED		
TOLERANCES: (INCHES)		
FRAC.		+/- 1/32
	.00	+/- .01
	.000	+/- .005
ANGULAR		+/- .25 Deg.

FIRST			
200 Bedford Street, Manchester, NH 03101 (603) 666-3906 -- FAX (603) 666-3907			
TITLE Post 2			
SIZE		DWG NO	REV
B		GE-11002	
SCALE		SHEET 4 OF 4	



PARTS LIST			
ITEM	QTY	PART NUMBER	DESCRIPTION
1	1	GE-11004	Post 3
2	1	GE-11005	Post 4
3	1	GE-11006	Spacer
4	1	HW-00021	Washer, Fender 1/4" Zinc Plate
5	1	HW-00002	Nut, Lock 1/4-20
6	1	HW-00063	Hex head bolt 1/4-20 x 2.50"
7	2	HW-00005	Retainer pin 1/4" x 2-1/2" long (McMaster #: 98416A012)

DRAWN dfoster		12/28/2010		FIRST 200 Bedford Street, Manchester, NH 03101 (603) 666-3906 -- FAX (603) 666-3907	
CHECKED					
UNLESS OTHERWISE SPECIFIED				TITLE Middle Pole Assembly	
TOLERANCES: (INCHES)					
FRAC.	+/- 1/32				
.00	+/- .01				
.000	+/- .005			SIZE B	DWG NO GE-11003
ANGULAR	+/- .25 Deg.			SCALE	REV
				SHEET 1 OF 1	



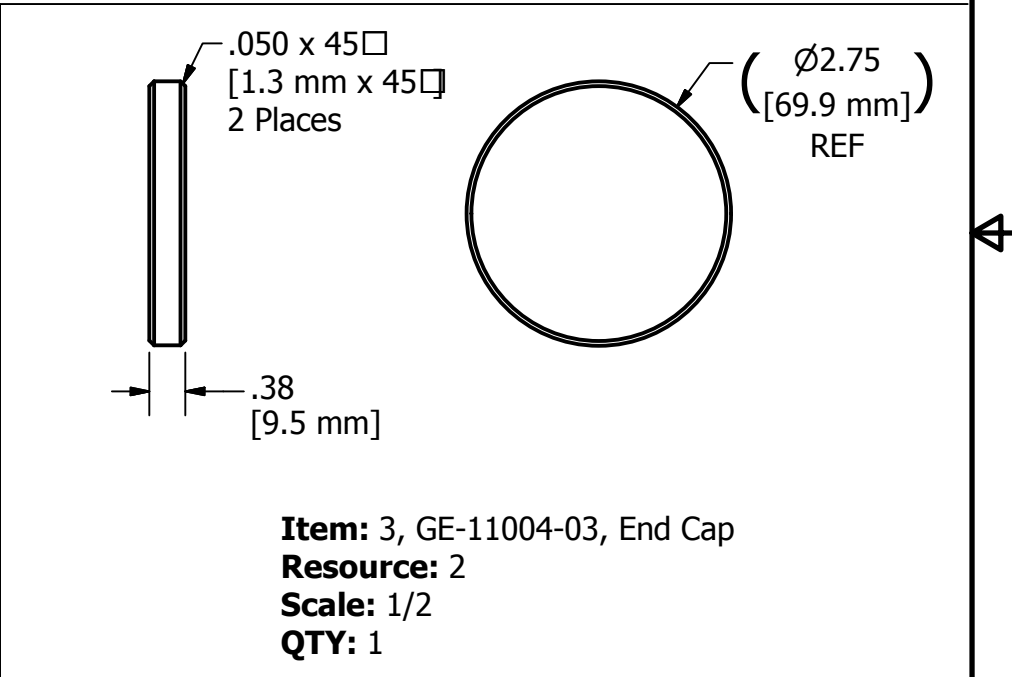
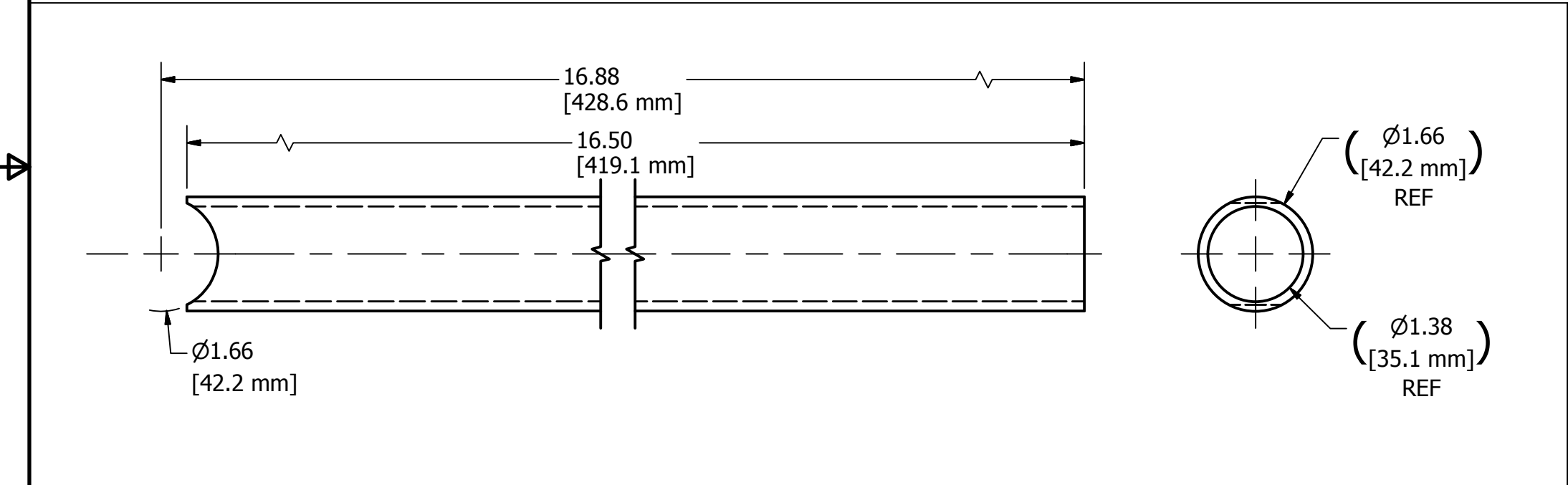
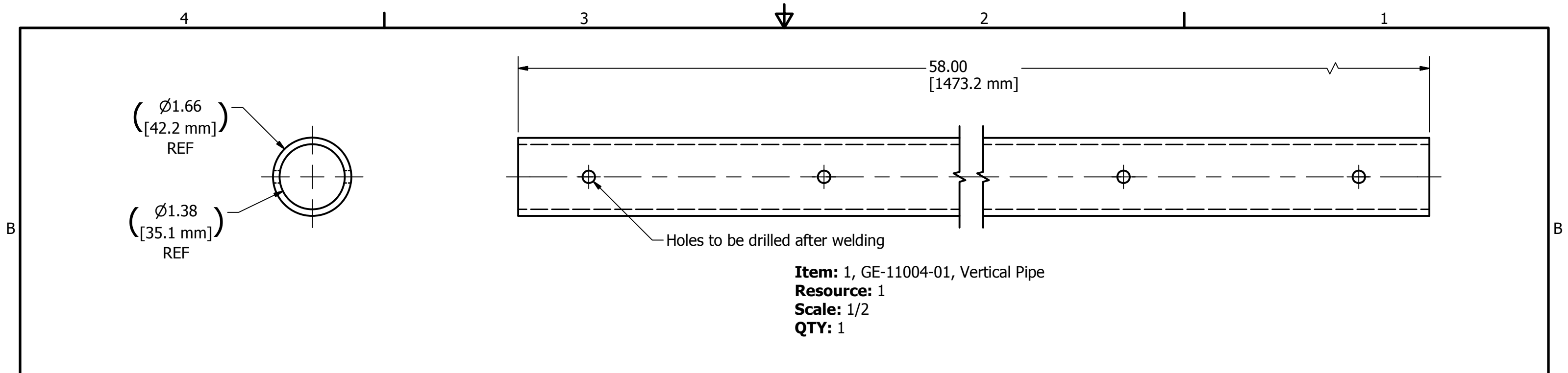
Resources		
Resource	Material	QTY.
1	1-1/4" Schedule 40 6061 Aluminum Pipe	75" [2 meters]
2	2-3/4" Diameter 6061 Aluminum Rod	3/8" [10mm]

PARTS LIST			
ITEM	QTY	PART NUMBER	DESCRIPTION
1	1	GE-11004-01	Vertical Pipe
2	1	GE-11004-02	Horizontal Pipe
3	1	GE-11004-03	End Cap

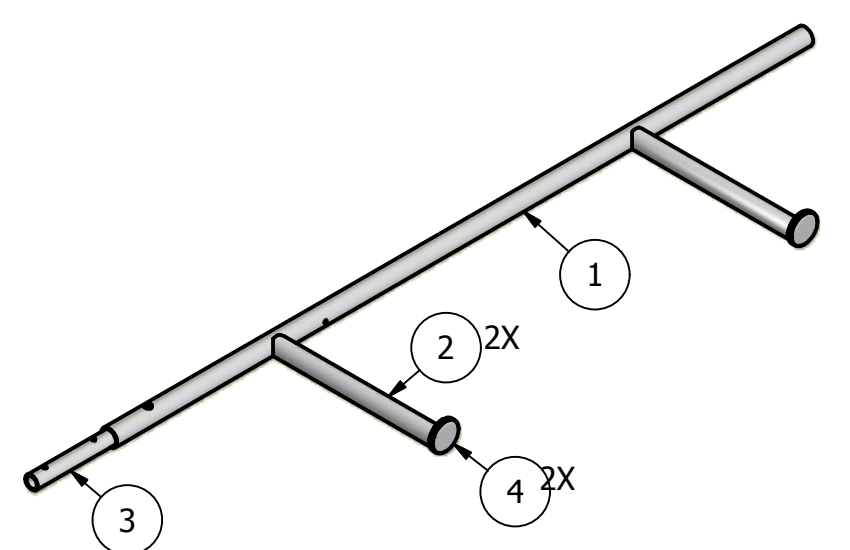
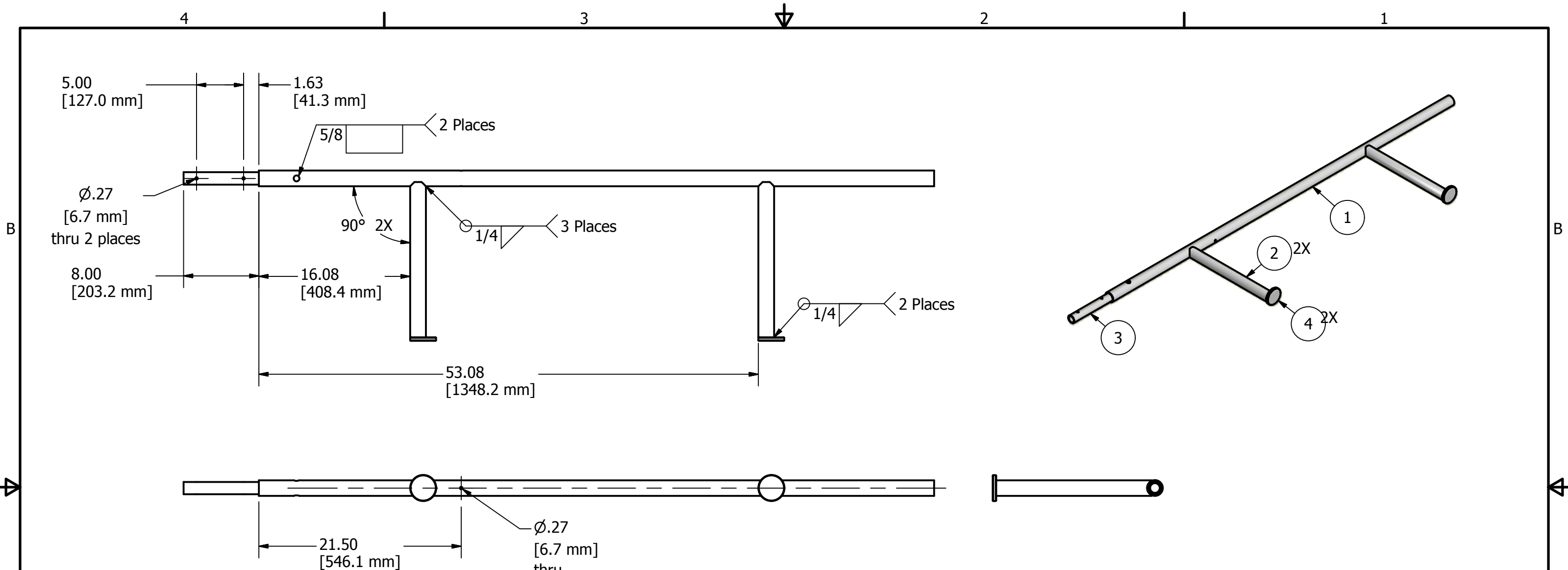
Notes:

1. Remove all burrs and sharp edges.

DRAWN dfoster		8/25/2010		FIRST 200 Bedford Street, Manchester, NH 03101 (603) 666-3906 -- FAX (603) 666-3907		
CHECKED						
UNLESS OTHERWISE SPECIFIED						
TOLERANCES: (INCHES)				TITLE Post 3		
FRAC.	+/- 1/32		SIZE			
.00	+/- .01		DWG NO			
.000	+/- .005		B			GE-11004
ANGULAR	+/- .25 Deg.		SCALE		REV	
				SHEET 1 OF 2		



DRAWN dfoster	8/25/2010	FIRST 200 Bedford Street, Manchester, NH 03101 (603) 666-3906 -- FAX (603) 666-3907		
CHECKED				
UNLESS OTHERWISE SPECIFIED		TITLE		
TOLERANCES: (INCHES)		Post 3		
FRAC.	+/- 1/32	SIZE	DWG NO	REV
.00	+/- .01	B	GE-11004	
.000	+/- .005	SCALE	SHEET 2 OF 2	
ANGULAR	+/- .25 Deg.			



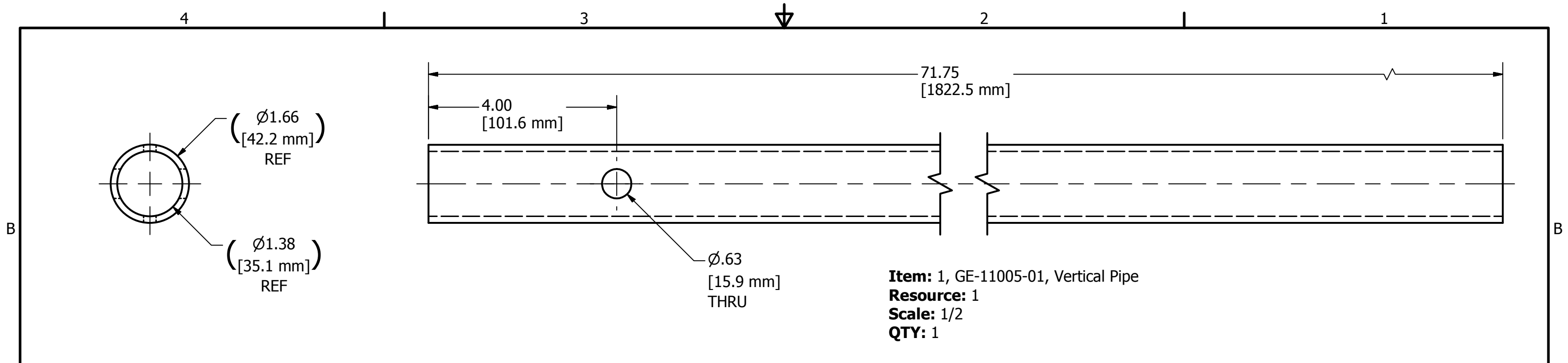
Resources		
Resource	Material	QTY.
1	1-1/4" Schedule 40 6061 Aluminum Pipe	106" [2.7 meters]
2	1" Schedule 40 6061 Aluminum Pipe	16" [407 mm]
3	2-3/4" Diameter 6061 Aluminum Rod	1" [25.4 mm]

PARTS LIST			
ITEM	QTY	PART NUMBER	DESCRIPTION
1	1	GE-11005-01	Vertical Pipe
2	2	GE-11005-02	Horizontal Pipe
3	2	GE-11005-03	Inner Pipe
4	1	GE-11005-04	End Cap

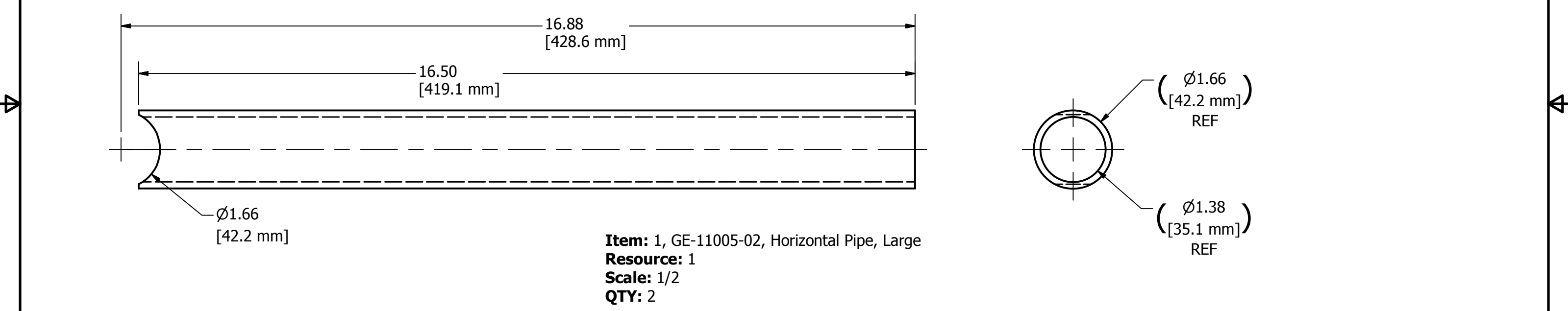
Notes:

1. Remove all burrs and sharp edges

DRAWN dfoster		11/22/2010		FIRST 200 Bedford Street, Manchester, NH 03101 (603) 666-3906 -- FAX (603) 666-3907	
CHECKED					
UNLESS OTHERWISE SPECIFIED TOLERANCES: (INCHES)					
FRAC.		+/- 1/32		TITLE Post 4	
.00		+/- .01			
.000		+/- .005			
ANGULAR		+/- .25 Deg.		SIZE B	DWG NO GE-11005
				SCALE	REV
				SHEET 1 OF 3	



Item: 1, GE-11005-01, Vertical Pipe
Resource: 1
Scale: 1/2
QTY: 1



Item: 1, GE-11005-02, Horizontal Pipe, Large
Resource: 1
Scale: 1/2
QTY: 2

DRAWN dfoster	11/22/2010	FIRST 200 Bedford Street, Manchester, NH 03101 (603) 666-3906 -- FAX (603) 666-3907		
CHECKED				
UNLESS OTHERWISE SPECIFIED		TITLE Post 4		
TOLERANCES: (INCHES)				
FRAC.	+/- 1/32			
.00	+/- .01	SIZE	DWG NO	REV
.000	+/- .005	B	GE-11005	
ANGULAR	+/- .25 Deg.	SCALE	SHEET 2 OF 3	

4

3

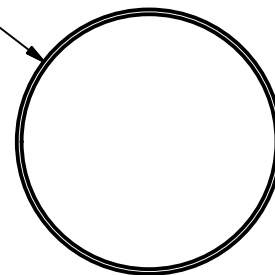
2

1

B

B

($\varnothing 2.75$)
[69.9 mm]
REF



.38
[9.5 mm]

.05 x 45°
[1.3mm x 45°]
2 Places



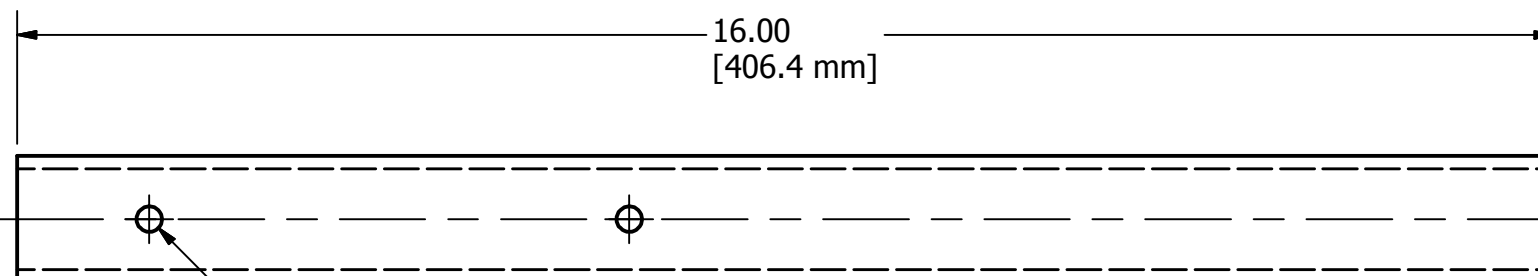
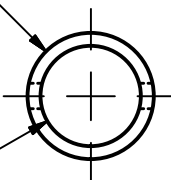
Item: 1, GE-11005-03, End Cap
Resource: 2
Scale: 1/2
QTY: 2

A

A

($\varnothing 1.32$)
[33.4 mm]
REF

($\varnothing 1.05$)
[26.6 mm]
REF



Holes to be drilled after welding

Item: 1, GE-11005-04, Inner Pipe
Resource: 2
Scale: 1/2
QTY: 1

4

3

2

1

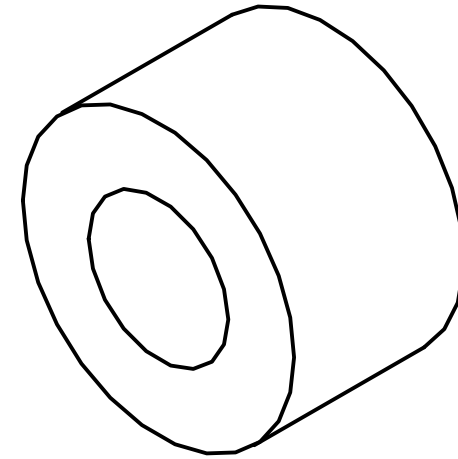
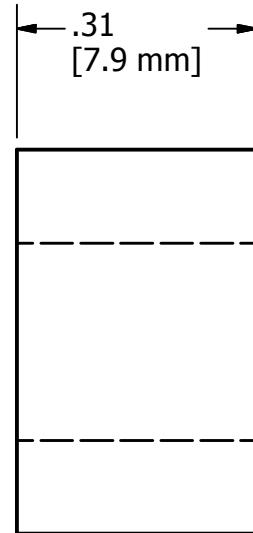
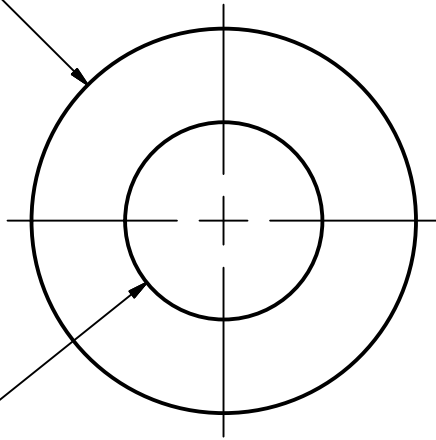
A

A

DRAWN dfoster		11/22/2010		FIRST 200 Bedford Street, Manchester, NH 03101 (603) 666-3906 -- FAX (603) 666-3907		
CHECKED						
UNLESS OTHERWISE SPECIFIED				TITLE Post 4		
TOLERANCES: (INCHES)						
FRAC.	+/- 1/32					
.00	+/- .01					
.000	+/- .005					
ANGULAR	+/- .25 Deg.			SIZE B	DWG NO GE-11005	REV
				SCALE	SHEET 3 OF 3	

Ø.50
[12.7 mm]

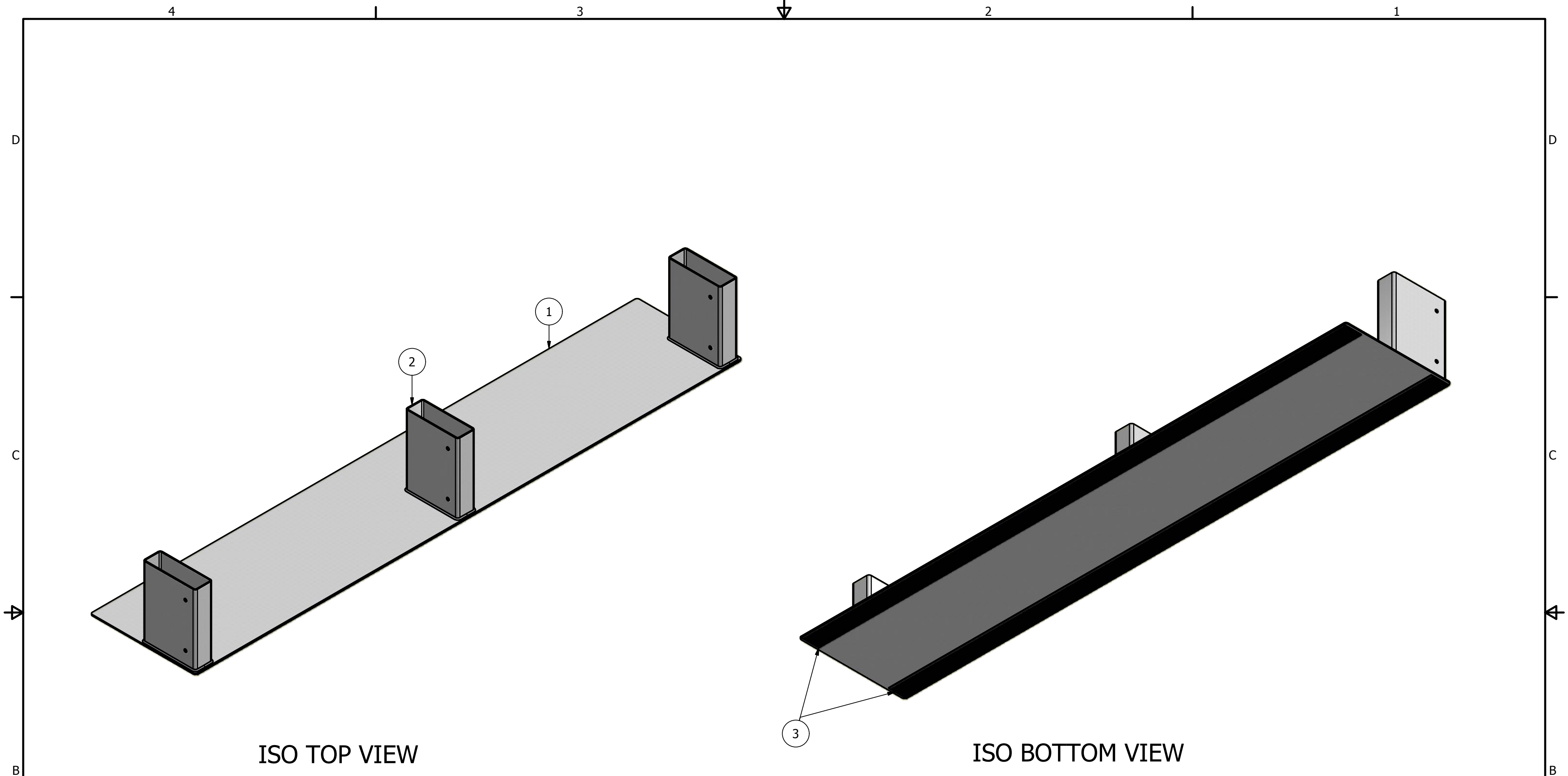
Ø.26
[6.5 mm]



Notes:

1. Material: 6061 Aluminum
2. Remove all burrs and sharp edges.
3. Part can be machined or purchased from www.aluminum-spacers.com, part number: AS50-14-20.

DRAWN dfoster		12/7/2010		200 Bedford Street, Manchester, NH 03101 (603) 666-3906 -- FAX (603) 666-3907	
CHECKED					
UNLESS OTHERWISE SPECIFIED				TITLE Spacer	
TOLERANCES: (INCHES)					
FRAC.	+/- 1/32				
.00	+/- .01			SIZE	DWG NO
.000	+/- .005			B	GE-11006
ANGULAR	+/- .25 Deg.			SCALE	REV
				SHEET 1 OF 1	



ISO TOP VIEW

ISO BOTTOM VIEW

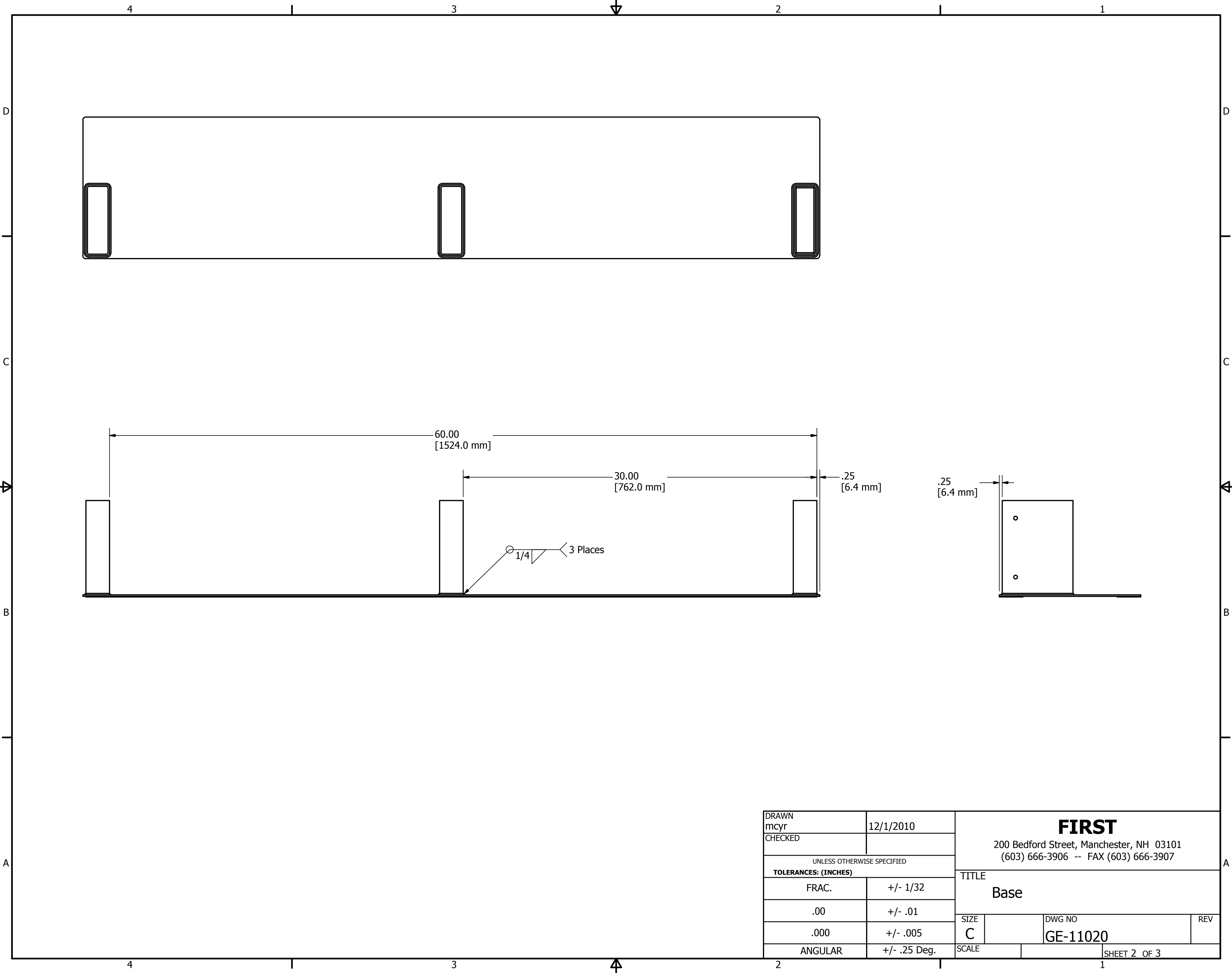
Resource Table		
Resource	Description	QTY.
1	11 GA C1008/C1010 HRS Sheet	AR
2	2" x 6" A513 Steel Rectangular Tube 11 GA thick	2 ft
3	Hook Velcro, Adhesive backed, 2" Wide	124"

Notes:

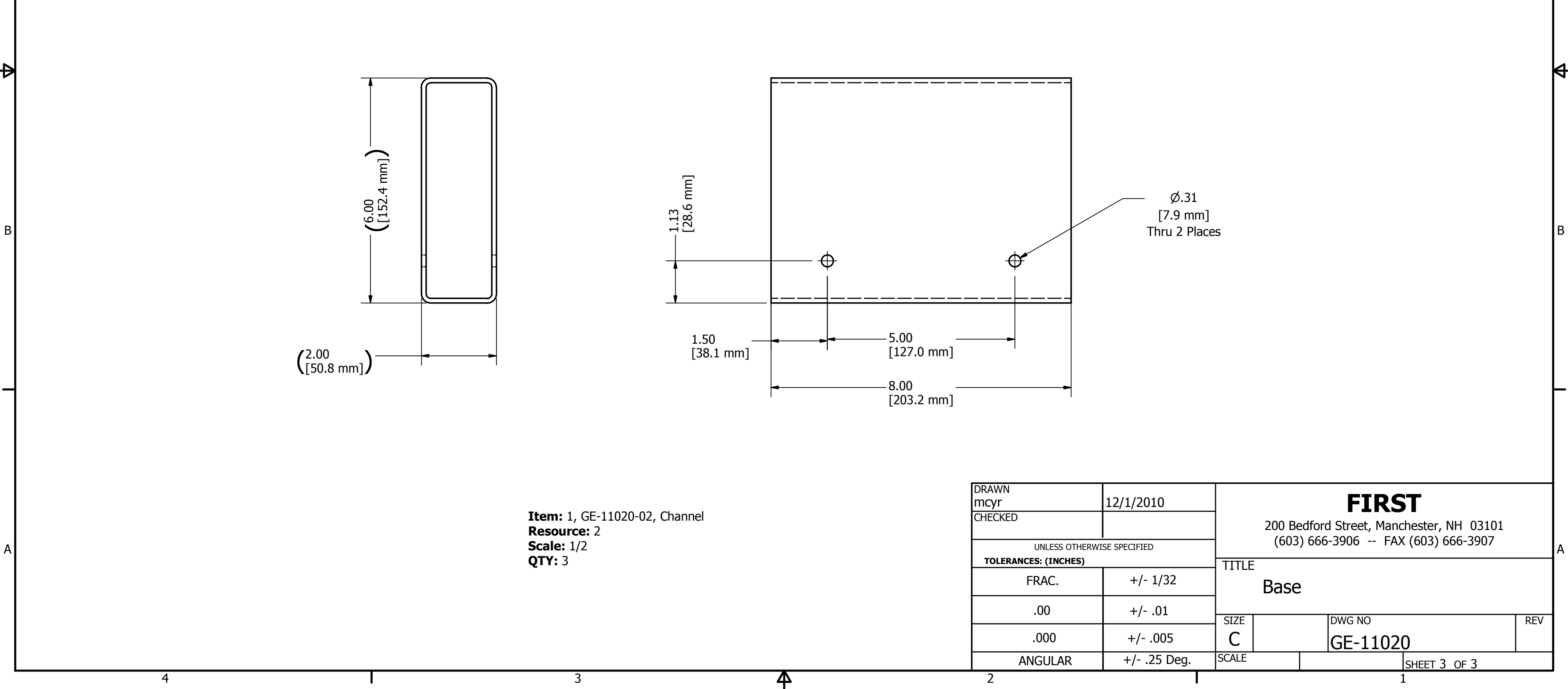
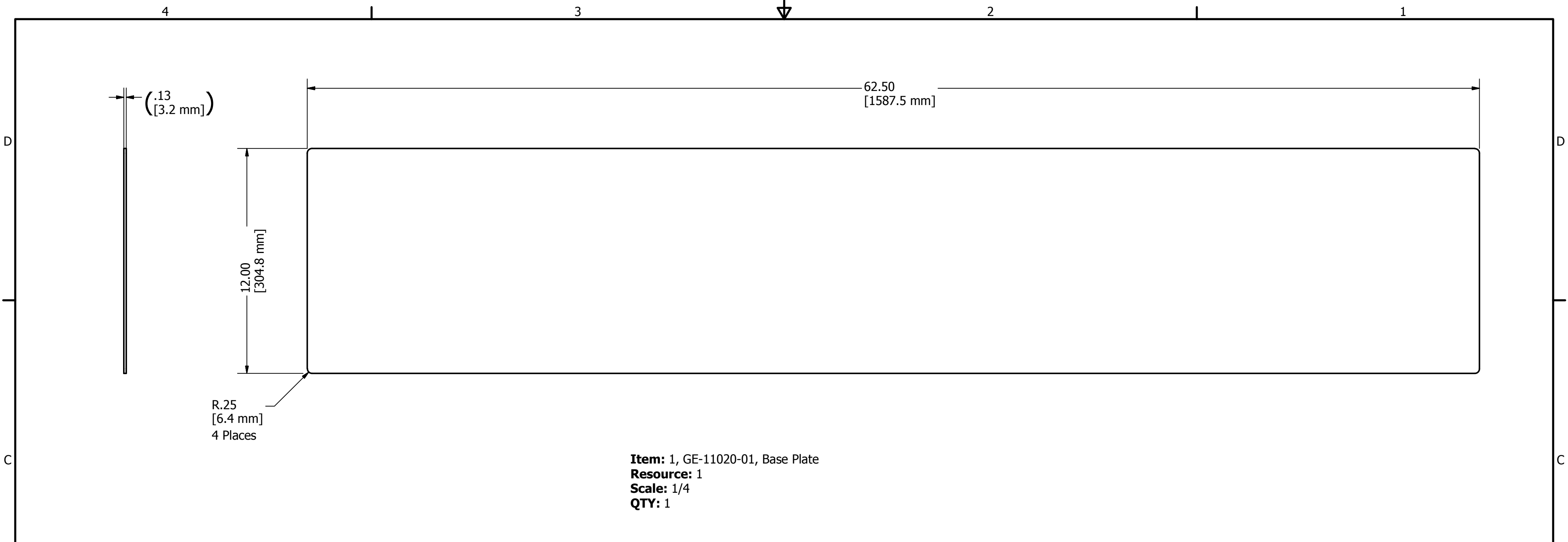
1. Remove all burrs and sharp edges.
2. Part Finish to be Electroless Nickel MIL-C-26070 Grade A

PARTS LIST			
ITEM	QTY	PART NUMBER	DESCRIPTION
1	1	GE-11020-01	Base Plate
2	3	GE-11020-02	Channel
3	2	GE-11020-03	Hook Velcro, Adhesive Backed

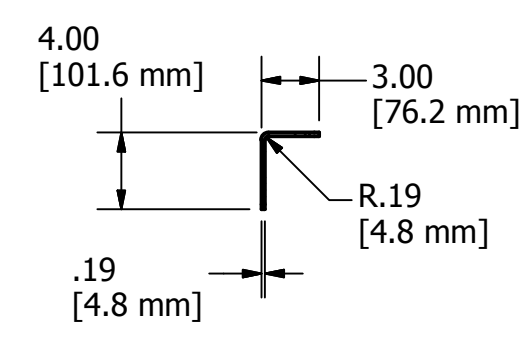
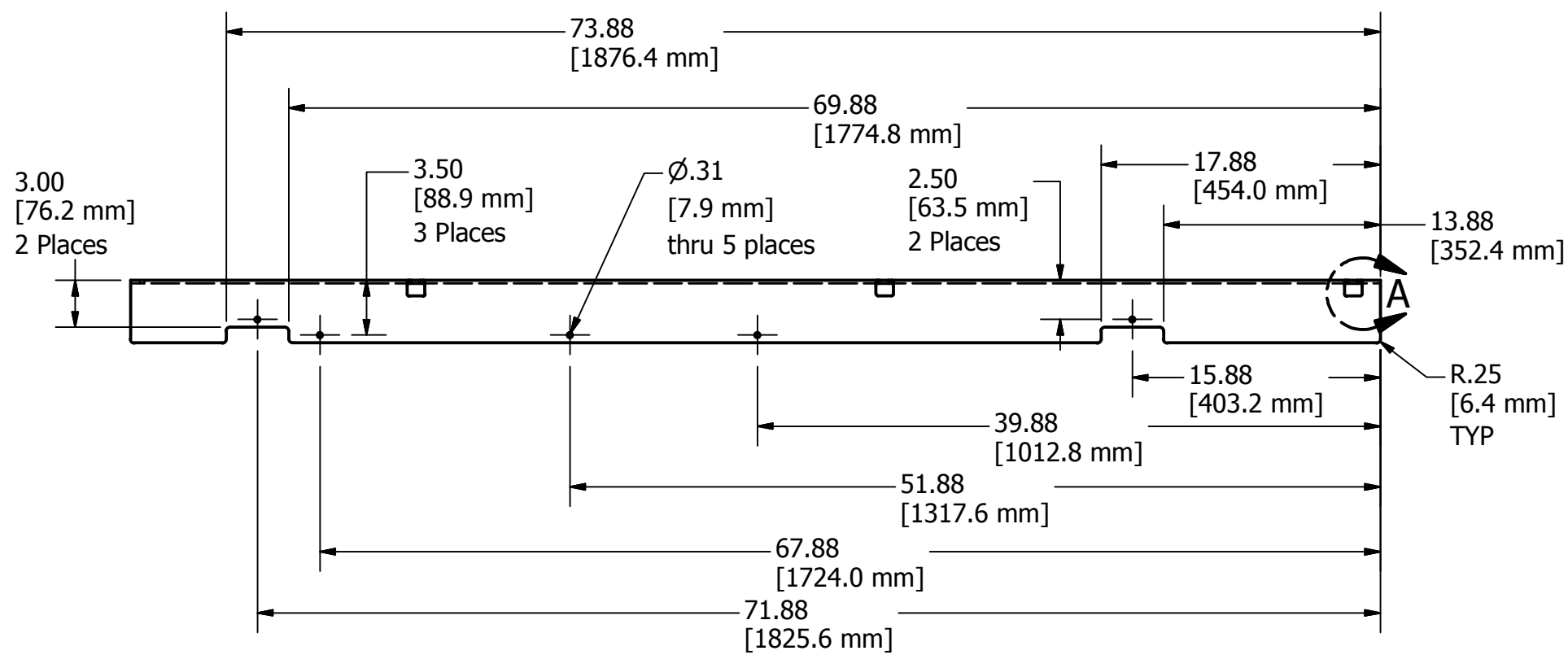
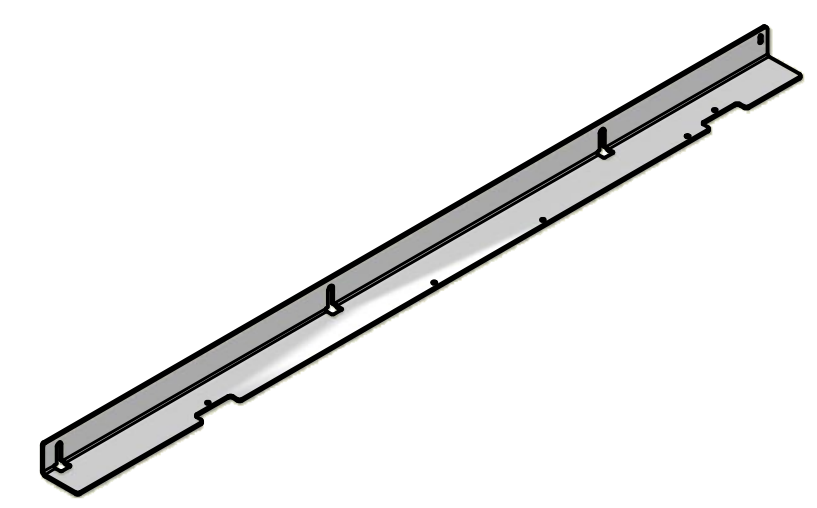
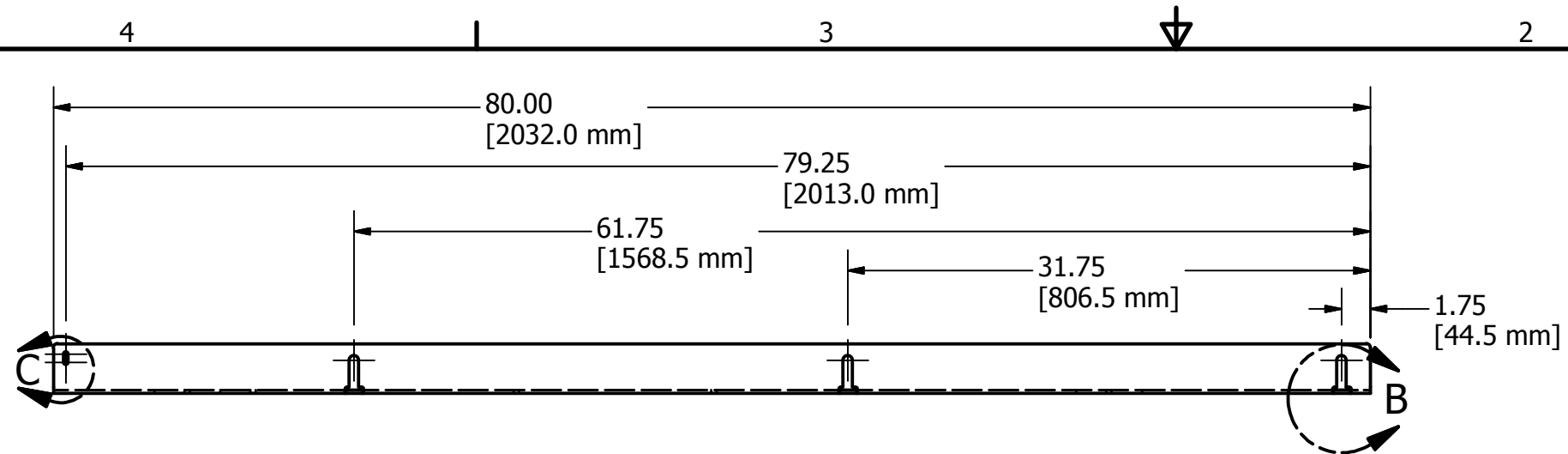
DRAWN mcyr		12/1/2010		FIRST 200 Bedford Street, Manchester, NH 03101 (603) 666-3906 -- FAX (603) 666-3907	
CHECKED					
UNLESS OTHERWISE SPECIFIED				TITLE	
TOLERANCES: (INCHES)				Base	
FRAC.	+/- 1/32		SIZE	DWG NO	
.00	+/- .01		C	GE-11020	
.000	+/- .005			SCALE	REV
ANGULAR	+/- .25 Deg.		SHEET 1 OF 3		



DRAWN mcyr	12/1/2010	FIRST 200 Bedford Street, Manchester, NH 03101 (603) 666-3906 -- FAX (603) 666-3907		
CHECKED				
UNLESS OTHERWISE SPECIFIED		TITLE		
TOLERANCES: (INCHES)		Base		
FRAC.	+/- 1/32	SIZE	DWG NO	REV
.00	+/- .01	C	GE-11020	
.000	+/- .005	SCALE	SHEET 2 OF 3	
ANGULAR	+/- .25 Deg.			



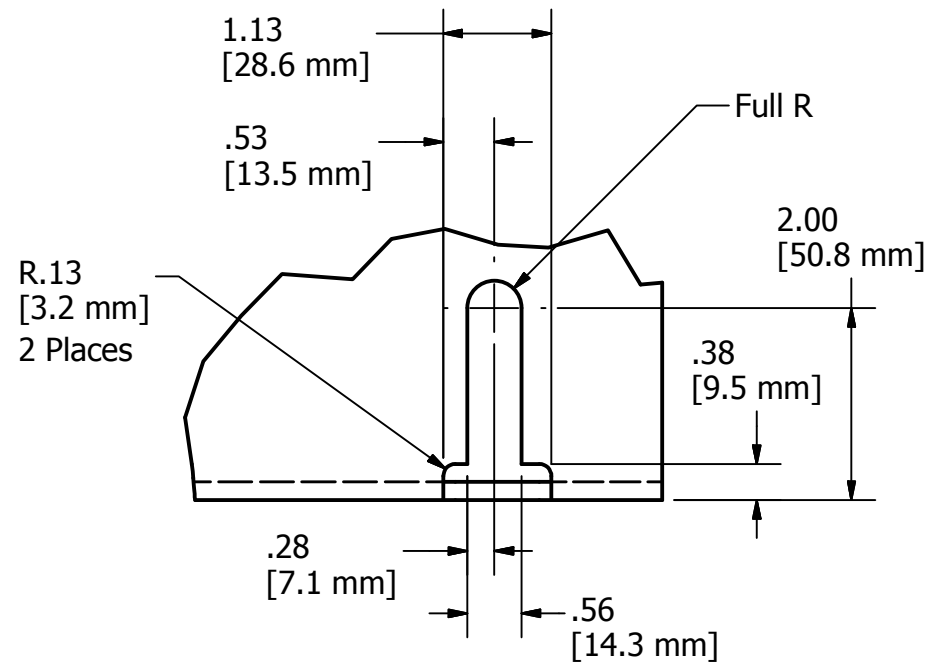
DRAWN mcyr	12/1/2010	FIRST 200 Bedford Street, Manchester, NH 03101 (603) 666-3906 -- FAX (603) 666-3907		
CHECKED				
UNLESS OTHERWISE SPECIFIED		TITLE		
TOLERANCES: (INCHES)		Base		
FRAC.	+/- 1/32	SIZE	DWG NO	REV
.00	+/- .01	C	GE-11020	
.000	+/- .005	SCALE	SHEET 3 OF 3	
ANGULAR	+/- .25 Deg.			



- Notes:
1. Material: 5052 Aluminum
 2. Remove all burrs and sharp edges.

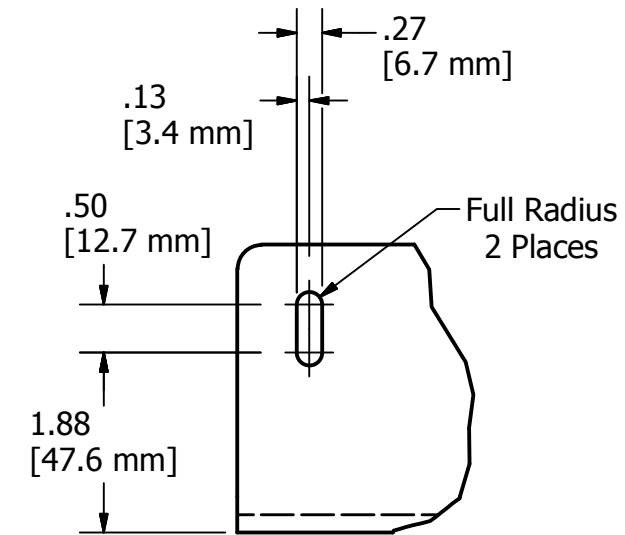
DRAWN dfoster	11/29/2010	200 Bedford Street, Manchester, NH 03101 (603) 666-3906 -- FAX (603) 666-3907		
CHECKED				
UNLESS OTHERWISE SPECIFIED		TITLE		
TOLERANCES: (INCHES)		Mounting Angle, Left		
FRAC.	+/- 1/32	SIZE	DWG NO	REV
.00	+/- .01	B	GE-11021	
.000	+/- .005	SCALE	SHEET 1 OF 2	
ANGULAR	+/- .25 Deg.			

4 3 2 1

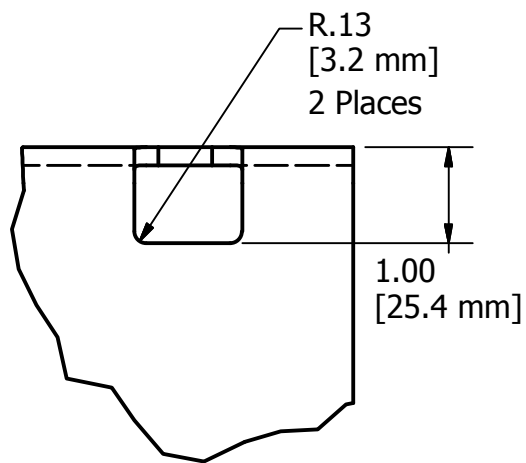


Note: Dimensions typical for all three slots.

DETAIL B
SCALE 1 / 2



DETAIL C
SCALE 1 / 2



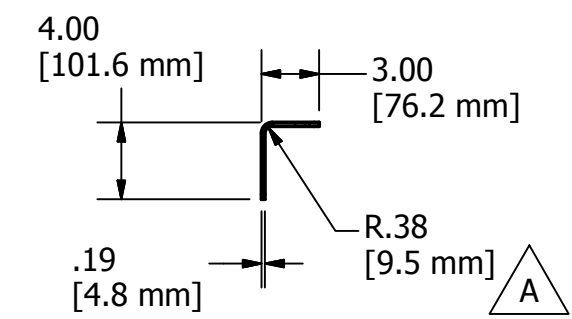
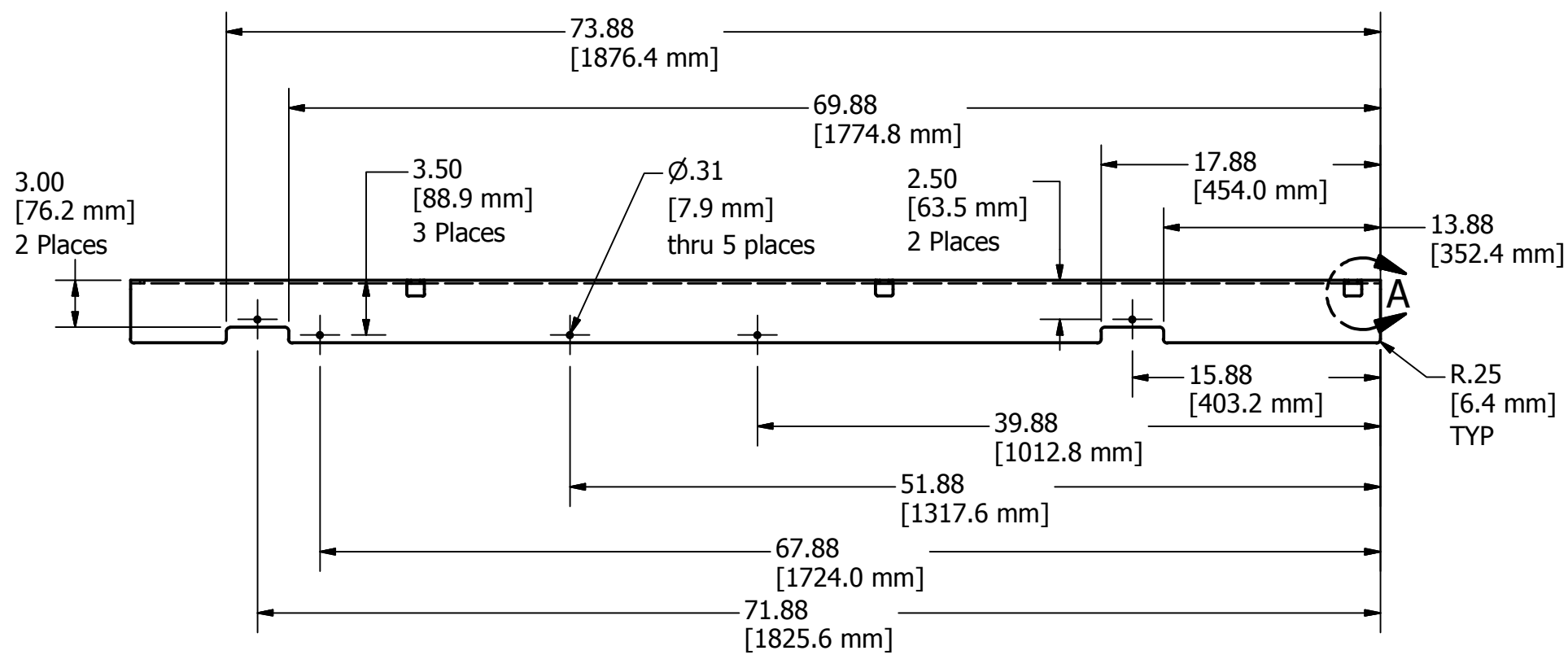
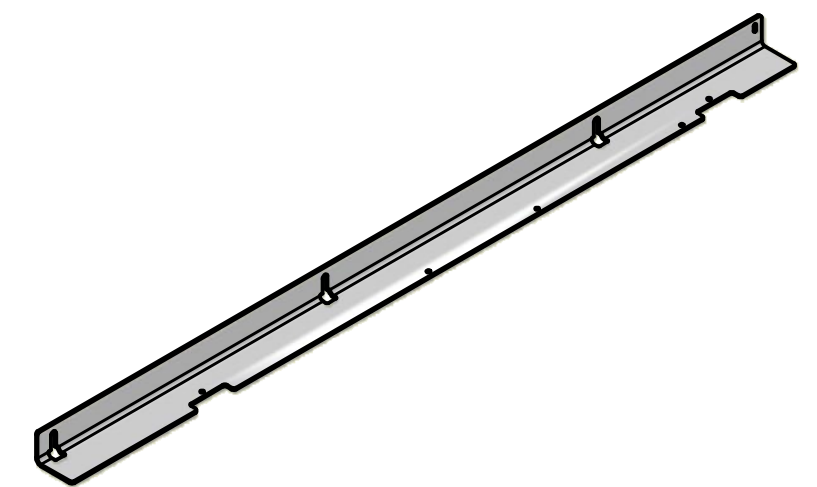
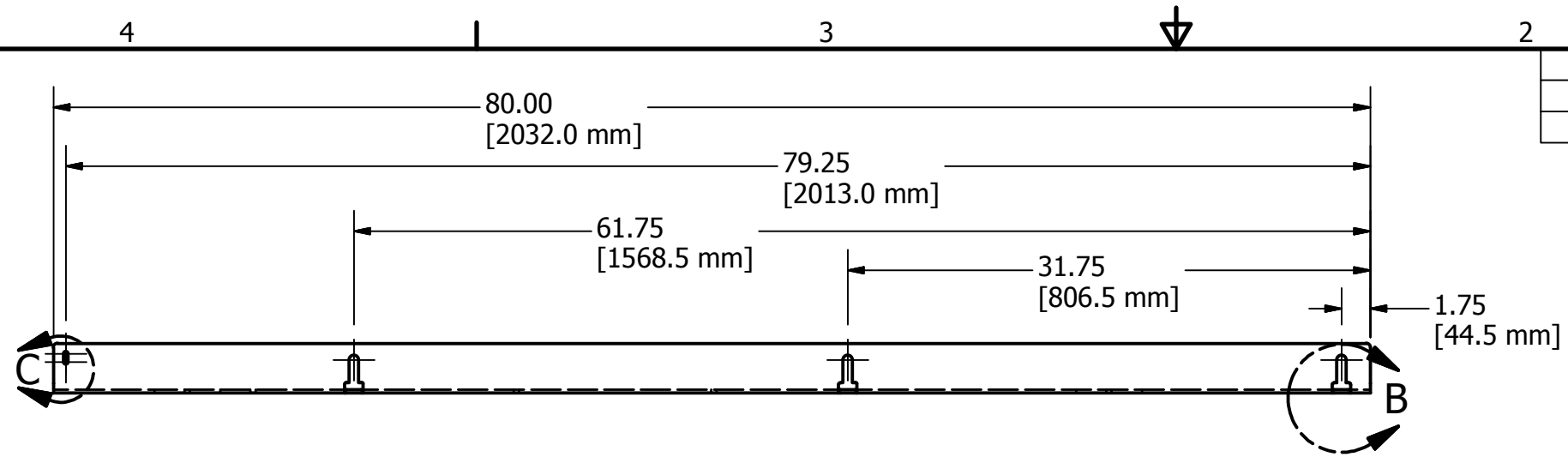
Note: Dimensions typical for all three slots.

DETAIL A
SCALE 1 / 2

DRAWN dfoster	11/29/2010	200 Bedford Street, Manchester, NH 03101 (603) 666-3906 -- FAX (603) 666-3907		
CHECKED				
UNLESS OTHERWISE SPECIFIED		TITLE		
TOLERANCES: (INCHES)		Mounting Angle, Left		
FRAC.	+/- 1/32	SIZE	DWG NO	REV
.00	+/- .01	B	GE-11021	
.000	+/- .005			
ANGULAR	+/- .25 Deg.	SCALE	SHEET 2 OF 2	

4 3 2 1

REVISION HISTORY				
ZONE	REV	DESCRIPTION	DATE	APPROVED
A-1	A	R.38 was R.19	12/17/2010	DAF

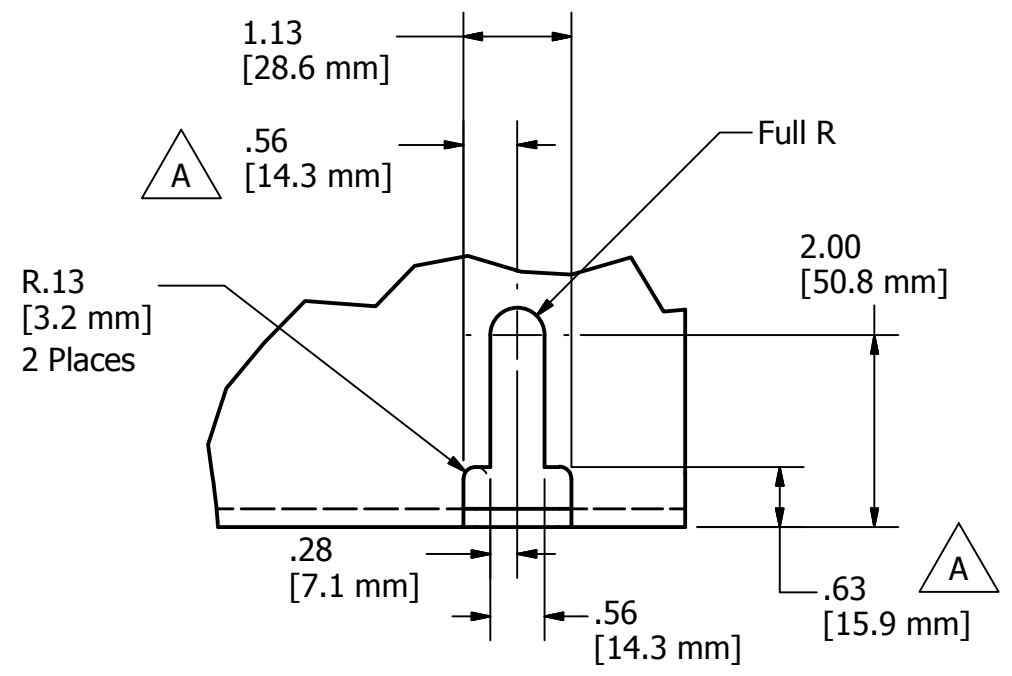


Notes:

1. Material: 5052 Aluminum
2. Remove all burrs and sharp edges.

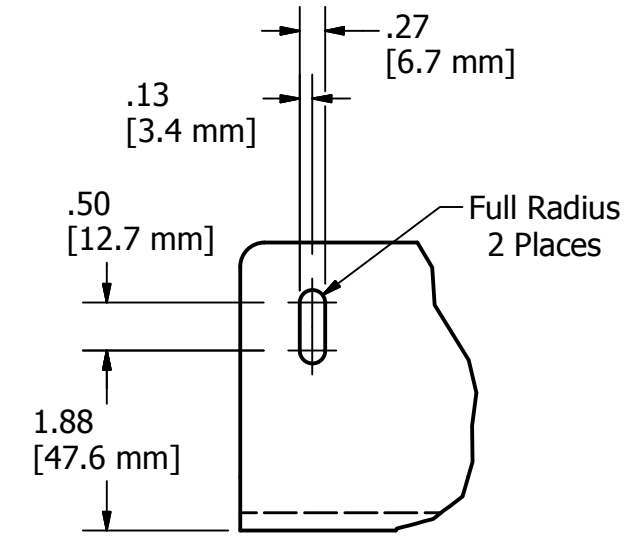
DRAWN dfoster	11/29/2010	200 Bedford Street, Manchester, NH 03101 (603) 666-3906 -- FAX (603) 666-3907		
CHECKED				
UNLESS OTHERWISE SPECIFIED		TITLE		
TOLERANCES: (INCHES)		Mounting Angle, Left		
FRAC.	+/- 1/32	SIZE	DWG NO	REV
.00	+/- .01	B	GE-11021	A
.000	+/- .005	SCALE	SHEET 1 OF 2	
ANGULAR	+/- .25 Deg.			

REVISION HISTORY				
ZONE	REV	DESCRIPTION	DATE	APPROVED
B-3, B-4	A	.63 was .38, .56 was .53	12/17/2010	DAF

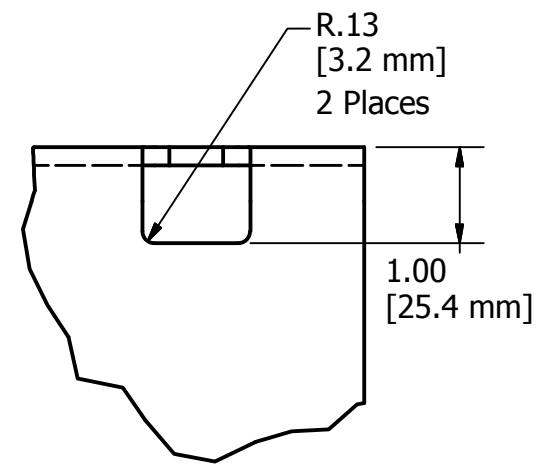


Note: Dimensions typical for all three slots.

DETAIL B
SCALE 1 / 2



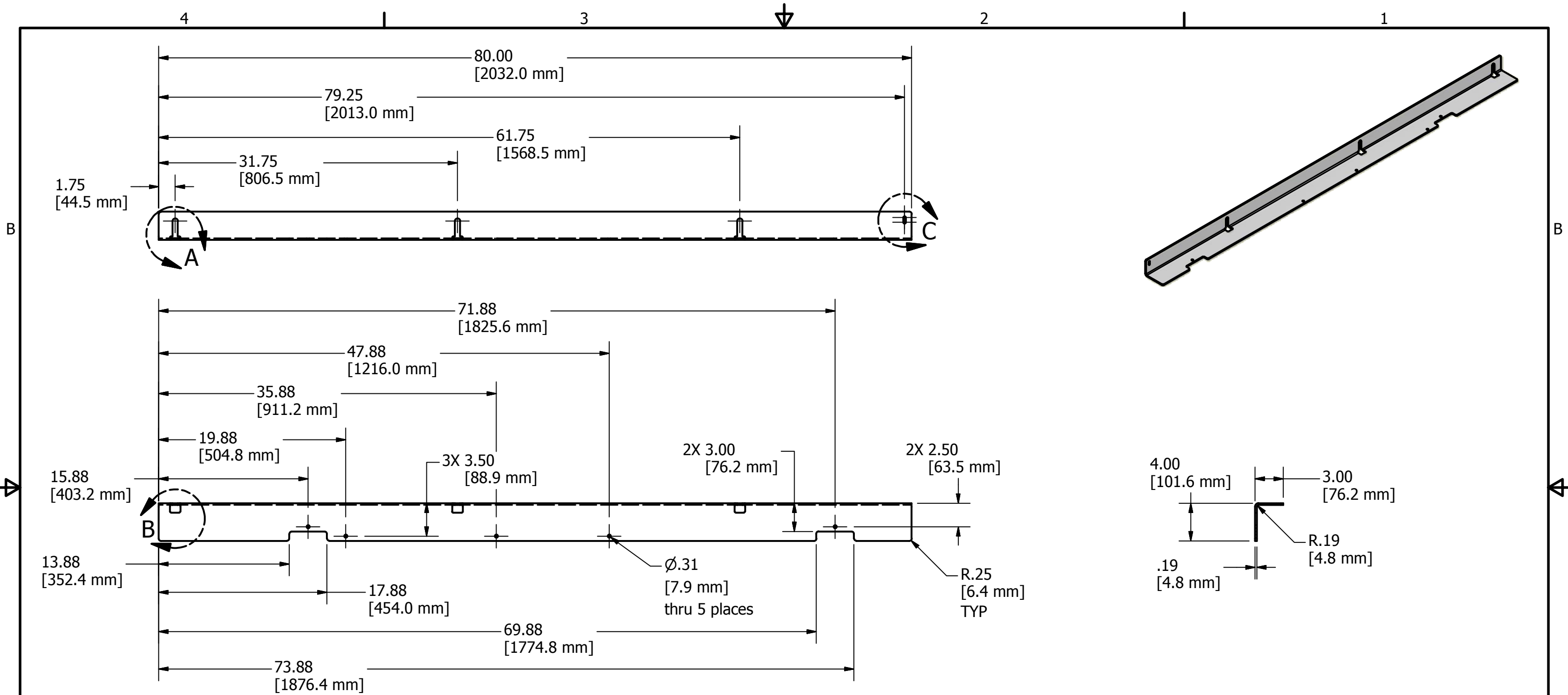
DETAIL C
SCALE 1 / 2



Note: Dimensions typical for all three slots.

DETAIL A
SCALE 1 / 2

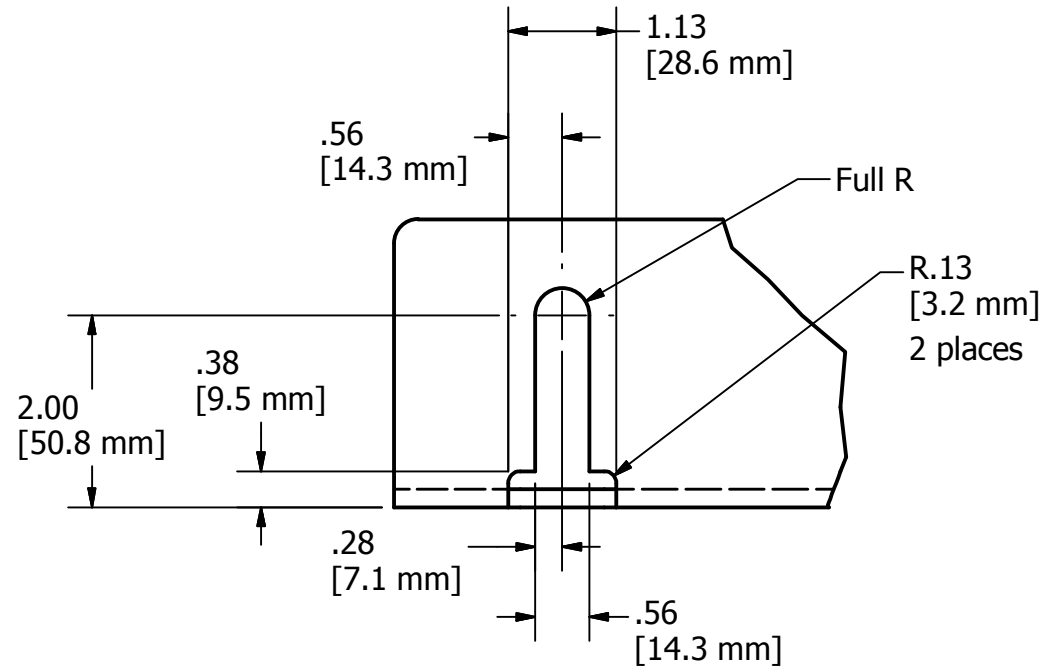
DRAWN dfoster	11/29/2010	200 Bedford Street, Manchester, NH 03101 (603) 666-3906 -- FAX (603) 666-3907		
CHECKED				
UNLESS OTHERWISE SPECIFIED		TITLE		
TOLERANCES: (INCHES)		Mounting Angle, Left		
FRAC.	+/- 1/32	SIZE B	DWG NO GE-11021	REV A
.00	+/- .01			
.000	+/- .005			
ANGULAR	+/- .25 Deg.	SCALE	SHEET 2 OF 2	



Notes:

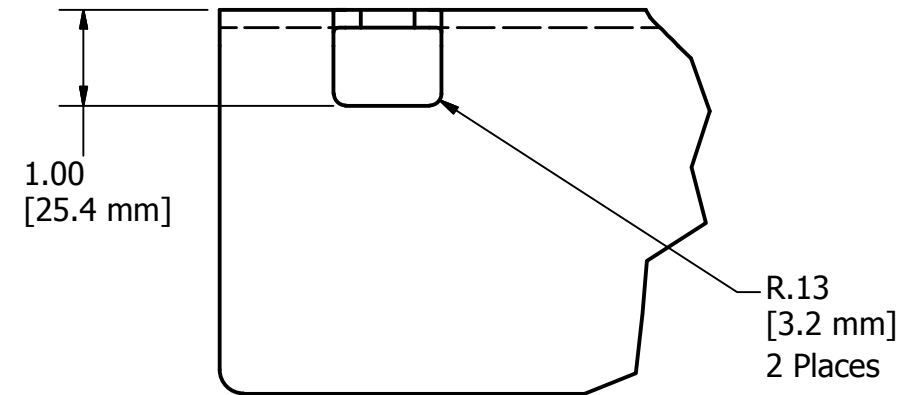
1. Material: 5052 Aluminum
2. Remove all burrs and sharp edges.

DRAWN dfoster 11/29/2010		FIRST 200 Bedford Street, Manchester, NH 03101 (603) 666-3906 -- FAX (603) 666-3907		
CHECKED				
UNLESS OTHERWISE SPECIFIED				
TOLERANCES: (INCHES)				
FRAC.	+/- 1/32	TITLE Mounting Angle, Right		
.00	+/- .01			
.000	+/- .005			
ANGULAR	+/- .25 Deg.	SIZE B	DWG NO GE-11022	REV
		SCALE	SHEET 1 OF 2	



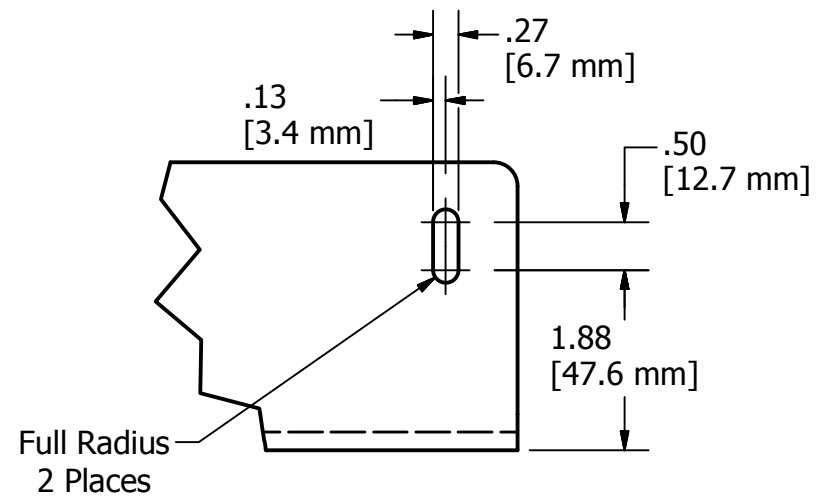
Note: Dimensions typical for all three slots.

DETAIL A
SCALE 1 / 2



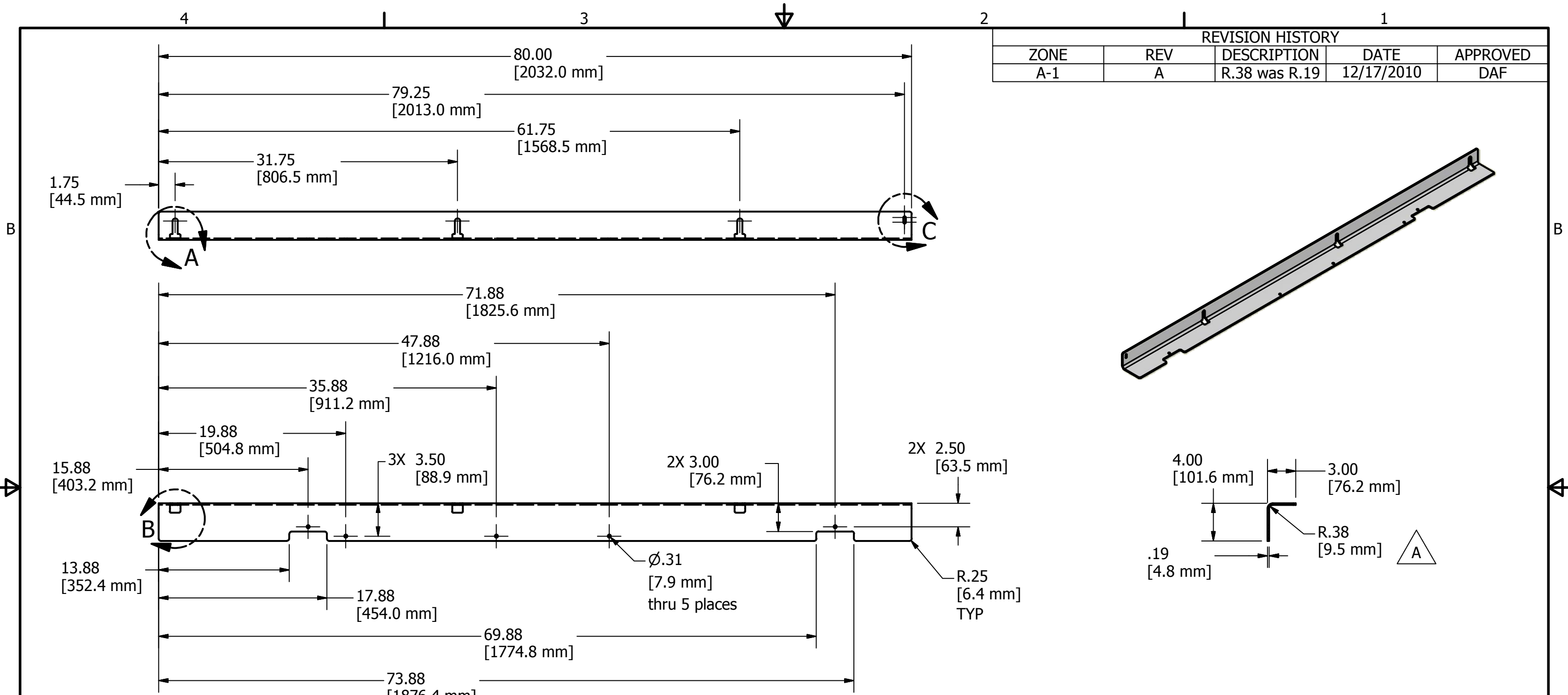
Note: Dimensions typical for all three slots.

DETAIL B
SCALE 1 / 2

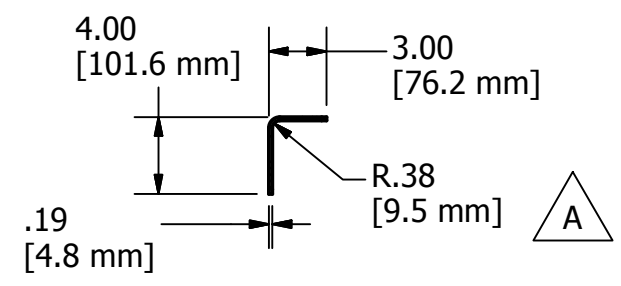
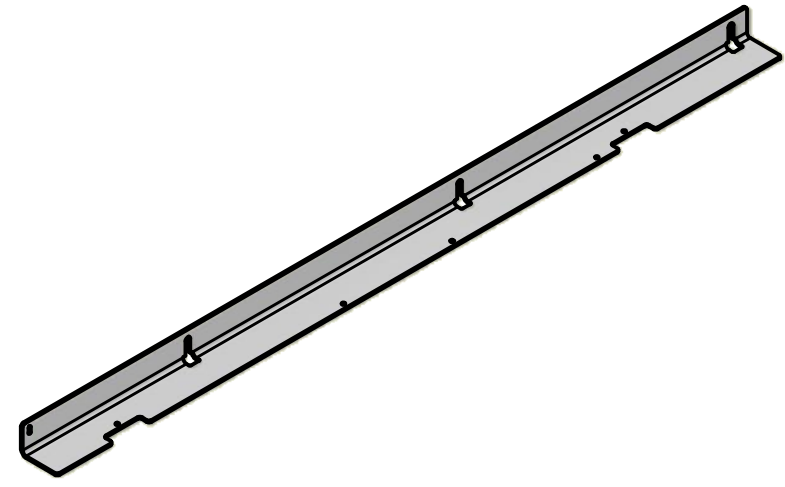


DETAIL C
SCALE 1 / 2

DRAWN dfoster	11/29/2010	FIRST 200 Bedford Street, Manchester, NH 03101 (603) 666-3906 -- FAX (603) 666-3907		
CHECKED				
UNLESS OTHERWISE SPECIFIED		TITLE Mounting Angle, Right		
TOLERANCES: (INCHES)				
FRAC.	+/- 1/32	SIZE	DWG NO	REV
.00	+/- .01	B	GE-11022	
.000	+/- .005	SCALE		
ANGULAR	+/- .25 Deg.			SHEET 2 OF 2



REVISION HISTORY				
ZONE	REV	DESCRIPTION	DATE	APPROVED
A-1	A	R.38 was R.19	12/17/2010	DAF

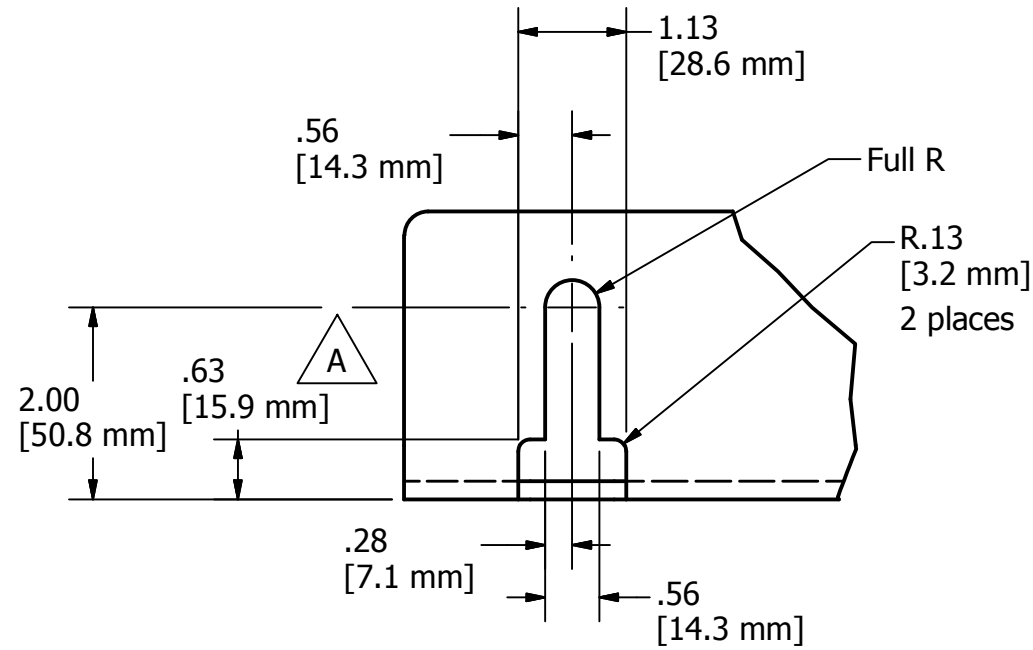


Notes:

1. Material: 5052 Aluminum
2. Remove all burrs and sharp edges.

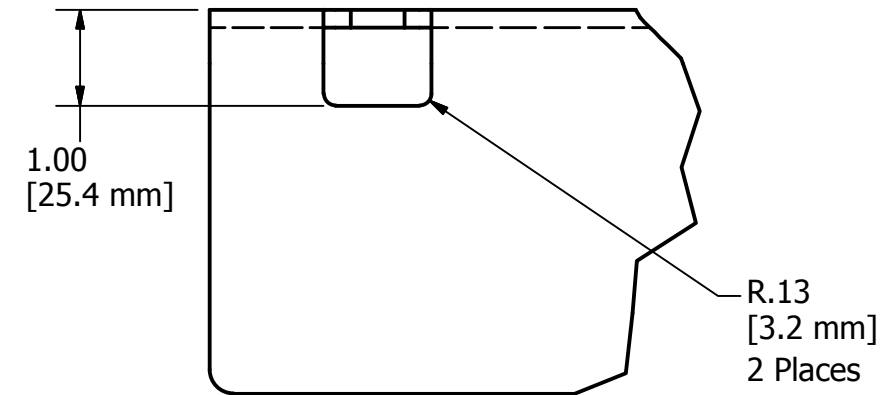
DRAWN dfoster	11/29/2010	FIRST 200 Bedford Street, Manchester, NH 03101 (603) 666-3906 -- FAX (603) 666-3907		
CHECKED				
UNLESS OTHERWISE SPECIFIED		TITLE Mounting Angle, Right		
TOLERANCES: (INCHES)				
FRAC.	+/- 1/32	SIZE	DWG NO	REV
.00	+/- .01	B	GE-11022	A
.000	+/- .005	SCALE	SHEET 1 OF 2	
ANGULAR	+/- .25 Deg.			

REVISION HISTORY				
ZONE	REV	DESCRIPTION	DATE	APPROVED
B-4	A	.63 was .38	12/17/2010	DAF



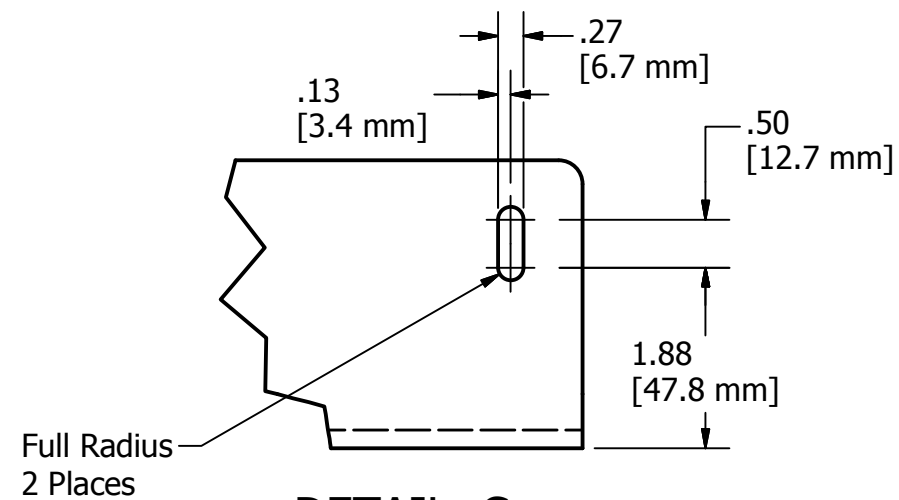
Note: Dimensions typical for all three slots.

DETAIL A
SCALE 1 / 2



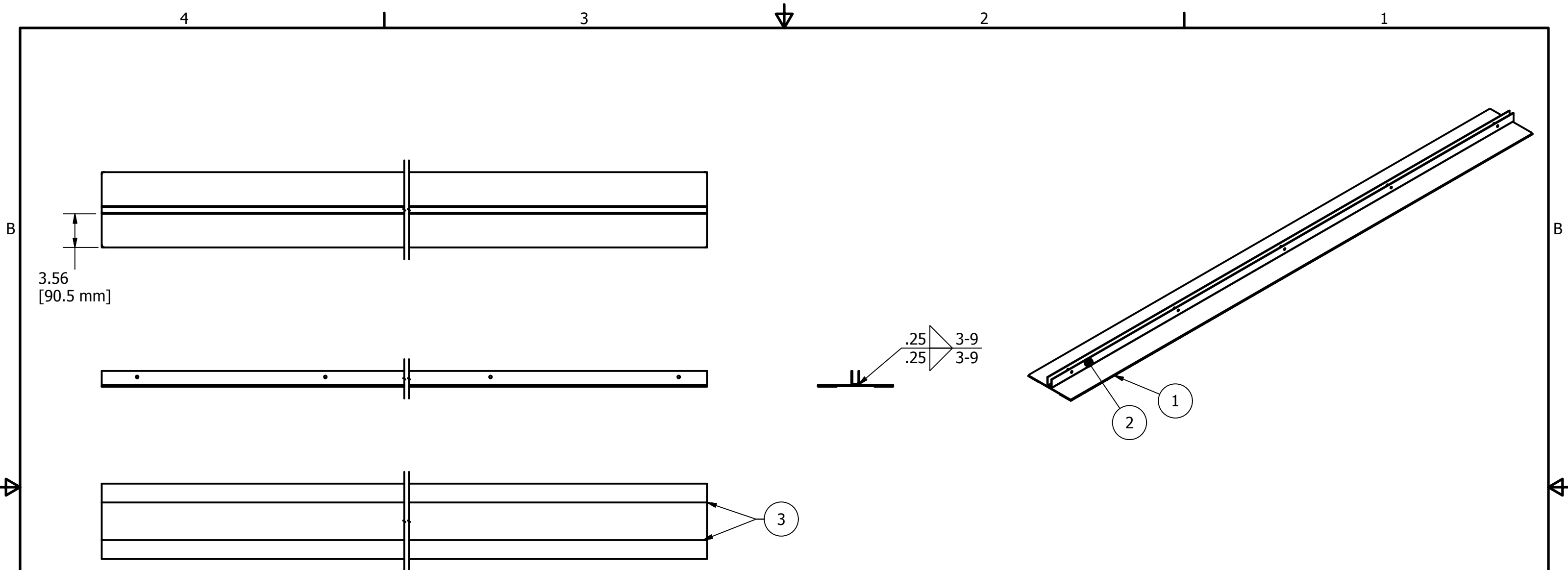
Note: Dimensions typical for all three slots.

DETAIL B
SCALE 1 / 2



DETAIL C
SCALE 1 / 2

DRAWN dfoster	11/29/2010	FIRST 200 Bedford Street, Manchester, NH 03101 (603) 666-3906 -- FAX (603) 666-3907		
CHECKED				
UNLESS OTHERWISE SPECIFIED		TITLE Mounting Angle, Right		
TOLERANCES: (INCHES)				
FRAC.	+/- 1/32	SIZE	DWG NO	REV
.00	+/- .01	B	GE-11022	A
.000	+/- .005	SCALE	SHEET 2 OF 2	
ANGULAR	+/- .25 Deg.			

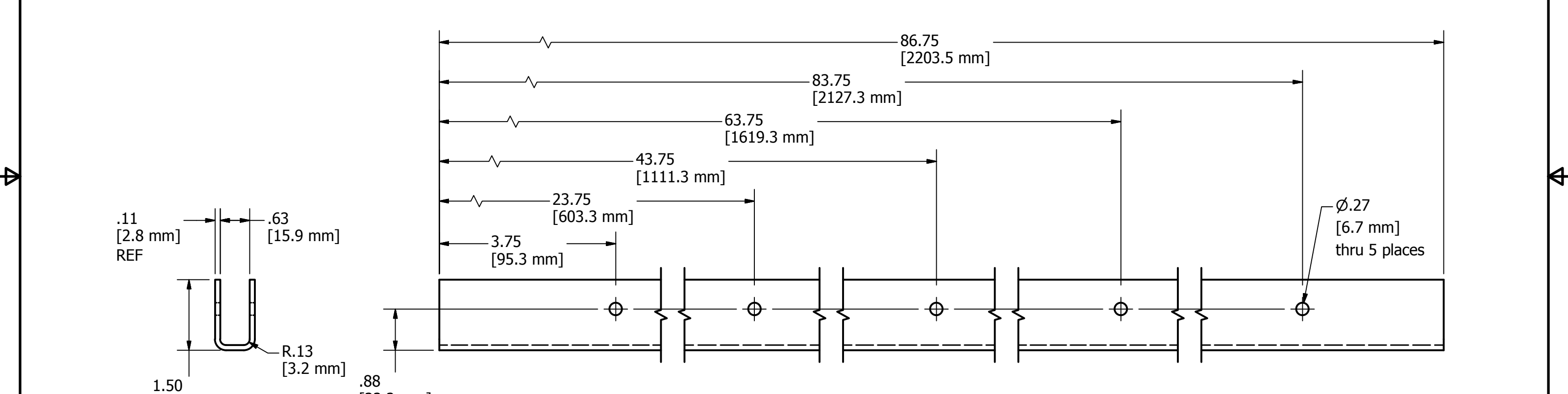
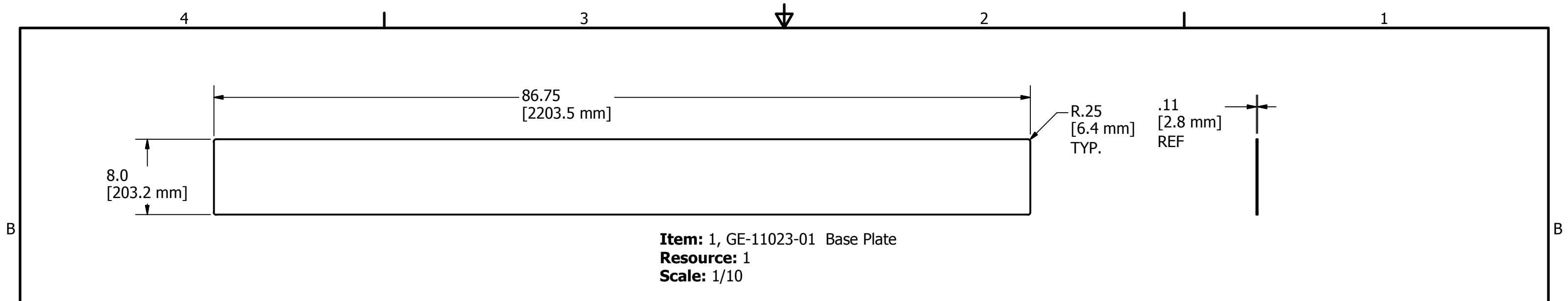


Resources		
Resource	Material	QTY.
1	11 GA C1008/C1010 HRS sheet	AR
2	2" Velcro, Hook Adhesive Backed	15 feet [4.6 meters]

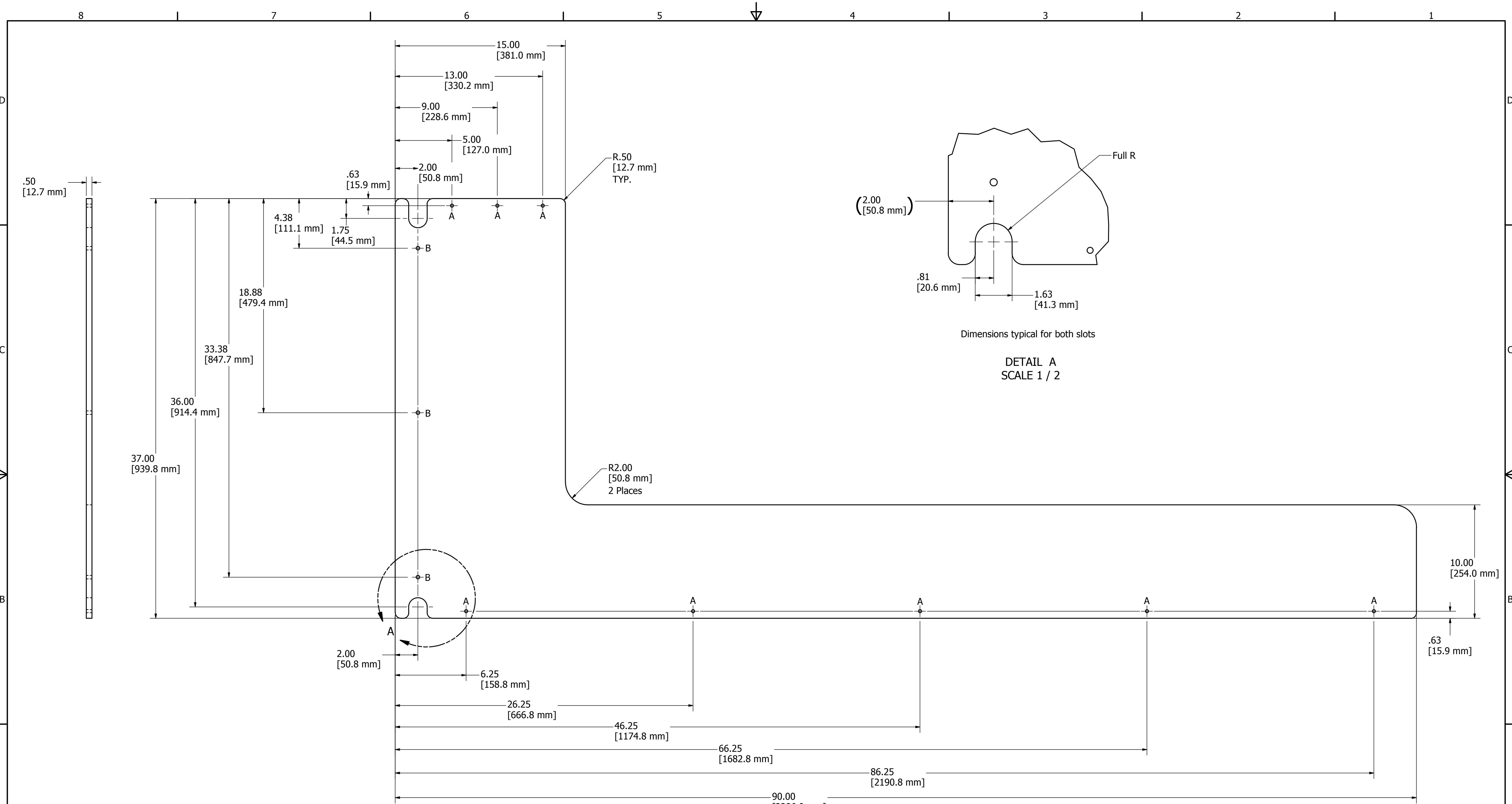
PARTS LIST			
ITEM	QTY	PART NUMBER	DESCRIPTION
1	1	GE-11023-01	Base Plate
2	1	GE-11023-02	U-Channel
3	2	GE-11023-03	2" Velcro, Hook Adhesive Backed

DRAWN dfoster		11/4/2010		200 Bedford Street, Manchester, NH 03101 (603) 666-3906 -- FAX (603) 666-3907	
CHECKED					
UNLESS OTHERWISE SPECIFIED				TITLE Base Plate, Lane Divider	
TOLERANCES: (INCHES)					
FRAC.	+/- 1/32				
.00	+/- .01			SIZE	DWG NO
.000	+/- .005			B	GE-11023
ANGULAR	+/- .25 Deg.			SCALE	REV

- Notes:
1. Remove all sharp edges.
 2. Finish: Electroless Nickel MIL-C-26070 Grade A
 3. Align 2" Velcro to each of the long edges on the bottom of the plate as shown.



DRAWN	dfoster	11/4/2010	200 Bedford Street, Manchester, NH 03101 (603) 666-3906 -- FAX (603) 666-3907		
CHECKED					
UNLESS OTHERWISE SPECIFIED			TITLE Base Plate, Lane Divider		
TOLERANCES: (INCHES)					
FRAC.		+/- 1/32	SIZE		DWG NO
		+/- .01	B		GE-11023
		+/- .005	SCALE		REV
ANGULAR		+/- .25 Deg.			SHEET 2 OF 2



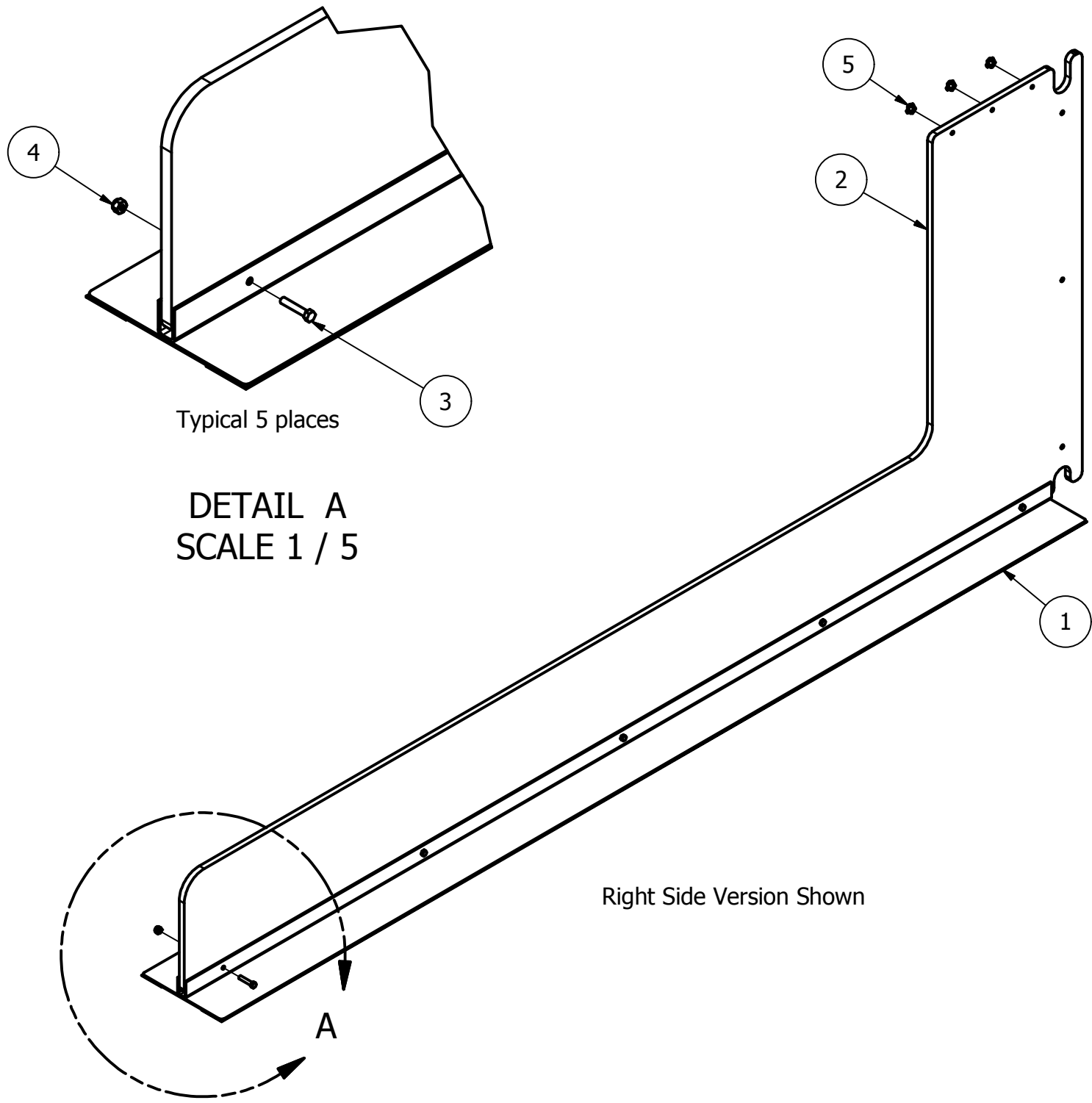
Notes:

1. Material: HDPE/matte/matte, color red or blue
2. Remove all sharp edges.

Hole Chart	
Letter	Diameter
A	.27 [6.7 mm] Thru
B	.31 [7.9 mm] Thru

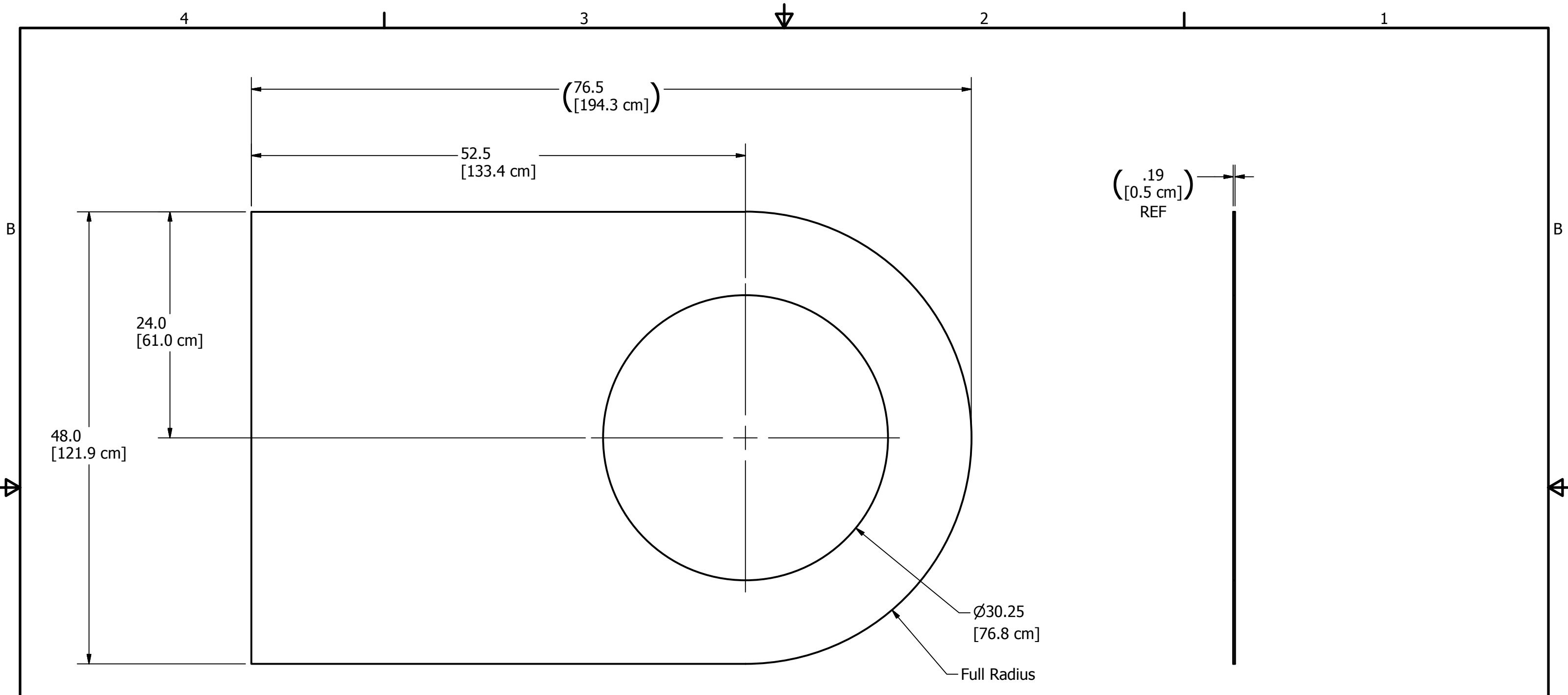
DRAWN dfoster	11/4/2010	FIRST 200 Bedford Street, Manchester, NH 03101 (603) 666-3906 -- FAX (603) 666-3907	
CHECKED			
TOLERANCES: (INCHES)		TITLE Lane Divider	
FRAC.	+/- 1/32	SIZE D	DWG NO GE-11024
.00	+/- .01	SCALE	REV
.000	+/- .005	2 Deg.	
ANGULAR	+/- .25	SHEET 1 OF 1	

Note: Item 5 to be inserted from opposite side for left side version.



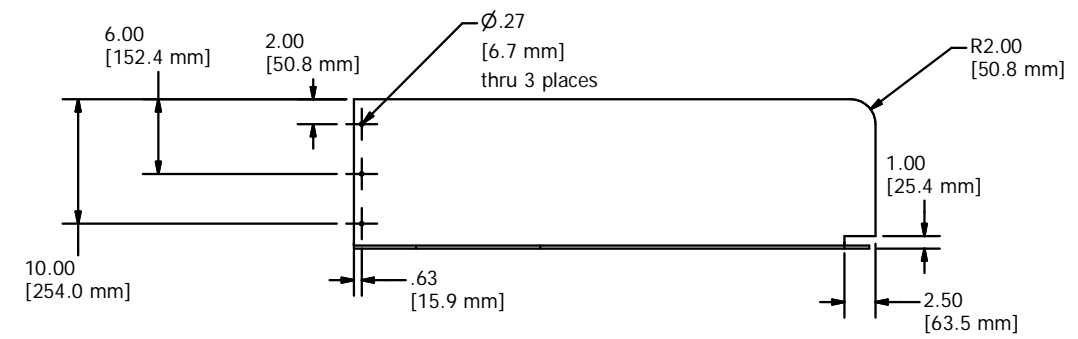
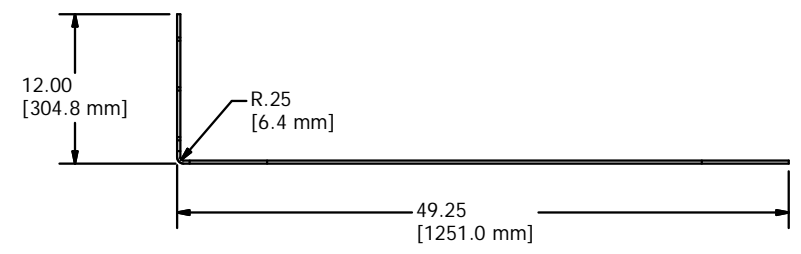
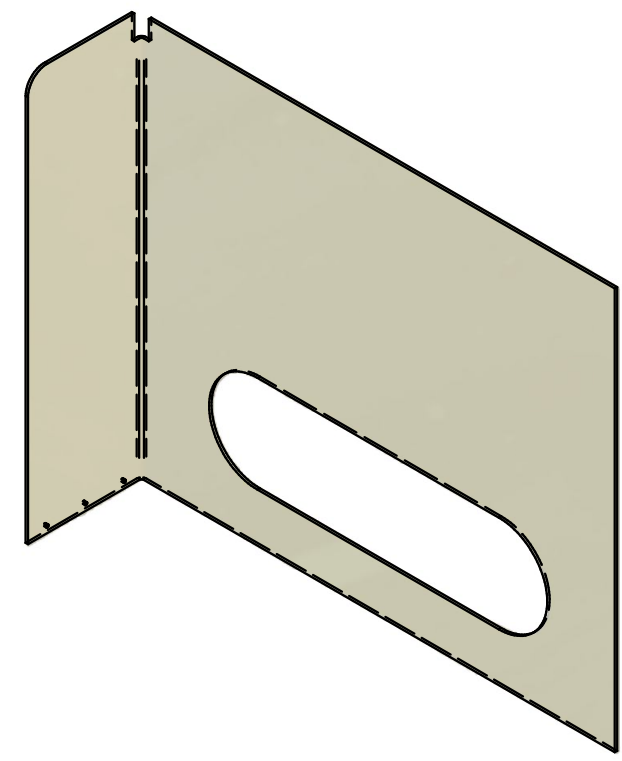
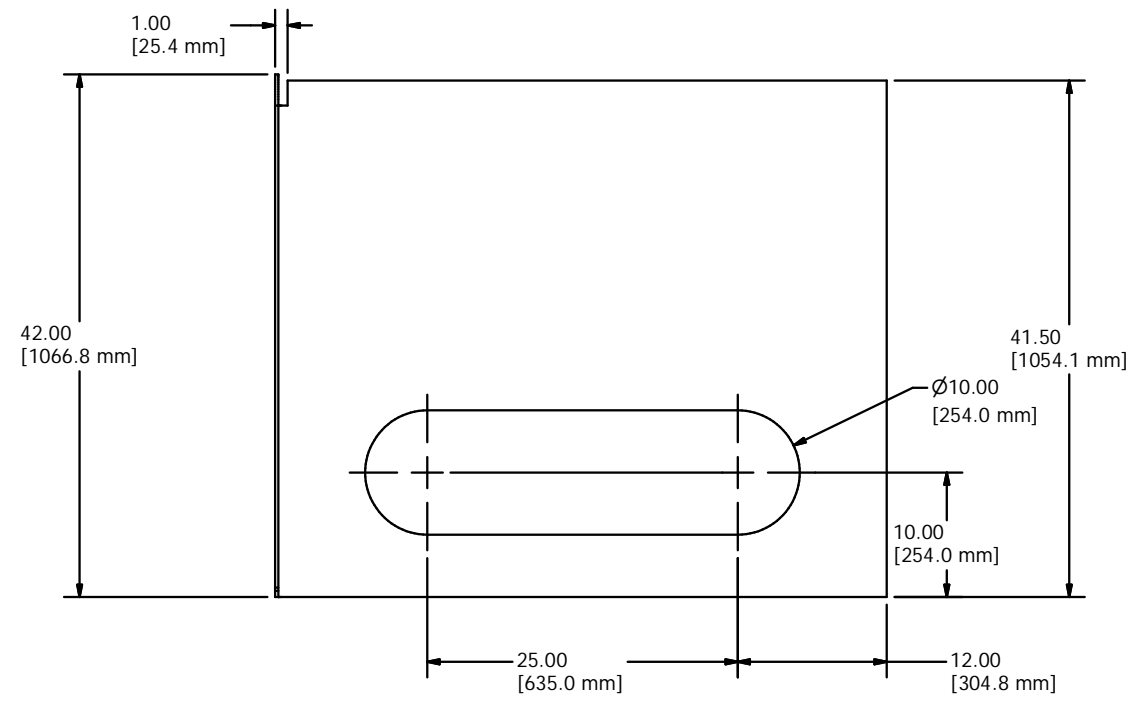
PARTS LIST			
ITEM	QTY	PART NUMBER	DESCRIPTION
1	1	GE-11023	Base Plate, Lane Divider
2	1	GE-11024	Lane Divider
3	5	HW-00055	HHCS 1/4-20 x 1.25" Zinc Plate
4	5	HW-00002	Nut, Lock 1/4-20
5	3	HW-00017	Tee Nut, 1/4-20 Zinc Plate

DRAWN dfoster		12/27/2010		200 Bedford Street, Manchester, NH 03101 (603) 666-3906 -- FAX (603) 666-3907		
CHECKED						
UNLESS OTHERWISE SPECIFIED				TITLE Lane Divider Assembly		
TOLERANCES: (INCHES)						
FRAC.	+/- 1/32		SIZE			DWG NO
.00	+/- .01		B			GE-11025
.000	+/- .005		SCALE	REV		
ANGULAR	+/- .25 Deg.		SHEET 1 OF 1			



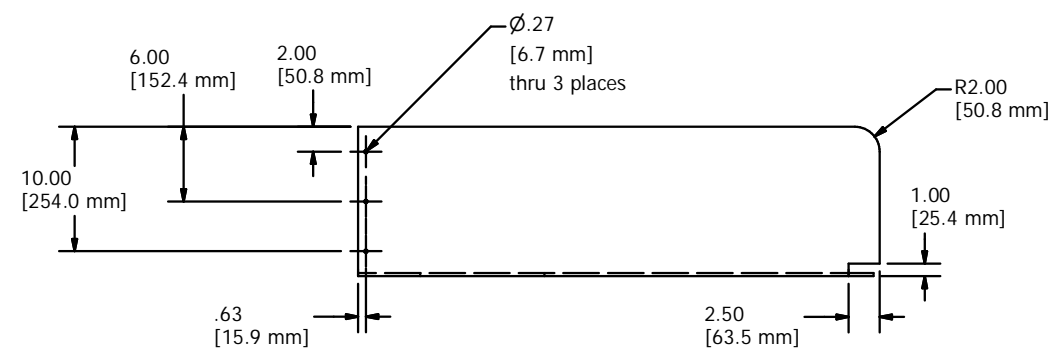
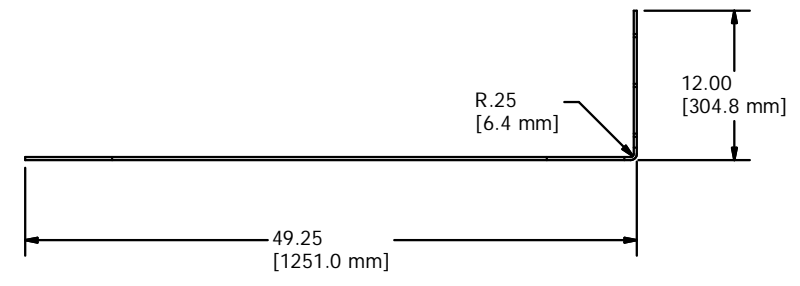
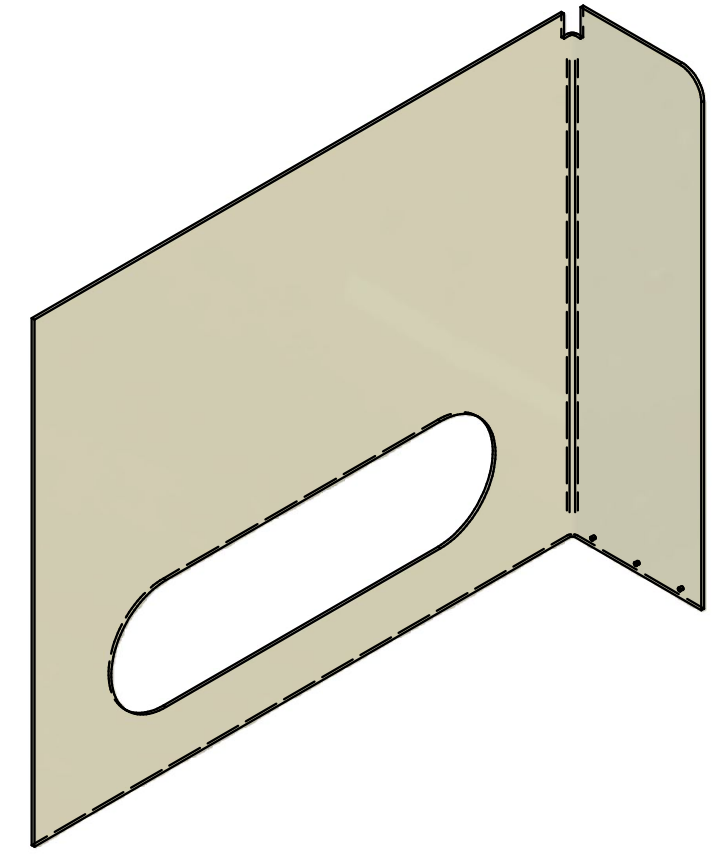
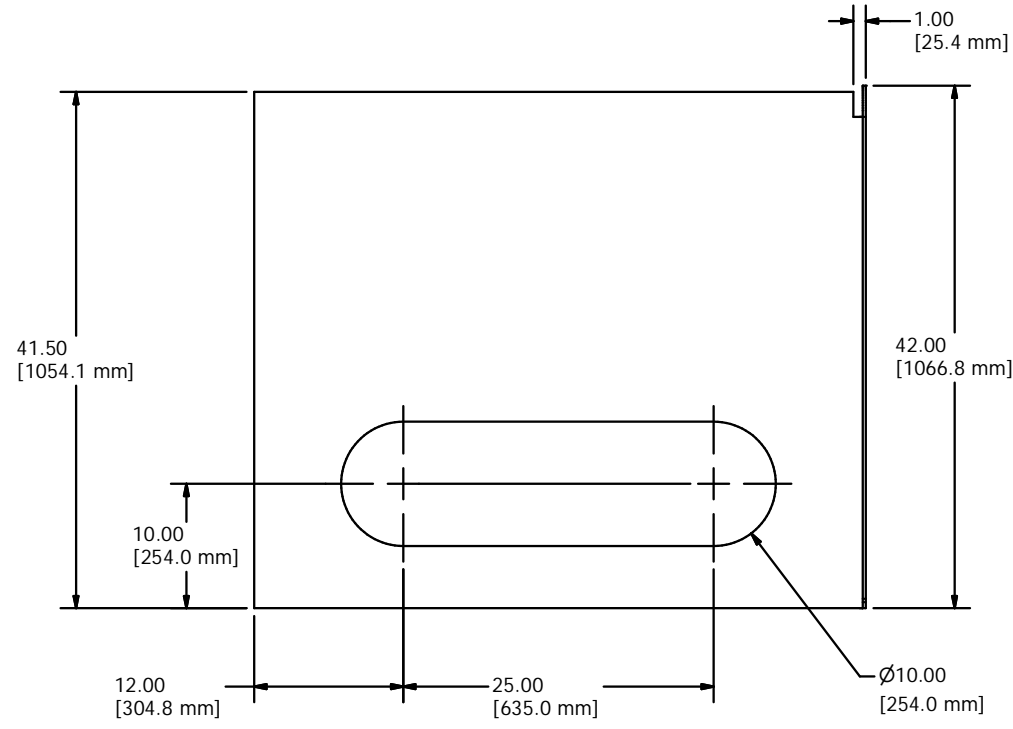
- Notes:
1. Material: 3/16" thick, HDPE, color: white
 2. Remove all burrs and sharp edges

DRAWN dfoster		11/4/2010		200 Bedford Street, Manchester, NH 03101 (603) 666-3906 -- FAX (603) 666-3907			
CHECKED							
UNLESS OTHERWISE SPECIFIED				TITLE			
TOLERANCES: (INCHES)				Floor Protector			
FRAC.			+/- 1/32	SIZE		DWG NO	REV
	.00		+/- .01	B		GE-11026	
	.000		+/- .005	SCALE			
ANGULAR			+/- .25 Deg.	SHEET 1 OF 1			



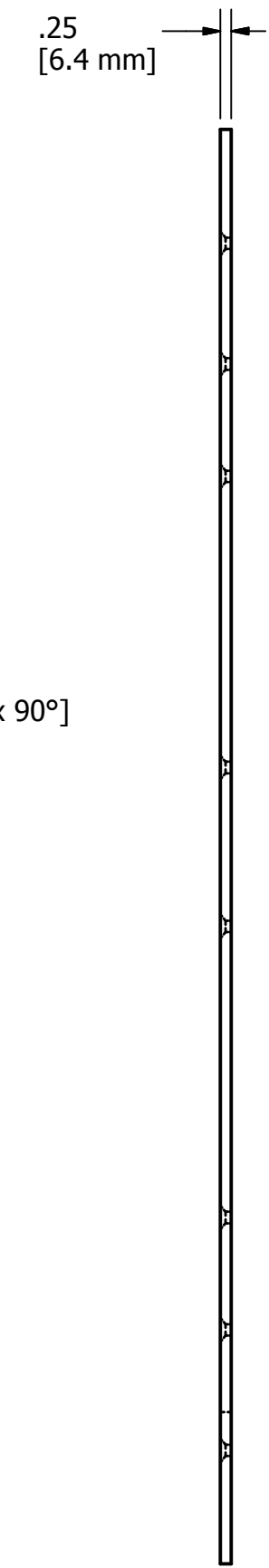
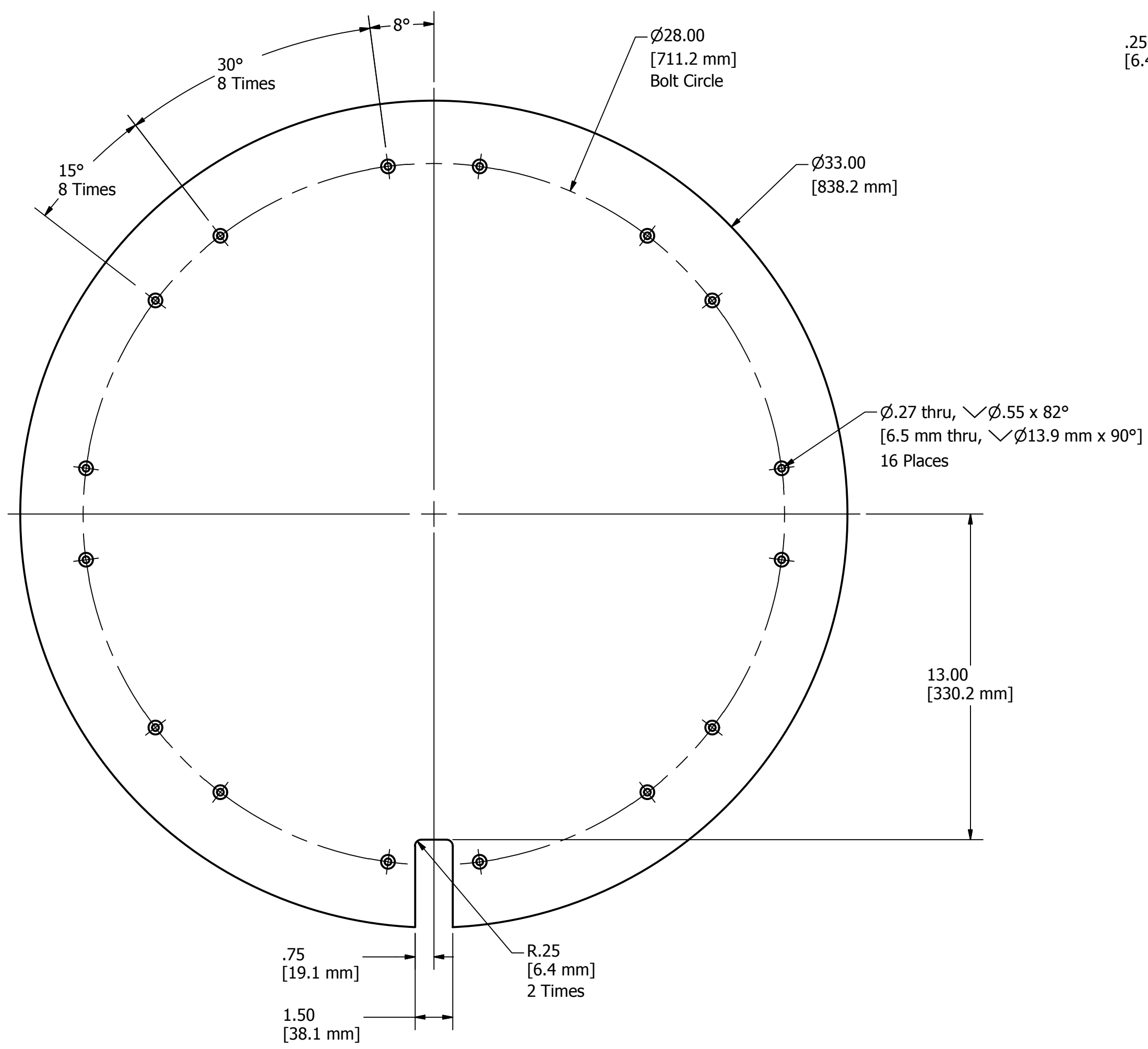
- Notes:
1. Material: 1/4" thick Polycarbonate, clear
 2. Remove all sharp edges.

DRAWN dfoster	11/4/2010	FIRST 200 Bedford Street, Manchester, NH 03101 (603) 666-3906 -- FAX (603) 666-3907	
CHECKED			
UNLESS OTHERWISE SPECIFIED		TITLE Corner Glass Right	
TOLERANCES: (INCHES)			
FRAC.	+/- 1/32	SIZE	DWG NO
.00	+/- .01	C	GE-11027
.000	+/- .005	SCALE	REV
ANGULAR	+/- .25 Deg.		SHEET 1 OF 1



- Notes:
1. Material: 1/4" thick polycarbonate, clear.
 2. Remove all sharp edges.

DRAWN dfoster	11/29/2010	FIRST 200 Bedford Street, Manchester, NH 03101 (603) 666-3906 -- FAX (603) 666-3907	
CHECKED			
UNLESS OTHERWISE SPECIFIED		TITLE Corner Glass Left	
TOLERANCES: (INCHES)			
FRAC.	+/- 1/32	SIZE	DWG NO
.00	+/- .01	C	GE-11028
.000	+/- .005	SCALE	REV
ANGULAR	+/- .25 Deg.		
		SHEET 1 OF 1	



Notes:
 1. Material: White HDPE
 2. Remove burrs and sharp edges

DRAWN dfoster		11/28/2010		FIRST 200 Bedford Street, Manchester, NH 03101 (603) 666-3906 -- FAX (603) 666-3907	
CHECKED					
UNLESS OTHERWISE SPECIFIED TOLERANCES: (INCHES)				TITLE Flange Plate	
FRAC.			+/- 1/32	SIZE	DWG NO
.00			+/- .01	C	GE-11035
.000			+/- .005	SCALE	REV
ANGULAR			+/- .25 Deg.		
				SHEET 1 OF 1	

4

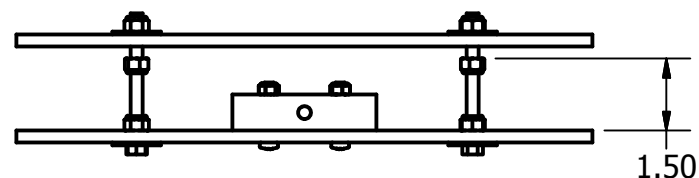
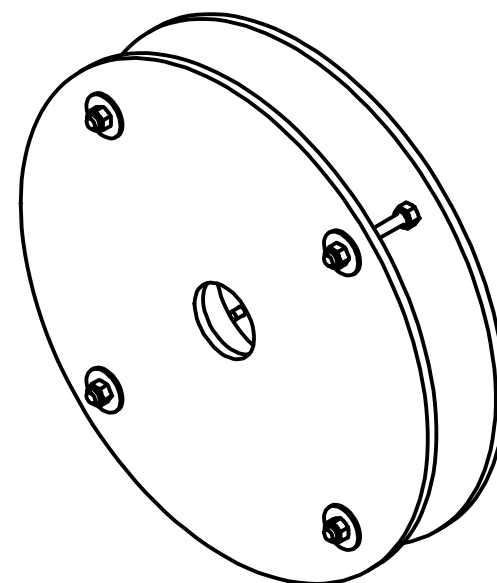
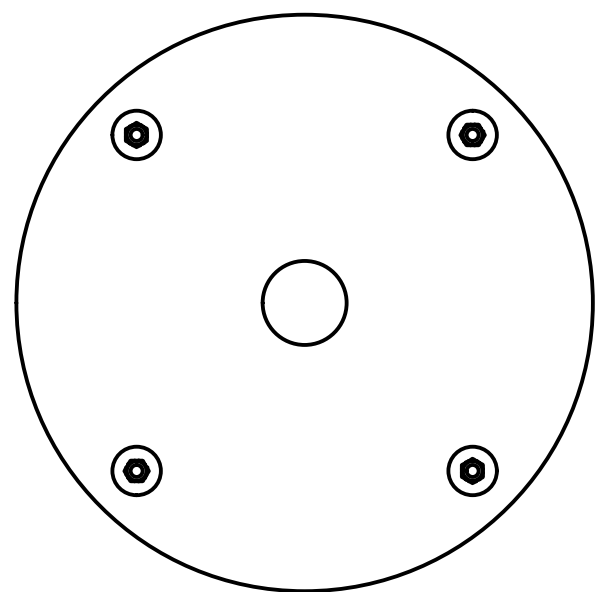
3

2

1

B

B



1.50

PARTS LIST			
ITEM	QTY	PART NUMBER	DESCRIPTION
1	1	GE-11062	Collar
2	1	GE-11063	Top Plate
3	1	GE-11064	Bottom Plate
4	4	HW-00059	HHCS 1/4-20 x 2.75" Fully Threaded
5	8	HW-00021	Washer, Fender 1/4" Zinc Plate
6	12	HW-00002	Nut, Lock 1/4-20
7	4	HW-00060	Phillips Pan Head 10-32 x 1-1/4"
8	4	HW-00061	Nut, Nylock 10-32

DRAWN dfoster		12/28/2010		FIRST 200 Bedford Street, Manchester, NH 03101 (603) 666-3906 -- FAX (603) 666-3907	
CHECKED					
UNLESS OTHERWISE SPECIFIED				TITLE Sensor Plate Assembly	
TOLERANCES: (INCHES)					
FRAC.	+/- 1/32				
.00	+/- .01				
.000	+/- .005			SIZE B	DWG NO GE-11036
ANGULAR	+/- .25 Deg.			SCALE	REV
				SHEET 1 OF 2	

4

3

2

1

A

A



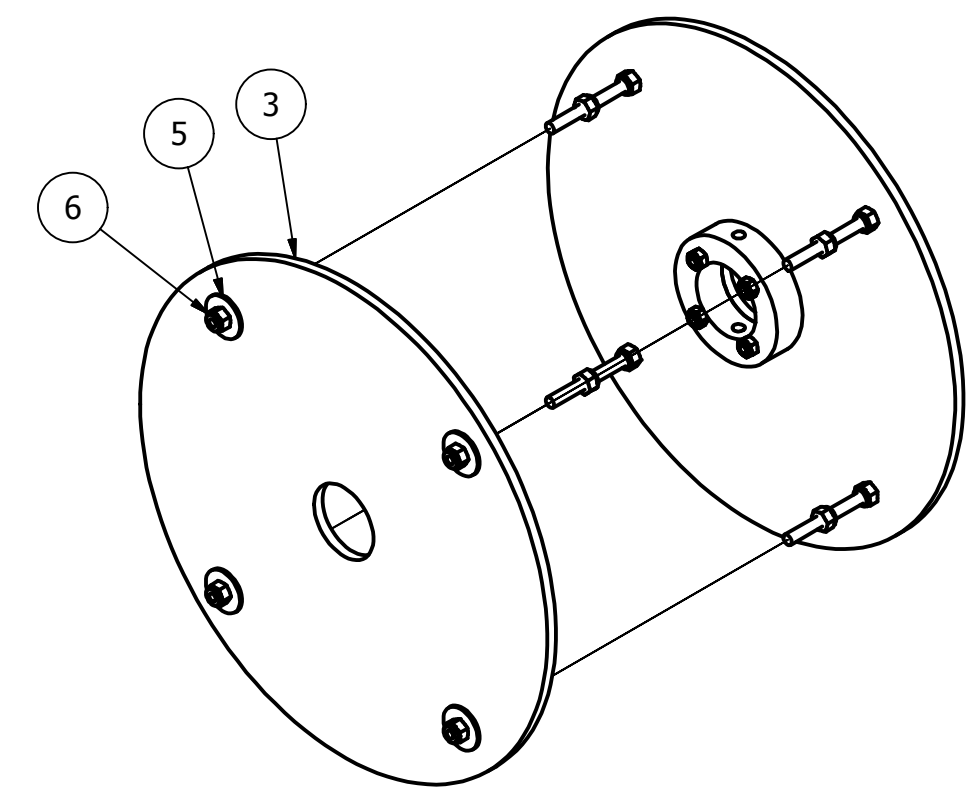
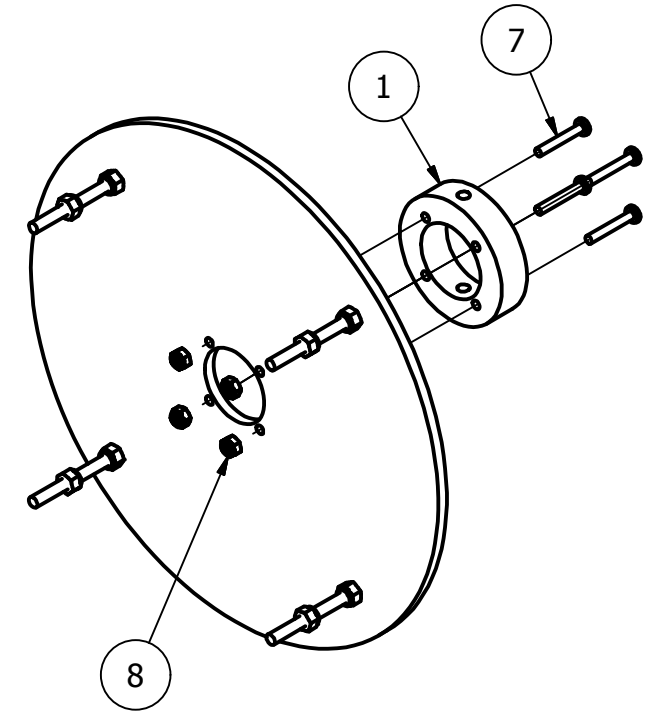
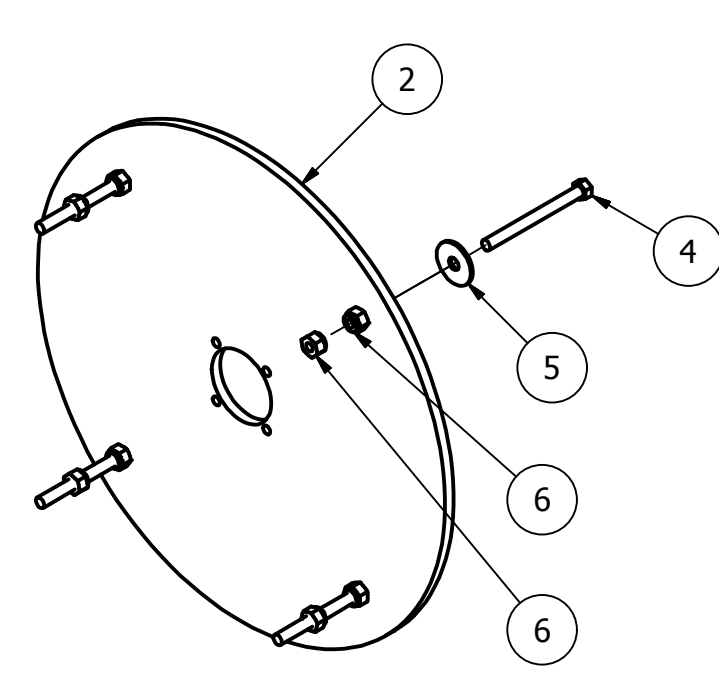
4 3 2 1

B

A

A

B



DRAWN dfoster	12/28/2010	FIRST 200 Bedford Street, Manchester, NH 03101 (603) 666-3906 -- FAX (603) 666-3907		
CHECKED				
UNLESS OTHERWISE SPECIFIED		TITLE		
TOLERANCES: (INCHES)		Sensor Plate Assembly		
FRAC.	+/- 1/32	SIZE	DWG NO	REV
.00	+/- .01	B	GE-11036	
.000	+/- .005	SCALE		
ANGULAR	+/- .25 Deg.	SHEET 2 OF 2		

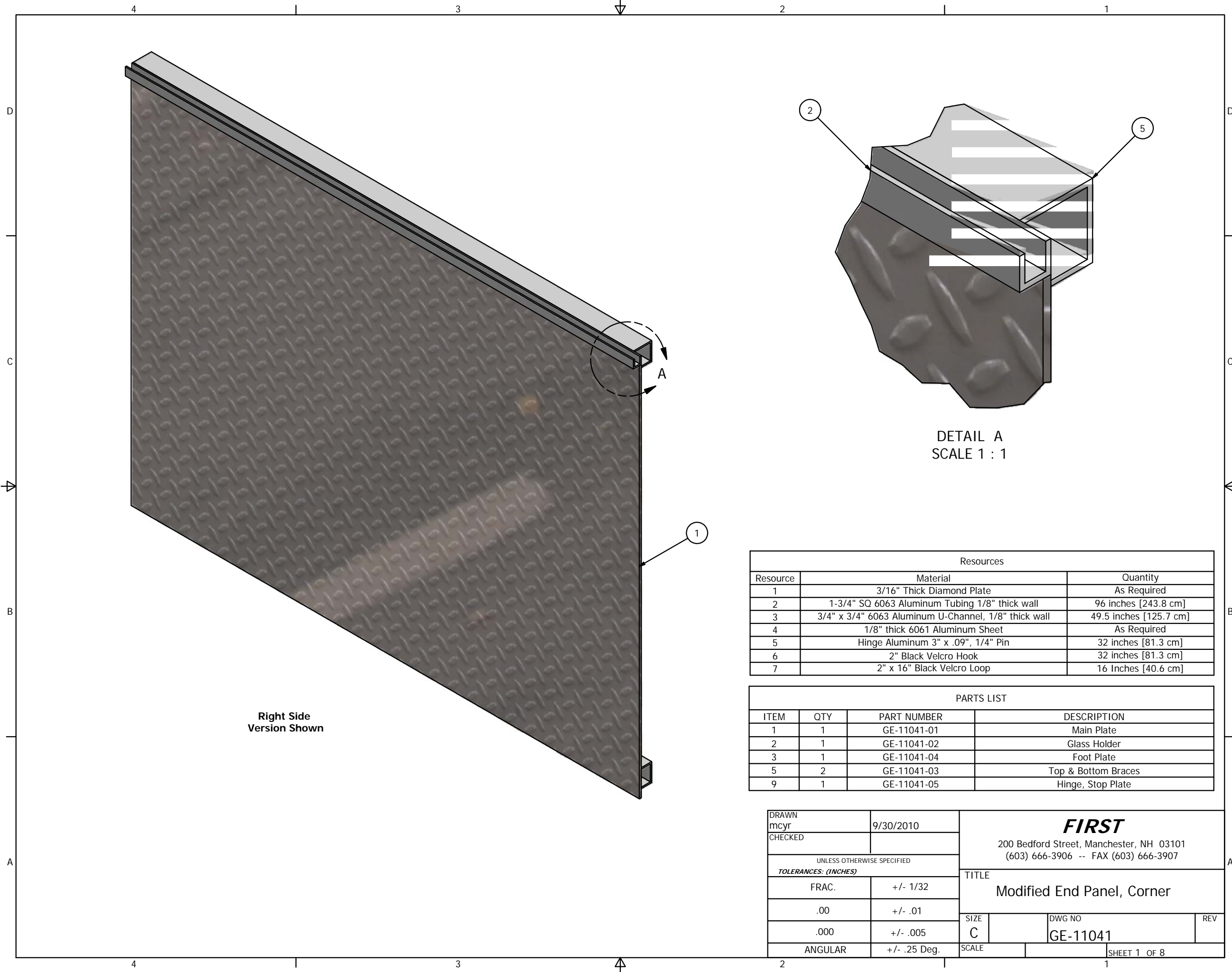
4

3

2

1

A



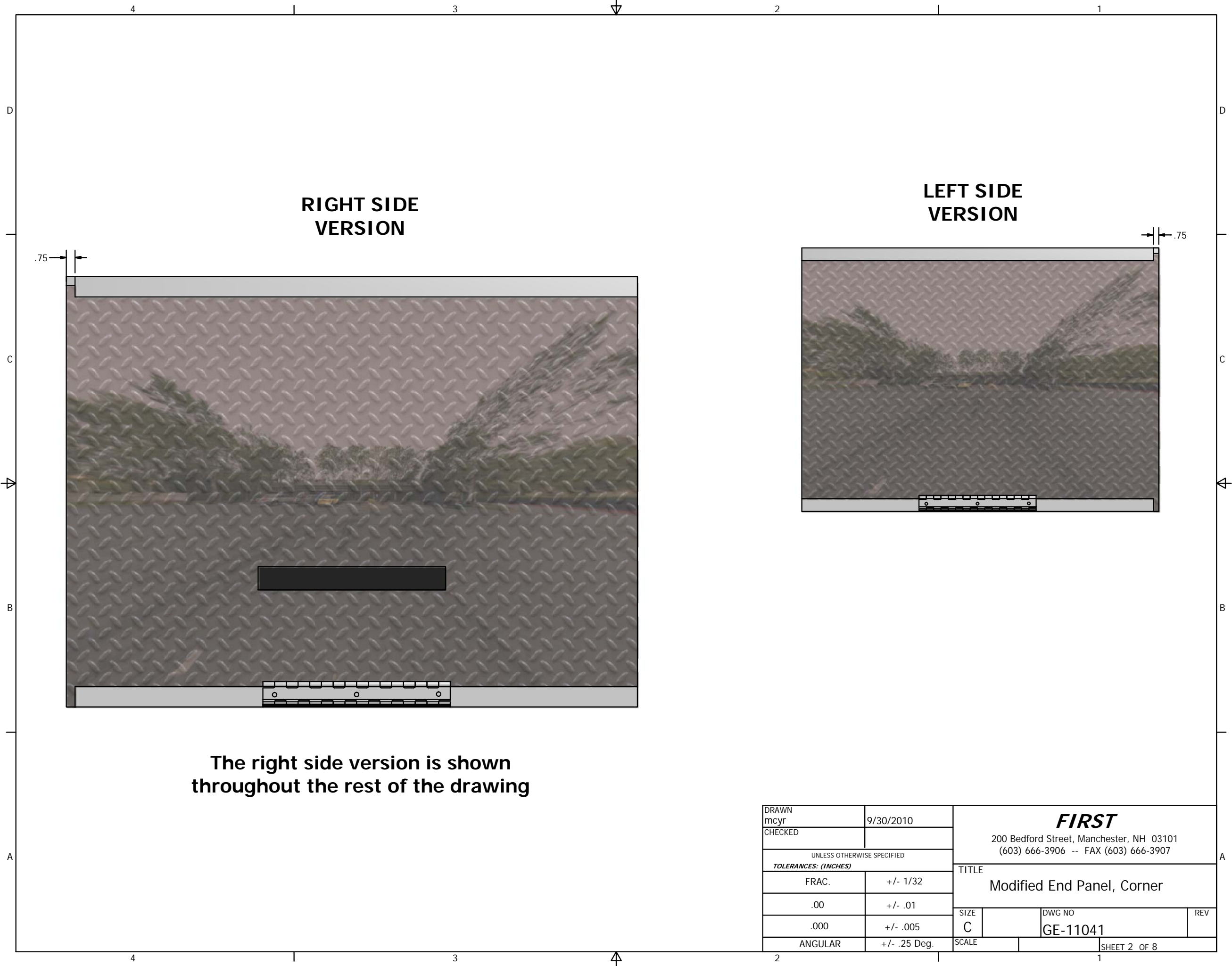
Right Side
Version Shown

DETAIL A
SCALE 1 : 1

Resources		
Resource	Material	Quantity
1	3/16" Thick Diamond Plate	As Required
2	1-3/4" SQ 6063 Aluminum Tubing 1/8" thick wall	96 inches [243.8 cm]
3	3/4" x 3/4" 6063 Aluminum U-Channel, 1/8" thick wall	49.5 inches [125.7 cm]
4	1/8" thick 6061 Aluminum Sheet	As Required
5	Hinge Aluminum 3" x .09", 1/4" Pin	32 inches [81.3 cm]
6	2" Black Velcro Hook	32 inches [81.3 cm]
7	2" x 16" Black Velcro Loop	16 Inches [40.6 cm]

PARTS LIST			
ITEM	QTY	PART NUMBER	DESCRIPTION
1	1	GE-11041-01	Main Plate
2	1	GE-11041-02	Glass Holder
3	1	GE-11041-04	Foot Plate
5	2	GE-11041-03	Top & Bottom Braces
9	1	GE-11041-05	Hinge, Stop Plate

DRAWN mcyr	9/30/2010	FIRST 200 Bedford Street, Manchester, NH 03101 (603) 666-3906 -- FAX (603) 666-3907	
CHECKED			
UNLESS OTHERWISE SPECIFIED		TITLE Modified End Panel, Corner	
TOLERANCES: (INCHES)			
FRAC.	+/- 1/32	SIZE	DWG NO
.00	+/- .01	C	GE-11041
.000	+/- .005	SCALE	REV
ANGULAR	+/- .25 Deg.		SHEET 1 OF 8



**RIGHT SIDE
VERSION**

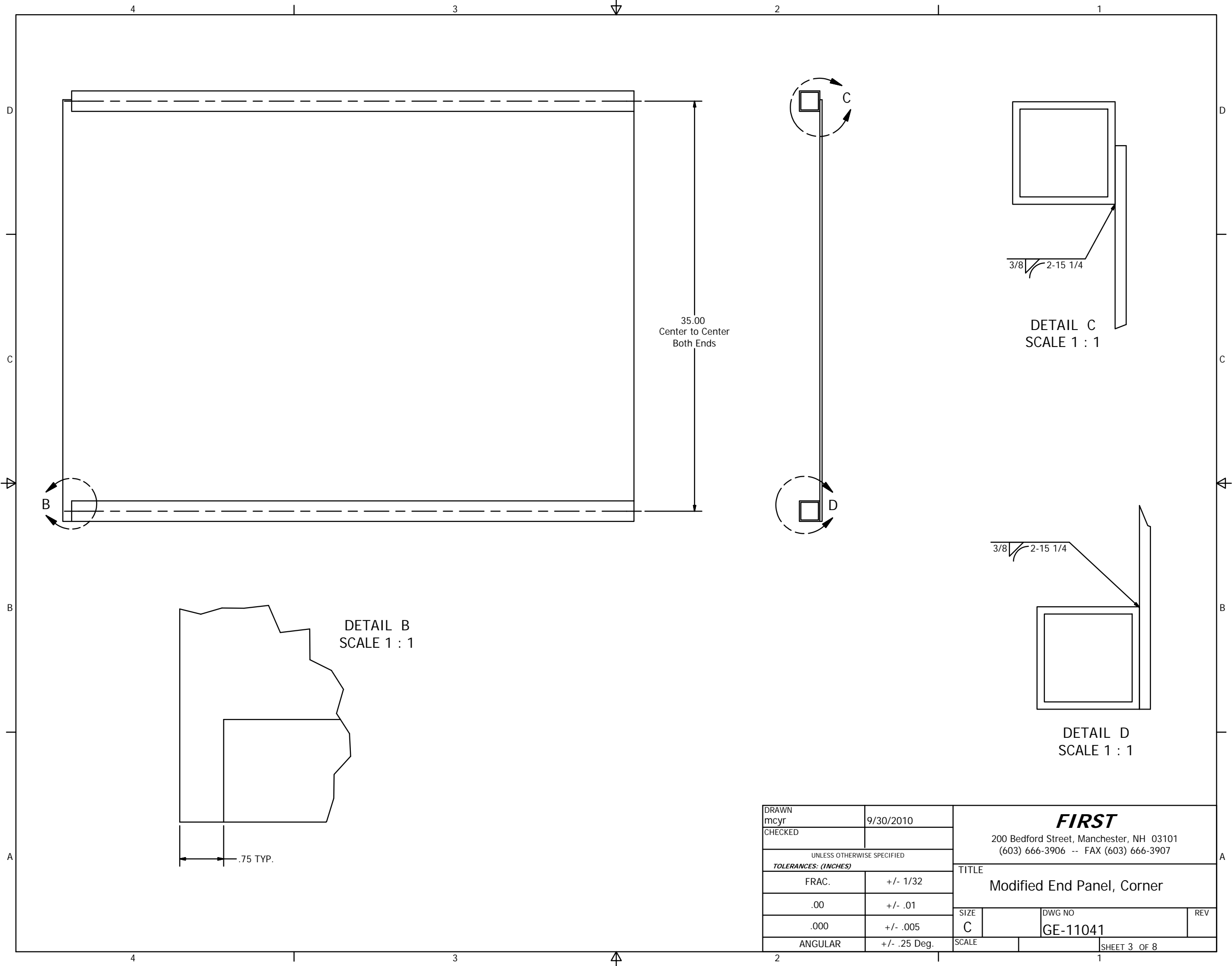
**LEFT SIDE
VERSION**

.75

.75

**The right side version is shown
throughout the rest of the drawing**

DRAWN mcyr	9/30/2010	FIRST 200 Bedford Street, Manchester, NH 03101 (603) 666-3906 -- FAX (603) 666-3907	
CHECKED			
UNLESS OTHERWISE SPECIFIED		TITLE Modified End Panel, Corner	
TOLERANCES: (INCHES)			
FRAC.	+/- 1/32	SIZE	DWG NO
.00	+/- .01	C	GE-11041
.000	+/- .005	SCALE	REV
ANGULAR	+/- .25 Deg.		SHEET 2 OF 8



35.00
Center to Center
Both Ends

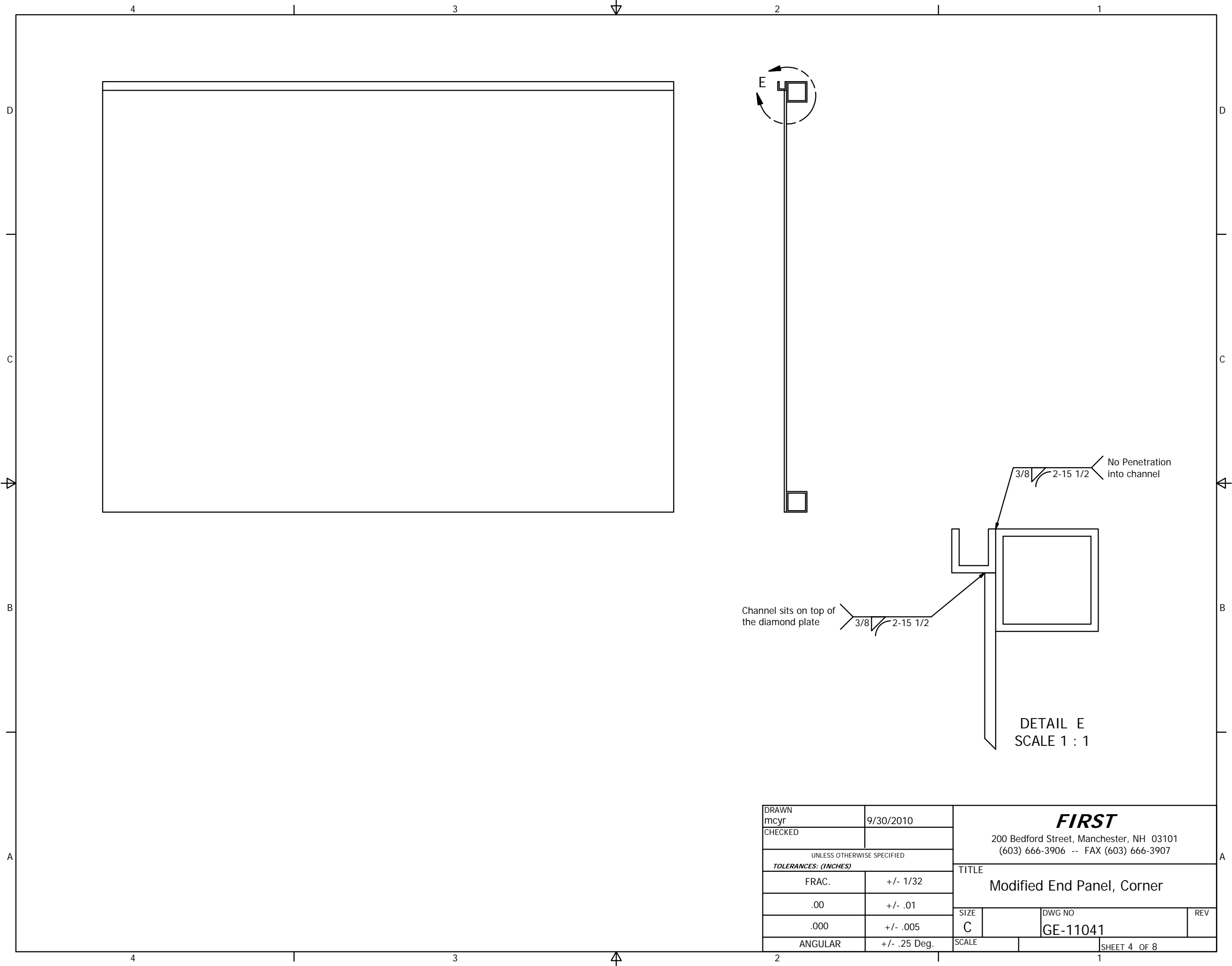
DETAIL B
SCALE 1 : 1

.75 TYP.

DETAIL C
SCALE 1 : 1

DETAIL D
SCALE 1 : 1

DRAWN mcyr	9/30/2010	FIRST 200 Bedford Street, Manchester, NH 03101 (603) 666-3906 -- FAX (603) 666-3907	
CHECKED			
UNLESS OTHERWISE SPECIFIED		TITLE Modified End Panel, Corner	
<i>TOLERANCES: (INCHES)</i>			
FRAC.	+/- 1/32	SIZE	DWG NO
.00	+/- .01	C	GE-11041
.000	+/- .005	SCALE	REV
ANGULAR	+/- .25 Deg.		SHEET 3 OF 8

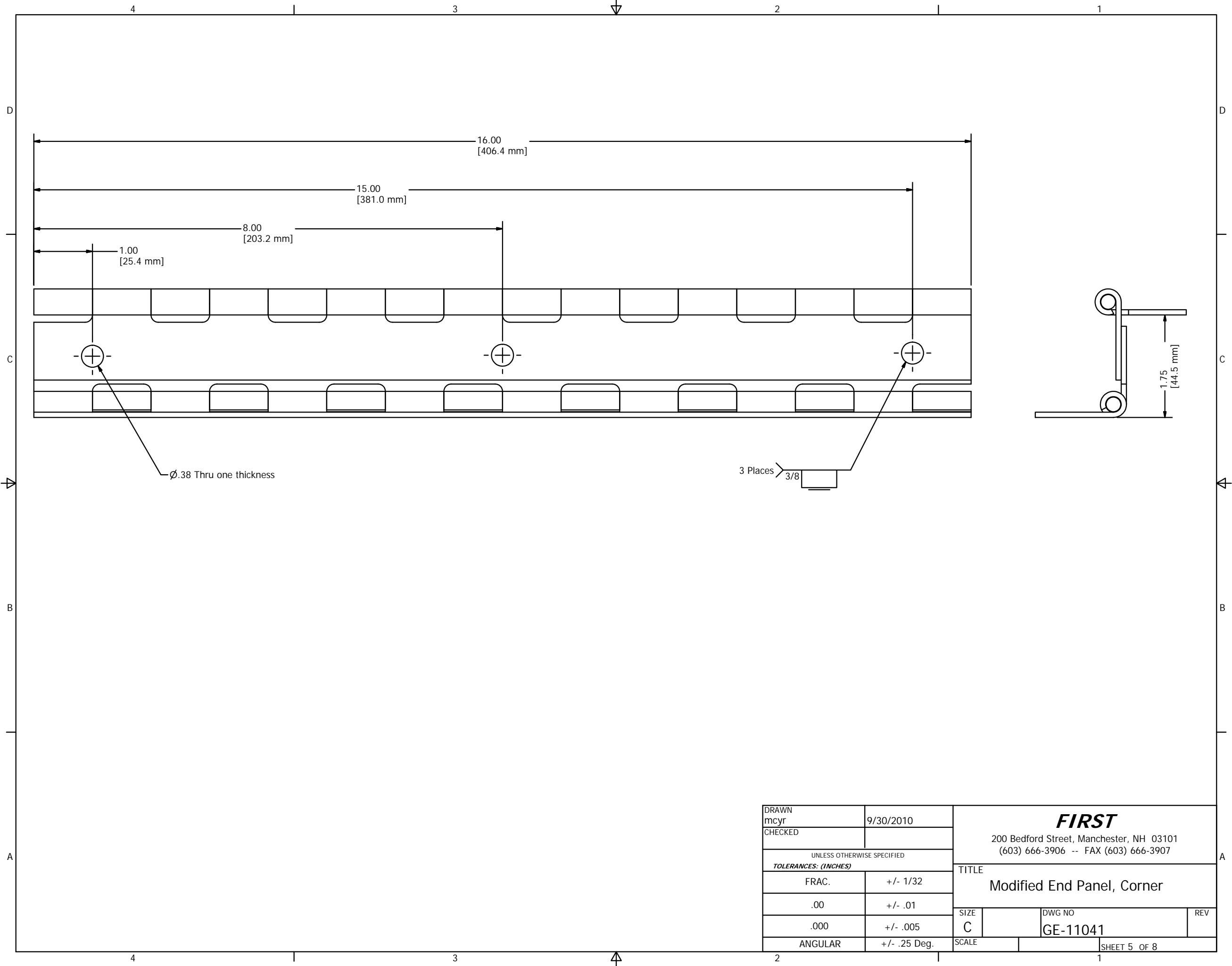


Channel sits on top of the diamond plate

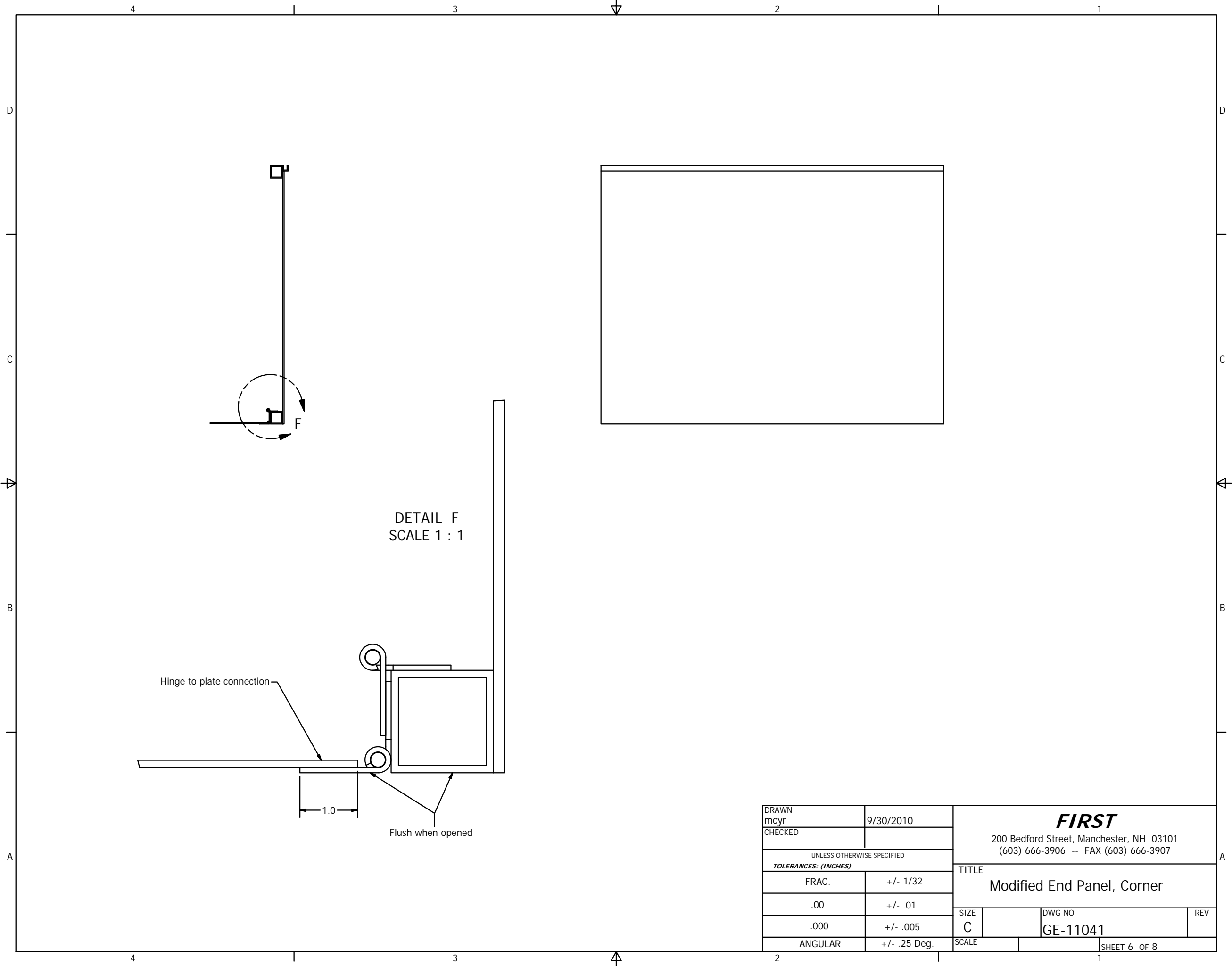
No Penetration into channel

DETAIL E
SCALE 1 : 1

DRAWN mcyr	9/30/2010	FIRST 200 Bedford Street, Manchester, NH 03101 (603) 666-3906 -- FAX (603) 666-3907	
CHECKED			
UNLESS OTHERWISE SPECIFIED		TITLE Modified End Panel, Corner	
TOLERANCES: (INCHES)			
FRAC.	+/- 1/32	SIZE	DWG NO
.00	+/- .01	C	GE-11041
.000	+/- .005	SCALE	REV
ANGULAR	+/- .25 Deg.		SHEET 4 OF 8



DRAWN mcyr	9/30/2010	FIRST 200 Bedford Street, Manchester, NH 03101 (603) 666-3906 -- FAX (603) 666-3907	
CHECKED			
UNLESS OTHERWISE SPECIFIED		TITLE Modified End Panel, Corner	
TOLERANCES: (INCHES)			
FRAC.	+/- 1/32	SIZE	DWG NO
.00	+/- .01	C	GE-11041
.000	+/- .005	SCALE	REV
ANGULAR	+/- .25 Deg.		SHEET 5 OF 8



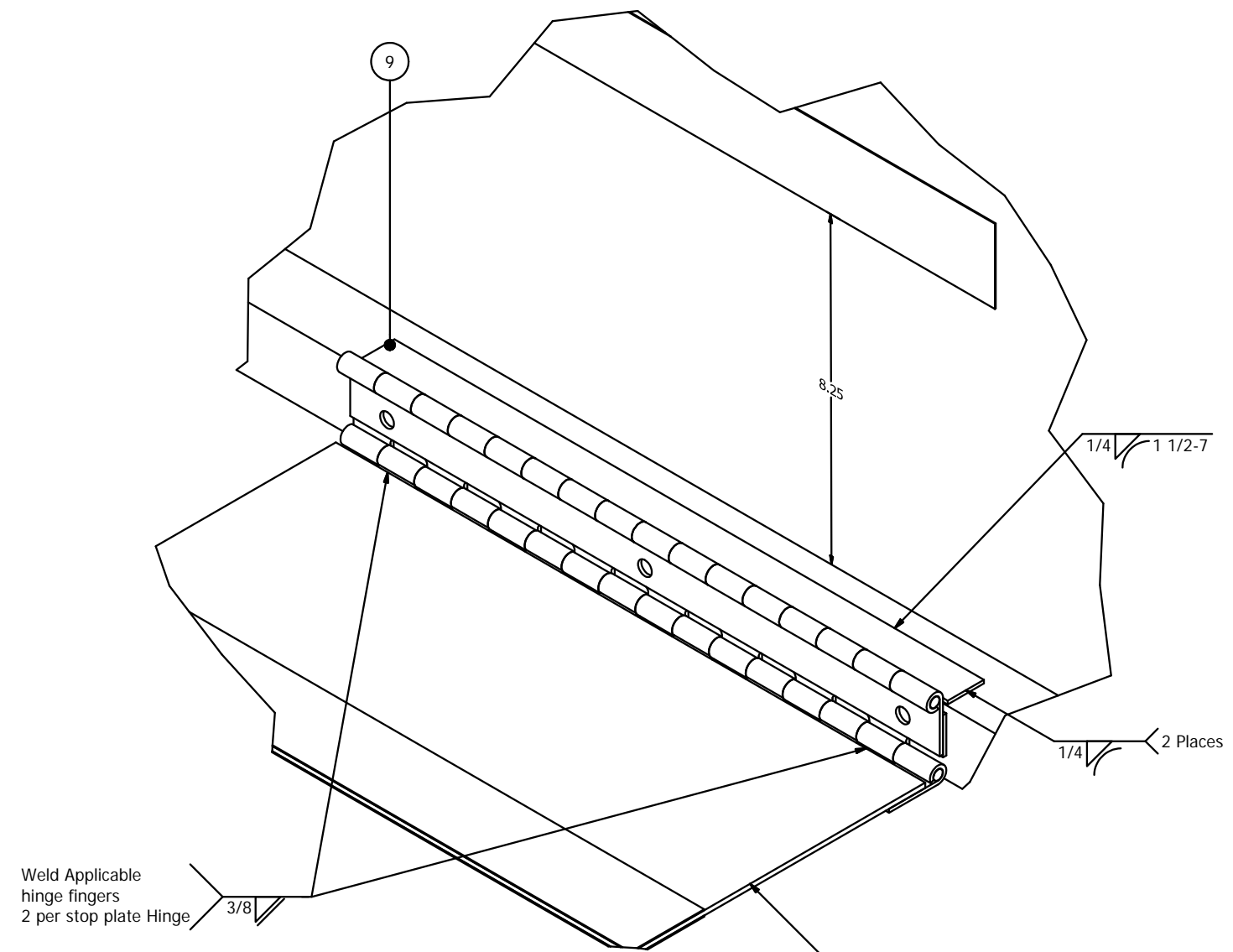
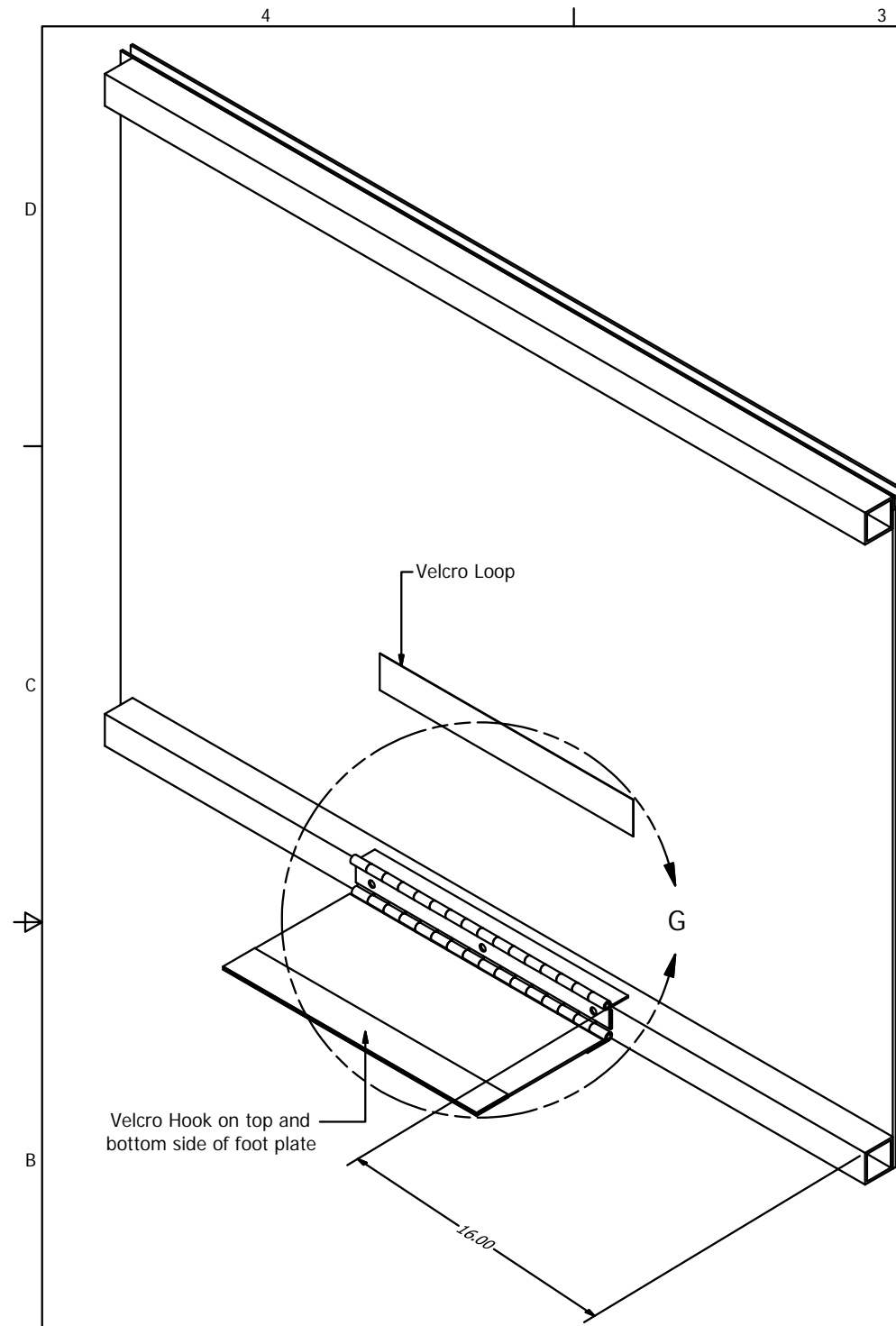
DETAIL F
SCALE 1 : 1

Hinge to plate connection

1.0

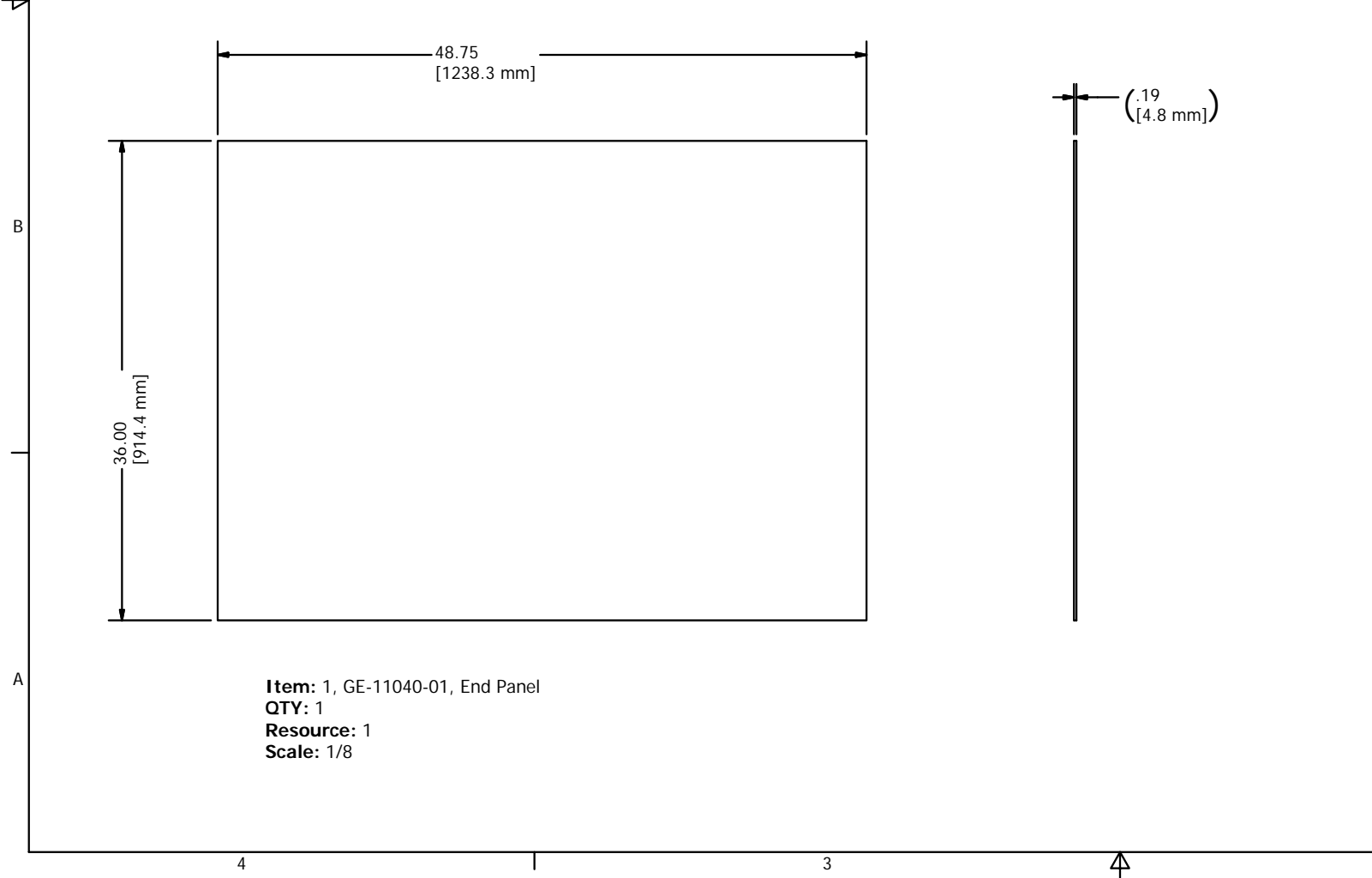
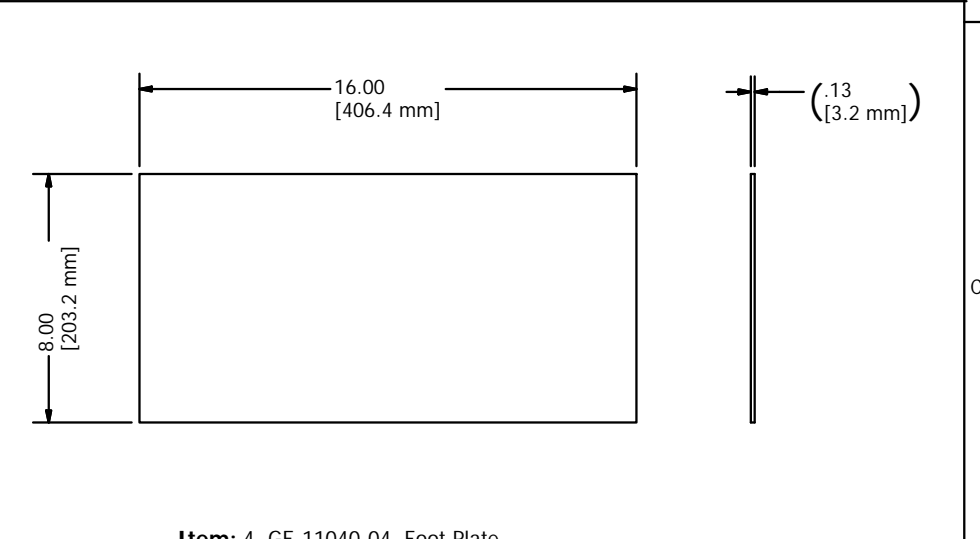
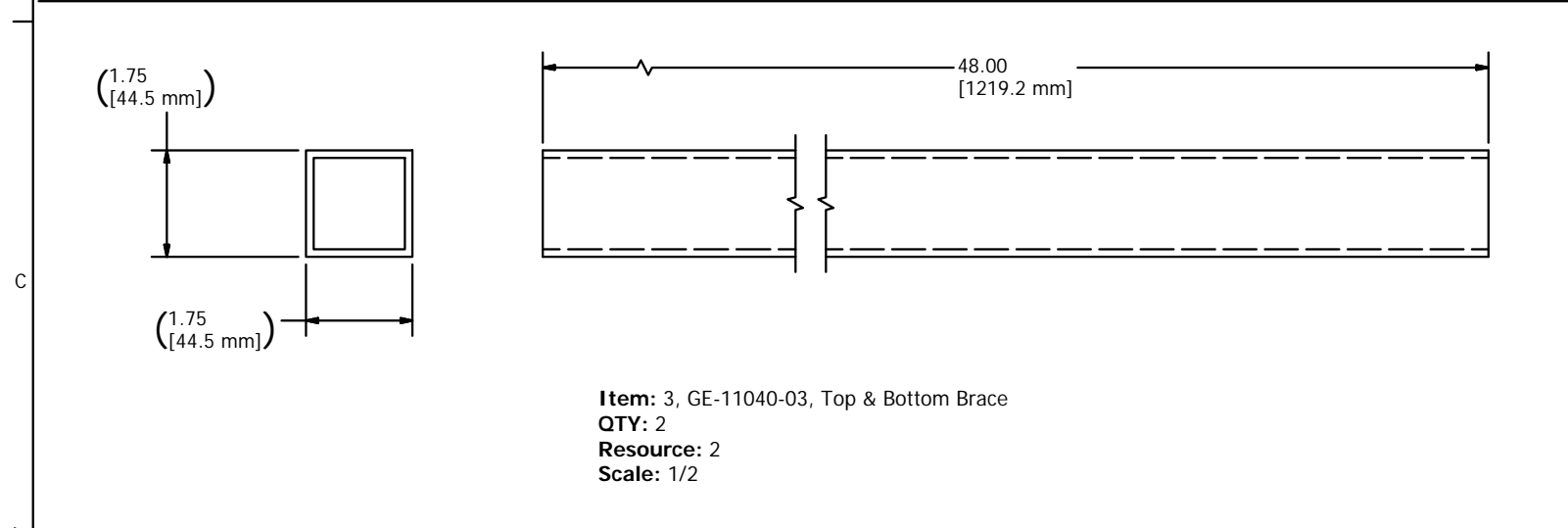
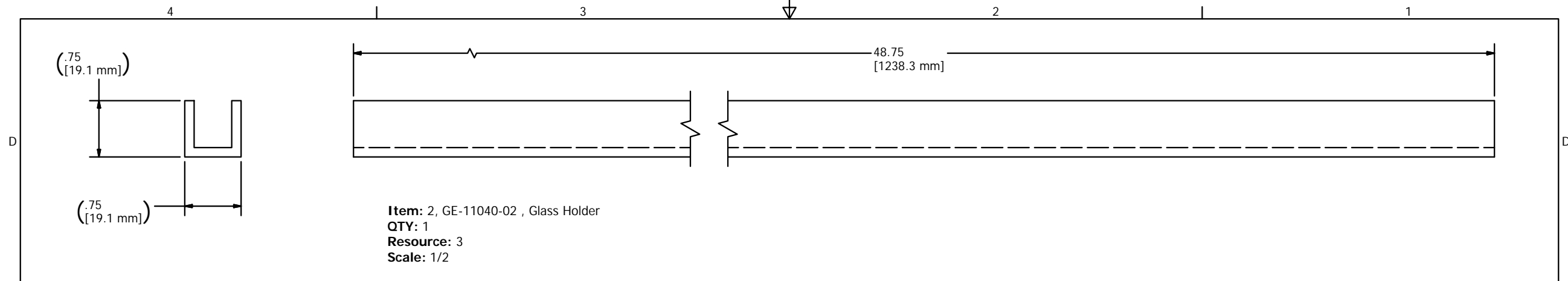
Flush when opened

DRAWN mcyr	9/30/2010	FIRST 200 Bedford Street, Manchester, NH 03101 (603) 666-3906 -- FAX (603) 666-3907	
CHECKED			
UNLESS OTHERWISE SPECIFIED		TITLE Modified End Panel, Corner	
TOLERANCES: (INCHES)			
FRAC.	+/- 1/32	SIZE	DWG NO
.00	+/- .01	C	GE-11041
.000	+/- .005	SCALE	REV
ANGULAR	+/- .25 Deg.		SHEET 6 OF 8



DETAIL G
SCALE 1 / 2

DRAWN mcyr	9/30/2010	FIRST 200 Bedford Street, Manchester, NH 03101 (603) 666-3906 -- FAX (603) 666-3907	
CHECKED			
UNLESS OTHERWISE SPECIFIED		TITLE Modified End Panel, Corner	
<i>TOLERANCES: (INCHES)</i>			
FRAC.	+/- 1/32	SIZE	DWG NO
.00	+/- .01	C	GE-11041
.000	+/- .005	SCALE	REV
ANGULAR	+/- .25 Deg.		SHEET 7 OF 8



DRAWN mcyr	9/30/2010	FIRST 200 Bedford Street, Manchester, NH 03101 (603) 666-3906 -- FAX (603) 666-3907	
CHECKED			
UNLESS OTHERWISE SPECIFIED		TITLE Modified End Panel, Corner	
<i>TOLERANCES: (INCHES)</i>			
FRAC.	+/- 1/32	SIZE	DWG NO
.00	+/- .01	C	GE-11041
.000	+/- .005	SCALE	REV
ANGULAR	+/- .25 Deg.		SHEET 8 OF 8

4 3 2 1

D

D

C

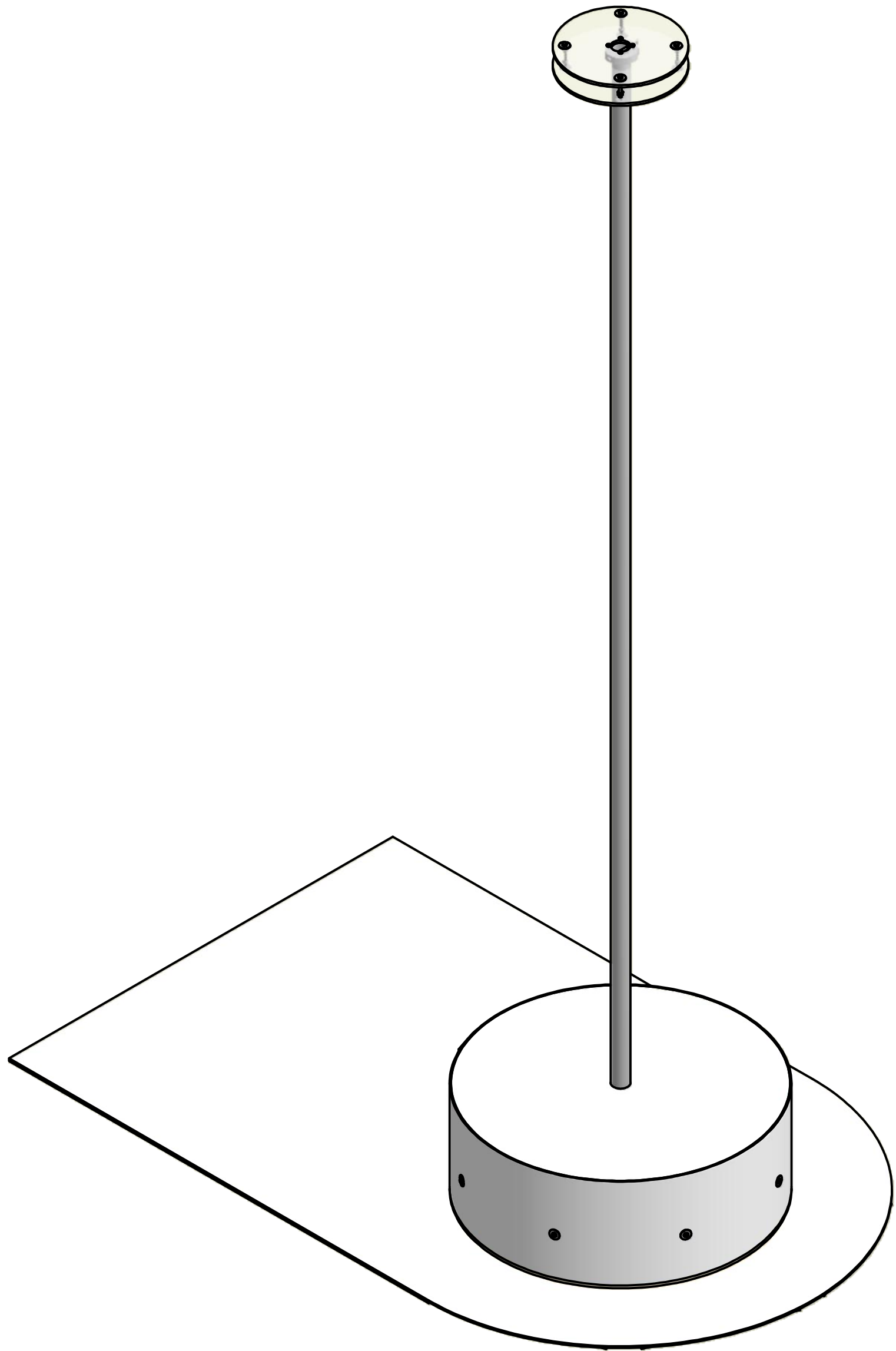
C

B

B

A

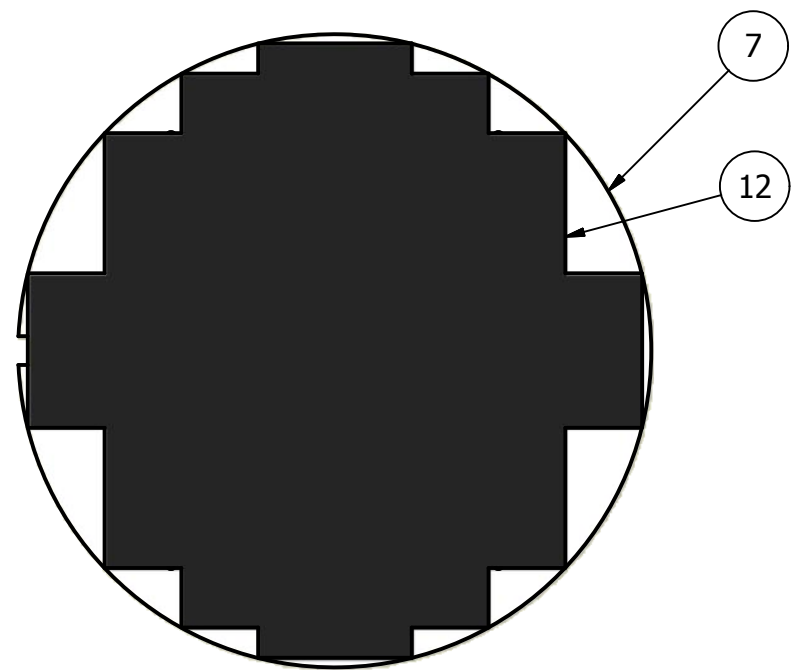
A



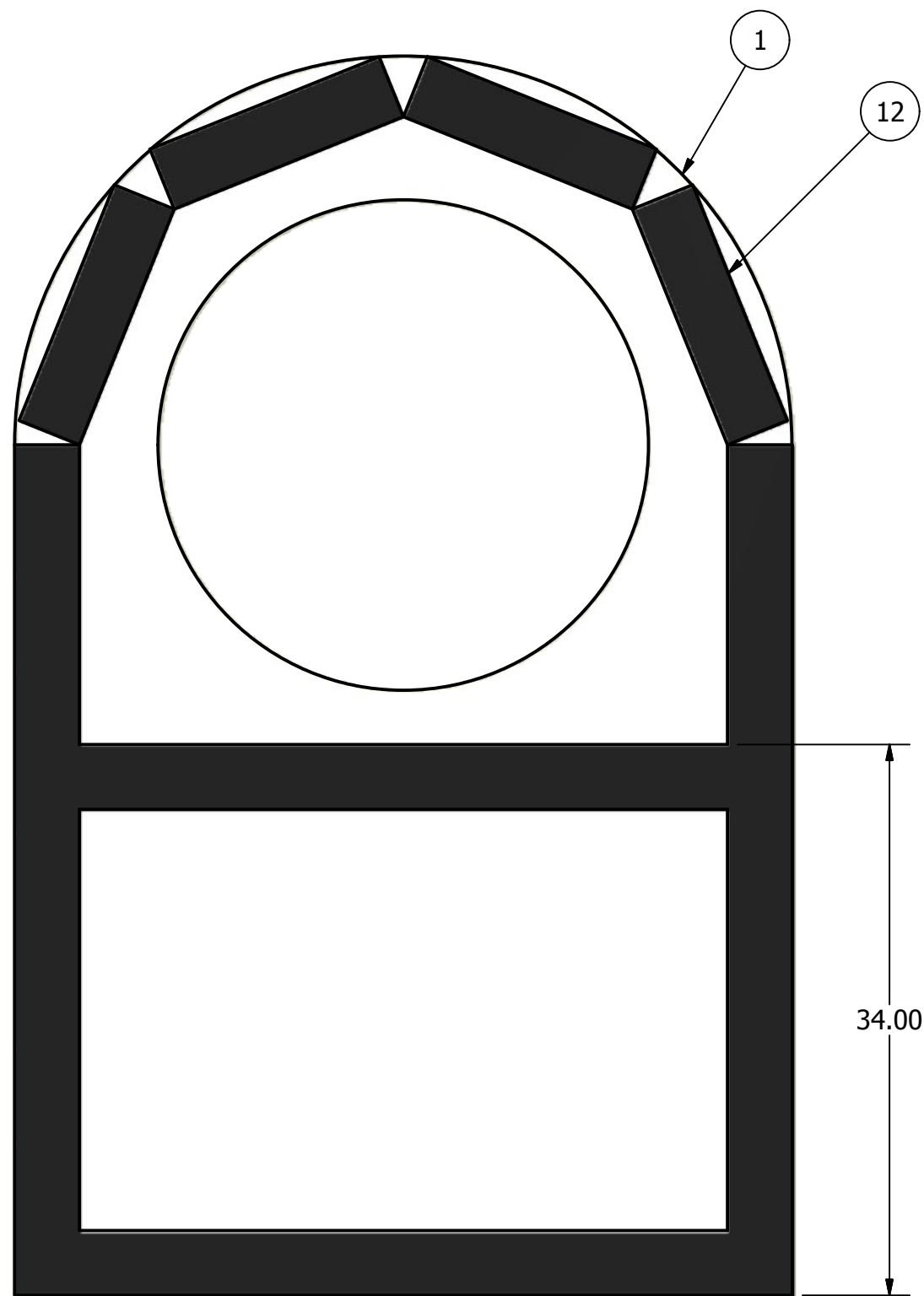
PARTS LIST			
ITEM	QTY	PART NUMBER	DESCRIPTION
1	1	GE-11026	Floor Protector
2	1	GE-11061	Pole
3	1	GE-11036	Sensor Plate Assembly
4	1	GE-11057	Base Top Plastic
5	1	GE-11056	Base Foam
6	1	GE-11050	Base Plastic Wrap
7	1	GE-11058	Base Assembly
8	10	HW-00056	BHCS 1/4-20 x 1"
9	10	HW-00021	Washer, Fender 1/4" Zinc Plate
10	1	HW-00062	HHCS 1/4-20 x 3.5"
11	1	HW-00011	1/4-20 Wing Nut
12	1		Velcro, Hook Adhesive Backed 4" Wide

DRAWN dfoster		12/28/2010		FIRST 200 Bedford Street, Manchester, NH 03101 (603) 666-3906 -- FAX (603) 666-3907		
CHECKED						
UNLESS OTHERWISE SPECIFIED				TITLE		
TOLERANCES: (INCHES)				Tower Assembly		
FRAC.	+/- 1/32		SIZE	DWG NO		REV
.00	+/- .01		C	GE-11049		
.000	+/- .005		SCALE			
ANGULAR	+/- .25 Deg.				SHEET 1 OF 3	

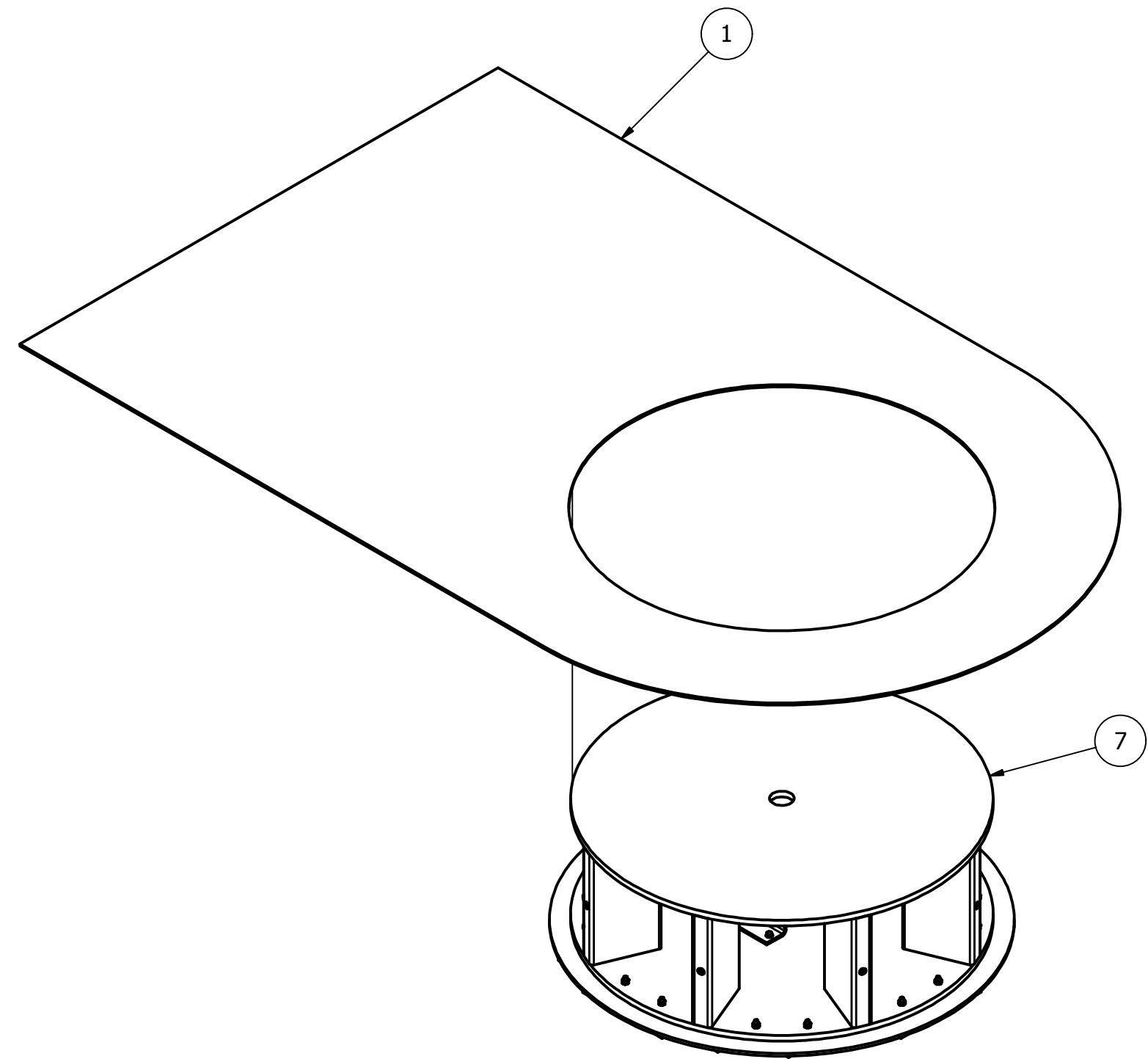
4 3 2 1



Add velcro to bottom of base assembly approximately as shown.



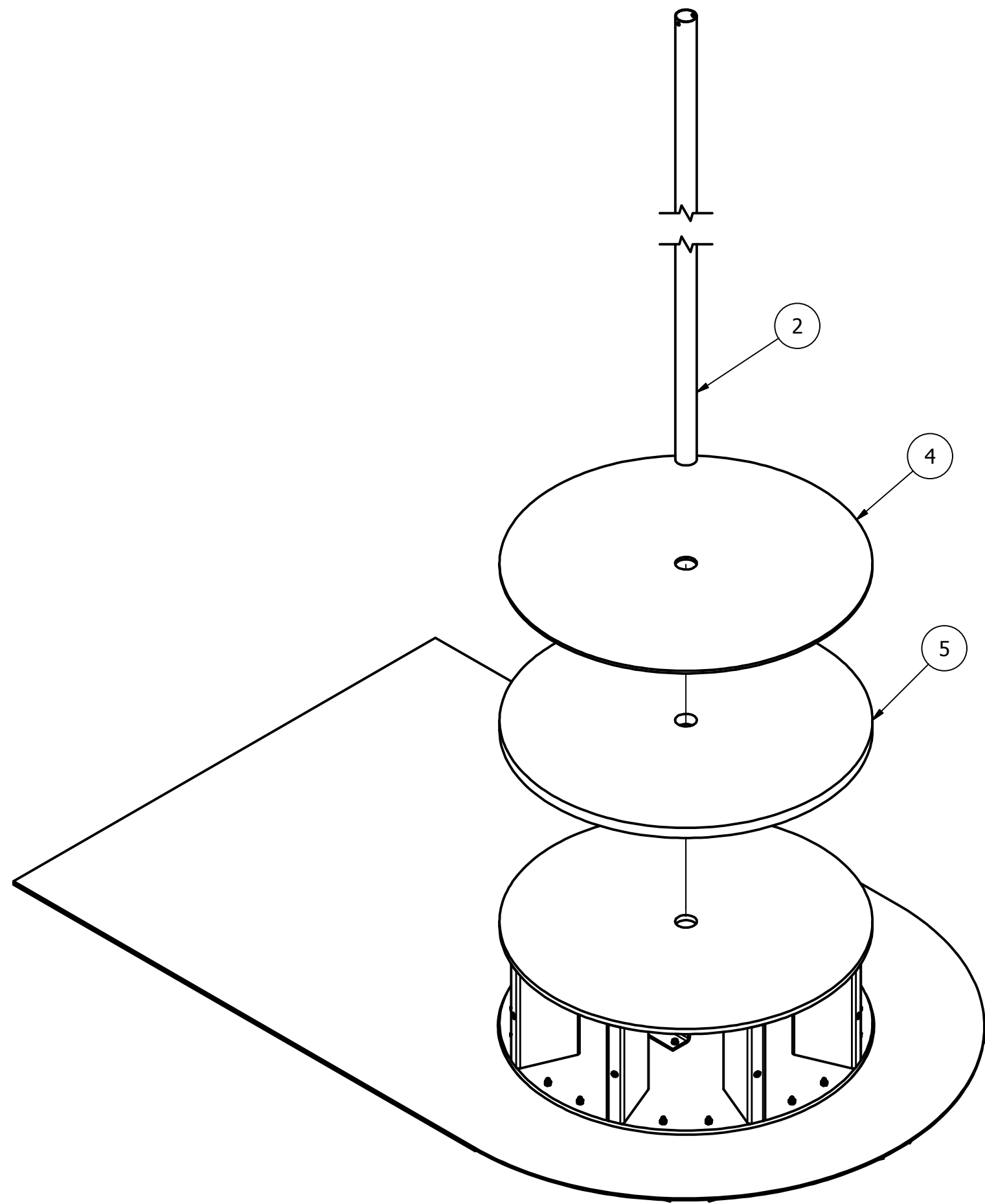
Add velcro to bottom of floor protector approximately as shown.



Assembly Instruction:

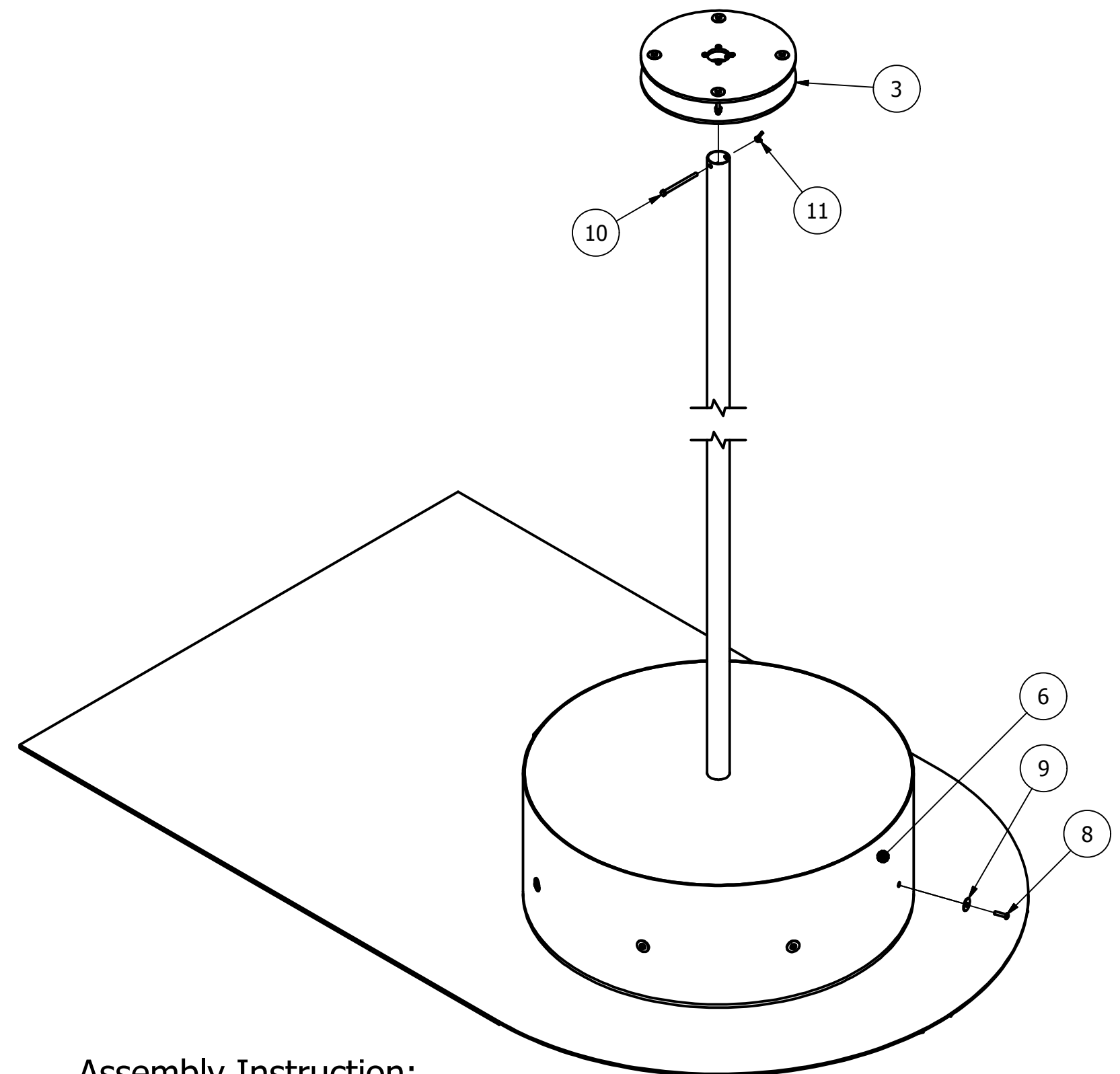
1. Position Item 7 on Carpet in its correct location on the field.
2. Lower Item 1 (velcro side facing carpet) so that the large hole is centered around Item 7

DRAWN dfoster	12/28/2010	FIRST 200 Bedford Street, Manchester, NH 03101 (603) 666-3906 -- FAX (603) 666-3907		
CHECKED				
UNLESS OTHERWISE SPECIFIED TOLERANCES: (INCHES)		TITLE Tower Assembly		
FRAC.	+/- 1/32	SIZE	DWG NO	REV
.00	+/- .01	C	GE-11049	
.000	+/- .005			
ANGULAR	+/- .25 Deg.	SCALE	SHEET 2 OF 3	



Assembly Instruction:

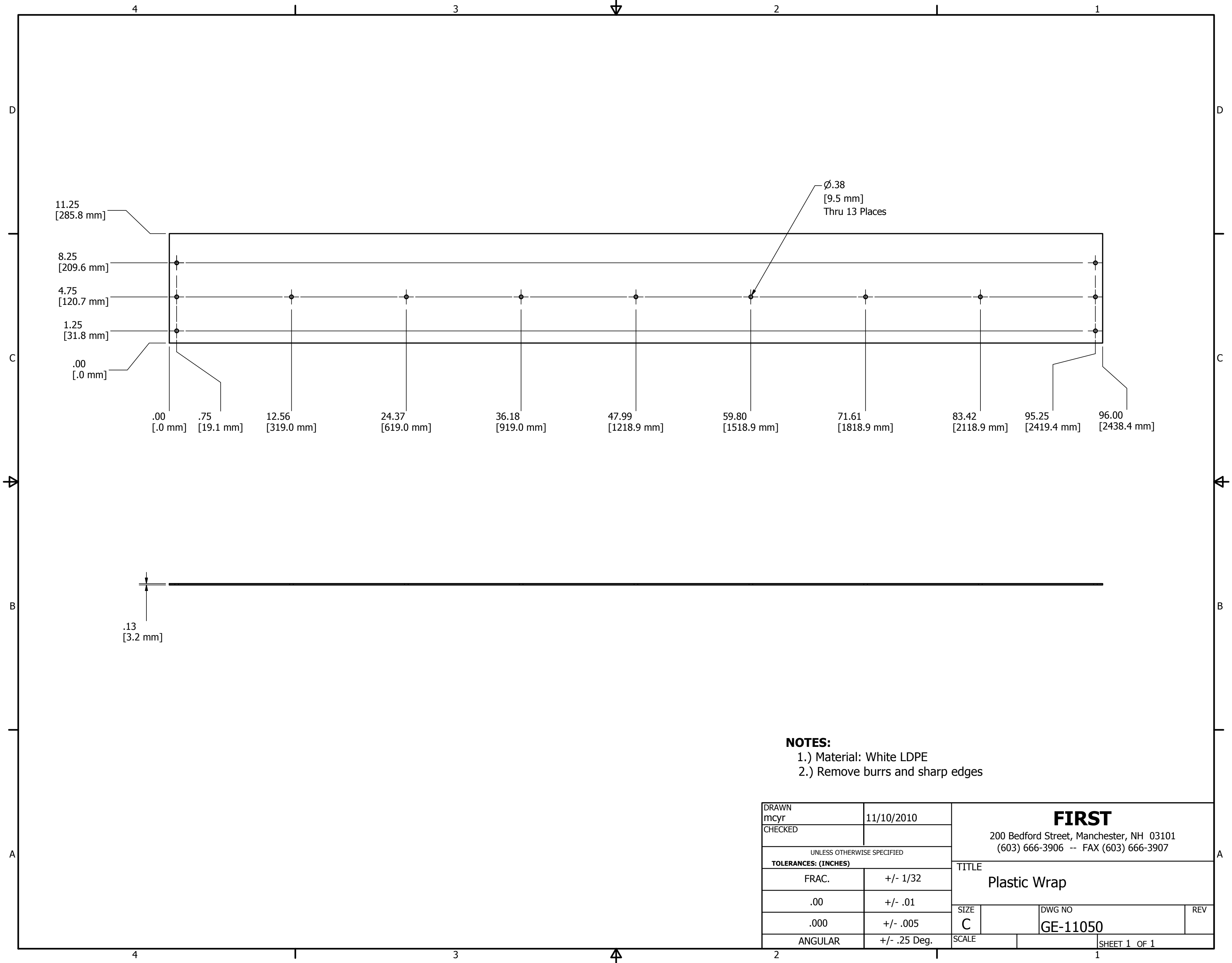
1. Place Item 5 onto Base assembly. Make sure hole in center is aligned to the hole in the base.
2. Repeat step 1 using Item 4.
3. Insert Item 2 through Items 4 and 5 and the Base Assembly. Pipe should fit into the EMT coupling. Tighten coupling.



Assembly Instruction:

1. Wrap Item 6 around Base Assembly. Use Items 8 and 9 to secure it to the base at appropriate locations.
2. Lower Item 3 so that the aluminum collar fits around EMT pole. Align hole in collar to the hole in the pole. Insert Item 10 and secure it with Item 11. (this step can be completed prior to insertion of pole into base)

DRAWN dfoster	12/28/2010	FIRST 200 Bedford Street, Manchester, NH 03101 (603) 666-3906 -- FAX (603) 666-3907		
CHECKED				
UNLESS OTHERWISE SPECIFIED TOLERANCES: (INCHES)		TITLE Tower Assembly		
FRAC.	+/- 1/32	SIZE	DWG NO	REV
.00	+/- .01	C	GE-11049	
.000	+/- .005	SCALE		
ANGULAR	+/- .25 Deg.			SHEET 3 OF 3



11.25
[285.8 mm]

8.25
[209.6 mm]

4.75
[120.7 mm]

1.25
[31.8 mm]

.00
[.0 mm]

.00
[.0 mm]

.75
[19.1 mm]

12.56
[319.0 mm]

24.37
[619.0 mm]

36.18
[919.0 mm]

47.99
[1218.9 mm]

59.80
[1518.9 mm]

71.61
[1818.9 mm]

83.42
[2118.9 mm]

95.25
[2419.4 mm]

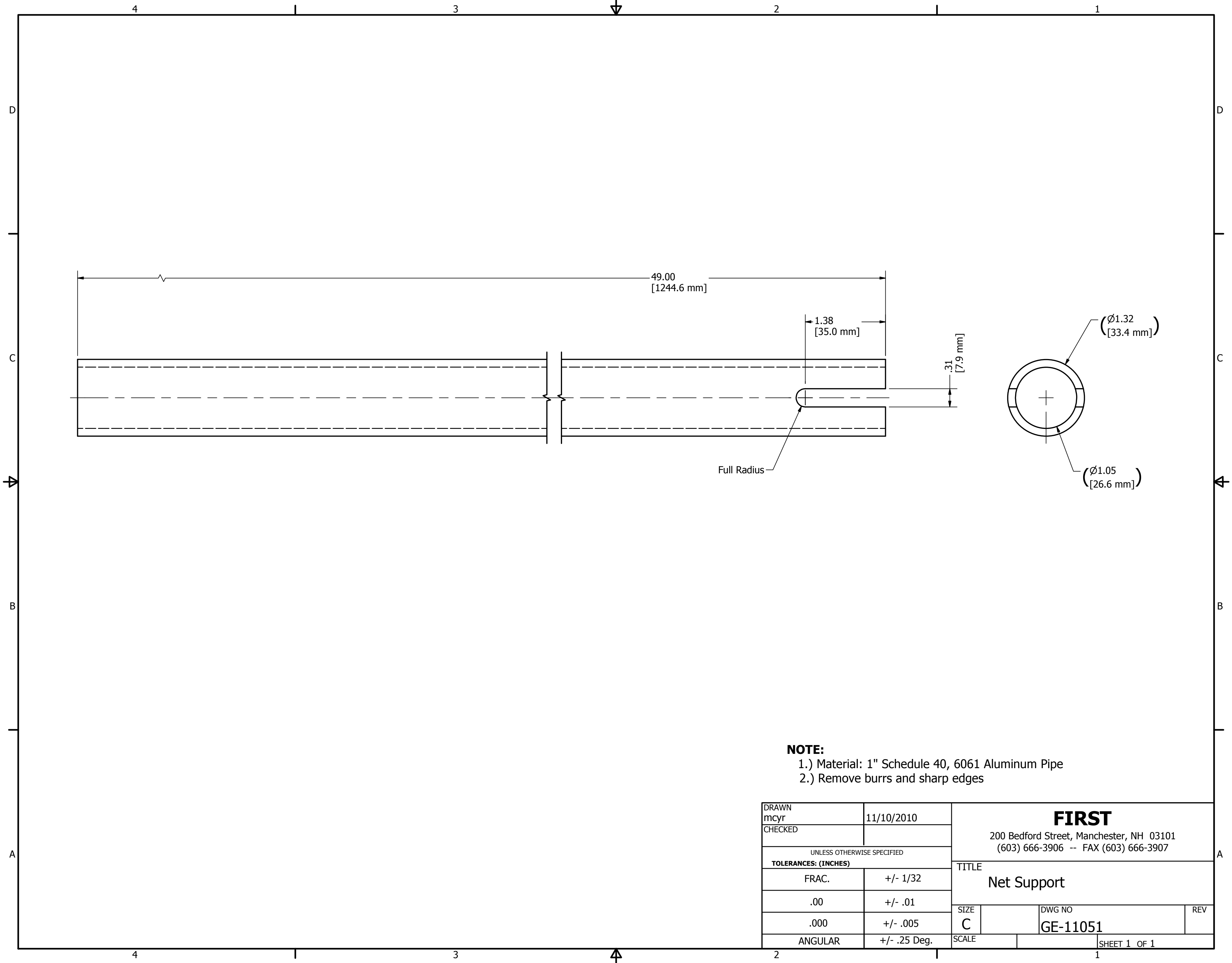
96.00
[2438.4 mm]

Ø.38
[9.5 mm]
Thru 13 Places

.13
[3.2 mm]

- NOTES:**
 1.) Material: White LDPE
 2.) Remove burrs and sharp edges

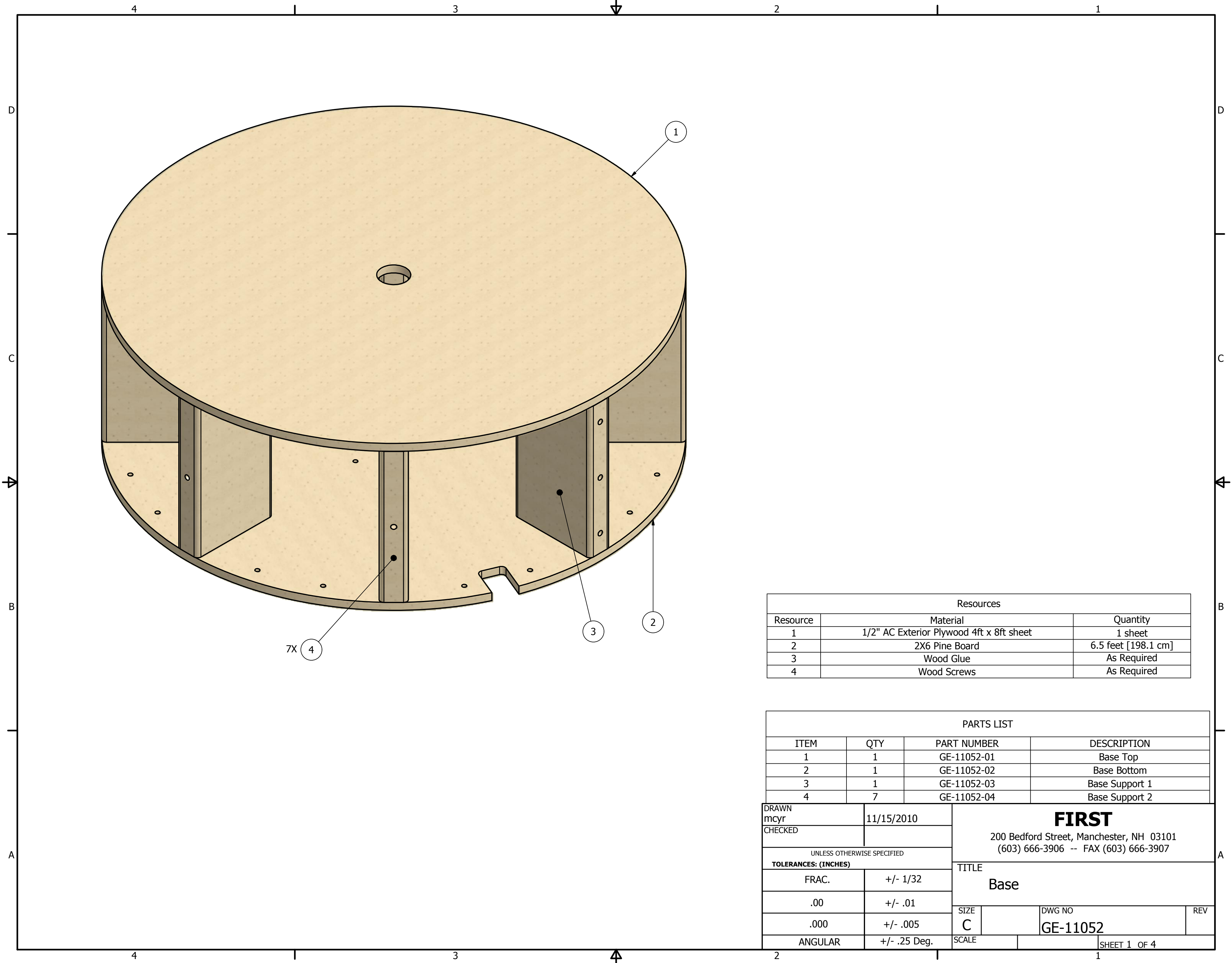
DRAWN mcyr	11/10/2010	FIRST 200 Bedford Street, Manchester, NH 03101 (603) 666-3906 -- FAX (603) 666-3907		
CHECKED				
UNLESS OTHERWISE SPECIFIED TOLERANCES: (INCHES)		TITLE Plastic Wrap		
FRAC.	+/- 1/32	SIZE	DWG NO	REV
.00	+/- .01	C	GE-11050	
.000	+/- .005	SCALE		
ANGULAR	+/- .25 Deg.			SHEET 1 OF 1



NOTE:

- 1.) Material: 1" Schedule 40, 6061 Aluminum Pipe
- 2.) Remove burrs and sharp edges

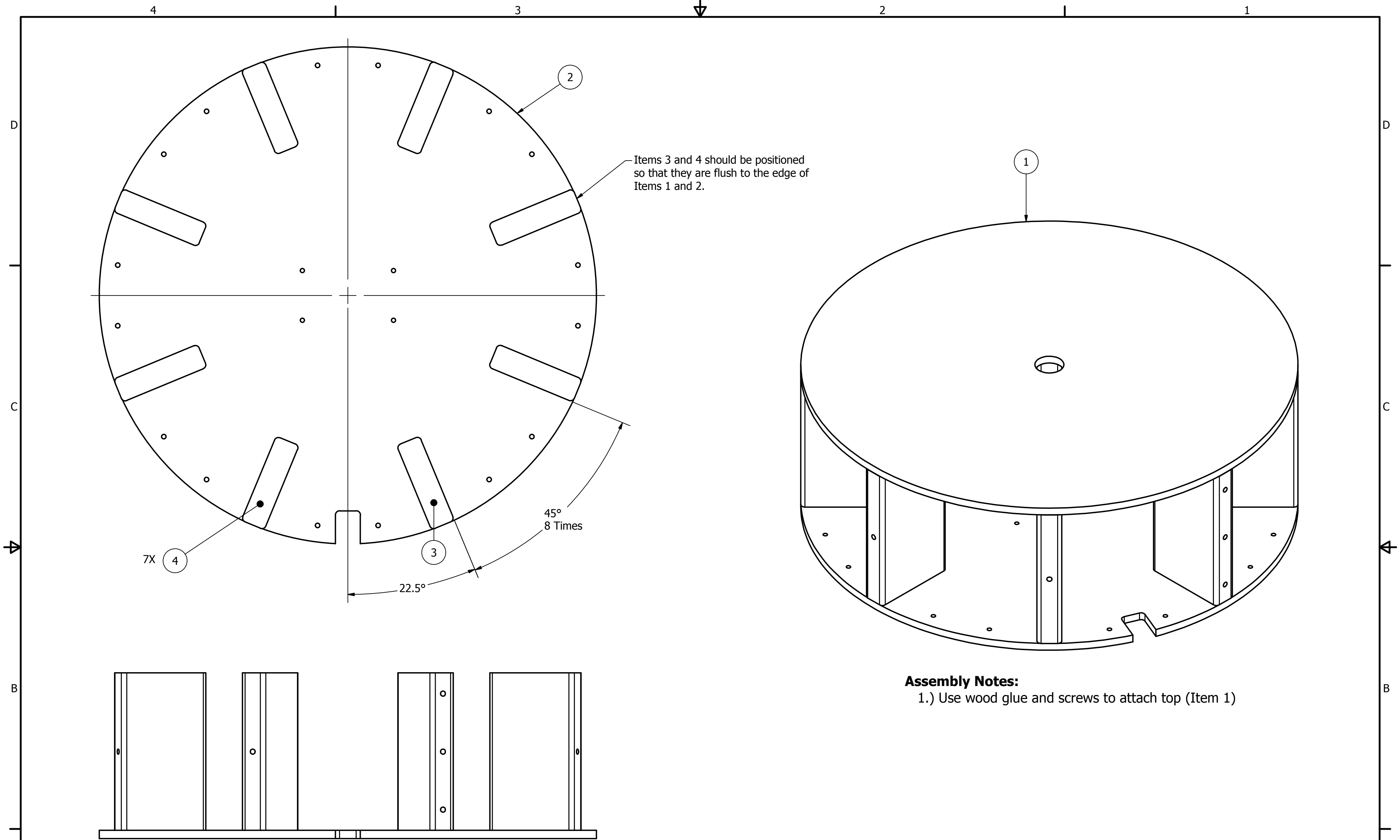
DRAWN mcyr	11/10/2010	FIRST 200 Bedford Street, Manchester, NH 03101 (603) 666-3906 -- FAX (603) 666-3907		
CHECKED				
UNLESS OTHERWISE SPECIFIED TOLERANCES: (INCHES)		TITLE Net Support		
FRAC.	+/- 1/32	SIZE	DWG NO	REV
.00	+/- .01	C	GE-11051	
.000	+/- .005	SCALE		
ANGULAR	+/- .25 Deg.			SHEET 1 OF 1



Resources		
Resource	Material	Quantity
1	1/2" AC Exterior Plywood 4ft x 8ft sheet	1 sheet
2	2X6 Pine Board	6.5 feet [198.1 cm]
3	Wood Glue	As Required
4	Wood Screws	As Required

PARTS LIST			
ITEM	QTY	PART NUMBER	DESCRIPTION
1	1	GE-11052-01	Base Top
2	1	GE-11052-02	Base Bottom
3	1	GE-11052-03	Base Support 1
4	7	GE-11052-04	Base Support 2

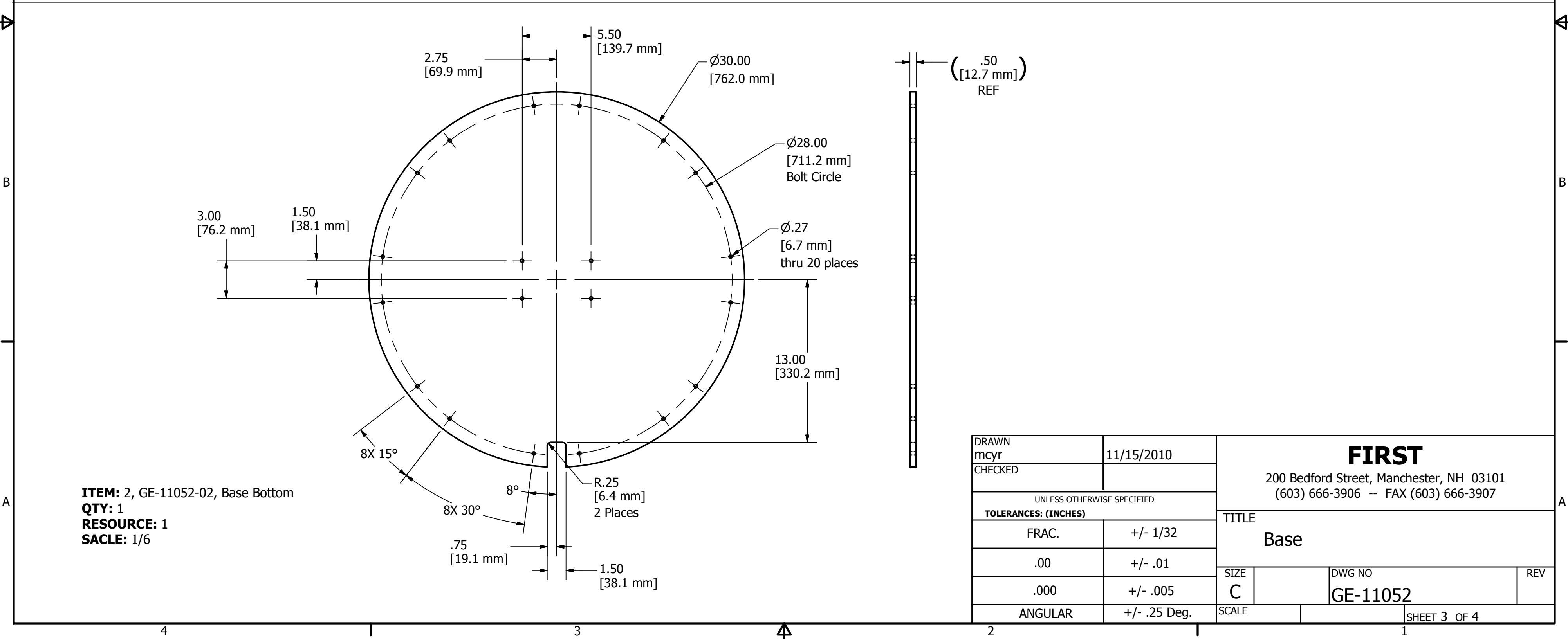
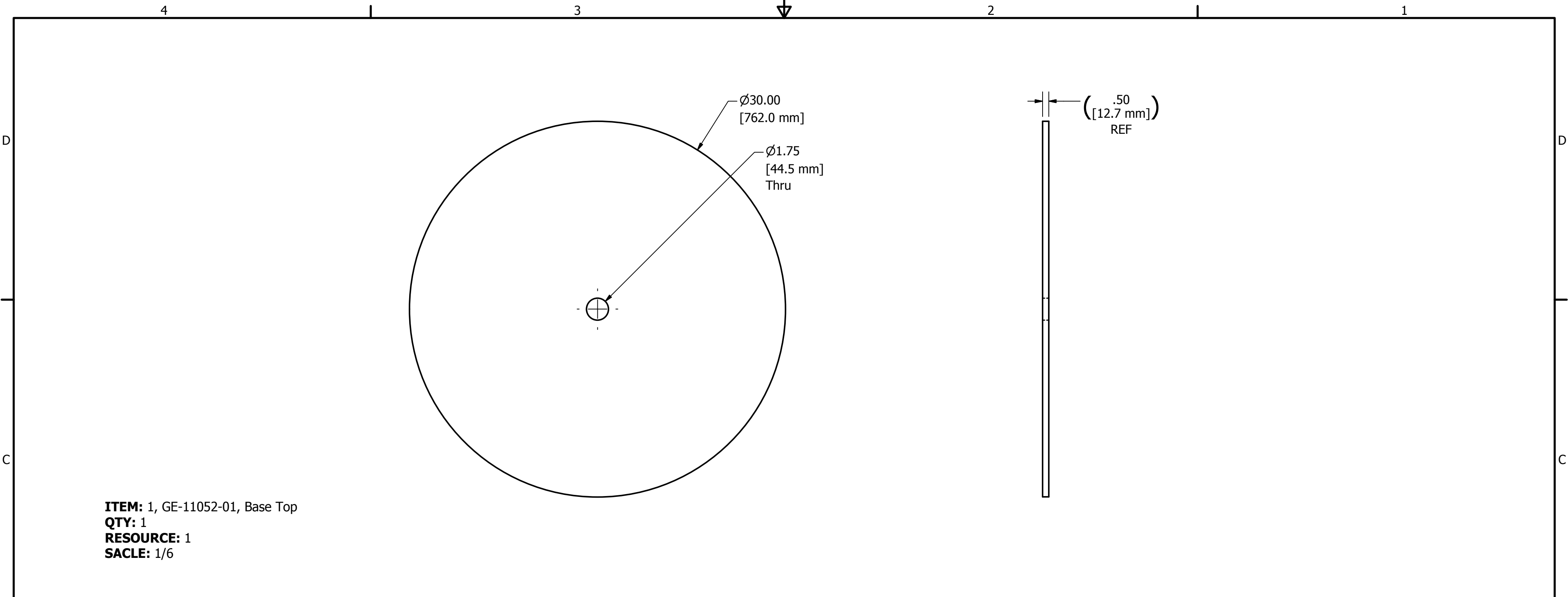
DRAWN mcyr	11/15/2010	FIRST 200 Bedford Street, Manchester, NH 03101 (603) 666-3906 -- FAX (603) 666-3907		
CHECKED				
UNLESS OTHERWISE SPECIFIED TOLERANCES: (INCHES)		TITLE Base		
FRAC.	+/- 1/32	SIZE	DWG NO	REV
.00	+/- .01	C	GE-11052	
.000	+/- .005	SCALE		
ANGULAR	+/- .25 Deg.			SHEET 1 OF 4

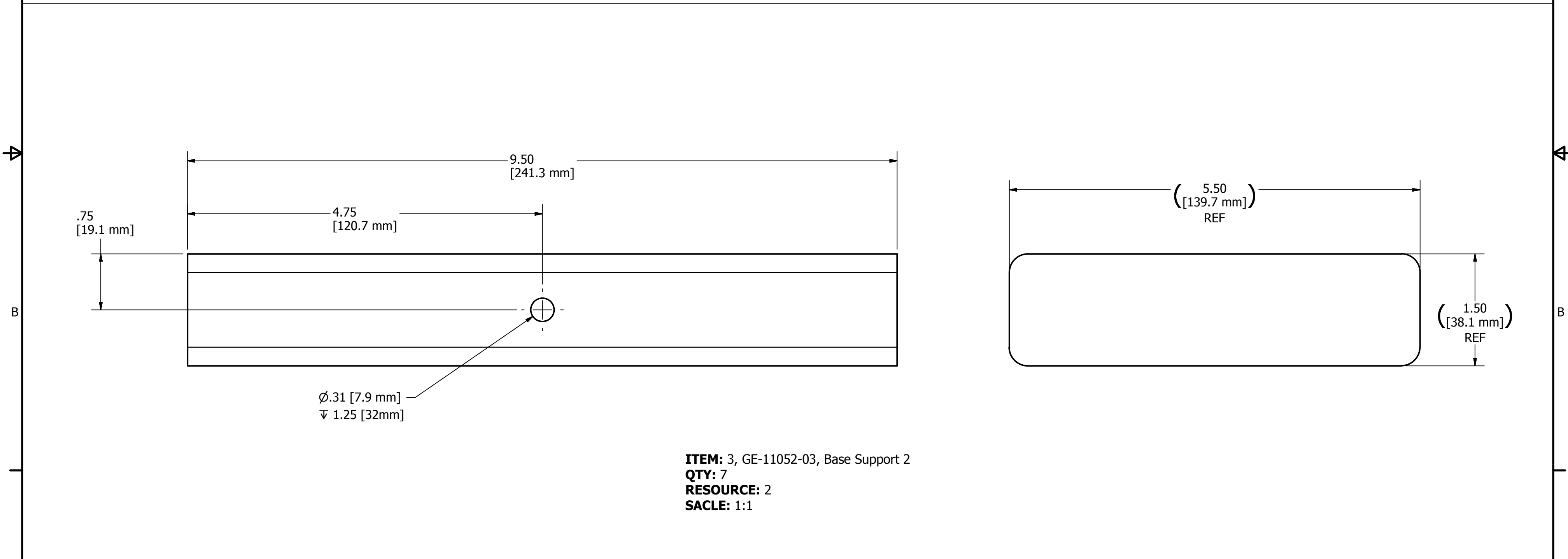
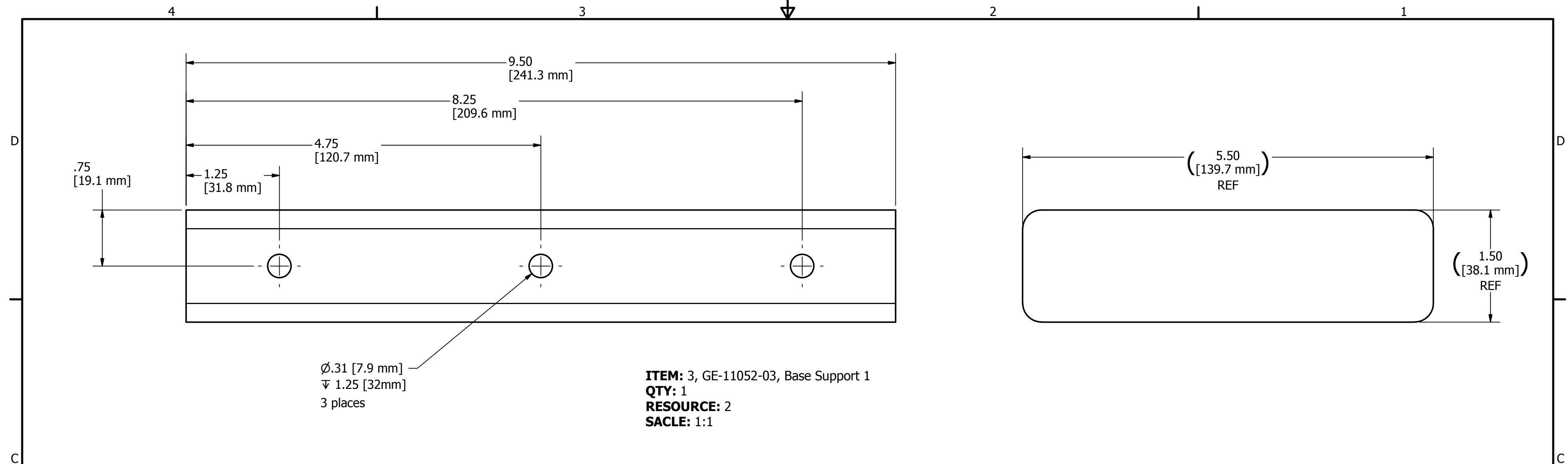


Assembly Notes:
 1.) Use wood glue and screws to attach supports (Items 3 and 4) to base bottom (Item 2)

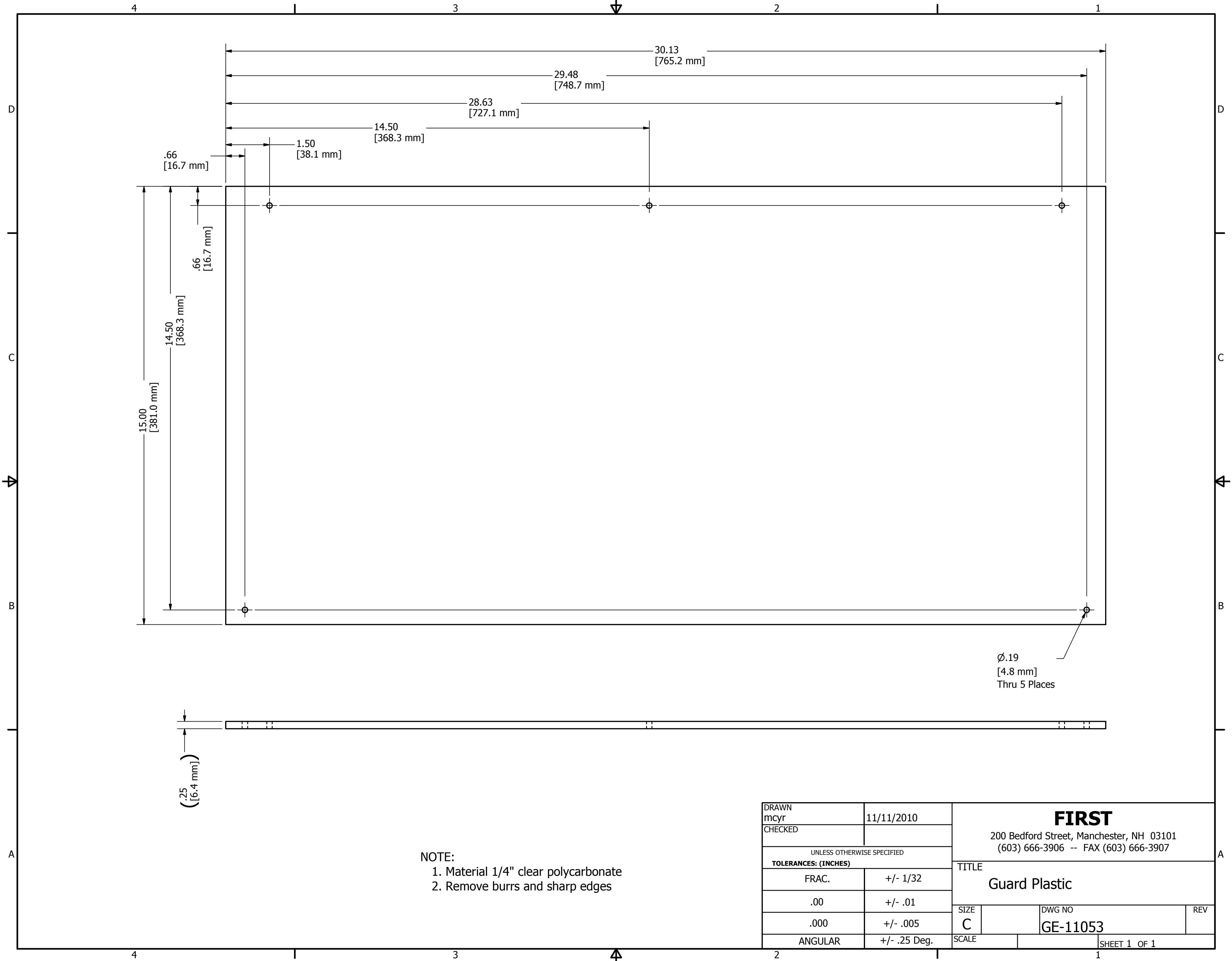
Assembly Notes:
 1.) Use wood glue and screws to attach top (Item 1)

DRAWN mcyr	11/15/2010	FIRST 200 Bedford Street, Manchester, NH 03101 (603) 666-3906 -- FAX (603) 666-3907		
CHECKED				
UNLESS OTHERWISE SPECIFIED		TITLE		
TOLERANCES: (INCHES)		Base		
FRAC.	+/- 1/32	SIZE	DWG NO	REV
.00	+/- .01	C	GE-11052	
.000	+/- .005	SCALE	SHEET 2 OF 4	
ANGULAR	+/- .25 Deg.			



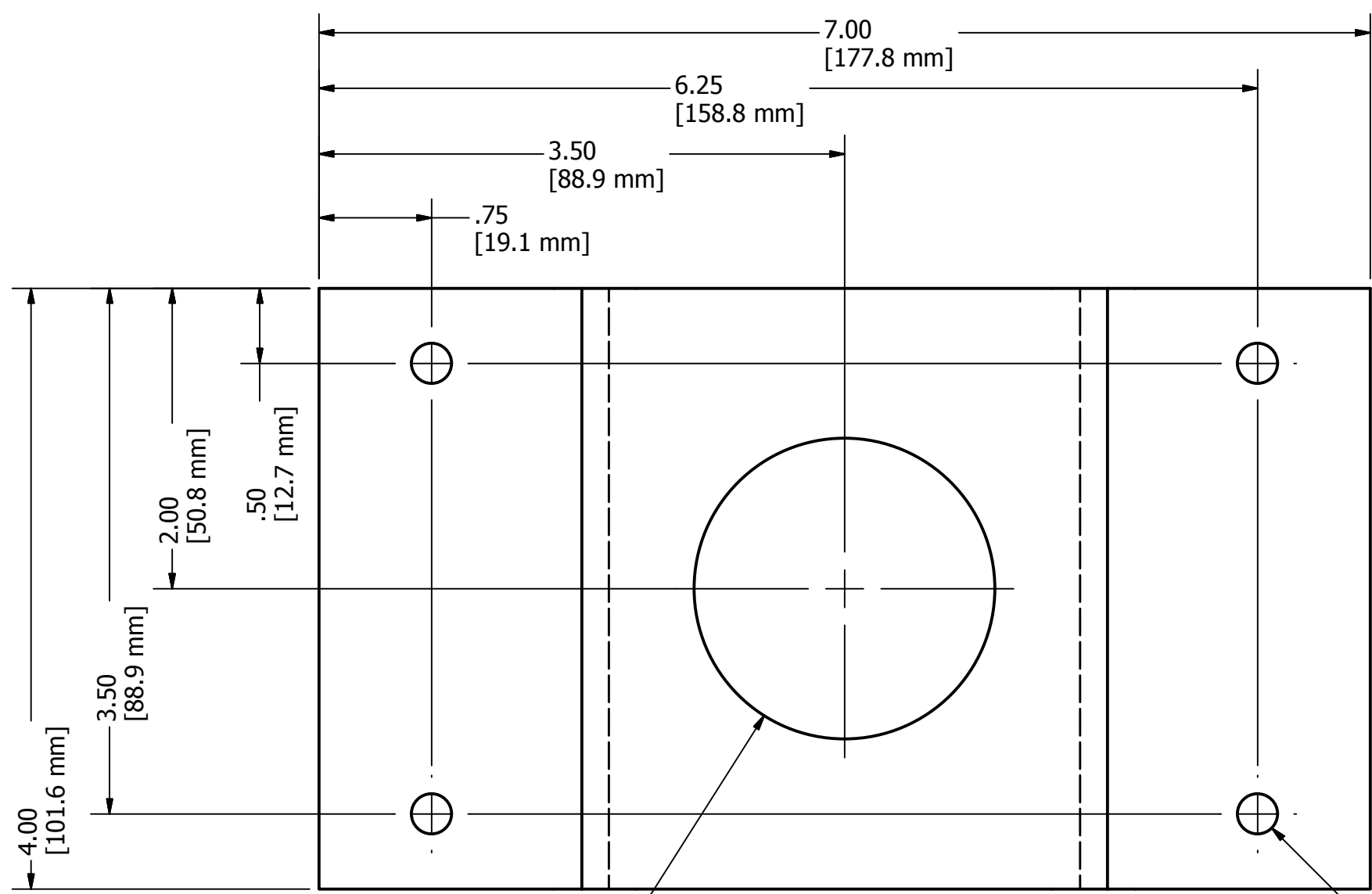


DRAWN mcyr	11/15/2010	FIRST 200 Bedford Street, Manchester, NH 03101 (603) 666-3906 -- FAX (603) 666-3907		
CHECKED				
UNLESS OTHERWISE SPECIFIED		TITLE		
TOLERANCES: (INCHES)		Base		
FRAC.	+/- 1/32	SIZE	DWG NO	REV
.00	+/- .01	C	GE-11052	
.000	+/- .005	SCALE	SHEET 4 OF 4	
ANGULAR	+/- .25 Deg.			



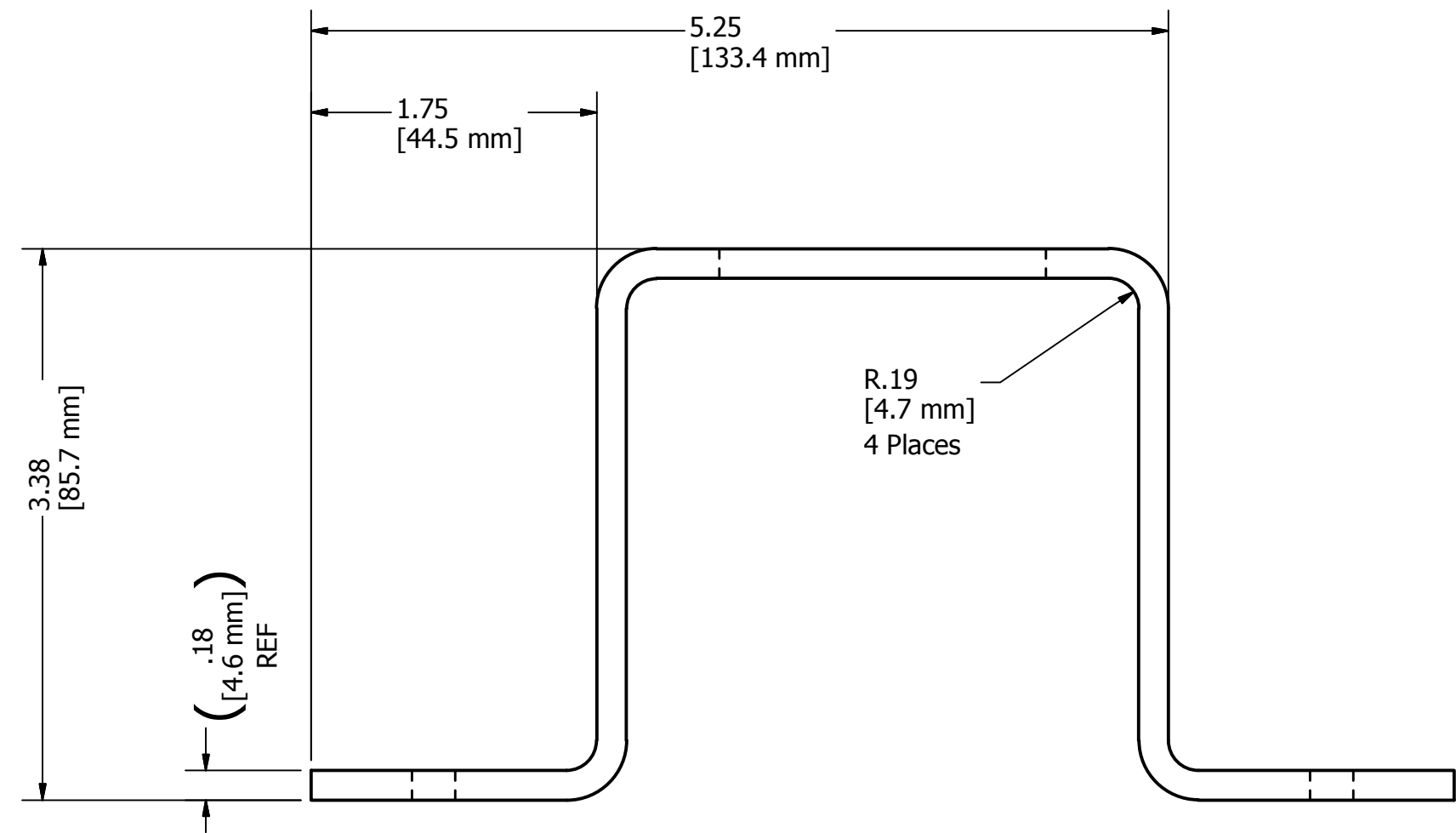
NOTE:
 1. Material 1/4" clear polycarbonate
 2. Remove burrs and sharp edges

DRAWN mcyr	11/11/2010	FIRST 200 Bedford Street, Manchester, NH 03101 (603) 666-3906 -- FAX (603) 666-3907		
CHECKED				
UNLESS OTHERWISE SPECIFIED TOLERANCES: (INCHES)		TITLE Guard Plastic		
FRAC.	+/- 1/32	SIZE	DWG NO	REV
.00	+/- .01	C	GE-11053	
.000	+/- .005			
ANGULAR	+/- .25 Deg.	SCALE	SHEET 1 OF 1	



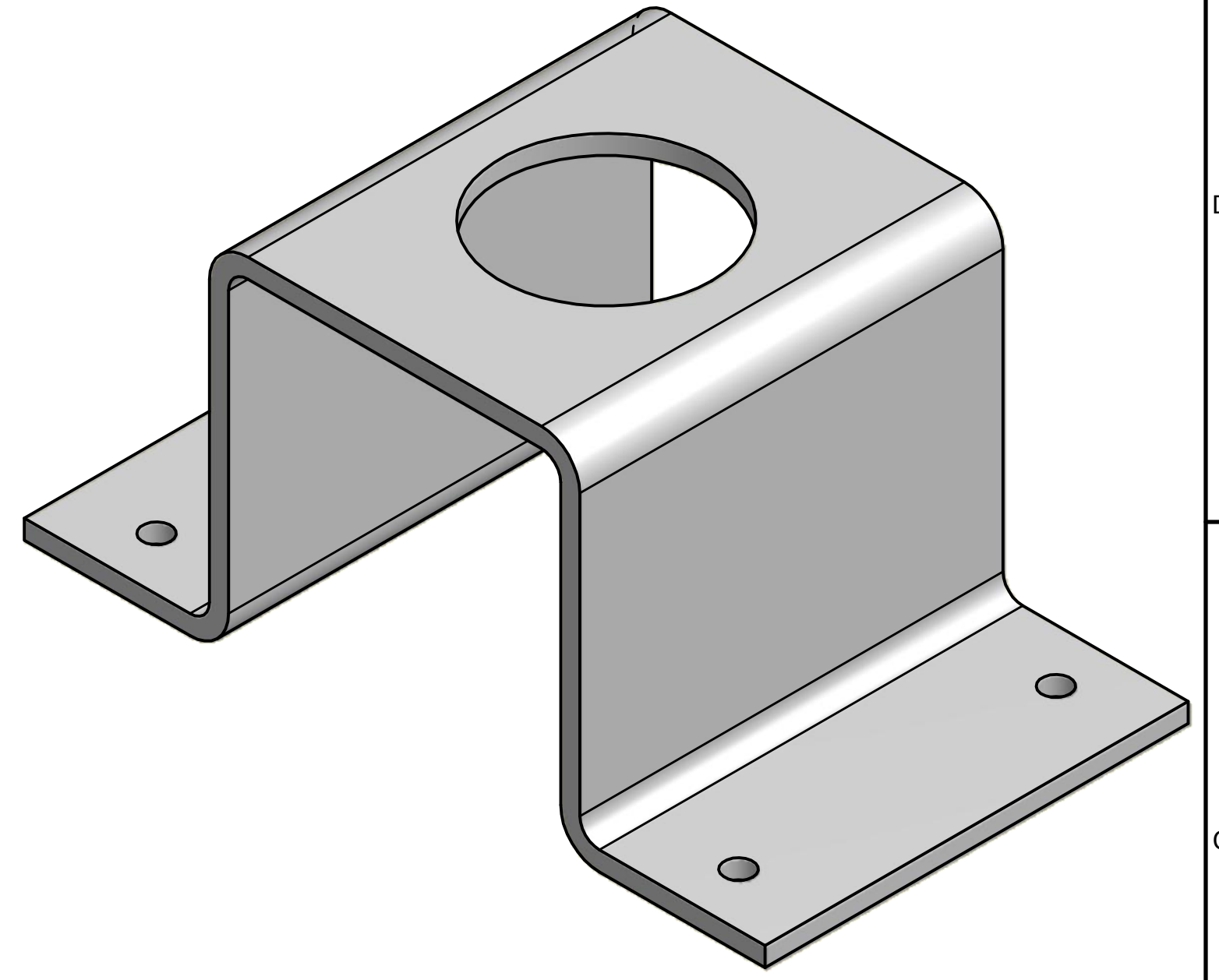
Ø2.00
[50.8 mm]
Thru

Ø.27
[6.7 mm]
Thru 4 Places



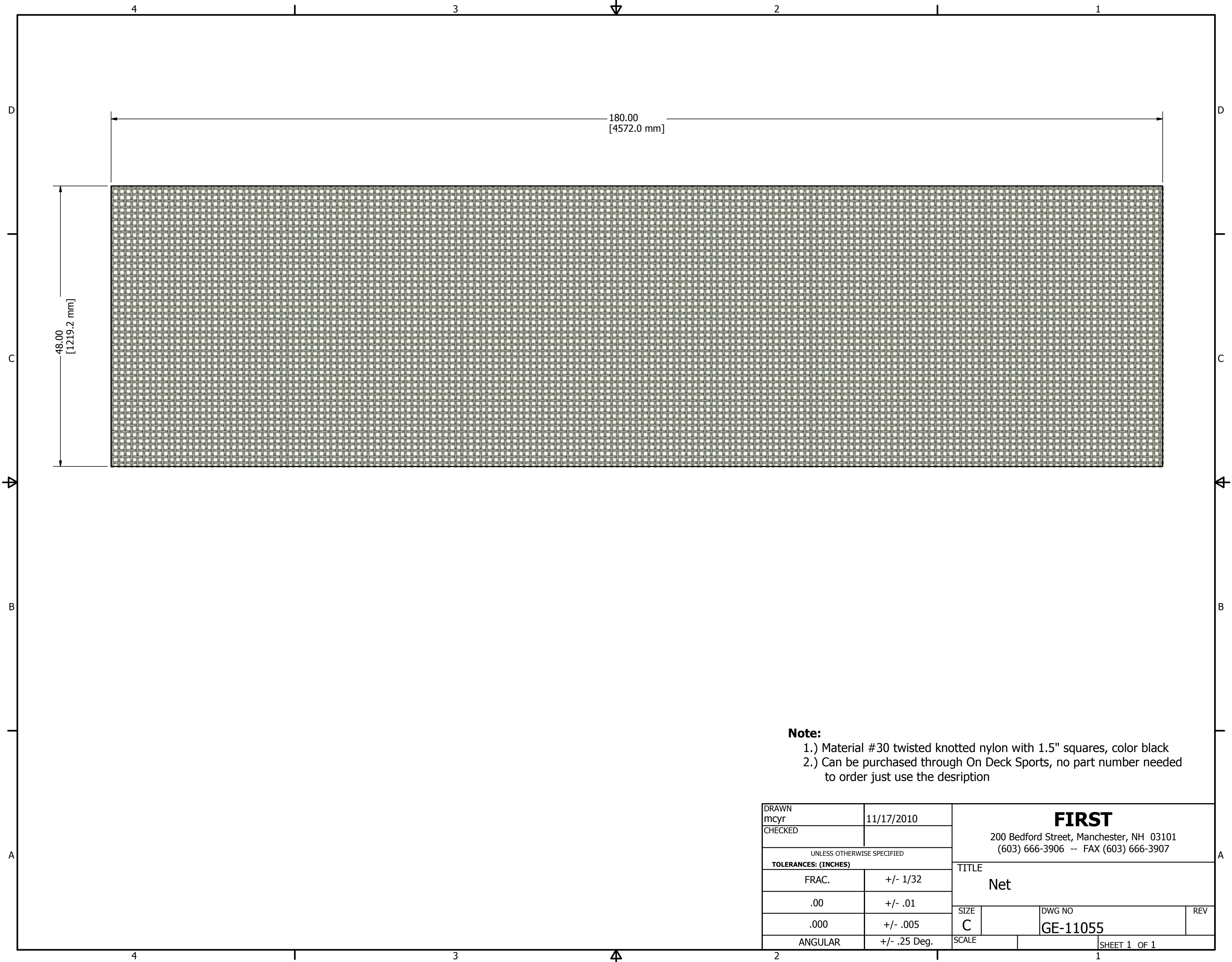
R.19
[4.7 mm]
4 Places

.18
[4.6 mm]
REF



NOTE:
1.) Material: 5 gage 5052 Aluminum
2.) Remove burrs and sharp edges

DRAWN mcyr	11/15/2010	FIRST 200 Bedford Street, Manchester, NH 03101 (603) 666-3906 -- FAX (603) 666-3907		
CHECKED				
UNLESS OTHERWISE SPECIFIED TOLERANCES: (INCHES)		TITLE Bracket		
FRAC.	+/- 1/32	SIZE	DWG NO	REV
.00	+/- .01	C	GE-11054	
.000	+/- .005	SCALE		
ANGULAR	+/- .25 Deg.			SHEET 1 OF 1



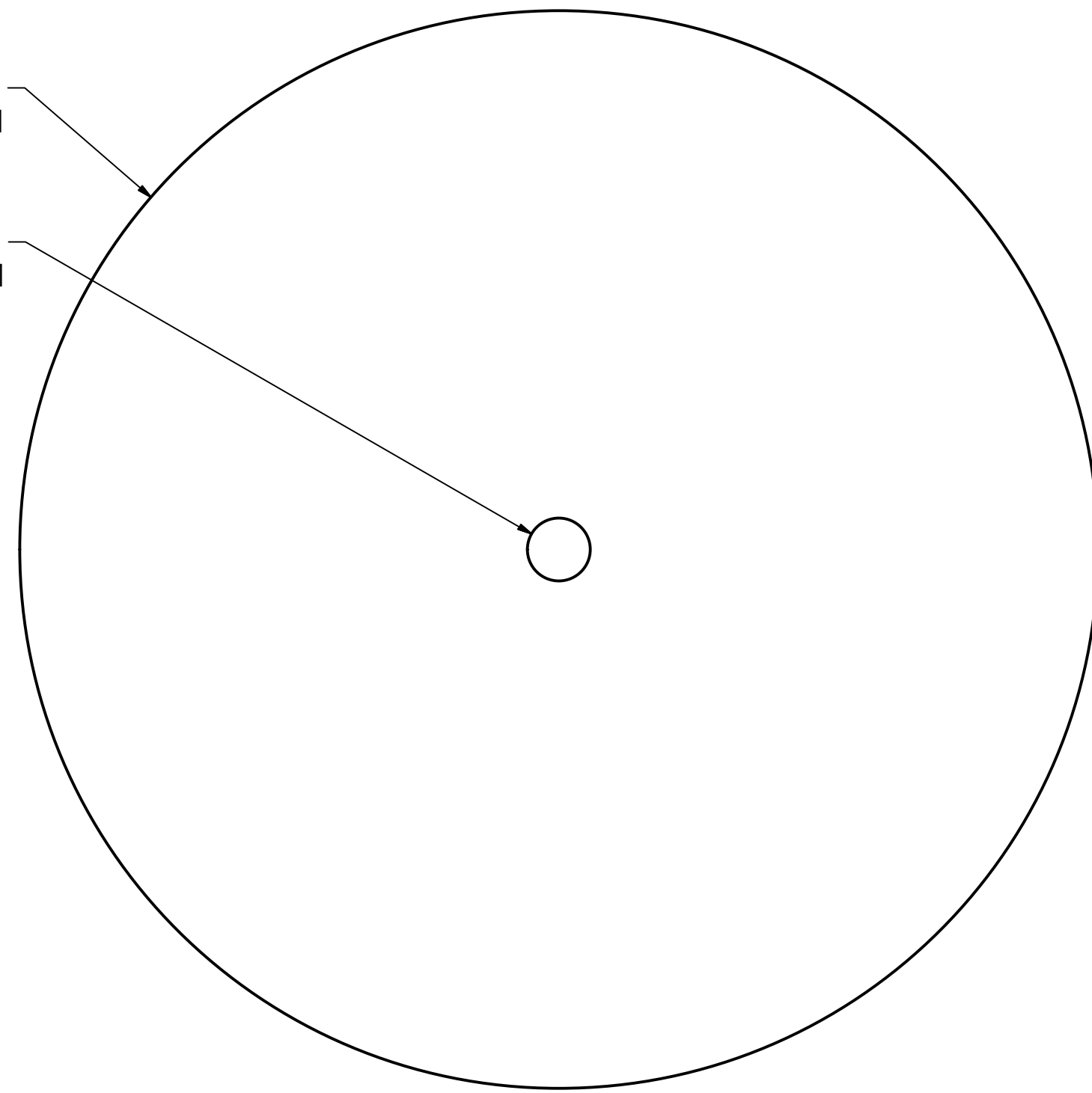
Note:

- 1.) Material #30 twisted knotted nylon with 1.5" squares, color black
- 2.) Can be purchased through On Deck Sports, no part number needed to order just use the description

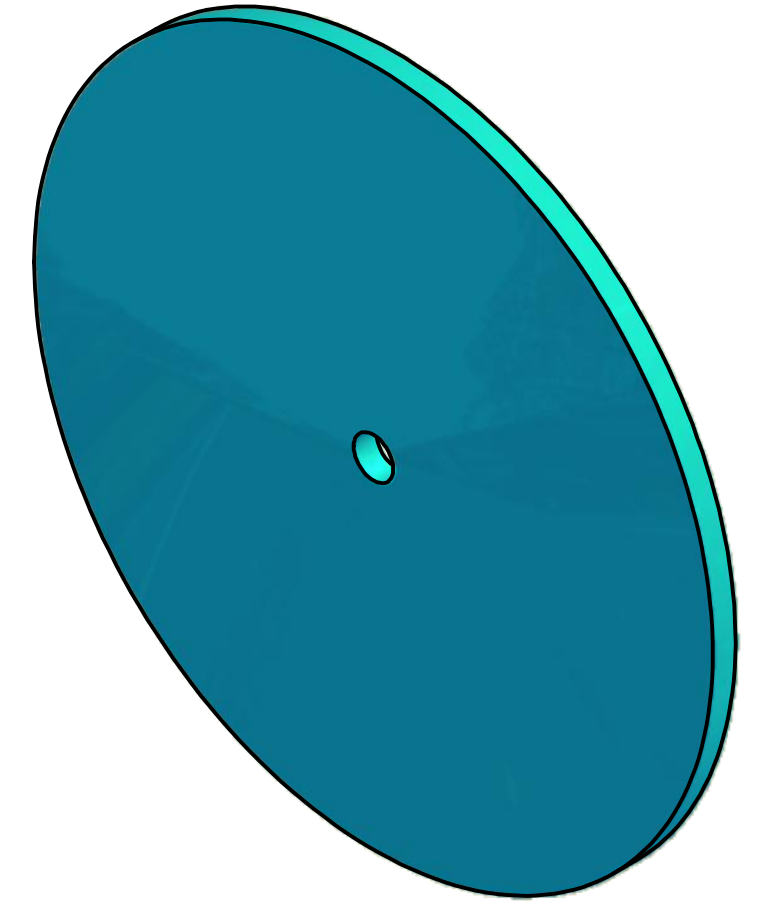
DRAWN mcyr	11/17/2010	FIRST 200 Bedford Street, Manchester, NH 03101 (603) 666-3906 -- FAX (603) 666-3907		
CHECKED				
UNLESS OTHERWISE SPECIFIED TOLERANCES: (INCHES)		TITLE Net		
FRAC.	+/- 1/32			
.00	+/- .01	SIZE	DWG NO	REV
.000	+/- .005	C	GE-11055	
ANGULAR	+/- .25 Deg.	SCALE	SHEET 1 OF 1	

Ø30.00
[762.0 mm]

Ø1.75
[44.5 mm]



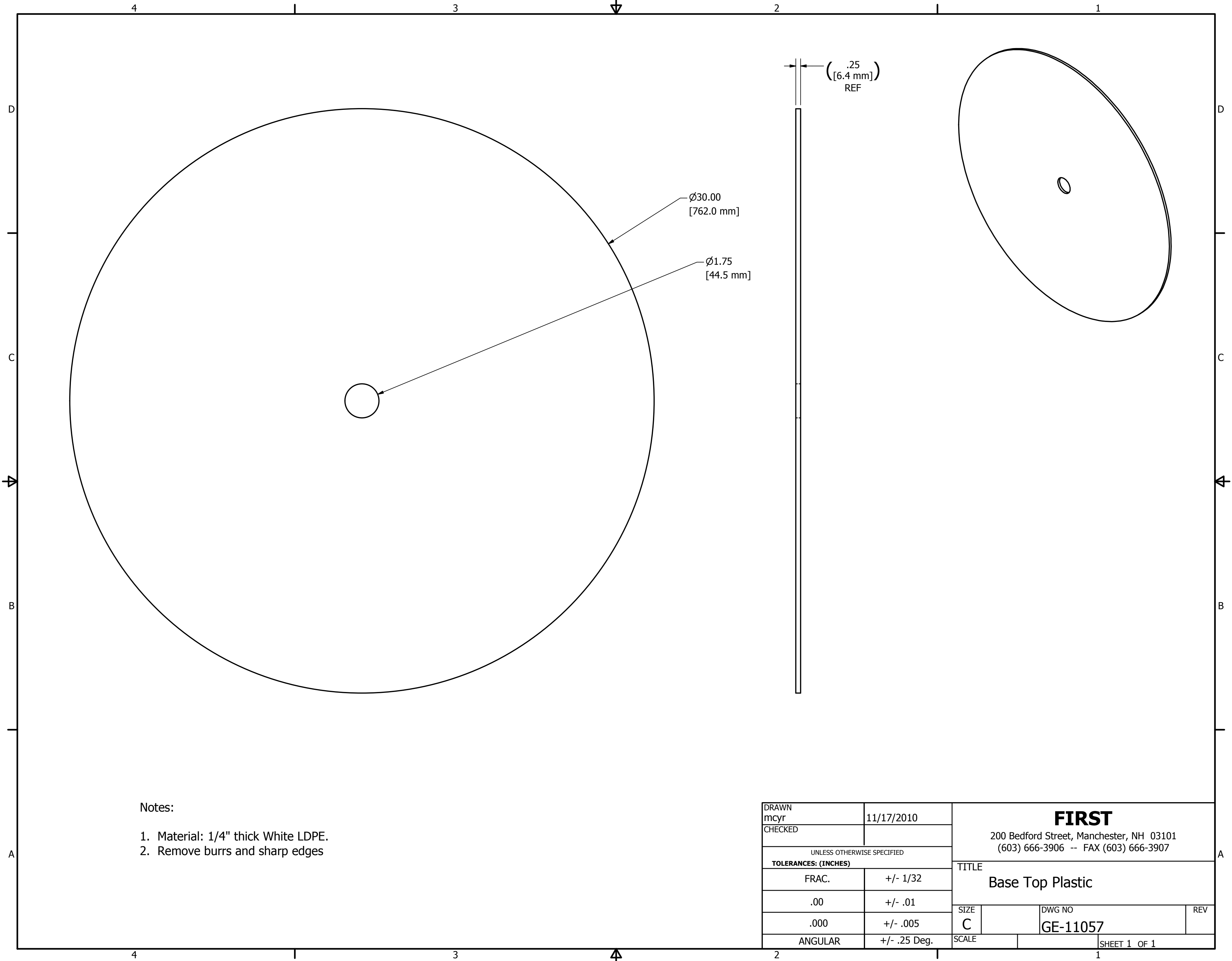
1.00
[25.4 mm]
REF



Note:

- 1.) Material 1" Memory Foam
Overstock.com Memory Foam 1 inch mattress topper
Buy.com "Mem-cool" 1" Memory foam mattress topper

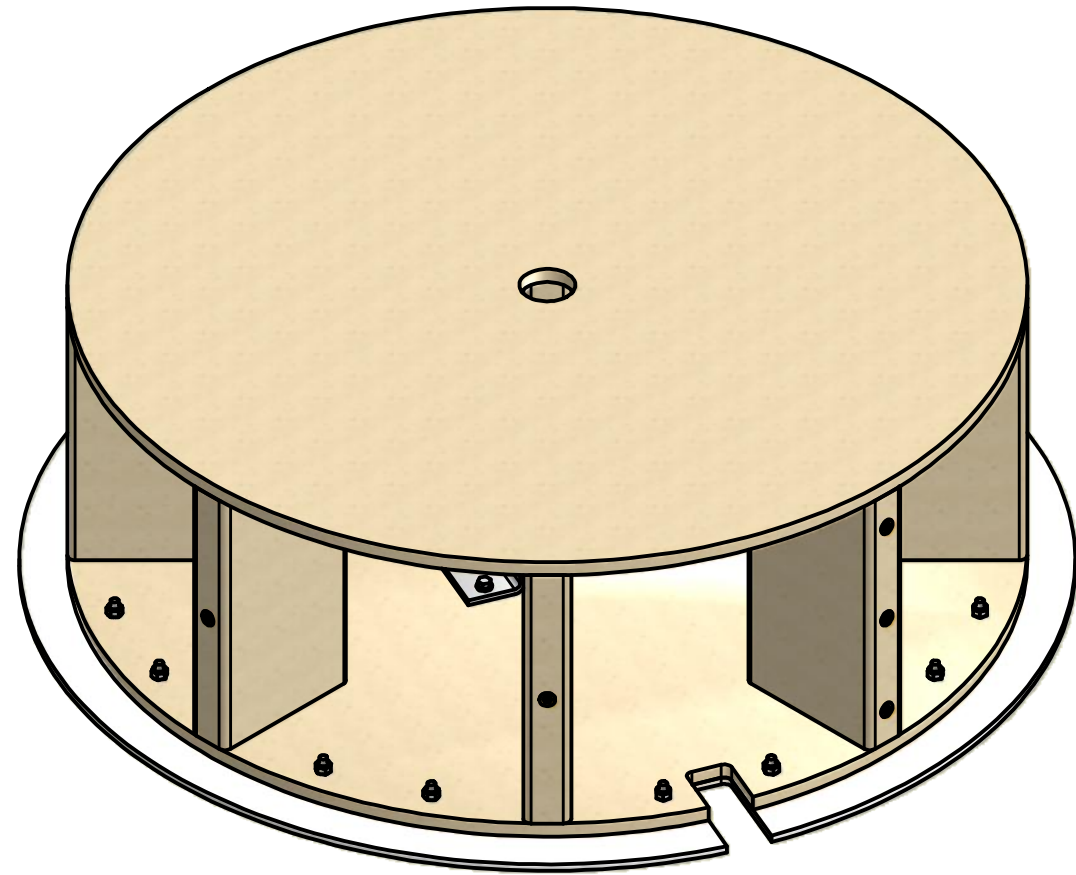
DRAWN mcyr	11/17/2010	FIRST 200 Bedford Street, Manchester, NH 03101 (603) 666-3906 -- FAX (603) 666-3907		
CHECKED				
UNLESS OTHERWISE SPECIFIED TOLERANCES: (INCHES)		TITLE Base Foam		
FRAC.	+/- 1/32			
.00	+/- .01	SIZE	DWG NO	REV
.000	+/- .005	C	GE-11056	
ANGULAR	+/- .25 Deg.	SCALE	SHEET 1 OF 1	



Notes:

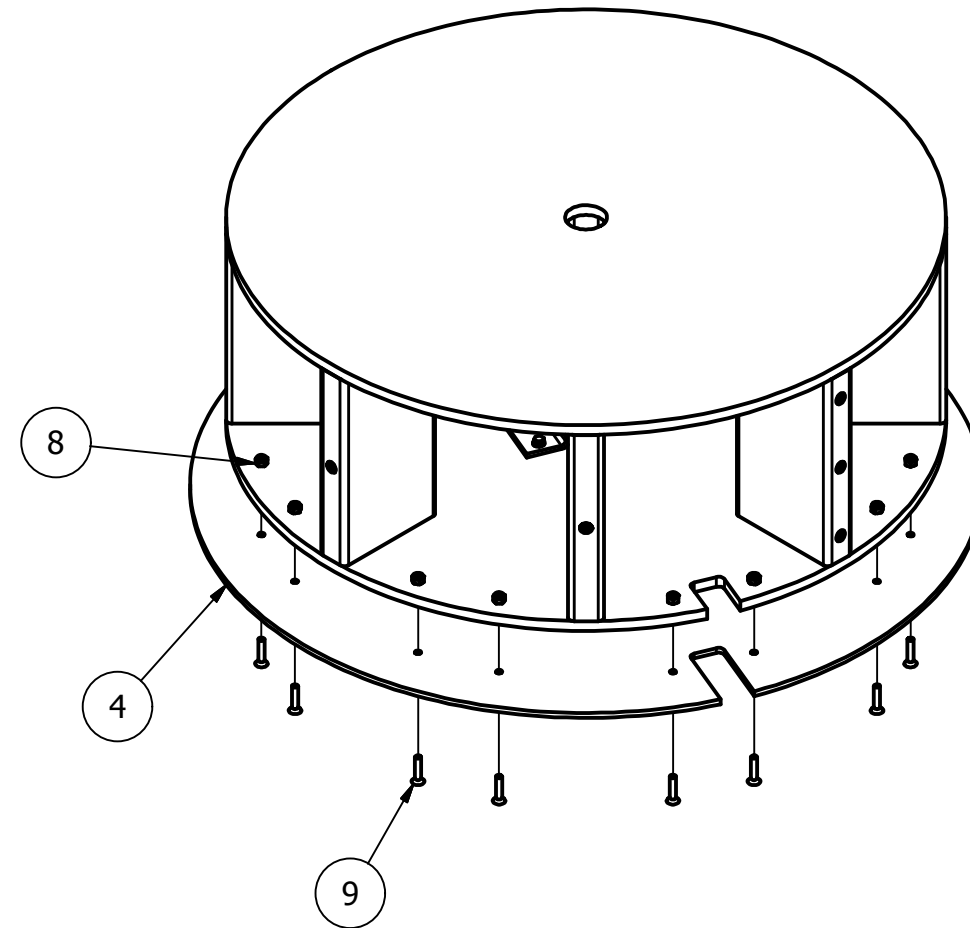
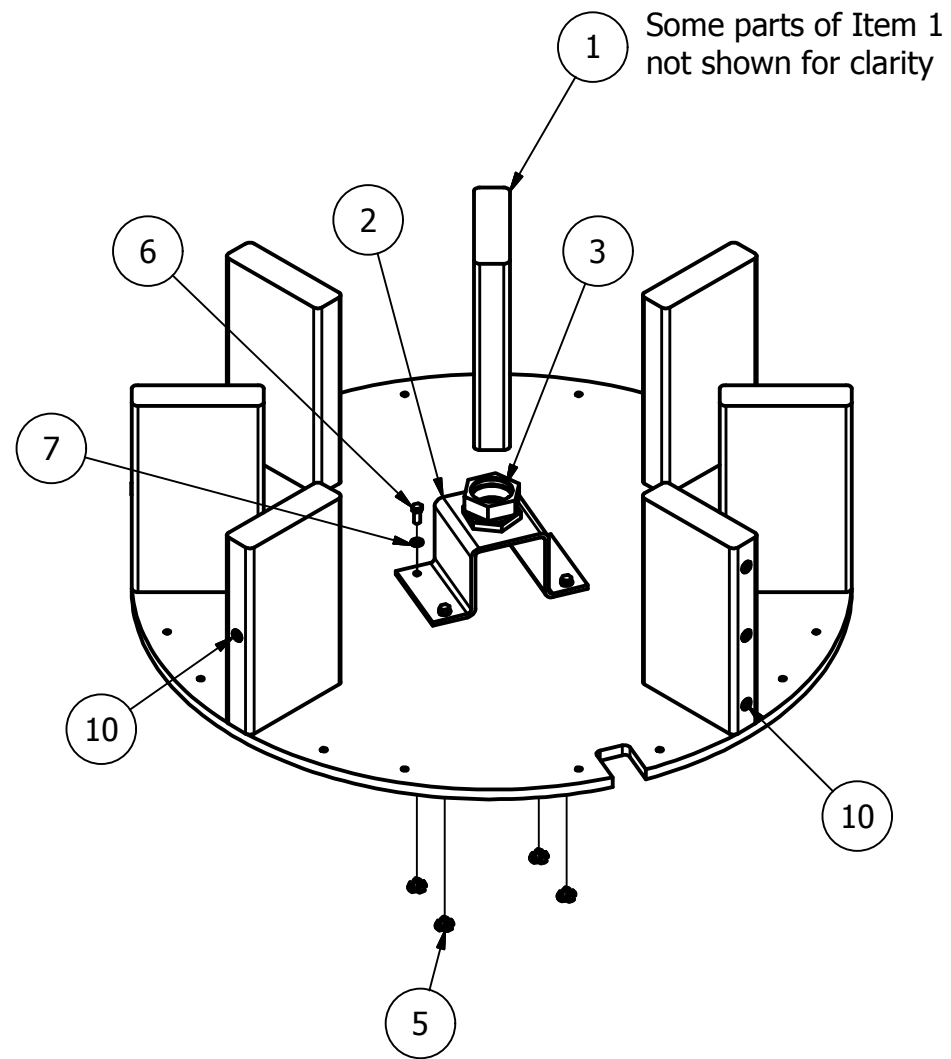
1. Material: 1/4" thick White LDPE.
2. Remove burrs and sharp edges

DRAWN mcyr	11/17/2010	FIRST 200 Bedford Street, Manchester, NH 03101 (603) 666-3906 -- FAX (603) 666-3907		
CHECKED				
UNLESS OTHERWISE SPECIFIED TOLERANCES: (INCHES)		TITLE Base Top Plastic		
FRAC.	+/- 1/32	SIZE	DWG NO	REV
.00	+/- .01	C	GE-11057	
.000	+/- .005			
ANGULAR	+/- .25 Deg.	SCALE	SHEET 1 OF 1	

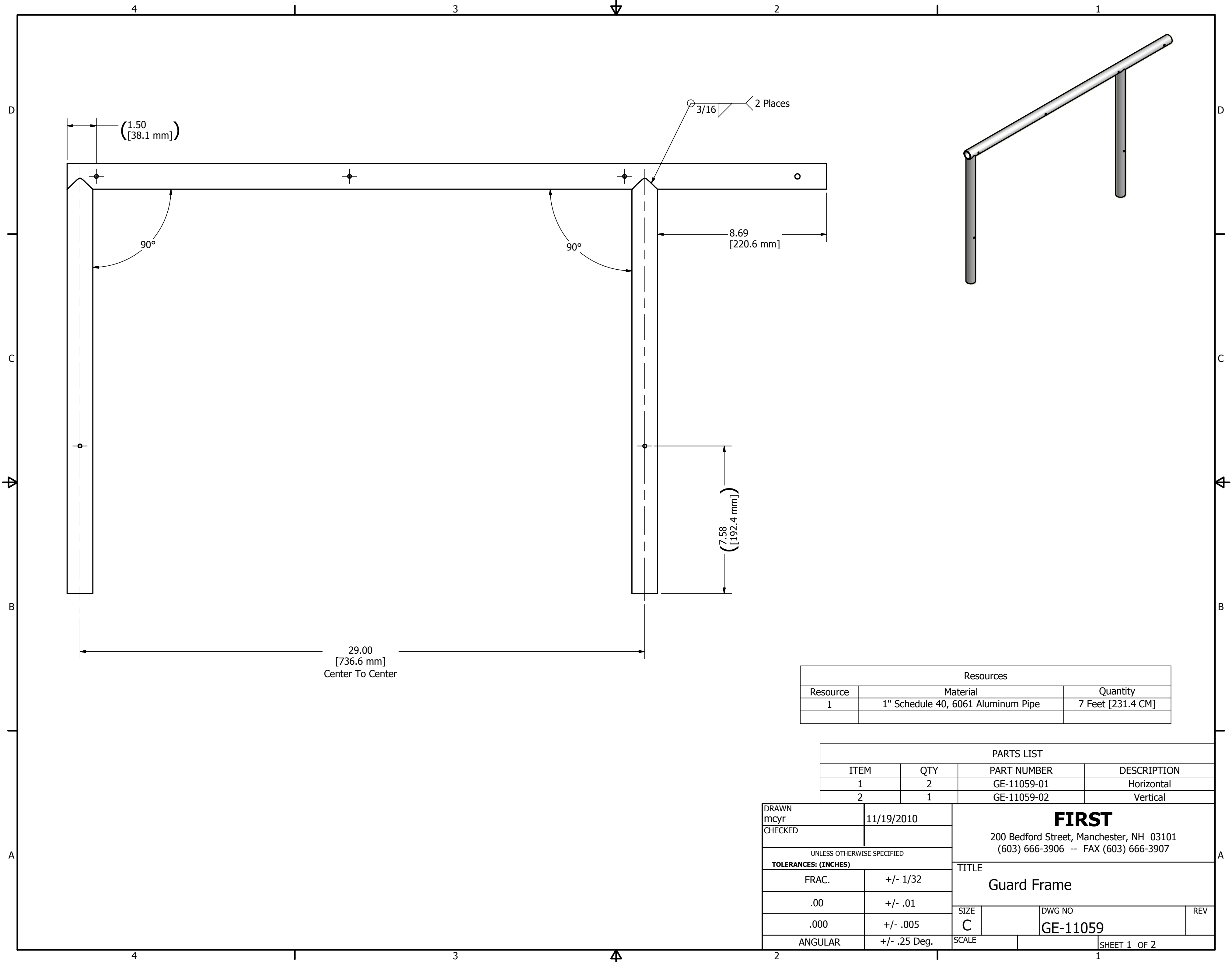


PARTS LIST			
ITEM	QTY	PART NUMBER	DESCRIPTION
1	1	GE-10052	Base
2	1	GE-11054	Bracket
3	1	PP-00060	EMT Compression Fitting (McMaster: 7150K15)
4	1	GE-11035	Flange Plate
5	4	HW-00017	Tee Nut, 1/4-20 Zinc Plate
6	4	HW-00057	HHCS 1/4-20 x .625" Zinc Plate
7	4	HW-00019	Washer, Lock 1/4" Zinc Plate
8	16	HW-00002	Nut, Lock 1/4-20
9	16	HW-00013	1/4-20 x 1-1/4" Flat head screw, zinc plated
10	10	HW-00058	Insert, Self-Tapping for Wood, 1/4-20 x 63/64"

DRAWN dfoster		12/28/2010		FIRST 200 Bedford Street, Manchester, NH 03101 (603) 666-3906 -- FAX (603) 666-3907	
CHECKED					
UNLESS OTHERWISE SPECIFIED				TITLE Base Assembly	
TOLERANCES: (INCHES)					
FRAC.	+/- 1/32				
.00	+/- .01				
.000	+/- .005			SIZE B	DWG NO GE-11058
ANGULAR	+/- .25 Deg.			SCALE	REV
					SHEET 1 OF 2



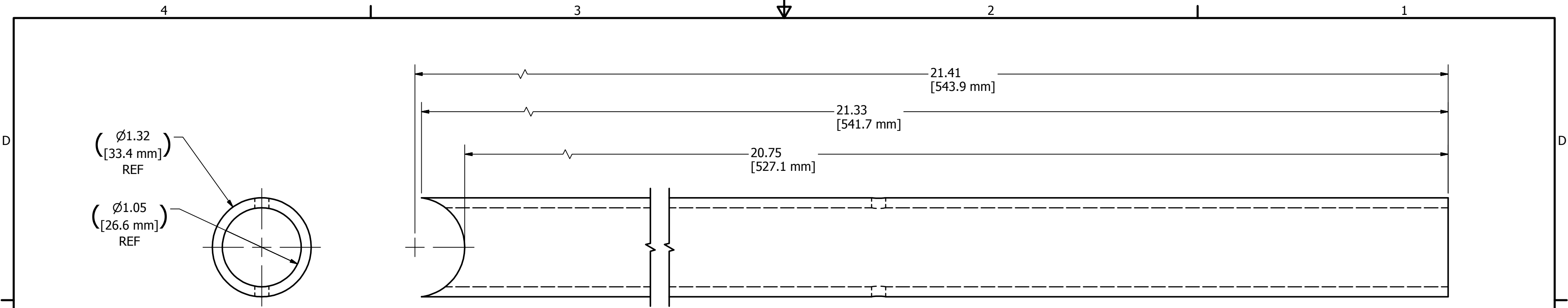
DRAWN dfoster	12/28/2010	FIRST 200 Bedford Street, Manchester, NH 03101 (603) 666-3906 -- FAX (603) 666-3907		
CHECKED				
UNLESS OTHERWISE SPECIFIED		TITLE Base Assembly		
TOLERANCES: (INCHES)				
FRAC.	+/- 1/32	SIZE	DWG NO	REV
.00	+/- .01	B	GE-11058	
.000	+/- .005	SCALE		
ANGULAR	+/- .25 Deg.	SHEET 2 OF 2		



Resources		
Resource	Material	Quantity
1	1" Schedule 40, 6061 Aluminum Pipe	7 Feet [231.4 CM]

PARTS LIST			
ITEM	QTY	PART NUMBER	DESCRIPTION
1	2	GE-11059-01	Horizontal
2	1	GE-11059-02	Vertical

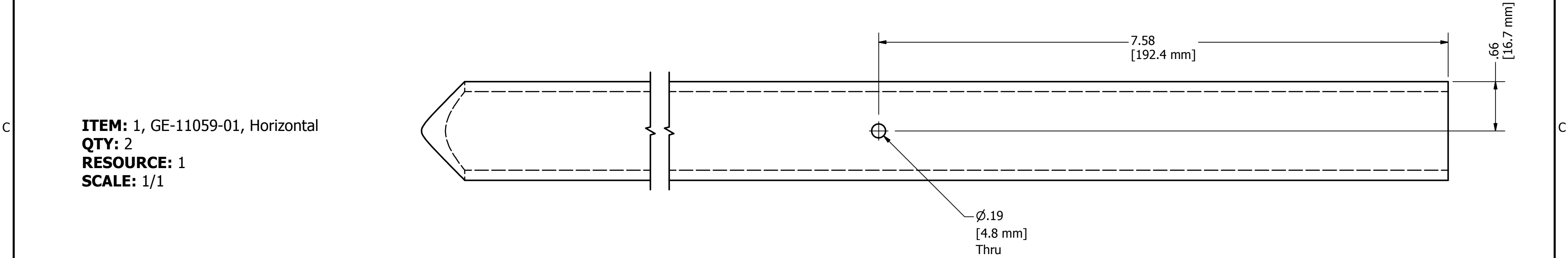
DRAWN mcyr	11/19/2010	FIRST 200 Bedford Street, Manchester, NH 03101 (603) 666-3906 -- FAX (603) 666-3907		
CHECKED				
UNLESS OTHERWISE SPECIFIED		TITLE		
TOLERANCES: (INCHES)		Guard Frame		
FRAC.	+/- 1/32	SIZE	DWG NO	REV
.00	+/- .01	C	GE-11059	
.000	+/- .005	SCALE	SHEET 1 OF 2	
ANGULAR	+/- .25 Deg.			



(\varnothing 1.32
[33.4 mm])
REF

(\varnothing 1.05
[26.6 mm])
REF

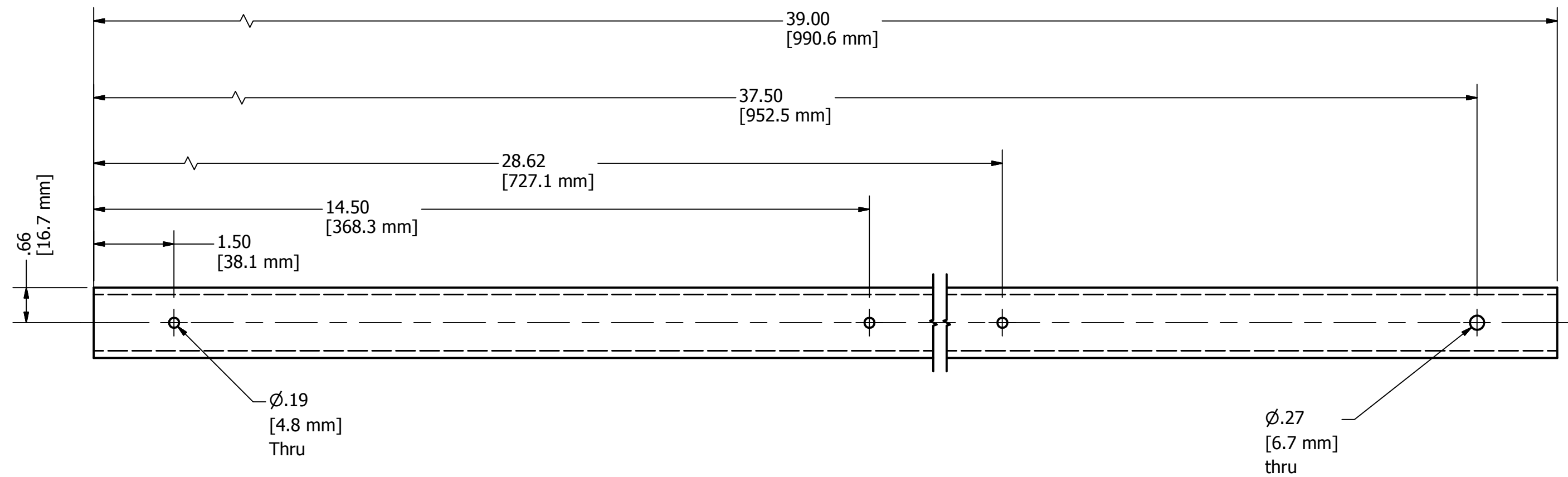
ITEM: 1, GE-11059-01, Horizontal
QTY: 2
RESOURCE: 1
SCALE: 1/1



(\varnothing 1.32
[33.4 mm])
REF

(\varnothing 1.05
[26.6 mm])
REF

ITEM: 2, GE-11059-02, Vertical
QTY: 1
RESOURCE: 1
SCALE: 1/2

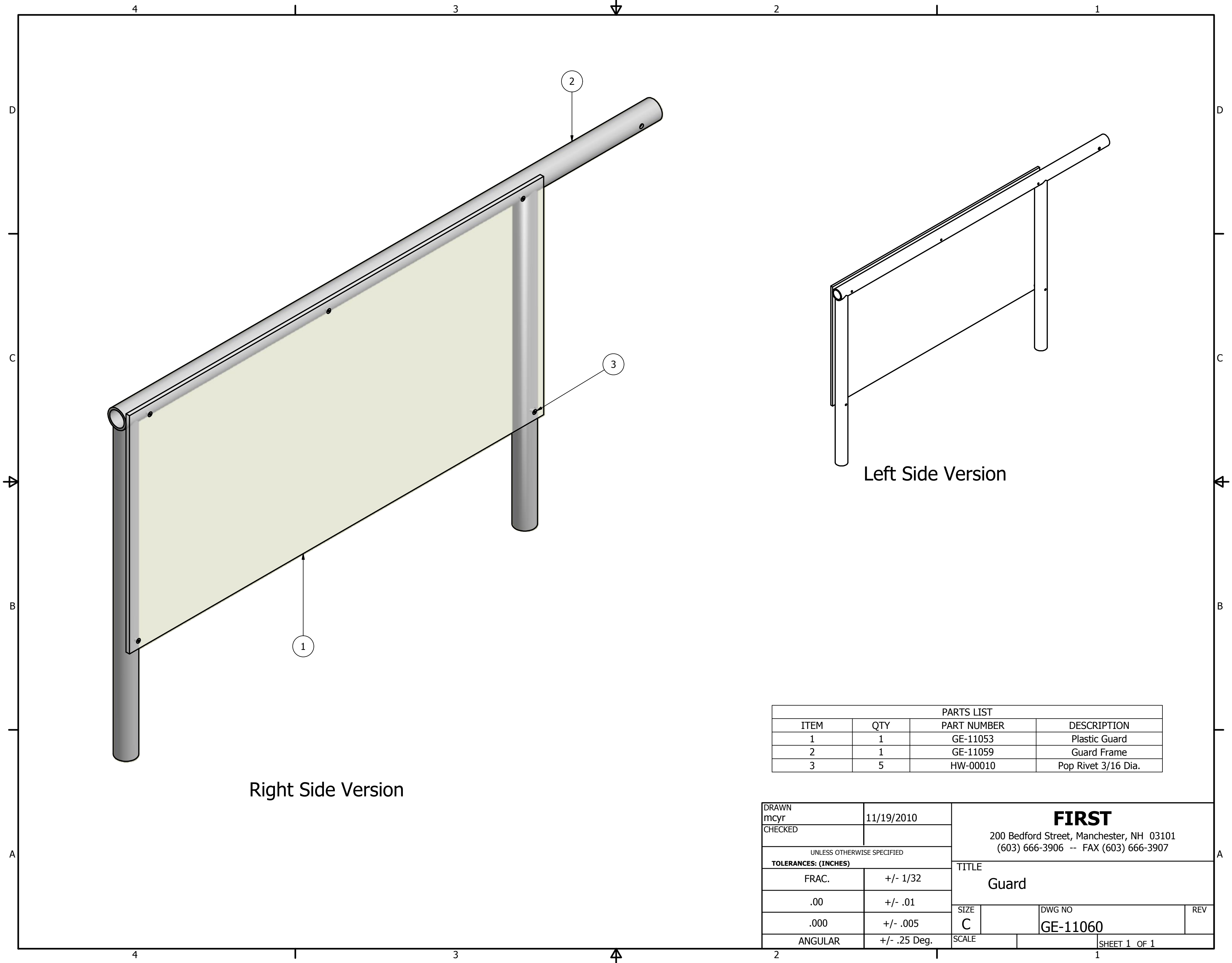


(\varnothing 1.32
[33.4 mm])
REF

(\varnothing 1.05
[26.6 mm])
REF

ITEM: 2, GE-11059-02, Vertical
QTY: 1
RESOURCE: 1
SCALE: 1/2

DRAWN mcyr	11/19/2010	FIRST 200 Bedford Street, Manchester, NH 03101 (603) 666-3906 -- FAX (603) 666-3907		
CHECKED				
UNLESS OTHERWISE SPECIFIED		TITLE		
TOLERANCES: (INCHES)		Guard Frame		
FRAC.	+/- 1/32	SIZE	DWG NO	REV
.00	+/- .01	C	GE-11059	
.000	+/- .005	SCALE	SHEET 2 OF 2	
ANGULAR	+/- .25 Deg.			

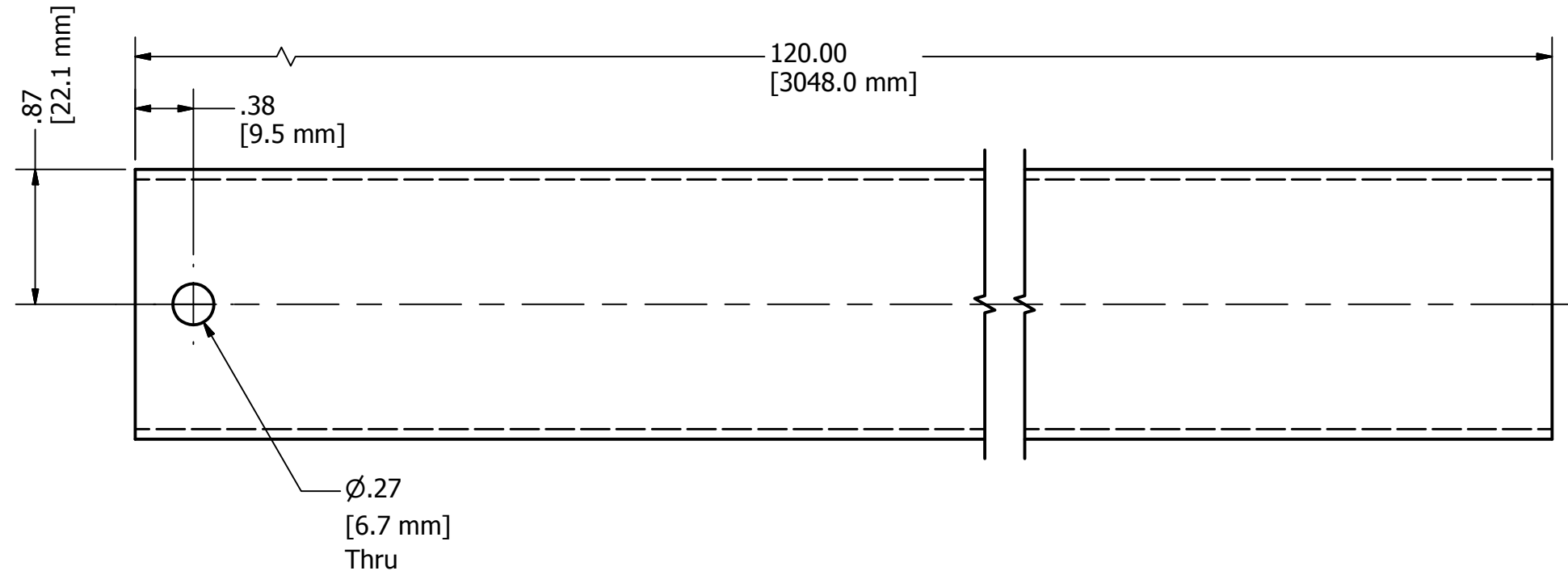
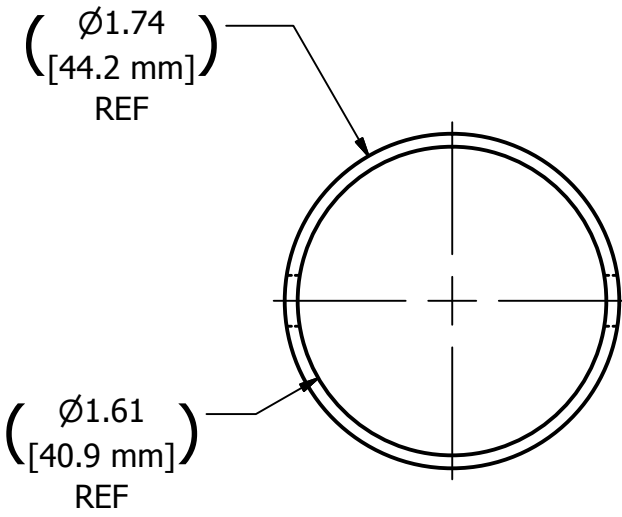


Right Side Version

Left Side Version

PARTS LIST			
ITEM	QTY	PART NUMBER	DESCRIPTION
1	1	GE-11053	Plastic Guard
2	1	GE-11059	Guard Frame
3	5	HW-00010	Pop Rivet 3/16 Dia.

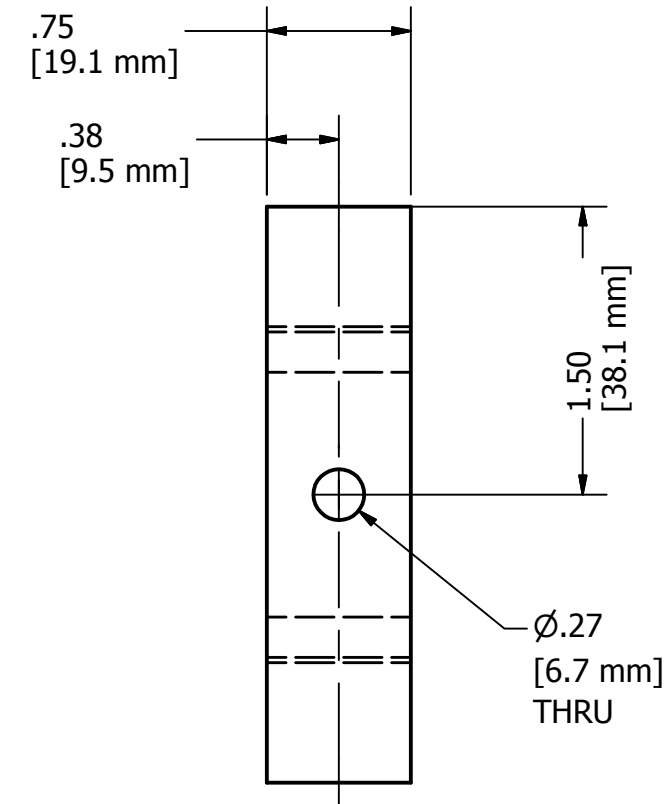
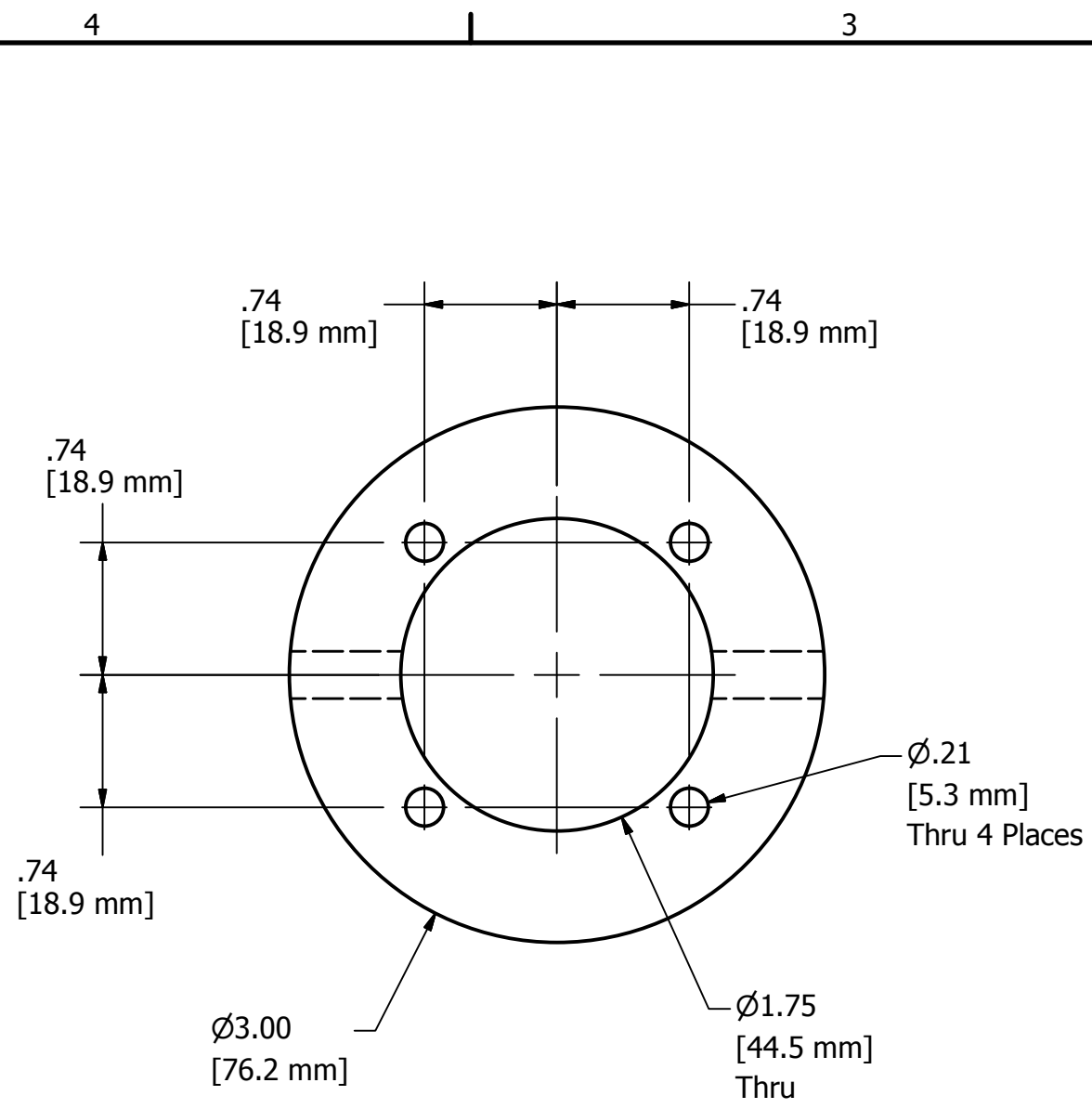
DRAWN mcyr		11/19/2010		FIRST 200 Bedford Street, Manchester, NH 03101 (603) 666-3906 -- FAX (603) 666-3907			
CHECKED							
UNLESS OTHERWISE SPECIFIED TOLERANCES: (INCHES)				TITLE			
FRAC.		+/- 1/32		Guard			
.00		+/- .01		SIZE		DWG NO	
.000		+/- .005		C		GE-11060	
ANGULAR		+/- .25 Deg.		SCALE		REV	
						SHEET 1 OF 1	



NOTES:

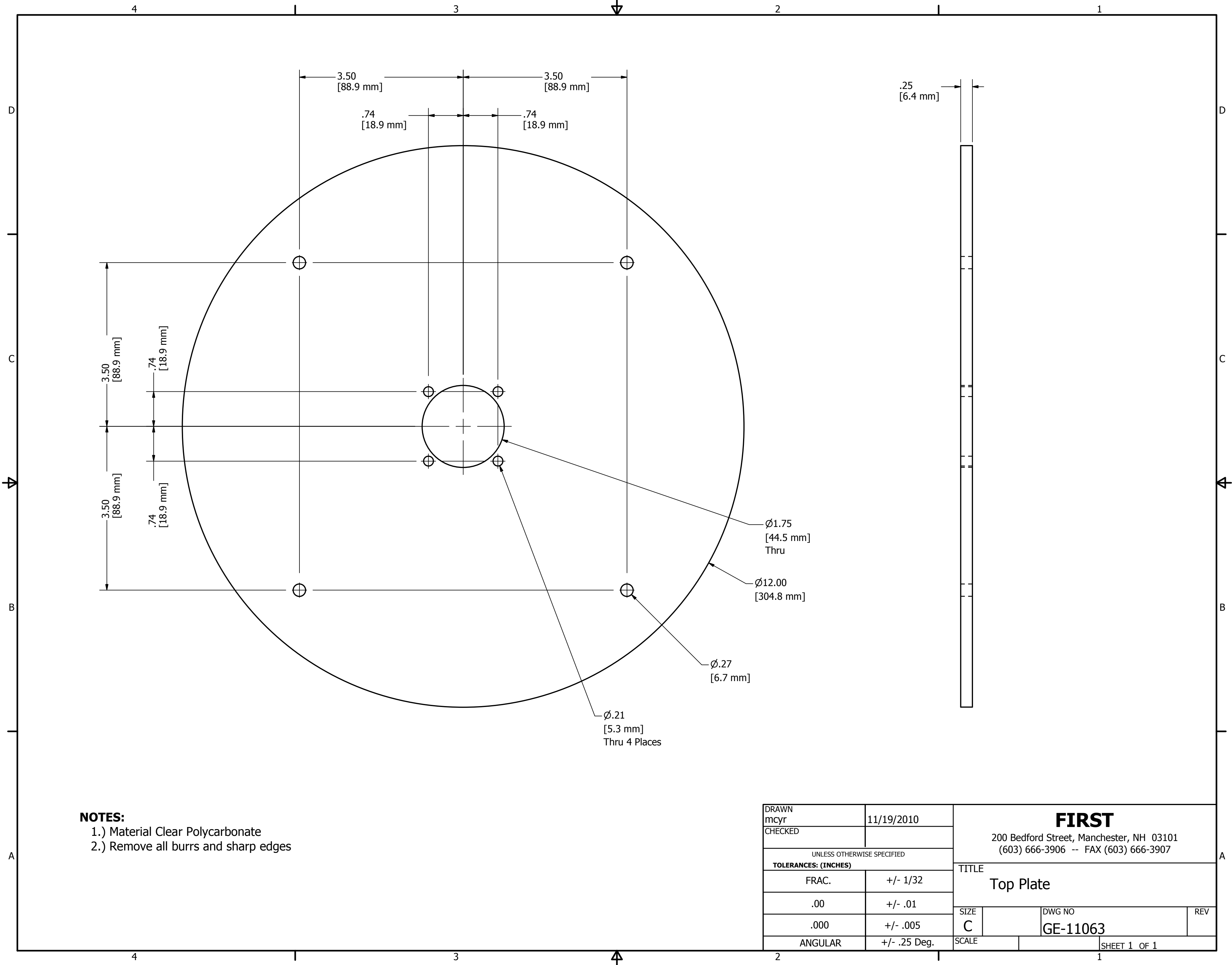
- 1.) Material 1-1/2" Steel EMT
- 2.) Remove all burrs and sharp edges

DRAWN mcyr	11/19/2010	FIRST 200 Bedford Street, Manchester, NH 03101 (603) 666-3906 -- FAX (603) 666-3907		
CHECKED				
UNLESS OTHERWISE SPECIFIED		TITLE Pole		
TOLERANCES: (INCHES)				
FRAC.	+/- 1/32			
.00	+/- .01			
.000	+/- .005	SIZE B	DWG NO GE-11061	REV
ANGULAR	+/- .25 Deg.	SCALE	SHEET 1 OF 1	



NOTE:
 1.) Material 6061 Aluminum
 2.) Remove burrs and sharp edges

DRAWN mcyr	11/19/2010	FIRST 200 Bedford Street, Manchester, NH 03101 (603) 666-3906 -- FAX (603) 666-3907		
CHECKED				
UNLESS OTHERWISE SPECIFIED		TITLE Collar		
TOLERANCES: (INCHES)				
FRAC.	+/- 1/32	SIZE	DWG NO	REV
.00	+/- .01	B	GE-11062	
.000	+/- .005	SCALE		
ANGULAR	+/- .25 Deg.			SHEET 1 OF 1



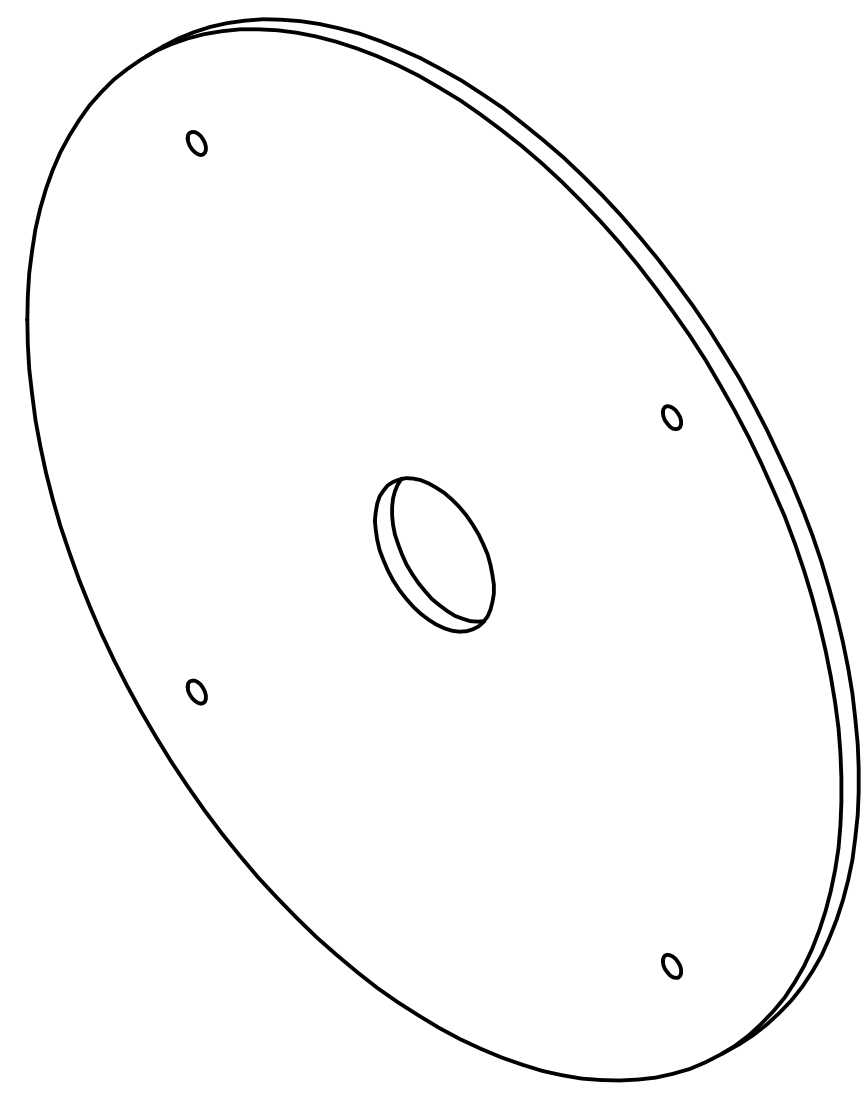
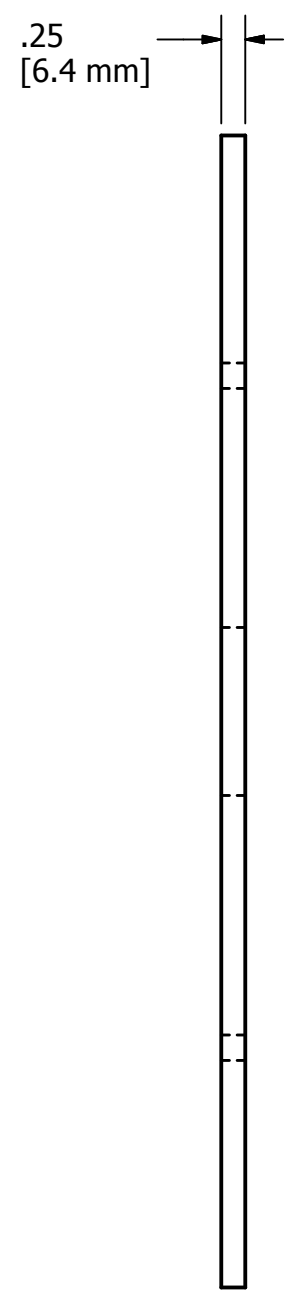
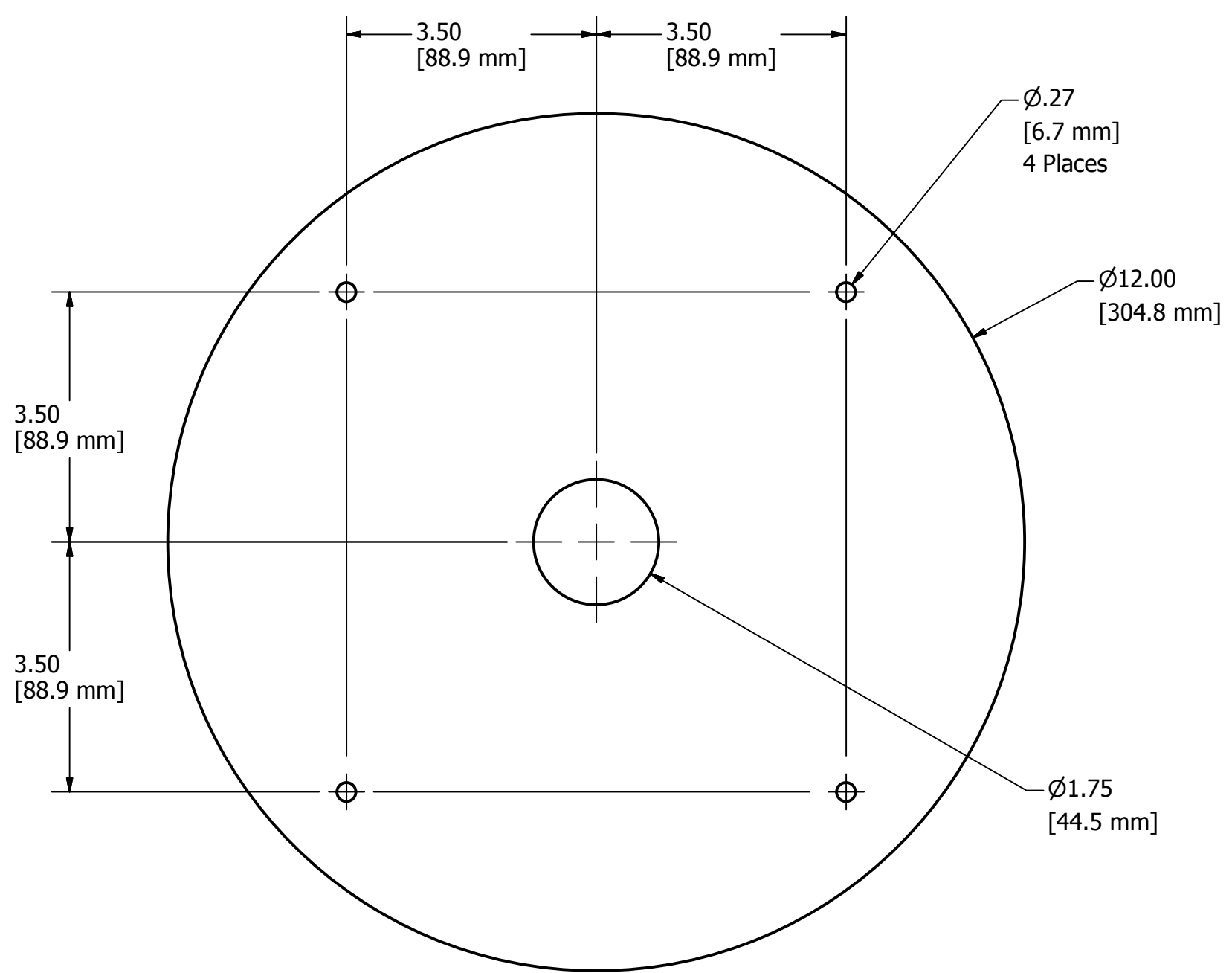
NOTES:

- 1.) Material Clear Polycarbonate
- 2.) Remove all burrs and sharp edges

DRAWN mcyr	11/19/2010	FIRST 200 Bedford Street, Manchester, NH 03101 (603) 666-3906 -- FAX (603) 666-3907		
CHECKED				
UNLESS OTHERWISE SPECIFIED		TITLE		
TOLERANCES: (INCHES)		Top Plate		
FRAC.	+/- 1/32	SIZE	DWG NO	REV
.00	+/- .01	C	GE-11063	
.000	+/- .005			
ANGULAR	+/- .25 Deg.	SCALE	SHEET 1 OF 1	

4 3 2 1

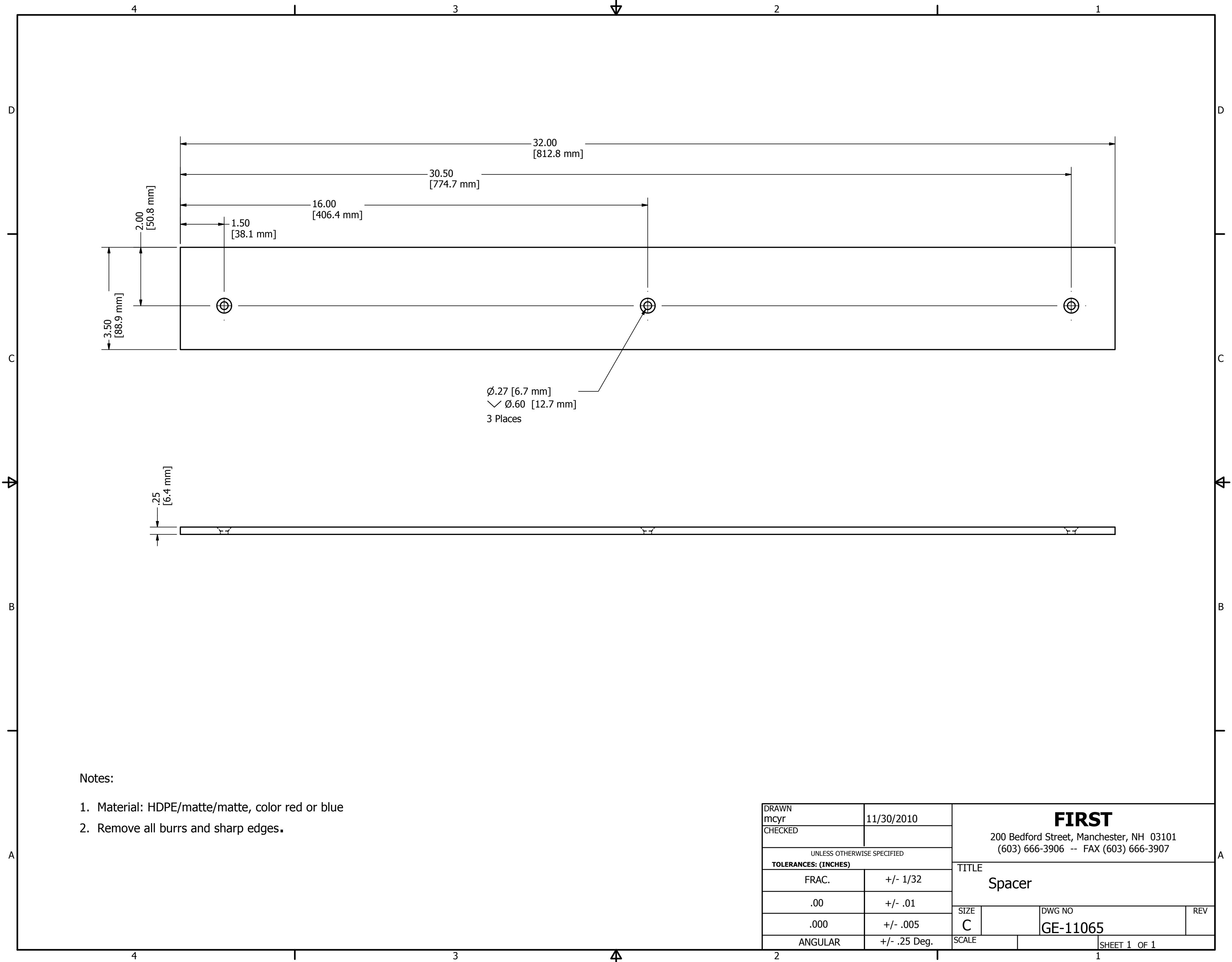
D
C
B
A



- NOTES:**
- 1.) Material Clear Polycarbonate
 - 2.) Remove all burrs and sharp edges

DRAWN mcyr	11/19/2010	FIRST 200 Bedford Street, Manchester, NH 03101 (603) 666-3906 -- FAX (603) 666-3907		
CHECKED				
UNLESS OTHERWISE SPECIFIED TOLERANCES: (INCHES)		TITLE Bottom Plate		
FRAC.	+/- 1/32	SIZE	DWG NO	REV
.00	+/- .01	C	GE-11064	
.000	+/- .005			
ANGULAR	+/- .25 Deg.	SCALE	SHEET 1 OF 1	

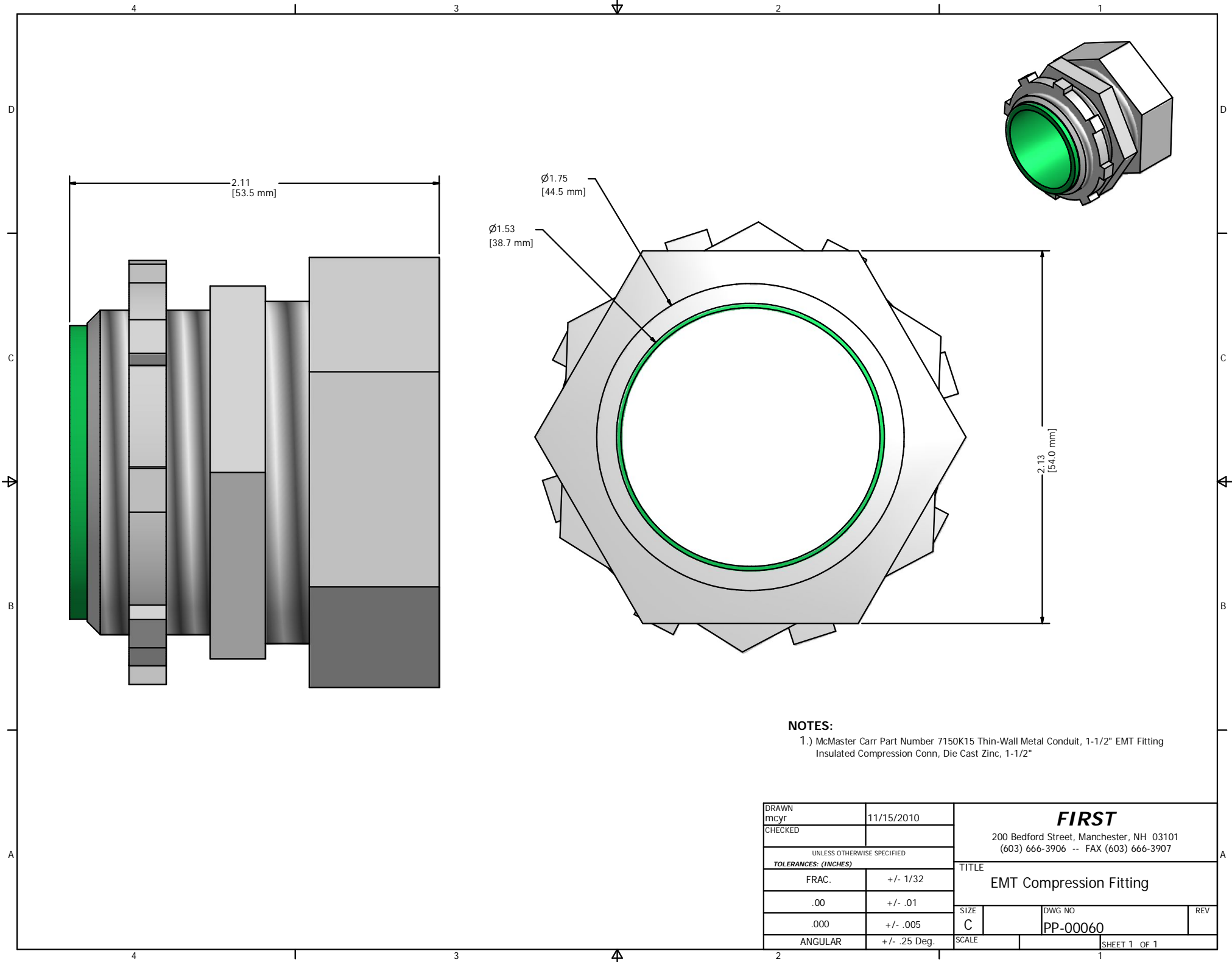
4 3 2 1



Notes:

1. Material: HDPE/matte/matte, color red or blue
2. Remove all burrs and sharp edges.

DRAWN mcyr	11/30/2010	FIRST 200 Bedford Street, Manchester, NH 03101 (603) 666-3906 -- FAX (603) 666-3907		
CHECKED				
UNLESS OTHERWISE SPECIFIED		TITLE		
TOLERANCES: (INCHES)		Spacer		
FRAC.	+/- 1/32	SIZE	DWG NO	REV
.00	+/- .01	C	GE-11065	
.000	+/- .005	SCALE	SHEET 1 OF 1	
ANGULAR	+/- .25 Deg.			



NOTES:

- 1.) McMaster Carr Part Number 7150K15 Thin-Wall Metal Conduit, 1-1/2" EMT Fitting Insulated Compression Conn, Die Cast Zinc, 1-1/2"

DRAWN mcyr		11/15/2010		FIRST 200 Bedford Street, Manchester, NH 03101 (603) 666-3906 -- FAX (603) 666-3907		
CHECKED						
UNLESS OTHERWISE SPECIFIED				TITLE		
TOLERANCES: (INCHES)				EMT Compression Fitting		
FRAC.			+/- 1/32	SIZE	DWG NO	REV
	.00		+/- .01	C	PP-00060	
	.000		+/- .005	SCALE	SHEET 1 OF 1	
ANGULAR			+/- .25 Deg.			