

TECHCONNECT TC2-HDMI AUD

OWNERS MANUAL




www.visionaudiovisual.com/techconnect/tc2-hdmi aud

DECLARATION OF CONFORMITY


Where applicable Vision products are certified and comply with all known local regulations to a 'CB Certification' standard. Vision commits to ensure all products are fully compliant with all applicable certification standards for sale in the EU and other participating countries.

The product described in this owner manual is in compliance with RoHS (EU directive 2002/95/EC), and WEEE (EU directive 2002/96/EC) standards. This product should be returned to the place of purchase at the end of its useful life for recycling.


WARNINGS




CAUTION
RISK OF ELECTRIC SHOCK
DO NOT OPEN



CAUTION: TO REDUCE THE RISK OF ELECTRIC SHOCK DO NOT REMOVE COVER (OR BACK). NO USER-SERVICEABLE PARTS INSIDE. REFER SERVICING TO QUALIFIED SERVICE PERSONNEL.



The lightning flash with arrowhead symbol, within an equilateral triangle, is intended to alert the user to the presence of uninsulated "dangerous voltage" within the product's enclosure that may be of sufficient magnitude to constitute a risk of electric shock to persons.



The exclamation point within an equilateral triangle, is intended to alert the user to the presence of important operating and maintenance (servicing) instructions in the literature accompanying the appliance.

WARNING: TO REDUCE THE RISK OF FIRE OR ELECTRIC SHOCK, DO NOT EXPOSE THIS APPLIANCE TO RAIN OR MOISTURE.

All products are designed and imported into the EU by 'Vision' who is wholly owned by 'Azlan Logistics Ltd.', Registered in England Nr. 04625566 at Lion House, 4 Pioneer Business Park, Clifton Moor, York, YO30 4GH. WEEE Registration: GD0046SY



DECLARATION OF ORIGIN

All Vision products are made in the People's Republic of China (PRC).

PLACE OF INSTALLATION

Avoid installing this product under the following conditions:

- Moist or humid places
- Places exposed to direct sunlight or close to heating equipment
- Extremely cold locations
- Places subject to excessive vibration or dust
- Poorly ventilated places

Do not expose this product to dripping or splashing. **DO NOT PLACE OBJECTS FILLED WITH LIQUIDS ON OR NEAR THIS PRODUCT!**

WARNING SIGNS

If you detect an abnormal smell or smoke, turn this product off immediately and unplug the power cord. Contact your reseller or Vision.

PACKAGING

Save all packing material. It is essential for shipping in the event the unit ever needs repair.

NOTE: If original packaging is not used to return the unit to the service centre, damage in transit will not be covered by warranty.

OVERVIEW

This product has two functions:

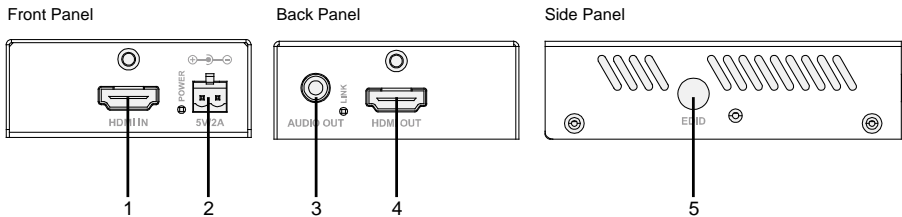
ACTIVE EXTENDER

- Joins HDMI cables together.
- Maximum HDMI cable length: 15m (50 feet)
- Daisy-chain up to three, total overall length with 15m cables: 60m (200 feet)
- Auto-adjustment of equalization, buffering and amplification
- Internal library can be used to solve HDCP and EDID compatibility issues

AUDIO EXTRACTOR

- Modifies EDID signal so that the source sends a stereo signal
- De-embeds audio as 2 channel (stereo) analogue signal
- Does not down-mix multi-channel PCM, Dolby, DTS, or HD audio signals.

FRONT AND REAR PANELS



1. **HDMI IN** Full-sized HDMI connector connects to source device
2. **POWER INPUT** Phoenix connector connects to 5V/2A DC power supply
3. **AUDIO OUT** 3.5mm Minijack connects to an amplifier line-level input
4. **HDMI OUT** Full-sized HDMI connector connects to display device
5. **EDID DIAL** Adjusts EDID settings

INSTALLATION

NOTE: Before installation disconnect power from all devices

1. CONNECT SOURCE Use Vision HDMI cables to ensure quality
2. CONNECT DISPLAY If specific EDID is required set it now
3. CONNECT AUDIO OUTPUT If using the audio output connect it now
4. TURN DISPLAY ON
5. TURN TC2-HDMIAUD ON
6. TURN SOURCE ON

After a few moments the link LED will light. If there is no light check connection and try different cables.

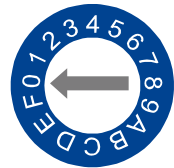
EDID

This product has a library of 16 built-in EDID options. The EDID handshake tells the source device what the native resolution of the display is so it can output the correct resolution.

EDID settings can help negotiate the HDMI handshake in certain situations and may speed up switching when connected to a TV receiver.

To change EDID settings

1. Use screwdriver to turn rotary dial
2. The device will renegotiate the new handshake within a few seconds
3. If selecting an EDID from the library the source device will see the TC2-HDMIAUD EDID instead of the display's EDID.



Note: If your display is not capable of accepting the video resolution or audio type selected you may not see an image or hear sound. Choose a compatible EDID or use the default setting.

EDID TABLE

0	Copy EDID from HDMI display (Default)	
1	1080i, 2CH AUDIO	
2	1080i, DOLBY/DTS 5.1	
3	1080i, HD AUDIO	
4	1080p, 2CH AUDIO	
5	1080p, DOLBY/DTS 5.1	
6	1080p, HD AUDIO	Duplicated 1080p, 2CH AUDIO on D,E,F
7	3D, 2CH AUDIO	
8	3D, DOLBY/DTS 5.1	
9	3D, HD AUDIO	
A	1280x1024 DVI	
B	1920x1080 DVI	
C	1920x1200 DVI	
D	1080P, 2CH AUDIO	
E	1080P, 2CH AUDIO	
F	1080P, 2CH AUDIO	

SPECIFICATIONS

PRODUCT DIMENSIONS: 92 x 63 x 25 mm (length x width x height)

PRODUCT WEIGHT: 0.16 kg

CONSTRUCTION MATERIAL: Metal

COLOUR: White

TECHNICAL DETAILS:

Bandwidth: 1.65 GBPS

Maximum Resolution: 1920 x 1200

Video Format Supported: 1080P @ 60Hz (supports 3D)

HDMI standard: 1.3 (All features of 1.4 except HEC/ARC/4K2K)

Maximum Transmission Distance @ 1080P: 24AWG 15m

EQ: up to 40dB @ 825MHz

Operating Temperature Range: -5 to +35°C (-41 to +95 °F)

Operating Humidity Range: 5 to 90 % RH (no condensation)

Input Video Signal: 1.2 volts p-p

Power Consumption: <2 watts

Input DDC Signal: 5 volts p-p (TTL)

INPUT:

1 x HDMI (type A)

OUTPUT:

1 x HDMI (type A)

1 x Minijack (3.5mm)

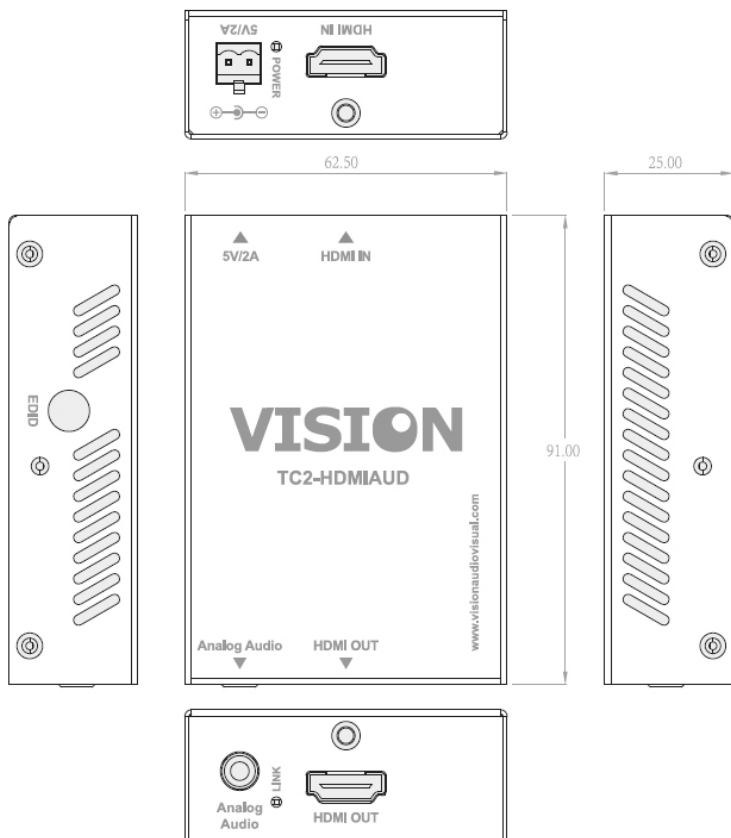
POWER SUPPLY: 100-240v AC 50/60Hz 5 volt / 2 amp

Transformer integrated into plug. Includes interchangeable plugs: UK/EU/US/AU. DC tail length: 4m. Transformer dimensions: 66 x 43 x 30mm

COMPLIANCE RoHS, WEEE & CE Compliant

ACCESSORIES INCLUDED:

Mounting ears



WARRANTY

This product comes with a 2-year return to base warranty, effective from the date of purchase. This warranty applies only to the original purchaser and is not transferable. For the avoidance of doubt, this will be taken from the information held by the appointed national distributor at the point of sale. If the product is DOA (dead on arrival), you have 21 days from purchase date to notify the national distributor via your AV reseller. The liability of the manufacturer and its appointed service company is limited to the cost of repair and/or replacement of the faulty unit under warranty, except for death or injury (EU85/374/EEC). This warranty protects you against the following:

- Failure of any components, including the power supply.
- Damage when the product is first removed from its packaging if reported within 24 hours of purchase.

If you find you do have a problem with this product, you should contact the AV reseller you purchased this product from. The original purchaser is responsible for shipment of the product to the manufacturer's appointed service centre for repair.

We will endeavour to return repaired units within 5 working days, however this may not always be possible, in which case it will be returned as soon as practicably possible. In line with our WEEE commitments, the manufacturer endeavours to replace the faulty parts of the product rather than replacing the whole unit. This warranty does not protect this product against faults caused by abuse, misuse, incorrect installation, unstable or faulty power input, which might be caused by ignoring the guidelines set out in this manual.

LEGAL DISCLAIMER: Because we are committed to improving our products, the details above may change without prior warning. This User Manual is published without warranty and any improvements or changes to the User Manual necessitated by typographical errors, inaccuracies of current information, or improvements to programs and/or equipment, may be made at any time and without notice. Such changes will be incorporated into new editions of the User Manual.