

HSLF1

Applications

The HARRIS HSLF1 is an innovative high bay designed specifically for freezer environments in new construction or retrofit applications. The low profile design offers energy savings, low maintenance, and control options for low or high bay settings in industrial and commercial applications.



HSLF1B1UNVND850LAFGPF
[Lens Option Shown]



Features

- Robust electronic components designed for freezer temperatures
- Narrow lightweight 2' and 4' I-Frame aluminum body allows for optimal thermal management and ease of handling during installation
- Available with four different light distribution types: No lens, acrylic frosted general lens, acrylic frosted narrow lens, and acrylic clear focus lens
- Rigid and suspended mounting options
- 6 kV/3 kA surge protection standard, 20 kV/10 kA surge protection available
- Field installed precision fit fixture wireguard available for 2' and 4' fixture lengths

Electrical

- Available in 120v-277v, 347v and 480v
- Factory wired for full dimming (0-10v) or ON/OFF applications

Fixture Certifications & Listings

- Buy American Act Compliant
- UL/cUL Listed
- UL Damp Listed
- DesignLights Consortium™ Premium qualified luminaire
- Visit the [DLC QPL](#) for listed models

Patent Information

Orion is serious about intellectual property. This product may be covered by one or more patents. Patent information available at <http://www.orionlighting.com/about/patents>

Lumen Maintenance

See lumen maintenance table on page 2

Warranty

See Orion's [Product Limited Warranty](#) for more details and information. If sensor or controls are required, see Page 5 for Factory Preset Sensor settings. To retain fixture warranty, settings can not be changed for the life of the product. This is to preserve the life of the fixture components in freezer temperatures.



Performance Information, 277v, 5000K, ≥ 80 CRI³

Nominal Lumen Code	Input Current	Wattage	No Lens		LAFG		LAFN		LACF	
			Lumens	LPW	Lumens	LPW	Lumens	LPW	Lumens	LPW
2'										
A1	0.34A	93w	15,970lm	171	14,800lm	159	14,020lm	150	14,330lm	154
B1	0.48A	132w	22,210lm	168	19,620lm	148	18,640lm	141	19,060lm	144
4'										
C1	0.54A	149w	25,620lm	172	23,350lm	156	22,890lm	153	22,860lm	153
D1	0.65A	179w	30,690lm	171	27,970lm	156	27,360lm	153	27,440lm	153

Performance Information, 480v, 5000K, ≥ 80 CRI³

Nominal Lumen Code	Input Current	Wattage	No Lens		LAFG		LAFN		LACF	
			Lumens	LPW	Lumens	LPW	Lumens	LPW	Lumens	LPW
2'										
A1	0.20A	98w	15,940lm	163	14,820lm	152	14,050lm	144	14,320lm	147
4'										
B1	0.29A	140w	21,530lm	154	19,820lm	142	19,410lm	139	19,340lm	139
C1	0.33A	156w	25,830lm	166	23,590lm	151	22,800lm	146	22,910lm	147
D1	0.39A	188w	31,030lm	165	28,310lm	150	27,650lm	147	27,690lm	147

Lumen Maintenance with No Lens⁵

Series	Nominal Lumen Code	Nominal Lumens	Operating Temperature	Calculated Lumen Maintenance		
				L70	L80	L90
HSLF1	A1	15,000	25°C	174,000	108,000	49,000
HSLF1	B1	20,000	25°C	129,000	80,000	38,000
HSLF1	C1	24,000	25°C	208,000	130,000	61,000
HSLF1	D1	29,000	25°C	174,000	108,000	49,000

Ordering Information Example (NOTE: No dashes or spaces unless noted below)

Series	Nominal Lumen Code	Voltage	Fixture Type	CRI; Color Temp	Lens Options	Power Connection	Fixture Options	End Mounted Controls Options	Packaging Options
HSLF1	A1	UNV	ND	850	LAFG	HW	TS	[blank]	-SP

Ordering Information

Series	Nominal Lumen Code ¹	Voltage	Fixture Type	CRI; Color Temp	Lens Options	Power Connection	Fixture Options	End Mounted Controls Options	Packaging Options
HSLF1= HARRIS Star Line Freezer High Bay, Gen 1	<p>2^{**} A1= 15,000lm B1= 20,000lm*</p> <p>4^{**} B1= 20,000lm*</p> <p>C1= 24,000lm D1= 29,000lm</p> <p>*B1 2' fixtures are UNV voltage only. B1 4' fixtures are 347/480 voltage only.</p> <p>**A1 and B1 lumen packages come standard with 2 lenses. All other lumen packages come with 4 lenses standard.</p>	<p>UNV= 120v-277v 347= 347v 480= 480v</p>	<p>FD= Factory Wired for Continuous Dimming Applications Above 10%</p> <p>ND= Factory Wired for ON/OFF Applications, Dimming capable if required</p>	<p>840= 80CRI; 4000K 850= 80CRI; 5000K</p>	<p>(Blank)= No Lens LAFG= Lens, Acrylic Frosted General Distribution LAFN= Lens, Acrylic Frosted 50° Narrow Aisle Distribution LACF= Lens, Acrylic Clear 35° Focus Distribution</p>	<p>HW= Hardwire PF= Platform⁸ ML= Mate N Lock⁶ O6W= 6' Whip, White 11W= 11' Whip, White O6B= 6' Whip, Black 11B= 11' Whip, Black</p>	<p>(Blank)= No Option TS= Additional 20 kV/10 kA Surge Protection OE= Orange End Panels</p>	<p>(Blank)= No Option WBxx= PIR Occupancy Sensor, High End Trim, 0-10v Dimming, Switching Photosensor 360°*7,9</p> <p>*See Page 5 for Sensor Parameters</p>	<p>(Blank)= Bulk Pack -SP= Single Pack</p>

Accessories (Factory Installed)



Orange End Cap (OE)



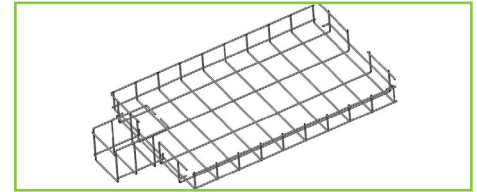
No Lens Option ((Blank) B1 Shown)



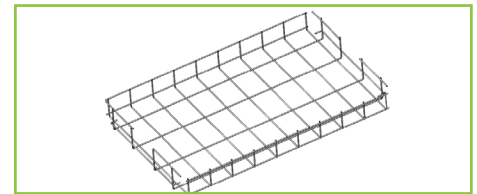
Sensor Option (WBxx)⁷

Accessories (Field Installed)

Suspended Mounting Options	
ECAB19	19" Cables with Snap Hooks [2 Required per Fixture]
ECAB31	31" Cables with Snap Hooks [2 Required per Fixture]
HW-FC008	Hanging cable, Set of Two: Adjustable 180", Loop, Y-Fit with Snap Hooks [1 Set per Fixture]
LED-HHSL-PMR01-KIT	Pendant Mounting Bracket Kit for UNV HSLF1 Style Fixtures, Galvanized Steel [Available for Hardwired [HW] models only]
LED-HHSL-PMR01-KIT-480	Pendant Mounting Bracket Kit for 347/480 HSLF1 Style Fixtures, Galvanized Steel [Available for Hardwired [HW] models only]
Rigid Mounting Option	
H131SET	Rigid/Flush and Threaded Rod Mounting Bracket Set [Raw Galvanized Steel-also available in white, add -W to the end of the part number]
Wireguard Options*	
LED-HHSL-WG01-KIT	Field Installed Wireguard Kit for A1/B1 2' Fixtures without an End Mounted Sensor, Bulk Pack
LED-HHSL-WG02-KIT	Field Installed Wireguard Kit for B1/C1/D1 4' Fixtures without an End Mounted Sensor, Bulk Pack
LED-HHSL-WG03-KIT	Field Installed Wireguard Kit for A1/B1 2' Fixtures with an End Mounted Sensor, Bulk Pack
LED-HHSL-WG04-KIT	Field Installed Wireguard Kit for B1/C1/D1 4' Fixtures with an End Mounted Sensor, Bulk Pack
*Add "-SP" at the end of the Wireguard Options order logic for Single Pack.	



Fixture Wireguard with End Mounted Sensor Wireguard (LED-HHSL-WG0x-KIT)



Fixture Wireguard (LED-HHSL-WG0x-KIT)

Physical Information⁴

Nominal Lumen Code	Input Voltage	Length	Width	Depth	Weight
A1	All	23.75"	15.00"	3.16"	6.00-11.00lbs.
B1	UNV	23.75"	15.00"	3.16"	6.00-11.00lbs.
B1	347/480	45.75"	17.20"	3.16"	13.00-19.50lbs.
C1/D1	All	45.75"	17.20"	3.16"	13.00-19.50lbs.

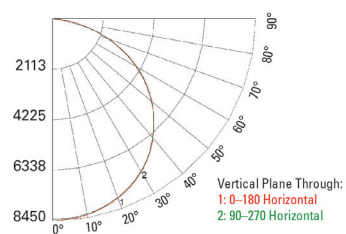
Ambient Operating Temperatures²

Nominal Lumen Code	Standard Operating Range
All Lumen Packages	-40°C to 50°C [-40°F to 122°F]

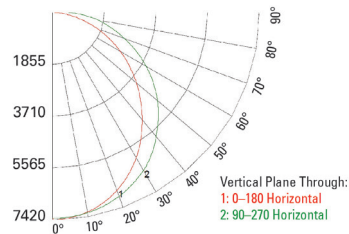
Photometrics

Visit orionlighting.com to obtain all .IES files

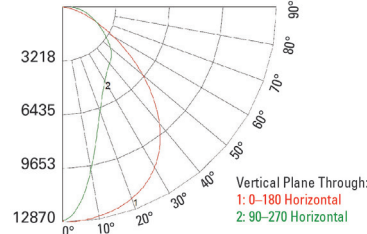
C1 850



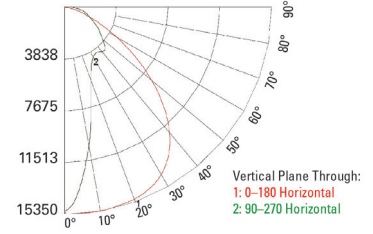
C1 850 LAFG



C1 850 LAFN



C1 850 LACF



Required Warranty Sensor Parameters:

The following are control parameters that must be followed to maintain life and warranty of the product between 0°C [32°F] and -40°C [-40°F].

Control Settings:

Timer/Building Management System Controls (On/Off without dimming)

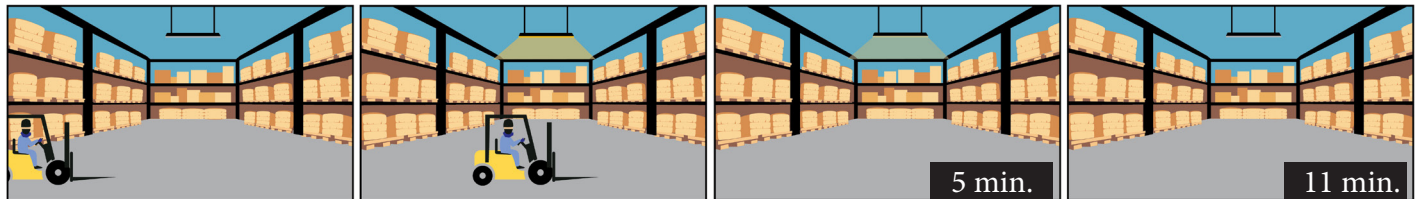
The fixture can be cycled on/off up to 8 times per day within a 24-hour time period. Once turned on, the fixture must remain on for a minimum of 1 hour before being turned off.

Motion Occupancy Sensor (On-Dim-Off)

The HSLF1 comes standard with a Wattstopper FSP-3x1 sensor. The following sensor settings are factory set and cannot be modified in the field to maintain warranty. If sensor settings are modified or tampered, warranty will be void.

Sensor settings:

- High Mode = 10v (100%)
- Low Mode = 4v (40%)
- Time Delay to Low Mode = 5 min
- Cut Off to 0% = 5 min
- Fade Down = 60 seconds
- Daylighting = Disable

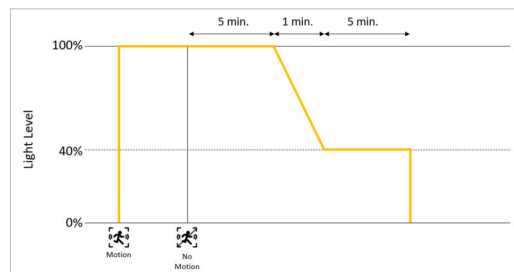


No motion detected.

When sensor detects motion, light level will turn on to 100%

If motion is not detected after 5 minutes, sensor will gradually dim light level to 40% in 1 minute

Light level will remain at 40% for the next 5 minutes, and if no additional motion is detected, sensor will turn light off



Additional Specification Information

¹ For actual lumens, see performance table

² Ambient operating range when suspended 12" from the ceiling

³ Actual performance may vary by up to ±10% of values listed; facility factors and fixture options can affect performance values

⁴ Weight will vary based on option selection

⁵ Calculated hours based on TM-21 projections and components used at the time of testing. Warranty is not associated with Calculated Lumen Maintenance

⁶ Feature/accessory option is only available with **ND** driver type

⁷ "xx" in part number is a place holder lens height of sensor. Either "20" or "40" can be included at the end of the part number to replace the "xx" placeholder

⁸ Requires the purchase of a Platform power cord. Cord is not included with fixture purchase

⁹ Only available with **FD** driver type