

DOCUMENT RESUME

ED 106 039

RC 008 512

**TITLE** Assessment of Rural Health Research. Final Report.  
**INSTITUTION** Control Data Corp., Arlington, Va. Professional Services Div.  
**SPONS AGENCY** Department of Agriculture, Washington, D.C. Office of Planning and Evaluation.  
**PUB DATE** 31 Dec 74  
**NOTE** 849p.; Some pages in Appendix D may not reproduce well. For related document, see RC 008 513

**EDRS PRICE** MF-\$ 1.39 HC-\$42.53 PLUS POSTAGE  
**DESCRIPTORS** Bibliographies; Comparative Analysis; Evaluation Methods; Financial Support; Health Programs; \*Health Services; Information Sources; \*Knowledge Level; Medical Services; Periodicals; \*Research Projects; \*Research Reviews (Publications); \*Rural Areas; Socioeconomic Influences

**ABSTRACT**

Prepared by Control Data Corporation to help meet the U.S. Department of Agriculture's need for an assessment of rural health care services research and knowledge, this study constructed an inventory of rural health care services research; identified problem-oriented research of depth and quality for use in decision-making; and evaluated a selection of this problem-oriented research. The study defined and identified the characteristics of problem-oriented research necessary to support "social action" toward the understanding and operational knowledge of medical care delivery in rural areas. Evaluation techniques were then devised to help indicate the relative usefulness of the research to active improvement of rural health care services delivery. A data base was designed, constructed, and used for a knowledge assessment of ongoing research and research publications. The study concentrated on ongoing research projects and recent research publications contained in major national research information systems. This paper presents the: inventory and description of ongoing research projects, inventory and analysis of publications, evaluation of selected accepted research publications, knowledge assessment of ongoing research projects and of accepted research publications, comparative knowledge assessment of project/publications, and Socioeconomic and Sociomedical Indexes. (NQ)

ED106039

# ASSESSMENT OF RURAL HEALTH RESEARCH

## FINAL REPORT



U.S. DEPARTMENT OF HEALTH,  
EDUCATION & WELFARE  
NATIONAL INSTITUTE OF  
EDUCATION  
THIS DOCUMENT HAS BEEN REPRO-  
DUCED EXACTLY AS RECEIVED FROM  
THE PERSON OR ORGANIZATION ORIGIN-  
ATING IT. POINTS OF VIEW OR OPINIONS  
STATED DO NOT NECESSARILY REPRESENT  
OFFICIAL NATIONAL INSTITUTE OF  
EDUCATION POSITION OR POLICY.

CONTRACT NUMBER 12-01-01-5-510  
TASK ORDER 2

OFFICE OF PLANNING AND EVALUATION  
US DEPARTMENT OF AGRICULTURE

31 DECEMBER 1974

008512



CONTROL DATA

0002

A-0150

## PREFACE

This study was prepared by Control Data Corporation (CDC) for the United States Department of Agriculture to help meet the Department's need for an assessment of rural health care services research and knowledge. This need was recently increased by Sections 104, 118, and 603 of the Rural Development Act of 1972, which respectively:

- Authorized loans to rural communities for development of essential community facilities (including health facilities).
- Authorized loans to private entrepreneurs for the establishment of business or industrial enterprises (including health facilities).
- Authorized and directed the Secretary of Agriculture to coordinate the various Federal assistance programs in assisting state and local rural development efforts.

This study culminates a six month research and analysis effort and incorporates pertinent portions of interim reports prepared and delivered during these six months.

Special acknowledgement is given to the following individuals for their contribution to the preparation of this study:

U.S. Department of Agriculture, Office of Planning and Evaluation -  
Dr. William B. Back.

CDC Professional Services Division, Engineering Management Operations:

George W. Singleton, Project Director

John H. Wooten, Project Advisor

Suzanne L. Wyban, Analyst

Dennis R. Cooke, Analyst

Harold B. Friedman, Researcher.

Special recognition is also given to the numerous libraries, data services, and their personnel who provided the data utilized in the study.

CONTROL DATA CORPORATION

iii

0003

## ACKNOWLEDGEMENTS

Acknowledgements are given to the following individuals for their valuable inputs into the design of this study.

- Mr. Richard Ackley  
Farmers Home Administration  
United States Department of Agriculture (USDA)  
Washington, DC
- Dr. Weldon Barton, PhD  
Governmental Services  
National Farmers Union  
Washington, DC
- Dr. Bond Bible, PhD  
Department of Rural Health  
American Medical Association  
Chicago, IL
- Ms. Dorothea Dolan  
Mental Health Services Development Branch  
Department of Health, Education and Welfare (DH&W)  
Rockville, MD
- Ms. Betty Dully  
Research Officer  
Committee for National Health Insurance  
Washington, DC
- Mr. R. J. Hildreth  
Managing Director  
Farm Foundation  
Chicago, IL
- Mr. Max Jordan  
Economic Research Service  
USDA  
Washington, DC
- Ms. Beatrice Judkins  
Extension Service  
USDA  
Washington, DC



### Acknowledgements (Continued)

- Dr. Edward Kelty, PhD  
Division of Mental Health Services Programs  
DHEW  
Rockville, MD
- Dr. Miriam Kelty, PhD  
Office of Scientific Affairs  
American Psychological Association  
Washington, DC
- Ms. Tresa Matthews  
Rural Development Service  
USDA  
Washington, DC
- Dr. Edward Moe, PhD  
Cooperative State Research Service  
USDA  
Washington, DC
- Mr. Patric Mullon  
Research Director  
National Sharecroppers Fund  
Washington, DC
- Mr. Mark Nestle  
Farmers Home Administration  
USDA  
Washington, DC
- Dr. Lee Sechrest, PhD  
Department of Psychology  
Florida State University  
Tallahassee, FL
- Mr. William Ward  
Rural Development Service  
USDA  
Washington, DC

## SUMMARY

This study embodies tertiary research (as opposed to basic and applied) into the area of rural health care services research. The objectives are generally to construct an inventory of this research, identify problem-oriented research of depth and quality for use in decision-making, and the evaluation of a selection of this problem-oriented research. The methodology utilized by the study concentrates on ongoing research projects and recent research publications contained in major national research information systems.

The study does not portend the last word on rural health care services research. In fact, great pains were taken to present the entire data base which resulted from this study to invite different methodological uses and serious discussions. However, the study does represent the initial step required for a nationally coordinated and systematically planned search for the knowledge of and solutions to the problems of rural health and rural development. Bibliographies are presented on rural health care services research and ongoing projects. The study attempts to define and then identify the characteristics of research (problem-oriented) necessary to support "social action" toward the understanding and operational knowledge of delivering medical care in rural areas. After the identification of this research, evaluation techniques are devised to help indicate their relative usefulness to active improvement of rural health care services delivery. A data base is designed and constructed and used for a knowledge assessment of ongoing research and research publications. A novel approach to a knowledge assessment of research publications is also conducted. Finally, comments and recommendations as to meaningful future action in the area of rural health care services research are offered.

## TABLE OF CONTENTS

<u>Paragraph</u>		<u>Page</u>
	Preface . . . . .	iii
	Acknowledgements . . . . .	iv
	Summary . . . . .	vi
	<b>SECTION 1 - INTRODUCTION . . . . .</b>	<b>1-1</b>
1.0	Introduction . . . . .	
	<b>SECTION 2 - OBJECTIVES &amp; PARAMETERS . . . . .</b>	<b>2-1</b>
2.0	Description . . . . .	2-1
	<b>SECTION 3 - INVENTORY &amp; DESCRIPTION OF ONGOING RESEARCH PROJECTS . . . . .</b>	<b>3-1</b>
3.0	Description . . . . .	3-1
	<b>Section 3-1: Distribution Analysis . . . . .</b>	<b>3-5</b>
3.1.0	Description . . . . .	3-5
3.1.1	CRIS (Current Research Information System) . . . . .	3-7
3.1.2	HEW (Health, Education, and Welfare) . . . . .	3-7
3.1.3	SIE (Science Information Exchange) . . . . .	3-7
3.1.4	Summary Distribution . . . . .	3-7
	<b>Section 3-2: Institutional Analysis . . . . .</b>	<b>3-26</b>
3.2.0	Description . . . . .	3-26
	<b>SECTION 4 - INVENTORY AND ANALYSIS OF PUBLICATIONS . . . . .</b>	<b>4-1</b>
4.0	Description . . . . .	4-1
	<b>Section 4-1: Accepted Research Publications . . . . .</b>	<b>4-7</b>
4.1	Description . . . . .	4-7
4.1.1	Distribution Analysis . . . . .	4-7

Table of Contents (Continued)

<u>Paragraph</u>		<u>Page</u>
4.1.2	Geographic Analysis . . . . .	4-48
4.1.3	Institutional Analysis . . . . .	4-50
	Section 4-2: Rejected Publications . . . . .	4-52
4.2	Description . . . . .	4-52
	Section 4-3: Unobtainable Publications . . . . .	4-53
4.3	Description . . . . .	4-53
	Section 4-4: Cited Publications . . . . .	4-54
4.4	Description . . . . .	4-54
	Section 4-5: Irrelevant Publications . . . . .	4-55
4.5	Description . . . . .	4-55
	SECTION 5 - EVALUATION OF SELECTED ACCEPTED RESEARCH PUBLICATIONS . . . . .	5-1
5.0	Description . . . . .	5-1
	Section 5-1: Criteria . . . . .	5-3
5.1	Criteria . . . . .	5-3
	Section 5-2: Rationale . . . . .	5-7
5.2	Rationale . . . . .	5-7
	Section 5-3: Interpretation . . . . .	5-8
5.3	Interpretation . . . . .	5-8
	Section 5-4: Summary Description . . . . .	5-16
5.4	Summary Description . . . . .	5-16
	SECTION 6 - KNOWLEDGE ASSESSMENT OF ONGOING RESEARCH PROJECTS . . . . .	6-1
6.0	Description . . . . .	6-1

Table of Contents (Continued)

<u>Paragraph</u>		<u>Page</u>
	SECTION 7 - KNOWLEDGE ASSESSMENT OF ACCEPTED RESEARCH PUBLICATIONS . . . . .	7-1
7.0	Description . . . . .	7-1
	SECTION 8 - COMPARATIVE KNOWLEDGE ASSESSMENT OF PROJECTS/PUBLICATIONS . . . . .	8-1
8.0	Description . . . . .	8-1
	SECTION 9 - SOCIOECONOMIC AND SOCIOMEDICAL INDEXES . . . . .	9-1
9.0	Description . . . . .	9-1
	Section 9-1: Socioeconomic Indexes . . . . .	9-3
9.1	Socioeconomic Indexes . . . . .	9-3
	Section 9-2: Sociomedical Indexes . . . . .	9-7
9.2	Sociomedical Indexes . . . . .	9-7
	SECTION 10 - ANALYTICAL ESSAYS . . . . .	10-1
10.0	Description . . . . .	10-1
	SECTION 11 - COMMENTS . . . . .	11-1
11.0	Description . . . . .	11-1
	SECTION 12 - RECOMMENDATIONS/NEED . . . . .	12-1
12.0	Recommendations/Needs . . . . .	12-1

## APPENDIXES

		<u>Page</u>
Appendix A	Glossary . . . . .	A-1
Appendix B-1	CRIS Identified Projects - By Title . . . . .	B-1
Appendix B-2	CRIS Identified Projects - By Funding Source/Name, by Subject Category . . . . .	B-9
Appendix B-3	CRIS Identified Projects - By Subject Category, by Funding Source/Name . . . . .	B-13
Appendix B-4	CRIS Identified Projects - By Project Number . . . . .	B-17
Appendix B-5	CRIS Identified Projects - By Control Number . . . . .	B-21
Appendix C-1	HEW Identified Projects - By Title . . . . .	C-1
Appendix C-2	HEW Identified Projects - By Funding Source/Name, by Subject Category . . . . .	C-7
Appendix C-3	HEW Identified Projects - By Subject Category, by Funding Source/Name . . . . .	C-11
Appendix C-4	HEW Identified Projects - By Project Number . . . . .	C-15
Appendix C-5	HEW Identified Projects - By Control Number . . . . .	C-19
Appendix D-1	SIE Identified Projects - By Title . . . . .	D-1
Appendix D-2	SIE Identified Projects - By Funding Source/Name, by Subject Category . . . . .	D-9
Appendix D-3	SIE Identified Projects - By Subject Category, by Funding Source/Name . . . . .	D-13
Appendix D-4	SIE Identified Projects - By Project Number . . . . .	D-17
Appendix D-5	SIE Identified Projects - By Control Number . . . . .	D-21
Appendix E	Additional Description of Data Sources . . . . .	E-1
Appendix F	Subject Categorization Format . . . . .	F-1
Appendix G-1	Research Publications Accepted - By Title . . . . .	G-1
Appendix G-2	Research Publications Accepted - By Funding Source/Name, by Subject Category . . . . .	G-31
Appendix G-3	Research Publications Accepted - By Geographic Location, by Funding Source/Name . . . . .	G-63

Appendixes (Continued)

	<u>Page</u>
Appendix G-4	Research Publications Accepted - By Outcome and Research Type, By Funding Source/Name . . . . . G-95
Appendix G-5	Research Publications Accepted - By Geographic Area, by Subject Category . . . . . G-127
Appendix G-6	Research Publications Accepted - By Subject Category, by Geographic Area . . . . . G-153
Appendix G-7	Research Publications Accepted - By Document Access Number . . . . . G-179
Appendix H-1	Publications Rejected - By Title . . . . . H-1
Appendix H-2	Publications Unobtainable - By Title . . . . . H-7
Appendix H-3	Publications Cited - By Title . . . . . H-13
Appendix H-4	Publications Irrelevant - By Title . . . . . H-31
Appendix I-1	Recommendation Outcome Type Publications Bibliographic Citations . . . . . I-1
Appendix I-2	Maps and Socioeconomic and Sociomedical Indexes for Recommendation Outcome Type Publications . . . . . I-9
Appendix J-1	Author Index . . . . . J-1
Appendix J-2	Institutional Index . . . . . J-13
Appendix K	Related Research Projects/Publications . . . . . K-1

TABLES

<u>Table</u>	<u>Page</u>
3-1	Distribution of CRIS Ongoing Projects by Subject Category . . . 3-8
3-2	Distribution of CRIS Ongoing Projects by Funding Source/Name . . 3-9
3-3	Distribution of HEW Ongoing Projects by Subject Category . . . 3-10
3-4	Distribution of HEW Ongoing Projects by Funding Source/Name . . 3-11
3-5	Distribution of SIE Ongoing Projects by Subject Category . . . . 3-12
3-6	Distribution of SIE Ongoing Projects by Funding Source/Name . . 3-13
3-7-1	Summary Distribution of Ongoing Projects by Information Source and Subject Category - Version No.1 . . . . . 3-18
3-7-2	Summary Distribution of Ongoing Projects by Information Source and Subject Category - Version No. 2 . . . . . 3-19
3-8	Summary Distribution of Ongoing Projects by Funding Source/ Name and Subject Category . . . . . 3-20
3-9	Ongoing Project Analysis by Institution . . . . . 3-27
4-1	Accepted Publications Per Subject Category . . . . . 4-10
4-2	Accepted Publications Per Geographic Field . . . . . 4-11
4-3	Summary Distribution of Accepted Publications by Funding Source Name and Subject Category . . . . . 4-12
4-4	Accepted Publications: FD, Other, PA, and R Outcome Types . . . . . 4-42
4-5	Accepted Publications: FD and Other Outcome Types . . . . . 4-43
4-6	Accepted Publications: PA and R Outcome Types . . . . . 4-44
4-7	Accepted Publications by Research Type . . . . . 4-45
4-8	Accepted Publication Analysis by Institution . . . . . 4-51
5-1	Evaluated Publications Bibliographic Citations, Social Action Utility Descriptors, and Point Scores . . . . . 5-10
5-2	Evaluated Publications by Outcome/Research Types . . . . . 5-16
5-3	Evaluated Publications by Outcome/Research Types and Social Action Utility Descriptor . . . . . 5-17
6-1	Surface Assessment - Ongoing Research Projects . . . . . 6-2
7-1	Summary of Problem Oriented Research by Subject Category . . . 7-7
7-2	Surface Assessment - Local/Problem Oriented Research . . . . . 7-11



Tables (Continued)

<u>Table</u>		<u>Page</u>
7-3	Surface Assessment - State/Problem Oriented Research . . . . .	7-14
7-4	Surface Assessment - Regional/Problem Oriented Research . . . . .	7-17
7-5	Surface Assessment - National/Problem Oriented Research . . . . .	7-18
7-6	Indepth Assessment - Local/Problem Oriented Research by Rurality Codes . . . . .	7-21
7-7	Indepth Assessment - State/Problem Oriented Research by Rurality Codes . . . . .	7-30
7-8	Indepth Assessment - Regional/Problem Oriented Research by Rurality Codes . . . . .	7-39
11-1	Publications Identified by Single Data Source . . . . .	11-5

FIGURES

<u>Figure</u>		<u>Page</u>
2-1	Ideal Health Care Organization . . . . .	2-9
4-1	Inventory & Analysis System . . . . .	4-2
9-1	SE/SM Indexes Format . . . . .	9-4

Section 1  
INTRODUCTION

1.0 Introduction

The topics of rural health/rural health care services are not only ones of immense proportions, but ones filled with controversy, ambiguity, and various levels of decision problems. Characteristics of these topics become apparent when one attempts to determine whether there are problem areas in rural health care services and, if so, the characteristics of those problem areas. Such an analysis is difficult because of the following factors:

- What is actually meant by "rural."
- What is meant by "health care services."
- What are the criteria for judging rural health/rural health care services (the urban standards as baseline is the usual technique).
- The difficulty in aggregating knowledge about the characteristics, variables, and interactive environment of rural health care services.
- Whether the structure and thus, the needs of rural health/rural health care services are comparable to urban health/urban health care services.
- The many obvious interactive environmental factors, e.g., air, water, terrain, domicile, impact rural health and complicate evaluations and decisions.

However, it is generally agreed that there is a problem in rural health/rural health care services because of the great disparity between the socioeconomic and sociomedical conditions of "urban" areas and "rural" areas, e.g., income

levels, mortality rates, population density, morbidity rates, and unemployment rates. Consequently, since the great rural population migration to urban areas began around 1920, and since the economic plight of the farmer during the Great Depression, public sector institutions have been concerned with the "rural development problem." These institutions have sometimes assumed, without empirical data and strict evaluative techniques that, "migration necessarily means problems," or that "lower income means disaster." More specifically, they assume "rural" automatically means societal dysfunctions.

The basic problem usually alluded to in connection with rural health is that of inaccessibility to primary health care. However, it has been difficult and remains relatively difficult to document this inaccessibility from a purely statistical basis; it is easier to document in a purely narrative manner. The available data and techniques of estimation and aggregation have simply been insufficient for precise analysis of the "problem." Historically, the fact that no analysis has precisely documented the exact number and location of people who lack access to specific health services on a specific geographic basis has engendered the lack of real health services research, urban or rural, in universities and other institutions until the 1950's. The reasons for this vacuum of statistical data on a geographic area specific basis have been the dynamics of population movement, changes in sources of payment for health services, the nature of the services themselves which change quite rapidly, and a lack of public awareness of a health "problem."

Because of the comprehensiveness and immensity of the rural development problem, many federal government agencies and offices have historically been independently involved. However, the Rural Development Act of 1972 established an administrative structure for the coordination and administration of all federal efforts and monies earmarked for rural development, regardless of agency. The Secretary of Agriculture is given the ultimate responsibility for coordinating and directing this interagency, national rural development program. The program's administrative hierarchy stretches

down into the state and local community levels, aiming toward an integrated federal, state, and local effort. Because rural health/rural health care services are responsibilities of the national rural development program, the Secretary of Agriculture must have the information to help direct Congressional rural health legislation and help coordinate and evaluate rural health service proposals and projects administratively. Up to now, it has been generally assumed that:

- Rural health/rural health care services are inferior to urban health and urban health care services.
- The quantitatively identified disparity of rural areas, e.g., low income and low population density, are the causes for this inferiority to urban health and urban health care services.
- Existing federal programs have failed to alleviate the inferiority.
- Increased federal appropriation is the needed solution.

However, the increasing necessity for efficient allocation of resources has created requirements for data and techniques that can be applied to rural health/rural health care services policy, proposed legislation, proposals, and research.

The first step to satisfy these requirements is the acquisition of knowledge about the state of recent and ongoing research that may have data elements about rural health, rural health care services, or evaluation factors (criteria, parameters, variables). Such data is necessary for the construction of systematic evaluation and data aggregation techniques for use by rural health/rural health care services decision-makers. An equally important need is the identification of major vacuums or overlaps in rural health research which warrant attention. Thus the need for this assessment of rural health care services research has been established. However, the derivation of the exact nature of this effort is discussed in the following sections. It should be noted that any acronyms, abbreviations, terms, or phrases puzzling to the reader should be referred to in, Appendix A, Glossary.

Section 2  
OBJECTIVES AND PARAMETERS

2.0 Description

In order to further define and refine the objectives of this study, a two part task was designed and completed before any other work was begun. The two parts of this task were:

- Informal interviewing of several key public sector and private sector people related to or responsible for rural health care service(s).
- A review of pending relevant Congressional legislation, relevant to rural health administrative actions, and relevant to rural health agency actions.

The informal interviews used the same interviewing questions. The questions essentially were of the following forms:

a. Form 1

In your opinion, do there exist vacuum or overlap areas concerning rural health care services and consequently corresponding areas in rural health care services research?

b. Form 2

If this project, i.e., rural health care services research assessment, was being funded by your agency instead of by the USDA Office of Planning and Evaluation, what output(s) would you expect or desire?

The purpose of the first question was to identify specific agencies' knowledge of rural health care services research and their rural health care services information

needs. The aim of the second question was to further identify each agency's information needs, as well as gain information on each agency's "ideal" expectations of this assessment's products. An analysis of the informal interviewing concretely cited a 90 percent consensus for the following:

- Basic research substantiating deficiencies in rural health care services is abundant.
- Applied research into the operating relationships of the rural health care services "system" and about alternative operating improvements for decision-making is lacking.
- The assessment effort would be useful if it:
  - Inventories (lists) research of rural health care services.
  - Identifies problem-oriented research of depth and quality for use to decision-makers, i.e., where alternative courses of action are compared in terms of desired outcomes, subject to the constraints of resources and value preferences.
  - Evaluates this problem-oriented research as to quality.

Research into the present pending legislation before Congress, as well as related events, leads us to the conclusion that there is no national comprehensive health policy at the present time. However, it is certain that some type of national health insurance is in the offing within the next two years. This statement is based on the number of major formulas for national health insurance before Congress and the sponsors of these formulas, including labor, American Hospital Association, American Medical Association, the Nixon Administration, Health Insurance Association of America, Long-Ribicoff (Democrats), and Kennedy-Mills (Democrat-Republican). An analysis of these various bills and previous legislation enables one to form three general national health goals, even though it has not been decided legislatively how they are to be met. These goals are improvement of access, assurance of quality, and containment of costs.

To ensure a cost-effective high resolution study of rural health care services research, certain parameters of the study had to be identified and defined. The parameters were identified as follows:

- What constitutes "rural."
- What constitutes relevancy to the needs of rural health care services decision-making.
- What constitutes "rural health care services research."
- What constitutes "recent and ongoing" research.
- What constitutes rural health care services research subject areas (address areas that affect rural health).
- What constitutes the data sources for identifying rural health care services research.

The defining of these parameters would lead to the formulation of a "system" incorporating screening criteria, classification schemes, and evaluation criteria. These parameters will be discussed and defined in order of their presentation above.

The term "rural" has various meanings and applications. The Bureau of the Census uses a definition of "rural" referring to all people not classified as urban, i.e., not living in an incorporated or unincorporated place of 2,500 or more inhabitants. The Office of Management and Budget (OMB) uses the term "non-metropolitan" to mean areas outside Standard Metropolitan Statistical Areas (SMSA's). An SMSA is the integrated socioeconomic area in and around a city of 50,000 or more inhabitants. It can be a county or group of contiguous counties that contain at a minimum one central city of 50,000 or more or twin cities with a combined population of at least 50,000. Thus, "non-metropolitan" denotes areas functionally less interrelated to the metropolitan economies. For this assessment effort, the term "rural" was given OMB's "non-metropolitan" meaning (i.e., all areas outside SMSA's) because of its relative ease of application and for its more functional utility as a basis to an assessment methodology. The quantitative effect of using OMB's definition of

"non-metropolitan" rather than the Census Bureau's definition of "rural" is that the assessment effort's term "rural" would contain urban (less than 50,000 population), non-farm, and farm areas.\* The functional utility of OMB's definition is not perfect but is adequate to help express the fact that "rural" cannot always be equated with agricultural activities. City life and country life have converged rapidly in recent years and their boundaries are difficult to perceive. The boundary is, however, intertwined with the relative ease of access to the city and its products and services. What is meant by "rurality" will be expanded upon in Section 7.

What constitutes relevancy to the needs of rural health care services decision-making is defined here as the relative social action characteristics of the research. "Social action characteristics" designates attributes of a specific study which may increase its usefulness as input into the further understanding of and/or the improvement of rural health care services.

What constitutes "rural health care services research" is embodied in two series of classifications based on the social action concept introduced above. The first series is the research type manifested in the specific research's objectives. Rural health care services research is generally concerned with organization, staffing, financing, utilization, evaluation and the like. The overall goal of rural health care services research is any or all of the following: equity of access, assurance of quality, and the moderation of cost.

There are two categories of research types, defined as follows:

- Rural Sociomedical Research (SM) - concerns understanding of the underlying factors and operations of rural health services on which to base long-range plans and policies for the betterment of health care service delivery.

---

\*Conversely, the assessment effort's term for "urban" would be OMB's term "metropolitan," i.e., SMSA's, and would constitute central cities, suburbs, rural non-farm, and rural farm areas.



- Rural Health Service Research and Development (R&D) - concerns the improvement in the short-run of delivery, organization, and financing through innovations in manpower; methods of financing; facilities; technology; and methods for assuring the quality of care and health services information systems.\*

Very broadly, Rural Sociomedical Research is basic scientific research of medical care and patient care in a large time span, while Rural Health Services R&D is practical (real community situations) applied research in a limited time span.

The second series of classifications is the outcome type reflected in the specific research's conclusions and results. Four categories of outcomes are used to classify rural health care services research in this assessment effort. These outcome types are as follows:

- Fact Description (FD) - an outcome of a research project which states the facts uncovered during the research but does not decide if a problem exists, and does not recommend a solution. It may, however, recommend further research (usually a traditional disciplinary descriptive study of limited social action utility).
- Problem Analysis (PA) - an outcome which states the facts uncovered during the research, and decides if a problem exists. The outcome does not recommend a solution, but may recommend that alternatives be explored (ideally a multidisciplinary study of a multivariable analytic nature which has useful social action characteristics as data base components).
- Recommendation (R) - an outcome which states the facts uncovered during the study and comparatively recommends alternatives (specific programs or resources) to alleviate the problem (ideally a multidisciplinary study,

---

\*"SM" and "R&D" classifications were adapted from Health Services Research & R&D in Perspective, edited by E. E. Flook and P. J. Sanazaro, (Ann Arbor, MI: Health Administration Press, 1973).

usually problem-focused on short-term improvements - a necessary tool for social action decision-making.)

- Other - an outcome which is unclassifiable by the other three outcome types (of variable social action utility).

What constitutes "recent and ongoing" research is complicated by the two-dimensional temporal nature of a research project and the dissemination over time of publication(s) from and about that project. The ongoing research is expressed in resumes and progress reports about the objectives of the research; completed projects are expressed by actual results in the form of publications. Consequently, this assessment effort primarily addresses itself to these research dimensions:

- Publications formally or informally, in the case of mimeographed documents, dated post-December 31, 1969 - generated from terminated projects (i.e., projects terminated May 31, 1974).
- Ongoing projects without publications.
- Publications formally or informally dated post-December 31, 1969 - generated from ongoing projects (i.e., ongoing as of June 1, 1974).

What constitutes rural health care services research subject areas is embodied in the Subject Categorization Format. The major headings of this format and their abbreviations in parenthesis are as follows:

- I RURAL HEALTH PERSONNEL (Personnel)
- II RURAL HEALTH FACILITIES (Facilities)
- III ORGANIZATION AND ADMINISTRATION OF HEALTH SERVICES PROGRAMS (Organization and Administration)
- IV EVALUATION AND QUALITY OF RURAL HEALTH SERVICES (Evaluation and Quality)
- V UTILIZATION OF RURAL HEALTH SERVICES (Utilization of Services)

- VI ECONOMICS, COSTS, AND FINANCING OF RURAL HEALTH SERVICES  
(Economics, Costs, and Financing)
- VII SOCIAL BEHAVIORAL ASPECTS OF RURAL HEALTH SERVICES (Social Behavioral Aspects)
- VIII PHARMACY RELATED RURAL HEALTH SERVICES RESEARCH (Pharmacy Related Research)
- IX UNIQUE RURAL HEALTH SERVICES PROBLEMS (Unique Problems)
- X RURAL HEALTH SERVICE TECHNOLOGY (Technology)
- XI RURAL RESEARCH METHODOLOGIES (Research Methodologies)

A more detailed format is shown in Appendix F, where subcategories and microcategories are indicated. It should be noted that underlying environmental areas, both domicile and biological, have been excluded on the grounds of their ancillary nature, evasive omnipresence, and the limited assessment effort resources. A close look at Appendix F will reveal that these 11 major categories are not mutually exclusive, reflecting both functions and components of a health system. The subcategories, e.g., mental, dental, and general health services are not meant to be absolute. Their presence in the format rests on what is felt to be a general distinction made at the federal research funding level. The distinctions of "public" and "private" sector are made for largely evaluative reasons, even though results may be applied non-discriminately.

It should further be noted that an ideal health care services system organization exists in the microcategorizations of the Subject Categorization Format. This organization is described below.\*

- Primary care (1<sup>o</sup>) - "treatment based in offices, clinics, ambulatory facilities, or health centers with a few "holding," or observation, beds close to where people live and work."
  - Handles health problems including "those with a high probability of affecting any one individual at least once, if not frequently, in the

---

\*Definitions taken from "Life and Death and Medicine," by Kerr L. White, Scientific American, September 1973, Vol. 229, #3, page 23.

course of a lifetime. They include respiratory infections, asthma, obesity, visual impairments, gastro-intestinal disturbances, minor accidents, and emotional problems."

- "It is these problems, where they are not managed through self-care by the family, that require primary care."
- Secondary care (2<sup>o</sup>) - "Specialized consultant care that should be based in large-sized community hospitals."
  - Handles health problems including "industrial, agricultural, and traffic accidents, burns, fractures, tumors requiring radiation therapy, selected cardiac disorders, and emergencies needing laboratory tests."
- Tertiary care (3<sup>o</sup>) - "Highly specialized, technologically based intensive care centralized in large medical centers and frequently located in universities."
  - Handles health problems including "Certain congenital abnormalities, unusual genetic and molecular aberrations, certain malignant neoplasms, catastrophic trauma, rare metabolic and endocrine disorders, acute poisonings, complex immune reactions, and diseases acquired by travelers in areas remote from home."

A visual representation of this ideal health care services system is presented in Figure 2-1 and assumes some degree of integration of the urban/rural health care services systems. The triangle in this figure reflects the relative size of the various levels of care.

Finally, it should be observed that the Subject Categorization Format, Appendix F, is abbreviated in its microcategorizations to save space, e.g., the microcategorizations a, b, and c under I A.1 were omitted from under I A.2 and I A.3, as well as I B and I C.

What constitutes the data sources for identifying rural health care services research was guided by the cost-effective concerns of limited resources and by the objective of finding research with social action characteristics which would aid in decision-making tasks. Seven general document/data sources were selected, all but one

**3° Sub-Specialty Care - For a State or Several Regions**

(Provided in a Medical Center or University Teaching Center)

Quality specialty care in a personalized fashion:

- Specific medical, diagnostic, and therapeutic services for unusual and complicated cases
- Specific surgical care for unusual and complicated cases (neurosurgery, organ transplants, etc.)
- Part of a comprehensive health care system

**2° Secondary (or Referral Medical Care) - for a Region**

(Provided in a Regional Health Center)

Quality secondary and referral care in an available and personalized fashion:

- Medical and surgical diagnostic services for complicated problems
- Surgical care and medical care for complicated problems
- Services for major surgical and medical emergency problems
- Part of a comprehensive health care system

**1° Primary Medical Care - for an Area**

(Provided in an Area Health Center)

Quality primary medical care in an available, personalized, and continuous fashion:

- Preventive services, case-finding services, and diagnosis and treatment for usual and uncomplicated illnesses and diseases
- Minor surgery and medical care for uncomplicated problems
- Supervision of home care health services
- Part of a comprehensive health care system
- In large Area Health Centers, services for surgical and medical problems not requiring specialized personnel and equipment

(Provided in a Community Health Center, related to an Area Health Center)

Quality primary medical care in an available, personalized and continuous fashion:

- Preventive services, case-finding services, and diagnosis and treatment for usual and uncomplicated illnesses and diseases
- Supervision of home care health services
- Part of a comprehensive health care system

Source: MacQueen, John C. A Plan for the Distribution of Physicians and the Health Care Units Needed to Provide Health Services in Iowa. (ED 076 891 - ERIC Accession Number)

Figure 2-1. Ideal Health Care Organization

primarily located in Washington, DC, the origin of the majority of funding and policy making decisions. Thus, the approach was to look for "social action" research in the national information systems which collectively should contain an inventory of recent and ongoing rural health care services research.

The seven general data sources selected were:

- a. United States Department of Agriculture (USDA)
  - (1) National Agricultural Library (NAL)\*
    - (a) Cataloging and Indexing System (CAIN)\*
    - (b) Current Research Information System (CRIS)\* \*\*
    - (c) Several publications
  - (2) Economic Research Service
  - (3) Extension Service
- b. Department of Health, Education, and Welfare (DHEW)
  - (1) National Library of Medicine (NLM)
    - (a) Medical Literature Analysis and Retrieval System (MEDLARS)\*
    - (b) Other systems (Medline and Medfile)\*
    - (c) Several publications (Index Medicus)\*
  - (2) Health Services and Mental Health Administration Library (HSMHAL)\*
  - (3) Research Contracts and Supplementary Agreements
  - (4) Research Grants and Awards
  - (5) Research Grants Index (Computer Retrieval of Information on Scientific Projects - CRISP) - 1973\*\*
  - (6) Educational Resources Information Center (ERIC)\*
- c. Department of Commerce (DOC)
  - (1) National Technical Information Service (NTIS)\*
  - (2) EDA (8 regional agencies)\*

- d. Smithsonian Science Information Exchange (SIE)\*\*
- e. Library of Congress (LC) - card catalog
- f. Appalachian Regional Commission (ARC)\*
- g. American Medical Association (AMA) - Department of Rural Health\*

Only the asterisked sources and subsources were actually searched for publications(\*) and projects (\*\*).

These data sources were chosen to comprehensively identify high quality research studies from the six major health services research funding sources (federal government, local government, industry, foundations, universities, and associations) as follows:

- USDA would capture recent research publications and ongoing projects, USDA and state funded.
- DHEW would capture recent research publications and ongoing projects, DHEW funded.
- DOC would capture recent publications from federal funding sources (DOC, Department of Defense, Veterans Administration, USDA, DHEW, Appalachian Regional Commission, Department of Housing and Urban Development, Department of Transportation).
- SIE would capture ongoing projects from industry, government, university, and other funding sources.
- AMA would capture recent across-the-board funding sources.
- LC would capture recent research publications.

Appendix E contains additional information on some of these data sources.

In summary, the underlying methodology used in this effort was that of analyzing completed rural health research projects by telescoping in on their publications, i.e., the documented representations of the actual outputs of research projects. This methodology resulted in the capture of not only publications from completed research but publications from ongoing research as well. However, ongoing rural health research without publications would be missed by this methodology, and required a separate mechanism (discussed in the next section) to remedy this situation. Ongoing research identification entailed not only the assessment of the Current Research Information System, but also of the Smithsonian Science Information Exchange and DHEW's Computer Retrieval of Information on Scientific Projects. Please note that CRISP cited research projects will be called "HEW" to avoid confusion with CRIS.



### Section 3

## INVENTORY AND DESCRIPTION OF ONGOING RESEARCH PROJECTS

### 3.0 Description

In the search for ongoing research projects, the "system" entailed a computer search of CRIS and SIE and a manual search of HEW (the CRISP generated Research Grants Index, 1973). In order to obtain as much rural health care services research from the two automated data sources as possible, keywords were custom formed from the Subject Categorization Format (Appendix F). These keywords were used to query the CRIS and SIE systems. The resulting information about ongoing research projects varied in its details as follows:

- CRIS - contained resumes with varying degrees of objects, methodology, specific details, progress reports; and publication bibliographies.
- HEW - contained only project name, investigators, grant number, institution, and rarely publication bibliographies.
- SIE - contained comparable resumes to CRIS except publication bibliographies.

Thus, the specific geographical research location, research type, and outcome type were not obtainable from available information. However, the funding source, investigators, and institution conducting the research were readily available.

Each of the ongoing research projects was screened through a set of criteria. Each project had to meet each and every criterion to be "accepted." "Rejected" projects were dropped and are not presented here. The screening criteria used for the rural health care services ongoing research projects were as follows:

- Its research site is either "rural" (expressed in the project's title or in the project's resume), or "non-metropolitan" (non-SMSA, i.e., an incorporated or unincorporated area of less than 50,000 people).

- It is not clinical (not bio-medical) research, not excluding morbidity and mortality research.
- It is not health profession training or education research, not excluding utilization or supply and demand research.
- It is not simple, recurring compilations of statistics.
- It addresses at least one subject category of Appendix F, the Subject Categorization Format.

The subject category was derived at best from the title and resume and at worst from only the title (as was the case for the HEW identified projects). Furthermore, it should be reiterated that the depth of detail of the resumes varied considerably. Often no resume whatsoever was available for a particular project.

The "accepted" research projects were separated into CRIS, HEW, and SIE cited groups. Each group was alphabetized by project title and assigned a unique series of control numbers. The alphanumeric series for each of the three groups of ongoing research projects are as follows:

- |  |      |   |
|--|------|---|
| ● CRIS Projects<br>("C" for CRIS cited<br>accepted projects and<br>a two digit body number.) | C 00 | (CRIS project control<br>number series) |
| ● HEW Projects<br>("H" for HEW cited<br>accepted projects and<br>a two digit body number.)   | H 00 | (HEW project control<br>number series). |
| ● SIE Projects<br>("S" for SIE cited<br>accepted projects and<br>a two digit body number.)   | S 00 | (SIE project control<br>number series). |

These three alphanumeric series were assigned in sequence (appropriately starting with "01") to the appropriate title alphabetized groups.

The listing of ongoing research projects identified by CRIS, HEW, and SIE are respectively presented in Appendixes B-1, C-1, and D-1. These listings are alphabetized by title and show control number, investigators, research institution, address, and either a computer accession number (in the case of CRIS only), or grant number or contract number (in the case of SIE identified research, the zeroes are omitted). These listings (appendixes B-1, C-1, D-1) are cross-indexed by Appendix J-1, Author Index, and Appendix J-2, Institutional Index. The author index is arranged alphabetically by last name. It contains authors of research publications and principal investigators of ongoing projects. The institutional index is arranged alphabetically by the full name of the institution, and contains those institutions indicated as receiving research monies or conducting the research represented by ongoing research projects and research publications. Both indexes refer to the above-mentioned listings by listing the appropriate alphanumeric control numbers, i.e., the specific author or institution being inquired about is found in the appropriate index which lists the control numbers, if any, for that author or institution.\*

The CRIS cited research projects are ongoing projects funded partially or in full by USDA and conducted by USDA agencies such as ERS or ES, or by Cooperative State Research Service (CSRS) through land grant colleges and universities and other cooperating institutions. The HEW cited ongoing research projects are ongoing projects funded partially or in full by DHEW and conducted by various institutions and agencies, both public and private. The SIE cited ongoing research projects are funded by myriad sources and conducted by all types of public and private institutions and agencies. It is important to note that the SIE group of projects contains research projects cited originally by CRIS (thus, funded in some part by USDA) and forwarded to the Smithsonian Science Information Exchange as well as research projects cited

---

\*It should be noted that Appendixes J-1 and J-2 are respectively author and institutional indexes for both ongoing research projects and publications, i.e., they cross-reference Appendixes B-1, C-1, D-1, G-1 and H-1.

originally by HEW (and funded in some part by DHEW) and likewise forwarded to the Smithsonian Science Information Exchange. The rationale for this procedure in regards to USDA and DHEW funded projects being grouped under SIE was to determine the efficiency of the Smithsonian Science Information Exchange in the area of rural health care services ongoing research. As to the answer to the obvious question as to why only part of the CRIS and HEW projects were turned over and, thus, turned up in the SIE group, this situation has not been fully analyzed and, thus, an answer cannot be offered at this time.

Section 3-1  
DISTRIBUTION ANALYSIS

3.1.0 Description

The distribution analysis for the ongoing research projects is simply a description of these projects using various sort routines of the data elements, i.e., funding source/name, subject category, project number (computer accession number in the case of CRIS identified projects and grant or contract number in the case of HEW and SIE identified projects), and control number (numeric portion only). The individual distribution analysis for CRIS (Appendixes B-2, B-3, B-4, and B-5), HEW (Appendixes C-2, C-3, C-4, and C-5), and SIE (Appendixes D-2, D-3, D-4, and D-5) are similarly alphanumerically numbered denoting the same sort routines as follows:

- B-2, C-2, D-2 -- By Funding Source/Name, by Subject Category

The first column is "document accession number," which gives any research publications which were generated by the specific ongoing project.\* This alphanumeric document accession number is to the research publications as the alphanumeric control number is to the ongoing research projects (see section 4.0 for a further description). The second column is type of funding source; the sources are then arranged alphabetically by name. The subject categories funded by each source are in numeric order giving the subject category main heading abbreviation and giving the subcategory, e.g., II F.5 (see Appendix F for a full display of the Subject Categorization Format). Each project appears once for each funding source identified for it with a numeric suffix attached to the numeric portion of the control number. This appendix may be used in analyzing projects funded by specific agencies or by type of funding source.

---

\*A complete listing of related research projects/publications can be found in Appendix K.

- **B-3, C-3, D-3 -- By Subject Category, by Funding Source/Name**

This display is the reverse of B-2, C-2, D-3, where the column order is the same but the subject category is first sequenced numerically with the funding sources and name arranged alphabetically under each major subject category heading. This appendix may be used by those analyzing for subject category completeness and incompleteness.

- **B-4, C-4, D-4 -- By Project Number**

The column order is again the same but the studies are arranged in sequence by their "access numbers," which in the case of CRIS is actually the computer accession number and in the cases of HEW and SIE are the grant and contract numbers. This would be of interest to those researchers and research administrators familiar with these numbers and who wanted to do further study outside the scope of this assessment effort.

- **B-5, C-5, D-5 -- By Control Number**

These appendixes have a one-to-one correspondence with the listings of research projects, Appendixes B-1, C-1 and D-1, in that they both are arranged by control number sequence and thus alphabetically by title.

The Appendixes B-1, C-1, and D-1 are, thus, the listings to be used to acquisition the project's vital information (title, investigators, institution), which the user identifies in the other appendixes. The control numbers are the means to such acquisition. It should be noted that the CRIS distribution analysis appendixes (B-2 through B-5) contain 44 studies that were terminated as of December 31, 1974. These are denoted by "T" and a date in the "TERM CODE" and "TERM DATE" columns.

It cannot be overemphasized that SIE identified projects contain projects reported from CRIS and HEW, thus funded by USDA and DHEW respectively. These USDA and DHEW funded projects are readily identifiable by looking at the "FUNDING SOURCE/NAME" column in SIE's distribution analysis (Appendixes D-2 through D-5).

Finally, no classification as to geographic site, research type, or outcome type was undertaken for ongoing projects as was done for recent research publications. Furthermore, only one subject category was developed for each ongoing project compared to a minimum of two subject categories per research publication. This should be kept in mind when comparing projects with publications and will be discussed again later.

#### 3.1.1 CRIS (Current Research Information System)

The total number of USDA projects identified by CRIS is 81 or 35.8 percent of the ongoing research projects.\* Tables 3-1 and 3-2 present summaries of the CRIS distributions listed in Appendixes B-2 through B-5 by subject category and funding source/name respectively.

#### 3.1.2 HEW (Health, Education and Welfare)

The total number of HEW projects identified by HEW is 61 or 27.0 percent of the ongoing research projects. Tables 3-3 and 3-4 present summaries of the HEW distributions listed in Appendixes C-2 through C-5 by subject category and funding source/name respectively.

#### 3.1.3 SIE (Science Information Exchange)

The total number of projects identified by SIE is 84 or 37.2 percent of the ongoing research projects. Tables 3-5 and 3-6 present summaries of the SIE distributions listed in Appendixes D-2 through D-5 by subject category and funding source/name respectively.

#### 3.1.4 Summary Distribution

In order to observe the relative efficiency of SIE cited research projects compared to CRIS and HEW, and at the same time observe the comparative patterns of USDA funded and DHEW funded ongoing research projects, two versions of the summary distribution were done.

\*Please note this figure does not reflect USDA funded projects within the SIE cited group. For further discussion see Section 3.0.

TABLE 3-1. DISTRIBUTION OF CRIS ONGOING PROJECTS BY SUBJECT CATEGORY

SUBJECT CATEGORY	ONGOING		TERMINATED*		TOTALS	
	NO. OF PROJ.'S	PERCENT	NO. OF PROJ.'S	PERCENT	NO. OF PROJ.'S	PERCENT
I PERSONNEL	-	0.0	-	0.0	-	0.0
II FACILITIES	2	2.5	2	2.5	4	4.9
III ORGANIZATION AND ADMINISTRATION	8	9.9	8	9.9	16	19.8
IV EVALUATION AND QUALITY	10	12.4	10	12.4	20	24.7
V UTILIZATION	-	0.0	-	0.0	-	0.0
VI ECONOMICS, COSTS AND FINANCING	9	11.1	6	7.4	15	18.5
VII SOCIAL BEHAVIORIAL ASPECTS	3	3.7	4	4.9	7	8.6
VIII PHARMACY RELATED RESEARCH	-	0.0	-	0.0	-	0.0
IX UNIQUE PROBLEMS	5	6.2	14	17.3	19	23.5
X TECHNOLOGY	-	0.0	-	0.0	-	0.0
XI RESEARCH METHODOLOGIES	-	0.0	-	0.0	-	0.0
TOTALS:	37	45.7	44	54.3	81	100.0

\*Projects terminated as of 12/31/74.



TABLE 3-2. DISTRIBUTION OF CRIS ONGOING PROJECTS BY FUNDING SOURCE/NAME

<u>Department of Agriculture</u>	<u>TOTALS*</u>	<u>PERCENTAGE</u>
Agricultural Experiment Stations	1	1.2
Cooperative State Research Service	63	77.7
Economic Research Service	3	3.7
Not Further Identified	0.5*	0.6
	67.5	83.3
<u>States</u>	13.5	16.7
Iowa	1	1.2
Kansas	2	2.5
Louisiana	2	2.5
New York	4	4.9
Ohio	2	2.5
Texas	1.5*	1.9
Virginia	1	1.2
TOTALS	81	100

\* One project was multiply funded (2 sources).

TABLE 3-3. DISTRIBUTION OF HEV ONGOING PROJECTS BY SUBJECT CATEGORY

<u>SUBJECT CATEGORY</u>	<u>NO. OF PROJECTS</u>	<u>PERCENT</u>
I PERSONNEL	10	16.4
II FACILITIES	23	37.7
III ORGANIZATION AND ADMINISTRATION	6	9.8
IV EVALUATION AND QUALITY	4	6.6
V UTILIZATION	-	0.0
VI ECONOMICS, COSTS AND FINANCING	1	1.6
VII SOCIAL BEHAVIORAL ASPECTS	5	8.2
VIII PHARMACY RELATED RESEARCH	1	1.6
IX UNIQUE PROBLEMS	3	4.9
X TECHNOLOGY	7	11.4
XI RESEARCH METHODOLOGY	<u>1</u>	<u>1.6</u>
TOTALS	61	100.0

0038

TABLE 3-4. DISTRIBUTION OF HEW ONGOING PROJECTS BY FUNDING SOURCE/NAME

	<u>TOTALS</u>	<u>PERCENTAGE</u>
<u>Alcohol, Drug Abuse, and Mental Health Administration</u>	25	41.0
National Institute of Alcohol Abuse & Alcoholism	13	21.3
National Institute of Drug Abuse	1	1.6
National Institute of Mental Health	11	18.0
<u>Health Resources Administration</u>	31	50.8
Bureau of Health Resources Development	6	9.9
Bureau of Health Services Research	25	41.0
<u>National Institutes of Health</u>	5	8.2
National Institute of Child Health and Human Development	4	6.6
National Library of Medicine	1	1.6
<b>TOTALS</b>	<b>61</b>	<b>100.0</b>

0033

TABLE 3-5. DISTRIBUTION OF SIE ONGOING PROJECTS BY SUBJECT CATEGORY

<u>SUBJECT CATEGORY</u>	<u>NO. OF PROJECTS</u>	<u>PERCENT</u>
I PERSONNEL	3	3.6
II FACILITIES	25	30.0
III ORGANIZATION AND ADMINISTRATION	9	10.7
IV EVALUATION AND QUALITY	14	16.6
V UTILIZATION	2	2.4
VI ECONOMICS, COSTS AND FINANCING	-	0.0
VII SOCIAL BEHAVIORAL ASPECTS	7	8.3
VIII PHARMACY RELATED RESEARCH	1	1.2
IX UNIQUE PROBLEMS	20	23.8
X TECHNOLOGY	3	3.6
XI RESEARCH METHODOLOGIES	-	<u>0.0</u>
TOTALS	84	100.0

0040

TABLE 3-6. DISTRIBUTION OF SIE ONGOING PROJECTS BY FUNDING SOURCE/NAME

	<u>TOTALS</u>	<u>PERCENTAGE</u>
<u>Department of Transportation</u>	2	2.4
Federal Highway Administration	1	1.2
Not Further Identified	1	1.2
<u>Environmental Protection Agency</u>	4	4.8
Office of Research and Development	4	4.8
<u>Department of Health, Education and Welfare</u>	51	60.7
<u>Education Division</u>	(1)	(1.2)
National Institute of Education	1	1.2
<u>Office of Human Development</u>	(2)	(2.4)
Office of Child Development	2	2.4
<u>Public Health Service</u>	(46)	(54.8)
<u>Alcohol, Drug Abuse, and Mental Health Administration</u>	(24)	(28.6)
National Institute of Alcohol Abuse and Alcoholism	13	15.5
National Institute of Drug Abuse	1	1.2
National Institute of Mental Health	10	11.9

0041

Table 3-6. Distribution of SIE Ongoing Projects by Funding Source/Name (Continued)

	<u>Totals*</u>	<u>Percentage</u>
<u>Department of Health, Education, and Welfare</u> (Continued)		
<u>Public Health Service (Continued)</u>		
<u>Center for Disease Control</u>	(4)	(4.8)
National Institute for Occupational Safety and Health	4	4.8
<u>Health Resources Administration</u>	(10)	(11.9)
Bureau of Health Services Research	8	9.5
Not Further Identified	2	2.4
<u>National Institutes of Health</u>	(6)	(7.1)
National Institute of Child Health and Human Development	1	1.2
National Institute of Dental Research	1	1.2
Not Further Identified	4	4.8
Not Further Identified	2	2.4
<u>Social and Rehabilitation Service</u>	(2)	(2.4)
Rehabilitation Services Administration	2	(2.4)

Table 3-6. Distribution of SIE Ongoing Projects by Funding Source/Name (Continued)

	<u>Totals*</u>	<u>Percentage</u>
<u>National Safety Council</u>	1 1	1.2 1.2
<u>National Science Foundation</u>	1 1	1.2 1.2
<u>Office of Economic Opportunity</u>	1.5 1.5	1.8 1.8
<u>Office of the President</u>	1.5 1.5	1.8 1.8
<u>U. S. Department of Agriculture</u>	2	2.4
<u>Economic Research Service</u>	2	2.4
<u>Private Funds and/or Foundations</u>	17	20.2
Boettcher Foundation	1	1.2
Commonwealth Fund	2	2.4
Ford Foundation	1	1.2
Johnson Foundation	11	13.1
Kellogg Foundation	1	1.2
Moody Foundation	1	1.2
<u>States</u>	2	2.4
Arizona	1	1.2
Indiana	1	1.2

0046

Table 3-6. Distribution of SIE Ongoing Projects by Funding Source/Name (Continued)

<u>Educational</u>	<u>Totals*</u>	<u>Percentage</u>
University of Kentucky	1	1.2
TOTALS	84	100.1

\* 6 projects were multiply funded (2 sources each), totals include 0.5 for each of them.



The first version shown in Table 3-7-1 shows research projects originally identified by HEW and CRIS and forwarded to SIE as part of the SIE group of research projects. Thus, here USDA funded projects exist in both the CRIS and SIE groups, and DHEW funded projects exist in both HEW and SIE groups. The second version shown in Table 3-7-2 shows the actual origin of the projects. Thus, all USDA funded projects are shown under CRIS; all DHEW funded projects are shown under HEW; and all other types of funded projects exclusive of USDA and DHEW are shown under SIE.

Finally, Table 3-8 gives a summary of ongoing projects by their subject categories and the specific names of funding sources organized under federal, private, state, and and educational groupings.

TABLE 3-7-1. SUMMARY DISTRIBUTION OF ONGOING PROJECTS  
BY INFORMATION SOURCE AND SUBJECT CATEGORY - VERSION #1\*

SUBJECT CATEGORY	CRIS**		HEW		SIE		TOTALS	
	NO. OF PROJ'S	PERCENT	NO. OF PROJ'S	PERCENT	NO. OF PROJ'S	PERCENT	NO. OF PROJ'S	PERCENT
	I PERSONNEL	-	0.0	10	4.4	3	0.1	13
II FACILITIES	4	1.8	23	10.2	25	11.1	52	23.0
III ORGANIZATION AND ADMINISTRATION	16	7.1	6	2.7	9	4.0	31	13.7
IV, EVALUATION AND QUALITY	20	8.8	4	1.8	14	6.2	38	16.8
V UTILIZATION	-	0.0	-	0.0	2	0.9	2	0.9
VI ECONOMICS, COSTS AND FINANCING	15	6.6	1	0.4	-	0.0	16	7.1
VII SOCIAL BEHAVIORIAL ASPECTS	7	3.1	5	2.2	7	3.1	19	8.4
VIII PHARMACY RELATED RESEARCH	-	0.0	1	0.4	1	0.4	2	0.9
IX UNIQUE PROBLEMS	19	8.4	3	1.3	20	8.8	42	18.6
X TECHNOLOGY	-	0.0	7	3.1	3	1.3	10	4.4
XI RESEARCH METHODOLOGIES	-	0.0	1	0.0	-	0.0	1	0.4
TOTALS:	81	35.8	61	27.0	84	37.2	226	100.0

\* See Text, Section 3.1.

\*\* Includes 44 Terminated Projects.

TABLE 3-7-2. SUMMARY DISTRIBUTION OF ONGOING PROJECTS  
BY INFORMATION SOURCE AND SUBJECT CATEGORY - VERSION #2\*

SUBJECT CATEGORY	CARIS**		HEW		SIE		TOTALS	
	NO. OF PROJ.'S	PERCENT	NO. OF PROJ.'S	PERCENT	NO. OF PROJ.'S	PERCENT	NO. OF PROJ.'S	PERCENT
	I PERSONNEL	-	0.0	11	4.9	2	0.9	13
II FACILITIES	4	1.8	39	17.3	9	4.0	52	23.0
III ORGANIZATION AND ADMINISTRATION	16	7.1	8	3.5	7	3.1	31	13.7
IV EVALUATION AND QUALITY	22	9.7	13	5.8	3	1.3	38	16.8
V UTILIZATION	-	0.0	2	0.9	-	-	2	0.9
VI ECONOMICS, COSTS AND FINANCING	15	6.6	1	0.4	-	-	16	7.1
VII SOCIAL BEHAVIORIAL ASPECTS	7	3.1	11	4.9	1	0.4	19	8.4
VIII PHARMACY RELATED RESEARCH	-	0.0	2	0.9	-	-	2	0.9
IX UNIQUE PROBLEMS	19	8.4	15	6.6	8	3.5	42	18.6
X TECHNOLOGY	-	0.0	9	4.0	1	0.4	10	4.4
XI RESEARCH METHODOLOGIES	-	0.0	1	0.4	-	-	1	0.4
TOTALS:	83	36.7	112.0	49.6	31	13.7	226	100.0

\* See Text, Section 3.1.

\*\* Includes 44 Terminated Projects.

TABLE 3-8. SUMMARY DISTRIBUTION OF ONGOING PROJECTS BY FUNDING SOURCE/NAME AND SUBJECT CATEGORY

SUBJECT CATEGORY	FEDERAL										
	DOT		EPA		HEW		NATL. SAFETY COUNCIL		NATL. SCI FOUNDATION		
	NO. OF PROJ'S	PERCENT	NO. OF PROJ'S	PERCENT	NO. OF PROJ'S	PERCENT	NO. OF PROJ'S	PERCENT	NO. OF PROJ'S	PERCENT	
I PERSONNEL	-	-	-	-	11	4.6	-	-	-	-	
II FACILITIES	-	-	-	-	39	17.3	-	-	-	-	
III ORGANIZATION AND ADMINISTRATION	1	0.4	-	-	8	3.3	-	-	-	-	
IV EVALUATION AND QUALITY	1	0.4	-	-	13	5.4	-	-	-	-	
V UTILIZATION	-	-	-	-	2	0.8	-	-	-	-	
VI ECONOMICS, COSTS AND FINANCING	-	-	-	-	1	0.4	-	-	-	-	
VII SOCIAL BEHAVIORAL ASPECTS	-	-	-	-	11	4.6	-	-	-	-	
VIII PHARMACY RELATED RESEARCH	-	-	-	-	2	0.8	-	-	-	-	
IX UNIQUE PROBLEMS	-	-	4	1.7	15	6.3	1	0.4	-	-	
X TECHNOLOGY	-	-	-	-	9	4.0	-	-	1	0.4	
XI RESEARCH METHODOLOGIES	-	-	-	-	1	0.4	-	-	-	-	
TOTALS:	2	0.8	4	1.7	112	46.8	1	0.4	1	.04	

Table 3-8. Summary Distribution of Ongoing Projects by Funding Source/Name and Subject Category (Continued)

SUBJECT CATEGORY	FEDERAL (Continued)						PRIVATE	
	OEO		OFFICE OF THE PRESIDENT		USDA		BOETTCHER FOUNDATION	
	NO. OF PROJ.'S	PERCENT	NO. OF PROJ.'S	PERCENT	NO. OF PROJ.'S	PERCENT	NO. OF PROJ.'S	PERCENT
I PERSONNEL	-	-	-	-	-	-	-	-
II FACILITIES	0.5	0.2	0.5	0.2	4	1.7	1	0.4
III ORGANIZATION AND ADMINISTRATION	1	0.4	1	0.4	16	6.7	-	-
IV EVALUATION AND QUALITY	-	-	-	-	22	9.2	-	-
V UTILIZATION	-	-	-	-	-	-	-	-
VI ECONOMICS, COSTS AND FINANCING	-	-	-	-	15	6.3	-	-
VII SOCIAL BEHAVIORIAL ASPECTS	-	-	-	-	7	2.9	-	-
VIII PHARMACY RELATED RESEARCH	-	-	-	-	-	-	-	-
IX UNIQUE PROBLEMS	-	-	-	-	19	7.9	-	-
X TECHNOLOGY	-	-	-	-	-	-	-	-
XI RESEARCH METHODOLOGIES	-	-	-	-	-	-	-	-
TOTALS:	1.5	0.6	1.5	0.6	83	34.7	1	0.4

Table 3--8. Summary Distribution of Ongoing Projects by Funding Source/Name and Subject Category (Continued)

SUBJECT CATEGORY	PRIVATE (Continued)									
	COMMONWEALTH FUND		FORD FOUNDATION		JOHNSON FOUNDATION		KELLOGG FOUNDATION			
	NO. OF PROJ'S	PERCENT	NO. OF PROJ'S	PERCENT	NO. OF PROJ'S	PERCENT	NO. OF PROJ'S	PERCENT	NO. OF PROJ'S	PERCENT
I PERSONNEL	-	-	-	-	1	0.4	1	0.4	1	0.4
II FACILITIES	2	0.8	-	-	4	1.7	-	-	-	-
III ORGANIZATION AND ADMINISTRATION	-	-	-	-	4	1.7	-	-	-	-
IV EVALUATION AND QUALITY	-	-	-	-	2	0.8	-	-	-	-
V UTILIZATION	-	-	-	-	-	-	-	-	-	-
VI ECONOMICS, COSTS AND FINANCING	-	-	-	-	-	-	-	-	-	-
VII SOCIAL BEHAVIORIAL ASPECTS	-	-	-	-	-	-	-	-	-	-
VIII PHARMACY RELATED RESEARCH	-	-	-	-	-	-	-	-	-	-
IX UNIQUE PROBLEMS	-	-	1	0.4	-	-	-	-	-	-
X TECHNOLOGY	-	-	-	-	-	-	-	-	-	-
XI RESEARCH METHODOLOGIES	-	-	-	-	-	-	-	-	-	-
TOTALS:	2	0.8	1	0.4	11	4.6	1	0.4	1	0.4

Table 3--8. Summary Distribution of Ongoing Projects by Funding Source/Name and Subject Category (Continued)

SUBJECT CATEGORY	PRIVATE (Continued)		STATES					
	MOODY FOUNDATION		ARIZONA		INDIANA		IOWA	
	NO. OF PROJ'S	PERCENT	NO. OF PROJ'S	PERCENT	NO. OF PROJ'S	PERCENT	NO. OF PROJ'S	PERCENT
I PERSONNEL	-	-	-	-	-	-	-	-
II FACILITIES	1	0.4	-	-	-	-	-	-
III ORGANIZATION AND ADMINISTRATION	-	-	-	-	-	-	-	-
IV EVALUATION AND QUALITY	-	-	-	-	-	-	-	-
V UTILIZATION	-	-	-	-	-	-	-	-
VI ECONOMICS, COSTS AND FINANCING	-	-	-	-	-	-	-	-
VII SOCIAL BEHAVIORIAL ASPECTS	-	-	-	-	-	-	1	0.4
VIII PHARMACY RELATED RESEARCH	-	-	-	-	-	-	-	-
IX UNIQUE PROBLEMS	-	-	1	0.4	1	0.4	-	-
X TECHNOLOGY	-	-	-	-	-	-	-	-
XI RESEARCH METHODOLOGIES	-	-	-	-	-	-	-	-
TOTALS:	1	0.4	1	0.4	1	0.4	1	0.4

Table 3-8. Summary Distribution of Ongoing Projects by Funding Source/Name and Subject Category (Continued)

SUBJECT CATEGORY	STATES (Continued)									
	KANSAS		LOUISIANA		NEW YORK		OHIO			
	NO. OF PROJ.'s	PERCENT	NO. OF PROJ.'s	PERCENT	NO. OF PROJ.'s	PERCENT	NO. OF PROJ.'s	PERCENT		
I PERSONNEL	-	-	-	-	-	-	-	-	-	
II FACILITIES	-	-	-	-	-	-	-	-	-	
III ORGANIZATION AND ADMINISTRATION	-	-	1	0.4	2	0.8	-	-	-	
IV EVALUATION AND QUALITY	1	0.4	-	-	1	0.4	-	-	-	
V UTILIZATION	-	-	-	-	-	-	-	-	-	
VI ECONOMICS, COSTS AND FINANCING	1	0.4	-	-	-	-	-	-	-	
VII SOCIAL BEHAVIORIAL ASPECTS	-	-	-	-	1	0.4	-	-	-	
VIII PHARMACY RELATED RESEARCH	-	-	-	-	-	-	-	-	-	
IX UNIQUE PROBLEMS	-	-	1	0.4	-	-	2	0.8	-	
X TECHNOLOGY	-	-	-	-	-	-	-	-	-	
XI RESEARCH METHODOLOGIES	-	-	-	-	-	-	-	-	-	
TOTALS:	2	0.8	2	0.8	4	1.37	2	0.8	-	



Table 3-8. Summary Distribution of Ongoing Projects by Funding Source/Name and Subject Category (Continued)

SUBJECT CATEGORY	STATES (Continued)				EDUCATIONAL		TOTALS
	TEXAS		VIRGINIA		UNIV. OF KENTUCKY		
	NO. OF PROJ'S	PERCENT	NO. OF PROJ'S	PERCENT	NO. OF PROJ'S	PERCENT	
I PERSONNEL	-	-	-	-	-	-	13 5.4
II FACILITIES	-	-	-	-	-	-	52 21.7
III ORGANIZATION AND ADMINISTRATION	-	-	-	-	-	-	34 14.2
IV EVALUATION AND QUALITY	1.5	0.6	-	-	-	-	41.5 17.3
V UTILIZATION	-	-	-	-	-	-	2 0.8
VI ECONOMICS, COSTS AND FINANCING	-	-	-	-	-	-	17 7.1
VII SOCIAL BEHAVIORIAL ASPECTS	-	-	-	-	1	0.4	21 8.8
VIII PHARMACY RELATED RESEARCH	-	-	-	-	-	-	2 0.8
IX UNIQUE PROBLEMS	-	-	1	0.4	-	-	46 19.2
X TECHNOLOGY	-	-	-	-	-	-	10 4.2
XI RESEARCH METHODOLOGIES	-	-	-	-	-	-	1 0.4
TOTALS:	1.5	0.6	1	0.4	1	0.4	239.5 100.0

Section 3-2  
INSTITUTIONAL ANALYSIS

3.2 Description

The ongoing projects institutional analysis is presented to give an overall picture of what institutions are receiving rural health care services research money, i.e., what institutions are responsible for carrying out the research. Because the funding source data for the ongoing projects is comparable in quality to the funding source data for the recent publications, the two results are more comparable than any other classifications of this assessment effort. The data for ongoing projects is shown in Table 3-9.

This table displays twelve (12) classes of institutions, all self-explanatory except for the following:

- "Health Related Departments" - includes medical schools, dental schools, nursing schools, departments of medicine, medical centers.
- "Agriculture Components" - includes departments of agriculture and home economics, agricultural experiment stations, extension services, colleges of agriculture of the land grant universities, and cooperating institutions (USDA's CSRS and Extension Service agencies are usually involved in their funding in some degree).
- "Miscellaneous Departments" - all other departments not health related or agriculture components.
- "Non-profit institutions" - includes medical clinics, hospitals, and medical foundations.
- "Quasi-Federal Agencies" - includes the Appalachian Regional Commission and DOC's Economic Development Administration.

TABLE 3-9. ONGOING PROJECT ANALYSIS BY INSTITUTION

	N.C. OF PROJ'S	PERCENT	RANK
<u>PRIVATE EDUCATIONAL INSTITUTIONS</u>			
Health Related Departments	8	3.5	7
Miscellaneous Departments	5	2.2	8
Total:	13	5.8	
<u>PUBLIC EDUCATIONAL INSTITUTIONS</u>			
Agriculture Components	65	28.8	1
Health Related Departments	26	11.5	4
Miscellaneous Departments	42	18.6	2
Total:	133	58.8	
PROFESSIONAL ASSOCIATIONS			
	4	1.8	9
NON-PROFIT INSTITUTIONS			
	29	12.8	3
PROFIT INSTITUTIONS			
	3	1.3	10
USDA	4	1.8	9
DHEW	2	0.9	11
OTHER FEDERAL AGENCIES			
	4	1.8	9
QUASI-FEDERAL AGENCIES			
	0	---	---
STATE GOVERNMENT AGENCIES			
	11	4.9	6
SUB-STATE GOVERNMENT AGENCIES			
	21	9.3	5
HEALTH PLANNING AGENCIES			
	2	0.9	11

- "Sub-State Government Agencies" - includes multi-county government bodies and community action projects (Office of Economic Opportunity initiated neighborhood groups).
- "Health Planning Agencies" - includes not only the Regional Medical Programs, but other health planning agencies or groups.

For comparable data for recent publications, see Section 4.1.3.

Section 4  
INVENTORY AND ANALYSIS OF PUBLICATIONS

4.0 Description

The "system" employed for recent research publications was based on the objectives and parameters discussed previously in Section 2. It was a system immensely more complicated than that of the ongoing projects. A visual representation of this system, its components, and the flow and classification of the mass of publications through it is shown in Figure 4-1, Inventory and Analysis System. The search for research publications commenced with an automated or a manual search of the appropriate data sources (for discussions of these data sources, see Section 2 and Appendix E). In order to obtain as much rural health care services research from each of the selected data sources, keywords were custom formed from the Subject Categorization Format (Appendix F). These keywords were used to help screen out unwanted material and zero in on the subject areas of interest. "Rural," "non-metropolitan," "country," and "sparse areas" were used as synonyms. This was termed the "Keyword Screening Criteria" to distinguish it from the "Narrative Screening Criteria" which was used after the bibliographic citations were obtained from the automatic searches (in the form of printouts) and the manual searches (in the form of hand printed lists). It should be kept in mind that there were two subsets of the Narrative Screening Criteria. The Narrative Screening Criteria are as follows:

SUBSET 1

- Its publication or informal dissemination date is post - December 31, 1969.
- Its research site is, or is part of, the United States or its territories.
- Its research aspects are completed (rare exceptions were some unique multi-staged research still ongoing and unique publications of other natures).

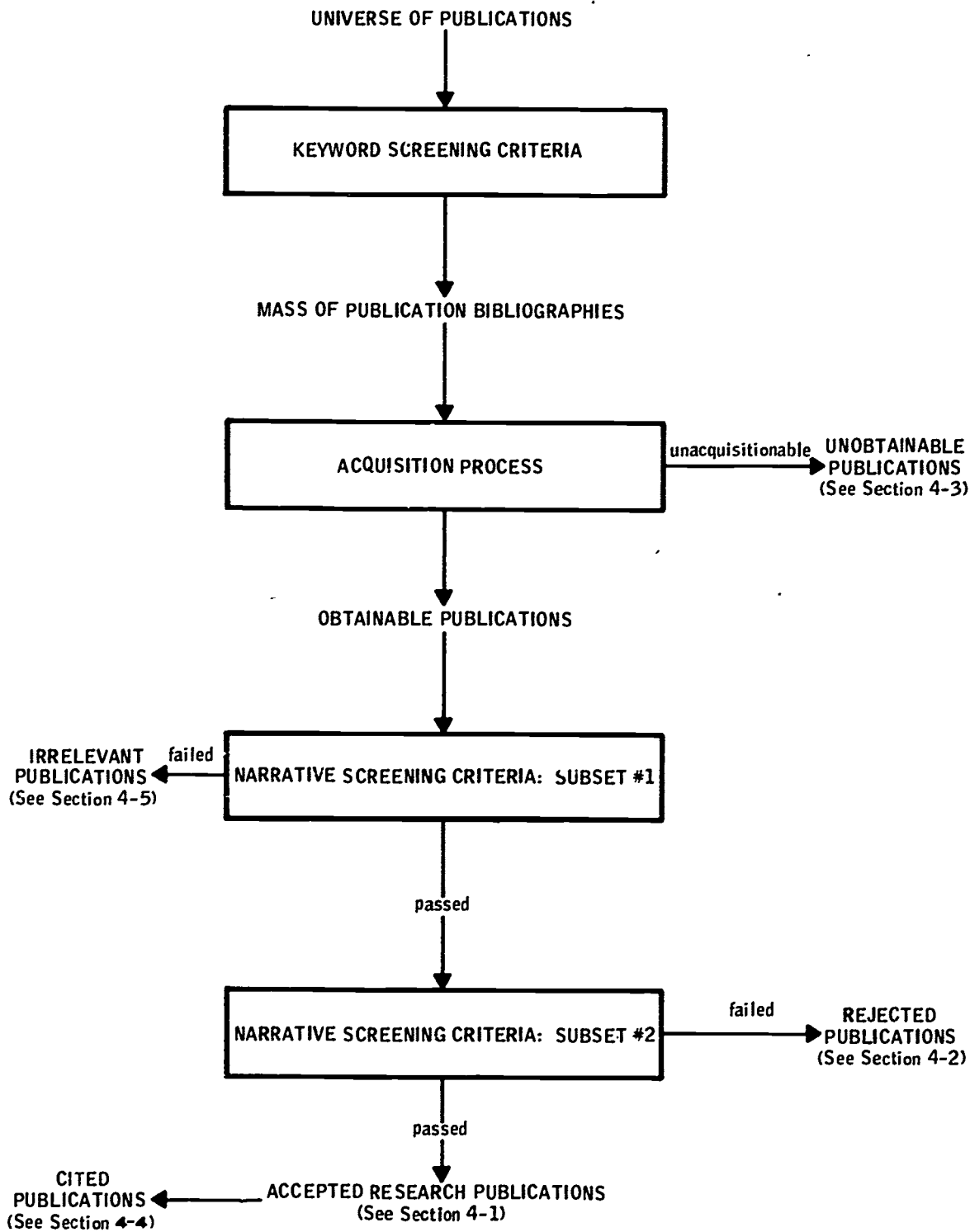


Figure 4-1. Inventory and Analysis System

- Hard copy or microfilm of its final results are available, including necessary complementary descriptions.
- Its research site is either "rural," (expressed in the publication's title, or in the publication's text) or "non-metropolitan" (non-SMSA, i.e., incorporated or unincorporated area of less than 50,000 people).
- It is not clinical (not bio-medical) research (this would not exclude morbidity and mortality studies).
- It is not health profession training or education research (this would not exclude utilization or supply and demand studies).
- It is not philosophical and biased (this would not exclude analytical essays documented with research).
- It is not report proceedings of symposia, conferences, seminars and workshops (this would not exclude new research methods, concepts, or findings introduced at these functions, or classification or redefinition of research previously done).
- It is not simple, recurring compilations of statistics.
- It is not congressional committee reports unless new research methods, concepts, or findings are introduced, or those in use are clarified or refined in such reports.

#### SUBSET 2

- a. It addresses at least two subject categorizations of rural health.
  - More specifically, referring to the subject categorization (see Appendix F) the publication must meet at least one of the following requirements:
    - Must address at least two different capitalized alphabets under the same Roman numeral, e.g., I A.1.a and I B.1.a.
    - Must address at least two small numbers under the same Roman numeral and capitalized alphabet, e.g., I A.1.c and I A.2.b.

- Must address in regards Section VII of the Subject Categorization Format (see Appendix F), any two categories, e.g., VII C.1.a and VII C.1.b.
- b. It is either Rural Sociomedical Research (SM), or is Rural Health Service Research and Development (R&D).
  - The distinctions between the two are far from subtle and are discussed in Section 2.
  - SM is concerned with research into existing components and factors of rural health care services.
  - R&D is concerned with innovations directed toward specific improvements in certain aspects of rural health care services.

Thus, selected keywords were used to scan the data sources with the result being bibliographic citations. These bibliographic citations were then acquisitioned at various document sources (e.g., Library of Congress, National Library of Medicine, National Agricultural Library, National Educational Library -- all in the District of Columbia area). Publications which were unacquisitionable were classified as "unobtainable." Those "obtainable" were subjected to the Narrative Screening Criteria. Research publications which met the first and second Narrative Screening Criteria subsets were classified as "accepted" studies. Those publications that failed the first subset were classified as "irrelevant," and were not processed further. Those publications that failed the second subset while passing the first subset were classified as "rejected." Please note that a publication "rejected" for failure to pass "a" of subset two can theoretically be classified as to a research type by passing "b" of subset two. Selected bibliographic or footnote citations found in the "accepted" publications were classified as "cited."

"Accepted" and "rejected" publications were classified as to subject category from the author's (or authors') stated or inferred purpose or direction of the research.



The publication was further scrutinized for other subject areas dealt with comprehensively. These subject classifications were done using the alphanumeric code of the Subject Categorization Format (see "a" of subset two of the Narrative Screening Criteria above).

"Rejected" and "accepted" publications were also classified as to specific funding source(s), geographic site where the research took place, the data source(s) which identified it, as well as the source and call number or computer accession number where the document was acquired.

The "accepted" research publications were finally classified as to their outcome type, i.e., either "Fact Description," "Other," "Problem Analysis," or "Recommendation" (see Section 2 or the Glossary, Appendix A). This classification is not shown on Figure 4-1, but as discussed in Section 2 was of critical importance to the assessment effort.

"Accepted" and "rejected" research publications were later assigned alphanumeric "document access numbers." "Accepted" and "rejected" publications were separately alphabetized by title and each given a unique series of document access numbers similar to the control numbers assigned to the ongoing research projects. The alphanumeric series for each of the two groups of research were as follows:

- Accepted Publications                    A 000                    (accepted publication  
("A" for accepted                    document access  
publications and a three                    number series)  
digit body number.)
  
- Rejected Publications                    R 00                    (rejected publication  
("R" for rejected                    document access  
publications and a two                    number series)  
digit body number.)

These two alphanumeric series were assigned in sequence (appropriately starting with "001" for the accepted and "01" for the rejected) to the appropriate title alphabetized groups .

Section 4-1  
ACCEPTED RESEARCH PUBLICATIONS

4.1.0 Description

Appendix G-1 is the bibliography of the 321 accepted research publications uncovered by this assessment effort. The appendix is arranged alphabetically by title and assigned the "A 001" series document access numbers (for the logic of these numbers see the preceding paragraph). Thus, this appendix is the master bibliography of the accepted research publications and it can be used to acquisition the publications which the user identifies in the other appendixes as being of interest.

This bibliographic Appendix G-1 is cross-indexed by the same Author Index (Appendix J-1) and Institutional Index (Appendix J-2), as were the lists of ongoing research projects (Appendixes B-1, C-1, and D-1) described in paragraph 3.0. The use of the indexes is the same as described for the ongoing research projects. The key to their use is through the document access numbers. Ongoing projects with accepted publications and publications from the same project are listed by control and document access numbers in Appendix K.

4.1.1 Distribution Analysis

Appendixes G-2 through G-7 are presented in order to facilitate further analysis of the projects by presenting specific distributions of the 321 accepted studies. The sequences selected for display are believed to be most meaningful in terms of the researcher as well as to the decision-maker. Appendixes G-2 through G-7 display the same data elements describing each publication; the sequence of these sets of data elements varies from appendix to appendix. Appendix G-7 is the "master" distribution analysis arranged by document access number. The data elements contained in Appendix G-7 have a one-to-one correspondence with the bibliographic citations of Appendix G-1.

The data elements displayed for each publication consist of the following:

- Document access number.
- Data on the funding source (note that more than one funding source may exist and mixed types of funding sources are permissible).
  - Type of funding source (e.g., federal)
  - Name of funding source
  - In addition, when a local funding source name does not contain the name of the state in which it is located, the state is indicated.
- Subject categories covered by the study - these are described in Appendix F; two or more subject categories apply per study.
- Geographic location where the research was done (e.g., "state").
- Outcome type.
- Research type.

Specifically, the appendixes are arranged in the following sequences:

**G-2 By Funding Source/Name then by Subject Category**

The first column is type of funding source; the sources are then arranged alphabetically by name and the subject categories funded by each source are in numeric order. Each publication appears once for each funding source identified for it. This appendix may be used in analyzing projects funded by specific agencies or by type of funding source.

**G-3 By Geographic Location then by Funding Source/Name**

The first column is the geographic location of the study: National, Regional, State, or local. The funding sources are then arranged within the geographic location alphabetically by name of funding source. Each publication appears once for each funding source identified for it.

G-4 By Outcome and Research Type then by Funding Source/Name

The breakdown in this printout corresponds with Table 4-3. Within each outcome/research type group (of which there are eight), the publications are arranged by type then name of funding source.

G-5 By Geographic Location then by Subject Category

This appendix is closely related to Appendix G-6, by subject category then by geographic location. Within each geographic location, the publications are arranged by subject category covered. Each publication appears once for each subject category it covers, i.e., two or more per publication.

G-6 By Subject Category then by Geographic Location

Within each subject category, the publications are arranged by geographic location where the research was done. As in Appendix G-5, each publication appears once for each subject category covered, i.e., two or more per publication.

Several summary distributions derived from appendixes G-2 through G-6 will be discussed separately below.

- By Subject Categorization

Tables 4-1 through 4-7 respectively describe summarily the publications per subject categorization according to the following subgroupings:

- Accepted
- Accepted Per Geographic Field
- Accepted Per Funding Source/Name
- Accepted Per Outcome Type (all four categories)
- Accepted: Other and FD Outcome Type
- Accepted: PA and R Outcome Type
- Research Types

TABLE 4-1. ACCEPTED PUBLICATIONS PER SUBJECT CATEGORY\*

<u>CATEGORY</u>	<u>NUMBER</u>	<u>PERCENTAGE</u>
I. RURAL HEALTH PERSONNEL	96	14.8
II. RURAL HEALTH FACILITIES	113	17.4
III. ORGANIZATION AND ADMINISTRATION OF HEALTH SERVICES PROGRAMS	94	14.5
IV. EVALUATION AND QUALITY OF RURAL HEALTH SERVICES	78	12.8
V. UTILIZATION OF RURAL HEALTH SERVICES	38	5.9
VI. ECONOMICS, COSTS & FINANCING OF RURAL HEALTH SERVICES	25	3.9
VII. SOCIAL BEHAVIORAL ASPECTS OF RURAL HEALTH SERVICES	90	13.9
VIII. PHARMACY RELATED RURAL HEALTH SERVICES RESEARCH	6	0.9
IX. UNIQUE RURAL HEALTH SERVICES PROBLEMS	48	7.4
X. RURAL HEALTH SERVICE TECHNOLOGY	12	1.8
XI. RURAL RESEARCH METHODOLOGIES	49	7.6
	<hr/> 649	

\*These are all four outcome type groupings.

TABLE 4-2. ACCEPTED PUBLICATIONS PER GEOGRAPHIC FIELD\*

<u>CATEGORY</u>	<u>NUMBER (SEE LEGEND)</u>			
	<u>N</u>	<u>R</u>	<u>S</u>	<u>L</u>
I. RURAL HEALTH PERSONNEL	14	13	41	28
II. RURAL HEALTH FACILITIES	18	9	28	58
III. ORGANIZATION AND ADMINISTRATION OF HEALTH SERVICES PROGRAMS	23	10	20	41
IV. EVALUATION AND QUALITY OF RURAL HEALTH SERVICES	13	7	21	37
V. UTILIZATION OF RURAL HEALTH SERVICES	10	1	10	17
VI. ECONOMICS, COSTS & FINANCING OF RURAL HEALTH SERVICES	8	1	6	10
VII. SOCIAL BEHAVIORAL ASPECTS OF RURAL HEALTH SERVICES	17	9	12	52
VIII. PHARMACY RELATED RURAL HEALTH SERVICES RESEARCH	1	-	1	4
IX. UNIQUE RURAL HEALTH SERVICES PROBLEMS	8	5	15	20
X. RURAL HEALTH SERVICE TECHNOLOGY	2	2	2	6
XI. RURAL RESEARCH METHODOLOGIES	11	6	9	23

LEGEND

N - National R - Regional S - State L - Local (County)

\*These are all four outcome type groupings.

0067



TABLE 4-3. SUMMARY DISTRIBUTION OF  
ACCEPTED PUBLICATIONS BY FUNDING SOURCE/NAME AND SUBJECT CATEGORY

SUBJECT CATEGORY	FEDERAL										
	DOD		DOI		DOL		DOT				
	NO OF PROJ'S	PERCENT	NO OF PROJ'S	PERCENT	NO OF PROJ'S	PERCENT	NO OF PROJ'S	PERCENT			
I PERSONNEL	-	-	-	-	1.0	0.15	-	-			
II FACILITIES	-	-	-	-	1.0	0.15	4.33	0.67			
III ORGANIZATION AND ADMINISTRATION	-	-	0.5	0.08	-	-	0.33	0.05			
IV EVALUATION AND QUALITY	-	-	-	-	1.0	0.15	4.83	0.74			
V UTILIZATION	-	-	-	-	-	-	-	-			
VI ECONOMICS, COSTS AND FINANCING	1.0	0.15	-	-	-	-	0.33	0.05			
VII SOCIAL BEHAVIORAL ASPECTS	-	-	1.0	0.15	1.0	0.15	-	-			
VIII PHARMACY RELATED RESEARCH	-	-	-	-	-	-	-	-			
IX UNIQUE PROBLEMS	-	-	-	-	2.0	0.31	-	-			
X TECHNOLOGY	-	-	-	-	-	-	1.00	0.15			
XI RESEARCH METHODOLOGIES	-	-	1.5	0.23	-	-	-	-			
TOTALS:	1.00	0.15	3.00	0.46	6.00	0.92	10.82	1.67			



Table 4-3. Summary Distribution of Accepted Publications by Funding Source/Name and Subject Category (Continued)

SUBJECT CATEGORY	FEDERAL (Continued)									
	HEW		IHUD		NOT OTHERWISE INDICATED		OEO			
	NO OF PROJ.'s	PERCENT	NO OF PROJ.'s	PERCENT	NO OF PROJ.'s	PERCENT	NO OF PROJ.'s	PERCENT	NO OF PROJ.'s	PERCENT
I PERSONNEL	24.33	3.75	-	-	-	-	-	-	-	-
II FACILITIES	29.98	4.62	-	-	-	-	5.00	0.77	-	-
III ORGANIZATION AND ADMINISTRATION	28.40	4.37	1.00	0.15	0.50	0.08	9.75	1.50	-	-
IV EVALUATION AND QUALITY	19.83	3.05	1.00	0.15	-	-	4.00	0.62	-	-
V UTILIZATION	13.33	2.05	1.00	0.15	-	-	2.00	0.31	-	-
VI ECONOMICS, COSTS AND FINANCING	5.16	0.79	1.00	0.15	-	-	1.00	0.15	-	-
VII SOCIAL BEHAVIORIAL ASPECTS	29.74	4.57	-	-	-	-	5.58	0.86	-	-
VIII PHARMACY RELATED RESEARCH	3.50	0.54	-	-	-	-	-	-	-	-
IX UNIQUE PROBLEMS	13.83	2.13	2.00	0.31	0.50	0.08	-	-	-	-
X TECHNOLOGY	3.50	0.54	-	-	-	-	-	-	-	-
XI RESEARCH METHODOLOGIES	13.00	2.00	-	-	-	-	1.50	0.23	-	-
TOTALS:	184.60	28.43	6.00	0.92	1.00	0.15	28.83	4.40	-	-

Table 4-3. Summary Distribution of Accepted Publications by Funding Source/Name and Subject Category (Continued)

SUBJECT CATEGORY	FEDERAL (Continued)										
	SENATE COMMITTEE		TVA		USDA		TOTALS				
	NO OF PROJ'S	PERCENT	NO OF PROJ'S	PERCENT	NO OF PROJ'S	PERCENT	NO OF PROJ'S	PERCENT			
I PERSONNEL	1.00	0.15	-	-	6.00	0.92	32.33	4.98			
II FACILITIES	-	-	-	-	5.00	0.77	45.31	6.98			
III ORGANIZATION AND ADMINISTRATION	-	-	3.00	0.46	3.50	0.54	46.98	7.23			
IV EVALUATION AND QUALITY	1.00	0.15	2.00	0.31	7.50	1.15	41.16	6.34			
V UTILIZATION	-	-	-	-	2.00	0.31	18.33	2.82			
VI ECONOMICS, COSTS AND FINANCING	-	-	-	-	3.00	0.43	11.49	1.77			
VII SOCIAL BEHAVIORIAL ASPECTS	-	-	-	-	10.33	1.59	47.65	7.34			
VIII PHARMACY RELATED RESEARCH	-	-	-	-	-	-	3.50	0.54			
IX UNIQUE PROBLEMS	-	-	1.00	0.15	9.33	1.44	28.66	4.41			
X TECHNOLOGY	-	-	-	-	-	-	4.50	0.69			
XI RESEARCH METHODOLOGIES	-	-	-	-	6.00	0.92	22.00	3.39			
TOTALS:	2.00	0.31	6.00	0.92	52.66	8.11	301.91	46.49			

Table 4-3. Summary Distribution of Accepted Publications by Funding Source/Name and Subject Category (Continued)

SUBJECT CATEGORY	REGIONAL									
	ARC		AREA WIDE & LOCAL PLNG FOR H ACTION		CO - WY RMP		FRONTIER NURSER			
	NO OF PROJ'S	PERCENT	NO OF PROJ'S	PERCENT	NO OF PROJ'S	PERCENT	NO OF PROJ'S	PERCENT	NO OF PROJ'S	PERCENT
I PERSONNEL	2.5	0.38	1.0	0.15	0.5	0.08	1.0	0.15	1.0	0.15
II FACILITIES	2.0	0.31	1.0	0.15	0.5	0.08	-	-	-	-
III ORGANIZATION AND ADMINISTRATION	1.0	0.15	-	-	-	-	-	-	-	-
IV EVALUATION AND QUALITY	-	-	-	-	-	-	-	-	-	-
V UTILIZATION	-	-	-	-	-	-	-	-	-	-
VI ECONOMICS, COSTS AND FINANCING	-	-	-	-	-	-	-	-	-	-
VII SOCIAL BEHAVIORIAL ASPECTS	1.5	0.23	1.0	0.15	-	-	-	-	-	-
VIII PHARMACY RELATED RESEARCH	-	-	-	-	-	-	1.0	0.15	1.0	0.15
IX UNIQUE PROBLEMS	-	-	-	-	-	-	-	-	-	-
X TECHNOLOGY	-	-	-	-	-	-	-	-	-	-
XI RESEARCH METHODOLOGIES	1.0	0.15	-	-	-	-	-	-	-	-
TOTALS:	8.0	1.23	3.0	0.46	1.0	0.15	2.0	0.31	2.0	0.31

Table 4-3. Summary Distribution of Accepted Publications by Funding Source/Name and Subject Category (Continued)

SUBJECT CATEGORY	REGIONAL (Continued)											
	MOUNTAIN STATES RMP			NORTHLANDS RMP			WA - AK RMP		WESTERN INTERSTATE COMMSN		NO OF PROJ'S	PERCENT
	NO OF PROJ'S	PERCENT	NO OF PROJ'S	PERCENT	NO OF PROJ'S	PERCENT	NO OF PROJ'S	PERCENT	NO OF PROJ'S	PERCENT		
I PERSONNEL	3.50	0.54	2.00	0.31	1.00	0.15	-	-	-	-	-	-
II FACILITIES	1.50	0.23	0.66	0.10	-	-	-	-	-	-	-	-
III ORGANIZATION AND ADMINISTRATION	1.50	0.23	1.66	0.26	1.00	0.15	-	-	-	-	-	-
IV EVALUATION AND QUALITY	1.00	0.15	-	-	-	-	-	-	-	-	-	-
V UTILIZATION	-	-	0.33	0.05	-	-	-	-	-	-	-	-
VI ECONOMICS, COSTS AND FINANCING	-	-	0.33	0.05	-	-	-	-	-	-	-	-
VII SOCIAL BEHAVIORIAL ASPECTS	-	-	1.33	0.20	-	-	-	-	1.00	0.15	-	-
VIII PHARMACY RELATED RESEARCH	-	-	-	-	-	-	-	-	-	-	-	-
IX UNIQUE PROBLEMS	-	-	-	-	-	-	-	-	-	-	-	-
X TECHNOLOGY	-	-	-	-	-	-	-	-	-	-	-	-
XI RESEARCH METHODOLOGIES	-	-	-	-	-	-	-	-	-	-	-	-
TOTALS:	7.50	1.15	6.31	0.97	2.00	0.31	1.00	0.15	1.00	0.15	-	-

Table 4-3. Summary Distribution of Accepted Publications by Funding Source/Name and Subject Category (Continued)

SUBJECT CATEGORY	REGIONAL (Continued)									
	WV RMP		TOTALS							
	NO OF PROJ'S	PERCENT	NO OF PROJ'S	PERCENT	NO OF PROJ'S	PERCENT	NO OF PROJ'S	PERCENT	NO OF PROJ'S	PERCENT
I PERSONNEL	0.50	0.08	12.00	1.85						
II FACILITIES	0.50	0.08	6.16	0.95						
III ORGANIZATION AND ADMINISTRATION	-	-	5.16	0.79						
IV EVALUATION AND QUALITY	-	-	1.00	0.15						
V UTILIZATION	-	-	0.33	0.05						
VI ECONOMICS, COSTS AND FINANCING	-	-	0.33	0.05						
VII SOCIAL BEHAVIORIAL ASPECTS	-	-	4.83	0.74						
VIII PHARMACY RELATED RESEARCH	-	-	1.00	0.15						
IX UNIQUE PROBLEMS	-	-	-	-						
X TECHNOLOGY	-	-	-	-						
XI RESEARCH METHODOLOGIES	-	-	1.00	0.15						
TOTALS:	1.00	0.15	31.81	4.90						

Table 4-3. Summary Distribution of Accepted Publications by Funding Source/Name and Subject Category (Continued)

SUBJECT CATEGORY	STATES										
	AK			CO			FL		HI		
	NO OF PROJ'S	PERCENT	NO OF PROJ'S	PERCENT	NO OF PROJ'S	PERCENT	NO OF PROJ'S	PERCENT	NO OF PROJ'S	PERCENT	
I PERSONNEL	0.50	0.08	1.00	0.15	-	-	-	-	-	-	
II FACILITIES	0.50	0.08	-	-	1.00	0.15	1.00	0.15	-	0.15	
III ORGANIZATION AND ADMINISTRATION	0.50	0.08	-	-	-	-	-	-	-	-	
IV EVALUATION AND QUALITY	-	-	-	-	1.00	0.15	-	0.15	-	-	
V UTILIZATION	-	-	1.00	0.15	-	-	1.00	-	1.00	0.15	
VI ECONOMICS, COSTS AND FINANCING	-	-	-	-	-	-	-	-	-	-	
VII SOCIAL BEHAVIORIAL ASPECTS	-	-	-	-	-	-	-	-	-	-	
VIII PHARMACY RELATED RESEARCH	-	-	-	-	-	-	-	-	-	-	
IX UNIQUE PROBLEMS	-	-	1.00	0.15	-	-	-	-	-	-	
X TECHNOLOGY	-	-	-	-	-	-	-	-	-	-	
XI RESEARCH METHODOLOGIES	-	-	-	-	-	-	-	-	-	-	
TOTALS:	1.50	0.23	3.00	0.46	2.00	0.31	2.00	0.31	2.00	0.31	

Table 4-3. Summary Distribution of Accepted Publications by Funding Source/Name and Subject Category (Continued)

SUBJECT CATEGORY	STATES (Continued)										
	IA		IL		IN		LA				
	NO OF PROJ'S	PERCENT	NO OF PROJ'S	PERCENT	NO OF PROJ'S	PERCENT	NO OF PROJ'S	PERCENT			
I PERSONNEL	1.50	0.23	1.00	0.15	-	-	-	-			
II FACILITIES	1.00	0.15	0.33	0.05	1.00	0.15	0.50	0.08			
III ORGANIZATION AND ADMINISTRATION	-	-	0.33	0.05	-	-	-	-			
IV EVALUATION AND QUALITY	-	-	0.33	0.05	1.00	0.15	-	-			
V UTILIZATION	-	-	-	-	-	-	-	-			
VI ECONOMICS, COSTS AND FINANCING	-	-	0.33	0.05	-	-	-	-			
VII SOCIAL BEHAVIORIAL ASPECTS	1.00	0.15	-	-	-	-	-	-			
VIII PHARMACY RELATED RESEARCH	-	-	-	-	-	-	-	-			
IX UNIQUE PROBLEMS	-	-	-	-	-	-	-	-			
X TECHNOLOGY	-	-	-	-	-	-	-	-			
XI RESEARCH METHODOLOGIES	-	-	-	-	-	-	0.50	0.08			
TOTALS:	3.50	0.54	2.32	0.34	2.00	0.31	1.00	0.15			

Table 4-3. Summary Distribution of Accepted Publications by Funding Source/Name and Subject Category (Continued)

SUBJECT CATEGORY	STATES (Continued)											
	MD		ME		MN		MO					
	NO OF PROJ.'S	PERCENT	NO OF PROJ.'S	PERCENT	NO OF PROJ.'S	PERCENT	NO OF PROJ.'S	PERCENT				
I PERSONNEL	1.00	0.15	-	-	0.50	0.08	-	-				
II FACILITIES	1.50	0.23	3.00	0.46	-	-	-	-				
III ORGANIZATION AND ADMINISTRATION	1.00	0.15	2.00	0.31	0.50	0.08	-	-				
IV EVALUATION AND QUALITY	0.50	0.08	1.00	0.15	-	-	-	-				
V UTILIZATION	-	-	1.00	0.15	-	-	1.00	0.15				
VI ECONOMICS, COSTS AND FINANCING	-	-	1.00	0.15	-	-	1.00	0.15				
VII SOCIAL BEHAVIORIAL ASPECTS	-	-	1.00	0.15	-	-	-	-				
VIII PHARMACY RELATED RESEARCH	-	-	-	-	-	-	-	-				
IX UNIQUE PROBLEMS	-	-	-	-	-	-	-	-				
X TECHNOLOGY	-	-	-	-	-	-	-	-				
XI RESEARCH METHODOLOGIES	-	-	1.00	0.15	-	-	-	-				
TOTALS:	4.00	0.62	10.00	1.54	1.00	0.15	2.00	0.31				



Table 4-3. Summary Distribution of Accepted Publications by Funding Source/Name and Subject Category (Continued)

SUBJECT CATEGORY	STATES (Continued)											
	NC		NM		NY		OH					
	NO OF PROJ'S	PERCENT	NO OF PROJ'S	PERCENT	NO OF PROJ'S	PERCENT	NO OF PROJ'S	PERCENT				
I PERSONNEL	1.00	0.15	0.33	0.05	1.00	0.15	1.00	0.15				
II FACILITIES	4.50	0.69	0.33	0.05	-	-	-	-				
III ORGANIZATION AND ADMINISTRATION	-	-	-	-	-	-	-	-				
IV EVALUATION AND QUALITY	-	-	-	-	-	-	-	-				
V UTILIZATION	-	-	-	-	1.00	0.15	1.00	0.15				
VI ECONOMICS, COSTS AND FINANCING	-	-	-	-	-	-	-	-				
VII SOCIAL BEHAVIORIAL ASPECTS	1.00	0.15	-	-	-	-	1.00	0.15				
VIII PHARMACY RELATED RESEARCH	-	-	-	-	-	-	-	-				
IX UNIQUE PROBLEMS	3.00	0.46	-	-	-	-	-	-				
X TECHNOLOGY	-	-	-	-	-	-	-	-				
XI RESEARCH METHODOLOGIES	1.00	0.15	-	-	-	-	-	-				
TOTALS:	10.50	1.62	0.66	0.10	2.00	0.31	3.00	0.46				

Table 4-3. Summary Distribution of Accepted Publications by Funding Source/Name and Subject Category (Continued)

SUBJECT CATEGORY	STATES (Continued)											
	OK		OR		PA		TX					
	NO OF PROJ'S	PERCENT	NO OF PROJ'S	PERCENT	NO OF PROJ'S	PERCENT	NO OF PROJ'S	PERCENT				
I PERSONNEL	-	-	-	-	1.00	0.15	-	-				
II FACILITIES	1.00	0.15	-	-	2.00	0.31	0.50	0.08				
III ORGANIZATION AND ADMINISTRATION	-	-	1.00	0.15	1.50	0.23	-	-				
IV EVALUATION AND QUALITY	-	-	-	-	2.00	0.31	0.50	0.08				
V UTILIZATION	-	-	1.00	0.15	-	-	-	-				
VI ECONOMICS, COSTS AND FINANCING	-	-	1.00	0.15	-	-	-	-				
VII SOCIAL BEHAVIORIAL ASPECTS	-	-	-	-	0.50	0.08	-	-				
VIII PHARMACY RELATED RESEARCH	-	-	1.00	0.15	-	-	-	-				
IX UNIQUE PROBLEMS	-	-	-	-	0.50	0.08	-	-				
X TECHNOLOGY	1.00	0.15	1.00	0.15	-	-	-	-				
XI RESEARCH METHODOLOGIES	-	-	-	-	-	-	-	-				
TOTALS:	2.00	0.31	5.00	0.77	7.50	1.23	1.00	0.15				

Table 4-3. Summary Distribution of Accepted Publications by Funding Source/Name and Subject Category (Continued)

SUBJECT CATEGORY	STATES (Continued)											
	UT		VT		WA		WI					
	NO OF PROJ.'S	PERCENT	NO OF PROJ.'S	PERCENT	NO OF PROJ.'S	PERCENT	NO OF PROJ.'S	PERCENT				
I PERSONNEL	-	-	0.50	0.08	7.0	1.08	-	-				
II FACILITIES	1.00	0.15	0.50	0.08	-	-	1.50	0.23				
III ORGANIZATION AND ADMINISTRATION	-	-	-	-	-	-	1.50	0.23				
IV EVALUATION AND QUALITY	-	-	-	-	1.00	0.15	-	-				
V UTILIZATION	-	-	-	-	-	-	-	-				
VI ECONOMICS, COSTS AND FINANCING	-	-	-	-	-	-	-	-				
VII SOCIAL BEHAVIORIAL ASPECTS	-	-	-	-	-	-	0.50	0.08				
VIII PHARMACY RELATED RESEARCH	-	-	-	-	-	-	-	-				
IX UNIQUE PROBLEMS	-	-	-	-	1.00	0.15	1.50	0.23				
X TECHNOLOGY	-	-	-	-	-	-	-	-				
XI RESEARCH METHODOLOGIES	1.00	0.15	-	-	-	-	-	-				
TOTALS:	2.00	0.31	1.00	0.15	9.00	1.39	5.0	0.77				

0073

Table 4-3. Summary Distribution of Accepted Publications by Funding Source/Name and Subject Category (Continued)

SUBJECT CATEGORY	STATES (Continued)											
	TOTALS		STATE 1		STATE 2		STATE 3		STATE 4		STATE 5	
	NO OF PROJ'S	PERCENT	NO OF PROJ'S	PERCENT	NO OF PROJ'S	PERCENT	NO OF PROJ'S	PERCENT	NO OF PROJ'S	PERCENT	NO OF PROJ'S	PERCENT
I PERSONNEL	17.33	2.67										
II FACILITIES	21.16	3.26										
III ORGANIZATION AND ADMINISTRATION	8.33	1.28										
IV EVALUATION AND QUALITY	7.33	1.13										
V UTILIZATION	7.00	1.08										
VI ECONOMICS, COSTS AND FINANCING	3.33	0.51										
VII SOCIAL BEHAVIORIAL ASPECTS	5.00	0.77										
VIII PHARMACY RELATED RESEARCH	1.00	0.15										
IX UNIQUE PROBLEMS	7.00	1.08										
X TECHNOLOGY	2.00	0.31										
XI RESEARCH METHODOLOGIES	3.50	0.54										
TOTALS:	82.98	12.78										

Table 4-3. Summary Distribution of Accepted Publications by Funding Source/Name and Subject Category (Continued)

SUBJECT CATEGORY	EDUCATIONAL									
	BOWMAN GRAY		FL S. U.		HARVARD		IA S. U.			
	NO OF PROJ'S	PERCENT	NO OF PROJ'S	PERCENT	NO OF PROJ'S	PERCENT	NO OF PROJ'S	PERCENT	NO OF PROJ'S	PERCENT
I PERSONNEL	-	-	-	-	-	-	-	-	-	-
II FACILITIES	0.50	0.08	1.00	0.15	-	-	-	-	-	-
III ORGANIZATION AND ADMINISTRATION	-	-	-	-	-	-	-	-	-	-
IV EVALUATION AND QUALITY	-	-	1.00	0.15	-	-	1.00	0.15	-	0.15
V UTILIZATION	-	-	-	-	-	-	-	-	-	-
VI ECONOMICS, COSTS AND FINANCING	-	-	-	-	-	-	-	-	1.00	0.15
VII SOCIAL BEHAVIORIAL ASPECTS	-	-	1.00	0.15	1.00	0.15	-	-	-	-
VIII PHARMACY RELATED RESEARCH	-	-	-	-	-	-	-	-	-	-
IX UNIQUE PROBLEMS	-	-	-	-	-	-	-	-	-	-
X TECHNOLOGY	-	-	-	-	-	-	-	-	-	-
XI RESEARCH METHODOLOGIES	-	-	-	-	1.00	0.15	-	-	-	-
TOTALS:	0.50	0.08	3.00	0.46	2.00	0.31	2.00	0.31	2.00	0.31

Table 4-3. Summary Distribution of Accepted Publications by Funding Source/Name and Subject Category (Continued)

SUBJECT CATEGORY	EDUCATIONAL (Continued)									
	KY S. U.		LA S. U.		MEHARR MED COLL		MI S. U.			
	NO OF PROJ.'s	PERCENT	NO OF PROJ.'s	PERCENT	NO OF PROJ.'s	PERCENT	NO OF PROJ.'s	PERCENT		
I PERSONNEL	-	-	-	-	1.00	0.15	1.00	0.15	1.00	0.15
II FACILITIES	-	-	-	-	-	-	-	-	1.00	0.15
III ORGANIZATION AND ADMINISTRATION	-	-	-	-	-	-	-	-	-	-
IV EVALUATION AND QUALITY	1.00	0.15	-	-	-	-	-	-	0.50	0.08
V UTILIZATION	-	-	-	-	-	-	-	-	-	-
VI ECONOMICS, COSTS AND FINANCING	-	-	-	-	-	-	1.00	0.15	0.50	0.08
VII SOCIAL BEHAVIORIAL ASPECTS	-	-	1.00	0.15	-	-	-	-	-	-
VIII PHARMACY RELATED RESEARCH	-	-	-	-	-	-	-	-	-	-
IX UNIQUE PROBLEMS	-	-	-	-	-	-	-	-	-	-
X TECHNOLOGY	-	-	-	-	-	-	-	-	-	-
XI RESEARCH METHODOLOGIES	1.00	0.15	-	-	-	-	-	-	0.50	0.08
TOTALS:	2.00	0.31	1.00	0.15	2.00	0.31	2.00	0.31	3.50	0.54

Table 4-3. Summary Distribution of Accepted Publications by Funding Source/Name and Subject Category (Continued)

SUBJECT CATEGORY	EDUCATIONAL (Continued)									
	MS S. U.		MT S. U.		NM S. U.		NORTHWESTERN U.			
	NO OF PROJ'S	PERCENT	NO OF PROJ'S	PERCENT	NO OF PROJ'S	PERCENT	NO OF PROJ'S	PERCENT	NO OF PROJ'S	PERCENT
I PERSONNEL	-	-	-	-	-	-	-	-	-	-
II FACILITIES	-	-	-	-	-	-	-	-	-	-
III ORGANIZATION AND ADMINISTRATION	1.00	0.15	-	-	-	-	-	-	-	-
IV EVALUATION AND QUALITY	-	-	-	-	-	-	-	-	0.50	0.08
V UTILIZATION	-	-	-	-	-	-	-	-	-	-
VI ECONOMICS, COSTS AND FINANCING	-	-	-	-	-	-	-	-	-	-
VII SOCIAL BEHAVIORIAL ASPECTS	-	-	0.33	0.05	1.00	0.15	-	-	-	-
VIII PHARMACY RELATED RESEARCH	-	-	-	-	-	-	-	-	-	-
IX UNIQUE PROBLEMS	1.00	0.15	0.33	0.05	-	-	-	-	-	-
X TECHNOLOGY	-	-	-	-	-	-	-	-	-	-
XI RESEARCH METHODOLOGIES	-	-	-	-	-	-	-	-	0.50	0.08
TOTALS:	2.00	0.31	0.66	0.10	1.00	0.15	1.00	0.15	1.00	0.15

0080

Table 4-3. Summary Distribution of Accepted Publications by Funding Source/Name and Subject Category (Continued)

SUBJECT CATEGORY	EDUCATIONAL (Continued)										
	OH S. U.		SOUTHWESTERN U.		TUFTS U.		TX A & M				
	NO OF PROJ'S	PERCENT	NO OF PROJ'S	PERCENT	NO OF PROJ'S	PERCENT	NO OF PROJ'S	PERCENT			
I. PERSONNEL	2.00	0.31	-	-	-	-	-	-	-	-	-
II FACILITIES	2.00	0.31	1.00	0.15	-	-	1.00	0.15	-	-	0.15
III ORGANIZATION AND ADMINISTRATION	-	-	-	-	1.00	0.15	-	-	-	-	-
IV EVALUATION AND QUALITY	-	-	-	-	-	-	1.00	0.15	-	-	0.15
V UTILIZATION	-	-	-	-	-	-	-	-	-	-	-
VI ECONOMICS, COSTS AND FINANCING	-	-	-	-	-	-	-	-	-	-	-
VII SOCIAL BEHAVIORIAL ASPECTS	-	-	-	-	-	-	-	-	-	-	-
VIII PHARMACY RELATED RESEARCH	-	-	-	-	1.00	0.15	-	-	-	-	-
IX UNIQUE PROBLEMS	1.00	0.15	1.00	0.15	-	-	-	-	-	-	-
X TECHNOLOGY	-	-	-	-	-	-	-	-	-	-	-
XI RESEARCH METHODOLOGIES	2.00	0.31	-	-	-	-	-	-	-	-	-
TOTALS:	7.00	1.08	2.00	0.31	2.00	0.31	2.00	0.31	2.00	0.31	0.31



Table 4-3. Summary Distribution of Accepted Publications by Funding Source/Name and Subject Category (Continued)

SUBJECT CATEGORY	EDUCATIONAL (Continued)									
	U. OF DE		U. OF FL		U. OF GA		U. OF IA			
	NO OF PROJ'S	PERCENT	NO OF PROJ'S	PERCENT	NO OF PROJ'S	PERCENT	NO OF PROJ'S	PERCENT	NO OF PROJ'S	PERCENT
I PERSONNEL	-	-	1.33	0.20	-	-	1.50	0.23	-	-
II FACILITIES	-	-	-	-	-	-	1.00	0.15	-	-
III ORGANIZATION AND ADMINISTRATION	-	-	1.00	0.15	-	-	-	-	-	-
IV EVALUATION AND QUALITY	-	-	1.00	0.15	0.50	0.08	-	-	-	-
V UTILIZATION	-	-	1.00	0.15	-	-	-	-	-	-
VI ECONOMICS, COSTS AND FINANCING	-	-	-	-	-	-	-	-	-	-
VII SOCIAL BEHAVIORIAL ASPECTS	1.00	0.15	0.66	0.10	-	-	-	-	-	-
VIII PHARMACY RELATED RESEARCH	-	-	-	-	-	-	-	-	-	-
IX UNIQUE PROBLEMS	-	-	-	-	-	-	1.00	0.15	-	-
X TECHNOLOGY	-	-	1.00	0.15	-	-	-	-	-	-
XI RESEARCH METHODOLOGIES	-	-	0.33	0.05	-	-	1.00	0.15	-	-
TOTALS:	1.0	0.15	6.32	0.97	0.50	0.08	4.50	0.69	-	-

0083

Table 4-3. Summary Distribution of Accepted Publications by Funding Source/Name and Subject Category (Continued)

SUBJECT CATEGORY	EDUCATIONAL (Continued)											
	U. OF KY		U. OF MN		U. OF MO		U. OF NC					
	NO OF PROJ'S	PERCENT	NO OF PROJ'S	PERCENT	NO OF PROJ'S	PERCENT	NO OF PROJ'S	PERCENT				
I PERSONNEL	0.20	0.03	0.50	0.08	-	-	-	-				
II FACILITIES	0.20	0.03	-	-	1.00	0.15	1.00	0.15				
III ORGANIZATION AND ADMINISTRATION	-	-	0.50	0.08	-	-	0.50	0.08				
IV EVALUATION AND QUALITY	-	-	-	-	-	-	-	-				
V UTILIZATION	-	-	-	-	0.50	0.08	.50	0.08				
VI ECONOMICS, COSTS AND FINANCING	-	-	-	-	-	-	-	-				
VII SOCIAL BEHAVIORIAL ASPECTS	0.20	0.03	-	-	2.00	0.31	.50	0.08				
VIII PHARMACY RELATED RESEARCH	-	-	-	-	-	-	-	-				
IX UNIQUE PROBLEMS	-	-	-	-	-	-	-	-				
X TECHNOLOGY	-	-	-	-	-	-	-	-				
XI RESEARCH METHODOLOGIES	-	-	-	-	2.00	0.31	-	-				
TOTALS:	0.60	0.09	1.00	0.15	5.50	0.85	2.50	0.38				

Table 4-3. Summary Distribution of Accepted Publications by Funding Source/Name and Subject Category (Continued)

SUBJECT CATEGORY	EDUCATIONAL (Continued)									
	U. OF TX		U. OF VT		U. OF WV		WALDEN U.			
	NO OF PROJ.'S	PERCENT	NO OF PROJ.'S	PERCENT	NO OF PROJ.'S	PERCENT	NO OF PROJ.'S	PERCENT	NO OF PROJ.'S	PERCENT
I PERSONNEL	-	-	0.50	0.08	1.00	0.15	-	-	-	-
II FACILITIES	-	-	0.50	0.08	0.50	0.08	0.50	0.08	0.50	0.08
III ORGANIZATION AND ADMINISTRATION	1.00	0.15	-	-	0.50	0.08	-	-	-	-
IV EVALUATION AND QUALITY	-	-	-	-	-	-	-	-	-	-
V UTILIZATION	-	-	-	-	-	-	-	-	-	-
VI ECONOMICS, COSTS AND FINANCING	-	-	-	-	-	-	-	-	-	-
VII SOCIAL BEHAVIORIAL ASPECTS	1.00	0.15	-	-	0.50	0.08	-	-	-	-
VIII PHARMACY RELATED RESEARCH	-	-	-	-	-	-	-	-	-	-
IX UNIQUE PROBLEMS	-	-	-	-	-	-	0.50	0.08	0.50	0.08
X TECHNOLOGY	-	-	-	-	-	-	-	-	-	-
XI RESEARCH METHODOLOGIES	-	-	-	-	-	-	-	-	-	-
TOTALS:	2.00	0.31	1.00	0.15	2.50	0.38	1.00	0.15	1.00	0.15

Table 4-3. Summary Distribution of Accepted Publications by Funding Source/Name and Subject Category (Continued)

SUBJECT CATEGORY	EDUCATIONAL (Continued)											
	WV		YALE		TOTALS		U.		TOTALS		PERCENT	
	NO OF PROJ.'s	PERCENT	NO OF PROJ.'s	PERCENT	NO OF PROJ.'s	PERCENT	NO OF PROJ.'s	PERCENT	NO OF PROJ.'s	PERCENT	NO OF PROJ.'s	PERCENT
I PERSONNEL	-	-	-	-	9.03	1.39	-	-	9.03	1.39	-	-
II FACILITIES	-	-	0.50	0.08	11.70	1.80	-	-	11.70	1.80	-	-
III ORGANIZATION AND ADMINISTRATION	0.50	0.08	-	-	6.00	0.92	-	-	6.00	0.92	-	-
IV EVALUATION AND QUALITY	1.00	0.15	-	-	7.50	1.15	-	-	7.50	1.15	-	-
V UTILIZATION	-	-	-	-	2.00	0.31	-	-	2.00	0.31	-	-
VI ECONOMICS, COSTS AND FINANCING	1.00	0.15	-	-	3.50	0.54	-	-	3.50	0.54	-	-
VII SOCIAL BEHAVIORIAL ASPECTS	0.50	0.08	-	-	11.69	1.80	-	-	11.69	1.80	-	-
VIII PHARMACY RELATED RESEARCH	-	-	-	-	-	-	-	-	-	-	-	-
IX UNIQUE PROBLEMS	-	-	1.00	0.15	5.83	0.90	-	-	1.00	0.15	5.83	0.90
X TECHNOLOGY	1.00	0.15	1.00	0.15	3.00	0.46	-	-	1.00	0.15	3.00	0.46
XI RESEARCH METHODOLOGIES	-	-	0.50	0.08	8.83	1.36	-	-	0.50	0.08	8.83	1.36
TOTALS:	4.00	0.62	3.00	0.46	69.08	10.64	-	-	4.00	0.62	69.08	10.64

Table 4-3. Summary Distribution of Accepted Publications by Funding Source/Name and Subject Category (Continued)

SUBJECT CATEGORY	PRIVATE									
	AMA		AM CANCER SOCIETY		AVALON F		CARNEGIE F			
	NO OF PROJ'S	PERCENT	NO OF PROJ'S	PERCENT	NO OF PROJ'S	PERCENT	NO OF PROJ'S	PERCENT		
I PERSONNEL	-	-	-	-	-	-	0.33	0.05	-	-
II FACILITIES	2.00	0.31	-	-	-	-	-	-	-	-
III ORGANIZATION AND ADMINISTRATION	1.00	0.15	-	-	0.50	0.08	-	-	-	-
IV EVALUATION AND QUALITY	-	-	-	-	-	-	-	-	-	-
V UTILIZATION	-	-	-	-	-	-	-	-	-	-
VI ECONOMICS, COSTS AND FINANCING	-	-	-	-	-	-	-	-	-	-
VII SOCIAL BEHAVIORAL ASPECTS	-	-	-	-	-	-	-	-	-	-
VIII PHARMACY RELATED RESEARCH	-	-	-	-	-	-	-	-	-	-
LX UNIQUE PROBLEMS	-	-	1.00	0.15	-	-	-	-	-	-
X TECHNOLOGY	-	-	-	-	-	-	-	-	-	-
XI RESEARCH METHODOLOGIES	-	-	1.00	0.15	0.50	0.08	0.33	0.05	-	-
TOTALS:	3.00	0.46	2.00	0.31	1.00	0.15	0.66	0.10	-	-

Table 4-3. Summary Distribution of Accepted Publications by Funding Source/Name and Subject Category (Continued)

SUBJECT CATEGORY	PRIVATE (Continued)									
	CAYUGA AREA & LOCAL PLAN FOR H ACTION		COMMONWEALTH F		EMPIRE S MED, SCI, & ED F		FORD F			
	NO OF PROJ'S	PERCENT	NO OF PROJ'S	PERCENT	NO OF PROJ'S	PERCENT	NO OF PROJ'S	PERCENT	NO OF PROJ'S	PERCENT
I PERSONNEL	-	-	0.33	0.05	-	-	-	-	-	-
II FACILITIES	-	-	-	-	-	-	-	-	-	-
III ORGANIZATION AND ADMINISTRATION	-	-	-	-	0.50	0.08	-	-	0.58	0.09
IV EVALUATION AND QUALITY	0.50	0.08	-	-	-	-	-	0.50	0.08	0.08
V UTILIZATION	-	-	-	-	-	-	-	0.33	0.05	0.05
VI ECONOMICS, COSTS AND FINANCING	-	-	-	-	-	-	-	0.50	0.08	0.08
VII SOCIAL BEHAVIORIAL ASPECTS	0.50	0.08	-	-	-	-	-	0.58	0.09	0.09
VIII PHARMACY RELATED RESEARCH	-	-	-	-	-	-	-	-	-	-
IX UNIQUE PROBLEMS	-	-	-	-	-	-	-	-	-	-
X TECHNOLOGY	-	-	-	-	-	-	-	-	-	-
XI RESEARCH METHODOLOGIES	-	-	0.33	0.05	0.50	0.08	0.50	0.08	0.50	0.08
TOTALS:	1.00	0.15	0.66	0.10	1.00	0.15	2.99	0.46		

Table 4-3. Summary Distribution of Accepted Publications by Funding Source/Name and Subject Category (Continued)

SUBJECT CATEGORY	PRIVATE (Continued)									
	GILLETTE CO		GUTHRIE F		IL AGRIC ASSOC		KELLOGG F			
	NO OF PROJ'S	PERCENT	NO OF PROJ'S	PERCENT	NO OF PROJ'S	PERCENT	NO OF PROJ'S	PERCENT	NO OF PROJ'S	PERCENT
I PERSONNEL	-	-	1.00	0.15	-	-	-	-	-	-
II FACILITIES	-	-	-	-	-	-	-	-	-	-
III ORGANIZATION AND ADMINISTRATION	0.50	0.08	-	-	-	-	1.00	0.15	1.00	0.15
IV EVALUATION AND QUALITY	-	-	-	-	1.00	0.15	-	-	1.00	0.15
V UTILIZATION	-	-	-	-	-	-	-	-	-	-
VI ECONOMICS, RESOURCES AND FINANCING	-	-	-	-	-	-	-	-	-	-
VII SOCIAL BEHAVIORAL ASPECTS	-	-	1.00	0.15	-	-	-	-	-	-
VIII PHARMACY RELATED RESEARCH	-	-	-	-	-	-	-	-	-	-
IX UNIQUE PROBLEMS	0.50	0.08	-	-	-	-	-	-	-	-
X TECHNOLOGY	-	-	-	-	-	-	-	-	-	-
XI RESEARCH METHODOLOGIES	-	-	-	-	-	-	-	-	-	-
TOTALS:	1.00	0.15	2.00	0.31	1.00	0.15	2.00	0.31	2.00	0.31

0091

Table 4-3. Summary Distribution of Accepted Publications by Funding Source/Name and Subject Category (Continued)

SUBJECT CATEGORY	PRIVATE (Continued)										
	MAYO CLINIC		MILBANK MEMORIAL F		MONSANTO F		POPULATION COUNCIL				
	NO OF PROJ'S	PERCENT	NO OF PROJ'S	PERCENT	NO OF PROJ'S	PERCENT	NO OF PROJ'S	PERCENT	NO OF PROJ'S	PERCENT	
I PERSONNEL	-	-	-	-	-	-	-	-	-	-	-
II FACILITIES	0.33	0.05	1.00	0.15	-	-	1.00	-	1.00	0.15	-
III ORGANIZATION AND ADMINISTRATION	0.33	0.05	0.50	0.08	0.33	0.05	-	-	-	-	-
IV EVALUATION AND QUALITY	-	-	1.00	0.15	-	-	1.00	-	1.00	0.15	-
V UTILIZATION	0.33	0.05	1.00	0.15	0.33	0.05	-	-	-	-	-
VI ECONOMICS, COSTS AND FINANCING	-	-	-	-	-	-	-	-	-	-	-
VII SOCIAL BEHAVIORAL ASPECTS	0.33	0.05	0.33	0.05	0.33	0.05	-	-	-	-	-
VIII PHARMACY RELATED RESEARCH	-	-	-	-	-	-	-	-	-	-	-
IX UNIQUE PROBLEMS	-	-	-	-	-	-	-	-	-	-	-
X TECHNOLOGY	-	-	-	-	-	-	-	-	-	-	-
XI RESEARCH METHODOLOGIES	-	-	0.50	0.08	-	-	-	-	-	-	-
TOTALS:	1.32	0.20	4.33	0.67	0.99	0.15	2.00	0.31			



Table 4-3. Summary Distribution of Accepted Publications by Funding Source/Name and Subject Category (Continued)

SUBJECT CATEGORY	PRIVATE (Continued)										
	RAND CORP		ROCKEFELLER F		ROSENBERG F		SEARS ROEBUCK F				
	NO OF PROJ'S	PERCENT	NO OF PROJ'S	PERCENT	NO OF PROJ'S	PERCENT	NO OF PROJ'S	PERCENT	NO OF PROJ'S	PERCENT	
I PERSONNEL	1.00	0.15	-	-	-	-	-	-	0.33	0.05	
II FACILITIES	-	-	-	-	-	-	-	-	0.33	0.05	
III ORGANIZATION AND ADMINISTRATION	-	-	0.58	0.09	-	-	-	-	-	-	
IV EVALUATION AND QUALITY	-	-	-	-	-	-	-	-	-	-	
V UTILIZATION	-	-	0.33	0.05	1.00	0.15	-	-	-	-	
VI ECONOMICS, COSTS AND FINANCING	-	-	-	-	-	-	-	-	-	-	
VII SOCIAL BEHAVIORIAL ASPECTS	-	-	0.58	0.09	1.00	0.15	-	0.33	0.05	-	
VIII PHARMACY RELATED RESEARCH	-	-	-	-	-	-	-	-	-	-	
IX UNIQUE PROBLEMS	-	-	-	-	-	-	-	-	-	-	
X TECHNOLOGY	-	-	-	-	-	-	-	-	-	-	
XI RESEARCH METHODOLOGIES	-	-	-	-	-	-	-	-	-	-	
TOTALS:	1.00	0.15	1.49	0.23	2.00	0.31	0.99	0.15			

Table 4-3. Summary Distribution of Accepted Publications by Funding Source/Name and Subject Category (Continued)

SUBJECT CATEGORY	PRIVATE (Continued)									
	STUDENT AMA		TOWNSEND F		WI PERIODONTIC SOCIETY		WV LEAGUE FOR NURSING			
	NO OF PROJ'S	PERCENT	NO OF PROJ'S	PERCENT	NO OF PROJ'S	PERCENT	NO OF PROJ'S	PERCENT	NO OF PROJ'S	PERCENT
I PERSONNEL	1.50	0.23	-	-	-	-	-	-	0.50	0.08
II FACILITIES	-	-	-	-	0.50	0.08	0.50	0.08	0.50	0.08
III ORGANIZATION AND ADMINISTRATION	-	-	-	-	0.50	0.08	-	-	-	-
IV EVALUATION AND QUALITY	1.00	0.15	0.50	0.08	-	-	-	-	-	-
V UTILIZATION	-	-	-	-	-	-	-	-	-	-
VI ECONOMICS, COSTS AND FINANCING	-	-	-	-	-	-	-	-	-	-
VII SOCIAL BEHAVIORIAL ASPECTS	0.50	0.08	-	-	-	-	-	-	-	-
VIII PHARMACY RELATED RESEARCH	-	-	-	-	-	-	-	-	-	-
IX UNIQUE PROBLEMS	-	-	-	-	-	-	-	-	-	-
X TECHNOLOGY	-	-	-	-	-	-	-	-	-	-
XI RESEARCH METHODOLOGIES	-	-	-	-	-	-	-	-	-	-
TOTALS:	3.00	0.31	0.50	0.08	1.00	0.15	1.00	0.15	1.00	0.15

Table 4-3. Summary Distribution of Accepted Publications by Funding Source/Name and Subject Category (Continued)

SUBJECT CATEGORY	PRIVATE (Continued)									
	WV NURSES ASSOC		TOTALS							
	NO OF PROJ'S	PERCENT	NO OF PROJ'S	PERCENT	NO OF PROJ'S	PERCENT	NO OF PROJ'S	PERCENT	NO OF PROJ'S	PERCENT
I PERSONNEL	0.50	0.08	5.49	0.85						
II FACILITIES	0.50	0.08	6.16	0.95						
III ORGANIZATION AND ADMINISTRATION	-	-	6.32	0.97						
IV EVALUATION AND QUALITY	-	-	6.50	1.00						
V UTILIZATION	-	-	3.32	0.51						
VI ECONOMICS, COSTS AND FINANCING	-	-	0.50	0.08						
VII SOCIAL BEHAVIORIAL ASPECTS	-	-	5.48	0.84						
VIII PHARMACY RELATED RESEARCH	-	-	-	-						
IX UNIQUE PROBLEMS	-	-	1.50	0.23						
X TECHNOLOGY	-	-	-	-						
XI RESEARCH METHODOLOGIES	-	-	3.66	0.56						
TOTALS:	1.00	0.15	38.93	5.99						

Table 4-3. Summary Distribution of Accepted Publications by Funding Source/Name and Subject Category (Continued)

SUBJECT CATEGORY	SUMMARY										
	FEDERAL		REGIONAL		STATE		LOCAL*				
	NO OF PROJ'S	PERCENT	NO OF PROJ'S	PERCENT	NO OF PROJ'S	PERCENT	NO OF PROJ'S	PERCENT			
I PERSONNEL	32.33	4.98	12.00	1.85	17.33	2.67	0.80	0.13			
II FACILITIES	45.31	6.98	6.16	0.95	21.16	3.26	3.29	0.51			
III ORGANIZATION AND ADMINISTRATION	46.98	7.23	5.16	0.79	8.33	1.28	1.49	0.23			
IV EVALUATION AND QUALITY	41.16	6.34	1.00	0.15	7.33	1.13	1.50	0.23			
V UTILIZATION	18.33	2.82	0.33	0.05	7.00	1.08	-	-			
VI ECONOMICS, COSTS AND FINANCING	11.49	1.77	0.33	0.05	3.33	0.51	0.33	0.05			
VII SOCIAL BEHAVIORIAL ASPECTS	47.65	7.34	4.83	0.74	5.00	0.77	3.30	0.51			
VIII PHARMACY RELATED RESEARCH	3.50	0.54	1.00	0.15	1.00	0.15	-	-			
IX UNIQUE PROBLEMS	28.66	4.41	-	-	7.00	1.08	1.00	0.15			
X TECHNOLOGY	4.50	0.69	-	-	2.00	0.31	-	-			
XI RESEARCH METHODOLOGIES	22.00	3.39	1.00	0.15	3.50	0.54	1.00	0.15			
TOTALS:	301.91	46.49	31.86	4.90	82.98	12.78	12.71	1.96			

\*NOT LISTED SEPARATELY

0096



Full Text Provided by ERIC

Table 4-3. Summary Distribution of Accepted Publications by Funding Source/Name and Subject Category (Continued)

SUBJECT CATEGORY	SUMMARY (Continued)									
	EDUCATIONAL		PRIVATE		OTHER*		TOTAL			
	NO OF PROJ.'s	PERCENT	NO OF PROJ.'s	PERCENT	NO OF PROJ.'s	PERCENT	NO OF PROJ.'s	PERCENT		
I PERSONNEL	9.03	1.39	5.49	0.85	19.00	2.93	95.98	14.78		
II FACILITIES	11.70	1.80	6.16	0.95	19.00	2.93	112.78	17.37		
III ORGANIZATION AND ADMINISTRATION	6.00	0.92	6.32	0.97	19.00	2.93	93.28	14.36		
IV EVALUATION AND QUALITY	7.50	1.15	6.50	1.00	14.00	2.16	78.99	12.16		
V UTILIZATION	2.00	0.31	3.32	0.51	7.00	1.08	37.98	5.85		
VI ECONOMIC, COSTS AND FINANCING	3.50	0.54	0.50	0.08	6.00	0.92	25.48	3.92		
VII SOCIAL BEHAVIORIAL ASPECTS	11.69	1.80	5.48	0.84	12.00	1.85	89.95	13.85		
VIII PHARMACY RELATED RESEARCH	-	-	-	-	1.00	0.15	6.50	1.00		
IX UNIQUE PROBLEMS	5.83	0.90	1.50	0.23	5.00	0.77	48.99	7.54		
X TECHNOLOGY	3.00	0.46	-	-	3.00	0.46	12.50	1.92		
XI RESEARCH METHODOLOGIES	8.83	1.36	3.66	0.56	7.00	1.08	46.99	7.24		
TOTALS:	69.08	10.64	38.93	5.99	112.00	17.25	649.42	100.00		

\*NOT LISTED SEPARATELY

TABLE 4-4. ACCEPTED PUBLICATIONS: FD, OTHER, PA, AND R OUTCOME TYPES

CATEGORY	NUMBER (SEE LEGEND)			
	<u>FD</u>	<u>PA</u>	<u>R</u>	<u>O</u>
I. RURAL HEALTH PERSONNEL	32	31	20	13
II. RURAL HEALTH FACILITIES	33	29	28	23
III. ORGANIZATION AND ADMINISTRATION OF HEALTH SERVICES PROGRAMS	25	30	25	14
IV. EVALUATION AND QUALITY OF RURAL HEALTH SERVICES	20	22	27	9
V. UTILIZATION OF RURAL HEALTH SERVICES	13	13	7	5
VI. ECONOMICS, COSTS & FINANCING OF RURAL HEALTH SERVICES	6	6	9	4
VII. SOCIAL BEHAVIORAL ASPECTS OF RURAL HEALTH SERVICES	31	40	12	7
VIII. PHARMACY RELATED RURAL HEALTH SERVICES RESEARCH	4	-	2	-
IX. UNIQUE RURAL HEALTH SERVICES PROBLEMS	16	13	6	13
X. RURAL HEALTH SERVICE TECHNOLOGY	1	4	4	3
XI. RURAL RESEARCH METHODOLOGIES	12	31	4	2

LEGEND

FD - Fact Description    PA - Problem Analysis    R - Recommendation    O - Other

TABLE 4-5. ACCEPTED PUBLICATIONS: FD AND OTHER OUTCOME TYPES

	<u>NUMBER</u>	<u>PERCENTAGE*</u>
I. RURAL HEALTH PERSONNEL	45	6.9
II. RURAL HEALTH FACILITIES	56	8.6
III. ORGANIZATION AND ADMINISTRATION OF HEALTH SERVICES PROGRAMS	39	6.0
IV. EVALUATION AND QUALITY OF RURAL HEALTH SERVICES	29	4.5
V. UTILIZATION OF RURAL HEALTH SERVICES	18	2.8
VI. ECONOMICS, COSTS & FINANCING OF RURAL HEALTH SERVICES	10	1.5
VII. SOCIAL BEHAVIORAL ASPECTS OF RURAL HEALTH SERVICES	38	5.6
VIII. PHARMACY RELATED RURAL HEALTH SERVICES RESEARCH	4	0.6
IX. UNIQUE RURAL HEALTH SERVICES PROBLEMS	29	4.5
X. RURAL HEALTH SERVICE TECHNOLOGY	4	0.6
XI. RURAL RESEARCH METHODOLOGIES	14	2.2

\*Percentage of 649 total from Table 3-1.



TABLE 4-6. ACCEPTED PUBLICATIONS: PA AND R OUTCOME TYPES

	<u>NUMBER</u>	<u>PERCENTAGE*</u>
I. RURAL HEALTH PERSONNEL	51	7.9
II. RURAL HEALTH FACILITIES	57	8.8
III. ORGANIZATION AND ADMINISTRATION OF HEALTH SERVICES PROGRAMS	55	8.5
IV. EVALUATION AND QUALITY OF RURAL HEALTH SERVICES	49	7.6
V. UTILIZATION OF RURAL HEALTH SERVICES	20	3.1
VI. ECONOMICS, COSTS & FINANCING OF RURAL HEALTH SERVICES	15	2.3
VII. SOCIAL BEHAVIORAL ASPECTS OF RURAL HEALTH SERVICES	52	8.0
VIII. PHARMACY RELATED RURAL HEALTH SERVICES RESEARCH	2	0.3
IX. UNIQUE RURAL HEALTH SERVICES PROBLEMS	19	2.9
X. RURAL HEALTH SERVICE TECHNOLOGY	8	1.2
XI. RURAL RESEARCH METHODOLOGIES	35	5.4

\*Percentage of 649 total from Table 3-1.

0100

TABLE 4-7. ACCEPTED PUBLICATIONS BY RESEARCH TYPE

	NUMBER* (SEE LEGEND)	
	SM	R&D
I. RURAL HEALTH PERSONNEL	74	22
II. RURAL HEALTH FACILITIES	68	45
III. ORGANIZATION AND ADMINISTRATION OF HEALTH SERVICES PROGRAMS	44	50
IV. EVALUATION AND QUALITY OF RURAL HEALTH SERVICES	43	35
V. UTILIZATION OF RURAL HEALTH SERVICES	37	1
VI. ECONOMICS, COSTS & FINANCING OF RURAL HEALTH SERVICES	16	9
VII. SOCIAL BEHAVIORAL ASPECTS OF RURAL HEALTH SERVICES	67	23
VIII. PHARMACY RELATED RURAL HEALTH SERVICES RESEARCH	5	1
IX. UNIQUE RURAL HEALTH SERVICES PROBLEMS	39	9
X. RURAL HEALTH SERVICE TECHNOLOGY	4	8
XI. RURAL RESEARCH METHODOLOGIES	39	10

LEGEND

SM - Sociomedical

R&D - Research & Development

\*These include all four outcome type groupings.

0101

Appendix G-6 gives a detailed distribution of subject categories among the 321 accepted publications. Appendix G-1 can be used to find specific bibliographies of the publications identified by Appendix G-6 by matching the numeric bodies of the document access numbers from G-6 to G-1 or vice versa.

- By Geographic Area

The distribution summary of the accepted studies by geographic location where the research took place, i.e., data collected, is as follows:

<u>Location</u>	<u>Percentage</u>
National	20.2
Regional	11.5
State	25.0
Local	43.3

Appendix G-5 gives specific distributions of geographic location and subject category among the 321 accepted publications. As noted in the above paragraphs, Appendix G-1 can be used to find specific bibliographic citations of publications identified by G-5 by matching numeric bodies of the document access numbers. Table 4-2 gives subject categorization per geographic field. A more detailed analysis is presented in paragraph 4.1.2, Geographic Analysis.

- By Funding Sources

The distribution summary of the accepted publications by funding sources is as follows:

	<u>Source</u>	<u>Percentage</u>
345	Federal Government	44.3
53	Regional Government Body	6.8
92	State Government	11.8
28	Local Government	3.6
91	Educational Institutions (Public and Private)	11.7
64	Associations, Businesses, Funds and Foundations	8.2
110	Other	14.1

Note that a project may have more than one funding source. Appendix G-2 gives a detailed distribution of funding sources among the 321 accepted publications. Appendix G-1 can be used to find specific bibliographies of the publications by matching the numeric bodies of the document access numbers from G-2 to G-1 or vice versa. Table 4-3 gives a detailed breakdown of subject categorizations per funding source name.

- By Research Type/Outcome Type

The number of studies per research type is as follows:

NUMBER OF STUDIES PER RESEARCH TYPE

S&M: 218 = 67.9 (%)

R&D 103 = 32.1 (%)

Table 4-7 presents subject categories per research type.

The number of studies per outcome type and the grand total percentage of the outcome type is shown below.

	<u>Number</u>	<u>Percentage</u>
a. Fact Description	95	29.6
b. Other	44	13.7
c. Problem Analysis	112	34.9
d. Recommendation	<u>70</u>	21.8
Grand Total	321	

Tables 4-4, 4-5 and 4-6 give subject categorization per various combinations of outcome types. The summary distribution of research type/outcome type classifications and their percentages is as follows:

	SM Research		R&D Research		Total	
	<u>Number</u>	<u>Percent</u>	<u>Number</u>	<u>Percent</u>	<u>Number</u>	<u>Percent</u>
FACT DESCRIPTION	69	31.9	26	24.8	95	29.6
OTHER	38	17.6	9	8.6	47	14.6
PROBLEM ANALYSIS	76	35.2	34	32.4	110	34.3
RECOMMENDATION	33	15.3	36	34.3	69	21.5

Appendix G-4 gives a detailed distribution of outcome type by research type among the 321 accepted publications. Appendix G-1 can, of course, be used to find wanted bibliographic citations by matching numeric bodies of the document access numbers.

#### 4.1.2 Geographic Analysis

This paragraph presents summary data on the geographical location where the research producing the accepted publications was conducted.

- Local

The distribution of the accepted studies in which the research was done on a local level is as follows:

	SM Research		R&D Research		Total	
	<u>Number</u>	<u>Percent</u>	<u>Number</u>	<u>Percent</u>	<u>Number</u>	<u>Percent</u>
FACT DESCRIPTION	34	41.5	22	35.5	56	38.9
OTHER	5	6.1	3	4.8	8	5.6
PROBLEM ANALYSIS	36	43.9	22	35.5	58	40.3
RECOMMENDATION	7	8.5	15	24.2	22	15.3

- State

The distribution of the accepted studies in which the research was done on a state level is as follows:

	SM Research		R&D Research		Total	
	<u>Number</u>	<u>Percent</u>	<u>Number</u>	<u>Percent</u>	<u>Number</u>	<u>Percent</u>
FACT DESCRIPTION	16	24.6	1	5.5	17	20.5
OTHER	13	20.0	2	11.1	15	18.1
PROBLEM ANALYSIS	20	30.8	5	27.8	25	30.1
RECOMMENDATION	16	24.6	10	55.6	26	31.3

- Regional

The distribution of the accepted studies in which the research was done on a regional level is as follows:

	SM Research		R&D Research		Total	
	<u>Number</u>	<u>Percent</u>	<u>Number</u>	<u>Percent</u>	<u>Number</u>	<u>Percent</u>
FACT DESCRIPTION	8	32.0	2	22.2	10	29.4
OTHER	5	20.0	1	11.1	6	17.6
PROBLEM ANALYSIS	8	32.0	3	33.3	11	32.4
RECOMMENDATION	4	16.0	3	33.3	7	20.6

- National

The distribution of the accepted studies in which the research was done on a national level is as follows:

	SM Research		R&D Research		Total	
	<u>Number</u>	<u>Percent</u>	<u>Number</u>	<u>Percent</u>	<u>Number</u>	<u>Percent</u>
FACT DESCRIPTION	11	25.0	1	6.3	12	20.0
OTHER	15	34.1	3	18.8	18	30.0
PROBLEM ANALYSIS	12	27.3	4	25.0	16	26.7
RECOMMENDATION	6	13.6	8	50.0	14	23.3

4-49

The respective geographic analyses (local, state, regional, and national) of the PA/SM, PA/R&D, R/SM and R/R&D studies will help form the structure of the knowledge assessment of problem-oriented research publications (see Section 7).

#### 4.1.3 Institutional Analysis

The accepted publication analysis by institution is presented to give an overall picture of the institutions to which research money has gone. The results of this accepted publication institutional analysis can be directly compared to the results of the ongoing projects institutional analysis (for the latter see Section 3-2). The data for recent publications is shown in Table 4-8 Accepted Publication Analysis by Institution. As with the ongoing projects institutional analysis, there are twelve classes of institutions, all self-explanatory except for the following:

- "Health Related Departments" - includes medical schools, dental schools, nursing schools, departments of medicine, medical centers.
- "Agriculture Components" - includes departments of agriculture and home economics, agriculture experiment stations, extension services, colleges of agriculture of the land grant universities, and cooperating institutions (USDA's CSRS and ES agencies are usually involved in their funding in some degree).
- "Miscellaneous Departments" - all other departments not health related or agriculture components.
- "Non-profit institutions" - includes medical clinics, hospitals, and medical foundations.
- "Quasi-Federal Agencies" - includes the Appalachian Regional Commission and the DOC's Economic Development Administration (EDA).
- "Sub-State Government Agencies" - includes multi-county government bodies and community action projects (OEO initiated neighborhood groups).
- "Health Planning Agencies" - includes not only the Regional Medical Programs, but other health planning agencies or groups.

TABLE 4-8. ACCEPTED PUBLICATION ANALYSIS BY INSTITUTION

	ACCEPTED PUBLICATIONS		REJECTED PUBLICATIONS	
	NO	PERCENT	NO	PERCENT
<u>PRIVATE EDUCATIONAL INSTITUTIONS</u>				
Health Related Departments	9	3.3	1	2.3
Miscellaneous Departments	<u>11</u>	<u>4.0</u>	<u>0</u>	<u>---</u>
Total:	20	7.4	1	2.3
<u>PUBLIC EDUCATIONAL INSTITUTIONS</u>				
Agriculture Components	29	10.7	8	18.2
Health Related Departments	25	9.2	6	13.6
Miscellaneous Departments	<u>57</u>	<u>21.0</u>	<u>14</u>	<u>31.8</u>
Total:	111	40.8	28	63.6
PROFESSIONAL ASSOCIATIONS				
	10	3.7	0	---
NON-PROFIT INSTITUTIONS				
	25	9.2	2	4.5
PROFIT INSTITUTIONS				
	7	2.6	1	2.3
USDA	6	2.2	3	6.8
DHEW	12	4.4	5	11.4
OTHER FEDERAL AGENCIES	3	1.1	1	2.3
QUASI-FEDERAL AGENCIES	6	2.2	0	---
STATE GOVERNMENT AGENCIES	47	17.3	1	2.3
SUB-STATE GOVERNMENT AGENCIES	8	2.9	2	4.5
HEALTH PLANNING AGENCIES	17	6.3	0	---



Section 4-2  
REJECTED PUBLICATIONS

4.2 Description

Publications acquisitioned and which failed either or both "a" and "b" criteria of the Narrative Screening Criteria subset two were classified as "rejected" (see Figure 4-1). The total number of studies rejected in the assessment effort is 74 or 74.2 percent of the 997 studies acquisitioned.

It must be noted that the term "rejected publications" denotes those which did not meet the specified screening criteria and does not refer to any other aspect of the publication or its project.

Appendix H-1, Rejected Publications, is a bibliography alphabetized by title of these rejected publications showing the assigned document access number, e.g., R01. The Author Index (Appendix J-1) and Institutional Index (Appendix J-2) not only contain accepted research publications and accepted ongoing research projects, but contain rejected studies too. And likewise, their use is based on the document access number series for rejected publications, e.g., "R01."

Section 4-3  
UNOBTAINABLE PUBLICATIONS

4.3 Description

The total number of publications acquisitioned out of 1065 identified by the data sources is 997 or 93.6 percent of the publications identified.\* The difference represents those publications unobtainable for various reasons. Appendix H-2, Unobtainable Publications, is a bibliography arranged alphabetically by title of these unobtainables.

---

\*This total excludes the "Cited Publications," as no attempt was made to obtain these.

Section 4-4  
CITED PUBLICATIONS

4.4 Description

Appendix H-3 Cited Publications is a bibliography arranged alphabetically by title of 244 selected publications cited in footnotes or bibliographies of accepted research publications. They were not identified, of course, by the data sources chosen for this assessment effort, were not acquisitioned and analyzed, and are included for those who might be interested. No claim concerning their quality or relevancy to rural health care services can be made.

Section 4-5  
IRRELEVANT PUBLICATIONS

4.5 Description

Appendix H-4, Irrelevant Publications, is a bibliography arranged alphabetically by title of publications identified by the data sources and acquisitioned, but which failed the narrative screening criteria subset one (see Figure 4-1). These are not to be confused with rejected publications which failed the second subset of the narrative screening criteria. It must be noted that the term "irrelevant publications" denotes those which did not meet the specified screening criteria and does not refer to any other aspect of the publication or its project.

## Section 5

### EVALUATION OF SELECTED ACCEPTED RESEARCH PUBLICATIONS

#### 5.0 Description

The objective of this evaluation task of the assessment effort was to establish the relative social action characteristics of the research projects. "Social action characteristics," as described in Section 2, designates attributes of specific research which may increase its usefulness as input into the further understanding of and/or the improvement of rural health services. Expressed differently, "social action characteristics" are measures of particular attributes of a given research effort. These attributes are rural sociomedical research elements ("SM" - see Appendix A, Glossary), or rural health resources research and development elements ("R&D" - see Appendix A, Glossary). The initial mass of publications identified by the various data sources was screened for and classified as either SM or R&D because it was believed that these research types offer the most potential for meeting the problems of rural health care services. The specific social action characteristics alluded to are the following:

- The attributes of SM research or the attributes of R&D research.
- The attributes described through the evaluation criteria (see paragraph 5.1).

The research publications to be evaluated were determined by the following parameters:

- All studies to be evaluated must have been classified as Problem Analysis (PA) or Recommendation (R) outcome types (see Appendix A, Glossary, for definitions).
- All studies to be evaluated minimally must have been identified by NTIS, ERIC, or "other " reference sources.

The rationale for the first parameter is based on two of the three overall objectives of this assessment project, i.e., identify and evaluate problem-oriented research (see Section 2). Whether a study is a Problem Analysis or Recommendation outcome type is but one of the dimensions of our concept of "problem-oriented research."

The rationale for the second parameter is based on limitations of project resources, and the relatively larger percent of the higher priority final reports among the projects identified by ERIC, NTIS, and "other" reference sources (relative to the final report percentage found in periodicals, which comprised the majority of NLM documents). Final reports were given higher priority because of their generally more complete data base, general audience applications, and in summary, their being more comprehensively documented representations of a project's output compared to periodical articles.

Because some projects never generate a final report that is disseminated to the public through the information system of ERIC and NTIS, an analysis was done to determine what research activity would be missed by not including the periodical articles. This analysis did not warrant including the periodicals for evaluation in light of the scarce resources at hand.

In summary, problem-oriented research publications - that is, accepted research publications classified PA/SM, PA/R&D, R/SM, and R/R&D and primarily identified from NTIS and ERIC data sources - were evaluated for their social action characteristics.

## Section 5-1

### CRITERIA

#### 5.1 Criteria

The criteria used in the evaluation task were tested and debugged before final evaluations were conducted. As discussed in the previous section, only PA and R outcome type publications were evaluated. The five evaluation criteria and the evaluation scoring used in the evaluation were as follows:

- Conceptual Framework - Optimum Science By Traditional Discipline Matrix

		Traditional Disciplines			
		Sociology	Psychology	Epidemiology	History
Optimum Sciences	Economics				
	Operations Research		X		
	Systems Analysis				
	Systems Engineering				
	Information Science				

It can be questioned whether the inclusion of "economics" as an optimum science rather than as a traditional discipline was the correct placement. However, it must be seen that the dual nature of economics, i.e., its classical traditional nature and its optimizing, efficiency seeking nature, would warrant its inclusion as both an optimum science and a traditional discipline. Yet because many of its concepts and tools are utilized by the other optimum sciences, it was felt its proper position in the matrix was among the optimum sciences.

The research publication was analyzed for the complementary use of an optimum science/traditional discipline based conceptual framework symbolized by an "X" in the matrix, e.g., the Psychology/Operations Research based

conceptual framework symbolized in the matrix above. The scoring was as follows:

- a. Two (2) evaluation points assigned per "X" in the matrix.
- b. Negative two (-2) evaluation points assigned for no X's in the matrix at all.

- Ideal Goals

- a. If the study is in fact problem-oriented research in reference to its specific research type, i.e., is either rural sociomedical research or rural health services research and development, one (1) evaluation point is assigned.
- b. The research's use of a "systems approach" as its guiding principle is evaluated by assigning one (1) evaluation point for the first two subject categorization areas addressed comprehensively by the study, and one (1) evaluation point for each additional (different) subject categorization area addressed comprehensively. The subject categorization areas are taken as being "different" if they are different capitalized alphabets under the same Roman numeral, different small numbers under the same capitalized alphabet, or different separate Roman numeral areas of the Subject Categorization Format (see Narrative Screening Criteria, subset two, item a, paragraph 4.0).
  - An exception is Section VII where any two subject categorizations are acceptable.
  - A limit of up to and including five (5) evaluation points can be entered for this criterion.

- Research Methods

- a. One (1) evaluation point per research technique used, including:
  - econometrics (economic math models)
  - marginal utility
  - linear programming



math modeling  
non-math modeling (e.g., verbal, flow charts, etc.)  
lifetables  
geocoding technique  
multivariable statistics  
quasi-experimental research design  
family/household survey  
family/household survey confirmed by clinical examinations  
other types of surveys  
sampling technique/questionnaire design  
statistical analysis  
program evaluation techniques  
standardization of terms  
simulation  
cost/utility analysis  
path analysis

b. An absence of any sophisticated research technique in a study generates the assignment of a negative one (-1) evaluation point.

● Conclusions

- a. One (1) evaluation point assigned to a study which satisfies the expectations of its specific research type and establishes results but no data base for comparing its specific alternatives or results with other alternatives or results, or
- b. Two (2) evaluation points assigned to a study which satisfies the expectations of its specific research type and establishes results and a data base for comparing its specific alternatives or results with other alternatives or results.

c. If the study fulfilled neither of the above criteria, it is assigned a negative one (-1) evaluation point.

● Overall Approach

- a. One (1) evaluation point assigned if the study addressed real problems and questions, i.e., it met its stated goals (expressed in "c" below) satisfactorily.
- b. Unsatisfactory attainment of its stated goals generates an assignment of negative one (-1) evaluation point.
- c. Note that the "stated goals" of the research was one or more of the following items:

increase of access  
quality of care  
moderation of cost  
planning  
organization  
staffing  
financing  
utilization  
evaluative investigation  
other

The evaluation criteria were formed from this ideal; however, the weights in the scoring of evaluation points, i.e., the weights in the "conceptual framework," "ideal goals," and "research methods" were created to insure the identification of problem-oriented research with social action characteristics.

## Section 5-2

### RATIONALE

#### 5.2 Rationale

The basis to the rationale of the specific structure and orientation of the evaluation criteria rests upon the results of the two-part endeavor which further defined and refined the assessment effort objectives (see Section 2). More explicitly, that result is the evaluation of problem-oriented research of depth and quality for use to decision-makers, that is, its social action utility. The ideal nature of such problem-oriented research generated the evaluation criteria described in the previous section.

That "ideal nature" of problem-oriented research was conceptualized as follows:

1. Research possessing a multi-disciplinary conceptual framework geared to improvement of knowledge and/or operation of rural health care services; mandatory because there are no unique rural health care services research methods or theories; and which is useful in creating alternative social action decisions.
2. Research whose nature is to inquire into the interrelationships and environment of rural health care service components, or to implement innovations in real world environments toward the goal of improving practically the delivery of rural health care services requiring several disciplines and conceptual frameworks.
3. Research whose scope is of a systems approach nature, necessitated by its nature and objectives expressed above.
4. Research of an analytical or explanatory aspect rather than a descriptive or observational one.
5. Research using powerful sophisticated methods of collection of data and the analysis of that data, which addresses real problems or questions by dealing with data reliably depicting the existing situation in a form which might be compared and associated with other research results.

Section 5-3  
INTERPRETATION

5.3 Interpretation

This section describes the interpretation of the evaluation scoring. Table 5-1 contains in tabular form the following information about the research publications evaluated:

Document Access Number - the alphanumeric code described previously (Section 4.0) assigned to each accepted study alphabetically by title.

Bibliographic Data - including the ERIC or NTIS number, if applicable.

The Outcome Type - either "PA" or "R" (defined in Appendix A, Glossary).

The Research Type - either "SM" or "R&D" (defined in Appendix A, Glossary).

The Social Action Utility Descriptor - described in the next paragraph.

The Social Action Utility Point Score - the actual total evaluation score (evaluation results).

Proper interpretation of the evaluation point results rests on the complete understanding of the "social action characteristics" concept in which the evaluation criteria figures prominently. Because all of the studies evaluated were screened for and thus are either SM or R&D research types, the first element of the social action characteristic ("the attributes of SM or the attributes of R&D") is met automatically by the studies to be evaluated. Consequently, the evaluation criteria (the remaining element of "social action characteristics"), more definitively the total evaluation point scores, are measures of the social action characteristics of the studies under evaluation, i.e., the social action utility of the studies.

It is of utmost importance to note that the evaluation point scores do not indicate that the research studies which scored relatively "low" in social action utility have no relevancy regarding other types of utility, e.g., specific disciplinary utility,

general audience utility, or administrative utility. Similarly, a "high" score in social action utility does not prohibit the study from having other types of utility. In short, this evaluation technique is a tool to identify from all of the relevant studies those with social action utility and their social action utility relativity.

The key to the translation of the total evaluation point score is shown below.

<u>Total Evaluation Point Score</u>	<u>Social Action Utility Descriptor</u>
14 and above	excellent
11 to 13	very good
7 to 10	good
5 to 6	fair
3 to 4	poor
less than 1 to 2	very poor

TABLE 5-1. EVALUATED PUBLICATIONS BIBLIOGRAPHIC CITATIONS, SOCIAL ACTION UTILITY DESCRIPTORS, AND POINT SCORES

Document Accession Number	Bibliographic Data	Outcome Type	Research Type	Social Action Utility Descriptor	Evaluation Point Score
A012	DeRoss, J. A., et al. <u>An Analysis of Dental Manpower and Education in Illinois.</u> (Report #R-729 - IHEC). Santa Monica, CA: Rand Corporation, June 1971. (ED 057 736)	PA	SM	very good	12
A018	Solis, Enrique, Jr., and Pettibone, Timothy J. <u>Assessment of Dental Needs in a Multicultural Population.</u> Paper presented at Rocky Mountain Educational Research Association Meeting, Las Cruces, NM, November 1972. (ED 071 790)	PA	SM	very poor	2
A020	Cresap, McCormick, and Paget, Inc. <u>Attitudes and Interests of Indian People Regarding Health Careers.</u> Washington DC: February 1972. (PB 213-889)	PA	SM	fair	5
A030	Favero, Philip. <u>Capitation and Group Practice as Health Care Alternatives.</u> Lansing, MI: Michigan State University, 1974.	PA	SM	fair	5
A033	Kraenzel, Carl F., and MacDonald, Francis H. <u>Characteristics of Discharged Mental Patients in Rural 18-County Sparsely Populated Eastern Montana.</u> (Bulletin #634). Bozeman, MT: Montana State University, March 1970. (ED 046 548)	PA	SM	good	7
A035	Colorado Board for Community Colleges and Occupational Education, Colorado Department of Education. <u>Colorado Health Occupations Manpower Survey, 1972.</u> Denver, CO. 1972. (ED 069 914)	PA	SM	good	9
A048	Governor's Health Planning Committee. <u>Comprehensive Health Plan, State of Oregon, Health Planning Section, Oregon State Executive Department, January 1971.</u> (ED 080 843)	R	SM	excellent	14
A049	Schmid, A. Allan, et al. "A Comprehensive Rural Health Clinic: Case Study of Public Program Evaluation Methodology." Michigan State University Agricultural Economics Report #260, East Lansing, MI: December 1973.	PA	SM	very good	13
A052	Clark, Edwin J., et al. <u>Coordinated Accident Rescue Endeavor, State of Mississippi, Project CARE-SOM. Final Report. Vol. 1. Operation Structure and Procedures.</u> State College, MS: September 1970. (PB 199 756)	R	R&D	excellent	15

Table 5-1. Evaluated Publications Bibliographic Citations, Social Action Utility Descriptors, and Point Scores (Continued)

Document Accession Number	Bibliographic Data	Outcome Type	Research Type	Social Action Utility Descriptor	Evaluation Point Score
A059	Eckerling, Janet Weiss. <u>Criteria for an Experiment in Health Service Telecommunications in Puerto Rico. Final Report: San Juan, Puerto Rico: 1971. (PB 215 263)</u>	R	R&D	good	10
A067	Pettibone, Timothy J., and Solis, Enrique, Jr., <u>Dental Health Care Models of Southwestern Cultures. Final Report. Las Cruces, NM: New Mexico State University, December 1973. (ED 085 132)</u>	PA	SM	very good	13
A072	Hughes, Calista C. <u>Development of a Model Health Care Delivery System for Nebraska: Final Report. Springfield, VA: NTIS, March 1973. (PB 226 316)</u>	R	R&D	excellent	17
A086	Cohen, Julius. <u>"The Effect of Distance on Use of Outpatient Services in a Rural Mental Health Center." Hospital and Community Psychiatry, 23(3):79-80, March 1972.</u>	PA	R&D	good	7
A094	Cresap, McCormick, and Paget, Inc. <u>Evaluation of DHEW Health Manpower Training Programs Relative to Indians. Final Report. Washington, DC: February 1972. (PB 213 888)</u>	R	SM	good	9
A095	Community Change, Inc. <u>Evaluation, Design and Analysis of Migrant Health Delivery Systems. Final Report. Sausalito, CA: July 1971. (PB 222 201)</u>	R	R&D	very good	13
A097	Niederfrank, E.J., and LeRay, N.L. <u>An Expansion in Program Strategy to Assist Rural Families Faced with Limiting Conditions: Evaluation of a Team Project in Vermont. Vermont Vocational Rehabilitation Division, Burlington, VT: Vermont Vocational Rehabilitation Division, University of Vermont Extension Service, 1972.</u>	PA	R&D	poor	3
A104	Peterson, Ronald C. <u>Feasibility of a Program Utilizing Railroad Cars to Bring Economic Health, Education, and Social Services to Rural and Neglected Populations. Washington, DC: Executive Systems Corporation, March 1970. (PB 197 796)</u>	PA	R&D	fair	6
A117	Roe, Daphne A., and Eikwert, Kathleen R. <u>Health and Nutritional Status of Working and Non-working Mothers in Poverty Programs. Springfield, VA: NTIS, January 1974. (PB 226 821)</u>	R	SM	good	9

Table 5-1. Evaluated Publications Bibliographic Citations, Social Action Utility Descriptors, and Point Scores (Continued)

Document Accession Number	Bibliographic Data	Outcome Type	Research Type	Social Action Utility Descriptor	Evaluation Point Score
A124	Doherty, Neville, et al. <u>Health Care Industries in Michigan Grand Traverse and Cooper County Regions. Report #177.</u> East Lansing, MI: State University AES, December 1972.	PA	SM	very good	11
A126	Bolaria, Bhopinder S. <u>Health Care, Health and Illness Behavior of Low Income Families in the State of Maine.</u> Augusta, ME: Regional Medical Program Research and Evaluation Service, January 1971. (ED 065 802)	PA	SM	good	8
A132	South Carolina Advisory Council for Comprehensive Health Planning. <u>Health Manpower in South Carolina Report of Task Force on Health Manpower.</u> Columbia, SC: December 1970. (ED 080 885)	R	SM	fair	5
A139	Johns Hopkins University. <u>A Health Service Policy Plan for the State of Maryland. Report of the Multidisciplinary Health Planning Group of the Johns Hopkins University to Maryland Comprehensive Health Planning Agency.</u> Baltimore, MD: June 1974.	R	SM	excellent	18
A140	Anderson, Ronald, et al. <u>Health Service Use. National Trends and Variations 1953-1971.</u> (Report No. DHEW-Pub. HSM 73-3004). October 1972. (ED 076 875) (PB 219 652)	PA	SM	good	9
A142	Matthews, - resa H. <u>Health Services in Rural America.</u> (Agricultural Information Bulletin #362). Rural Development Service and Economic Research Service, April 1974.	PA	SM	poor	4
A145	Metropolitan Inter-County Council. <u>Helicopter Ambulance Service to Emergencies "Project Haste."</u> Final Report. Minneapolis, MN: March 31, 1971. (PB 200 308)	R	R&D	fair	6
A147	Hawaii Department of Health. <u>HI State Plan - Facilities for the Mentally Retarded.</u> HI: August 1970. (ED 054 563)	R	SM	fair	6
A155	Minnesota Department of Health. <u>Increasing the Availability of Public Health Nurses in Rural Settings.</u> Minneapolis, MN: July 1970. (PB 192 662)	R	R&D	good	8
A178	Genesee/Finger Lakes Regional Planning Board. <u>The Migrant - A Human Perspective.</u> Report #14. Rochester, NY: December 1972. (PB 223 418)	R	SM	poor	4



Table 5-1. Evaluated Publications Bibliographic Citations, Social Action Utility Descriptors, and Point Scores (Continued)

Document Accession Number	Bibliographic Data	Outcome Type	Research Type	Social Action Utility Descriptor	Evaluation Point Score
A 190	Payne, Ethel F., and Terrell, Elizabeth L. <u>New Approaches to the Delivery of Total Services to Blind People: Operation Insight</u> . Richmond, VA: Virginia Commission for the Visually Handicapped, May 1971. (PB 215 437)	R	R&D	fair	5
A 199	Flitter, Hessel Howard. <u>Nursing in the Mountain State of West Virginia: An Assessment of a Plan of Action. Final Report of Committee to Study Nursing Needs in West Virginia</u> . 1971. (ED 080 823)	R	SM	fair	6
A 200	Kehrer, Barbara H. <u>The Nursing Shortage and Public Policy. An Economic Analysis of the Demand for Hospital Nurses in Connecticut</u> . PhD dissertation. New Haven, CT: Yale University, 1970. (PB 192 151)	PA	SM	fair	6
A 201	Wechsler, Henry. <u>NY State Dental Manpower Study</u> . Albany, NY: New York Education Department, 1971. (ED 063 894)	R	SM	fair	6
A 212	Cordes, Sam M., and Barkley, Paul W. <u>Physicians and Physician Services in Rural Washington</u> . (Bulletin #790). WA AES, 1974.	PA	R&D	very good	13
A 214	MacQueen, John C. "A Plan for the Distribution of Physicians and the Health Care Units Needed to Provide Health Services in Iowa." In <u>Papers of the Rural Community Development Seminar: Focus on Iowa</u> . Ames, IA: Iowa State University, May 1972. (ED 076 891)	R	R&D	good	8
A 227	Holmes, O. Wendell. "A Profile of Disabled Household Heads and Spouses in Rural Areas of Ozarks Region." <u>Agricultural Economic Report #217</u> . Washington, DC: USDA/ERS, November 1971. (ED 058 990)	PA	SM	poor	4
A 229	Reddy, S.K. <u>Programs for Rural Development: A Comparison of Three Mississippi Multicounty Centers</u> . Presented at Association of Southern Agricultural Workers, February 1973: Mississippi State University, February 1973. (ED 071 799)	PA	SM	poor	4

Table 5-1. Evaluated Publications Bibliographic Citations, Social Action Utility Descriptors, and Point Scores (Continued)

Document Accession Number	Bibliographic Data	Outcome Type	Research Type	Social Action Utility Descriptor	Evaluation Point Score
A231	Owen, Wayne L. <u>The Psychological Researcher in a Rural Setting: Problems and Limitations.</u> Washington, DC: American Personnel and Guidance Association, March 1970. (ED 040 452)	R	SM	fair	5
A237	New Mexico Health and Social Service Department. <u>A Public Welfare Plan to Develop a Program in Community Planning.</u> Santa Fe, NM: January 1972. (PB 214 344)	PA	R&D	very poor	1
A245	Anderson, James G. <u>Remote Area Health Services: Southwest New Mexico. Vol. 1 Design, Development and Accomplishments.</u> Las Cruces, NM: Regents of New Mexico State University, May 1970. (PB 208 103)	R	R&D	very good	11
A250	Governor's Task Force on Rural Affairs. <u>Revitalizing Rural Washington: Report and Recommendations of the Governor's Task Force on Rural Affairs.</u> Olympia, WA: May 1971. (ED 055 708)	R	SM	very poor	1
A251	Rural Affairs Study Commission. <u>Rural Affairs Study Commission, A Report to the Governor and the General Assembly of the Commonwealth of Virginia, 1971.</u> Richmond, VA: 1971. (ED 070 542)	R	SM	very poor	2
A281	Phillips, G. Howard, and Pugh, Albert R. <u>Selected Health Practices Among Ohio's Rural Residents.</u> (Research Bulletin #1038). Wooster, OH: Ohio Agricultural Research and Development Center, July 1970. (ED 051 948)	R	SM	good	7
A290	Acton, Jan P., and Levine, Robert A. <u>State Health Manpower Planning: A Policy Overview.</u> (Report #R-724-RC). Santa Monica, CA: Rand Corporation, May 1971. (ED 085 409)	R	SM	very good	11
A292	Community Change, Inc. <u>A Study of Consumer Participation in the Administration Process in Various Levels of HSMHA's Service Projects.</u> Sausalito, CA: June 1972. (PB 213 281)	R	SM	good	9
A293	Durkee, Frank M. <u>A Study of Dental Manpower Demand and Supply in Pennsylvania.</u> Harrisburg, PA: Pennsylvania Department of Education. September 1973. (ED 082 662)	R	SM	very good	13

Table 5-1. Evaluated Publications Bibliographic Citations, Social Action Utility Descriptors, and Point Scores (Continued)

Document Accession Number	Bibliographic Data	Outcome Type	Research Type	Social Action Utility Descriptor	Evaluation Point Score
A299	Boutwell, Charles R., and Hinkle, Andrew L. <u>A Survey of Mental Health Problems and Professional Services: A Model for Evaluation of Community Mental Health.</u> Huntington, WV: Community Mental Health Center, 1973. (ED 084 453)	PA	R&D	good	8
A300	Maine's Regional Medical Program Research and Evaluation Service. <u>A Survey of Nursing Home Staffing Patterns and General Needs in the State of Maine.</u> Augusta, ME: October 1970. (ED 065 798)	R	SM	good	7
A312	Aday, Lu Ann. <u>The Utilization of Health Services: Indices and Correlates.</u> Lafayette, IN: Purdue University, December 1972. (PB 219 640)	PA	SM	good	7
A316	Winchell, Leonard. <u>Washington State Migrant Programs. Annual Report and Evaluation, 1971-72.</u> Olympia, WA: Washington Office of the State Superintendent of Public Instruction, 1972. (ED 080 285)	R	R&D	very poor	-2

Section 5-4  
SUMMARY DESCRIPTION

5.4 Summary Description

Tables 5-2 and 5-3 display selected characteristics of the 49 evaluated publications in matrix format. Table 5-2 shows the number of studies of each outcome type per research type and the percentages. Table 5-3 shows the number of studies of each outcome/research type per social action utility descriptor and the percentages.

TABLE 5-2. EVALUATED STUDIES BY OUTCOME/RESEARCH TYPE

OUTCOME TYPE	SM		RESEARCH TYPE		R&D	
	NUMBER OF STUDIES	%	NUMBER OF STUDIES	%	NUMBER OF STUDIES	%
PA 22=100%	16	73%	6	27%		
R 27=100%	17	63%	10	37%		

Total Studies evaluated: 49

TABLE 5-3. EVALUATED PUBLICATIONS BY OUTCOME/  
RESEARCH TYPES AND SOCIAL ACTION UTILITY DESCRIPTOR

Outcome- Research Type	Total No. of Studies (= 100%)	SOCIAL ACTION UTILITY DESCRIPTOR											
		Excellent		Very good		Good		Fair		Poor		Very poor	
		No. of Studies	%	No. of Studies	%	No. of Studies	%	No. of Studies	%	No. of Studies	%	No. of Studies	%
PA-SM	16	-	-	4	25.0	5	31.3	3	18.8	3	18.8	1	6.3
PA-R&D	6	-	-	1	16.7	2	33.3	1	16.7	1	16.7	1	16.7
R-SM	17	2	11.8	2	11.8	5	29.4	5	29.4	1	5.9	2	11.8
R-R&D	10	2	20.0	2	20.0	3	30.0	2	20.0	-	-	1	10.0
TOTAL	49	4	8.2	9	18.4	15	30.6	11	22.4	5	10.2	5	10.2

Note: Percentages may not add due to rounding.

5-17/5-18

## Section 6

### KNOWLEDGE ASSESSMENT OF ONGOING RESEARCH PROJECTS

#### 6.0 Description

The methodologies developed and utilized in the indepth assessment of problem-oriented research publications (see paragraph 7.0) cannot be used for a knowledge assessment of ongoing research projects. This stems from the lack of information as to the geographic location of a specific ongoing project's research site. It could be assumed that the state location of the research institute or researcher is comparable to the geographic location necessary to conduct an "indepth assessment." However, this was not done because of other restraints in the data elements gathered for the publications and the questioning of such a method's usefulness. Subsequently, this knowledge assessment of ongoing research projects will be a surface assessment, only comparable theoretically with the surface assessment of the problem-oriented research publications presented in Section 7-1. It should be noted that no classification as to research type or outcome type was possible. Thus, no classification was possible as to the ongoing research projects which were problem-oriented.

Table 6-1 presents the surface knowledge assessment of the ongoing research projects, giving expanded subject categories, their respective total number of projects, and their respective subtotals by CRIS, HEW, and SIE groups (the latter with USDA and DHEW funded projects identified by SIE groups respectively under "CRIS" and "HEW"). Furthermore, those projects that were related to specific rejected or accepted publications are not included in Table 6-1. These publications and a more extensive subject categorization have been included in Section 7, i.e., they are publications from ongoing projects which were allowed past the Narrative Screening Criteria.

TABLE 6-1. SURFACE  
ASSESSMENT - ONGOING RESEARCH PROJECTS\*

	TOTAL NO.	CRIS NO.	HEW NO.	SIE NO.**
I A 1a	2	0	2	0
b	2	0	2	0
c	4	0	4	0
B 1b	1	0	1	0
	<u>    </u> ( 9)			
II A 1	2	0	2	0
c	2	0	2	0
3c	1	0	1	0
B	1	0	1	0
1c	2	0	2	0
D	1	0	1	0
E 1	1	0	1	0
4	1	0	1	0
5	15	1	13	1
F 1	4	2	0	2
F 2	5	1	0	4
	<u>    </u> (35)			
III A	2	0	2	0
A 1d	1	0	1	0
e	2	0	0	2
2e	1	0	0	1
1g	1	0	1	0
B 1e	1	0	1	0
2a	1	0	1	0
D	22	14	3	5
	<u>    </u> (29)			
IVA	12	12	0	0
A 1	3	3	0	0
a	1	0	0	1
b	1	0	1	0
2	1	0	1	0
2a	2	0	2	0
2b	1	0	1	0
4	1	1	0	0
B	1	1	0	0
1	2	1	1	0
1a	1	0	1	0
5e	3	1	2	0

\*Not to be directly compared with Tables 3-1, 3-3, 3-5, 3-7-1, and 3-7-2. This arises from the following fact: projects related to rejected or accepted publications are not included in this table (see Appendix K).

\*\*USDA and DHEW funded projects identified by SIE are recorded under "CRIS" and "HEW" respectively.

Table 6-1. Surface Assessment - Ongoing Research Projects (Continued)

	TOTAL NO.	CRIS NO.	HEW NO.	SIE NO.
C	1	1	0	0
C2	3	0	2	1
C3	2	1	0	1
D	1	0	1	0
	<u>        </u> (36)			
VB	1	0	1	0
B1	1	0	1	0
	<u>        </u> ( 2)			
VZ	3	3	0	0
A	12	12	0	0
B	1	0	1	0
	<u>        </u> (16)			
VII B	5	3	2	0
C	1	0	1	0
D	1	0	1	0
1	1	0	1	0
2	3	1	2	0
3	1	0	1	0
4	2	2	0	0
E2	2	0	1	1
3	1	0	1	0
	<u>        </u> (17)			
VIII	1	0	1	0
	<u>        </u> ( 1)			
IXA	2	0	2	0
B	11	2	3	6
C	3	3	0	0
D	8	6	1	1
1	1	0	1	0
E	11	2	8	1
	<u>        </u> (36)			
XA	6	0	6	0
B	2	0	2	0
C	3	0	2	1
	<u>        </u> (11)			
XIC	1	0	1	0
	<u>        </u> ( 1)			



### Vacuums

Referring to Table 6-1 and the Subject Categorization Format, Appendix F, total vacuum areas are easy to spot and are abundant. However, any attempts at specific interpretation of these total vacuum areas to priorities in research funding or current direction in rural health care services research are beyond this study's objectives and must be made and viewed critically. Any such interpretations rest ultimately on the limited amount of information, many times only the project's title, on which any ongoing subject categorization was based. Nevertheless, there are some general vacuum areas which do stand out, i.e., II G rural health service infrastructure base (transportation, roads, electricity, and water); dental and mental rural health care services areas under the major headings I, II, and III; pharmacy; utilization; and, most importantly, to a unifying rural health care services approach and orientation, major heading XI, Rural Research Methodologies.

### Overlaps

Referring to Table 6-1 and taking ten (10) as an arbitrary overlap threshold for a given subject categorization (defined as a main heading and at least a subcategorization, e.g., IA), the following areas appear as possible overlaps:

- IIE5 (i.e., drug and alcohol abuse programs)
- IIID
- IVA
- VIA
- IXB
- IXE

However, here again care must be taken with any conclusion about overlap areas because of the previously mentioned limited information upon which the ongoing subject categorization was based. Furthermore, overlaps may appear because of the nature of the Subject Categorization Format, that is, the mixing of subjects and health system components. The values that would emanate from a rural health policy would

help determine the methodologies necessary to pin down specific overlap areas. Such a determination is beyond the scope of this study. The data base here, however, may be used with any methodology in regard to overlaps and vacuums.

6-5/6-6

0133

Section 7  
KNOWLEDGE ASSESSMENT OF  
ACCEPTED PROBLEM-ORIENTED RESEARCH PUBLICATIONS

7.0 Description

The methods used in assessing the state of knowledge of recent research publications inventoried and classified by this assessment effort are natural extensions of the theory and methodology presented in Section 2. Subsequently, the two series of research categories used in this effort, the research types and the outcome types, will be the focal point of the assessment methods. More specifically, the object of this assessment effort was to determine, as far as the data base would allow, the aggregate social action utility levels of each of the four types of problem-oriented research, i.e., PA/SM, PA/R&D, R/SM, and R/R&D, over the subject categories expressed in the Subject Categorization Format, Appendix F. "Levels" here means gross vacuums and overlaps in the cumulative subject categories of each of the problem-oriented research groups.

As mentioned in Section 2, the meaning of "rural" is very important to any evaluation of the nature of rural health/rural health care services. Also as mentioned in that section, the use of "rural" in this study refers to OMB's term "non-metropolitan." However, this term too has its weaknesses which originate in the dynamic nature of modern American living styles today as compared to the rather static nature of city life and country life in the past. Two elements are considered as necessary components of any approach to rurality which might neutralize this dynamism between "rural" and "urban." These elements are conceived as follows:

- Economy of Scale Problems - the necessary economic base required to support comprehensive rural health care services manifested as institutional inadequacies and low population densities.

- Problems of Access Distance - the ease of access to areas with adequate economic bases to support comprehensive health care services manifested as long travel distances and thus long travel times.\*

Thus, the number of people in the United States within a given distance from a SMSA (assumed to have with a large enough economic base to support comprehensive health care services) are shown below:\*\*

Inside SMSA - 114 million

Within 50 miles of SMSA - 20 million

Between 50 to 100 miles of SMSA - 33 million

Outside 100 miles of SMSA - 4 million

Thus, 93 percent of the population lived within 100 miles of a SMSA; this comprised 96 percent of the urban population (Bureau of Census definition, see Section 1-2), 88 percent of the rural non-farm population, and 82 percent of the farm population. Thus, there exist rural areas in sparsely populated remote areas and there exist rural areas with easy access to metropolitan areas, with the former having both types of problems and the latter having only economy of scale problems.

Consequently, in assessing the problem-oriented research, a surface assessment was done reflecting the number of research publications per subject category per geographic area (national, regional, state, and local) for each of the four types of problem-oriented research groups. Vacuums (subject categories with no problem-oriented research publications) and overlaps (subject categories with many problem-oriented publications) are readily seen in this type of assessment. Next an indepth assessment was undertaken incorporating the economy of scale problem and the


---

\* This is by no means the first use of such factors. See USDA/ERS commuting counties scheme in Committee on Agriculture and Forestry, U.S. Congress, Characteristics of U. S. Rural Areas with Non-Commuting Population, 92nd Congress, 2nd Session, 6/1972.

\*\* Ibid. (Based on 1960 census data).

problem of access distance, especially in subject categories seemingly suffering from overlaps. The method used for the "local" publications is different than the method used for the "state" and "regional" publications. The "national" publications are not assessed by this method, i.e., only a surface assessment is done for these publications.

The method used for the indepth assessment of locally classified publications was extrapolated directly from People of Rural America.\* Here each county in the contiguous United States was classified as to its distance from the nearest SMSA and then further classified as to the effect of the SMSA's population size (economy of scale) on that county, i.e., Hathaway's "size-distance measurement." The coding scheme for this technique modified for use here to an 8 point scale is shown as follows:

Code used in "local" publication indepth assessment	Hathaway's size-distance measurement	Maximum rurality
8	No value	
7	1-2	
6	3-5	
5	6-8	
4	9-11	
3	12-14	
2	15-17	
1	18 and over	

Consequently, each of the eight codes corresponds to a different degree of rurality, incorporating economies of scale and access distance factors, with "8" being the maximum rurality (or minimum urbanity) and "1" being the minimum rurality (or maximum urbanity). However, each code in itself represents counties with similar economies of scale problems and problems of access distance. It is felt that each of

\* U.S. Bureau of the Census, People of Rural America, by Dale E. Hathaway, J. Allen Beegle, and W. Keith Bryant (A 1960 Census Monograph). U.S. Government Printing Office, Washington, D.C. 1968


the eight groups of counties should ideally collectively have an adequate amount of PA/SM, PA/R&D, R/SM, and R/R&D research publications. "Adequate amount" means at least one study per subject category. Thus, each research publication with a local geographic area was coded by its counties or county using the above coding scheme.\*

The method used for the indepth assessment of state and regionally classified publications was derived from 1970 Bureau of Census figures by attempting to incorporate, as above, economies of scale and access distance factors. First all fifty states were assigned their respective non-metropolitan (non-SMSA) population percentages (a gross economy of scale measurement) and then they were assigned to seven equally defined groups. Based on these non-metropolitan population percentages, they were assigned codes as follows:

<u>Code</u>	<u>State non-metropolitan population percentage</u>	<u>Maximum rurality</u>
7	85.8 - 100	↓ Minimum rurality:
6	71.5 - 85.7	
5	57.2 - 71.4	
4	42.9 - 57.1	
3	28.6 - 42.8	
2	14.3 - 28.5	
1	0 - 14.2	

Next the states were assigned their respective state population densities (a combined gross economy of scale and distance factor measurement because of the inclusion of the SMSA population effect and land area). The states were then assigned to seven equally defined groups as above and coded as follows:

\* Research with multiple counties was given the code which occurred the most frequently. "Ties" were assigned the lower code reflecting the larger number of lower coded, that is, "urban" counties.

<u>Code</u>	<u>State population/sq. mile</u>	Maximum sparseness
7	0 - 142	
6	143 - 285	
5	286 - 428	
4	429 - 571	
3	572 - 714	
2	715 - 857	
1	858 - 1000	

Finally, these two rurality coding schemes were combined and assigned states as shown below.

Maximum rurality	← decreasing rurality →					Minimum rurality
7	6	5	4	3	2	1
AK	AR	AL	AZ	MD	CT	NJ
ND	ID	FL	CA	NY	MA	RI
VT	IA	GA	CO			
WY	KS	LA	DE			
	KY	MN	HI			
	ME	MO	IL			
	MS	NB	IN			
	MT	NH	MI			
	NM	OK	NV			
	NC	OR	OH			
	SC	TN	PA			
	SD	VA	TX			
	WV	WA	UT			
		WI				

Analyzing each group by its percentage of states west of the Mississippi River yields the following:

most rural - group 7, 75%  
group 6, 62%  
group 5, 50% (mean)  
group 4, 54%  
group 3, 0%  
group 2, 0%  
least rural - group 1, 0%

This is exactly the breakdown we would expect where western states are characterized by vast areas of land 250 or more miles from the nearest metropolitan area with fewer SMSA's further apart than the eastern states, where most people and most of the land area are within 50 miles of an SMSA.

Thus, the last rurality coding scheme is used for both state and regionally classified publications with each code representing states with similar degrees of economies of scale problems and access distance problems. It is felt that each of the seven groups should ideally collectively contain an adequate amount of the four types of problem-oriented research publications mentioned previously. Each state classified research publication was coded using the rurality coding scheme presented in the previous paragraph. Each state of the region was represented proportionally.

Because of the many vacuum areas and limited resources, the results of the surface assessments and the indepth assessments will be shown in tabular form with separate listings in the text of total vacuum areas, i.e., areas where no problem-oriented research was found.

Table 7-1 represents a summary of problem-oriented research, i.e., classifications PA/SM, PA/R&D, R/SM, and R/R&D, by unexpanded subject categorizations. By "unexpanded" it is meant that only the Roman numeral code to the Subject



TABLE 7-1. SUMMARY OF PROBLEM-ORIENTED RESEARCH BY SUBJECT CATEGORY

SUBJECT CATEGORY	PROBLEM ANALYSIS						RECOMMENDATION					
	N	R	S	L	SUB-TTL	TOTAL	N	R	S	L	SUB-TTL	TOTAL
S O C I O M E D I C A L	I	2	10	8	21	35	2	1	11	-	14	35
	II	-	7	11	19	29	1	-	6	3	10	29
	III	-	5	6	14	23	3	2	4	-	9	23
	IV	4	2	3	15	26	2	3	5	1	11	26
	V	4	-	1	13	20	2	2	4	1	7	20
	VI	1	-	1	4	8	1	-	1	2	4	8
	VII	4	7	4	31	37	2	1	1	2	6	37
	VIII	-	2	-	-	2	2	-	1	1	2	2
	IX	1	2	2	10	13	-	-	1	2	3	13
	X	-	-	-	1	2	-	-	1	-	1	2
	XI	5	3	7	26	29	1	-	-	2	3	29
TOTALS	24	16	40	74	154	14	7	35	14	70	224	
D E V E L O P M E N T A N D R E S E A R C H	I	1	1	6	10	16	1	2	2	1	6	16
	II	-	2	6	10	28	2	4	4	10	18	28
	III	1	1	12	16	32	8	1	4	3	16	32
	IV	-	-	6	7	23	1	1	6	8	16	23
	V	-	-	-	-	-	-	-	-	-	-	-
	VI	-	-	1	2	7	3	-	2	-	5	7
	VII	1	-	4	9	15	1	1	1	3	6	15
	VIII	-	-	-	-	-	-	-	-	-	-	-
	IX	-	-	2	3	6	-	-	1	1	3	6
	X	1	1	1	3	6	1	1	1	1	3	6
	XI	2	-	3	5	6	-	-	-	-	1	6
TOTALS	6	5	13	41	65	17	9	21	27	74	139	

Categorization Format is presented. An inspection of this table will readily reveal total vacuum unexpanded subject categories, i.e., no research publications were identified in this subject category. This would be of use to the reader or coordinator of research. Please note that the assessment will use the Subject categorization Format, Appendix F, alphanumeric code to symbolize the subject category headings, e.g., "II Ala" for "Rural Health Facilities, General Health, Primary care, certification/licensing."

Surface Assessment

Tables 7-2, 7-3, 7-4, and 7-5 are the results in tabular form of the surface assessments of local, state, regional, and national research, abbreviated not to show total vacuum areas. Please note that Tables 7-2 through 7-5 are different from the summary Table 7-1, in that they are by expanded subject categorizations. Total vacuum areas are shown below collectively for PA/SM, PA/R&D, R/SM, R/R&D research publications for local and state geographic areas. Regional and National can be extrapolated from Tables 7-4 and 7-5 respectively by noting the missing subject categories from Appendix F. (please note Appendix F, the Subject Categorization Format, is shown in abbreviated form).

Local/Problem-Oriented Total Vacuum Areas

IA1c	b	b	2d	d	4a	7
2a	c	c	3a	IIC1b	b	8
b	IC1b	2a	b	IIE1a	c	IIIA1e
c	c	b	c	b	IIE4d	f
3a	2a	c	d	c	5b	IIIB1a
b	b	3a	IIB1b	d	c	b
c	c	b	c	IIE2b	d	e
IB1b	3a	c	d	c	IIF1	f
c	b	4a	2b	d	2	g
2a	c	b	c	3a	4	IIIB2a
b	ID1a	c	d	b	5	b
c	3a	5	3b	c	6	c
3a	IE1a	IIA2a	c	d	IIG6	

7-8

Local/Problem-Oriented Total Vacuum Areas (Continued)

d	e	VB3	VF	VIC3	VIIC2c	VIII
e	IVA2c	VC2	VIA2	VID	VIIC2d	IXC
IIIC1a	3a	VC3	VIA3	VIIC1a	VIIC3	XB
b	b	VD	VIB1	VIIC1b	VIIC4a	XC
IIIC2a	IVB5d	VE1	VIB2	VIIC1c	VIID5	XD
b	IVB5e	VE2	VIB3-	VIIC1d	VIII E1	
c	VA3	VE3	VIC1	VIIC2a	VIII E2	
d	VB2	VE4	VIC2	VIIC2b	VIII E3	

State/Problem-Oriented Total Vacuum Areas

IA2b	IE1c	IIB3b	IIE5a	IIIA2d	IIIC2d	IVB3b
IA2c	IE2b	IIC1a	IIE5b	IIIA2e	IIIC2e	IVB3c
IA3a	IE2c	IIC1b	IIE5c	IIIB1a	IVA1b	IVB4
IA3b	IE3b	IIC1c	IIE5d	IIIB1d	IVA1c	IVB5a
IA3c	IE3c	IIC1d	IIF1	IIIB1f	IVA2a	IVB5b
IB2a	IE4b	IIE1a	IIF3	IIIB1g	IVA2b	IVB5c
IB2b	IE4c	IIE1b	IIF4	IIIB2a	IVA2c	IVB5d
IB2c	IIA1a	IIE1c	IIF6	IIIB2b	IVA3a	IVC3
IB3a	IIA1b	IIE1d	IIG1	IIIB2c	IVA3b	VA2
IB3b	IIA2d	IIE2a	IIG2	IIIB2d	IVA3c	VA3
IB3c	IIA3a	IIE2c	IIG5	IIIB2e	IVA5a	VB1
IC2b	IIA3b	IIE2d	IIG6	IIIC1a	IVA5c	VB2
IC2c	IIA3c	IIE3a	IIG7	IIIC1b	IVA5d	VC1
IC3a	IIA3d	IIE3b	IIG8	IIIC1d	IVB1a	VC2
IC3c	IIB1d	IIE3c	IIIA1a	IIIC1e	IVB1b	VC3
ID1a	IIB2a	IIE3d	IIIA1d	IIIC1f	IVB1c	VC1
ID2a	IIB2b	IIE4a	IIIA1e	IIIC1g	IVB2a	VC2
ID3a	IIB2c	IIE4b	IIIA1f	IIIC2a	IVB2b	VC3
IE1a	IIB2d	IIE4c	IIIA1g	IIIC2b	IVB2c	VE2
IE1b	IIB3a	IIE4d	IIIA2b	IIIC2c	IVB3a	VE3

State/Problem-Oriented Total Vacuum Areas (Continued)

VE4	VIB2	VID	VIIC1d	VIIC2d	VIID3	IXC
VIA2	VIB3	VIIC1a	VIIC2a	VIIC3	VIID5	XC
VIA3	VIC1	VIIC1b	VIIC2b	VIID	VIIE3	XD
VIB1	VIC2	VIIC1c	VIIC2c	VIID1	IXA	XE

The connection between these total vacuum areas with specific areas of knowledge needs in rural health care services research is beyond the scope of this study.

Finally, Tables 7-2, 7-3, 7-4, and 7-5 may be used by the reader to identify vacuums existing in specific types of problem-oriented research, e.g., PA/R&D for local, state, regional, and national geographic areas. A less exacting assessment is contained in Table 7-1 which, with the other tables, represents a data base which can be used by the reader using any number of aggregating assessment methods.

A study of Table 7-1 indicates only a handful of potential areas of overlappage as follows:

- local - PA/SM - II
- state - PA/SM - I
- local - PA/SM - VII
- local - PA/SM - XI
- state - R/SM - I
- local - PA/R&D - III
- local - R/R&D - II

This results from using ten (10) as an arbitrary threshold (same threshold as used with the ongoing projects). However, in this area of overlaps one must be careful relative to the fact that these numbers do not reflect the environment of these so-called overlaps, i.e., the "overlap" research geographic areas, socioeconomic and physical factors that impact the rural health care service. Such data would seem tantamount to forming a research result aggregating methodology.

**TABLE 7-2. SURFACE  
ASSESSMENT - LOCAL/PROBLEM-ORIENTED RESEARCH**

SUBJECT CATEGORY	PA - SM	PA - R&D	R - SM	R - R&D
<b>I PERSONNEL</b>				
IA				1
1a	3	2		
1b	3	3		
B		1		
1a	2			
C1a		1		
D2a		1		
<b>II FACILITIES</b>				
IIA1	3			
1b		2		
1c		2		1
1d	1			1
2b			1	
2c	1			
B1	1		1	
1a	1			
2a	1			
3a	1			
C1a	1			
1c		1		
1d	1			
D				1
E2a				1
E5				1
5a				2
F3	1			1
G1	1			
2	1			
3	2			1
4				1
5				1
<b>III ORGANIZATION AND ADM.</b>				
IIIA1a	1			
1b	1	1		
1c	1			
1d		1		
1g		1		
A2	1			
2c	1			
B1c	1			
1d	2			

Table 7-2. Surface Assessment - Local/Problem-Oriented Research (Continued)

SUBJECT CATEGORY	PA - SM	PA - R&D	R - SM	R - R&D
C1c	1			
ld				1
le		1		
D		4		
IV EVALUATION AND QUALITY				
IVA1	1			1
la		1		
lb	1			
lc		1		
2	1			
2a	1			
2b	1			
4	1			
5a				2
5b	1			
B1	2			1
la		1		2
3	1			
C1		1		2
2		1		1
3		1		
V UTILIZATION OF SERVICES				
VA	1			
1	1		1	
B1	1			
C1			1	
VI ECONOMIC/COST/FINANCING				
VIA		1		
1	1			
C			1	
VII SOCIAL BEHAVIOR ASPECTS				
VIIA	2			
B	3			
C1a	1			
D1	4			
2	6	2	1	
3	2			
4	5		1	

Table 7-2. Surface Assessment - Local/Problem-Oriented Research (Continued)

SUBJECT CATEGORY	PA - SM	PA - R&D	R - SM	R - R&D
<b>IX UNIQUE PROBLEMS</b>				
IXA			1	1
B		1		
D	1			
E	2	1	1	
<b>X TECHNOLOGY</b>				
XA	1			
C				1
E		1		
<b>XI RESEARCH METHODOLOGIES</b>				
XIA	6	2	1	
B	5	1	1	
C		1	1	

TABLE 7-3. SURFACE  
ASSESSMENT - STATE/PROBLEM-ORIENTED RESEARCH

SUBJECT CATEGORY	PA - SM	PA - R&D	R - SM	R - R&D
I PERSONNEL			1	
IA			1	
1a	6	2	7	3
1b	1			1
1c			1	1
2a	2			
B			1	
1	1			
1a	1		1	
1c			1	
C1			1	
1a	1		3	
1b	1			
1c				1
2			1	
2a			1	
E2a				2
3a				1
4a				1
5			1	
II FACILITIES			1	
A			1	
1	1			
1c	1			1
1d			1	
2	2			
2a	1			
A2c		1		1
B			1	
1	1			
1b			1	
1c				1
3c			1	
3d			1	
C1	1			
D		1		
E2b			1	
3			1	
F2			1	1
5			1	
G3				2
4			1	1



Table 7-3. Surface Assessment - State/Problem-Oriented Research (Continued)

SUBJECT CATEGORY	PA - SM	PA - R&D	R - SM	R - R&D
III ORGANIZATION AND ADMINISTRATION			1*	
A			1	1
1			1	
1b	1			
1c	1		2	2
A2a	1	1		
2c		1		
B			1	
1			1	
1b	1			
1c	1		1	2
C			1	
1c			1	
D	2	1	2	2
IV EVALUATION AND QUALITY				
IVA 1			1	
1a				1
2				1
4			1	
5			1	
5b		1		
5e	1			
B	1			
5e	1			
C 1	1	1		2
2	1		1	1
V UTILIZATION OF SERVICES			1	
A			1	
1			1	
B			1	
3			1	
C			1	
D			2	
E			1	
1	1			
F			1	
VI ECONOMIC/COST/FINANCING				
VI 1			1	
A				1
1	1	1		
C3				1

Table 7-3. Surface Assessment - State/Problem-Oriented Research (Continued)

SUBJECT CATEGORY	PA - SM	PA - R&D	R - SM	R - R&D
<b>VII SOCIAL BEHAVIOR ASPECTS</b>				
VII A		1		
B	1	1		
C1	1	2		
4a	1			
D2	3		1	
4	1			
E		1		
1		1		
2				1
<b>VIII PHARMACY RELATED RESEARCH</b>				
			1	
<b>IX UNIQUE PROBLEMS</b>				
IXB	1			
D			1	
E		1		
<b>X TECHNOLOGY</b>				
XA			1	1
B				1
<b>XI RESEARCH METHODOLOGIES</b>				
XIA	3			
B	2			
C	2			

**TABLE 7-4. SURFACE  
ASSESSMENT - REGIONAL/PROBLEM-ORIENTED RESEARCH**

SUBJECT CATEGORY	PA - SM	PA - R&D	R - SM	R - R&D
<b>I PERSONNEL</b>				
IA1a	2	2	3	4
<b>II FACILITIES</b>				
IIA1a				1
1b		2		1
1c				2
G4		2		
<b>III ORGANIZATION AND ADMINISTRATION</b>				
IIIA1b		2	4	
D		1		
<b>IV EVALUATION AND QUALITY</b>				
IVB1a	2			
C1			7	
2			3	2
3	2			
<b>VII SOCIAL BEHAVIOR ASPECTS</b>	1			
B	7			2
C	1			
4	1			
4a	2			
D1	1			
2	6			
3	2			
4				2
<b>IX UNIQUE PROBLEMS</b>				
IXA	3			
C	2			1
<b>X TECHNOLOGY</b>				
XB		2		
<b>XI RESEARCH METHODOLOGIES</b>				
XIA	3			
B	2			

TABLE 7-5. SURFACE  
ASSESSMENT - NATIONAL/PROBLEM-ORIENTED RESEARCH

SUBJECT CATEGORY	PA - SM	PA - R&D	R - SM	R - R&D
<b>I PERSONNEL</b>				
IA			1	
1		1		1
1a	1		1	
2		1		1
3		1		
B			1	
C			1	
E2		1		
5		1		
<b>II FACILITIES</b>				
IIA1	1			
1c				1
B	1			
C1a				1
G			1	
3				1
<b>III ORGANIZATION AND ADMINISTRATION</b>				
				1
A1				2
1a	1		1	1
1b			1	1
1c				1
1g	1			
B	1			
D			2	5
<b>IV EVALUATION AND QUALITY</b>				
IVA1			1	
1a	1			
1b	1			
3a	1			
B1	1		1	
2	1			
3	1			
4	1			
5	1			
C			1	
2	3		1	
3				1

Table 7-5. Surface Assessment - National/Problem-Oriented Research (Continued)

SUBJECT CATEGORY	PA - SM	PA - R&D	R - SM	R - R&D
<b>V UTILIZATION OF SERVICES</b>				
VA	2		2	
1	1			
2	1			
B1	1			
C	1			
1	1			
D	1			
<b>VI ECONOMIC/COST/FINANCING</b>				
VIA			1	3
1	1			
B1	1			
<b>VII SOCIAL BEHAVIOR ASPECTS</b>				
VII B	2		2	1
C	3			
D	1			1
1	1			
3	1			
5	1			
<b>IX UNIQUE PROBLEMS</b>				
IXA	1			
<b>X TECHNOLOGY</b>				
XA		1		
B		1		
<b>XI RESEARCH METHODOLOGIES</b>				
A	4			1
B	4			
C				1

### Indepth Assessment

Tables 7-6, 7-7, and 7-8 are the results of the indepth assessments respectively in tabular form of local, state, and regional research publications abbreviated not to show total vacuum areas. A study of these tables using Appendix F will quickly show that contrary to the surface analysis identification of "possible" overlap areas, no overlaps exist anywhere unless "2" studies qualifies as such. Such a qualification for overlappage is rejected off-hand. Total vacuum areas can be extrapolated easily by noting the deleted subject categorizations. Specific vacuums in problem-oriented research types can be readily identified from these tables. Please note that these tables are each subdivided by the appropriate "rurality code" explained in paragraph 7.0; thus, interpretations and conclusions based on relative numbers under each code would be clearly erroneous for these groups are not made up of an equal number of elements. It should be noted that the methodology involved in the indepth assessment is actually a novel aggregating method for the coordination of rural health care services research; this is the key to understanding the problems of delivering social services of any type to rural areas, especially rural areas with the combined problems of economies of scale and access distance.

Finally, the relatively large amount of vacuum areas does not indicate mismanagement but a new concept of problem orientation embodied in the social action utility concepts of Section 2. In that light, this type of research (problem-oriented) is relatively well represented. A more detailed analysis, as stated previously, is beyond the scope of the present endeavor. However, such an endeavor would appear of great benefit to the rural health care services research endeavors nationwide.

**TABLE 7-6. INDEPTH ASSESSMENT  
LOCAL/PROBLEM-ORIENTED RESEARCH BY RURALITY CODES**

SUBJECT CATEGORY	CODE = 8			
	PA - SM	PA - R&D	R - SM	R - R&D
<b>I PERSONNEL</b>				
IA				1
1a		1		
1b		2		
D2a		1		
<b>II FACILITIES</b>				
IIA1b		1		
1c				1
B1			1	
C1c		1		
G1	1			
2	1			
<b>III ORGANIZATION AND ADMIN</b>				
IIIA2e	1			
D		1		
<b>IV EVALUATION AND QUALITY</b>				
IVA1				1
2	1			
B1	1			1
C1				1
2				1
<b>V UTILIZATION OF SERVICES</b>				
VA1	1			
<b>VII SOCIAL BEHAVIOR ASPECTS</b>				
VHD1	2			
2	1	1		
3	2			
4	2			
<b>IX UNIQUE PROBLEMS</b>				
IXE		1		
<b>X TECHNOLOGY</b>				
XA	1			
C				
<b>XI RESEARCH METHODOLOGIES</b>				1
XIA	1		1	
B	1			
C			1	

Table 7-6. Indepth Assessment - Local/Problem-Oriented Research by Rurality.  
Codes (Continued)

SUBJECT CATEGORY	CODE = 7			
	PA - SM	PA - R&D	R - SM	R - R&D
I PERSONNEL				
IA1a	1			
1b	2			
III ORGANIZATION AND ADMIN				
IIIa1c	1			
IV EVALUATION AND QUALITY				
IVA2a		1		
C2		1		
VII SOCIAL BEHAVIOR ASPECTS				
VIIA	2			
D1	1			
2	1			
XI RESEARCH METHODOLOGIES				
XIA	1			



Table 7-6. Indepth Assessment - Local/Problem-Oriented Research by Rurality Codes (Continued)

SUBJECT CATEGORY	CODE = 6			
	PA - SM	PA - R&D	R - SM	R - R&D
<b>I PERSONNEL</b>				
IA1a	1			
1b	1	1		
2a	1			
<b>II FACILITIES</b>				
IIA1	1			
1b		1		
1c		1		
E5a				2
G4				1
5				1
<b>III ORGANIZATION AND ADMIN</b>				
IIIA1a	1			
1b	1	1		
C1e		1		
<b>IV EVALUATION AND QUALITY</b>				
IVA5a				1
5e				1
B1a				2
<b>VI ECONOMIC/COST/FINANCING</b>				
VIA		1		
<b>VII SOCIAL BEHAVIOR ASPECTS</b>				
VIID2	1			
<b>IX UNIQUE PROBLEMS</b>				
IXA				1
<b>XI RESEARCH METHODOLOGIES</b>				
XIA		1		
B		1		

Table 7-6. Indepth Assessment - Local/Problem-Oriented Research by Rurality Codes (Continued)

SUBJECT CATEGORY	CODE = 5			
	PA - SM	PA - R&D	R - SM	R - R&D
<b>I PERSONNEL</b>				
IA1a		1		
B1a	1			
C1a		1		
<b>II FACILITIES</b>				
IIA1d	1			
B1a	1			
C1d	1			
<b>III ORGANIZATION AND ADMIN</b>				
IIIB1d	1			
C1d				1
D		1		
<b>IV EVALUATION AND QUALITY</b>				
IVA5a				1
<b>V UTILIZATION OF SERVICES</b>				
VA	1			
<b>VII SOCIAL BEHAVIOR ASPECTS</b>				
VIIB	2			
D1	1			
2		1		
4	1			
<b>XI RESEARCH METHODOLOGIES</b>				
XIA	1			
B	1			

Table 7-6. Indepth Assessment - Local/Problem-Oriented Research by Rurality Codes (Continued)

SUBJECT CATEGORY	CODE = 4			
	PA - SM	PA - R&D	R - SM	R - R&D
<b>II FACILITIES</b>				
IIA1	1			
G3	1			
<b>III ORGANIZATION AND ADMIN</b>				
IIIA2	1			
D		1		
<b>IV EVALUATION AND QUALITY</b>				
IVA1	1			
1a		1		
5b	1			
B1a		1		
C3		1		
<b>VI ECONOMIC/COST/FINANCING</b>				
VIA1	1			
C			1	
<b>VII SOCIAL BEHAVIOR ASPECTS</b>				
VIID2	2			
4	1			
<b>IX UNIQUE PROBLEMS</b>				
IXA			1	
D	1			
E	1			
<b>X TECHNOLOGY</b>				
XE		1		
<b>XI RESEARCH METHODOLOGIES</b>				
XIA	2			
B	1			

Table 7-6. Indepth Assessment - Local/Problem-Oriented Research by Rurality Codes (Continued)

SUBJECT CATEGORY	CODE = 3			
	PA - SM	PA - R&D	R - SM	R - R&D
<b>I PERSONNEL</b>				
IA 1a	1			
B 1a	1	1		
<b>II FACILITIES</b>				
IIA 1	1			
1c		1		
1d				1
2c	1			
B 1	1			
2a	1			
3a	1			
C 1a	1			
D				1
E 2a				1
5				1
F 3	1			1
G 3				1
<b>III ORGANIZATION AND ADMIN</b>				
IIIA 1d		1		
B 1c	1			
1d	1			
C 1c	1			
D		1		
<b>IV EVALUATION AND QUALITY</b>				
IVA 1b	1			
2a	1			
2b	1			
4	1			
C 1		1		1
<b>V UTILIZATION OF SERVICES</b>				
VA 1			1	
B 1	1			
C 1			1	
<b>VII SOCIAL BEHAVIOR ASPECTS</b>				
VII B	1			
C 1a	1			
D 2			1	
4			1	

**Table 7-6. Indepth Assessment - Local/Problem-Oriented Research by Rurality Codes (Continued)**

SUBJECT CATEGORY	CODE = 3			
	PA - SM	PA - R&D	R - SM	R - R&D
IX UNIQUE PROBLEMS				
IXE		1	1	
XI RESEARCH METHODOLOGIES				
XIB	1			

Table 7-6. Indepth Assessment - Local/Problem-Oriented Research Rurality Codes (Continued)

SUBJECT CATEGORY	CODE = 2			
	PA - SM	PA - R&D	R - SM	R - R&D
II FACILITIES				
IIA2b			1	
G3	1			
III ORGANIZATION AND ADMIN				
IIIA1g		1		
IV EVALUATION AND QUALITY				
IVB1	1			
3	1			
VII SOCIAL BEHAVIOR ASPECTS				
VIID2	i			
4	1			
IX UNIQUE PROBLEMS				
IXB		1		
XI RESEARCH METHODOLOGIES				
XIA	1	1		
B	1		1	
C		1		

**Table.7-6. Indepth Assessment - Local/Problem-Oriented Research Rurality  
Codes (Continued)**

**CODE = 1**

**No Publications Identified**

TABLE 7-7. INDEPTH ASSESSMENT -  
STATE/PROBLEM-ORIENTED RESEARCH BY RURALITY CODES

SUBJECT CATEGORY	CODE = 7			
	PA - SM	PA - R&D	R - SM	R - R&D
II FACILITIES				
IIB1b			1	
G4			1	
IV EVALUATION AND QUALITY				
IVC1		1		
VII SOCIAL BEHAVIOR ASPECTS				
VHC1				



Table 7-7. Indepth Assessment - State/Problem-Oriented Research by Rurality Codes (Continued)

SUBJECT CATEGORY	CODE = 6			
	PA - SM	PA - R&D	R - SM	R - R&D
<b>I PERSONNEL</b>				
IA1a	1		4	1
1c			1	
B1a			1	
1c			1	
C1a			1	
1c			1	
E5			1	
<b>II FACILITIES</b>				
IIA1d			1	
C1	1			
D		1		
E2b			1	
F2				1
5			1	
<b>III ORGANIZATION AND ADMIN</b>				
IIIA				1
1b	1			
B1b	1			
D				1
<b>IV EVALUATION AND QUALITY</b>				
IVA5b		1		
B1	1			
C2			1	
<b>VII SOCIAL BEHAVIOR ASPECTS</b>				
VIIA		1		
C1	1			
D2	2		1	
4	1			
E		1		
<b>IX UNIQUE PROBLEMS</b>				
IXB	1			
<b>XI RESEARCH METHODOLOGIES</b>				
XIB	2			

Table 7-7. Indepth Assessment - State/Problem-Oriented Research by Rurality Codes (Continued)

SUBJECT CATEGORY	CODE = 5			
	PA - SM	PA - R&D	R - SM	R - R&D
<b>I PERSONNEL</b>				
IA1a	1	1		1
B1	1			
E2a				2
3a				1
4a				1
<b>II FACILITIES</b>				
IIA1	1			
1c				1
2	1			
B1	1			
1c				1
<b>III ORGANIZATION AND ADMIN</b>				
IIIA			1	
1c			1	1
2a		1		
2c		1		
B			1	
1c	1			1
C			1	
1c				1
D	1	1	1	
<b>IV EVALUATION AND QUALITY</b>				
IVA1			1	
5			1	
<b>V UTILIZATION OF SERVICES</b>				
VA			1	
B			1	
C			1	
D			1	
E			1	
F			1	
<b>VI ECONOMIC/COST/FINANCING</b>				
VI			1	
VIA1		1		
<b>VII SOCIAL BEHAVIOR ASPECTS</b>				
VIIIB	1	1		
C1		1		

Table 7-7. Indepth Assessment - State/Problem-Oriented Research by Rurality Codes (Continued)

SUBJECT CATEGORY	CODE = 5			
	PA - SM	FA - R&D	R - SM	R - R&D
VII (Cont'd.)				
4a	1			
E2				1
VIII PHARMACY RELATED RESEARCH				
VIII			1	
IX UNIQUE PROBLEMS				
IXD			1	
E		1		
X TECHNOLOGY				
XA			1	
XI RESEARCH METHODOLOGIES				
XIC	1			

Table 7-7. Indepth Assessment - State/Problem-Oriented Research by Rurality Codes (Continued)

SUBJECT CATEGORY	CODE = 4			
	PA - SM	PA - R&D	R - SM	R - R&D
<b>I PERSONNEL</b>				
IA			1	
1a	4	1	2	1
1b	1			1
1c				1
2a	1			
B			1	
1a	1			
C1			1	
1a	1		1	
1b	1			
2			1	
<b>II FACILITIES</b>				
IIA			1	
1c	1			
2	1			
2c		1		1
B			1	
3c			1	
3d			1	
E3			1	
G3				1
<b>III ORGANIZATION AND ADMIN</b>				
IIIA1c			1	1
2a	1			
B1c			1	1
D				1
<b>IV EVALUATION AND QUALITY</b>				
IVA1a				1
2				1
4			1	
A5b		1		
5e	1			
B5e	1			
C1	1			1
2	1			1
<b>V UTILIZATION OF SERVICES</b>				
VA1			1	
B3			1	
E1	1			

Table 7-7. Indepth Assessment - State/Problem-Oriented Research by Rurality Codes (Continued)

SUBJECT CATEGORY	CODE = 4			
	PA - SM	PA - R&D	R - SM	R - R&D
VI ECONOMIC/COST/FINANCING				
VIA				1
1	1			
C3				1
VII SOCIAL BEHAVIOR ASPECTS				
VII E1		1		
X TECHNOLOGY				
XA				1
B				1
XI RESEARCH METHODOLOGIES				
XIA	2			
C	1			

Table 7-7. Indepth Assessment - State/Problem-Oriented Research by Rurality Codes (Continued)

SUBJECT CATEGORY	CODE = 3			
	PA - SM	PA - R&D	R - SM	R - R&D
I PERSONNEL				
I			1	
Ala			1	
Cla			1	
2a			1	
II FACILITIES				
II			1	
F2			1	
G3				1
4				1
III ORGANIZATION AND ADMIN				
III			1	
A1			1	
B1			1	
C1			1	
D	1		1	
IV EVALUATION AND QUALITY				
IVC1				1
V UTILIZATION OF SERVICES				
V			1	
D			1	
XI RESEARCH METHODOLOGIES				
XIA	1			

Table 7-7. Indepth Assessment - State/Problem-Oriented Research by Rurality Codes (Continued)

SUBJECT CATEGORY	CODE = 2			
	PA - SM	PA - R&D	R - SM	R - R&D
I PERSONNEL				
IA2a	1			
II FACILITIES				
IIA2a	1			

Table 7-7. Indepth Assessment - State/Problem-Oriented Research by Rurality Codes (Continued)

SUBJECT CATEGORY	CODE = 1			
	PA - SM	PA - R&D	R - SM	R - R&D
III ORGANIZATION AND ADMIN.				
IIIAlc	1			
VII SOCIAL BEHAVIOR ASPECTS				
VIIID2	1			



TABLE 7-8. INDEPTH ASSESSMENT -  
REGIONAL/PROBLEM ORIENTED RESEARCH BY RURALITY CODES

SUBJECT CATEGORY	CODE = 7			
	PA - SM	PA - R&D	R - SM	R - R&D
I PERSONNEL				
IA1a		1	1	
II FACILITIES				
IIA1b		1		
IV EVALUATION AND QUALITY				
IVC1				1
2				1
VII SOCIAL BEHAVIOR ASPECTS				
VII B	1			
C4a	1			

Table 7-8. Indepth Assessment - Regional/Problem-Oriented Research by Rurality Codes (Continued)

SUBJECT CATEGORY	CODE = 6			
	PA - SM	PA - R&D	R - SM	R - R&D
I PERSONNEL				
IA1a			1	3
II FACILITIES				
IIA1c				1
III ORGANIZATION AND ADMIN				
IIIA1b		1	1	
D		1		
IV EVALUATION AND QUALITY				
IVB1a	1			
C1			2	
2			1	
3	1			
VII SOCIAL BEHAVIOR ASPECTS				
VII B	2			1
C1a	1			
D2	2			
3	1			
4				1
IX UNIQUE PROBLEMS				
IXA	1			
C	1			
XI RESEARCH METHODOLOGIES				
XIA	1			

Table 7-8. Indepth Assessment - Regional/Problem Oriented Research by  
Rurality Codes (Continued)

CODE = 5

SUBJECT CATEGORY	PA - SM	PA - R&D	R - SM	R - R&D
I PERSONNEL				
IA la				1
II FACILITIES				
IIA la				1
1b				1
1c				1
G4		1		
III ORGANIZATION AND ADMIN				
IIIA 1b			1	
IV EVALUATION AND QUALITY				
IVB la	1			
C1			1	
2				2
3	1			
VII SOCIAL BEHAVIOR ASPECTS				
VIIB	1			1
D2	2			
3	1			
4				1
IX UNIQUE PROBLEMS				
IXC	1			1
X TECHNOLOGY				
XB		1		
XI RESEARCH METHODOLOGIES				
XIA	2			
B	1			

Table 7-8. Indepth Assessment - Regional/Problem-Oriented Research by Rurality Codes (Continued)

SUBJECT CATEGORY	CODE = 4			
	PA - SM	PA - R&D	R - SM	R - R&D
I PERSONNEL				
IA la	1	1	1	
II FACILITIES				
IIA lb		1		
G4		1		
III ORGANIZATION AND ADMIN				
IIIA lb				1
IV EVALUATION AND QUALITY				
IVC1				2
2				1
VII SOCIAL BEHAVIOR ASPECTS				
VII B	2			
C	1			
4	1			
D1	1			
X TECHNOLOGY				
XB		1		
XI RESEARCH METHODOLOGIES				
XIB	1			

Table 7-8. Indepth Assessment - Regional/Problem-Oriented Research by Rurality Codes (Continued)

SUBJECT CATEGORY	CODE = 3			
	PA - SM	PA - R&D	R - SM	R - R&D
I PERSONNEL				
IA la	1			
III ORGANIZATION AND ADMIN				
IIIA lb			1	
IV EVALUATION AND QUALITY				
IVC1			1	
VII SOCIAL BEHAVIOR ASPECTS				
VII B	1			
C	1			
D2	1			
IX UNIQUE PROBLEMS				
IXA	1			

**Table 7-8. Indepth Assessment - Regional/Problem-Oriented Research by Rurality Codes (Continued)**

**CODE = 2**

**No Publications Identified**

Table 7-8. Indepth Assessment - Regional/Problem-Oriented Research by Rurality Codes (Continued)

SUBJECT CATEGORY	CODE = 1			
	PA - SM	PA - R&D	R - SM	R - R&D
III ORGANIZATION AND ADMIN				
IIIA 1b		1		
VII SOCIAL BEHAVIOR ASPECTS				
VII D2	1			
IX UNIQUE PROBLEMS				
IXA	1			

## Section 8

### COMPARATIVE KNOWLEDGE ASSESSMENT OF PROJECTS/PUBLICATIONS

#### 8.0 Description

The relatively small amount of information about the ongoing research projects limits the comparability of the surface assessments of the ongoing research projects and the problem-oriented research publications. As mentioned, no indepth assessment was possible with the ongoing research projects. And as mentioned previously, the surface assessment of the ongoing projects does not enjoy the expansive analysis of subject categories that went into the surface assessment of the publications where an "accepted" publication had at least two subject categories compared with a maximum of one for an "accepted" project. Thus, the subject categorization of the publications is minimally twice as detailed as that of the projects. In such a situation, the weakness of the Subject Categorization Format, i.e., its combining system components with functions, distorts any overall pattern of the subject categories addressed by the ongoing research projects.

Nevertheless, acknowledging these limitations of the data base, a comparative knowledge assessment may be attempted by the reader. It is suggested that Table 6-1 (surface assessment of ongoing research projects) be compared with Tables 7-2, 7-3, and 7-4 (surface assessment of accepted research publications). Because these involve the expanded subject categorization alphanumeric codes, such a comparative surface assessment must be done with a systematic methodology based on some ideal as to the state and thus the needs of rural health care services research. Such a methodology is beyond the scope of this endeavor.

A less demanding comparative assessment can be based on Table 3-7-2 (ongoing research projects) and Table 4-1 (research publications) keeping the same subject



categorization differences in mind. This approach is less demanding because of the use of only the major headings of the subject categories of Appendix F. This approach also ignores the problem-oriented research concepts and thus Table 4-1 includes all the "accepted" projects.

However, it is felt that the use of any such comparative assessment technique would show the same vacuum areas in the ongoing research projects as found in the research publications; i.e., mental and dental health, utilization, economics, and research methodologies, and infrastructure base.

SECTION 9  
SOCIOECONOMIC AND SOCIOMEDICAL INDEXES

9.0 Description

One of the large problems facing anyone attempting to coordinate the findings of rural health care services research is the lack of an aggregating methodology, i.e., specific techniques and standards to pull together the myriad of rural health research results to form a "picture" of what the rural health/rural health care services system looks like. The following paragraphs are an initial attempt to form quantification supporting data about specific research publication's environment so that research data from a specific research project can be compared and/or synthesized with the results from another research project or proposal. Thus, it is hoped this data will be an aid to researchers and social action decision-makers. Selected socioeconomic and sociomedical indexes were compiled for the counties covered by research publications of outcome type Recommendation and geographic area local (listed in Appendix I-1). The same indexes were compiled for all of the states. These are presented in Appendix I-2 with maps indicating the counties involved. The geographic distribution of the "Recommendation" studies is:

	<u>Number</u>	<u>Percentage</u>
National	14	20.3
Regional	6	8.7
State	26	37.7
Local	23	33.3

Not all of the publications indicated specifically where the research took place. It was not possible to identify the counties in the following studies: A 166, A 216, A 217, and A 264.

Some of the indexes for a state are available for "metro" and "non-metro" counties. For the purpose of this study, a "metro" county is defined as one which is included in whole or in part in an SMSA. A "non-metro" county is one which is not included in an SMSA. This breakdown of urbanity - rurality was selected to permit the utilization of data from several different sources. County data is readily available for many sociomedical and socioeconomic indicators. Figures for "urbanized areas" are available for some of the indicators but the area boundaries are not the same from source to source. More of the indexes could have been calculated for metro and non-metro areas if time and resources had permitted.

## Section 9-1

### Socioeconomic Indexes

#### 9.1 Socioeconomic Indexes

The socioeconomic indexes in field areas (1) through (7) and (25) through (32) in Figure 9-1 are based on data from the U.S. Department of Commerce, Bureau of the Census, 1970 data. Specifically, the indexes and their sources are:

- 1) Population - Total. This is based on a complete count of the population. The "total" state figures are from the County and City Data Book, 1972, and the metro and non-metro figures were generated by Control Data Corporation.
- 2) Population - Per Square Mile. The population figure used is based on a complete count; land area includes dry land and land temporarily or partially covered by water. This figure is from the County and City Data Book, 1972.
- 3) Population - 65 years and over. The age groups are based on the age in completed years as of April 1, 1970. This figure is from the County and City Data Book, 1972.
- 4) Families - Total. A family consists of a household head and one or more other persons living in the same household who are related to the head by blood, marriage, or adoption; all persons in a household who are related to the head are regarded as members of his (her) family. Not all households contain families, because a household may be composed of a group of unrelated persons or one person living alone. This figure is from the County and City Data Book, 1972.
- 5) Income - Median Family Income. Family income is that received by all family members 14 years old and over. Although the money income figures refer to calendar year 1969, the characteristics of persons and the composition of families refer to their status as of April 1, 1970. Median income is the amount which divides the distribution into two equal groups, one having incomes above the median and the other having incomes below the median. Median income is based on the distribution of the total number of families in each of the groups, including those with no income. This figure is from the County and City Data Book, 1972.

COUNTY and/or STATE		POPULATION		FAMILIES		INCOME			NON-FEDERAL MO'S			HOSPITALS	
Total	Per square mile	55 years and over	Percent	Total	Median family income	Families Below low income level	Per capita	Total	Hosp based	Non-hosp based	Total	Beds	
(1)	(2)	(3)	(4)	(5)	(6)	(7)	(8)	(9)	(10)	(11)	(12)		
Total													
Metro													
Non-Metro													

ALL CAUSES		ACCIDENTS		MORTALITY RATES								
Total	Per 1K pop	Motor vehicle	Non-motor vehicle	Cancer	Major Cardiovas	Homicide	Infectious and Parasitic Diseases /	Influenza and Pneumonia	Suicide	Tuberculosis	Infant	Maternal
(13)	(14)	(15)	(16)	(17)	(18)	(19)	(20)	(21)	(22)	(23)	(24)	
Total												
Metro												
Non-Metro												

LOCAL GOVERNMENT FINANCES			
GENERAL REVENUE		GENERAL DIRECT EXPENDITURES	
Total	Taxes	Total	Health
Mill. Dol.	Percent	Mill. Dol.	Percent
(25)	(26)	(27)	(28)
Total			
Metro			
Non-Metro			

Figure 9-1. SE/SM Indexes Format

- 6) Income - Families Below Low Income Level. The definition of "low income level" was originated by the Social Security Administration in 1964 and subsequently modified by a Federal Interagency Committee in 1969. At the core of this definition is a nutritionally adequate food plan ("economy" plan) designated by the Department of Agriculture for "emergency or temporary use when funds are low." This index provides a range of "low income thresholds" adjusted by such factors as family size, sex, and age of the family head, number of children under 18 years, and farm-nonfarm residence. These income cutoffs are revised annually to allow for changes in the Consumer Price Index. Low income thresholds are computed on a national basis only. No attempt has been made to adjust these thresholds for regional, State, or other local variations in the cost of living (except for the farm - nonfarm differential described above). Total families is the base used for computation of the percentages shown. The figure shown is from the County and City Data Book, 1972.
- 7) Income - Per Capita. Per capita income is computed by dividing the aggregate money income of all persons by the total population (including patients or inmates in institutional quarters). Aggregate income is the algebraic sum of income received by all recipients 14 years old and over from all income sources. This figure is from the County and City Data Book, 1972.
- 25) General Revenue - Total. General revenue includes all revenue except utility, liquor stores, and insurance trust revenue. All tax collections and inter-governmental revenue, even if designated for insurance trust or local utility purposes, are classified as revenue. However, to avoid duplication, revenue figures are net of reported transactions among local governments. This figure is from the County and City Data Book, 1972.
- 26) General Revenue - Taxes - Percent. Taxes consist of compulsory contributions exacted by governments for public purposes. However, this category excludes employer and employee payments for retirement and social insurance purposes, which are classified as insurance trust revenue, and special assessments, which are classified as nontax general revenue. This figure is from the County and City Data Book, 1972.

- 27) General Revenue - Taxes - Million Dollars. This figure is obtained from (25) and (26).
- 28) General Revenue - Taxes - Per Capita. This figure was generated by CDC and is taxes divided by total population.
- 29) General Direct Expenditures - Total. Direct general expenditures consist of all expenditures of the local governments excluding utility, liquor stores, and insurance trust expenditure and any intergovernmental payments. This figure is from the County and City Data Book, 1972.
- 30) General Direct Expenditures - Health - Percent. Health expenditures cover health research, clinics, nursing, immunization, and other general public health activities; establishment and operation of hospital facilities; provision of hospital care; and support of private hospitals. This figure is from the County and City Data Book, 1972.
- 31) General Direct Expenditures - Health Dollars. This figure is obtained from (29) and (30).
- 32) General Direct Expenditures - Health - Per Capita. This figure was generated by CDC using health expenditures and total population.

Section 9-2

SOCIOMEDICAL INDEXES

9.2 Sociomedical Indexes

The sociomedical indexes in field areas (8) - (31) and their sources are:

- j) No: -Federal M.D.'s per 100 K Population. The total number of M.D.'s not in federal employment (times 100,000) located in the geographic area as of December 31, 1970, as obtained from the Distribution of Physicians in the U.S., 1970 divided by the total population. This total of non-federal M.D.'s includes physicians who are not primarily engaged in patient care activities, such as those who are engaged in medical teaching, administration, research, or who are inactive. Only non-federal physicians will be considered here because local political divisions exert little influence on the location of physicians employed by the federal government. Federal physicians comprise less than 10 percent of the physicians in the U.S. Specifically:

	<u>Total</u>	<u>Federal</u>	<u>Percent</u>	<u>Non-Federal</u>	<u>Percent</u>
Total M.D.'s*	310,845	29,501	9.5	281,344	90.5
M.D.'s in patient care	278,535	23,508	8.4	255,027	91.6

- g) Non-Federal M.D.'s - Hospital Based. These are the physicians engaged in patient care who indicated their primary employment (based on the number of hours worked per week) was at a hospital. These include employees of local and state governments as well as interns, residents, and staff of non-government hospitals. This figure was obtained from the Distribution of Physicians in the U.S., 1970. The number of M.D.'s times 100,000 is divided by the total population.

\*This total excludes 19,621 inactive M.D.'s, 3,204 whose address is unknown, and 358 whose activity could not be classified. Source: Distribution of Physicians in the U.S., 1970.



10) Non-Federal M.D.'s - Non-Hospital Based. These are the physicians engaged in patient care who indicated that their primary employment (based on the number of hours worked per week) was office-based. These include solo practitioners, physicians in partnership, physicians with arrangements with other physicians - non-group practice and physicians in group practice. This figure was obtained from the Distribution of Physicians in the U.S., 1970. The number of M.D.'s times 100,000 is divided by the total population.

The sum of (9) and (10) is equal to the number of M.D.'s primarily engaged in patient care activities per 100,000 population.

11) Hospitals - Total. The number of hospitals per geographic area as of December 1, 1970 was obtained from the Distribution of Physicians in the U.S., 1970. The total number of hospitals in the U.S. is 4,848; and of these 2,634 or 54.3 percent are located within SMSA's.

12) Hospitals - Beds. The number of hospital beds per geographic area as of December 1, 1970 was obtained from the Distribution of Physicians in the U.S., 1970. The total number of hospital beds in the U.S. is 842,986 and of these 579,248 or 68.7 percent are located within SMSA's.

13) - 22) Mortality Rates. These mortality rates were obtained from the number of deaths from each cause in 1970 as reported to the OHEW, National Center for Vital Statistics (times 1000 for the "total" and times 100,000 for the specific causes of death), divided by the total population.

13) Total. Deaths from all causes.

14) Accidents - Motor Vehicle. Deaths from motor vehicle accidents (E810-E823)\*.

15) Accidents - Non-Motor Vehicle. Deaths from all other accidents (E825-E949).

16) Cancer. Deaths from malignant neoplasms including neoplasms of the lymphatic and hematopoietic tissues (140-209).

---

\*The numbers in parentheses refer to causes of death as enumerated in the International Classification of Diseases, eighth revision, adapted 1965.

- 17) Major Cardiovascular. Deaths from major cardiovascular diseases (390-448).
  - 18) Homicide. Deaths from homicide (E960-E987).
  - 19) Infections and Parasitic Diseases. Deaths from infectious and parasitic diseases (000-136) excluding deaths from tuberculosis, all forms, (010-019) and syphilis and its sequelae (090-097).
  - 20) Influenza and Pneumonia. Deaths from influenza and pneumonia (470-474, 480-486).
  - 21) Suicide. Deaths from suicide (E950-E959).
  - 22) Tuberculosis. Deaths from tuberculosis, all forms (010-019).
- 23) Mortality Rates - Infant. The number of infant deaths times 1000 divided by the number of live births. An infant death is defined as the death of a child under one year of age. A live birth is defined as any birth which shows any evidence of life after being completely outside the mother's body regardless of birth weight or duration of gestation. The figures for infant deaths and live births were obtained from DHEW, National Center for Vital Statistics.
- 24) Mortality Rates - Maternal. The number of deaths due to complications of pregnancy, childbirth and the puerperium (630-678) times 1000 divided by the number of live births. These figures were obtained from DHEW, National Center for Vital Statistics.

9-9/9-10

Section 10  
ANALYTICAL ESSAYS

10.0 Description

Subset one of the Narrative Screening Criteria (see paragraph 4.0) contains a criterion which states that an accepted publication must be "non-philosophical and unbiased" (this would not exclude analytical essays documented with research). An exception was made in the "system" where an analytical essay which was properly documented would, if it met all of the other subset one criteria and subset two criteria, be classified as "other" outcome type and flagged as an analytical essay. This procedure was implemented to fulfill a request by USDA in order that they might obtain in-the-field views on various rural health care services problems and solutions.

These analytical essays are listed with appropriate control numbers and bibliographic citations below.

- A051 Ford, Amasa, and Ransohoff, David F. The Contribution of Non-Physician Health Workers to the Delivery of Primary Care. Cleveland, OH: Case Western Reserve School of Medicine, January 1971. (ED 080 809)\*
- A120 Bible, Bond L. Health Care Delivery in Rural Areas. AMA Report #MP 700. Chicago, IL: AMA, 1972 (rev). (ED 076 287)
- A128 de Montigny, Lionel H. Health Factors Influencing Education of American Indians. A Position paper, Submitted to Southwestern Cooperative Education Laboratory. April 1970. (ED 037 957)

---

\*The alphanumeric numbers in parentheses are, in the case of "ED" alphaprefixed numbers, the ERIC accession numbers, and in the case of "AD" and "PB" alphaprefixed numbers, the NTIS accession numbers.

- A161 Lapham, Robert J. The Integration of Family Planning and Maternal Child Health Programs in Rural Areas: A Developing Approach. The Population Council, November 1972. (ED 069 448)
- A165 White, P. E., and Vlasak, G. J., eds. Interorganizational Research in Health. Conference Proceedings. Baltimore, MD: 1971. (PB 198 807)
- A168 Hildreth, R. J. "A Look to the Future in Rural Development Research and Extension: The Northwest in National and Regional Perspective." Papers of Workshop on Current Rural Development in Regional Research in the Northwest. Edited by Lucy M. Cunnings, Ithaca, NY: USDA/CSRS, July 1972. (ED 077 609)
- A192 Goldmark, Peter C. The New Rural Society. Presented at the National Cable TV Association Annual Convention, May 1972. (ED 064 921)
- A205 Oregon Board of Health. Oregon Migrant Health Project: 1971 Annual Report. Portland, OR: 1971. (ED 063 063)
- A232 Rose, Gerald S. The Public Health Crisis: An Analysis of the Rising Cost of Health Care in the U. S. Carlisle Barracks, PA: Army War College, Medical Service Corps, February 1972. (AD 767 456)
- A236 Thomas, Reese A. Public Relations and the Role of the Rural School Psychologist. American Personnel and Guidance Association, presented at Convention, Washington, DC: March 1970. (ED 040 453)
- A274 Hansen, Carl E. "Rural Rehabilitation - The County Agent." Journal of Rehabilitation, 38:20-22, March/April 1972.

Section 11  
COMMENTS

11.0 Description

The following comments are intended to raise interest and motivate discussion and action in order to make an improvement in rural health, as well as the understanding and operation of rural health care services delivery systems.

Comments on Obstacles Preventing Legislative Solutions

At the present time, there exists no comprehensive national health policy which interrelates the needs, resources, finances, and objectives of a national health care services delivery system. Assuming that improvement of access, containment of high cost and quality assurance are the national goals, there exists no effective national health care planning mechanism. Ideally, Congress and the Executive Branch would be this effective health services planner. Thus, rural health care, a component of the loosely organized health care delivery system, enjoys no comprehensive rural health care policy and is being neglected. Furthermore, because of the separation of powers that exists between the Executive Branch and Congress, the traditional problem exists of transposing Executive Branch conceived knowledge of rural health care needs into effective legislation which might pass. Conversely, congressionally conceived legislation many times finds itself not being properly implemented by the Executive Branch. The comprehensiveness of the rural development problem many times masks the developmental symbiosis of viable rural economic bases and comprehensive rural health care services. Finally, the use of federally funded categorically applied national plans of health support tends to fractionalize further the health care services system.

The Rural Development Act of 1972 clearly gives the Secretary of Agriculture the responsibility in overcoming these obstacles, as well as others unmentioned, which must be dealt with systematically if "rural development" is to become something more than a convenient catchall phrase.

#### Comments on Research Information and Ongoing Research

Table 3-7-2 gives the total number of ongoing research projects identified by CRIS, HEW, and SIE, where the SIE group contains no studies funded by DHEW or USDA, even though they might have been identified by SIE. Since CRIS and HEW are relatively absolute in their coverages of USDA and DHEW funded projects, the "weakness" occurs in the SIE system which attempts to cover the entire field of ongoing research, health related or not health related. SIE did not give a full account of those projects of the HEW, but did a credible job in regards the CRIS group, since it contained 44 terminated studies. Thus, the rural health care services funding sources outside of USDA and DHEW - i.e., foundations, other federal agencies and quasi agencies, non land-grant agriculture component associated, private colleges, universities, and private corporations - are not being adequately covered by SIE and thus not covered by this assessment.

Furthermore, publications from those ongoing projects identified by SIE are not identified by SIE without direct communication with the author(s). More seriously, HEW or more technically CRISP will not provide publications bibliographies in the Research Grants Index 1974 and henceforth for cost reasons. Thus, in the field of rural health care services ongoing research, only CRIS gives such data. As long as no coordination of publications and knowledge in rural health care services is being done, no helpful picture of the nature of rural health care services and research is forthcoming. The incomplete data base of this study is a constructive step toward such a situation.

#### Comments on Research Information Systems and Research Publications

The following discussion concerns the research identification patterns by the various data sources described in Section 2 and Appendix E. Those sources, the type of

search, the type of research searched for, and their acronyms used in the subsequent paragraphs and/or tables are as follows:

- CAIN - Cataloging and Indexing System (Automated Search) (research publications)
- CRIS - Current Research Information System (Automated Search) (ongoing projects and research publications)
- ERIC - Educational Resources Information Center (Manual Search) (research publications)
- HEW - DHEW's Computer Retrieval of Information on Scientific Projects (ongoing projects) (Manual Search)
- NAL - National Agricultural Library (Manual Search) (research publications)
- NLM - National Library of Medicine (Automated Search) (research publications)
  - Medical Literature Analysis and Retrieval System
  - Other Systems
- NTIS - National Technical Information Service (Manual Search) (research publications)
- Other - Includes American Medical Association, and extraneous sources (Random Search) (research publications)
- SIE - Smithsonian Science Information Exchange (Automated Search) (ongoing projects)

Several documents were identified more than once by particular combinations of primary sources. This redundancy pattern generally is as follows:

- Two source redundancy was 3.7 percent of the total number of documents identified.
- Three source redundancy was 0.8 percent of the total number of documents identified.
- Four source redundancy was 0.2 percent of the total number of documents identified.

- Five source redundancy was 0.1 percent of the total number of documents identified.
- Total redundancy was 4.7 percent of the total number of documents identified.

The gross pattern of research publications identified solely by one data source comprised 95.3 percent of the total number of research publications identified.

<u>Specific Source</u>	<u>Percentage</u>	<u>Rank</u>
CAIN	4.1	6
CRIS	4.2	5
ERIC	17.4	2
NAL	4.1	6
NLM	50.3	1
NTIS	7.4	4
Other	12.4	3

Table 11-1 presents in detail the quality and quantity of research publications identified by presenting types of publications by the data source which identified them.

The gross pattern of ongoing projects identified by each data source is as follows:

<u>Specific Source</u>	<u>Percentage</u>	<u>Rank</u>
CRIS*	36.7	2
HEW	49.6	1
SIE	13.7	3

\* includes 44 terminated projects

Referring to Table 11-1, on the whole, equal efficiency was obtained, as defined by the relative percentage of accepted publications identified, with both manual and automated searches. CRIS's relatively fine performance in the number of irrelevant and rejected studies originates from its dual nature as a source of ongoing research projects and published research from these projects. Thus, the large amount of key



TABLE 11-1. PUBLICATIONS IDENTIFIED BY SINGLE DATA SOURCE

SPECIFIC SOURCE	IRRELEVANT		REJECTED		ACCEPT		PUBLICATIONS UNOBTAINABLE	
	%*	RANK	%	RANK	%	RANK	%	RANK
CAIN	3.8	6	8.8	4	2.4	5	10.6	5
CRIS	2.2	7	4.4	6	1.0	7	36.3	1
ERIC	11.1	3	17.6	2	31.1	2	12.1	4
NAL	5.5	5	7.4	5	1.7	6	-	
NLM	58.0	1	44.1	1	44.9	1	12.1	4
NTIS	5.6	4	10.3	3	8.4	4	15.2	2
OTHER	13.8	2	7.4	5	10.5	3	13.6	3

\* All percentages are of the total number within each column.

words required to extract the required data, and the subsequently large amount of rejected ongoing research projects (approximately as large as the entire amount of publications identified by NLM) used to identify both publications and projects are not reflected in Table 11-1. The large amount of CRIS unobtainables is due to the time lapse between the announcement of a new research publication and its showing up in a national information research system. NLM involved a tremendous amount of "not-on-shelf" after the publications were identified and acquisitions attempted.

The NTIS and ERIC systems were very convenient to manually search and acquisition, since they both are on microfilm. With the obvious higher percentage of accepted studies from ERIC, we would suggest its continued use. CAIN was very disappointing in light of its accept percentage, since it theoretically receives input from CRIS as soon as a final report is submitted. NAL too was very disappointing and the search for State-generated research in bulletins, etc., was extremely difficult.

In summary, it has been difficult for any researcher or administrator in the rural health care services field to gain information as to publications and current projects; this has led to the current fractured and scattered nature of the dissemination of rural health care services research. It is felt the construction of this data base, that is this study, out of these fractured and scattered sources is a step toward one data base, updated continuously, which would monitor, inventory, and classify rural health care services research.

Section 12  
RECOMMENDATIONS/NEEDS

12.0 Recommendations/Needs

The following recommendations and needs are offered in the spirit of "social action," i.e., improving the knowledge of and operation of rural health care services. Thus, it is hoped they are seriously considered, discussed, and analyzed, because the overcoming of the problems of rural development and its sociomedical component, rural health care services, requires tremendous planning, research, effort, and search for new approaches and understanding. This has been the spirit of this assessment effort. The recommendations are as follows, listed in non-priority order.

- The creation of a comprehensive rural health policy with a supporting, i.e., complementary rural health care management information system and evaluation techniques.
- The need for a single agency to be active at the federal level with the responsibility for synthesizing systematic planning for a national rural health care system.
- The continuation of the data base resulting from this assessment effort by not only continuing to inventory, classify, and evaluate, but to enlarge its capture techniques and subject areas. The purpose would not only involve the more effective dissemination of rural health care services research to researchers and decision-makers, but the coordination of rural health care services research in-house and out-of-house. Thus, one major rural health care services research data base would stimulate a systematic approach to the problems of rural health.
- The need for applied research into a method of aggregating the results of rural health care services research into a structured scientific model of the existing rural health care services system.

- More constructive dialogue between researchers (academicians) and the policy-makers to lessen the "conflict" between their respective theoretical and practical orientations, hopefully leading to more problem-oriented research by more "social action" oriented researchers and more management oriented policy-makers who systematically know what objectives they want.
- The need to explain to researchers the importance of disseminating their research publications to the national information systems or to a rural health care services management information system; i.e., increase the "social action" consciousness of rural health care services researchers.
- The need to increase the amount of "problem-oriented research," recognizing the need for other types of research. Rural health problems require such problem-oriented research if solutions are to be found.
- The adoption of more dynamic concepts of "rural," e.g., the concepts behind the indepth assessment to include the dimensions of economies of scale and access distances or ERS's non-commuter/commuter counties concept.
- The investigation by USDA into the national health services data system being constructed by DHEW's Center for Health Statistics.

**APPENDIX A**  
**GLOSSARY**

0290

APPENDIX A

GLOSSARY

Abbreviation, Acronym, Term	Definition
A&M	Agricultural and Mechanical
AC	Agriculture Components: Includes departments of agriculture and home economics, agricultural experiment stations, extension services, colleges of agriculture of the land grant universities, and cooperating institutions.
ACTN	Action
ADA&MHA	Alcohol, Drug Abuse, and Mental Health Administration
ADMIN	Administration
AES	Agricultural Experiment Station
AG/AGRIC	Agriculture
AK	Alaska
AL	Alabama
ALC	Alcohol
ALCSM	Alcoholism
AM	American
AMA	American Medical Association
AR	Arkansas
ARC	Appalachian Regional Commission
ASSOC	Association
ASST	Assistant
AZ	Arizona
BD	Board
BIA	Bureau of Indian Affairs
BU	Bureau
CA	California
CAIN	Cataloging and Indexing System
CNCL	Council
CO	Colorado
COL(S)	College(s)

Appendix A  
GLOSSARY (Continued)

Abbreviation, Acronym, Term	Definition
COMMSN	Commission
CON	County
CONT	Control
CRIS	Current Research Information System
CRISP	Computer Retrieval of Information on Scientific Projects
CSRS	Cooperative State Research Service
CT	Connecticut
CTR	Center
DC	District of Columbia
DE	Delaware
DEPT	Department
DEV	Development
DHEW	Department of Health, Education, and Welfare
DIS	Disease
DIV	Division
DOC	Department of Commerce
DOCL	Department of Commerce Library
DOD	Department of Defense
DOI	Department of Interior
DOJ	Department of Labor
DOT	Department of Transportation
ED	Education
EDA	Economic Development Area/or Administration
EPA	Environmental Protection Agency
ERIC	Educational Resources Information Center
ERS	Economic Research Service
ES	Extension Service
EVLTN	Evaluation
F	Foundation

APPENDIX A  
GLOSSARY (Continued)

Abbreviation, Acronym, Term	Definition
FACT DESCRIPTION	The outcome type of a candidate study which states the facts (factorial analysis) uncovered during the study, but does not decide if a problem exists, and does not recommend a solution. It may, however, recommend further study. <ul style="list-style-type: none"> <li>● Usually a traditional disciplinary descriptive study of little policy use.</li> </ul>
FD	Fact Description
FL	Florida
Fm HA	Farmers Home Administration
GA	Georgia
GOVT	Government
GPO	Government Printing Office
H	Health
HEWL	DHEW Library
HI	Hawaii
HRA	Health Resources Administration
HSMHA	Health Services and Mental Health Administration
HSMHAL	Health Services and Mental Health Administration Parklawn HEW Library, 13th Floor
HUD	Department of Housing and Urban Development
IA	Iowa
ID	Idaho
IL	Illinois
IN	Indiana
KS	Kansas
KY	Kentucky
LA	Louisiana
LAB	Laboratory
L	Local
LC	Library of Congress



APPENDIX A  
GLOSSARY (Continued)

Abbreviation, Acronym, Term	Definition
MA	Massachusetts
MD	Maryland
ME	Maine
MED	Medical
MEDFILE	Medical File (NLM)
MEDLARS	Medical Literature Analysis and Retrieval System
MEDLINE	Medical Line (NLM)
MESH	Medical Subject Heading List (NLM)
MI	Michigan
MIC	Mobile Intensive Care
MN	Minnesota
MO	Missouri
MPR	Manpower
MS	Mississippi
MT	Montana
N	National
NAL	National Agricultural Library
NATL	National
NB	Nebraska
NC	North Carolina
NCHSRD	National Center for Health Services Research and Development
ND	North Dakota
NH	New Hampshire
NHTSA	National Highway Transportation Safety Administration
NI	National Institute
NIH	National Institutes of Health
NIMH	National Institute of Mental Health
NJ	New Jersey
NLM	National Library of Medicine

APPENDIX A  
GLOSSARY (Continued)

Abbreviation, Acronym, Term	Definition
NM	New Mexico
NTIS	National Technical Information System
NV	Nevada
NW	Northwest
NY	New York
OCCUP	Occupation/Occupational
OE	Office of Education
OEO	Office of Economic Opportunity
OFCE	Office
OH	Ohio
OHD	Office of Human Development
OK	Oklahoma
OMB	Office of Management and Budget
OPPE	Office of Program Planning and Evaluation
OR	Oregon
OS+H	Occupational Safety and Health
P	Public
PA	Pennsylvania/or Problem Analysis
PHD	PhD Dissertation
PHS	Public Health Service
PLNG	Planning
PR	Puerto Rico
PRIMARY CARE	<p>Treatment based in offices, clinics, ambulatory facilities or health centers with a few "holding," or observation beds close to where people live and work.</p> <ul style="list-style-type: none"> <li>● Handles health problems including those with a high probability of affecting any one individual at least once, if not frequently, in the course of a lifetime. They include respiratory infections, asthma, obesity, visual impairments, gastro-intestinal disturbances, minor accidents and emotional problems.</li> </ul>

APPENDIX A  
GLOSSARY (Continued)

Abbreviation, Acronym, Term	Definition
PRIMARY CARE (Continued)	<ul style="list-style-type: none"> <li>● It is these problems, where they are not managed through self-care by the family, that require primary care.</li> </ul>
PROBLEM ANALYSIS	The outcome type of a candidate study which states the facts uncovered during the study, and decides if a problem exists. The outcome does not recommend that alternatives be explored (usually a multi-disciplinary study of a multi-variable analytic nature which is of use to policy makers as data base components).
PROG	Program
PROJ	Project
R	Rural/or Recommendation
R&D	Research & Development
RDS	Rural Development Service
RECOMMENDATION	The outcome type of a candidate study which states the facts uncovered during the study and comparatively recommends alternatives (specific programs or resources) to alleviate the problem. (Usually a multidisciplinary study, problem focused on short-term improvements - a necessary tool/base for policy makers).
REHAB	Rehabilitation
RES	Research
RESEARCH AND DEVELOPMENT	The research type that concerns the improvement in the short-run of delivery, organization and financing through innovation in manpower, methods of financing, facilities, technology, and methods for assuring the quality of care and health services information systems.
RGNL	Regional
RI	Rhode Island
S	State
SC	South Carolina
SD	South Dakota

APPENDIX A  
GLOSSARY (Continued)

Abbreviation, Acronym, Term	Definition
SECONDARY CARE	Specialized consultant care that should be based in large-sized community hospitals. <ul style="list-style-type: none"> <li>● Handles health problems including industrial, agricultural and traffic accidents, burns, fractures, tumors requiring radiation therapy, selected cardiac disorders and emergencies needing laboratory tests.</li> </ul>
SECY	Secretary
SER(S)	Service(s)
SIE	(Smithsonian) Science Information Exchange
SM	Sociomedical
SMSA	Standard Metropolitan Statistical Area
SOC	Social
SOCIOMEDICAL RESEARCH	The research type that concerns the understanding of the underlying factors and operations of existing rural health services on which to base long-range plans and policies for the betterment of health care service delivery.
SRS	Social and Rehabilitation Services
TERTIARY CARE	Highly specialized, technologically based intensive care centralized in large medical centers and frequently located in universities. <ul style="list-style-type: none"> <li>● Handles health problems including certain congenital abnormalities, unusual genetic and molecular aberrations, certain malignant neoplasms, catastrophic trauma, rare metabolic and endocrine disorders, acute poisonings, complex immune reactions and diseases acquired by travelers in areas remote from home.</li> </ul>
TN	Tennessee
TX	Texas
U	University
USDA	United States Department of Agriculture
VA	Virginia

APPENDIX A  
GLOSSARY (Continued)

Abbreviation, Acronym, Term	Definition
VT	Vermont
WA	Washington
WI	Wisconsin
WV	West Virginia
WY	Wyoming

APPENDIX B-1  
CRIS IDENTIFIED PROJECTS - BY TITLE

0209

APPENDIX B-1 CRIS IDENTIFIED PROJECTS - BY TITLE

<u>Control Number</u>	<u>Project Data</u>
C01	Bertrand, A. L., and Patterson, Karen W. "Accidents on Farms" in Louisiana, A Study of Their Incidence, Causes and Costs." Louisiana State University, Rural Sociology, Baton Rouge, LA. 70803. (0055843)
C02	Bultena, G. L., and Powers, E. A. "Adaptations to Aging in Small Towns." Iowa State University, Sociology and Anthropology, Ames, IA 50010. (0057914)
C03	Kline, R. G. "Adjustment Possibilities in Rural Areas." Virginia Polytechnic Institute, Agricultural Economics, Blacksburg, VA 24061. (0063239)
C04	McKaine, W. C., Jr., and Rosencranz, H. A. "Aging in Rural Connecticut." University of Connecticut, AES, Storrs, CT 06268. (0007145)
C05	Tyner, F. H. "Alternative Medical Services Delivery Systems for Rural Areas in Mississippi." Mississippi State University, Agricultural Economics, State College, MS 39762. (0063638)
C06	Tyner, F. H. "Alternative Methods of Funding Public Services in Rural Areas of Mississippi." Mississippi State University, Agricultural Economics, State College, MS 39762. (0063639)
C07	Barkley, Paul N. "The Availability and Economic Impact of Public Services in Rural Areas of Washington." Washington State University, AES, Pullman, WA 99163. (0032004)
C08	Ching, C. T. K. "Community Institutions and Services Within Rural Nevada." University of Nevada, Agricultural and Resource Economics, Reno, NV 89507. (0060885)
C09	Ploch, L. A., Krofta, R. N., and Tobey, D. M. "Community Services for Non-Metropolitan People in the Northeast." University of Maine, Agricultural and Resource Economics, Orono, ME 04473. (0059061)
C10	Janser, E. J., Jr. "Community Services for Non-Metropolitan People in the Northeast." University of New Hampshire, Institute of Natural and Environmental Resources, Durham, NH 03824. (0059126)
C11	Dewey, A. W. "Community Services For Non-Metropolitan People in the Northeast." University of Connecticut, Agricultural Economics, Storrs, CT 06268. (0059386)

## CRIS Identified Projects - By Title (Continued)

<u>Control Number</u>	<u>Project Data</u>
C12	Engel, N. E., Knapp, E. K., and Field, B. C. "Community Services for Non-Metropolitan People in the Northeast." University of Massachusetts, Agricultural and Food Economics, Amherst, MA 01102. (0059404)
C13	Longest, J. W. "Community Services for Non-Metropolitan People in the Northeast." University of Maryland, Agricultural Education and Extension, College Park, MD 20742. (0059503)
C14	Derr, D. A. "Community Services for Non-Metropolitan People in the Northeast." Rutgers University, Agricultural Economics and Marketing, New Brunswick, NJ 08903. (0059509)
C15	Leadley, Samuel, M., Crawford, Charles O., and Epp, D. J. "Community Services for Non-Metropolitan People in the Northeast." Pennsylvania State University, Agricultural Economics and Rural Sociology, University Park, PA 16802. (0059549)
C16	Mapp, H. P., Jr., "Community Services for Non-Metropolitan People in the Northeast." Cornell University, Agricultural Economics, Ithaca, NY 14850. (0059730)
C17	Biere, A. W., and Erickson, Donald B. "Comparative Analysis of Cost of Providing Public Services by Size of Local Government Units." Kansas State University, Agricultural Economics, Manhattan, KS 66504. (0062274)
C18	Erickson, Donald B., Biere, A. W., and Sjo, J. B. "Comparative Cost Analysis of Selected Public Services." Kansas State University, Agricultural Economics, Manhattan, KS 66504. (0063399)
C19	Lazar, Irving. "Consolidation of Community Services." Cornell University, Community Services Education, Ithaca, NY 14850. (0063360)
C20	Preston, James D. "Criteria for Defining Rural Development Areas." Texas A&M University, Agricultural Economics and Rural Sociology, College Station, TX 77843. (0031941)
C21	Bertrand, A. L. "Delineation of Medical Service Regions in Louisiana." Louisiana State University, Rural Sociology, Baton Rouge, LA 70803. (0055855)
C22	Hanson, Ivan. "Design and Criteria for Health Planning Systems." Oklahoma State University, Agricultural Economics, Stillwater, OK 74074. (0059313)



CRIS Identified Projects - By Title (Continued)

<u>Control Number</u>	<u>Project Data</u>
C23	Minot, Marion. "Development of Community Service Education Center." Cornell University, Community Service Education, Ithaca, NY 14850. (0059301)
C24	Crown, R. W., and Mayer, L. V. "Development of Efficient Public Service Delivery Systems for Iowa and the North Central Region." Iowa State University, Rural Development Center, Agricultural Economics, Ames, IA 50010. (0060794)
C25	Sorensen, Andrew A. "Differentiating Health Care Delivery Systems." Cornell University, Community Service Education, Ithaca, NY 14850. (0061314)
C26	Just, R. E. "Economic Analysis for Planning in the Oklahoma Health Sector." Oklahoma State University, Agricultural Economics, Stillwater, OK 74074. (0063960)
C27	Ostenson, T. K. "Economic Analysis of Alternative Means for Providing Public Services." North Dakota State University, Agricultural Economics, Fargo, ND 58103. (0010658)
C28	Gessaman, P. H., and Baker, M. E. "Economic and Institutional Arrangements for Viable Rural Communities in Nebraska." University of Nebraska, Agricultural Economics, AES, Lincoln, NB 68503. (0059123)
C29	Rose, G. D. "The Economics of Institutional Arrangements for Viable Rural Communities in the Great Plains." South Dakota State University, Agricultural Economics, Brookings, SD 57006. (0059781)
C30	Gessaman, P. H., and Baker, M. E. "The Economics of Institutional Arrangements for Viable Rural Communities in the Great Plains." University of Nebraska, Agricultural Economics, Lincoln, NB 68503. (0059979)
C31	Ostenson, T. K., Nelson, W. C., and Helgeson, D. L. "The Economics of Institutional Arrangements for Viable Rural Communities in the Great Plains." North Dakota State University, Agricultural Economics, Fargo, ND 58103. (0059999)
C32	Schutz, W. D., and Fletcher, R. R. "The Economics of Institutional Arrangements for Viable Rural Communities in the Great Plains." University of Wyoming, Agricultural Economics, Laramie, WY 82070. (0060030)

CRIS Identified Projects - By Title (Continued)

<u>Control Number</u>	<u>Project Data</u>
C33	Jones, Lonnie L. "The Economics of Institutional Arrangements for Viable Rural Communities in the Great Plains." Texas A&M University, Agricultural Economics and Sociology, College Station, TX 77843. (0060317)
C34	Bryant, W. K., Helmburger, J. D., and Waldo, A. D. "The Economics of Public Services in Non-Metropolitan Areas." University of Minnesota, Agricultural and Applied Economics, St. Paul, MN 55101. (0001762)
C35	Howie, M. R., and Hanna, K. "Effect of Communication and Transportation on Utilization of Services by Low-Income Rural People." South Carolina State College, Orangeburg, SC 29115. (0063821)
C36	Derr, D. A. "Effect of Size of Community on Cost of Local Services." Rutgers University, Agricultural Economics and Marketing, New Brunswick, NJ 08903. (0059133)
C37	Farrier, Shirley, and Wentworth, J. "Effects of Education and Food Programs Upon Health and Level of Living." Virginia Polytechnic Institute, Management, Housing and Family Development. Blacksburg, VA 24061. (0059211)
C38	Havens, A. E., Marshall, D. G., and Johnson, D. E. "An Evaluation of Rural Development Effort in Price County." University of Wisconsin, Rural Sociology, Madison, WI 53706. (0064226)
C39	Rings, E. K. "Expenditures of Rural Families for Health Services." USDA, Consumer and Food Economics Research Institute, Hyattsville, MD 20782. (0040162)
C40	Charlton, J. L. "Factors Affecting the Use of Medical Services in Rural Areas of Arkansas." University of Arkansas, Agricultural Economics and Rural Sociology, Fayetteville, AR 72701. (0058975)
C41	Kennedy, C. E. "Family Life Education in Mental Health Centers in Kansas." Kansas State University, Home Economics, Manhattan, KS 66504. (0063407)
C42	Easter, K. W., and Jenson, H. R. "Guidelines for Rural and Community Development in Economic Regions of Minnesota." University of Minnesota, Agricultural and Applied Economics, St. Paul, MN 55101 (0064438)

CRIS Identified Projects - By Title (Continued)

<u>Control Number</u>	<u>Project Data</u>
C43	Pugh, Albert R., Phillips, G. Howard, and Stuckey, W. E. "Health and Safety of Rural Residents." Ohio State University, Agricultural Economics and Rural Sociology, Columbus, OH 43210. (0061052)
C44	Soliman, M. "Health Care Delivery Services in Rural Texas." Prairie View A&M College, Prairie View, TX 77445. (0063998)
C45	Johnson, G. L. "Health Care Delivery Systems as they Serve Rural People." Michigan State University, Agricultural Economics, East Lansing, MI 48823. (0059070)
C46	Hassinger, E. W., and Hobbs, D. J. "Health Organization and Behavior in Rural Society." University of Missouri, Rural Sociology, Columbia, MO 65201. (0057379)
C47	Coltrane, R. I. "Impact of Health Services, Education and Training, and Welfare Programs on Economic Development." USDA/ERS, Area Analysis Branch, Washington, DC 20250. (0019259)
C48	Schmid, A. Allan, and Kimball, W. J. "Improved Community Management in Rural Michigan." Michigan State University, Agricultural Economics, AES, New Administration Building, East Lansing, MI 48823. (0059074)
C49	Moore, D. E., and Taletz, P. "Institutional Location in New York State." Cornell University, Rural Sociology, Ithaca, NY 14850. (0064422)
C50	Tjersland, Tore. "Institutional Structures for Improving Rural Community Services." Colorado State University, AES, Fort Collins, CO 80521. (0058993)
C51	Carruthers, G. C., Eastman, E. E., and Randall, A. J. "Institutional Structures for Improving Rural Community Services." New Mexico State University, Agricultural Economics, Las Cruces, NM 88003. (0059134)
C52	Stoevener, H. H. "Institutional Structures for Improving Rural Community Services." Oregon State University, Agricultural Economics, Corvallis, OR 97331. (0059483)
C53	McEntire, Davis. "Institutional Structures for Improving Rural Community Services." University of California, Agricultural Economics, Berkeley, CA 94720. (0059620)

CRIS Identified Projects - By Title (Continued)

<u>Control Number</u>	<u>Project Data</u>
C54	Malone, J. W., Jr., Institutional Structures for Improving Rural Community Services." University of Nevada, Agricultural and Resource Economics, Reno, NV 89507. (0059823)
C55	Albrecht, L.L. "Institutional Structures for Improving Rural Community Services." Utah State University, AES, Logan, UT 84321. (0060055)
C56	Erickson, E. C. "Institutional Structures for Improving Rural Community Services." Cornell University, Rural Sociology, Ithaca, NY 14850. (0060064)
C57	Stubblefield, T. M. "Institutional Structures for Improving Rural Community Services." University of Arizona, Agricultural Economics, Tucson, AZ 85721. (0060147)
C58	Kaufman, H. F., and Reddy, S. K. "Institutional Structures for Improving Rural Community Services." Mississippi State University, Sociology and Rural Life, State College, MS 39762. (0060207)
C59	Williams, Anne S. "Institutional Structures for Improving Rural Community Services." Montana State University, Sociology, Bozeman, MT 59715. (0060259)
C60	Miller, J. P. "Location of Central Public Facilities in Rural Areas." Texas A&M University, Community Facilities Branch, College Station, TX 77843. (0022113)
C61	Heady, E. O., and Mayer, L. V. "North Central Regional Center for Rural Development." Iowa State University, Agricultural Economics, Ames, IA 50010. (0060820)
C62	Dillman, B.L. "Optimizing the South Carolina Community Hospital System for Improving Access by Rural Residents." Clemson University, Agricultural Economics and Rural Sociology, Clemson, SC 29631. (0062739)
C63	Cordes, Sam M., Crawford, C.O., and Day, L.M. "Organization and Finance of Rural Community Services and Facilities." Pennsylvania State University, Agricultural Economics and Rural Sociology, University Park, PA 16802. (0064011)
C64	Christian, F.A. "Parasites and Parasitism Among Poor Indigenous People of Rural Louisiana." Southern University, Biological Sciences, Baton Rouge, LA 70813. (0061619)

CRIS Identified Projects - By Title (Continued)

<u>Control Number</u>	<u>Project Data</u>
C65	Edwards, J. N., and Klemmack, D. L. "Perceived Health, Housing and Participation Needs of the Aged in Rural Virginia." Virginia Polytechnic Institute, Sociology, Blacksburg, VA 24061. (0062422)
C66	Loehman, Edna T., and Langham, M. R. "Planning and Financing Public Services for Rural Communities." University of Florida, Food and Resource Economics, Gainesville, FL 32601. (0062849)
C67	Jansma, J. D., Coward, E. W., Jr., and Schutjer, W. A. "Planning for Economic and Social Development." Pennsylvania State University, AES, 201 Shields Building, University Park, PA 16802. (0032322)
C68	Perkinson, L. B. "Public Services and Finance in Growing and Declining Areas of Lake States." Michigan State University, Commodity Facilities Branch, East Lansing, MI 48823. (0019000)
C69	Loomis, R. A. "Public Services and Finance in Growing and Declining Rural Areas of the Pacific Northwest." Washington State University, Agricultural Economics, Pullman, WA 99163. (0020349)
C70	Stout, Thomas T. "Rehabilitation and Adjustment Among Permanently Handicapped Persons Injured in Farm Accidents, 1967." Ohio State University, Agricultural Economics and Rural Sociology, Columbus, OH 43210. (0060392)
C71	Lind, R. W. "Rural Family Life Styles in Montana." Montana State University, Home Economics, Bozeman, MT 59715. (0062368)
C72	Day, L. M., Brown, E. J., and Epp, D. J. "Rural Organizations and Services." Pennsylvania State University, Agricultural Economics and Rural Sociology, University Park, PA 16802. (0030904)
C73	Maki, W. R. "Service Delivery Alternatives in Rural Development." University of Minnesota, Agricultural and Applied Economics, St. Paul, MN 55101. (0064105)
C74	Brooks, R. M. "Social Indicators of Quality of Life." Purdue University, Agricultural Economics, Lafayette, IN 47907. (0063860)

CRIS Identified Projects - By Title (Continued)

<u>Control Number</u>	<u>Project Data</u>
C75	"Southern Regional Rural Development Research Council." Mississippi State University, AES, State College, MS 39762. (0064230)
C76	Hobbs, Daryl J., Hassinger, E. W., and Benson, J. K. "Structural Characteristics Associated with Variations in Community Development." University of Missouri, AES, 130 Jesse Hall, Columbia, MO 65201. (0057248)
C77	Hubbard, D. W., and Gram, Mary R. "Study of Effectiveness (Outcome) of Nutrition Related Health Services of Knox County Health Department." University of Tennessee, Nutrition, Knoxville, TN 37916 (0033078)
C78	Traj, Kokab. "A Study of Family Planning of Low-Income Families in Small Towns of Louisiana." Southern University, Home Economics, Baton Rouge, LA 70813. (0064212)
C79	Rhodes, Kathleen. "Women's Education and Community Health." Cornell University, Ithaca, NY 14850. (0024643)
C80	Carothers, J. E., and Caradine, E. E. "Workmen's Compensation and Safety in Forestry, Arkansas, Louisiana." Louisiana Tech University, Forestry, Ruston, LA 71270. (0059881)
C81	Carothers, J. E. "Workmen's Compensation and Safety in Timber Harvesting and Wood Using Mills, Arkansas and Louisiana." Louisiana Tech University, Forestry, Ruston, LA 71270. (0010727)

**APPENDIX B-2**

**CRIS IDENTIFIED PROJECTS -  
BY FUNDING SOURCE/NAME, BY SUBJECT CATEGORY**

0218

APPENDIX B-2 CRIS IDENTIFIED  
PROJECTS - BY FUNDING SOURCE/NAME, BY SUBJECT CATEGORY

DOC ACC NO	TYPE	NAME	FUNDING SOURCE	ST	SUBJECT CATEGORIES	SUB CAT	ACCESS NO	TERM CODE	TERM DATE	CRIS NO-
	FEDERAL	USDA			IV EVALUATION AND QUALITY	(A)	006399H			441
	FEDERAL	USDA-AES			VI ECONOMIC/COST/FINANCING	(A)	004066P	T	09-74	39
	FEDERAL	USDA-CSRS			II FACILITIES	(E.5)	006421Z			78
	FEDERAL	USDA-CSMS			II FACILITIES	(F.1)	0059386			11
	FEDERAL	USDA-CSMS			II FACILITIES	(F.1)	0062739	T	08-74	62
	FEDERAL	USDA-CSMS			II FACILITIES	(F.2)	0022113	T	08-74	60
	FEDERAL	USDA-CSMS			III ORGANIZATION AND ADM.	(D)	0050345			08
	FEDERAL	USDA-CSMS			III ORGANIZATION AND ADM.	(D)	0059404			12
	FEDERAL	USDA-CSMS			III ORGANIZATION AND ADM.	(D)	0059503			13
	FEDERAL	USDA-CSMS			III ORGANIZATION AND ADM.	(D)	0059509			14
	FEDERAL	USDA-CSMS			III ORGANIZATION AND ADM.	(D)	0059736			16
	FEDERAL	USDA-CSMS			III ORGANIZATION AND ADM.	(D)	0060794			24
A049	FEDERAL	USDA-CSMS			III ORGANIZATION AND ADM.	(D)	0054074	T	03-74	48
	FEDERAL	USDA-CSMS			III ORGANIZATION AND ADM.	(D)	0059134	T	06-74	51
	FEDERAL	USDA-CSMS			III ORGANIZATION AND ADM.	(D)	0059620	T	06-74	53
	FEDERAL	USDA-CSRS			III ORGANIZATION AND ADM.	(D)	0060064	T	06-74	56
	FEDERAL	USDA-CSMS			III ORGANIZATION AND ADM.	(D)	0060147			57
	FEDERAL	USDA-CSMS			III ORGANIZATION AND ADM.	(D)	0060207	T	06-71	58
	FEDERAL	USDA-CSMS			III ORGANIZATION AND ADM.	(D)	0032322	T	06-74	67
A212	FEDERAL	USDA-CSMS			IV EVALUATION AND QUALITY	(4)	0032004			07
	FEDERAL	USDA-CSMS			IV EVALUATION AND QUALITY	(4)	0059061			09
	FEDERAL	USDA-CSMS			IV EVALUATION AND QUALITY	(4)	0059126			10
A202 A288	FEDERAL	USDA-CSMS			IV EVALUATION AND QUALITY	(4)	0059549			15



Appendix B-2 CUIS Identified Projects - By  
Funding Source/Name, By Subject Category (Continued)

DOC ACC NO	TYPE	FUNDING SOURCES		SUBJECT CATEGORIES	SUM CAT	ACCESS NO	FORM CODE	FORM DATE	CONT NO-
		NAME	ST						
	FEDERAL	USDA-CSMS		IV EVALUATION AND QUALITY	(A)	005274			17
	FEDERAL	USDA-USMS		IV EVALUATION AND QUALITY	(A)	001065H	T	12-71	27
	FEDERAL	USDA-CSMS		IV EVALUATION AND QUALITY	(A)	0054993	T	06-74	50
	FEDERAL	USDA-CSMS		IV EVALUATION AND QUALITY	(A)	0054443	T	06-73	52
	FEDERAL	USDA-CSMS		IV EVALUATION AND QUALITY	(A)	0057683	T	06-74	54
A230	FEDERAL	USDA-USMS		IV EVALUATION AND QUALITY	(A)	0050055	T	06-74	55
	FEDERAL	USDA-CSMS		IV EVALUATION AND QUALITY	(A)	005025H	T	06-74	59
	FEDERAL	USDA-CSMS		IV EVALUATION AND QUALITY	(A)	0050904	T	06-73	72
	FEDERAL	USDA-CSMS		IV EVALUATION AND QUALITY	(A.1)	0053934			05
	FEDERAL	USDA-CSMS		IV EVALUATION AND QUALITY	(A.1)	0059313	T	06-73	22
	FEDERAL	USDA-CSMS		IV EVALUATION AND QUALITY	(C)	0053821			35
	FEDERAL	USDA-CSMS		IV EVALUATION AND QUALITY	(C.3)	0059211			37
	FEDERAL	USDA-USMS		VI ECONOMIC/COST/EFFECTIVE		0059741			29
	FEDERAL	USDA-CSMS		VI ECONOMIC/COST/EFFECTIVE		0051762	T	06-74	34
	FEDERAL	USDA-USMS		VI ECONOMIC/COST/EFFECTIVE	(A)	0053434			06
	FEDERAL	USDA-USMS		VI ECONOMIC/COST/EFFECTIVE	(A)	0053967			26
	FEDERAL	USDA-CSMS		VI ECONOMIC/COST/EFFECTIVE	(A)	0059974			30
	FEDERAL	USDA-CSMS		VI ECONOMIC/COST/EFFECTIVE	(A)	0054994			31
	FEDERAL	USDA-CSMS		VI ECONOMIC/COST/EFFECTIVE	(A)	0050034			32
	FEDERAL	USDA-CSMS		VI ECONOMIC/COST/EFFECTIVE	(A)	0050317			33
	FEDERAL	USDA-CSMS		VI ECONOMIC/COST/EFFECTIVE	(A)	0059133	T	12-71	36
	FEDERAL	USDA-USMS		VI ECONOMIC/COST/EFFECTIVE	(A)	0054911			63
	FEDERAL	USDA-CSMS		VI ECONOMIC/COST/EFFECTIVE	(A)	0056267			66

Appendix B-2 CRIS Identified Projects - By Funding Source/Name, By Subject Category (Continued)

DOC ACC NO	TYPE	NAME	ST	SUBJECT CATEGORIES	SUB CAT	ACCESS NO	TERM CODE	TERM DATE	CRIS NO-
A032 A284	FEDERAL	USDA-CSRS		VI ECONOMIC/COST/FINANCING	(A)	0004105	I	06-74	73
	FEDERAL	USDA-CSRS		VII SOCIAL BEHAVIOR ASPECTS	(H)	0057374			46
	FEDERAL	USDA-CSRS		VII SOCIAL BEHAVIOR ASPECTS	(H)	0004222	I	06-73	65
	FEDERAL	USDA-CSRS		VII SOCIAL BEHAVIOR ASPECTS	(H)	0004264			71
	FEDERAL	USDA-CSRS		VII SOCIAL BEHAVIOR ASPECTS	(H)	0004474	I	06-73	40
	FEDERAL	USDA-CSRS		VII SOCIAL BEHAVIOR ASPECTS	(H)	0004500			74
	FEDERAL	USDA-CSRS		IX UNIQUE PROBLEMS	(C)	0011741	I	12-71	20
	FEDERAL	USDA-CSRS		IX UNIQUE PROBLEMS	(C)	0004240	I	05-74	75
	FEDERAL	USDA-CSRS		IX UNIQUE PROBLEMS	(C)	0004241	I	06-74	80
	FEDERAL	USDA-CSRS		IX UNIQUE PROBLEMS	(C)	0011777	I	06-72	81
	FEDERAL	USDA-CSRS		IX UNIQUE PROBLEMS	(C)	0004123	I	06-72	28
	FEDERAL	USDA-CSRS		IX UNIQUE PROBLEMS	(C)	0004242			38
A061 A124	FEDERAL	USDA-CSRS		IX UNIQUE PROBLEMS	(C)	0004434			42
	FEDERAL	USDA-CSRS		IX UNIQUE PROBLEMS	(C)	0004270	I	02-74	45
	FEDERAL	USDA-CSRS		IX UNIQUE PROBLEMS	(C)	0004222			49
A099 A137	FEDERAL	USDA-CSRS		IX UNIQUE PROBLEMS	(C)	0000800	I	06-74	61
A210 A262	FEDERAL	USDA-CSRS		IX UNIQUE PROBLEMS	(C)	0057244	I	06-74	76
	FEDERAL	USDA-CSRS		IX UNIQUE PROBLEMS	(C)	0007145	I	06-73	04
	FEDERAL	USDA-CSRS		IX UNIQUE PROBLEMS	(C)	0004014			64
A088 F026	FEDERAL	USDA-ERS		VI ECONOMIC/COST/FINANCING	(A)	0013004	I	03-73	68
	FEDERAL	USDA-ERS		IX UNIQUE PROBLEMS	(C)	0010254	I	04-72	47

Appendix B-2 CRIS Identified Projects - By  
Funding Source/Name, By Subject Category (Continued)

DOC ACC NO	TYPE	NAME	FUNDING SOURCE	SUBJECT CATEGORIES	SUM CAT	ACCESS NO	TERM CODE	TERM DATE	GMT NO-
	FEDERAL	USDA-EP5			(D)	0020344	T	04-73	69
	STATE	IA		IX UNIONE PROBLEMS	(H)	0057914	T	06-74	02
	STATE	KS		IV EVALUATION AND QUALITY	(A, G)	0083407	T	05-73	41
	STATE	KS		VI ECONOMIC/COST/EFFICIENCY	(A)	0083399	T	06-74	18
A13H	STATE	LA		III ORGANIZATION AND ADJ.	(A)	0085895	T	06-71	21
R019	STATE	LA		IX UNIONE PROBLEMS	(-)	0085843	T	12-72	01
	STATE	NY		III ORGANIZATION AND ADJ.	(D)	0081360			19
	STATE	NY		III ORGANIZATION AND ADJ.	(D)	0084301	T	01-72	23
	STATE	NY		IV EVALUATION AND QUALITY	(-)	0081314	T	06-72	25
	STATE	NY		VII SOCIAL REFORMATION ASPECT	(J, P)	0084063	T	06-72	79
	STATE	OH		IX UNIONE PROBLEMS	(-)	0081052	T	12-73	43
A074 R062	STATE	OH		IX UNIONE PROBLEMS	(-)	0080392	T	06-72	70
	STATE	IA		IV EVALUATION AND QUALITY	(A)	0083966			442
	STATE	IA		IV EVALUATION AND QUALITY	(A, G, L)	0083074			77
	STATE	VA		IX UNIONE PROBLEMS	(A)	0084233			03

APPENDIX B-3

CRIS IDENTIFIED PROJECTS -  
BY SUBJECT CATEGORY, BY FUNDING SOURCE/NAME

APPENDIX B-3 CRIS IDENTIFIED  
PROJECTS - BY SUBJECT CATEGORY, BY FUNDING SOURCE/NAME

DDC ACC NO	TYPE	NAME	FUNDING SOURCE	ST	SUBJECT CATEGORIES	SUM. CAT	ACCESS NO	TERM CODE	TERM DATE	CRIS NO.
	FEDERAL	USDA-CSRS			II FACILITIES	(E.S)	0064212			78
	FEDERAL	USDA-CSRS			II FACILITIES	(F.1)	005938A			11
	FEDERAL	USDA-CSRS			II FACILITIES	(F.1)	0062736	T	08-74	62
	FEDERAL	USDA-CSRS			II FACILITIES	(F.2)	0062117	T	08-74	60
A139	STATE	LA			III ORGANIZATION AND ADM.	(A)	0055855	T	06-71	21
	FEDERAL	USDA-CSRS			III ORGANIZATION AND ADM.	(U)	0060885			08
	FEDERAL	USDA-CSRS			III ORGANIZATION AND ADM.	(U)	0059404			12
	FEDERAL	USDA-CSRS			III ORGANIZATION AND ADM.	(U)	0059503			13
	FEDERAL	USDA-CSRS			III ORGANIZATION AND ADM.	(U)	0054504			14
	FEDERAL	USDA-CSRS			III ORGANIZATION AND ADM.	(U)	0057774			16
	FEDERAL	USDA-CSRS			III ORGANIZATION AND ADM.	(U)	0063794			24
A049	FEDERAL	USDA-CSRS			III ORGANIZATION AND ADM.	(U)	0054074	T	03-74	48
	FEDERAL	USDA-CSRS			III ORGANIZATION AND ADM.	(U)	0059134	T	06-74	51
	FEDERAL	USDA-CSRS			III ORGANIZATION AND ADM.	(U)	0059624	T	06-74	53
	FEDERAL	USDA-CSRS			III ORGANIZATION AND ADM.	(U)	0060064	T	06-74	56
	FEDERAL	USDA-CSRS			III ORGANIZATION AND ADM.	(U)	0060147			57
	FEDERAL	USDA-CSRS			III ORGANIZATION AND ADM.	(U)	0060607	T	06-71	58
	FEDERAL	USDA-CSRS			III ORGANIZATION AND ADM.	(U)	0032322	T	06-74	67
	STATE	NY			III ORGANIZATION AND ADM.	(U)	0063360			19
	STATE	NY			III ORGANIZATION AND ADM.	(U)	0059301	T	01-72	23
	FEDERAL	USDA			IV EVALUATION AND QUALITY	(A)	0063594			441
A212	FEDERAL	USDA-CSRS			IV EVALUATION AND QUALITY	(A)	0032604			07
	FEDERAL	USDA-CSRS			IV EVALUATION AND QUALITY	(A)	0059061			09



Appendix B-3 CRIS Identified Projects - By  
Subject Category, By Funding Source/Name (Continued)

DOC ACC NO	TYPE	NAME	FUNDING SOURCE	ST	SUBJECT CATEGORIES	SJA CAT	ACCESS NO	TERM CODE	TERM DATE	CNT NO-
A202	FEDERAL	USDA-CSRS			IV EVALUATION AND QUALITY	(A)	0059124			10
A283	FEDERAL	USDA-CSRS			IV EVALUATION AND QUALITY	(A)	0059544			15
	FEDERAL	USDA-CSRS			IV EVALUATION AND QUALITY	(A)	0060221			17
	FEDERAL	USDA-CSRS			IV EVALUATION AND QUALITY	(A)	0010054		12-71	27
	FEDERAL	USDA-CSRS			IV EVALUATION AND QUALITY	(A)	0060443		06-74	50
	FEDERAL	USDA-CSRS			IV EVALUATION AND QUALITY	(A)	0050445		06-73	52
	FEDERAL	USDA-CSRS			IV EVALUATION AND QUALITY	(A)	0060441		06-74	54
A230	FEDERAL	USDA-CSRS			IV EVALUATION AND QUALITY	(A)	0060054		06-74	55
	FEDERAL	USDA-CSRS			IV EVALUATION AND QUALITY	(A)	0060444		06-74	59
	FEDERAL	USDA-CSRS			IV EVALUATION AND QUALITY	(A)	0030404		06-73	72
	STATE	TX			IV EVALUATION AND QUALITY	(A)	0060374			442
	FEDERAL	USDA-CSRS			IV EVALUATION AND QUALITY	(A)	0060314			06
	FEDERAL	USDA-CSRS			IV EVALUATION AND QUALITY	(A)	0060313		06-73	22
	STATE	KS			IV EVALUATION AND QUALITY	(A)	0060403		05-73	41
	STATE	NY			IV EVALUATION AND QUALITY	(A)	0060314		06-72	25
	STATE	TX			IV EVALUATION AND QUALITY	(A)	0060374			77
	FEDERAL	USDA-CSRS			IV EVALUATION AND QUALITY	(A)	0060342			35
	FEDERAL	USDA-CSRS			IV EVALUATION AND QUALITY	(A)	0060411			37
	FEDERAL	USDA-CSRS			VI ECONOMIC/CUST/FINANCING	(A)	0060741			29
	FEDERAL	USDA-CSRS			VI ECONOMIC/CUST/FINANCING	(A)	0060702		06-74	34
	FEDERAL	USDA-CSRS			VI ECONOMIC/CUST/FINANCING	(A)	0060000		03-73	68
	FEDERAL	USDA-ALS			VI ECONOMIC/CUST/FINANCING	(A)	0060442		04-74	39
	FEDERAL	USDA-CSRS			VI ECONOMIC/CUST/FINANCING	(A)	0060304			06

Appendix B-3 CRIS Identified Projects - By Subject Category, By Funding Source/Name (Continued)

DOC ACC NO	TYPE	NAME	FUNDING SOURCE	ST	SUBJECT CATEGORY	SUB CAT	ACCESS NO	TERM CODE	TERM DATE	INT. NO.
	FEDERAL	USDA-CSMS			VI ECONOMIC/COST/FINANCING	(A)	0053900			26
	FEDERAL	USDA-CSMS			VI ECONOMIC/COST/FINANCING	(A)	0053974			30
	FEDERAL	USDA-CSMS			VI ECONOMIC/COST/FINANCING	(A)	0053994			31
	FEDERAL	USDA-CSMS			VI ECONOMIC/COST/FINANCING	(A)	0060030			32
	FEDERAL	USDA-CSMS			VI ECONOMIC/COST/FINANCING	(A)	0060317			33
	FEDERAL	USDA-CSMS			VI ECONOMIC/COST/FINANCING	(A)	0059133		12-71	36
	FEDERAL	USDA-CSMS			VI ECONOMIC/COST/FINANCING	(A)	0066011			63
	FEDERAL	USDA-CSMS			VI ECONOMIC/COST/FINANCING	(A)	0062644			66
	FEDERAL	USDA-CSMS			VI ECONOMIC/COST/FINANCING	(A)	0064105		06-74	73
A032	STATE	KS			VI ECONOMIC/COST/FINANCING	(A)	0063344		06-74	18
A244	FEDERAL	USDA-CSMS			VII SOCIAL BEHAVIOR ASPECTS	(A)	0057374			46
	FEDERAL	USDA-CSMS			VII SOCIAL BEHAVIOR ASPECTS	(A)	0062644		06-73	65
	FEDERAL	USDA-CSMS			VII SOCIAL BEHAVIOR ASPECTS	(A)	0062664			71
	STATE	IA			VII SOCIAL BEHAVIOR ASPECTS	(A)	0057314		06-74	02
	STATE	IY			VII SOCIAL BEHAVIOR ASPECTS	(A,2)	0062664		06-73	79
	FEDERAL	USDA-CSMS			VII SOCIAL BEHAVIOR ASPECTS	(A,1)	0057374		06-73	40
	FEDERAL	USDA-CSMS			VII SOCIAL BEHAVIOR ASPECTS	(A,1)	0063660			74
R019	FEDERAL	USDA-CSMS			IX UNIQUE PROBLEMS	(A)	0041641		12-71	20
	STATE	LA			IX UNIQUE PROBLEMS	(A)	0055063		12-72	01
	STATE	Om			IX UNIQUE PROBLEMS	(A)	0061056		12-73	43
A074	STATE	Om			IX UNIQUE PROBLEMS	(A)	0060344		06-72	70
	FEDERAL	USDA-CSMS			IX UNIQUE PROBLEMS	(C)	0054230		05-74	75

Appendix B-3 CRIS Identified Projects - By Subject Category, By Funding Source/Name (Continued)

ACC NO	TYPE	NAME	FUNDING SOURCE	SUBJECT CATEGORY	SUB CAT	ACCESS NO	TERM CODE	TERM DATE	CNTY NO
	FEDERAL	USDA-CSMS		IX UNIQUE PROGRAMS	(C)	0059981	T	06-74	80
	FEDERAL	USDA-CSMS		IX UNIQUE PROGRAMS	(C)	0010727	T	06-74	81
	FEDERAL	USDA-CSMS		IX UNIQUE PROGRAMS	(C)	0059123	T	06-74	28
	FEDERAL	USDA-CSMS		IX UNIQUE PROGRAMS	(C)	0054226			38
	FEDERAL	USDA-CSMS		IX UNIQUE PROGRAMS	(C)	0054434			42
A041 A124	FEDERAL	USDA-CSMS		IX UNIQUE PROGRAMS	(C)	0059070	T	02-74	45
	FEDERAL	USDA-CSMS		IX UNIQUE PROGRAMS	(C)	0054422			49
	FEDERAL	USDA-CSMS		IX UNIQUE PROGRAMS	(C)	0054420	T	06-74	61
A092 A137 A210 A262	FEDERAL	USDA-CSMS		IX UNIQUE PROGRAMS	(C)	0052244	T	06-74	76
A083 R026	FEDERAL	USDA-ERS		IX UNIQUE PROGRAMS	(C)	0011255	T	06-72	47
	FEDERAL	USDA-ERS		IX UNIQUE PROGRAMS	(C)	0050344	T	04-73	69
	STATE	VA		IX UNIQUE PROGRAMS	(C)	0054234			03
	FEDERAL	USDA-CSMS		IX UNIQUE PROGRAMS	(C)	0054234	T	06-72	04
	FEDERAL	USDA-CSMS		IX UNIQUE PROGRAMS	(C)	0054234			64



APPENDIX B-4  
CRIS IDENTIFIED PROJECTS -  
BY PROJECT NUMBER

0228

APPENDIX B-4 CRIS IDENTIFIED PROJECTS - BY PROJECT NUMBER

DOC ACC NO	TYPE	NAME	FURNISHING SOURCE	ST	SUBJECT CATEGORIES	SUM CAT	ACCESS NO	TEAM CODE	TEAM DATE	CRIS NO-
	FEDERAL	USDA-CSRS			VI ECONOMIC/CONST/INTEGRATION	(E)	0101762	T	06-74	34
	FEDERAL	USDA-CSRS			IX UNIQUE PROBLEMS	(E)	0101762	T	06-73	04
	FEDERAL	USDA-CSRS			IV EVALUATION AND QUALITY	(A)	0101762	T	12-71	27
	FEDERAL	USDA-CSRS			IX UNIQUE PROBLEMS	(C)	0101762	T	06-72	81
	FEDERAL	USDA-CSRS			VI ECONOMIC/CONST/INTEGRATION	(E)	0101762	T	03-73	68
A088	FEDERAL	USDA-CSRS			IX UNIQUE PROBLEMS	(D)	0101762	T	04-72	47
A026	FEDERAL	USDA-CSRS			IX UNIQUE PROBLEMS	(D)	0101762	T	04-73	62
	FEDERAL	USDA-CSRS			II FACILITIES	(E, F)	0101762	T	04-74	60
	STATE	NY			VII SOCIAL BEHAVIOR ASPECTS	(J, K)	0101762	T	06-72	73
	FEDERAL	USDA-CSRS			IV EVALUATION AND QUALITY	(A)	0101762	T	06-73	72
	FEDERAL	USDA-CSRS			IX UNIQUE PROBLEMS	(H)	0101762	T	12-71	20
A212	FEDERAL	USDA-CSRS			IV EVALUATION AND QUALITY	(A)	0101762	T		07
	FEDERAL	USDA-CSRS			III ORGANIZATION AND ADMIN	(G)	0101762	T	06-74	67
	STATE	IA			IV EVALUATION AND QUALITY	(A, B, C, D, E, F, G, H, I, J, K, L, M, N, O, P, Q, R, S, T, U, V, W, X, Y, Z)	0101762	T		77
	FEDERAL	USDA-CSRS			VI ECONOMIC/CONST/INTEGRATION	(E)	0101762	T	06-74	39
M019	STATE	LA			IX UNIQUE PROBLEMS	(I)	0101762	T	12-72	01
A138	STATE	LA			III ORGANIZATION AND ADMIN	(G)	0101762	T	06-71	21
A032	FEDERAL	USDA-CSRS			IX UNIQUE PROBLEMS	(I)	0101762	T	06-74	76
A210										
A267										
A032	FEDERAL	USDA-CSRS			VII SOCIAL BEHAVIOR ASPECTS	(I)	0101762	T		46
A244	STATE	IA			VII SOCIAL BEHAVIOR ASPECTS	(I, J, K)	0101762	T	06-74	02
	FEDERAL	USDA-CSRS			VII SOCIAL BEHAVIOR ASPECTS	(J, K, L)	0101762	T	06-73	40

Appendix B-4 CRIS Identified Projects - By Project Number (Continued)

DOC ACC NO	TYPE	NAME	FUNDING SOURCE	ST	SUBJECT CATEGORIES	SUB CAT	ACCESS NO	FILE CODE	TERM DATE	CNTD NO-
	FEDERAL	USDA-CSRS			IV EVALUATION AND QUALITY	(A)	0059993	T	06-74	50
	FEDERAL	USDA-CSRS			IV EVALUATION AND QUALITY	(A)	0059061			09
A091 A126	FEDERAL	USDA-CSRS			IX UNIQUE PROBLEMS	(U)	0059070	T	02-74	45
A049	FEDERAL	USDA-CSRS			III ORGANIZATION AND QUALITY	(I)	0059074	T	03-74	48
	FEDERAL	USDA-CSRS			IX UNIQUE PROBLEMS	(U)	0059123	T	06-73	28
	FEDERAL	USDA-CSRS			IV EVALUATION AND QUALITY	(A)	0059124			10
	FEDERAL	USDA-CSRS			VI ECONOMIC/COST/EFFICIENCY	(E)	0059133	T	12-71	36
	FEDERAL	USDA-CSRS			III ORGANIZATION AND QUALITY	(I)	0059134	T	06-74	51
	FEDERAL	USDA-CSRS			IV EVALUATION AND QUALITY	(A)	0059411			37
	STATE	NY			III ORGANIZATION AND QUALITY	(I)	0059430	T	01-72	29
	FEDERAL	USDA-CSRS			IV EVALUATION AND QUALITY	(A)	0059433	T	06-73	22
	FEDERAL	USDA-CSRS			II FACILITIES	(F)	0059344			11
	FEDERAL	USDA-CSRS			III ORGANIZATION AND QUALITY	(I)	0059404			12
	FEDERAL	USDA-CSRS			IV EVALUATION AND QUALITY	(A)	0059442	T	06-73	52
	FEDERAL	USDA-CSRS			III ORGANIZATION AND QUALITY	(I)	0059452			13
A202 A298	FEDERAL	USDA-CSRS			III ORGANIZATION AND QUALITY	(I)	0059459			14
	FEDERAL	USDA-CSRS			IV EVALUATION AND QUALITY	(A)	0059547			15
	FEDERAL	USDA-CSRS			III ORGANIZATION AND QUALITY	(I)	0159620	T	06-74	53
	FEDERAL	USDA-CSRS			III ORGANIZATION AND QUALITY	(I)	0059730			16
	FEDERAL	USDA-CSRS			VI ECONOMIC/COST/EFFICIENCY	(E)	0059741			29
	FEDERAL	USDA-CSRS			IV EVALUATION AND QUALITY	(A)	0059823	T	06-74	54
	FEDERAL	USDA-CSRS			IX UNIQUE PROBLEMS	(U)	0059841	T	06-74	80

Appendix B-4 CRIS Identified Projects - By Project Number (Continued)

ACC NO	DOC TYPE	FUNDING SOURCE	NAME	1ST	SUBJECT CATEGORIES	SUP CAT	ACCESS NO	TEAM CODE	TEAM DATE	CATL NO-
	FEDERAL	USDA-CSMS			VI ECONOMIC/COST/FINANCING	(A)	0059979			30
	FEDERAL	USDA-CSMS			VI ECONOMIC/COST/FINANCING	(A)	0059999			31
	FEDERAL	USDA-CSMS			VI ECONOMIC/COST/FINANCING	(A)	0060030			32
A230	FEDERAL	USDA-CSMS			IV EVALUATION AND QUALITY	(A)	0050055	T	06-74	55
	FEDERAL	USDA-CSMS			III ORGANIZATION AND ADM.	(U)	0050066	T	06-74	56
	FEDERAL	USDA-CSMS			III ORGANIZATION AND ADM.	(U)	0060147			57
	FEDERAL	USDA-CSMS			III ORGANIZATION AND ADM.	(U)	0060207	T	06-71	58
	FEDERAL	USDA-CSMS			IV EVALUATION AND QUALITY	(A)	0050256	T	06-74	59
	FEDERAL	USDA-CSMS			VI ECONOMIC/COST/FINANCING	(A)	0060317			33
A074 RD42	STATE	OH			IX UNIQUE PROBLEMS	(A)	0050337	T	06-72	70
	FEDERAL	USDA-CSMS			III ORGANIZATION AND ADM.	(U)	0060794			24
	FEDERAL	USDA-CSMS			IX UNIQUE PROBLEMS	(U)	0060820	T	06-74	61
	FEDERAL	USDA-CSMS			III ORGANIZATION AND ADM.	(U)	0060885			08
	STATE	JR			IX UNIQUE PROBLEMS	(A)	0061057	T	12-73	43
	STATE	NY			IV EVALUATION AND QUALITY	(A)	0061114	T	06-72	25
	FEDERAL	USDA-CSMS			IX UNIQUE PROBLEMS	(A)	0061519			64
	FEDERAL	USDA-CSMS			IV EVALUATION AND QUALITY	(A)	0062274			17
	FEDERAL	USDA-CSMS			VII SOCIAL BEHAVIOR ASPECTS	(A)	0062388			71
	FEDERAL	USDA-CSMS			VII SOCIAL BEHAVIOR ASPECTS	(A)	0062427	T	06-73	15
	FEDERAL	USDA-CSMS			II FACILITIES	(F-1)	0062739	T	06-74	62
	FEDERAL	USDA-CSMS			VI ECONOMIC/COST/FINANCING	(A)	0062869			66
	STATE	VA			IX UNIQUE PROBLEMS	(U)	0063234			03
	STATE	NY			III ORGANIZATION AND ADM.	(U)	0063366			19

0231

Appendix B-4 CRIS Identified Projects - By Project Number (Continued)

DOC ACC NO	TYPE	NAME	FUNDING SOURCE	ST	SUBJECT CATEGORIES	SUM CAT	ACCESS NO	REF CODE	TERM DATE	CRIS NO-
	STATE	KS			VI ECONOMIC/COST/FINANCING	(A)	0063399	T	06-74	18
	STATE	KS			IV EVALUATION AND QUALITY	(A,4)	0063407	T	05-73	41
	FEDERAL	USDA-CSKS			IV EVALUATION AND QUALITY	(A,1)	0063634			05
	FEDERAL	USDA-CSKS			VI ECONOMIC/COST/FINANCING	(A)	0063634			06
	FEDERAL	USDA-CSKS			IV EVALUATION AND QUALITY	(L)	0063821			35
	FEDERAL	USDA-CSKS			VII SOCIAL MEASUREMENT ASPECTS	(0,4)	0063829			74
	FEDERAL	USDA-CSKS			VI ECONOMIC/COST/FINANCING	(A)	0063966			26
	STATE	TX			IV EVALUATION AND QUALITY	(A)	0063994			442
	FEDERAL	USDA			IV EVALUATION AND QUALITY	(A)	0063994			441
	FEDERAL	USDA-CSKS			VI ECONOMIC/COST/FINANCING	(A)	0064011			63
	FEDERAL	USDA-CSKS			VI ECONOMIC/COST/FINANCING	(A)	0064105	T	06-74	73
	FEDERAL	USDA-CSKS			II FACILITIES	(5,5)	0064212			78
	FEDERAL	USDA-CSKS			IX UNIQUE PROGRAMS	(0)	0064224			38
	FEDERAL	USDA-CSKS			IX UNIQUE PROGRAMS	(L)	0064230	T	05-74	75
	FEDERAL	USDA-CSKS			IX UNIQUE PROGRAMS	(0)	0064422			49
	FEDERAL	USDA-CSKS			IX UNIQUE PROGRAMS	(0)	0064434			42

APPENDIX B-5

CRIS IDENTIFIED PROJECTS -  
BY CONTROL NUMBER

0233

APPENDIX B-5 CRIS IDENTIFIED PROJECTS - BY CONTROL NUMBER

DOC ACC NO	TYPE	FUNDING SOURCE	NAME	ST	SUBJECT CATEGORIES	SUM CAT	ACCESS NO	ITEM CODE	TERM DATE	CNT. NO-
R019	STATE		LA		IX UNIQUE PROBLEMS	(K)	0055843	T	12-72	01
	STATE		IA		VII SOCIAL BEHAVIOR ASPECTS	(M)	0057914	T	06-74	02
	STATE		VA		IX UNIQUE PROBLEMS	(O)	0058234			03
	FEDERAL		USDA-CSMS		IX UNIQUE PROBLEMS	(E)	0007144	T	06-73	04
	FEDERAL		USDA-CSMS		IV EVALUATION AND QUALITY	(A, I)	0053634			05
	FEDERAL		USDA-CSMS		VI ECONOMIC/CONSTRUCTION	(A)	0053634			06
A212	FEDERAL		USDA-CSMS		IV EVALUATION AND QUALITY	(A)	0032004			07
	FEDERAL		USDA-CSMS		III ORGANIZATION AND ADJ.	(I)	0060344			08
	FEDERAL		USDA-CSMS		IV EVALUATION AND QUALITY	(I)	0057061			09
	FEDERAL		USDB-CSMS		IV EVALUATION AND QUALITY	(A)	0059126			10
	FEDERAL		USDA-CSMS		II FACILITIES	(F, I)	0059344			11
	FEDERAL		USDA-CSMS		III ORGANIZATION AND ADJ.	(O)	0059464			12
	FEDERAL		USDA-CSMS		III ORGANIZATION AND ADJ.	(O)	0059504			13
	FEDERAL		USDA-CSMS		III ORGANIZATION AND ADJ.	(O)	0059509			14
A202 A25A	FEDERAL		USDA-CSMS		IV EVALUATION AND QUALITY	(A)	0059544			15
	FEDERAL		USUA-CSMS		III ORGANIZATION AND ADJ.	(I)	0059730			16
	FEDERAL		USUA-CSMS		IV EVALUATION AND QUALITY	(A)	0052274			17
	STATE		KS		VI ECONOMIC/CONSTRUCTION	(A)	0053444	T	06-74	18
	STATE		NY		III ORGANIZATION AND ADJ.	(O)	0053300			19
	FEDERAL		USDA-CSMS		IX UNIQUE PROBLEMS	(O)	0031441	T	12-71	20
A11R	STATE		LA		III ORGANIZATION AND ADJ.	(A)	0055655	T	06-71	21
	FEDERAL		USDA-CSMS		IV EVALUATION AND QUALITY	(A, I)	0059314	T	06-73	22
	STATE		NY		III ORGANIZATION AND ADJ.	(O)	00593301	T	01-72	23

0234



Appendix B-5 CRIS Identified Projects - By Control Number (Continued)

DOC ACC NO	TYPE	NAME	FUNDING SOURCE	ST	SUBJECT CATEGORIES	SUB CAT	ACCESS NO	TEAM CODE	TEAM DATE	CONT. NO.
	FEDERAL	USDA-CSRS			III ORGANIZATION AND ADJ.	(U)	0050794			24
	STATE	NY			IV EVALUATION AND QUALITY	(A)	0051314	T	06-72	25
	FEDERAL	USDA-CSRS			VI ECONOMIC/COST/FINANCING	(A)	0051308			26
	FEDERAL	USDA-CSRS			IV EVALUATION AND QUALITY	(A)	0010654	T	12-71	27
	FEDERAL	USDA-CSRS			IX UNIQUE MODELS	(U)	0053123	T	06-72	28
	FEDERAL	USDA-CSRS			VI ECONOMIC/COST/FINANCING	(A)	0059781			29
	FEDERAL	USDA-CSRS			VI ECONOMIC/COST/FINANCING	(A)	0059970			30
	FEDERAL	USDA-CSRS			VI ECONOMIC/COST/FINANCING	(A)	0054594			31
	FEDERAL	USDA-CSRS			VI ECONOMIC/COST/FINANCING	(A)	0050030			32
	FEDERAL	USDA-CSRS			VI ECONOMIC/COST/FINANCING	(A)	0050317			33
	FEDERAL	USDA-CSRS			VI ECONOMIC/COST/FINANCING	(A)	001702	T	06-74	34
	FEDERAL	USDA-CSRS			IV EVALUATION AND QUALITY	(L)	0053821			35
	FEDERAL	USDA-CSRS			VI ECONOMIC/COST/FINANCING	(A)	0059133	T	12-71	36
	FEDERAL	USDA-CSRS			IV EVALUATION AND QUALITY	(L, A)	0059211			37
	FEDERAL	USDA-CSRS			IX UNIQUE MODELS	(U)	0054224			38
	FEDERAL	USDA-ABS			VI ECONOMIC/COST/FINANCING	(A)	0050462	T	09-74	39
	FEDERAL	USDA-CSRS			VII SOCIAL ASPECTS	(L, A)	0054975	T	06-73	40
	STATE	KS			IV EVALUATION AND QUALITY	(A, U)	0053407	T	05-73	41
	FEDERAL	USDA-CSRS			IX UNIQUE MODELS	(U)	0054434			42
	STATE	OH			IX UNIQUE MODELS	(U)	0051052	T	12-73	43
	FEDERAL	USDA			IV EVALUATION AND QUALITY	(A)	0053994			44
	STATE	TX			IV EVALUATION AND QUALITY	(A)	0053998			442
00514124	FEDERAL	USDA-CSRS			IX UNIQUE MODELS	(U)	0059070	T	02-74	45



Appendix B-5 CRIS Identified Projects - By Control Number (Continued)

DOC ACC NO	TYPE	NAME	FUNDING SOURCE	ST	SUBJECT CATEGORIES	SUM CAT	ACCESS NO	TERM CODE	TERM DATE	CRIS NO-
A032 A244	FEDERAL	USDA-CSMS			VII SOCIAL BEHAV OR ASPECTS	(H)	0057379			46
A038 M026	FEDERAL	USDA-EKS			IX UNIQUE PROBLEMS	(U)	0019259		06-72	47
A049	FEDERAL	USDA-CSMS			III ORGANIZATION AND ADM.	(O)	0059074		03-74	48
	FEDERAL	USDA-CSMS			IX UNIQUE PROBLEMS	(U)	0064422			49
	FEDERAL	USDA-CSMS			IV EVALUATION AND QUALITY	(A)	0059753		06-74	50
	FEDERAL	USDA-CSMS			III ORGANIZATION AND ADM.	(U)	0059134		06-74	51
	FEDERAL	USDA-CSMS			IV EVALUATION AND QUALITY	(A)	0059441		06-73	52
	FEDERAL	USDA-CSMS			III ORGANIZATION AND ADM.	(J)	0059620		06-74	53
	FEDERAL	USDA-CSMS			IV EVALUATION AND QUALITY	(A)	0059823		06-74	54
A230	FEDERAL	USDA-CSMS			IV EVALUATION AND QUALITY	(A)	0060055		06-74	55
	FEDERAL	USDA-CSMS			III ORGANIZATION AND ADM.	(O)	0060064		06-74	56
	FEDERAL	USDA-CSMS			III ORGANIZATION AND ADM.	(O)	0060147			57
	FEDERAL	USDA-CSMS			III ORGANIZATION AND ADM.	(O)	0050207		06-71	58
	FEDERAL	USDA-CSMS			IV EVALUATION AND QUALITY	(A)	0060259		06-74	59
	FEDERAL	USDA-CSRS			II FACILITIES	(F,P)	0022113		06-74	60
	FEDERAL	USDA-CSRS			IX UNIQUE PROBLEMS	(O)	0050820		06-74	61
	FEDERAL	USDA-CSMS			II FACILITIES	(F,I)	0062739		06-74	62
	FEDERAL	USDA-CSRS			VI ECONOMIC/COST/FINANCING	(A)	0064011			63
	FEDERAL	USDA-CSRS			IX UNIQUE PROBLEMS	(C)	0061619			64
	FEDERAL	USDA-CSRS			VII SOCIAL BEHAVIOR ASPECTS	(H)	0062422		06-73	65
	FEDERAL	USDA-CSMS			VI ECONOMIC/COST/FINANCING	(A)	0062849			66
	FEDERAL	USDA-CSMS			III ORGANIZATION AND ADM.	(U)	0032322		06-74	67

Appendix B-5 CRIS Identified Projects - By Control Number (Continued)

DOC ACC NO	TYPE	NAME	FUNDING SOURCE	ST	SUBJECT CATEGORIES	SUB CAT	ACCESS NO	TERM CODE	TERM DATE	GRANT NO-
	FEDERAL	USDA-EMS	USDA-EMS		VI ECONOMIC/COST/PLANNING		0019000	T	03-73	68
	FEDERAL	USDA-EMS	USDA-EMS		IX UNIQUE PROBLEMS	(U)	0020349	T	04-73	69
A074 B052	STATE	OH	OH		IX UNIQUE PROBLEMS	(P)	0060392	T	06-72	70
	FEDERAL	USDA-CMS	USDA-CMS		VII SOCIAL BEHAVIOR ASPECTS	(H)	0062366			71
	FEDERAL	USDA-CMS	USDA-CMS		IV EVALUATION AND QUALITY	(A)	0030404	T	06-73	72
	FEDERAL	USDA-CMS	USDA-CMS		VI ECONOMIC/COST/PLANNING	(A)	0044104	T	06-74	73
	FEDERAL	USDA-CMS	USDA-CMS		VII SOCIAL BEHAVIOR ASPECTS	(U,4)	0053950			74
	FEDERAL	USDA-CMS	USDA-CMS		IX UNIQUE PROBLEMS	(C)	0044230	-	05-74	75
A099 A137 A210 A262	FEDERAL	USDA-CMS	USDA-CMS		IX UNIQUE PROBLEMS	(U)	0052244	T	06-74	76
	STATE	TX	TX		IV EVALUATION AND QUALITY	(4,5,6)	0033074			77
	FEDERAL	USDA-CMS	USDA-CMS		II FACILITIES	(E,5)	0064212			78
	STATE	NY	NY		VII SOCIAL BEHAVIOR ASPECTS	(U,2)	0024643	T	06-72	79
	FEDERAL	USDA-CMS	USDA-CMS		IX UNIQUE PROBLEMS	(C)	0054881	T	06-74	80
	FEDERAL	USDA-CMS	USDA-CMS		IX UNIQUE PROBLEMS	(C)	0010727	T	06-72	81

**APPENDIX C-1**  
**HEW IDENTIFIED PROJECTS - BY TITLE**

**0238**

APPENDIX C-1 HEW IDENTIFIED PROJECTS - BY TITLE

<u>Control Number</u>	<u>Project Data</u>
H01	Stringham, Reed M. "Allied Health Personnel in Rural Health Care System." Weber State College, Ogden, UT. (AH-24351-00)
H02	Bray, Kenneth M. "Area Alcoholism Poverty Program." Delta Family Services, Escanaba, MI. (AA-01155-01)
H03	Martin, Don K. "Arkansas Health Statistics Center Project." Arkansas Department of Finance and Administration. (HS-00980-02 0002)
H04	Gardner, Reed M. "Automated Health Services." University of Utah, Department of Biophysics & Bioengineering, Salt Lake City, UT. (HS-01053-02 0004)
H05	Seward, Berna K. "B-ROC Alcoholism Information and Referral Program." Bennington-Rutland Opportunity Council, Bennington, VT. (AA-00889-01)
H06	Graham, John F. "Community Alcoholism Services." KNO-HO-CO Community Action Council, Warsaw, OH. (AA-01179-01)
H07	Goff, Pat M. "Community Alcoholism Services Poverty Program." United Community Action Program, Pawnee, OK. (AA-00100-01)
H08	Hinckley, Patricia A. "Community Center for Alcoholism of Jefferson County." Community Action PLNG CNCL Jefferson County, Watertown, NY. (AA-00910-01)
H09	Wood, Maurice. "Computerized Health Team Evaluation in Primary Care." Virginia Commonwealth University, Department of Family Practice, Richmond, VA. (MB-00011-01)
H10	Pitchford, Martin K. "Demonstration Prevention, Outreach and Training Program (Alcoholism)." Marywood College, Scranton, PA. (AA-00435-02)
H11	Jones, David J. "Development of a Primary Health Care Sub-system." York Health Corporation, York, PA. (HS-01102-01)
H12	Gleason, M. James. "Development of Coordinated Health Care System (OR)." Multnomah County Board of Commissions, Portland, OR. (HS-01099-01)
H13	Sweet, James A. "Differential Fertility in the U.S., 1960 - 1970." University of Wisconsin, Department of Sociology, Madison, WI. (HD-07682-01)

HEW Identified Projects - By Title (Continued)

<u>Control Number</u>	<u>Project Data</u>
H14	Hollister, William G. "Disseminating Rural Mental Health Program Research." University of North Carolina, Department of Psychiatry, Chapel Hill, NC. (MH-19540-02)
H15	Haley, Charles T. "East Central Task Force on Alcoholism." Lakes and Pines Community Action Council, Mora, MN. (AA-00053-01)
H16	Peterson, Rodney D. "Economics of Mental Health and Low Income in Colorado." Colorado State University, Department of Economics, Fort Collins, CO. (MH-22511-01)
H17	Schwab, John J. "Evaluating Southern Mental Health Needs and Services (Florida)." University of Florida, Department of Psychiatry, Gainesville, FL. (MH-15900-05)
H18	Conant, Lucy H. "Family Nurse Practitioner in NC -- PRIMEX." University of North Carolina, Chapel Hill, NC. (HS-01333-01)
H19	Hollister, William G. "Feasibility Study of a Rural Mental Health Service." University of North Carolina, Department of Psychiatry, Chapel Hill, NC. (MH-14854-05)
H20	Hopkins, Homer P. "Federal-State-Local Health Statistics System." Tennessee Department of Public Health, Nashville, TN. (HS-00965-02)
H21	Dowda, F. William. "Health Data System - Georgia." Medical Association of Georgia, Atlanta, GA. (HS-01293-01)
H22	Seipp, Conrad. "Health Services Research Center - Family Nurse Practitioner." University of North Carolina, Chapel Hill, NC. (HS-00239-05 0022)
H23	Madison, Donald L. "Health Services Research Center - Health Care Patterns and Behavior in Rural Communities." University of North Carolina, Chapel Hill, NC. (HS-00239-05 0016)
H24	Madison, Donald L. "Health Services Research Center - Health Planning and Program Development for Soul City." University of North Carolina, Chapel Hill, NC. (HS-00239-05 0009)
H25	Bernstein, James. "Health Services Research Center - Medical Care for Rural Communities - Satellite Clinics." University of North Carolina, Chapel Hill, NC. (HS-00239-05 0006)

HEW Identified Projects - By Title (Continued)

<u>Control Number</u>	<u>Project Data</u>
H26	Athelstan, Gary. "Health Services Research Center - Minnesota Physician Manpower." American Rehabilitation Foundation, Minneapolis, MN. (HS-00471-05 0010)
H27	Bernstein, James. "Health Services Research Center - Physician Manpower Distribution." University of North Carolina, Chapel Hill, NC. (HS-00239-05 0024)
H28	Madison, Donald L. "Health Services Research Center - Primary Health Care for Rural Communities." University of North Carolina, Chapel Hill, NC. (HS-00239-05 0005)
H29	Ellwood, Paul M., Jr. "Health Services Research Center - Regulation of Distribution of Medical Care Services." American Rehabilitation Foundation, Minneapolis, MN. (HS-00471-05 0014)
H30	Madison, Donald L. "Health Services Research Center - Rural Health Services Research Unit within Research Center." University of North Carolina, Chapel Hill, NC. (HS-00239-05 0017)
H31	Madison, Donald L. "Health Services Research Center - Systematization of Medical Practice in Rural Communities." University of North Carolina, Chapel Hill, NC. (HS-0039-05-0025)
H32	Leff, Jack. "Home Care - An Alternative to Institutionalization." Commonwealth of Massachusetts, Massachusetts Office of Elder Affairs, Boston, MA. (HS-01134-02)
H33	Deasy, Leila C. "Legislative Change and Rural/Urban Mental Health Delivery Systems." Florida State University, Department of Social Work, Tallahassee, FL. (MH-22808-01)
H34	Dunn, Donald W. "Long Term Care Component - Iowa Health Data System." Iowa Hospital Association, Des Moines, IA. (HS-01132-01)
H35	Stevens, John W. "Maine Indian Alcoholism Field Survey." Maine Department of Indian Affairs, Augusta, ME. (AA-00172-01)
H36	Forsyth, Ben R. "Modeling to Increase Planning in Resource Allocation in Rural Medical Schools." University of Vermont and State Agricultural College, Burlington, VT. (MI-24360-00)
H37	Pope, Fergus, B. "North Carolina Region D Health Maintenance Project." Appalachian State University, Boone, NC. (HS-01086-01)

HEW Identified Projects - By Title (Continued)

<u>Control Number</u>	<u>Project Data</u>
H38	Hutton, Lynn P. "Northeast Kansas Alcoholism Poverty Program." Northeast Kansas Community Action Program, Horton, KS. (AA-00932-01)
H39	Snyder, John F. "Peer oriented Drug Abuse Education Network." Southern Illinois University, Carbondale, IL. (DA-00172-02)
H40	Roelofs, James D. "Pharmacist as a Primary Provider of Maintenance Care." PHS Indian Hospital, Department of Medicine, Cass Lake, MN. (HS-00872-02)
H41	Administrator, Dartmouth College. "Phase 1 - Medical Interactive Television Network." Hanover, NH. (LM-14719-03)
H42	Roseman, Morris. "Predictors of Dental Practice of Dental School Graduates to Shortage Areas." University of Maryland, Professional Schools, Department of Community Dentistry, Baltimore, MD. (PE-34058-00)
H43	Archer, Sara K. "Primex Demonstration Project Proposal." Vanderbilt University, Nashville, TN. (HS-00886-02)
H44	Isaacs, Gertrude. "Primex-Family Nurse Training Program in Rural Areas." Frontier Nursing Service, Department of Education, Wendover, KY. (HS-00885-02)
H45	Weiner, Samuel. "Process and Impacts of a State Hospital Closing." Stanford Research Institute, Department of Urban and Regional Economics, Menlo Park, CA. (MH-19222-02)
H46	Chase, H. P. "Prototype Operation of Student Health Program for Rural Poor." University of Colorado, Medical Center, Department of Pediatrics, Denver, CO. (PE-34057-00)
H47	Furtwengler, Willis J. "Responsible Drinking Practices in a Rural Community Setting." Holland Patent Central School District, Holland Patent, NY. (AA-00606-01)
H48	Scott, H. Denmar. "Rhode Island Long-Term Care Information System." Rhode Island Health Services Research, Providence, RI. (HS-00964-02)
H49	Vallo, David M. "Rural Alcoholism Program (Human)." Inter-Tribal Council of California, Sacramento, CA. (AA-01056-01)
H50	Stone, Robert. "Rural Health Care System for New Mexico." University of New Mexico, Department of Medicine, Albuquerque, NM. (MB-34038-00)

HEW Identified Projects - By Title (Continued)

<u>Control Number</u>	<u>Project Data</u>
H51	Kraus, Jess F. "Rural Mental Health Planning from Health Survey Data." University of California, Davis Department of Community Health, Davis, CA. (MH-21351-01)
H52	Pierce, Charles A. "Service for Problem Drinking Drivers." Bell County Mental Health and Mental Retardation Center, Belton, TX. (AA-00453-02)
H53	McIntyre, Jennie J. "Social Psychological Correlates of Fertility Motivation (Women)." University of Maryland, Department of Sociology, College Park, MD. (HD-07289-01)
H54	Summers, Genè F. "Sudden Industrialization of Rural-Agricultural Region." University of Wisconsin, Department of Rural Sociology, Madison, WI. (MH-19689-03)
H55	Haynes, M. Alfred. "Task Analysis of Physicians - Urban and Rural (TAPUR)." Charles R. Drew Postgraduate Medical School, Department of Community Medicine, Los Angeles, CA. (MB-00016-01)
H56	Klein, Helen E. "Transcultural Study of Discharge of Schizophrenics (US, Turkey)." University of Missouri, Department of Psychiatry, Columbia, MO. (MH-18934-03)
H57	Slocumb, John C. "Use of Family Planning Among Southwest American Indians." University of Rochester, Department of Preventive Medicine and Community Health, Rochester, NY. (HD-07039-01)
H58	Castle, Charles H. "Utah MEDEX Demonstration Program." University of Utah, Department of Medicine, Salt Lake City, UT. (HS-00649-02)
H59	Patterson, Shirley L. "Utilization of Human Resources for Mental Health." University of Kansas, Department of Social Work, Lawrence, KS. (MH-16618-03)
H60	Ramsay, William H. "Waldo-Knox Alcoholism Counseling and Recovery Program." Waldo County Committee for Social Action, Belfast, ME. (AA-00619-01)
H61	Wood, Vivian. "Wisconsin Center on Mental Retardation -- Self-maintenance Behavior of Adult Retardates in Community." University of Wisconsin, Department of Counseling and Behavior Studies, Madison, WI. (HD-03352-06 0028)

C-5/C-6



APPENDIX C-2

HEW IDENTIFIED PROJECTS -  
BY FUNDING SOURCE/NAME, BY SUBJECT CATEGORY

APPENDIX C-2 HEW IDENTIFIED  
 PROJECTS - BY FUNDING SOURCE/NAME, BY SUBJECT CATEGORY

DOC ACC NO	TYPE	NAME	FUNDING SOURCE	ST	SUBJECT CATEGORIES	SU- CAT	ACCESS NUMBER	CATE NO-
	FEDERAL	HEW-PHS-ADA-MHA-ALC A-USE-ALCSM			II FACILITIES	(E.S)	AA-01155-01	02
	FEDERAL	HEW-PHS-ADA-MHA-ALC A-USE-ALCSM			II FACILITIES	(E.S)	AA-00649-01	05
	FEDERAL	HEW-PHS-ADA-MHA-ALC A-USE-ALCSM			II FACILITIES	(E.S)	AA-01174-01	06
	FEDERAL	HEW-PHS-ADA-MHA-ALC A-USE-ALCSM			II FACILITIES	(E.S)	AA-00101-01	07
	FEDERAL	HEW-PHS-ADA-MHA-ALC A-USE-ALCSM			II FACILITIES	(E.S)	AA-00410-01	0A
	FEDERAL	HEW-PHS-ADA-MHA-ALC A-USE-ALCSM			II FACILITIES	(E.S)	AA-00435-02	10
	FEDERAL	HEW-PHS-ADA-MHA-ALC A-USE-ALCSM			II FACILITIES	(E.S)	AA-00653-01	15
	FEDERAL	HEW-PHS-ADA-MHA-ALC A-USE-ALCSM			II FACILITIES	(E.S)	AA-00632-01	3A
	FEDERAL	HEW-PHS-ADA-MHA-ALC A-USE-ALCSM			II FACILITIES	(E.S)	AA-00605-01	47
	FEDERAL	HEW-PHS-ADA-MHA-ALC A-USE-ALCSM			II FACILITIES	(E.S)	AA-00443-02	52
	FEDERAL	HEW-PHS-ADA-MHA-ALC A-USE-ALCSM			II FACILITIES	(E.S)	AA-00614-01	60
	FEDERAL	HEW-PHS-ADA-MHA-ALC A-USE-ALCSM			IX UNIQUE PROGRAMS	(E)	AA-00172-01	35
	FEDERAL	HEW-PHS-ADA-MHA-ALC A-USE-ALCSM			IX UNIQUE PROGRAMS	(E)	AA-01050-01	49
	FEDERAL	HEW-PHS-ADA-MHA-DRUG ABUSE			II FACILITIES	(U)	UA-00172-02	34
	FEDERAL	HEW-PHS-ADA-MHA-MENTAL H			I PERSONNEL	(M.L.H)	AA-10614-03	59
	FEDERAL	HEW-PHS-ADA-MHA-MENTAL H			II FACILITIES	(M.L.C)	AA-14554-05	19
	FEDERAL	HEW-PHS-ADA-MHA-MENTAL H			II FACILITIES	(M.L.C)	MA-21351-01	51
	FEDERAL	HEW-PHS-ADA-MHA-MENTAL H			III ORGANIZATION AND ADO.	(A)	AA-34034-00	50
	FEDERAL	HEW-PHS-ADA-MHA-MENTAL H			IV EVALUATION AND QUALITY	(A.P)	AA-15410-05	17
	FEDERAL	HEW-PHS-ADA-MHA-MENTAL H			IV EVALUATION AND QUALITY	(M.P.H)	AA-14934-03	56
	FEDERAL	HEW-PHS-ADA-MHA-MENTAL H			IV EVALUATION AND QUALITY	(U)	AA-14223-02	45
	FEDERAL	HEW-PHS-ADA-MHA-MENTAL H			VI ECONOMIC/COST/FINANCING	(S)	MA-22511-01	16
	FEDERAL	HEW-PHS-ADA-MHA-MENTAL H			VII SOCIAL BEHAVIOR ASPECTS	(P.S)	AA-22404-01	33

0245

Appendix C-2 HEW Identified Projects - By Funding Source/Name, By Subject Category (Continued)

ACC NO	FEDERAL TYPE	NAME	FUNDING SOURCE	SUBJECT CATEGORY	SP CAL	ACCTG NUMBER	CMIL NO
	FEDERAL	HEW-PHS-ADA-MHA-MENTAL M		IX UNIQUR PHUNLINS	(U)	MS-00219-0503	54
	FEDERAL	HEW-PHS-ADA-MHA-MENTAL M		XI RESEARCH METHODOLOGIES	(C)	MS-00219-0503	14
	FEDERAL	HEW-PHS-MHA-MU OF M SOURCES DEV		I PERSONNEL	(A, I, C)	MS-00219-0501	01
	FEDERAL	HEW-PHS-MHA-MU OF M SOURCES DEV		I PERSONNEL	(A, I, C)	MS-00219-0501	55
	FEDERAL	HEW-PHS-MHA-MU OF M SOURCES DEV		II FACILITIES	(A, I, C)	MS-00219-0501	34
	FEDERAL	HEW-PHS-MHA-MU OF M SOURCES DEV		II FACILITIES	(A, I, C)	MS-00219-0501	44
	FEDERAL	HEW-PHS-MHA-MU OF M SOURCES DEV		IV EVALUATION AND QUALITY	(A, I, C)	MS-00219-0501	04
	FEDERAL	HEW-PHS-MHA-MU OF M SOURCES DEV		VII SOCIAL DEMONSTRATION ASPECTS	(C)	MS-00219-0501	42
	FEDERAL	HEW-PHS-MHA-MU OF M SOURCES DEV		I PERSONNEL	(A, I, C)	MS-00219-0510	26
	FEDERAL	HEW-PHS-MHA-MU OF M SOURCES DEV		I PERSONNEL	(A, I, C)	MS-00219-0524	27
	FEDERAL	HEW-PHS-MHA-MU OF M SOURCES DEV		I PERSONNEL	(A, I, C)	MS-00219-0501	14
	FEDERAL	HEW-PHS-MHA-MU OF M SOURCES DEV		I PERSONNEL	(A, I, C)	MS-00219-0501	43
	FEDERAL	HEW-PHS-MHA-MU OF M SOURCES DEV		I PERSONNEL	(A, I, C)	MS-00219-0501	44
	FEDERAL	HEW-PHS-MHA-MU OF M SOURCES DEV		I PERSONNEL	(A, I, C)	MS-00219-0501	58
	FEDERAL	HEW-PHS-MHA-MU OF M SOURCES DEV		I PERSONNEL	(A, I, C)	MS-00219-0522	22
	FEDERAL	HEW-PHS-MHA-MU OF M SOURCES DEV		II FACILITIES	(A, I, C)	MS-00219-0506	25
	FEDERAL	HEW-PHS-MHA-MU OF M SOURCES DEV		II FACILITIES	(A, I, C)	MS-00219-0505	24
	FEDERAL	HEW-PHS-MHA-MU OF M SOURCES DEV		II FACILITIES	(A, I, C)	MS-00219-0501	11
	FEDERAL	HEW-PHS-MHA-MU OF M SOURCES DEV		II FACILITIES	(A, I, C)	MS-00219-0514	24
	FEDERAL	HEW-PHS-MHA-MU OF M SOURCES DEV		III ORGANIZATION AND ADJ	(A, I, C)	MS-00219-0501	37
	FEDERAL	HEW-PHS-MHA-MU OF M SOURCES DEV		III ORGANIZATION AND ADJ	(A, I, C)	MS-00219-0525	31



APPENDIX C-3  
HEW IDENTIFIED PROJECTS -  
BY SUBJECT CATEGORY, BY FUNDING SOURCE/NAME

**APPENDIX C-3 HEW IDENTIFIED  
PROJECTS - BY SUBJECT CATEGORY, BY FUNDING SOURCE/NAME**

DOC ACC NO	TYPE	NAME	FUNDING SOURCE	ST	SUBJECT CATEGORIES	SUB CAT	ACCESS NUMBER	CONF NO-
	FEDERAL	HEW-PHS-MRA-BU OF H SFRS MES			I PERSONNEL	(A.1.A)	MS-00471-0510	26
	FEDERAL	HEW-PHS-MRA-HU OF H SFRS MES			I PERSONNEL	(A.1.A)	MS-00239-0524	27
	FEDERAL	HEW-PHS-MRA-BU OF H SFRS MES			I PERSONNEL	(A.1.B)	AM-24351-00	01
	FEDERAL	HEW-PHS-MRA-HU OF H SFRS MES			I PERSONNEL	(A.1.B)	MM-00016-01	55
	FEDERAL	HEW-PHS-MRA-HU OF H SFRS MES			I PERSONNEL	(A.1.C)	MS-01331-01	18
	FEDERAL	HEW-PHS-MRA-HU OF H SFRS MES			I PERSONNEL	(A.1.C)	MS-00886-02	43
	FEDERAL	HEW-PHS-MRA-HU OF H SFRS MES			I PERSONNEL	(A.1.C)	MS-00885-02	44
	FEDERAL	HEW-PHS-MRA-HU OF H SFRS MES			I PERSONNEL	(A.1.C)	MS-00885-02	44
	FEDERAL	HEW-PHS-ADA-MHA-MENTAL H			I PERSONNEL	(A.1.C)	MS-00885-02	44
	FEDERAL	HEW-PHS-MRA-BU OF H SFRS MES			I PERSONNEL	(A.1.B)	MS-16614-03	59
	FEDERAL	HEW-PHS-MRA-BU OF H SFRS MES			I PERSONNEL	(E.5)	MS-00239-0522	22
	FEDERAL	HEW-PHS-MRA-BU OF H SFRS MES			II FACILITIES	(A.1)	MS-00239-0506	25
	FEDERAL	HEW-PHS-MRA-HU OF H SFRS MES			II FACILITIES	(A.1)	MS-00239-0505	28
	FEDERAL	HEW-PHS-MRA-HU OF H SFRS MES			II FACILITIES	(A.1.C)	MS-01102-01	11
	FEDERAL	HEW-PHS-MRA-HU OF H SFRS MES			II FACILITIES	(A.1.C)	MS-00239-0509	24
	FEDERAL	HEW-PHS-MRA-HU OF H SFRS MES			II FACILITIES	(A.1.C)	MS-23440-00	36
	FEDERAL	HEW-PHS-MRA-HU OF H SFRS MES			II FACILITIES	(H)	MS-03352-0528	61
	FEDERAL	HEW-PHS-MRA-HU OF H SFRS MES			II FACILITIES	(A.1.C)	MS-14854-05	19
	FEDERAL	HEW-PHS-ADA-MHA-MENTAL H			II FACILITIES	(A.1.C)	MS-21351-01	51
	FEDERAL	HEW-PHS-ADA-MHA-DRUG ABUSE			II FACILITIES	(U)	DA-00172-02	39
	FEDERAL	HEW-PHS-MRA-BU OF H SFRS MES			II FACILITIES	(E.1)	PT-34057-00	46
	FEDERAL	HEW-PHS-MRA-HU OF H SFRS MES			II FACILITIES	(E.4)	MS-01134-02	32
	FEDERAL	HEW-PHS-ADA-MHA-ALC A-USE+ALCSM			II FACILITIES	(E.5)	AG-01155-01	02
	FEDERAL	HEW-PHS-ADA-MHA-ALC A-USE+ALCSM			II FACILITIES	(E.5)	AA-00844-01	05

Appendix C-3 HEW Identified Projects - By  
Subject Category, By Funding Source/Name (Continued)

DOC ACC NO	TYPE	NAME	FUNDING SOURCE	ST	SUBJECT CATEGORIES	SUB CAT	ACCESS NUMBER	GNFL NO.
	FEDERAL	HEW-PHS-ADA-MHA-ALC A-USE-ALCSM			II FACILITIES	(E.5)	AA-01172-01	06
	FEDERAL	HEW-PHS-ADA-MHA-ALC A-USE-ALCSM			II FACILITIES	(E.5)	AA-00100-01	07
	FEDERAL	HEW-PHS-ADA-MHA-ALC A-USE-ALCSM			II FACILITIES	(E.5)	AA-00910-01	08
	FEDERAL	HEW-PHS-ADA-MHA-ALC A-USE-ALCSM			II FACILITIES	(E.5)	AA-00972-02	10
	FEDERAL	HEW-PHS-ADA-MHA-ALC A-USE-ALCSM			II FACILITIES	(E.5)	AA-00053-01	15
	FEDERAL	HEW-PHS-ADA-MHA-ALC A-USE-ALCSM			II FACILITIES	(E.5)	AA-00972-01	38
	FEDERAL	HEW-PHS-ADA-MHA-ALC A-USE-ALCSM			II FACILITIES	(E.5)	AA-00905-01	47
	FEDERAL	HEW-PHS-ADA-MHA-ALC A-USE-ALCSM			II FACILITIES	(E.5)	AA-00457-02	52
	FEDERAL	HEW-PHS-ADA-MHA-ALC A-USE-ALCSM			II FACILITIES	(E.5)	AA-00017-01	60
	FEDERAL	HEW-PHS-NIM-NI CHILD P • HUMAN DEV			II FACILITIES	(E.5)	MI-07039-01	57
	FEDERAL	HEW-PHS-ADA-MHA-MENTAL H			III ORGANIZATION AND ADM.	(A)	MM-34034-00	50
	FEDERAL	HEW-PHS-HRA-HU OF H SRVS MES			III ORGANIZATION AND ADM.	(A)	MS-06471-0514	29
	FEDERAL	HEW-PHS-HRA-HU OF H SRVS MES			III ORGANIZATION AND ADM.	(A.1.0)	MS-01074-01	37
	FEDERAL	HEW-PHS-HRA-HU OF H SRVS MES			III ORGANIZATION AND ADM.	(A.1.0)	MS-00230-0525	31
	FEDERAL	HEW-PHS-HRA-HU OF H SRVS MES			III ORGANIZATION AND ADM.	(D)	MS-01000-01	12
	FEDERAL	HEW-PHS-HRA-HU OF H SRVS MES			III ORGANIZATION AND ADM.	(D)	MS-00239-0517	30
	FEDERAL	HEW-PHS-ADA-MHA-MENTAL H			IV EVALUATION AND QUALITY	(A.2)	MM-15900-05	17
	FEDERAL	HEW-PHS-ADA-MHA-MENTAL H			IV EVALUATION AND QUALITY	(A.2.H)	MM-16974-03	56
	FEDERAL	HEW-PHS-HRA-HU OF H RESOURCES DEV			IV EVALUATION AND QUALITY	(A.1.A)	MM-00011-01	09
	FEDERAL	HEW-PHS-ADA-MHA-MENTAL H			IV EVALUATION AND QUALITY	(D)	MM-19222-02	45
	FEDERAL	HEW-PHS-ADA-MHA-MENTAL H			VI ECONOMIC/COST/FINANCING	(A)	MM-22511-01	16
	FEDERAL	HEW-PHS-NIM-NI CHILD P • HUMAN DEV			VII SOCIAL BEHAVIOR ASPECTS	(E)	MI-07442-01	13
	FEDERAL	HEW-PHS-NIM-NI CHILD P • HUMAN DEV			VII SOCIAL BEHAVIOR ASPECTS	(E)	MI-07244-01	5
							-2-	3





APPENDIX C-4

HEW IDENTIFIED PROJECTS - BY PROJECT NUMBER

0252

APPENDIX C-4 HEW IDENTIFIED PROJECTS - BY PROJECT NUMBER

DOC ACC NO	FUNDING SOURCE	NAME	ST	SUBJECT CATEGORIES	NO. CAT	ACCESS NUMBER	CALL NO.
	FEDERAL	HEW-PMS-HWA-HU OF H M SOURCE'S DEV		I PERSONNEL	(A, I, S)	MS-01111-01	01
	FEDERAL	HEW-PMS-ADA-MHA-ALC A-USE-ALCSM		II FACILITIES	(E, S)	MS-01111-01	02
	FEDERAL	HEW-PMS-MHA-HU OF H SWS RES		X TECHNOLOGY	(A)	MS-01111-022	03
	FEDERAL	HEW-PMS-MHA-HU OF H SWS RES		X TECHNOLOGY	(A)	MS-01111-0204	04
	FEDERAL	HEW-PMS-AIA-MHA-ALC A-USE-ALCSM		II FACILITIES	(E, S)	MS-01111-01	05
	FEDERAL	HEW-PMS-ADA-MHA-ALC A-USE-ALCSM		II FACILITIES	(E, S)	MS-01111-01	06
	FEDERAL	HEW-PMS-ADA-MHA-ALC A-USE-ALCSM		II FACILITIES	(E, S)	MS-01111-01	07
	FEDERAL	HEW-PMS-ADA-MHA-ALC A-USE-ALCSM		II FACILITIES	(E, S)	MS-01111-01	08
	FEDERAL	HEW-PMS-MHA-HU OF H SOURCE'S DEV		IV EVALUATION AND QUALITY	(E, S)	MS-01111-01	09
	FEDERAL	HEW-PMS-ADA-MHA-ALC A-USE-ALCSM		II FACILITIES	(E, S)	MS-01111-02	10
	FEDERAL	HEW-PMS-MHA-HU OF H SWS RES		II FACILITIES	(A, I, C)	MS-01111-01	11
	FEDERAL	HEW-PMS-MHA-HU OF H SWS RES		III ORGANIZATION AND QUALITY	(E)	MS-01111-01	12
	FEDERAL	HEW-PMS-NJ-M-N] CHILD N. HUMAN DEV		VII SOCIAL RESEARCH SUBJECTS	(E)	MS-17001-01	13
	FEDERAL	HEW-PMS-ADA-MHA-MENTAL H		AI RESEARCH AND EVALUATION	(E)	MS-19000-02	14
	FEDERAL	HEW-PMS-ADA-MHA-ALC A-USE-ALCSM		II FACILITIES	(E, S)	MS-00011-01	15
	FEDERAL	HEW-PMS-AIA-MHA-MENTAL H		VI ECONOMIC/CONSUMER INTERESTS	(S)	MS-2211-01	16
	FEDERAL	HEW-PMS-ADA-MHA-MENTAL H		IV EVALUATION AND QUALITY	(E, S)	MS-19000-05	17
	FEDERAL	HEW-PMS-MHA-HU OF H SWS RES		I PERSONNEL	(A, I, C)	MS-01111-01	18
	FEDERAL	HEW-PMS-ADA-MHA-MENTAL H		II FACILITIES	(E, I, C)	MS-19000-05	19
	FEDERAL	HEW-PMS-MHA-HU OF H SWS RES		X TECHNOLOGY	(A)	MS-01111-02	20
	FEDERAL	HEW-PMS-MHA-HU OF H SWS RES		X TECHNOLOGY	(A)	MS-01111-01	21
	FEDERAL	HEW-PMS-MHA-HU OF H SWS RES		I PERSONNEL	(E, S)	MS-00211-0522	22
	FEDERAL	HEW-PMS-MHA-HU OF H SWS RES		VII SOCIAL RESEARCH SUBJECTS	(A)	MS-00231-0516	23

Appendix C-4 HEW Identified Projects - By Project Number (Continued)

ACC NO	TYPE	NAME	ELIGIBILITY SOURCES	ST	SUBJECT CATEGORIES	SUB CAT	ACCESS NUMBER	CNTL NO-
	FEDERAL	HEW-PHS-HRA-BU OF H SFRS MES			III ORGANIZATION AND ADM.	(D)	HS-00239-0517	30
	FEDERAL	HEW-PHS-HRA-BU OF H SEMS MES			I PERSONNEL	(E.5)	HS-00239-0522	22
	FEDERAL	HEW-PHS-HRA-BU OF H SFMS MES			I PERSONNEL	(A.1.A)	HS-00239-0524	27
	FEDERAL	HEW-PHS-HRA-BU OF H SFMS MES			III ORGANIZATION AND ADM.	(A.1.G)	HS-00239-0525	31
	FEDERAL	HEW-PHS-HRA-BU OF H SFMS MES			I PERSONNEL	(A.1.A)	HS-00471-0510	26
	FEDERAL	HEW-PHS-HRA-BU OF H SFMS MES			III ORGANIZATION AND ADM.	(A)	HS-00471-0514	29
	FEDERAL	HEW-PHS-HRA-BU OF H SFMS MES			I PERSONNEL	(A.1.C)	HS-00649-02	58
	FEDERAL	HEW-PHS-HRA-BU OF H SFMS MES			VIII PHARMACY RELA. RESEARCH		HS-00872-02	40
	FEDERAL	HEW-PHS-HRA-BU OF H SFMS MES			I PERSONNEL	(A.1.C)	HS-00885-02	44
	FEDERAL	HEW-PHS-HRA-BU OF H SFMS MES			I PERSONNEL	(A.1.C)	HS-00886-02	43
	FEDERAL	HEW-PHS-HRA-BU OF H SFMS MES			X TECHNOLOGY	(A)	HS-00964-02	4A
	FEDERAL	HEW-PHS-HRA-BU OF H SFMS MES			X TECHNOLOGY	(A)	HS-00965-02	20
	FEDERAL	HEW-PHS-HRA-BU OF H SFMS MES			X TECHNOLOGY	(A)	HS-00980-0202	03
	FEDERAL	HEW-PHS-HRA-BU OF H SFMS MES			X TECHNOLOGY	(A)	HS-01053-0204	04
	FEDERAL	HEW-PHS-HRA-BU OF H SFMS MES			III ORGANIZATION AND ADM.	(A.1.D)	HS-01086-01	37
	FEDERAL	HEW-PHS-HRA-BU OF H SFMS MES			III ORGANIZATION AND ADM.	(D)	HS-01099-01	12
	FEDERAL	HEW-PHS-HRA-BU OF H SFMS MES			II FACILITIES	(A.1.C)	HS-01102-01	11
	FEDERAL	HEW-PHS-HRA-BU OF H SFMS MES			X TECHNOLOGY	(A)	HS-01132-01	34
	FEDERAL	HEW-PHS-HRA-BU OF H SFMS MES			II FACILITIES	(E.6)	HS-01134-02	32
	FEDERAL	HEW-PHS-HRA-BU OF H SFMS MES			X TECHNOLOGY	(A)	HS-01293-01	21
	FEDERAL	HEW-PHS-HRA-BU OF H SFMS MES			I PERSONNEL	(A.1.C)	HS-01333-01	18
	FEDERAL	HEW-PHS-N[4-NLM			X TECHNOLOGY	(C)	LM-14719-03	41
	FEDERAL	HEW-PHS-HRA-BU OF H MF SOURCES DEV			IV EVALUATION AND QUALITY	(B.1.A)	MS-00011-01	09



APPENDIX C-5  
HEW IDENTIFIED PROJECTS - BY CONTROL NUMBER

0256

APPENDIX C-5 HEW IDENTIFIED PROJECTS - BY CONTROL NUMBER

DOC ACC NO	TYPE	NAME	ST	SUBJECT CATEGORIES	SIP CAT	ACCESS NUMBER	CTRL NO-
	FEDERAL	HEW-PHS-ADA-MHA-ALC A-USE-AI CSM		II FACILITIES	(6,5)	AA-00044-01	15
	FEDERAL	HEW-PHS-AJA-MHA-ALC A-USE-AI CSM		II FACILITIES	(6,5)	AA-00144-01	07
	FEDERAL	HEW-PHS-AJA-MHA-ALC A-USE-AI CSM		IX UNIFORM PROGRAMS	(6)	AA-00174-01	35
	FEDERAL	HEW-PHS-AJA-MHA-ALC A-USE-AI CSM		II FACILITIES	(6,5)	AA-00444-02	10
	FEDERAL	HEW-PHS-ADA-MHA-ALC A-USE-AI CSM		II FACILITIES	(6,5)	AA-00454-02	52
	FEDERAL	HEW-PHS-ADA-MHA-ALC A-USE-AI CSM		II FACILITIES	(6,5)	AA-00504-01	47
	FEDERAL	HEW-PHS-ADA-MHA-ALC A-USE-AI CSM		II FACILITIES	(6,5)	AA-00614-01	60
	FEDERAL	HEW-PHS-ADA-MHA-ALC A-USE-AI CSM		II FACILITIES	(6,5)	AA-00644-01	05
	FEDERAL	HEW-PHS-AJA-MHA-ALC A-USE-AI CSM		II FACILITIES	(6,5)	AA-00744-01	04
	FEDERAL	HEW-PHS-AJA-MHA-ALC A-USE-AI CSM		II FACILITIES	(6,5)	AA-00754-01	34
	FEDERAL	HEW-PHS-ADA-MHA-ALC A-USE-AI CSM		IX UNIFORM PROGRAMS	(6)	AA-01044-01	44
	FEDERAL	HEW-PHS-ADA-MHA-ALC A-USE-AI CSM		II FACILITIES	(6,5)	AA-01144-01	02
	FEDERAL	HEW-PHS-ADA-MHA-ALC A-USE-AI CSM		II FACILITIES	(6,5)	AA-01174-01	04
	FEDERAL	HEW-PHS-MHA-HU OF M RESOURCES DEV		I PERSONAL	(6,1,6)	AA-01444-00	01
	FEDERAL	HEW-PHS-ADA-MHA-IMPUS HOUSE		II FACILITIES	(6)	AA-00172-02	34
	FEDERAL	HEW-PHS-NI-MNI CHILD " + MURAN DEV		II FACILITIES	(6)	AA-03344-0424	61
	FEDERAL	HEW-PHS-NI-MNI CHILD " + MURAN DEV		II FACILITIES	(6,5)	AA-07034-01	57
	FEDERAL	HEW-PHS-NI-MNI CHILD " + MURAN DEV		VII SOCIAL RESEARCH ASPECTS	(6)	AA-07244-01	53
	FEDERAL	HEW-PHS-NI-MNI CHILD " + MURAN DEV		VII SOCIAL RESEARCH ASPECTS	(6)	AA-07644-01	13
	FEDERAL	HEW-PHS-MHA-HU OF M SPS RES		II FACILITIES	(6,1)	AA-00244-0305	24
	FEDERAL	HEW-PHS-MHA-HU OF M SPS RES		II FACILITIES	(6,1)	AA-00244-0306	25
	FEDERAL	HEW-PHS-MHA-HU OF M SPS RES		II FACILITIES	(6,1,6)	AA-00244-0304	24
	FEDERAL	HEW-PHS-MHA-HU OF M SPS RES		VII SOCIAL RESEARCH ASPECTS	(6)	AA-00244-0316	23

Appendix C-5 HEW Identified Projects - By Control Number (Continued)

DOC ACC NO	TYPE	NAME	FUNDING SOURCES	ST	SUBJECT CATEGORIES	SUB CAT	ACCESS NUMBER	CNHL NO.
	FEDERAL	HEW-PHS-MHA-HU OF M SPS MES			II FACILITIES	(A.1.C)	MS-00233-0509	24
	FEDERAL	HEW-PHS-MHA-HU OF M SPS MES			II FACILITIES	(A.1)	MS-00239-0506	25
	FEDERAL	HEW-PHS-MHA-HU OF M SPS MES			I PERSONNEL	(A.1.A)	MS-00471-0510	26
	FEDERAL	HEW-PHS-MHA-HU OF M SPS MES			I PERSONNEL	(A.1.A)	MS-00233-0524	27
	FEDERAL	HEW-PHS-MHA-HU OF M SPS MES			II FACILITIES	(A.1)	MS-00239-0505	28
	FEDERAL	HEW-PHS-MHA-HU OF M SPS MES			III ORGANIZATION AND ADMS	(A)	MS-00471-0514	29
	FEDERAL	HEW-PHS-MHA-HU OF M SPS MES			III ORGANIZATION AND ADMS	(U)	MS-00233-0517	30
	FEDERAL	HEW-PHS-MHA-HU OF M SPS MES			III ORGANIZATION AND ADMS	(A.1.B)	MS-00239-0525	31
	FEDERAL	HEW-PHS-MHA-HU OF M SPS MES			II FACILITIES	(A.4)	MS-01134-02	32
	FEDERAL	HEW-PHS-ADA-MHA-MENTAL M			VII SOCIAL REHABILITATION ASPECTS	(A.2)	MS-22494-01	33
	FEDERAL	HEW-PHS-MHA-HU OF M SPS MES			X TECHNOLOGY	(A)	MS-01132-01	34
	FEDERAL	HEW-PHS-ADA-MHA-ALC ALIEN-AT CSM			IX VULNERABILITY	(C)	AA-00172-01	35
	FEDERAL	HEW-PHS-MHA-HU OF M SPS MES			II FACILITIES	(A.3.C)	MI-23440-00	36
	FEDERAL	HEW-PHS-MHA-HU OF M SPS MES			III ORGANIZATION AND ADMS	(A.1.B)	MS-01044-01	37
	FEDERAL	HEW-PHS-ADA-MHA-ALC ALIEN-AT CSM			II FACILITIES	(A.5)	AA-00932-01	38
	FEDERAL	HEW-PHS-ADA-MHA-ALC ALIEN-AT CSM			II FACILITIES	(C)	MA-00172-02	39
	FEDERAL	HEW-PHS-MHA-HU OF M SPS MES			VIII PHARMACY REL. RESEARCH		MS-00472-02	40
	FEDERAL	HEW-PHS-NIM-NLM			X TECHNOLOGY	(C)	LA-14719-03	41
	FEDERAL	HEW-PHS-MHA-HU OF M SPS MES			VII SOCIAL REHABILITATION ASPECTS	(C)	MS-34074-00	42
	FEDERAL	HEW-PHS-MHA-HU OF M SPS MES			I PERSONNEL	(A.1.C)	MS-00444-02	43
	FEDERAL	HEW-PHS-MHA-HU OF M SPS MES			I PERSONNEL	(A.1.C)	MS-00444-02	44
	FEDERAL	HEW-PHS-ADA-MHA-MENTAL M			IV EVALUATION AND TRIALITY	(D)	MM-19222-02	45
	FEDERAL	HEW-PHS-MHA-HU OF M SPS MES			II FACILITIES	(A.1)	PS-34074-00	46





**APPENDIX D-1**  
**SIE IDENTIFIED PROJECTS - BY TITLE**

**0260**

APPENDIX D-1 SIE IDENTIFIED PROJECTS - BY TITLE

<u>Control Number</u>	<u>Project Data</u>
S01	Bultena, G. L., and Powers, E. A. "Adaptations to Aging in Small Towns." Iowa State University, AES, Beardshear Hall, Ames, IA 50010. (GY 57914 3)
S02	Wessen, A. F. "Affiliation with Providers and Use of Medical Care." Brown University, Graduate School, Providence, RI 02912. (IHS 1241 2)
S03	Tobin, K. N. "Alcohol Program for Migrants and Farm Workers." Program Funding, Inc., 375 Stone Road, Rochester, NY 14614. (1AA 1482 1)
S04	Adams, W. A. "Alcoholic Guidance Service." Progressive Community Club, Inc., 200 E. Main St., Abington, VA 24210. (1AA 720 2)
S05	Moore, T. E. "Alcoholism Rehabilitation Services." Coosa Elmore Community Action Commission, P. O. Drawer H, Wetumpka, AL 36092. (1AA 80 2)
S06	Roan, C. C. "Arizona Community Studies Pesticide Project." University of Arizona, AES, Tucson, AZ 85721. (GY 28237 5)
S07	Gelfand, H. M., Northrop, R. L., Chen, E. H., Johnson, B. C., and Wolff, A. H. "Association of Leukemia with Agricultural Occupation." University of Illinois, School of Public Health, Box 4348, Chicago, IL 60680. (1OH 525 1)
S08	Knoblauch, R. L., and Berger, W. G. "Causative Factors and Countermeasures for Rural Pedestrian Accidents." Biotechnology, Inc., 3027 Rosemary Lane, Falls Church, VA (GB 232702)
S09	Research Foundation for Mental Hygiene, "Changes in Patterns of Use of State Mental Hospitals and Other Mental Health Services." 44 Holland Ave., Albany, NY 12208. (1MZ 666 1)
S10	Williams, T. F., Fairbank, M. E., Izzo, A. J., and Hill, J. G. "Clinical and Cost Benefits of the Evaluation Unit." Regional Health Planning Council, 311 Alexander St., Rochester, NY 14604. (2GX 625 4)
S11	Wolfe, H. "Clinical Investigations Related to Field Exposure." EPA, National Environmental Research Center, P. O. Box 12055, Durham, NC 27711. (AO 18317 1)

SIE Identified Projects - By Title (Continued)

<u>Control Number</u>	<u>Project Data</u>
S12	Fleshman, R. P., Kelleher, C., and Brodnax, S. "Commune Health Education Project." University of California, School of Nursing, 551 Parnassus Ave., San Francisco, CA 94122. (3GX 141 4)
S13	Frambach, R. M., Powell, M., Sankey, W., Cherry, M. L., and Porterfield, M. F. "Community Alcoholism Rehabilitation and Education." Montgomery Area Mental Health Authority, 750 Washington Ave., Montgomery, AL 36104. (IAA 1042 1)
S14	Arceneaux, J. L. "Community Alcoholism Services Poverty Program." Jefferson Davis Community Action, Inc., Box 1106, Jennings, LA 70546. (IAA 651 1)
S15	Tesseneer, R. A., Staton, E. E., Dougherty, J. A., and Conner, S. B. "Community Mental Health Workers Demonstration Project." State Mental Health Manpower Commission and Kentucky State University, Louisville, KY 40222. (1MH 16420 4)
S16	Seattle King County Community Action Agency, "Comprehensive Health Care for Urban and Rural Areas - Transportation and Outreach Workers Program." Benton, WA. (GB 221622)
S17	East Central Community for Opportunity, Inc., "Comprehensive Health Services." Central Administration Building, Mayfield, GA 31059. (GTB 1431)
S18	Silva, R. J. "Comprehensive Rural Alcoholism Program." Comprehend, Inc., 2nd Street, Maysville, KY 41056. (IAA 1619 1)
S19	University of California, Graduate School, "Conditions which Influence Availability of Ambulatory Care in American Communities." 405 Hilgard Ave., Los Angeles, CA 90024. (AU 737)
S20	Thiede, Henry A., Meglen, M. C., and Levy, M. "Cost-Effect-Potential of a New MIC Health Care Team." University of Mississippi, School of Medicine, 2500 N. State St., Jackson, MS 39216. (IHS 58E 4)
S21	May, J. R. "Criteria for Agriculture Safety and Health Standards." HEW/PHS/HSMHA, Rockville, MD. (AM 257)
S22	Pitchford, Martin K., Anderson, L. M., Kilty, K., Cregan, K., Lemoncelli, J., and Sember, F. "Demonstration Prevention Outreach Training Program." Marywood College, School of Social Work, 23400 Adams Ave., Scranton, PA 18509. (1MH 23307 3)

SIE Identified Projects - By Title (Continued)

<u>Control Number</u>	<u>Project Data</u>
S23	Pettibone, Timothy J., Nafziger, D. H., Leitka, E., Jiminez, E., Croft, D. B., and Lee, L. B. "Dental Health Care Models of Southwest Cultures." New Mexico State University, Las Cruces, NM 88001. (1DH 211 2)
S24	Wake Forest University, School of Medicine, "Develop a Unified System of Regional Health Care Delivery for Forsyth County." Reynolda Station, Box 7323, Winston Salem, NC 27103. (PN 253)
S25	East Kentucky Health Service Center, Inc., "Developing New Primary Care Practice Systems." Hindman, KY 41822. (AV 726)
S26	Action Priorities, Inc., "Development and Testing of a Model Rural Drug Education Program." 154 W. 57th St., Studio 847, New York, NY 10019. (1MZ 833 1)
S27	Martinez Health Center, Inc., "Development of a Union-Sponsored Rural Prepaid Group Practice Plan." Martinez, CA 94553. (AS 541)
S28	East Kentucky Health Service Center, Inc., "Development of Community-Based Primary Care Practice in Rural Appalachia." Hindman, KY 41822. (AS 562 1)
S29	Logan, E. W., Liebman, J. S., Schoenberger, J. A., Eckenfels, E. J., and Frate, D. A. "Ecology of Migrant Peoples - Mississippi." Milton Olive 3rd Memorial Corporation, 434 5th St., Lexington, MS 39095. (1HS 422 5 1)
S30	Community Health Clinic, Inc., "Effective Utilization of Nurses." Nampa, ID 83652. (PKG 113 1)
S31	Kvasnikoff, V. "English Bay Community Center." English Bay Village Council, English Bay, AK 99603. (1AA 1087 1)
S32	Wolfe, H. "Evaluation of Effectiveness of Protective Clothing, Respirators, etc., for Protection Against Pesticides." EPA, National Environmental Research Center, P. O. Box 12055, Durham, NC 27711. (AO 18319 1)
S33	National Planning Association, "Evaluation of Foundation Student-Aid Program for Women, Minority Group and Rural Medical Students." 1606 New Hampshire Ave., NW, Washington, DC 20009. (AV 741)

SIE Identified Projects - By Title (Continued)

<u>Control Number</u>	<u>Project Data</u>
S34	Wilson, W. J., Jones, E. O., Chambers, W. A., Harned, R. K., Nagy, G., Dobry, C. A., Roskoski, K. T., and Klintberg, I. G. "Evaluation of Remote Radiographic Communications." University of Nebraska, School of Medicine, 42nd and Dewey Aves., Omaha, NB 68105. (IHS 1210 2)
S35	Bashur, R. "Evaluation of the Application of Interactive T.V. to the Provision of Health Care Services in a Rural Setting." University of Michigan, School of Public Health, Ann Arbor, MI 48104. (GSQ 834)
S36	Meharry Medical School, "Expansion of Urban and Rural Health Operations (ABBREV)." 1005 18th Ave., N., Nashville, TN 37208. (AP 381)
S37	Utah VAL. Latter Day Saints Hospital, "Experiment to Develop Health Care Delivery Systems in Rural Utah." 1034 N. 5th St., W., Provo, UT 84601. (AS 559 1)
S38	Respass, J. C., Wilhelm, M. C., Reid, R. A., O'Brien, W. M., Carey, R. M., and Miller, C. W. "Experimental Medical Care Review Organization." Albermarle County Medical Society, Charlottesville, VA. (IHS 808 4)
S39	Miller, F. T., Bentz, W. K., Edgerton, J. W., Hollister, W. G., Aponte, J. F., Hallman, M., and Patterson, E. "Feasibility Study of a Rural Mental Health Service." University of North Carolina, School of Medicine, Manning Drive, Chapel Hill, NC 27514. (1MH 16515 3 1)
S40	Davis, A. C., McCann, G. C., Clifford, W. B., Mustian, R. D., and Tobin, P. L. "Fertility Behavior in a Tri-Racial Low-Income County." University of North Carolina, School of Liberal Arts, Raleigh, NC 27607. (1HD 5321 2)
S41	Curran, W. E. "Ft. Yuma Council on Alcoholism and Drug Abuse." Quechan Tribal Council, P. O. Box 890, Yuma, AZ 85364. (1AA 798 2)
S42	Fitzwilliams, J. "The Health Status and Health Care Needs of the Rural Population." USDA, ERS, Washington, DC 20250. (GY 22629 1)
S43	Mazer, M. "Human Predicaments and Human Services." Martha's Vineyard Community Service, Box 486, Vineyard Haven, MA 02568. (1MH 21811 1)

SIE Identified Projects - By Title (Continued)

<u>Control Number</u>	<u>Project Data</u>
S44	Baumgartner, R. Paul, Moody, P. M., Scrak, M. J., Solomon, D. K., Briscoe, Max E., Billups, N. F., and Gurley, J. N. "An Improved Utilization of the Outpatient Pharmacist." Appalachian Regional Hospitals, Inc., 1220 Harrodsburg Rd., Lexington, KY 40503. (1HS 635 2)
S45	Vanderbilt University, School of Medicine, "Improvement of Health Care with Special Emphasis upon Problems Encountered in Rural Settings." 21st Ave., S., Nashville, TN 37203. (PN 249)
S46	Villarreal, O. L. "Interstate Migrant Human Development Project." Texas Migrant Council, Inc., 2220 Station Ursula, Laredo, TX 78040. (GJE 167)
S47	Deasy, Leila C., Steele, Carolyn I., and Brown, C. I. "Legislative Change and Rural/Urban Mental Health Delivery Systems." Florida State University, School of Social Welfare, Tallahassee, FL 32306. (1MH 22808 2)
S48	Gravenstein, J. S. "Link to a Remote Hospital." Case Western Reserve University, School of Medicine, 2109 Adelbert Rd., Cleveland, OH 44106. (BA 1271)
S49	Wolfe, H. "Measurement of Exposure Under Field Conditions." EPA, National Environmental Research Center, P. O. Box 12055, Durham, NC 27711. (AO 18316 1)
S50	Stam, J. M. "Measurement of State and Local Government Facilities, Services and Finances." USDA, ERS, Washington, DC 20250. (GY 20085 3)
S51	Virginia Department of Mental Health, "Mental Health Manpower Development in Virginia." P. O. Box 1797, Richmond, VA 23214. (1MZ 853 1)
S52	Butynski, W., Rogers, A. B., Nuquist, A. S., Chaffee, R., Gold, S. M., McGuire, B. J., Powell, R., and Zimmerman, E. M. "Mobilization of Vermont Resources for Drug Education." State Drug Rehabilitation Commission, Waterbury, VT 05676. (1DA 163 3)
S53	LeCompte, G., McCord, T. J., Thayne, R., Volo, A., O'Brien, J. J., Futch, E., and Gewacke, M. "Model for Urban/Rural Mental Health System." NY, PA Health Management Corporation, 19 Chenango St., Room 306, Binghamton, NY 13902. (1MH 23699 2)

SIE Identified Projects - By Title (Continued)

<u>Control Number</u>	<u>Project Data</u>
S54	Utah VAL. Latter Day Saints Hospital, "Network of Rural Health Clinics." 1034 N. 5th St. W., Provo, UT 84601. (AP 315)
S55	Goldsmith, G. A., Cherry, F. F., and Smith, J. L. "Nutrition in Pregnancy and Early Childhood." Tulane University of Louisiana, School of Public Health, 1430 Tulane Ave., New Orleans, LA 70118. (1HD 3692 5)
S56	Milby, T. H., Spear, R. C., Wei, E. T., and Jenkins, D. "Occupational Exposure to Organophosphorous Compounds." University of California, School of Public Health, Berkeley, CA 94720. (1OH 368 3 1)
S57	Shama, S. K. "An Occupational Health T.V. Clinic for Agricultural Areas." HEW/PHS, 1410 Broadway, Cincinnati, OH 45202. (AI 990 1)
S58	Texas Department of Mental Health, "Outreach Program of Genetic Counseling Services to Rural Areas -- Genetic Causes of Certain Types of Mental Retardation." Denton, TX 65201. (AS 586)
S59	Carman, R. S. "Patterns of Alcohol Use in Rural Communities." University of Wyoming, School of Arts, P. O. Box 3435, University Station, Laramie, WY 82070. (IAA 622 1)
S60	Davies, J. E., and Furham, W. F. "Pesticide Epidemiological Field Studies." University of Miami, School of Medicine, 1600 N. W. 10th Ave., Miami, FL 33124. (GMA 1677)
S61	Medical Care and Research Foundation. "Pilot Program for Rural Health Care." 701 E. Colfax Ave., Denver, CO 80203. (AP 414)
S62	Dartmouth College, School of Medicine, "Planning Project on Rural Health Care." P. O. Box 833, Hanover, NH 03755. (AP 294)
S63	Miller, K. S., Grigg, C., Imershein, A., and Kaplan, H. "Preventive Activities in Community Mental Health Centers." Florida State University, School of Arts, Tallahassee, FL 32306. (1MH 23646 2)
S64	Isaacs, Gertrude, Westover, H. J., Wasson, A. A., Gilbert, E. F., Lee, M., Westover, A., and Damman, N. "Primex - Family Nurse Training Program in Rural Areas." Frontier Nursing Service, Inc., Wendover, KY 41775. (1HS 885 3)

SIE Identified Projects - By Title (Continued)

<u>Control Number</u>	<u>Project Data</u>
S65	University of Florida, School of Medicine, "Programs Developed by Academic Medical Center to Create Group Practices, Improve Medical Care Services on a Regional Basis." J. Hillis Miller Health Center, Gainesville, FL 32601. (AV 727)
S66	Green, G. M. "Pulmonary Disease in a Rural Population." University of Vermont, School of Medicine, 85 S. Prospect St., Burlington, VT 05401. (BC 2062)
S67	Archambo, Judith P. "The Roles of Physician, Parent and Paraprofessional Worker in Comprehensive Rural Intervention Programs." University of Kentucky, School of Medicine, Limestone and Euclid, Lexington, KY 40506. (NKY 20)
S68	Easterlin, R. A., and McInnis, R. M. "Rural Fertility Decline in Northern America." University of Pennsylvania, School of Fine Arts, 203 Logan Hall, Philadelphia, PA 19104. (1HD 5427 3)
S69	University of California, School of Medicine, "Rural Nurse Practitioner Program." Davis, CA 95616. (AP 289)
S70	Petty, L. E. "Services for Problem Drinking Drivers." State Department of Health Services, New Castle, DE 19720. (1AA 462 1)
S71	DOT Office of Environment and Urban Systems. "South Dakota Model Rural Development." Washington, DC (GZO 72)
S72	Chase, H. P. "Student Health Program for the Rural Poor." University of Colorado, School of Medicine, 4200 E. 9th Ave., Denver, CO 80220. (AO 825 1)
S73	Dinsmore, D. M. "Support for Alcoholism Control Program." Utah Alcoholism Foundation, David Keith Building 311, Salt Lake City, UT 84101. (1AA 1047 2)
S74	Bray, Kenneth M., Nance, M. W., and Smith, I. W. "Support for Alcoholism Control Program." Delta Family Services, Inc., 1016 Ludington, Escanaba, MI 49829. (1AA 1155 2)
S75	Dick, D. E. "Systems Analysis of the Delivery of Rehabilitation Services in a Rural Setting." University of Colorado, School of Medicine, 4200 E. 9th Ave., Denver, CO 80220. (GWB 1216)
S76	Dick, D. E. "Systems Analysis of the Delivery of Rehabilitation Services in a Rural Setting." University of Colorado, Medical Rehabilitation Research and Training Center, 4200 E. 9th Ave., Denver, CO 80220. (GWB 1389)



SIE Identified Projects - By Title (Continued)

<u>Control Number</u>	<u>Project Data</u>
S77	Kelley, V. R. "Tipton - A Rural Community Learns to Help Itself." Mid Eastern Iowa Community Mental Health Center, 302 S. Gibert St., Iowa City, IA 52240. (GJE 86 1)
S78	Mississippi Action Community Education. "To Expand Businesses of Rural Blacks and Develop Health and Day Care Programs." 140 S. Green St., Greenville, MS 38701. (QY 2160)
S79	Schnieder, R. D. "Tractor Accident Survey." University of Nebraska, School of Agriculture, Lincoln, NB 68503. (GB 86645 1)
S80	Wakefield, D., Campbell, C., and Overby, E. "Upper Cumberland Rural Regional Coordination." Upper Cumberland Development District, Cookeville, TN 38501. (GTB 1138 1)
S81	Castle, Charles H., Wilson, W. M., Pulsipher, V. L., Temple, A. R., Gilbert, A., Kane, Robert L., Gehmlich, D., Geyman, J., Fisher, D., Potts, R., Herd, R., and Reynolds, L. "Utah Medex Demonstration Program." University of Utah, School of Medicine, 1400 E. 2nd St., Salt Lake City, UT 84112. (IHS 649 2 1)
S82	Henry, D., and Christian, A. "Venetie Alcoholism Service." Venetie Village Council, Venetie, AK 99781. (IAA 868 1)
S83	Holmberg, E. R. "Village of Telida Alcoholism Project." Telida Village Council, Upper Kuskokwim National Association, McGrath, AK 99627. (IAA 1127 1)
S84	Garcia, P. A. "The Work Sample Assessment Technique and its Effect on Chicano Migrant and Seasonal Farm-workers." Interstate Research Associates, 3210 Grace St., N. W., Washington, DC 20007. (AT 740291)

**APPENDIX D-2**

**SIE IDENTIFIED PROJECTS -  
BY FUNDING SOURCE/NAME, BY SUBJECT CATEGORY**

**0269**



Appendix D-2 SIE Identified Projects - By  
Funding Source/Name, By Subject Category (Continued)

DOC ACC NO	TYPE	NAME	FUNDING SOURCE	SUBJECT CATEGORIES	SUB CAT	ACCESS NUMBER	ONLINE NO.
	FEDERAL	HEW-PMS-ADA-MHA-ALC ARUISE-ALCSM		IX UNIQUE PROBLEMS	(E)	1A6-1127-1	83
	FEDERAL	HEW-PMS-ADA-MHA-ALC-ARUISE-ALCSM		II FACILITIES	(E,5)	1A6-720-2	041
	FEDERAL	HEW-PMS-ADA-MHA-DMUG ARUISE		II FACILITIES	(D)	1A6-153-3	52
	FEDERAL	HEW-PMS-ADA-MHA-MENTAL M		II FACILITIES	(A,1,5)	1A6-666-2-1	81
	FEDERAL	HEW-PMS-ADA-MHA-MENTAL M		II FACILITIES	(E,5)	1A6-720-2	042
	FEDERAL	HEW-PMS-ADA-MHA-MENTAL M		II FACILITIES	(E,5)	1A6-80-2	052
	FEDERAL	HEW-PMS-ADA-MHA-MENTAL M		II FACILITIES	(E,5)	1A6-1042-1	13
	FEDERAL	HEW-PMS-ADA-MHA-MENTAL M		II FACILITIES	(E,5)	1A6-23707-3	22
	FEDERAL	HEW-PMS-ADA-MHA-MENTAL M		III ORGANIZATION AND ADV.	(D)	1A6-23444-2	53
	FEDERAL	HEW-PMS-ADA-MHA-MENTAL M		IV EVALUATION AND QUALITY	(A,2,A)	1A6-22408-2	47
	FEDERAL	HEW-PMS-ADA-MHA-MENTAL M		IV EVALUATION AND QUALITY	(A,2,A)	1A6-23446-2	63
	FEDERAL	HEW-PMS-ADA-MHA-MENTAL M		V UTILIZATION OF SERVICES	(2)	1A6-21411-1	43
	FEDERAL	HEW-PMS-ADA-MHA-MENTAL M		V UTILIZATION OF SERVICES	(3,1)	1A7-66A-1	09
	FEDERAL	HEW-PMS-AHA-MHA-MENTAL M		VII SOCIAL BEHAVIOR ASPECTS	(D,2)	1A6-1515-3-1	39
	FEDERAL	HEW-PMS-CTR DIS CONT-:I OS-M		I PERSONNEL	(2)	1A6-525-1	07
	FEDERAL	HEW-PMS-CTR DIS CONT-:I OS-M		IX UNIQUE PROBLEMS	(4)	AA-257	21
	FEDERAL	HEW-PMS-CTR DIS CONT-:I OS-M		IX UNIQUE PROBLEMS	(4)	1A6-364-3-1	56
	FEDERAL	HEW-PMS-CTR DIS CONT-:I OS-M		IX UNIQUE PROBLEMS	(4)	A1-940-1	57
	FEDERAL	HEW-PMS-MHA		II FACILITIES	(D)	3A6-141-4	12
	FEDERAL	HEW-PMS-MHA		II FACILITIES	(E,1)	A0-425-1	72
	FEDERAL	HEW-PMS-MHA-HU OF H SFRS MES		IV EVALUATION AND QUALITY	(A,1,B)	2A6-625-4	10
	FEDERAL	HEW-PMS-MHA-HU OF H SFRS MES		IV EVALUATION AND QUALITY	(4,1)	1A5-804-4	38
A164 A197	FEDERAL	HEW-PMS-MHA-HU OF H SFRS MES		IV EVALUATION AND QUALITY	(C,2)	1A5-588-4	20

Appendix D-2 SIE Identified Projects - By Funding Source/Name, By Subject Category (Continued)

ACC NO	TYPE	NAME	FUNDING SOURCE	SUBJECT CATEGORIES	SUR CAT	ACCESS NUMBER	CNTL ND-
	FEDERAL	HEW-PHS-MRA-RU OF H SFRS RES		IV EVALUATION AND QUALITY	(C.2)	1HS-885-3	64
	FEDERAL	HEW-PHS-MRA-RU OF H SFRS RES		VII SOCIAL BEHAVIOR ASPECTS	(D.1)	1HS-422-5-1	29
	FEDERAL	HEW-PHS-MRA-RU OF H SFRS RES		VII SOCIAL BEHAVIOR ASPECTS	(E.3)	1HS-1241-2	02
R060	FEDERAL	HEW-PHS-MRA-RU OF H SFRS RES		VIII PHARMACY RELAT. RESEARCH		1HS-635-2	44
	FEDERAL	HEW-PHS-MRA-RU OF H SFRS RES		X TECHNOLOGY	(B)	1MS-1210-2	341
	FEDERAL	HEW-PHS-MRA-RU OF H SFRS RES		X TECHNOLOGY	(C)	1MS-1210-2	342
	FEDERAL	HEW-PMS-NIH		VII SOCIAL BEHAVIOR ASPECTS	(O.2)	1MO-5321-2	40
	FEDERAL	HEW-PMS-NIH		IX UNIQUE PROBLEMS	(O.1)	1MO-5427-3	6R
	FEDERAL	HEW-PMS-NIH		IX UNIQUE PROBLEMS	(E)	BC-2062	66
	FEDERAL	HEW-PMS-NIH		X TECHNOLOGY	(H)	HA-1271	4R
	FEDERAL	HEW-PMS-NIH-NI CHILD + HUMAN DEV		IX UNIQUE PROBLEMS	(E)	1MI-3672-5	55
A018 A067	FEDERAL	HEW-PMS-NIH-NI DENTAL RES		VII SOCIAL BEHAVIOR ASPECTS	(O.4)	1MI-211-2	23
	FEDERAL	HEW-SRS-REHAB-SERS ADMIN		IV EVALUATION AND QUALITY	(A.5.6.1)	06841214	75
	FEDERAL	HEW-SRS-REHAB-SERS ADMIN		IV EVALUATION AND QUALITY	(B.5.6.1)	06841343	74
	FEDERAL	NATL SAFETY COUNCIL		IX UNIQUE PROBLEMS	(4)	66666666	74
	FEDERAL	NATL SCIENCE FOUNDATION		X TECHNOLOGY	(C)	USU-834	35
	FEDERAL	DEO		II FACILITIES	(E.2)	61441411	172
	FEDERAL	DEO		III ORGANIZATION AND ADMIN	(A.1.6.1)	06821422	162
	FEDERAL	DEO		III ORGANIZATION AND ADMIN	(B)	61441441	442
	FEDERAL	OFFICE OF THE PRESIDENT		II FACILITIES	(E.2)	61441431	171
	FEDERAL	OFFICE OF THE PRESIDENT		III ORGANIZATION AND ADMIN	(A.1.6.1)	06821422	161
	FEDERAL	OFFICE OF THE PRESIDENT		III ORGANIZATION AND ADMIN	(B)	61441441	441
	FEDERAL	USDA-SERS		IV EVALUATION AND QUALITY	(A.1)	06821422	162

Appendix D-2 SIE Identified Projects - By  
Funding Source/Name, By Subject Category (Continued)

DOC. ACC NO	TYPE	NAME	FUNDING SOURCE	STATE	SUBJECT CATEGORIES	SIE CAT	ACCESS NUMBER	CHPL NO-
	FEDERAL	USDA-EM'S			IV EVALUATION AND QUALITY	(F, I)	UY-70045-3	50
	STATE	AZ			IX UNIQUE PROGRAMS	(F)	UY-24217-5	06
	STATE	IA			IX UNIQUE PROGRAMS	(F)	UY-57415-3	01
	EDUCATIONAL	U OF KY			VII SOCIAL BEHAVIOR ASPECTS	(C, F)	UY-29	67
	PRIVATE	HOETICHER FOUNDATION			II FACILITIES	(A, I, O)	AV-414	61
	PRIVATE	COMMONWEALTH FUND, NY			II FACILITIES	(F, I)	AV-247	44
	PRIVATE	COMMONWEALTH FUND, NY			II FACILITIES	(F, F)	AV-253	24
	PRIVATE	FUND FOUNDATION, NY			IX UNIQUE PROGRAMS	(O)	UY-2160	74
	PRIVATE	JOHNSON FOUNDATION			I PERSONNEL	(F, F)	AV-244	69
	PRIVATE	JOHNSON FOUNDATION			II FACILITIES	(A, I, C)	AV-294	62
	PRIVATE	JOHNSON FOUNDATION			II FACILITIES	(A, I, O)	AV-361	36
	PRIVATE	JOHNSON FOUNDATION			II FACILITIES	(F, I)	AV-26	25
	PRIVATE	JOHNSON FOUNDATION			II FACILITIES	(F, F)	AV-727	65
	PRIVATE	JOHNSON FOUNDATION			III ORGANIZATION AND APP.	(O, F, O)	AV-562-1	28
	PRIVATE	JOHNSON FOUNDATION			III ORGANIZATION AND APP.	(F, P, A)	AV-541	27
	PRIVATE	JOHNSON FOUNDATION			III ORGANIZATION AND APP.	(O)	AV-554-1	37
	PRIVATE	JOHNSON FOUNDATION			III ORGANIZATION AND APP.	(O)	AV-315	54
	PRIVATE	JOHNSON FOUNDATION			IV EVALUATION AND QUALITY	(A, I, A)	AV-737	14
	PRIVATE	JOHNSON FOUNDATION			IV EVALUATION AND QUALITY	(C, P)	AV-741	33
	PRIVATE	KELLOGG FOUNDATION, MI			I PERSONNEL	(A, I, O)	AV-111-1	30
	PRIVATE	MUDDY FOUNDATION			II FACILITIES	(F, F)	AV-754	5A

APPENDIX D-2  
SIE IDENTIFIED PROJECTS -  
BY SUBJECT CATEGORY, BY FUNDING SOURCE/NAME

APPENDIX D-3 SIE IDENTIFIED  
PROJECTS - BY SUBJECT CATEGORY, BY FUNDING SOURCE/NAME

ACC NO	TYPE	NAME	FUNDING SOURCES	ST	SUBJECT CATEGORIES	SUB CAT	ACCESS NUMBER	CNTR NO-
	PRIVATE	KELLOGG FOUNDATION, MI			I PERSONNEL	(A.1.R)	PK6-113-1	30
	FEDERAL	HEW-PHS-CTH OIS CONT-41 05+H			I PERSONNEL	(S)	100-255-1	07
	PRIVATE	JOHNSON FOUNDATION			I PERSONNEL	(E.4)	60-269	69
	FEDERAL	HEW-PHS-ADA-MHA-MENTAL H			II FACILITIES	(A.1.A)	105-644-2-1	81
	PRIVATE	JOHNSON FOUNDATION			II FACILITIES	(A.1.C)	40-274	62
	PRIVATE	HOFITICHER FOUNDATION			II FACILITIES	(A.1.D)	40-414	61
	PRIVATE	JOHNSON FOUNDATION			II FACILITIES	(A.1.D)	40-421	34
	FEDERAL	HEW-PHS			II FACILITIES	(A.1.B)	107-055-1	51
	FEDERAL	HEW-PHS-ADA-MHA-DRUG ABUSE			II FACILITIES	(U)	100-145-3	52
	FEDERAL	HEW-PHS-MHA			II FACILITIES	(J)	300-141-4	10
	FEDERAL	HEW-PHS-ADA-MHA-ALC ABUSE+ALCSM			II FACILITIES	(F.1)	107-033-1	24
	FEDERAL	HEW-PHS-MHA			II FACILITIES	(F.1)	40-427-1	72
	FEDERAL	HEW-PHS-ADA-MHA-ALC ABUSE+ALCSM			II FACILITIES	(E.5)	100-140-2-1	03
	FEDERAL	HEW-PHS-ADA-MHA-ALC ABUSE+ALCSM			II FACILITIES	(E.5)	100-60-2	041
	FEDERAL	HEW-PHS-ADA-MHA-ALC ABUSE+ALCSM			II FACILITIES	(E.5)	107-051-1	14
	FEDERAL	HEW-PHS-ADA-MHA-ALC ABUSE+ALCSM			II FACILITIES	(E.5)	100-140-2-1	14
	FEDERAL	HEW-PHS-ADA-MHA-ALC ABUSE+ALCSM			II FACILITIES	(E.5)	100-402-1	70
	FEDERAL	HEW-PHS-ADA-MHA-ALC ABUSE+ALCSM			II FACILITIES	(E.5)	100-100-7-2	73
	FEDERAL	HEW-PHS-ADA-MHA-ALC ABUSE+ALCSM			II FACILITIES	(F.5)	100-145-2	74
	FEDERAL	HEW-PHS-ADA-MHA-ALC ABUSE+ALCSM			II FACILITIES	(E.5)	100-700-2	041
	FEDERAL	HEW-PHS-ADA-MHA-MENTAL H			II FACILITIES	(E.5)	100-700-2	042
	FEDERAL	HEW-PHS-ADA-MHA-MENTAL H			II FACILITIES	(E.5)	100-90-2	052
	FEDERAL	HEW-PHS-ADA-MHA-MENTAL H			II FACILITIES	(E.5)	100-100-1	13

0275



Appendix D-3 SIE Identified Projects - By  
Subject Category, By Funding Source/Name (Continued)

ACC NO	DOC	TYPE	NAME	FUNDING SOURCE	ST	SUBJECT CATEGORIES	SUB CAT	ACCESS NUMBER	CNCL NO-
		FEDERAL	HEW-PHS-ADA-MHA-MENTAL H			II FACILITIES	(E.5)	1MH-23307-3	22
		PRIVATE	MOODY FOUNDATION			II FACILITIES	(E.5)	AS-586	58
		PRIVATE	COMMONWEALTH FUND, NY			II FACILITIES	(F.1)	PN-249	45
		PRIVATE	JOHNSON FOUNDATION			II FACILITIES	(F.1)	AV-726	25
		FEDERAL	DEO			II FACILITIES	(F.2)	GTH-1431	172
		FEDERAL	OFCE OF THE PRESIDENT			II FACILITIES	(F.2)	GTR-1431	171
		PRIVATE	COMMONWEALTH FUND, NY			II FACILITIES	(F.2)	PN-253	24
		PRIVATE	JOHNSON FOUNDATION			II FACILITIES	(F.2)	AV-72	65
		FEDERAL	DEO			III ORGANIZATION AND ADM.	(A.1.E)	GH-221422	162
		FEDERAL	OFCE OF THE PRESIDENT			III ORGANIZATION AND ADM.	(A.1.E)	GP-221622	161
		PRIVATE	JOHNSON FOUNDATION			III ORGANIZATION AND ADM.	(A.2.E)	AS-562-1	28
		FEDERAL	HEW-OHD-CHILD DEV			III ORGANIZATION AND ADM.	(B.1.F)	GJE-66-1	77
		PRIVATE	JOHNSON FOUNDATION			III ORGANIZATION AND ADM.	(B.2.A)	AS-541	27
		FEDERAL	DOT			III ORGANIZATION AND ADM.	(D)	GZ0-72	71
		FEDERAL	HEW-PHS-ADA-MHA-MENTAL H			III ORGANIZATION AND ADM.	(D)	1MH-23699-2	53
		FEDERAL	DEO			III ORGANIZATION AND ADM.	(D)	GTR-1138-1	802
		FEDERAL	OFCE OF THE PRESIDENT			III ORGANIZATION AND ADM.	(D)	GTH-1139-1	801
		PRIVATE	JOHNSON FOUNDATION			III ORGANIZATION AND ADM.	(D)	AS-559-1	37
		PRIVATE	JOHNSON FOUNDATION			III ORGANIZATION AND ADM.	(D)	AP-315	54
		FEDERAL	USDA-ERS			IV EVALUATION AND QUALITY	(A.1)	GY-22629-1	42
		PRIVATE	JOHNSON FOUNDATION			IV EVALUATION AND QUALITY	(A.1.A)	AU-737	19
		FEDERAL	HEW-PHS-MHA-BU OF H SFRS RES			IV EVALUATION AND QUALITY	(A.1.B)	ZGX-625-4	10
		FEDERAL	HEW-PHS-ADA-MHA-MENTAL H			IV EVALUATION AND QUALITY	(A.2.A)	1MH-22808-2	47

Appendix D-3 SIE Identified Projects - By Subject Category, By Funding Source/Name (Continued)

ACC NO	TYPE	NAME	FUNDING SOURCES	ST	SUBJECT CATEGORIES	SUR CAT	ACCESS NUMBER	CATL NO-
	FEDERAL	HEW-PHS-ADA-MHA-MENTAL H			IV EVALUATION AND QUALITY	(A.2.A)	1MH-23646-2	63
	FEDERAL	HEW-PHS-HRA-BU OF H SERS RES			IV EVALUATION AND QUALITY	(H.1)	1MS-608-4	3A
	FEDERAL	USDA-ERS			IV EVALUATION AND QUALITY	(B.1)	GY-200H5-3	50
	FEDERAL	HEW-SRS-REHAB SERS ADMIN			IV EVALUATION AND QUALITY	(H.5.E)	GER-1216	75
	FEDERAL	HEW-SRS-REHAB SERS ADMIN			IV EVALUATION AND QUALITY	(H.5.E)	GER-1384	76
	FEDERAL	HEW-PHS-ADA-MHA-ALC ARUSE+ALCSM			IV EVALUATION AND QUALITY	(C.2)	1MH-16420-4	15
A164 A197	FEDERAL	HEW-PHS-HRA-BU OF H SERS RES			IV EVALUATION AND QUALITY	(C.2)	1MS-644-4	20
	FEDERAL	HEW-PHS-HRA-BU OF H SERS RES			IV EVALUATION AND QUALITY	(C.2)	1MS-845-3	64
	PRIVATE	JOHNSON FOUNDATION			IV EVALUATION AND QUALITY	(C.2)	MS-74	33
	FEDERAL	DOI-FEDERAL HIGHWAY ADMIN			IV EVALUATION AND QUALITY	(C.3)	GM-232702	0A
	FEDERAL	HEW-PHS-ADA-MHA-MENTAL H			V UTILIZATION OF SERVICES	(D)	1MS-21411-1	43
	FEDERAL	HEW-PHS-ADA-MHA-MENTAL H			V UTILIZATION OF SERVICES	(D.1)	1M7-666-1	00
	FEDERAL	HEW-PHS-HRA-BU OF H SERS RES			VII SOCIAL BEHAVIOR ASPECTS	(U.1)	1MS-4225-1	29
	FEDERAL	HEW-PHS-ADA-MHA-MENTAL H			VII SOCIAL BEHAVIOR ASPECTS	(U.2)	1MH-16415-3-1	39
	FEDERAL	HEW-PHS-NIH			VII SOCIAL BEHAVIOR ASPECTS	(U.2)	1MH-5311-2	40
A018 A067	FEDERAL	HEW-PHS-ADA-MHA-ALC ARUSE+ALCSM			VII SOCIAL BEHAVIOR ASPECTS	(U.3)	1AA-622-1	50
	FEDERAL	HEW-PHS-NIH-NI DENTAL RES			VII SOCIAL BEHAVIOR ASPECTS	(U.4)	1MH-211-2	23
	EDUCATIONAL	U OF KY			VII SOCIAL BEHAVIOR ASPECTS	(E.2)	MSY-20	67
	FEDERAL	HEW-PHS-HRA-BU OF H SERS RES			VII SOCIAL BEHAVIOR ASPECTS	(E.3)	1MS-1241-2	02
R060	FEDERAL	HEW-PHS-HRA-BU OF H SERS RES			VIII PHARMACY REL. RESEARCH		1MS-635-2	44
	FEDERAL	HEW-ED-NI OF ED			IX UNIQUE PROBLEMS	(A)	AT-740241	84
	FEDERAL	HEW-OHD-CHILD DEV			IX UNIQUE PROBLEMS	(A)	UJE-167	46

Appendix D-3 SIE Identified Projects - By  
Subject Category, By Funding Source/Name (Continued)

DOC ACC NO	TYPE	NAME	FUNDING SOURCE	ST	SUBJECT CATEGORIES	SUR CAT	ACCESS NUMBER	CHNL NO-
	FEDERAL	EPA-OFCE OF R+D			IX UNIQUE PROBLEMS	(B)	AO-16317-1	11
	FEDERAL	EPA-OFCE OF R+D			IX UNIQUE PROBLEMS	(B)	AO-16319-1	32
	FEDERAL	EPA-OFCE OF R+D			IX UNIQUE PROBLEMS	(B)	AO-18316-1	49
	FEDERAL	EPA-OFCE OF R+D			IX UNIQUE PROBLEMS	(B)	GA-1677	60
	FEDERAL	HEW-PHS-CTR DIS CONT-NI OS+H			IX UNIQUE PROBLEMS	(B)	AM-257	21
	FEDERAL	HEW-PHS-CTR DIS CONT-NI OS+H			IX UNIQUE PROBLEMS	(B)	10H-348-3-1	56
	FEDERAL	HEW-PHS-CTR DIS CONT-NI OS+H			IX UNIQUE PROBLEMS	(B)	AI-990-1	57
	FEDERAL	NATL SAFETY COUNCIL			IX UNIQUE PROBLEMS	(B)	GH-86645-1	79
	STATE	AZ			IX UNIQUE PROBLEMS	(B)	GY-28237-5	06
	PRIVATE	FORD FOUNDATION, NY			IX UNIQUE PROBLEMS	(U)	UY-2160	78
	FEDERAL	HEW-PHS-NIH			IX UNIQUE PROBLEMS	(D, I)	111-5427-3	68
	FEDERAL	HEW-PHS-ADA-MHA-ALC ARUSE+ALCSM			IX UNIQUE PROBLEMS	(E)	1AA-1087-1	31
	FEDERAL	HEW-PHS-ADA-MHA-ALC AF+CE+ALCSM			IX UNIQUE PROBLEMS	(E)	1AA-79A-2	41
	FEDERAL	HEW-PHS-ADA-MHA-ALC ARUSE+ALCSM			IX UNIQUE PROBLEMS	(E)	1AA-868-1	82
	FEDERAL	HEW-PHS-ADA-MHA-ALC ARUSE+ALCSM			IX UNIQUE PROBLEMS	(E)	1AA-1127-1	83
	FEDERAL	HEW-PHS-NIH			IX UNIQUE PROBLEMS	(E)	MC-2062	66
	FEDERAL	HEW-PHS-NIH-CHILD H+ HUMAN DEV			IX UNIQUE PROBLEMS	(E)	110-3692-5	55
	STATE	IA			IX UNIQUE PROBLEMS	(E)	GY-57914-3	01
	FEDERAL	HEW-PHS-MHA-RU OF H SFMS RES			X TECHNOLOGY	(B)	145-1210-2	341
	FEDERAL	HEW-PHS-NIH			X TECHNOLOGY	(B)	BA-1271	48
	FEDERAL	HEW-PHS-MHA-RU OF H SFMS RES			X TECHNOLOGY	(C)	145-1210-2	342
	FEDERAL	NATL SCIENCE FOUNDATION			X TECHNOLOGY	(C)	GS0-834	35

APPENDIX D-4

SIE IDENTIFIED PROJECTS - BY PROJECT NUMBER

0279

APPENDIX D-4 SIE IDENTIFIED PROJECTS - BY PROJECT NUMBER

DOC ACC NO	TYPE	FUNDING SOURCE		ST	SUBJECT CATEGORIES	SIC CODE	CLASS NUMBER	CANTL NUM
		NAME	ST					
	FEDERAL	HEW-PHS-CTR DIS CONT-NT USPH			IX UNIQUE PROBLEMS	(84)	41-440-1	57
	FEDERAL	HEW-PHS-CTR DIS CONT-NT USPH			IX UNIQUE PROBLEMS	(84)	A-257	21
	FEDERAL	EPA-OFFICE OF R&D			IX UNIQUE PROBLEMS	(84)	41-443-1	49
	FEDERAL	EPA-OFFICE OF R&D			IX UNIQUE PROBLEMS	(84)	7-14317-1	11
	FEDERAL	EPA-OFFICE OF R&D			IX UNIQUE PROBLEMS	(84)	41-443-1	32
	FEDERAL	HEW-PHS-NIH			II FACILITIES	(84)	A-1445-1	72
	PRIVATE	JOHNSON FOUNDATION			I PERSONNEL	(84)	44-444	84
	PRIVATE	JOHNSON FOUNDATION			II FACILITIES	(84)	44-444	62
	PRIVATE	JOHNSON FOUNDATION			III ORGANIZATION AND MGMT.	(84)	44-444	50
	PRIVATE	JOHNSON FOUNDATION			II FACILITIES	(84)	44-444	36
	PRIVATE	MORTIMER FOUNDATION			II FACILITIES	(84)	44-444	91
	PRIVATE	JOHNSON FOUNDATION			III ORGANIZATION AND MGMT.	(84)	44-444	27
	PRIVATE	JOHNSON FOUNDATION			III ORGANIZATION AND MGMT.	(84)	44-444	37
	PRIVATE	JOHNSON FOUNDATION			III ORGANIZATION AND MGMT.	(84)	44-444	24
	PRIVATE	HUNDY FOUNDATION			II FACILITIES	(84)	44-444	54
	FEDERAL	HEW-ED-NI OF ED			IX UNIQUE PROBLEMS	(84)	41-446-1	84
	PRIVATE	JOHNSON FOUNDATION			IV EVALUATION AND QUALITY	(84)	41-447	19
	PRIVATE	JOHNSON FOUNDATION			II FACILITIES	(84)	41-448	24
	PRIVATE	JOHNSON FOUNDATION			II FACILITIES	(84)	41-449	24
	PRIVATE	JOHNSON FOUNDATION			II FACILITIES	(84)	41-450	65
	PRIVATE	JOHNSON FOUNDATION			IV EVALUATION AND QUALITY	(84)	41-451	33
	FEDERAL	HEW-PHS-NIH			X TECHNOLOGY	(84)	41-452	44
	FEDERAL	HEW-PHS-NIH			IX UNIQUE PROBLEMS	(84)	41-453	64
	FEDERAL	OEI			III ORGANIZATION AND MGMT.	(84)	41-454	142

Appendix D-4 SIE Identified Projects - By Project Number (Continued)

ACC NO	TYPE	NAME	FUNDING SOURCE	ST	SUBJECT CATEGORIES	SUB CAT	ACCESS NUMBER	CNTL NO
	FEDERAL	OFCE OF THE PRESIDENT			III ORGANIZATION AND ADM.	(A.1.E)	GM-221622	161
	FEDERAL	DOT-FEDERAL HIGHWAY ADMIN			IV EVALUATION AND QUALITY	(C.1)	GM-232702	0A
	FEDERAL	NATL SAFETY COUNCIL			IX UNIQUE PROBLEMS	(H)	GM-H6645-1	79
	FEDERAL	HEW-OMD-CHILD DEV			IX UNIQUE PROBLEMS	(A)	GJF-167	46
	FEDERAL	HEW-OMD-CHILD DEV			III ORGANIZATION AND ADM.	(A.1.F)	GJF-86-1	77
	FEDERAL	EPA-OFC OF R+D			IX UNIQUE PROBLEMS	(H)	GM-1677	60
	FEDERAL	NATL SCIENCE FOUNDATION			X TECHNOLOGY	(C)	GSO-834	35
	FEDERAL	OEO			III ORGANIZATION AND ADM.	(U)	GM-1134-1	802
	FEDERAL	OFCE OF THE PRESIDENT			III ORGANIZATION AND ADM.	(D)	GM-1138-1	801
	FEDERAL	OEO			II FACILITIES	(F.2)	GM-1431	172
	FEDERAL	OFCE OF THE PRESIDENT			II FACILITIES	(F.2)	GM-1431	171
	FEDERAL	HEW-SRS-REHAB SERS ADMIN			IV EVALUATION AND QUALITY	(M.5.E)	GM-121A	75
	FEDERAL	HEW-SRS-REHAB SERS ADMIN			IV EVALUATION AND QUALITY	(H.5.E)	GM-1367	76
	FEDERAL	USDA-ENS			IV EVALUATION AND QUALITY	(B.1)	GY-20085-3	50
	FEDERAL	USOA-ERS			IV EVALUATION AND QUALITY	(A.1)	GY-22627-1	42
	STATE	AZ			IX UNIQUE PROBLEMS	(H)	GY-28237-5	06
	STATE	IA			IX UNIQUE PROBLEMS	(E)	GY-57914-3	01
	FEDERAL	DUT			III ORGANIZATION AND ADM.	(D)	UO-72	71
	COUCATIONAL	U OF KY			VII SOCIAL BEHAVIOR ASPECTS	(E.2)	NKY-20	67
	PRIVATE	KELLOGG FOUNDATION, MI			I PERSONNEL	(A.1.B)	PKG-113-1	30
	PRIVATE	COMMONWEALTH FUND, NY			II FACILITIES	(F.1)	PI-249	45
	PRIVATE	COMMONWEALTH FUND, NY			II FACILITIES	(F.2)	PN-253	24
	PRIVATE	FORD FOUNDATION, NY			IX UNIQUE PROBLEMS	(U)	QY-2160	78

Appendix D-4 SIE Identified Projects - By Project Number (Continued)

DOC ACC NO	TYPE	NATIC	FUNDING SOURCES	ST	SUBJECT CATEGORIES	SUB CAT	ACCESS NUMBER	CHIL NO-
	FEDERAL	MEW-PHS-ADA-MHA-MENTAL H	MEW-PHS-ADA-MHA-ALC ANUSE+ALCSM		II FACILITIES	(E.S)	1AA-1067-1	17
	FEDERAL	MEW-PHS-ADA-MHA-ALC ANUSE+ALCSM	MEW-PHS-ADA-MHA-ALC ANUSE+ALCSM		II FACILITIES	(P.S)	1AA-1067-2	73
	FEDERAL	MEW-PHS-ADA-MHA-ALC ANUSE+ALCSM	MEW-PHS-ADA-MHA-ALC ANUSE+ALCSM		IX UNIQUE PROBLEMS	(P)	1AA-1067-1	31
	FEDERAL	MEW-PHS-ADA-MHA-ALC ANUSE+ALCSM	MEW-PHS-ADA-MHA-ALC ANUSE+ALCSM		IX UNIQUE PROBLEMS	(E)	1AA-1127-1	87
	FEDERAL	MEW-PHS-ADA-MHA-ALC ANUSE+ALCSM	MEW-PHS-ADA-MHA-ALC ANUSE+ALCSM		II FACILITIES	(E.S)	1AA-1166-2	74
	FEDERAL	MEW-PHS	MEW-PHS		II FACILITIES	(E.S)	1AA-1444-1	03
	FEDERAL	MEW-PHS-ADA-MHA-ALC ANUSE+ALCSM	MEW-PHS-ADA-MHA-ALC ANUSE+ALCSM		II FACILITIES	(E.S)	1AA-1617-1	1A
	FEDERAL	MEW-PHS-ADA-MHA-ALC ANUSE+ALCSM	MEW-PHS-ADA-MHA-ALC ANUSE+ALCSM		II FACILITIES	(E.S)	1AA-662-1	70
	FEDERAL	MEW-PHS-ADA-MHA-ALC ANUSE+ALCSM	MEW-PHS-ADA-MHA-ALC ANUSE+ALCSM		VII SOCIAL BEHAVIOR ASPECTS	(O.S)	1AA-662-1	54
	FEDERAL	MEW-PHS-ADA-MHA-ALC ANUSE+ALCSM	MEW-PHS-ADA-MHA-ALC ANUSE+ALCSM		II FACILITIES	(E.S)	1AA-662-1	14
	FEDERAL	MEW-PHS-ADA-MHA-ALC ANUSE+ALCSM	MEW-PHS-ADA-MHA-ALC ANUSE+ALCSM		II FACILITIES	(E.S)	1AA-720-2	061
	FEDERAL	MEW-PHS-ADA-MHA-ALC ANUSE+ALCSM	MEW-PHS-ADA-MHA-ALC ANUSE+ALCSM		II FACILITIES	(E.S)	1AA-720-2	062
	FEDERAL	MEW-PHS-ADA-MHA-ALC ANUSE+ALCSM	MEW-PHS-ADA-MHA-ALC ANUSE+ALCSM		IX UNIQUE PROBLEMS	(E)	1AA-744-2	41
	FEDERAL	MEW-PHS-ADA-MHA-ALC ANUSE+ALCSM	MEW-PHS-ADA-MHA-ALC ANUSE+ALCSM		II FACILITIES	(E.S)	1AA-800-2	051
	FEDERAL	MEW-PHS-ADA-MHA-ALC ANUSE+ALCSM	MEW-PHS-ADA-MHA-ALC ANUSE+ALCSM		II FACILITIES	(E.S)	1AA-900-2	052
	FEDERAL	MEW-PHS-ADA-MHA-ALC ANUSE+ALCSM	MEW-PHS-ADA-MHA-ALC ANUSE+ALCSM		IX UNIQUE PROBLEMS	(E)	1AA-940-1	82
	FEDERAL	MEW-PHS-ADA-MHA-ALC ANUSE+ALCSM	MEW-PHS-ADA-MHA-ALC ANUSE+ALCSM		II FACILITIES	(O)	1AA-141-3	52
4018 A067	FEDERAL	MEW-PHS-NIM-NI DEPENDENT	MEW-PHS-NIM-NI DEPENDENT		VII SOCIAL BEHAVIOR ASPECTS	(O.S)	1AA-211-2	23
	FEDERAL	MEW-PHS-NIM-NI CHILD H + HUMAN DEV	MEW-PHS-NIM-NI CHILD H + HUMAN DEV		IX UNIQUE PROBLEMS	(E)	1AA-3642-4	56
	FEDERAL	MEW-PHS-NIH	MEW-PHS-NIH		VII SOCIAL BEHAVIOR ASPECTS	(O.S)	1AA-5321-2	40
	FEDERAL	MEW-PHS-NIH	MEW-PHS-NIH		IX UNIQUE PROBLEMS	(O.S)	1AA-5322-3	41
	FEDERAL	MEW-PHS-NIH	MEW-PHS-NIH		X TECHNOLOGY	(E)	1AA-12110-2	341
	FEDERAL	MEW-PHS-NIH	MEW-PHS-NIH		X TECHNOLOGY	(C)	1AA-12110-2	342



Appendix D-4 SIE Identified Projects - By Project Number (Continued)

DOC ACC NO	FUNDING SOURCE	NAME	SUBJECT CATEGORIES	SUB CAT	ACCESS NUMBER	ONLINE NO
	FEDERAL	HEW-PHS-HRA-BU OF H SFRS RES	VII SOCIAL BEHAVIOR ASPECTS	(E, 3)	1MS-1241-2	02
	FEDERAL	HEW-PHS-HRA-BU OF H SFRS RES	VII SOCIAL BEHAVIOR ASPECTS	(D, 1)	1MS-422-5-1	29
A164 A167	FEDERAL	HEW-PHS-HRA-BU OF H SFRS RES	IV EVALUATION AND QUALITY	(C, 2)	1MS-588-4	20
R050	FEDERAL	HEW-PHS-HRA-BU OF H SFRS RES	VIII PHARMACY RESEARCH		1MS-635-2	44
	FEDERAL	HEW-PHS-ADA-MHA-MENTAL H	II FACILITIES	(A, 1, 8)	1MS-644-2-1	81
	FEDERAL	HEW-PHS-ADA-BU OF H SFRS RES	IV EVALUATION AND QUALITY	(A, 1)	1MS-644-4	30
	FEDERAL	HEW-PHS-ADA-BU OF H SFRS RES	IV EVALUATION AND QUALITY	(C, 2)	1MS-685-3	64
	FEDERAL	HEW-PHS-ADA-MHA-ALC-ABUSE EVAL GSN	IV EVALUATION AND QUALITY	(C, 2)	1MM-144-20-4	15
	FEDERAL	HEW-PHS-ADA-MHA-MENTAL H	VII SOCIAL BEHAVIOR ASPECTS	(D, 2)	1MM-144-15-3-1	30
	FEDERAL	HEW-PHS-ADA-MHA-MENTAL H	V UTILIZATION OF SERVICES	(M)	1MM-211-1	43
	FEDERAL	HEW-PHS-ADA-MHA-MENTAL H	IV EVALUATION AND QUALITY	(A, 2, A)	1MM-22408-2	47
	FEDERAL	HEW-PHS-ADA-MHA-MENTAL H	II FACILITIES	(A, 1)	1MM-23307-3	32
	FEDERAL	HEW-PHS-ADA-MHA-MENTAL H	IV EVALUATION AND QUALITY	(A, 2, A)	1MM-23444-2	43
	FEDERAL	HEW-PHS-ADA-MHA-MENTAL H	III ORGANIZATION AND AUM	(D)	1MM-23649-2	53
	FEDERAL	HEW-PHS-ADA-MHA-MENTAL H	V UTILIZATION OF SERVICES	(A, 1)	1M2-646-1	00
	FEDERAL	HEW-PHS-ADA-MHA-ALC-ABUSE EVAL GSN	II FACILITIES	(E, 1)	1M2-633-1	26
	FEDERAL	HEW-PHS	II FACILITIES	(A, 1, 8)	1M2-653-1	51
	FEDERAL	HEW-PHS-CIR DIS CONT-NI OS	II UNIQUE PROBLEMS	(A)	1OM-164-3-1	56
	FEDERAL	HEW-PHS-CTR DIS CONT-NI OS	I PERSONNEL	(M)	1OM-525-1	07
	FEDERAL	HEW-PHS-HRA-BU OF H SFRS RES	IV EVALUATION AND QUALITY	(A, 1, 8)	2GX-625-4	10
	FEDERAL	HEW-PHS-HRA	II FACILITIES	(D)	2GX-144-4	12



APPENDIX D-5

SIE IDENTIFIED PROJECTS - BY CONTROL NUMBER

0284

APPENDIX D-5 SIE IDENTIFIED PROJECTS - BY CONTROL NUMBER

DOC ACC NO	TYPE	NAME	FUNDING SOURCE(S)	ST	SUBJECT CATEGORIES	SUM CAT	ACCESS NUMBER	CTRL NO-
	STATE	IA			IX UNIQUE PROBLEMS	(E,1)	05-5741-3	01
	FEDERAL	NEW-PHS-HRA-BU OF H SRS MES			VII SOCIAL BEHAVIOR ASPECTS	(E,2)	105-1241-2	02
	FEDERAL	NEW-PHS			II FACILITIES	(E,5)	138-1641-1	03
	FEDERAL	NEW-PHS-AIDA-MHA-ALC-AUSE-ALCSM			II FACILITIES	(E,5)	133-721-2	041
	FEDERAL	NEW-PHS-AIDA-MHA-MENTAL M			II FACILITIES	(E,5)	106-701-2	042
	FEDERAL	NEW-PHS-AIDA-MHA-ALC-AUSE-ALCSM			II FACILITIES	(E,5)	146-511-2	041
	FEDERAL	NEW-PHS-AIDA-MHA-MENTAL M			II FACILITIES	(E,5)	144-211-2	042
	STATE	AZ			IX UNIQUE PROBLEMS	(E,1)	05-241-2	05
	FEDERAL	NEW-PHS-CTH DIS CONT-AL USON			I PERSONNEL	(E,1)	144-511-1	07
	FEDERAL	DOT-FEDERAL HIGHWAY ADMIN			IV EVALUATION AND QUALITY	(E,4)	00-251-2	06
	FEDERAL	NEW-PHS-AIDA-MHA-MENTAL M			V UTILIZATION OF SERVICES	(E,11)	144-511-1	04
	FEDERAL	NEW-PHS-HHA-HU OF H SRS MES			IV EVALUATION AND QUALITY	(E,1,00)	244-251-4	10
	FEDERAL	EPA-OFFICE OF W-10			IX UNIQUE PROBLEMS	(E,1)	40-1511-1	11
	FEDERAL	NEW-PHS-AIDA-MHA-MENTAL M			II FACILITIES	(E,1)	06-141-4	12
	FEDERAL	NEW-PHS-AIDA-MHA-ALC-AUSE-ALCSM			II FACILITIES	(E,5)	144-1641-1	13
	FEDERAL	NEW-PHS-AIDA-MHA-ALC-AUSE-ALCSM			II FACILITIES	(E,5)	100-511-1	14
	FEDERAL	OFFICE OF THE PRESIDENT			IV EVALUATION AND QUALITY	(E,2)	144-1641-4	16
	FEDERAL	OFFICE OF THE PRESIDENT			III ORGANIZATION AND MGMT	(E,1,01)	00-221-2	101
	FEDERAL	OFFICE OF THE PRESIDENT			III ORGANIZATION AND MGMT	(E,1,01)	00-221-2	102
	FEDERAL	JOHNSON FOUNDATION			II FACILITIES	(E,2)	01-141-1	171
	FEDERAL	JOHNSON FOUNDATION			II FACILITIES	(E,2)	01-141-1	172
	FEDERAL	JOHNSON FOUNDATION			II FACILITIES	(E,5)	144-1641-1	14
	PRIVATE	JOHNSON FOUNDATION			IV EVALUATION AND QUALITY	(E,1,01)	4-737	10

...

Appendix D-5 SIE Identified Projects - By Control Number (Continued)

ACC NO	TYPE	NAME	FUNDING SOURCES	ST	SUBJECT CATEGORIES	SUH CAT	ACCESS NUMBER	CTRL NO
A164	FEDERAL	HEW-PHS-HRA-BU OF H SFERS MES			IV EVALUATION AND QUALITY	(C.2)	1MS-588-4	20
A197	FEDERAL	HEW-PHS-CTR. DIS. CONTROL. OSOH			IX UNIQUE PROBLEMS	(B)	AM-267	21
	FEDERAL	HEW-PHS-ADA-MHA-ME. ALCSM			II FACILITIES	(E.1)	1MM-23307-3	22
A018	FEDERAL	HEW-PHS-NIM-NI-MENTAL RES			VII SOCIAL-BEHAVIOR ASPECTS	(D.1)	1OM-211-2	23
A067	PRIVATE	COMMONWEALTH FUND, NY			II FACILITIES	(F.2)	PN-253	24
	PRIVATE	JOHNSON FOUNDATION			II FACILITIES	(F.1)	AV-726	25
	FEDERAL	HEW-PHS-ADA-MHA-ALC ARUSE+ALCSM			II FACILITIES	(E.1)	1WZ-833-1	26
	PRIVATE	JOHNSON FOUNDATION			III ORGANIZATION AND ADM.	(G.2.A)	AS-541	27
	PRIVATE	JOHNSON FOUNDATION			III ORGANIZATION AND ADM.	(A.2.E)	AS-562-1	28
	FEDERAL	HEW-PHS-HRA-BU OF H SFERS MES			VII SOCIAL BEHAVIOR ASPECTS	(D.1)	1MS-422-5-1	29
	PRIVATE	KELLOGG FOUNDATION, MI			I PERSONNEL	(A.1.B)	PKG-113-1	30
	FEDERAL	HEW-PHS-ADA-MHA-ALC ARUSE+ALCSM			IX UNIQUE PROBLEMS	(E)	1AA-1087-1	31
	FEDERAL	EPA-GFCE OF R+D			IX UNIQUE PROBLEMS	(B)	AU-18319-1	32
	PRIVATE	JOHNSON FOUNDATION			IV EVALUATION AND QUALITY	(C.2)	AV-741	33
	FEDERAL	HEW-PHS-HRA-BU OF H SFERS MES			X TECHNOLOGY	(B)	1MS-1210-2	341
	FEDERAL	HEW-PHS-HRA-BU OF H SFERS MES			X TECHNOLOGY	(C)	1MS-1210	342
	FEDERAL	NATL SCIENCE FOUNDATION			X TECHNOLOGY	(C)	G50-834	35
	PRIVATE	JOHNSON FOUNDATION			II FACILITIES	(A.1.D)	AP-381	36
	PRIVATE	JOHNSON FOUNDATION			III ORGANIZATION AND ADM.	(D)	AS-559-1	37
	FEDERAL	HEW-PHS-HRA-BU OF H SFERS MES			IV EVALUATION AND QUALITY	(B.1)	1MS-808-4	38
	FEDERAL	HEW-PHS-ADA-MHA-MENTAL H			VII SOCIAL BEHAVIOR ASPECTS	(D.2)	1MM-16515-3-1	39
	FEDERAL	HEW-PHS-NIM			VII SOCIAL BEHAVIOR ASPECTS	(D.2)	1MO-5321-2	40

Appendix D-5 SIE Identified Projects - By Control Number (Continued)

DOC ACC NO	TYPE	NAME	FUNDING SOURCES	ST	SUBJECT CATEGORIES	SUB CAT	ACCESS NUMBER	CTRL NO-
	FEDERAL	MEW-PHS-ADA-MHA-ALC A-USE-ALCSM			IX UNIQUE PROBLEMS	(E)	1AA-79R-2	41
	FEDERAL	USDA-EMS			IV EVALUATION AND QUALITY	(A.1)	6Y-226P4-1	42
	FEDERAL	MEW-PHS-ADA-MHA-MENTAL H			V UTILIZATION OF SERVICES	(B)	1MH-21R11-1	43
R050	FEDERAL	MEW-PHS-MHA-BU OF HEALTH RES			VIII PHARMACY REFLA. RESEARCH		1MS-635-2	44
	PRIVATE	COMMONWEALTH FUND- NY			II FACILITIES	(F.1)	PN-244	45
	FEDERAL	MEW-OPHD-CHILD DEV			IX UNIQUE PROBLEMS	(A)	6JF-157	46
	FEDERAL	MEW-PHS-ADA-MHA-MENTAL H			IV EVALUATION AND QUALITY	(A.2.A)	1MH-22R0R-2	47
	FEDERAL	MEW-PHS-NIMH			X TECHNOLOGY	(9)	HA-1271	48
	FEDERAL	FPA-OFCE OF H+J			IX UNIQUE PROBLEMS	(H)	40-10314-1	49
	FEDERAL	USDA-EMS			IV EVALUATION AND QUALITY	(9.1)	6Y-201R4-3	50
	FEDERAL	MEW-PHS			II FACILITIES	(H.1.H)	1V7-057-1	51
	FEDERAL	MEW-PHS-ADA-MHA-DMUO HOUSE			II FACILITIES	(D)	1JA-153-3	52
	FEDERAL	MEW-PHS-ADA-MHA-MENTAL H			III ORGANIZATION AND ADM.	(D)	1MH-23R99-2	53
	PRIVATE	JOHNSON FOUNDATION			III ORGANIZATION AND ADM.	(D)	AP-315	54
	FEDERAL	MEW-PHS-NIMH-CHILD H + HUMAN DEV			IX UNIQUE PROBLEMS	(E)	1MI-3647-5	55
	FEDERAL	MEW-PHS-CTM DIS CONT-1 OS			IX UNIQUE PROBLEMS	(H)	1JH-36R-3-1	56
	FEDERAL	MEW-PHS-CTM DIS CONT-1 OS			IX UNIQUE PROBLEMS	(H)	AI-990-1	57
	PRIVATE	RODDY FOUNDATION			II FACILITIES	(E.5)	AS-556	58
	FEDERAL	MEW-PHS-ADA-MHA-ALC A-USE-ALCSM			VII SOCIAL ASPECTS	(U.3)	1AA-622-1	59
	FEDERAL	FPA-OFCE OF H+J			IX UNIQUE PROBLEMS	(B)	6MA-1677	60
	PRIVATE	DEFTTCEM FOUNDATION			II FACILITIES	(A.1.0)	AP-414	61
	PRIVATE	JOHNSON FOUNDATION			II FACILITIES	(A.1.C)	AP-294	62
	FEDERAL	MEW-PHS-ADA-MHA-MENTAL H			IV EVALUATION AND QUALITY	(A.2.A)	1MH-23R46-2	63

Appendix D-5 SIE Identified Projects - By Control Number (Continued)

DOC ACC NO	TYPE	NAML	FUNDING SOURCE(S)	ST	SUBJECT CATEGORIES	SUB CAT	ACCESS NUMBER	CAFL NO-
	FEDERAL	HEW-PHS-HRA-BU OF H SERS RES			IV EVALUATION AND QUALITY	(C.2)	145-845-3	64
	PRIVATE	JOHNSON FOUNDATION			II FACILITIES	(F.2)	AV-727	65
	FEDERAL	HEW-PHS-NIH			IX UNIQUE PROBLEMS	(E)	HC-2062	66
	EDUCATIONAL	U OF KY			VII SOCIAL BEHAVIOR ASPECTS	(E.2)	NY-20	67
	FEDERAL	HEW-PHS-NIH			IX UNIQUE PROBLEMS	(D.1)	140-5427-3	68
	PRIVATE	JOHNSON FOUNDATION			I PERSONNEL	(E.4)	AD-289	69
	FEDERAL	HEW-PHS-ADA-MHA-ALC A-USE-ALCSM			II FACILITIES	(E.5)	144-462-1	70
	FEDERAL	DOT			III ORGANIZATION AND ADM.	(D)	670-72	71
	FEDERAL	HEW-PHS-HRA			II FACILITIES	(E.1)	41-825-1	72
	FEDERAL	HEW-PHS-ADA-MHA-ALC A-USE-ALCSM			II FACILITIES	(E.5)	144-1047-2	73
	FEDERAL	HEW-PHS-ADA-MHA-ALC A-USE-ALCSM			II FACILITIES	(E.5)	144-1155-2	74
	FEDERAL	HEW-SRS-REHAB SERS ADMIN			IV EVALUATION AND QUALITY	(H.5.E)	642-1214	75
	FEDERAL	HEW-SRS-REHAB SERS ADMIN			IV EVALUATION AND QUALITY	(H.5.E)	642-1344	76
	FEDERAL	HEW-OMD-CHILD DEV			III ORGANIZATION AND ADM.	(S.1.F)	64F-86-1	77
	PRIVATE	FORD FOUNDATION, NY			IX UNIQUE PROBLEMS	(D)	42-2160	78
	FEDERAL	NATL SAFETY COUNCIL			IX UNIQUE PROBLEMS	(H)	64-86645-1	79
	FEDERAL	OFCE OF THE PRESIDENT			III ORGANIZATION AND ADM.	(D)	64-1134-1	80
	FEDERAL	OE0			III ORGANIZATION AND ADM.	(D)	64-1134-1	802
	FEDERAL	HEW-PHS-ADA-MHA-MENTAL H			II FACILITIES	(A.1.H)	145-644-2-1	81
	FEDERAL	HEW-PHS-ADA-MHA-ALC A-USE-ALCSM			IX UNIQUE PROBLEMS	(E)	144-864-1	82
	FEDERAL	HEW-PHS-ADA-MHA-ALC A-USE-ALCSM			IX UNIQUE PROBLEMS	(E)	144-1127-1	83
	FEDERAL	HEW-ED-NI OF ED			IX UNIQUE PROBLEMS	(A)	AT-740241	84

APPENDIX E  
ADDITIONAL DESCRIPTION OF DATA SOURCES

0289

## APPENDIX E ADDITIONAL DESCRIPTION OF DATA SOURCES

### 1. U.S. DEPARTMENT OF AGRICULTURE

#### National Agricultural Library

Beltsville, MD

#### A. Systems and Holdings

- (1) CAIN (USDA Cataloging and Indexing System). Information from books, articles and literature relating to agriculture, worldwide, since 1970, is stored in a computer data bank. About 8,000 citations per month are added. Computer searches and printouts on specified subjects are available. Information is not duplicated in CRIS.
- (2) CRIS (Current Research Information System). Catalogues government funded research efforts of 6 USDA agencies, 53 state agricultural experiment stations, and 25 cooperating state institutions. The basic unit for documentation and reporting is the research unit (a research activity at a single location on a definable problem). The 28,000 project descriptions include:
  - a. Research resume
  - b. Classification report
  - c. Funds and manpower report
  - d. Progress report

The research work unit project description is entered at the time the project is initiated. Average life of a project is 5 years. About 4,000 projects are added and dropped each year. Computer searches and printouts are available on request. Key words are listed in the Bibliography of Agriculture. Hard copy is available on site. Access to system is by special key words (about 11,000) which must conform generally to NAL's agriculture bibliographic vocabulary, NLM medical subject headings, and Medical and Health Related Science Thesaurus.

Additional Description of Data Sources (Continued)

2. DEPARTMENT OF HEALTH, EDUCATION AND WELFARE

National Library of Medicine

8600 Rockville Pike

Bethesda, MD

A. Holdings. National depository for medically scientific literature and medical literature. Publications include:

- (1) Cumulated Index Medicus/Index Medicus - Index of medically related literature.
- (2) Medical Subject Heading List - (MESH). This is a listing of headings used in the Index Medicus and in the computer information systems maintained by the National Library of Medicine.

B. Systems

- (1) MEDLARS (Medical Literature and Analysis Retrieval System). This is the complete computer information system, based upon the Index Medicus. About 2,300 of 18,000 medical journals received since 1960 are indexed in MEDLARS. The system is on line and limited line-item printouts may be obtained while you wait. Information involving long printouts is provided off line and mailed within a few days. Access to the system, by means of key words included in MESH, may be through about 150 local terminals in hospitals and medical schools throughout the U.S. The following subsystems are based on MEDLARS:
- (2) MEDLINE - Periodicals, January 1973, to date.
- (3) MEDFILE - Periodicals January 1970, - December 1972. This is an abbreviated version of MEDLARS but complete enough for most practical purposes. The system will not automatically explode categories like MEDLINE.
- (4) CATLINE - Publications only. Provides catalogue cards for libraries.

All of the above systems are reviewed and indexed based upon a single protocol.



## Additional Description of Data Sources (Continued)

### Health Services and Mental Health Administration

Library (Room 13-12 Parklawn Building)

5600 Fishers Lane

Rockville, MD

A. Holdings - Includes public health and mental health publications and journals. Active with National Library of Medicine MEDLINE. The following are useful in Rural Health Research.

- (1) Health Care Research Index. This is a computer generated index, updated semi-annually, and prepared by Washington University School of Medicine Library, St. Louis, MO. There are subject headings for "Rural Health" and "Rural Health Services." Subject headings are not necessarily based upon titles but on content. Information may duplicate some data included in MEDLINE.
- (2) KWIC Index. Computer generated listing of all DHEW numbered publications and PHS contract reports. This listing is also prepared by the Washington University School of Medicine Library, St. Louis, MO.
- (3) PHS Contract Reports. Computer generated listing.
- (4) Publications - Card Catalogs.

### 3. DEPARTMENT OF COMMERCE

#### National Technical Information Service

Department of Commerce (NTIS)

A. Content. NTIS collects, disseminates and processes unclassified government supported technical reports; at present has 630,000 titles. Categories are indexed by subject, personal/corporate author, contract number, accession/report number.

## Additional Description of Data Sources (Continued)

B. Input sources. While non-government sources are documented, primary emphasis is on government sources.

C. NTIS can produce abstracts, hard copy and microfiche.

### 4. SMITHSONIAN SCIENCE INFORMATION EXCHANGE

A. Content. Annually collects 85,000 - 100,000 records of research projects in progress, both publicly and privately funded. Each record describes who supports the project, who is doing the research, where and when it is being done. A technical summary is provided.

B. Input sources. Public and private agencies as well as private individuals and universities.

C. Hard copy is provided.

D. Additional Information: Search will be based upon key words or outline provided.

### 5. LIBRARY OF CONGRESS

A. Content. Card catalogues must be used. Search may be facilitated by using the Library of Congress Subject List.

Science and Technology Division, Annex Building, 5th floor, is the central point of reference for scientific and technical resources with the exception of clinical medicine and technical agriculture. It is a source of NTIS publications.

**APPENDIX F**  
**SUBJECT CATEGORIZATION FORMAT**

0294

## APPENDIX F SUBJECT CATEGORIZATION FORMAT

### I. RURAL HEALTH PERSONNEL

#### A. GENERAL HEALTH

##### 1. Primary Care

###### a. Supply and Demand

Type(s) of Health Personnel

###### b. Utilization

Type(s) of Health Personnel

###### c. Licensing and Certification

Type(s) of Health Personnel

##### 2. Secondary Care

##### 3. Tertiary Care

#### B. MENTAL HEALTH

##### 1. Primary Care

##### 2. Secondary Care

##### 3. Tertiary Care

#### C. DENTAL HEALTH

##### 1. Primary Care

##### 2. Secondary Care

##### 3. Tertiary Care

#### D. HEALTH EDUCATION

##### 1. Supply and Demand

Type(s) of Health Personnel

##### 2. Utilization

Type(s) of Health Personnel

Subject Categorization Format (Continued)

3. Licensing and Certification

Type(s) of Health Personnel

E. OTHER HEALTH SERVICES PERSONNEL

1. School Health Services

a. Supply and Demand

Type(s) of Health Personnel

b. Utilization

Type(s) of Health Personnel

c. Licensing and Certification

Type(s) of Health Personnel

2. Nursing Homes

3. Homes for the Aged

4. Home Health Services

5. Other

II. RURAL HEALTH FACILITIES

A. GENERAL HEALTH

1. Primary Care

a. Certification/Licensing

b. Staffing

c. Planning

d. Other

2. Secondary Care

3. Tertiary Care

B. MENTAL HEALTH

1. Primary Care

2. Secondary Care

Subject Categorization Format (Continued)

3. Tertiary Care

C. DENTAL CARE

1. Primary Care
2. Secondary Care
3. Tertiary Care

D. HEALTH EDUCATION

E. OTHER HEALTH SERVICES

1. School Health Services
2. Nursing Homes
3. Homes for the Aged
4. Home Health Services
5. Other

F. INTERFACILITY ARRANGEMENTS

1. Organization
2. Planning
3. Utilization
4. Administration
5. Evaluation
6. Other

G. RURAL HEALTH SERVICES INFRASTRUCTURE BASE

1. Public Transportation
2. Private Transportation
3. Ambulance Service

Subject Categorization Format (Continued)

4. Communications System
5. Rural Roads
6. Electricity Availability
7. Water Availability
8. Other

III. ORGANIZATION AND ADMINISTRATION OF HEALTH SERVICES PROGRAMS

A. GENERAL HEALTH

1. Publicly Supported Programs
  - a. Federally Administered
  - b. Regionally Administered
  - c. State Administered
  - d. Sub-State Administered
  - e. County Administered
  - f. City Administered
  - g. Other
2. Privately Supported Programs
  - a. Group Practice
  - b. Home Care
  - c. Family Practice
  - d. Ambulatory Medical Care
  - e. Other

B. MENTAL HEALTH

1. Publicly Supported Programs
  - a. Federally Administered
  - b. Regionally Administered
  - c. State Administered
  - d. Sub-State Administered
  - e. County Administered

Subject Categorization Format (Continued)

- f. City Administered
- g. Other
- 2. Privately Supported Programs
  - a. Group Practice
  - b. Home Care
  - c. Family Practice
  - d. Ambulatory Medical Care
  - e. Other

C. DENTAL HEALTH

- 1. Publicly Supported Programs
  - a. Federally Administered
  - b. Regionally Administered
  - c. State Administered
  - d. Sub-State Administered
  - e. County Administered
  - f. City Administered
  - g. Other
- 2. Privately Supported Programs
  - a. Group Practice
  - b. Home Care
  - c. Family Practice
  - d. Ambulatory Medical Care
  - e. Other

D. SPECIAL PLURALISTIC PROBLEMS/METHODS

IV. EVALUATION AND QUALITY OF RURAL HEALTH SERVICES

A. EVALUATION OF RURAL HEALTH PROGRAMS AND SERVICES

- 1. General Health
  - a. Primary Care  
Specific Component(s)
  - b. Secondary Care  
Specific Component(s)



Subject Categorization Format (Continued)

- c. Tertiary Care  
Specific Component(s)

- 2. Mental Health
- 3. Dental Health
- 4. Health Education
- 5. Other Health Services
  - a. School Health Services
  - b. Nursing Homes
  - c. Homes for the Aged
  - d. Home Health Services
  - e. Other

B. METHODS FOR EVALUATION OF QUALITY OF CARE OR SERVICES

- 1. General Health
  - a. Primary Care  
Specific Component(s)
  - b. Secondary Care  
Specific Components
  - c. Tertiary Care  
Specific Components
- 2. Mental Health
- 3. Dental Health
- 4. Health Education
- 5. Other Health Services
  - a. School Health Services
  - b. Nursing Homes
  - c. Homes for the Aged
  - d. Home Health Services
  - e. Other

Subject Categorization Format (Continued)

C. EVALUATION OF PROGRAMS DIRECTED TOWARD SPECIAL ASPECTS OF RURAL HEALTH CARE

1. Distance Affected Access
2. Maldistribution of Health Personnel
3. Other

V. UTILIZATION OF RURAL HEALTH SERVICES

A. GENERAL HEALTH

1. Primary Care
2. Secondary Care
3. Tertiary Care

B. MENTAL HEALTH

C. DENTAL HEALTH

D. SELF-CARE

E. OTHER HEALTH SERVICES

1. School Health Services
2. Nursing Homes
3. Home Health Services
4. Homes Health Services
5. Other

F. HEALTH EDUCATION

VI. ECONOMICS, COSTS AND FINANCING OF RURAL HEALTH SERVICES

A. GENERAL HEALTH

1. Primary Care
2. Secondary Care
3. Tertiary Care

Subject Categorization Format (Continued)

- B. MENTAL HEALTH
- C. DENTAL HEALTH
- D. SELF-CARE

VII. SOCIAL BEHAVIORAL ASPECTS OF RURAL HEALTH SERVICES

- A. GENERAL RELEVANCE OF SOCIAL RESEARCH TO RURAL HEALTH
- B. RESEARCH OF ATTITUDES, MOTIVATION, AND BEHAVIOR
- C. RESEARCH ON PROVIDERS OF RURAL HEALTH CARE

1. Staff Perception of Rural Patient's Use of Facilities

- a. Primary Care
- b. Secondary Care
- c. Tertiary Care
- d. Other

2. Influence and Authority Among Facility Staff

3. Perspective and Participation of Health Personnel in Prepaid Group Practice

4. Attitude of Health Personnel Toward Changes in the Delivery of Health Care

Specific Health Personnel

D. RESEARCH ON SOCIO-CULTURAL ELEMENTS OF RURAL HEALTH

1. Ethnic Group Differences

2. Social Factors Affecting Health Deprivation

3. Social Patterns of Illness

4. Socio-Psychological Factors Influencing Utilization of Community Health Resources

5. Other

Subject Categorization Format (Continued)

E. RESEARCH OF PATIENT-PROVIDER COMMUNICATIONS

1. Societal and Community Efforts to Organize/Manage Health Care Services
2. Problems in Maintaining the Total Health Care System
3. Other

VIII. PHARMACY RELATED RURAL HEALTH SERVICES RESEARCH

IX. UNIQUE RURAL HEALTH SERVICES PROBLEMS

- A. MIGRANT WORKERS
- B. FARM SAFETY AND HEALTH
- C. RURAL INDUSTRIAL SAFETY AND HEALTH
- D. RURAL DEVELOPMENT AND HEALTH
- E. OTHER

X. RURAL HEALTH SERVICE TECHNOLOGY

- A. COMPUTER APPLICATIONS
- B. TELECOMMUNICATIONS APPLICATIONS
- C. AUDIO/VISUAL APPLICATIONS
- D. PHS/NASA SATELLITE COMMUNICATIONS
- E. OTHER

XI. RURAL RESEARCH METHODOLOGIES

- A. SOCIAL SCIENCE AND SURVEYS
- B. BIOSTATISTICS AND EPIDEMIOLOGY
- C. OTHER

APPENDIX G-1

RESEARCH PUBLICATIONS ACCEPTED - BY TITLE

0304

APPENDIX G-1 RESEARCH PUBLICATIONS ACCEPTED - BY TITLE

<u>Doc. Acc. No.</u>	<u>Bibliographic Data</u>
A001	Craig, James L. "Adaptation of Occupational Medical Techniques to Community Health Care." <u>Journal of Occupational Medicine</u> , 14:50-54, January 1972.
A002	Keskiner, Ali, et al. "Advantages of Being Female in Psychiatric Rehabilitation." <u>Archives of General Psychiatry</u> , 28(5):689-92, May 1973.
A003	Sauer, Herbert I., and Donnell, H. Denny. "Age and Geographic Differences in Death Rates." <u>Journal of Gerontology</u> , 25(2):83-86, April 1971.
A004	Albany Regional Medical Program. <u>Albany Regional Medical Program: Health Manpower, Vol. 2</u> , Albany, NY: 1970. (ED 082 677)
A005	Callen, John, et al. <u>Albany-Laramie County Health Manpower and Education Profile</u> . WY: Mountain States Regional Medical Program, 1972. (ED 084 440)
A006	Goedeke, Walter, "Alleviating Needs in Appalachia: Regional Health Center Provides Health Care for a Rural and Inaccessible Population." <u>Hospitals</u> , 47(9):40-44, May 1, 1973.
A007	"An Alliance for Sharing." <u>Hospitals</u> , 47(24):51-53, December 16, 1973.
A008	Texas Office of Comprehensive Health Planning. <u>Allied Health Manpower in Texas, 1970; Report of Allied Health Manpower and Allied Health Education in Texas</u> . Austin, TX: 1970. (ED 080 825)
A009	Radtke, Hans D. <u>The Allocation of Health Producing Resources in the Pacific Northwest. Special Report #406</u> . Corvallis, OR: AES, Oregon State University, March 1974.
A010	Golomb, Harvey Stuart, and Herrold, R. "Alternative Staffing Proposal for Emergency Rooms." <u>Journal of the American Medical Association</u> , 228(3):329-333, April 15, 1974.
A011	Boyd, David R., et al. "An Ambulance Strategy for Illinois." <u>Illinois Medical Journal</u> , 144(5):487-492, November 1973.
A012	DeiRossi, J. A., et al. <u>An Analysis of Dental Manpower and Education in Illinois</u> . (Report #R-729 - IHEC). Santa Monica, CA: Rand Corporation, June 1971. (ED 057 736)

G-1

Research Publications Accepted - By Title (Continued)

<u>Doc. Acc. No.</u>	<u>Bibliographic Data</u>
A013	Loof, David H. <u>Appalachia's Children</u> . Lexington, KY: University of Kentucky, 1971.
A014	Miller, Robert W., et al. <u>Approaches to University Extension Work with the Rural Disadvantaged: Description and Analysis of a Pilot Effort</u> . (West Virginia University Bulletin Series 72 #3-3). Morgantown, WV: University of West Virginia, September 1971.
A015	"Are More Doctors the Only Answer to Rural Health Care?" <u>Medical World News</u> , 12(21):29-36, May 28, 1971.
A016	Saltzman, Ben N. "Are We Prepared?" <u>Journal of the Arkansas Medical Society</u> , 67(5):162-165, October 1970.
A017	Miller, Owen D., et al. "Assessing the Potential of Automated Health Care in a Rural Area." <u>Biomedical Sciences Instrumentation</u> , 8:19-32, 1971.
A018	Solis, Enrique, Jr., and Pettibone, Timothy J. <u>Assessment of Dental Needs in a Multicultural Population</u> . Paper presented at Rocky Mountain Educational Research Association Meeting, Las Cruces, NM: November 1972. (ED 071 790)
A019	Beck, James D., and Gernert, Edward B. "Attitudes and Background Values as Predictors of Urban-Rural Practice Location." <u>Journal of Dental Education</u> , 35:573-581, September 1971.
A020	Cresap, McCormick and Paget, Inc. <u>Attitudes and Interests of Indian People Regarding Health Careers</u> . Washington, DC: February 1972. (PB 213 889)
A021	Dean, Thomas, et al. "Attitudes of Rural Physicians toward the Medical Care of Migrant Farm Workers, Crippled Children and the Elderly." <u>American Journal of Public Health</u> , 61(11):2195-2200, November 1971.
A022	Steelman, Virginia P. <u>Attitudes Toward Food as an Indicator of Core Values: A Study of Subcultural Differences in Louisiana Rural Communities</u> . Presented at Rural Sociological Society Annual Meeting, August 1973. (ED 080 252)
A023	Craig, James L. "Automated Multiphasic Health Testing." <u>Archives of Environmental Health</u> , 27:264-266, October 1973.
A024	Sharma, Prems. "Because it Needs to be Done." <u>Journal of the American Dental Association</u> , 84:506-508, March 1972.

Research Publications Accepted - By Title (Continued)

<u>Doc. Acc. No.</u>	<u>Bibliographic Data</u>
A025	Taft, Earl A., and Byrd, Flossie M. <u>Black Families Under Stress, A Metropolitan-Nonmetropolitan Comparison of Individual and Family Disability in a Southern Area.</u> (Report #TR 72-1). Prairie View, TX: September 1972. (ED 086 381)
A026	Byrd, Flossie M., et al. <u>Black Families Under Stress, A Metropolitan-Nonmetropolitan Comparison of Human Disability in a Southern Area.</u> Paper presented at Rural Sociological Society Annual Meeting, August 1972. (ED 066 245)
A027	Vermont Vocational Rehabilitation Division, Vermont University Extension Service. <u>Bolstering up Rural Families in Vermont: Short Version of an Evaluation of a Team Pilot Project.</u> Burlington, VT: 1972 (ED 068 836)
A028	Thomas, Gordon C. G. "Breaking From Tradition in a Small Mental Health Center." <u>Hospital and Community Psychiatry</u> , 24:472-473, July 7, 1973.
A029	Royce, Paul C. "Can Rural Health Education Centers Influence Physician Distribution?" <u>Journal of the American Medical Association</u> , 220:847-849, May 8, 1972.
A030	Favero, Philip. <u>Capitation and Group Practice as Health Care Alternatives.</u> Lansing, MI: Michigan State University, 1974.
A031	Callen, John, et al. <u>Carson-Washoe County Health Manpower and Education Profile.</u> WY: Mountain States Regional Medical Program, 1972. (ED 084 438)
A032	Hassinger, Edward W., et al. <u>Changes in Health Behavior and Opinions Among Open County Families in two Missouri Counties, 1955-56 and 1968.</u> (AES Research Bulletin #994). Columbia, MO: University of Missouri, College of Agriculture, January 1973.
A033	Kraenzel, Carl F., and MacDonald, Francis H. <u>Characteristics of Discharged Mental Patients in Rural 18-County Sparsely Populated Eastern Montana.</u> (Bulletin #634). Bozeman, MT: Montana State University, March 1970. (ED 046 548)
A034	Virginia Department of Welfare and Institutions. <u>Chesapeake Social Service Bureau: Mobile Office Unit. Final Report.</u> Springfield, VA: National Technical Information Service, 1971. (PB 214 347/7)



Research Publications Accepted - By Title (Continued)

<u>Doc. Acc. No.</u>	<u>Bibliographic Data</u>
A035	Colorado Board for Community Colleges and Occupational Education, Colorado Department of Education. <u>Colorado Health Occupations Manpower Survey, 1972</u> . Denver, CO: 1972. (ED 069 914)
A036	Colorado Department of Health. <u>Colorado Rural Health Program, Annual Report. 6/1/70 - 6/1/71</u> . Denver, CO: 1971. (ED 060 984)
A037	Hildebrand, Paul R. "Colorado-Wyoming Regional Medical Programs." <u>Postgraduate Medicine</u> , 49:251-255, April 1971.
A038	Billings, James A., and Paul, Margaret F. "Commercial Airlines Industry: Some Lessons for Health Services Planners." <u>Medical Care</u> , 11(2):145-155, March/April 1973.
A039	"Communication Lines Tie Nine Rural Hospitals into Network." <u>Modern Hospital</u> , 118:93-95, April 1972.
A040	Roberts, Robert A. "Community Dentistry Now: Progress in Dental School Programs." <u>Journal of the American Dental Association</u> , 88:927-930, May 1974.
A041	Getting, Vlado A. <u>Community Health Services in Illinois</u> . 1971.
A042	NIMH, PHS. <u>Community Mental Health Center Program Operating Handbook</u> . DHEW, PHS CMHA, September 1, 1971.
A043	Levenson, Alan I., and Reff, Shirley R. "Community Mental Health Center Staffing Patterns." <u>Community Mental Health Journal</u> , 6(2):118-125, April 1970.
A044	Maine Department of Mental Health and Corrections. <u>Community Mental Health Center Survey Planning and Program Development, FY 1970</u> .
A045	Mesmer, Roger E.G. "A Community Psychiatry Program in a Rural State Hospital." <u>Hospital and Community Psychiatry</u> , 22:248-251, August 1971.
A046	Bowden, Charles L., and Reeb, Arvil E. "Community Psychiatry: Scott County Evaluation." <u>Journal of the Kentucky Medical Association</u> , 70(2):106-108, February 1972.

Research Publications Accepted - By Title (Continued)

<u>Doc. Acc. No.</u>	<u>Bibliographic Data</u>
A047	Johnson, Donald W., and Thompson, Mary B. <u>Compilation of State Dentist Manpower Reports</u> . 'Washington, DC: American Association of Dental Examiners, 1970. (ED 052 318)
A048	Governor's Health Planning Committee. <u>Comprehensive Health Plan, State of Oregon</u> , Health Planning Section, Oregon State Executive Department, January 1971. (ED 080 843)
A049	Schmid, A. Allan, et al. <u>A Comprehensive Rural Health Clinic: Case Study of Public Program Evaluation Methodology</u> . (Michigan State University Agricultural Economics Report #260), East Lansing, MI: December 1973.
A050	Erickson, Donald. "Consumer Health Education." <u>Rocky Mountain Medical Journal</u> , 69:40-43, December 1972.
A051	Ford, Amasa, and Ransohoff, David F. <u>The Contribution of Non-Physician Health Workers to the Delivery of Primary Care</u> , Cleveland, OH: Case Western Reserve School of Medicine, January 1971. (ED 080 809)
A052	Clark, Edwin J., et al. <u>Coordinated Accident Rescue Endeavor, State of Mississippi, Project CARE-SOM. Final Report. Vol. I. Operation Structure and Procedures</u> . State College, MS: September 1970. (PB 199 756)
A053	Clark, Edwin J., et al. <u>Coordinated Accident Rescue Endeavor, State of Mississippi, Project CARE-SOM. Final Report. Vol II. Appendixes</u> . State College, MS: September 1970. (PB 199 757)
A054	Beasley, W. B. "Coping with Family Planning in a Rural Area." <u>Obstetrics and Gynecology</u> , 41:155-159, January 1973.
A055	Napier, Ted L. <u>The Correlates of Health Services in the State of Ohio</u> . Columbus, OH: Department of Agricultural Economics and Rural Sociology, Ohio State University, February 1973.
A056	Sparer, Gerald, and Anderson, Arne. "Cost of Services at Neighborhood Health Centers." <u>New England Journal of Medicine</u> , 286(23):1241-1245, June 8, 1972.
A057	Bitter, James A., and Kunce, Joseph T. "Counselor's Perceptions of Problems in Delivery of Services to the Rural Disabled Disadvantaged." <u>Rehabilitation Counseling Bulletin</u> , 15(3):147-153, March 1972.

Research Publications Accepted - By Title (Continued)

<u>Doc. Acc. No.</u>	<u>Bibliographic Data</u>
A058	Trabue, Charles C., and Sacks, Richard. "The Crisis in Physician Distribution in Tennessee." <u>Journal of the Tennessee Medical Association</u> , 63(4):287-290, April 1970.
A059	Eckerling, Janet Weiss. <u>Criteria for an Experiment in Health Service Telecommunications in Puerto Rico. Final Report.</u> San Juan, PR: 1971. (PB 215 263)
A060	Cooper, James K., et al. "The Decision for Rural Practice." <u>Journal of Medical Education</u> , 47:939-943, December 1972.
A061	Updegraph, Gail. "Delivering Health Care to Rural Michigan." <u>Michigan Farm Economics</u> , #357, October 1972.
A062	Benson, Don M., and Parrucci, Dennis J. "The Delivery of Emergency Care in Northwestern Pennsylvania." <u>Journal of the American College of Emergency Physicians</u> , 3(3):145-150, May/June 1974.
A063	Bible, Bond L. <u>Delivery of Health Care in Rural Areas.</u> Speech at the 1971 Agricultural Outlook Conference, Washington, DC: February 24, 1971.
A064	Mayeda, Tadashi A. <u>Delivery of Services to Mentally Retarded Children and Adults in Five States.</u> Washington, DC: President's Commission on Mental Retardation, January 1971. (ED 052 578)
A065	Edgerton, J. Wilbert, et al. "III. Demographic Factors and Responses to Stress Among Rural People." <u>American Journal of Public Health</u> , 60(6):1065-1071, June 1970.
A066	Chapman, A. L. "A Demonstration in the Organization of Community Health Resources in Rural Pennsylvania." <u>Health Services Reports</u> , 86(7):659-662, July 1971.
A067	Pettibone, Timothy J., and Solis, Enrique, Jr. <u>Dental Health Care Models of Southwestern Cultures. Final Report.</u> Las Cruces, NM: New Mexico State University, December 1973. (ED 085 132)
A068	Washington Department of Social and Health Services, Health Manpower Program. <u>Dental Hygienists Licensed in Washington,</u> Olympia, WA: Department of Health, May 1970. (ED 080 819)
A069	Friewer, Frances, et al. "Design of a Procedure for Health Screening of Rural Adolescents." <u>Health Services Reports</u> , 86:609-615, July 1971.

Research Publications Accepted - By Title (Continued)

<u>Doc. Acc. No.</u>	<u>Bibliographic Data</u>
A070	Hardy, William E., Jr., et al. "Determining Locations for Rural Health Clinics." <u>Southern Journal of Agricultural Economics</u> , 5(2):165-174, December 1973.
A071	Chamberlain, Jonathan M. <u>Developing and Managing a Rural School Psychological Service in a Sparsely Populated Area</u> . Speech at American Personnel Guidance Association Council, March 1970. (ED 041 311)
A072	Hughes, Calista C. <u>Development of a Model Health Care Delivery System for Nebraska: Final Report</u> . Springfield, VA: NTIS, March 1973. (PB 226 316)
A073	Steinman, David. "Development of a Rural Demonstration Practice." <u>Journal of the Kentucky Medical Association</u> , January 1972.
A074	Stout, Thomas T., and Darbee, Bruce I. "Disabling Farm Accidents." <u>Ohio Report on Research and Development</u> , 57(3):35-38, May/June 1973.
A075	Hatch, John W. "Discussion of the 'How' of Community Participation in Delivering Health Care." <u>Bulletin of the New York Academy of Medicine</u> , 46(12):1084-1090, December 1970.
A076	Neal, Olly, Jr. "Discussion of the 'How' of Community Participation in Delivering Health Care." <u>Bulletin of the New York Academy of Medicine</u> , 46(12):1091-1098, December 1970.
A077	Stojanovic, Elisabeth J. "The Dissemination of Information about Medicare to Low Income Rural Residents." <u>Rural Sociology</u> , 37:253-259, June 1972.
A078	Napier, Ted N. "Distribution of Health Care Facilities and Medical Doctors in Ohio: A County Analysis." <u>Economic Information for Ohio</u> , #545, July 1973.
A079	Senters, Jo. <u>Doctors of Osteopathy Licensed in Washington</u> . Olympia, WA: Department of Social and Health Services, Health Manpower Program, September 1970. (ED 080 799)
A080	Frank, Bernadette M. "East Coast Migrant Health Project Enters Third Year." <u>Hospital Progress</u> , 53(7):52-56, July 1972.

Research Publications Accepted - By Title (Continued)

<u>Doc. Acc. No.</u>	<u>Bibliographic Data</u>
A081	USDA/ERS. <u>An Economic Analysis of the Iowa Rural Renewal Area</u> . (Agricultural Economic Report #181). Washington, DC: USDA, June 1970. (ED 043 402)
A082	USDA/ERS. <u>The Economic and Social Condition of Rural America in the 1970's: Part 1</u> . Washington, DC: GPO, May 1971. (ED 050 874)
A083	DHEW. <u>The Economic and Social Condition of Rural America in the 1970's, Part 2</u> . Washington, DC: September 1971.
A084	McCormack, Regina C., and Miller, Charles W. "The Economic Feasibility of Rural Group Practice." <u>Medical Care</u> , 10(1):73-80, January/February 1972.
A085	Cowley, R. Adams, et al. "An Economical and Proved Helicopter Program for Transporting the Emergency Critically Ill and Injured Patient in Maryland." <u>Journal of Trauma</u> , 13(12):1029-1038, December 1973.
A086	Cohen, Julius. "The Effect of Distance on Use of Outpatient Services in a Rural Mental Health Center." <u>Hospital and Community Psychiatry</u> , 23(3):79-80, March 1972.
A087	Eisner, Victor, et al. "Effectiveness of Health Screening in a School Program for Migrant Children." <u>Pediatrics</u> , 49:128-131, January 1972.
A088	Doherty, Neville. <u>Efficiency in the Distribution and Utilization of Hospital Services. A Case Study in Rural Michigan</u> . (USDA/ERS #492). Washington, DC: November 1971.
A089	Jacobs, Arthur R., and Thurber, Christine L. "Emergency Care Crisis Avoided in a Rural Community." <u>Health Services Reports</u> . 87:977-982, December 1972.
A090	Conrad, Rex D., and Kahn, Marvin W. "An Epidemiological Study of Suicide and Attempted Suicide Among the Papago Indians." <u>American Journal of Psychiatry</u> , 13(1):69-72, January 1974.
A091	Richardson, J. David, et al. "Epidemiology of Gallbladder Disease in an Appalachian Community." <u>Health Services Reports</u> , 88(3):241-246, March 1973.

Research Publications Accepted - By Title (Continued)

<u>Doc. Acc. No.</u>	<u>Bibliographic Data</u>
A092	Freedman, John I., and Hines, Martin P. "Epidemiology of Pesticide Poisoning in North Carolina." <u>Journal of the American Veterinary Medical Association</u> , 161(11):1492-1494, December 1972.
A093	Mattson, Dale E., et al. "Evaluation of a Program Designed to Produce Rural Physicians." <u>Journal of Medical Education</u> , 48(4):323-331, April 1973.
A094	Cresap, McCormick and Paget, Inc. <u>Evaluation of DHEW Health Manpower Training Programs Relative to Indians. Final Report.</u> Washington, DC: February 1972. (PB 213 888)
A095	Community Change, Inc. <u>Evaluation, Design and Analysis of Migrant Health Delivery Systems. Final Report.</u> Sausalito, CA: July 1971. (PB 222 201)
A096	Catalanello, R. F., and Mingo, D. E. "Evaluative Research Design for a Health Manpower Innovation." <u>Social Science and Medicine</u> , 6:229-239, April 1972.
A097	Niederfrank, E. J., and LeRay, N. L. <u>An Expansion in Program Strategy to Assist Rural Families Faced with Limiting Conditions: Evaluation of a Team Project in Vermont.</u> Vermont Vocational Rehabilitation Division, Burlington, VT: Vermont Vocational Rehabilitation Division, University of Vermont Extension Service, 1972.
A098	Hodges, Allen, and Mahoney, Stanley. "Expectations for the Comprehensive Mental Health Center: The Community." <u>Community Mental Health Journal</u> , 16(1):75-77, February 1970.
A099	Hassinger, Edward W., et al. <u>Extent, Type and Pattern of Use of Medical Services in a Rural Ozark Area.</u> Bulletin #965. Columbia, MO: University of Missouri, AES, February 1970. (ED 046 582)
A100	Jackson, Sheryl R., and Kuvlesky, William P. <u>Families Under Stress: An Inter-ethnic Comparison of Disability among Selected Metropolitan and Non-metropolitan Families.</u> Paper presented at Annual Meeting of Southwestern Sociological Society, March 1973. (ED 086 383)
A101	Isaacs, Gertrude. "The Family Nurse and Primary Health Care in Rural Areas." <u>Frontier Nursing Service Quarterly Bulletin</u> , 47(4), Spring 1972.

Research Publications Accepted - By Title (Continued)

<u>Doc. Acc. No.</u>	<u>Bibliographic Data</u>
A102	Kirk, Richard F., et al. "Family Nurse Practitioners in Eastern Kentucky." <u>Medical Care</u> , 9(2):160-168, March/April 1971.
A103	Knauff, Lynn A. "Family Planning in 19 Rural Counties." <u>Family Planning Perspectives</u> , 4(3):13-20, July 1972.
A104	Peterson, Ronald C. <u>Feasibility of a Program Utilizing Railroad Cars to Bring Economic Health, Education, and Social Services to Rural and Neglected Populations</u> . Washington, DC: Executive Systems Corporation, March 1970. (PB 197 796)
A105	Nolan, Robert L. "Federal Action Needed for Rural Health." <u>Rural and Appalachian Health</u> . Edited by R. L. Nolan, and J. L. Schwartz. Springfield, IL: Charles C. Thomas, 1973.
A106	Hellman, Louis M. "A Five-Year Plan for Population Research and Family Planning Services." <u>Family Planning Perspectives</u> 3(4):35-40 and 49-64, October 1971.
A107	Smith, Montgomery J. "A Five-year Prospective Survey of Rural Children with Asthma and Hay Fever." <u>Journal of Allergy and Clinical Immunology</u> , 47(1):23-30, January 1971.
A108	Butler, Irene, and Schaffner, Richard. "Foreign Medical Graduates and Equal Access to Medical Care." <u>Medical Care</u> , 9(2):136-143, March/April 1971.
A109	Keskiner, Ali, et al. "The Foster Community: A Partnership in Psychiatric Rehabilitation." <u>American Journal of Psychiatry</u> , 124(3):383-388, September 1972.
A110	Isaacs, Gertrude. "Frontier Nursing Service, Family Nursing in Rural Areas." <u>Clinical Obstetrics and Gynecology</u> , 15:394-407, June 1972.
A111	Brown, Douglas R., et al. "Graduate Students and Cayuga County Plan." <u>Health Services Reports</u> , 87:496-500, June/July 1972.
A112	Washington Department of Social and Health Services, Planning and Community Affairs Agency. <u>A Guide to Health Manpower Resources, 1970</u> . Olympia, WA: Department of Social and Health Services, Planning and Community Affairs Agency, May 1971. (ED 080 803)

Research Publications Accepted - By Title (Continued)

<u>Doc. Acc. No.</u>	<u>Bibliographic Data</u>
A113	Anderson, Gwen, and Tighe, Bridget. "Gypsy Culture and Health Care." <u>American Journal of Nursing</u> , 73(2):282-285, February 1973.
A114	Levine, David. <u>Head Start Psychological Services in a Rural Program</u> . Paper presented at American Psychological Association Convention, September 1972. (ED 070 516)
A115	Barrow, J. Gordon. "Health Access Stations." <u>Journal of the Medical Association of Georgia</u> , 62:48-49, February 1973.
A116	Speller, J. Finton. <u>Health and Medical Services for Seasonal Farm Workers. Annual Progress Report</u> . Pennsylvania Department of Health, 1973.
A117	Carter, James, et al. <u>Health and Nutrition in Disadvantaged Children and Their Relationship with Intellectual Development. Collaborative Research Report</u> . (Report No. Br-7-0706). DHEW/OE, 1970. (ED 052 816)
A118	Roe, Daphne A., and Eikwert, Kathleen R. <u>Health and Nutritional Status of Working and Non-Working Mothers in Poverty Programs</u> . Springfield, VA: NTIS, January 1974. (PB 226 821)
A119	Steinman, David. "Health Care Barriers in Appalachia." <u>Rural and Appalachian Health</u> . Edited by R. L. Nolan, and J. L. Schwartz. Springfield, IL: Charles C. Thomas, 1973.
A120	Bible, Bond L. <u>Health Care Delivery in Rural Areas. AMA Report #MP 700</u> . Chicago, IL: AMA, 1972 (rev). (ED 076 287)
A121	Truscott, B. Lionel. "Health Care Delivery in the Community. Use of Available Resources." <u>Journal of the American Medical Association</u> , 222:289-291, July 17, 1972.
A122	Guidotti, Tee L. "Health Care for a Rural Minority." <u>California Medicine</u> , 118:98-104, April 1973.
A123	Sanchez, Raymond, and Bynum, Gaither. "Health Care in Rural New Mexico." Proceedings of Fogarty International Development Conference. <u>Journal of Medical Education Supplement</u> , 48(12):124-129, December 1973.
A124	Doherty, Neville, et al. <u>Health Care Industries in Michigan Grand Traverse and Cooper County Regions. Report #177</u> . East Lansing, MI: Michigan State University, AES, December 1972.



Research Publications Accepted - By Title (Continued)

<u>Doc. Acc. No.</u>	<u>Bibliographic Data</u>
A125	Willie, Charles V. "Health Care Needs of the Disadvantaged in a Rural-Urban Area." <u>Health Services Reports</u> , 87:81-86, January 1972.
A126	Bolaria, Bhopinder S. <u>Health Care, Health and Illness Behavior of Low Income Families in the State of Maine</u> . Augusta, ME: Regional Medical Program Research and Evaluation Service, January 1971. (ED 065 802)
A127	Afek, Luella B., and Hickey, Jane. "Health Classes for Migrant Workers' Families." <u>American Journal of Nursing</u> , 72:1296-1298, July 1972.
A128	de Montigny, Lionel H. <u>Health Factors Influencing Education of American Indians</u> . A position paper; submitted to <u>Southwestern Cooperative Education Laboratory</u> , April 1970. (ED 057 957)
A129	Steinman, David. "Health in Rural Poverty." <u>American Journal of Public Health</u> , 60:1813-1823, September 1970.
A130	Clark, Margaret. <u>Health in the Mexican American Culture: A Community Study</u> . 2nd ed., Berkeley, CA: University of California Press, 1970.
A131	Fenderson, Douglas A. "Health Manpower Development and Rural Services." <u>Journal of the American Medical Association</u> , 225(13):1627-1631, September 24, 1973.
A132	South Carolina Advisory Council for Comprehensive Health Planning. <u>Health Manpower in South Carolina: Report of Task Force on Health Manpower</u> ; Columbia, SC: December 1970. (ED 080 885)
A133	Bognanno, Mario F., et al. <u>Health Manpower Resources: Patterns and Trends. A Study of Health Manpower in Iowa</u> . Iowa Department of Health, Iowa Regional Medical Program, August 1970. (ED 080 848)
A134	Saltzman, Ben N. "Health Problems of the Elderly in Rural Areas." <u>Journal of the Arkansas Medical Society</u> , 66(12):481-483, May 1970.
A135	Afek, Luella B. "A Health Referral System for Migrants." <u>Health Services Reports</u> , 88:31-33, January 1973.

Research Publications Accepted - By Title (Continued)

<u>Doc. Acc. No.</u>	<u>Bibliographic Data</u>
A136	Hardy, William E., Jr. "Health Resources in Rural Areas." <u>Highlights of Agricultural Research</u> , 20(2):11, Summer 1973.
A137	Hassinger, Edward W., and Hobbs, Daryl J. <u>Health Service Patterns in Rural Urban Areas</u> . (Research Bulletin #986). Columbia, MO: Columbia College of Agriculture, AES, 1972.
A138	Baty, Carl F., et al. <u>Health Service Planning Regions for Louisiana</u> . (Bulletin #650). Louisiana AES, January 1971.
A139	Johns Hopkins University. <u>A Health Service Policy Plan for the State of Maryland. Report of the Multidisciplinary Health Planning Group of the Johns Hopkins University to Maryland Comprehensive Health Planning Agency</u> . Baltimore, MD: June 1974.
A140	Anderson, Ronald, et al. <u>Health Service Use. National Trends and Variations 1953-1971</u> . (Report No. DHEW-Pub. HSM 73-3004). October 1972. (ED 076 875) (PB 219 652)
A142	McCormack, Regina C., and Miley, Chase. "Health Service Utilization in Central Virginia. A Comparison of Estimated and Observed Rates." <u>American Journal of Public Health</u> , 60(9):1733-1738, October 1970.
A141	Matthews, Tresa H. <u>Health Services in Rural America</u> . (Agricultural Information Bulletin #362). Rural Development Service and Economic Research Service, April 1974.
A143	Durbin, Louise. "Health Start: The Maine Story." <u>Children Today</u> , 1(6):2-6, November/December 1972.
A144	Hepner, James O., and Hepner, Donna M. <u>The Health Strategy Game</u> . St. Louis: C. V. Mosby, 1973.
A145	Metropolitan Inter-County Council. <u>Helicopter Ambulance Service to Emergencies "Project Haste."</u> Final Report. Minneapolis, MN: March 31, 1971. (PB 200 308)
A146	Henderson County Migrant Council, Inc. <u>Henderson County Migrant and Family Health Service; 1970 Migrant Health Project, Annual Report</u> . Hendersonville, NC: November 1970. (ED 046 613)
A147	Hawaii Department of Health, <u>HI State Plan - Facilities for the Mentally Retarded</u> . HI: August 1970. (ED 054 563)

Research Publications Accepted - By Title (Continued)

<u>Doc. Acc. No.</u>	<u>Bibliographic Data</u>
A148	Office of Program Planning and Analysis. <u>Hill-Burton Project Register, July 1, 1947 - June 30, 1970</u> . Rockville, MD: Health Care Facilities Service, DHEW/PHS, June 1970. (PB 198 567)
A149	Palomba, Neil A. "HMO's: One Approach to Integrating the Health System." <u>Hospital Progress</u> , 55(4):36-39, April 1974.
A150	Florida Department of Public Welfare. <u>Homemaker Service in the Nine Counties in District 3</u> . Jacksonville, FL: August 1971. (PB 214 327)
A151	"Howard University Mississippi Project." <u>Journal of the National Medical Association</u> , 62:465-466, November 1970.
A152	Richardson, J. David, et al. "Impact of Surgical Diseases on an Appalachian Community." <u>Kentucky State Medical Journal</u> , 69:100-104, February 1971.
A153	Blancett, Bob L. <u>Implementation of a Migrant Education Program in the Richgrove School District</u> . PhD Thesis. Walden University, July 1972. (ED 063 990)
A154	Waller, Julian A. "Implementing Rural Emergency Health Service Systems." <u>Journal of the American College of Emergency Physicians</u> , 3(3):151-155, May/June 1974.
A155	Minnesota Department of Health. <u>Increasing the Availability of Public Health Nurses in Rural Settings</u> . Minneapolis, MN: July 1970. (PB 192 662)
A156	Trimble, Joseph E. <u>An Index of the Social Indicators of the American Indian in Oklahoma</u> . Oklahoma City, OK: January 1972. (ED 064 002)
A157	PHS/Division of Indian Health. <u>The Indian Health Program of U.S. Public Health Service, 1972</u> . Washington, D.C.: GPO, August 1972. (ED 086 411)
A158	Sciara, Frank, and Shively, Ben F., ed. <u>Indiana Migrant Education Programs; A Guide for Education Program Objectives and Appraisal</u> . August 1971. (ED 054 880)
A159	Fahs, Ivan J., et al. "Indicators of Need for Health Care Personnel." <u>Medical Care</u> , 9(2):144-151, March/April 1971.
A160	Berger, Michael L. "The Influence of the Automobile on Rural Health Care, 1900-1929." <u>Journal of the History of Medicine and Allied Sciences</u> , 28(4):319-335, October 1973.

Research Publications Accepted - By Title (Continued)

<u>Doc. Acc. No.</u>	<u>Bibliographic Data</u>
A161	Lapham, Robert J. <u>The Integration of Family Planning and Maternal Child Health Programs in Rural Areas: A Developing Approach.</u> The Population Council, November, 1972. (ED 069 448)
A162	Bartel, Alan G., and Hames, Curtis G. "Intensive Coronary Care in a 42-Bed Rural Hospital." <u>Journal of the Medical Association of Georgia</u> , 59:285-289, July 1970.
A163	Good Neighbor Commission of Texas. <u>Interagency Task Force on Migrant Labor. Special Report, 1970.</u> Austin, TX.
A164	Thiede, Henry A. "Interdisciplinary Maternal Child Health Care Teams can Function within the System--With Proper Planning." <u>American Journal of Diseases of Children</u> , 127(5):633-635, May 1974.
A165	White, P.E., and Vlasak, G.J., eds. <u>Interorganizational Research in Health. Conference Proceedings</u> , Baltimore, MD: 1971. (PB 198 807)
A166	Headley, Robert N., et al. "Is Coronary Care Really Feasible in Small Rural Hospitals?" <u>Southern Medical Journal</u> , 66:929-933, August 1973.
A167	Milham, Samuel, Jr. "Leukemia and Multiple Myeloma in Farmers." <u>American Journal of Epidemiology</u> , 94(4):307-310, October 1971.
A168	Hildreth, R. J. "A Look to the Future in Rural Development Research and Extension: The Northwest in National and Regional Perspective." <u>Papers of Workshop on Current Rural Development in Regional Research in the Northwest.</u> Edited by Lucy M. Cunnings. Ithaca, NY: USDA/CSRS July 1972. (ED 077 609)
A169	Beasley, Joseph D., and Wells, John P. "Louisiana: Developing and Managing a Statewide Family Planning Program." <u>Family Planning Perspectives</u> , 3(4):68-79, October 1971.
A170	Pine Tree Society for Crippled Children and Adults. <u>Maine Demonstration Project, RD-1034: Organization and Coordination of Rehabilitation Resources in a Rural State.</u> Bath, ME: 1971. (PH 214 241)

Research Publications Accepted - By Title (Continued)

<u>Doc. Acc. No.</u>	<u>Bibliographic Data</u>
A171	Governor's Committee on Community Health Assistance. <u>Medical Care for Small Communities</u> . Raleigh, NC: North Carolina Department of Administration. July 1972. (ED 069 443)
A172	Taylor, Mark, et al. "Medical Students' Attitudes Toward Rural Practice." <u>Journal of Medical Education</u> , 48:885-895, October 1973.
A173	Heise, A. L., et al. "Meeting the Dental Treatment Needs of Indigent Rural Children." <u>Health Services Reports</u> , 88(7):591-600, August/September 1971.
A174	Ganser, L. J., and Henry, Catherine M. "A Mental Health Education Program in a Rural Area." <u>Hospital and Community Psychiatry</u> , 21(2):64-68, February 1970.
A175	Yahraes, Herbert, et al. <u>The Mental Health of Rural America: The Rural Programs of the National Institute of Mental Health</u> , (DHEW # HSM 73-9035). Edited by Segal, Julius. Rockville, MD: DHEW, August 1973.
A176	"Mental Health Services for Rural Counties. Kings View Community Mental Health Center, Reedley, California." <u>Hospital and Community Psychiatry</u> , 22(10):229-301, October 1971.
A177	Standle, James O. <u>Mental Retardation in Rural Texas: An Examination of Selected Counties</u> . Presented at Southwest Social Science Association Annual Meeting, March 1973. (ED 075 157)
A178	Genesee/Finger Lakes Regional Planning Board. <u>The Migrant - A Human Perspective</u> . Report #14. Rochester, NY: December 1972. (PB 223 418)
A179	New Jersey Department of Health. <u>Migrant Health Program: New Jersey State Department of Health, 1970 Annual Report</u> . Trenton NJ: 1970. (ED 058 995)
A180	Texas Department of Health. <u>Migrant Health Program (Texas). Annual Report, 1970</u> . Austin, TX: April 1971. (ED 057 935)
A181	Garrison, Glen, et al. "Migration of Urbanites to Small Towns for Medical Care." <u>Journal of the American Medical Association</u> , 227(7):770-773, February 18, 1974.

Research Publications Accepted - By Title (Continued)

- | <u>Doc. Acc. No.</u> | <u>Bibliographic Data</u>  |
|----------------------|--|
| A182                 | Callen, John, et al. <u>Missoula County Health Manpower and Education Profile</u> . Great Falls, MT: Mountain States Regional Medical Program (Idaho, Montana, Nevada, Wyoming), 1972. (ED 084 442)                            |
| A183                 | Craig, James L., and Craig, Robert L. "Mobile Multiphasic Health Testing in TVA's Occupational Health Program." <u>Industrial Medicine and Surgery</u> , 40:10-15, October 1971.   |
| A184                 | Snyder, Lilja. "Mobile Unit Health Care in Rural Minnesota." <u>Minnesota Medicine</u> , 56(10): (Supplement 2):97-101, October 1973.  |
| A185                 | Hofstatter, L., et al. "A Modern Psychiatric Delivery System for Urban and Rural Areas." <u>Southern Medical Journal</u> , 65(7):875-881, July 1972.   |
| A186                 | MACRO Systems, Inc. <u>National Health Service Corps: Five Year Evaluation Plan</u> . Silver Spring, MD: May 1972. (PB 222 179)  |
| A187                 | Pollner, Philip, and Parrish, Jerrold J. "National Health Service Corps and Primary Care Training." <u>Journal of the American Medical Association</u> , 228:1405-1407, June 10, 1974.   |
| A188                 | Lucas, James B. "The National Venereal Disease Problem." <u>Medical Clinics of North America</u> , 56(5):1073-1086, September 1972.  |
| A189                 | Senters, Jo. <u>Naturopaths Licensed in Washington</u> . Olympia, WA: Washington Department of Social and Health Services, September 1970. (ED 080 821)  |
| A190                 | Payne, Ethel F., and Terrell, Elizabeth L. <u>New Approaches to the Delivery of Total Services to Blind People: Operation Insight</u> : Richmond, VA: Virginia Commission for the Visually Handicapped, May 1971. (PB 215 437) |
| A191                 | Sikora, John F. "New Dental Services for Migrant Children." <u>Health and Social Services in Wisconsin</u> , pp. 8-9, April/June 1970.   |
| A192                 | Goldmark, Peter C. <u>The New Rural Society</u> . Presented at the National Cable TV Association Annual Convention, May 1972. (ED 064 921)   |
| A193                 | Appalachian Regional Commission. <u>1971 Annual Report of the Appalachian Regional Commission</u> . Washington, D.C.: December 1971. (ED 068 255)  |

Research Publications Accepted - By Title (Continued)

<u>Doc. Acc. No.</u>	<u>Bibliographic Data</u>
A194	Ballangee, Judith K., ed. <u>1972 Annual Report of the Appalachian Regional Commission</u> . Washington, D. C., Appalachian Regional Commission. 1972 (ED 077 604)
A195	Leadly, Samuel M., and Thomson, Joan S. <u>Non-governmental Social Planning in Rural Areas of U. S.</u> Paper presented at the World Congress for Rural Sociology, August 1972. (ED 070 956)
A196	Weil, Thomas P. "The Nonurban Hospital in Missouri." (Part I). <u>Missouri Medicine</u> , 69:644-649, August 1972.
A197	Meglen, Marie C., and Burst, Helen V. "Nurse Midwives Make a Difference." <u>Nursing Outlook</u> , 22(6):380-387, June 1974.
A198	Edwards, John A., and Lindsey, Phoebe. "The Nurse Practitioner: Idaho's Experiment to Improve Rural Health Care." <u>Northeast Medicine</u> , 71:842-844, November 1972.
A199	Flitter, Hessel Howard. <u>Nursing in the Mountain State of West Virginia: An Assessment and a Plan of Action. Final Report of Committee to Study Nursing Needs in West Virginia</u> . 1971. (ED 080 823)
A200	Kehrer, Barbara H. <u>The Nursing Shortage and Public Policy. An Economic Analysis of the Demand for Hospital Nurses in Connecticut</u> . PhD dissertation. New Haven, CT: Yale University, 1970. (PB 192 151)
A201	Wechsler, Henry. <u>NY State Dental Manpower Study</u> . Albany, NY: New York Education Department, 1971. (ED 063 894)
A202	Crawford, Charles O. <u>Organization of Health Services for Rural Areas</u> . (AE and RS Pub. #106). University Park, PA: Pennsylvania State University, AES, June 1973.
A203	Jones, Lonnie L. <u>Organization of Public Service Delivery Systems for Rural Areas: Concepts and Measures</u> . Presented to National Workshop and Joint Committee Meeting on Problems of Research on Delivery of Community Services in Rural Areas, December 1971. (ED 057 977)
A204	Chamberlin, Richard T. "The Organization of Rural Health Services, An Approach by the Upper Kennebec Valley Regional Authority." <u>Journal of the Maine Medical Association</u> , 61(2):27-29, February 1970.

Research Publications Accepted - By Title (Continued)

<u>Doc. Acc. No.</u>	<u>Bibliographic Data</u>
A205	Oregon Board of Health. <u>Oregon Migrant Health Project: 1971 Annual Report</u> . Portland, OR: 1971. (ED 063 063)
A206	Palm Beach County Health Department. <u>Palm Beach County Health Department Migrant Project; Annual Progress Report, 1972-73</u> . West Palm Beach, FL: April 1973. (ED 085 161)
A207	Londergan, Susan, et al. <u>Patterns of Drug Use Among Adolescents in a Rural Community and in a Suburban Community</u> . Presented at Rural Sociological Society Meeting, 1971. (ED 052 882)
A208	Hoekelman, Robert A., et al. "Pediatric Nurse Practitioners and Well Baby Care in a Small Rural Community." <u>American Nurses Association Clinical Sessions</u> , pp. 103-113, 1972.
A209	Pennsylvania Department of Community Affairs. <u>The Pennsylvania Panel on Rural Poverty. Final Summary Report, 1971</u> . Harrisburg, PA: November 1971. (ED 071 832)
A210	Hassinger, Edward W., et al. <u>Perception of Health Practitioners by Respondents in a Rural Area</u> . (AES Research Bulletin #964). Columbia, MO: University of Missouri, College of Agriculture, March 1971.
A211	Champion, Dean J., and Olsen, Donald J. "Physician Behavior in Southern Appalachia: Some Recruitment Factors." <u>Journal of Health and Social Behavior</u> , 12(3):245-252, September 1971.
A212	Cordes, Sam M., and Barkley, Paul W. <u>Physicians and Physician Services in Rural Washington</u> . (Bulletin #790). Washington AES, 1974.
A213	Bible, Bond L. "Physicians' Views of Medical Practice in Non Metropolitan Communities." <u>Public Health Reports</u> , 85:11-17, January 1970.
A214	MacQueen, John C. "A Plan for the Distribution of Physicians and the Health Care Units Needed to Provide Health Services in Iowa." <u>Papers of the Rural Community Development Seminar: Focus on Iowa</u> : Ames, IA, Iowa State University, May 1972. (ED 076 891)
A215	Jordan, Robert F., et al. <u>Planning a Helicopter Transportation System to Augment Emergency and Regional Medical Programs in a Test Region of West Virginia; Morgantown, WV</u> : West Virginia University, 1970. (PB 195 801)



Research Publications Accepted - By Title (Continued)

<u>Doc. Acc. No.</u>	<u>Bibliographic Data</u>
A216	Steele, Carolyn I. <u>Planning Services for Retirement Communities in Underpopulated Areas; Implications for Social Work Education and Practice.</u> Atlanta, GA: Council on Social Work - Education. (Annual Meeting), March 10-13, 1974.
A217	Ross, Austin, Jr., and Boyle, Robert L., Jr. "Planning Urban-Rural Exchange Programs." <u>Hospitals</u> , 46(14):55-59, July 16, 1972.
A218	Washington Department of Social and Health Services. <u>Podiatrists Licensed in Washington.</u> Olympia, WA, Washington Department of Social and Health Services, May 1970. (ED 080 820)
A219	Falk, Leslie A. "The Potential Role of the Medical School in Rural Health Care Delivery." <u>Rural and Appalachian Health</u> , edited by R. L. Nolan, and J. L. Schwartz. Springfield, IL: Charles C. Thomas, 1973.
A220	Crampton, Richard, et al. "Prehospital Coronary Care in Charlottesville and Albermarle County." <u>Virginia Medical Monthly</u> , 99(11):1191-1196, November 1972.
A221	Castleton, Kenneth B. "The Present Dilemma of Rural Health Services." <u>Rocky Mountain Medical Journal</u> , 67:29-34, January 1970.
A222	Greenberg, Robert A., et al. "Primary Child Health Care by Family Nurse Practitioner." <u>Pediatrics</u> , 53:900-906, June 1974.
A223	Carter, Marshall L., et al. "Principal Components Analysis of the Distribution of Physicians, Dentists and Osteopaths in a Midwestern State." <u>American Journal of Public Health</u> , 61:1556-1564, August 1971.
A224	Richardson, J. David, and Scutchfield, F. Douglas. "Priorities in Health Care: The Consumer's Viewpoint in an Appalachian Community." <u>American Journal of Public Health</u> , 63:79-82, January 1973.
A225	Baggish, David A., and Kimball, D. P. "The Problem of Transportation to Medical Facilities on an Indian Reservation." <u>Medical Care</u> , 11(6):501-508, November/December 1973.

Research Publications Accepted - By Title (Continued)

<u>Doc. Acc. No.</u>	<u>Bibliographic Data</u>
A226	Rice, Thomas J., and Bernstein, Stephen B. "The Process of Community Intervention in an Isolated Appalachian Mountain Hollow." <u>Medical Care</u> , 9(4):365-371, July/August 1971.
A227	Holmes, O. Wendell. "A Profile of Disabled Household Heads and Spouses in Rural Areas of Ozarks Region." (Agricultural Economic Report #217). Washington, DC: USDA/ERS, November 1971. (ED 058 990)
A228	Clement, J. Edwin. "A Program of Indigent Obstetrical Care and Planned Parenthood in a Rural North Carolina County." <u>American Journal of Obstetrics and Gynecology</u> . 108(1):63-67, September 1, 1970.
A229	Reddy, S. K. <u>Programs for Rural Development: A Comparison of Three Mississippi Multicounty Centers</u> . Presented at Association of Southern Agricultural Workers, February 1973: Mississippi State University. (ED 071 799)
A230	Albrecht, Stan L., and Miller, M. K. "The Provision of Health Related Services in Rural and Urban Areas." <u>Utah Science</u> , 34(3):78-81, September 1973.
A231	Owen, Wayne L. <u>The Psychological Researcher in a Rural Setting: Problems and Limitations</u> . Washington, DC: American Personnel and Guidance Association (DC), Regional Child Service (UT), March 1970. (ED 040 452)
A232	Rose, Gerald S. <u>The Public Health Crisis: An Analysis of the Rising Cost of Health Care in the U.S.</u> Carlisle Barracks, PA: Army War College Medical Service Corps, February 1972. (AD 767 456)
A233	Sanders, Irwin T. "Public Health in the Community." <u>Handbook of Medical Sociology</u> , edited by Howard E. Freeman, et al. Englewood Cliffs, NJ: Prentice-Hall, 1972 (2nd ed.).
A234	Paulsen, Arnold. "Public Income Transfer Policies and Rural Communication; The Poor and the Dependent." <u>Papers of the Rural Community Development Seminar: Focus on Iowa</u> . Ames, IA: May 1972. (ED 076 891)

Research Publications Accepted - By Title (Continued)

<u>Doc. Acc. No.</u>	<u>Bibliographic Data</u>
A235	Litman, Theodor J. "Public Perceptions of the Physicians Assistant--Rural Iowa and Minnesota." <u>American Journal of Public Health</u> , 62:343-346, March 1972.
A236	Thomas, Reese A. <u>Public Relations and the Role of the Rural School Psychologist</u> . American Personnel and Guidance Association, presented at Convention, Washington, DC: March 1970. (ED 040 453)
A237	New Mexico Health and Social Service Department. <u>A Public Welfare Plan to Develop a Program in Community Planning</u> . Santa Fe, NM; January 1972. (PB 214 344)
A238	Rice, Thomas J., and Meyer, Roger J. "Raising the Level of Child Health in a Rural Community." <u>American Journal of Public Health</u> , 60(12):2284-2288, December 1970.
A239	Crawford, Ronald L., and McCormack, Regina C. "Reasons Physicians Leave Primary Practice." <u>Journal of Medical Education</u> , 46(4):263-268, April 1971.
A240	Wheeler, Kenneth E. "The Regional Health Authority: A Possible Approach to Rural Health Problems." <u>Inquiry</u> , 7(2):15-30, June 1970.
A241	Margulies, Harold. "Regional Medical Programs--Impact on Rural America." <u>Journal of the Tennessee Medical Association</u> , 64:782-786, September 1971.
A242	Hildebrand, Paul R. "Regional Medical Programs, Colorado-Wyoming.:" <u>Postgraduate Medicine</u> , 49:251-255, April 1971.
A243	Bratrude, Amos P. "Regional Medical Programs, Washington-Alaska." <u>Postgraduate Medicine</u> , 48:274-277, October 1970.
A244	Hassinger, Edward, and Hobbs, Daryl. "The Relation of Community Context to Utilization of Health Services in a Rural Area." <u>Medical Care</u> , 11(6):509-522, November/December 1973.
A245	Anderson, James G. <u>Remote Area Health Services: Southwest New Mexico. Vol. 1 Design, Development and Accomplishments</u> . Las Cruces, NM: Regents of New Mexico State University, May 1970. (PB 208 103)

Research Publications Accepted - By Title (Continued)

<u>Doc. Acc. No.</u>	<u>Bibliographic Data</u>
A246	Senters, Jo, and Cohen, Lynn. <u>Report on Chiropractors Licensed in Washington: Information on Education and Training Program.</u> Olympia, WA: Washington Department of Social and Health Services, Health Manpower Project, June 1970. (ED 080 829)
A247	Held, Berel, and Prystowsky, Harry. "Research in the Delivery of Health Care: Changing Reproductive Trends." <u>American Journal of Obstetrics and Gynecology.</u> 109(1):32-35, January 1, 1971.
A248	Held, Berel, and Prystowsky, Harry. "Research in the Delivery of Health Care: Evolution of a Maternity and Infant Care Project." <u>American Journal of Obstetrics and Gynecology.</u> 112(4):527-533. February 15, 1972.
A249	DOL, Manpower Administration. <u>Review of the Rural Manpower Service, 1972.</u> Washington, DC: 1972. (ED 072 889)
A250	Governor's Task Force on Rural Affairs. <u>Revitalizing Rural Washington: Report and Recommendations of the Governor's Task Force on Rural Affairs.</u> Olympia, WA: May 1971. (ED 055 708)
A251	Rural Affairs Study Commission. <u>Rural Affairs Study Commission, A Report to the Governor and the General Assembly of the Commonwealth of Virginia, 1971.</u> Richmond, VA: 1971. (ED 070 542)
A252	McClendon, E. L., and Fikes, Jerald M. "Rural Ambulance Service." <u>Hospitals,</u> 45(8):68-71, April 16, 1971.
A253	Loof, David H. "Rural Appalachians and their Attitudes Toward Health." <u>Rural and Appalachian Health,</u> edited by R. L. Nolan and J. L. Schwartz, Springfield, IL, Charles C. Thomas, 1973.
A254	Archanbo, Judith, and Briscoe, May E. <u>Rural Child Care Project, 1968-1969, Research Evaluation. Vol. I: A Description of the Rural Child Care Project, 1965-1969. Final Report.</u> Frankfort, KY: Kentucky Child Welfare Research Foundation, Inc., October 1970. (ED 055 681)

Research Publications Accepted - By Title (Continued)

<u>Doc. Acc. No.</u>	<u>Bibliographic Data</u>
A255	Archambo, Judith, and Briscoe, May E. <u>Rural Child Care Project, 1968-1969, Research Evaluation. Vol. II: Hypothesis 1-8, Final Report.</u> Frankfort, KY: Kentucky Child Welfare Research Foundation, Inc., October 1970. (ED 055 682)
A256	Archambo, Judith P. <u>Rural Child Care Project, 1969-1970, Research Evaluation. Final Report.</u> Frankfort, KY: Kentucky Child Welfare Research Foundation, Inc., December 1970. (ED 055 683)
A257	Waller, Julian A. "Rural Emergency Care--Problems and Prospects." <u>American Journal of Public Health</u> , 63(7):631-634, July 1973.
A258	Carter, A. B. "Rural Emergency Psychiatric Services." <u>American Journal of Nursing</u> . 73(5):868-869, May 1973.
A259	Ensminger, Douglas, and Longmore, T. Wilson. "Rural Health." <u>Rural Life in the U. S.</u> , edited by Carl C. Taylor, et al. Westport, CT: Greenwood Press, 1972.
A260	Sanchez, Raymond, and Bynum, Gaither. "Rural Health Care in New Mexico." <u>Rocky Mountain Medical Journal</u> , 68:53-55, September 1971.
A261	Shepard, Frank M., and Wiley, Beulah. "Rural Health Care in Virginia." <u>Virginia Medical Monthly</u> , 100:717-721, August 1973.
A262	Hassinger, Edward W., and McNamera, Robert J. "Rural Health in the U. S." <u>The Quality of Rural Living. Proceedings of a Workshop.</u> (Report #ISBN-0-309-01940-0). Washington, DC: National Academy of Sciences, 1971. (ED 072 880)
A263	Hughes, Edward C. <u>Rural Health Planning, New York State.</u> Syracuse, NY: Community Medical Service, 1971.
A264	Shepard, Frank M., and Wiley, Beulah. "Rural Health Services--A Community-University Cooperative Venture." <u>Hospitals</u> , 46(18):66-70, September 16, 1972.

Research Publications Accepted - By Title (Continued)

<u>Doc. Acc. No.</u>	<u>Bibliographic Data</u>
A265	Bentz, W. Kenneth, et al. "Rural Leaders' Perceptions of Mental Illness." <u>Hospital and Community Psychiatry</u> , 22(5):143-145, May 1971.
A266	Oseasohn, Robert, et al. "Rural Medical Care." <u>Journal of the American Medical Association</u> , 218(9):1417-1419, November 29, 1971.
A267	Brady, Patrick G., and Reynolds, Richard C. "Rural Medical Practice, Computer Assisted Method to Show Patient Care." <u>Postgraduate Medicine</u> , 51(3):249-253, March 1973.
A268	Koutsky, Carl D., et al. "Rural Mental Health in Alaska." <u>Alaska Medicine</u> , 12(3):21-23, March 1970.
A269	Marcus, Howard, and Crampton, Richard. "Rural Mobile Coronary Care." <u>Virginia Medical Monthly</u> , 101:126-128, February 1974.
A270	Verby, John E. "Rural Physician's Associate Program." <u>Journal of Medical Education</u> , 47:907-908, November 1972.
A271	Senta, Michael R. "Rural Physicians Associate Program, 1971-1972." <u>Minnesota Medicine</u> , September 1973.
A272	Pennsylvania Department of Community Affairs. <u>The Rural Planning Specialist, A Unique Approach to the Problems of Poverty in Rural America</u> . Harrisburg, PA: 1973. (ED 082 878)
A273	Catterlee, James L., and Riley, Marvin P. <u>Rural Poverty in Three Eastern South Dakota Countries</u> . (South Dakota AES Bulletin #602). Brookings, SD: September 1972. (ED 086 222)
A274	Hansen, Carl E. "Rural Rehabilitation - The County Agent." <u>Journal of Rehabilitation</u> , 38:20-22, March/April 1972.
A275	Nobrega, Fred, et al. "Rural Satellite Health Facility." <u>Minnesota Medicine</u> , 56(10):91-96 (Section 2), October 1973
A276	Herjanic, Barbara M. "A Rural Versus Urban Children's Mental Health Clinic Population." <u>Journal of the American Academy of Child Psychiatry</u> , 11(3):583-594, July 1972.

Research Publications Accepted - By Title (Continued)

<u>Doc. Acc. No.</u>	<u>Bibliographic Data</u>
A277	Doherty, Neville. <u>Rurality, Poverty and Health: Medical Problems in Rural Areas</u> . (Agricultural Economic Report #172). Washington, DC: USDA/ERS, February 1970.
A278	Steinman, David, and Deisher, Joseph P. "SAMA'S Summer in Kentucky." <u>Journal of The Kentucky Medical Association</u> , 68:104-109, March 1970.
A279	Dougherty, Sarah E. "A School Health Program for the Children of Migrant Seasonal-Agricultural Workers." <u>Journal of School Health</u> , 41:115-118, March 1971
A280	Nasl., David A., and Fishman, Sherwin R. "Selected Dental Findings of a Rural County in Appalachia." <u>Journal of Public Health Dentistry</u> , 31(4):243-250, Fall 1971.
A281	Phillips, G. Howard, and Pugh, Albert R. <u>Selected Health Practices Among Ohio's Rural Residents</u> . (Research Bulletin #1038). Wooster, OH: Ohio Agricultural Research and Development Center, July 1970. (ED 051 948)
A282	North Carolina Department of Public Instruction. <u>Serving Migrant Families</u> . Raleigh, NC: 1970. (ED 044 209)
A283	North Carolina Department of Public Instruction. <u>Serving Migrant Families</u> . Raleigh, NC: 1971. (ED 056 803)
A284	Bill, Herbert E. "Seven Years of North Carolina Perinatal Mortality Rates." <u>North Carolina Medical Journal</u> , 32(6):215-242, June 1971.
A285	Callen, John, et al. <u>Sheridan County Health Manpower and Educational Profile</u> . Boise, ID: Mountain States Regional Medical Program, 1972. (ED 084 444)
A286	"Small Town Life in Wisconsin Lures Specialists." <u>Wisconsin Medical Journal</u> , 71:19-20, November 1972.
A287	Wilcox, Leslie D., et al. <u>Social and Economic Indicators of Rural Development from a Sociological Viewpoint. A Suggested Empirical Approach</u> . (Journal #7032). Ames, IA: Agriculture and Home Economics Research Station, February 1972. (ED 084 076)

Research Publications Accepted - By Title (Continued)

<u>Doc. Acc. No.</u>	<u>Bibliographic Data</u>
A288	Crawford, Charles O. "Some Parameters of Rural Health Service Delivery." <u>Pennsylvania Health</u> , pp. 6-8, Summer 1973.
A289	Senters, Jo. <u>Speech and Hearing Professionals in Washington</u> . Olympia, WA: Washington Department of Social and Health Services, June 1971. (ED 080 832)
A290	Acton, Jan P., and Levine, Robert A. <u>State Health Manpower Planning: A Policy Overview</u> . (Report #R-724-RC). Santa Monica, CA: Rand Corporation, May 1971. (ED 058 409)
A291	Edwards, Sam A, and Astolfi, Adrienne A. "Study Analyzes Effects of Merger." <u>Hospitals</u> , 47(4):44-49, February 16, 1973.
A292	Community Change, Inc. <u>A Study of Consumer Participation in the Administration Process in Various Levels of HSMHA's Service Projects</u> . Sausalito, CA: June 1972. (PB 213 281)
A293	Durkee, Frank M. <u>A Study of Dental Manpower Demand and Supply in Pennsylvania</u> . Harrisburg, PA: Pennsylvania Department of Education. September 1973. (ED 082 662)
A294	Bugliarello, George, et al. "A Study of Health Care in Western Pennsylvania." <u>Health Care Delivery Planning</u> , edited by Arnold E. Reisman, and Marylou Kiley. NY: Gordon and Breach Science Publishers, Inc., 1973.
A295	Lee, Paulene E. "A Study of the Role of the Professional Nurse Working with the Frontier Nursing Service." <u>Frontier Nursing Service Quarterly Bulletin</u> , 47(2):13-20, Autumn 1971.
A296	Shore, James H., et al. "A Suicide Prevention Center on an Indian Reservation." <u>American Journal of Psychiatry</u> , 128(9):1086-1091, March 1972.
A297	Hall, David S. "Summary and Review." <u>Rural and Appalachian Health</u> , edited by R. L. Nolan and J. L. Schwartz, Springfield, IL: Charles C. Thomas, 1973.
A298	Cereghino, J. J., and Fulghum, J. E., Jr. "Survey of Existing Services and Facilities for Epileptics in the State of Mississippi." <u>Southern Medical Journal</u> , 65:401-407, April 1972.



Research Publications Accepted - By Title (Continued)

<u>Doc. Acc. No.</u>	<u>Bibliographic Data</u>
A299	Boutwell, Charles R., and Hinkle, Andrew L. <u>A Survey of Mental Health Problems and Professional Services: A Model for Evaluation of Community Mental Health.</u> Huntington, WV: Community Mental Health Center, 1973. (ED 084 453)
A300	Maine's Regional Medical Program Research and Evaluation Service. <u>A Survey of Nursing Home Staffing Patterns and General Needs in the State of Maine.</u> Augusta, ME: October 1970. (ED 065 798)
A301	Thomas, Elizabeth C., and Feltner, Raymond. "A Team Approach to Mental Health in a Rural Community School." <u>Focus on Exceptional Children</u> , 2(2):7-11, April 1970.
A302	Olson, Christine, and Pringle, Dorothy J. "Training American Indian Health Aides for Nutrition Education." <u>Journal of Nutritional Education</u> , 5(4):242-245, October/December 1973.
A303	Callen, John, et al. <u>Treasure Valley Health Manpower and Education Profile.</u> Boise, ID: Mountain States Regional Medical Program, 1972. (ED 084 439)
A304	Fleurant, Lucien B., et al. "A Twelve Month Review of the Aftercare Clinic Activities in Barrow and Walton Counties." <u>Journal of the Medical Association of Georgia</u> , 61(10): 352-354, October 1972.
A305	Weary, Peyton E. "A Two-Year Experience with a Series of Rural Skin and Oral Cancer Detection Clinics." <u>Journal of the American Medical Association</u> , 217(13):1862-1863, September 27, 1971.
A306	Reynolds, Richard C. "The University and Rural Health." <u>Journal of the American Medical Association</u> , 214(3): 540-544, October 19, 1970.
A307	Banks, Franklin R., et al. "Urban vs Rural Sexual Problems Seen in Medical Practice." <u>Medical Aspects of Human Sexuality</u> , 5(8):126-135, August 1971.
A308	Waller, Julian A. "Urban-Oriented Methods -- Failure to Solve Rural Emergency Care Problems." <u>Journal of the American Medical Association</u> , 226(12):1441-1446, December 17, 1973.

Research Publications Accepted - By Title (Continued)

<u>Doc. Acc. No.</u>	<u>Bibliographic Data</u>
A309	Ross, Austin, and Boyle, Robert J., Jr. "Urban-Rural Exchange Programs." <u>Hospitals</u> , 46(14):55-59, July 16, 1972.
A310	Frontier Nursing Service. "The Use of Drugs at the Frontier Nursing Service by RN's with Specialist Training in Family Nursing and Nurse Midwifery." <u>Frontier Nursing Service Quarterly Bulletin</u> , 49(3):31-34. Winter 1974.
A311	Henry, Richard A. "Use of Physician's Assistants in Gilchrist, Florida." <u>Health Services Reports</u> , 87:687-692, October 1972.
A312	Aday, Lu Ann. <u>The Utilization of Health Services: Indices and Correlates</u> . Lafayette, IN: Purdue University, December 1972. (PB 219 640)
A313	Tompkins, E. H., et al. <u>Vermont Rural and Farm Family Rehabilitation Project. A Benchmark Report</u> . (Research Report MP 73). Burlington, VT: May 1973. (ED 086 433)
A314	NIH/HEW. <u>Volunteers in Community Mental Health</u> . (PHS #2071). Bethesda, MD: 1970. (ED 057 326)
A315	Points, Thomas C. <u>The Wakita Story</u> . Oklahoma City, OK: University of Oklahoma, School of Medicine, 1970. (PB 194 739)
A316	Winchell, Leonard. <u>Washington State Migrant Programs. Annual Report and Evaluation, 1971-72</u> . Olympia, WA: Washington Office of the State Superintendent of Public Instruction, 1972. (ED 080 285)
A317	Bratrude, Amos P. "Washington-Alaska, The Rural Area." <u>Postgraduate Medicine</u> . 48(4):274-277, October 1970.
A318	Snyder, Lilja. "We Care Enough to Come to You." <u>Nursing Outlook</u> , 22(3):168-171, March 1974.
A319	Weinburg, David. "What State Governments Can Do." <u>Family Planning Perspectives</u> , 2(2):30-34, March 1970.
A320	Fredericks, Marcel, et al. "Willingness to Serve the Medical Profession and Poverty Programs." <u>Social Science and Medicine</u> , 8(1):51-57, January 1974.

Research Publications Accepted - By Title (Continued)

Doc. Acc. No.

Bibliographic Data

A321

Callen, John, et al. Yellowstone County Health Manpower and Education Profile. Great Falls, MT: Mountain States Regional Medical Program, 1972. (ED 084 441)

**APPENDIX G-2**

**RESEARCH PUBLICATIONS ACCEPTED -  
BY FUNDING SOURCE/NAME, BY SUBJECT CATEGORY**

**0335**

APPENDIX G-2 RESEARCH PUBLICATIONS  
ACCEPTED - BY FUNDING SOURCE/NAME, BY SUBJECT CATEGORY

TYPE	FUNDING SOURCES	ST	SUBJECT CATEGORIES	GEOG LOCATION	OUTCOME TYPE	RESEARCH TYPE	DOC AC NO	EV PT
FEDERAL	000-ARMY MED SER CORPS		VI ECONOMIC/COST/FINANCING	NATIONAL	OTHER	SOCIO-MED.	232	
	001-BIA		III ORGANIZATION AND ADM.	REGIONAL	FACT DESCRIPTION	RES. + DEV.	296	
			VII SOCIAL BEHAVIOR ASPECTS	REGIONAL	PROBLEM ANALYSIS	SOCIO-MED.	90	
			XI RESEARCH METHODOLOGIES	REGIONAL	FACT DESCRIPTION	RES. + DEV.	296	
	001-MPR ADMIN		I PERSONNEL	STATE	PROBLEM ANALYSIS	SOCIO-MED.	90	
			II FACILITIES	STATE	PROBLEM ANALYSIS	SOCIO-MED.	201 12	
			IV EVALUATION AND QUALITY	REGIONAL	FACT DESCRIPTION	SOCIO-MED.	249	
			VII SOCIAL BEHAVIOR ASPECTS	LOCAL	RECOMMENDATION	SOCIO-MED.	118 9	
			IX UNIQUE PROBLEMS	REGIONAL	FACT DESCRIPTION	SOCIO-MED.	249	
	001		II FACILITIES	LOCAL	RECOMMENDATION	SOCIO-MED.	118 9	
				STATE	RECOMMENDATION	SOCIO-MED.	257	
	001-FEDERAL HIGHWAY ADMIN		IV EVALUATION AND QUALITY	STATE	RECOMMENDATION	RES. + DEV.	85	
			II FACILITIES	LOCAL	RECOMMENDATION	RES. + DEV.	85	
			IV EVALUATION AND QUALITY	LOCAL	RECOMMENDATION	RES. + DEV.	145 6	
	001-FEDERAL RAILROAD ADMIN		IV EVALUATION AND QUALITY	LOCAL	PROBLEM ANALYSIS	RES. + DEV.	145 6	
			X TECHNOLOGY	LOCAL	PROBLEM ANALYSIS	RES. + DEV.	104 6	
	001-NHTSA		II FACILITIES	STATE	RECOMMENDATION	RES. + DEV.	104 6	
				LOCAL	RECOMMENDATION	RES. + DEV.	11	
				LOCAL	RECOMMENDATION	RES. + DEV.	52 15	
			III ORGANIZATION AND ADM.	STATE	RECOMMENDATION	RES. + DEV.	53	
			IV EVALUATION AND QUALITY	STATE	RECOMMENDATION	RES. + DEV.	11	
				LOCAL	RECOMMENDATION	RES. + DEV.	11	
				LOCAL	RECOMMENDATION	RES. + DEV.	52 15	
			VI ECONOMIC/COST/FINANCING	STATE	RECOMMENDATION	RES. + DEV.	53	
				STATE	RECOMMENDATION	RES. + DEV.	11	

Appendix G-2 Research Publications  
Accepted - By Funding Source/Name, By Subject Category (Continued)

FEDERAL TYPE	FUNDING SOURCE NAME	ST	SUBJECT CATEGORIES	GEOG LOCATION	OUTCOME TYPE	RESEARCH TYPE	DOC EV AC NO PT
	MEM		I PERSONNEL	NATIONAL	OTHER	SOCIO-MED.	175
				REGIONAL	RECOMMENDATION	RES. + DEV.	241
				STATE	OTHER	RES. + DEV.	105
					PROBLEM ANALYSIS	RES. + DEV.	242
					OTHER	RES. + DEV.	37
					PROBLEM ANALYSIS	RES. + DEV.	243
				LOCAL	PROBLEM ANALYSIS	SOCIO-MED.	268
			II FACILITIES	NATIONAL	OTHER	SOCIO-MED.	115
					OTHER	SOCIO-MED.	175
				REGIONAL	OTHER	SOCIO-MED.	241
				STATE	PROBLEM ANALYSIS	RES. + DEV.	37
				LOCAL	PROBLEM ANALYSIS	SOCIO-MED.	268
					FACT DESCRIPTION	SOCIO-MED.	143
						RES. + DEV.	275
						RES. + DEV.	71
						RES. + DEV.	153
						RES. + DEV.	34
					OTHER	SOCIO-MED.	115
					PROBLEM ANALYSIS	RES. + DEV.	70
			III ORGANIZATION AND ADM.	NATIONAL	OTHER	SOCIO-MED.	164
					RECOMMENDATION	RES. + DEV.	175
				REGIONAL	OTHER	RES. + DEV.	105
				STATE	OTHER	RES. + DEV.	63
					OTHER	RES. + DEV.	242
					OTHER	RES. + DEV.	27
							243

Appendix G-2 Research Publications  
 Accepted - By Funding Source/Name, By Subject Category (Continued)

TYPE	FUNDING SOURCE	ST	SUBJECT CATEGORIES	GEOG LOCATION	OUTCOME TYPE	RESEARCH TYPE	DOC EV AC
FEDERAL	MEM		III ORGANIZATION AND ADM.	STATE	PROBLEM ANALYSIS	SOCIO-MED.	266
						RES. + DEV.	253
					RECOMMENDATION	SOCIO-MED.	169
				LOCAL	FACT DESCRIPTION	SOCIO-MED.	46 14
						RES. + DEV.	143
						RES. + DEV.	275
						RES. + DEV.	34
			IV EVALUATION AND QUALITY	NATIONAL	PROBLEM ANALYSIS	RES. + DEV.	164
				STATE	OTHER	SOCIO-MED.	175
				LOCAL	OTHER	RES. + DEV.	27
					FACT DESCRIPTION	RES. + DEV.	71
					PROBLEM ANALYSIS	SOCIO-MED.	238
						RES. + DEV.	162
			V UTILIZATION OF SERVICES	NATIONAL	OTHER	SOCIO-MED.	78
				STATE	RECOMMENDATION	SOCIO-MED.	175
				LOCAL	FACT DESCRIPTION	SOCIO-MED.	46 14
			VI ECONOMIC/COST/FINANCING	STATE	RECOMMENDATION	SOCIO-MED.	275
				LOCAL	PROBLEM ANALYSIS	RES. + DEV.	46 14
			VII SOCIAL BEHAVIOR ASPECTS	NATIONAL	OTHER	SOCIO-MED.	184
				REGIONAL	PROBLEM ANALYSIS	SOCIO-MED.	175
				STATE	PROBLEM ANALYSIS	SOCIO-MED.	60
				LOCAL	FACT DESCRIPTION	RES. + DEV.	253
					PROBLEM ANALYSIS	SOCIO-MED.	169
					FACT DESCRIPTION	SOCIO-MED.	275
					PROBLEM ANALYSIS	SOCIO-MED.	119
			VIII PHARMACY RELA. RESEARCH	NATIONAL	FACT DESCRIPTION	SOCIO-MED.	68

Appendix G-2 Research Publications  
Accepted - By Funding Source/Name, By Subject Category (Continued)

FEDERAL TYPE	FUNDING SOURCE NAME	ST	SUBJECT CATEGORIC	GEOG LOCATION	OUTCOME TYPE	RESEARCH TYPE	DOC AC NO	EV PT
	HEM		VIII PHARMACY RELA. RESEARCH	STATE	RECOMMENDATION	SOCIO-MED.	48	14
			IX UNIQUE PROBLEMS	NATIONAL	FACT DESCRIPTION	SOCIO-MED.	60	
				REGIONAL	PROBLEM ANALYSIS	SOCIO-MED.	88	
			X TECHNOLOGY	LOCAL	FACT DESCRIPTION	RES. + DEV.	153	
			XI RESEARCH METHODOLOGIES	STATE	RECOMMENDATION	SOCIO-MED.	48	14
				NATIONAL	RECOMMENDATION	RES. + DEV.	83	
				LOCAL	PROBLEM ANALYSIS	SOCIO-MED.	238	
	HEM-ASST SECY FOR PLNG + EVLTN		IV EVALUATION AND QUALITY	NATIONAL	PROBLEM ANALYSIS	SOCIO-MED.	20	5
			VII SOCIAL BEHAVIOR ASPECTS	NATIONAL	PROBLEM ANALYSIS	SOCIO-MED.	20	5
	HEM-H SEPS + MENTAL H ADMIN		I PERSONNEL	REGIONAL	FACT DESCRIPTION	SOCIO-MED.	4	
							303	
				STATE	RECOMMENDATION	SOCIO-MED.	290	
				LOCAL	FACT DESCRIPTION	SOCIO-MED.	182	
							321	
							285	
							31	
							5	
					PROBLEM ANALYSIS	RES. + DEV.	266	
			II FACILITIES	NATIONAL	FACT DESCRIPTION	SOCIO-MED.	148	
				REGIONAL	FACT DESCRIPTION	SOCIO-MED.	303	
				LOCAL	FACT DESCRIPTION	SOCIO-MED.	146	
							182	
							321	
							285	
							31	
							5	



Appendix G-2 Research Publications  
 Accepted - By Funding Source/Name, By Subject Category (Continued)

FUNDING SOURCE	ST	SUBJECT CATEGORIES	GEOG LOCATION	OUTCOME TYPE	RESEARCH TYPE	DOC EV AC NO PT
FEDERAL		II FACILITIES	LOCAL	PROBLEM ANALYSIS	RES. + DEV.	266
MEM-H SERS + MENTAL H ADMIN				RECOMMENDATION	RES. + DEV.	291
		III ORGANIZATION AND ADM.	NATIONAL	RECOMMENDATION	SOCIO-MED.	292 9
			LOCAL	FACT DESCRIPTION	SOCIO-MED.	321
				OTHER	RES. + DEV.	248
				PROBLEM ANALYSIS	RES. + DEV.	66
				RECOMMENDATION	RES. + DEV.	173
		IV EVALUATION AND QUALITY	NATIONAL	FACT DESCRIPTION	RES. + DEV.	186
		V UTILIZATION OF SERVICES	LOCAL	RECOMMENDATION	RES. + DEV.	173
		VII SOCIAL BEHAVIOR ASPECTS	LOCAL	FACT DESCRIPTION	SOCIO-MED.	146
			NATIONAL	FACT DESCRIPTION	RES. + DEV.	186
			STATE	RECOMMENDATION	SOCIO-MED.	292 9
		VIII PHARMACY REL. RESEARCH	LOCAL	RECOMMENDATION	SOCIO-MED.	298
			LOCAL	PROBLEM ANALYSIS	SOCIO-MED.	226
			LOCAL	FACT DESCRIPTION	SOCIO-MED.	5
		IX UNIQUE PROBLEMS	LOCAL	FACT DESCRIPTION	SOCIO-MED.	31
MEM-OE-DIV. OF COMPENSATORY ED		IV EVALUATION AND QUALITY	LOCAL	RECOMMENDATION	RES. + DEV.	146
		IX UNIQUE PROBLEMS	LOCAL	RECOMMENDATION	RES. + DEV.	316 -2
MEM-OFCE OF ED		IV EVALUATION AND QUALITY	LOCAL	FACT DESCRIPTION	RES. + DEV.	316 -2
		VII SOCIAL BEHAVIOR ASPECTS	LOCAL	FACT DESCRIPTION	SOCIO-MED.	117
MEM-OFCE OF THE SECY		I PERSONNEL	NATIONAL	RECOMMENDATION	SOCIO-MED.	117
		II FACILITIES	REGIONAL	FACT DESCRIPTION	SOCIO-MED.	94 9
		III ORGANIZATION AND ADM.	REGIONAL	FACT DESCRIPTION	SOCIO-MED.	64
		IV EVALUATION AND QUALITY	NATIONAL	RECOMMENDATION	SOCIO-MED.	64
		VII SOCIAL BEHAVIOR ASPECTS	NATIONAL	RECOMMENDATION	SOCIO-MED.	94 9

Appendix G-2 Research Publications  
 Accepted - By Funding Source/Name, By Subject Category (Continued)

FUNDING SOURCE	ST	SUBJECT CATEGORIES	GEOG LOCATION	OUTCOME TYPE	RESEARCH TYPE	DOC AC NO	EV PT
FEDERAL		I PERSONNEL	NATIONAL	FACT DESCRIPTION	SOCIO-MED.	131	
			STATE	FACT DESCRIPTION	SOCIO-MED.	47	
			LOCAL	RECOMMENDATION	SOCIO-MED.	132	5
				FACT DESCRIPTION	SOCIO-MED.	99	
				PROBLEM ANALYSIS	RES. + DEV.	122	
		II FACILITIES	NATIONAL	FACT DESCRIPTION	SOCIO-MED.	131	
			STATE	OTHER	SOCIO-MED.	314	
				OTHER	SOCIO-MED.	116	
				PROBLEM ANALYSIS	SOCIO-MED.	138	
				RECOMMENDATION	SOCIO-MED.	257	
			LOCAL	FACT DESCRIPTION	RES. + DEV.	73	
				PROBLEM ANALYSIS	SOCIO-MED.	225	
		III ORGANIZATION AND ADM.	NATIONAL	OTHER	SOCIO-MED.	42	
			LOCAL	PROBLEM ANALYSIS	RES. + DEV.	84	
				FACT DESCRIPTION	RES. + DEV.	73	
				PROBLEM ANALYSIS	RES. + DEV.	385	
				RECOMMENDATION	RES. + DEV.	189	
		IV EVALUATION AND QUALITY	NATIONAL	PROBLEM ANALYSIS	SOCIO-MED.	108	
			STATE	FACT DESCRIPTION	SOCIO-MED.	58	
			LOCAL	PROBLEM ANALYSIS	RES. + DEV.	288	
		V UTILIZATION OF SERVICES	NATIONAL	FACT DESCRIPTION	SOCIO-MED.	113	
				PROBLEM ANALYSIS	SOCIO-MED.	148	9
			STATE	OTHER	SOCIO-MED.	285	
						179	

Appendix G-2 Research Publications  
 Accepted - By Funding Source/Name, By Subject Category (Continued)

FUNDING SOURCE	SUBJECT CATEGORIES	GEOG LOCATION	OUTCOME TYPE	RESEARCH TYPE	DOC EV AC NO PT
FEDERAL	V UTILIZATION OF SERVICES	STATE	OTHER	SOCIO-MED.	180
		LOCAL	FACT DESCRIPTION	SOCIO-MED.	99
			PROBLEM ANALYSIS	SOCIO-MED.	244
	VI ECONOMIC/COST/FINANCING	NATIONAL	OTHER	SOCIO-MED.	137
		LOCAL	FACT DESCRIPTION	SOCIO-MED.	42
	VII SOCIAL BEHAVIOR ASPECTS	NATIONAL	FACT DESCRIPTION	SOCIO-MED.	286
			PROBLEM ANALYSIS	SOCIO-MED.	113
		STATE	OTHER	SOCIO-MED.	3
			PROBLEM ANALYSIS	SOCIO-MED.	140
			PROBLEM ANALYSIS	SOCIO-MED.	9
		LOCAL	FACT DESCRIPTION	SOCIO-MED.	116
			PROBLEM ANALYSIS	SOCIO-MED.	239
			FACT DESCRIPTION	SOCIO-MED.	19
			PROBLEM ANALYSIS	SOCIO-MED.	21
			FACT DESCRIPTION	SOCIO-MED.	129
			PROBLEM ANALYSIS	SOCIO-MED.	137
			RECOMMENDATION	RES. + DEV.	122
			OTHER	RES. + DEV.	109
	IX UNIQUE PROBLEMS	STATE	OTHER	SOCIO-MED.	205
			FACT DESCRIPTION	SOCIO-MED.	179
		LOCAL	FACT DESCRIPTION	SOCIO-MED.	160
			PROBLEM ANALYSIS	SOCIO-MED.	116
			PROBLEM ANALYSIS	SOCIO-MED.	206
	X TECHNOLOGY	LOCAL	PROBLEM ANALYSIS	RES. + DEV.	21
			RECOMMENDATION	RES. + DEV.	305
	XI RESEARCH METHODOLOGIES	NATIONAL	PROBLEM ANALYSIS	SOCIO-MED.	17
					3

Appendix G-2 Research Publications  
Accepted - By Funding Source/Name, By Subject Category (Continued)

FUNDING SOURCE	ST	SUBJECT CATEGORIES	GEOG LOCAT	OUTCOME TYPE	RESEARCH TYPE	DOC EV AC NO	PT
FEDERAL		XI RESEARCH METHODOLOGIES	NATION	PROBLEM ANALYSIS	SOCIO-MED.	188	
			STATE	PROBLEM ANALYSIS	RES. + DEV.	84	
			LOCAL	PROBLEM ANALYSIS	SOCIO-MED.	138	
					SOCIO-MED.	244	
						225	
						137	
						129	
		III ORGANIZATION AND ADM.	NATIONAL	RECOMMENDATION	RES. + DEV.	142	
		IV EVALUATION AND QUALITY	NATIONAL	RECOMMENDATION	RES. + DEV.	95	13
		III ORGANIZATION AND ADM.	NATIONAL	RECOMMENDATION	RES. + DEV.	95	13
		XI RESEARCH METHODOLOGIES	NATIONAL	RECOMMENDATION	SOCIO-MED.	188	
		II FACILITIES	NATIONAL	OTHER	SOCIO-MED.	188	
		IX UNIQUE PROBLEMS	NATIONAL	OTHER	SOCIO-MED.	157	
		II FACILITIES	STATE	RECOMMENDATION	SOCIO-MED.	157	
		III ORGANIZATION AND ADM.	STATE	RECOMMENDATION	RES. + DEV.	72	17
		I PERSONNEL	LOCAL	PROBLEM ANALYSIS	RES. + DEV.	72	17
		II FACILITIES	REGIONAL	RECOMMENDATION	SOCIO-MED.	197	
		III ORGANIZATION AND ADM.	STATE	RECOMMENDATION	RES. + DEV.	294	
			STATE	RECOMMENDATION	RES. + DEV.	11	
			REGIONAL	RECOMMENDATION	RES. + DEV.	294	
			STATE	RECOMMENDATION	RES. + DEV.	11	
			LOCAL	PROBLEM ANALYSIS	SOCIO-MED.	197	
		IV EVALUATION AND QUALITY	NATIONAL	PROBLEM ANALYSIS	SOCIO-MED.	159	
			STATE	RECOMMENDATION	RES. + DEV.	11	
		V UTILIZATION OF SERVICES	LOCAL	PROBLEM ANALYSIS	SOCIO-MED.	67	13
		VI ECONOMIC/COST/FINANCING	STATE	RECOMMENDATION	RES. + DEV.	11	

Appendix G-2 Research Publications  
 Accepted - By Funding Source/Name, By Subject Category (Continued)

TYPE	FUNDING SOURCES NAME	SI	SUBJECT CATEGORIES	GEOG LOCATION	OUTCOME TYPE	RESEARCH TYPE	DOC EV AC NO PT
FEDERAL	HEM-PHS-NIH		VII SOCIAL BEHAVIOR ASPECTS	LOCAL	PROBLEM ANALYSIS	SOCIO-MED.	33 7
			IX UNIQUE PROBLEMS	LOCAL	PROBLEM ANALYSIS	SOCIO-MED.	67 13
			X TECHNOLOGY	REGIONAL	RECOMMENDATION	RES. + DEV.	294
			XI RESEARCH METHODOLOGIES	NATIONAL	PROBLEM ANALYSIS	SOCIO-MED.	159
	HEM-PHS-NIH-NCHSRO		I PERSONNEL	STATE	RECOMMENDATION	RES. + DEV.	155 8
			II FACILITIES	LOCAL	PROBLEM ANALYSIS	SOCIO-MED.	222
			III ORGANIZATION AND ADM.	NATIONAL	OTHER	SOCIO-MED.	165
				LOCAL	RECOMMENDATION	RES. + DEV.	245 11
				NATIONAL	OTHER	SOCIO-MED.	165
				LOCAL	RECOMMENDATION	RES. + DEV.	38
			IV EVALUATION AND QUALITY	NATIONAL	FACT DESCRIPTION	RES. + DEV.	315
				LOCAL	PROBLEM ANALYSIS	SOCIO-MED.	312 7
			V UTILIZATION OF SERVICES	LOCAL	RECOMMENDATION	RES. + DEV.	245 11
			VI ECONOMIC/COST/FINANCING	NATIONAL	PROBLEM ANALYSIS	SOCIO-MED.	312 7
			VII SOCIAL BEHAVIOR ASPECTS	NATIONAL	RECOMMENDATION	RES. + DEV.	38
				STATE	RECOMMENDATION	RES. + DEV.	155 8
				LOCAL	FACT DESCRIPTION	RES. + DEV.	315
	HEM-PHS-NIH-NIMH		II FACILITIES	NATIONAL	PROBLEM ANALYSIS	SOCIO-MED.	222
				LOCAL	PROBLEM ANALYSIS	SOCIO-MED.	98
			III ORGANIZATION AND ADM.	NATIONAL	FACT DESCRIPTION	SOCIO-MED.	65
				REGIONAL	PROBLEM ANALYSIS	SOCIO-MED.	177
			IV EVALUATION AND QUALITY	NATIONAL	PROBLEM ANALYSIS	SOCIO-MED.	98
				REGIONAL	FACT DESCRIPTION	RES. + DEV.	296
				LOCAL	FACT DESCRIPTION	RES. + DEV.	177

Appendix G-2 Research Publications  
 Accepted - By Funding Source/Name, By Subject Category (Continued)

TYPE	FUNDING SOURCES	ST	SUBJECT CATEGORIES	GEOG LOCATION	OUTCOME TYPE	RESEARCH TYPE	DOC AC NO	EV PT
FEDERAL	HEM-PHS-NIN-NINH		V UTILIZATION OF SERVICES	LOCAL	FACT DESCRIPTION	SOCIO-MED.	65	
			VI ECONOMIC/COST/FINANCING	NATIONAL	PROBLEM ANALYSIS	SOCIO-MED.	43	
			VII SOCIAL BEHAVIOR ASPECTS	NATIONAL	PROBLEM ANALYSIS	SOCIO-MED.	98	
				LOCAL	FACT DESCRIPTION	SOCIO-MED.	65	
			XI RESEARCH METHODOLOGIES	NATIONAL	PROBLEM ANALYSIS	SOCIO-MED.	265	
				REGIONAL	FACT DESCRIPTION	RES. + DEV.	43	
				LOCAL	FACT DESCRIPTION	SOCIO-MED.	296	
	HEM-SOC + REHAB SER		II FACILITIES	LOCAL	RECOMMENDATION	RES. + DEV.	265	
			III ORGANIZATION AND ADM.	LOCAL	FACT DESCRIPTION	RES. + DEV.	190	5
			VII SOCIAL BEHAVIOR ASPECTS	NATIONAL	PROBLEM ANALYSIS	RES. + DEV.	170	
				LOCAL	FACT DESCRIPTION	RES. + DEV.	237	1
				NATIONAL	PROBLEM ANALYSIS	RES. + DEV.	57	
				LOCAL	FACT DESCRIPTION	RES. + DEV.	170	
			XI RESEARCH METHODOLOGIES	NATIONAL	PROBLEM ANALYSIS	RES. + DEV.	237	1
			IV EVALUATION AND QUALITY	NATIONAL	PROBLEM ANALYSIS	RES. + DEV.	57	
	HEM-SAS		IX UNIQUE PROBLEMS	STATE	RECOMMENDATION	RES. + DEV.	59	10
			X TECHNOLOGY	STATE	RECOMMENDATION	RES. + DEV.	59	10
			IV EVALUATION AND QUALITY	STATE	RECOMMENDATION	RES. + DEV.	59	10
	HEM-S3S-REHAB_SERS ADMIN		IV EVALUATION AND QUALITY	STATE	PROBLEM ANALYSIS	RES. + DEV.	97	3
			VII SOCIAL BEHAVIOR ASPECTS	STATE	PROBLEM ANALYSIS	RES. + DEV.	97	3
			III ORGANIZATION AND ADM.	STATE	RECOMMENDATION	SOCIO-MED.	251	2
	HUD		IV EVALUATION AND QUALITY	STATE	RECOMMENDATION	SOCIO-MED.	251	2
			V UTILIZATION OF SERVICES	STATE	FACT DESCRIPTION	SOCIO-MED.	156	
			VI ECONOMIC/COST/FINANCING	LOCAL	RECOMMENDATION	SOCIO-MED.	178	4
			IX UNIQUE PROBLEMS	STATE	FACT DESCRIPTION	SOCIO-MED.	156	
				LOCAL	RECOMMENDATION	SOCIO-MED.	178	4

Appendix G-2 Research Publications  
 Accepted - By Funding Source/Name, By Subject Category (Continued)

FEDERAL TYPE	FUNDING SOURCE NAME	ST	SUBJECT CATEGORIES	GEOG LOCATION	OUTCOME TYPE	RESEARCH TYPE	DOC AC NO	EV PT
	NCT OTHERWISE INDICATED		III ORGANIZATION AND ADM.	LOCAL	PROBLEM ANALYSIS	RES. + OEV.	174	
	050		IX UNIQUE PROBLEMS	LOCAL	PROBLEM ANALYSIS	RES. + OEV.	174	
			II FACILITIES	LOCAL	FACT DESCRIPTION	RES. + OEV.	195	
							261	
					PROBLEM ANALYSIS	RES. + OEV.	103	
					RECOMMENDATION	RES. + OEV.	264	
			III ORGANIZATION AND ADM.	NATIONAL	OTHER	RES. + OEV.	272	
					RECOMMENDATION	RES. + OEV.	106	
				STATE	PROBLEM ANALYSIS	RES. + OEV.	169	
				LOCAL	FACT DESCRIPTION	SOCIO-MED.	76	
						RES. + OEV.	256	
							195	
							254	
							255	
					PROBLEM ANALYSIS	SOCIO-MED.	69	
						RES. + OEV.	200	
							103	
			IV EVALUATION AND QUALITY	LOCAL	RECOMMENDATION	RES. + OEV.	264	
					FACT DESCRIPTION	RES. + OEV.	255	
							254	
							261	
			V UTILIZATION OF SERVICES	LOCAL	FACT DESCRIPTION	RES. + OEV.	256	
			VII SOCIAL BEHAVIOR ASPECTS	NATIONAL	OTHER	RES. + OEV.	261	
						RES. + OEV.	272	

Appendix G-2 Research Publications  
Accepted - By Funding Source/Name, By Subject Category (Continued)

FEDERAL TYPE	FUNDING SOURCE NAME	ST	SUBJECT CATEGORIES	GENG LOCATION	OUTCOME TYPE	RESEARCH TYPE	OCCASION AC NO	EV NO	PT
	OEO		VII SOCIAL BEHAVIOR ASPECTS	NATIONAL	RECOMMUNICATION	RES. + DEV.	166		
				STATE	PROBLEM ANALYSIS	RES. + DEV.	169		
				LOCAL	FACT DESCRIPTION	SOCIO-MED.	76		
						RES. + DEV.	261		
					PROBLEM ANALYSIS	SOCIO-MED.	129		
							247		
							69		
			XI RESEARCH METHODOLOGIES	LOCAL	PROBLEM ANALYSIS	SOCIO-MED.	129		
						RES. + DEV.	280		
	OEO-PROG PLANNING + EVLTN DIV		V UTILIZATION OF SERVICES	NATIONAL	RECOMMUNICATION	SOCIO-MED.	56		
			VI ECONOMIC/COST/FINANCING	NATIONAL	RECOMMUNICATION	SOCIO-MED.	56		
	SENATE COMMITTEE-GOVT OPERATIONS		I PERSONNEL	NATIONAL	FACT DESCRIPTION	SOCIO-MED.	102		
			IV EVALUATION AND QUALITY	NATIONAL	FACT DESCRIPTION	SOCIO-MED.	82		
	IN VALLEY AUTHORITY		III ORGANIZATION AND ADM.	REGIONAL	FACT DESCRIPTION	SOCIO-MED.	183		
					RECOMMUNICATION	SOCIO-MED.	23		
			IV EVALUATION AND QUALITY	REGIONAL	RECOMMUNICATION	SOCIO-MED.	1		
							23		
			IX UNIQUE PROBLEMS	REGIONAL	FACT DESCRIPTION	SOCIO-MED.	1		
	USOA		IX UNIQUE PROBLEMS	NATIONAL	OTHER	SOCIO-MED.	183		
			XI RESEARCH METHODOLOGIES	NATIONAL	OTHER	SOCIO-MED.	168		
	USOA-AES		VII SOCIAL BEHAVIOR ASPECTS	NATIONAL	OTHER	SOCIO-MED.	168		
			IX UNIQUE PROBLEMS	NATIONAL	FACT DESCRIPTION	SOCIO-MED.	287		
			XI RESEARCH METHODOLOGIES	NATIONAL	FACT DESCRIPTION	SOCIO-MED.	287		
	USDA-AES AT MISS U		II FACILITIES	NATIONAL	FACT DESCRIPTION	SOCIO-MED.	287		
			III ORGANIZATION AND ADM.	LOCAL	PROBLEM ANALYSIS	SOCIO-MED.	124		11
				LOCAL	PROBLEM ANALYSIS	SOCIO-MED.	124		11

0347



Appendix G-2 Research Publications  
 Accepted - By Funding Source/Name, By Subject Category (Continued)

FEDERAL TYPE	FUNDING SOURCES NAME	ST	SUBJECT CATEGORIES	GEOG LOCATION	OUTCOME TYPE	RESEARCH TYPE	DOC AC NO	EV PT
	USDA-AES AT M S U		IV EVALUATION AND QUALITY	LOCAL	PROBLEM ANALYSIS	SOCIO-MEO.	124	11
			VI ECONOMIC/COST/FINANCING	LOCAL	PROBLEM ANALYSIS	SOCIO-MEO.	124	11
			IX UNIQUE PROBLEMS	LOCAL	PROBLEM ANALYSIS	SOCIO-MEO.	124	11
	USDA-AES AT MS		IV EVALUATION AND QUALITY	REGIONAL	PROBLEM ANALYSIS	SOCIO-MEO.	77	
	USDA-AES AT MT S U		VII SOCIAL BEHAVIOR ASPECTS	LOCAL	PROBLEM ANALYSIS	SOCIO-MEO.	33	7
			IX UNIQUE PROBLEMS	LOCAL	PROBLEM ANALYSIS	SOCIO-MEO.	33	7
	USDA-AES AT OR S U		I PERSONNEL	REGIONAL	RECOMMENDATION	RES. + DEV.	9	
			II FACILITIES	REGIONAL	RECOMMENDATION	RES. + DEV.	9	
			IV EVALUATION AND QUALITY	REGIONAL	RECOMMENDATION	RES. + DEV.	9	
			IX UNIQUE PROBLEMS	REGIONAL	RECOMMENDATION	RES. + DEV.	9	
	USDA-AES AT UT S U		I PERSONNEL	STATE	PROBLEM ANALYSIS	SOCIO-MEO.	230	
			IV EVALUATION AND QUALITY	STATE	PROBLEM ANALYSIS	SOCIO-MEO.	230	
			XI RESEARCH METHODOLOGIES	STATE	PROBLEM ANALYSIS	SOCIO-MEO.	230	
	USDA-AES AT WA S U		I PERSONNEL	STATE	PROBLEM ANALYSIS	RES. + DEV.	212	13
			III ORGANIZATION AND ADM.	STATE	PROBLEM ANALYSIS	RES. + DEV.	212	13
			VI ECONOMIC/COST/FINANCING	STATE	PROBLEM ANALYSIS	RES. + DEV.	212	13
			VII SOCIAL BEHAVIOR ASPECTS	STATE	PROBLEM ANALYSIS	RES. + DEV.	212	13
			IX UNIQUE PROBLEMS	STATE	PROBLEM ANALYSIS	RES. + DEV.	212	13
	USDA-CERS		VI ECONOMIC/COST/FINANCING	LOCAL	FACT DESCRIPTION	SOCIO-MEO.	273	
			VII SOCIAL BEHAVIOR ASPECTS	REGIONAL	FACT DESCRIPTION	SOCIO-MEO.	100	
				LOCAL	FACT DESCRIPTION	SOCIO-MEO.	25	
							26	
			IX UNIQUE PROBLEMS	LOCAL	FACT DESCRIPTION	SOCIO-MEO.	273	
							25	
			XI RESEARCH METHODOLOGIES	LOCAL	FACT DESCRIPTION	SOCIO-MEO.	26	
							25	

Appendix G-2 Research Publications  
Accepted - By Funding Source/Name, By Subject Category (Continued)

TYPE	FUNDING SOURCES	ST	SUBJECT CATEGORIES	GEOG. LOCATION	OUTCOME TYPE	RESEARCH TYPE	DOC. AC NO. PT
FEDERAL	USDA-CSPS		XI RESEARCH METHODOLOGIES	LOCAL	FACT DESCRIPTION	SOCIO-MEO.	26
	USDA-ERS		I PERSONNEL	NATIONAL	FACT DESCRIPTION	SOCIO-MEO.	277
			II FACILITIES	NATIONAL	PROBLEM ANALYSIS	SOCIO-MEO.	141
			III ORGANIZATION AND ADM.	LOCAL	FACT DESCRIPTION	RES. + DEV.	202
			IV EVALUATION AND QUALITY	NATIONAL	FACT DESCRIPTION	SOCIO-MEO.	277
			V UTILIZATION OF SERVICES	LOCAL	FACT DESCRIPTION	RES. + DEV.	88
			VII SOCIAL BEHAVIOR ASPECTS	NATIONAL	PROBLEM ANALYSIS	SOCIO-MEO.	141
			XI RESEARCH METHODOLOGIES	NATIONAL	PROBLEM ANALYSIS	SOCIO-MEO.	259
			VII SOCIAL BEHAVIOR ASPECTS	REGIONAL	FACT DESCRIPTION	SOCIO-MEO.	277
	USDA-ERS-ECONOMIC DEV DIV		XI RESEARCH METHODOLOGIES	LOCAL	PROBLEM ANALYSIS	SOCIO-MEO.	227
			VII SOCIAL BEHAVIOR ASPECTS	STATE	FACT DESCRIPTION	RES. + DEV.	88
			IX UNIQUE PROBLEMS	STATE	FACT DESCRIPTION	RES. + DEV.	313
	USDA-ERS-FYMA		IV EVALUATION AND QUALITY	LOCAL	FACT DESCRIPTION	RES. + DEV.	313
			IX UNIQUE PROBLEMS	LOCAL	FACT DESCRIPTION	SOCIO-MEO.	81
	USDA-ES		II FACILITIES	STATE	FACT DESCRIPTION	SOCIO-MEO.	81
			VII SOCIAL BEHAVIOR ASPECTS	STATE	PROBLEM ANALYSIS	RES. + DEV.	14
			III ORGANIZATION AND ADM.	STATE	PROBLEM ANALYSIS	RES. + DEV.	14
	USDA-ES AT U OF VT		IV EVALUATION AND QUALITY	STATE	OTHER	RES. + DEV.	27
			I PERSONNEL	STATE	OTHER	RES. + DEV.	27
	USDA-RDS		III ORGANIZATION AND ADM.	NATIONAL	PROBLEM ANALYSIS	SOCIO-MEO.	141
			V UTILIZATION OF SERVICES	NATIONAL	PROBLEM ANALYSIS	SOCIO-MEO.	141
REGIONAL	ARC		I PERSONNEL	REGIONAL	PROBLEM ANALYSIS	SOCIO-MEO.	141
							278

Appendix G-2 Research Publications  
 Accepted - By Funding Source/Name, By Subject Category (Continued)

TYPE	FUNDING SOURCES	ST	SUBJECT CATEGORIES	GEOG LOCATION	OUTCOME TYPE	RESEARCH TYPE	OOC EV AC NO PT
REGIONAL	ARC		I PERSONNEL	LOCAL	FACT DESCRIPTION	SOCIO-MED.	110
			II FACILITIES	REGIONAL	PROBLEM ANALYSIS OTHER	RES. + OEV. SOCIO-MED.	102 193 194
			III ORGANIZATION AND ADM.	REGIONAL	PROBLEM ANALYSIS	RES. + OEV.	6
			VII SOCIAL BEHAVIOR ASPECTS	REGIONAL	PROBLEM ANALYSIS	SOCIO-MED.	278
			XI RESEARCH METHODOLOGIES	LOCAL	FACT DESCRIPTION	SOCIO-MED.	110
	AREA WIDE+LOCAL PLNG FOR H ACTN INC, NY		I PERSONNEL	LOCAL	PROBLEM ANALYSIS	RES. + OEV.	102
			II FACILITIES	LOCAL	PROBLEM ANALYSIS	SOCIO-MED.	125
	CO-NY REGIONAL MED PROG		VII SOCIAL BEHAVIOR ASPECTS	LOCAL	PROBLEM ANALYSIS	SOCIO-MED.	125
			I PERSONNEL	REGIONAL	PROBLEM ANALYSIS	RES. + OEV.	37
	FRONTIER NURSING SER		II FACILITIES	REGIONAL	PROBLEM ANALYSIS	RES. + OEV.	37
			I PERSONNEL	LOCAL	FACT DESCRIPTION	RES. + OEV.	310
			VIII PHARMACY REL. RESEARCH	LOCAL	FACT DESCRIPTION	RES. + OEV.	310
	MOUNTAIN STATES REGIONAL MED PROG.		I PERSONNEL	REGIONAL	FACT DESCRIPTION	SOCIO-MED.	303
				LOCAL	RECOMMENDATION	SOCIO-MED.	50
				LOCAL	FACT DESCRIPTION	SOCIO-MED.	285
							321
			II FACILITIES	REGIONAL	FACT DESCRIPTION	RES. + OEV.	198
			III ORGANIZATION AND ADM.	LOCAL	FACT DESCRIPTION	SOCIO-MED.	303
				LOCAL	FACT DESCRIPTION	SOCIO-MED.	285
			IV EVALUATION AND QUALITY	REGIONAL	FACT DESCRIPTION	RES. + OEV.	321
				REGIONAL	RECOMMENDATION	SOCIO-MED.	321
						RES. + OEV.	198
						SOCIO-MED.	58

Appendix G-2 Research Publications  
Accepted - By Funding Source/Name, By Subject Category (Continued)

TYPE	FUNDING SOURCE NAME	ST	SUBJECT CATEGORIES	GEOG LOCATION	OUTCOME TYPE	RESEARCH TYPE	OCC EV AC NO IPT
REGIONAL	NORTHLANDS REGIONAL YEO PRG		I PERSONNEL	REGIONAL	RECOMMENDATION	RES. + DEV.	235
			II FACILITIES	LOCAL	PROBLEM ANALYSIS	SOCIO-MED.	318
			III ORGANIZATION AND ADM.	LOCAL	FACT DESCRIPTION	SOCIO-MED.	275
				LOCAL	PROBLEM ANALYSIS	RES. + DEV.	184
				LOCAL	FACT DESCRIPTION	SOCIO-MED.	275
				LOCAL	PROBLEM ANALYSIS	SOCIO-MED.	318
				LOCAL	FACT DESCRIPTION	RES. + DEV.	184
			V UTILIZATION OF SERVICES	LOCAL	FACT DESCRIPTION	SOCIO-MED.	275
			VI ECONOMIC/COST/FINANCING	LOCAL	PROBLEM ANALYSIS	RES. + DEV.	184
			VII SOCIAL BEHAVIOR ASPECTS	REGIONAL	RECOMMENDATION	RES. + DEV.	235
				LOCAL	FACT DESCRIPTION	SOCIO-MED.	275
			I PERSONNEL	REGIONAL	FACT DESCRIPTION	RES. + DEV.	317
			III ORGANIZATION AND ADM.	REGIONAL	FACT DESCRIPTION	RES. + DEV.	317
			VII SOCIAL BEHAVIOR ASPECTS	REGIONAL	RECOMMENDATION	SOCIO-MED.	172
			I PERSONNEL	REGIONAL	OTHER	SOCIO-MED.	297
			II FACILITIES	REGIONAL	OTHER	SOCIO-MED.	297
			I PERSONNEL	STATE	PROBLEM ANALYSIS	SOCIO-MED.	268
			II FACILITIES	STATE	PROBLEM ANALYSIS	SOCIO-MED.	266
			III ORGANIZATION AND ADM.	STATE	PROBLEM ANALYSIS	SOCIO-MED.	268
			V UTILIZATION OF SERVICES	STATE	FACT DESCRIPTION	SOCIO-MED.	36
			IX UNIQUE PROBLEMS	STATE	FACT DESCRIPTION	SOCIO-MED.	36
			I PERSONNEL	STATE	PROBLEM ANALYSIS	SOCIO-MED.	35
			II FACILITIES	LOCAL	OTHER	RES. + DEV.	158
			IV EVALUATION AND QUALITY	LOCAL	OTHER	RES. + DEV.	158
			II FACILITIES	STATE	RECOMMENDATION	SOCIO-MED.	147
			V UTILIZATION OF SERVICES	STATE	RECOMMENDATION	SOCIO-MED.	147

Appendix G-2 Research Publications  
Accepted - By Funding Source/Name, By Subject Category (Continued)

TYPE	FUNDING SOURCES	ST	SUBJECT CATEGORIES	GEOG LOCATION	OUTCME TYPE	RESEARCH TYPE	DOC EV AC NO/PT
STATE	IA DEPT OF P INSTRUCTION		I PERSONNEL	LOCAL	PROBLEM ANALYSIS	RES. + OEV.	301
			II FACILITIES	LCCAL	PROBLEM ANALYSIS	RES. + OEV.	301
			VII SOCIAL BEHAVIOR ASPECTS	LOCAL	PROBLEM ANALYSIS	RES. + OEV.	301
	IA REGIONAL MEO PROG		I PERSONNEL	STATE	FACT OESCRPTION	SOCIO-MEO.	133
	IL		II FACILITIES	STATE	RECOMMENDATION	RES. + OEV.	11
			III ORGANIZATION AND ADM.	STATE	RECOMMENATION	RES. + OEV.	11
			IV EVALUATION AND QUALITY	STATE	RECOMMENDATION	RES. + OEV.	11
	IL BOARD OF HIGHER EO		VI ECONOMIC/COST/FINANCING	STATE	RECOMMENDATION	RES. + OEV.	11
			I PERSONNEL	STATE	PROBLEM ANALYSIS	SOCIO-MEO.	12 12
	IA DEPT OF P INSTRUCTION		XI RESEARCH METHODOLOGIES	STATE	PROBLEM ANALYSIS	SOCIO-MEO.	12 12
			II FACILITIES	STATE	OTHER	SOCIO-MEO.	150
			IV EVALUATION AND QUALITY	STATE	OTHER	SOCIO-MEO.	150
	IA REGIONAL MEO PROG		II FACILITIES	STATE	PROBLEM ANALYSIS	SOCIO-MEO.	130
			XI RESEARCH METHODOLOGIES	STATE	PROBLEM ANALYSIS	SOCIO-MEO.	130
			II FACILITIES	STATE	RECOMMENATION	RES. + OEV.	85
			IV EVALUATION AND QUALITY	STATE	RECOMMENDATION	RES. + OEV.	85
	MO COMPREHENSIVE M PLNG GROUP		I PERSONNEL	STATE	RECOMMENDATION	SOCIO-MEO.	139 10
			II FACILITIES	STATE	RECOMMENDATION	SOCIO-MEO.	139 10
			III ORGANIZATION AND ADM.	STATE	RECOMMENDATION	SOCIO-MEO.	139 10
			II FACILITIES	STATE	OTHER	SOCIG-MEO.	44
	ME DEPT OF MENTAL H + CORRECTION		III ORGANIZATION AND ADM.	STATE	OTHER	SOCIO-MEO.	44
			XI RESEARCH METHODOLOGIES	STATE	OTHER	SOCIO-MEO.	44
			II FACILITIES	LOCAL	PRGBLEM ANALYSIS	SOCIO-MEO.	126 0
	ME REGIONAL MEO PROG		III ORGANIZATION AND ADM.	LOCAL	FACT OESCRPTION	SOCIO-MEO.	204
			V UTILIZATION OF SERVICES	LOCAL	PROBLEM ANALYSIS	SOCIO-MEO.	126 0
			VI ECONOMIC/COST/FINANCING	LOCAL	FACT OESCRPTION	SOCIO-MEO.	204

Appendix G-2 Research Publications  
 Accepted - By Funding Source/Name, By Subject Category (Continued)

STATE	FUNDING SOURCES	ST	SUBJECT CATEGORIES	GEOG LOCATION	OUTCOME TYPE	RESEARCH TYPE	AC	EV
TYPE	NAME						NO	PT
ME	REGIONAL MED PROG		VII SOCIAL BEHAVIOR ASPECTS	LOCAL	PROBLEM ANALYSIS	SOCIO-MED.	126	6
ME	REGIONAL MED PROG-RES+EVLTN SER		II FACILITIES	STATE	RECOMMENDATION	SOCIO-MED.	308	7
MN			IV EVALUATION AND QUALITY	STATE	RECOMMENDATION	SOCIO-MED.	308	7
			I PERSONNEL	STATE	FACT DESCRIPTION	SOCIO-MED.	270	
MO			III ORGANIZATION AND AOH.	STATE	FACT DESCRIPTION	SOCIO-MED.	270	
			IV EVALUATION AND QUALITY	LOCAL	PROBLEM ANALYSIS	SOCIO-MED.	276	
			V UTILIZATION OF SERVICES	LOCAL	PROBLEM ANALYSIS	SOCIO-MED.	276	
ND	BOARD OF M		IX UNIQUE PROBLEMS	STATE	PROBLEM ANALYSIS	SOCIO-MED.	92	
NC	DEPT OF ADMIN		XI RESEARCH METHODOLOGIES	STATE	PROBLEM ANALYSIS	SOCIO-MED.	92	
			I PERSONNEL	STATE	OTHER	SOCIO-MED.	171	
			II FACILITIES	STATE	OTHER	SOCIO-MED.	171	
			II FACILITIES	STATE	OTHER	SOCIO-MED.	283	
			IX UNIQUE PROBLEMS	STATE	OTHER	SOCIO-MED.	282	
			II FACILITIES	LOCAL	OTHER	SOCIO-MED.	283	
NC	REGIONAL MED PROG		II FACILITIES	LOCAL	PROBLEM ANALYSIS	SOCIO-MED.	282	
NY	REGIONAL MED PROG		VII SOCIAL BEHAVIOR ASPECTS	LOCAL	PROBLEM ANALYSIS	SOCIO-MED.	121	
			I PERSONNEL	LOCAL	RECOMMENDATION	RES. + DEV.	166	
			II FACILITIES	LOCAL	RECOMMENDATION	RES. + DEV.	166	
			I PERSONNEL	LOCAL	PROBLEM ANALYSIS	RES. + DEV.	266	
			II FACILITIES	LOCAL	PROBLEM ANALYSIS	RES. + DEV.	266	
			I PERSONNEL	STATE	RECOMMENDATION	SOCIO-MED.	200	6
			V UTILIZATION OF SERVICES	STATE	RECOMMENDATION	SOCIO-MED.	200	6
OH	AG RESEARCH + DEV CTR		V UTILIZATION OF SERVICES	LOCAL	RECOMMENDATION	SOCIO-MED.	281	7
			VII SOCIAL BEHAVIOR ASPECTS	LOCAL	RECOMMENDATION	SOCIO-MED.	281	7
			I PERSONNEL	STATE	OTHER	SOCIO-MED.	51	
			II FACILITIES	REGIONAL	PROBLEM ANALYSIS	RES. + DEV.	7	
OK	REGIONAL MED PROG		II FACILITIES	REGIONAL	PROBLEM ANALYSIS	RES. + DEV.	7	

Appendix G-2 Research Publications  
 Accepted - By Funding Source/Name, By Subject Category (Continued)

STATE	FUNDING SOURCE NAME	ST	SUBJECT CATEGORIES	GEOG LOCATION	OUTCOME TYPE	RESEARCH TYPE	DOC AC NO	EV PT
	OK REGIONAL MEO PROG		X TECHNOLOGY	REGIONAL	PROBLEM ANALYSIS	RES. + OEV.	7	
	OR S COMPREHENSIVE M PLAN		III ORGANIZATION AND ADM.	STATE	RECOMMENDATION	SOCIO-MEO.	48	14
			V UTILIZATION OF SERVICES	STATE	RECOMMENDATION	SOCIO-MEO.	48	14
			VI ECONOMIC/COST/FINANCING	STATE	RECOMMENDATION	SOCIO-MEO.	48	14
			VIII PHARMACY RELA. RESEARCH	STATE	RECOMMENDATION	SOCIO-MEO.	48	14
			X TECHNOLOGY	STATE	RECOMMENDATION	SOCIO-MEO.	48	14
	PA		III ORGANIZATION AND ADM.	STATE	RECOMMENDATION	RES. + OEV.	45	
	PA DEPT OF COMMUNITY AFFAIRS		IV EVALUATION AND QUALITY	STATE	RECOMMENDATION	RES. + OEV.	45	
			II FACILITIES	STATE	OTHER	SOCIO-MEO.	209	
			III ORGANIZATION AND ADM.	LOCAL	FACT DESCRIPTION	RES. + OEV.	195	
			IV EVALUATION AND QUALITY	LOCAL	FACT DESCRIPTION	RES. + OEV.	195	
	PA DEPT OF EO		I PERSONNEL	STATE	OTHER	SOCIO-MEO.	209	
	PA DEPT OF M		II FACILITIES	STATE	RECOMMENDATION	SOCIO-MEO.	293	13
			VII SOCIAL BEHAVIOR ASPECTS	STATE	OTHER	SOCIO-MEO.	116	
			IX UNIQUE PROBLEMS	STATE	OTHER	SOCIO-MEO.	116	
	TX DEPT OF MENTAL H		II FACILITIES	LOCAL	FACT DESCRIPTION	RES. + OEV.	177	
			IV EVALUATION AND QUALITY	LOCAL	FACT DESCRIPTION	RES. + OEV.	177	
	UT REGIONAL CHILDO SER		II FACILITIES	LOCAL	RECOMMENDATION	SOCIO-MEO.	231	5
			XI RESEARCH METHODOLOGIES	LOCAL	RECOMMENDATION	SOCIO-MEO.	231	5
	VT DEPT OF P H + COMMUNITY PEO		I PERSONNEL	STATE	OTHER	SOCIO-MEO.	154	
			II FACILITIES	STATE	OTHER	SOCIO-MEO.	154	
	W1 DEPT OF M		I PERSONNEL	STATE	FACT DESCRIPTION	SOCIO-MEO.	68	
	W1 DEPT OF SOCIAL + M SEPS		I PERSONNEL	STATE	FACT DESCRIPTION	SOCIO-MEO.	79	
							112	
							189	

Appendix G-2 Research Publications  
Accepted - By Funding Source/Name, By Subject Category (Continued)

FUNDING SOURCE	ST	SUBJECT CATEGORIES	GEOG LOCATION	OUTCOME TYPE	RESEARCH TYPE	DOC EV AC NO PT
MA DEPT OF SOCIAL + H SERS		I PERSONNEL	STATE	FACT DESCRIPTION	SOCIO-MED.	239
MA GOVERNERS TASK FORCE ON R AFFAIRS		IV EVALUATION AND QUALITY	STATE	RECOMMENDATION	SOCIO-MED.	238 1
MI		IX UNIQUE PROBLEMS III ORGANIZATION AND ADM.	STATE LOCAL	RECOMMENDATION PROBLEM ANALYSIS	SOCIO-MED. SOCIO-MED.	258 1
MI DIV OF DENTAL H		VII SOCIAL BEHAVIOR ASPECTS IX UNIQUE PROBLEMS	LOCAL LOCAL	PROBLEM ANALYSIS PROBLEM ANALYSIS	RES. + DEV. SOCIO-MED.	174 69
MI DIV OF H		II FACILITIES III ORGANIZATION AND ADM.	LOCAL LOCAL	PROBLEM ANALYSIS PROBLEM ANALYSIS	SOCIO-MED. SOCIO-MED.	24 24
BANGOR MED H DEPT	ME	II FACILITIES	LOCAL	FACT DESCRIPTION	RES. + DEV.	191
CARBOY CON RO OF ED-RCNL CHILO STUDY SER	UT	XI RESEARCH METHODOLOGIES	LOCAL	FACT DESCRIPTION	RES. + DEV.	191
CAYUGA CON P PLANNING COMMISSION	NY	II FACILITIES III ORGANIZATION AND ADM.	LOCAL LOCAL	FACT DESCRIPTION FACT DESCRIPTION	SOCIO-MED. SOCIO-MED.	143 143
CHESAPEAKE DEPT OF H	VA	VII SOCIAL BEHAVIOR ASPECTS	LOCAL	OTHER	SOCIO-MED.	236
CLAY CON H DEPT	KY	IX UNIQUE PROBLEMS IV EVALUATION AND QUALITY	LOCAL LOCAL	OTHER FACT DESCRIPTION	SOCIO-MED. SOCIO-MED.	236 111
COMPREHENSIVE H PLNG COUNCIL OF NM PA		VII SOCIAL BEHAVIOR ASPECTS II FACILITIES	LOCAL LOCAL	FACT DESCRIPTION FACT DESCRIPTION	SOCIO-MED. RES. + DEV.	111 34
		I PERSONNEL	LOCAL	FACT DESCRIPTION	RES. + DEV.	34
		II FACILITIES	LOCAL	PROBLEM ANALYSIS	SOCIO-MED.	13
		VII SOCIAL BEHAVIOR ASPECTS	LOCAL	PROBLEM ANALYSIS	SOCIO-MED.	13
		II FACILITIES	LOCAL	PROBLEM ANALYSIS	SOCIO-MED.	13
		XI RESEARCH METHODOLOGIES	LOCAL	PROBLEM ANALYSIS	SOCIO-MED.	62



Appendix G-2 Research Publications  
 Accepted - By Funding Source/Name, By Subject Category (Continued)

TYPE	FUNDING SOURCE/NAME	ST	SUBJECT CATEGORIES	GEOG LOCATION	OUTCME TYPE	RESEARCH TYPE	DOC AC NO	EV PT
LOCAL	HUNTINGTON COMMUNITY MENTAL H CLN	MV	IV EVALUATION AND QUALITY	LOCAL	PROBLEM ANALYSIS	RES. + DEV.	299	8
	JACKSON CON H DEPT	KY	VII SOCIAL BEHAVIOR ASPECTS I PERSONNEL	LOCAL	PROBLEM ANALYSIS	RES. + DEV.	299	8
	LEE CON H DEPT	KY	II FACILITIES VII SOCIAL BEHAVIOR ASPECTS I PERSONNEL	LOCAL	PROBLEM ANALYSIS	SOCIO-MED.	13	
	OWSLEY CON H DEPT	KY	II FACILITIES VII SOCIAL BEHAVIOR ASPECTS	LOCAL	PROBLEM ANALYSIS	SOCIO-MED.	13	
	PENQUIS ME COMMUNITY ACTION GROUP	ME	II FACILITIES VII SOCIAL BEHAVIOR ASPECTS	LOCAL	PROBLEM ANALYSIS	SOCIO-MED.	143	
	POLK CON NURSING SEP	MN	III ORGANIZATION AND ADM. II FACILITIES	LOCAL	FACT DESCRIPTION	SOCIO-MED.	143	
	WESTERN PA REGIONAL MED PROG		VI ECONOMIC/COST/FINANCING II FACILITIES	LOCAL	FACT DESCRIPTION	SOCIO-MED.	184	
EDUCATIONAL	BOMHAY GRAY SCHCOL CF MED, MC		III ORGANIZATION AND ADM.	LOCAL	PROBLEM ANALYSIS	RES. + DEV.	184	
	FL S U SCHOOL OF SOCIAL WORK		II FACILITIES	LOCAL	PROBLEM ANALYSIS	RES. + DEV.	184	
	GA COLLEGE OF MED		IV EVALUATION AND QUALITY	LOCAL	RECOMMENDATION	RES. + DEV.	216	
	HARVARD U MED SCHCOL		VII SOCIAL BEHAVIOR ASPECTS	LOCAL	RECOMMENDATION	RES. + DEV.	216	
	IA S U		IV EVALUATION AND QUALITY	STATE	OTHER	SOCIO-MED.	320	

Appendix G-2 Research Publications  
 Accepted - By Funding Source/Name, By Subject Category (Continued)

TYPE	FUNDING SOURCE NAME	ST	SUBJECT CATEGORIES	GEOG LOCATION	OUTCOME TYPE	RESEARCH TYPE	OC AC NO	EV PT
EDUCATIONAL	LA S J		VI ECONOMIC/COST/FINANCING	STATE	OTHER	SOCIO-MED.	234	
	KY S MED SCHOOL		IV EVALUATION AND QUALITY	LOCAL	PROBLEM ANALYSIS	SOCIO-MED.	192	
	LA S J		XI RESEARCH METHODOLOGIES	LOCAL	PROBLEM ANALYSIS	SOCIO-MED.	192	
	MEMPHIS MED COL, NASHVILLE, TN		VII SOCIAL BEHAVIOR ASPECTS	LOCAL	FACT DESCRIPTION	SOCIO-MED.	22	
	MI S J		I PERSONNEL	REGIONAL	OTHER	SOCIO-MED.	219	
			VI ECONOMIC/COST/FINANCING	REGIONAL	OTHER	SOCIO-MED.	219	
			IV EVALUATION AND QUALITY	LOCAL	PROBLEM ANALYSIS	SOCIO-MED.	49	13
			VI ECONOMIC/COST/FINANCING	LOCAL	PROBLEM ANALYSIS	SOCIO-MED.	49	13
			XI RESEARCH METHODOLOGIES	LOCAL	PROBLEM ANALYSIS	SOCIO-MED.	49	13
	MI S J COOPERATIVES		I PERSONNEL	STATE	PROBLEM ANALYSIS	SOCIO-MED.	61	
			II FACILITIES	STATE	PROBLEM ANALYSIS	SOCIO-MED.	61	
	MS S U		III ORGANIZATION AND ADM.	LOCAL	PROBLEM ANALYSIS	SOCIO-MED.	229	4
	MT S J		IX UNIQUE PROBLEMS	LOCAL	PROBLEM ANALYSIS	SOCIO-MED.	229	4
			VII SOCIAL BEHAVIOR ASPECTS	LOCAL	PROBLEM ANALYSIS	SOCIO-MED.	33	7
			IX UNIQUE PROBLEMS	LOCAL	PROBLEM ANALYSIS	SOCIO-MED.	33	7
	MI S J		VII SOCIAL BEHAVIOR ASPECTS	LOCAL	PROBLEM ANALYSIS	SOCIO-MED.	16	2
	WYRIMESTER: U SCHOOL OF MED		IV EVALUATION AND QUALITY	LOCAL	PROBLEM ANALYSIS	SOCIO-MED.	238	
			XI RESEARCH METHODOLOGIES	LOCAL	PROBLEM ANALYSIS	SOCIO-MED.	238	
	OH S U		I PERSONNEL	STATE	PROBLEM ANALYSIS	RES. + DEV.	55	
			II FACILITIES	STATE	PROBLEM ANALYSIS	RES. + DEV.	55	
			IX UNIQUE PROBLEMS	STATE	FACT DESCRIPTION	SOCIO-MED.	74	
			XI RESEARCH METHODOLOGIES	STATE	FACT DESCRIPTION	SOCIO-MED.	74	
	OH S U MS		I PERSONNEL	STATE	PROBLEM ANALYSIS	SOCIO-MED.	78	
			II FACILITIES	STATE	PROBLEM ANALYSIS	SOCIO-MED.	78	
			XI RESEARCH METHODOLOGIES	STATE	PROBLEM ANALYSIS	SOCIO-MED.	78	
	SOUTHWESTERN COOPERATIVE EC LAB		II FACILITIES	NATIONAL	OTHER	SOCIO-MED.	128	

Appendix G-2 Research Publications  
 Accepted - By Funding Source/Name, By Subject Category (Continued)

EDUCATIONAL TYPE	FUNDING SOURCE NAME	SI	SUBJECT CATEGORIES	GEOG LOCATION	OUTCOME TYPE	RESEARCH TYPE	ACC NO	EV PT
	EDUCATIONAL SOUTHWESTERN COOPERATIVE ED LAB		IX UNIQUE PROBLEMS	NATIONAL	OTHER	SOCIO-MEO.	126	
	TJFETS U SCHOOL OF MED		III ORGANIZATION AND ADM.	LOCAL	FACT DESCRIPTION	SOCIO-MEO.	75	
			VII SOCIAL BEHAVIOR ASPECTS	LCCAL	FACT DESCRIPTION	SOCIO-MEO.	75	
	TX A**		II FACILITIES	NATIONAL	OTHER	SOCIO-MEO.	203	
	U OF TE		IV EVALUATION AND QUALITY	NATIONAL	OTHER	SOCIO-MEO.	203	
	U OF FL		VII SOCIAL BEHAVIOR ASPECTS	LCCAL	FACT DESCRIPTION	SOCIO-MEO.	207	
			I PERSONNEL	LOCAL	PROBLEM ANALYSIS	RES. + DEV.	306	
	U OF FL CHILDRENS BU		III ORGANIZATION AND ADM.	LOCAL	PROBLEM ANALYSIS	RES. + DEV.	306	
	U OF FL COLL OF MED		VII SOCIAL BEHAVIOR ASPECTS	LOCAL	PROBLEM ANALYSIS	SOCIO-MEO.	247	
			I PERSONNEL	LOCAL	PROBLEM ANALYSIS	SOCIO-MEO.	311	
	U OF FL COLLEGE OF MED		XI RESEARCH METHODOLOGIES	LOCAL	PROBLEM ANALYSIS	SOCIO-MEO.	311	
			IV EVALUATION AND QUALITY	LOCAL	PROBLEM ANALYSIS	SOCIO-MEO.	267	
			V UTILIZATION OF SERVICES	LOCAL	PROBLEM ANALYSIS	SOCIO-MEO.	267	
	U OF IL POPULATION COUNCIL		X TECHNOLOGY	LOCAL	PROBLEM ANALYSIS	SOCIO-MEO.	267	
	U OF IA		VII SOCIAL BEHAVIOR ASPECTS	LOCAL	PROBLEM ANALYSIS	SOCIO-MEO.	247	
			I PERSONNEL	STATE	FACT DESCRIPTION	SOCIO-MEO.	133	
			II FACILITIES	STATE	RECOMMENDATION	RES. + DEV.	214	8
			IX UNIQUE PROBLEMS	LOCAL	RECOMMENDATION	RES. + DEV.	214	8
	U OF KY		XI RESEARCH METHODOLOGIES	LOCAL	PROBLEM ANALYSIS	SOCIO-MEO.	107	
			I PERSONNEL	LOCAL	PROBLEM ANALYSIS	SOCIO-MEO.	107	
			II FACILITIES	LCCAL	PROBLEM ANALYSIS	SOCIO-MEO.	13	
	U OF IN MED SCHOOL		VII SOCIAL BEHAVIOR ASPECTS	LOCAL	PROBLEM ANALYSIS	SOCIO-MEO.	13	
			I PERSONNEL	STATE	FACT DESCRIPTION	SOCIO-MEO.	270	
	U OF MO		III ORGANIZATION AND ADM.	STATE	FACT DESCRIPTION	SOCIO-MEO.	270	
			II FACILITIES	LOCAL	RECOMMENDATION	RES. + DEV.	196	

Appendix G-2 Research Publications  
Accepted - By Funding Source/Name, By Subject Category (Continued)

TYPE	FUNDING SOURCES	ST	SUBJECT CATEGORIES	GEOG LOCATION	OUTCOME TYPE	RESEARCH TYPE	OC AC NO PT
EDUCATIONAL	U OF 10		VII SOCIAL BEHAVIOR ASPECTS	NATIONAL	PROBLEM ANALYSIS	SOCIO-MEO.	3
	U OF 10 AT COLUMBIA		XI RESEARCH METHODOLOGIES	NATIONAL	PROBLEM ANALYSIS	SOCIO-MEO.	3
	U OF 10 COLLEGE OF AGRIC		VII SOCIAL BEHAVIOR ASPECTS	LOCAL	FACT DESCRIPTION	RES. + OEV.	210
			XI RESEARCH METHODOLOGIES	LOCAL	FACT DESCRIPTION	RES. + OEV.	210
			V UTILIZATION OF SERVICES	LOCAL	PROBLEM ANALYSIS	SOCIO-MEO.	137
			VII SOCIAL BEHAVIOR ASPECTS	LOCAL	PROBLEM ANALYSIS	SOCIO-MEO.	137
			XI RESEARCH METHODOLOGIES	LOCAL	PROBLEM ANALYSIS	SOCIO-MEO.	137
	U OF 10 SCHOOL OF MED		II FACILITIES	LOCAL	FACT DESCRIPTION	SOCIO-MEO.	65
			V UTILIZATION OF SERVICES	LOCAL	FACT DESCRIPTION	SOCIO-MEO.	65
	U OF 10-CAROLINA POPULATION CENTER		VII SOCIAL BEHAVIOR ASPECTS	LOCAL	FACT DESCRIPTION	SOCIO-MEO.	65
			II FACILITIES	LOCAL	PROBLEM ANALYSIS	RES. + OEV.	103
	U OF TX		III ORGANIZATION AND ADM.	LOCAL	PROBLEM ANALYSIS	RES. + OEV.	103
			III ORGANIZATION AND ADM.	NATIONAL	OTHER	SOCIO-MEO.	274
	U OF VT		VII SOCIAL BEHAVIOR ASPECTS	NATIONAL	OTHER	SOCIO-MEO.	274
			I PERSONNEL	STATE	OTHER	SOCIO-MEO.	154
			II FACILITIES	STATE	OTHER	SOCIO-MEO.	154
	U OF 4V		I PERSONNEL	REGIONAL	OTHER	SOCIO-MEO.	297
			II FACILITIES	REGIONAL	OTHER	SOCIO-MEO.	297
	U OF 4V SCHOOL OF MED		I PERSONNEL	NATIONAL	RECOMMENDATION	RES. + OEV.	105
			III ORGANIZATION AND ADM.	NATIONAL	RECOMMENDATION	RES. + JEV.	105
	HALOEN U, CA		VII SOCIAL BEHAVIOR ASPECTS	LOCAL	PROBLEM ANALYSIS	SOCIO-MEO.	119
			II FACILITIES	LOCAL	FACT DESCRIPTION	RES. + OEV.	153
			IX UNIQUE PROBLEMS	LOCAL	FACT DESCRIPTION	RES. + OEV.	153
	HW U		IV EVALUATION AND QUALITY	LOCAL	FACT DESCRIPTION	RES. + OEV.	215
			VI ECONOMIC/COST/FINANCING	LOCAL	FACT DESCRIPTION	RES. + OEV.	215
			X TECHNOLOGY	LOCAL	FACT DESCRIPTION	RES. + OEV.	215

Appendix G-2 Research Publications  
Accepted - By Funding Source/Name, By Subject Category (Continued)

TYPE	FUNDING SOURCES	ST	SUBJECT CATEGORIES	GEOG LOCATION	OUTCOME TYPE	RESEARCH TYPE	DOC LEV AC NO IPT
EDUCATIONAL	YALE U SCHOOL OF MED		III ORGANIZATION AND ADM.	STATE	PROBLEM ANALYSIS	SOCIO-MED.	233
	YALE U		VII SOCIAL BEHAVIOR ASPECTS	STATE	PROBLEM ANALYSIS	SOCIO-MED.	253
	YALE U SCHOOL OF MED		IX UNIQUE PROBL-MS	LOCAL	OTHER	RES. + DEV.	192
			X TECHNOLOGY	LOCAL	OTHER	RES. + DEV.	192
PRIVATE	A1 CANCER SOCIETY		II FACILITIES	LCCAL	PROBLEM ANALYSIS	SOCIO-MED.	225
	AMA		XI RESEARCH METHCOLOGIES	LOCAL	PROBLEM ANALYSIS	SOCIO-MED.	225
	AMA-R EMERGENCY MED SERVS PLAI		IX UNIQUE PROBLEMS	REGIONAL	PROBLEM ANALYSIS	SOCIO-MED.	167
	AVALON F, NY		XI RESEARCH METHCOLOGIES	REGIONAL	PROBLEM ANALYSIS	SOCIO-MED.	167
	CARNEGIE F		II FACILITIES	NATIONAL	OTHER	RES. + DEV.	120
	CAYUGA AREA LOCAL PLAN FOR H ACTR INC, NY		II FACILITIES	NATIONAL	RECOMMENDATION	SOCIO-MED.	16
	COMMONWEALTH F		III ORGANIZATION AND ADM.	NATIONAL	RECOMMENDATION	SOCIO-MED.	16
	EMPIRE S MED, SCIENTIFIC + ED F, NY		III ORGANIZATION AND ADM.	STATE	PROBLEM ANALYSIS	SOCIO-MED.	263
	FORC F		XI RESEARCH METHCOLOGIES	STATE	PROBLEM ANALYSIS	SOCIO-MED.	263
			I PERSONNEL	LOCAL	PROBLEM ANALYSIS	SOCIO-MED.	311
			XI RESEARCH METHCOLOGIES	LOCAL	PROBLEM ANALYSIS	SOCIO-MED.	311
			IV EVALUATION AND QUALITY	LOCAL	FACT OESCRIPTION	SOCIO-MED.	111
			VII SOCIAL BEHAVIOR ASPECTS	LOCAL	FACT OESCRIPTION	SOCIO-MED.	111
			I PERSONNEL	LOCAL	PROBLEM ANALYSIS	SOCIO-MED.	311
			XI RESEARCH METHCOLOGIES	LOCAL	PROBLEM ANALYSIS	SOCIO-MED.	311
			III ORGANIZATION AND ADM.	STATE	PROBLEM ANALYSIS	SOCIO-MED.	263
			XI RESEARCH METHCOLOGIES	STATE	PROBLEM ANALYSIS	SOCIO-MED.	263
			III ORGANIZATION AND ADM.	STATE	PROBLEM ANALYSIS	RES. + DEV.	169
			IV EVALUATION AND QUALITY	LOCAL	PROBLEM ANALYSIS	SOCIO-MED.	49 13
			VI ECONOMIC/COST/FINANCING	LOCAL	PRCBLEM ANALYSIS	SOCIO-MED.	49 13
			VII SOCIAL BEHAVIOR ASPECTS	STATE	PROBLEM ANALYSIS	RES. + DEV.	169
			XI RESEARCH METHCOLOGIES	LOCAL	PROBLEM ANALYSIS	SOCIO-MED.	49 13

Appendix G-2 Research Publications  
 Accepted - By Funding Source/Name, By Subject Category (Continued)

TYPE	FUNDING SOURCE NAME	ST.	SUBJECT CATEGORIES	GEOG LOCATION	OUTCOME TYPE	RESEARCH TYPE	OC AC NO	EV PT
PRIVATE	FORD F, NY		III ORGANIZATION AND ADM.	NATIONAL	OTHER	SOCIO-MEO.	262	
			V UTILIZATION OF SERVICES	NATIONAL	OTHER	SOCIO-MEO.	262	
	GILLETTE CO, THE		VII SOCIAL BEHAVIOR ASPECTS	NATIONAL	OTHER	SOCIO-MEO.	262	
			III ORGANIZATION AND ADM.	LOCAL	PROBLEM ANALYSIS	RES. + OEV.	305	
			IX UNIQUE PROBLEMS	LOCAL	PROBLEM ANALYSIS	RES. + OEV.	305	
	GUTHRIE F FOR MEO RESEARCH		I PERSONNEL	REGIONAL	PROBLEM ANALYSIS	SOCIO-MEO.	29	
			VII SOCIAL BEHAVIOR ASPECTS	REGIONAL	PROBLEM ANALYSIS	SOCIO-MEO.	29	
	IL AGRIC ASSOC		IV EVALUATION AND QUALITY	STATE	PROBLEM ANALYSIS	SOCIO-MEO.	93	
	KELLOG F, M K		III ORGANIZATION AND ADM.	STATE	PROBLEM ANALYSIS	SOCIO-MEO.	30	5
			VI ECONOMIC/COST/FINANCING	STATE	PROBLEM ANALYSIS	SOCIO-MEO.	30	5
	MAYO CLINIC		II FACILITIES	LOCAL	FACT DESCRIPTION	SOCIO-MEO.	275	
			III ORGANIZATION AND ADM.	LOCAL	FACT DESCRIPTION	SOCIO-MEO.	275	
			V UTILIZATION OF SERVICES	LOCAL	FACT DESCRIPTION	SOCIO-MEO.	275	
	MILBANK MEMORIAL F		VII SOCIAL BEHAVIOR ASPECTS	LOCAL	FACT DESCRIPTION	SOCIO-MEO.	275	
			II FACILITIES	LOCAL	FACT DESCRIPTION	SOCIO-MEO.	213	
			III ORGANIZATION AND ADM.	NATIONAL	PROBLEM ANALYSIS	RES. + OEV.	84	
			IV EVALUATION AND QUALITY	LOCAL	FACT DESCRIPTION	SOCIO-MEO.	220	
			V UTILIZATION OF SERVICES	LOCAL	FACT DESCRIPTION	SOCIO-MEO.	220	
			VII SOCIAL BEHAVIOR ASPECTS	STATE	PROBLEM ANALYSIS	SOCIO-MEO.	239	
			XI RESEARCH METHODOLOGIES	LOCAL	FACT DESCRIPTION	SOCIO-MEO.	213	
			III ORGANIZATION AND ADM.	NATIONAL	PROBLEM ANALYSIS	RES. + OEV.	84	
	MONSANTO F, MO		V UTILIZATION OF SERVICES	LOCAL	FACT DESCRIPTION	SOCIO-MEO.	213	
			VII SOCIAL BEHAVIOR ASPECTS	NATIONAL	OTHER	SOCIO-MEO.	262	
			II FACILITIES	NATIONAL	OTHER	SOCIO-MEO.	262	
	POPULATION COUNCIL, THE		III ORGANIZATION AND ADM.	NATIONAL	OTHER	SOCIO-MED.	262	
			V UTILIZATION OF SERVICES	NATIONAL	OTHER	SOCIO-MED.	262	
			VII SOCIAL BEHAVIOR ASPECTS	NATIONAL	OTHER	SOCIO-MED.	262	
			II FACILITIES	NATIONAL	OTHER	RES. + OEV.	161	

Appendix G-2 Research Publications  
Accepted - By Funding Source/Name, By Subject Category (Continued)

PRIVATE	FUNDING SOURCE	ST	SUBJECT CATEGORIES	GEGG LOCATION	OUTCOME TYPE	RESEARCH TYPE	DOC EV AC NO PT
	POPULATION COUNCIL, THE		IV EVALUATION AND QUALITY	NATIONAL	OTHER	RES. + DEV.	161
	RANO CORPORATION, THE		I PERSONNEL	STATE	RECOMMENATION	SOCIO-MED.	298 11
	ROCKEFELLER F		III ORGANIZATION AND ADM.	NATIONAL	OTHER	SOCIO-MED.	262
			V UTILIZATION OF SERVICES	STATE	PROBLEM ANALYSIS	RES. + DEV.	169
			VII SOCIAL BEHAVIOR ASPECTS	NATIONAL	OTHER	SOCIO-MED.	262
			VII SOCIAL BEHAVIOR ASPECTS	NATIONAL	OTHER	SOCIO-MED.	262
	ROSENBERG F		V UTILIZATION OF SERVICES	STATE	PROBLEM ANALYSIS	RES. + DEV.	169
			VII SOCIAL BEHAVIOR ASPECTS	LOCAL	PROBLEM ANALYSIS	SOCIO-MED.	130
			VII SOCIAL BEHAVIOR ASPECTS	LOCAL	PROBLEM ANALYSIS	SOCIO-MED.	130
	SEARS ROEBUCK F		I PERSONNEL	LOCAL	PROBLEM ANALYSIS	RES. + DEV.	266
			II FACILITIES	LOCAL	PROBLEM ANALYSIS	RES. + DEV.	266
			VII SOCIAL BEHAVIOR ASPECTS	STATE	PROBLEM ANALYSIS	SOCIO-MED.	239
	STUDENT AMA		I PERSONNEL	LOCAL	FACT DESCRIPTION	SOCIO-MED.	54
			IV EVALUATION AND QUALITY	LOCAL	FACT DESCRIPTION	SOCIO-MED.	54
	STUDENT AMERICA MED ASSOC		I PERSONNEL	REGIONAL	PROBLEM ANALYSIS	SOCIO-MED.	278
			VII SOCIAL BEHAVIOR ASPECTS	REGIONAL	PROBLEM ANALYSIS	SOCIO-MED.	278
	TOMSENSO FUNO		IV EVALUATION AND QUALITY	LOCAL	PROBLEM ANALYSIS	RES. + DEV.	208
	WI PERIODONTIC SOCIETY		II FACILITIES	LOCAL	PROBLEM ANALYSIS	SOCIO-MED.	24
			III ORGANIZATION AND ADM.	LOCAL	PROBLEM ANALYSIS	SOCIO-MED.	24
	WV LEAGUE FOR NURSING		I PERSONNEL	STATE	RECOMMENATION	SOCIO-MED.	199 6
			II FACILITIES	STATE	RECOMMENATION	SOCIO-MED.	199 6
	WV NURSES ASSOCIATION		I PERSONNEL	STATE	RECOMMENATION	SOCIO-MED.	199 6
			II FACILITIES	STATE	RECOMMENATION	SOCIO-MED.	199 6
			I PERSONNEL	NATIONAL	FACT DESCRIPTION	SOCIO-MED.	15
OTHER					OTHER	SOCIO-MED.	40
							187

Appendix G-2 Research Publications  
Accepted - By Funding Source/Name, By Subject Category (Continued)

FUNDING SOURCE	ST	SUBJECT CATEGORIES	GEOG LOCATION	OUTCOME TYPE	RESEARCH TYPE	DOC AC NO	EV PT
OTHER		I PERSONNEL	NATIONAL	RECOMMENDATION	SOCIO-MED.	63	
			REGIONAL	OTHER	SOCIO-MED.	181	
			STATE	FACT DESCRIPTION	SOCIO-MED.	302	
				PROBLEM ANALYSIS	SOCIO-MED.	87	
						136	
				RECOMMENDATION	SOCIO-MED.	223	
						288	
						41	
					RES. + DEV.	260	
					RES. + DEV.	221	
			LOCAL	FACT DESCRIPTION	RES. + DEV.	295	
				OTHER	SOCIO-MED.	271	
				PROBLEM ANALYSIS	SOCIO-MED.	89	
						39	
					RES. + DEV.	258	
				RECOMMENDATION	RES. + DEV.	123	
		II FACILITIES	NATIONAL	FACT DESCRIPTION	SOCIO-MED.	15	
				OTHER	SOCIO-MED.	160	
				RECOMMENDATION	RES. + DEV.	240	
			STATE	FACT DESCRIPTION	SOCIO-MED.	308	
				PROBLEM ANALYSIS	SOCIO-MED.	185	
						136	
						223	
				RECOMMENDATION	SOCIO-MED.	41	
			LOCAL	FACT DESCRIPTION	SOCIO-MED.	286	
						176	



Appendix G-2 Research Publications  
 Accepted - By Funding Source/Name, By Subject Category (Continued)

FUNDING SOURCE	ST	SUBJECT CATEGORIES	GEOG LOCATION	OUTCOME TYPE	RESEARCH TYPE	DOC AC NO	EV PT
OTHER		II FACILITIES	LOCAL	FACT DESCRIPTION	RES. + DEV.	114	
				PROBLEM ANALYSIS	SOCIO-MED.	269	
				RECOMMENDATION	RES. + DEV.	28	
					SOCIO-MED.	89	
					RES. + DEV.	39	
					SOCIO-MED.	252	
		III ORGANIZATION AND ADM.	NATIONAL	FACT DESCRIPTION	SOCIO-MED.	217	
				OTHER	SOCIO-MED.	10	
				PROBLEM ANALYSIS	SOCIO-MED.	15	
				RECOMMENDATION	RES. + DEV.	149	
					SOCIO-MED.	135	
					RES. + DEV.	319	
					SOCIO-MED.	240	
			REGIONAL	OTHER	SOCIO-MED.	308	
			STATE	FACT DESCRIPTION	SOCIO-MED.	181	
				PROBLEM ANALYSIS	SOCIO-MED.	185	
				RECOMMENDATION	SOCIO-MED.	279	
					RES. + DEV.	41	
					SOCIO-MED.	164	
			LOCAL	FACT DESCRIPTION	SOCIO-MED.	176	
				OTHER	RES. + DEV.	114	
				PROBLEM ANALYSIS	SOCIO-MED.	151	
					RES. + DEV.	258	
					SOCIO-MED.	86	7
					RES. + DEV.	304	
					SOCIO-MED.	252	

Appendix G-2 Research Publications  
 Accepted - By Funding Source/Name, By Subject Category (Continued)

FUNDING SOURCES	ST	SUBJECT CATEGORIES	GEOG LOCATION	OUTCOME TYPE	RESEARCH TYPE	OOC EV AC NO/PT
OTHER		IV EVALUATION AND QUALITY	NATIONAL	OTHER	SOCIO-MED.	159
			REGIONAL	RECOMMENDATION	SOCIO-MED.	63
			STATE	FACT DESCRIPTION	SOCIO-MED.	96
				FACT DESCRIPTION	SOCIO-MED.	302
				PROBLEM ANALYSIS	SOCIO-MED.	284
				RECOMMENDATION	SOCIO-MED.	41
						268
					RES. + DEV.	163
			LOCAL	FACT DESCRIPTION	SOCIO-MED.	221
				PROBLEM ANALYSIS	RES. + DEV.	307
				RECOMMENDATION	SOCIO-MED.	86
						7
					SOCIO-MED.	134
					RES. + DEV.	123
		V UTILIZATION OF SERVICES	NATIONAL	FACT DESCRIPTION	SOCIO-MED.	15
				RECOMMENDATION	SOCIO-MED.	63
			REGIONAL	FACT DESCRIPTION	SOCIO-MED.	181
			STATE	PROBLEM ANALYSIS	SOCIO-MED.	87
				RECOMMENDATION	SOCIO-MED.	288
			LOCAL	FACT DESCRIPTION	SOCIO-MED.	46
						307
		VI ECONOMIC/COST/FINANCING	NATIONAL	PROBLEM ANALYSIS	SOCIO-MED.	89
				FACT DESCRIPTION	SOCIO-MED.	40
				RECOMMENDATION	RES. + DEV.	248
			STATE	RECOMMENDATION	RES. + DEV.	319
			LOCAL	FACT DESCRIPTION	RES. + DEV.	163
						269

Appendix G-2 Research Publications  
 Accepted - By Funding Source/Name, By Subject Category (Continued)

FUNDING SOURCES	SUBJECT CATEGORIES	GEOG LOCATION	OUTCOME TYPE	RESEARCH TYPE	DOC EV AC NO PT
OTHER	VI ECONOMIC/COST/FINANCING	LOCAL	RECOMMENDATION	SOCIO-MED.	217
	VII SOCIAL BEHAVIOR ASPECTS	NATIONAL	FACT DESCRIPTION	SOCIO-MED.	233
		REGIONAL	PROBLEM ANALYSIS	SOCIO-MED.	211
		STATE	PROBLEM ANALYSIS	SOCIO-MED.	279
		LOCAL	FACT DESCRIPTION	SOCIO-MED.	228
					2
					307
					46
			OTHER	RES. + DEV.	295
			PROBLEM ANALYSIS	SOCIO-MED.	32
	VIII PHARMACY REL. RESEARCH				127
		LOCAL	RECOMMENDATION	SOCIO-MED.	224
	IX UNIQUE PROBLEMS	NATIONAL	FACT DESCRIPTION	SOCIO-MED.	134
			OTHER	SOCIO-MED.	40
			PROBLEM ANALYSIS	SOCIO-MED.	187
		STATE	PROBLEM ANALYSIS	SOCIO-MED.	135
		LOCAL	OTHER	SOCIO-MED.	223
		NATIONAL	OTHER	SOCIO-MED.	151
	X TECHNOLOGY				168
		LOCAL	PROBLEM ANALYSIS	RES. + DEV.	144
		REGIONAL	OTHER	SOCIO-MED.	32
	XI RESEARCH METHODOLOGIES		FACT DESCRIPTION	SOCIO-MED.	96
					181
			PROBLEM ANALYSIS	SOCIO-MED.	211
		STATE	PROBLEM ANALYSIS	SOCIO-MED.	284
		LOCAL	PROBLEM ANALYSIS	SOCIO-MED.	91

Appendix G-2 Research Publications  
 Accepted - By Funding Source/Name, By Subject Category (Continued)

TYPE	FUNDING SOURCES	ST	SUBJECT CATEGORIES	GEOG LOCATION	OUTCOME TYPE	RESEARCH TYPE	DOC EV	
							AC	NO PT
OTHER	VA HASON HOSPITAL, SEATTLE WA		XI RESEARCH METHCODOLOGIES II FACILITIES III ORGANIZATION AND ADM.	LOCAL LOCAL LOCAL	RECOMMENDATION FACT DESCRIPTION FACT DESCRIPTION	SOCIO-MED. RES. + DEV. RES. + DEV.	10 309 309	



**APPENDIX G-3**

**RESEARCH PUBLICATIONS ACCEPTED -  
BY GEOGRAPHIC LOCATION, BY FUNDING SOURCE/NAME**

**0368**

APPENDIX G-3 RESEARCH PUBLICATIONS  
ACCEPTED - BY GEOGRAPHIC LOCATION, BY FUNDING SOURCE/NAME

GEOG. LOCATION	FUNDING SOURCE/NAME	SUBJECT CATEGORIES	OUTCOME TYPE	RESEARCH TYPE	OCC. EV. AC NO. PT
NATIONAL	ODO-ARMY MED SER CORPS	VI ECONOMIC/COST/FINANCING	OTHER	SOCIO-MED.	232
	HEW	I PERSONNEL	OTHER	SOCIO-MED.	175
		II FACILITIES	RECOMMENDATION	RES. + DEV.	241
		III ORGANIZATION AND ADM.	OTHER	SOCIO-MED.	175
			RECOMMENDATION	RES. + DEV.	83
		IV EVALUATION AND QUALITY	OTHER	SOCIO-MED.	105
		V UTILIZATION OF SERVICES	OTHER	SOCIO-MED.	175
		VII SOCIAL BEHAVIOR ASPECTS	OTHER	SOCIO-MED.	175
		VIII PHARMACY RELA. RESEARCH	FACT DESCRIPTION	SOCIO-MED.	68
		IX UNIQUE PROBLEMS	FACT DESCRIPTION	SOCIO-MED.	60
		XI RESEARCH METHODOLOGIES	RECOMMENDATION	RES. + DEV.	83
	HEW-ASST SECY FOR PLNG + EVALN	IV EVALUATION AND QUALITY	PROBLEM ANALYSIS	SOCIO-MED.	20 5
		VII SOCIAL BEHAVIOR ASPECTS	PROBLEM ANALYSIS	SOCIO-MED.	20 5
		II FACILITIES	FACT DESCRIPTION	SOCIO-MED.	148
		III ORGANIZATION AND ADM.	RECOMMENDATION	SOCIO-MED.	292 9
		IV EVALUATION AND QUALITY	FACT DESCRIPTION	RES. + DEV.	186
		VII SOCIAL BEHAVIOR ASPECTS	FACT DESCRIPTION	RES. + DEV.	186
			RECOMMENDATION	SOCIO-MED.	292 9
	HEW-OFFICE OF THE SECY	I PERSONNEL	RECOMMENDATION	SOCIO-MED.	94 9
		IV EVALUATION AND QUALITY	RECOMMENDATION	SOCIO-MED.	94 9
		VII SOCIAL BEHAVIOR ASPECTS	RECOMMENDATION	SOCIO-MED.	94 9
	HEW-PHS	I PERSONNEL	FACT DESCRIPTION	SOCIO-MED.	47

Appendix G-3 Research Publications  
Accepted - By Geographic Location, By Funding Source/Name (Continued)

GEOG LOCATION	FUNDING SOURCE	ST	SUBJECT CATEGORIES	OUTCOME TYPE	RESEARCH TYPE	DOC AC NO	EV PT
NATIONAL	FEDERAL						
	HEM-PHS		I PERSONNEL	FACT DESCRIPTION	SOCIO-MEO.	131	
			II FACILITIES	FACT DESCRIPTION	SOCIO-MEO.	131	
			III ORGANIZATION AND ADM.	OTHER	SOCIO-MEO.	314	
			IV EVALUATION AND QUALITY	OTHER	SOCIO-MEO.	42	
			V UTILIZATION OF SERVICES	PROBLEM ANALYSIS	RES. + OEV.	84	
			VI ECONOMIC/COST/FINANCING	PROBLEM ANALYSIS	SOCIO-MEO.	108	
			VII SOCIAL BEHAVIOR ASPECTS	FACT DESCRIPTION	SOCIO-MEO.	113	
			XI RESEARCH METHODOLOGIES	PROBLEM ANALYSIS	SOCIO-MEO.	140	9
				OTHER	SOCIO-MEO.	42	
				FACT DESCRIPTION	SOCIO-MEO.	113	
				PROBLEM ANALYSIS	SOCIO-MEO.	3	
				PROBLEM ANALYSIS	SOCIO-MEO.	140	9
				RECOMMENDATION	RES. + OEV.	84	
	HEM-PHS-ACA-NHA-MENTAL H		III ORGANIZATION AND ADM.	RECOMMENDATION	RES. + OEV.	95	13
			IV EVALUATION AND QUALITY	RECOMMENDATION	RES. + OEV.	95	13
	HEM-PHS-CTR FOR OIS CONT		III ORGANIZATION AND ADM.	RECOMMENDATION	SOCIO-MEO.	188	
			XI RESEARCH METHODOLOGIES	RECOMMENDATION	SOCIO-MEO.	188	
	HEM-PHS-DIV OF INDIAN H		II FACILITIES	OTHER	SOCIO-MEO.	157	
			IX UNIQUE PROBLEMS	OTHER	SOCIO-MEO.	157	
	HEM-PHS-NIH		IV EVALUATION AND QUALITY	PROBLEM ANALYSIS	SOCIO-MEO.	159	
			XI RESEARCH METHODOLOGIES	PROBLEM ANALYSIS	SOCIO-MEO.	159	
	HEM-PHS-NIH-NCHSRD		II FACILITIES	OTHER	SOCIO-MEO.	165	
			III ORGANIZATION AND ADM.	OTHER	SOCIO-MEO.	165	
				RECOMMENDATION	RES. + OEV.	38	

Appendix G-3 Research Publications  
Aggregated by Geographic Location, By Funding Source/Name (Continued)

GEOG LOCATION	FEDERAL TYPE	ST	SUBJ. CT CATEGORIES	OUTCOME TYPE	RESEARCH TYPE	DOC AC NO PT
NATIONAL	FEDERAL		IV EVALUATION AND QUALITY	PROBLEM ANALYSIS	SOCIO-MED.	312 7
			V UTILIZATION OF SERVICES	PROBLEM ANALYSIS	SOCIO-MED.	312 7
			VI ECONOMIC/COST/FINANCING	RECOMMENDATION	RES. + DEV.	38
			II FACILITIES	PROBLEM ANALYSIS	SOCIO-MED.	98
			III ORGANIZATION AND ADM.	PROBLEM ANALYSIS	SOCIO-MED.	98
			VI ECONOMIC/COST/FINANCING	PROBLEM ANALYSIS	SOCIO-MED.	43
			VII SOCIAL BEHAVIOR ASPECTS	PROBLEM ANALYSIS	SOCIO-MED.	98
			XI RESEARCH METHODOLOGIES	PROBLEM ANALYSIS	SOCIO-MED.	43
			VII SOCIAL BEHAVIOR ASPECTS	PROBLEM ANALYSIS	RES. + DEV.	57
			XI RESEARCH METHODOLOGIES	PROBLEM ANALYSIS	RES. + DEV.	57
			III ORGANIZATION AND ADM.	OTHER	RES. + DEV.	272
				RECOMMENDATION	RES. + DEV.	186
			VII SOCIAL BEHAVIOR ASPECTS	OTHER	RES. + DEV.	272
				RECOMMENDATION	RES. + DEV.	186
			V UTILIZATION OF SERVICES	RECOMMENDATION	SOCIO-MED.	56
			VI ECONOMIC/COST/FINANCING	RECOMMENDATION	SOCIO-MED.	56
			I PERSONNEL	FACT DESCRIPTION	SOCIO-MED.	82
			IV EVALUATION AND QUALITY	FACT DESCRIPTION	SOCIO-MED.	82
			IX UNIQUE PROBLEMS	OTHER	SOCIO-MED.	168
			XI RESEARCH METHODOLOGIES	OTHER	SOCIO-MED.	168
			VII SOCIAL BEHAVIOR ASPECTS	FACT DESCRIPTION	SOCIO-MED.	287
			IX UNIQUE PROBLEMS	FACT DESCRIPTION	SOCIO-MED.	287
			XI RESEARCH METHODOLOGIES	FACT DESCRIPTION	SOCIO-MED.	287
			I PERSONNEL	FACT DESCRIPTION	SOCIO-MED.	277
				PROBLEM ANALYSIS	SOCIO-MED.	141 4
					RES. + DEV.	202



Appendix G-3 Research Publications  
Accepted - By Geographic Location, By Funding Source/Name (Continued)

GEOG LOCATION	FUNDING SOURCES	ST	SUBJECT CATEGORIES	OUTCOME TYPE	RESEARCH TYPE	DOC AC NO	EV PT
NATIONAL	FEDERAL		USOA-ERS				
			II FACILITIES	FACT DESCRIPTION	SOCIO-MEO.	277	
			III ORGANIZATION AND ADM.	PROBLEM ANALYSIS	SOCIO-MEO.	141	4
			IV EVALUATION AND QUALITY	PROBLEM ANALYSIS	SOCIO-MEO.	259	
			V UTILIZATION OF SERVICES	PROBLEM ANALYSIS	SOCIO-MEO.	141	4
			VII SOCIAL BEHAVIOR ASPECTS	FACT DESCRIPTION	SOCIO-MEO.	259	
			I PERSONNEL	PROBLEM ANALYSIS	SOCIO-MEO.	277	
			III ORGANIZATION AND ADM.	PROBLEM ANALYSIS	SOCIO-MEO.	141	4
			V UTILIZATION OF SERVICES	PROBLEM ANALYSIS	SOCIO-MEO.	141	4
			VII SOCIAL BEHAVIOR ASPECTS	PROBLEM ANALYSIS	SOCIO-MEO.	320	
			XI RESEARCH METHODOLOGIES	PROBLEM ANALYSIS	SOCIO-MEO.	320	
			II FACILITIES	OTHER	SOCIO-MEO.	128	
			IX UNIQUE PROBLEMS	OTHER	SOCIO-MEO.	128	
			II FACILITIES	OTHER	SOCIO-MEO.	203	
			IV EVALUATION AND QUALITY	OTHER	SOCIO-MEO.	203	
			VII SOCIAL BEHAVIOR ASPECTS	PROBLEM ANALYSIS	SOCIO-MEO.	3	
			XI RESEARCH METHODOLOGIES	PROBLEM ANALYSIS	SOCIO-MEO.	3	
			III ORGANIZATION AND ADM.	OTHER	SOCIO-MEO.	274	
			VII SOCIAL BEHAVIOR ASPECTS	OTHER	SOCIO-MEO.	274	
			I PERSONNEL	RECOMMENDATION	RES. + OEV.	105	
			III ORGANIZATION AND ADM.	RECOMMENDATION	RES. + OEV.	105	
			II FACILITIES	OTHER	RES. + OEV.	120	
			II FACILITIES	RECOMMENDATION	SOCIO-MEO.	16	
			III ORGANIZATION AND ADM.	RECOMMENDATION	SOCIO-MEO.	16	
			III ORGANIZATION AND ADM.	OTHER	SOCIO-MEO.	262	
			V UTILIZATION OF SERVICES	OTHER	SOCIO-MEO.	262	
			USOA-ROS				
			HARVARD U MED SCHOOL				
			SOUTHWESTERN COOPERATIVE ED LAB				
			TX A+B				
			U OF MO				
			U OF TX				
			U OF WV SCHOOL OF MED				
			AMA				
			AMA-R EMERGENCY MED SERS PLAN				
			FORO F. NY				

Appendix G-3 Research Publications  
 Accepted - By Geographic Location, By Funding Source/Name (Continued)

GEOG LOCATION	TYPE	FUNDING SOURCES	ST	SUBJECT CATEGORIES	OUTCOME TYPE	RESEARCH TYPE	OC AC NO	EV PT
NATIONAL	PRIVATE	FORD F. NY		VII SOCIAL BEHAVIOR ASPECTS	OTHER	SOCIO-MEO.	262	
		MILBANK MEMORIAL F		III ORGANIZATION AND ADM.	PROBLEM ANALYSIS	RES. + OEV.	84	
		MONSANTO F. '40		XI RESEARCH METHODOLOGIES	PROBLEM ANALYSIS	RES. + OEV.	84	
				III ORGANIZATION AND ADM.	OTHER	SOCIO-MEO.	262	
				V UTILIZATION OF SERVICES	OTHER	SOCIO-MEO.	262	
		POPULATION COUNCIL, THE		VII SOCIAL BEHAVIOR ASPECTS	OTHER	SOCIO-MEO.	262	
				II FACILITIES	OTHER	RES. + OEV.	161	
				IV EVALUATION AND QUALITY	OTHER	RES. + OEV.	161	
		ROCKEFELLER F		III ORGANIZATION AND ADM.	OTHER	SOCIO-MEO.	262	
				V UTILIZATION OF SERVICES	OTHER	SOCIO-MEO.	262	
				VII SOCIAL BEHAVIOR ASPECTS	OTHER	SOCIO-MEO.	262	
	OTHER			I PERSONNEL	FACT DESCRIPTION	SOCIO-MEO.	40	
							15	
					OTHER	SOCIO-MEO.	187	
					RECOMMENDATION	SOCIO-MEO.	63	
				II FACILITIES	FACT DESCRIPTION	SOCIO-MEO.	15	
					OTHER	SOCIO-MEO.	160	
					RECOMMENDATION	RES. + OEV.	308	
							240	
				III ORGANIZATION AND ADM.	FACT DESCRIPTION	SOCIO-MEO.	15	
					OTHER	SOCIO-MEO.	149	
					PROBLEM ANALYSIS	SOCIO-MEO.	135	
					RECOMMENDATION	RES. + OEV.	319	
							308	
							240	
				IV EVALUATION AND QUALITY	OTHER	SOCIO-MEO.	149	

Appendix G-3 Research Publications  
 Accepted - By Geographic Location, By Funding Source/Name (Continued)

GEOG LOCATION	FUNDING SOURCES	SUBJECT CATEGORIES	OUTCOM TYPE	RESEARCH TYPE	OOC AC NO PT	EV PT
NATIONAL	OTHER	IV EVALUATION AND QUALITY UTILIZATION OF SERVICES	RECOMMENDATION	SOCIO-MED.	63	
		V ECONOMIC/COST/FINANCING	FACT DESCRIPTION	SOCIO-MED.	15	
		VI SOCIAL BEHAVIOR ASPECTS	RECOMMENDATION	SOCIO-MED.	63	
		IX UNIQUE PROBLEMS	FACT DESCRIPTION	SOCIO-MED.	40	
		X TECHNOLOGY	RECOMMENDATION	RES. + DEV.	240	
		III ORGANIZATION AND ADM.	FACT DESCRIPTION	SOCIO-MED.	319	
		VII SOCIAL BEHAVIOR ASPECTS	FACT DESCRIPTION	SOCIO-MED.	233	
		IX UNIQUE PROBLEMS	FACT DESCRIPTION	SOCIO-MED.	40	
		X TECHNOLOGY	OTHER	SOCIO-MED.	167	
		III ORGANIZATION AND ADM.	PROBLEM ANALYSIS	SOCIO-MED.	135	
		VII SOCIAL BEHAVIOR ASPECTS	OTHER	SOCIO-MED.	160	
		XI RESEARCH METHODOLOGIES	PROBLEM ANALYSIS	RES. + DEV.	144	
REGIONAL	FEDERAL	III ORGANIZATION AND ADM.	FACT DESCRIPTION	RES. + DEV.	296	
	DOI-BIA	VII SOCIAL BEHAVIOR ASPECTS	PROBLEM ANALYSIS	SOCIO-MED.	90	
	DOI-MPR	XI RESEARCH METHODOLOGIES	FACT DESCRIPTION	RES. + DEV.	296	
	DOI-MPR	IV EVALUATION AND QUALITY	PROBLEM ANALYSIS	SOCIO-MED.	90	
	MEM	IX UNIQUE PROBLEMS	FACT DESCRIPTION	SOCIO-MED.	249	
	MEM	I PERSONNEL	FACT DESCRIPTION	SOCIO-MED.	249	
		II FACILITIES	OTHER	RES. + DEV.	242	
		III ORGANIZATION AND ADM.	PROBLEM ANALYSIS	RES. + DEV.	37	
		VII SOCIAL BEHAVIOR ASPECTS	PROBLEM ANALYSIS	RES. + DEV.	37	
		IX UNIQUE PROBLEMS	OTHER	RES. + DEV.	242	
		I PERSONNEL	PROBLEM ANALYSIS	SOCIO-MED.	60	
	MEM-H SEBS + MENTAL H ADMIN	IX UNIQUE PROBLEMS	PROBLEM ANALYSIS	SOCIO-MED.	60	
		I PERSONNEL	FACT DESCRIPTION	SOCIO-MED.	303	

Appendix G-3 Research Publications  
 Accepted - By Geographic Location, By Funding Source/Name (Continued)

✓ GEOG LOCATION	FUNDING SOURCES	SUBJECT CATEGORIES	OUTCOME TYPE	RESEARCH TYPE	DOC AC NO	EV PT
REGIONAL	MEM-H SERS + MENTAL H ADMIN	II FACILITIES	FACT DESCRIPTION	SOCIO-MED.	303	
	MEM-OFCE OF THE SEGY	II FACILITIES	FACT DESCRIPTION	SOCIO-MED.	64	
	MEM-PHS-NIH	III ORGANIZATION AND ADM.	FACT DESCRIPTION	SOCIO-MED.	64	
		II FACILITIES	RECOMMENDATION	RES. + DEV.	294	
		III ORGANIZATION AND ADM.	RECOMMENDATION	RES. + DEV.	294	
		X TECHNOLOGY	RECOMMENDATION	RES. + DEV.	294	
	MEM-PHS-NIH-NIMH	III ORGANIZATION AND ADM.	FACT DESCRIPTION	RES. + DEV.	296	
	TN VALLEY AUTHORITY	XI RESEARCH METHODOLOGIES	FACT DESCRIPTION	RES. + DEV.	296	
		III ORGANIZATION AND ADM.	FACT DESCRIPTION	SOCIO-MED.	103	
			RECOMMENDATION	SOCIO-MED.	1	
		IV EVALUATION AND QUALITY	RECOMMENDATION	SOCIO-MED.	23	
			RECOMMENDATION	SOCIO-MED.	1	
			RECOMMENDATION	SOCIO-MED.	23	
	USDA-AES AT MS	IX UNIQUE PROBLEMS	FACT DESCRIPTION	SOCIO-MED.	103	
	USDA-AES AT OR S U	IV EVALUATION AND QUALITY	PROBLEM ANALYSIS	SOCIO-MED.	77	
		I PERSONNEL	RECOMMENDATION	RES. + DEV.	9	
		II FACILITIES	RECOMMENDATION	RES. + DEV.	9	
		IV EVALUATION AND QUALITY	RECOMMENDATION	RES. + DEV.	9	
		IX UNIQUE PROBLEMS	RECOMMENDATION	RES. + DEV.	9	
	USDA-CSRS	VII SOCIAL BEHAVIOR ASPECTS	FACT DESCRIPTION	SOCIO-MED.	100	
	USDA-ERS	VII SOCIAL BEHAVIOR ASPECTS	PROBLEM ANALYSIS	SOCIO-MED.	227	4
REGIONAL	ARC	I PERSONNEL	PROBLEM ANALYSIS	SOCIO-MED.	270	
		II FACILITIES	OTHER	SOCIO-MED.	194	
		III ORGANIZATION AND ADM.	PROBLEM ANALYSIS	RES. + DEV.	193	
		VII SOCIAL BEHAVIOR ASPECTS	PROBLEM ANALYSIS	SOCIO-MED.	270	
			PROBLEM ANALYSIS	RES. + DEV.	6	
			PROBLEM ANALYSIS	SOCIO-MED.	270	

Appendix G-3 Research Publications  
 Accepted - By Geographic Location, By Funding Source/Name (Continued)

Geographic Location	Funding Source/Name	State	Subject Categories	Outcome Type	Research Type	DOC AC NO PT
REGIONAL	CO-WY REGIONAL MED PROG		I PERSONNEL	PROBLEM ANALYSIS	RES. + DEV.	37
	MOUNTAIN STATES REGIONAL MED PROG		II FACILITIES I PERSONNEL	PROBLEM ANALYSIS FACT DESCRIPTION	RES. + DEV. SOCIO-MED.	37 383
	NORTHLANDS REGIONAL MED PROG		II FACILITIES IV EVALUATION AND QUALITY I PERSONNEL	RECOMMENDATION FACT DESCRIPTION RECOMMENDATION	SOCIO-MED. SOCIO-MED. SOCIO-MED.	50 383 50
	MA-AK REGIONAL MED PROG		VII SOCIAL BEHAVIOR ASPECTS I PERSONNEL	RECOMMENDATION FACT DESCRIPTION	RES. + DEV. RES. + DEV.	235 317
	WESTERN INTERSTATE COMMON FOR HIGHER ED MV REGIONAL MED PROG		III ORGANIZATION AND ADM. VII SOCIAL BEHAVIOR ASPECTS I PERSONNEL	FACT DESCRIPTION RECOMMENDATION OTHER	RES. + DEV. SOCIO-MED. SOCIO-MED.	317 172 297
STATE	OK REGIONAL MED PROG		II FACILITIES II FACILITIES	OTHER PROBLEM ANALYSIS	SOCIO-MED. RES. + DEV.	297 7
EDUCATIONAL	MEHARR MED COL, NASHVILLE, TN		X TECHNOLOGY I PERSONNEL	PROBLEM ANALYSIS OTHER	RES. + DEV. SOCIO-MED.	7 219
	U OF MV		VI ECONOMIC/COST/FINANCING I PERSONNEL	OTHER OTHER	SOCIO-MED. SOCIO-MED.	219 297
PRIVATE	AM CANCER SOCIETY		II FACILITIES IX UNIQUE PROBLEMS XI RESEARCH METHODOLOGIES I PERSONNEL	OTHER PROBLEM ANALYSIS PROBLEM ANALYSIS PROBLEM ANALYSIS	SOCIO-MED. SOCIO-MED. SOCIO-MED. SOCIO-MED.	297 167 167 29
	GUTHRIE F FOR MED RESEARCH		VII SOCIAL BEHAVIOR ASPECTS I PERSONNEL	PROBLEM ANALYSIS PROBLEM ANALYSIS	SOCIO-MED. SOCIO-MED.	29 29
	STUDENT AMERICA MED ASSOC		VII SOCIAL BEHAVIOR ASPECTS I PERSONNEL	PROBLEM ANALYSIS PROBLEM ANALYSIS	SOCIO-MED. SOCIO-MED.	278 278
OTHER			VII SOCIAL BEHAVIOR ASPECTS I PERSONNEL	PROBLEM ANALYSIS OTHER	SOCIO-MED. SOCIO-MED.	278 181

Appendix G-3 Research Publications  
 Accepted - By Geographic Location, By Funding Source/Name (Continued)

GEOG LOCATION	FUNDING SOURCE	SUBJECT CATEGORIES	OUTCOME TYPE	RESEARCH TYPE	DOC AC NO	EV PT
REGIONAL	OTHER	III ORGANIZATION AND ADM.	OTHER	SOCIO-MED.	181	
		IV EVALUATION AND QUALITY	FACT DESCRIPTION	SOCIO-MED.	96	
		V UTILIZATION OF SERVICES	FACT DESCRIPTION	SOCIO-MED.	181	
		VII SOCIAL BEHAVIOR ASPECTS	PROBLEM ANALYSIS	SOCIO-MED.	211	
		XI RESEARCH METHODOLOGIES	FACT DESCRIPTION	SOCIO-MED.	96	
					181	
					211	
STATE	FEDERAL	I PERSONNEL	PROBLEM ANALYSIS	SOCIO-MED.	201	12
	00L-NPR ADMIN	II FACILITIES	PROBLEM ANALYSIS	SOCIO-MED.	201	12
	00T	II FACILITIES	RECOMMENDATION	SOCIO-MED.	257	
		IV EVALUATION AND QUALITY	RECOMMENDATION	RES. + DEV.	85	
	00T-NMSTA	II FACILITIES	RECOMMENDATION	RES. + DEV.	85	
		III ORGANIZATION AND ADM.	RECOMMENDATION	RES. + DEV.	11	
		IV EVALUATION AND QUALITY	RECOMMENDATION	RES. + DEV.	11	
		VI ECONOMIC/COST/FINANCING	RECOMMENDATION	RES. + DEV.	11	
	MEM	I PERSONNEL	OTHER	RES. + DEV.	243	
		II FACILITIES	PROBLEM ANALYSIS	SOCIO-MED.	268	
		III ORGANIZATION AND ADM.	PROBLEM ANALYSIS	SOCIO-MED.	268	
			OTHER	RES. + DEV.	243	
			PROBLEM ANALYSIS	SOCIO-MED.	27	
			PROBLEM ANALYSIS	SOCIO-MED.	253	
					268	
					165	
		IV EVALUATION AND QUALITY	RECOMMENDATION	SOCIO-MED.	48	14
			OTHER	RES. + DEV.	27	

Appendix G-3 Research Publications  
Accepted - By Geographic Location, By Funding Source/Name (Continued)

GEOG LOCATION	FEDERAL TYPE	FUNDING SOURCE NAME	ST	SUBJECT CATEGORIES	OUTCOME TYPE	RESEARCH TYPE	OCCTV AC NO PT
STATC	FEDERAL	MEM		V UTILIZATION OF SERVICES	RECOMMENDATION	SOCIO-MED.	48 14
				VI ECONOMIC/COST/FINANCING	RECOMMENDATION	SOCIO-MED.	48 14
				VII SOCIAL BEHAVIOR ASPECTS	PROBLEM ANALYSIS	SOCIO-MED.	253
				VIII PHARMACY REL. RESEARCH	RECOMMENDATION	RES. + DEV.	169
				X TECHNOLOGY	RECOMMENDATION	SOCIO-MED.	48 14
		MEM-H SERS + MENTAL H ADMIN		I PERSONNEL	RECOMMENDATION	SOCIO-MED.	48 14
		MEM-PHS		VII SOCIAL BEHAVIOR ASPECTS	RECOMMENDATION	SOCIO-MED.	298
				I PERSONNEL	FACT DESCRIPTION	SOCIO-MED.	58
				II FACILITIES	RECOMMENDATION	SOCIO-MED.	132 5
				IV EVALUATION AND QUALITY	OTHER	SOCIO-MED.	116
				V UTILIZATION OF SERVICES	PROBLEM ANALYSIS	SOCIO-MED.	138
				VII SOCIAL BEHAVIOR ASPECTS	RECOMMENDATION	SOCIO-MED.	257
				IX UNIQUE PROBLEMS	FACT DESCRIPTION	SOCIO-MED.	58
				XI RESEARCH METHODOLOGIES	OTHER	SOCIO-MED.	188
					PROBLEM ANALYSIS	SOCIO-MED.	205
					OTHER	SOCIO-MED.	179
					PROBLEM ANALYSIS	SOCIO-MED.	116
					OTHER	SOCIO-MED.	239
					PROBLEM ANALYSIS	SOCIO-MED.	19
					OTHER	SOCIO-MED.	116
					PROBLEM ANALYSIS	SOCIO-MED.	188
					OTHER	SOCIO-MED.	205
					PROBLEM ANALYSIS	SOCIO-MED.	179
					OTHER	SOCIO-MED.	138

Appendix G-3 Research Publications  
Accepted - By Geographic Location, By Funding Source/Name (Continued)

GEOG LOCATION STATE	FUNDING SOURCE NAME	ST	SUBJECT CATEGORIES	OUTCOME TYPE	RESEARCH TYPE	DOC AC MP PT
	MEM-PHS-HRA-BU OF H SERS RES		II FACILITIES	RECOMMENDATION	RES. + DEV.	72 17
	MEM-PHS-NIH		III ORGANIZATION AND ADM.	RECOMMENDATION	RES. + DEV.	72 17
			II FACILITIES	RECOMMENDATION	RES. + DEV.	11
			III ORGANIZATION AND ADM.	RECOMMENDATION	RES. + DEV.	11
			IV EVALUATION AND QUALITY	RECOMMENDATION	RES. + DEV.	11
			VI ECONOMIC/COST/FINANCING	RECOMMENDATION	RES. + DEV.	11
	MEM-PHS-NIN-NCHSRD		I PERSONNEL	RECOMMENDATION	RES. + DEV.	155 8
			VII SOCIAL BEHAVIOR ASPECTS	RECOMMENDATION	RES. + DEV.	155 8
	MEM-SRS		IV EVALUATION AND QUALITY	RECOMMENDATION	RES. + DEV.	59 10
			IX UNIQUE PROBLEMS	RECOMMENDATION	RES. + DEV.	59 13
			X TECHNOLOGY	RECOMMENDATION	RES. + DEV.	59 10
	MEM-SRS-REHAB SERS ADMIN		IV EVALUATION AND QUALITY	PROBLEM ANALYSIS	RES. + DEV.	97 3
			VII SOCIAL BEHAVIOR ASPECTS	PROBLEM ANALYSIS	RES. + DEV.	97 3
	HUO		III ORGANIZATION AND ADM.	RECOMMENDATION	SOCIO-MED.	251 2
			IV EVALUATION AND QUALITY	RECOMMENDATION	SOCIO-MED.	251 2
			V UTILIZATION OF SERVICES	FACT DESCRIPTION	SOCIO-MED.	156
			IX UNIQUE PROBLEMS	FACT DESCRIPTION	SOCIO-MED.	156
	OEO		III ORGANIZATION AND ADM.	PROBLEM ANALYSIS	RES. + DEV.	169
			VII SOCIAL BEHAVIOR ASPECTS	PROBLEM ANALYSIS	RES. + DEV.	169
	USA-AES AT UT S U		I PERSONNEL	PROBLEM ANALYSIS	SOCIO-MED.	238
			IV EVALUATION AND QUALITY	PROBLEM ANALYSIS	SOCIO-MED.	238
			XI RESEARCH METHODOLOGIES	PROBLEM ANALYSIS	SOCIO-MED.	238
	USA-AES AT WA S U		I PERSONNEL	PROBLEM ANALYSIS	RES. + DEV.	212 13
			III ORGANIZATION AND ADM.	PROBLEM ANALYSIS	RES. + DEV.	212 13
			VI ECONOMIC/COST/FINANCING	PROBLEM ANALYSIS	RES. + DEV.	212 13
			VII SOCIAL BEHAVIOR ASPECTS	PROBLEM ANALYSIS	RES. + DEV.	212 13



Appendix G-3 Research Publications  
 Accepted - By Geographic Location, By Funding Source/Name (Continued)

GEOG LOCATION	FUNDING SOURCES	ST	SUBJECT CATEGORIES	OUTCOME TYPE	RESEARCH TYPE	OCCASION AC NO PT
FEDERAL	USDA-AES AT MA S U		IX UNIQUE PROBLEMS	PROBLEM ANALYSIS	RES. + DEV.	212 13
	USDA-ERS-ECONOMIC DEV DIV		VII SOCIAL BEHAVIOR ASPECTS	FACT DESCRIPTION	RES. + DEV.	313
	USDA-ES		IX UNIQUE PROBLEMS	FACT DESCRIPTION	RES. + DEV.	313
			II FACILITIES	PROBLEM ANALYSIS	RES. + DEV.	14
	USDA-ES U OF VT		VII SOCIAL BEHAVIOR ASPECTS	PROBLEM ANALYSIS	RES. + DEV.	14
			III ORGANIZATION AND ADM.	OTHER	RES. + DEV.	27
			IV EVALUATION AND QUALITY	OTHER	RES. + DEV.	27
STATE	AK		I PERSONNEL	PROBLEM ANALYSIS	SOCIO-MED.	268
			II FACILITIES	PROBLEM ANALYSIS	SOCIO-MED.	268
			III ORGANIZATION AND ADM.	PROBLEM ANALYSIS	SOCIO-MED.	268
	CO DEPT OF H		V UTILIZATION OF SERVICES	FACT DESCRIPTION	SOCIO-MED.	36
	CO-S BOARD FOR COMMUNITY AOLS+OCCUP+EO		IX UNIQUE PROBLEMS	FACT DESCRIPTION	SOCIO-MED.	36
			I PERSONNEL	PROBLEM ANALYSIS	SOCIO-MED.	35 9
	HI DEPT OF H		II FACILITIES	RECOMMENDATION	SOCIO-MED.	147 6
			V UTILIZATION OF SERVICES	RECOMMENDATION	SOCIO-MED.	147 6
	IA REGIONAL MEC PROG		I PERSONNEL	FACT DESCRIPTION	SOCIO-MED.	133
	IL		II FACILITIES	RECOMMENDATION	RES. + DEV.	11
			III ORGANIZATION AND ADM.	RECOMMENDATION	RES. + DEV.	11
			IV EVALUATION AND QUALITY	RECOMMENDATION	RES. + DEV.	11
			VI ECONOMIC/COST/FINANCING	RECOMMENDATION	RES. + DEV.	11
	IL BOARD OF HIGHER EO		I PERSONNEL	PROBLEM ANALYSIS	SOCIO-MED.	12 12
			XI RESEARCH METHODOLOGIES	PROBLEM ANALYSIS	SOCIO-MED.	1 12
	IN DEPT OF P INSTRUCTION		II FACILITIES	OTHER	SOCIO-MED.	158
			IV EVALUATION AND QUALITY	OTHER	SOCIO-MED.	158
	LA REGIONAL MED PROG		II FACILITIES	PROBLEM ANALYSIS	SOCIO-MED.	138
			XI RESEARCH METHODOLOGIES	PROBLEM ANALYSIS	SOCIO-MED.	138

Appendix G-3 Research Publications  
Accepted - By Geographic Location, By Funding Source/Name (Continued)

GEOG. LOCATION	FUNDING SOURCES	SUBJECT CATEGORIES	OUTCOME TYPE	RESEARCH TYPE	ACC NO	EV PT
STATE	NAME	ST				
MD	MD	II FACILITIES	RECOMMENDATION	RES. + DEV.	85	
		IV EVALUATION AND QUALITY	RECOMMENDATION	RES. + DEV.	85	
MD	MD COMPREHENSIVE H PLNG GROUP	I PERSONNEL	RECOMMENDATION	SOCIO-MED.	139 16	
		II FACILITIES	RECOMMENDATION	SOCIO-MED.	139 16	
		III ORGANIZATION AND ADM.	RECOMMENDATION	SOCIO-MED.	139 19	
ME	ME DEPT OF MENTAL H + CORRECTION	II FACILITIES	OTHER	SOCIO-MED.	44	
		III ORGANIZATION AND ADM.	OTHER	SOCIO-MED.	44	
		XI RESEARCH METHODOLOGIES	OTHER	SOCIO-MED.	44	
ME	ME REGIONAL MEO PROG-RES+EVLTN SER	II FACILITIES	RECOMMENDATION	SOCIO-MED.	300 7	
		IV EVALUATION AND QUALITY	RECOMMENDATION	SOCIO-MED.	300 7	
MN	MN	I PERSONNEL	FACT DESCRIPTION	SOCIO-MED.	270	
		III ORGANIZATION AND ADM.	FACT DESCRIPTION	SOCIO-MED.	270	
NC	NC BOARD OF H	IX UNIQUE PROBLEMS	PROBLEM ANALYSIS	SOCIO-MED.	92	
		XI RESEARCH METHODOLOGIES	PROBLEM ANALYSIS	SOCIO-MED.	92	
NC	NC DEPT OF ADMIN	I PERSONNEL	OTHER	SOCIO-MED.	171	
		II FACILITIES	OTHER	SOCIO-MED.	171	
NC	NC DEPT OF P INSTRUCTION	II FACILITIES	OTHER	SOCIO-MED.	262	
		IX UNIQUE PROBLEMS	OTHER	SOCIO-MED.	283	
			OTHER	SOCIO-MED.	262	
NY	NY DEPT OF ED	I PERSONNEL	RECOMMENDATION	SOCIO-MED.	200 6	
		V UTILIZATION OF SERVICES	RECOMMENDATION	SOCIO-MED.	200 6	
OH	OH DEPT OF H	I PERSONNEL	OTHER	SOCIO-MED.	51	
OR	OR S COMPREHENSIVE H PLAN	III ORGANIZATION AND ADM.	RECOMMENDATION	SOCIO-MED.	48 14	
		V UTILIZATION OF SERVICES	RECOMMENDATION	SOCIO-MED.	48 14	
		VI ECONOMIC/COST/FINANCING	RECOMMENDATION	SOCIO-MED.	48 14	

Appendix G-3 Research Publications  
 Accepted - By Geographic Location, By Funding Source/Name (Continued)

GEOG LOCATION	FUNDING SOURCES	SUBJECT CATEGORIES	OUTCOME TYPE	RESEARCH TYPE	DOC AC NO	EV PT
STATE	NAME	ST	TYPE			
STATE	OR S COMPREHENSIVE H PLAN	VIII PHARMACY RELA. RESEARCH	RECOMMENDATION	SOCIO-MED.	48	14
	PA	X TECHNOLOGY	RECOMMENDATION	SOCIO-MED.	46	14
	PA DEPT OF COMMUNITY AFFAIRS	III ORGANIZATION AND ADM.	RECOMMENDATION	RES. + DEV.	45	
	PA DEPT OF ED	IV EVALUATION AND QUALITY	RECOMMENDATION	RES. + DEV.	45	
	PA DEPT OF H	II FACILITIES	OTHER	SOCIO-MED.	209	
	VI DEPT. OF P H + COMMUNITY MED	IV EVALUATION AND QUALITY	OTHER	SOCIO-MED.	209	
	MA DEPT OF SOCIAL + H SER	I PERSONNEL	RECOMMENDATION	SOCIO-MED.	293	13
	MA GOVERNERS TASK FORCE ON AFFAIRS	II FACILITIES	OTHER	SOCIO-MED.	116	
	IA S U	VII SOCIAL BEHAVIOR ASPECTS	OTHER	SOCIO-MED.	116	
	MI S U COOPERATIVES	IX UNIQUE PROBLEMS	OTHER	SOCIO-MED.	116	
	OH S U	I PERSONNEL	OTHER	SOCIO-MED.	154	
		II FACILITIES	OTHER	SOCIO-MED.	154	
		I PERSONNEL	FACT DESCRIPTION	SOCIO-MED.	60	
		I PERSONNEL	FACT DESCRIPTION	SOCIO-MED.	246	
					209	
					210	
					112	
					109	
					79	
		IV EVALUATION AND QUALITY	RECOMMENDATION	SOCIO-MED.	250	1
		IX UNIQUE PROBLEMS	RECOMMENDATION	SOCIO-MED.	250	1
		IV EVALUATION AND QUALITY	OTHER	SOCIO-MED.	234	
		VI ECONOMIC/COST/FINANCING	OTHER	SOCIO-MED.	234	
		I PERSONNEL	PROBLEM ANALYSIS	SOCIO-MED.	61	
		II FACILITIES	PROBLEM ANALYSIS	SOCIO-MED.	61	
		I PERSONNEL	PROBLEM ANALYSIS	RES. + DEV.	55	

Appendix G-3 Research Publications  
Accepted - By Geographic Location, By Funding Source/Name (Continued)

STATE	LOCATION TYPE	FUNDING SOURCES NAME	ST	SUBJECT CATEGORIES	OUTCOME TYPE	RESEARCH TYPE	DOC EV AC MD PT
	EDUCATIONAL	OH S U		I: FACILITIES	PROBLEM ANALYSIS	RES. + DEV.	55
				IX UNIQUE PROBLEMS	FACT DESCRIPTION	SOCIO-MED.	74
				XI RESEARCH METHODOLOGIES	FACT DESCRIPTION	SOCIO-MED.	74
		OH S U ES		I PERSONNEL	PROBLEM ANALYSIS	SOCIO-MED.	78
				II FACILITIES	PROBLEM ANALYSIS	SOCIO-MED.	78
				XI RESEARCH METHODOLOGIES	PROBLEM ANALYSIS	SOCIO-MED.	78
		U OF IA		I PERSONNEL	FACT DESCRIPTION	SOCIO-MED.	133
					RECOMMENDATION	RES. + DEV.	214 8
				II FACILITIES	RECOMMENDATION	RES. + DEV.	214 0
		U OF MN MED SCHOOL		I PERSONNEL	FACT DESCRIPTION	SOCIO-MED.	278
				III ORGANIZATION AND ADM.	FACT DESCRIPTION	SOCIO-MED.	278
		U OF		I PERSONNEL	OTHER	SOCIO-MED.	154
				II FACILITIES	OTHER	SOCIO-MED.	154
		WV U SCHOOL OF MED		III ORGANIZATION AND ADM.	PROBLEM ANALYSIS	SOCIO-MED.	253
				VII SOCIAL BEHAVIOR ASPECTS	PROBLEM ANALYSIS	SOCIO-MED.	253
	PRIVATE	ALBANY, N.Y.		III ORGANIZATION AND ADM.	PROBLEM ANALYSIS	SOCIO-MED.	263
				XI RESEARCH METHODOLOGIES	PROBLEM ANALYSIS	SOCIO-MED.	263
		EMPIRE S MED, SCIENTIFIC + EO F, NY		III ORGANIZATION AND ADM.	PROBLEM ANALYSIS	SOCIO-MED.	263
		FORO F		III ORGANIZATION AND ADM.	PROBLEM ANALYSIS	SOCIO-MED.	263
		IL AGRIC ASSOC		XI RESEARCH METHODOLOGIES	PROBLEM ANALYSIS	SOCIO-MED.	263
				III ORGANIZATION AND ADM.	PROBLEM ANALYSIS	RES. + DEV.	169
				VII SOCIAL BEHAVIOR ASPECTS	PROBLEM ANALYSIS	RES. + DEV.	169
				IV EVALUATION AND QUALITY	PROBLEM ANALYSIS	SOCIO-MED.	93
		KELLOG F, W K		III ORGANIZATION AND ADM.	PROBLEM ANALYSIS	SOCIO-MED.	38 5
		MILBANK MEMORIAL F		VI ECONOMIC/COSTA/FINANCING	PROBLEM ANALYSIS	SOCIO-MED.	38 5
		RAND CORPORATION, THE		VII SOCIAL BEHAVIOR ASPECTS	PROBLEM ANALYSIS	SOCIO-MED.	239
				I PERSONNEL	RECOMMENDATION	SOCIO-MED.	298 11

Appendix G-3 Research Publications  
 Accepted - By Geographic Location, By Funding Source/Name (Continued)

GEOG LOCATION	STATE	FUNDING SOURCE	ST	SUBJECT CATEGORIES	OUTCOME TYPE	RESEARCH TYPE	DOC AC NO	EV PT
	PRIVATE	ROCKEFELLER F		III ORGANIZATION AND ADM.	PROBLEM ANALYSIS	RES. + DEV.	169	
		SEARS ROEBUCK F		VII SOCIAL BEHAVIOR ASPECTS	PROBLEM ANALYSIS	RES. + DEV.	169	
		WV LEAGUE FOR NURSING		VII SOCIAL BEHAVIOR ASPECTS	PROBLEM ANALYSIS	SOCIO-MED.	239	
		WV NURSES ASSOCIATION		I PERSONNEL	RECOMMENDATION	SOCIO-MED.	199	6
				II FACILITIES	RECOMMENDATION	SOCIO-MED.	199	6
				I PERSONNEL	RECOMMENDATION	SOCIO-MED.	199	6
	OTHER			II FACILITIES	RECOMMENDATION	SOCIO-MED.	199	6
				I PERSONNEL	FACT DESCRIPTION	SOCIO-MED.	302	
					PROBLEM ANALYSIS	SOCIO-MED.	87	
							223	
					RECOMMENDATION	SOCIO-MED.	136	
							288	
					RECOMMENDATION	SOCIO-MED.	268	
							41	
						RES. + DEV.	221	
				II FACILITIES	FACT DESCRIPTION	SOCIO-MED.	185	
					PROBLEM ANALYSIS	SOCIO-MED.	223	
					RECOMMENDATION	SOCIO-MED.	136	
					RECOMMENDATION	SOCIO-MED.	41	
				III ORGANIZATION AND ADM.	FACT DESCRIPTION	SOCIO-MED.	185	
					PROBLEM ANALYSIS	SOCIO-MED.	279	
					RECOMMENDATION	SOCIO-MED.	41	
						RES. + DEV.	164	
				IV EVALUATION AND QUALITY	FACT DESCRIPTION	SOCIO-MED.	382	
					PROBLEM ANALYSIS	SOCIO-MED.	284	
					RECOMMENDATION	SOCIO-MED.	41	

Appendix G-3 Research Publications  
 Accepted - By Geographic Location, By Funding Source/Name (Continued)

GEOG LOCATION	FUNDING SOURCES	SUBJECT CATEGORIES	OUTCOME TYPE	RESEARCH TYPE	DOC AC NO	EV PT
STATE	OTHER	IV EVALUATION AND QUALITY	RECOMMENDATION	SOCIO-MED.	268	
				RES. + DEV.	221	
		V UTILIZATION OF SERVICES	PROBLEM ANALYSIS	SOCIO-MED.	163	
			RECOMMENDATION	SOCIO-MED.	200	
		VI ECONOMIC/COST/FINANCING	RECOMMENDATION	RES. + DEV.	163	
		VII SOCIAL BEHAVIOR ASPECTS	PROBLEM ANALYSIS	SOCIO-MED.	279	
		IX UNIQUE PROBLEMS	PROBLEM ANALYSIS	SOCIO-MED.	223	
LOCAL	FEDERAL	XI RESEARCH METHODOLOGIES	PROBLEM ANALYSIS	SOCIO-MED.	204	
	00L-MPR ADMIN	VII SOCIAL BEHAVIOR ASPECTS	RECOMMENDATION	SOCIO-MED.	118	9
		IX UNIQUE PROBLEMS	RECOMMENDATION	SOCIO-MED.	118	9
	DOT-FEDERAL HIGHWAY ADMIN	II FACILITIES	RECOMMENDATION	RES. + DEV.	145	6
		IV EVALUATION AND QUALITY	RECOMMENDATION	RES. + DEV.	145	6
	DOT-FEDERAL RAILROAD ADMIN	IV EVALUATION AND QUALITY	PROBLEM ANALYSIS	RES. + DEV.	104	6
		X TECHNOLOGY	PROBLEM ANALYSIS	RES. + DEV.	104	6
	DOT-NHTSA	II FACILITIES	RECOMMENDATION	RES. + DEV.	53	
					52	15
		IV EVALUATION AND QUALITY	RECOMMENDATION	RES. + DEV.	53	
					52	15
	HEM	I PERSONNEL	OTHER	SOCIO-MED.	115	
		II FACILITIES	FACT DESCRIPTION	SOCIO-MED.	275	
					143	
				RES. + DEV.	153	
					71	
					34	
			OTHER	SOCIO-MED.	115	

Appendix G-3 Research Publications  
 Accepted - By Geographic Location, By Funding Source/Name (Continued)

GEOG LOCATION	FUNDING SOURCE	ST	SUBJECT CATEGORIES	OUTCOME TYPE	RESEARCH TYPE	DOC AC NO.	CV PT
LOCAL	FEDERAL		II FACILITIES	PROBLEM ANALYSIS	RES. + DEV.	184	
	FEDERAL		III ORGANIZATION AND ADM.	FACT DESCRIPTION	SOCIO-MED.	275	78
	FEDERAL		IV EVALUATION AND QUALITY	PROBLEM ANALYSIS	RES. + DEV.	143	34
	FEDERAL			FACT DESCRIPTION	RES. + DEV.	184	71
	FEDERAL			PROBLEM ANALYSIS	SOCIO-MED.	238	162
	FEDERAL				RES. + DEV.	78	
	FEDERAL		V UTILIZATION OF SERVICES	FACT DESCRIPTION	SOCIO-MED.	275	
	FEDERAL		VI ECONOMIC/COST/FINANCING	PROBLEM ANALYSIS	RES. + DEV.	184	
	FEDERAL		VII SOCIAL BEHAVIOR ASPECTS	FACT DESCRIPTION	SOCIO-MED.	275	
	FEDERAL			PROBLEM ANALYSIS	SOCIO-MED.	119	
	FEDERAL		IX UNIQUE PROBLEMS	FACT DESCRIPTION	RES. + DEV.	153	
	FEDERAL		XI RESEARCH METHODOLOGIES	PROBLEM ANALYSIS	SOCIO-MED.	238	
	FEDERAL		I PERSONNEL	FACT DESCRIPTION	SOCIO-MED.	162	
	FEDERAL					31	5
	FEDERAL					285	
	FEDERAL					321	
	FEDERAL			PROBLEM ANALYSIS	RES. + DEV.	266	
	FEDERAL		II FACILITIES	FACT DESCRIPTION	SOCIO-MED.	146	
	FEDERAL					182	
	FEDERAL					31	
	FEDERAL					5	



Appendix G-3 Research Publications  
 Accepted - By Geographic Location, By Funding Source/Name (Continued)

GEOG LOCATION	FUNDING SOURCE	SUBJECT CATEGORIES	OUTCOME TYPE	RESEARCH TYPE	DOC AC NO PT
LOCAL	FEDERAL	II FACILITIES	FACT DESCRIPTION	SOCIO-MED.	288
	MEM-H SERS + MENTAL H ADMIN		PROBLEM ANALYSIS	RES. + DEV.	321
			RECOMMENDATION	RES. + DEV.	266
		III ORGANIZATION AND ADM.	FACT DESCRIPTION	SOCIO-MED.	321
			OTHER	RES. + DEV.	248
			PROBLEM ANALYSIS	RES. + DEV.	66
			RECOMMENDATION	RES. + DEV.	173
		IV EVALUATION AND QUALITY	RECOMMENDATION	RES. + DEV.	173
		V UTILIZATION OF SERVICES	FACT DESCRIPTION	SOCIO-MED.	146
		VII SOCIAL BEHAVIOR ASPECTS	PROBLEM ANALYSIS	SOCIO-MED.	226
		VIII PHARMACY RELA. RESEARCH	FACT DESCRIPTION	SOCIO-MED.	31
					5
		IX UNIQUE PROBLEMS	FACT DESCRIPTION	SOCIO-MED.	146
	MEM-OE-OIV OF COMPENSATORY ED	IV EVALUATION AND QUALITY	RECOMMENDATION	RES. + DEV.	316 -2
		IX UNIQUE PROBLEMS	RECOMMENDATION	RES. + DEV.	316 -2
	MEM-OFGE OF ED	IV EVALUATION AND QUALITY	FACT DESCRIPTION	SOCIO-MED.	117
		VII SOCIAL BEHAVIOR ASPECTS	FACT DESCRIPTION	SOCIO-MED.	117
	MEM-PHS	I PERSONNEL	FACT OF RECEPTION	SOCIO-MED.	99
			PROBLEM ANALYSIS	RES. + DEV.	122
		II FACILITIES	FACT DESCRIPTION	RES. + DEV.	73
			PROBLEM ANALYSIS	SOCIO-MED.	225
		III ORGANIZATION AND ADM.	FACT DESCRIPTION	RES. + DEV.	73
			PROBLEM ANALYSIS	RES. + DEV.	305
			RECOMMENDATION	RES. + DEV.	189
		IV EVALUATION AND QUALITY	PROBLEM ANALYSIS	RES. + DEV.	200



Appendix G-3 Research Publications  
 Accepted - By Geographic Location, By Funding Source/Name (Continued)

GEOG LOCATION	FUNDING SOURCE	SUBJECT CATEGORIES	OUTCOME TYPE	RESEARCH TYPE	OCS BY AC NO	BY PY	
LOCAL	FEDERAL	MEM-PHS	ST	V UTILIZATION OF SERVICES	PROBLEM ANALYSIS	SOCIO-MED.	99
					PROBLEM ANALYSIS <td>SOCIO-MED. <td>244</td> </td>	SOCIO-MED. <td>244</td>	244
					VI ECONOMIC/COST/FINANCING <td>SOCIO-MED. <td>137</td> </td>	SOCIO-MED. <td>137</td>	137
					VII SOCIAL BEHAVIOR ASPECTS <td>SOCIO-MED. <td>206</td> </td>	SOCIO-MED. <td>206</td>	206
					FACT DESCRIPTION <td>SOCIO-MED. <td>21</td> </td>	SOCIO-MED. <td>21</td>	21
					FACT DESCRIPTION <td>SOCIO-MED. <td>129</td> </td>	SOCIO-MED. <td>129</td>	129
					PROBLEM ANALYSIS <td>SOCIO-MED. <td>137</td> </td>	SOCIO-MED. <td>137</td>	137
					RECOMMENDATION <td>RES. + DEV. <td>122</td> </td>	RES. + DEV. <td>122</td>	122
					FACT DESCRIPTION <td>RES. + DEV. <td>189</td> </td>	RES. + DEV. <td>189</td>	189
					IX UNIQUE PROBLEMS <td>SOCIO-MED. <td>206</td> </td>	SOCIO-MED. <td>206</td>	206
					PROBLEM ANALYSIS <td>RES. + DEV. <td>21</td> </td>	RES. + DEV. <td>21</td>	21
					RECOMMENDATION <td>RES. + DEV. <td>305</td> </td>	RES. + DEV. <td>305</td>	305
					X TECHNOLOGY <td>RES. + DEV. <td>17</td> </td>	RES. + DEV. <td>17</td>	17
					XI RESEARCH METHODOLOGIES <td>SOCIO-MED. <td>137</td> </td>	SOCIO-MED. <td>137</td>	137
					PROBLEM ANALYSIS <td></td> <td>244</td>		244
							225
							129
					PROBLEM ANALYSIS <td>RES. + DEV. <td>142</td> </td>	RES. + DEV. <td>142</td>	142
					PROBLEM ANALYSIS <td>SOCIO-MED. <td>197</td> </td>	SOCIO-MED. <td>197</td>	197
					PROBLEM ANALYSIS AND ADM. <td>SOCIO-MED. <td>197</td> </td>	SOCIO-MED. <td>197</td>	197
					V UTILIZATION OF SERVICES <td>SOCIO-MED. <td>67 13</td> </td>	SOCIO-MED. <td>67 13</td>	67 13
					VII SOCIAL BEHAVIOR ASPECTS <td>SOCIO-MED. <td>33 7</td> </td>	SOCIO-MED. <td>33 7</td>	33 7
					IX UNIQUE PROBLEMS <td>SOCIO-MED. <td>67 13</td> </td>	SOCIO-MED. <td>67 13</td>	67 13
					PROBLEM ANALYSIS <td>SOCIO-MED. <td>67 13</td> </td>	SOCIO-MED. <td>67 13</td>	67 13
					I PERSONNEL <td>SOCIO-MED. <td>33 7</td> </td>	SOCIO-MED. <td>33 7</td>	33 7
					PROBLEM ANALYSIS <td>SOCIO-MED. <td>222</td> </td>	SOCIO-MED. <td>222</td>	222

Appendix G-3 Research Publications  
 Accepted - By Geographic Location, By Funding Source/Name (Continued)

GEOG LOCATION	FUNDING SOURCES	ST	SUBJECT CATEGORIES	OUTCOME TYPE	RESEARC TYPE	DOC AC. NO.	EV PT.
LOCAL	FEDERAL		II FACILITIES	RECOMMENDATION	RES. + DEV.	248	11
	MEM-PHS-NIH-NCHSRO		III ORGANIZATION AND ADM.	FACT DESCRIPTION	RES. + DEV.	315	
			IV EVALUATION AND QUALITY	RECOMMENDATION	RES. + DEV.	248	11
			VII SOCIAL BEHAVIOR ASPECTS	FACT DESCRIPTION	RES. + DEV.	315	
	MEM-PHS-NIH-NIMH		II FACILITIES	PROBLEM ANALYSIS	SOCIO-MED.	222	
				FACT DESCRIPTION	SOCIO-MED.	65	
			IV EVALUATION AND QUALITY	FACT DESCRIPTION	RES. + DEV.	177	
			V UTILIZATION OF SERVICES	FACT DESCRIPTION	SOCIO-MED.	65	
			VII SOCIAL BEHAVIOR ASPECTS	FACT DESCRIPTION	SOCIO-MED.	65	
			XI RESEARCH METHODOLOGIES	FACT DESCRIPTION	SOCIO-MED.	265	
	MEM-SOC + REHAB SER		II FACILITIES	RECOMMENDATION	RES. + DEV.	190	5
			III ORGANIZATION AND ADM.	FACT DESCRIPTION	RES. + DEV.	170	
			VII SOCIAL BEHAVIOR ASPECTS	PROBLEM ANALYSIS	RES. + DEV.	237	1
				FACT DESCRIPTION	RES. + DEV.	170	
			VI ECONOMIC/COST/FINANCING	PROBLEM ANALYSIS	RES. + DEV.	237	1
	HUO		IX UNIQUE PROBLEMS	RECOMMENDATION	SOCIO-MED.	170	4
			III ORGANIZATION AND ADM.	RECOMMENDATION	SOCIO-MED.	170	4
	NOT OTHERWISE INDICATED		IX UNIQUE PROBLEMS	PROBLEM ANALYSIS	RES. + DEV.	174	
	OEO		II FACILITIES	FACT DESCRIPTION	RES. + DEV.	261	
						195	
						254	
						288	
				PROBLEM ANALYSIS	RES. + DEV.	103	



Appendix G-3 Research Publications  
Accepted - By Geographic Location, By Funding Source/Name (Continued)

LOCAL	GEOG LOCATION	FEDERAL	FUNDING SOURCES	ST	SUBJECT CATEGORIES	OUTCOME TYPE	RESEARCH TYPE	DOC AC NO	EV PT
		FEDERAL	OEO		II FACILITIES	RECOMMENDATION	RES. + DEV.	264	
					III ORGANIZATION AND ADM.	FACT DESCRIPTION	SOCIO-MED.	76	
							RES. + DEV.	256	
								195	
								254	
								255	
						PROBLEM ANALYSIS	SOCIO-MED.	69	
							RES. + DEV.	200	
								103	
						RECOMMENDATION	RES. + DEV.	264	
					IV EVALUATION AND QUALITY	FACT DESCRIPTION	RES. + DEV.	255	
								254	
								261	
								256	
					V UTILIZATION OF SERVICES	FACT DESCRIPTION	RES. + DEV.	261	
					VII SOCIAL BEHAVIOR ASPECTS	FACT DESCRIPTION	SOCIO-MED.	76	
							RES. + DEV.	261	
						PROBLEM ANALYSIS	SOCIO-MED.	129	
								247	
								69	
					II RESEARCH METHODOLOGIES	PROBLEM ANALYSIS	SOCIO-MED.	129	
							RES. + DEV.	200	
			USDA-ARS ST 412		II FACILITIES	PROBLEM ANALYSIS	SOCIO-MED.	124 11	
					III ORGANIZATION AND ADM.	PROBLEM ANALYSIS	SOCIO-MED.	124 11	
					IV EVALUATION AND QUALITY	PROBLEM ANALYSIS	SOCIO-MED.	124 11	
					VI ECONOMIC/COST/FINANCING	PROBLEM ANALYSIS	SOCIO-MED.	124 11	

Appendix G-3 Research Publications  
Accepted - By Geographic Location, By Funding Source/Name (Continued)

GEOG LOCATION	FUNDING SOURCE NAME	ST	SUBJECT CATEGORIES	OUTCOME TYPE	RESEARCH TYPE	ACC NO	EV PT
LOCAL	USDA-AES AT MT S U		IX UNIQUE PROBLEMS	PROBLEM ANALYSIS	SOCIO-MED.	124	11
	USDA-AES AT MT S U		VII SOCIAL BEHAVIOR ASPECTS	PROBLEM ANALYSIS	SOCIO-MED.	33	7
	USDA-CRS		IX UNIQUE PROBLEMS	PROBLEM ANALYSIS	SOCIO-MED.	33	7
			VI ECONOMIC/COST/FINANCING	FACT DESCRIPTION	SOCIO-MED.	273	
			VII SOCIAL BEHAVIOR ASPECTS	FACT DESCRIPTION	SOCIO-MED.	25	
						26	
			IX UNIQUE PROBLEMS	FACT DESCRIPTION	SOCIO-MED.	273	
						29	
			XI RESEARCH METHODOLOGIES	FACT DESCRIPTION	SOCIO-MED.	26	
						25	
	USDA-ERS		II FACILITIES	FACT DESCRIPTION	RES. + DEV.	26	
			IV EVALUATION AND QUALITY	FACT DESCRIPTION	RES. + DEV.	88	
			AI RESEARCH METHODOLOGIES	FACT DESCRIPTION	RES. + DEV.	88	
	USDA-ERS-FAMA		IV EVALUATION AND QUALITY	FACT DESCRIPTION	SOCIO-MED.	81	
			IX UNIQUE PROBLEMS	FACT DESCRIPTION	SOCIO-MED.	81	
REGIONAL	ARC		I PERSONNEL	FACT DESCRIPTION	SOCIO-MED.	118	
				PROBLEM ANALYSIS	RES. + DEV.	102	
			VII SOCIAL BEHAVIOR ASPECTS	FACT DESCRIPTION	SOCIO-MED.	118	
			XI RESEARCH METHODOLOGIES	PROBLEM ANALYSIS	RES. + DEV.	102	
	AREA WIDE-LOCAL PLNG FOR M ACTN INC, NY		I PERSONNEL	PROBLEM ANALYSIS	SOCIO-MED.	125	
			II FACILITIES	PROBLEM ANALYSIS	SOCIO-MED.	125	
			VII SOCIAL BEHAVIOR ASPECTS	PROBLEM ANALYSIS	SOCIO-MED.	125	
	FRONTIER NURSING SER		I PERSONNEL	FACT DESCRIPTION	RES. + DEV.	310	
			VIII PHARMACY RELA. RESEARCH	FACT DESCRIPTION	RES. + DEV.	310	
	MOUNTAIN STATES REGIONAL MED PROG		I PERSONNEL	FACT DESCRIPTION	SOCIO-MED.	205	

Appendix G-3 Research Publications  
Accepted - By Geographic Location, By Funding Source/Name (Continued)

GEOG LOCATION	FUNDING SOURCES	ST	SUBJECT CATEGORIES	OUTCOME TYPE	RESEARCH TYPE	DOC AC NO PT
REGIONAL	MOUNTAIN STATES REGIONAL MED PROG		I PERSONNEL	FACT DESCRIPTION	SOCIO-MED.	321
			II FACILITIES	FACT DESCRIPTION	RES. + DEV. SOCIO-MED.	190 208
			III ORGANIZATION AND ADM.	FACT DESCRIPTION	SOCIO-MED.	321
	NORTHLANDS REGIONAL MED PROG		I PERSONNEL	PROBLEM ANALYSIS	RES. + DEV. SOCIO-MED.	190 310
			II FACILITIES	FACT DESCRIPTION	SOCIO-MED.	275
			III ORGANIZATION AND ADM.	PROBLEM ANALYSIS	RES. + DEV. SOCIO-MED.	104 275
				PROBLEM ANALYSIS	SOCIO-MED.	310
			V UTILIZATION OF SERVICES	FACT DESCRIPTION	RES. + DEV. SOCIO-MED.	104 275
			VI ECONOMIC/COST/FINANCING	PROBLEM ANALYSIS	RES. + DEV.	104
			VII SOCIAL BEHAVIOR ASPECTS	FACT DESCRIPTION	SOCIO-MED.	275
STATE	FL DEPT OF P WELFARE		II FACILITIES	OTHER	RES. + DEV.	190
			IV EVALUATION AND QUALITY	OTHER	RES. + DEV.	150
	IA DEPT OF P INSTRUCTION		I PERSONNEL	PROBLEM ANALYSIS	RES. + DEV.	301
			II FACILITIES	PROBLEM ANALYSIS	RES. + DEV.	301
			VII SOCIAL BEHAVIOR ASPECTS	PROBLEM ANALYSIS	RES. + DEV.	301
	ME REGIONAL MED PROG		II FACILITIES	PROBLEM ANALYSIS	SOCIO-MED.	126 0
			III ORGANIZATION AND ADM.	FACT DESCRIPTION	SOCIO-MED.	204
			V UTILIZATION OF SERVICES	PROBLEM ANALYSIS	SOCIO-MED.	126 0
			VI ECONOMIC/COST/FINANCING	FACT DESCRIPTION	SOCIO-MED.	204
			VII SOCIAL BEHAVIOR ASPECTS	PROBLEM ANALYSIS	SOCIO-MED.	126 0
			IV EVALUATION AND QUALITY	PROBLEM ANALYSIS	SOCIO-MED.	276

Appendix G-3 Research Publications  
 Accepted - By Geographic Location, By Funding Source/Name (Continued)

GEOG LOCATION	STATE	FUNDING SOURCES	ST	SUBJECT CATEGORIES	OUTCOME TYPE	RESEARCH TYPE	DOC AC NO	EV PT
LOCAL	MO			V UTILIZATION OF SERVICES	PROBLEM ANALYSIS	SOCIO-MED.	276	
	NC	REGIONAL YEG PROG		II FACILITIES	PROBLEM ANALYSIS	SOCIO-MED.	121	
					RECOMMENDATION	RES. + DEV.	166	
	NM	REGIONAL MED PROG		VII SOCIAL BEHAVIOR ASPECTS	RECOMMENDATION	RES. + DEV.	166	
				I PERSONNEL	PROBLEM ANALYSIS	RES. + DEV.	266	
				II FACILITIES	PROBLEM ANALYSIS	RES. + DEV.	266	
	OH	AG RESEARCH + DEV CTR		V UTILIZATION OF SERVICES	RECOMMENDATION	SOCIO-MED.	281	7
				VII SOCIAL BEHAVIOR ASPECTS	RECOMMENDATION	SOCIO-MED.	281	7
	PA	DEPT OF COMMUNITY AFFAIRS		II FACILITIES	FACT DESCRIPTION	RES. + DEV.	195	
				III ORGANIZATION AND ADM.	FACT DESCRIPTION	RES. + DEV.	195	
	TX	DEPT OF MENTAL H		II FACILITIES	FACT DESCRIPTION	RES. + DEV.	177	
				IV EVALUATION AND QUALITY	FACT DESCRIPTION	RES. + DEV.	177	
	UT	REGIONAL CHILD SER		II FACILITIES	RECOMMENDATION	SOCIO-MED.	231	5
				XI RESEARCH METHODOLOGIES	RECOMMENDATION	SOCIO-MED.	231	5
	WI			III ORGANIZATION AND ADM.	PROBLEM ANALYSIS	SOCIO-MED.	69	
					PROBLEM ANALYSIS	RES. + DEV.	174	
				VII SOCIAL BEHAVIOR ASPECTS	PROBLEM ANALYSIS	SOCIO-MED.	69	
				IX UNIQUE PROBLEMS	PROBLEM ANALYSIS	RES. + DEV.	174	
	WI	DIV OF DENTAL H		II FACILITIES	PROBLEM ANALYSIS	SOCIO-MED.	24	
				III ORGANIZATION AND ADM.	PROBLEM ANALYSIS	SOCIO-MED.	24	
	WI	DIV OF H		II FACILITIES	FACT DESCRIPTION	RES. + DEV.	191	
				XI RESEARCH METHODOLOGIES	FACT DESCRIPTION	RES. + DEV.	191	
LOCAL	BANGOR	MED H DEPT	ME	II FACILITIES	FACT DESCRIPTION	SOCIO-MED.	143	
				III ORGANIZATION AND ADM.	FACT DESCRIPTION	SOCIO-MED.	143	
		CARBON CON BD OF ED-RGNL CHILDO STUDY SER	UT	VII SOCIAL BEHAVIOR ASPECTS	OTHER	SOCIO-MED.	236	
				IX UNIQUE PROBLEMS	OTHER	SOCIO-MED.	236	

Appendix G-3 Research Publications  
 Accepted - By Geographic Location, By Funding Source/Name (Continued)

GEOG LOCATION	FUNDING SOURCES	ST	SUBJECT CATEGORIES	OUTCOME TYPE	RESEARCH TYPE	DOC AC	BY
LOCAL	CAYUGA CON H PLANNING COMMISSION	NY	IV EVALUATION AND QUALITY	FACT DESCRIPTION	SOCIO-MED.	131	
	CHESAPEAKE DEPT OF H	VA	VII SOCIAL BEHAVIOR ASPECTS II FACILITIES	FACT DESCRIPTION	SOCIO-MED.	131	
	CLAY CON H DEPT	KY	III ORGANIZATION AND ADM. I PERSONNEL II FACILITIES	FACT DESCRIPTION	RES. + DEV.	34	
	COMPREHENSIVE H PLNG COUNCIL OF NW PA		VII SOCIAL BEHAVIOR ASPECTS II FACILITIES	PROBLEM ANALYSIS	RES. + DEV.	34	
	HUNTINGTON COMMUNITY MENTAL H CTR	NW	II FACILITIES XI RESEARCH METHODOLOGIES	PROBLEM ANALYSIS	SOCIO-MED.	13	
	JACKSON CON H DEPT	KY	IV EVALUATION AND QUALITY VII SOCIAL BEHAVIOR ASPECTS	PROBLEM ANALYSIS	SOCIO-MED.	13	
	LEE CON H DEPT	KY	I PERSONNEL II FACILITIES	PROBLEM ANALYSIS	RES. + DEV.	299	0
	OWSLEY CON H DEPT	KY	VII SOCIAL BEHAVIOR ASPECTS I PERSONNEL II FACILITIES	PROBLEM ANALYSIS	RES. + DEV.	299	0
	PENQUIS ME COMMUNITY ACTION GROUP	ME	III ORGANIZATION AND ADM. II FACILITIES	PROBLEM ANALYSIS	SOCIO-MED.	13	
	POLK CON NURSING SER	MN	VII SOCIAL BEHAVIOR ASPECTS II FACILITIES	PROBLEM ANALYSIS	SOCIO-MED.	13	
	WESTERN PA REGIONAL MED PROG		III ORGANIZATION AND ADM. VI ECONOMIC/COST/FINANCING II FACILITIES	FACT DESCRIPTION	SOCIO-MED.	143	
			II FACILITIES	PROBLEM ANALYSIS	RES. + DEV.	184	
				PROBLEM ANALYSIS	RES. + DEV.	184	
				PROBLEM ANALYSIS	RES. + DEV.	184	
				PROBLEM ANALYSIS	SOCIO-MED.	62	



Appendix G-3 Research Publications  
Accepted - By Geographic Location, By Funding Source/Name (Continued)

GEOG LOCATION	EDUCATIONAL TYPE	FUNDING SOURCES	ST	SUBJECT CATEGORIES	OUTCOME TYPE	RESEARCH TYPE	DOC AC NO	EV PT
LOCAL	EDUCATIONAL	MV U		X TECHNOLOGY	FACT DESCRIPTION	RES. + DEV.	218	
		YALE U		IX UNIQUE PROBLEMS	OTHER	RES. + DEV.	192	
		YALE U SCHOOL OF MED		X TECHNOLOGY	OTHER	RES. + DEV.	192	
				II FACILITIES	PROBLEM ANALYSIS	SOCIO-MED.	225	
	PRIVATE	CARNEGIE F		XI RESEARCH METHODOLOGIES	PROBLEM ANALYSIS	SOCIO-MED.	225	
				I PERSONNEL	PROBLEM ANALYSIS	SOCIO-MED.	311	
		CAYUGA AREA LOCAL PLAN FOR H. ACFTN. INC.	NY	XI RESEARCH METHODOLOGIES	PROBLEM ANALYSIS	SOCIO-MED.	311	
		COMMONWEALTH		IV EVALUATION AND QUALITY	FACT DESCRIPTION	SOCIO-MED.	111	
				VII SOCIAL BEHAVIOR ASPECTS	FACT DESCRIPTION	SOCIO-MED.	111	
		FORD F		I PERSONNEL	PROBLEM ANALYSIS	SOCIO-MED.	311	
				II RESEARCH METHODOLOGIES	PROBLEM ANALYSIS	SOCIO-MED.	311	
				IV EVALUATION AND QUALITY	PROBLEM ANALYSIS	SOCIO-MED.	49 13	
				VI ECONOMIC/COST/FINANCING	PROBLEM ANALYSIS	SOCIO-MED.	49 13	
		GILLETTE CO. TME		XI RESEARCH METHODOLOGIES	PROBLEM ANALYSIS	SOCIO-MED.	49 13	
				III ORGANIZATION AND ADM.	PROBLEM ANALYSIS	RES. + DEV.	305	
		MAYO CLINIC		IX UNIQUE PROBLEMS	PROBLEM ANALYSIS	RES. + DEV.	305	
				II FACILITIES	FACT DESCRIPTION	SOCIO-MED.	275	
				III ORGANIZATION AND ADM.	FACT DESCRIPTION	SOCIO-MED.	275	
				V UTILIZATION OF SERVICES	FACT DESCRIPTION	SOCIO-MED.	275	
				VII SOCIAL BEHAVIOR ASPECTS	FACT DESCRIPTION	SOCIO-MED.	275	
		MILBANK MEMORIAL F		II FACILITIES	FACT DESCRIPTION	SOCIO-MED.	213	
				IV EVALUATION AND QUALITY	FACT DESCRIPTION	SOCIO-MED.	220	
				V UTILIZATION OF SERVICES	FACT DESCRIPTION	SOCIO-MED.	220	
				VII SOCIAL BEHAVIOR ASPECTS	FACT DESCRIPTION	SOCIO-MED.	213	
				XI RESEARCH METHODOLOGIES	FACT DESCRIPTION	SOCIO-MED.	213	
		ROSENBERG F		V UTILIZATION OF SERVICES	PROBLEM ANALYSIS	SOCIO-MED.	130	



Appendix G-3 Research Publications  
Accepted - By Geographic Location, By Funding Source/Name (Continued)

GEOG LOCATION	FUNDING SOURCES	SUBJECT CATEGORIES	OUTCOME TYPE	RESEARCH TYPE	DOC AC NO	EV PT
LOCAL	WESTERN PA REGIONAL MEO PROG	XI RESEARCH METHODOLOGIES	PROBLEM ANALYSIS	SOCIO-MEO.	62	
EDUCATIONAL	BONHAM GRAY SCHOOL OF MEO, NC	II FACILITIES	PROBLEM ANALYSIS	SOCIO-MEO.	121	
	FL S U SCHOOL OF SOCIAL WORK	II FACILITIES	RECOMMENDATION	RES. + DEV.	216	
		IV EVALUATION AND QUALITY	RECOMMENDATION	RES. + DEV.	216	
	GA COLLEGE OF MEO	VII SOCIAL BEHAVIOR ASPECTS	RECOMMENDATION	RES. + DEV.	216	
	KY S MEO SCHOOL	IV EVALUATION AND QUALITY	PROBLEM ANALYSIS	RES. + DEV.	162	
		IV EVALUATION AND QUALITY	PROBLEM ANALYSIS	SOCIO-MEO.	152	
	LA S U	XI RESEARCH METHODOLOGIES	PROBLEM ANALYSIS	SOCIO-MEO.	152	
	HI S U	VII SOCIAL BEHAVIOR ASPECTS	FACT DESCRIPTION	SOCIO-MEO.	22	
		IV EVALUATION AND QUALITY	PROBLEM ANALYSIS	SOCIO-MEO.	49 13	
		VI ECONOMIC/COST/FINANCING	PROBLEM ANALYSIS	SOCIO-MEO.	49 13	
		XI RESEARCH METHODOLOGIES	PROBLEM ANALYSIS	SOCIO-MEO.	49 13	
	MS S U	III ORGANIZATION AND ADM.	PROBLEM ANALYSIS	SOCIO-MEO.	229 4	
		IX UNIQUE PROBLEMS	PROBLEM ANALYSIS	SOCIO-MEO.	229 4	
	MT S U	VII SOCIAL BEHAVIOR ASPECTS	PROBLEM ANALYSIS	SOCIO-MEO.	33 7	
		IX UNIQUE PROBLEMS	PROBLEM ANALYSIS	SOCIO-MEO.	33 7	
	NM S U	VII SOCIAL BEHAVIOR ASPECTS	PROBLEM ANALYSIS	SOCIO-MEO.	16 2	
	NORTHWESTERN U SCHOOL OF MEO	IV EVALUATION AND QUALITY	PROBLEM ANALYSIS	SOCIO-MEO.	238	
		XI RESEARCH METHODOLOGIES	PROBLEM ANALYSIS	SOCIO-MEO.	238	
	TUFTS U SCHOOL OF MEO	III ORGANIZATION AND ADM.	FACT DESCRIPTION	SOCIO-MEO.	75	
	U OF DE	VII SOCIAL BEHAVIOR ASPECTS	FACT DESCRIPTION	SOCIO-MEO.	75	
	U OF FL	VII SOCIAL BEHAVIOR ASPECTS	FACT DESCRIPTION	SOCIO-MEO.	207	
		I PERSONNEL	PROBLEM ANALYSIS	RES. + DEV.	305	
		III ORGANIZATION AND ADM.	PROBLEM ANALYSIS	RES. + DEV.	306	
	U OF FL CHILDRENS BU	VII SOCIAL BEHAVIOR ASPECTS	PROBLEM ANALYSIS	SOCIO-MEO.	247	
	U OF FL COLL OF MEO	I PERSONNEL	PROBLEM ANALYSIS	SOCIO-MEO.	311	

0396

Appendix G-3 Research Publications  
 Accepted - By Geographic Location, By Funding Source/Name (Continued)

LOCAL	EDUCATIONAL	ST	SUBJECT CATEGORIES	OUTCOME TYPE	RESEARCH TYPE	DOC AC NO PT
	U OF FL COLL OF MED		XI RESEARCH METHODOLOGIES	PROBLEM ANALYSIS	SOCIO-MED.	311
	U OF FL COLLEGE OF MED		IV EVALUATION AND QUALITY	PROBLEM ANALYSIS	SOCIO-MED.	267
			V UTILIZATION OF SERVICES	PROBLEM ANALYSIS	SOCIO-MED.	267
			X TECHNOLOGY	PROBLEM ANALYSIS	SOCIO-MED.	267
	U OF FL POPULATION COUNCIL		VII SOCIAL BEHAVIOR ASPECTS	PROBLEM ANALYSIS	SOCIO-MED.	247
	U OF IA		IX UNIQUE PROBLEMS	PROBLEM ANALYSIS	SOCIO-MED.	107
			XI RESEARCH METHODOLOGIES	PROBLEM ANALYSIS	SOCIO-MED.	107
	U OF KY		I PERSONNEL	PROBLEM ANALYSIS	SOCIO-MED.	13
			II FACILITIES	PROBLEM ANALYSIS	SOCIO-MED.	13
			VII SOCIAL BEHAVIOR ASPECTS	PROBLEM ANALYSIS	SOCIO-MED.	13
	U OF MO		II FACILITIES	RECOMMENDATION	RES. + DEV.	196
	U OF MO AT COLUMBIA		VII SOCIAL BEHAVIOR ASPECTS	FACT DESCRIPTION	RES. + DEV.	210
			XI RESEARCH METHODOLOGIES	FACT DESCRIPTION	RES. + DEV.	210
	U OF MO COLLEGE OF AGRIC		V UTILIZATION OF SERVICES	PROBLEM ANALYSIS	SOCIO-MED.	137
			VII SOCIAL BEHAVIOR ASPECTS	PROBLEM ANALYSIS	SOCIO-MED.	137
			XI RESEARCH METHODOLOGIES	PROBLEM ANALYSIS	SOCIO-MED.	137
	U OF NC SCHOOL OF MED		II FACILITIES	FACT DESCRIPTION	SOCIO-MED.	65
			V UTILIZATION OF SERVICES	FACT DESCRIPTION	SOCIO-MED.	65
			VII SOCIAL BEHAVIOR ASPECTS	FACT DESCRIPTION	SOCIO-MED.	65
	U OF NC-CAROLINA POPULATION CENTER		II FACILITIES	PROBLEM ANALYSIS	RES. + DEV.	103
			III ORGANIZATION AND ADM.	PROBLEM ANALYSIS	RES. + DEV.	103
	U OF WV SCHOOL OF MED		VII SOCIAL BEHAVIOR ASPECTS	PROBLEM ANALYSIS	SOCIO-MED.	119
	WALDEN U, CA		II FACILITIES	FACT DESCRIPTION	RES. + DEV.	153
			IX UNIQUE PROBLEMS	FACT DESCRIPTION	RES. + DEV.	153
	WV U		IV EVALUATION AND QUALITY	FACT DESCRIPTION	RES. + DEV.	215
			VI ECONOMIC/COST/FINANCING	FACT DESCRIPTION	RES. + DEV.	215

0397

Appendix G-3 Research Publications  
Accepted - By Geographic Location, By Funding Source/Name (Continued)

GEOG LOCATION	TYPE	FUNDING SOURCE	ST	SUBJECT CATEGORIES	OUTCOME TYPE	RESEARCH TYPE	DOC AC NO	EV PT
LOCAL	PRIVATE	ROSENBERG F		VII SOCIAL BEHAVIOR ASPECTS	PROBLEM ANALYSIS	SOCIO-MED.	138	
		SEARS ROEBUCK F		I PERSONNEL	PROBLEM ANALYSIS	RES. + DEV.	266	
		STUDENT AMA		II FACILITIES	PROBLEM ANALYSIS	RES. + DEV.	266	
				I PERSONNEL	FACT DESCRIPTION	SOCIO-MED.	54	
		TOMSENQ FUNO		IV EVALUATION AND QUALITY	FACT DESCRIPTION	SOCIO-MED.	54	
		MI PERIODONTIC SOCIETY		IV EVALUATION AND QUALITY	PROBLEM ANALYSIS	RES. + DEV.	288	
				II FACILITIES	PROBLEM ANALYSIS	SOCIO-MED.	24	
				III ORGANIZATION AND ADM.	PROBLEM ANALYSIS	SOCIO-MED.	24	
	OTHER			I PERSONNEL	FACT DESCRIPTION	RES. + DEV.	295	
					OTHER	SOCIO-MED.	271	
					PROBLEM ANALYSIS	SOCIO-MED.	89	
							39	
						RES. + DEV.	258	
					RECOMMENDATION	RES. + DEV.	123	
				II FACILITIES	FACT DESCRIPTION	SOCIO-MED.	176	
							286	
						RES. + DEV.	269	
							114	
					PROBLEM ANALYSIS	SOCIO-MED.	28	
							69	
							39	
						RES. + DEV.	252	
					RECOMMENDATION	SOCIO-MED.	217	
							18	
				III ORGANIZATION AND ADM.	FACT DESCRIPTION	SOCIO-MED.	176	
						RES. + DEV.	114	

Appendix G-3 Research Publications  
 Accepted - By Geographic Location, By Funding Source/Name (Continued)

GEOG LOCATION	FUNDING SOURCES	ST	SUBJECT CATEGORIES	OUTCOME TYPE	RESEARCH TYPE	DOC AC NO	EV PT
LOCAL	OTHER		III ORGANIZATION AND ADM.	OTHER	SOCIO-MED.	151	
				PROBLEM ANALYSIS	RES. + DEV.	258	
						304	
						86	7
			IV EVALUATION AND QUALITY	FACT DESCRIPTION	SOCIO-MED.	252	
				PROBLEM ANALYSIS	RES. + DEV.	307	
				RECOMMENDATION	SOCIO-MED.	86	7
				RECOMMENDATION	SOCIO-MED.	134	
			V UTILIZATION OF SERVICES	FACT DESCRIPTION	RES. + DEV.	123	
					SOCIO-MED.	46	
						307	
				PROBLEM ANALYSIS	SOCIO-MED.	89	
			VI ECONOMIC/COST/FINANCING	FACT DESCRIPTION	RES. + DEV.	269	
				RECOMMENDATION	SOCIO-MED.	217	
			VII SOCIAL BEHAVIOR ASPECTS	FACT DESCRIPTION	SOCIO-MED.	2	
						228	
						307	
						46	
					RES. + DEV.	295	
				OTHER	SOCIO-MED.	32	
				PROBLEM ANALYSIS	SOCIO-MED.	224	
						127	
			VIII PHARMACY RELA. RESEARCH	RECOMMENDATION	SOQIO-MED.	134	
			IX UNIQUE PROBLEMS	OTHER	SOCIO-MED.	151	
			X TECHNOLOGY	OTHER	SOCIO-MED.	32	
			XI RESEARCH METHODOLOGIES	PROBLEM ANALYSIS	SOCIO-MED.	91	



**APPENDIX G-4**

**RESEARCH PUBLICATIONS ACCEPTED -  
BY OUTCOME AND RESEARCH TYPE, BY FUNDING SOURCE/NAME**

0401

APPENDIX G-4 RESEARCH PUBLICATIONS  
ACCEPTED - BY OUTCOME AND RESEARCH TYPE, BY FUNDING SOURCE/NAME

OUTCOME TYPE	RESEARCH TYPE	FUNDING SOURCES	ST	SUBJECT CATEGORIES	GEOG LOCATION	ACC NO	EV PT
FACT DESCRIPTION	SOCIO-MED.	FEDERAL		IV EVALUATION AND QUALITY	REGIONAL	249	
		DOL-MPK ADMIN		IX UNIQUE PROBLEMS	REGIONAL	249	
		MEM		II FACILITIES	LOCAL	275	
				III ORGANIZATION AND ADM.	LOCAL	143	
				V UTILIZATION OF SERVICES	LOCAL	275	
				VII SOCIAL BEHAVIOR ASPECTS	LOCAL	275	
				VIII PHARMACY RECL. RESEARCH	NATIONAL	68	
				IX UNIQUE PROBLEMS	NATIONAL	68	
		MEM-H SERVS + MENTAL H ADMIN		I PERSONNEL	REGIONAL	4	
					LOCAL	303	
					LOCAL	31	
						205	
						102	
						321	
						5	
				II FACILITIES	NATIONAL	140	
					REGIONAL	303	
					LOCAL	146	
						31	
						205	
						102	
						321	
						5	
				III ORGANIZATION AND ADM.	LOCAL	321	

Appendix G-4 Research Publications  
 Accepted - By Outcome and Research Type, By Funding Source/Name (Continued)

OUTCOME TYPE	RESEARCH TYPE	FUNDING SOURCE	ST	SUBJECT CATEGORIES	GEOG LOCATION	DOC BY AC NO PT
FAST DESCRIPTION	SOCIO-MED.	FEDERAL		V UTILIZATION OF SERVICES	LOCAL	146
		MEM-H SEAS + MENTAL H ADMIN		VIII PHARMACY RELA. RESEARCH	LOCAL	5
				IX UNIQUE PROBLEMS	LOCAL	31
		MEM-OFCE OF ED		IV EVALUATION AND QUALITY	LOCAL	146
		MEM-OFCE OF THE SECY		VII SOCIAL BEHAVIOR ASPECTS	LOCAL	117
				II FACILITIES	REGIONAL	117
		MEM-PHS		III ORGANIZATION AND ADM.	REGIONAL	64
				I PERSONNEL	NATIONAL	64
					STATE	47
					STATE	131
					STATE	8
					STATE	50
					STATE	99
				II FACILITIES	NATIONAL	131
				IV EVALUATION AND QUALITY	STATE	50
				V UTILIZATION OF SERVICES	NATIONAL	113
					LOCAL	99
				VI ECONOMIC/COST/FINANCING	LOCAL	206
				VII SOCIAL BEHAVIOR ASPECTS	NATIONAL	113
					LOCAL	21
				IX UNIQUE PROBLEMS	LOCAL	206
					LOCAL	21
		MEM-PHS-NIH-NIMH		II FACILITIES	LOCAL	65
				V UTILIZATION OF SERVICES	LOCAL	65
				VII SOCIAL BEHAVIOR ASPECTS	LOCAL	265
					LOCAL	65





Appendix G-4 Research Publications  
 Accepted - By Outcome and Research Type, By Funding Source/Name (Continued)

OUTCOME TYPE	RESEARCH TYPE	FUNDING SOURCES	SUBJECT CATEGORIES	GEOG LOCATION	DOC AC NO	EV PT
FACT DESCRIPTION	SOCIO-MED.	FEDERAL	XI RESEARCH METHODOLOGIES	LOCAL	265	
		HEM-PHS-NIH-NIH	V UTILIZATION OF SERVICES	STATE	196	
		HUO	IX UNIQUE PROBLEMS	STATE	156	
		QEO	III ORGANIZATION AND ADM.	LOCAL	76	
		SENATE COMMITTEE-GOVT OPERATIONS	VII SOCIAL BEHAVIOR ASPECTS	LOCAL	76	
			I PERSONNEL	NATIONAL	82	
			IV EVALUATION AND QUALITY	NATIONAL	82	
		TN VALLEY AUTHORITY	III ORGANIZATION AND ADM.	REGIONAL	163	
			IX UNIQUE PROBLEMS	REGIONAL	183	
		USOA-AES	VII SOCIAL BEHAVIOR ASPCTS	NATIONAL	287	
			IX UNIQUE PROBLEMS	NATIONAL	287	
			XI RESEARCH METHODOLOGIES	NATIONAL	287	
		USOA-CSRS	VI ECONOMIC/COST/FINANCING	LOCAL	273	
			VII SOCIAL BEHAVIOR ASPECTS	REGIONAL	188	
				LOCAL	25	
					26	
			IX UNIQUE PROBLEMS	LOCAL	273	
					25	
					26	
			XI RESEARCH METHODOLOGIES	LOCAL	25	
		USOA-ERS	I PERSONNEL	NATIONAL	277	
			II FACILITIES	NATIONAL	277	
			VII SOCIAL BEHAVIOR ASPECTS	NATIONAL	277	
		USOA-ERS-FMHA	IV EVALUATION AND QUALITY	LOCAL	81	
			IX UNIQUE PROBLEMS	LOCAL	81	

Appendix G-4 Research Publications  
 Accepted - By Outcome and Research Type, By Funding Source/Name (Continued)

OUTCOME TYPE	RESEARCH TYPE	FUNDING SOURCE	ST	SUBJECT CATEGORIES	GEOG LOCATION	DOC AC NO PY	EV PY
FAST DESCRIPTION	SOCIO-MED.	ARC		I PERSONNEL	LOCAL	110	
				VII SOCIAL BEHAVIOR ASPECTS	LOCAL	110	
		MOUNTAIN STATES REGIONAL MED PROG		I PERSONNEL	REGIONAL	303	
					LOCAL	205	
				II FACILITIES	REGIONAL	321	
					LOCAL	303	
					LOCAL	205	
				III ORGANIZATION AND ADM.	LOCAL	321	
				II FACILITIES	LOCAL	321	
		NORTHLANDS REGIONAL MED PROG		III ORGANIZATION AND ADM.	LOCAL	275	
				II ORGANIZATION AND ADM.	LOCAL	275	
				V UTILIZATION OF SERVICES	LOCAL	275	
				VII SOCIAL BEHAVIOR ASPECTS	LOCAL	275	
		CO DEPT OF H	STATE	V UTILIZATION OF SERVICES	STATE	36	
				IX UNIQUE PROBLEMS	STATE	36	
		IA REGIONAL MED PROG		I PERSONNEL	STATE	133	
		ME REGIONAL MED PROG		III ORGANIZATION AND ADM.	LOCAL	204	
				VI ECONOMIC/COST/FINANCING	LOCAL	204	
		MN		I PERSONNEL	STATE	270	
				III ORGANIZATION AND ADM.	STATE	270	
		MA DEPT OF H		I PERSONNEL	STATE	60	
		MA DEPT OF SOCIAL + H SERS		I PERSONNEL	STATE	209	
						210	
						246	
						109	
						79	

Appendix G-4 Research Publications  
 Accepted - By Outcome and Research Type, By Funding Source/Name (Continued)

OUTCOME TYPE	RESEARCH TYPE	TYPE	FUNDING SOURCES	ST	SUBJECT CATEGORIES	GEOG LOCATION	OC AC NO	EV PT
FACT DESCRIPTION	SOCIO-MED.	STATE	MA DEPT OF SOCIAL + H SERS	ME	I PERSONNEL	STATE	112	
		LOCAL	BANGOR MED H DEPT		II FACILITIES	LOCAL	143	
			CAYUGA CON H PLANNING COMMISSION	NY	III ORGANIZATION AND ADM.	LOCAL	143	
			PENQUIS ME COMMUNITY ACTION GROUP	ME	IV EVALUATION AND QUALITY	LOCAL	111	
					VII SOCIAL BEHAVIOR ASPECTS	LOCAL	111	
					II FACILITIES	LOCAL	143	
					III ORGANIZATION AND ADM.	LOCAL	143	
		EDUCATIONAL	LA S U		VII SOCIAL BEHAVIOR ASPECTS	LOCAL	22	
			OH S U		IX UNICUE PROBLEMS	STATE	74	
			TUFTS U SCHOOL OF MED		XI RESEARCH METHODOLOGIES	STATE	74	
			U OF OE		III ORGANIZATION AND ADM.	LOCAL	75	
			U OF IA		VII SOCIAL BEHAVIOR ASPECTS	LOCAL	75	
			U OF MN MED SCHOOL		VII SOCIAL BEHAVIOR ASPECTS	LOCAL	207	
			U OF NC SCHOOL OF MED		VII SOCIAL BEHAVIOR ASPECTS	LOCAL	207	
					I PERSONNEL	STATE	133	
					I PERSONNEL	STATE	270	
					III ORGANIZATION AND ADM.	STATE	270	
					II FACILITIES	LOCAL	65	
					V UTILIZATION OF SERVICES	LOCAL	65	
					VII SOCIAL BEHAVIOR ASPECTS	LOCAL	65	
		PRIVATE	CAYUGA AREA LOCAL PLAN FOR H ACTN INC, NY		IV EVALUATION AND QUALITY	LOCAL	111	
			MAYO CLINIC		VII SOCIAL BEHAVIOR ASPECTS	LOCAL	111	
					II FACILITIES	LOCAL	275	
					III ORGANIZATION AND ADM.	LOCAL	275	
					V UTILIZATION OF SERVICES	LOCAL	275	
					VII SOCIAL BEHAVIOR ASPECTS	LOCAL	275	
			MILBANK MEMORIAL F		II FACILITIES	LOCAL	213	

Appendix G-4 Research Publications  
 Accepted - By Outcome and Research Type, By Funding Source/Name (Continued)

OUTCOME TYPE	RESEARCH TYPE	FUNDING SOURCE	ST	SUBJECT CATEGORIES	GEOG LOCATION	DOC AC NO	EV PT
FACT DESCRIPTION	SOCIO-MED.	PRIVATE		IV EVALUATION AND QUALITY	LOCAL	220	
		HILBANK MEMORIAL F		V UTILIZATION OF SERVICES	LOCAL	220	
				VII SOCIAL BEHAVIOR ASPECTS	LOCAL	213	
				XI RESEARCH METHODOLOGIES	LOCAL	213	
		STUDENT AMA		I PERSONNEL	LOCAL	54	
				IV EVALUATION AND QUALITY	LOCAL	54	
	OTHER			I PERSONNEL	NATIONAL	40	
						15	
					STATE	302	
				II FACILITIES	NATIONAL	15	
					STATE	105	
					LOCAL	176	
				III ORGANIZATION AND ADM.	NATIONAL	15	
					STATE	105	
					LOCAL	176	
				IV EVALUATION AND QUALITY	REGIONAL	96	
					STATE	302	
					LOCAL	307	
				V UTILIZATION OF SERVICES	NATIONAL	15	
					REGIONAL	101	
					LOCAL	46	
						307	
				VI ECONOMIC/COST/FINANCING	NATIONAL	40	
				VII SOCIAL BEHAVIOR ASPECTS	NATIONAL	233	
					LOCAL	2	

Appendix G-4 Research Publications  
 Accepted - By Outcome and Research Type, By Funding Source/Name (Continued)

OUTCOME TYPE	RESEARCH TYPE	FUNDING SOURCE NAME	ST	SUBJECT CATEGORIES	GEOG LOCATION	DOC AC MD PT	EV PT
FACT DESCRIPTION	SOCIO-MED.			VII SOCIAL BEHAVIOR ASPECTS	LOCAL	228	
						387	
				IX UNIQUE PROBLEMS	NATIONAL	46	
				XI RESEARCH METHODOLOGIES	REGIONAL	48	
						181	
						96	
	RES. + DEV.	001-BIA		III ORGANIZATION AND ADM.	REGIONAL	296	
		HEW		XI RESEARCH METHODOLOGIES	REGIONAL	296	
				II FACILITIES	LOCAL	153	
						71	
						34	
				III ORGANIZATION AND ADM.	LOCAL	34	
				IV EVALUATION AND QUALITY	LOCAL	71	
				IX UNIQUE PROBLEMS	LOCAL	153	
		HEW-H SERS + MENTAL H ADMN		IV EVALUATION AND QUALITY	NATIONAL	186	
				VII SOCIAL BEHAVIOR ASPECTS	NATIONAL	186	
		HEW-PHS		II FACILITIES	LOCAL	73	
				III ORGANIZATION AND ADM.	LOCAL	73	
		HEW-PHS-NIH-NCHSRO		III ORGANIZATION AND ADM.	LOCAL	315	
				VII SOCIAL BEHAVIOR ASPECTS	LOCAL	315	
		HEW-PHS-NIH-NIMH		II FACILITIES	LOCAL	177	
				III ORGANIZATION AND ADM.	REGIONAL	296	
				IV EVALUATION AND QUALITY	LOCAL	177	
				XI RESEARCH METHODOLOGIES	REGIONAL	296	
		HEW-SOC + REHAB SER		III ORGANIZATION AND ADM.	LOCAL	178	
				VII SOCIAL BEHAVIOR ASPECTS	LOCAL	178	

Appendix G-4 Research Publications  
 Accepted - By Outcome and Research Type, By Funding Source/Name (Continued)

OUTCOME TYPE	RESEARCH TYPE	FUNDING SOURCE NAME	ST	SUBJECT CATEGORIES	GEOG LOCATION	DOC AC NO	EV PT
FACT DESCRIPTION	RES. + DEV.	FEDERAL	DEO	II FACILITIES	LOCAL	261	
						195	
						254	
						255	
				III ORGANIZATION AND ADM.	LOCAL	256	
						195	
						254	
				IV EVALUATION AND QUALITY	LOCAL	255	
						254	
				V UTILIZATION OF SERVICES	LOCAL	261	
						255	
						256	
				VII SOCIAL BEHAVIOR ASPECTS	LOCAL	261	
		USDA-ERS		II FACILITIES	LOCAL	88	
				IV EVALUATION AND QUALITY	LOCAL	88	
				XI RESEARCH METHODOLOGIES	LOCAL	88	
		USDA-ERS-ECONOMIC DEV DIV		VII SOCIAL BEHAVIOR ASPECTS	STATE	313	
				IX UNIQUE PROBLEMS	STATE	313	
		REGIONAL		I PERSONNEL	LOCAL	318	
				VIII PHARMACY RELA. RESEARCH	LOCAL	318	
		MOUNTAIN STATES REGIONAL MED PROG		I PERSONNEL	LOCAL	198	
				III ORGANIZATION AND ADM.	LOCAL	198	
		WA-AK REGIONAL MED PROG		I PERSONNEL	REGIONAL	317	
				III ORGANIZATION AND ADM.	REGIONAL	317	
		STATE		II FACILITIES	LOCAL	195	
		PA DEPT OF COMMUNITY AFFAIRS					

Appendix G-4 Research Publications  
 Accepted - By Outcome and Research Type, By Funding Source/Name (Continued)

OUTCOME TYPE	RESEARCH TYPE	TYPE	FUNDING SOURCES	ST	SUBJECT CATEGORIES	GEOG LOCATION	DOC AC	EV PT
FACT DESCRIPTION	RES. + DEV.	STATE	NAME				NO	
			PA DEPT OF COMMUNITY AFFAIRS		III ORGANIZATION AND ADM.	LOCAL	195	
			TX DEPT OF MENTAL H		II FACILITIES	LOCAL	177	
			WI DIV OF H		IV EVALUATION AND QUALITY	LOCAL	177	
					II FACILITIES	LOCAL	191	
		LOCAL	CHESAPEAKE DEPT OF H	VA	XI RESEARCH METHODOLOGIES	LOCAL	191	
					II FACILITIES	LOCAL	34	
					III ORGANIZATION AND ADM.	LOCAL	34	
		EDUCATIONAL	U OF MD AT COLUMBIA		VII SOCIAL BEHAVIOR ASPECTS	LOCAL	210	
			WALDEN U, CA		XI RESEARCH METHODOLOGIES	LOCAL	210	
					II FACILITIES	LOCAL	153	
					IX UNIQUE PROBLEMS	LOCAL	153	
			WV U		IV EVALUATION AND QUALITY	LOCAL	215	
					VI ECONOMIC/COST/FINANCING	LOCAL	215	
					X TECHNOLOGY	LOCAL	215	
		OTHER			I PERSONNEL	LOCAL	295	
					II FACILITIES	LOCAL	269	
							114	
					III ORGANIZATION AND ADM.	LOCAL	114	
					VI ECONOMIC/COST/FINANCING	LOCAL	269	
					VII SOCIAL BEHAVIOR ASPECTS	LOCAL	295	
			VA HASON HOSPITAL, SEATTLE WA		II FACILITIES	LOCAL	309	
					III ORGANIZATION AND ADM.	LOCAL	309	
OTHER	SOCIO-MED.	FEDERAL	000-ARMY MED SER CORPS		VI ECONOMIC/COST/FINANCING	NATIONAL	232	
			MEM		I PERSONNEL	NATIONAL	175	
							241	
						LOCAL	115	

0410

Appendix G-4 Research Publications  
 Accepted - By Outcome and Research Type, By Funding Source/Name (Continued)

OUTCOME TYPE	RESEARCH TYPE	FUNDING SOURCE NAME	ST	SUBJECT CATEGORIES	GEOG LOCATION	DOC AC NO	EV PT
OTHER	SOCIO-MED.	FEDERAL	MEM	II FACILITIES	NATIONAL	175	
					LOCAL	241	
				III ORGANIZATION AND ADM.	NATIONAL	115	
				IV EVALUATION AND QUALITY	NATIONAL	175	
				V UTILIZATION OF SERVICES	NATIONAL	175	
				VII SOCIAL BEHAVIOR ASPECTS	NATIONAL	175	
		MEM-PHS		II FACILITIES	NATIONAL	314	
				III ORGANIZATION AND ADM.	STATE	116	
				V UTILIZATION OF SERVICES	NATIONAL	42	
					STATE	188	
						285	
						179	
				VI ECONOMIC/COST/FINANCING	NATIONAL	42	
				VII SOCIAL BEHAVIOR ASPECTS	STATE	116	
				IX UNIQUE PROBLEMS	STATE	116	
						180	
						285	
						179	
		MEM-PHS-DIV OF INDIAN H		II FACILITIES	NATIONAL	157	
		MEM-PHS-NIH-NCHSRO		IX UNIQUE PROBLEMS	NATIONAL	157	
				II FACILITIES	NATIONAL	165	
		USDA		III ORGANIZATION AND ADM.	NATIONAL	165	
				IX UNIQUE PROBLEMS	NATIONAL	168	
				XI RESEARCH METHODOLOGIES	NATIONAL	168	
		REGIONAL	ARC	II FACILITIES	REGIONAL	193	



Appendix G-4 Research Publications  
 Accepted - By Outcome and Research Type, By Funding Source/Name (Continued)

OUTCOME TYPE	RESEARCH TYPE	FUNDING SOURCE	ST	SUBJECT CATEGORIES	GEOG LOCATION	DOC AC NO	EV PT
OTHER	SOCIO-MED.	ARC		II FACILITIES	REGIONAL	194	
		WV REGIONAL MEO PROG		I PERSONNEL	REGIONAL	297	
		IN DEPT OF P INSTRUCTION		II FACILITIES	REGIONAL	297	
		ME DEPT OF MENTAL H & CORRECTION		II FACILITIES	STATE	158	
				IV EVALUATION AND QUALITY	STATE	158	
				II FACILITIES	STATE	44	
				III-ORGANIZATION AND ADM.	STATE	44	
				XI RESEARCH METHODOLOGIES	STATE	44	
		NC DEPT OF ADMIN		I PERSONNEL	STATE	171	
				II FACILITIES	STATE	171	
		NC DEPT OF P INSTRUCTION		II FACILITIES	STATE	203	
				IX UNIQUE PROBLEMS	STATE	203	
						202	
		OH DEPT OF H		I PERSONNEL	STATE	51	
		PA DEPT OF COMMUNITY AFFAIRS		II FACILITIES	STATE	209	
				IV EVALUATION AND QUALITY	STATE	209	
		PA DEPT OF H		II FACILITIES	STATE	116	
				VII SOCIAL BEHAVIOR ASPECTS	STATE	116	
		VT DEPT OF P H & COMMUNITY MEO		IX UNIQUE PROBLEMS	STATE	116	
				I PERSONNEL	STATE	154	
				II FACILITIES	STATE	154	
	LOCAL	CARBON CON BD OF EO-RGNL CHILO STUDY SER UT		VII SOCIAL BEHAVIOR ASPECTS	LOCAL	236	
	EDUCATIONAL	IA S U		IX UNIQUE PROBLEMS	LOCAL	236	
				IV EVALUATION AND QUALITY	STATE	234	
				VI ECONOMIC/COST/FINANCING	STATE	234	

Appendix G-4 Research Publications  
 Accepted - By Outcome and Research Type, By Funding Source/Name (Continued)

OUTCOME TYPE	RESEARCH TYPE	TYPE	FUNDING SOURCES	ST	SUBJECT CATEGORIES	GEOG LOCATION	DOC AC NO	EV PT
OTHER	SOCIO-MED.	EDUCATIONAL	MEHAR, HEO COL, NASHVILLE, TN		I PERSONNEL	REGIONAL	219	
			SOUTHWESTERN COOPERATIVE ED. LAB		VI ECONOMIC/COST/FINANCING	REGIONAL	219	
			TX APM		II FACILITIES	NATIONAL	128	
			U OF TX		IX UNIQUE PROBLEMS	NATIONAL	128	
			U OF VT		II FACILITIES	NATIONAL	203	
			U OF WV		IV EVALUATION AND QUALITY	NATIONAL	283	
			FORO F, NY		III ORGANIZATION AND ADM.	NATIONAL	274	
			MONSANTO F, MO		VII SOCIAL BEHAVIOR ASPECTS	NATIONAL	274	
			ROCKEFELLER F		I PERSONNEL	STATE	154	
					II FACILITIES	STATE	154	
					I PERSONNEL	REGIONAL	297	
					II FACILITIES	REGIONAL	297	
		PRIVATE			III ORGANIZATION AND ADM.	NATIONAL	262	
					V UTILIZATION OF SERVICES	NATIONAL	262	
					VII SOCIAL BEHAVIOR ASPECTS	NATIONAL	262	
					III ORGANIZATION AND ADM.	NATIONAL	262	
					V UTILIZATION OF SERVICES	NATIONAL	262	
					VII SOCIAL BEHAVIOR ASPECTS	NATIONAL	262	
		OTHER			III ORGANIZATION AND ADM.	NATIONAL	262	
					V UTILIZATION OF SERVICES	NATIONAL	262	
					VII SOCIAL BEHAVIOR ASPECTS	NATIONAL	262	
					I PERSONNEL	NATIONAL	187	
						REGIONAL	181	
					II FACILITIES	LOCAL	271	
					III ORGANIZATION AND ADM.	NATIONAL	160	
						NATIONAL	149	

Appendix G-4 Research Publications  
 Accepted - By Outcome and Research Type, By Funding Source/Name (Continued)

OUTCOME TYPE	RESEARCH TYPE	FUNDING SOURCES	SUBJECT CATEGORIES	GEOG LOCATION	OCC AC NO	EV PT
OTHER	SOCIO-MED.	ST	III ORGANIZATION AND ADM.	REGIONAL	101	
			IV EVALUATION AND QUALITY	LOCAL	151	
			VII SOCIAL BEHAVIOR ASPECTS	NATIONAL	149	
			IX UNIQUE PROBLEMS	LOCAL	32	
			X TECHNOLOGY	NATIONAL	107	
				LOCAL	151	
				NATIONAL	160	
	RES. + OEV.	FEDERAL	I PERSONNEL	LOCAL	32	
				REGIONAL	242	
				STATE	243	
			III ORGANIZATION AND ADM.	REGIONAL	242	
				STATE	27	
					243	
			IV EVALUATION AND QUALITY	STATE	27	
			III ORGANIZATION AND ADM.	LOCAL	240	
			III ORGANIZATION AND ADM.	NATIONAL	272	
			VII SOCIAL BEHAVIOR ASPECTS	NATIONAL	272	
			III ORGANIZATION AND ADM.	STATE	27	
			IV EVALUATION AND QUALITY	STATE	27	
			II FACILITIES	LOCAL	150	
			IV EVALUATION AND QUALITY	LOCAL	150	
			IX UNIQUE PROBLEMS	LOCAL	192	
			X TECHNOLOGY	LOCAL	192	
			II FACILITIES	NATIONAL	120	
			II FACILITIES	NATIONAL	161	
			IV EVALUATION AND QUALITY	NATIONAL	161	

Appendix G-4 Research Publications  
 Accepted - By Outcome and Research Type, By Funding Source/Name (Continued)

OUTCOME TYPE	RESEARCH TYPE	FUNDING SOURCE NAME	ST	SUBJECT CATEGORIES	GEOG LOCATION	DOC AC NO PT
PROBLEM ANALYSIS	SOCIO-MED.	FEDERAL		VII SOCIAL BEHAVIOR ASPECTS	REGIONAL	90
		DOI-BIA		XI RESEARCH METHODOLOGIES	REGIONAL	90
		DOL-MPR ADMIN		I PERSONNEL	STATE	201 12
		HEM		II FACILITIES	STATE	201 12
				I PERSONNEL	STATE	266
				II FACILITIES	STATE	266
				III ORGANIZATION AND ADM.	STATE	253
						266
				IV EVALUATION AND QUALITY	LOCAL	238
				VII SOCIAL BEHAVIOR ASPECTS	REGIONAL	80
						253
						119
				IX UNIQUE PROBLEMS	REGIONAL	60
				XI RESEARCH METHODOLOGIES	LOCAL	238
		HEM-ASST SECY FOR PLNG + EVLTN		IV EVALUATION AND QUALITY	NATIONAL	20 5
		HEM-H SERS + MENTAL H ADMIN		VII SOCIAL BEHAVIOR ASPECTS	NATIONAL	20 5
		HEM-PHS		VII SOCIAL BEHAVIOR ASPECTS	LOCAL	226
				II FACILITIES	STATE	138
					LOCAL	225
				IV EVALUATION AND QUALITY	NATIONAL	100
				V UTILIZATION OF SERVICES	NATIONAL	140 9
					LOCAL	137
						244
				VII SOCIAL BEHAVIOR ASPECTS	NATIONAL	3
						140 9
					STATE	239

Appendix G-4 Research Publications  
 Accepted - By Outcome and Research Type, By Funding Source/Name (Continued)

OUTCOME TYPE	RESEARCH TYPE	FUNDING SOURCE	ST	SUBJECT CATEGORIES	GEOG LOCATION	DOC EV AC ND PT
PROBLEM ANALYSIS	SOCIO-MED.	FEDERAL	HEW-PHS	VII SOCIAL BEHAVIOR ASPECTS	STATE	19
					LOCAL	129
				XI RESEARCH METHODOLOGIES	NATIONAL	137
						186
					STATE	3
					LOCAL	138
						137
						244
						225
						129
			HEW-PHS-NIH	I PERSONNEL	LOCAL	197
				III ORGANIZATION AND ADM.	LOCAL	197
				IV EVALUATION AND QUALITY	NATIONAL	159
				V UTILIZATION OF SERVICES	LOCAL	67 13
				VII SOCIAL BEHAVIOR ASPECTS	LOCAL	33 7
						67 13
				IX UNIQUE PROBLEMS	LOCAL	67 13
						33 7
				XI RESEARCH METHODOLOGIES	NATIONAL	159
			HEW-PHS-NIH-NCHSRD	I PERSONNEL	LOCAL	222
				IV EVALUATION AND QUALITY	NATIONAL	312 7
				V UTILIZATION OF SERVICES	NATIONAL	312 7
				VII SOCIAL BEHAVIOR ASPECTS	LOCAL	222
				II FACILITIES	NATIONAL	98
			HEW-PHS-NIH-NIMH	III ORGANIZATION AND ADM.	NATIONAL	98
				VI ECONOMIC/COST/FINANCING	NATIONAL	43

Appendix G-4 Research Publications  
 Accepted - By Outcome and Research Type, By Funding Source/Name (Continued)

OUTCOME TYPE	RESEARCH TYPE	TYPE	FUNDING SOURCE NAME	ST	SUBJECT CATEGORIES	GEOG LOCATION	DOC AC NO	EV PT
PROBLEM ANALYSIS	SOCIO-MED.	FEDERAL	HEM-PHS-NIH-NIMH		VII SOCIAL BEHAVIOR ASPECTS	NATIONAL	98	
			OEO		XI RESEARCH METHODOLOGIES	NATIONAL	43	
					III ORGANIZATION AND ADM.	LOCAL	69	
					VII SOCIAL BEHAVIOR ASPECTS	CAL	247	
							129	
							69	
					XI RESEARCH METHODOLOGIES	LOCAL	129	
			USDA-AES AT MI S U		II FACILITIES	LOCAL	124 1:	
					III ORGANIZATION AND ADM.	LOCAL	124 11	
					IV EVALUATION AND QUALITY	LOCAL	124 11	
					VI ECONOMIC/COST/FINANCING	LOCAL	124 11	
					IX UNIQUE PROBLEMS	LOCAL	124 11	
			USDA-AES AT MS		IV EVALUATION AND QUALITY	REGIONAL	77	
			USDA-AES AT MT S U		VII SOCIAL BEHAVIOR ASPECTS	LOCAL	33 7	
					IX UNIQUE PROBLEMS	LOCAL	33 7	
			USDA-AES AT UT S U		I PERSONNEL	STATE	230	
					IV EVALUATION AND QUALITY	STATE	230	
					XI RESEARCH METHODOLOGIES	STATE	230	
			USDA-ERS		I PERSONNEL	NATIONAL	141 4	
					III ORGANIZATION AND ADM.	NATIONAL	141 4	
					IV EVALUATION AND QUALITY	NATIONAL	259	
					V UTILIZATION OF SERVICES	NATIONAL	141 4	
							259	
					VII SOCIAL BEHAVIOR ASPECTS	REGIONAL	227 4	
			USDA-RDS		I PERSONNEL	NATIONAL	141 4	
					III ORGANIZATION AND ADM.	NATIONAL	141 4	

Appendix G-4 Research Publications  
 Accepted - By Outcome and Research Type, By Funding Source/Name (Continued)

OUTCOME TYPE	RESEARCH TYPE	FEDERAL TYPE	FUNDING SOURCES	ST	SUBJECT CATEGORIES	GEOG LOCATION	DOC AC NO	EV PT
PROBLEM ANALYSIS	SOCIO-MED.	FEDERAL	USOA-RDS	ST	V UTILIZATION OF SERVICES	NATIONAL	191	4
		REGIONAL	ARC		I PERSONNEL	REGIONAL	278	
			AREA WIDE+LOCAL PLNG FOR H ACTN INC, NY		VII SOCIAL BEHAVIOR ASPECTS	REGIONAL	278	
					I PERSONNEL	LOCAL	125	
					II FACILITIES	LOCAL	125	
					VII SOCIAL BEHAVIOR ASPECTS	LOCAL	125	
			NORTHLANDS REGIONAL MEO PROG		I PERSONNEL	LOCAL	318	
		STATE	AK		III ORGANIZATION AND ADM.	LOCAL	318	
					I PERSONNEL	STATE	268	
					II FACILITIES	STATE	268	
					III ORGANIZATION AND ADM.	STATE	268	
			CO-S BOARD FOR COMMUNITY COLS*OCCUP+EO		I PERSONNEL	STATE	35	9
			IL BOARD OF HIGHER EO		I PERSONNEL	STATE	12	12
					XI RESEARCH METHODOLOGIES	STATE	12	12
			LA REGIONAL MEO PROG		II FACILITIES	STATE	138	
					XI RESEARCH METHODOLOGIES	STATE	138	
			ME REGIONAL MEO PROG		II FACILITIES	LOCAL	126	8
					V UTILIZATION OF SERVICES	LOCAL	126	8
					VII SOCIAL BEHAVIOR ASPECTS	LOCAL	126	8
			MO		IV EVALUATION AND QUALITY	LOCAL	276	
					V UTILIZATION OF SERVICES	LOCAL	276	
			NC BOARD OF H		IX UNIQUE PROBLEMS	STATE	92	
					XI RESEARCH METHODOLOGIES	STATE	92	
			NC REGIONAL MEO PROG		II FACILITIES	LOCAL	121	
			MI		III ORGANIZATION AND ADM.	LOCAL	69	
					VII SOCIAL BEHAVIOR ASPECTS	LOCAL	69	

Appendix G-4 Research Publications  
 Accepted - By Outcome and Research Type, By Funding Source/Name (Continued)

OUTCOME TYPE	RESEARCH TYPE	STATE	FUNDING SOURCE NAME	ST	SUBJECT CATEGORIES	GEOG LOCATION	DOC AC NO	EV PT
PROBLEM ANALYSIS	SOCIO-MED.	STATE	MI DIV OF DENTAL H		II FACILITIES	LOCAL		24
		LOCAL	CLAY CON H DEPT	KY	III ORGANIZATION AND ADM. I PERSONNEL	LOCAL		24
			COMPREHENSIVE H PLNG COUNCIL OF. NN. PA		II FACILITIES	LOCAL		13
			JACKSON CON H DEPT	KY	VII SOCIAL BEHAVIOR ASPECTS	LOCAL		13
			LEE CON H DEPT	KY	II FACILITIES	LOCAL		62
			OMSLEY CON H DEPT	KY	XI-RESEARCH METHODOLOGIES	LOCAL		62
			WESTERN PA REGIONAL MED PROG		I PERSONNEL	LOCAL		13
		EDUCATIONAL	BONMAN GRAY SCHOOL OF MED, NC		II FACILITIES	LOCAL		13
			HARVARD U MED SCHOOL		VII SOCIAL BEHAVIOR ASPECTS	LOCAL		13
			KY S MED SCHOOL		I PERSONNEL	LOCAL		62
			MI S U		II FACILITIES	LOCAL		62
					VII SOCIAL BEHAVIOR ASPECTS	LOCAL		121
					II FACILITIES	NATIONAL		328
					XI RESEARCH METHODOLOGIES	NATIONAL		328
					IV EVALUATION AND QUALITY	LOCAL		152
					XI RESEARCH METHODOLOGIES	LOCAL		152
					IV EVALUATION AND QUALITY	LOCAL		49 13
					VI ECONOMIC/COST/FINANCING	LOCAL		49 13
					XI RESEARCH METHODOLOGIES	LOCAL		49 13



Appendix G-4 Research Publications  
 Accepted - By Outcome and Research Type, By Funding Source/Name (Continued)

OUTCOME TYPE	RESEARCH TYPE	FUNDING SOURCES	ST	SUBJECT CATEGORIES	GEOG LOCATION	DOC AC NO	EV PT
PROBLEM ANALYSIS	SOCIO-MED.	EDUCATIONAL	MI S U COOPERATIVES	I PERSONNEL	STATE	61	
			MS S U	II FACILITIES	STATE	61	
			MT S U	III ORGANIZATION AND ADM.	LOCAL	229	4
			NM S U	IX UNIQUE PROBLEMS	LOCAL	229	4
			NORTHWESTERN U SCHOOL OF MED	VII SOCIAL BEHAVIOR ASPECTS	LOCAL	33	7
			OH S U ES	IX UNIQUE PROBLEMS	LOCAL	33	7
				VII SOCIAL BEHAVIOR ASPECTS	LOCAL	18	2
				IV EVALUATION AND QUALITY	LOCAL	238	
				XI RESEARCH METHODOLOGIES	LOCAL	238	
				I PERSONNEL	STATE	78	
				II FACILITIES	STATE	78	
				XI RESEARCH METHODOLOGIES	STATE	78	
			U OF FL CHILDRENS BU	VII SOCIAL BEHAVIOR ASPECTS	LOCAL	247	
			U OF FL COLL OF MED	I PERSONNEL	LOCAL	311	
				XI RESEARCH METHODOLOGIES	LOCAL	311	
				IV EVALUATION AND QUALITY	LOCAL	267	
				V UTILIZATION OF SERVICES	LOCAL	267	
				X TECHNOLOGY	LOCAL	267	
			U OF FL POPULATION COUNCIL	VII SOCIAL BEHAVIOR ASPECTS	LOCAL	247	
			U OF IA	IX UNIQUE PROBLEMS	LOCAL	107	
				XI RESEARCH METHODOLOGIES	LOCAL	107	
			U OF KY	I PERSONNEL	LOCAL	13	
				II FACILITIES	LOCAL	13	
				VII SOCIAL BEHAVIOR ASPECTS	LOCAL	13	
			U OF MO	VII SOCIAL BEHAVIOR ASPECTS	NATIONAL	3	
				XI RESEARCH METHODOLOGIES	NATIONAL	3	

Appendix G-4 Research Publications  
 Accepted - By Outcome and Research Type, By Funding Source/Name (Continued)

OUTCOME TYPE	RESEARCH TYPE	FUNDING SOURCE NAME	ST	SUBJECT CATEGORIES	GEOG LOCATION	DOC AC NO	EV PT
PROBLEM ANALYSIS	SOCIO-MED.	U OF MD COLLEGE OF AGRIC		V UTILIZATION OF SERVICES	LOCAL	137	
				VII SOCIAL BEHAVIOR ASPECTS	LOCAL	137	
		U OF MD SCHOOL OF MED		XI RESEARCH METHODOLOGIES	LOCAL	137	
		MD U SCHOOL OF MED		VII SOCIAL BEHAVIOR ASPECTS	LOCAL	119	
				III ORGANIZATION AND ADM.	STATE	253	
				VII SOCIAL BEHAVIOR ASPECTS	STATE	253	
		YALE U SCHOOL OF MED		II FACILITIES	LOCAL	225	
				XI RESEARCH METHODOLOGIES	LOCAL	225	
	PRIVATE	AM CANCER SOCIETY		IX UNIQUE PROBLEMS	REGIONAL	167	
				XI RESEARCH METHODOLOGIES	REGIONAL	167	
		AVALON F, NY		III ORGANIZATION AND ADM.	STATE	263	
				XI RESEARCH METHODOLOGIES	STATE	263	
		CARNEGIE F		I PERSONNEL	LOCAL	311	
				XI RESEARCH METHODOLOGIES	LOCAL	311	
		COMMONWEALTH F		I PERSONNEL	LOCAL	311	
				XI RESEARCH METHODOLOGIES	LOCAL	311	
		EMPIRE S MED, SCIENTIFIC + EO F, NY		III ORGANIZATION AND ADM.	STATE	263	
				XI RESEARCH METHODOLOGIES	STATE	263	
		FORD F		IV EVALUATION AND QUALITY	LOCAL	49 13	
				VI ECONOMIC/COST/FINANCING	LOCAL	49 13	
				XI RESEARCH METHODOLOGIES	LOCAL	49 13	
		GUTHRIE F FOR MED RESEARCH		I PERSONNEL	REGIONAL	29	
				VII SOCIAL BEHAVIOR ASPECTS	REGIONAL	29	
		IL AGRIC ASSOC		IV EVALUATION AND QUALITY	STATE	93	
		KELLOG F, M K		III ORGANIZATION AND ADM.	STATE	30 5	
				VI ECONOMIC/COST/FINANCING	STATE	30 5	

Appendix G-4 Research Publications  
 Accepted - By Outcome and Research Type, By Funding Source/Name (Continued)

OUTCOME TYPE	RESEARCH TYPE	TYPE	FUNDING SOURCE NAME	ST	SUBJECT CATEGORIES	GEOG LOCATION	OC AC NO	EV PT
PROBLEM ANALYSIS	SOCIO-MED.	PRIVATE	MILBANK MEMORIAL F		VII SOCIAL BEHAVIOR ASPECTS	STATE	239	
			ROSENBERG F		V UTILIZATION OF SERVICES	LOCAL	130	
			SEARS ROEBUCK F		VII SOCIAL BEHAVIOR ASPECTS	LOCAL	130	
			STUDENT AMERICA MED ASSOC		VII SOCIAL BEHAVIOR ASPECTS	STATE	239	
			MI PERIODONTIC SOCIETY		I PERSONNEL	REGIONAL	270	
					VII SOCIAL BEHAVIOR ASPECTS	REGIONAL	276	
					II FACILITIES	LOCAL	24	
		OTHER			III ORGANIZATION AND ADM.	LOCAL	24	
					I PERSONNEL	STATE	136	
							67	
							223	
						LOCAL	89	
							39	
					II FACILITIES	STATE	136	
							223	
						LOCAL	20	
							69	
							39	
					III ORGANIZATION AND ADM.	NATIONAL	135	
						STATE	279	
					IV EVALUATION AND QUALITY	STATE	264	
					V UTILIZATION OF SERVICES	STATE	67	
						LOCAL	69	
					VII SOCIAL BEHAVIOR ASPECTS	REGIONAL	211	
						STATE	279	
						LOCAL	127	

Appendix G-4 Research Publications  
 Accepted - By Outcome and Research Type, By Funding Source/Name (Continued)

OUTCOME TYPE	RESEARCH TYPE	FUNDING SOURCES	ST	SUBJECT CATEGORIES	GEOG LOCATION	DOC AC NO	EV PT
PROBLEM ANALYSIS	SOCIO-MED.	OTHER		VII SOCIAL BEHAVIOR ASPECTS	LOCAL	224	
				IX UNIQUE PROBLEMS	NATIONAL	135	
				XI RESEARCH METHODOLOGIES	STATE	223	
					REGIONAL	211	
					STATE	284	
					LOCAL	91	
	RES. + DEV.	FEDERAL		IV EVALUATION AND QUALITY	LOCAL	184	6
		DOT-FEDERAL RAILROAD ADMIN		X TECHNOLOGY	LOCAL	104	6
		HEM		I PERSONNEL	REGIONAL	37	
				II FACILITIES	REGIONAL	37	
					LOCAL	70	
				III ORGANIZATION AND ADM.	STATE	184	
					LOCAL	184	
				IV EVALUATION AND QUALITY	LOCAL	70	
						162	
				VI ECONOMIC/COST/FINANCING	LOCAL	184	
				VII SOCIAL BEHAVIOR ASPECTS	STATE	169	
		HEM-H SERS + MENTAL H ADMIN		I PERSONNEL	LOCAL	266	
				II FACILITIES	LOCAL	266	
				III ORGANIZATION AND ADM.	LOCAL	66	
		HEM-PHS		I PERSONNEL	LOCAL	122	
				III ORGANIZATION AND ADM.	NATIONAL	84	
					LOCAL	385	
				IV EVALUATION AND QUALITY	LOCAL	208	
				VII SOCIAL BEHAVIOR ASPECTS	LOCAL	122	

Appendix G-4 Research Publications  
 Accepted - By Outcome and Research Type, By Funding Source/Name (Continued)

OUTCOME TYPE	RESEARCH TYPE	FUNDING SOURCE	SUBJECT CATEGORIES	GEOG LOCATION	DOC EV AC NO PT
PROBLEM ANALYSIS	RES. + DEV.	FEDERAL	IX UNIQUE PROBLEMS	LOCAL	305
		MEM-PHS	XI RESEARCH METHODOLOGIES	NATIONAL	84
		MEM-SOC + REHAB SER	III ORGANIZATION AND ADM.	LOCAL	142
			VII SOCIAL BEHAVIOR ASPECTS	LOCAL	237 1
			XI RESEARCH METHODOLOGIES	NATIONAL	57
		MEM-SRS-REHAB SERS ADMIN	IV EVALUATION AND QUALITY	STATE	97 3
		NOT OTHERWISE INDICATED	VII SOCIAL BEHAVIOR ASPECTS	STATE	97 3
			III ORGANIZATION AND ADM.	LOCAL	174
		OEO	IX UNIQUE PROBLEMS	LOCAL	174
			II FACILITIES	LOCAL	103
			III ORGANIZATION AND ADM.	STATE	169
				LOCAL	280
			VII SOCIAL BEHAVIOR ASPECTS	STATE	103
			XI RESEARCH METHODOLOGIES	STATE	169
		USDA-AES AT WA S U	I PERSONNEL	LOCAL	280
			III ORGANIZATION AND ADM.	STATE	212 13
			VI ECONOMIC/COST/FINANCING	STATE	212 13
			VII SOCIAL BEHAVIOR ASPECTS	STATE	212 13
			IX UNIQUE PROBLEMS	STATE	212 13
		USDA-ERS	I PERSONNEL	NATIONAL	202
		USOA-ES	II FACILITIES	STATE	14
			VII SOCIAL BEHAVIOR ASPECTS	STATE	14
		REGIONAL	I PERSONNEL	LOCAL	102

Appendix G-4 Research Publications  
 Accepted - By Outcome and Research Type, By Funding Source/Name (Continued)

OUTCOME TYPE	RESEARCH TYPE	FUNDING SOURCES	ST	SUBJECT CATEGORIES	GEOG LOCATION	DOC EV AC NO PT
PROBLEM ANALYSIS	RES. + DEV.	ARC		III ORGANIZATION AND ADM.	REGIONAL	6
		CO-WY REGIONAL MED PROG		XI RESEARCH METHODOLOGIES	LOCAL	192
		NORT-CAROLAS REGIONAL MED PROG		I PERSONNEL	REGIONAL	37
				II FACILITIES	REGIONAL	37
				II FACILITIES	LOCAL	184
				III ORGANIZATION AND ADM.	LOCAL	184
				VI ECONOMIC/COST/FINANCING	LOCAL	184
		IA DEPT OF P INSTRUCTION		I PERSONNEL	LOCAL	381
				II FACILITIES	LOCAL	381
				VII SOCIAL BEHAVIOR ASPECTS	LOCAL	381
		NH REGIONAL MED PROG		I PERSONNEL	LOCAL	266
				II FACILITIES	LOCAL	266
		OK REGIONAL MED PROG		II FACILITIES	REGIONAL	7
				IX UNIQUE PROBLEMS	REGIONAL	7
		WI		X TECHNOLOGY	LOCAL	174
				III ORGANIZATION AND ADM.	LOCAL	174
		HUNTINGTON COMMUNITY MENTAL H CTR	WV	IV EVALUATION AND QUALITY	LOCAL	299
				VII SOCIAL BEHAVIOR ASPECTS	LOCAL	299
		POLK CON NURSING SER	MN	II FACILITIES	LOCAL	184
				III ORGANIZATION AND ADM.	LOCAL	184
				VI ECONOMIC/COST/FINANCING	LOCAL	184
		GA COLLEGE OF MED		IV EVALUATION AND QUALITY	LOCAL	162
		OH S U		I PERSONNEL	STATE	55
				II FACILITIES	STATE	55
		U OF FL		I PERSONNEL	LOCAL	386
				III ORGANIZATION AND ADM.	LOCAL	386



Appendix G-4 Research Publications  
 Accepted - By Outcome and Research Type, By Funding Source/Name (Continued)

OUTCOME TYPE	RESEARCH TYPE	TYPE	FUNDING SOURCE NAME	ST	SUBJECT CATEGORIES	GEOG LOCATION	DOC EV AC NO PT
PROBLEM ANALYSIS	RES. + OEB	EDUCATIONAL	UNIVERSITY OF NC-CAROLINA POPULATION CENTER		II FACILITIES	LOCAL	103
		PRIVATE	FORD, F.		III ORGANIZATION AND AOM.	LOCAL	103
			GILLETTE CO, THE		III ORGANIZATION AND AOM.	STATE	169
			MILBANK MEMORIAL F		VII SOCIAL BEHAVIOR ASPECTS	STATE	169
					III ORGANIZATION AND AOM.	LOCAL	305
					IX UNIQUE PROBLEMS	LOCAL	305
					III ORGANIZATION AND AOM.	NATIONAL	84
			ROCKEFELLER, F.		XI RESEARCH METHODOLOGIES	NATIONAL	84
					III ORGANIZATION AND AOM.	STATE	169
					VII SOCIAL BEHAVIOR ASPECTS	STATE	169
			SEARS ROEBUCK F		I PERSONNEL	LOCAL	266
					II FACILITIES	LOCAL	266
			TOWNSEND FUND		IV EVALUATION AND QUALITY	LOCAL	200
		OTHER			I PERSONNEL	LOCAL	256
					II FACILITIES	LOCAL	252
					III ORGANIZATION AND AOM.	LOCAL	86 7
							304
							258
							252
					IV EVALUATION AND QUALITY	LOCAL	86 7
					X TECHNOLOGY	NATIONAL	144
RECOMMENDATION	SOCIO-MED.	FEDERAL	DOL-HPR ADMIN		VII SOCIAL BEHAVIOR ASPECTS	LOCAL	110 9
					IX UNIQUE PROBLEMS	LOCAL	110 9
			DOT HEM		II FACILITIES	STATE	257
					III ORGANIZATION AND AOM.	STATE	40 14
					V UTILIZATION OF SERVICES	STATE	40 14

Appendix G-4 Research Publications  
 Accepted - By Outcome and Research Type, By Funding Source/Name (Continued)

OUTCOME TYPE	RESEARCH TYPE	FUNDING SOURCE NAME	ST	SUBJECT CATEGORIES	GEOG LOCATION	DOC AC NO	EV PT
RECOMMENDATION	SOCIO-MED.	FEDERAL	HEH	VI ECONOMIC/COST/FINANCING	STATE	48	14
				VIII PHARMACY REL. RESEARCH	STATE	48	14
				X TECHNOLOGY	STATE	48	14
			HEM-H SERS + MENTAL H ADMIN	I PERSONNEL	STATE	298	
				III ORGANIZATION AND ADM.	NATIONAL	292	9
				VII SOCIAL BEHAVIOR ASPECTS	NATIONAL	292	9
					STATE	298	
			HEM-OFCE OF THE SECY	I PERSONNEL	NATIONAL	94	9
				IV EVALUATION AND QUALITY	NATIONAL	94	9
				VII SOCIAL BEHAVIOR ASPECTS	NATIONAL	94	9
			HEM-PHS	I PERSONNEL	STATE	132	5
				II FACILITIES	STATE	257	
			HEM-PHS-CTR FOR DIS CONT	III ORGANIZATION AND ADM.	NATIONAL	188	
				XI RESEARCH METHODOLOGIES	NATIONAL	188	
			HUO	III ORGANIZATION AND ADM.	STATE	251	2
				IV EVALUATION AND QUALITY	STATE	251	2
			OEO-PROG PLANNING + EVLTN OIV	VI ECONOMIC/COST/FINANCING	LOCAL	178	4
				IX UNIQUE PROBLEMS	LOCAL	178	4
			TN VALLEY AUTHORITY	V UTILIZATION OF SERVICES	NATIONAL	56	
				VI ECONOMIC/COST/FINANCING	NATIONAL	56	
				III ORGANIZATION AND ADM.	REGIONAL	1	
						23	
				IV EVALUATION AND QUALITY	REGIONAL	1	
						23	
		REGIONAL	MOUNTAIN STATES REGIONAL MED PROG	I PERSONNEL	REGIONAL	58	
				IV EVALUATION AND QUALITY	REGIONAL	58	





Appendix G Research Publications  
 Accepted - By Outcome and Research Type, By Funding Source/Name (Continued)

OUTCOME TYPE	RESEARCH TYPE	FUNDING SOURCE NAME	ST	SUBJECT CATEGORIES	GEOG LOCATION	DOC EV AC NO PT
RECOMMENDATION	SOCIO-MED.	WESTERN INTERSTATE COMMSN FOR HIGHER ED	REGIONAL	VII SOCIAL BEHAVIOR ASPECTS	REGIONAL	172
		HI DEPT OF H	STATE	II FACILITIES	STATE	147 6
		MO COMPREHENSIVE H PLNG GROUP		V UTILIZATION OF SERVICES	STATE	147 6
		ME REGIONAL MED PROG-RES+EVLTN SER		I PERSONNEL	STATE	139 10
		NY DEPT OF ED		II FACILITIES	STATE	139 10
		OK AG RESEARCH + DEV CTR		III ORGANIZATION AND AOM.	STATE	139 10
		OR S COMPREHENSIVE H PLAN		II-FACILITIES	STATE	308 7
				IV EVALUATION AND QUALITY	STATE	308 7
				I PERSONNEL	STATE	208 6
				V UTILIZATION OF SERVICES	STATE	208 6
				V UTILIZATION OF SERVICES	LOCAL	201 7
				VII SOCIAL BEHAVIOR ASPECTS	LOCAL	201 7
				III ORGANIZATION AND AOM.	STATE	48 14
				V UTILIZATION OF SERVICES	STATE	48 14
				VI ECONOMIC/COST/FINANCING	STATE	48 14
				VIII PHARMACY RELA. RESEARCH	STATE	46 14
				X TECHNOLOGY	STATE	48 14
		PA DEPT OF ED		I PERSONNEL	STATE	293 13
		UT REGIONAL CHILDO SER		II FACILITIES	LOCAL	231 5
				XI RESEARCH METHODOLOGIES	LOCAL	231 5
		WA GOVERNERS TASK FORCE ON R AFFAIRS		IV EVALUATION AND QUALITY	STATE	258 1
				IX UNIQUE PROBLEMS	STATE	258 1
	PRIVATE	AMA-R EMERGENCY MED SERS PLAN		II FACILITIES	NATIONAL	16
		RAND CORPORATION, THE		III ORGANIZATION AND AOM.	NATIONAL	16
		MV LEAGUE FOR NURSING		I PERSONNEL	STATE	298 11
				I PERSONNEL	STATE	199 6

Appendix G-4 Research Publications  
 Accepted - By Outcome and Research Type, By Funding Source/Name (Continued)

OUTCOME TYPE	RESEARCH TYPE	TYPE	FUNDING SOURCES	ST	SUBJECT CATEGORIES	GEOG LOCATION	DOC AC NO	EV PT
RECOMMENDATION	SOCIO-MED.	PRIVATE	WV LEAGUE FOR NURSING		II FACILITIES	STATE	199	6
			WV NURSES ASSOCIATION		I PERSONNEL	STATE	199	6
		OTHER			II FACILITIES	STATE	199	6
					I PERSONNEL	NATIONAL	63	
						STATE	200	
						STATE	41	
						LOCAL	10	
					II FACILITIES		217	
					III ORGANIZATION AND AOM.	STATE	41	
					IV EVALUATION AND QUALITY	NATIONAL	63	
						STATE	41	
							260	
						LOCAL	136	
					V UTILIZATION OF SERVICES	NATIONAL	63	
						STATE	200	
					VI ECONOMIC/COST/FINANCING	LOCAL	217	
					VIII PHARMACY REL. RESEARCH	LOCAL	136	
					XI RESEARCH METHODOLOGIES	LOCAL	10	
	RES. + DEV.	FEDERAL	DOT		II FACILITIES	STATE	05	
			DOT-FEDERAL HIGHWAY ADMIN		IV EVALUATION AND QUALITY	STATE	05	
			DOT-NHTSA		II FACILITIES	LOCAL	145	6
					IV EVALUATION AND QUALITY	LOCAL	145	6
					II FACILITIES	STATE	11	
						LOCAL	52	15

Appendix G-4 Research Publications  
 Accepted - By Outcome and Research Type, By Funding Source/Name (Continued)

OUTCOME TYPE	RESEARCH TYPE	FUNDING SOURCE	SUBJECT CATEGORIES	GEOG LOCATION	OCC AC NO	EV PT
RECOMMENDATION	RES. + DEV.	FEDERAL	DOT-NHTSA	LOCAL	53	53
			II FACILITIES	STATE	11	11
			III ORGANIZATION AND ADM.	STATE	11	11
			IV EVALUATION AND QUALITY	LOCAL	52	15
			VI ECONOMIC/COST/FINANCING	STATE	53	53
		HEW	I-PERSONNEL	NATIONAL	105	105
			III ORGANIZATION AND ADM.	NATIONAL	83	83
			XI RESEARCH METHODOLOGIES	NATIONAL	105	105
		HEW-H SERS. + MENTAL H. ADMIN.	II FACILITIES	LOCAL	291	291
			III ORGANIZATION AND ADM.	LOCAL	173	173
			IV EVALUATION AND QUALITY	LOCAL	173	173
		HEW-DE-0 IV OF COMPENSATORY ED	IV EVALUATION AND QUALITY	LOCAL	316	-2
		HEW-PHS	IX UNIQUE PROBLEMS	LOCAL	316	-2
			III ORGANIZATION AND ADM.	LOCAL	109	109
			VII SOCIAL BEHAVIOR ASPECTS	LOCAL	109	109
			X TECHNOLOGY	LOCAL	17	17
		HEW-PHS-ADA-MHA-MENTAL H	III ORGANIZATION AND ADM.	NATIONAL	95	13
			IV EVALUATION AND QUALITY	NATIONAL	95	13
		HEW-PHS-HRA-BU OF H SERS RES	II FACILITIES	STATE	72	17
			III ORGANIZATION AND ADM.	STATE	72	17
		HEW-PHS-NIH	II FACILITIES	REGIONAL	294	294
			III ORGANIZATION AND ADM.	STATE	11	11
			III ORGANIZATION AND ADM.	REGIONAL	294	294
				STATE	11	11

Appendix G-4 Research Publications  
 Accepted - By Outcome and Research Type, By Funding Source/Name (Continued)

OUTCOME TYPE	RESEARCH TYPE	FUNDING SOURCE NAME	ST	SUBJECT CATEGORIES	GEOG LOCATION	DOC AC NO	EV PT
RECOMMENDATION	RES. + DEV.	FEDERAL		IV EVALUATION AND QUALITY	STATE	11	
		MEM-PHS-NIH		VI ECONOMIC/COST/FINANCING	STATE	11	
				X TECHNOLOGY	REGIONAL	294	
		MEM-PHS-NIH-NCHSRD		I PERSONNEL	STATE	155	6
				II FACILITIES	LOCAL	245	11
				III ORGANIZATION AND ADM.	NATIONAL	38	
				IV EVALUATION AND QUALITY	LOCAL	245	11
				VI ECONOMIC/COST/FINANCING	NATIONAL	36	
				VII SOCIAL BEHAVIOR ASPECTS	STATE	155	6
		MEM-SOC + REHAB SER		II FACILITIES	LOCAL	198	5
		MEM-SRS		IV EVALUATION AND QUALITY	STATE	59	10
				IX UNIQUE PROBLEMS	STATE	59	10
				X TECHNOLOGY	STATE	59	10
		DEQ		II FACILITIES	LOCAL	264	
				III ORGANIZATION AND ADM.	NATIONAL	116	
					LOCAL	264	
				VII SOCIAL BEHAVIOR ASPECTS	NATIONAL	186	
		USDA-AES AT OR S U		I PERSONNEL	REGIONAL	9	
				II FACILITIES	REGIONAL	9	
				IV EVALUATION AND QUALITY	REGIONAL	9	
				IX UNIQUE PROBLEMS	REGIONAL	9	
		REGIONAL		I PERSONNEL	REGIONAL	235	
				VII SOCIAL BEHAVIOR ASPECTS	REGIONAL	235	
		STATE		II FACILITIES	STATE	11	
				III ORGANIZATION AND ADM.	STATE	11	
				IV EVALUATION AND QUALITY	STATE	11	

Appendix G-4 Research Publications  
 Accepted - By Outcome and Research Type, By Funding Source/Name (Continued)

OUTCOME TYPE	RESEARCH TYPE	FUNDING SOURCE	ST	SUBJECT CATEGORIES	GEOG LOCATION	OCC AC NO	EV PT
RECOMMENDATION	RES. + DEV. STATE	IL		VI ECONOMIC/COST/FINANCING	STATE	11	
		MO		II FACILITIES	STATE	85	
		NC REGIONAL MED PROG		IV EVALUATION AND QUALITY	STATE	85	
				II FACILITIES	LOCAL	166	
		PA		VII SOCIAL BEHAVIOR ASPECTS	LOCAL	166	
				III ORGANIZATION AND ADM.	STATE	45	
				IV EVALUATION AND QUALITY	STATE	45	
	EDUCATIONAL	FL S U SCHOOL OF SOCIAL WORK		II FACILITIES	LOCAL	216	
		U OF IA		IV EVALUATION AND QUALITY	LOCAL	216	
		U OF MO		VII SOCIAL BEHAVIOR ASPECTS	LOCAL	216	
				I PERSONNEL	STATE	214	8
				II FACILITIES	STATE	214	8
				II FACILITIES	LOCAL	196	
		U OF WV SCHOOL OF MED		I PERSONNEL	NATIONAL	185	
				III ORGANIZATION AND ACH.	NATIONAL	185	
	OTHER			I PERSONNEL	STATE	221	
				II FACILITIES	LOCAL	123	
				II FACILITIES	NATIONAL	388	
				III ORGANIZATION AND ACH.	NATIONAL	240	
				III ORGANIZATION AND ACH.	NATIONAL	319	
						388	
						248	
				IV EVALUATION AND QUALITY	STATE	164	
				IV EVALUATION AND QUALITY	STATE	163	
						221	
					LOCAL	123	





**APPENDIX G-5**

**RESEARCH PUBLICATIONS ACCEPTED -  
BY GEOGRAPHIC AREA, BY SUBJECT CATEGORY**

0434

APPENDIX G-5 RESEARCH PUBLICATIONS  
ACCEPTED - BY GEOGRAPHIC AREA, BY SUBJECT CATEGORY

GEOG LOCATION	SUBJECT CATEGORIES	DOC AC NO	EV PT	OUTCOME TYPE	RESEARCH TYPE		
NATIONAL	I PERSONNEL	15		FACT DESCRIPTION	SOCIO-MEO.		
		40		FACT DESCRIPTION	SOCIO-MEO.		
		47		FACT DESCRIPTION	SOCIO-MEO.		
		63		RECOMMENDATION	SOCIO-MEO.		
		82		FACT DESCRIPTION	SOCIO-MEO.		
		94	9	RECOMMENDATION	SOCIO-MEO.		
		105		RECOMMENDATION	RES. + OEV.		
		131		FACT DESCRIPTION	SOCIO-MEO.		
		141	4	PROBLEM ANALYSIS	SOCIO-MEO.		
		175		OTHER	SOCIO-MEO.		
		187		OTHER	SOCIO-MEO.		
		202		PROBLEM ANALYSIS	RES. + OEV.		
		241		OTHER	SOCIO-MEO.		
			II FACILITIES	277		FACT DESCRIPTION	SOCIO-MEO.
				15		FACT DESCRIPTION	SOCIO-MEO.
				16		RECOMMENDATION	SOCIO-MEO.
				98		PROBLEM ANALYSIS	SOCIO-MEO.
120				OTHER	RES. + OEV.		
123				OTHER	SOCIO-MEO.		
131				FACT DESCRIPTION	SOCIO-MEO.		
146				FACT DESCRIPTION	SOCIO-MEO.		
157				OTHER	SOCIO-MEO.		
160				OTHER	SOCIO-MEO.		
161		OTHER	RES. + OEV.				
165		OTHER	SOCIO-MEO.				
175		OTHER	SOCIO-MEO.				



Appendix G-5 Research Publications  
Accepted - By Geographic Area, By Subject Category (Continued)

GEOG LOCATION	SUBJECT CATEGORIES	OOC AC NO	EV PT	OUTCOME TYPE	RESEARCH TYPE
NATIONAL	II. FACILITIES	203		OTHER	SOCIO-MED.
		240		RECOMMENDATION	RES. + DEV.
		241		OTHER	SOCIO-MED.
		277		FACT DESCRIPTION	SOCIO-MED.
		300		RECOMMENDATION	RES. + DEV.
		314		OTHER	SOCIO-MED.
	III. ORGANIZATION AND ADM.	15		FACT DESCRIPTION	SOCIO-MED.
		16		RECOMMENDATION	SOCIO-MED.
		30		RECOMMENDATION	RES. + DEV.
		42		OTHER	SOCIO-MED.
		83		RECOMMENDATION	RES. + DEV.
		84		PROBLEM ANALYSIS	RES. + DEV.
		95	13	RECOMMENDATION	RES. + DEV.
		98		PROBLEM ANALYSIS	SOCIO-MED.
		105		RECOMMENDATION	RES. + DEV.
	106		RECOMMENDATION	RES. + DEV.	
	135		PROBLEM ANALYSIS	SOCIO-MED.	
	141	4	PROBLEM ANALYSIS	SOCIO-MED.	
	149		OTHER	SOCIO-MED.	
	165		OTHER	SOCIO-MED.	
	175		OTHER	SOCIO-MED.	
	189		RECOMMENDATION	SOCIO-MED.	
	240		RECOMMENDATION	RES. + DEV.	
	262		OTHER	SOCIO-MED.	
	272		OTHER	RES. + DEV.	
	274		OTHER	SOCIO-MED.	

Appendix G-5 Research Publications  
 Accepted - By Geographic Area, By Subject Category (Continued)

Geographic Location	Subject Categories	DOC AC NO	EV PT	Outcome Type	Research Type
NATIONAL	III ORGANIZATION AND ADM.	292	9	RECOMMENDATION	SOCIO-MED.
		308		RECOMMENDATION	RES. + DEV.
		319		RECOMMENDATION	RES. + DEV.
	IV EVALUATION AND QUALITY	20	5	PROBLEM ANALYSIS	SOCIO-MED.
		63		RECOMMENDATION	SOCIO-MED.
		82		FACT DESCRIPTION	SOCIO-MED.
		94	9	RECOMMENDATION	SOCIO-MED.
		95	13	RECOMMENDATION	RES. + DEV.
		108		PROBLEM ANALYSIS	SOCIO-MED.
		149		OTHER	SOCIO-MED.
		159		PROBLEM ANALYSIS	SOCIO-MED.
		161		OTHER	RES. + DEV.
		175		OTHER	SOCIO-MED.
V UTILIZATION OF SERVICES	186		FACT DESCRIPTION	RES. + DEV.	
	203		OTHER	SOCIO-MED.	
	259		PROBLEM ANALYSIS	SOCIO-MED.	
	312	7	PROBLEM ANALYSIS	SOCIO-MED.	
	15		FACT DESCRIPTION	SOCIO-MED.	
	56		RECOMMENDATION	SOCIO-MED.	
	63		RECOMMENDATION	SOCIO-MED.	
	113		FACT DESCRIPTION	SOCIO-MED.	
	140	9	PROBLEM ANALYSIS	SOCIO-MED.	
	141	4	PROBLEM ANALYSIS	SOCIO-MED.	
	175		OTHER	SOCIO-MED.	
	259		PROBLEM ANALYSIS	SOCIO-MED.	
262		OTHER	SOCIO-MED.		

Appendix G-5 Research Publications  
 Accepted - By Geographic Area, By Subject Category (Continued)

GEOG LOCATION	SUBJECT CATEGORIES	DOC AC NO	EV PT	OUTCOME TYPE	RESEARCH TYPE
NATIONAL	V UTILIZATION OF SERVICES	312	7	PROBLEM ANALYSIS	SOCIO-MED.
	VI ECONOMIC/COST/FINANCING	38		RECOMMENDATION	RES. + DEV.
		40		FACT DESCRIPTION	SOCIO-MED.
		42		OTHER	SOCIO-MED.
		43		PROBLEM ANALYSIS	SOCIO-MED.
		56		RECOMMENDATION	SOCIO-MED.
		232		OTHER	SOCIO-MED.
		240		RECOMMENDATION	RES. + DEV.
		319		RECOMMENDATION	RES. + DEV.
	VII SOCIAL BEHAVIOR ASPECTS	3		PROBLEM ANALYSIS	SOCIO-MED.
		20	5	PROBLEM ANALYSIS	SOCIO-MED.
		57		PROBLEM ANALYSIS	RES. + DEV.
		94	9	RECOMMENDATION	SOCIO-MED.
		98		PROBLEM ANALYSIS	SOCIO-MED.
		106		RECOMMENDATION	RES. + DEV.
		113		FACT DESCRIPTION	SOCIO-MED.
		140	9	PROBLEM ANALYSIS	SOCIO-MED.
		175		OTHER	SOCIO-MED.
		186		FACT DESCRIPTION	RES. + DEV.
		233		FACT DESCRIPTION	SOCIO-MED.
		262		OTHER	SOCIO-MED.
		272		OTHER	RES. + DEV.
		274		OTHER	SOCIO-MED.
		277		FACT DESCRIPTION	SOCIO-MED.
		287		FACT DESCRIPTION	SOCIO-MED.
		292	9	RECOMMENDATION	SOCIO-MED.

Appendix G-5 Research Publications  
 Accepted - By Geographic Area, By Subject Category (Continued)

GEOG LOCATION	SUBJECT CATEGORIES	DOC AC NO	EV PT	OUTCOME TYPE	RESEARCH TYPE
NATIONAL	VII SOCIAL BEHAVIOR ASPECTS	320		PROBLEM ANALYSIS	SOCIO-MEO.
	VIII PHARMACY RELA. RESEARCH	60		FACT DESCRIPTION	SOCIO-MEO.
	IX UNIQUE PROBLEMS	40		FACT DESCRIPTION	SOCIO-MEO.
		60		FACT DESCRIPTION	SOCIO-MEO.
		128		OTHER	SOCIO-MEO.
		135		PROBLEM ANALYSIS	SOCIO-MEO.
		157		OTHER	SOCIO-MEO.
		168		OTHER	SOCIO-MEO.
		187		OTHER	SOCIO-MEO.
		287		FACT DESCRIPTION	SOCIO-MEO.
	X TECHNOLOGY	144		PROBLEM ANALYSIS	RES. + DEV.
		160		OTHER	SOCIO-MEO.
	XI RESEARCH METHODOLOGIES	3		PROBLEM ANALYSIS	SOCIO-MEO.
		43		PROBLEM ANALYSIS	SOCIO-MEO.
		57		PROBLEM ANALYSIS	RES. + DEV.
		83		RECOMMENDATION	RES. + DEV.
		84		PROBLEM ANALYSIS	RES. + DEV.
		108		PROBLEM ANALYSIS	SOCIO-MEO.
		159		PROBLEM ANALYSIS	SOCIO-MEO.
		168		OTHER	SOCIO-MEO.
		188		RECOMMENDATION	SOCIO-MEO.
		287		FACT DESCRIPTION	SOCIO-MEO.
REGIONAL	I PERSONNEL	328		PROBLEM ANALYSIS	SOCIO-MEO.
		4		FACT DESCRIPTION	SOCIO-MEO.
		9		RECOMMENDATION	RES. + DEV.
		29		PROBLEM ANALYSIS	SOCIO-MEO.

Appendix G-5 Research Publications  
 Accepted - By Geographic Area, By Subject Category (Continued)

ERIC LOCATION	SUBJECT CATEGORIES	00C AC NO.	EV PT.	OUTCOME TYPE	RESEARCH TYPE
REGIONAL	I PERSONNEL	37		PROBLEM ANALYSIS	RES. + DEV.
		50		RECOMMENDATION	SOCIO-MEO.
		101		OTHER	SOCIO-MEO.
		219		OTHER	SOCIO-MEO.
		235		RECOMMENDATION	RES. + DEV.
		242		OTHER	RES. + DEV.
		278		PROBLEM ANALYSIS	SOCIO-MEO.
		297		OTHER	SOCIO-MEO.
		303		FACT DESCRIPTION	SOCIO-MEO.
		317		FACT DESCRIPTION	RES. + DEV.
	II FACILITIES	7		PROBLEM ANALYSIS	RES. + DEV.
		9		RECOMMENDATION	RES. + DEV.
		37		PROBLEM ANALYSIS	RES. + DEV.
		64		FACT DESCRIPTION	SOCIO-MEO.
		193		OTHER	SOCIO-MEO.
		194		OTHER	SOCIO-MEO.
		294		RECOMMENDATION	RES. + DEV.
		297		OTHER	SOCIO-MEO.
		303		FACT DESCRIPTION	SOCIO-MEO.
	III ORGANIZATION AND ADM.	1		RECOMMENDATION	SOCIO-MEO.
		6		PROBLEM ANALYSIS	RES. + DEV.
		23		RECOMMENDATION	SOCIO-MEO.
		64		FACT DESCRIPTION	SOCIO-MEO.
		101		OTHER	SOCIO-MEO.
		183		FACT DESCRIPTION	SOCIO-MEO.
		242		OTHER	RES. + DEV.

Appendix G-5 Research Publications  
 Accepted - By Geographic Area, By Subject Category (Continued)

GEOC LOCATION	SUBJECT CATEGORIES	DOC AC NO	EV PT	OUTCOME TYPE	RESEARCH TYPE
REGIONAL	III ORGANIZATION AND ADM.	294		RECOMMENDATION	RES. + DEV.
		296		FACT DESCRIPTION	RES. + DEV.
		317		FACT DESCRIPTION	RES. + DEV.
	IV EVALUATION AND QUALITY	1		RECOMMENDATION	SOCIO-MED.
		9		RECOMMENDATION	RES. + DEV.
		23		RECOMMENDATION	SOCIO-MED.
		50		RECOMMENDATION	SOCIO-MED.
		77		PROBLEM ANALYSIS	SOCIO-MED.
		96		FACT DESCRIPTION	SOCIO-MED.
		249		FACT DESCRIPTION	SOCIO-MED.
	V UTILIZATION OF SERVICES	181		FACT DESCRIPTION	SOCIO-MED.
	VI ECONOMIC/COST/FINANCING	219		OTHER	SOCIO-MED.
	VII SOCIAL BEHAVIOR ASPECTS	29		PROBLEM ANALYSIS	SOCIO-MED.
		80		PROBLEM ANALYSIS	SOCIO-MED.
		90		PROBLEM ANALYSIS	SOCIO-MED.
		100		FACT DESCRIPTION	SOCIO-MED.
		172		RECOMMENDATION	SOCIO-MED.
		211		PROBLEM ANALYSIS	SOCIO-MED.
		227	4	PROBLEM ANALYSIS	SOCIO-MED.
		235		RECOMMENDATION	RES. + DEV.
		276		PROBLEM ANALYSIS	SOCIO-MED.
	IX UNIQUE PROBLEMS	9		RECOMMENDATION	RES. + DEV.
		80		PROBLEM ANALYSIS	SOCIO-MED.
		167		PROBLEM ANALYSIS	SOCIO-MED.
		183		FACT DESCRIPTION	SOCIO-MED.
		249		FACT DESCRIPTION	SOCIO-MED.

Appendix G-5 Research Publications  
Accepted - By Geographic Area, By Subject Category (Continued)

GEOG LOCATION	SUBJECT CATEGORIES	DOC AC NO	EV PT	OUTCOME TYPE	RESEARCH TYPE
REGIONAL	X TECHNOLOGY	7		PROBLEM ANALYSIS	RES. + DEV.
		294		RECOMMENDATION	RES. + DEV.
	XI RESEARCH METHODOLOGIES	90		PROBLEM ANALYSIS	SOCIO-MED.
		96		FACT DESCRIPTION	SOCIO-MED.
		167		PROBLEM ANALYSIS	SOCIO-MED.
		181		FACT DESCRIPTION	SOCIO-MED.
		211		PROBLEM ANALYSIS	SOCIO-MED.
STATE	I PERSONNEL	296		FACT DESCRIPTION	RES. + DEV.
		0		FACT DESCRIPTION	SOCIO-MED.
		12	12	PROBLEM ANALYSIS	SOCIO-MED.
		35	9	PROBLEM ANALYSIS	SOCIO-MED.
		41		RECOMMENDATION	SOCIO-MED.
		51		OTHER	SOCIO-MED.
		55		PROBLEM ANALYSIS	RES. + DEV.
		50		FACT DESCRIPTION	SOCIO-MED.
		61		PROBLEM ANALYSIS	SOCIO-MED.
		60		FACT DESCRIPTION	SOCIO-MED.
		70		PROBLEM ANALYSIS	SOCIO-MED.
		79		FACT DESCRIPTION	SOCIO-MED.
		07		PROBLEM ANALYSIS	SOCIO-MED.
		112		FACT DESCRIPTION	SOCIO-MED.
		132	5	RECOMMENDATION	SOCIO-MED.
		133		FACT DESCRIPTION	SOCIO-MED.
		136		PROBLEM ANALYSIS	SOCIO-MED.
		139	10	RECOMMENDATION	SOCIO-MED.
		154		OTHER	SOCIO-MED.

Appendix G-5 Research Publications  
 Accepted - By Geographic Area, By Subject Category (Continued)

GEOG LOCATION	SUBJECT CATEGORIES	DOC AC NO	EV PT	OUTCOME TYPE	RESEARCH TYPE
STATE	I PERSONNEL	155	0	RECOMMENDATION	RES. + DEV.
		171		OTHER	SOCIO-MED.
		189		FACT DESCRIPTION	SOCIO-MED.
		199	6	RECOMMENDATION	SOCIO-MED.
		200	6	RECOMMENDATION	SOCIO-MED.
		201	12	PROBLEM ANALYSIS	SOCIO-MED.
		212	13	PROBLEM ANALYSIS	RES. + DEV.
		214	0	RECOMMENDATION	RES. + DEV.
		218		FACT DESCRIPTION	SOCIO-MED.
		221		RECOMMENDATION	RES. + DEV.
		223		PROBLEM ANALYSIS	SOCIO-MED.
		230		PROBLEM ANALYSIS	SOCIO-MED.
		243		OTHER	RES. + DEV.
		246		FACT DESCRIPTION	SOCIO-MED.
		260		RECOMMENDATION	SOCIO-MED.
		268		PROBLEM ANALYSIS	SOCIO-MED.
		270		FACT DESCRIPTION	SOCIO-MED.
		288		RECOMMENDATION	SOCIO-MED.
		289		FACT DESCRIPTION	SOCIO-MED.
		290	11	RECOMMENDATION	SOCIO-MED.
		293	13	RECOMMENDATION	SOCIO-MED.
		298		RECOMMENDATION	SOCIO-MED.
	II FACILITIES	302		FACT DESCRIPTION	SOCIO-MED.
		11		RECOMMENDATION	RES. + DEV.
		14		PROBLEM ANALYSIS	RES. + DEV.
		41		RECOMMENDATION	SOCIO-MED.

0443



Appendix G-5 Research Publications  
 Accepted - By Geographic Area, By Subject Category (Continued)

GEOG LOCATION	SUBJECT CATEGORIES	DOC AC. NO.	EV PT	OUTCOME TYPE	RESEARCH TYPE
STATE	II. FACILITIES	44		OTHER	SOCIO-MED.
		55		PROBLEM ANALYSIS	RES. + DEV.
		61		PROBLEM ANALYSIS	SOCIO-MED.
		72	17	RECOMMENDATION	RES. + DEV.
		79		PROBLEM ANALYSIS	SOCIO-MED.
		85		RECOMMENDATION	RES. + DEV.
		116		OTHER	SOCIO-MED.
		136		PROBLEM ANALYSIS	SOCIO-MED.
		138		PROBLEM ANALYSIS	SOCIO-MED.
		139	18	RECOMMENDATION	SOCIO-MED.
		147	6	RECOMMENDATION	SOCIO-MED.
		154		OTHER	SOCIO-MED.
		158		OTHER	SOCIO-MED.
		171		OTHER	SOCIO-MED.
		185		FACT DESCRIPTION	SOCIO-MED.
		199	6	RECOMMENDATION	SOCIO-MED.
		201	12	PROBLEM ANALYSIS	SOCIO-MED.
		209		OTHER	SOCIO-MED.
		214	8	RECOMMENDATION	RES. + DEV.
		223		PROBLEM ANALYSIS	SOCIO-MED.
		257		RECOMMENDATION	SOCIO-MED.
		268		PROBLEM ANALYSIS	SOCIO-MED.
		282		OTHER	SOCIO-MED.
		283		OTHER	SOCIO-MED.
		310	7	RECOMMENDATION	SOCIO-MED.
	III ORGANIZATION AND ADM.	11		RECOMMENDATION	RES. + DEV.

Appendix G-5 Research Publications  
 Accepted - By Geographic Area, By Subject Category (Continued)

GEOG LOCATION	SUBJECT CATEGORIES	DOC AC NO	EV PT	OUTCOME TYPE	RESEARCH TYPE
STATE	III ORGANIZATION AND ADM.	27		OTHER	RES. + DEV.
		30	5	PROBLEM ANALYSIS	SOCIO-MED.
		41		RECOMMENDATION	SOCIO-MED.
		44		OTHER	SOCIO-MED.
		45		RECOMMENDATION	RES. + DEV.
		46	14	RECOMMENDATION	SOCIO-MED.
		72	17	RECOMMENDATION	RES. + DEV.
		139	16	RECOMMENDATION	SOCIO-MED.
		164		RECOMMENDATION	RES. + DEV.
		169		PROBLEM ANALYSIS	RES. + DEV.
		185	1	FACT DESCRIPTION	SOCIO-MED.
		212	13	PROBLEM ANALYSIS	RES. + DEV.
		243		OTHER	RES. + DEV.
		251	2	RECOMMENDATION	SOCIO-MED.
		253		PROBLEM ANALYSIS	SOCIO-MED.
		263		PROBLEM ANALYSIS	SOCIO-MED.
		268		PROBLEM ANALYSIS	SOCIO-MED.
		270		FACT DESCRIPTION	SOCIO-MED.
		279		PROBLEM ANALYSIS	SOCIO-MED.
	IV EVALUATION AND QUALITY	11		RECOMMENDATION	RES. + DEV.
		27		OTHER	RES. + DEV.
		41		RECOMMENDATION	SOCIO-MED.
		45		RECOMMENDATION	RES. + DEV.
		58		FACT DESCRIPTION	SOCIO-MED.
		59	10	RECOMMENDATION	RES. + DEV.
		65		RECOMMENDATION	RES. + DEV.

Appendix G-5 Research Publications  
 Accepted - By Geographic Area, By Subject Category (Continued)

GEOG LOCATION	SUBJECT CATEGORIES	OC AC NO	EV PT	OUTCOME TYPE	RESEARCH TYPE
STATE	IV EVALUATION AND QUALITY	93		PROBLEM ANALYSIS	SOCIO-MEO.
		97	3	PROBLEM ANALYSIS	RES. + DEV.
		158		OTHER	SOCIO-MEO.
		163		RECOMMENDATION	RES. + DEV.
		209		OTHER	SOCIO-MEO.
		281		RECOMMENDATION	RES. + DEV.
		230		PROBLEM ANALYSIS	SOCIO-MEO.
		235		OTHER	SOCIO-MEO.
		250	1	RECOMMENDATION	SOCIO-MEO.
		251	2	RECOMMENDATION	SOCIO-MEO.
		260		RECOMMENDATION	SOCIO-MEO.
		284		PROBLEM ANALYSIS	SOCIO-MEO.
		310	7	RECOMMENDATION	SOCIO-MEO.
	V UTILIZATION OF SERVICES	302		FACT DESCRIPTION	SOCIO-MEO.
		36		FACT DESCRIPTION	SOCIO-MEO.
		48	14	RECOMMENDATION	SOCIO-MEO.
		87		PROBLEM ANALYSIS	SOCIO-MEO.
		147	6	RECOMMENDATION	SOCIO-MEO.
		156		FACT DESCRIPTION	SOCIO-MEO.
		179		OTHER	SOCIO-MEO.
		180		OTHER	SOCIO-MEO.
		200	6	RECOMMENDATION	SOCIO-MEO.
		205		OTHER	SOCIO-MEO.
		288		RECOMMENDATION	SOCIO-MEO.
	VI ECONOMIC/COST/FINANCING	11		RECOMMENDATION	RES. + DEV.
		30	5	PROBLEM ANALYSIS	SOCIO-MEO.

Appendix G-5 Research Publications  
 Accepted - By Geographic Area, By Subject Category (Continued)

GEOG LOCATION	SUBJECT CATEGORIES	DOC AC NO	EV PT	OUTCOME TYPE	RESEARCH TYPE
STATE	VI ECONOMIC/COST/FINANCING	48	14	RECOMMENDATION	SOCIO-MED.
		163		RECOMMENDATION	RES. + DEV.
		212	13	PROBLEM ANALYSIS	RES. + DEV.
		234		OTHER	SOCIO-MED.
	VII SOCIAL BEHAVIOR ASPECTS	14		PROBLEM ANALYSIS	RES. + DEV.
		19		PROBLEM ANALYSIS	SOCIO-MED.
		97	3	PROBLEM ANALYSIS	RES. + DEV.
		116		OTHER	SOCIO-MED.
		155	6	RECOMMENDATION	RES. + DEV.
		169		PROBLEM ANALYSIS	RES. + DEV.
		212	13	PROBLEM ANALYSIS	RES. + DEV.
		239		PROBLEM ANALYSIS	SOCIO-MED.
		253		PROBLEM ANALYSIS	SOCIO-MED.
		279		PROBLEM ANALYSIS	SOCIO-MED.
		298		RECOMMENDATION	SOCIO-MED.
		313		FACT DESCRIPTION	RES. + DEV.
	VIII PHARMACY REL. RESEARCH	46	14	RECOMMENDATION	SOCIO-MED.
	IX UNIQUE PROBLEMS	36		FACT DESCRIPTION	SOCIO-MED.
		59	10	RECOMMENDATION	RES. + DEV.
		74		FACT DESCRIPTION	SOCIO-MED.
		92		PROBLEM ANALYSIS	SOCIO-MED.
		116		OTHER	SOCIO-MED.
		156		FACT DESCRIPTION	SOCIO-MED.
		179		OTHER	SOCIO-MED.
		160		OTHER	SOCIO-MED.
		205		OTHER	SOCIO-MED.

Appendix G-5 Research Publications  
 Accepted - By Geographic Area, By Subject Category (Continued)

GEOG LOCATION	SUBJECT CATEGORIES	DOC AC NO	EV PT	OUTCOME TYPE	RESEARCH TYPE
STATE	IX UNIQUE PROBLEMS	212	13	PROBLEM ANALYSIS	RES. + DEV.
		223		PROBLEM ANALYSIS	SOCIO-MED.
		250	1	RECOMMENDATION	SOCIO-MED.
		282		OTHER	SOCIO-MED.
		283		OTHER	SOCIO-MED.
		313		FACT DESCRIPTION	RES. + DEV.
	X TECHNOLOGY	48	14	RECOMMENDATION	SOCIO-MED.
		59	10	RECOMMENDATION	RES. + DEV.
	XI RESEARCH METHODOLOGIES	12	12	PROBLEM ANALYSIS	SOCIO-MED.
		44		OTHER	SOCIO-MED.
		74		FACT DESCRIPTION	SOCIO-MED.
		78		PROBLEM ANALYSIS	SOCIO-MED.
		92		PROBLEM ANALYSIS	SOCIO-MED.
		138		PROBLEM ANALYSIS	SOCIO-MED.
		238		PROBLEM ANALYSIS	SOCIO-MED.
		263		PROBLEM ANALYSIS	SOCIO-MED.
		284		PROBLEM ANALYSIS	SOCIO-MED.
LOCAL	I PERSONNEL	5		FACT DESCRIPTION	SOCIO-MED.
		13		PROBLEM ANALYSIS	SOCIO-MED.
		31		FACT DESCRIPTION	SOCIO-MED.
		39		PROBLEM ANALYSIS	SOCIO-MED.
		54		FACT DESCRIPTION	SOCIO-MED.
		69		PROBLEM ANALYSIS	SOCIO-MED.
		99		FACT DESCRIPTION	SOCIO-MED.
		102		PROBLEM ANALYSIS	RES. + DEV.
		110		FACT DESCRIPTION	SOCIO-MED.

Appendix G-5 Research Publications  
 Accepted - By Geographic Area, By Subject Category (Continued)

GEOG LOCATION	SUBJECT CATEGORIES	DOC AC NO	EV PT	OUTCOME TYPE	RESEARCH TYPE
LOCAL	I PERSONNEL	115		OTHER	SOCIO-MED.
		122		PROBLEM ANALYSIS	RES. + DEV.
		123		RECOMMENDATION	RES. + DEV.
		125		PROBLEM ANALYSIS	SOCIO-MED.
		192		FACT DESCRIPTION	SOCIO-MED.
		197		PROBLEM ANALYSIS	SOCIO-MED.
		198		FACT DESCRIPTION	RES. + DEV.
		222		PROBLEM ANALYSIS	SOCIO-MED.
		258		PROBLEM ANALYSIS	RES. + DEV.
		266		PROBLEM ANALYSIS	RES. + DEV.
		271		OTHER	SOCIO-MED.
		285		FACT DESCRIPTION	SOCIO-MED.
		295		FACT DESCRIPTION	RES. + DEV.
		301		PROBLEM ANALYSIS	RES. + DEV.
306		PROBLEM ANALYSIS	RES. + DEV.		
310		FACT DESCRIPTION	RES. + DEV.		
311		PROBLEM ANALYSIS	SOCIO-MED.		
316		PROBLEM ANALYSIS	SOCIO-MED.		
321		FACT DESCRIPTION	SOCIO-MED.		
	II FACILITIES	5		FACT DESCRIPTION	SOCIO-MED.
		10		RECOMMENDATION	SOCIO-MED.
		13		PROBLEM ANALYSIS	SOCIO-MED.
		24		PROBLEM ANALYSIS	SOCIO-MED.
		28		PROBLEM ANALYSIS	SOCIO-MED.
		31		FACT DESCRIPTION	SOCIO-MED.
		34		FACT DESCRIPTION	RES. + DEV.

Appendix G-5 Research Publications  
 Accepted - By Geographic Area, By Subject Category (Continued)

GEOG LOCATION	SUBJECT CATEGORIES	DOC AC NO	EV PT	OUTCOME TYPE	RESEARCH TYPE
LOCAL	II. FACILITIES	39		PROBLEM ANALYSIS	SOCIO-MED.
		52	15	RECOMMENDATION	RES. + DEV.
		53		RECOMMENDATION	RES. + DEV.
		62		PROBLEM ANALYSIS	SOCIO-MED.
		65		FACT DESCRIPTION	SOCIO-MED.
		70		PROBLEM ANALYSIS	RES. + DEV.
		71		FACT DESCRIPTION	RES. + DEV.
		73		FACT DESCRIPTION	RES. + DEV.
		80		FACT DESCRIPTION	RES. + DEV.
		89		PROBLEM ANALYSIS	SOCIO-MED.
		103		PROBLEM ANALYSIS	RES. + DEV.
		114		FACT DESCRIPTION	RES. + DEV.
		115		OTHER	SOCIO-MED.
		121		PROBLEM ANALYSIS	SOCIO-MED.
		124	11	PROBLEM ANALYSIS	SOCIO-MED.
		125		PROBLEM ANALYSIS	SOCIO-MED.
		126	0	PROBLEM ANALYSIS	SOCIO-MED.
		143		FACT DESCRIPTION	SOCIO-MED.
		145	6	RECOMMENDATION	RES. + DEV.
		146		FACT DESCRIPTION	SOCIO-MED.
		150		OTHER	RES. + DEV.
		153		FACT DESCRIPTION	RES. + DEV.
		166		RECOMMENDATION	RES. + DEV.
		176		FACT DESCRIPTION	SOCIO-MED.
		177		FACT DESCRIPTION	RES. + DEV.
		182		FACT DESCRIPTION	SOCIO-MED.

Appendix G-5 Research Publications  
 Accepted - By Geographic Area, By Subject Category (Continued)

GEOG LOCATION	SUBJECT CATEGORIES	DOC AC NO	EV PT	OUTCOME TYPE	RESEARCH TYPE
LOCAL	II FACILITIES	184		PROBLEM ANALYSIS	RES. + DEV.
		190	5	RECOMMENDATION	RES. + DEV.
		191		FACT DESCRIPTION	RES. + DEV.
		195		FACT DESCRIPTION	RES. + DEV.
		196		RECOMMENDATION	RES. + DEV.
		216		RECOMMENDATION	RES. + DEV.
		217		RECOMMENDATION	SOCIO-MED.
		213		FACT DESCRIPTION	SOCIO-MED.
		225		PROBLEM ANALYSIS	SOCIO-MED.
		231	5	RECOMMENDATION	SOCIO-MED.
		245	11	RECOMMENDATION	RES. + DEV.
		252		PROBLEM ANALYSIS	RES. + DEV.
		254		FACT DESCRIPTION	RES. + DEV.
		255		FACT DESCRIPTION	RES. + DEV.
		261		FACT DESCRIPTION	RES. + DEV.
		264		RECOMMENDATION	RES. + DEV.
		266		PROBLEM ANALYSIS	RES. + DEV.
		269		FACT DESCRIPTION	RES. + DEV.
		275		FACT DESCRIPTION	SOCIO-MED.
		285		FACT DESCRIPTION	SOCIO-MED.
		286		FACT DESCRIPTION	SOCIO-MED.
		291		RECOMMENDATION	RES. + DEV.
		301		PROBLEM ANALYSIS	RES. + DEV.
		309		FACT DESCRIPTION	RES. + DEV.
		321		FACT DESCRIPTION	SOCIO-MED.
	III ORGANIZATION AND ADM.	24		PROBLEM ANALYSIS	SOCIO-MED.



Appendix G-5 Research Publications  
Accepted - By Geographic Area, By Subject Category (Continued)

GEOG LOCATION	SUBJECT CATEGORIES	DOC AC NO	EV PT	OUTCOME TYPE	RESEARCH TYPE
LOCAL	III ORGANIZATION AND ADM.	34		FACT DESCRIPTION	RES. + DEV.
		66		PROBLEM ANALYSIS	RES. + DEV.
		69		PROBLEM ANALYSIS	SOCIO-MED.
		73		FACT DESCRIPTION	RES. + DEV.
		75		FACT DESCRIPTION	SOCIO-MED.
		76		FACT DESCRIPTION	SOCIO-MED.
		86	7	PROBLEM ANALYSIS	RES. + DEV.
		103		PROBLEM ANALYSIS	RES. + DEV.
		109		RECOMMENDATION	RES. + DEV.
		114		FACT DESCRIPTION	RES. + DEV.
		124	11	PROBLEM ANALYSIS	SOCIO-MED.
		143		FACT DESCRIPTION	SOCIO-MED.
		151		OTHER	SOCIO-MED.
		170		FACT DESCRIPTION	RES. + DEV.
		173		RECOMMENDATION	RES. + DEV.
		174		PROBLEM ANALYSIS	RES. + DEV.
		176		FACT DESCRIPTION	SOCIO-MED.
		184		PROBLEM ANALYSIS	RES. + DEV.
		195		FACT DESCRIPTION	RES. + DEV.
		197		PROBLEM ANALYSIS	SOCIO-MED.
		198		FACT DESCRIPTION	RES. + DEV.
		204		FACT DESCRIPTION	SOCIO-MED.
		229	4	PROBLEM ANALYSIS	SOCIO-MED.
		237	1	PROBLEM ANALYSIS	RES. + DEV.
		248		OTHER	RES. + DEV.
		252		PROBLEM ANALYSIS	RES. + DEV.

Appendix G-5 Research Publications  
 Accepted - By Geographic Area, By Subject Category (Continued)

GEOG LOCATION	SUBJECT CATEGORIES	DOC AC NO	EV PT	OUTCOME TYPE	RESEARCH TYPE
LOCAL	III ORGANIZATION AND ADM.	254		FACT DESCRIPTION	RES. + DEV.
		255		FACT DESCRIPTION	RES. + DEV.
		256		FACT DESCRIPTION	RES. + DEV.
		258		PROBLEM ANALYSIS	RES. + DEV.
		264		RECOMMENDATION	RES. + DEV.
		275		FACT DESCRIPTION	SOCIO-MED.
		280		PROBLEM ANALYSIS	RES. + DEV.
		304		PROBLEM ANALYSIS	RES. + DEV.
		305		PROBLEM ANALYSIS	RES. + DEV.
		306		PROBLEM ANALYSIS	RES. + DEV.
		309		FACT DESCRIPTION	RES. + DEV.
		315		FACT DESCRIPTION	RES. + DEV.
		318		PROBLEM ANALYSIS	SOCIO-MED.
		321		FACT DESCRIPTION	SOCIO-MED.
	IV EVALUATION AND QUALITY	49	13	PROBLEM ANALYSIS	SOCIO-MED.
		52	15	RECOMMENDATION	RES. + DEV.
		53		RECOMMENDATION	RES. + DEV.
		54		FACT DESCRIPTION	SOCIO-MED.
		70		PROBLEM ANALYSIS	RES. + DEV.
		71		FACT DESCRIPTION	RES. + DEV.
		81		FACT DESCRIPTION	SOCIO-MED.
		85	7	PROBLEM ANALYSIS	RES. + DEV.
		88		FACT DESCRIPTION	RES. + DEV.
		104	6	PROBLEM ANALYSIS	RES. + DEV.
		111		FACT DESCRIPTION	SOCIO-MED.
		117		FACT DESCRIPTION	SOCIO-MED.

Appendix G-5 Research Publications  
 Accepted - By Geographic Area, By Subject Category (Continued)

GEOG LOCATION	SUBJECT CATEGORIES	DOC AC NO	EV PY	OUTCOME TYPE	RESEARCH TYPE
LOCAL	IV EVALUATION AND QUALITY	123		RECOMMENDATION	RES. + OEV.
		124	11	PROBLEM ANALYSIS	SOCIO-MEO.
		134		RECOMMENDATION	SOCIO-MEO.
		145	6	RECOMMENDATION	RES. + OEV.
		150		OTHER	RES. + OEV.
		152		PROBLEM ANALYSIS	SOCIO-MEO.
		162		PROBLEM ANALYSIS	RES. + OEV.
		173		RECOMMENDATION	RES. + OEV.
		177		FACT DESCRIPTION	RES. + OEV.
		208		PROBLEM ANALYSIS	RES. + OEV.
		215		FACT DESCRIPTION	RES. + OEV.
		216		RECOMMENDATION	RES. + OEV.
		220		FACT DESCRIPTION	SOCIO-MEO.
		238		PROBLEM ANALYSIS	SOCIO-MEO.
		245	11	RECOMMENDATION	RES. + OEV.
		254		FACT DESCRIPTION	RES. + OEV.
		255		FACT DESCRIPTION	RES. + OEV.
		256		FACT DESCRIPTION	RES. + OEV.
		261		FACT DESCRIPTION	RES. + OEV.
		267		PROBLEM ANALYSIS	SOCIO-MEO.
		276		PROBLEM ANALYSIS	SOCIO-MEO.
		299	8	PROBLEM ANALYSIS	RES. + OEV.
		307		FACT DESCRIPTION	SOCIO-MEO.
		316	-2	RECOMMENDATION	RES. + OEV.
	V UTILIZATION OF SERVICES	46		FACT DESCRIPTION	SOCIO-MEO.
		65		FACT DESCRIPTION	SOCIO-MEO.

Appendix G-5 Research Publications  
 Accepted - By Geographic Area, By Subject Category (Continued)

GEOG LOCATION	SUBJECT CATEGORIES	DOC AC NO	EV PT	OUTCOME TYPE	RESEARCH TYPE
LOCAL	V. UTILIZATION OF SERVICES	67	13	PROBLEM ANALYSIS	SOCIO-MED.
		89		PROBLEM ANALYSIS	SOCIO-MED.
		99		FACT DESCRIPTION	SOCIO-MED.
		126	6	PROBLEM ANALYSIS	SOCIO-MED.
		130		PROBLEM ANALYSIS	SOCIO-MED.
		137		PROBLEM ANALYSIS	SOCIO-MED.
		146		FACT DESCRIPTION	SOCIO-MED.
		220		FACT DESCRIPTION	SOCIO-MED.
		244		PROBLEM ANALYSIS	SOCIO-MED.
		261		FACT DESCRIPTION	RES. + DEV.
		267		PROBLEM ANALYSIS	SOCIO-MED.
		275		FACT DESCRIPTION	SOCIO-MED.
		276		PROBLEM ANALYSIS	SOCIO-MED.
		281	7	RECOMMENDATION	SOCIO-MED.
		307		FACT DESCRIPTION	SOCIO-MED.
	VI ECONOMIC/COST/FINANCING	49	13	PROBLEM ANALYSIS	SOCIO-MED.
		124	11	PROBLEM ANALYSIS	SOCIO-MED.
		178	4	RECOMMENDATION	SOCIO-MED.
		184		PROBLEM ANALYSIS	RES. + DEV.
		204		FACT DESCRIPTION	SOCIO-MED.
		206		FACT DESCRIPTION	SOCIO-MED.
		215		FACT DESCRIPTION	RES. + DEV.
		217		RECOMMENDATION	SOCIO-MED.
		269		FACT DESCRIPTION	RES. + DEV.
		273		FACT DESCRIPTION	SOCIO-MED.
	VII SOCIAL BEHAVIOR ASPECTS	2		FACT DESCRIPTION	SOCIO-MED.

Appendix G-5 Research Publications  
Accepted - By Geographic Area, By Subject Category (Continued)

GEOG LOCATION	SUBJECT CATEGORIES	DOC AC NO	EV PT	OUTCOME TYPE	RESEARCH TYPE
LOCAL	VII SOCIAL BEHAVIOR ASPECTS	13		PROBLEM ANALYSIS	SOCIO-MED.
		18	2	PROBLEM ANALYSIS	SOCIO-MED.
		21		FACT DESCRIPTION	SOCIO-MED.
		22		FACT DESCRIPTION	SOCIO-MED.
		25		FACT DESCRIPTION	SOCIO-MED.
		26		FACT DESCRIPTION	SOCIO-MED.
		32		OTHER	SOCIO-MED.
		33	7	PROBLEM ANALYSIS	SOCIO-MED.
		46		FACT DESCRIPTION	SOCIO-MED.
		65		FACT DESCRIPTION	SOCIO-MED.
		67	13	PROBLEM ANALYSIS	SOCIO-MED.
		69		PROBLEM ANALYSIS	SOCIO-MED.
		75		FACT DESCRIPTION	SOCIO-MED.
		76		FACT DESCRIPTION	SOCIO-MED.
		109		RECOMMENDATION	RES. + DEV.
		110		FACT DESCRIPTION	SOCIO-MED.
		111		FACT DESCRIPTION	SOCIO-MED.
		117		FACT DESCRIPTION	SOCIO-MED.
		118	9	RECOMMENDATION	SOCIO-MED.
		119		PROBLEM ANALYSIS	SOCIO-MED.
		122		PROBLEM ANALYSIS	RES. + DEV.
		125		PROBLEM ANALYSIS	SOCIO-MED.
		126	8	PROBLEM ANALYSIS	SOCIO-MED.
		127		PROBLEM ANALYSIS	SOCIO-MED.
		129		PROBLEM ANALYSIS	SOCIO-MED.
		138		PROBLEM ANALYSIS	SOCIO-MED.

Appendix G-5 Research Publications  
 Accepted - By Geographic Area, By Subject Category (Continued)

GEOG LOCATION	SUBJECT CATEGORIES	DOC AC NO	EV PT	OUTCOME TYPE	RESEARCH TYPE
LOCAL	VII SOCIAL BEHAVIOR ASPECTS	137		PROBLEM ANALYSIS	SOCIO-MED.
		166		RECOMMENDATION	RES. + DEV.
		170		FACT DESCRIPTION	RES. + DEV.
		207		FACT DESCRIPTION	SOCIO-MED.
		210		FACT DESCRIPTION	RES. + DEV.
		216		RECOMMENDATION	RES. + DEV.
		213		FACT DESCRIPTION	SOCIO-MED.
		222		PROBLEM ANALYSIS	SOCIO-MED.
		224		PROBLEM ANALYSIS	SOCIO-MED.
		226		PROBLEM ANALYSIS	SOCIO-MED.
		228		FACT DESCRIPTION	SOCIO-MED.
		236		OTHER	SOCIO-MED.
		237	1	PROBLEM ANALYSIS	RES. + DEV.
		247		PROBLEM ANALYSIS	SOCIO-MED.
		261		FACT DESCRIPTION	RES. + DEV.
		265		FACT DESCRIPTION	SOCIO-MED.
		273		FACT DESCRIPTION	SOCIO-MED.
		275		FACT DESCRIPTION	SOCIO-MED.
		281	7	RECOMMENDATION	SOCIO-MED.
		295		FACT DESCRIPTION	RES. + DEV.
		299	6	PROBLEM ANALYSIS	RES. + DEV.
		301		PROBLEM ANALYSIS	RES. + DEV.
		307		FACT DESCRIPTION	SOCIO-MED.
		315		FACT DESCRIPTION	RES. + DEV.
	VIII PHARMACY RELA. RESEARCH	5		FACT DESCRIPTION	SOCIO-MED.
		31		FACT DESCRIPTION	SOCIO-MED.

0457

Appendix G-5 Research Publications  
Accepted - By Geographic Area, By Subject Category (Continued)

GEOG LOCATION	SUBJECT CATEGORIES	DOC AC NO.	EV PT	OUTCOME TYPE	RESEARCH TYPE	
LOCAL	VIII PHARMACY RELA. RESEARCH	134		RECOMMENDATION	SOCIO-MED.	
	IX UNIQUE PROBLEMS	310		FACT DESCRIPTION	RES. + DEV.	
		21		FACT DESCRIPTION	SOCIO-MED.	
		25		FACT DESCRIPTION	SOCIO-MED.	
		26		FACT DESCRIPTION	SOCIO-MED.	
			33	7	PROBLEM ANALYSIS	SOCIO-MED.
			67	13	PROBLEM ANALYSIS	SOCIO-MED.
			61		FACT DESCRIPTION	SOCIO-MED.
			107		PROBLEM ANALYSIS	SOCIO-MED.
			116	9	RECOMMENDATION	SOCIO-MED.
124			11	PROBLEM ANALYSIS	SOCIO-MED.	
		146		FACT DESCRIPTION	SOCIO-MED.	
		151		OTHER	SOCIO-MED.	
		153		FACT DESCRIPTION	RES. + DEV.	
		174		PROBLEM ANALYSIS	RES. + DEV.	
		176	4	RECOMMENDATION	SOCIO-MED.	
		192		OTHER	RES. + DEV.	
		206		FACT DESCRIPTION	SOCIO-MED.	
		229	4	PROBLEM ANALYSIS	SOCIO-MED.	
		236		OTHER	SOCIO-MED.	
		305		PROBLEM ANALYSIS	RES. + DEV.	
X TECHNOLOGY		316	-2	RECOMMENDATION	RES. + DEV.	
		17		RECOMMENDATION	RES. + DEV.	
		32		OTHER	SOCIO-MED.	
		104	6	PROBLEM ANALYSIS	RES. + DEV.	
		192		OTHER	RES. + DEV.	

Appendix G-5 Research Publications  
 Accepted - By Geographic Area, By Subject Category (Continued)

GEOS LOCATION	SUBJECT CATEGORIES	OC AC NO	EV PT	OUTCOME TYPE	RESEARCH TYPE
LOCAL	X TECHNOLOGY	215		FACT DESCRIPTION	RES. + DEV.
		267		PROBLEM ANALYSIS	SOCIO-MED.
	X1 RESEARCH METHODOLOGIES	10		RECOMMENDATION	SOCIO-MED.
		25		FACT DESCRIPTION	SOCIO-MED.
		26		FACT DESCRIPTION	SOCIO-MED.
		49	13	PROBLEM ANALYSIS	SOCIO-MED.
		62		PROBLEM ANALYSIS	SOCIO-MED.
		88		FACT DESCRIPTION	RES. + DEV.
		91		PROBLEM ANALYSIS	SOCIO-MED.
		102		PROBLEM ANALYSIS	RES. + DEV.
		107		PROBLEM ANALYSIS	SOCIO-MED.
		129		PROBLEM ANALYSIS	SOCIO-MED.
		137		PROBLEM ANALYSIS	SOCIO-MED.
		142		PROBLEM ANALYSIS	RES. + DEV.
		152		PROBLEM ANALYSIS	SOCIO-MED.
		191		FACT DESCRIPTION	RES. + DEV.
		210		FACT DESCRIPTION	RES. + DEV.
		213		FACT DESCRIPTION	SOCIO-MED.
		225		PROBLEM ANALYSIS	SOCIO-MED.
		231	5	RECOMMENDATION	SOCIO-MED.
		236		PROBLEM ANALYSIS	SOCIO-MED.
		244		PROBLEM ANALYSIS	SOCIO-MED.
		265		FACT DESCRIPTION	SOCIO-MED.
		280		PROBLEM ANALYSIS	RES. + DEV.
		311		PROBLEM ANALYSIS	SOCIO-MED.



**APPENDIX G-6**

**RESEARCH PUBLICATIONS ACCEPTED -  
BY SUBJECT CATEGORY, BY GEOGRAPHIC AREA**

0460

APPENDIX G-6 RESEARCH PUBLICATIONS  
ACCEPTED - BY SUBJECT CATEGORY, BY GEOGRAPHIC AREA

SUBJECT CATEGORIES	GEOG LOCATION	DOC AC NO	EV PT	OUTCOME TYPE	RESEARCH TYPE
I PERSONNEL	NATIONAL	15		FACT DESCRIPTION	SOCIO-MED.
		50		FACT DESCRIPTION	SOCIO-MED.
		57		FACT DESCRIPTION	SOCIO-MED.
		63		RECOMMENDATION	SOCIO-MED.
		82		FACT DESCRIPTION	SOCIO-MED.
		94	9	RECOMMENDATION	SOCIO-MED.
		105		RECOMMENDATION	RES. + DEV.
		131		FACT DESCRIPTION	SOCIO-MED.
		151	4	PROBLEM ANALYSIS	SOCIO-MED.
		175		OTHER	SOCIO-MED.
		187		OTHER	SOCIO-MED.
		202		PROBLEM ANALYSIS	RES. + DEV.
		241		OTHER	SOCIO-MED.
		277		FACT DESCRIPTION	SOCIO-MED.
	REGIONAL	4		FACT DESCRIPTION	SOCIO-MED.
		9		RECOMMENDATION	RES. + DEV.
		29		PROBLEM ANALYSIS	SOCIO-MED.
		37		PROBLEM ANALYSIS	RES. + DEV.
		50		RECOMMENDATION	SOCIO-MED.
		101		OTHER	SOCIO-MED.
		219		OTHER	SOCIO-MED.
		235		RECOMMENDATION	RES. + DEV.
		242		OTHER	RES. + DEV.
		278		PROBLEM ANALYSIS	SOCIO-MED.
		297		OTHER	SOCIO-MED.
		303		FACT DESCRIPTION	SOCIO-MED.

Appendix G-6 Research Publications  
 Accepted - By Subject Category, By Geographic Area (Continued)

SUBJECT CATEGORIES	GEOG LOCATION	DOC AC NO	EV PT	OUTCOME TYPE	RESEARCH TYPE
I PERSONNEL	REGIONAL	317		FACT DESCRIPTION	RES. + DEV.
	STATE	6		FACT DESCRIPTION	SOCIO-MED.
		12	12	PROBLEM ANALYSIS	SOCIO-MED.
		35	9	PROBLEM ANALYSIS	SOCIO-MED.
		41		RECOMMENDATION	SOCIO-MED.
		51		OTHER	SOCIO-MED.
		55		PROBLEM ANALYSIS	RES. + DEV.
		58		FACT DESCRIPTION	SOCIO-MED.
		61		PROBLEM ANALYSIS	SOCIO-MED.
		68		FACT DESCRIPTION	SOCIO-MED.
		78		PROBLEM ANALYSIS	SOCIO-MED.
		79		FACT DESCRIPTION	SOCIO-MED.
		87		PROBLEM ANALYSIS	SOCIO-MED.
		112		FACT DESCRIPTION	SOCIO-MED.
		132	5	RECOMMENDATION	SOCIO-MED.
		133		FACT DESCRIPTION	SOCIO-MED.
		136		PROBLEM ANALYSIS	SOCIO-MED.
		139	10	RECOMMENDATION	SOCIO-MED.
		154		OTHER	SOCIO-MED.
		155	6	RECOMMENDATION	RES. + DEV.
		171		OTHER	SOCIO-MED.
	169		FACT DESCRIPTION	SOCIO-MED.	
	199	6	RECOMMENDATION	SOCIO-MED.	
	200	6	RECOMMENDATION	SOCIO-MED.	
	201	12	PROBLEM ANALYSIS	SOCIO-MED.	
	212	13	PROBLEM ANALYSIS	RES. + DEV.	

Appendix G-6 Research Publications  
 Accepted - By Subject Category, By Geographic Area (Continued)

SUBJECT CATEGORIES	GEOG LOCATION	DOC AC NO	EV PT	OUTCOME TYPE	RESEARCH TYPE
PERSONNEL	STATE	214	9	RECOMMENDATION	RES. + DEV.
		216		FACT DESCRIPTION	SOCIO-MED.
		221		RECOMMENDATION	RES. + DEV.
		223		PROBLEM ANALYSIS	SOCIO-MED.
		238		PROBLEM ANALYSIS	SOCIO-MED.
		243		OTHER	RES. + DEV.
		246		FACT DESCRIPTION	SOCIO-MED.
		250		RECOMMENDATION	SOCIO-MED.
		266		PROBLEM ANALYSIS	SOCIO-MED.
		270		FACT DESCRIPTION	SOCIO-MED.
		288		RECOMMENDATION	SOCIO-MED.
		289		FACT DESCRIPTION	SOCIO-MED.
		290	11	RECOMMENDATION	SOCIO-MED.
		293	13	RECOMMENDATION	SOCIO-MED.
		298		RECOMMENDATION	SOCIO-MED.
LOCAL		302		FACT DESCRIPTION	SOCIO-MED.
		5		FACT DESCRIPTION	SOCIO-MED.
		13		PROBLEM ANALYSIS	SOCIO-MED.
		31		FACT DESCRIPTION	SOCIO-MED.
		39		PROBLEM ANALYSIS	SOCIO-MED.
		54		FACT DESCRIPTION	SOCIO-MED.
		89		PROBLEM ANALYSIS	SOCIO-MED.
		99		FACT DESCRIPTION	SOCIO-MED.
		102		PROBLEM ANALYSIS	RES. + DEV.
		110		FACT DESCRIPTION	SOCIO-MED.
	115		OTHER	SOCIO-MED.	

Appendix G-6 Research Publications  
 Accepted - By Subject Category, By Geographic Area (Continued)

SUBJECT CATEGORIES	GEOG LOCATION	DOC AC NO	EV PT	OUTCOME TYPE	RESEARCH TYPE
I PERSONNEL	LOCAL	122		PROBLEM ANALYSIS	RES. + DEV.
		123		RECOMMENDATION	RES. + DEV.
		125		PROBLEM ANALYSIS	SOCIO-MED.
		182		FACT DESCRIPTION	SOCIO-MED.
		197		PROBLEM ANALYSIS	SOCIO-MED.
		198		FACT DESCRIPTION	RES. + DEV.
		222		PROBLEM ANALYSIS	SOCIO-MED.
		258		PROBLEM ANALYSIS	RES. + DEV.
		266		PROBLEM ANALYSIS	RES. + DEV.
		271		OTHER	SOCIO-MED.
II FACILITIES	NATIONAL	285		FACT DESCRIPTION	SOCIO-MED.
		295		FACT DESCRIPTION	RES. + DEV.
		301		PROBLEM ANALYSIS	RES. + DEV.
		306		PROBLEM ANALYSIS	RES. + DEV.
		310		FACT DESCRIPTION	RES. + DEV.
		311		PROBLEM ANALYSIS	SOCIO-MED.
		316		PROBLEM ANALYSIS	SOCIO-MED.
		321		FACT DESCRIPTION	SOCIO-MED.
		15		FACT DESCRIPTION	SOCIO-MED.
		16		RECOMMENDATION	SOCIO-MED.
		98		PROBLEM ANALYSIS	SOCIO-MED.
		120		OTHER	RES. + DEV.
		128		OTHER	SOCIO-MED.
		131		FACT DESCRIPTION	SOCIO-MED.
		148		FACT DESCRIPTION	SOCIO-MED.
		157		OTHER	SOCIO-MED.

Appendix G-6 Research Publications  
 Accepted - By Subject Category, By Geographic Area (Continued)

SUBJECT CATEGORIES	GEOG LOCATION	OCC AC NO	EV PT	OUTCOMF TYPE	RESEARCH TYPE
II FACILITIES	NATIONAL	160		OTHER	SOCIO-MED.
		161		OTHER	RES. + DEV.
		165		OTHER	SOCIO-MED.
		175		OTHER	SOCIO-MED.
		203		OTHER	SOCIO-MED.
		240		RECOMMENDATION	RES. + DEV.
		241		OTHER	SOCIO-MED.
		277		FACT DESCRIPTION	SOCIO-MED.
		300		RECOMMENDATION	RES. + DEV.
		314		OTHER	SOCIO-MED.
	REGIONAL	7		PROBLEM ANALYSIS	RES. + DEV.
		9		RECOMMENDATION	RES. + DEV.
		37		PROBLEM ANALYSIS	RES. + DEV.
		64		FACT DESCRIPTION	SOCIO-MED.
		193		OTHER	SOCIO-MED.
		194		OTHER	SOCIO-MED.
		294		RECOMMENDATION	RES. + DEV.
		297		OTHER	SOCIO-MED.
		303		FACT DESCRIPTION	SOCIO-MED.
	STATE	11		RECOMMENDATION	RES. + DEV.
		14		PROBLEM ANALYSIS	RES. + DEV.
		41		RECOMMENDATION	SOCIO-MED.
		44		OTHER	SOCIO-MED.
		55		PROBLEM ANALYSIS	RES. + DEV.
		61		PROBLEM ANALYSIS	SOCIO-MED.
		72	17	RECOMMENDATION	RES. + DEV.

0463

Appendix G-6 Research Publications  
 Accepted - By Subject Category, By Geographic Area (Continued)

SUBJECT CATEGORIES	GEOG LOCATION	DOC AC NO	EV PT	OUTCOME TYPE	RESEARCH TYPE
II FACILITIES	STATE	78		PROBLEM ANALYSIS	SOCIO-MED.
		85		RECOMMENDATION	RES. + DEV.
		116		OTHER	SOCIO-MED.
		136		PROBLEM ANALYSIS	SOCIO-MED.
		138		PROBLEM ANALYSIS	SOCIO-MED.
		139	18	RECOMMENDATION	SOCIO-MED.
		147	6	RECOMMENDATION	SOCIO-MED.
		154		OTHER	SOCIO-MED.
		158		OTHER	SOCIO-MED.
		171		OTHER	SOCIO-MED.
		185		FACT DESCRIPTION	SOCIO-MED.
		199	6	RECOMMENDATION	SOCIO-MED.
		201	2	PROBLEM ANALYSIS	SOCIO-MED.
		209		OTHER	SOCIO-MED.
		214	8	RECOMMENDATION	RES. + DEV.
		223		PROBLEM ANALYSIS	SOCIO-MED.
		257		RECOMMENDATION	SOCIO-MED.
		268		PROBLEM ANALYSIS	SOCIO-MED.
		282		OTHER	SOCIO-MED.
		283		OTHER	SOCIO-MED.
		300	7	RECOMMENDATION	SOCIO-MED.
	LOCAL	5		FACT DESCRIPTION	SOCIO-MED.
		10		RECOMMENDATION	SOCIO-MED.
		13		PROBLEM ANALYSIS	SOCIO-MED.
		24		PROBLEM ANALYSIS	SOCIO-MED.
		26		PROBLEM ANALYSIS	SOCIO-MED.

Appendix G-6 Research Publications  
 Accepted - By Subject Category, By Geographic Area (Continued)

SUBJECT CATEGORIES	GEOG LOCATION	DOC AC NO	EV PT	OUTCOME TYPE	RESEARCH TYPE
II FACILITIES	LOCAL	31		FACT DESCRIPTION	SOCIO-MED.
		32		FACT DESCRIPTION	RES. + DEV.
		39		PROBLEM ANALYSIS	SOCIO-MED.
		52	15	RECOMMENDATION	RES. + DEV.
		53		RECOMMENDATION	RES. + DEV.
		62		PROBLEM ANALYSIS	SOCIO-MED.
		65		FACT DESCRIPTION	SOCIO-MED.
		70		PROBLEM ANALYSIS	RES. + DEV.
		71		FACT DESCRIPTION	RES. + DEV.
		73		FACT DESCRIPTION	RES. + DEV.
		88		FACT DESCRIPTION	RES. + DEV.
		89		PROBLEM ANALYSIS	SOCIO-MED.
		103		PROBLEM ANALYSIS	RES. + DEV.
		114		FACT DESCRIPTION	RES. + DEV.
		115		OTHER	SOCIO-MED.
		121		PROBLEM ANALYSIS	SOCIO-MED.
		124	11	PROBLEM ANALYSIS	SOCIO-MED.
		125		PROBLEM ANALYSIS	SOCIO-MED.
		126	8	PROBLEM ANALYSIS	SOCIO-MED.
		143		FACT DESCRIPTION	SOCIO-MED.
		145	6	RECOMMENDATION	RES. + DEV.
		146		FACT DESCRIPTION	SOCIO-MED.
		150		OTHER	RES. + DEV.
		153		FACT DESCRIPTION	RES. + DEV.
		16		RECOMMENDATION	RES. + DEV.
		176		FACT DESCRIPTION	SOCIO-MED.



Appendix G-6 Research Publications  
Accepted - By Subject Category, By Geographic Area (Continued)

SUBJECT CATEGORIES	GEOG LOCATION	DOC AC NO	EV PT	OUTCOME TYPE	RESEARCH TYPE
II FACILITIES	LOCAL	177		FACT DESCRIPTION	RES. + DEV.
		182		FACT DESCRIPTION	SOCIO-MED.
		184		PROBLEM ANALYSIS	RES. + DEV.
		190	5	RECOMMENDATION	RES. + DEV.
		191		FACT DESCRIPTION	RES. + DEV.
		195		FACT DESCRIPTION	RES. + DEV.
		196		RECOMMENDATION	RES. + DEV.
		216		RECOMMENDATION	RES. + DEV.
		217		RECOMMENDATION	SOCIO-MED.
		213		FACT DESCRIPTION	SOCIO-MED.
		225		PROBLEM ANALYSIS	SOCIO-MED.
		231	5	RECOMMENDATION	SOCIO-MED.
		245	11	RECOMMENDATION	RES. + DEV.
		252		PROBLEM ANALYSIS	RES. + DEV.
		254		FACT DESCRIPTION	RES. + DEV.
		255		FACT DESCRIPTION	RES. + DEV.
		261		FACT DESCRIPTION	RES. + DEV.
		264		RECOMMENDATION	RES. + DEV.
		266		PROBLEM ANALYSIS	RES. + DEV.
		269		FACT DESCRIPTION	RES. + DEV.
		275		FACT DESCRIPTION	SOCIO-MED.
		285		FACT DESCRIPTION	SOCIO-MED.
		286		FACT DESCRIPTION	SOCIO-MED.
		291		RECOMMENDATION	RES. + DEV.
		301		PROBLEM ANALYSIS	RES. + DEV.
		309		FACT DESCRIPTION	RES. + DEV.

Appendix G-6 Research Publications  
 Accepted - By Subject Category, By Geographic Area (Continued)

SUBJECT CATEGORIES	GEOG LOCATION	DOC AC NO	EV PT	OUTCOME TYPE	RESEARCH TYPE	
II FACILITIES	LOCAL	321		FACT DESCRIPTION	SOCIO-MED.	
III ORGANIZATION AND ADM.	NATIONAL	15		FACT DESCRIPTION	SOCIO-MED.	
		16		RECOMMENDATION	SOCIO-MED.	
		38		RECOMMENDATION	RES. + DEV.	
		42		OTHER	SOCIO-MED.	
		83		RECOMMENDATION	RES. + DEV.	
		84		PROBLEM ANALYSIS	RES. + DEV.	
		95	13	RECOMMENDATION	RES. + DEV.	
		96		PROBLEM ANALYSIS	SOCIO-MED.	
		105		RECOMMENDATION	RES. + DEV.	
		106		RECOMMENDATION	RES. + DEV.	
		135		PROBLEM ANALYSIS	SOCIO-MED.	
		141	4	PROBLEM ANALYSIS	SOCIO-MED.	
			149		OTHER	SOCIO-MED.
		165		OTHER	SOCIO-MED.	
		175		OTHER	SOCIO-MED.	
		186		RECOMMENDATION	SOCIO-MED.	
		240		RECOMMENDATION	RES. + DEV.	
		262		OTHER	SOCIO-MED.	
		272		OTHER	RES. + DEV.	
		274		OTHER	SOCIO-MED.	
		292	9	RECOMMENDATION	SOCIO-MED.	
		306		RECOMMENDATION	RES. + DEV.	
		319		RECOMMENDATION	RES. + DEV.	
REGIONAL			1		RECOMMENDATION	SOCIO-MED.
			6		PROBLEM ANALYSIS	RES. + DEV.

Appendix G-6 Research Publications  
Accepted - By Subject Category, By Geographic Area (Continued)

SUBJECT CATEGORIES	GEOG LOCATION	DOC AC NO	EV PT	OUTCOME TYPE	RESEARCH TYPE	
III ORGANIZATION AND ADM.	REGIONAL	23		RECOMMENDATION	SOCIO-MED.	
		64		FACT DESCRIPTION	SOCIO-MED.	
		101		OTHER	SOCIO-MED.	
		183		FACT DESCRIPTION	SOCIO-MED.	
			242		OTHER	RES. + DEV.
			294		RECOMMENDATION	RES. + DEV.
			296		FACT DESCRIPTION	RES. + DEV.
	STATE	317			FACT DESCRIPTION	RES. + DEV.
		11			RECOMMENDATION	RES. + DEV.
		27			OTHER	RES. + DEV.
		30	5		PROBLEM ANALYSIS	SOCIO-MED.
		41			RECOMMENDATION	SOCIO-MED.
		44			OTHER	SOCIO-MED.
			45		RECOMMENDATION	RES. + DEV.
			46	14	RECOMMENDATION	SOCIO-MED.
			72	17	RECOMMENDATION	RES. + DEV.
			139	18	RECOMMENDATION	SOCIO-MED.
			164		RECOMMENDATION	RES. + DEV.
			169		PROBLEM ANALYSIS	RES. + DEV.
			185		FACT DESCRIPTION	SOCIO-MED.
		212	13	PROBLEM ANALYSIS	RES. + DEV.	
		243		OTHER	RES. + DEV.	
		251	2	RECOMMENDATION	SOCIO-MED.	
	253		PROBLEM ANALYSIS	SOCIO-MED.		
	263		PROBLEM ANALYSIS	SOCIO-MED.		
	558		PROBLEM ANALYSIS	SOCIO-MED.		

Appendix G-6 Research Publications  
 Accepted - By Subject Category, By Geographic Area (Continued)

SUBJECT CATEGORIES	GEOG LOCATION	DOC AC NO	EV PT	OUTCOME TYPE	RESEARCH TYPE
III ORGANIZATION AND ADM.	STATE	270		FACT DESCRIPTION	SOCIO-MED.
	LOCAL	279		PROBLEM ANALYSIS	SOCIO-MED.
		24		PROBLEM ANALYSIS	SOCIO-MED.
		34		FACT DESCRIPTION	RES. + DEV.
		66		PROBLEM ANALYSIS	RES. + DEV.
		69		PROBLEM ANALYSIS	SOCIO-MED.
		73		FACT DESCRIPTION	RES. + DEV.
		75		FACT DESCRIPTION	SOCIO-MED.
		76		FACT DESCRIPTION	SOCIO-MED.
		86	7	PROBLEM ANALYSIS	RES. + DEV.
		103		PROBLEM ANALYSIS	RES. + DEV.
		109		RECOMMENDATION	RES. + DEV.
		114		FACT DESCRIPTION	RES. + DEV.
		124	11	PROBLEM ANALYSIS	SOCIO-MED.
		143		FACT DESCRIPTION	SOCIO-MED.
		151		OTHER	SOCIO-MED.
		170		FACT DESCRIPTION	RES. + DEV.
		173		RECOMMENDATION	RES. + DEV.
		174		PROBLEM ANALYSIS	RES. + DEV.
		176		FACT DESCRIPTION	SOCIO-MED.
		184		PROBLEM ANALYSIS	RES. + DEV.
		195		FACT DESCRIPTION	RES. + DEV.
	197		PROBLEM ANALYSIS	SOCIO-MED.	
	198		FACT DESCRIPTION	RES. + DEV.	
	204		FACT DESCRIPTION	SOCIO-MED.	
	229	4	PROBLEM ANALYSIS	SOCIO-MED.	

Appendix G-6 Research Publications  
Accepted - By Subject Category, By Geographic Area (Continued)

SUBJECT CATEGORIES	GEOG LOCATION	DOC AC NO.	EV PT	OUTCOME TYPE	RESEARCH TYPE
III ORGANIZATION AND ADM.	LOCAL	237	1	PROBLEM ANALYSIS	RES. + DEV.
		249		OTHER	RES. + DEV.
		252		PROBLEM ANALYSIS	RES. + DEV.
		254		FACT DESCRIPTION	RES. + DEV.
		255		FACT DESCRIPTION	RES. + DEV.
		256		FACT DESCRIPTION	RES. + DEV.
		258		PROBLEM ANALYSIS	RES. + DEV.
		264		RECOMMENDATION	RES. + DEV.
		275		FACT DESCRIPTION	SOCIO-MED.
		280		PROBLEM ANALYSIS	RES. + DEV.
IV EVALUATION AND QUALITY	NATIONAL	304		PROBLEM ANALYSIS	RES. + DEV.
		305		PROBLEM ANALYSIS	RES. + DEV.
		306		PROBLEM ANALYSIS	RES. + DEV.
		309		FACT DESCRIPTION	RES. + DEV.
		315		FACT DESCRIPTION	RES. + DEV.
		316		PROBLEM ANALYSIS	SOCIO-MED.
		321		FACT DESCRIPTION	SOCIO-MED.
		20	5	PROBLEM ANALYSIS	SOCIO-MED.
		83		RECOMMENDATION	SOCIO-MED.
		82		FACT DESCRIPTION	SOCIO-MED.
		94	9	RECOMMENDATION	SOCIO-MED.
		95	13	RECOMMENDATION	RES. + DEV.
		108		PROBLEM ANALYSIS	SOCIO-MED.
		149		OTHER	SOCIO-MED.
		159		PROBLEM ANALYSIS	SOCIO-MED.
		161		OTHER	RES. + DEV.

Appendix G-6 Research Publications  
 Accepted - By Subject Category, By Geographic Area (Continued)

SUBJECT CATEGORIES	GEOG LOCATION	DOC A. NO.	EV PL.	OUTCOME TYPE	RESEARCH TYPE
IV EVALUATION AND QUALITY	NATIONAL	175		OTHER	SOCIO-MED.
		196		FACT DESCRIPTION	RES. + DEV.
		203		OTHER	SOCIO-MED.
		259		PROBLEM ANALYSIS	SOCIO-MED.
	REGIONAL	312	7	PROBLEM ANALYSIS	SOCIO-MED.
		1		RECOMMENDATION	SOCIO-MED.
		9		RECOMMENDATION	RES. + DEV.
		23		RECOMMENDATION	SOCIO-MED.
		50		RECOMMENDATION	SOCIO-MED.
		77		PROBLEM ANALYSIS	SOCIO-MED.
		96		FACT DESCRIPTION	SOCIO-MED.
		249		FACT DESCRIPTION	SOCIO-MED.
	STATE	11		RECOMMENDATION	RES. + DEV.
		27		OTHER	RES. + DEV.
		41		RECOMMENDATION	SOCIO-MED.
		45		RECOMMENDATION	RES. + DEV.
		58		FACT DESCRIPTION	SOCIO-MED.
		59	10	RECOMMENDATION	RES. + DEV.
		85		RECOMMENDATION	RES. + DEV.
		93		PROBLEM ANALYSIS	SOCIO-MED.
		97	3	PROBLEM ANALYSIS	RES. + DEV.
		158		OTHER	SOCIO-MED.
		163		RECOMMENDATION	RES. + DEV.
		209		OTHER	SOCIO-MED.
		221		RECOMMENDATION	RES. + DEV.
		230		PROBLEM ANALYSIS	SOCIO-MED.

Appendix G-6 Research Publications  
 Accepted - By Subject Category, By Geographic Area (Continued)

SUBJECT CATEGORIES	GEOG. LOCATION	OOC AC NO	EV PT	OUTCOME TYPE	RESEARCH TYPE
IV EVALUATION AND QUALITY	STATE	234		OTHER	SOCIO-MED.
		259	1	RECOMMENDATION	SOCIO-MED.
		251	2	RECOMMENDATION	SOCIO-MED.
		260		RECOMMENDATION	SOCIO-MED.
		284		PROBLEM ANALYSIS	SOCIO-MED.
		300	7	RECOMMENDATION	SOCIO-MED.
		302		FACT DESCRIPTION	SOCIO-MED.
	LOCAL	49	13	PROBLEM ANALYSIS	SOCIO-MED.
		52	15	RECOMMENDATION	RES. + DEV.
		53		RECOMMENDATION	RES. + DEV.
		54		FACT DESCRIPTION	SOCIO-MED.
		70		PROBLEM ANALYSIS	RES. + DEV.
		71		FACT DESCRIPTION	RES. + DEV.
		81		FACT DESCRIPTION	SOCIO-MED.
		86	7	PROBLEM ANALYSIS	RES. + DEV.
		88		FACT DESCRIPTION	RES. + DEV.
		104	6	PROBLEM ANALYSIS	RES. + DEV.
		111		FACT DESCRIPTION	SOCIO-MED.
		117		FACT DESCRIPTION	SOCIO-MED.
		123		RECOMMENDATION	RES. + DEV.
	124	11	PROBLEM ANALYSIS	SOCIO-MED.	
	134		RECOMMENDATION	SOCIO-MED.	
	145	6	RECOMMENDATION	RES. + DEV.	
	150		OTHER	RES. + DEV.	
	152		PROBLEM ANALYSIS	SOCIO-MED.	
	162		PROBLEM ANALYSIS	RES. + DEV.	

Appendix G-6 Research Publications  
 Accepted - By Subject Category, By Geographic Area (Continued)

SUBJECT CATEGORIES	GEOG LOCATION	DOC AC NO	EV PT	OUTCOME TYPE	RESEARCH TYPE
IV EVALUATION AND QUALITY	LOCAL	173		RECOMMENDATION	RES. + DEV.
		177		FACT DESCRIPTION	RES. + DEV.
		208		PROBLEM ANALYSIS	RES. + DEV.
		215		FACT DESCRIPTION	RES. + DEV.
		216		RECOMMENDATION	RES. + DEV.
		220		FACT DESCRIPTION	SOCIO-MED.
		238		PROBLEM ANALYSIS	SOCIO-MED.
		245	11	RECOMMENDATION	RES. + DEV.
		254		FACT DESCRIPTION	RES. + DEV.
		255		FACT DESCRIPTION	RES. + DEV.
		256		FACT DESCRIPTION	RES. + DEV.
		261		FACT DESCRIPTION	RES. + DEV.
		267		PROBLEM ANALYSIS	SOCIO-MED.
V UTILIZATION OF SERVICES	NATIONAL	276		PROBLEM ANALYSIS	SOCIO-MED.
		299	8	PROBLEM ANALYSIS	RES. + DEV.
		307		FACT DESCRIPTION	SOCIO-MED.
		316	-2	RECOMMENDATION	RES. + DEV.
		15		FACT DESCRIPTION	SOCIO-MED.
		56		RECOMMENDATION	SOCIO-MED.
		63		RECOMMENDATION	SOCIO-MED.
		113		FACT DESCRIPTION	SOCIO-MED.
		140	9	PROBLEM ANALYSIS	SOCIO-MED.
		141	4	PROBLEM ANALYSIS	SOCIO-MED.
		175		OTHER	SOCIO-MED.
		259		PROBLEM ANALYSIS	SOCIO-MED.
		262		OTHER	SOCIO-MED.

0475



Appendix G-6 Research Publications  
 Accepted - By Subject Category, By Geographic Area (Continued)

SUBJECT CATEGORIES	GEOG LOCATION	DOC AC NO	EV FT	OUTCOME TYPE	RESEARCH TYPE
UTILIZATION OF SERVICES	NATIONAL	312	7	PROBLEM ANALYSIS	SOCIO-MED.
	REGIONAL	181		FACT DESCRIPTION	SOCIO-MED.
	STATE	36		FACT DESCRIPTION	SOCIO-MED.
		48	14	RECOMMENDATION	SOCIO-MED.
		87		PROBLEM ANALYSIS	SOCIO-MED.
		147	6	RECOMMENDATION	SOCIO-MED.
		156		FACT DESCRIPTION	SOCIO-MED.
		179		OTHER	SOCIO-MED.
		180		OTHER	SOCIO-MED.
		200	6	RECOMMENDATION	SOCIO-MED.
		205		OTHER	SOCIO-MED.
		289		RECOMMENDATION	SOCIO-MED.
	LOCAL	46		FACT DESCRIPTION	SOCIO-MED.
		65		FACT DESCRIPTION	SOCIO-MED.
		67	13	PROBLEM ANALYSIS	SOCIO-MED.
		89		PROBLEM ANALYSIS	SOCIO-MED.
		99		FACT DESCRIPTION	SOCIO-MED.
		126	8	PROBLEM ANALYSIS	SOCIO-MED.
		130		PROBLEM ANALYSIS	SOCIO-MED.
		137		PROBLEM ANALYSIS	SOCIO-MED.
	146		FACT DESCRIPTION	SOCIO-MED.	
	220		FACT DESCRIPTION	SOCIO-MED.	
	244		PROBLEM ANALYSIS	SOCIO-MED.	
	261		FACT DESCRIPTION	RES. + DEV.	
	267		PROBLEM ANALYSIS	SOCIO-MED.	
	275		FACT DESCRIPTION	SOCIO-MED.	

Appendix G-6 Research Publications  
 Accepted - By Subject Category, By Geographic Area (Continued)

SUBJECT CATEGORIES	GEOG LOCATION	OCC AC NO	EV PT	OUTCOME TYPE	RESEARCH TYPE
V UTILIZATION OF SERVICES	LOCAL	276		PROBLEM ANALYSIS	SOCIO-MED.
		291	7	RECOMMENDATION	SOCIO-MED.
		307		FACT DESCRIPTION	SOCIO-MED.
VI ECONOMIC/COST/FINANCING	NATIONAL	30		RECOMMENDATION	RES. + DEV.
		40		FACT DESCRIPTION	SOCIO-MED.
		42		OTHER	SOCIO-MED.
		43		PROBLEM ANALYSIS	SOCIO-MED.
		56		RECOMMENDATION	SOCIO-MED.
		232		OTHER	SOCIO-MED.
		240		RECOMMENDATION	RES. + DEV.
		319		RECOMMENDATION	RES. + DEV.
	REGIONAL	219		OTHER	SOCIO-MED.
	STATES	11		RECOMMENDATION	RES. + DEV.
		30	5	PROBLEM ANALYSIS	SOCIO-MED.
		44	14	RECOMMENDATION	SOCIO-MED.
		163		RECOMMENDATION	RES. + DEV.
		212	13	PROBLEM ANALYSIS	RES. + DEV.
		234		OTHER	SOCIO-MED.
	SOCIAL	49	13	PROBLEM ANALYSIS	SOCIO-MED.
		124	11	PROBLEM ANALYSIS	SOCIO-MED.
		179	4	RECOMMENDATION	SOCIO-MED.
		194		PROBLEM ANALYSIS	RES. + DEV.
		204		FACT DESCRIPTION	SOCIO-MED.
		206		FACT DESCRIPTION	SOCIO-MED.
		215		FACT DESCRIPTION	RES. + DEV.
		217		RECOMMENDATION	SOCIO-MED.

Accepted - By Subject Category, By Geographic Area (Continued)

SUBJECT CATEGORIES	GEOG LOCATION	DOC AC NO	EV PT	OUTCOME TYPE	RESEARCH TYPE
VI ECONOMIC/COST/FINANCING	LOCAL	269		FACT DESCRIPTION	RES. + DEV.
		273		FACT DESCRIPTION	SOCIO-MED.
VII SOCIAL BEHAVIOR ASPECTS	NATIONAL	3		PROBLEM ANALYSIS	SOCIO-MED.
		20	5	PROBLEM ANALYSIS	SOCIO-MED.
		57		PROBLEM ANALYSIS	RES. + DEV.
		94	9	RECOMMENDATION	SOCIO-MED.
		98		PROBLEM ANALYSIS	SOCIO-MED.
		106		RECOMMENDATION	RES. + DEV.
		113		FACT DESCRIPTION	SOCIO-MED.
		140	9	PROBLEM ANALYSIS	SOCIO-MED.
		175		OTHER	SOCIO-MED.
		186		FACT DESCRIPTION	RES. + DEV.
		233		FACT DESCRIPTION	SOCIO-MED.
		262		OTHER	SOCIO-MED.
		272		OTHER	RES. + DEV.
		274		OTHER	SOCIO-MED.
		277		FACT DESCRIPTION	SOCIO-MED.
		287		FACT DESCRIPTION	SOCIO-MED.
		292	9	RECOMMENDATION	SOCIO-MED.
		320		PROBLEM ANALYSIS	SOCIO-MED.
	REGIONAL	29		PROBLEM ANALYSIS	SOCIO-MED.
		80		PROBLEM ANALYSIS	SOCIO-MED.
		93		PROBLEM ANALYSIS	SOCIO-MED.
		160		FACT DESCRIPTION	SOCIO-MED.
		172		RECOMMENDATION	SOCIO-MED.
		211		PROBLEM ANALYSIS	SOCIO-MED.

Appendix G-6 Research Publications  
 Accepted - By Subject Category, By Geographic Area (Continued)

SUBJECT CATEGORIES	GEOG LOCATION	DOC AC NO	EV PT	OUTCOME TYPE	RESEARCH TYPE
VII SOCIAL BEHAVIOR ASPECTS	REGIONAL	227	4	PROBLEM ANALYSIS	SOCIO-MED.
		235		RECOMMENDATION	RES. + DEV.
	STATE	278		PROBLEM ANALYSIS	SOCIO-MED.
		14		PROBLEM ANALYSIS	RES. + DEV.
		19		PROBLEM ANALYSIS	SOCIO-MED.
		97	3	PROBLEM ANALYSIS	RES. + DEV.
		115		OTHER	SOCIO-MED.
		155	8	RECOMMENDATION	RES. + DEV.
		169		PROBLEM ANALYSIS	RES. + DEV.
		212	13	PROBLEM ANALYSIS	RES. + DEV.
		239		PROBLEM ANALYSIS	SOCIO-MED.
		253		PROBLEM ANALYSIS	SOCIO-MED.
		279		PROBLEM ANALYSIS	SOCIO-MED.
	LOCAL	295		RECOMMENDATION	SOCIO-MED.
		313		FACT DESCRIPTION	RES. + DEV.
		2		FACT DESCRIPTION	SOCIO-MED.
		13		PROBLEM ANALYSIS	SOCIO-MED.
		18	2	PROBLEM ANALYSIS	SOCIO-MED.
		21		FACT DESCRIPTION	SOCIO-MED.
		22		FACT DESCRIPTION	SOCIO-MED.
		25		FACT DESCRIPTION	SOCIO-MED.
		25		FACT DESCRIPTION	SOCIO-MED.
		32		OTHER	SOCIO-MED.
33	7	PROBLEM ANALYSIS	SOCIO-MED.		
46		FACT DESCRIPTION	SOCIO-MED.		
65		FACT DESCRIPTION	SOCIO-MED.		

Appendix G-6 Research Publications  
 Accepted - By Subject Category, By Geographic Area (Continued)

SUBJECT CATEGORIES	GEGG LOCATION	DOC AC NO	EV PT	OUTCOME TYPE	RESEARCH TYPE
VII SOCIAL BEHAVIOR ASPECTS	LOCAL	67	13	PROBLEM ANALYSIS	SOCIO-MED.
		69		PROBLEM ANALYSIS	SOCIO-MED.
		75		FACT DESCRIPTION	SOCIO-MED.
		75		FACT DESCRIPTION	SOCIO-MED.
		109		RECOMMENDATION	RES. + DEV.
		110		FACT DESCRIPTION	SOCIO-MED.
		111		FACT DESCRIPTION	SOCIO-MED.
		117		FACT DESCRIPTION	SCCIO-MED.
		118	9	RECOMMENDATION	SCCIO-MED.
		119		PROBLEM ANALYSIS	SCCIC-MED.
		122		PROBLEM ANALYSIS	RES. + DEV.
		125		PROBLEM ANALYSIS	SOCIO-MED.
		126	6	PROBLEM ANALYSIS	SOCIO-MED.
		127		PROBLEM ANALYSIS	SOCIO-MED.
		129		PROBLEM ANALYSIS	SOCIO-MED.
		130		PROBLEM ANALYSIS	SOCIO-MED.
		137		PROBLEM ANALYSIS	SOCIO-MED.
		166		RECOMMENDATION	RES. + DEV.
		173		FACT DESCRIPTION	RES. + DEV.
		207		FACT DESCRIPTION	SOCIO-MED.
213		FACT DESCRIPTION	RES. + DEV.		
216		RECOMMENDATION	RES. + DEV.		
213		FACT DESCRIPTION	SCCIO-MED.		
222		PROBLEM ANALYSIS	SCCIO-MED.		
224		PROBLEM ANALYSIS	SOCIO-MED.		
226		PROBLEM ANALYSIS	SOCIO-MED.		

Appendix G-6 Research Publications  
Accepted - By Subject Category, By Geographic Area (Continued)

SUBJECT CATEGORIES	GEOG LOCATION	DOC AC NO	EV PT	OUTCOME TYPE	RESEARCH TYPE
VII SOCIAL BEHAVIOR ASPECTS	LOCAL	228		FACT DESCRIPTION	SOCIO-MEO.
		236		OTHER	SOCIO-MEO.
		237	1	PROBLEM ANALYSIS	RES. + OEV.
		247		PROBLEM ANALYSIS	SOCIO-MEO.
		261		FACT DESCRIPTION	RES. + OEV.
		265		FACT DESCRIPTION	SOCIO-MEO.
		273		FACT DESCRIPTION	SOCIO-MEO.
		275		FACT DESCRIPTION	SOCIO-MEO.
		281	7	RECOMMENDATION	SOCIO-MEO.
		295		FACT DESCRIPTION	RES. + OEV.
VIII PHARMACY RELA. RESEARCH		299	8	PROBLEM ANALYSIS	RES. + DEV.
		301		PROBLEM ANALYSIS	RES. + OEV.
		307		FACT DESCRIPTION	SOCIO-MEO.
		315		FACT DESCRIPTION	RES. + OEV.
	NATIONAL	60		FACT DESCRIPTION	SOCIO-MEO.
	STATE	48	14	RECOMMENDATION	SOCIO-MEO.
	LOCAL	5		FACT DESCRIPTION	SOCIO-MEO.
		31		FACT DESCRIPTION	SOCIO-MEO.
		134		RECOMMENDATION	SOCIO-MEO.
		310		FACT DESCRIPTION	RES. + OEV.
IX UNIQUE PROBLEMS	NATIONAL	43		FACT DESCRIPTION	SOCIO-MEO.
		60		FACT DESCRIPTION	SOCIO-MEO.
		129		OTHER	SOCIO-MEO.
		135		PROBLEM ANALYSIS	SOCIO-MEO.
		157		OTHER	SOCIO-MEO.
		163		OTHER	SOCIO-MEO.

Appendix G-6 Research Publications  
Accepted - By Subject Category, By Geographic Area (Continued)

SUBJECT CATEGORIES	GEOG LOCATION	DOC AC NO	EV PT	OUTCOME TYPE	RESEARCH TYPE	
IX UNIQUE PROBLEMS	NATIONAL	187		OTHER	SOCIO-MED.	
		287		FACT DESCRIPTION	SOCIO-MED.	
		9		RECOMMENDATION	RES. + DEV.	
	REGIONAL		88		PROBLEM ANALYSIS	SOCIO-MED.
			167		PROBLEM ANALYSIS	SOCIO-MED.
			183		FACT DESCRIPTION	SOCIO-MED.
			249		FACT DESCRIPTION	SOCIO-MED.
			36		FACT DESCRIPTION	SOCIO-MED.
			59	10	RECOMMENDATION	RES. + DEV.
	STATE		74		FACT DESCRIPTION	SOCIO-MED.
			92		PROBLEM ANALYSIS	SOCIO-MED.
			116		OTHER	SOCIO-MED.
			156		FACT DESCRIPTION	SOCIO-MED.
			179		OTHER	SOCIO-MED.
			180		OTHER	SOCIO-MED.
			205		OTHER	SOCIO-MED.
			212	13	PROBLEM ANALYSIS	RES. + DEV.
			223		PROBLEM ANALYSIS	SOCIO-MED.
			250	1	RECOMMENDATION	SOCIO-MED.
	LOCAL		282		OTHER	SOCIO-MED.
			283		OTHER	SOCIO-MED.
			313		FACT DESCRIPTION	RES. + DEV.
			21		FACT DESCRIPTION	SOCIO-MED.
			25		FACT DESCRIPTION	SOCIO-MED.
			26		FACT DESCRIPTION	SOCIO-MED.
			33	7	PROBLEM ANALYSIS	SOCIO-MED.

Appendix G-6 Research Publications  
 Accepted - By Subject Category, By Geographic Area (Continued)

SUBJECT CATEGORIES	GEOG LOCATION	DOC AC NO	EV PT	OUTCOME TYPE	RESEARCH TYPE
IX UNIQUE PROBLEMS	LOCAL	67	13	PROBLEM ANALYSIS	SOCIO-MED.
		81		FACT DESCRIPTION	SOCIO-MED.
		107		PROBLEM ANALYSIS	SOCIO-MED.
		118	9	RECOMMENDATION	SOCIO-MED.
		124	11	PROBLEM ANALYSIS	SOCIO-MED.
		146		FACT DESCRIPTION	SOCIO-MED.
		151		OTHER	SOCIO-MED.
		153		FACT DESCRIPTION	RES. + DEV.
		174		PROBLEM ANALYSIS	RES. + DEV.
		178	4	RECOMMENDATION	SOCIO-MED.
		192		OTHER	RES. + DEV.
		206		FACT DESCRIPTION	SOCIO-MED.
		229	4	PROBLEM ANALYSIS	SOCIO-MED.
		236		OTHER	SOCIO-MED.
		305		PROBLEM ANALYSIS	RES. + DEV.
X TECHNOLOGY		316	-2	RECOMMENDATION	RES. + DEV.
	NATIONAL	144		PROBLEM ANALYSIS	RES. + DEV.
	REGIONAL	160		OTHER	SOCIO-MED.
		7		PROBLEM ANALYSIS	RES. + DEV.
		294		RECOMMENDATION	RES. + DEV.
	STATE	48	14	RECOMMENDATION	SOCIO-MED.
		59	10	RECOMMENDATION	RES. + DEV.
	LOCAL	17		RECOMMENDATION	RES. + DEV.
		32		OTHER	SOCIO-MED.
		104	6	PROBLEM ANALYSIS	RES. + DEV.
		192		OTHER	RES. + DEV.



Appendix G-6 Research Publications  
 Accepted - By Subject Category, By Geographic Area (Continued)

SUBJECT CATEGORIES	GEOG LOCATION	DOC AC NO	EV PT	OUTCOME TYPE	RESEARCH TYPE	
X TECHNOLOGY	LOCAL	215		FACT DESCRIPTION	RES. + DEV.	
XI RESEARCH METHODOLOGIES	NATIONAL	267		PROBLEM ANALYSIS	SOCIO-MED.	
		3		PROBLEM ANALYSIS	SOCIO-MED.	
	43		PROBLEM ANALYSIS	SOCIO-MED.		
	57		PROBLEM ANALYSIS	RES. + DEV.		
	83		RECOMMENDATION	RES. + DEV.		
	84		PROBLEM ANALYSIS	RES. + DEV.		
	108		PROBLEM ANALYSIS	SOCIO-MED.		
	159		PROBLEM ANALYSIS	SOCIO-MED.		
	168		OTHER	SOCIO-MED.		
	188		RECOMMENDATION	SOCIO-MED.		
REGIONAL		287		FACT DESCRIPTION	SOCIO-MED.	
		320		PROBLEM ANALYSIS	SOCIO-MED.	
	90		PROBLEM ANALYSIS	SOCIO-MED.		
	96		FACT DESCRIPTION	SOCIO-MED.		
	187		PROBLEM ANALYSIS	SOCIO-MED.		
	181		FACT DESCRIPTION	SOCIO-MED.		
	211		PROBLEM ANALYSIS	SOCIO-MED.		
	296		FACT DESCRIPTION	RES. + DEV.		
	STATE		12	12	PROBLEM ANALYSIS	SOCIO-MED.
			44		OTHER	SOCIO-MED.
74			FACT DESCRIPTION	SOCIO-MED.		
78			PROBLEM ANALYSIS	SOCIO-MED.		
92			PROBLEM ANALYSIS	SOCIO-MED.		
138			PROBLEM ANALYSIS	SOCIO-MED.		
230		PROBLEM ANALYSIS	SOCIO-MED.			

Appendix G-6 Research Publications  
 Accepted - By Subject Category, By Geographic Area (Continued)

SUBJECT CATEGORIES	GEOG LOCATION	DOC AC. NO.	EV PT	OUTCOME TYPE	RESEARCH TYPE
XI RESEARCH METHODOLOGIES	STATE	283		PROBLEM ANALYSIS	SOCIO-MED.
	LOCAL	284		PROBLEM ANALYSIS	SOCIO-MED.
		10		RECOMMENDATION	SOCIO-MED.
		25		FACT DESCRIPTION	SOCIO-MED.
		26		FACT DESCRIPTION	SOCIO-MED.
		49	13	PROBLEM ANALYSIS	SOCIO-MED.
		62		PROBLEM ANALYSIS	SOCIO-MED.
		88		FACT DESCRIPTION	RES. + DEV.
		91		PROBLEM ANALYSIS	SOCIO-MED.
		102		PROBLEM ANALYSIS	RES. + DEV.
		107		PROBLEM ANALYSIS	SOCIO-MED.
		129		PROBLEM ANALYSIS	SOCIO-MED.
		137		PROBLEM ANALYSIS	SOCIO-MED.
		152		PROBLEM ANALYSIS	RES. + DEV.
		192		PROBLEM ANALYSIS	SOCIO-MED.
		191		FACT DESCRIPTION	RES. + DEV.
		210		FACT DESCRIPTION	RES. + DEV.
		213		FACT DESCRIPTION	SOCIO-MED.
		225		PROBLEM ANALYSIS	SOCIO-MED.
		231	5	RECOMMENDATION	SOCIO-MED.
	238		PROBLEM ANALYSIS	SOCIO-MED.	
	244		PROBLEM ANALYSIS	SOCIO-MED.	
	265		FACT DESCRIPTION	SOCIO-MED.	
	280		PROBLEM ANALYSIS	RES. + DEV.	
	311		PROBLEM ANALYSIS	SOCIO-MED.	

**APPENDIX G-7**

**RESEARCH PUBLICATIONS ACCEPTED -  
BY DOCUMENT ACCESSION NUMBER**

0486

APPENDIX G-7 RESEARCH PUBLICATIONS  
ACCEPTED - BY DOCUMENT ACCESSION NUMBER

DOC AC NO	DOC TYPE	FUNDING SOURCE	ST	SUBJECT CATEGORIES	GEOG LOCATION	OUTCOME TYPE	RESEARCH TYPE	EV PT
1	FEDERAL	TN VALLEY AUTHORITY		III ORGANIZATION AND ADM. IV EVALUATION AND QUALITY	REGIONAL	RECOMMENDATION	SOCIO-MED.	
2	OTHER			VII SOCIAL BEHAVIOR ASPECTS	LOCAL	FACT DESCRIPTION	SOCIO-MED.	
3	FEDERAL EDUCATIONAL	MEM-PPTS U OF MO		VII SOCIAL BEHAVIOR ASPECTS XI RESEARCH METHODOLOGIES	NATIONAL	PROBLEM ANALYSIS	SOCIO-MED.	
4	FEDERAL	MEM-H SERS + MENTAL H ADMIN		I PERSONNEL	REGIONAL	FACT DESCRIPTION	SOCIO-MED.	
5	FEDERAL	MEM-H SERS + MENTAL H ADMIN		I PERSONNEL II FACILITIES VIII PHARMACY RELA. RESEARCH	LOCAL	FACT DESCRIPTION	SOCIO-MED.	
6	REGIONAL	ARC		III ORGANIZATION AND ADM.	REGIONAL	PROBLEM ANALYSIS	RES. + DEV.	
7	STATE	OK REGIONAL MED PRG		II FACILITIES X TECHNOLOGY	REGIONAL	PROBLEM ANALYSIS	RES. + DEV.	
8	FEDERAL	MEM-PPTS		I PERSONNEL	STATE	FACT DESCRIPTION	SOCIO-MED.	
9	FEDERAL	USDA-AES AT OR S U		I PERSONNEL II FACILITIES IV EVALUATION AND QUALITY IX UNIQUE PROBLEMS	REGIONAL	RECOMMENDATION	RES. + DEV.	
10	OTHER			II FACILITIES XI RESEARCH METHODOLOGIES	LOCAL	RECOMMENDATION	SOCIO-MED.	
11	FEDERAL FEDERAL STATE	DOT-NMYSA MEM-PMS-NIH		II FACILITIES III ORGANIZATION AND ADM. IV EVALUATION AND QUALITY VI ECONOMIC/COST/FINANCING	STATE	RECOMMENDATION	RES. + DEV.	
12	STATE	IL BOARD OF HIGHED ED		I PERSONNEL XI RESEARCH METHODOLOGIES	STATE	PROBLEM ANALYSIS	SOCIO-MED.	12
13	LOCAL LOCAL LOCAL EDUCATIONAL	CLAY CON H DEPT JACKSON CON H DEPT LEE CON H DEPT OMBLEY CON H DEPT U OF KY	KY KY KY KY	I PERSONNEL II FACILITIES VII SOCIAL BEHAVIOR ASPECTS	LOCAL	PROBLEM ANALYSIS	SOCIO-MED.	
14	FEDERAL	USDA-ES		II FACILITIES VII SOCIAL BEHAVIOR ASPECTS	STATE	PROBLEM ANALYSIS	RES. + DEV.	
15	OTHER			I PERSONNEL II FACILITIES III ORGANIZATION AND ADM. V UTILIZATION OF SERVICES	NATIONAL	FACT DESCRIPTION	SOCIO-MED.	

0487

G-179

Appendix G-7 Research Publications  
Accepted - By Document Accession Number (Continued)

DOC AC NO	TYPE	FUNDING SOURCE	ST	SUBJECT CATEGORIES	GEOG LOCATION	OUTCOME TYPE	RESEARCH TYPE	EV PT
16	PRIVATE	AMA-R EMERGENCY MED SERS PLAN		II FACILITIES III ORGANIZATION AND ADM.	NATIONAL	RECOMMENDATION	SOCIO-MEO.	
17	FEDERAL	MEM-PHS		X TECHNOLOGY	LOCAL	RECOMMENDATION	RES. + OEV.	2
18	EDUCATIONAL	NM S U		VII SOCIAL BEHAVIOR ASPECTS	LOCAL	PROBLEM ANALYSIS	SOCIO-MEO.	
19	FEDERAL	MEM-PMS		VII SOCIAL BEHAVIOR ASPECTS	STATE	PROBLEM ANALYSIS	SOCIO-MEO.	
20	FEDERAL	MEM-ASST SECY FOR PLNG + EVLTN		IV EVALUATION AND QUALITY VII SOCIAL BEHAVIOR ASPECTS	NATIONAL	PROBLEM ANALYSIS	SOCIO-MEO.	5
21	FEDERAL	MEM-PMS		VII SOCIAL BEHAVIOR ASPECTS IX UNIQUE PROBLEMS	LOCAL	FACT DESCRIPTION	SOCIO-MEO.	
22	EDUCATIONAL	LA S U		VII SOCIAL BEHAVIOR ASPECTS	LOCAL	FACT DESCRIPTION	SOCIO-MEO.	
23	FEDERAL	TH VALLEY AUTHORITY		III ORGANIZATION AND ADM. IV EVALUATION AND QUALITY	REGIONAL	RECOMMENDATION	SOCIO-MEO.	
24	STATE PRIVATE	MI DIV OF DENTAL M MI PERIOINTIC SOCIETY		II FACILITIES III ORGANIZATION AND ADM.	LOCAL	PROBLEM ANALYSIS	SOCIO-MEO.	
25	FEDERAL	USOA-CSRS		VII SOCIAL BEHAVIOR ASPECTS IX UNIQUE PROBLEMS XI RESEARCH METHODOLOGIES	LOCAL	FACT DESCRIPTION	SOCIO-MEO.	
26	FEDERAL	USOA-CSRS		VII SOCIAL BEHAVIOR ASPECTS IX UNIQUE PROBLEMS XI RESEARCH METHODOLOGIES	LOCAL	FACT DESCRIPTION	SOCIO-MEO.	
27	FEDERAL	MEM USOA-ES AT U CF VT		III ORGANIZATION AND ADM. IV EVALUATION AND QUALITY	STATE	OTHER	RES. + OEV.	
28	OTHER			II FACILITIES	LOCAL	PROBLEM ANALYSIS	SOCIO-MEO.	
29	PRIVATE	GUTHRIE F FOR MEO RESEARCH		I PERSONNEL VII SOCIAL BEHAVIOR ASPECTS	REGIONAL	PROBLEM ANALYSIS	SOCIO-MEO.	
30	PRIVATE	KELLOG F. W K		III ORGANIZATION AND ADM. VI ECONOMIC/COST/FINANCING	STATE	PROBLEM ANALYSIS	SOCIO-MEO.	5
31	FEDERAL	MEM-H SERS + MENTAL H ADMIN		I PERSONNEL II FACILITIES VIII PHARMACY RELA. RESEARCH	LOCAL	FACT DESCRIPTION	SOCIO-MEO.	
32	OTHER			VII SOCIAL BEHAVIOR ASPECTS X TECHNOLOGY	LOCAL	OTHER	SOCIO-MEO.	
33	FEDERAL FEDERAL EDUCATIONAL	MEM-PMS-NIH USOA-AES AT MT S U		VII SOCIAL BEHAVIOR ASPECTS IX UNIQUE PROBLEMS	LOCAL	PROBLEM ANALYSIS	SOCIO-MEO.	7

Appendix G-7 Research Publications  
Accepted - By Document Accession Number (Continued)

DOC AC NO	FUNDING SOURCES	ST	SUBJECT CATEGORIES	GEOG LOCATION	OUTCOME TYPE	RESEARCH TYPE	EV PT
34	FEDERAL LOCAL HEW CHESAPEAKE DEPT OF H	VA	II FACILITIES III ORGANIZATION AND ADM.	LOCAL	FACT DESCRIPTION	RES. + DEV.	
35	STATE CO-S BOARD FOR COMMUNITY COLS+OCCUP+ED		I PERSONNEL	STATE	PROBLEM ANALYSIS	SOCIO-MED.	9
36	STATE CO DEPT OF H		V UTILIZATION OF SERVICES IX UNIQUE PROBLEMS	STATE	FACT DESCRIPTION	SOCIO-MED.	
37	FEDERAL REGIONAL HEW CO-WY REGIONAL MED PROG		I PERSONNEL II FACILITIES	REGIONAL	PROBLEM ANALYSIS	RES. + DEV.	
38	FEDERAL HEW-PHS-NIH-NCHSRO		III ORGANIZATION AND ADM. VI ECONOMIC/COST/FINANCING	NATIONAL	RECOMMENDATION	RES. + DEV.	
39	OTHER HEW-PHS		I PERSONNEL II FACILITIES	LOCAL	PROBLEM ANALYSIS	SOCIO-MED.	
40	OTHER HEW-PHS		I PERSONNEL VI ECONOMIC/COST/FINANCING IX UNIQUE PROBLEMS	NATIONAL	FACT DESCRIPTION	SOCIO-MED.	
41	OTHER HEW-PHS		I PERSONNEL II FACILITIES III ORGANIZATION AND ADM. IV EVALUATION AND QUALITY	STATE	RECOMMENDATION	SOCIO-MED.	
42	FEDERAL HEW-PHS		III ORGANIZATION AND ADM. VI ECONOMIC/COST/FINANCING	NATIONAL	OTHER	SOCIO-MED.	
43	FEDERAL HEW-PHS-NIH-NIMH		VI ECONOMIC/COST/FINANCING XI RESEARCH METHODOLOGIES	NATIONAL	PROBLEM ANALYSIS	SOCIO-MED.	
44	STATE ME DEPT OF MENTAL H + CORRECTION		II FACILITIES III ORGANIZATION AND ADM. XI RESEARCH METHODOLOGIES	STATE	OTHER	SOCIO-MED.	
45	STATE PA		III ORGANIZATION AND ADM. IV EVALUATION AND QUALITY	STATE	RECOMMENDATION	RES. + DEV.	
46	OTHER HEW-PHS		V UTILIZATION OF SERVICES VII SOCIAL BEHAVIOR ASPECTS	LOCAL	FACT DESCRIPTION	SOCIO-MED.	
47	FEDERAL HEW-PHS		I PERSONNEL	NATIONAL	FACT DESCRIPTION	SOCIO-MED.	
48	FEDERAL STATE HEW OR S COMPREHENSIVE H PLAN		III ORGANIZATION AND ADM. V UTILIZATION OF SERVICES VI ECONOMIC/COST/FINANCING VIII PHARMACY RELAT. RESEARCH X TECHNOLOGY	STATE	RECOMMENDATION	SOCIO-MED.	14

0483

Appendix G-7 Research Publications  
Accepted - By Document Accession Number (Continued)

DOC AC NO	TYPE	FUNDING SOURCES	ST	SUBJECT CATEGORIES	GEOG LOCATION	OUTCOME TYPE	RESEARCH TYPE	EV PT
49	EDUCATIONAL PRIVATE	MI S U FORD F		IV EVALUATION AND QUALITY VI ECONOMIC/COST/FINANCING VI RESEARCH METHODOLOGIES	LOCAL	PROBLEM ANALYSIS	SOCIO-MED.	13
50	REGIONAL	MOUNTAIN STATES REGIONAL MED PROG		I PERSONNEL IV EVALUATION AND QUALITY	REGIONAL	RECOMMENDATION	SOCIO-MED.	
51	STATE	OH DEPT OF H		I PERSONNEL	STATE	OTHER	SOCIO-MED.	
52	FEDERAL	DOT-NHTSA		II FACILITIES IV EVALUATION AND QUALITY	LOCAL	RECOMMENDATION	RES. + DEV.	15
53	FEDERAL	DOT-NHTSA		II FACILITIES IV EVALUATION AND QUALITY	LOCAL	RECOMMENDATION	RES. + DEV.	
54	PRIVATE	STUDENT AMA		I PERSONNEL IV EVALUATION AND QUALITY	LOCAL	FACT DESCRIPTION	SOCIO-MED.	
55	EDUCATIONAL	OH S U		I PERSONNEL II FACILITIES	STATE	PROBLEM ANALYSIS	RES. + DEV.	
56	FEDERAL	DEO-PROG PLANNING + EVLTN DIV		V UTILIZATION OF SERVICES VI ECONOMIC/COST/FINANCING	NATIONAL	RECOMMENDATION	SOCIO-MED.	
57	FEDERAL	MEM-SOC + REHAB SEP		VII SOCIAL BEHAVIOR ASPECTS XI RESEARCH METHODOLOGIES	NATIONAL	PROBLEM ANALYSIS	RES. + DEV.	
58	FEDERAL	MEM-PHS		I PERSONNEL IV EVALUATION AND QUALITY	STATE	FACT DESCRIPTION	SOCIO-MED.	
59	FEDERAL	MEM-SRS		IV EVALUATION AND QUALITY IX UNIQUE PROBLEMS X TECHNOLOGY	STATE	RECOMMENDATION	RES. + DEV.	10
60	FEDERAL	MEM		VIII PHARMACY REL. RESEARCH IX UNIQUE PROBLEMS	NATIONAL	FACT DESCRIPTION	SOCIO-MED.	
61	EDUCATIONAL	MI S U COOPERATIVES		I PERSONNEL II FACILITIES	STATE	PROBLEM ANALYSIS	SOCIO-MED.	
62	LOCAL LOCAL	COMPREHENSIVE M PLNG COUNCIL OF NH PA WESTERN PA REGIONAL MED PROG		II FACILITIES XI RESEARCH METHODOLOGIES	LOCAL	PROBLEM ANALYSIS	SOCIO-MED.	
63	OTHER			I PERSONNEL IV EVALUATION AND QUALITY V UTILIZATION OF SERVICES	NATIONAL	RECOMMENDATION	SOCIO-MED.	
64	FEDERAL	MEM-OFC OF THE SECY		II FACILITIES III ORGANIZATION AND ADM.	REGIONAL	FACT DESCRIPTION	SOCIO-MED.	

Appendix G-7 Research Publications  
 Accepted - By Document Accession Number (Continued)

DOC AC NO	DOC TYPE	FUNDING SOURCES	ST	SUBJECT CATEGORIES	GEOG LOCATION	OUTCOME TYPE	RESEARCH TYPE	EV PT
65	FEDERAL EDUCATIONAL	HEM-PHS-NH-MINH U OF NC SCHOOL OF MED		II FACILITIES V UTILIZATION OF SERVICES VII SOCIAL BEHAVIOR ASPECTS	LOCAL	FACT DESCRIPTION	SOCIO-MED.	
66	FEDERAL	HEM-H SERS + MENTAL H ADMIN.		III ORGANIZATION AND ADM.	LOCAL	PROBLEM ANALYSIS	RES. + DEV.	
67	FEDERAL	HEM-PHS-NIH		V UTILIZATION OF SERVICES VII SOCIAL BEHAVIOR ASPECTS IX UNIQUE PROBLEMS	LOCAL	PROBLEM ANALYSIS	SOCIO-MED.	13
68	STATE	WA DEPT OF H		I PERSONNEL	STATE	FACT DESCRIPTION	SOCIO-MED.	
69	FEDERAL STATE	OEO MI		III ORGANIZATION AND ADM. VII SOCIAL BEHAVIOR ASPECTS	LOCAL	PROBLEM ANALYSIS	SOCIO-MED.	
70	FEDERAL	HEM		II FACILITIES IV EVALUATION AND QUALITY	LOCAL	PROBLEM ANALYSIS	RES. + DEV.	
71	FEDERAL	HEM		II FACILITIES IV EVALUATION AND QUALITY	LOCAL	FACT DESCRIPTION	RES. + DEV.	
72	FEDERAL	HEM-PHS-HRA-BU OF H SERS RES		II FACILITIES III ORGANIZATION AND ADM.	STATE	RECOMMENDATION	RES. + DEV.	17
73	FEDERAL	HEM-PHS		II FACILITIES III ORGANIZATION AND ADM.	LOCAL	FACT DESCRIPTION	RES. + DEV.	
74	EDUCATIONAL	OH S U		IX UNIQUE PROBLEMS XI RESEARCH METHODOLOGIES	STATE	FACT DESCRIPTION	SOCIO-MED.	
75	EDUCATIONAL	TUFTS U SCHOOL OF MED		III ORGANIZATION AND ADM. VII SOCIAL BEHAVIOR ASPECTS	LOCAL	FACT DESCRIPTION	SOCIO-MED.	
76	FEDERAL	OEO		III ORGANIZATION AND ADM. VII SOCIAL BEHAVIOR ASPECTS	LOCAL	FACT DESCRIPTION	SOCIO-MED.	
77	FEDERAL	USDA-AES AT 45		IV EVALUATION AND QUALITY	REGIONAL	PROBLEM ANALYSIS	SOCIO-MED.	
78	EDUCATIONAL	OH S U ES		I PERSONNEL II FACILITIES XI RESEARCH METHODOLOGIES	STATE	PROBLEM ANALYSIS	SOCIO-MED.	
79	STATE	WA DEPT OF SOCIAL + H SERS		I PERSONNEL	STATE	FACT DESCRIPTION	SOCIO-MED.	
80	FEDERAL	HEM		VII SOCIAL BEHAVIOR ASPECTS IX UNIQUE PROBLEMS	REGIONAL	PROBLEM ANALYSIS	SOCIO-MED.	
81	FEDERAL	USDA-SERS-FMHA		IV EVALUATION AND QUALITY IX UNIQUE PROBLEMS	LOCAL	FACT DESCRIPTION	SOCIO-MED.	
82	FEDERAL	SENATE COMMITTEE-GOVT OPERATIONS		I PERSONNEL IV EVALUATION AND QUALITY	NATIONAL	FACT DESCRIPTION	SOCIO-MED.	

0491



Appendix G-7 Research Publications  
 Accepted - By Document Accession Number (Continued)

DOC AC NO	FUNDING SOURCE	DOC AC NO	ST	SUBJECT CATEGORIES	GEOG LOCATION	OUTCOME TYPE	RESEARCH TYPE	EV PT
83	FEDERAL MEM			III ORGANIZATION AND ADM. XI RESEARCH METHODOLOGIES	NATIONAL	RECOMMENDATION	RES. + DEV.	
84	FEDERAL PRIVATE MEM-PHS MILBANK MEMORIAL F			III ORGANIZATION AND ADM. XI RESEARCH METHODOLOGIES	NATIONAL	PROBLEM ANALYSIS	RES. + DEV.	
85	FEDERAL STATE DOT 40			II FACILITIES IV EVALUATION AND QUALITY	STATE	RECOMMENDATION	RES. + DEV.	
86	OTHER			III ORGANIZATION AND ADM. IV EVALUATION AND QUALITY	LOCAL	PROBLEM ANALYSIS	RES. + DEV.	7
87	OTHER			I PERSONNEL V UTILIZATION OF SERVICES	STATE	PROBLEM ANALYSIS	SOCIO-MED.	
88	FEDERAL USDA-ERS			II FACILITIES IV EVALUATION AND QUALITY XI RESEARCH METHODOLOGIES	LOCAL	FACT DESCRIPTION	RES. + DEV.	
89	OTHER			I PERSONNEL II FACILITIES V UTILIZATION OF SERVICES	LOCAL	PROBLEM ANALYSIS	SOCIO-MED.	
90	FEDERAL DOT-BIA			VII SOCIAL BEHAVIOR ASPECTS XI RESEARCH METHODOLOGIES	REGIONAL	PROBLEM ANALYSIS	SOCIO-MED.	
91	OTHER			XI RESEARCH METHODOLOGIES	LOCAL	PROBLEM ANALYSIS	SOCIO-MED.	
92	STATE NC BOARD OF H			IX UNIQUE PROBLEMS XI RESEARCH METHODOLOGIES	STATE	PROBLEM ANALYSIS	SOCIO-MED.	
93	PRIVATE IL AGRIC ASSOC			IV EVALUATION AND QUALITY	STATE	PROBLEM ANALYSIS	SOCIO-MED.	
94	FEDERAL MEM-OFCE OF THE SECY			I PERSONNEL IV EVALUATION AND QUALITY VII SOCIAL BEHAVIOR ASPECTS	NATIONAL	RECOMMENDATION	SOCIO-MED.	9
95	FEDERAL MEM-PHS-AJIA+RHA-VENTAL H			III ORGANIZATION AND ADM. IV EVALUATION AND QUALITY	NATIONAL	RECOMMENDATION	RES. + DEV.	13
96	OTHER			IV EVALUATION AND QUALITY XI RESEARCH METHODOLOGIES	REGIONAL	FACT DESCRIPTION	SOCIO-MED.	
97	FEDERAL MEM-SRS-REHAB SEVS ADMIN			IV EVALUATION AND QUALITY VII SOCIAL BEHAVIOR ASPECTS	STATE	PROBLEM ANALYSIS	RES. + DEV.	3
98	FEDERAL MEM-PHS-NIM-NIMN			II FACILITIES III ORGANIZATION AND ADM. VII SOCIAL BEHAVIOR ASPECTS	NATIONAL	PROBLEM ANALYSIS	SOCIO-MED.	
99	FEDERAL MEM-PNS			I PERSONNEL V UTILIZATION OF SERVICES	LOCAL	FACT DESCRIPTION	SOCIO-MED.	

Appendix G-7 Research Publications  
Accepted - By Document Accession Number (Continued)

DOC AC NO	FUNDING SOURCE	ST	SUBJECT CATEGORIES	GEOG LOCATION	OUTCOME TYPE	RESEARCH TYPE	EV PT
100	FEDERAL USDA-CSRS		VII SOCIAL BEHAVIOR ASPECTS I PERSONNEL III ORGANIZATION AND ADM.	REGIONAL	FACT DESCRIPTION	SOCIO-MED.	
101	OTHER ARC		III ORGANIZATION AND ADM. I PERSONNEL XI RESEARCH METHODOLOGIES	REGIONAL	OTHER	SOCIO-MED.	
102	REGIONAL ARC		I PERSONNEL XI RESEARCH METHODOLOGIES	LOCAL	PROBLEM ANALYSIS	RES. + DEV.	
103	FEDERAL EDUCATIONAL U OF NC-CAROLINA POPULATION CENTER		II FACILITIES III ORGANIZATION AND ADM.	LOCAL	PROBLEM ANALYSIS	RES. + DEV.	
104	FEDERAL DOT-FEDERAL RAILROAD ADMIN		IV EVALUATION AND QUALITY X TECHNOLOGY	LOCAL	PROBLEM ANALYSIS	RES. + DEV.	6
105	FEDERAL EDUCATIONAL HEM U OF WV SCHOOL OF ME		I PERSONNEL III ORGANIZATION AND ADM.	NATIONAL	RECOMMENDATION	RES. + DEV.	
106	FEDERAL OEO		III ORGANIZATION AND ADM. VII SOCIAL BEHAVIOR ASPECTS	NATIONAL	RECOMMENDATION	RES. + DEV.	
107	EDUCATIONAL U OF IA		IX UNIQUE PROBLEMS XI RESEARCH METHODOLOGIES	LOCAL	PROBLEM ANAL	SOCIO-MED.	
108	FEDERAL HEM-PHS		IV EVALUATION AND QUALITY XI RESEARCH METHODOLOGIES	NATIONAL	PROBLEM ANAL	SOCIO-MED.	
109	FEDERAL HEM-PHS		III ORGANIZATION AND ADM. VII SOCIAL BEHAVIOR ASPECTS	LOCAL	RECOMMENDATION	RES. + DEV.	
110	REGIONAL ARC		I PERSONNEL VII SOCIAL BEHAVIOR ASPECTS	LOCAL	FACT DESCRIPTION	SOCIO-MED.	
111	LOCAL PRIVATE CATUGA CON H PLANNING COMMISSION CATUGA AREA LEGAL PLAN FOR H ACTN INC, NY	NY	IV EVALUATION AND QUALITY VII SOCIAL BEHAVIOR ASPECTS	LOCAL	FACT DESCRIPTION	SOCIO-MED.	
112	STATE WA DEPT OF SOCIAL + H SERS		I PERSONNEL	STATE	FACT DESCRIPTION	SOCIO-MED.	
113	FEDERAL HEM-PHS		V UTILIZATION OF SERVICES VII SOCIAL BEHAVIOR ASPECTS	NATIONAL	FACT DESCRIPTION	SOCIO-MED.	
114	OTHER HEM		II FACILITIES III ORGANIZATION AND ADM.	LOCAL	FACT DESCRIPTION	RES. + DEV.	
115	FEDERAL HEM		I PERSONNEL II FACILITIES	LOCAL	OTHER	SOCIO-MED.	
116	FEDERAL STATE HEM-PHS PA DEPT OF H		II FACILITIES VII SOCIAL BEHAVIOR ASPECTS IX UNIQUE PROBLEMS	STATE	OTHER	SOCIO-MED.	
117	FEDERAL HEM-OFCE OF EC		IV EVALUATION AND QUALITY VII SOCIAL BEHAVIOR ASPECTS	LOCAL	FACT DESCRIPTION	SOCIO-MED.	

Appendix G-7 Research Publications  
Accepted - By Document Accession Number (Continued)

DOC AC NO	TYPE	FUNDING SOURCES	ST	SUBJECT CATEGORIES	GEOG LOCATION	OUTCOME TYPE	RESEARCH TYPE	EV PT
118	FEDERAL	DOH-MPR ADMIN		VII SOCIAL BEHAVIOR ASPECTS IX UNIQUE PROBLEMS	LOCAL	RECOMMENDATION	SOCIO-MED.	9
119	FEDERAL EDUCATIONAL	HEM U OF NY SCHOOL OF MED		VII SOCIAL BEHAVIOR ASPECTS	LOCAL	PROBLEM ANALYSIS	SOCIO-MED.	
120	PRIVATE	AMA		II FACILITIES	NATIONAL	OTHER	RES. + DEV.	
121	STATE EDUCATIONAL	NC REGIONAL MED PROG BONHAM GRAY SCHOOL OF MED, NC		II FACILITIES	LOCAL	PROBLEM ANALYSIS	SOCIO-MED.	
122	FEDERAL	HEM-PHS		I PERSONNEL VII SOCIAL BEHAVIOR ASPECTS	LOCAL	PROBLEM ANALYSIS	RES. + DEV.	
123	OTHER			I PERSONNEL IV EVALUATION AND QUALITY	LOCAL	RECOMMENDATION	RES. + DEV.	
124	FEDERAL	USOA-AES AT MI S U		II FACILITIES III ORGANIZATION AND AOH IV EVALUATION AND QUALITY VI ECONOMIC/COST/FINANCING IX UNIQUE PROBLEMS	LOCAL	PROBLEM ANALYSIS	SOCIO-MED.	11
125	REGIONAL	AREA WIDE LOCAL PLNG FOR H ACTN INC, NY		I PERSONNEL II FACILITIES VII SOCIAL BEHAVIOR ASPECTS	LOCAL	PROBLEM ANALYSIS	SOCIO-MED.	
126	STATE	HE REGIONAL MED PRCG		II FACILITIES VII SOCIAL BEHAVIOR ASPECTS V UTILIZATION OF SERVICES	LOCAL	PROBLEM ANALYSIS	SOCIO-MED.	8
127	OTHER			VII SOCIAL BEHAVIOR ASPECTS	LOCAL	PROBLEM ANALYSIS	SOCIO-MED.	
128	EDUCATIONAL	SOUTHWESTERN COOPERATIVE ED LAB		II FACILITIES IX UNIQUE PROBLEMS	NATIONAL	OTHER	SOCIO-MED.	
129	FEDERAL FEDERAL	HEM-PHS OEO		VII SOCIAL BEHAVIOR ASPECTS XI RESEARCH METHODOLOGIES	LOCAL	PROBLEM ANALYSIS	SOCIO-MED.	
130	PRIVATE	ROSENBERG F		V UTILIZATION OF SERVICES VII SOCIAL BEHAVIOR ASPECTS	LOCAL	PROBLEM ANALYSIS	SOCIO-MED.	
131	FEDERAL	HEM-PHS		I PERSONNEL II FACILITIES	NATIONAL	FACT DESCRIPTION	SOCIO-MED.	
132	FEDERAL	HEM-PHS		I PERSONNEL	STATE	RECOMMENDATION	SOCIO-MED.	5
133	STATE EDUCATIONAL	IA REGIONAL MED PROG U OF IA		I PERSONNEL	STATE	FACT DESCRIPTION	SOCIO-MED.	
134	OTHER			IV EVALUATION AND QUALITY VIII PHARMACY RELAT. RESEARCH	LOCAL	RECOMMENDATION	SOCIO-MED.	

Appendix G-7 Research Publications  
 Accepted - By Document Accession Number (Continued)

DOC AC NO	DOC TYPE	FUNDING SOURCES	SI	SUBJECT CATEGORIES	GEOG LOCATION	CUTCOME TYPE	RESEARCH TYPE	EV PT
135	OTHER			III ORGANIZATION AND ADM. IX UNIQUE PROBLEMS	NATIONAL	PROBLEM ANALYSIS	SOCIO-MED.	
136	OTHER			I PERSONNEL II FACILITIES	STATE	PROBLEM ANALYSIS	SOCIO-MED.	
137	FEDERAL EDUCATIONAL	MEM-PHS U OF MD COLLEGE OF AGRIC		V UTILIZATION OF SERVICES VII SOCIAL BEHAVIOR ASPECTS XI RESEARCH METHODOLOGIES	LOCAL	PROBLEM ANALYSIS	SOCIO-MED.	
138	FEDERAL STATE	MEM-PHS LA REGIONAL MED PROG		II FACILITIES XI RESEARCH METHODOLOGIES	STATE	PROBLEM ANALYSIS	SOCIO-MED.	
139	STATE	MD COMPREHENSIVE H PLNG GROUP		I PERSONNEL II FACILITIES III ORGANIZATION AND ADM. V UTILIZATION OF SERVICES VII SOCIAL BEHAVIOR ASPECTS	STATE	RECOMMENATION	SOCIO-MED.	18
140	FEDERAL	MEM-PHS		V UTILIZATION OF SERVICES VII SOCIAL BEHAVIOR ASPECTS	NATIONAL	PROBLEM ANALYSIS	SOCIO-MED.	9
141	FEDERAL FEDERAL	USOA-ERS USOA-RDS		I PERSONNEL III ORGANIZATION AND ADM. V UTILIZATION OF SERVICES	NATIONAL	PROBLEM ANALYSIS	SOCIO-MED.	4
142	FEDERAL	MEM-PHS		XI RESEARCH METHODOLOGIES	LOCAL	PROBLEM ANALYSIS	RES. + DEV.	
143	FEDERAL LOCAL LOCAL	MEM BANGOR MED H CERY PENQUIS ME COMMUNITY ACTION GROUP	ME ME	II FACILITIES III ORGANIZATION AND ADM.	LOCAL	FACT DESCRIPTION	SOCIO-MED.	
144	OTHER			X TECHNOLOGY	NATIONAL	PROBLEM ANALYSIS	RES. + DEV.	6
145	FEDERAL	DOT-FEDERAL HIGHWAY ACVIN		II FACILITIES IV EVALUATION AND QUALITY	LOCAL	RECOMMENATION	RES. + DEV.	
146	FEDERAL	MEM-H SERS + MENTAL H ADMIN		II FACILITIES V UTILIZATION OF SERVICES IX UNIQUE PROBLEMS	LOCAL	FACT DESCRIPTION	SOCIO-MED.	
147	STATE	MI DEPT OF H		II FACILITIES V UTILIZATION OF SERVICES	STATE	RECOMMENATION	SOCIO-MED.	6
148	FEDERAL	MEM-H SERS + MENTAL H ADMIN		II FACILITIES	NATIONAL	FACT DESCRIPTION	SOCIO-MED.	
149	OTHER			III ORGANIZATION AND ADM. IV EVALUATION AND QUALITY	NATIONAL	OTHER	SOCIO-MED.	
150	STATE	FL DEPT OF P WELFARE		II FACILITIES IV EVALUATION AND QUALITY	LOCAL	OTHER	RES. + DEV.	
151	OTHER			III ORGANIZATION AND ADM. IX UNIQUE PROBLEMS	LOCAL	OTHER	SOCIO-MED.	

Appendix G-7 Research Publications  
 Accepted - By Document Accession Number (Continued)

DOC AC NO	TYPE	FUNDING SOURCE	ST	SUBJECT CATEGORIES	GEOG LOCATION	OUTCOME TYPE	RESEARCH TYPE	EV PT
152	EDUCATIONAL	KY S MED SCHOOL		IV EVALUATION AND QUALITY XV RESEARCH METHODOLOGIES	LOCAL	PROBLEM ANALYSIS	SOCIO-MED.	
153	FEDERAL EDUCATIONAL	HEW MALDEN U, CA		II FACILITIES IX UNIQUE PROBLEMS	LOCAL	FACT DESCRIPTION	RES. + DEV.	
154	STATE EDUCATIONAL	VT DEPT OF P H + COMMUNITY MED U OF VT		I PERSONNEL II FACILITIES	STATE	OTHER	SOCIO-MED.	
155	FEDERAL	HEW-PHS-NIH-NCHSR0		I PERSONNEL VII SOCIAL BEHAVIOR ASPECTS	STATE	RECOMMENATION	RES. + DEV.	0
156	FEDERAL	HWO		V UTILIZATION OF SERVICES IX UNIQUE PROBLEMS	STATE	FACT DESCRIPTION	SOCIO-MED.	
157	FEDERAL	HEW-PHS-OIV OF INDIAN H		II FACILITIES IX UNIQUE PROBLEMS	NATIONAL	OTHER	SOCIO-MED.	
158	STATE	IN DEPT OF P INST-UCATION		II FACILITIES IV EVALUATION AND QUALITY	STATE	OTHER	SOCIO-MED.	
159	FEDERAL	HEW-PHS-NIH		IV EVALUATION AND QUALITY XI RESEARCH METHODOLOGIES	NATIONAL	PROBLEM ANALYSIS	SOCIO-MED.	
160	OTHER			II FACILITIES X TECHNOLOGY	NATIONAL	OTHER	SOCIO-MED.	
161	PRIVATE	POPULATION COUNCIL, THE		II FACILITIES IV EVALUATION AND QUALITY	NATIONAL	OTHER	RES. + DEV.	
162	FEDERAL EDUCATIONAL	HEW GA COLLEGE OF MED		IV EVALUATION AND QUALITY	LOCAL	PROBLEM ANALYSIS	RES. + DEV.	
163	OTHER			IV EVALUATION AND QUALITY VI ECONOMIC/COST/FINANCING	STATE	RECOMMENATION	RES. + DEV.	
164	OTHER			III ORGANIZATION AND ADM.	STATE	RECOMMENATION	RES. + DEV.	
165	FEDERAL	HEW-PHS-NIH-NCHSR0		II FACILITIES III ORGANIZATION AND ADM.	NATIONAL	OTHER	SOCIO-MED.	
166	STATE	NC REGIONAL MED PROG		II FACILITIES VII SOCIAL BEHAVIOR ASPECTS	LOCAL	RECOMMENATION	RES. + DEV.	
167	PRIVATE	AM CANCER SOCIETY		IX UNIQUE PROBLEMS XI RESEARCH METHODOLOGIES	REGIONAL	PROBLEM ANALYSIS	SOCIO-MED.	
168	FEDERAL	USOA		IX UNIQUE PROBLEMS XI RESEARCH METHODOLOGIES	NATIONAL	OTHER	SOCIO-MED.	

Appendix G-7 Research Publications  
 Accepted - By Document Accession Number (Continued)

DOC AC NO	DOC TYPE	FUNDING SOURCES	ST	SUBJECT CATEGORIES	GEOG LOCATION	OUTCOME TYPE	RESEARCH TYPE	EV PT
169	FEDERAL FEDERAL PRIVATE	HEM OEC FORD F ROCKEFELLER F		III ORGANIZATION AND ADM. VII SOCIAL BEHAVIOR ASPECTS	STATE	PROBLEM ANALYSIS	RES. + DEV.	
170	FEDERAL	HEM-SOC + REMAB SER		III ORGANIZATION AND ADM. VII SOCIAL BEHAVIOR ASPECTS	LOCAL	FACT DESCRIPTION	RES. + DEV.	
171	STATE	NC DEPT OF ADPIN		I PERSONNEL II FACILITIES	STATE	OTHER	SOCIO-MED.	
172	REGIONAL	WESTERN INTERSTATE COMMSN FOR HIGHER ED		VII SOCIAL BEHAVIOR ASPECTS	REGIONAL	RECOMMENDATION	SOCIO-MED.	
173	FEDERAL	HEM-H SERS + MENTAL H ADMIN		III ORGANIZATION AND ADM. IV EVALUATION AND QUALITY	LOCAL	RECOMMENDATION	RES. + DEV.	
174	FEDERAL STATE	NOT OTHERWISE INDICATED WI		III ORGANIZATION AND ADM. IX UNIQUE PROBLEMS	LOCAL	PROBLEM ANALYSIS	RES. + DEV.	
175	FEDERAL	HEM		I PERSONNEL II FACILITIES III ORGANIZATION AND ADM. IV EVALUATION AND QUALITY V UTILIZATION OF SERVICES VII SOCIAL BEHAVIOR ASPECTS	NATIONAL	OTHER	SOCIO-MED.	
176	OTHER			II FACILITIES III ORGANIZATION AND ADM.	LOCAL	FACT DESCRIPTION	SOCIO-MED.	
177	FEDERAL STATE	HEM-PHS-NIM-NIMH TX DEPT OF MENTAL H		II FACILITIES IV EVALUATION AND QUALITY	LOCAL	FACT DESCRIPTION	RES. + DEV.	
178	FEDERAL	HUO		VI ECONOMIC/COST/FINANCING IX UNIQUE PROBLEMS	LOCAL	RECOMMENDATION	SOCIO-MED.	
179	FEDERAL	HEM-PHS		V UTILIZATION OF SERVICES IX UNIQUE PROBLEMS	STATE	OTHER	SOCIO-MED.	
180	FEDERAL	HEM-PHS		V UTILIZATION OF SERVICES IX UNIQUE PROBLEMS	STATE	OTHER	SOCIO-MED.	
181	OTHER			V UTILIZATION OF SERVICES XI RESEARCH METHODOLOGIES	REGIONAL	FACT DESCRIPTION	SOCIO-MED.	
182	FEDERAL	HEM-H SERS + MENTAL H ADMIN		I PERSONNEL II FACILITIES	LOCAL	FACT DESCRIPTION	SOCIO-MED.	
183	FEDERAL	TN VALLEY AUTHORITY		III ORGANIZATION AND ADM. IX UNIQUE PROBLEMS	REGIONAL	FACT DESCRIPTION	SOCIO-MED.	

Appendix G-7 Research Publications  
 Accepted - By Document Accession Number (Continued)

DOC AC NO	TYPE	FUNDING SOURCES	ST	SUBJECT CATEGORIES	GEOG LOCATION	OUTCOME TYPE	RESEARCH TYPE	EV PT
184	FEDERAL REGIONAL LOCAL	MEM NORTHLANDS REGIONAL MED PROG POLK CON NURSING SER	MN	II FACILITIES III ORGANIZATION AND ADM. VI ECONOMIC/COST/FINANCING	LOCAL	PROBLEM ANALYSIS	RES. + DEV.	
185	OTHER			II FACILITIES III ORGANIZATION AND ADM.	STATE	FACT DESCRIPTION	SOCIO-MED.	
186	FEDERAL	MEM-H SERS + MENTAL H ADMIN		IV EVALUATION AND QUALITY VII SOCIAL BEHAVIOR ASPECTS	NATIONAL	FACT DESCRIPTION	RES. + DEV.	
187	OTHER			I PERSONNEL IX UNIQUE PROBLEMS	NATIONAL	OTHER	SOCIO-MED.	
188	FEDERAL	MEM-PHS-CTR FOR JUS CONT		III ORGANIZATION AND ADM. XI RESEARCH METHODOLOGIES	NATIONAL	RECOMMENDATION	SOCIO-MED.	
189	STATE	WA DEPT OF SOCIAL + H SER		I PERSONNEL	STATE	FACT DESCRIPTION	SOCIO-MED.	
190	FEDERAL	MEM-SOC + REHAB SER		II FACILITIES	LOCAL	RECOMMENDATION	RES. + DEV.	5
191	STATE	MI DIV OF H		II FACILITIES XI RESEARCH METHODOLOGIES	LOCAL	FACT DESCRIPTION	RES. + DEV.	
192	EDUCATIONAL	YALE U		IX UNIQUE PROBLEMS X TECHNOLOGY	LOCAL	OTHER	RES. + DEV.	
193	REGIONAL	APC		II FACILITIES	REGIONAL	OTHER	SOCIO-MED.	
194	REGIONAL	ARC		II FACILITIES	REGIONAL	OTHER	SOCIO-MED.	
195	FEDERAL STATE	DEO PA DEPT OF COMMUNITY AFFAIRS		II FACILITIES III ORGANIZATION AND ADM.	LOCAL	FACT DESCRIPTION	RES. + DEV.	
196	EDUCATIONAL	U OF MO		II FACILITIES	LOCAL	RECOMMENDATION	RES. + DEV.	
197	FEDERAL	MEM-PHS-MIH		I PERSONNEL III ORGANIZATION AND ADM.	LOCAL	PROBLEM ANALYSIS	SOCIO-MED.	
198	REGIONAL	MOUNTAIN STATES REGIONAL MED PROG		I PERSONNEL III ORGANIZATION AND ADM.	LOCAL	FACT DESCRIPTION	RES. + DEV.	
199	PRIVATE PRIVATE	WV LEAGUE FOR NURSING WV NURSES ASSOCIATION		I PERSONNEL II FACILITIES	STATE	RECOMMENDATION	SOCIO-MED.	6
200	STATE	NY DEPT OF ED		I PERSONNEL V UTILIZATION OF SERVICES	STATE	RECOMMENDATION	SOCIO-MED.	6
201	FEDERAL	DOOL-HPR ADMIN		I PERSONNEL II FACILITIES	STATE	PROBLEM ANALYSIS	SOCIO-MED.	12
202	FEDERAL	USOA-SERS		I PERSONNEL	NATIONAL	PROBLEM ANALYSIS	RES. + DEV.	



Appendix G-7 Research Publications  
 Accepted - By Document Accession Number (Continued)

DOC AC NO	TYPE	FUNDING SOURCES	ST	SUBJECT CATEGORIES	GEOG LOCATION	OUTCOME TYPE	RESEARCH TYPE	EV PT
203	EDUCATIONAL	TX A+M		II FACILITIES IV EVALUATION AND QUALITY	NATIONAL	OTHER	SOCIO-MED.	
204	STATE	ME REGIONAL MED PROG		III ORGANIZATION AND ADM. VI ECONOMIC/COST/FINANCING	LOCAL	FACT DESCRIPTION	SOCIO-MED.	
205	FEDERAL	HEW-PHS		V UTILIZATION OF SERVICES IX UNIQUE PROBLEMS	STATE	OTHER	SOCIO-MED.	
206	FEDERAL	HEW-PHS		VI ECONOMIC/COST/FINANCING IX UNIQUE PROBLEMS	LOCAL	FACT DESCRIPTION	SOCIO-MED.	
207	EDUCATIONAL	U OF OE		VII SOCIAL BEHAVIOR ASPECTS	LOCAL	FACT DESCRIPTION	SOCIO-MED.	
208	FEDERAL PRIVATE	HEW-PHS TOWNSEND FUNO		IV EVALUATION AND QUALITY	LOCAL	PROBLEM ANALYSIS	RES. + DEV.	
209	STATE	PA DEPT OF COMMUNITY AFFAIRS		II FACILITIES IV EVALUATION AND QUALITY	STATE	OTHER	SOCIO-MED.	
210	EDUCATIONAL	U OF MD AT COLUMBIA		VII SOCIAL BEHAVIOR ASPECTS XI RESEARCH METHODOLOGIES	LOCAL	FACT DESCRIPTION	RES. + DEV.	
211	OTHER			VII SOCIAL BEHAVIOR ASPECTS XI RESEARCH METHODOLOGIES	REGIONAL	PROBLEM ANALYSIS	SOCIO-MED.	
212	FEDERAL	USDA-AES AT MA S U		I PERSONNEL III ORGANIZATION AND ADM. VI ECONOMIC/COST/FINANCING VII SOCIAL BEHAVIOR ASPECTS IX UNIQUE PROBLEMS	STATE	PROBLEM ANALYSIS	RES. + DEV.	13
213	PRIVATE	MILBANK MEMORIAL F		II FACILITIES VII SOCIAL BEHAVIOR ASPECTS XI RESEARCH METHODOLOGIES	LOCAL	FACT DESCRIPTION	SOCIO-MED.	
214	EDUCATIONAL	U OF IA		I PERSONNEL II FACILITIES	STATE	RECOMMENDATION	RES. + DEV.	8
215	EDUCATIONAL	WV U		IV EVALUATION AND QUALITY VI ECONOMIC/COST/FINANCING X TECHNOLOGY	LOCAL	FACT DESCRIPTION	RES. + DEV.	
216	EDUCATIONAL	FL S U SCHOOL OF SOCIAL WORK		II FACILITIES IV EVALUATION AND QUALITY VII SOCIAL BEHAVIOR ASPECTS	LOCAL	RECOMMENDATION	RES. + DEV.	
217	OTHER			II FACILITIES VI ECONOMIC/COST/FINANCING	LOCAL	RECOMMENDATION	SOCIO-MED.	
218	STATE	MA DEPT OF SOCIAL + H SERS		I PERSONNEL	STATE	FACT DESCRIPTION	SOCIO-MED.	

0499



Appendix G-7 Research Publications  
 Accepted - By Document Accession Number (Continued)

DOC AC NO	DOC TYPE	FUNDING SOURCES	ST	SUBJECT CATEGORIES	GEOG LOCATION	OUTCOME TYPE	RESEARCH TYPE	EV PT
219	EDUCATIONAL	MEHARP MED COL, NASHVILLE, TN		I PERSONNEL VI ECONOMIC/COST/FINANCING	REGIONAL	OTHER	SOCIO-MED.	
220	PRIVATE	MILBANK MEMORIAL F		IV EVALUATION AND QUALITY V UTILIZATION OF SERVICES	LOCAL	FACT DESCRIPTION	SOCIO-MED.	
221	OTHER			I PERSONNEL IV EVALUATION AND QUALITY	STATE	RECOMMENDATION	RES. + DEV.	
222	FEDERAL	MEM-PHS-NIH-NCHSR20		I PERSONNEL VII SOCIAL BEHAVIOR ASPECTS	LOCAL	PROBLEM ANALYSIS	SOCIO-MED.	
223	OTHER			I PERSONNEL IV FACILITIES IX UNIQUE PROBLEMS	STATE	PROBLEM ANALYSIS	SOCIO-MED.	
224	OTHER			VII SOCIAL BEHAVIOR ASPECTS	LOCAL	PROBLEM ANALYSIS	SOCIO-MED.	
225	FEDERAL EDUCATIONAL	MEM-PHS YALE U SCHOOL OF MED		II FACILITIES XI RESEARCH METHODOLOGIES	LOCAL	PROBLEM ANALYSIS	SOCIO-MED.	
226	FEDERAL	MEM-H SERS + MENTAL H ADMIN		VII SOCIAL BEHAVIOR ASPECTS	LOCAL	PROBLEM ANALYSIS	SOCIO-MED.	
227	FEDERAL	USOA-SERS		VII SOCIAL BEHAVIOR ASPECTS	REGIONAL	PROBLEM ANALYSIS	SOCIO-MED.	4
228	OTHER			VII SOCIAL BEHAVIOR ASPECTS	LOCAL	FACT DESCRIPTION	SOCIO-MED.	
229	EDUCATIONAL	MS S U		III ORGANIZATION AND ADM. IX UNIQUE PROBLEMS	LOCAL	PROBLEM ANALYSIS	SOCIO-MED.	4
230	FEDERAL	USOA-SERS AT UT S U		I PERSONNEL IV EVALUATION AND QUALITY XI RESEARCH METHODOLOGIES	STATE	PROBLEM ANALYSIS	SOCIO-MED.	
231	STATE	UT REGIONAL CHILD SEP		II FACILITIES XI RESEARCH METHODOLOGIES	LOCAL	RECOMMENDATION	SOCIO-MED.	5
232	FEDERAL	000-ARMY MED SER CORPS		VI ECONOMIC/COST/FINANCING	NATIONAL	OTHER	SOCIO-MED.	
233	OTHER			VII SOCIAL BEHAVIOR ASPECTS	NATIONAL	FACT DESCRIPTION	SOCIO-MED.	
234	EDUCATIONAL	IA S U		IV EVALUATION AND QUALITY VI ECONOMIC/COST/FINANCING	STATE	OTHER	SOCIO-MED.	
235	REGIONAL	NORTHLANDS REGIONAL MEJ PROG		I PERSONNEL VII SOCIAL BEHAVIOR ASPECTS	REGIONAL	RECOMMENDATION	RES. + DEV.	
236	LOCAL	CARBON CON 80 OF EO-RGNL CHILD STUDY SER UT		VII SOCIAL BEHAVIOR ASPECTS IX UNIQUE PROBLEMS	LOCAL	OTHER	SOCIO-MED.	
237	FEDERAL	MEM-SOC + REHAB SER		III ORGANIZATION AND ADM. VII SOCIAL BEHAVIOR ASPECTS	LOCAL	PROBLEM ANALYSIS	RES. + DEV.	1

Appendix G-7 Research Publications  
Accepted - By Document Accession Number (Continued)

DOC AC NO	FUNDING SOURCES	ST	SUBJECT CATEGORIES	GEDC LOCATION	CUTCOME TYPE	RESEARCH TYPE	EV PT
238	FEDERAL EDUCATIONAL HEN NORTHWESTERN U SCHOOL OF MED HEN-PHS MILBANK MEMORIAL F PRIVATE SEARS ROEBUCK F		IV EVALUATION AND QUALITY XI RESEARCH METHODOLOGIES VII SOCIAL BEHAVIOR ASPECTS	LOCAL STATE	PROBLEM ANALYSIS PROBLEM ANALYSIS	SOCIO-MED. SOCIO-MED.	
240	OTHER		II FACILITIES III ORGANIZATION AND ADM. VI ECONOMIC/COST/FINANCING I PERSONNEL II FACILITIES	NATIONAL NATIONAL	RECOMMENDATION OTHER	RES. + DEV. SOCIO-MED.	
241	FEDERAL		I PERSONNEL III ORGANIZATION AND ADM.	REGIONAL	OTHER	RES. + DEV.	
242	FEDERAL		I PERSONNEL III ORGANIZATION AND ADM.	STATE	OTHER	RES. + DEV.	
243	FEDERAL		V UTILIZATION OF SERVICES XI RESEARCH METHODOLOGIES	LOCAL	PROBLEM ANALYSIS	SOCIO-MED.	
244	FEDERAL		II FACILITIES IV EVALUATION AND QUALITY	LOCAL	RECOMMENDATION	RES. + DEV.	11
245	FEDERAL		I PERSONNEL VII SOCIAL BEHAVIOR ASPECTS	STATE LOCAL	FACT DESCRIPTION PROBLEM ANALYSIS	SOCIO-MED. SOCIO-MED.	
246	STATE		III ORGANIZATION AND ADM. IV EVALUATION AND QUALITY IX UNIQUE PROBLEMS	LOCAL REGIONAL	OTHER FACT DESCRIPTION	RES. + DEV. SOCIO-MED.	
247	FEDERAL EDUCATIONAL U OF FL CHILDRENS BU EDUCATIONAL U OF FL POPULATION COUNCIL		IV EVALUATION AND QUALITY IX UNIQUE PROBLEMS	STATE	RECOMMENDATION	SOCIO-MED.	1
248	FEDERAL		III ORGANIZATION AND ADM. IV EVALUATION AND QUALITY IX UNIQUE PROBLEMS	STATE	RECOMMENDATION	SOCIO-MED.	2
249	FEDERAL		II FACILITIES III ORGANIZATION AND ADM.	LOCAL	PROBLEM ANALYSIS	RES. + DEV.	
250	STATE		III ORGANIZATION AND ADM. VII SOCIAL BEHAVIOR ASPECTS	STATE	PROBLEM ANALYSIS	SOCIO-MED.	
251	FEDERAL		II FACILITIES III ORGANIZATION AND ADM. VII SOCIAL BEHAVIOR ASPECTS	LOCAL	FACT DESCRIPTION	RES. + DEV.	
252	OTHER		II FACILITIES III ORGANIZATION AND ADM.	STATE	RECOMMENDATION	SOCIO-MED.	
253	FEDERAL EDUCATIONAL MV U SCHOOL OF MED		II FACILITIES III ORGANIZATION AND ADM. VII SOCIAL BEHAVIOR ASPECTS	STATE	PROBLEM ANALYSIS	SOCIO-MED.	
254	FEDERAL		II FACILITIES III ORGANIZATION AND ADM. IV EVALUATION AND QUALITY	LOCAL	FACT DESCRIPTION	RES. + DEV.	

0501

Appendix G-7 Research Publications  
Accepted - By Document Accession Number (Continued)

DOC AC NO	FUNDING SOURCE	SI	SUBJECT CATEGORIES	GEOG LOCATION	OUTCOME TYPE	RESEARCH TYPE	EV PT
255	FEDERAL OEO		II FACILITIES III ORGANIZATION AND ADM. IV EVALUATION AND QUALITY	LOCAL	FACT DESCRIPTION	RES. + DEV.	
256	FEDERAL OEO		III ORGANIZATION AND ADM. IV EVALUATION AND QUALITY	LOCAL	FACT DESCRIPTION	RES. + DEV.	
257	FEDERAL FEDERAL DOT HEW-PHS		II FACILITIES	STATE	RECOMMENDATION	SOCIO-MED.	
258	OTHER		I PERSONNEL III ORGANIZATION AND ADM.	LOCAL	PROBLEM ANALYSIS	RES. + DEV.	
259	FEDERAL USDA-ERS		IV EVALUATION AND QUALITY V UTILIZATION OF SERVICES	NATIONAL	PROBLEM ANALYSIS	SOCIO-MED.	
260	OTHER		I PERSONNEL IV EVALUATION AND QUALITY	STATE	RECOMMENDATION	SOCIO-MED.	
261	FEDERAL OEO		II FACILITIES IV EVALUATION AND QUALITY V UTILIZATION OF SERVICES VII SOCIAL BEHAVIOR ASPECTS	LOCAL	FACT DESCRIPTION	RES. + DEV.	
262	PRIVATE PRIVATE PRIVATE FORD F. NY MONSANTO F. MO ROCKEFELLER F		III ORGANIZATION AND ADM. V UTILIZATION OF SERVICES VII SOCIAL BEHAVIOR ASPECTS	NATIONAL	OTHER	SOCIO-MED.	
263	PRIVATE PRIVATE PRIVATE AVALON F. NY EMPIRE S. MED. SCIENTIFIC + ED F. NY		III ORGANIZATION AND ADM. XI RESEARCH METHODOLOGIES	STATE	PROBLEM ANALYSIS	SOCIO-MED.	
264	FEDERAL OEO		II FACILITIES III ORGANIZATION AND ADM.	LOCAL	RECOMMENDATION	RES. + DEV.	
265	FEDERAL HEW-PHS-NIH-NIMH		VII SOCIAL BEHAVIOR ASPECTS XI RESEARCH METHODOLOGIES	LOCAL	FACT DESCRIPTION	SOCIO-MED.	
266	FEDERAL STATE PRIVATE HEW-SERS + MENTAL H ADMIN M REGIONAL MED PROG SEARS ROEBUCK F		I PERSONNEL II FACILITIES	LOCAL	PROBLEM ANALYSIS	RES. + DEV.	
267	EDUCATIONAL U OF FL COLLEGE OF MED		IV EVALUATION AND QUALITY V UTILIZATION OF SERVICES X TECHNOLOGY	LOCAL	PROBLEM ANALYSIS	SOCIO-MED.	
268	FEDERAL STATE HEW AK		I PERSONNEL II FACILITIES III ORGANIZATION AND ADM.	STATE	PROBLEM ANALYSIS	SOCIO-MED.	
269	OTHER		II FACILITIES VI ECONOMIC/COST/FINANCING	LOCAL	FACT DESCRIPTION	RES. + DEV.	

Appendix G-7 Research Publications  
 Accepted - By Document Accession Number (Continued)

DOC AC NO	ST	FUNDING SOURCES	SUBJECT CATEGORIES	GEOG LOCATION	OUTCOME TYPE	RESEARCH TYPE	EV PT
270	STATE EDUCATIONAL	4N U OF 4N MED SCHOOL	I PERSONNEL III ORGANIZATION AND ADM.	STATE	FACT DESCRIPTION	SOCIO-MED.	
271	OTHER		I PERSONNEL	LOCAL	OTHER	SOCIO-MED.	
272	FEDERAL	060	III ORGANIZATION AND ADM. VII SOCIAL BEHAVIOR ASPECTS	NATIONAL	OTHER	RES. + DEV.	
273	FEDERAL	USOA-CSRS	VI ECONOMIC/COST/FINANCING VII SOCIAL BEHAVIOR ASPECTS	LOCAL	FACT DESCRIPTION	SOCIO-MED.	
274	EDUCATIONAL	U OF TX	III ORGANIZATION AND ADM. VII SOCIAL BEHAVIOR ASPECTS	NATIONAL	OTHER	SOCIO-MED.	
275	FEDERAL REGIONAL PRIVATE	HEW NORTHLANDS REGIONAL MED PROG MAYO CLINIC	II FACILITIES III ORGANIZATION AND ADM. V UTILIZATION OF SERVICES VII SOCIAL BEHAVIOR ASPECTS	LOCAL	FACT DESCRIPTION	SOCIO-MED.	
276	STATE	40	IV EVALUATION AND QUALITY V UTILIZATION OF SERVICES	LOCAL	PROBLEM ANALYSIS	SOCIO-MED.	
277	FEDERAL	USOA-ERS	I PERSONNEL II FACILITIES VII SOCIAL BEHAVIOR ASPECTS	NATIONAL	FACT DESCRIPTION	SOCIO-MED.	
278	REGIONAL PRIVATE	ARC STUDENT AMERICA MED ASSOC	I PERSONNEL VII SOCIAL BEHAVIOR ASPECTS	REGIONAL	PROBLEM ANALYSIS	SOCIO-MED.	
279	OTHER		III ORGANIZATION AND ADM. VII SOCIAL BEHAVIOR ASPECTS	STATE	PROBLEM ANALYSIS	SOCIO-MED.	
280	FEDERAL	060	III ORGANIZATION AND ADM. XI RESEARCH METHODOLOGIES	LOCAL	PROBLEM ANALYSIS	RES. + DEV.	
281	STATE	OH AG RESEARCH + DEV CTR	V UTILIZATION OF SERVICES VII SOCIAL BEHAVIOR ASPECTS	LOCAL	RECOMMENDATION	SOCIO-MED.	7
282	STATE	NC DEPT OF P INSTRUCTION	II FACILITIES IX UNIQUE PROBLEMS	STATE	OTHER	SOCIO-MED.	
283	STATE	NC DEPT OF P INSTRUCTION	II FACILITIES IX UNIQUE PROBLEMS	STATE	OTHER	SOCIO-MED.	
284	OTHER		IV EVALUATION AND QUALITY XI RESEARCH METHODOLOGIES	STATE	PROBLEM ANALYSIS	SOCIO-MED.	
285	FEDERAL REGIONAL	HEW-H SERS + MENTAL H ADMIN MOUNTAIN STATES REGIONAL MED PROG	I PERSONNEL II FACILITIES	LOCAL	FACT DESCRIPTION	SOCIO-MED.	
286	OTHER		II FACILITIES	LOCAL	FACT DESCRIPTION	SOCIO-MED.	

Appendix G-7 Research Publications  
Accepted - By Document Accession Number (Continued)

DOC AC NO	TYPE	FUNDING SOURCES	ST	SUBJECT CATEGORIES	GEOG LOCATION	OUTCOME TYPE	RESEARCH TYPE	EV PT
287	FEDERAL	USOA-AES		VII SOCIAL BEHAVIOR ASPECTS IX UNIQUE PROBLEMS XI RESEARCH METHODOLOGIES	NATIONAL	FACT DESCRIPTION	SOCIO-MED.	
288	OTHER			I PERSONNEL V UTILIZATION OF SERVICES	STATE	RECOMMENDATION	SOCIO-MED.	
289	STATE	MA DEPT OF SOCIAL & H SERS		I PERSONNEL	STATE	FACT DESCRIPTION	SOCIO-MED.	
290	PRIVATE	RANO CORPORATION, THE		I PERSONNEL	STATE	RECOMMENDATION	SOCIO-MED.	11
291	FEDERAL	MEM-H SERS & MENTAL H ADMIN		II FACILITIES	LOCAL	RECOMMENDATION	RES. & DEV.	
292	FEDERAL	MEM-H SERS & MENTAL H ADMIN-OPPE		III ORGANIZATION AND ADM. VII SOCIAL BEHAVIOR ASPECTS	NATIONAL	RECOMMENDATION	SOCIO-MED.	9
293	STATE	PA DEPT OF EO		I PERSONNEL	STATE	RECOMMENDATION	SOCIO-MED.	13
294	FEDERAL	MEM-PHS-NIH		II FACILITIES III ORGANIZATION AND ADM. X TECHNOLOGY	REGIONAL	RECOMMENDATION	RES. & DEV.	
295	OTHER			I PERSONNEL VII SOCIAL BEHAVIOR ASPECTS	LOCAL	FACT DESCRIPTION	RES. & DEV.	
296	FEDERAL FEDERAL	OOI-BIA MEM-PHS-NIH-NIMH		III ORGANIZATION AND ADM. XI RESEARCH METHODOLOGIES	REGIONAL	FACT DESCRIPTION	RES. & DEV.	
297	REGIONAL EDUCATIONAL	MV REGIONAL MED PROG U OF WV		I PERSONNEL II FACILITIES	REGIONAL	OTHER	SOCIO-MED.	
298	FEDERAL	MEM-H SERS & MENTAL H ADMIN		I PERSONNEL VII SOCIAL BEHAVIOR ASPECTS	STATE	RECOMMENDATION	SOCIO-MED.	
299	LOCAL	HUNTINGTON COMMUNITY MENTAL H CTR	MV	IV EVALUATION AND QUALITY VII SOCIAL BEHAVIOR ASPECTS	LOCAL	PROBLEM ANALYSIS	RES. & DEV.	8
300	STATE	ME REGIONAL MED PROG-PES+EVLTN SER		II FACILITIES IV EVALUATION AND QUALITY	STATE	RECOMMENDATION	SOCIO-MED.	7
301	STATE	IA DEPT OF P INSTRUCTION		I PERSONNEL II FACILITIES VII SOCIAL BEHAVIOR ASPECTS	LOCAL	PROBLEM ANALYSIS	RES. & DEV.	
302	OTHER			I PERSONNEL IV EVALUATION AND QUALITY	STATE	FACT DESCRIPTION	SOCIO-MED.	
303	FEDERAL REGIONAL	MEM-H SERS & MENTAL H ADMIN MOUNTAIN STATES REGIONAL MED PROG		I PERSONNEL II FACILITIES	REGIONAL	FACT DESCRIPTION	SOCIO-MED.	
304	OTHER			III ORGANIZATION AND ADM.	LOCAL	PROBLEM ANALYSIS	RES. & DEV.	

Appendix G-7 Research Publications  
 Accepted - By Document Accession Number (Continued)

DOC AC NO	TYPE	FUNDING SOURCES	ST	SUBJECT CATEGORIES	GEOG LOCATION	OUTCOME TYPE	RESEARCH TYPE	EV PT
305	FEDERAL PRIVATE	MEM-PHS GILLETTE CO, THE		III ORGANIZATION AND ADM. IX UNIQUE PROBLEMS	LOCAL	PROBLEM ANALYSIS	RES. + DEV.	
306	EDUCATIONAL	U OF FL		I PERSONNEL III ORGANIZATION AND ADM.	LOCAL	PROBLEM ANALYSIS	RES. + DEV.	
307	OTHER			IV EVALUATION AND QUALITY V UTILIZATION OF SERVICES VII SOCIAL BEHAVIOR ASPECTS	LOCAL	FACT DESCRIPTION	SOCIO-MED.	
308	OTHER			II FACILITIES III ORGANIZATION AND ADM.	NATIONAL	RECOMMENDATION	RES. + DEV.	
309	OTHER	VA HASON HOSPITAL, SEATTLE WA		II FACILITIES III ORGANIZATION AND ADM.	LOCAL	FACT DESCRIPTION	RES. + DEV.	
310	REGIONAL	FRONTIER NURSING SEP		I PERSONNEL VIII PHARRACY RELA. RESEARCH	LOCAL	FACT DESCRIPTION	RES. + DEV.	
311	EDUCATIONAL PRIVATE	U OF FL COLL OF VED KARNEGIE F COMMONWEALTH F		I PERSONNEL XI RESEARCH METHODOLOGIES	LOCAL	PROBLEM ANALYSIS	SOCIO-MED.	
312	FEDERAL	MEM-PHS-NIM-NCHSRQ		IV EVALUATION AND QUALITY V UTILIZATION OF SERVICES	NATIONAL	PROBLEM ANALYSIS	SOCIO-MED.	7
313	FEDERAL	USDA-ERS-ECONOMIC DEV DIV		VII SOCIAL BEHAVIOR ASPECTS IX UNIQUE PROBLEMS	STATE	FACT DESCRIPTION	RES. + DEV.	
314	FEDERAL	MEM-PHS		II FACILITIES	NATIONAL	OTHER	SOCIO-MED.	
315	FEDERAL	MEM-PHS-NIM-NCHSRQ		III ORGANIZATION AND ADM. VII SOCIAL BEHAVIOR ASPECTS	LOCAL	FACT DESCRIPTION	RES. + DEV.	
316	FEDERAL	MEM-DE-DIV OF COMPENSATORY ED		IV EVALUATION AND QUALITY IX UNIQUE PROBLEMS	LOCAL	RECOMMENDATION	RES. + DEV.	-2
317	REGIONAL	WA-AK REGIONAL MED PROG		I PERSONNEL III ORGANIZATION AND ADM.	REGIONAL	FACT DESCRIPTION	RES. + DEV.	
318	REGIONAL	NORTHLANDS REGIONAL MED PROG		I PERSONNEL III ORGANIZATION AND ADM.	LOCAL	PROBLEM ANALYSIS	SOCIO-MED.	
319	OTHER			III ORGANIZATION AND ADM. VI ECONOMIC/COST/FINANCING	NATIONAL	RECOMMENDATION	RES. + DEV.	
320	EDUCATIONAL	HARVARD U MED SCHOOL		VII SOCIAL BEHAVIOR ASPECTS XI RESEARCH METHODOLOGIES	NATIONAL	PROBLEM ANALYSIS	SOCIO-MED.	
321	FEDERAL REGIONAL	MEM-PHS + MENTAL H ADMIN MOUNTAIN STATES REGIONAL MED PROG		I PERSONNEL II FACILITIES III ORGANIZATION AND ADM.	LOCAL	FACT DESCRIPTION	SOCIO-MED.	

APPENDIX H-1  
PUBLICATIONS REJECTED - BY TITLE

0506

APPENDIX H-1 PUBLICATIONS REJECTED - BY TITLE

<u>Doc. Acc. No.</u>	<u>Bibliographic Data</u>
R01	Youmans, E. Grant. "Age Stratification and Value Orientations." <u>International Journal of Aging and Human Development</u> , 1(1):53-66, Winter, 1973.
R02	"Alaskan Villages Receive Human Services." <u>Health Services Reports</u> , 87:121-124, February 1972.
R03	Preston, James D., and Spiekerman, Danette. <u>An Analysis of Bond Issue Elections as Indicators of Socio-Economic Development Potential</u> . College Station, TX: Texas AES Annual Conference, January 1970 (ED 070 548)
R04	Penn, Rhesa L. "The Application of a Model for Health Care Services in a Rural Setting." <u>American Journal of Public Health</u> , 63:33-36, January 1973.
R05	Brown, Douglas R. <u>The Areawide Hospital Planning Process</u> . HEW/PHS: March 1971. (PB 197 967)
R06	Barker, Virginia. "Baccalaureate Education in a Rural Setting." <u>Nursing Outlook</u> , 20(5):335-337, May 1972.
R07	"Bold New Programs Fill 'Country Doctor' Role." <u>Journal of the Medical Association of the State of Alabama</u> , 42:782-799, May 1973.
R08	Amitrano, Dolores G. "Clinic on Wheels." <u>Supervisory Nurse</u> , 4:30-43, March 1973.
R09	Schneider, D. "Clinics for Migrants." <u>Health Services Reports</u> , 87:775-781, November 1972.
R10	Barton, Stephan Nye, and O'Leary, John. "The Commercial Boundaries of Rural Communities." <u>Minnesota Medicine</u> , 56:540-542, June 1973.
R11	Doak, E. Dale. <u>Community Development in Rural Appalachia</u> . Knoxville, TN: 1973. (ED 084 062)
R12	Northeast Georgia Area Planning Commission. <u>Facilities Planning: Barrow Country</u> , Athens, GA: July 1970. (PB 195 542)
R13	Indian Health Service, HSMHA. <u>Community Health Medicine of the Indian Health Service</u> .
R14	Joint Committee for Stroke. "Community Health Services for Stroke." <u>Stroke</u> , 5(1):114-133, January/February 1974.

H-1

0507



Publications Rejected - By Title (Continued)

<u>Doc.Acc.No.</u>	<u>Bibliographic Data</u>
R15	Kane, Robert L. "Community Medicine on the Navajo Reservation." <u>Health Services Reports</u> , 86:733-740, August 1971.
R16	Beigel, Allan, and Levinson, Alan. <u>The Community Mental Health Center</u> . NY: Basic Books, 1972.
R17	Campbell, Walter D. "Delivering Health Care to Domestic Farm Workers." <u>Texas Medicine</u> , 70(1):57-60, January 1974.
R18	Westcott, Lloyd. "Discussion of the Role of the Community in Developing Improved Health Care." <u>Bulletin of the New York Academy of Medicine</u> , 46(12):1042-1047, December 1970.
R19	Patterson, Karen W., et al. <u>The Distribution of Farm Accidents in Louisiana</u> . (AES Bulletin #665). Louisiana State Agricultural and Mechanical College, September 1972.
R20	Haverty, J. Rhodes. "Distribution of Physicians Rendering Pediatric Care in Georgia." <u>Journal of the Medical Association of Georgia</u> . 59(5):169-172, May 1970.
R21	Bollinger, W. L. "The Economic and Social Impact of the Depopulation Process upon 4 selected Counties in Idaho." <u>Commission on Population Growth and the American Future</u> . Research Reports, Volume 5. Edited by Sara Mills Mazie.
R22	Miernyk, William H. "Economic Characteristics of Appalachia and Potential for Financing Health Care Improvements." <u>Rural and Appalachian Health</u> . Edited by R. L. Nolan, and J. S. Schwartz. Springfield, IL: Charles C. Thomas, 1973.
R23	Hayes, Wayland J., Jr. "Epidemiology and General Management of Poisoning by Pesticides." <u>Pediatric Clinics of North America</u> , 17:634-635, August 1970.
R24	Long, Robert C. "Facing Rural Health Problems." <u>Mountain Life Work</u> , 46(6):14-17, June 1970.
R25	Schutt, Barbara G. "Frontier's Family Nurses." <u>American Journal of Nursing</u> , 72:903-909, May 1972.
R26	<u>Health Care in Rural America</u> . ERS #451 ERS-USDA: July 1970.
R27	Snyder L. J. "Health Care in Rural America." <u>Rural Electrification</u> , 29(6):16-17, 42-43, March 1971.

Publications Rejected - By Title (Continued)

<u>Doc. Acc. No.</u>	<u>Bibliographic Data</u>
R23	Cameron, Charles M., Jr. "Health Care Innovations and Health Services Research." <u>Oklahoma Current Farm Economics</u> . 44(4):7-11, December 1971.
R29	Smith, Lawrence, Jr., and Kane, Robert. "Health Knowledge and Symptom Perception: A Study of a Rural Kentucky County." <u>Social Science and Medicine</u> . 4:557-567, December 1970.
R30	National Center for Health Statistics. <u>Health Resources Statistics: Health Manpower and Health Facilities, 1969 Edition</u> . (PHS Publication #1509). May 1970. (ED 045 830)
R31	Bove, Beverly A. <u>Health Services for Migrant Children</u> . Las Cruces, NM: ERIC Clearing House on Rural Education and Small Schools. December 1972. (ED 069 449)
R32	University of Missouri, AES, and University of Arkansas, AES. <u>Human Resources in the Ozarks Region--with Emphasis on the Poor</u> . (AES #182). Washington, DC: GPO, May 1970. (ED 043 407)
R33	Shelly, Maynard W., and Smith, Beverly A. <u>Isolated and Restricted Environments, Part II. Final Technical Report</u> . (AD 712 563)
R34	Ruf, David F. "Lafayette County Heart Risk Screening Program." <u>Wisconsin Medical Journal</u> . 72(7):20-21, July 1973.
R35	Redifer, Rex. "Liberty Looks for an M.D." <u>Rural Electrification</u> . 29(6):18, 42-43, March 1971.
R36	Saltzman, Ben N. "Medical Aspects of Rural Occupational Health." <u>Journal of the Arkansas Medical Society</u> . 66:306-309, February 1970.
R37	Berardi, Romeo S. "Medical Priorities." <u>Journal of the Kentucky Medical Association</u> . 68:585-587, September 1970.
R38	Curb, J. David et al. "Medical Problems Among Rural Hippies." <u>Rocky Mountain Medical Journal</u> . 68:37-38, September 1971.
R39	Cox, James J. "Memphis Regional Medical Program Brings Medicine to the People." <u>Health Services Reports</u> . 88:371-376, April 1973.
R40	Carpenter, R. LeRoy. "A Mobile Health Clinic in Rural Oklahoma." <u>Health Services Reports</u> . 86:1064-1065, December 1971.

Publications Rejected - By Title (Continued)

<u>Doc.Acc.No.</u>	<u>Bibliographic Data</u>
R41	Mossey, Jana, and Nicholson, Sally. <u>Non-Physician Personnel in Ambulatory Child Health Care: A Review</u> . Chapel Hill, NC: March 1970. (PB 198 620)
R42	Stout, Thomas T., and Darbee, Bruce I. "On a Pleasant Sunny Afternoon." <u>Economic Information for Ohio Agriculture (#529)</u> . March 1972.
R43	Bingham, J. Ron. "OSHA Regulations to Affect Agriculture." <u>The Sugarbeet</u> , pp. 9-10, Winter 1973.
R44	Hoskins, Barbara. "Patient Migration to Small Towns." <u>Journal of the American Medical Association</u> . 228(12):1519-1520, June 17, 1974.
R45	USDA/ERS. <u>"The People Left Behind" -- Four Years Later. A Report on the Effectiveness of Implementation of the Recommendations of the Presidential Commission on Rural Poverty</u> . Washington, DC: GPO, November 1971. (FD 066 282)
R46	Mars, David. <u>Perceptions of Decentralization in Two Regions of the Health Services and Mental Health Administration</u> . Washington, DC: GPO, January 1973. (PB 222 229)
R47	Murphree, Alice, and Barrow, Mark V. "Physician Dependence, Self-Treatment Practices and Folk Remedies in a Rural Area." <u>Southern Medical Journal</u> . 63:403-408, April 1970.
R48	Koefoot, Theodore H., Jr., and Burgher, L. W. "A Pilot Project in Rural Health Care." <u>Nebraska State Medical Journal</u> . 56:410-411, October 1971.
R49	Mechanic, David. <u>Politics, Medicine and Political Science</u> . NY: John Wiley, 1974.
R50	Hansen, Niles M. <u>Population Turnaround in Nonmetropolitan Regions: Its Implications for Manpower and Regional Policies</u> . Austin, TX. (PB 222 185)
R51	Shepherd, Ted. "Prairie County Nursing Home." <u>Rural Electrification</u> , 29(6):25,26,44, March 1971.
R52	Belleville, Marion, and Green, Pauline B. "Preschool Multi-phasic Screening Programs in Rural Kansas." <u>American Journal of Public Health</u> , 62:795-798, June 1972.

Publications Rejected - By Title (Continued)

Doc. Acc. No.

Bibliographic Data

- R53 Institute on Man & Science. The Project Approach: The Revitalization of Stump Creek. Paper #1, Rensselaerville, NY, September 1973. (ED 082 880)
- R54 Colorado State University. Project Communi-Link. Terminal Report. Fort Collins, CO, June 1973. (ED 078 278)
- R55 Hutchinson, John D., ed. Report from the Study Group on Vocational Rehabilitation of the Disabled Disadvantaged in a Rural Setting. Washington, DC: 8th Institute on Rehabilitation Services, May 1970. (ED 053 847)
- R56 Fuguitt, Glenn V, and Zuiches, James J. Residential Preferences and Population Distribution. Results of a National Survey. Paper, Rural Sociological Society Annual Meeting, August 1973. (ED 080 260)
- R57 Traylor, M. L. "Rural Ambulance Service." Northwest Medicine, 71:804-806, November 1972.
- R58 Lin, Y. N., and Cleland, C. L. Rural Development Alternative Analysis Through the Use of Discriminant Function and Socio-economic Indicator Matrices. Presented at the Rural Sociological Society Meeting, August 1973. (ED 079 002)
- R59 Lynn, Thomas N. "Rural Health Care." Oklahoma Current Farm Economics, 44(4):5-7, December 1971.
- R60 Baumgartner, R. Paul et al. "Rural Health Care--Opportunity for Innovative Pharmacy Service." American Journal of Hospital Pharmacy. 29:394-400, May 1972.
- R61 Schwartz, J. L. "Rural Health Problems of Isolated Appalachian Counties." Rural and Appalachian Health, edited by R. L. Nolan, and J. L. Schwartz. Springfield, IL: Charles C. Thomas, 1973.
- R62 Hanson, Ivan. "The Rural Health Situation." Oklahoma Current Farm Economics, 44(2):13-20, June 1971.
- R63 Senters, J. Sanitarians Licensed in Washington. Olympia, WA: Washington Department of Social & Health Services, June 1970. (ED 080 818)
- R64 "Satellite Hospital in Arizona." Rural Electrification, 29(6):19-20, March 1971.

Publications Rejected - By Title (Continued)

<u>Doc. Acc. No.</u>	<u>Bibliographic Data</u>
R65	Koebnick, Tom and Beegle, J. Allan. <u>Selected Attitudes and Opinions of Michigan's Rural Population</u> . (Research Report #169). East Lansing, MI: Development and Public Affairs, Michigan State University, June 1972. (ED 073 883)
R66	Wan, Thomas. "Social Differentials in Selected Work Limiting Chronic Conditions." <u>Journal of Chronic Diseases</u> . 25(6/7): 365-374, July 1972.
R67	Conyers, Charles L. "Summer Programs Offer 'Three Squares'." <u>School Food Service Journal</u> , 26(7):88-90, July-August 1972.
R68	Billingsley, Ray V. <u>System Simulation as an Inter-Disciplinary Interface in Rural Development Research</u> . (TAES-TA-9915). Texas Agricultural and Mechanical University, College Station, TX. April 1972. (ED 067 826)
R69	"Tennessee Valley Health Caravan." <u>Rural Electrification</u> , 29(6):21-24, March 1971.
R70	"25,538 Doctors Respond to 'Modern Medicine' Poll." <u>Modern Medicine</u> , 39(16):29-33, August 9, 1971.
R71	Mugge, Robert H. and Eppley, David B. "Urban-Rural Contrasts in Public Welfare." <u>The Quality of Rural Living</u> . Proceedings of a Workshop Report #ISBN-0-309-01940-0. Washington, DC: National Academy of Sciences, 1971. (ED 072 880)
R72	Carl L. Gardner and Associates, Inc. <u>Village of Minooka, Illinois Comprehensive Plan</u> . Chicago, IL, June 1973. (PB 222 311)
R73	Sparer, Gerald and Okada, Louise. "Welfare and Medicaid Coverage of the Poor and Near-Poor in Low-Income Areas." <u>Health Services Reports</u> , 86(12):1099-1106, December 1971.
R74	Fletcher, William J. "What Does OSHA Mean to You?" <u>American Farm Manager Rural Appraisal Journal</u> , 35(2):37-39, October 1971.

APPENDIX H-2  
PUBLICATIONS UNOBTAINABLE - BY TITLE

0513

APPENDIX H-2 PUBLICATIONS UNOBTAINABLE - BY TITLE

Stuckey, W. E., and Pugh, A. R. Ohio State University, AES, Accidental Injuries to Ohio Farm People, 1957-1972. (Extension Bulletin #MM338). Columbus, OH: Cooperative Extension Service, September 1973.

Yett, D. E., and Sloan, F. A. Analysis of Migration Patterns of Recent Medical Graduates, Health Services Research Conference on Factors in Health Manpower Performance and the Delivery of Health Care, Chicago, IL, December 9, 1971.

Malone, J. W. University of Nevada, CSRS. An Analysis of Spatial Factors Influencing Access to Hospitals by Nevada Residents. Unpublished Masters Thesis, July 1973.

West Virginia University Library, Morgantown, WV. Appalachian Bibliography - Vol. I and Vol. II. (ED 043 409)

Johnston, Helen L. Application of Health Maintenance Organization Concept in Rural Areas. Rockville, MD: CHS, HSMHA, February 22, 1971.

Mylrea, K. C., et al. "Considerations in the Development of Remote Health Care Systems." Biomedical Sciences Instrumentation, 8: 1-4, 1971.

Perkinson, L. B. Michigan State University, ERS. "Decisions, Decisions, Decisions." Presented at Northern Great Lakes Regional Technical Action Panel Meeting. Minneapolis, MN: December 1968.

Lebby, D. Edwin. Delivery of Rural Health Services: Fixed versus Mobile Approaches.

Curry, E. W., and Bertrand, A. L., et al. Louisiana State University. Demographic Factors, Medical Personnel and Facilities of Health Service Planning Regions for Louisiana. (Louisiana AES Bulletin #658). September 1971.

Directory of Migrant Health Projects Assisted by Public Health Service Grants. PHS/HSMHA, Community Health Service Series.

Brown, Ray E. Northwestern University, Evanston, IL. Economies of Scale in the Health Services Industry. Proceedings of an Invitational Seminar Report for January 4, 1971 - March 31, 1974.

Howie, M. R., and Hanna, K. "The Effect of Communication and Transportation on Utilization of Services by Low-Income Rural People in South Carolina; Digest of Research in Progress." Presented at Rural Development Conference. Biloxi, MS, October 30, 1973.

Madden, J. P., and Gerweck, J. E. Elderly Persons in Pennsylvania - Selected Social Indicators from the 1970 Census. 67 volumes. Department of Agricultural Economics and Rural Sociology, Pennsylvania State University, December 1973.

Publications Unobtainable - By Title (Continued)

Crown, R. Iowa State University, CSRS. Estimating Future Hospital Bed Need. Working Paper for Staff of Office of Comprehensive Health Planning, OPP, Des Moines, IA.

Evaluation Research Pertaining to Health Care Delivery Systems and Neighborhood Health Centers: A Selected Annotated Bibliography, 1972. (PB 222 583/7)

Community Change Inc. Evaluation, Design and Analysis of Migrant Health Delivery System. Final Report: July 1970 - July 1971. Sausalito, CA: July 1971.

Expenditures for Personal Health Services; National Trends and Variations, 1970-73. (PB 226 572)

Crown, R. Iowa State University, CSRS. Facts for Health Care Planners: A Manual of Information for the North Iowa Health Planning Council. December 1973.

Mendez, Alfredo F. "Government Medical Service to the Seminole Indians." Journal of the Florida Medical Association, 57 (8): 28-32, August 1970.

Parsell, Neal, ed. Growing Up in Iowa-Needs of Young Children. Idaho Office of Child Development, 1973. (ED 087 533)

Health Care Delivery, A Bibliography with Abstracts. (COM 74 10123/9GI)

Health Care in the South: A Statistical Profile. Atlanta, GA: Southern Regional Council.

Grundy, F., and Reinke, W. A. Health Practice Research and Formalized Management Methods.

Albrecht, S. L., and Miller, M. K. Utah State University, CRS. "Health Service Delivery: An Assessment of Some Adequacy Indicators." Sociological Abstracts, 21, 1973.

Perkinson, Leon B. Health Service Differentials. (Michigan State University Agricultural Economics Report #213).

Crown, R. Iowa State University. The Health System and A Social Science Survey of Iowa. Working paper presented at seminar, University of Iowa, College of Medicine, Department of Community Health. December 1973.

Romer, Milton I., and Shonick, William. "HMO Performance--The Recent Evidence." Health and Society, 51 (3): Summer, 1973.

Edwards, C., and Doherty, N. Hospital Sizes for Rural Areas When Patient Arrivals are Poisson Distributed. AER 23 (4): 101-104, October 1971.



Publications Unobtainable - By Title (Continued)

Nyquist, Ewald B. Imperative - Redesign for Health Education. Presented to Annual State-wide Conference on Health, Albany, NY, May 1971. (ED 087 738)

Waldo, A.D., et al. "Intercounty Variation in Local Welfare Costs in Minnesota." Mimeographed, distributed to Minnesota legislators, October 20, 1972.

Health Services and Mental Health Administration. Jobs and Health: National Allies in Rural Development. "4-25" from HSMHA. (HSM-72-6603)

Patterson, William. "Losers: The Feeding of Poor Kids." Food Management, 8 (6): 40-43, 62, June 1973.

Plato, G. E., and Madden, J. P. Low Wages and Long Hours. (Ne-68, Working Paper #8). Department of Agricultural Economics and Rural Sociology, Pennsylvania State University, December 1973.

AMA Council on Food and Nutrition. Malnutrition and Hunger in U.S.

Maternal and Infant Health Indicators for Rural Research.

Southwick, J., and Kennedy, C. E. Mental Health Centers - Kansas State University Family Life Education Project: July 1972-June 1973. Department of Family and Child Development, Research Series 1973.

Posey, S. "Migrant Health Project, 'Nurse on Wheels.'" New Mexico Nurse, 16 (3):5, June 1972.

Willemain, T. R., et al. "Models of Remote Health Care Systems." Biomedical Sciences Instrumentation, 8: 9-17, 1971.

1970 Current Estimates from the Health Interview Survey, U. S. 1968. (No. 60).

1971 Children and Youth--Selected Health Characteristics, U. S. 1958 and 1968. (No. 62).

1971 Current Estimates from the Health Interview Survey, U. S. 1969. (No. 63).

Grant, F. W. "Nutritional Problems in the South." North Carolina School Life Science, API Service, 46: 73-83, February 1970.

Krolak, P. D., et al. "Operations-Research Problems in the Design of Multiphasic Screening Centers." International Journal of Bio-Medical Computing, 1: 123-155, April 1970.

Peterson, R. D., and Saywell, R. M. Optimal Size, Number and Location of Hospitals in Rural Counties to 1980--an Economic Model and Care Study. Fort Collins, CO: Colorado State University.

Publications Unobtainable - By Title (Continued)

Coates, S. "OSHA and You as An Agricultural Employer." North California Poultry Letter, University of California, AES, pp. 1-2, January 1974.

Hanes, D. K. "OSHA -- A Case of Overkill." Cooperative Farmer, 28 (6): 17, 30, August 1972.

Florida State Board of Regents, Tallahassee. Physician Manpower in Florida Series III. Role of Osteopathic Medicine. (Report # (BOR 74-2-C)). February 1974. ED 087 299.

Stephens, Gale Elouise. Prevalence of Harmful Health Misconceptions in Colorado High School Seniors, 1970. (ED 068 308)

Hanson, I. "Public Health Services." Research Application in Rural Economic Development and Planning, Research Report P 665, edited by Luther Tweeter. Oklahoma AES, July 1972.

Feldstein, Martin S. Quality of Hospital Services (Analysis of Geographic Variation).

Regional Health System. Comprehensive Report No. 6 of 1970 Work Program, Tampa Bay Regional Planning Council. St. Petersburg, FL: March 1971.

Anderson, James G. Remote Area Health Services: Southwest New Mexico. Final Report, July 6, 1969-October 1, 1970. New Mexico State University. (PB 208 103/4)

Cochran, Clay. "Rural Housing: Need and Nonresponse." Poverty and Human Resources, 5 (6): 5-15, November/December. 1970.

Lucas, William A., and Yin, Robert K. Serving Local Needs with Telecommunications (R-1345). Rand Corporation, November 1973.

Stout, Thomas. "Sixty Cases of Disabling Farm Accidents." Ohio Agricultural Research and Development Center Research Bulletin, #1056, 1972.

Socio-Cultural Determinants of Health Service Utilization among South Florida Ethnic Minorities: Bibliography. (PB 205 771)

Anderson, J. G. Sociocultural Variations in Response to Illness: A Comparative Study of Anglo-Americans and Spanish Americans. Unpublished manuscript. Purdue University, Department of Sociology, 1971.

Schwartz, W. B. Some Radical New Approaches to Dealing with the Physician Shortage. (P-4698). Rand Corporation, September 1971.

Kaplan, Alan S. Studies Undertaken by the RMP's that have a Rural Health Component.

Publications Unobtainable - By Title (Continued)

Rhodes, K. "Teachers and Children of the Poor." Human Ecology Forum, 1 (3) Winter, 1971.

Town and Community Digest (1970 ed.). Omaha, NB.

Lazar, Irving. "The Utilization of Human Services in Chemung County, New York." October 1973. Cornell University AES.

Lazar, Irving. "The Utilization of Human Services in Schuyler County, New York." October 1973. Cornell University AES.

Lazar, Irving. "The Utilization of Human Services in Southern Tier, Central Region, New York State." Mimeographed, 1973. Cornell University AES.

Lazar, Irving. "The Utilization of Human Services in Steuben County, New York." October 1973. Cornell University AES.

Lazar, I. Cornell University SAES. "The Utilization of Human Services in Tioga County, New York" October 1973.

Yoho, C. B., and Waldo, A. D. "Workman's Compensation and Minnesota Farmers." (Agricultural Economics Fact Sheet #12). AES University of Minnesota, 1973.

Carothers, J. E. Workman's Compensation and Safety. Presented at Annual Safety Workshop, Southern Forest Products Association, Jackson, MS. Louisiana Tech University CSRS. February 5, 1971.

H-11/H-12

**APPENDIX H-3**  
**PUBLICATIONS CITED - BY TITLE**

**0519**

APPENDIX H-3 PUBLICATIONS CITED - BY TITLE

"Alabama's 'Mist': Nation's First Person to Person Medic Hot Line." Communication News, December 1971.

Chirikos, Thomas N., Allied Health Manpower in Ohio, Employment Trends and Prospects. Columbus, OH: Ohio State University, 1972.

Utah System of Higher Education and Office of Comprehensive Health Planning. Allied Health Manpower Survey. Salt Lake City, UT: 1971.

Arizona Regional Medical Program. Allied Health Manpower Survey 1972. Tucson, AZ: 1972.

Maine's Regional Medical Program. Allied Health Personnel Survey--Maine Hospitals. Augusta, ME: 1971.

Student American Medical Association. American Indian Health Project, 1971, Final Report. Rolling Meadows, IL: 1971.

Dei Rossi, J. A., et al. An Analysis of Medical Manpower and Education in Illinois. Santa Monica, CA: Rand Corporation, 1971.

Mid-America Comprehensive Health Planning. Analysis of Mid-America Comprehensive Health Planning Agency Area Physician Distribution. Kansas City, MO: 1972.

Roghmann, K. J., et al. "Anticipated and Actual Effects of Medicaid on the Medical-care Patterns of Children." New England Journal of Medicine, 285:1053-1057, 1971.

Goldhaber, S. Z. "Appalachia." Science, 169:746-750(3947), 1970.

Bashur, R. L., et al. "The Application of 3-Dimensional Models to the Distribution of Medical Care Facilities." Medical Care, 8:395-407, September/October 1970.

Arizona Regional Medical Program. Arizona Health Data Book--County Comparisons. Tucson, AZ: 1972.

Arkansas Department of Planning, Office of Comprehensive Health Planning. Arkansas Manpower Assessment: Identification of Health Manpower Scarcity Areas in the State of Arkansas. Little Rock, AR: 1973.

Berg, R. L., et al. "Assessing the Health Care Needs of the Aged." Health Services Research, 5:36-59, Spring 1970.

Alpert, J. J., et al. "Attitudes and Satisfactions of Low-Income Families Receiving Comprehensive Pediatric Care." American Journal of Public Health, 60:499-506, 1970.

Publications Cited - By Title (Continued)

Selig, S. M., and Bolaria, B. S. Attitudes and Social Correlates of Health and Sickness Behavior of American Indians in the South of Maine. Augusta, ME: Maine's Regional Medical Program Research and Evaluation Service, August 1970.

Maine's Regional Medical Program Research and Evaluation Service. Availability, Access and Utilization of Selected Medical Services: A Study of 15 Rural Communities. January 1970, and Supplement to January 1970 Report, June 1970.

Health Services Mental Health Administration Community Health Service. Background Paper on Health Service Scarcity Area Identification Program. Rockville, MD: May 1973.

Ortez, J., and Parker, J. "Birth-Life-Death Model for Planning and Evaluation of Health Services Programs." Health Services Research, 6:120-143, Summer 1971.

Strauss, M. D., and de Groot, I. "A Bookshelf on Community Planning for Health." American Journal of Public Health, 61(4):656-678, April 1971.

Haggerty, R. J. "The Boundaries of Health Care." The Pharos, 35:106-111, 1972.

Preston, J., and Boisseree, V. R. California Medicaid (Medi-Cal). A Management and Utilization Study. State of California Human Relations Agency, Department of Health Care Services, December 1970.

"Can Doctors Be Kept Down on the Farm?" Medical World News, pp. 15-16, December 24, 1971.

McEwan, E. D. "A Case for Government-Sponsored Health Care Research and Development in the Formulation of Health Policy and an Account of Early Experience of Government-Sponsored Health Care Research in One Jurisdiction." Journal of International Health Services, 3:45-58, 1973.

Crowne, L. J. "Case Studies of Volunteer Programs in Mental Health." Mental Hygiene, 54:337-346, 1970.

Yett, Donald E. "Causes and Consequences of Salary Differentials in Nursing." Inquiry, 7(1):78-99, 1970.

Dungy C. I. "The Child Health Associate in a Rural Setting." Journal of the National Medical Association, 66:32-34(1), January 1974.

Abromowitz, J. "A Children's Dental Program for American Indians." Journal of the American Dental Association, 81(2):395-405, August 1970.

Navarro, V. "The City and the Region. A Critical Relationship in the Distribution of Health Resources." American Behavioral Scientist, 14:865-892, July/August 1971.

Publications Cited - By Title (Continued)

American Medical Association, Committee on Community Health Care. Community Health Delivery Programs. Chicago, IL: 1972.

Ross, B. E. "A Comparative Study of Four Dental Payment Mechanisms in a Head Start Program." American Journal of Public Health, 61:2176-2187, 1971.

Peterson, Gary R. A Comparison of Selected Professional and Social Characteristics of Urban and Rural Physicians in Iowa. Iowa City, IA: University of Iowa, 1968.

Dickey, W. J., et al. "Comprehensive Health Planning, Federal, State, Local: Concepts and Realities." Wisconsin Law Review, pp. 839-878, 1970.

Bleich, H. L. "The Computer as a Consultant." New England Journal of Medicine, 284:141-146, 1971.

Sherman, S. R., et al. "Computer Intervention with People, Patients, and Physicians." Medical Care, 8:276-286(4), 1970.

University of Nebraska, Department of Management. A Computerized Health Information System for the State of Nebraska. 1970.

McKeown, T. A. "A Conceptual Background for Research and Development in Medicine." Journal of International Health Services, 3:17-28, 1973.

Lewis, R. A. "'Concern' for Appalachia." Journal of the American Dental Association, 82:684-687, 1971.

West Virginia Regional Medical Program. Current Programs for Improving Service in Shortage Areas and Distribution of Medical Personnel. Morgantown, WV: 1972.

Duniway, Willis S. "The Dental Ambassadors of U.S.C." Dental Economics, pp. 23-32, October 1969.

Fulton, J. T. "Dental Health Needs of the Nation." Journal of the American Dental Association, 84(5):1073-1075, May 1972.

Kassalow, Sylvia D. "Dental Hygienists in Wisconsin, 1970." Journal of the Wisconsin State Dental Society, pp. 61-66, March 1972.

American Medical Association, Department of Rural Health. "Dentistry 'Out Back'." Rural Health News, January/February 1973.

Pennsylvania Department of Education. A Description of the Demand and Supply of Allied Health Personnel Trained by Institutions of Higher Education in the Commonwealth of Pennsylvania. Harrisburg, PA: 1971.

Publications Cited - By Title (Continued)

Kansas Department of Economic Development. Design Study of a Planning Information System for Kansas. Manhattan KS: January 1970.

Sharman, James E. The Development of Health and Physical Education in Alabama Schools. Presented at the American Association of Health, Physical Education and Recreation, Washington, DC, 1970. Birmingham, AL: University of Alabama, Department of Physical Education.

Kuvlesky, W. P. Disability and Family Stress: Conceptual Specifications and Research Possibilities. Paper presented at Rural Sociology Section of Southern Agricultural Workers, Atlanta, GA, February 1973.

California Department of Public Health, Comprehensive Health Planning Program. Discussion of Health Scarcity Areas. Sacramento, CA: 1972.

Abernathy, W. J., and Schrems, E. L. Distance and Health Service: Issues of Utilization and Facility Choice for Demographic Strategy. (Research Paper #19). Palo Alto, CA: Stanford University, 1971.

American Dental Association, Bureau of Economic Research and Statistics. Distribution of Dentists in the U.S. By State, Region, District and County. Chicago, IL: 1972.

Regional Medical Program of Hawaii. Distribution of Doctors of Medicine and Osteopathy in Hawaii--March 1971. Honolulu, HI: 1971.

Boruff, John D. "Distribution of Physicians." Indiana State Board of Health Bulletin, pp. 3-7, July 1972.

Hirakis, Sarah S., and Armondino, Norman L. "Distribution of Physicians in Connecticut." Connecticut Health Bulletin, 86(5):135-144, May 1972.

Roback, G.A. Distribution of Physicians in the U.S. 1971. AMA, 1972.

Hirakis, Sarah S., and Armondino, Norman L. "Distribution of Physicians within Connecticut Comprehensive Health Planning Areas." Connecticut Health Bulletin, 86(6):182-192, June 1972.

Kentucky Comprehensive Health Planning, Manpower Study Committee. The Dix Report. Frankfort, KY: 1971.

Collen, M. F., et al. "Dollar Cost per Positive Test for Automated Multiphasic Screening." New England Journal of Medicine, 283:459-463, 1970.



Publications Cited - By Title (Continued)

"Dynamo Keeps Clinics Rolling." American Dental Association News, pp. 4-5, September 14, 1970.

Feldstein, M. S. "An Econometric Model of the Medicare System." Quarterly Journal of Economics, 85:1-20, 1971.

Stolpe, J. R., et al. "The Effectiveness of an Educational Program on Oral Health in Schools for Improving the Application of Knowledge." Journal of Public Health Dentistry, 31:48-59, 1971.

Eaton, Henry J. Emergency Services in A Rural Area. Mississippi Department of Education, Jackson Division of Vocational Rehabilitation, June 1972. (PB 235 182/3WA).

Joseph, H. "Empirical Research on the Demand for Health Care." Inquiry, 86:61, March 1971.

Nebraska Department of Health. EMS Study. January 1971.

California Department of Public Health. Estimating Appropriate Physician Supply. Sacramento, CA: 1970.

Roemer, Milton I. "Evaluation of Health Service Programs and Levels of Measurement." Health Services Reports, 86:839-848, September 1971.

Mishan, E. J. "Evaluation of Life and Limb: A Theoretical Approach." Journal of Ecological Economics, 79:687-705, July/August 1971.

Ellis, E. F. "Evaluation of National Health Programs: A Disparity Between Desire and Practices in Local Health Departments." American Journal of Public Health, 61:1825-1831, September 1971.

Yordy, K. D. "Evaluation of National Health Programs: On the Federal Level." American Journal of Public Health, 61:1803-1808, September 1971.

Murphy, R. F., and Young, F. S. "Evaluation of the Components of a Dental Public Health Program Through the Screening of Lower First Permanent Molars." American Journal of Public Health, 62(2):547-550, April 1972.

Kiene, Werner. Evaluation of the Impact of Health Care on the Activity Levels of the Rural Poor. Dissertation at Michigan State University: 1972.

University of Maine, Health Science Program Planning. An Examination and Study of the Allied Health Professions in Maine: Conclusions and Recommendations. Portland, ME: 1971.

Publications Cited - By Title (Continued)

Oseasohn, R., et al. An Experiment in Rural Medical Care Provided by a Physicians Assistant Linked to a Distant Urban Medical Center. University of New Mexico, Department of Community Medicine, March 1971.

Schwartz, J. L. Finance Free Clinics and Neighborhood Medical Centers. University of California, Medical School, San Francisco, CA: January 1970.

Health Planning Council of Appalachia, Maryland, Inc. Five Year Regional Health Development Plan, 1972-1976. Cumberland, MD: 1972.

Department of Health and Rehabilitative Services, Bureau of Comprehensive Health Planning and Evaluation. The Florida Planning Study for Improved Delivery of Health Services to the Medically Indigent. Tallahassee, FL: 1972.

Bratrude, Amos P. "From Doctor to Teacher." Northwest Medicine, pp. 65-69, February 1973.

Lewis, H. L. "Goal for Outpatients: One-Class Care." Modern Hospital, 116:96-99, May 1971.

Lewis, I. J. "Government Investment in Health Care." Scientific American, 224:17-25, April 1971.

Brusseau, L. S., et al. National Institutes of Health, Bureau of Health Manpower Education, Division of Dental Health. Group Dental Practice in the United States. (DHEW Publication No. (NIH) 72-189). Washington, DC: 1972.

Schoen, M. H. "Group Practice and Poor Communities." American Journal of Public Health, 60:1125-1132, 1970.

Freeman, H. E., et al., eds. Handbook of Medical Sociology. 2nd ed., Englewood Cliffs, NJ: Prentice-Hall, Inc., 1972.

Pennsylvania Department of Health. Health Care Delivery in Pennsylvania Communities. Harrisburg, PA: 1972.

Pikes Peak Region Health Planning Council. Health Care in the Pikes Peak Region: Summary of Long Range Plan of Health Facilities and Services for the Pikes Peak Region. Colorado Springs, CO: 1971.

Creditor, Morton C. Health Care Planning and Development: A Manual for Managing Change. Chicago, IL: Illinois Regional Medical Program, 1974.

Rogatz, P. "The Health Care System." Hospitals, 44:47-50, April 16, 1970.

Publications Cited - By Title (Continued)

Northwest Georgia Regional Health Advisory Council, Inc. Health Development Plan. Parts II & III, 1972. Cartersville, GA: 1972.

Oklahoma Council on Rural Medicine. Health in Rural Oklahoma, Oklahoma City, OK: 1971.

Wisconsin Department of Health and Social Services, Division of Health. Health Manpower by County, Wisconsin, 1968-1972. Madison, WI: 1972.

Wisconsin Department of Health and Social Services, Division of Health. Health Manpower Data. Madison, WI: 1971.

Utah Division of Health. Health Manpower in Utah. Salt Lake City, UT: 1971.

West Virginia Regional Medical Program. Health Manpower in West Virginia, 1971. Morgantown, WV: 1972.

North Carolina State Department of Administration. Health Manpower Market Survey. Raleigh, NC: 1972.

American Medical Association, Department of Health Manpower. Health Manpower Progress Report, 1972. Chicago, IL: 1972.

Bognanno, Mario F., et al. Health Manpower Resources: Patterns and Trends. Des Moines, IA: Standing Committee on Health Manpower of the Iowa Comprehensive Health Council, 1970.

Wright, Willard and Dunn, Gary F. Health Manpower Study for North Dakota. North Dakota Medical Research Foundation, 1971.

Alaska Health Manpower Corporation. A Health Manpower Survey for the State of Alaska. Anchorage, AK: 1972.

Delaware Health Planning Council. Health Personnel: 1970 Status--1980 Projected Need. Wilmington, DE: 1971.

Lee, P. R., and Silver, G. A. "Health Planning--A View from the Top with Specific Reference to the USA." International Medical Care, edited by J. Fry, and W. A. J. Fransdale, Wallingford, PA, Washington Square East, 1972.

Ohio Office of Comprehensive Health Planning. Health Planning Data Profile of Ohio. Columbus, OH: 1973.

Kissick, W. L. "Health Policy Directions for the 1970's." New England Journal of Medicine, 282:1343-1354, 1970.

Publications Cited - By Title (Continued)

New Jersey Office of Health Professions Education. Health Professions Education Master Plan. Trenton, NJ, 1972.

Health Planning Council of South Central Kansas. Health Resources Survey: Manpower--(January 1972). Wichita, KS: 1972.

Nebraska Comprehensive Health Planning. Health Service Planning for Areas in Nebraska with Manpower Shortages. Lincoln, NB: 1972.

Sears, Barbara A. An Historical Study of Selected Beliefs and Practices Pertaining to Pregnancy and Childbirth in the State of Texas from 1845-1968: Presented at American Association of Health, Physical Education and Recreation, Annual Meeting, 1972. Radford College, Radford, VA.

Tollert, G. "Howard University Mississippi Health Project." The New Physician, 19:319-24. April 1970.

Mechanic, David. "Human Problems and the Organization of Health Care." Annals of the American Academy of Political and Social Science, 399:1-11, January 1972.

Western Interstate Commission for Higher Education, Mountain States Regional Medical Program, Idaho Division. Idaho Health Profile: Boise, ID: 1969.

Olendzki, M.C., et al. "The Impact of Medicaid on Private Care for the Urban Poor." Medical Care, 10:201-206, 1972.

Miller, J. E. "An Indicator to Aid Management in Assigning Program Priorities." Public Health Reports, 85(8):725-773, August 1970.

Hospital and Health Planning Council of Metropolitan New Jersey, Inc. Inventory of Dentists in Area 2, New Jersey (Essex, Union, Morris and Warren Counties), 1971-1972.

Northern New England Regional Medical Program. An Inventory of Health Manpower in the State of Vermont, 1972. Burlington, VT: 1972.

Hospital and Health Planning Council of Metropolitan New Jersey, Inc. Inventory of Physicians in Area 2, New Jersey, 1970-71. Newark, NJ: 1972.

Sivertson, Sigurd E. and Stone, Howard L. "Is Preceptorship an Anacronism?" Journal of the American Medical Association, pp. 590-592, August 7, 1972.

Health Services Education Activities Project. Kansas Capital Region Nursing Research Report. June 1973.

Publications Cited - By Title (Continued)

Health Manpower Information Program. Kansas Health Manpower Data. Topeka, KS: 1971

National Committee for Careers in the Medical Laboratory. Report of the Committee. Laboratory Vacancies Survey, February 1972.

Pennsylvania Department of Health. Licensed Health Personnel in Pennsylvania: Geographic Distribution. Harrisburg, PA: 1972.

Computer Profile Marketing, Inc. Location of Dentists in Nebraska. New York, NY: May 1972.

ESCO Research, Inc. Maine's Public Investment Needs of Highest Priority Projected for the Next Three Bienniums: July 1971 through June 1977. Augusta, ME: State Planning Office, 1970.

Maine's Regional Medical Program Research and Evaluation Service. Major Illnesses, Hospitalization, Maternal and Pediatric Care. January 1970 and Supplement to January 1970 Report, June 1970.

Kleinfeld, Judith, and Morehouse, Thomas A. Manpower Needs in Alaska State and Local Government. University of Alaska, 1970.

Human Sciences Research, Inc. Matching National Health Service Corps Assignees with Medically Underserved Communities. McLean, VA: 1972.

USDHEW/PHS/HSMHA. The Maternal and Child Health Service Reports on Promoting the Health of Mothers and Children, 1970. Rockville, MD: 1971.

Foy, Donald F. Mechanisms for Influencing Physician Distribution. Paper presented at the Annual Conference of the Women's Auxiliary to the Student American Medical Association, Los Angeles, CA: April 27, 1972.

Greene, Charles R. "Medical Care for Underprivileged Populations." New England Journal of Medicine, 282:1187-1193, May 21, 1970.

Petry, H.H. "Medical Care in Rural Missouri: The Effects of Present Trends." Missouri Medicine, 69:402-409(6), 1972.

Tennessee Higher Education Commission. Medical Education for Tennessee. Nashville, TN: 1971.

Murray, Raymond H. "Medical Manpower in Indiana." Journal of the Indiana State Medical Association, 65(12):1259-1261, December 1972.

Publications Cited - By Title (Continued)

- Oregon Medical Association. Medical Manpower in Oregon. Portland, OR: 1972.
- Knoster, H. B. "The Medically Silent Minority." New England Journal of Medicine, July 1, 1971.
- National Health Council. Meeting the Crisis in Health Care Services in Our Communities. New York: 1970.
- Harreson. Migrant Agricultural Farm Workers' Attitude Toward Health. Pennsylvania Department of Health, November 1970, (In cooperation with HEW/PHS - Unpublished.)
- Born, David Omar. Minnesota Dental Association Efforts to Identify and Remedy Dental Health Manpower Problems. Paper delivered at Conference on Dental Health Manpower Data and Strategies at the State and Local Level, Omaha, NB, September 20, 1972.
- Grace, W. J. "The Mobile Coronary Care Unit and the Intermediate Coronary Care Unit in the Total Systems Approach to Coronary Care." Chest, pp. 363-368, 1970.
- Zermach, R. "A Model of Health-Service Utilization and Resource Allocation." Operations Research, 18:1071-1086.
- Appalachian Regional Hospitals, Inc. A Model Rural Non-Profit Health Care System. Lexington, KY: 1972.
- Western Interstate Commission for Higher Education, Mountain States Regional Medical Program, Montana Division. Montana Health Profile. Great Falls, MT: 1969.
- Shannon, I. R. "More Nursing per Square Mile." Nursing Outlook, 18:42-44, April, 1970.
- Haefner, D. P. and Kirscht, J. P. "Motivational and Behavioral Effects of Modifying Health Beliefs." Public Health Reports, 85:478-484, 1970.
- Gray, Pat Perry. "National Health Service Corps Teams Filling Health Manpower Void." Health Services Reports, 87(6):479-490, June-July 1972.
- Student National Medical Association. National Preceptorship Program Handbook, 1972-1974. Washington, DC.
- Shell, B. J., et al. "New Dimensions in Emergency Medical Rescue Services." Journal of the Mississippi Medical Association, 11:256-262, May 1970.
- New Hampshire Health Careers Council. New Hampshire Health Manpower Study, 1973. Concord, NH.

Publications Cited - By Title (Continued)

Colorado Comprehensive Health Planning Agency. 1971 Health Manpower Data. Denver, CO: 1971.

New Mexico Hospital Association. 1971 Health Manpower Report. Albuquerque, NM: 1971.

Ohio Board of Nursing Education and Nurse Registration. Nurse Inventory, 1972. Columbus, OH: 1972.

Honick, G. L., et al. "A Nurse Staffed Mobile Coronary Care Unit." Oklahoma State Medical Association Journal, 63:565-569, 1970.

Michigan Department of Education, Advisory Committee on Nursing Education. Nursing Education Needs in Michigan. Lansing, MI: 1970.

Tennessee Health Careers Program and Tennessee Hospital Association. Nursing Service Manpower Survey. Nashville, TN: 1972.

Connecticut Institute for Health Manpower Resources, Inc. Occupational Therapist. Hartford, CT: 1972.

Schwartz, J. L. One Thousand and Nine Poor Families: Socio-Demographic Profile of Enrollees in a Rural Health Project. (Research Report #1). King City, CA: Rural Health Project, March 1970.

Stanislav, Karl. "The Optimal Measures of the Impact of Manpower Programs on Health." Evaluating the Impact of Manpower Programs. Lexington, MA: 1972.

Pratt, L. "Optimism and Pessimism about Helping the Poor with Health Problems." Social Workers, pp. 29-33, March 1970.

Mohr, L. B. "Organizational Technology and Organizational Structure: 13 Local Health Departments." Administrative Science Quarterly, 16:444-459, December 1971.

The Government Steering Committee on Social Problems. "Our Ailing Medical System." Fortune, January 1970.

Southeast Indiana Comprehensive Health Planning Council. The Paoli Project. Speech presented at Statewide Medical Conference, Indianapolis, IN: January 17, 1973.

Jaco, E. G., ed. Patients, Physicians, and Illness--Source Book in Behavioral Science and Medicine. New York: The Free Press, 1972 (2nd ed.).

Rodowskas, C. A., and Dickson, W. M. Pharmacy Forecasts and Projections, Vol. I. A Task Analysis of the Community Pharmacist, Vol. II.

Publications Cited - By Title (Continued)

- Kamin, Joel S., et al. "Pharmacy in Poverty Areas--A Literature Search." Journal of the American Pharmaceutical Association, 510:466-468, August 1970.
- Rodowskas, Christopher A. Pharmacy Manpower: Current Status and Future Requirements. Silver Spring, MD: American Association of Colleges of Pharmacy, 1972.
- Rodowskas, C. A., and Dickson, W. M. Pharmacy Manpower Forecasts and Projections, (Vol. I.) A Task Analysis of the Community Pharmacist, (Vol. II.) Silver Spring, MD: American Association of Colleges of Pharmacy, 1973.
- Champion, D. J., and Olsen, D. B. "Physical Behavior in Southern Appalachia: Some Recruitment Factors." Journal of Health and Social Behavior, 12(3):245-252, 1971.
- Bible, Bond L. Physician Distribution and Recruitment Opportunities. Paper presented at the Annual Conference of Women's Auxilliary to the Student American Medical Association, Los Angeles, CA, April 27, 1972.
- Gordis, Leon. Physician Distribution in the State of Maryland. Baltimore, MD.
- Georgia Office of Comprehensive Health Planning. Physician Manpower in Georgia. Atlanta, GA: 1969.
- West, Kelly M. "Physician Manpower in Oklahoma." Journal of the Oklahoma State Medical Association, pp. 574-585, December 1969.
- de Vise, Pierre. "Physician Migration from Inland to Coastal States: Antipodal Examples of Illinois and California." Journal of the American Medical Association, 48:141-150, February 1973.
- Sanazaro, P. J. "Physician Support Personnel in the 1970's. The R&D Approach to Health Manpower." Journal of the American Medical Association, 214:98-100, 1970.
- Boyd, Jack V., and Bickham, David. Physician to Population Ratios. Oklahoma City, OK: Oklahoma State Health Planning Agency, 1970.
- AMA, Department of Rural Health. Physicians on Call, South Carolina--A New Strategy in Health Care Delivery. Chicago, IL: 1971.
- Alabama Comprehensive Health Planning Administration. A Plan of Action for Selected Health Manpower. Montgomery, AL: 1972.
- Institute for Interdisciplinary Studies, Minnesota Comprehensive Health Planning Program. Planning for Allied Health Personnel, Vol. I-III.



Publications Cited - By Title (Continued)

Minogue, Tom. A Practical Approach for Rural Health Care Delivery. Fairbury Medical Associates, Ltd., 1972.

Health Planning Council of Midlands. Preliminary Inventory of Hospital Based Health Services in Midlands. Omaha, NB: December 1971.

Ferguson, Maxine. The Primary Care Practitioner: An Analysis of Records of Nurse-Patient Interactions and Nursing Care Needs--SOS Health Center, Seeley Lake, Montana. Helena, MT: Montana Department of Health and Environmental Sciences, 1971.

Genet, P. E. "A Private Group Practice Utilizing Capitation Prepayment." Journal of Public Health Dentistry, 32:40-45, 1972.

Mountain States Regional Medical Program. Proceedings of Regional Conference on the Expanded Role of the Nurse. Boise, ID: May 1971.

Freidson, E. Profession of Medicine: A Study of the Sociology of Applied Knowledge. New York: Dodd, Mead and Co., 1970.

Freidson, E. Professional Dominance: The Social Structure of Medical Care. New York: Atherton Press, Inc., 1970.

Oklahoma State Health Planning Agency. Profile of Regional Health Variables. Oklahoma City, OK: 1972.

Speller, J. Finton. A Program to Deliver Comprehensive Health Services to Medically Deprived Areas of Pennsylvania, Rural and Urban. Harrisburg, PA: Pennsylvania Department of Health, 1972.

Taube, R. R., and Condon, R. E. Proposal for Comprehensive System of Emergency Medical Care for the State of Iowa. Presented to Gov. Ray, March 25, 1971, and to the Statewide Medical Service Conference, Des Moines, IA, October 6, 1971.

MacQueen, John C., and Eldridge, Eber. A Proposed Organizational Structure for Providing Health Services and Medical Care in the State of Iowa. Des Moines, IA: Comprehensive Health Planning Council, 1972.

O'Rourke, T. W. A Prospective Epidemiological Study of Youth Smoking. Presented at the American Association of Health, Physical Education and Recreation, Annual Meeting, 1971. Urbana, IL: University of Illinois, Department of Health and Safety Education, 1971.

Blakely, Katus, R. Reaching More Consumers. Paper presented at the 22nd National Dental Conference, Chicago, IL, April 26-28, 1971.

Publications Cited - By Title (Continued)

Caro, F.G. Readings in Evaluation Research. New York: The Russell Sage Foundation, 1971.

Iowa Comprehensive Health Planning Council, Committee on Health Manpower. Recommendations Concerning the Improvement of Health Manpower in Iowa. Des Moines, IA: 1970.

Minnesota State Comprehensive Health Planning Program. Recommended Health Manpower Policy for Minnesota. St. Paul, MN: 1970.

Kansas Regional Medical Program. A Regional Analysis of Kansas Health Service Delivery Distribution. Kansas City, KS: 1972.

Northlands Regional Medical Program, Inc. Regional Health-Variables. St. Paul, MN.

Dondan, P. RMP - Improving Health Care Through Voluntary Regional Cooperative Programs. Presented at Eastern Regional Conference on Science and Technology for Public Programs. Arthur D. Little; April, 1970.

Ellis, J. R. "The Regionalization of Hospital Services." Medical Care, edited by L. DeGroot, Charles C. Thomas, Springfield, IL.

Michigan Office of Comprehensive Health Planning. Report of the Health Manpower Work Group. Lansing, MI: 1972.

Task Force on Medicaid and Related Programs. (W.J. McNerney, Chairman). Report of the Task Force. DHEW, Washington, DC: GPO, 1970.

State of Missouri, Office of Comprehensive Planning. Missouri Governor's Advisory Council Report on Accessibility to Health Services. March, 1971.

Tri-State Regional Medical Program. A Report on Physician Manpower in the Tri-State Region: Massachusetts, New Hampshire, Rhode Island. Boston, 1970.

Chow, R. K. "Research and PRIMEX Equal Improved Health Services." International Nursing Review, 19:319-327, 1972.

Jolly, C., Held, B., and Caraway, A. F. "Research in Delivery of Female Health Care: The Recipient's Reaction." American Journal of Obstetrics and Gynecology, 110:291-294(3), 1971.

Hoff, W. "Resolving the Health Manpower Crisis. A Systems Approach to Utilizing Personnel." American Journal of Public Health, 61:2491-2504, December 1971.

Goldman, J., and Knapperburger, A. Resource Allocation and Comprehensive Health Care Planning. Presented at the 22nd Annual Conference, American Institute of Industrial Engineers, May 14, 1971.

H-26

0533

Publications Cited - By Title (Continued)

"Revitalizing Mountain Medicine." Medical World News, pp. 53, 56, August 11, 1972.

Flagle, C. D. "Role of Simulation in Health Service." American Journal of Public Health, 60:2386-2394, December 1970.

Ackerson, Sarah. Rural Health Care in Indiana. Indianapolis, IN: Indiana University, School of Medicine, 1973.

American Medical Association, Council on Rural Health. "Rural Health Project, Inc." Rural Health News, May/June 1972.

University of Minnesota, School of Medicine, Department of Family Practice and Community Health. Rural Physician Associate Program. Minneapolis, MN: 1972.

Maine's Regional Medical Program. SAMA-MECO Project--Maine, Summer of 1972. Augusta, ME: 1972.

Student American Medical Association. SAMA-MECO Project, 1971, Final Report. Rolling Meadows, IL: 1971.

Rayner, J. F., and Cohen, L. K. "School Dental Health Education." Social Sciences and Dentistry--A Critical Bibliography, edited by Richards, N. D., and Cohen, L. K. The Hague, A. Sijhoff, Federation Dentaire Internationale, 1971.

South Carolina Regional Medical Program. The SCRMP Plan for Increasing the Availability of Health Services and Care Through Regionalization of Effort. Charleston, SC: 1971.

Ames, Evelyn E. Selected Consumer Health Practices and Opinions of Older Adults in Whatcom County, Washington. Presented at American Association of Health, Physical Education and Recreation, Annual Meeting, 1972. (Bellingham, WA: Western Washington State College).

Tennessee Department of Public Health, Office of Comprehensive Health Planning. Selected Health Manpower in Tennessee, 1970. Nashville, TN: 1971.

Spencer, A. A. and Bolaria, B. S. Social Correlates of Utilization of Medical Services. Augusta, ME: Maine's Regional Medical Program Research and Evaluation Service, June 1970.

Bolaria, B. S., and Heming G. A. Social Correlates of Utilization of Selected Health Case Services; Study of 15 Communities. Maine's Regional Medical Program, August 1970.

Cohen, L. K. "Social Psychological Factors Associated with Malocclusion." International Dental Journal, 21: 1971.

Publications Cited - By Title (Continued)

California Medical Association, Division of Socio-Economics and Research. Socio-Economic Report: California's Physicians--Current Information and Recent Trends. San Francisco, CA: 1972.

Rayner, J. F. "Socio-Economic Status and Factors Influencing the Dental Health of the Mother." American Journal of Public Health, 60:1250-1258, 1970.

Coe, R. M. Sociology of Medicine, New York: McGraw-Hill Book Co., 1970.

South Carolina Regional Medical Program. South Carolina Health Data Profile. Charleston, SC: 1971.

Fisher, Peter, "Southern Strategy: Investing in the Future." The New Physician, pp. 518-521, September 1972.

Becking, Steven C., et al. Statewide Medical Education in Indiana. Indianapolis, IN: Indiana University, School of Medicine, 1972.

Maine State Nurses' Association. Statewide Planning for Nursing Education in Maine, 1970-1985. Augusta, ME: 1973.

Lindberg, D. A. "A Statewide Medical Information System." Medical Information Systems, edited by M. F. Collen, Springfield, VA: 1970.

Smith, R. A., et al. "A Strategy for Health Manpower: Reflections on an Experience called MEDEX." Journal of the American Medical Association, 217:1362-1367, 1971.

Duncan, T., et al. "Student Clinic for Migrant Laborers." Northwest Medicine, 70(7):464-467, 1971.

Badgley, R. F. "Studies in Planning Health Manpower--The Varma Meeting." Journal of Health and Social Behavior, 12:4-10, March 1971.

Maine's Regional Medical Program Research and Evaluation Service. A Study of a Rural Community in Maine. February 1970 and Supplement to February 1970 Report, March, 1970.

MacQueen, John D. "A Study of Iowa Medical Physicians." Journal of the Iowa Medical Society, 58(11):1129-1135, November 1968.

Maine's Regional Medical Program Research and Evaluation Service. A Study of Low Income Families. February 1970 and Supplement to February 1970 Report, June 1970.

"Study to Evaluate the O.E.O Neighborhood Health Center Program at Selected Centers." Geomet Report, #HF 71, Washington, DC, 1972.

Publications Cited - By Title (Continued)

North Carolina Comprehensive Health Planning. Summaries of Health Programs Presented at the Governor's Conference on Innovations in Health Care Delivery. Raleigh, NC: 1972.

Utah State System of Higher Education and Office of Comprehensive Health Planning. Supplement to Allied Health Manpower Survey. Salt Lake City, UT: 1972.

"Systems Research for Improving the Delivery of Health Care." Health Services Research, 6:83-85, Spring 1971.

"Systems Research in Delivery of Health Services." Health Services Research, 5:60-61, Spring 1970.

Alabama Advisory Council for Comprehensive Health Planning. Top 25 Counties/SMSA's in Priority Ranking for Recommending Assignment of National Health Service Corps Personnel. Montgomery, AL: 1972.

O'Shea, R. M., and Cohen, L. K., eds. "Toward a Sociology of Dentistry." The Milbank Memorial Fund Quarterly, 49(3): Part 2, 1971.

Towards a Comprehensive Health Policy for the 1970's. A White Paper. DHEW, Washington, DC: GPO, May 1971.

Nebraska Office of Planning and Programming. Toward an Integrated System of Emergency Medical Services for Nebraska. October 1970.

Wiggins, Walter S., et al. Trends in Medical Practice--An Analysis of the Distribution and Characteristics of Medical College Graduates, 1915-1955. Chicago: AMA, 1970.

Michigan Health Council. "Trying to Recruit New Doctors to your Area? Take Some Hints from Jackson." Health Manpower for Michigan, 4(2): Spring 1972.

Berger, D. G., and Garner, E. A. "Uses of Community Surveys in Mental Health Planning." American Journal of Physicians, 61:1104, January 1971.

Scheuerman, E. Joyce. Warren County: Health Problems and Health Manpower. Warren County, NJ: Warren County Health Department, 1972.

Champion, Dean J. "Who Practices Where, and Why? Surprise in Appalachia." Medical Opinion and Review, 6:26-29, June 1970.

Wheeler, W. S. A. "A Workable Alcoholism Therapy Program for a General Hospital." Michigan Hospital, 8:6, January 1972.

Western Interstate Commission for Higher Education, Mountain States Regional Medical Program, Wyoming Division. Wyoming Health Profile. Cheyenne, WY: 1969.

H-29/H-30

APPENDIX H-4  
PUBLICATIONS IRRELEVANT - BY TITLE

0537

APPENDIX H-4 PUBLICATIONS IRRELEVANT - BY TITLE

Christie, A. "Abraham Jacobi Award Address. Community Medicine Programs--1971, Vanderbilt Students in Appalachia." American Journal of Diseases of Children, 123:1-5, January 1972.

"Abstracts of Communications." International Congress of Rural Medicine, 1972.

Drowatzky, John N., ed. Abstracts of Research Papers, 1970. Washington, DC: American Association for Health, Physical Education and Recreation, 1970. (ED 075 405)

Fox, Katherine, ed. Abstracts of Research Papers, 1971. Washington, DC: American Association for Health, Physical Education and Recreation, 1971. (ED 075 404)

Stull, G. Alan, ed. Abstracts of Research Papers, 1972. Washington, DC: American Association for Health, Physical Education and Recreation. (ED 065 797)

Abstracts of Research Papers, 1973. Washington, DC: American Association for Health, Physical Education and Recreation. (ED 079 286)

Morgan, T. H. "Accident Services Today: Accident Services in America." Injury, 4(2):95-101, November 1972.

Pugh, A. R., et al. Accidents to Farm and Rural Nonfarm People in Ohio--1972. (Research Bulletin #1016), Wooster, OH: Agricultural Research and Development Center, 1968.

HEW/NIH. Accreditation and Certification in Relation to Allied Health Manpower, 1971. (ED 052 718)

Craig, J. L. "Adaptation of Occupational Medicine Techniques to Community Health Care." Journal of Occupational Medicine, 14:50-54, January 1972.

Simpson, G. R. "Aerial Spraying of Organic Phosphate Pesticide Lowered Blood Cholinesterase Levels of Aerial Spray Operators at Wee Waa." Medical Journal of Australia, 1:735-736, April 14, 1973.

AFDC Day Care Program of Harris County, TX. (PB 215 278/3)

Youmans, E. G. "Age Group Values and the Future." Triple Jeopardy: Myth or Reality, Washington, DC: National Council on Aging. April 1972.

Youmans, E. G. Age Stratification and Life Attitudes. Presented at Gerontological Society, San Juan, PR, December 19, 1972.

Youmans, E. G. "Age Stratification and Value Orientations." International Journal of Aging and Human Development, 4(1):53-66, Winter 1973.

Publications Irrelevant - By Title (Continued)

Jackson, J. J. "Aged Negroes: Their Cultural Departures From Statistical Stereotypes and Rural-Urban Differences." Gerontologist, 10:140-145, Summer 1970.

Patrick, D. and Sheldon, C. R. "Agencies Co-operate in Feasibility Study." Journal of Rehabilitation, 39:33-35, March/April 1973.

Bicknell, W. J. "Alaskan Rural Health Programs--New Directions." Canadian Journal of Public Health, 61(6):497-502, November/December 1970.

Perry, J. W. "Allied Health: Dimensions, Dilemmas and Decisions. Education for Change." Journal of the American Dietetic Association, 61:26-29, July 1972.

Pennel, Maryland Y. Allied Health Manpower Supply and Requirements, 1950-1980.

Ambulatory Medical Care Data. Report of Conference on Ambulatory Medical Care Records, Proceedings. (PB 221 238/9)

Amendment Study, Health Professions Education Assistant Act of 1963, as Amended, PL 88-129. (PB 213-241/3)

Ehrehreich, Barbara The American Health Empire.

Holland, F. T. "AMA 23rd National Conference on Rural Health." Journal of the Florida Medical Association, 57:40-41, February 1970.

Preston, James D., and Spiekerman, Danette. An Analysis of Bond Issue Election as Indicator of Socio-Economic Development Potential. January 1970. (ED 070 548)

Browning, R. H. and Schulman, S. "An Analysis of Contact-Service in the Migrant Health Service Referral System (MHSRS)." American Journal of Public Health, 61:1177-1188, June 1971.

Anderson, James A. Analysis of Media Utilization by Urban and Non-Urban. April 1973. (ED 079 778)

Bryant, W. K. "An Analysis of the Market for Food Stamps: Replies to Comments by H. Breimyer and S. Hiemstia." American Journal of Agricultural Economics, 55(1): February 1973.

Heald, Karen A. and Cooper, James K. An Annotated Bibliography on Rural Medical Care. (Report #R 966), HEW, Rand Corporation, 1972. (ED 078 149)

Phillips, D. F. "Annual Administrative Reviews, Community Relations." Hospitals, 47:171-174 passim., April 1, 1973.

Hipkens, T. P. "Annual Administrative Reviews. Delivery Systems." Hospitals, 48(7):53-56, April 1, 1974.



Publications Irrelevant - By Title (Continued)

Lentz, E. A. "Annual Administrative Reviews, Health Care Planning." Hospitals, 44:93-95, April 1, 1970.

Starkweather, D. B. "Annual Administrative Reviews: Mergers and Shared Services." Hospitals, 47:67-70, April 1973.

"Appalachia and the Like." Southern Medical Journal, 63:1095-1097, September 1970.

Dow, W. W. "Appalachia: Focus of Health Care." Science, 170(3959):680, November 13, 1970.

Appalachian Regional Commission. Appalachian Regional Commission, Annual Report, 1969. December 1969. (ED 042 521)

Penn, R. L., Jr. "The Application of a Model for Health Care Services in a Rural Setting." American Journal of Public Health, 63:33-36, January 1973.

Application of Remote Sensing Technology to Public Health. (N 73 14069)

Maddox, D. "Arizona's Voluntary Chain May be Model for Future." Modern Hospital, 116:89-94, June 1971.

Beiser, M., Feldman, J. J. and Egelhoff, C. J. "Assets and Affects. A Study of Positive Mental Health." Archives of General Psychiatry, 27(4):545-549, October 1972.

Attitudes and Interests of Indian People Regarding Health Careers. (PB 213 899/5)

Varfolomeeva, A. A. and Kovalskii, G. N. "Basic Patterns in the Epidemiologic Process of Leptospirosis under Present Conditions." Zhurnal Mikrobiologii Epidemiologii Immunobiologii, 49:86-92, August 1972.

Chinsky, Jack M., and Rappaport, Julian. Behavior Assessment of Therapeutic Personality Attributes of Nonprofessionals. M. Falk Medical Foundation. (ED 057 364)

Iowa State University, Center for Agriculture and Economic Development. Benefits and Burden: Rural Development, Some Public Policy Viewpoints. Kellogg Foundation, 1970. (ED 049 842)

Christie, R. W. "Better Health Care, But Who Pays?" New England Journal of Medicine, 286:1367, January 22, 1972.

Boyle, E., Jr. "Biological Pattern in Hypertension by Race, Sex, Body Weight, and Skin Color." Journal of the American Medical Association, 213(10):1637-1643, September 7, 1970.

Publications Irrelevant - By Title (Continued)

Query, W. T., et al., "Birth Order: Urban-Rural Effects on Need Affiliation and School Activity Participation Among High School Male Students." Journal of Social Psychology, 90:317-320, August 1973.

Groh, George W. The Black Migration. 1972.

Reed, W. P., et al., "Bubonic Plague in the Southeastern United States. A Review of Recent Experience." Medicine (Baltimore), 49:465-486, November 1970.

Health and Welfare Council of Burlington County, Burlington County Directory of Welfare, Education and Recreation Resources.

Ross, S. M. "Caesarean Section and Cephalopelvic Disproportion In A Rural Area." International Surgery, 57 (1):30-32, January 1972.

Kalvin, N. H. "Care and Treatment of the Annual Medical Patient Migration." Journal of the American Medical Association, 213:1496, August 1970.

Warren, G. "The Center of Rural Excellence." Soil Conservation, 39:10-11, December 1973.

Association of Schools of Allied Health Professions, DC. Certification in Allied Health Professions, 1971 Conference Proceedings, HEW/PHS 1971. (ED 068 020)

Anlyan, W. G. "Chairman's Address: 1985." Journal of Medical Education, 46 (11): 917-926, November 1971.

Photiadis, John, and Schwarzweller, Harry, eds. Change in Rural Appalachia - Implications for Action Programs. Philadelphia, PA: University of Pennsylvania Press, 1970.

Goldin, F. L. "Changing Roles of Physical Therapists." Physical Therapy, 52:93, January 1972.

Wilson, J. B. "The Changing Work-Load in a Rural Practice." Lancet, 1:695, April 3, 1971.

Festge, D. A. "Changes in the Picture of Accidents In Rural Areas Under the Changed Conditions of Large Scale Production." Zeitschrift fur Aertzliche Fortbildung. (Jena), 64:729-733, July 15, 1970.

Holt, J. S. "Characteristics and Labor Force Behavior of Migrant Agricultural Workers in Pennsylvania." Proceedings of the Pennsylvania Academy of Science, 47:31-34, 1973.

Comstock, G. W. and Helsing, K. J. "Characteristics of Respondents and Non-respondents to a Questionnaire for Estimating Community Mood." American Journal of Epidemiology. 97:233-239, April 1973.

Publications Irrelevant - By Title (Continued)

"Characterological Deterrants to Economic Progress in People of Appalachia." Southern Medical Journal, 63:1053, 1970.

"The Cheapest Federal Program on Record." Modern Medicine, 38(2):35, October 1970.

Briggs, Vernon. Chicanos and Rural Poverty.

"Child Care in Rural America." Family in America. (U.S. Children's Bureau Pub. No. 2). Washington, DC.

Callen, John, et al., Clark County Health Manpower and Education Profile. Mountain States Regional Medical Program, 1972. (ED 084 443)

"Clinic Doctors Aloft--They Can Help Solve Rural Health Crisis." Medical Group News, 4 (9):1, September 1971.

Van Cleve, W. J. "Collective Bargaining in Health Care Industry." American Dietetic Association Journal, 61:633-636, December 1973.

Langdon, J. R. "Comments on Rural Health." Alaska Medicine, 12:33, March 1970.

Hanson, I. "Communicating Planning Ideas." Research Application in Rural Economic Development Planning, edited by Luther Tweeter. (Research Report, P-66-5). Oklahoma AES, July 1972

Lurie, H. J., and Lawrence, G. L. "Communication Problems between Rural Mexican-American Patients and Their Physicians. Description of a Solution." American Journal of Orthopsychiatry, 42:777-783, October 1972.

Youmans, R. C. "Community Development, Poverty and Commitment." Special Report of the Oregon State University Extension Service, 396:14-16, October 1973.

Rundle, F. F. "Community Distribution of Doctors as a Challenge to Medical Education and Training." Medical Journal of Australia, 1:1064-1065, May 23, 1970.

Anderson, Carl L. Community Health (2nd ed.).

Henkel, Barbara O. Community Health.

Davies, James B. M. Community Health and Social Service.

Walker, B. "Community Health Aspects of Water Pollution Problems." Journal of Milk Food Technology, 37 (1):22-25, June 1974.

Publications Irrelevant - By Title (Continued)

National Institute of Mental Health. Community Mental Health Center Data System, a Description of Existing Programs.

Weinburg, Eve. Community Surveys with Local Talent.

Key, J. C., et al. "Community-based Medical Education. North Carolina Appalachian Health Services Program." North Carolina Medical Journal, 34 (5):360-364, May 1973.

A Comparative Analysis of the Attitudes of Deprived Clients Toward Two Treatment Modalities. (AD 709 860)

Gaven, Jessyea R. Complete Directory of Medical and Health Service.

Willie, C. V. "Comprehensive Community Health Centers." American Journal of Public Health, 61:1931-1933, October 1971.

Howard, M. "Comprehensive Community Programs for the Pregnant Teen-ager." Clinical Obstetrics and Gynecology, 14:473-488, June 1971.

Taylor, H. C., and Berelson, B. "Comprehensive Family Planning Based on Maternal Child Health Services: A Feasibility Study for a World Program." Studies in Family Planning, 2 (2):1-54, February 1971.

Batchelor, T. M., et al. "Comprehensive Health Care Program in the Community." American Dietetic Association Journal, 60:112-113, February 1972.

Posner, J. "Compulsory Medical Service." New England Journal of Medicine, 284 (20):1160, May 20, 1971.

Bentz, W. K. and Edgerton, J. W. "Consensus on Attitudes Toward Mental Illness Between Leaders and the General Public in a Rural Community." Archives of General Psychiatry, (Chicago), 22:468-473, May 1970.

Pierce, James, M. The Condition of Farm Workers and Sharecroppers. National Sharecroppers Fund, New York, NY, 1970. (ED 054 885)

Trotter, R. R. "Congress Turns to Rural Aging." Rural Electrification, 32 (2):34-52, November 1973.

Snakovich, L. J., and Zivkovich, E. "Consumers' Views of Health Care Problems." Rural and Appalachian Health, edited by R. L. Nolan, and J. L. Schwartz Springfield, IL. Charles C. Thomas, 1973.

Crider, M. A. "Consumers' View of Health Problems." Rural and Appalachian Health, edited by R. L. Nolan and J. L. Schwartz. Springfield, IL: Charles C. Thomas, 1973.

Publications Irrelevant - By Title (Continued)

Caplan, R. M. "Contact Dermatitis from Animal Feed Additives." Archives of Dermatology, 107:918, June 1973.

Neldner, Kenneth "Contact Dermatitis from Animal Feed Additives." Archives of Dermatology, 106 (5):722-23, November 1972.

Dawson, T. A., and Scott, K. W. "Contact Eczema in Agricultural Workers." British Medical Journal, 3:469-470, August 19, 1972.

Gomez, E. "Contacts with Rural Sector." G. Bol. Agric., 628:13036, April 1973.

Ingalsbe, G. "A Cooperative Approach to Rural Development." News Farmer Cooperative, 40:4-8, September 1973.

Bible, Bond L. Coordination of Health Planning and Services in Rural Areas -- Problems and Rewards. Paper presented at Center Area Health Council Conference, State College, PA, October 31, 1974.

Melvin, P. M. "Corn Picker Injuries of the Hand." Archives of Surgery, 104:26-29, January 1972.

Labarthe, D. R., et al. "Coronary Risk Factors of Male Workers on a Kauai, Hawaii, Plantation." Public Health Reports, 85:975-980, November 1970.

Hubble, D. "The Cost of Health Services." Lancet, 1(7815):1323-1324, June 9, 1973.

Every, F. E. "Country Life in the 70's." Agriculture, 71 (6):195-199, June 1973.

Willians, J. D., et al. "Creativity in Rural, Urban, and Indian Children." Journal of Psychology, 83:111-116, January 1973.

Stobie, E. G., and Hopkins, D. H. "Crisis Intervention. 1. A Psychiatric Community Nurse in a Rural Area." Nursing Times Supplement, 68(43):165-6, October 26, 1972.

Stobie, E. G., and Hopkins, D. H. "Crisis Intervention. 2. A Psychiatric Community Nurse in a Rural Area." Nursing Times Supplement, 68(44):169-172, November 2, 1972.

Critical Evaluation of Regulations on Interrelations Among Health Care Institutions.  
(PB 223 406/0)

Steinwald, C. "A Critique of Manpower Needs by Speciality." Journal of the American Medical Association, 222:1411-1412, December 1972.

Day, A. T., and Day, L. L. "Cross-National Comparison of Population Density." Science, 181:1016-1023, September 1973.

Vincent, Ralph E. "Cup-Cans Come to Idaho." Food and Nutrition, 3(6):2-5, December 1973.

H-37

Publications Irrelevant - By Title (Continued)

Blyth, W. "The Dangers of Dusts. Rural Health, Occupational Disease." Scottish Agriculture, 49 (3): 137-141, Summer 1970.

Gurian, H. "A Decade in Rural Psychiatry." Hospital and Community Psychiatry, 22 (2): 56-58, February 1971.

Paarlberg, D. "Decision Making on Rural Development at National Level" Rural Development Research Priorities, North Central Region National Center for Rural Development, 1973, pp. 20-25.

Delta Physicians Initiate Comprehensive Health Plan in a Rural Area.

Edgerton, J. W., et al. "Demographic Factors and Responses to Stress Among Rural People." American Journal of Public Health, 60:1065, June 1970.

Dyment, R. G., "Dental Students in Action." Dental Economics and Oral Hygiene, 62 (11): 30-34, November 1972.

Farrell, E., "Dentistry In A Rural Setting." Journal of the American Dental Association, 83 (4): 772-775, October 1971.

Schlicher, John E., and Beat, Victor B. "Dermatitis Resulting From Herbicide Use - A Case Study." Journal of the Iowa Medical Society, 62(8):419, August 1972.

Stonehill, Robert B. "The Development of a Voluntary Ambulance Service." Journal of the Indiana State Medical Association, 64: 1021-1022, September 1971.

Cervantes, Edward J. Deviant Behavior in Mexican-American Students and its Relation to Education. Position Paper. Albuquerque, NM:, Southwest Cooperative Education Laboratory, 1972. (ED 060 989)

Johonnoutt, S. C. "Differences in Chronic Otitis Media Between Rural and Urban Eskimo Children: A Comparative Study." Clinical Pediatrics (Philadelphia), 12 (7): 415-419, July 1973.

Holland, D. W. "The Distribution of Costs and Benefits of Public Schooling." Southern Journal of Agriculture, 5(1):71-79, July 1973.

Aring, C. D. "The Distribution of Physicians." Journal of the American Medical Association, 219 (5): 606-607, January 31, 1972.

Haug, J. N., et al. Distribution of Physicians, Hospitals and Hospital Beds in the U.S., 1968 - Regional, State, County, Metropolitan Areas. Chicago, IL, AMA, 1970.

Dixon, Tiller County, USA. An Adaptator of Teaching Reference Community Development by the National Communicable Disease Center. (COM 71 00564).

Publications Irrelevant - By Title (Continued)

- Rogers, J. C. "Dr. Billy Jack Bass: He's Helping to Make Medical History." Washington Post Sunday Supplement, Parade Magazine, July 1971.
- Sebelius, Keith G. "Doctor Shortage in Rural America." Congressional Record, November 13, 1969, E 9592.
- Eschen, T. B. "Doctors for Needy Areas." New England Journal of Medicine, 284:158-159, January 21, 1971.
- Thrower, W. R. "The Drains of Mudfield Farm." Nursing Times, 68:686, June 1, 1972.
- Rubin, Lawrence S. Early Childhood Health - Mental Health Prevention and Treatment Program. NIMH, May 1973. (ED 085 117)
- Ruppner, R., and Schwabe, C.W. "Early Records of Hydatid Disease in California." American Journal of Tropical Medicine and Hygiene, 22: 485-492, July 1973.
- Weisblat, G. "The Ecological Dentist: A Concept for Reaching the Masses." Journal of the American Dental Association, 85 (5): 1027-1030, November 1972.
- Christensen, L. Clair, and Niederfrank, E. J. Economic and Human Development on Fort McDermitt Indian Reservation of Nevada. Progress Report on a Pilot Project. May 1971. (ED 073 876)
- Jansen, E. F. Economic and Social Considerations in Extending Unemployment Insurance to New Hampshire Agricultural Workers. (New Hampshire AES Report #32)
- McCormack, R. C., and Miller, C. W. "The Economic Feasibility of Rural Group Practice: Influence of Non-Physician Practitioners in Primary Care." Medical Care, 10: 73-80, January/February 1972.
- Hennessey, T. F. "EDP and the Small Hospital." Hospitals, 44: 61-63, February 16, 1970.
- Avery, C. H. "Educational Implications of a National Health Service Corps." Journal of the American Medical Association, 218 (8): 1194-1197, November 22, 1971.
- Feldman, J. J., et al. "The Effect of Residential Mobility on Registration Rates of a Population Served by a Neighborhood Health Center." HSMHA Health Reports, 86(9):803-809, September 1971.
- Chase, H. Peter, et al. "Effectiveness of Nutrition Aides in a Migrant Population." American Journal of Clinical Nutrition, 26: 849-857, August 1973.
- Mason, H. R. "Effectiveness of Student Aid Programs Tied to a Service Commitment." Journal of Medical Education, 46 (7): 575-583, July 1971.
- Waters, J. M., Jr., and Wells, C. H. "The Effects of a Modern Emergency Medical Care System in Reducing Automobile Crash Deaths." Journal of Trauma, 13 (7): 645-647, July 1973.



Publications Irrelevant - By Title (Continued)

Effects of Coinsurance on Delivery of Physical Services. (PB 214 348/5) (PB 214 310/5)

Katz, Sidney, et al. Effects of Continued Care: A Study of Chronic Illness in the Home. (DHEW - Pub HSM #73-3010) December 1972. (ED 076 874)

Dryfoos, J. G., et al. "Eighteen Months Later, Family Planning in the United States, 1969." Family Planning Perspective, 3: 29-44, April 1971.

Emergency Medical Care Subsystem Resource Assessment Handbook. (AD 703 020)

Hanlon, J. J. "Emergency Medical Services: New Program for Old Problem." Health Service Reports, 88: 205-212, March 1973.

Emergency Medical Services Survey and Planning Development. (PB 194 390)

Stoddard, W. D. Emergency Service in Iowa.

"The End for Internists." Medical World News, 12 (8): 281-285, February 26, 1971.

Johnson, Charles C., and Byerly, I. C. The Environment: Agriculture and Health Perspective. USDA/ERS, February 1970. (ED 038 204)

Eaton, John Lawrence. Environmental Attitudes and Health Knowledge of 10th Grade High School Students. (ED 075 173)

Omram, A. R., and Loughlin, B. "An Epidemiologic Study of Accidents Among the Navajo Indians." Journal of the Egyptian Medical Association, 55: 1-22, 1972.

Cohen, C. J., et al. "Epidemiology of Lead Poisoning." Journal of the American Medical Association, 226 (12): 1430-1433, December 17, 1973.

Carmody, J. Ethical Issues in Health Services. A Report and Bibliography. November 1970. (ED 058 128)

Evaluation: Conference, I and II. (PB 196 001)

Smith, Phillip Evaluation of Mental Health Consultation. Progress in Research Appraisal. April 1971. (ED 060 492)

An Evaluation of the McDowell County Action Agency Home Economics Program. (PB 189 126)

Evaluation Report -- Emergency Food and Medical Services Program. (PB 187 454)

Tindell, Lloyd, W., et al. An Examination of Receptivity of Mexican-American and Anglo Rural Disadvantaged to Education Projects. (Report # CRMPA-28), March 1972. (ED 060 924)



Publications Irrelevant - By Title (Continued)

Daniels, R., et al. "An Example of Sub-regional Health Planning." Inquiry, 7: 25-33, December 1970.

Rainer, John D., and Altshuler, Kenneth Z. Expanded Mental Health Care for the Deaf: Rehabilitation and Prevention. Final Report. HEW/SRS, 1970. (ED 052 305)

Williams, L. "Experiences in Systematic Training in a Rural Program for Elderly Mississippians." American Journal of Clinical Nutrition, 26 (10): 1138-1142, October 1973.

True, John E., and Kepes, Sherwin Purdrell Exploration in Experience-Based-Learning: The Purdue Program: Utilization and Acceptance of Mid-Level Mental Health Workers. 1970. (ED 057 362)

Hutcheson, H. A., et al. "Extending Family Planning Services." American Journal of Nursing, 70: 1516-1518, July 1970.

Patterson, M.G., et al. "Extending the Role of the School Nurse to Migrant Families." The Journal of School Health, 41 (8): 421-424, October 1971.

Kunde, G., and Kunde, R. "Eye Injuries in Agricultural Workers." Klinische Monatsblaetter fur Augenheilkunde, 157: 39-50, 1970.

Blackburn, H. L. "Factors Affecting Turnover Rates in Mental Hospitals." Hospital and Community Psychiatry, 23 (9): 268-271, September 1972.

Gynther, M. D., et al. "False Positives Galore: The Application of Standard MMPI Criteria to a Rural, Isolated, Negro Sample." Journal of Clinical Psychology, 27: 234-237, April 1971.

Brown, J. S. "The Family Behind the Migrant." Appalachia in the Sixties, edited by David S. Walls and John W. Stephenson. Lexington, KY: University of Kentucky Press, 1972.

Butler, John R., and Bevan, J. M. Family Doctor and Public Policy.

"Family Doctors Making More, but Working More." American Family Physician GP, 2 (3): 154-155, September 1970.

Eakin, R. "The Family Health Service, Rural." Rural and Appalachian Health, edited by R. L. Nolan and J. L. Schwartz. Springfield, IL: Charles C. Thomas, 1973.

Smith, R. "Family Medicine in the Academic and Community Settings." Proceedings of the Royal Society of Medicine, 64: 523-528, May 1971.

Bertrand, A. L., and Patterson, K. W. Farm Accidents and Their Victims: A Study in Louisiana. Paper presented at Rural Sociology Section of ASAW Annual Meeting, Atlanta, GA.

Publications Irrelevant - By Title (Continued)

A Feasibility Study of Integrating Federal Funded Local Health Services, Vol. 1.  
(PB 214 262/8)

Rousselot, L. M. "Federal Efforts to Influence Physician Education, Specialization Distribution Projection and Options." American Journal of Medicine, 55: 123-130, August 1973.

Waldo, A. D. "A Federal Tax Increase." Minnesota Agricultural Economist, 546, October 1972.

Richards, Eugene. Few Comforts or Surprises.

Hellstrom, B., and Stensvold, I., et al. "Finger Blood Circulation in Forest Workers with Reynaud Phenomena of Occupational Origin." Internationale Zeitschrift fur Angewandte Physiologie, 29: 18-28, 1970.

Malcolm, N. "Fitness for the Tropics." Practitioner, 208: 268-270, February 1972.

Murphree, A. H., and Barrow, M. V. "Folk Medicine in Florida." Journal of the Florida Medical Association, 59:33-36, June 1972.

Schuck, C., and Tartt, J. B. "Food Consumption of Low-Income, Rural Negro Households in Mississippi." Journal of the American Dietetic Association, 62: 151-155, February 1973.

"For Family Doctors, the Ears, Nose and Throat Have It." Medical Times, 99 (1): 52, January 1971.

Dixon, D. C. "Franklin County Up to Date." Journal of the Maine Medical Association, 62: 278-279, November 1971.

Easton, K. C. "The General Practitioner and the Rural Accident Services." Injury, 3: 274-278, April 1972.

Youmans, E. G. "Generation and Perceptions of Old Age, an Urban-Rural Comparison." Gerontologist, 11: 284-288, Winter 1971.

Lerner, R. C. "Geographic Distribution of Need for Family Planning and Subsidized Services in the U. S." American Journal of Public Health, 60: 1944-55, October 1970.

Chesteen, H. E., et al. "Geographical Mobility and Mental Disorder." Hospital and Community Psychiatry, 21(1):31-32, January 1970.

Daniels, R. S. "Governance and Administration of Human Services in Urban Low-Income Communities." American Journal of Public Health, 63: 715-720, August 20, 1973.

Publications Irrelevant - By Title (Continued)

McConnell, B. "Group Care of Infants in Migrant Day Care Centers." American Journal of Public Health, 61: 1330-1334, July 4, 1971.

Pryor, H. B., and Thelander, H. E. "Growth Comparisons of Urban and Rural Children in Southern Mexico with Randomly Selected California Children." Clinical Pediatrics (Phila), 11: 411-416, July 1972.

"Growth of Children from Extremely Poor Families." American Journal of Clinical Nutrition, 26: 567-568, May 1973.

Rollin, H. R. "Has the Mental Hospital Got a Future?" Proceedings of the Royal Society of Medicine, 65: 898-900, October 1972.

La Place. Health.

Kime, R. E. Health, A Consumer Dilemma.

Stolten, Jane H. The Health Aide.

Williams, Kathleen N. Health and Development -- Annotated Bibliography.

National College of Food Technology. Health and Food.

Jefcoat, Allure. Health and Human Values.

Read, D. A. Health and Modern Man.

Crawford, Charles O., ed. Health and the Family.

DeGeyndt, Willy, and Sprague, Linda M. Health Behavior and Health Needs of American Indians in Hennepin County. OEO, June 1971. (ED 052 850)

Levey, Samuel. Health Care Administration--A Selected Bibliography.

Stuart, Bruce C., and Bair, L. A. Health Care and Income, The Distributional Impacts of Medicaid and Medicare Nationally and in the State of Michigan. 2nd ed. Lansing, MI: Michigan Department of Social Services, September 1971.

Van Hoek, Robert. Health Care and the Role of Health Service Research.

Kay, Eleanor. Health Care Careers.

Rockoff, Maxine L. "Health Care Communication Systems." Computer Communications: Impacts and Implications. Edited by Stanley Winkler. Washington, DC: The First International Conference on Computer Communication, October 24-26, 1972.

Publications Irrelevant - By Title (Continued)

McDermott, W., et al. "Health Care Experiment at Many Farms." Science, 175 (4017): 23-31, January 7, 1972.

Roemer, Milton, I. "Health Care for Rural People: Solutions Attempted Around the World." Rural and Appalachian Health, edited by R. L. Nolan and J. L. Schwartz, Springfield, IL, Charles C. Thomas, 1973.

Saltzman, B. N. "Health Care for the Disadvantaged in the Rural Areas." Journal of the Arkansas Medical Society, 67(10):319-321, March 1971.

Somers, Anne M. R. Health Care in Transition.

Johnson, R. L. "Health Care Myths." Hospital Progress, 54 (10): 55-58, October 1973.

Battistella, R. M. Health Care Organization: Bibliography and Guidebook.

Daniels, R. S. "Health Care Planning and the Consumer." Health Services Research, 4: 313-314, Winter 1969.

McNeoney, Walter J. Health Care Reforms.

Bozell, R.J. "Health Care: What the Poor People Didn't Get from Kentucky Project." Science, 172 (3982): 458-460, April 1971.

NIH, Bureau of Health, Manpower and Education. Health Career Training Programs in New England States.

U. S. Indian Health Service. Health Careers for American Indians and Alaska Natives.

Health Resources Administration, National Center for Health Statistics, PHS. Health Characteristics by Geographic Region.

National Center for Health Statistics. Health Characteristics of Low Income Families.

South Carolina Office of Comprehensive Health Planning. Health Data for Comprehensive Health Planning in South Carolina.

Health Data Index--Guide to Current Health Literature of the U. S. Government.

Jones, B., and White, J. "Health Education Advisory Team." Rural and Appalachian Health, edited by R. L. Nolan and J. L. Schwartz, Springfield, IL, Charles C. Thomas, 1973.

Hartman, Gerhard, and Toerber, Gary A. Health Education, Health Manpower and a System, 1969. (ED 080 840)

Kramer, Leo. Health Impaired Miners under Black Lung Legislation.

H

Publications Irrelevant - By Title (Continued)

Palmer, D. L., et al. "Health in a Rural Hippie Commune." Journal of the American Medical Association, 213 (8): 1307-1310, August 24, 1970.

Lansing Center for Health Statistics. Health in Michigan.

Steinman, D. "Health in Rural Poverty: Some Lessons in Theory and from Experience." American Journal of Public Health, 60: 1813-1823, September 1970.

National Center for Health Statistics. Health in the Later Years.

Health Insurance Impact. (PB 214 310/5)

Bazell, R. J. "Health Insurance: Battle Focuses on Nixon and Kennedy Schemes." Science, 171: 783-785, February 26, 1971.

National Center for Health Statistics. Health Interview Survey, Limitation of Activity Due to Chronic Conditions, 1969 and 1970.

Kogan, Benjamin A. Health: Man in a Changing Environment.

National Center for Health Statistics. Health Manpower: A County and Metropolitan Area Data Book.

National Center for Health Statistics. Health Manpower and Health Facilities.

Fenderson, D. A. "Health Manpower Development and Rural Services." Journal of the American Medical Association, 225 (13): 1627-1631, September 24, 1973.

Lossee, G. J., and Alterdeofer, M. F. Health Manpower in Hospitals. HEW/NIH, 1971. (ED 054 338)

Miller, J. D., and Ferber, B. "Health Manpower in the 1960's." Hospitals, 45 (4): 66-71, February 1971.

New Jersey Office of Comprehensive Health Planning Agency. Health Manpower Training Resources.

Willett, Lynn H. Health Occupation Survey. March 1972. (ED 078 820)

Jones, Boisfeuillet. The Health of Americans. NY: Prentice-Hall, 1970.

National Center for Health Statistics, The Health of Children.

Reinke, L. A., and Williams, K., ed. Health Planning.

Publications Irrelevant - By Title (Continued)

Yoder, F. D., and Reed, S. "Health Planning in Illinois. A Case in Point." Archives of Environmental Health, 20 (1): 131-136, 1970.

Anderson, Carl, L. Health Principles and Practice.

Rabin, David, et al. Health Problems in U. S. and North American Indian Populations. 1972.

Smith, David E., and Rose, Alan J. "Health Problems in Urban and Rural 'Crash Pad' Communes." Clinical Pediatrics, 9 (9): 534-537, September 1970.

Gilbert, A., et al. "Health Problems of Migrant Children: A Dissenting View." Pediatrics, 50: 500-502, September 1972.

DHEW, Office of the Secretary. Health Professions Educational Assistance Program: Report to the President, 1970.

Hassinger, Edward W. "Health Services for Rural Areas." USDA A Good Life for More People.

South Carolina Task Force on Health Services, Health Services in South Carolina, 1971.

Flook, Emma E., and Sanazaro, P. J. Health Service Research and Research and Development in Perspective, Ann Arbor, MI: Health Administration, 1973.

DHEW, Health Service Research Bibliography, 1972-1973. (DHEW Pub. # HSM 72-3034)

Eisner, V. "Health Services Under the Elementary and Secondary Education Act." Journal of School Health, 40(9):464-466, November 1970.

PHS/HSMHA, Health Statistics Today and Tomorrow.

Heald, Felix P. Health Status of Youth. (USDA Misc. Pub. 1254: 17-20), April 1973.

Willgoose, C. E. Health Teaching in Secondary Schools. 1972.

Omran, Abdel-Rahin. The Health Theme in Family Planning (Carolina Population).

Diehl, Harold S. Healthful Living. 1973.

Schiffes, J. J. Healthier Living Highlights. 1971.

Hamill, Peter V. V. Height and Weight of Children: Socioeconomic Status, U. S. Washington, DC: GPO, October 1972.

Wainwright, L. "Help Wanted: Doctors Needed in a Real Nice Iowa Town with a Brand New Hospital, Fine Schools, and a Future." Life, pp. 49-53, May 29, 1970.

Publications Irrelevant - By Title (Continued)

Andrus, Len Hughes. "Home Care for the Rural Poor." Hospitals, 44: 43-48, March 1970.

Bistran, Bruce. The Home Health Handbook. Burlington Ecumenical Action Council.

Martin, L. K. "Hookworm in Georgia, I." American Journal of Tropical Medicine and Hygiene, 21: 919-929, November 1972.

Martin, L. K. "Hookworm in Georgia, II." American Journal of Tropical Medicine and Hygiene, 21: 930-943, November 1972.

Gloor, R. F., et al. "Hookworm Infection in a Rural Kentucky County." American Journal of Tropical Medicine and Hygiene, 19 (6): 1007-1009, November 1970.

Hospital and Medical Center Express Bus Service Project. (PB 197 800)

Mumford, E., et al. "A Hospital-Based School Mental Health Project." American Journal of Psychiatry, 127: 920-924, January 1971.

Amitrano, Dolores G. "A Hospital Clinic on Wheels." Supervisory Nurse, 4(3): 30-43, March 1973.

Collins, R. L. "Hospital Merger." Hospitals, 44:56-57, June 1970.

Hospital Mergers. (PB 203 458)

Baranik, Theodore R. "Hospital Sponsors Rural Facility." Hospitals, 48(8):55-59, April 16, 1974.

Rourke, A. J. "Hospitals Must Reach Out to M.D.'s" Modern Hospital, 117(3):165, September 1971.

Needham, D. L. "Housing Conditions and Housing Problems Perceived by Families in Georgia, Texas, Virginia." Southern Ccooperative Service, 182, September 1973.

Andrus, Len Hughes. "How Can We Get Top Notch Health Care to the Crossroads?" Medical Care, 8(5):350-352, September/October 1970.

Klick, D. C. "How Has OSHA Affected the Food Industry." Canning Trade, 95(3): 20-21, September 1972.

Gassett, J. W. "How the Doctor Shortage Hurts While it Lasts." Medical Economics, p. 98, October 11, 1971.

Travers, D. B. "Human Health Hazards Associated With Drugs and Chemicals Used in Veterinary Practice." Australian Veterinary Journal, 46: 235-237, May 1970.

Publications Irrelevant - By Title (Continued)

Crecevk, John. Human Resources in the Rural Mississippi Delta, January 1970.

Schantz, Peter M. et al. "Hydatid Disease in the Central Valley of California." American Journal of Tropical Medicine and Hygiene, 19 (5): 823-830, September 1970.

Rayner, M. D., et al. "Hyporeflexia in Workers Chronically Exposed to Organophosphate Insecticides." Research Communications in Chemical Pathology and Pharmacology, 4: 595-606, November 1972.

Wolman, W., and Steindler, E. M. "Identifying Drug Users." Yearbook of Agriculture. 1973.

McArthur, Robert. Impact of City County Consolidation on the Rural Urban Fringe -- Tennessee, 1971.

Feaster, J. Gerald. Impact of Expanded Education and Nutrition Education Program on Low-Income Families: An In Depth Analysis. (Agriculture Economic Report #2220), February 1972. (ED 064 430)

Urban Systems Research and Engineering, Inc. Impact of 5 Regional Concentration Employment Programs. Department of Labor, Office of Planning, Evaluation and Research. (ED 053 306) (PB 199 657)

Araoz, J. de. "The Impact of Irrigation and Drainage on Rural Health and Sanitation." Congress on Irrigation and Drainage. Varna: 1972 (8th ed.)

Breisch, W. F. "Impact of Medical School Characteristics on Location of Physician Practice." Journal of Medical Education, 45 (2): 1068-1070, December 1970.

Luft, Harold S. Impact of Poor Health on Earnings. 1973.

Brody, B. L., and Stokes, J., 3rd. "The Importance of Heart Disease, Cancer and Stroke in the Community Practice of Medicine." American Journal of Public Health, 62 (2): 181-185, February 1972.

Schirren, C. "Impotence Caused by Insecticides." Deutsche Medizinische Wochenschrift, 95: 1537, July 17, 1970.

Peck, A. W. "Impotence in Farm Workers." British Medical Journal, 1: 690, March 14, 1970.

Redhead, I. H. "Impotence in Farm Workers." British Medical Journal, 1: 755, March 21, 1970.

Espir, M. L., et al. "Impotence in Farm Workers Using Toxic Chemicals." British Medical Journal, 1:423-425, February 14, 1970.



Publications Irrelevant - By Title (Continued)

Canvin, R. W. "Improving General Practice Facilities for Rural Patients--An Experimental Mobil Surgery." Royal Society of Health Journal, 92 (3): 141-145, June 1972.

Kelsey, J. L. "The Incidence and Distribution of Slipped Capital Femoral Epiphysis in Connecticut." Journal of Chronic Diseases, 23: 567-578, January 1971.

Feldt, R. H., et al. "Incidence of Congenital Heart Disease in Children Born to Residents of Olmsted County, Minnesota, 1950-1969." Mayo Clinic Proceedings, 46 (12): 794-799, December 1971.

Florida State Department of Education. An Index: School Health Policies and Concepts. May 1972. (ED 076 901)

Infant Death: An Analysis by Maternal Risk and Health Care, Vol. 1. (PB 224 194/1)

Mata, L. J., et al. "Infection and Nutrition of Children of a Low Socioeconomic Rural Community." American Journal of Clinical Nutrition, 24 (2): 249-259, February 1971.

Slipy, D. M. "Influence: A Comparative Study in Three Rural Communities." Journal of the Minnesota Academy of Science, 38 (213): 116-119, 1973.

Moore, F. J. "Information Technologies and Health Care. 2. The Need for New Technologies to Offset the Shortage of Physicians." Archives of Internal Medicine (Chicago), 125:351-355, February 1970.

Halpern, H., and Love, R. W. "Initiating Community Consultation in Rural Areas." Hospital and Community Psychiatry, 22 (9): 274-277, September 1971.

Goldberg, Isadore. Input of Allied Health Basic Improvement Grant Programs on Health Education Programs. Final Report. (NIH Report #HEW 70-58). July 1971. (ED 084 958) (PB 222 146/3)

Integration of Home Health and Extended Care Facility Services into a Prepaid Comprehensive Group Practice. (PB 196 021)

Harris, D. B., and Roberts, J. "Intellectual Maturity of Children, Demographic and Socioeconomic Factors." Vital and Health Statistics, Series 11: 1-74, June 1972.

Walker, A. R., and Richardson, B. C. "International and Local Growth Standards." American Journal of Clinical Nutrition, 26:897-900, August 1973.

Trindade, G. R. "Internship for Rural Practice." Hospitals, 46:93-97, May 1972.

Publications Irrelevant - By Title (Continued)

Sutterby, J., and Hopkins, E. "Introducing a Central Sterile Supply System to a Rural Community." Nursing Times, 69(8): Suppl: 33-35, March 1, 1973.

Clayton, Y. M., and Fox, E. C. "Investigations Into the Mycology of Dental Calculus in Town Dwellers, Agricultural Workers and Grazing Animals." Journal of Periodontology, 44:281-285, May 1973.

Burroughs, A. L., and Huenemann, R. L. "Iron Deficiency in Rural Infants and Children." Journal of the American Dietetic Association, 57(2):122-128, August 1970.

Johnston, H. L. "Is Rural United States Really an Undeveloped Country?" Rural and Appalachian Health, edited by R. L. Nolan, and J. L. Schwartz, Springfield, IL: Charles C. Thomas, 1973.

Jefferson Parish Community Services Study, Vol. 5. December 31, 1969. (PB 192 488)

Hollowell, J. G., Jr., and Defoe, E. C. "Kansas Preceptorship Program. Community-University Collaboration in Educational Process." Journal of the Kansas Medical Society, 75(3): 68-71, March 1974.

Adducci, J. E. "Laparoscopy in a Rural Area." International Surgery, 58(7):488-489, July 1973.

American Rehabilitation Foundation, Law and Health Personnel, Minnesota Planning Agency/Comprehensive Health Planning Program. (ED 080 811)

Lukaczer, Moses. "Lessons for the Federal Effort Against Hunger and Malnutrition-- From a Case Study." American Journal of Public Health, 61(2):259-276, February 1971.

Lewis, E. B. "Leukemia and the Somatic Risks of Chemical Mutagens." Environmental Health Perspective, 6:185-190, December 1973.

Brooks, S. "Lively Health Fairs in Rural Oklahoma." HSMHA Health Reports, 86(2):121-124, February 1971.

Sullivan, D. B. "Look Close to Home." Journal of the Medical Association of Georgia, 61:177, May 1972.

Findley, T. "Mae West and the Doctor Shortage." Annals of Internal Medicine, 73(3):490, September 1970.

Fenderson, D. A. "A Manpower Evaluation Protocol." Bulletin of the New York Academy of Medicine, 48:966-973, 1972.

Publications Irrelevant - By Title (Continued)

"Manpower Indicators for Rural Counties." Farm Labor Developments, pp. 12-18, Fall 1973.

Arkansas State Commission on Coordination of Higher Education. Finance. Manpower Project: Health and Related Services, Phase 3. DHEW Mental Retardation Unit, March 1970. (ED 038 926)

Denne, K. T., et al. "Mass Communication Media in Continuing Education." Journal of Medical Education, 48(12):118-120, December 1973.

Falk, L. A. "The Matthew Walker Health Center of Meharry Medical College, Neighborhood Health Center." Tennessee Medical Association Journal, 63:849, October 1973.

Estes, E. H. "Medical Education and Medical Care in Underserved Rural Area." Journal of Medical Education, 48(12):118-120, December 1973.

Schwarz, M. R. "Medical Education and Medical Care. Underserved Areas. WAMI; A Concept of Regionalized Medical Education." Journal of Medical Education, 48(12):116-118, December 1973.

Gish, O. "Medical Education and Medical Migration." Proceedings of the Royal Society of Medicine, 63 Suppl, 1191-1195, November 1970.

Reynolds, R. C., and Cluff, L. E. "The Medical School and the Health of the Community: Programs Developing at the University of Florida." American Journal of Public Health, 61:1196-1207, July 1971.

North, K. A. "The Medical School in the Community." Journal of Medical Education, Part 2, 48(12):88-94, December 1973.

King, M. "Medicine in Red and Blue," Lancet, 1:679-681, March 25, 1972.

Academy for Educational Development, Inc. Meeting Ohio's Needs for M.D.'s Through 1980 and Beyond. December 1970. (ED 065 058)

Richardson, E. L. "Meeting the Nation's Health Manpower Needs." Journal of Medical Education, 47(1):3-9, January 1972.

Men, Money and Medicine, (PB 193 413)

Coelho, George V., ed. Mental Health and Social Change: A Bibliography. HEW/NIMH, 1972. (ED 074 391)

Publications Irrelevant - By Title (Continued)

Saltzman, B. N. "Mental Health and the Rural Aging." Journal of the Arkansas Medical Society, 68(4):131-135, September 1971.

Council for Exceptional Children. Mental Health; Exceptional Child Bibliography Series. DHEW/OE, February 1971. (ED 054 578)

Damluji, S. F., and Tikriti, S. "Mercury Poisoning From Wheat." British Medical Journal, March 25, 1972.

"Metamorphosis in Aquarius." Journal of the American Medical Association, 215(4):629, January 25, 1971.

Drui, A. B. "Methodological Issues in Measuring Ambulatory Care." American Journal of Public Health, 63:358-360, April 1973.

Afek, L. "Migrant Health Problems. A Look at Consumer Expectations and Barriers to Effective Health Services." Arizona Nurse, 25(4):10-14, September/October 1972.

Abt. Associates. Migrant Labor, Texas, 1971-1972.

Staszewski, J. "Migrant Studies in Alimentary Tract Cancer." Recent Results in Cancer Research, 39:85-97, 1972.

Coles, Robert. Migrants, Sharecroppers, Mountaineers (1971).

Bloom, J. D. "Migration and Psychopathology of Eskimo Women." American Journal of Psychiatry, 130:446-449, April 1973.

Bowers, J. Z., and Rosenheim, L. "Migration of Medical Manpower: Summary Report of a Macy Conference." Journal of the American Medical Association. 214(11):2039, December 14, 1970.

Beale, C. L. "Migration Patterns of Minorities in U.S." American Agricultural Economics, 55(5):938-951, December 1973.

Sanjur, D., et al. "Milk Consumption Patterns of Puerto Rican Preschool Children in Rural New York." American Journal of Clinical Nutrition, 24(11):1320-1326, November 1971.

Minnesota Department of Manpower Services. Minnesota Migrant Program, 1970.

Stosy, D. "A Mock Disaster on a Rural Road." American Journal of Nursing, 12:2222-2224, December 1972.

Publications Irrelevant - By Title (Continued)

Hunter, Murray B. "Model Health Care Delivery Systems." Rural and Appalachian Health, edited by R. L. Nolan and J. L. Schwartz. Springfield, IL: Charles C. Thomas, 1973.

Furcolow, M. L., and Deuschle, K. W. "Modern Tuberculosis Control. A Six-Year Follow-Up in an Appalachian Community." American Review of Respiratory Disease, 107:253-266, February 1973.

Polk, L.D. "More Measles--Why?" Clinical Pediatrics (Phila.), 10: 433, August 1971.

Kane, F. J., Jr., et al. "Motivational Factors Affecting Contraceptive Use." American Journal of Obstetrics and Gynecology, 110(8):1050-1054, August 15, 1971.

Schwarzweiler, Harry, K. Mountain Families in Transition. 1971.

Scaife, C., "Multispecialty Group Practice: the Inevitable Alternative." Medical Journal of Australia, 2(23):1061-1065, December 8, 1973.

Jackson, E., and Welch, K. M. "Mushroom Worker's Lung." Thorax, 25:25-30, January 1970.

Hearn, C.E. and Keir, W. "Nail Damage in Spray Operators Exposed to Paraquat." British Journal of Industrial Medicine, 28:199-403, October 1971.

Hill, C. E., Jr., and Spector, M. I. "Nativity and Mortality of American Indians Compared with U.S. Whites and Nonwhites." HSMHA Health Reports, 86: 229-246, March 1971.

Bekise, Heston, ed. Nations Health--Some Issues.

Nebraska's Air Ambulance Project. (PB 203 293).

Nebraska's Air Ambulance Project, "Operation Sk" Aid. (PB 197 921).

Fuentes, J. A. "The Need for Effective and Comprehensive Planning for Migrant Workers Health." American Journal of Public Health, 64(1):2-10, January 1974.

Drenth, H. J., et al. "Neuromuscular Function in Agricultural Workers Using Pesticides." Archives of Environmental Health, 25:195-198, December 1972.

Read, M. H. "Nevada's Young Families Do Not Fit Into Nice Neat Little Categories." Nevada Ranch and Home Review, 5(2):14, Winter/Spring 1972.

Publications Irrelevant - By Title (Continued)

Thakur, D. S. "New Approach to Rural Development." Agriculture Agro-Industries Journal, 6(10):19-27, October 1973.

Heller, Celia S. "New Concepts to the American Dream." Social Mobility, U. S., 1971.

Hensley, J. H., et al. "A New Health Professional--The Orthopedic Assistant." HSMHA Health Reports, 86:669-673, August 1971.

President's Task Force on Rural Development. A New Life for the Country. Washington, DC, GPO, 1970.

Arizona Commission of Indian Affairs. 1970 Inter-Agency Health Meeting (Navajo), Phoenix, January 1970. (ED 051 947).

Ohio Agricultural Research and Development Center. 91st Annual Report - 1972  
OH Agricultural Research and Development Center Research Bulletin 1061, 1972.

Comstock, L. D., Jr. "No Better Laboratory to Train Family MD's than the Community." Michigan Medicine, 70:477-8 passim., May 1971.

Clark, A. T. "No Open Sesames in Rural Rehabilitation." Rehabilitation Literature, 34:207-209 passim., July 1973.

Sobey, Francine. The Nonprofessional Revolution in Mental Health. 1970. (ED 044 616).

North Carolina Manpower Development Corporation. North Carolina Manpower Development Corporation: Mobility Project. Department of Labor, Office of Research and Development. (ED 081 946).

Duran, Fernando, A. "The Northeast Kingdom, Developing a Mental Health Nursing Service in Rural America." Nursing Clinics of North America, 5(4):669-676, December 1970.

Notes on Health Care in Rural Virginia: Detailed Report. (PB 189 728).

Notes on Health Care in Rural Virginia: Summary. (PB 189 729).

Senior, B., and Smith, B. A. "The Number of Physicians as a Constraint on Delivery of Health Care. How Many Physicians are Enough." Journal of the American Medical Association, 222(2):178-183, October 9, 1972.

Holmes, D. "Nutrition and Health Screening Service for the Elderly." American Dietetic Association Journal, 60:301-305, April 1972.

Publications Irrelevant - By Title (Continued)

Ross, R. A. "Nutrition and Pregnancy, an Invitational Symposium. 2. Nutrition in Maternal and Perinatal Morbidity and Mortality in a Rural State, 1930-1950." Journal of Reproductive Medicine, 7 (6): 245-250, December 1971.

Lachanee, Paul A. "Nutrition and Public Health." Food Product Development, 7 (5): 52, 54, June 1973.

Jane, D. E., et al. "Nutrition in Action for Young Transients in Hawaii." American Journal of Public Health, 62: 1202-1206, September 1972.

Dahl, T. "Nutritional Functional Area in Comprehensive Health Care Delivery." American Dietetic Association Journal, 61: 497-504, November 1972.

Guthrie, H. A., et al. "Nutritional Practices of Elderly Citizens in Rural Pennsylvania." Gerontologist, 12: 330-335, Winter 1972.

Nickman, M. Z. "Nutrition Programs in State Health Agencies." Nutrition Reviews, 32 (3): 65-67, May 1974.

Chase, H. P., et al. "Nutritional Status of Preschool Mexican-American Migrant Farm Children." American Journal of Diseases of Children, 122: 316-324, October 1971.

Swaminathan, M. C. "Observation on Growth and Development of Undernourished Children of Andhra Pradesh." Indian Journal of Medical Research, 59 Suppl., 149-155, June 1971.

Shocket, E. "Obligatory General-Practice Years." New England Journal of Medicine, 283: 1057, November 5, 1970.

Wann, T. T., and Wright, A. "Occupational Differentials in Chronic Disability." Journal of Occupational Medicine, 15 (6): 493-500, June 1973.

Matson, W. E. "Occupational Safety and Health Act in Agriculture." Cranberries, 38(4):1, August 1973.

Jeffers, J.R., et al. "On the Demand Versus the Need for Medical Services and the Concept of Shortage." American Journal of Public Health, 61 (1): 46-63, January 1971.

Mayer, J. "One Year Later." Journal of the American Dietetic Association, 58 (4): 300-302, April 1971.

Texas University, School of Public Health. Operation "Medic" in Texas. Final Report. HEW/PHS/Community Health Services, 1971. (ED 080 804).

Publications Irrelevant - By Title (Continued)

Falicki, Z. et al. "The Opinions of Rural Population of Physic Diseases." Polish Medical Journal, 11: 213-219, 1972.

GAO, Comptroller General of the U.S. Opportunities for Improving the Southern Monterey County Rural Health Project, King City, California. (Report B-130515). Washington, DC, July 6, 1971.

Hipkins, Theodore. "The Organization of Rural Health Services." Rural and Appalachian Health, edited by R. L. Nolan and J. L. Schwartz. Springfield, IL, Charles C. Thomas, 1973.

Malberg, J. W. and Wheeler, H. W. "Organochlorine Pesticide Residues and Polychlorinated Biphenyls in Human Milk." Pesticides Monitoring Journal, 7: 1-5, June 1973.

Porteous, H. "OSHA in California." California Farmer, 240 (8): 7, April 20, 1974.

Guenther, G. C. "OSHA: Engineering for Farm Safety." Agricultural Engineering, (St. Joseph, MI), 54 (8): 15-17, August 1973.

Draper, M., et al. "Outline for a Priority Research Program in Community Mental Health: The Bayonne Project." Diseases of the Nervous System, 31 Suppl., 175-179, November 1970.

Valien, P. "Overview of Demographic Trends and Characteristics by Color." Milbank Memorial Fund Quarterly, 48 (2) Part 2: 21-45, April 1970.

Work, H. H. "Parent-Child Centers, A Working Reappraisal." American Journal of Orthopsychiatry, 42: 582-595, July 1972.

Mesmer, R. E., et al. "Pastoral Counseling Seminars for Rural Clergymen." Hospital and Community Psychiatry, 22 (2): 61-62, February 1971.

Dodge, W. F., et al. "Patterns of Maternal Desires for Child Care." American Journal of Public Health, 60: 1421-1429, August 1970.

Anderson, O. W., and Anderson, R. "Patterns of Use of Health Services." Handbook of Medical Sociology, edited by Freeman, et al. Englewood Cliffs, NJ: Prentice-Hall, 1972.

Gozzi, E. "The Pediatric Nurse Practitioner as a Way of Life in Rural Health." American Nurses Association Clinic Session, 81-86, 1972.



Publications Irrelevant - By Title (Continued)

Arizona State Department of Vocational Education. People Power for Health Services. Proceedings of a conference, 1972. (ED 070 864)

Adair, J., and Deuschle, K. The People's Health: Anthropology and Medicine in a Navajo Community, 1970.

Gartner, Alan, and Riessman, Frank. The Performance of Paraprofessionals in Maternal Health Field. July 1971, (ED 055 273)

Kirk, R. H. Personal Health in Ecologic Perspective, 1972.

Long, K. T. "Pesticides--An Occupational Hazard on Farms." American Journal of Nursing, 71: 740-743, April 1971.

Chase, H. P., et al. "Pesticides and U.S. Farm Labor Families." Rocky Mountain Medical Journal, 70: 27-31, November 1973.

Pharmacy Manpower. (PB 203 019)

Drachman, R. H., and Cooke, R. D. "Physician Productivity and Medical Care." Journal of Pediatrics, 77 (5): 749-763, November 1970.

Fredericks, M. A. "Physicians and Poverty Programs, A Study of Physicians' Expressed Willingness to Change Positions." Hospital Progress, 52: 56-61, March 1971.

MacLachlan, J. S. "Planning a Dental Service in a Rural Community." Public Health, 86 (3): 143-150, March 1972.

Mason, H. R. "Planning Articles." American Journal of Public Health, 63: 668-669, August 1973.

Coppedge, R. "Plans for a Pilot Project to Examine Nature of Rural Poverty." Special Report, Oregon State University, Extension Service, 396:17-21, October 1973.

Mazzei, E. S., and Mazzei, C. M. "Poisoning by a Fungicide, Hexachlorbenzene, Contaminating Wheat Grains." Semaine des Hopitaux de Paris, 49: 63-67, February 26, 1973.

Lyday, J. M. "Political and Social Implications for Rural Areas." American Journal of Agricultural Economics, 53: 750-753, December 1971.

Mechanic, David. Politics, Medicine, and Social Science.

Anderson, John B. Politics of Health Care. November 1973. Presented before Northern Illinois University Student Nursing Organization, Lecture on Health Care and Health Rights.

Publications Irrelevant - By Title (Continued)

Youmans, E. G. Poverty and Life Satisfaction: A Rural-Urban Comparison. Presented at Rural Sociology Society, Baton Rouge, LA, August 25, 1972.

Leebove, Roy, ed. Poverty and Social Welfare in the U. S. 1972.

Galloway, S. P., and Eby, D. E. "Poverty Area Residents Look at Pharmacy Services." American Journal of Public Health, 61 (11): 2211-2222, November 1971.

Zachariasen, Ellen. Poverty in U. S. 1969-1970: Selected References. November 1970. (ED 064 454)

Preliminary Health Facility Report at Escambia County and Santa Rosa County, Florida. (PB 197 197)

O'Brien, L. J. "President's Page. Rural Health Care Delivery." Journal of the Iowa Medical Society, 62: 55, February 1972.

Thiede, H. A. "IV. A Presumptuous Experiment in Rural Maternal and Child Health Care." American Journal of Obstetrics and Gynecology, 111 (5): 736-742, November 1, 1971.

Acholonu, A. D. "Prevalence of Human Ascariasis and Trichuriasis in San Juan and Vicinity, Puerto Rico." Journal of Parasitology, 59 (3): 468, June 1973.

Kripke, S. S., and Sanders, E. "Prevalence of Iron-Deficiency Anemia Among Infants and Young Children Seen at Rural Ambulatory Clinics." American Journal of Clinical Nutrition, 23: 716-724, June 1970.

Reinis, Z., et al. "Prevalence of Ischaemic Heart Disease in Rural Population." Cor Et Vasa, 12 (2): 118-128, 1970.

Poirier, R., et al. "Primary Bronchogenic Carcinoma In a Vinegrower: Role of Arsenates." Nouvelle Presse Medicale, 2: 91-92, January 13, 1973.

Hollister, William G., and Rae-Grut, Quentin. The Principles of Parsimony in Mental Health Center Operations. North Carolina University, School of Medicine, March 1970. (ED 042 191)

"Priorities for Increasing Availability of Health Services in Rural Areas." Journal of the American Medical Association, 222: 1284-1285, December 4, 1972.

Bloomberg, S. "Problems Associated with the Introduction of a Psychiatric Unit into a Rural General Hospital." American Journal of Psychiatry, 130: 28-31, January 1973.

Fieldins, Jon E., ed. Problems in Comprehensive Ambulatory Health Care for High Risk Adolescents. Department of Labor/HEW/PHS/CHS, October 1973. (ED 085 465)

Publications Irrelevant - By Title (Continued)

Blendon, R. J., and Gaus, C. R. "Problems in Developing Health Services in Poverty Areas. The Johns Hopkins Experience." Journal of Medical Education, 46 (6): 477, June 1971.

Baker, F., et al. "Problems of a Centralized Department in a Decentralized Mental Hospital." Social Science and Medicine, 4: 293-306, September 1970.

"Problems in Providing Dental Care in Isolated Areas." Rural and Appalachian Health, edited by R. L. Nolan and J. L. Schwartz. Springfield, IL, Charles C. Thomas, 1973.

Kahn, A., Jr. "Problems Vexacious" Journal of the Arkansas Medical Society, 70: 14-15, August 1973.

Caraway, R. B., Jr. Proceedings: Cancer Rehabilitation in the Rural Community. Proceedings of the National Cancer Conference, 7: 853-854, 1973.

Proceedings of Invitational Seminar: Economies of Scale. (PB 220 614/2)

Proceedings of 6th Hawaii International Conference on System Science, Urban and Regional System: Modeling, Analysis and Decision Making. (AD 757 590)

Auburn University Agricultural Extension Station. Proceedings: Rural Social Section, Association of South Agricultural Workers, 1970. February 4, 1970. (ED 041 677)

National Research Council, Committee on Agriculture and the Environment. Productive Agriculture and a Quality Environment, 1973.

Swanson, M. "Professional Rural Social Work in America." Agricultural History, 46: 515-526, October 1972.

Duval, M. K. "A Program for Rural Health Development." Journal of the American Medical Association, 221: 168-171, July 10, 1972.

Callen, John, et al. A Projection of Maryland's Health Manpower Needs to 1980's. Mountain States Regional Medical Program, 1972. (ED 084 339)

Burton-Bradley, B. G. "Projects Under Way." Social Science and Medicine, 4:667-668, December 1970.

Proposals for Health Reform.

Meglen, M. C. "A Prototype of Health Services for Quality of Life in a Rural County." Bulletin of the American College of Nurse Midwife, 17 (4):103-110, November 1972.

Erickson, G. D. and Macht, A. J. "Providing Local Services for Rural Counties." Hospital and Community Psychiatry, 21 (4):128-129, April 1970.

Publications Irrelevant - By Title (Continued)

Hobbs, D. "Providing Public Services in Rural Areas." Journal of Soil and Water Conservation, 29:34-36, January/February 1974.

Loof, D. H. "Psychophysiologic and Conversion Reactions in Children. Selective Incidence in Verbal and Nonverbal Families." Journal of the American Academy of Child Psychiatry, 9:318-331, April 1970.

Burton, Lloyd Edward Public Health and Community Medicine for the Allied Medical Professions. 1970.

Rosenkrantz, Barbara G. Public Health and the State: Changing Views in Massachusetts, 1842-1936, 1972.

Hanson, I. "Public Health Services in Rural Areas." Oklahoma AES Progress Report, P-665:111-137, July 1972.

Aaron, Henry J. Public Housing, U. S., 1972.

HEW/National Center for Health Service. Periodontal Disease and Oral Hygiene Among Children, U. S. June 1972. (ED 071 220)

Speizer, F. E. "Questionnaire Approaches and Analysis of Epidemiological Data in Organic Dust Lung Disease." Annals of the New York Academy of Science, 221:50-53, 1974.

McAnary, Emile G. Radio's Role in Development, AID/State Department. (ED 086 155)

Buri, P. et al. "The Ramathibodi Community Health Program." Journal of Medical Education, 49 (3):264-277, March 1974.

Ullma, A. "The Ranking Democratic Member of the House Ways and Means Committee Discusses the Contents of His Newly Proposed Plan for National Health Care." Hospitals, 46:51-55, May 16, 1972.

Phillips, D. F. "Reaching Out to Rural Communities. 1." Hospitals, 46:53-57, June 1, 1972.

Phillips, D. F. "Reaching Out to Rural Communities. 2." Hospitals, 46:33-38, June 16, 1972.

Recent Demographic Trends and Their Effects on Maternal and Child Health Needs and Services. 1970.

McLaughlin, B. E. "Recognition and Treatment of Youthful Depression in a Rural Area." Psychosomatics, 11:420-421, September/October 1970.

Publications Irrelevant - By Title (Continued)

Groom, D. "Regional Medical Programs and Medical Care in Rural Oklahoma." Journal of the Oklahoma State Medical Association, 63:165-167, April 1970.

Michaux, M. H., et al. "Relatives' Perceptions of Rural and Urban Day Care Center Patients." Psychiatry, 36:203-212, May 1973.

The Joint Committee for Stroke Facilities, "Report. X. Community Health Services for Stroke." Stroke, 5(1):114-133, January/February 1974.

National Health Council. Report on Discussions of the Task Force on the Manpower Distribution Project, January 24-26, 1973. (DHEW Pub. # NIH 73-484)

Isaac-Sa-no, F. "RP Mobil Orthopedic Clinic For Handicapped." Philippine Journal of Nursing, 4(1):15 passim, January/March 1972.

American Medical Association. A Report on Education and Utility of Allied Health Manpower, June 1972. (ED 973 267)

NIH/Division of Physician Manpower. A Report on the Use of Radio as Recruitment Tool for Health Occupations. 1970. (ED 050 230)

Borhani, Nemat, et al. Report on the Yolo County Migrant Health Program, December 1, 1969 - September 30, 1970. Davis, CA: University of California School of Medicine, 1970.

Held, B. and Prystowsky, H. "II. Research in the Delivery of Female Health Care: What Shall be the Role of the University Department of Obstetrics and Gynecology?" American Journal of Obstetrics and Gynecology, 111(5):725-727, November 1, 1971.

Richey, P. N., and Stokes, C. S. "Residence Background, Socioeconomic Status, and Fertility." Demography, 8:369-377, August 1971.

Spaulding, I. A. "Residential Density, Social Interaction and Social Values for a Selected Household Type." Bulletin of the University of Rhode Island Agricultural Experiment Station, 1973.

Gish, O. "Resource Allocation, Equality of Access and Health." International Journal of Health Services, 3(3):399-414, 1973.

Tse, K. S., et al. "Respiratory Abnormalities in Workers Exposed to Grain Dust." Archives of Environmental Health, 27: 74-77, August 1973.

Orkin, M. "Resurgence of Scabies." Journal of the American Medical Association, 217(5):593-597, August 1971.

Norquest, Carrol. Rio Grande Wetbacks - 1972.

"Rocky Mountain Spotted Fever." Journal of the American Medical Association, 225:1372, September 10, 1973.

H-61

Publications Irrelevant - By Title (Continued)

Linnemann, Calvin C., et al. "Rocky Mountain Spotted Fever in Clermont County, Ohio." American Journal of Epidemiology, 97(2):125-130, February 1973.

Waldo, A. Rural Development and Welfare of Rural People.

Weitz, R. Rural Development in a Changing World, 1971.

Kulp, E. M. Rural Development Planning, 1970.

Bishop, C. E., et al. Rural Development: Problems and Advantages of Rural Location for Industrial Plants. North Carolina State University, Agriculture Policy Institute Report #49, July 1970. (ED 081 536)

Whiting, Larry R., ed. Rural Development Research Priorities. Ames, IA: North Central Regional Center for Rural Development, Iowa State University Press, 1972.

Berry, C. "Rural Employment." American Journal of Public Health, 61:2474-2476, December 1971.

Veverka, J. F. and Goldman, J. "Rural Family Counseling." Journal of the Iowa Medical Society, 63(8):395-398, August 1973.

Anderson, Elin Lilje Rural Health and Social Policy. 1951.

Ramsey, J. E. "Rural Health Care." Nebraska State Medical Journal, 55(3):158-159, March 1970.

Wilson, V. E. "Rural Health Care System." Journal of the American Medical Association, 216(16):1623-1626, June 7, 1971.

Humphrey, Hubert "Rural Health Care Worsens." Congressional Record - Senate, S 17142- S 17144, October 29, 1971.

Johnston, Helen L. "Rural Health Cooperatives." Farmer Cooperative Agency Bulletin #60, Public Health Bulletin #308. 1950.

Farnsworth, S. F. "Rural Health is a Community Affair." American Journal of Medical Technology, 37:50-54, February 1971.

Deaton, B. J. "Rural Housing Needs and Barriers, Case of Central Appalachia." Southern Journal of Agricultural Economy, 5(1):59-67, July 1973.

Barnett, L. D. "The Rural Ideal in American Society and Its Influence on Attitudes Towards Population Limitation." Journal of Biosocial Science, 4:235-246, April 1972.

Rural Manpower Development, 1971. U. S. Department of Labor.

Publications Irrelevant - By Title (Continued)

French, R. B. "Rural Medicine: Cancer." Journal of the Maine Medical Association, 63:245-248, November 1972.

Guillozet, Noel. "Rural Medicine -- Making It Now and the Problems Ahead." California Medicine, 118:91-93, April 1973.

Johnson, R. E., Jr., and Grady, W. F. "Rural Mental Health Care: A Fourth Year Report." Journal of the Oklahoma State Medical Association, 65 (8):336-338, August 1972.

Allerton, W. S. "Rural Mental Health in Virginia." Virginia Medical Monthly, 99 (1):72-73, January 1972.

Rosenfield, A. G., and Asavegena, W. "Rural-Oriented Maternity Services." American Journal of Obstetrics and Gynecology, 115:1013-1020, April 1, 1973.

Michigan State University, Rural Manpower Center. Rural Poverty in Michigan. (Report # R 21). November 1970. (ED 044 231)

Brott, C. R. "Rural Nebraska - Family Practice." Nebraska Medical Journal, 55:431-432, July 1970.

McCoy, John, L. Rural Poverty in Three Southern Regions. 1970.

Copp, J. H. "Rural Sociology and Rural Development." Rural Sociology, 37:514-533, December 1972.

Krumdick, C. L. "The Rural-to-Urban Malnutrition Gradient. A Key Factor in the Pathogenesis of Urban Slums." Journal of the American Medical Association, 215:1652-1654, March 8, 1971.

Napier, T. L. "Rural Urban Differences, Myth or Reality." Research Bulletin of the Ohio Agriculture Research and Development Center, #1063, October 1973.

Rao, P. S., et al. "Rural-Urban Differentials in Consanguinity." Journal of Medical Genetics, 9 (2):174-178, June 1972.

Streyker, B., and Steele, W. T. "A Rural Vermont Town Plans for its Future." Soil Conservation, 38:200, April 1, 1973.

Rubin, R. H., et al. "St. Louis Encephalitis in Saline County, Illinois." Journal of Infectious Diseases, 122 (4):347-353, October 1970.

LeBeau, L. "Sanitation Principles of Promotion and Maintenance of Health." Frontier Nursing Service Quarterly Bulletin, 48 (3): 13-26, Winter 1973.

Schultz, E. W., et al. "Screening Emotionally Disturbed Children in a Rural Setting." Exceptional Children, 39:134-137, October 1972.

Publications Irrelevant - By Title (Continued)

Egger, R. L. "The Secret of Caring for More Patients." Medical Economics, 48 (17): 81-85, August 2, 1971.

McDonald, Allan F., and O'Connell, Harold J. Selected Annotated Bibliography of Recent Research on Rural Life on Prince Edward Island # 1. 1972. (ED 080 262)

Hillery, G. A., Jr. "Selected Issues in Community Theory." Rural Sociology, 37: 534-552, October 1972.

Kraenzel, Carl F., et al. Service Centers as a Measure of the Social Cost of Space. Mimeographed, Montana State University.

Hollister, W. G. "The Service Guide." American Journal of Public Health, 60:428-429, March 1970.

Edwards, S. A. Shared Services, 1972.

Scott, E. G., and Hunt, W. B., Jr. "Silo Filler's Disease." Chest, 63(5):701-706, May 1973.

Ramirez, J., and Dowell, A. R. "Silo Filler's Disease: Nitrogen Dioxide-Induced Lung Injury." Annals of Internal Medicine, 74(4):569-576, April 1971.

Bowden, P. W. "The Single-Handed Rural Practitioner." Lancet, 1(7753):755-756, April 1, 1972.

Johnson, Alice, Small Fry Smiles. HEW/NIMH, 1973. (ED 079 639)

Rourke, A. J. "Small-Town Doctor Needs More Than an Office." Modern Hospital, 117(5):151, November 1971.

"Small Town Practice." Journal of the American Medical Association, 225(9):1113-1114, August 27, 1973.

Nathanson, C. A., and Rhyne, M. B. "Social and Cultural Factors Associated with Asthmatic Symptoms in Children." Social Science and Medicine, 4: 293-306, September 1970.

Pasewark, R. A., et al. "Social Class and Disposition in a Rural Mental Hospital." Hospital and Community Psychiatry, 21(4):120-121, April, 1970.

Kraenzel, Carl F., and MacDonald, Frances H. The Social Cost of Space Aspects for Services in Sparsely Populated Areas. Montana State University.

Tjersland, T. Social Indicators, Webster Regional Sciences Association Meeting, February 1973.



Publications Irrelevant - By Title (Continued)

Richards, N., and Cohen, Louis K., eds. Social Sciences and Dentistry: A Critical Bibliography, 1971. (ED 058 817)

Gorman, Joanne F., ed. Social Workers and Family Planning--Conference Report. (PHS #2166). 1970. (ED 087 669)

Singer, J. F., and Charleton, J. L. "The Socioeconomic Adjustment of Rural Households in the Arkansas Ozarks." Arkansas AES Bulletin #767, September 1971.

Weppner, R. S. "Socioeconomic Barriers to Assimilation of Navajo Migrants." Human Organization, 31(3):303-314, Fall 1972.

Blevins, A. L. "Socioeconomic Differences Between Migrants and Non-Migrants." Rural Sociology, 36(4):509-520, December 1971.

Wan, T. T., and Tarver, J. D. "Socioeconomic Status, Migration and Morbidity." Social Biology, 19:51-59, March 1972.

Mazzella, Di, and Vosci, M. "Some Cases of Occupational Poisoning by Dinitrophenols (Binapacril, DNOC, Karathane) in Agricultural Workers." European Journal of Toxicology, 3:325-331, September 1970.

Williams, J. E., and Bates, W. M. "Some Characteristics of Female Narcotic Addicts." International Journal of the Addictions, 5(2):245-256, June 1970.

Bartrop, T. H. "Some Environmental Health Problems in Rural Areas." Royal Society of Health Journal, 93:3-7, February 1973.

Gorwitz, K., et al. "Some Epidemiological Data on Alcoholism in Maryland: Based on Admissions to Psychiatric Facilities." Quarterly Journal of Studies on Alcoholism, 31:423-443, June 1970.

Some Fifteen Years of Medical Progress in an Isolated Farming Area." South African Nursing Journal, 40(9):17-18, September 1973.

Hicks, N. "Some Notes on the Doctor 'Shortage'." Medical Journal of Australia, 2(8):393-396, August 25, 1973.

Lucas, R. A., and Himelfarb, A. "Some Social Aspects of Medical Care in Small Communities." Canadian Journal of Public Health, 62(1):6-16, January/February 1971.

Bitter, J. A. "Some Viable Service Delivery Approaches in Rural Rehabilitation." Rehabilitation Literature, 33:352-357, December 1972.

Coles, Robert. The South Goes North, 1972.

Publications Irrelevant - By Title (Continued)

Augrist, W. "Special Problems of Families: How to Obtain Help." Journal of Yearly Agriculture, USDA, 1973.

Spoke Design for Inpatient Care, Franklin County Public Hospital, Greenfield, Massachusetts. (PB 193 494)

"A Statewide Manager Gets Involved." Rural Electrification, 99(6):27-29, March 1971.

Luther, T., and Brewer, W. D. "Stimulating Community Action in Health." Nursing Outlook, 18:41, May 1970.

Sata, L. S., et al. "Store-Front Churches in the Inner City." Mental Hygiene, 54(2):256-260, April 1970.

Barnett, S. E., et al. "Student Health Program for Migrant Farmworkers and Rural Poor." Rocky Mountain Medical Journal, 69:50-52, December 1972.

Kaplan, Robert, et al. Studies in Delivery of Ambulatory Care. (Carnegie-Mellon University Report #WP27-71-2). (ED 059 310)

Moser, C. Y. "Studies in Nutrition in a Rural County, Especially in Relation to Food Habits, Visual Acuity and Nutritional Status." West Virginia Medical Journal, 66:223-226, July 1970.

Study and Analysis of Utilization and Cost Data Concerning the Provisions of Home Health Service and Extended Care Service. (PB 190 793)

Beiser, Morton. "A Study of Personality Assets in a Rural Community." Archives of General Psychiatry, 24:244-254, March 1971.

French, J. G., et al. "A Study of Toxoplasma Gondii Infection in Farm and Non-Farm Groups in the Same Geographic Location." American Journal of Epidemiology, 91(2):185-191, February 1970.

Muxlow, Maretta J. "Super-Nurse for a Doctorless Town." Minnesota Medicine, 52 (6): 102-104, October 1973.

Shepherd, J. "Surgery in the Small Hospital." Lancet, 1(7705):903-905, May 1, 1971.

Wolf, George A. J. "A Talk to the Kansas Academy of General Practice." Congressional Record, pp.E9592-E9594, November 13, 1969.

Goldstine, T., and Gutmann, D. "A Tat Study of Navajo Aging." Psychiatry, 35:373-384, November 1972.

Publications Irrelevant - By Title (Continued)

Phillips, T. J., and Swanson, A. G. "Teaching Family Medicine in Rural Clinical Clerkships." Journal of the American Medical Association, 228(11), June 10, 1974.

"Teachers and Children of the Poor." Human Ecology Forum, I (3), Winter 1971.

Byrd, Richard B., et al. "The Thirty-Year Trend of Bronchogenic Carcinoma in Olmsted County, Minnesota, 1935-1964." Journal of Chronic Disease, 24(1):9-18, June 1971.

Beyrer, Mary K. A Topical List of Theses and Dissertations in Health Education. 1970. (ED 062 119)

Harrell, G. T. "Training in a Small Town for Rural Practice." Journal of the American Medical Association, 225:1103-1105, August 27, 1973.

Fendall, N. R. "Training the Physician for Development." Bulletin of the New York Academy of Medicine, 48:1262-1275, November 1972.

Joint Committee for Stroke Facilities. "Training, Education, Manpower and Research for Stroke Care." Stroke, 4:497-555, May/June 1973.

Karp, et al. "Transient Cerebral Ischemia Prevalence and Prognosis in a Biracial Rural Community." Journal of the American Medical Association, 225(2):125-128, July 9, 1973.

Sherwood, C. "Transportation is a Problem: The Nurse Finds the Way." Frontier Nursing Service Quarterly Bulletin, 48(4):19-20, Spring 1973.

Spenader, W. F., et al. "The Treatment of Acute Alcoholism in a Small Rural Hospital." Illinois Medical Journal, 140:508, passim, November 1971.

Blumberg, M. S. Trends and Projections of Physicians in the U.S., 1967-2002. Berkley: Carnegie Commission on Higher Education, 1971.

Brown, W. J. "Trends and Status of Gonorrhea in the U.S." Journal of Infectious Disease, 123(6):682-688, June 1971.

Darney, P. D., and Clenny, N. D. "Tuberculosis Outbreak in an Alabama High School." Journal of the American Medical Association, 216(13):2117-2118, June 28, 1971.

Morgan, J. N., and Sirageldin, I. "Two Measures of Geographic Location and Their Relation to Income." Demography, 7:169-173, May 1970.

Camner, P., et al. "Urban Factor and Tracheobronchial Clearance." Archives of Environmental Health, 27:81-84, August 1973.

Publications Irrelevant - By Title (Continued)

Sargent, Charles A. Urbanization of a Rural Community. (Report # AES-R-Bulletin 859). USDA/CSRS, September 1970.

Breslow, L. "The Urgency of Social Action for Health." American Journal of Public Health, 60:10-16, January 1970.

Erwin, V. "USDA's Role in Rural Development." Agricultural Engineering, 54:12-13, January 1973.

Borhani, Nemat, and Kraus, Jess F. "Use of Health Services in a Rural Community." Health Service Reports, 88:275-288, March 1973.

Kaufman, Harold Frederick. Use of Medical Services in Rural Missouri. (Research Bulletin # 400). Columbia, MO: AES.

Aday, Lu Ann, The Utility of Health Services: Indices and Correlates, A Research Bibliography, 1972. (Report # DHEW-HSM-73-3003). HEW/PHS/NCHSRD, December 1972. (ED 076 873)

Utilization Behavior: Conference. (PB 195 997)

Helmberger, J. D. "Value Added Taxes." Minnesota Agriculture Economics, #546, September 1972.

Palmore, E. "Variables Related to Needs Among the Poor." Journal of Gerontology, 26:524-31, October 1971.

Cervantes, Edward J. Variables Which Tend to Affect Learning of Mexican-American Students in American Education - A Position Paper. August 1970. (ED 060 920)

Bell, H. J. "Venereology in a Rural Area." Reactioner, 209:640-653, November 1972.

Steele, D. H. "Vermont Project Aids Families." Extension Service Review, USDA, 44(9/10):14-15, September/October 1973.

Danilevicius, Z. "Vibration Can Cause Injury." Journal of the American Medical Association, 223(6):783, February 5, 1973.

Moses, M. "Viva La Causa." American Journal of Nursing, 73:842-848, May 1973.

Hulek, A. "Vocational Rehabilitation of the Disabled Resident: Rural Areas." Rehabilitation Literature, 30:258-252. September 1970.

Publications Irrelevant - By Title (Continued)

Ginzberg, E. "We Need Better Health Care But Not More Doctors." Medical Economics, p. 21, June 8, 1970.

Sparer, G., and Okada, L. M. "Welfare and Medicaid Coverage of the Poor and Near-Poor in Low-Income Areas." HSMHA Health Reports, 86(12):1099-1106 December 1971.

Savino, Michael T., et al. What Impedes the Provision of Services to Retarded Through Community Mental Health Programs. Presented at American Association on Mental Defects, June 1971. (ED 056 443)

Packard, J. M. "What is the Alabama Regional Medical Program and its Practical Application to Rural Health." Journal of the Medical Association of the State of Alabama, 42(6):429-430 passim., December 1972.

Fithian, William T., III. "What it Would Take for Me to Practice in an Isolated Rural County." Rural and Appalachian Health, edited by R. L. Nolan and J. L. Schwartz. Springfield, IL, Charles C. Thomas, 1973.

Felton, R. L. "What Will They Do in Vinton County Without an M.D.?" Ohio State Medical Journal, 67:253-254, March 1971.

Star, J. "Where Have our Doctors Gone?" Look, 35(13):15-17, June 29, 1971.

Marks, I. "Who Will Provide Quality Health Care in the Poorer Areas?" Pediatrics, 45:339-340, February 1970.

Carothers, J. E., and Caradine, E. E. Workman's Compensation and Safety in Timber Harvesting and Wood Using Mills, Arkansas, LA. (Bulletin #8). Louisiana Tech University.

APPENDIX I-1

RECOMMENDATION OUTCOME TYPE PUBLICATIONS BIBLIOGRAPHIC CITATIONS

APPENDIX I-1 RECOMMENDATION OUTCOME TYPE  
PUBLICATIONS BIBLIOGRAPHIC CITATIONS

<u>Doc. Acc. No.</u>	<u>Bibliographic Data</u>	<u>Page</u>
A001	Craig, James L. "Adaptation of Occupational Medical Techniques to Community Health Care." <u>Journal of Occupational Medicine</u> , 14:50-54, January 1972.	
A009	Radtke, Hans D. <u>The Allocation of Health Producing Resources in the Pacific Northwest. Special Report #406.</u> Corvallis, OR: AES, Oregon State University, March 1974.	
A010	Golomb, Harvey Stuart, and Herröld, R. "Alternative Staffing Proposal for Emergency Rooms." <u>Journal of the American Medical Association</u> , 228(3):329-333, April 15, 1974.	I-66
A011	Poyd, David R., et al. "An Ambulance Strategy for Illinois." <u>Illinois Medical Journal</u> , 144(5):487-492, November 1973.	
A016	Saltzman, Ben N. "Are We Prepared?" <u>Journal of the Arkansas Medical Society</u> , 67(5):162-165, October 1970.	
A017	Miller, Owen D., et al. "Assessing the Potential of Automated Health Care in a Rural Area." <u>Biomedical Sciences Instrumentation</u> , 8:19-32, 1971.	I-126
A023	Craig, James L. "Automated Multiphasic Health Testing." <u>Archives of Environmental Health</u> , 27:264-266, October 1973.	
A038	Billings, James A., and Paul, Margaret F. "Commercial Airlines Industry: Some Lessons for Health Services Planners." <u>Medical Care</u> , 11(2):145-155, March/April 1973.	
A041	Getting, Vlado A. <u>Community Health Services in Illinois.</u> 1971.	
A045	Mesmer, Roger E. G. "A Community Psychiatry Program in a Rural State Hospital." <u>Hospital and Community Psychiatry</u> , 22:248-251, August 1971.	
A048	Governor's Health Planning Committee. <u>Comprehensive Health Plan, State of Oregon, Health Planning Section, Oregon State Executive Department, January 1971.</u> (ED 080 843)	
A050	Erickson, Donald. "Consumer Health Education." <u>Rocky Mountain Medical Journal</u> , 69:40-43, December 1972.	

Recommendation Outcome Type  
Publications Bibliographic Citations (Continued)

<u>Doc. Acc. No.</u>	<u>Bibliographic Data</u>	<u>Page</u>
A052	Clark, Edwin J., et al. <u>Coordinated Accident Rescue Endeavor, State of Mississippi, Project CARE-SOM. Final Report. Vol. I. Operation Structure and Procedures.</u> State College, MS: September 1970. (PB 199 756)	I-86
A053	Clark, Edwin, et al. <u>Coordinated Accident Rescue Endeavor, State of Mississippi, Project CARE-SOM. Final Report. Vol. II. Appendix.</u> State College, MS: September 1970. (PB 199 757)	I-86
A056	Sparer, Gerald, and Anderson, Arne. "Cost of Services at Neighborhood Health Centers." <u>New England Journal of Medicine</u> , 286(23):1241-1245, June 8, 1972.	
A059	Eckerling, Janet Weiss. <u>Criteria for an Experiment in Health Service Telecommunications in Puerto Rico. Final Report.</u> San Juan, PP: 1971. (PB 215 263)	
A063	Bible, Bond L. <u>Delivery of Health Care in Rural Areas.</u> Speech at the 1971 Agricultural Outlook Conference, Washington, DC: February 24, 1971.	
A072	Hughes, Calista C. <u>Development of a Model Health Care Delivery System for Nebraska: Final Report.</u> Springfield, VA: NTIS, March 1973. (PB 226 316)	
A083	DHEW. <u>The Economic and Social Condition of Rural America in the 1970's, Part 2.</u> Washington, DC: September 1971.	
A085	Cowley, R. Adams, et al. "An Economical and Proved Helicopter Program for Transporting the Emergency Critically Ill and Injured Patient in Maryland." <u>Journal of Trauma</u> , 13 (12):1029-1038, December 1973.	
A094	Cresap, McCormick, and Paget, Inc. <u>Evaluation of DHEW Health Manpower Training Programs Relative to Indians. Final Report.</u> Washington, DC: February 1972. (PB 213 888)	
A095	Community Change, Inc. <u>Evaluation, Design and Analysis of Migrant Health Delivery Systems. Final Report.</u> Sausalito, CA: July 1971. (PB 222 201)	
A105	Nolan, Robert L. "Federal Action Needed For Rural Health." <u>Rural and Appalachian Health.</u> Edited by R. L. Nolan, and J. L. Schwartz, Springfield, IL: Charles C. Thomas, 1973.	



Recommendation Outcome Type  
Publications Bibliographic Citations (Continued)

<u>Doc. Acc. No.</u>	<u>Bibliographic Data</u>	<u>Page</u>
A106	Hellman, Louis M. "A Five Year Plan for Population Research and Family Planning Services." <u>Family Planning Perspectives</u> 3(4):35-40 and 49-64, October 1971.	
A109	Keskiner, Ali, et al. "The Foster Community: A Partnership in Psychiatric Rehabilitation." <u>American Journal of Psychiatry</u> , 124(3):383-388, September 1972.	I-128
A117	Carter, James, et al. <u>Health and Nutrition in Disadvantaged Children and Their Relationship with Intellectual Development. Collaborative Research Report.</u> (Report No. Br-7-0706). DHEW/OE, 1970. (ED 052 816)	I-168
A123	Sanchez, Raymond, and Bynum, Gaither. "Health Care in Rural New Mexico." Proceedings of Fogerty International Development Conference. <u>Journal of Medical Education Supplement</u> , 48(12):124-129, December 1973.	I-154
A132	South Carolina Advisory Council for Comprehensive Health Planning. <u>Health Manpower in South Carolina: Report of Task Force on Health Manpower;</u> Columbia, SC: December 1970. (ED 080 885)	
A134	Saltzman, Ben N. "Health Problems of the Elderly in Rural Areas." <u>Journal of the Arkansas Medical Society</u> , 66(12): 481-483, May 1970.	I-24
A139	Johns Hopkins University. <u>A Health Service Policy Plan for the State of Maryland. Report of the Multidisciplinary Health Planning Group of the Johns Hopkins University to Maryland Comprehensive Health Planning Agency.</u> Baltimore, MD: June 1974.	
A145	Metropolitan Inter-County Council. <u>Helicopter Ambulance Service to Emergencies "Project Haste."</u> Final Report. Minneapolis, MN: March 31, 1971. (PB 200 308)	I-74
A147	Hawaii Department of Health. <u>HI State Plan - Facilities for the Mentally Retarded.</u> HI: August 1970. (ED 054 563)	I-42
A155	Minnesota Department of Health. <u>Increasing the Availability of Public Health Nurses in Rural Settings.</u> Minneapolis, MN: July 1970. (PB 192 662)	
A163	Good Neighbor Commission of Texas. <u>Interagency Task Force on Migrant Labor. Special Report, 1970.</u> Austin, TX.	

Recommendation Outcome Type  
Publications Bibliographic Citations (Continued)

<u>Doc. Acc. No.</u>	<u>Bibliographic Data</u>	<u>Page</u>
A164	Thiede, Henry A. "Interdisciplinary Maternal Child Health Care Teams can Function within the System--With Proper Planning." <u>American Journal of Diseases of Children</u> , 127(5):633-635, May 1974.	
A166	Headley, Robert N., et al. "Is Coronary Care Really Feasible in Small Rural Hospitals?" <u>Southern Medical Journal</u> , 66:929-933, August 1973.	
A172	Taylor, Mark, et al. "Medical Students' Attitudes Toward Rural Practice." <u>Journal of Medical Education</u> , 48:885-895, October 1973.	
A173	Heise, A.L., et al. "Meeting the Dental Treatment Needs of Indigent Rural Children." <u>Health Services Reports</u> , 38(7): 591-600, August/September 1971.	I-56
A178	Genesee/Finger Lakes Regional Planning Board. <u>The Migrant-A Human Perspective</u> . Report #14. Rochester, NY: December 1972. (PB 223 418)	I-176
A188	Lucas, James B. "The National Venereal Disease Problem" <u>Medical Clinics of North America</u> , 56(5):1073-1086, September 1972.	
A190	Payne, Ethel F., and Terrell, Elizabeth L. <u>New Approaches to the Delivery of Total Services to Blind People: Operation Insight</u> . Richmond, VA: Virginia Commission for the Visually Handicapped, May 1971. (PB 215 437)	I-228
A196	Weil, Thomas P. "The Nonurban Hospital in Missouri." (Part I). <u>Missouri Medicine</u> , 69:644-649, August 1972.	I-132
A199	Flitter, Hessel Howard. <u>Nursing in the Mountain State of West Virginia: An Assessment and a Plan of Action. Final Report of Committee to Study Nursing Needs in West Virginia</u> . 1971. (ED 080 823)	
A200	Kehrer, Barbara H. <u>The Nursing Shortage and Public Policy. An Economic Analysis of the Demand for Hospital Nurses in Connecticut</u> . PhD dissertation. New Haven, CT: Yale University, 1970. (PB 192 151)	

Recommendation Outcome Type  
Publications Bibliographic Citations (Continued)

<u>Doc. Acc. No.</u>	<u>Bibliographic Data</u>	<u>Page</u>
A214	MacQueen, John C. "A Plan for the Distribution of Physicians and the Health Care Units Needed to Provide Health Services in Iowa." <u>Papers of the Rural Community Development Seminar: Focus on Iowa</u> . Ames, IA: Iowa State University, May 1972. (ED 076 891)	
A215	Steele, Carolyn I. <u>Planning Services for Retirement Communities in Underpopulated Areas; Implications for Social Work Education and Practice</u> . Atlanta, GA: Council on Social Work - Education. (Annual Meeting), March 10-13, 1974.	
A217	Ross, Austin, Jr., and Boyle, Robert L., Jr. "Planning Urban - Rural Exchange Programs." <u>Hospitals</u> , 46(14):55-59, July 16, 1972.	
A221	Castleton, Kenneth B. "The Present Dilemma of Rural Health Services." <u>Rocky Mountain Medical Journal</u> , 67: 29-34, January 1970.	
A231	Owen, Wayne L. <u>The Psychological Researcher in a Rural Setting: Problems and Limitations</u> . Washington, DC: American Personnel and Guidance Association (DC), Regional Child Service (UT), March 1970. (ED 040 452)	I-222
A235	Litman, Theodor J. "Public Perceptions of the Physicians Assistant--Rural Iowa and Minnesota." <u>American Journal of Public Health</u> , 62:343-346, March 1972.	
A240	Wheeler, Kenneth E. "The Regional Health Authority: A Possible Approach to Rural Health Problems." <u>Inquiry</u> , 7(2):15-30, June 1970.	
A245	Anderson, James G. <u>Remote Area Health Services: Southwest New Mexico. Vol. 1 Design, Development and Accomplishments</u> . Las Cruces, NM: Regents of New Mexico State University, May 1970 (PB 208 103)	I-158
A250	Governor's Task Force on Rural Affairs. <u>Revitalizing Rural Washington: Report and Recommendations of the Governor's Task Force on Rural Affairs</u> . Olympia, WA: May 1971. (ED 055 708)	
A251	Rural Affairs Study Commission. <u>Rural Affairs Study Commission, A Report to the Governor and the General Assembly of the Commonwealth of Virginia, 1971</u> . Richmond, VA: 1971. (ED 070 542)	

Recommendation Outcome Type  
Publications Bibliographic Citations (Continued)

<u>Doc. Acc. No.</u>	<u>Bibliographic Data</u>	<u>Page</u>
A257	Waller, Julian A. "Rural Emergency Care--Problems and Prospects." <u>American Journal of Public Health</u> , 63(7): 631-634, July 1973.	
A260	Sanchez, Raymond, and Bynum, Gaither. "Rural Health Care in New Mexico." <u>Rocky Mountain Medical Journal</u> , 68:53-55, September 1971.	
A264	Shepard, Frank M., and Wiley, Beulah. "Rural Health Services--A Community-University Cooperative Venture." <u>Hospitals</u> , 46(18):66-70, September 1972.	
A281	Phillips, G. Howard, and Pugh, Albert R. <u>Selected Health Practices Among Ohio's Rural Residents</u> . (Research Bulletin #1028). Wooster, OH: Ohio Agricultural Research and Development Center, July 1970. (ED 051 948)	I-190
A288	Crawford, Charles O. "Some Parameters of Rural Health Service Delivery." <u>Pennsylvania Health</u> , pp. 6-8, Summer 1973.	
A290	Acton, Jan P., and Levine, Robert A. <u>State Health Manpower Planning: A Policy Overview</u> . (Report #R-724-RC). Santa Monica, CA: Rand Corporation, May 1971. (ED 058 409)	
A291	Edwards, Sam A., and Astolfi, Adrienne A. "Study Analyzes Effects of Merger." <u>Hospitals</u> , 47(4):44-49, February 16, 1973.	I-16
A292	Community Change, Inc. <u>A Study of Consumer Participation in the Administration Process in Various Levels of HSMHA's Service Projects</u> . Sausalito, CA: June 1972. (PB 213 281)	
A293	Durkee, Frank M. <u>A Study of Dental Manpower Demand and Supply in Pennsylvania</u> . Harrisburg, PA: Pennsylvania Department of Education. September 1973. (ED 082 662)	
A294	Bugliarello, George, et al. "A Study of Health Care in Western Pennsylvania." <u>Health Care Delivery Planning</u> , edited by Arnold E. Reisman and Marylou Kiley. NY: Gordon and Breach Science Publishers, Inc., 1973.	
A298	Cereghino, J. J., and Fulghum, J. E., Jr. "Survey of Existing Services and Facilities for Epileptics in the State of Mississippi." <u>Southern Medical Journal</u> , 65:401-407 April 1972.	

Recommendation Outcome Type  
Publications Bibliographic Citations (Continued)

<u>Doc. Acc. No.</u>	<u>Bibliographic Data</u>	<u>Page</u>
A300	Maine's Regional Medical Program Research and Evaluation Service. <u>A Survey of Nursing Home Staffing Patterns and General Needs in the State of Maine.</u> Augusta, ME: October 1970. (ED 065 798)	
A308	Waller, Julian A. "Urban-Oriented Methods - Failure to Solve Rural Emergency Care Problems." <u>Journal of the American Medical Association</u> , 226(12):1441-1446, December 17, 1973.	
A316	Winchell, Leonard. <u>Washington State Migrant Programs. Annual Report and Evaluation, 1971-72.</u> Olympia, WA: Washington Office of the State Superintendent of Public Instruction, 1972. (ED 080 285)	I-234
A319	Weinburg, David. "What State Governments Can Do." <u>Family Planning Perspectives</u> , 2(2):30-34, March 1970.	

**APPENDIX 1-2**

**MAPS AND SOCIOECONOMIC AND SOCIOMEDICAL  
INDEXES FOR RECOMMENDATION OUTCOME TYPE PUBLICATIONS**

**0585**

APPENDIX I-2  
SOCIOECONOMIC AND SOCIOMEDICAL INDEXES

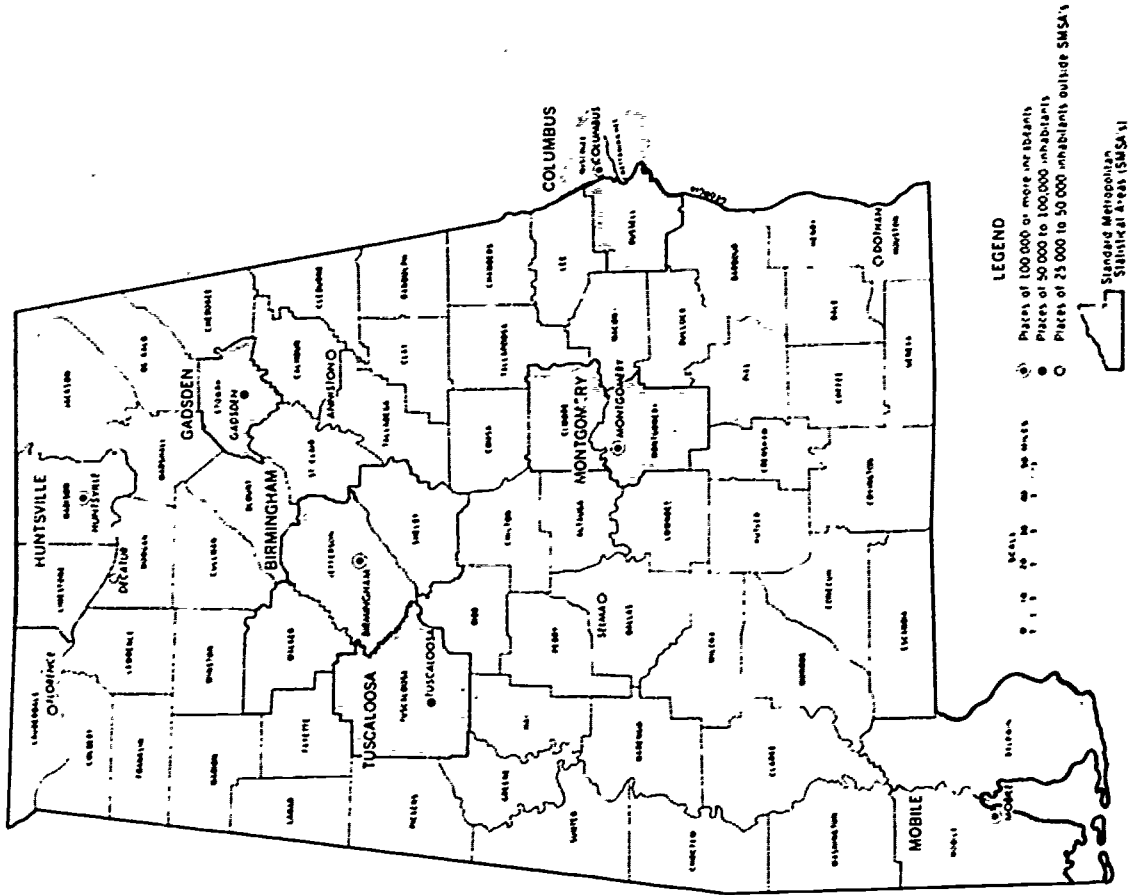
The following pages present maps and socioeconomic and sociomedical indexes, as described in Section 9 for each state, as well as maps and indexes for each county used as a research locale in a study of outcome type recommendation and geographic area local. The format used is: the state map and the state indexes followed by map(s) highlighted to designate counties involved, and the indexes for each designated county. Please note that each study listed in Appendix I-1 relates to an individual map. Thus, for example, there are a total of four maps of Missouri, three of which have counties highlighted.

Please note that maternal mortality was not calculated at the county level, as the figures would not be statistically significant. Various other mortality rates presented are based upon small samples. Those rates which are based upon less than 20 deaths are printed in a different type (i. e., 5-18). These rates should be used with caution.

# ALABAMA

U.S. DEPARTMENT OF COMMERCE Social and Economic Statistics Administration BUREAU OF THE CENSUS

I-10



0587



COUNTY and/or STATE		ALABAMA											
POPULATION		FAMILIES			INCOME			NON-FEDERAL A.D.S.				HOSPITALS	
Total	Per square mile	Total	Median family income	Families Below low income level	Percent	Dollars	Total	Hosp based	Non-hosp based	Total	Total	Beds	
							Per 100K	Per 100K	Per 100K	Per 100K	Per 100K		
Total	68	874,659	\$7,263	20.7	20.7	\$2,317	88.87	13.01	64.71	121	14,075		
Metro		1,801,221											
Non-Metro		1,543,076											

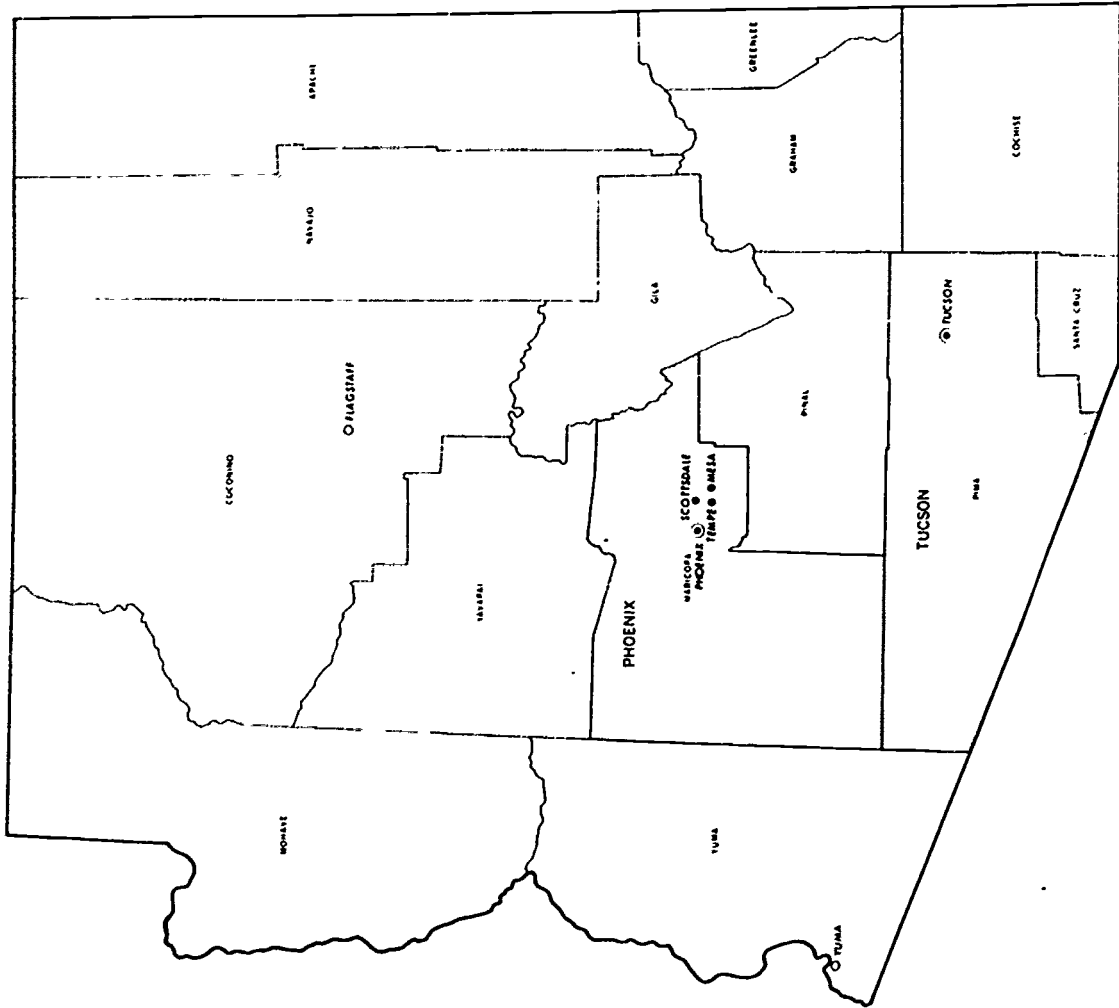
ALL CAUSES		ACCIDENTS				MORTALITY RATES						
Total	Per 1K pop	Motor vehicle	Non-motor vehicle	Cancer	Major Cardiovas	Homicide	Infectious and Parasitic Diseases	Influenza and Pneumonia	Suicide	Tuberculosis	Infant	Maternal
	Per 100K pop	Per 100K pop	Per 100K pop	Per 100K pop	Per 100K pop	Per 100K pop	Per 100K pop	Per 100K pop	Per 100K pop	Per 100K pop	Per 1K Live Births	Per 1K Live Births
Total	9.80	38.82	36.00	140.64	493.77	13.07	7.20	32.66	8.97	4.96	24.31	31.42
Metro	9.24	27.59	33.09	144.96	455.25	14.10	5.83	27.43	8.99	5.83	-	-
Non-Metro	10.40	51.12	39.19	135.90	536.01	11.93	8.70	38.40	8.95	4.02	-	-

LOCAL GOVERNMENT FINANCES					
GENERAL REVENUE			GENERAL DIRECT EXPENDITURES		
Total	Per cent	Per capita	Total	Per cent	Per capita
Mil. Dol.	28.7	194.2	Mil Dol.	8.0	56.62
676.6		56.38	707.7		16.44






# ARIZONA



### LEGEND

- Places of 100,000 or more inhabitants
- Places of 50,000 to 100,000 inhabitants
- Places of 25,000 to 50,000 inhabitants outside SMSA's



Standard Metropolitan Statistical Area (SMSA's)



U.S. DEPARTMENT OF COMMERCE Social and Economic Statistics Administration BUREAU OF THE CENSUS



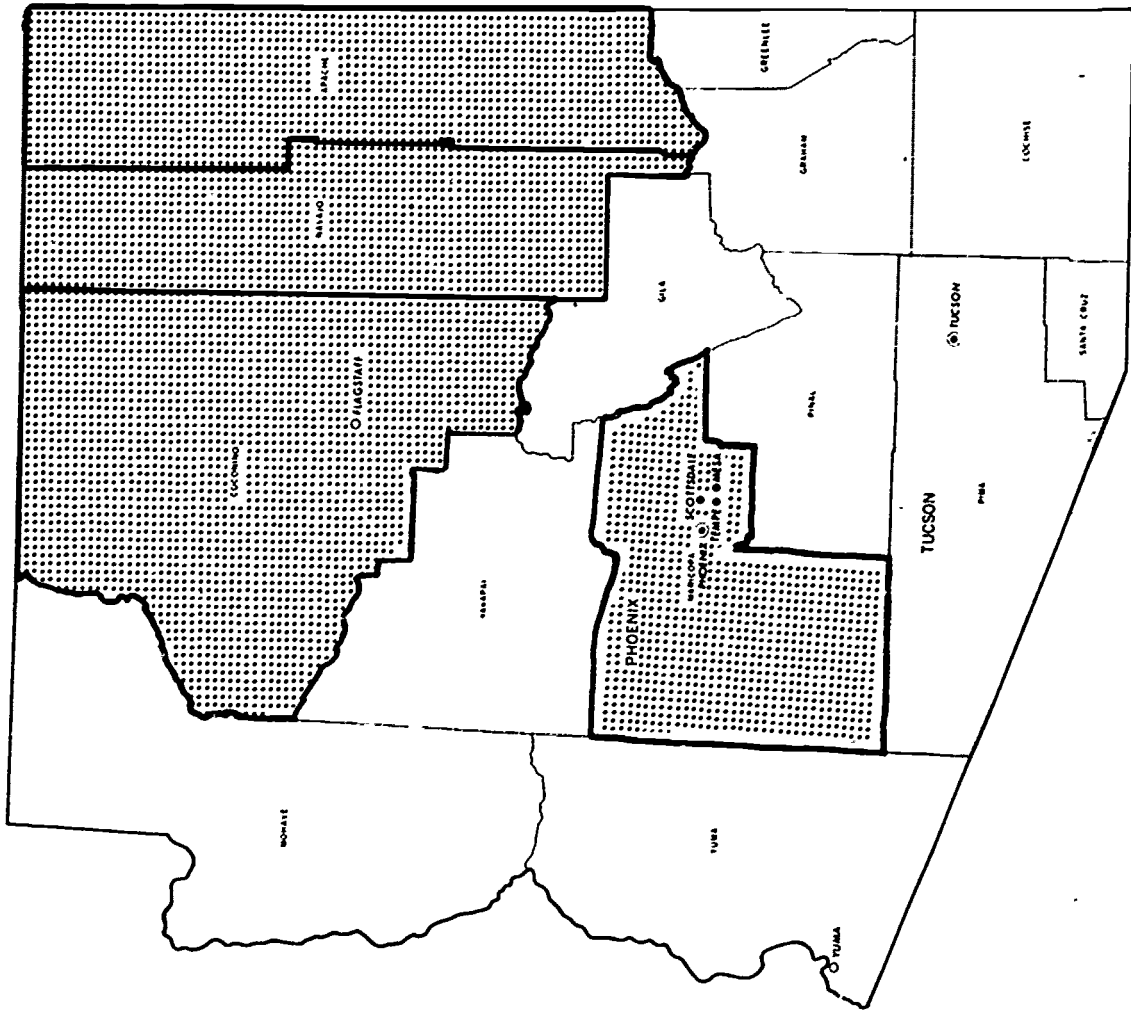
# ARIZONA

## LEGEND

- Places of 100,000 or more inhabitants
- Places of 50,000 to 100,000 inhabitants
- Places of 25,000 to 50,000 inhabitants outside SMSAs



Standard Metropolitan  
Statistical Areas (SMSA's)



U.S. DEPARTMENT OF COMMERCE Social and Economic Statistics Administration BUREAU OF THE CENSUS

COUNTY and/or STATE		APACHE CON., AZ			NON-FEDERAL M.D.'S			HOSPITALS	
POPULATION		FAMILIES		INCOME		Total		Total	
Total	Per square mile	Total	Median family income	Families Below low income level	Per capita	Hosp based	Non-hosp based	Total	Beds
3	4.7	6,058	5,007	46.5	1,282	Per 100K	Per 100K	Per 100K	Per 100K
Total						9.29	12.38	24.76	3
Metro									
Non-Metro	32,304								85

ALL CAUSES		ACCIDENTS		MORTALITY RATIO		Homicide		Infectious and Parasitic Diseases		Influenza and Pneumonia		Suicide		Tuberculosis		Infant		Maternal		
Total	Per 100K pop	Motor vehicle	Non-motor vehicle	Per 100K pop	Per 100K pop	Per 100K pop	Per 100K pop	Per 100K pop	Per 100K pop	Per 100K pop	Per 100K pop	Per 100K pop	Per 100K pop	Per 100K pop	Per 100K pop	Per 1K Live Births	Per 1K Live Births	Per 1K Live Births	Per 1K Live Births	
Total	8.23	170.26	68.10	55.72	148.59	18.57	34.05	27.86	9.29	9.29	9.29	9.29	9.29	9.29	9.29	26.43	26.43	26.43	26.43	
Metro																				
Non-Metro																				

GENERAL REVENUE		Taxes		GENERAL DIRECT EXPENDITURES		Health	
Total	Per capita	Total	Per capita	Total	Per capita	Total	Per capita
Mill.Dol.	Percent	Mill.Dol.	Percent	Mill.Dol.	Percent	Mill.Dol.	Percent
6.7	18.9	1.27	39.3	6.9	0.1	0.69	21.36





COUNTY and/or STATE		MARICOPA CON, AZ				NON-FEDERAL MD'S				HOSPITALS	
POPULATION		FAMILIES		INCOME		Total		Non-hosp based		Total	
Total	Per square mile	Total	65 years and over	Median family income	Families Below low income level	Per capita	Hosp based	Per 100K	Per 100K	Per 100K	Per 100K
			Percent	Dollars	Percent	Dollars					
Total	106	245,575	9.4	9,853	8.9	3,216	166.24	31.60	107.80	19	3,398
Metro											
Non-Metro											

MORTALITY RATES																					
ALL CAUSES		ACCIDENTS		Cancer		Major Cardiovas		Homicide		Infectious and Parasitic Diseases		Influenza and Pneumonia		Suicide		Tuberculosis		Infant		Maternal	
Total	Per 1K pop	Motor vehicle	Non-motor vehicle	Per 100K pop	Per 100K pop	Per 100K pop	Per 100K pop	Per 100K pop	Per 100K pop	Per 100K pop	Per 100K pop	Per 100K pop	Per 100K pop	Per 100K pop	Per 100K pop	Per 100K pop	Per 100K pop	Per 1K Live Births	Per 1K Live Births	Per 1K Live Births	Per 1K Live Births
Total	8.16	33.66	30.87	140.43	374.50	9.09	6.81	31.49	13.94	3.72	15.53										
Metro																					
Non-Metro																					

LOCAL GOVERNMENT FINANCES					
GENERAL REVENUE			GENERAL DIRECT EXPENDITURES		
Taxes			Health		
Total	Per capita	Total	Per capita	Total	Per capita
Mill.Dol.	Percent	Mill.Dol.	Percent	Mill.Dol.	Dollars
Total	48.1	125.30	12.94	264.6	10.38
Metro					
Non-Metro					

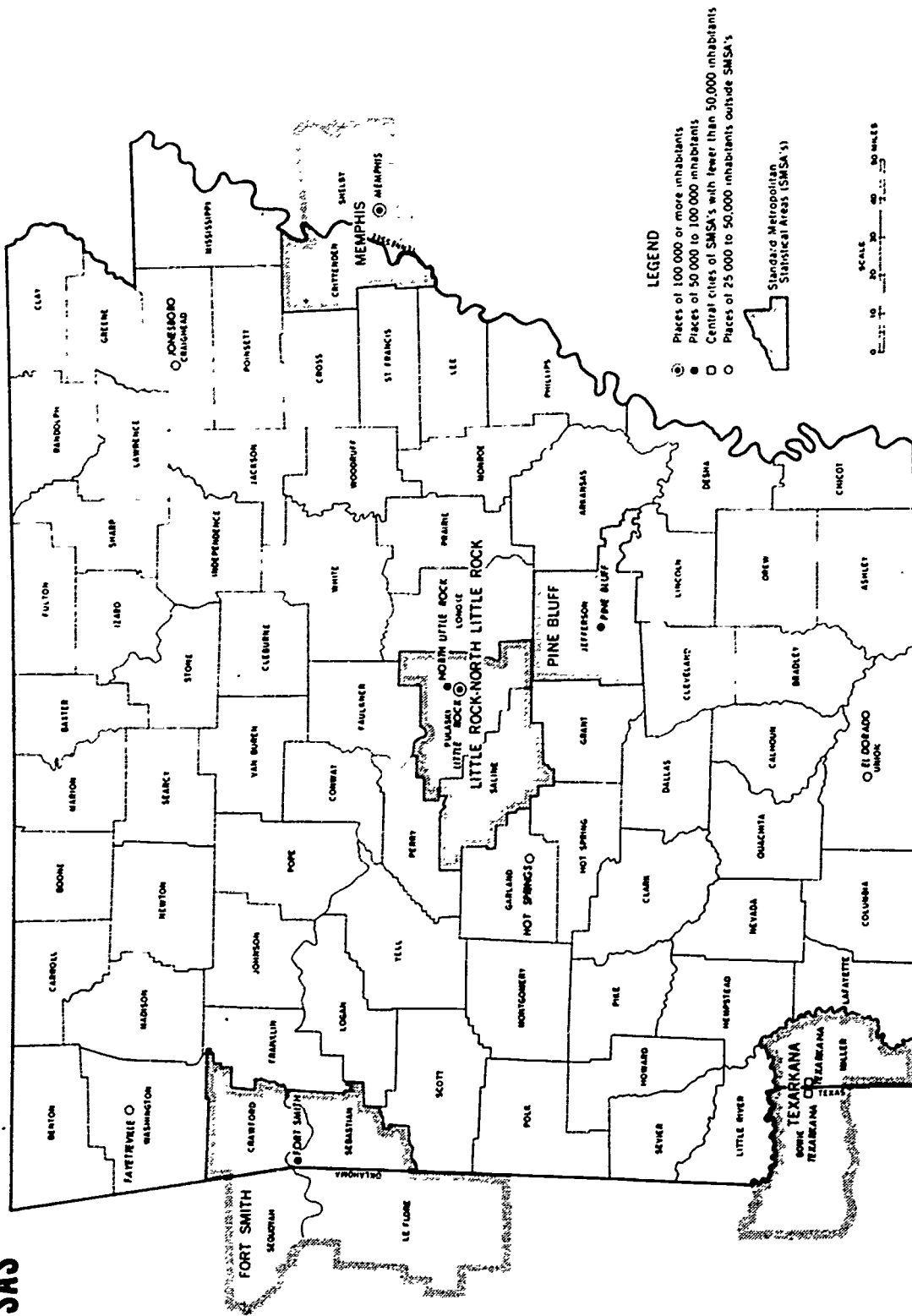


# ARKANSAS

U.S. DEPARTMENT OF COMMERCE Social and Economic Statistics Administration BUREAU OF THE CENSUS

I-22

0598

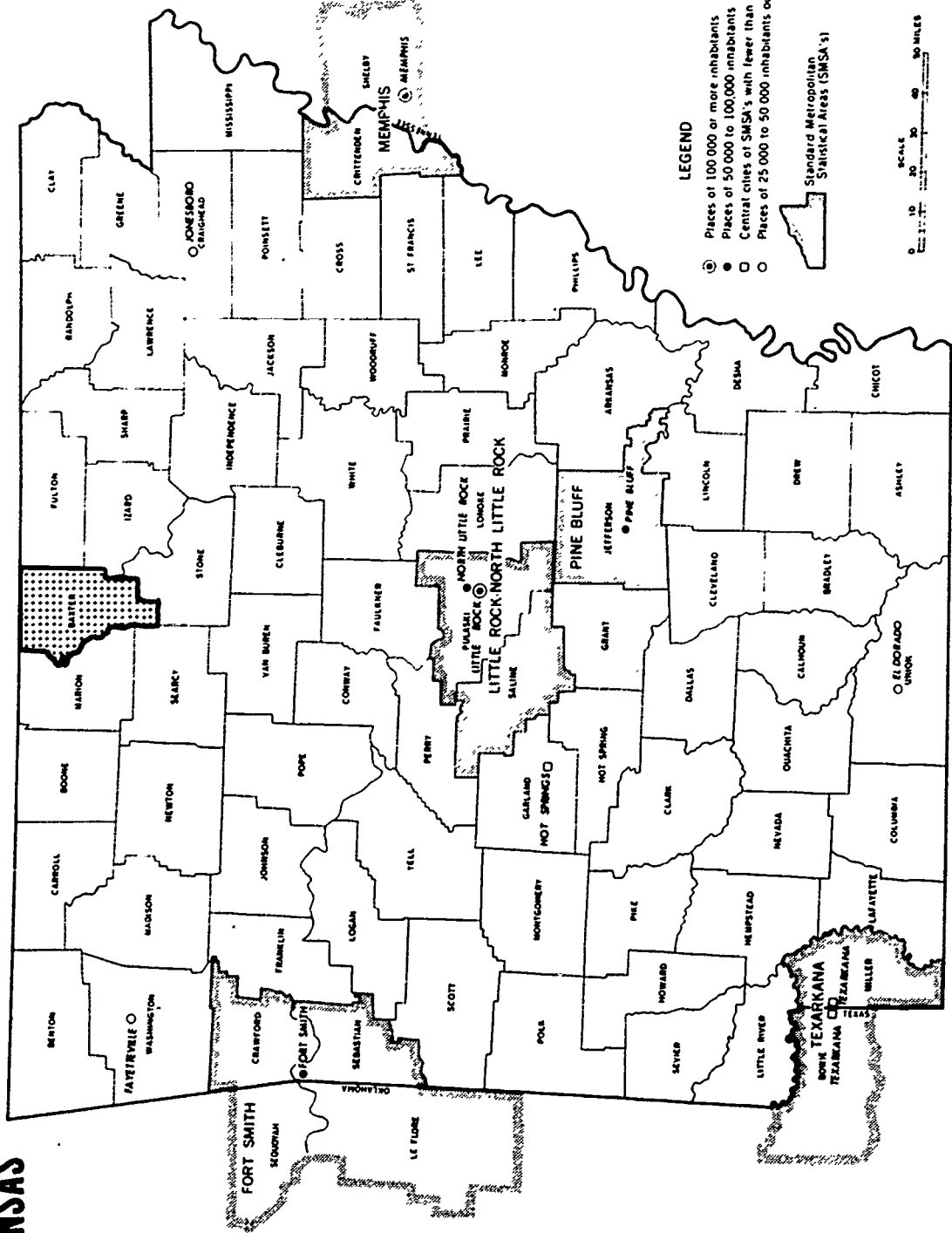




# ARKANSAS

U.S. DEPARTMENT OF COMMERCE Social and Economic Statistics Administration BUREAU OF THE CENSUS

I-24



0600

COUNTY and/or STATE		BAXTER COUNTY, AR.										
POPULATION		FAMILIES			INCOME			NON FEDERAL M.D.'S			HOSPITALS	
Total	Per square mile	Total	65 years and over	Median family income	Families Below low income level	Per capita	Total	Hosp based	Non-hosp based	Total	Beds	
	Percent	Dollars	Percent	Dollars	Percent	Dollars	Per 100K	Per 100K	Per 100K	Per 100K		
Total	29	4,854	22.7	5,198	23.8	2,185	97.92	13.06	65.28	1	77	
Metro												
Non-Metro		15,319										

MORTALITY RATES																					
ALL CAUSES		ACCIDENTS		Cancer		Major Cardiovas		Homicide		Infectious and Parasitic Diseases		Influenza and Pneumonia		Suicide		Tuberculosis		Infant		Maternal	
Total	Per 1K pop	Motor vehicle	Non-motor vehicle	Per 100K pop	Per 100K pop	Per 100K pop	Per 100K pop	Per 100K pop	Per 100K pop	Per 100K pop	Per 100K pop	Per 100K pop	Per 100K pop	Per 100K pop	Per 100K pop	Per 100K pop	Per 100K pop	Per 1K Live Births	Per 1K Live Births	Per 1K Live Births	Per 1K Live Births
Total	15.47	19.58	84.86	254.59	894.31	6.53	39.17	26.11	-	-	-	-	-	-	-	-	-	33.33	-	-	-
Metro																					
Non-Metro																					

LOCAL GOVERNMENT FINANCES					
GENERAL REVENUE			GENERAL DIRECT EXPENDITURES		
Total	Per capita	Taxes	Total	Per capita	Health
Mil.Dol.	Percent	Mil.Dol.	Mil.Dol.	Percent	Mil.Dol.
1.7	40.6	0.690	1.9	10.6	0.201
		45.06			13.15
Total					

0601



COUNTY and/or STATE		CALIFORNIA												
POPULATION		FAMILIES			INCOME			NON-FEDERAL M.D.'S				HOSPITALS		
Total	Per square mile	Total	Median family income	Families Below low income level	Per capita	Total	Hosp based	Non-hosp based	Total	Per 100K	Per 100K	Per 100K	Total	Per 100K
			Dollars	Percent	Dollars	Per 100K	Per 100K	Per 100K	Per 100K	Per 100K	Per 100K	Per 100K	Per 100K	Per 100K
Total	128	5,001,255	\$10,729	8.4	\$3,614	190.44	30.47	135.90	543	74,096				
Metro														
Non-Metro														

ALL CAUSES		ACCIDENTS		MORTALITY RATES									
Total	Per 1K pop	Motor vehicle	Non-motor vehicle	Cancer	Major Cardiovas	Homicide	Infectious and Parasitic Diseases	Influenza and Pneumonia	Suicide	Tuberculosis	Infant	Maternal	
	Per 100K pop	Per 100K pop	Per 100K pop	Per 100K pop	Per 100K pop	Per 100K pop	Per 100K pop	Per 100K pop	Per 100K pop	Per 100K pop	Per 1K Live Births	Per 1K Live Births	
Total	8.33	26.27	31.98	151.42	423.12	7.05	4.40	22.75	18.56	1.83	17.22	17.92	
Metro	8.20	24.71	31.39	150.31	415.85	7.16	4.43	21.96	18.69	1.81	-	-	
Non-Metro	10.00	46.05	39.46	165.54	515.49	5.56	3.98	32.81	16.95	2.13	-	-	

LOCAL GOVERNMENT FINANCES			
GENERAL REVENUE		GENERAL DIRECT EXPENDITURES	
Total	Per capita	Total	Per capita
Mill. Dol.	Percent	Mill. Dol.	Percent
8,457.7	50.8	4,296.5	215.15
		8,306.3	6.0
		498.4	24.96

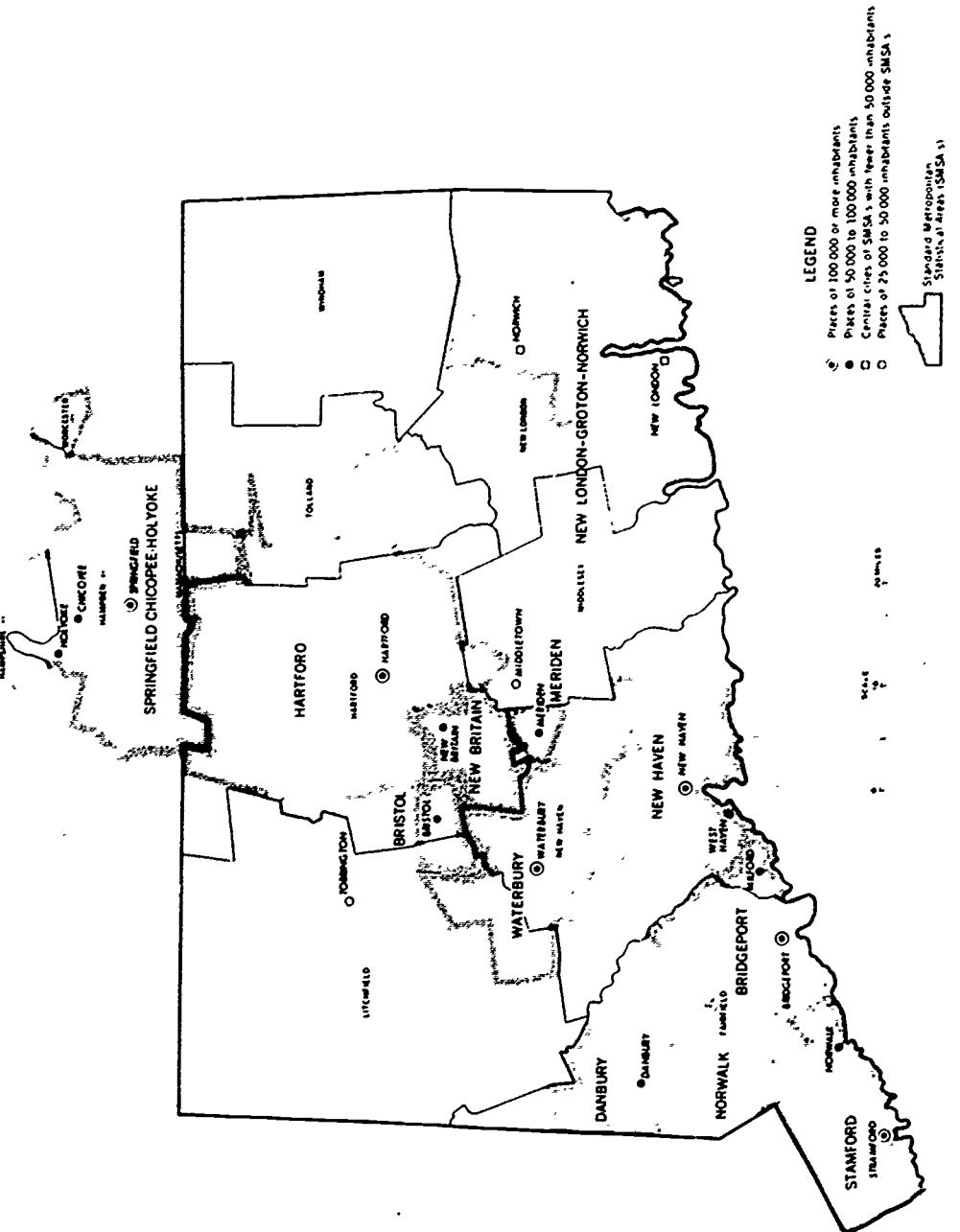






# CONNECTICUT

I-30



U.S. DEPARTMENT OF COMMERCE Social and Economic Statistics Administration BUREAU OF THE CENSUS

1963

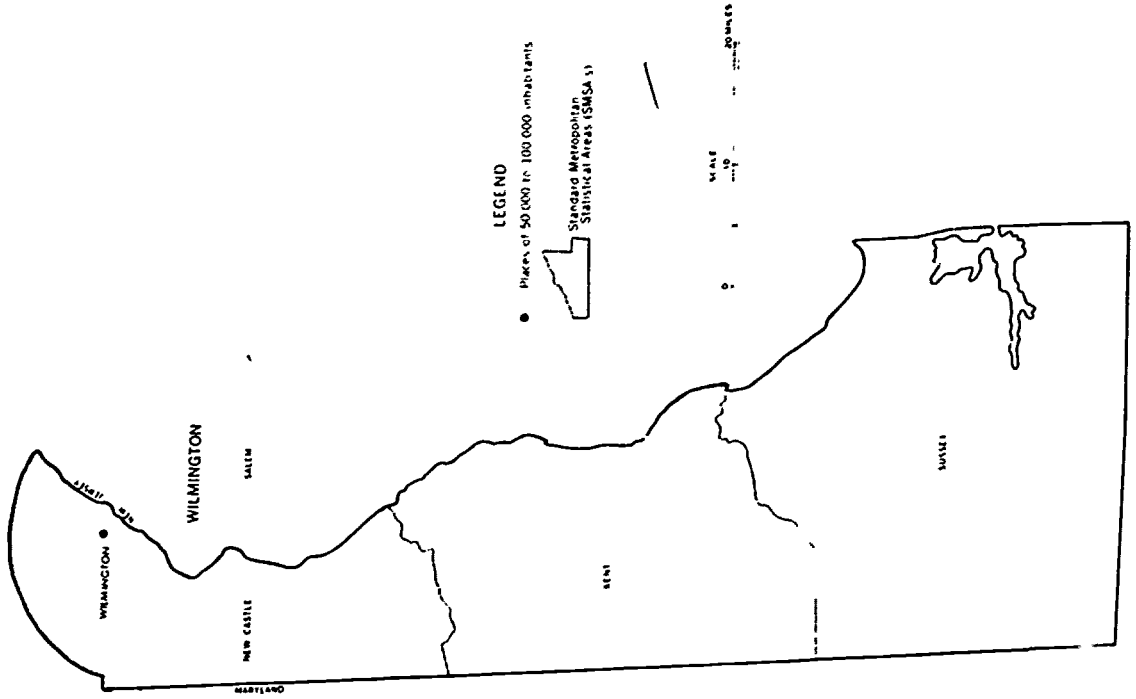
0698



# DELAWARE

U.S. DEPARTMENT OF COMMERCE Social and Economic Statistics Administration BUREAU OF THE CENSUS

I-32

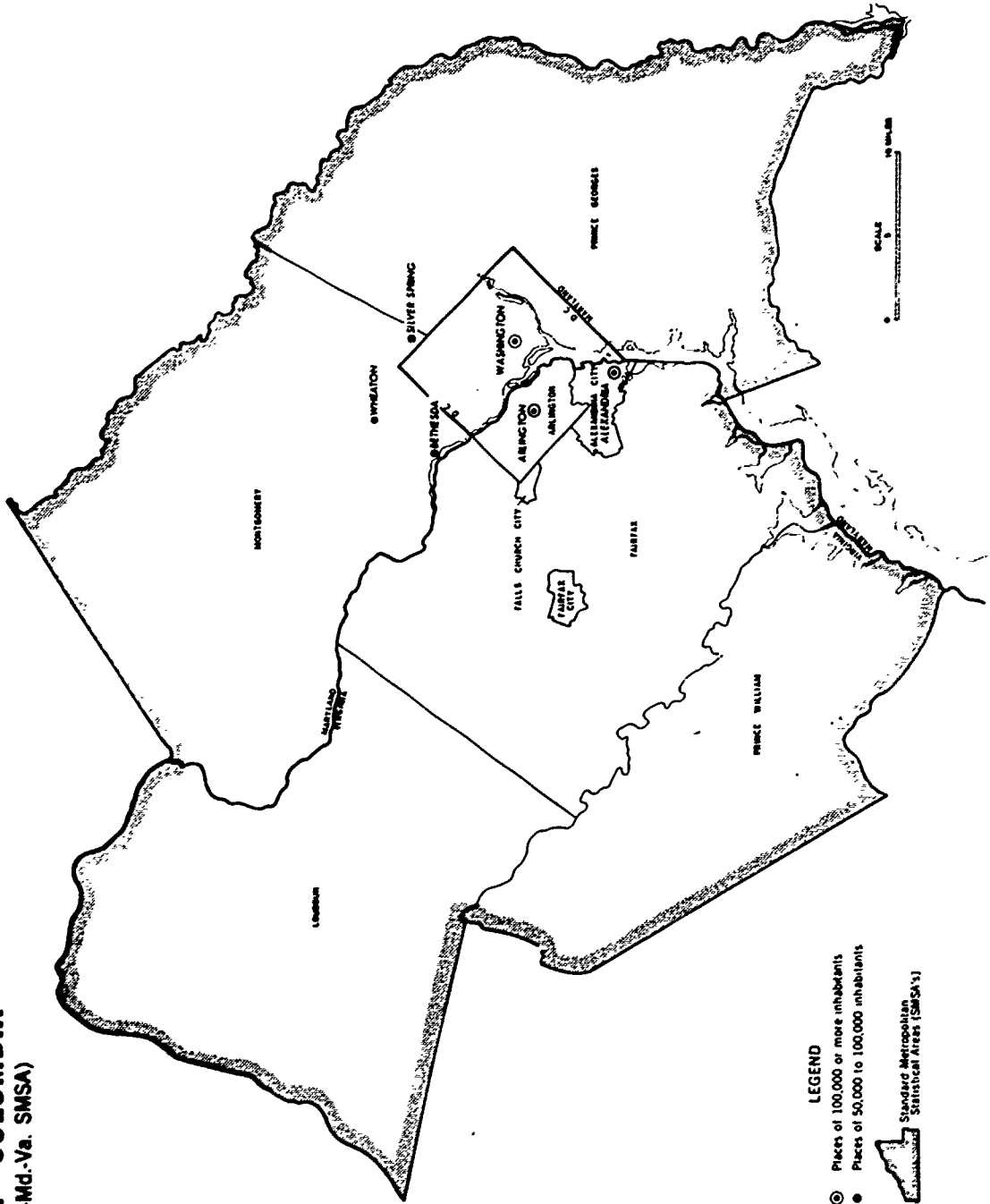


0608



# DISTRICT OF COLUMBIA

(Wash., D.C.-Md.-Va. SMSA)



U.S. DEPARTMENT OF COMMERCE Social and Economic Statistics Administration BUREAU OF THE CENSUS

COUNTY and/or STATE		DISTRICT OF COLUMBIA *												
POPULATION		FAMILIES			INCOME			NON-FEDERAL M.D.'S				HOSPITALS		
Total	Per square mile	65 years and over	Total	Median family income	Families Below low income level	Per capita	Total	Hosp based	Non-hosp based	Total	Per 100K pop	Per 100K pop	Total	Beds
		Percent	Dollars	Dollars	Percent	Dollars	Per 100K pop	Per 100K pop	Per 100K pop	Per 100K pop	Per 100K pop	Per 100K pop		
Total	12,402	9.4	2,576	2,576	12.7	3,842	381.09	115.60	192.33	14				5,451
Metro	756,510													
Non-Metro	756,510													

ALL CAUSES		ACCIDENTS				MORTALITY RATES						
Total	Per 100K pop	Motor vehicle	Non-motor vehicle	Cancer	Major Cardios	Homicide	Infectious and Parasitic Diseases	Influenza and Pneumonia	Suicide	Tuberculosis	Infant	Maternal
Per 1K pop	Per 100K pop	Per 100K pop	Per 100K pop	Per 100K pop	Per 100K pop	Per 100K pop	Per 100K pop	Per 100K pop	Per 100K pop	Per 100K pop	Per 1K Live Births	Per 1K Live Births
Total	22.60	46.66	200.00	509.44	26.44	7.40	58.95	8.99	6.87	29.09	72.23	
Metro	22.60	46.66	200.00	509.44	26.44	7.40	58.95	8.99	6.87	29.09	72.23	
Non-Metro												

LOCAL GOVERNMENT FINANCES					
GENERAL REVENUE			GENERAL DIRECT EXPENDITURES		
Taxes			Health		
Total	Per capita	Total	Per capita	Total	Per capita
Mill. Dol.	Percent	Mill. Dol.	Dollars	Mill. Dol.	Dollars
Total	59.7	275.2	363.77	479.5	66.2
					87.51

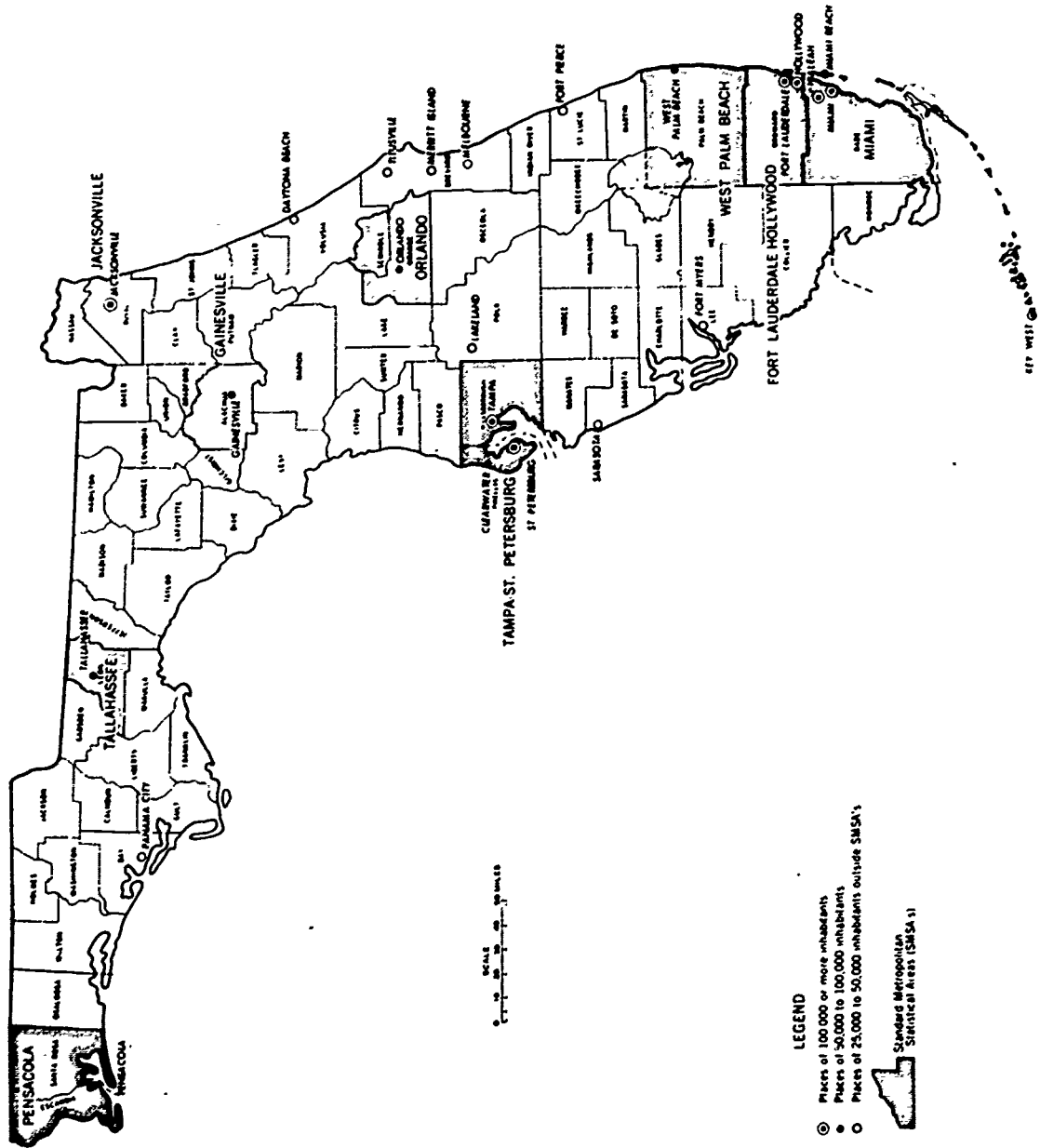
\* The rates given are for the District of Columbia only, not the SMSA.



# FLORIDA

U.S. DEPARTMENT OF COMMERCE Social and Economic Statistics Administration BUREAU OF THE CENSUS

I-36



0612

COUNTY and/or STATE		POPULATION		FAMILIES		INCOME		NON-FEDERAL M.D.'S			HOSPITALS	
FLORIDA		FAMILIES		Families Below low income level		Dollars		Per 100K pop			Total	
Total	Per square mile	Total	65 years and over	Total	Percent	Median family income	Percent	Total	Hosp based	Non-hosp based	Total	Beds
Total	126	1,811,367	14.6	8,261	12.7	3,058		153.69	23.77	91.64	166	27,143
Metro												
Non-Metro												

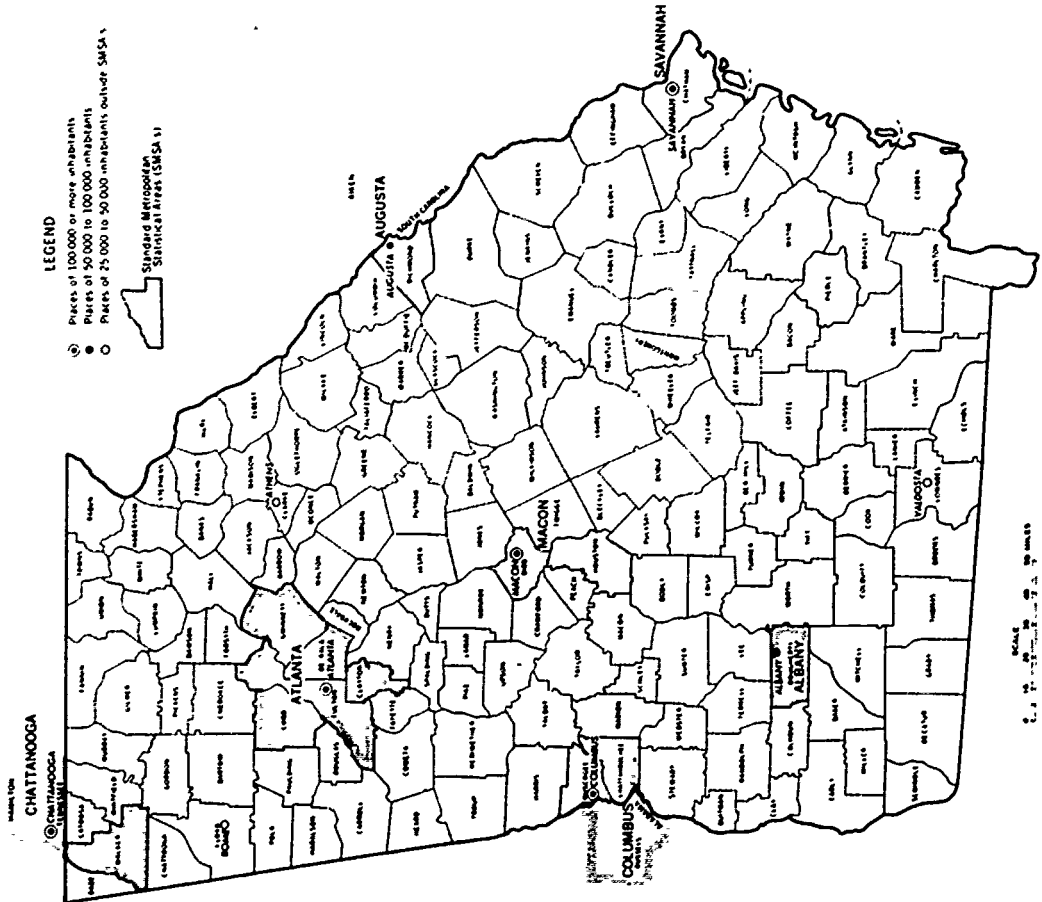
ALL CAUSES		ACCIDENTS		Cancer		Major Cardiovas		Homicide		Infectious and Parasitic Diseases		Influenza and Pneumonia		Suicide		Tuberculosis		Infant		Maternal		
Total	Per 100K pop	Motor vehicle	Non-motor vehicle	Per 100K pop	Per 100K pop	Per 100K pop	Per 100K pop	Per 100K pop	Per 100K pop	Per 100K pop	Per 100K pop	Per 100K pop	Per 100K pop	Per 100K pop	Per 100K pop	Per 100K pop	Per 100K pop	Per 100K pop	Per 1K Live Births	Per 1K Live Births	Per 1K Live Births	
Total	11.03	31.06	34.02	201.42	13.80	529.35	6.60	13.80	6.60	35.00	15.40	2.53	35.00	15.40	2.53	21.55	2.53	21.55	30.43	30.43	30.43	
Metro	10.81	27.46	31.48	201.75	14.24	550.02	6.59	14.24	6.59	34.91	16.40	2.32	34.91	16.40	2.32							
Non-Metro	11.50	38.90	39.56	200.68	12.84	579.70	6.61	12.84	6.61	35.20	13.22	3.00	35.20	13.22	3.00							

LOCAL GOVERNMENT FINANCES						
GENERAL REVENUE				GENERAL DIRECT EXPENDITURES		
Taxes				Health		
Total	Per capita	Total	Per capita	Total	Per capita	Per capita
Mil. Dol.	Percent	Mil. Dol.	Dollars	Mil Dol	Percent	Mil. Dol.
1,607.1	46.4	745.7	109.81	1,645.0	8.0	131.6
						19.38

# GEORGIA

U.S. DEPARTMENT OF COMMERCE Social and Economic Statistics Administration BUREAU OF THE CENSUS

I-38



0614

COUNTY and/or STATE		GEORGIA				NON-FEDERAL M.D.'S				HOSPITALS	
POPULATION		FAMILIES		INCOME		Total		Total		Total	Beds
Total	Per square mile	Total	Percent	Median family income	Families Below low income level	Per capita	Hosp based	Non-hosp based	Total		
				Dollars	Percent	Dollars	Per 100K	Per 100K	Per 100K	Per 100K	
Total	79	1,149,771	8.0	8,165	16.8	2,640	108.35	18.91	73.31	142	15,544
Metro		2,280,362									
Non-Metro		2,309,950									

ALL CAUSES		ACCIDENTS		MORTALITY RATES								
Total	Per 1K pop	Motor vehicle	Non-motor vehicle	Cancer	Major Cardiovas	Homicide	Infectious and Parasitic Diseases	Influenza and Pneumonia	Suicide	Tuberculosis	Infant	Maternal
	Per 100K pop	Per 100K pop	Per 100K pop	Per 100K pop	Per 100K pop	Per 100K pop	Per 100K pop	Per 100K pop	Per 100K pop	Per 100K pop	Per 1K Live Births	Per 1K Live Births
Total	9.11	38.91	35.20	129.15	458.81	18.82	7.06	37.25	11.83	2.40	22.10	35.09
Metro	8.13	28.99	29.95	123.34	390.55	21.18	6.36	32.01	13.11	2.50		
Non-Metro	10.07	47.92	40.39	136.89	526.20	16.49	7.75	42.43	10.56	2.29		

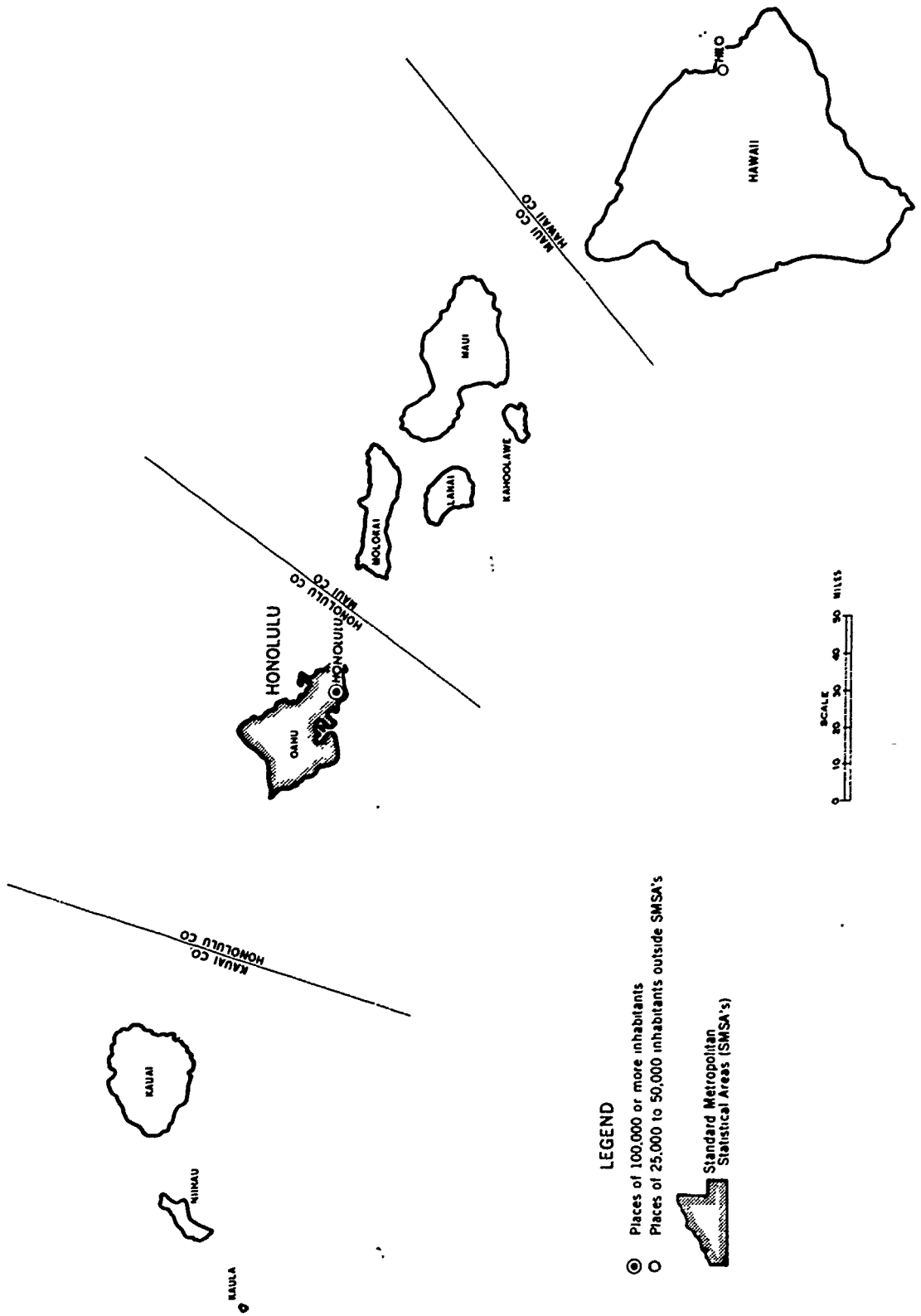
LOCAL GOVERNMENT FINANCES			
GENERAL REVENUE		GENERAL DIRECT EXPENDITURES	
Total	Taxes	Total	Health
Mill. Dol.	Percent	Mill Dol	Per capita
997.1	35.8	1,019.7	Dollars
		121.3	Dollars
Total	357.0	77.72	11.9
			26.42

06131

# HAWAII

I-40

0616



### LEGEND

- ⊙ Places of 100,000 or more inhabitants
- Places of 25,000 to 50,000 inhabitants outside SMSA's

 Standard Metropolitan Statistical Areas (SMSA's)



	COUNTY and/or STATE		HAWAII		NON-FEDERAL W.D.'S		HOSPITALS				
	POPULATION		FAMILIES		INCOME		NON-hosp based				
	Per square mile	65 years and over	Total	Below low income level	Median family income	Per capita	Total	Total			
Total	769,913	120	1,707,729	11,552	7.7	3,373	149.37	21.95	103.91	20	2,267
Metro	630,528										
Non-Metro	139,385										

	MORTALITY RATES											
	ACCIDENTS						MORTALITY RATES					
	Total	Motor vehicle	Non-motor vehicle	Cancer	Major Cardiovas	Homicide	Infectious and Parasitic Diseases	Influenza and Pneumonia	Suicide	Tuberculosis	Infant	Maternal
Total	Per 1K pop	Per 100K pop	Per 100K pop	Per 100K pop	Per 100K pop	Per 100K pop	Per 100K pop	Per 100K pop	Per 100K pop	Per 100K pop	Per 1K Live Births	Per 1K Live Births
Metro	5.23	17.66	18.18	95.98	228.08	4.29	5.46	21.69	10.26	1.56	18.56	18.25
Non-Metro	4.70	16.49	17.29	87.70	196.82	4.28	5.23	18.56	5.52	1.27		
	7.61	22.96	22.24	133.44	369.48	4.30	6.46	35.87	13.63	2.87		

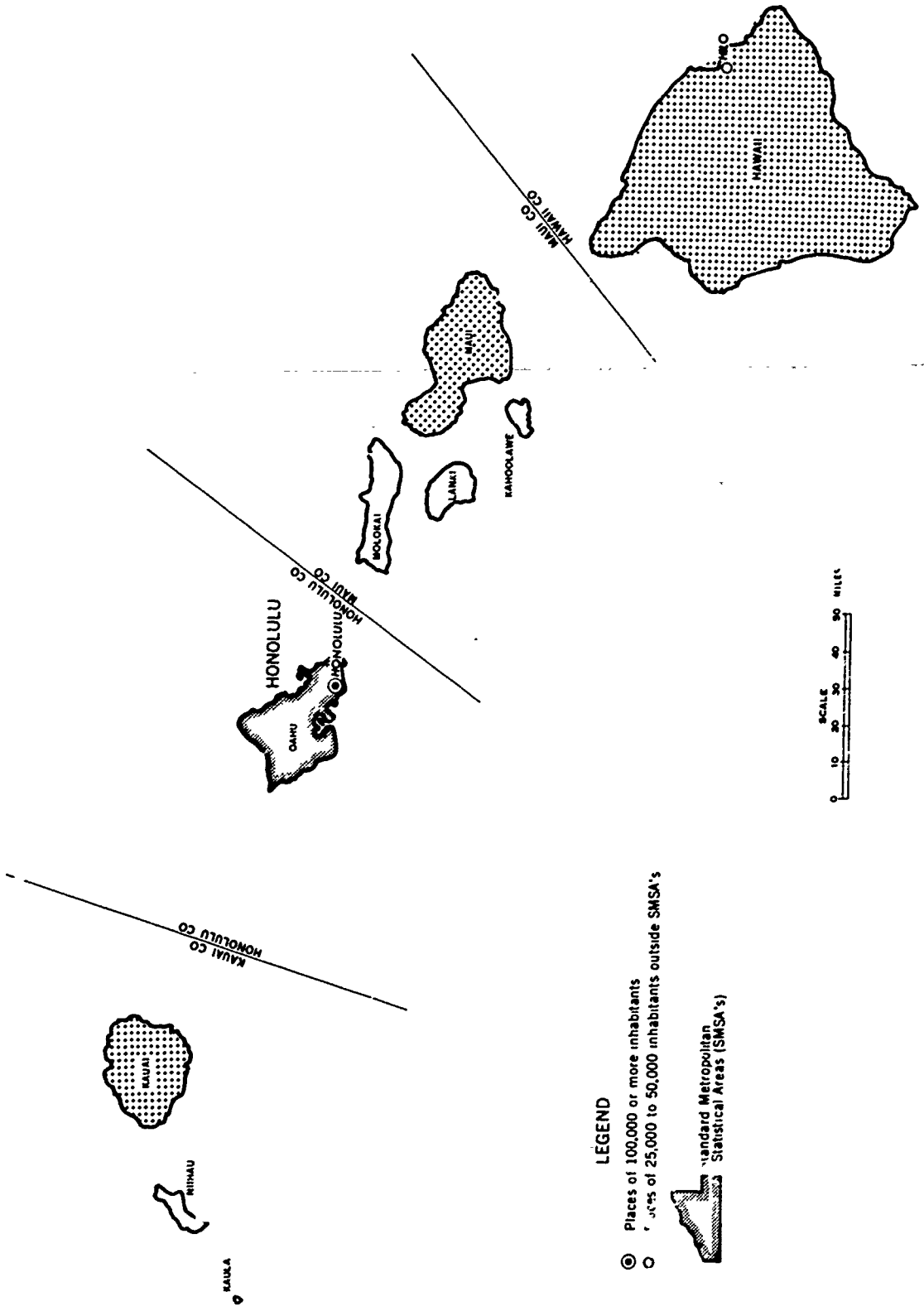
	LOCAL GOVERNMENT FINANCES							
	GENERAL REVENUE		GENERAL DIRECT EXPENDITURES					
	Total	Taxes	Total	Health				
Total	Mill. Dol.	Percent	Mill. Dol.	Percent				
Metro	138.3	58.1	80.4	104.43	125.4	7.6	9.5	12.34
Non-Metro								

0617

# HAWAII

I-42

U.S. DEPARTMENT OF COMMERCE Social and Economic Statistics Administration BUREAU OF THE CENSUS



### LEGEND

- Places of 100,000 or more inhabitants
- Places of 25,000 to 50,000 inhabitants outside SMSA's
- ▭ Standard Metropolitan Statistical Areas (SMSA's)

0618

COUNTY and/or STATE		HAWAII CON., HI													
POPULATION				FAMILIES			INCOME			NON-FEDERAL M.D.'S			HOSPITALS		
Total	Per square mile	65 years and over	Total	Median family income	Families Below low income level	Per capita	Total	Hosp based	Non-hosp based	Total	Per 100K	Per 100K	Per 100K	Total	Per 100K
	16	Percent 9.1	14,692	Dollars 9,750	Percent 9.7	Dollars 2,932	99.26	4.73	80.36	4					471
Total															
Metro															
Non-Metro			63,466												

MORTALITY RATES															
ALL CAUSES					ACCIDENTS					MORTALITY RATES					
Total	Per 1K pop	Per 100K pop	Per 100K pop	Per 100K pop	Motor vehicle	Non-motor vehicle	Cancer	Major Cardiovas	Homicide	Infectious and Parasitic Diseases	Influenza and Pneumonia	Suicide	Tuberculosis	Infant	Maternal
Total	8.70	26.77	26.77	127.62	419.11	3.15	4.73	34.66	9.45	3.15	24.12				
Metro															
Non-Metro															

LOCAL GOVERNMENT FINANCES						
GENERAL REVENUE			GENERAL DIRECT EXPENDITURES			
Total	Percent	Per capita	Total	Percent	Per capita	Health
Mil. Dol.	36.1	Mil. Dol.	13.3	Percent	Mil. Dol.	Dollars
Total	15.3	5.52	86.97	22.4	2.98	46.95







COUNTY and/or STATE		MAUII CON, HI										
POPULATION		FAMILIES			INCOME			NON-FEDERAL M.D.'S			HOSPITALS	
Total	Per square mile	65 years and over	Total	Median family income	Families Below low income level	Per capita	Total	Hosp based	Non-hosp based	Total	BeDs	
		Percent	Dollars	Dollars	Percent	Dollars	Per 100K pop	Per 100K pop	Per 100K pop	Per 100K pop		
Total	39	9.1	9,642	9,642	9.5	2,880	121.33	6.50	93.66	4	206	
Metro												
Non-Metro	46,156											

MORTALITY RATES																	
ALL CAUSES			ACCIDENTS			Homicide			Infectious and Parasitic Diseases			Influenza and Pneumonia		Suicide	Tuberculosis	Infant	Maternal
Total	Per 1K pop	Per 100K pop	Motor vehicle	Non-motor vehicle	Cancer	Major Cardiovas	Per 100K pop	Per 100K pop	Per 100K pop	Per 100K pop	Per 100K pop	Per 100K pop	Per 100K pop	Per 100K pop	Per 100K pop	Per 1K Live Births	Per 1K Live Births
Total	6.85	23.63	15.17	140.83	337.98	6.67	6.67	26.00	15.17	2.17	6.66						
Metro																	
Non-Metro																	

LOCAL GOVERNMENT FINANCES					
GENERAL REVENUE			GENERAL DIRECT EXPENDITURES		
Taxes			Health		
Total	Per cent	Per capita	Total	Per cent	Per capita
Mill. Dol.	Mill. Dol.	Dollars	Mill. Dol.	Percent	Mill. Dol.
Total	13.3	32.3	4.3	28.8	3.14
		93.16	10.9		68.03

0621



COUNTY and/or STATE	IDRAHO				NON-FEDERAL W.D.S.				HOSPITALS	
	POPULATION		FAMILIES		INCOME		Total		Total	Beeds
	Per square mile	65 years and over	Total	Families Below low income level	Median family income	Per capita	Hosp based	Non-hosp based		
Total	713,015	9.5	179,448	Percent	Dollars	Dollars	Per 100K	Per 100K	48	2,894
Metro	112,230			10.9	8,340	2,644	94.11	3.37		
Non-Metro	600,785						80.36			

ALL CAUSES	ACCIDENTS		MORTALITY RATES										
	Total	Per 100K pop	Motor vehicle	Non-motor vehicle	Cancer	Major Cardiovas	Homicide	Infectious and Parasitic Diseases	Influenza and Pneumonia	Suicide	Tuberculosis	Infant	Maternal
Total	8.63	43.90	38.99	38.99	132.12	430.00	4.63	4.07	29.17	15.71	1.12	17.12	13.81
Metro	9.21	32.08	43.66	43.66	159.49	449.08	2.67	6.24	36.53	17.82			
Non-Metro	8.52	46.11	38.12	38.12	127.00	426.44	4.99	3.66	27.80	15.31	1.33		

LOCAL GOVERNMENT FINANCES					
GENERAL REVENUE			GENERAL DIRECT EXPENDITURES		
Total	Taxes		Total	Health	
	Per cent	Per capita		Per capita	Per capita
Mil. Dol.	Percent	Mil. Dol.	MilDol	Percent	Mil. Dol.
166.7	45.0	76.7	107.57	5.6	13.18
			157.0	9.4	

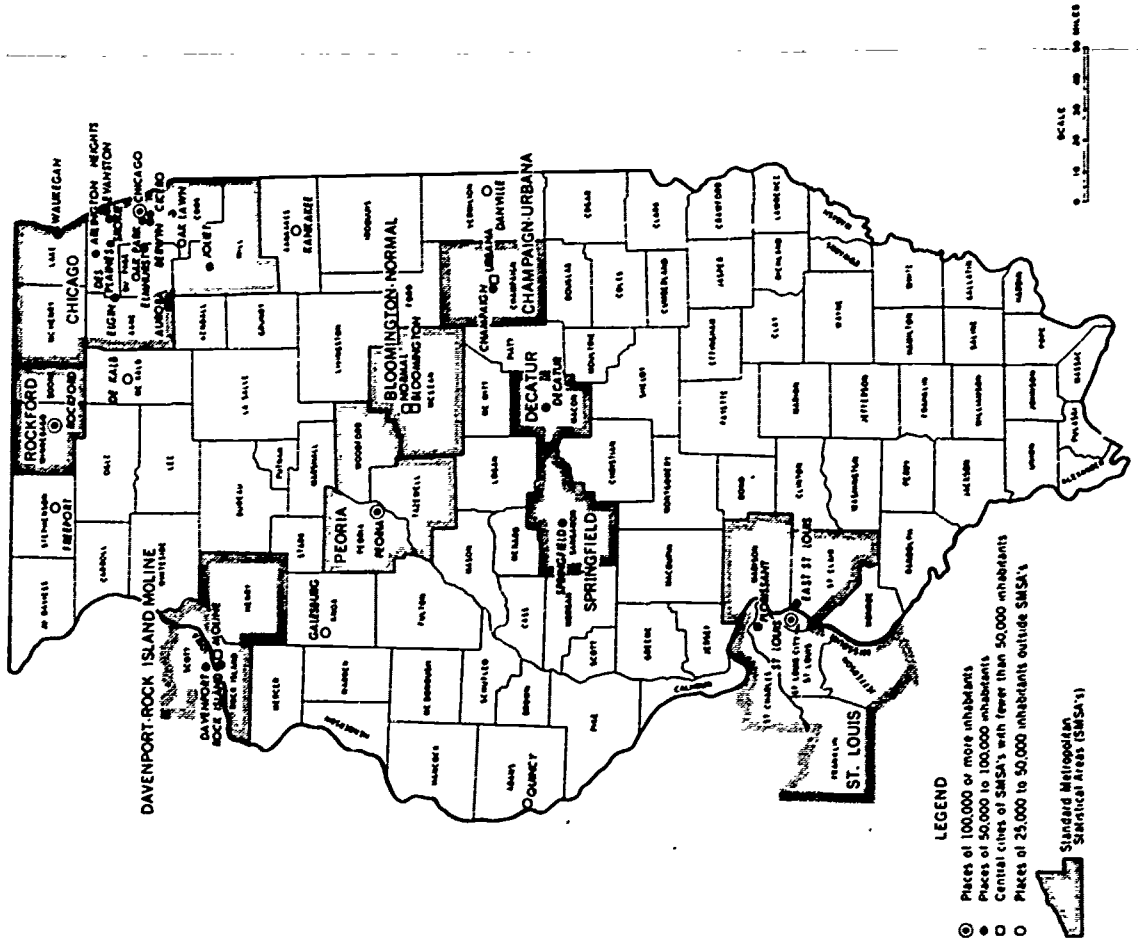


# ILLINOIS

U.S. DEPARTMENT OF COMMERCE Social and Economic Statistics Administration BUREAU OF THE CENSUS

I-48

0624



COUNTY and/or STATE		ILLINOIS											
POPULATION		FAMILIES			INCOME			NON-FEDERAL M.D.'S				HOSPITALS	
Total	Per square mile	65 years and over	Total	Median family income	Families Below low income level	Percent	Dollars	Per capita	Total	Hosp based	Non-hosp based	Total	Beeds
		Percent						Dollars	Per 100K	Per 100K	Per 100K		
Total	11,112,748	1.99	2,794,194	10,957	7.7	3,495	137.67	33.25	85.37	256	50,605		
Metro	8,901,728												
Non-Metro	2,211,020												

ALL CAUSES		ACCIDENTS				MORTALITY RATES						
Total	Per 1K pop	Motor vehicle	Non-motor vehicle	Cancer	Major Cardiovas	Homicide	Infectious and Parasitic Diseases	Influenza and Pneumonia	Suicide	Tuberculosis	Infant	Maternal
	Per 100K pop	Per 100K pop	Per 100K pop	Per 100K pop	Per 100K pop	Per 100K pop	Per 100K pop	Per 100K pop	Per 100K pop	Per 100K pop	Per 1K Live Births	Per 1K Live Births
Total	9.96	21.87	26.55	170.84	560.69	10.18	4.05	31.32	9.11	2.51	21.49	18.98
Metro	9.49	18.52	25.30	164.41	528.73	11.86	4.03	29.74	8.62	2.73		
Non-Metro	12.07	35.32	31.57	196.74	689.41	3.39	4.12	37.67	11.08	1.63		

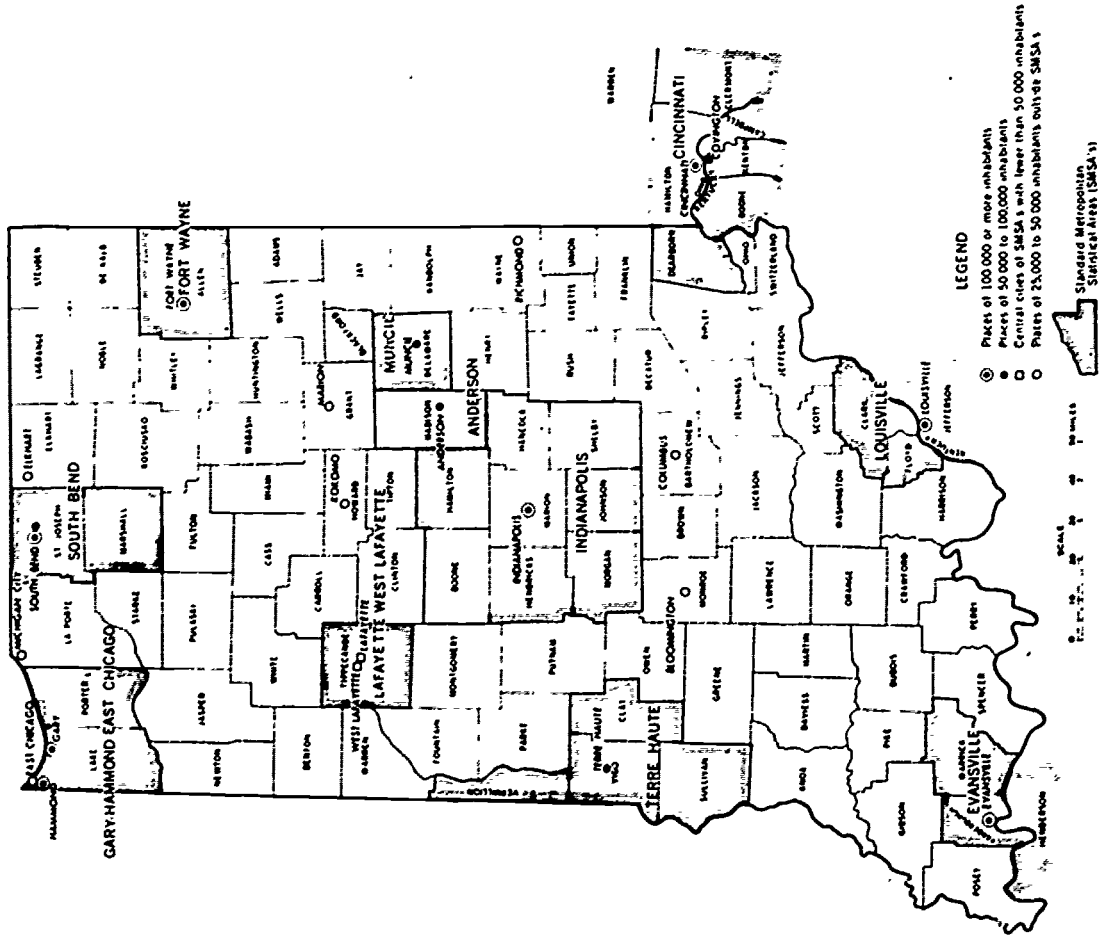
LOCAL GOVERNMENT FINANCES			
GENERAL REVENUE		GENERAL DIRECT EXPENDITURES	
Total	Per capita	Total	Per capita
Mill. Dol.	Percent	Mill. Dol.	Percent
2,942.5	61.1	1,797.9	161.79
		2,918.6	4.0
		116.7	10.50

# INDIANA

U.S. DEPARTMENT OF COMMERCE Social and Economic Statistics Administration BUREAU OF THE CENSUS

I-50

0626



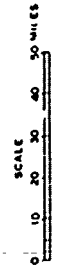
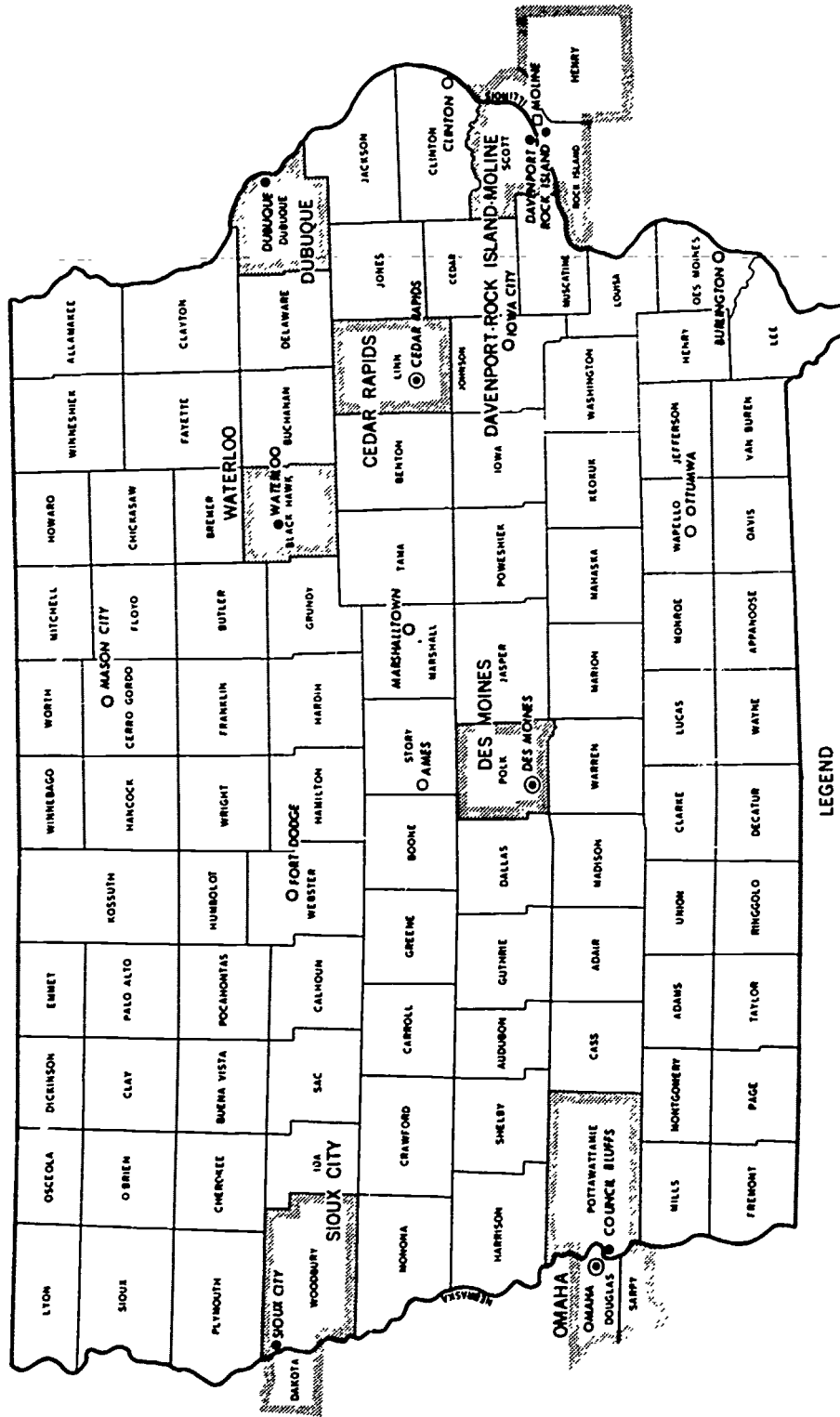
COUNTY and/or STATE		INDIANA				NON-FEDERAL M.D.'S				HOSPITALS	
POPULATION		FAMILIES		INCOME		Total		Per 100K		Total	
Total	Per square mile	65 years and over	Total	Median family income	Families Below low income level	Per capita	Hosp based	Non-hosp based	Total	Per 100K	Per 100K
		Percent	Dollars	Dollars	Percent	Dollars	Per 100K	Per 100K	Per 100K	Per 100K	Per 100K
Total	144	9.5	1,321,674	9,966	7.4	3,070	101.51	14.03	75.24	112	20,208
Metro											
Non-Metro											

ALL CAUSES		ACCIDENTS		Cancer		Major Cardiovas		Homicide		Infectious and Parasitic Diseases		Suicide		Tuberculosis		Infant		Maternal	
Total	Per 1K pop	Motor vehicle	Non-motor vehicle	Per 100K pop	Per 100K pop	Per 100K pop	Per 100K pop	Per 100K pop	Per 100K pop	Per 100K pop	Per 100K pop	Per 100K pop	Per 100K pop	Per 100K pop	Per 100K pop	Per 1K Live Births	Per 1K Live Births	Per 1K Live Births	Per 1K Live Births
Total	9.35	29.89	26.48	160.83	512.70	5.39	4.81	23.35	10.72	2.37	19.39	15.10							
Metro	8.88	26.28	24.10	160.02	477.30	7.15	4.51	24.54	10.54	2.39									
Non-Metro	10.11	35.75	30.35	162.14	570.17	2.52	5.30	26.66	11.01	2.32									

LOCAL GOVERNMENT FINANCES			
GENERAL REVENUE		GENERAL DIRECT EXPENDITURES	
Total	Per capita	Total	Per capita
Mil. Dol.	Percent	Mil Dol.	Percent
1,313.2	53.3	699.9	134.71
		1,313.1	6.4
		84.0	16.17

0627





LEGEND

- ⊙ Places of 100,000 or more inhabitants
- Places of 50,000 to 100,000 inhabitants
- ⊠ Central cities of SMSA's with fewer than 50,000 inhabitants
- Places of 25,000 to 50,000 inhabitants outside SMSA's

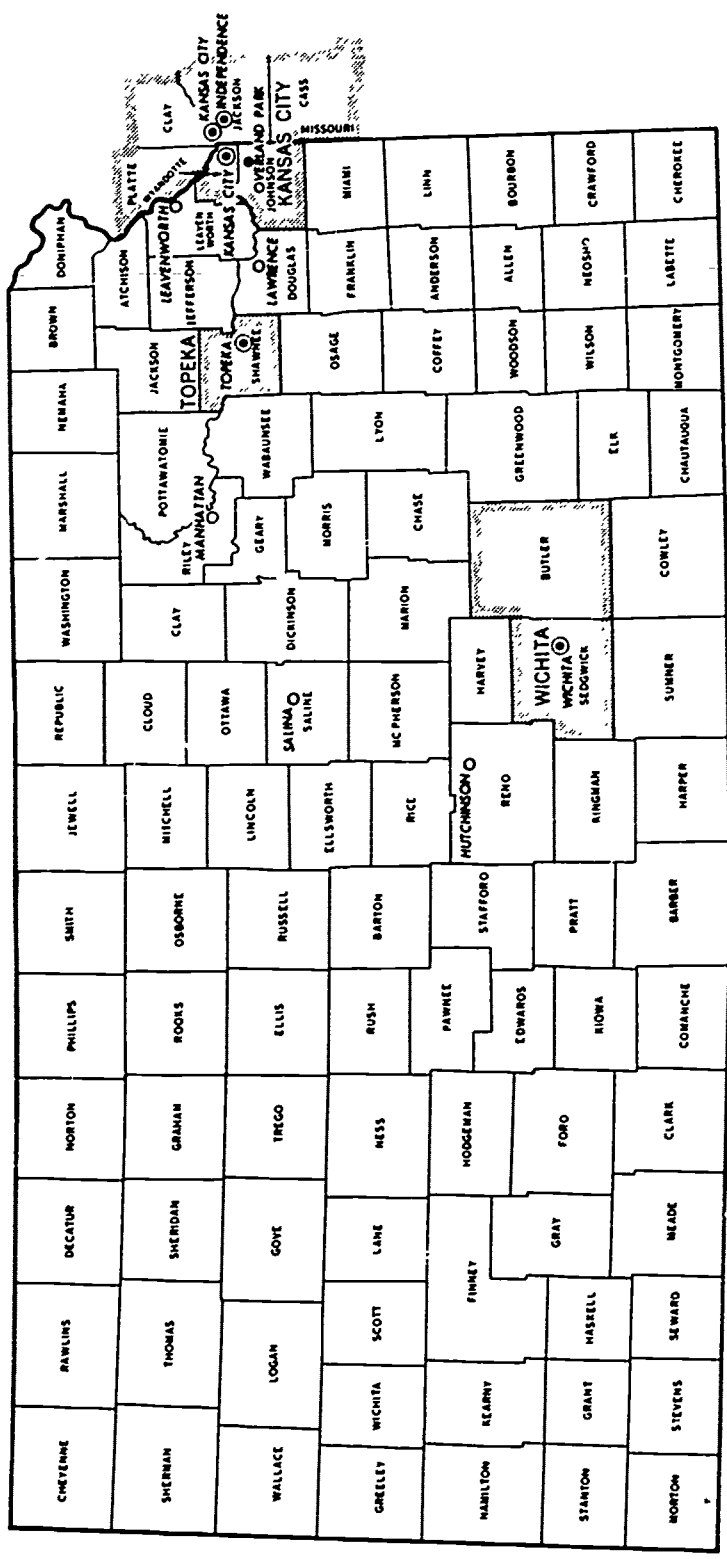
Standard Metropolitan Statistical Areas (SMSA's)

COUNTY and/or STATE		IOWA				NON-FEDERAL M.D.'S				HOSPITALS	
POPULATION		FAMILIES		INCOME		Total		Per 100K		Total	
Total	Per square mile	65 years and over	Total	Median family income	Families Below low income level	Per capita	Hosp based	Non-hosp based	Per 100K	Per 100K	Per 100K
		Percent	Dollars	Dollars	Percent	Dollars	Per 100K	Per 100K	Per 100K	Per 100K	Per 100K
Total	51	12.4	9,016	717,776	8.9	2,884	103.14	17.31	72.10	1.33	15,169
Metro											
Non-Metro											

ALL CAUSES		ACCIDENTS		MORTALITY RATES		Infectious and Parasitic Diseases		Suicide		Tuberculosis		Infant		Maternal	
Total	Per 100K pop	Motor vehicle	Non-motor vehicle	Cancer	Major Cardiovas	Homicide	Influenza and Pneumonia	Per 100K pop	Per 100K pop	Per 100K pop	Per 100K pop	Per 1K Live Births	Per 1K Live Births	Per 1K Live Births	Per 1K Live Births
Total	32.81	28.31	28.31	179.45	585.83	1.63	4.32	35.32	11.64	1.34	18.66	20.71			
Metro	28.84	25.26	25.26	158.21	503.88	2.78	3.68	31.13	12.33	1.59					
Non-Metro	35.00	30.00	30.00	191.18	631.12	0.99	4.67	37.64	11.27	1.21					


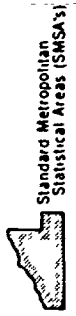
LOCAL GOVERNMENT FINANCES		GENERAL DIRECT EXPENDITURES	
GENERAL REVENUE		Taxes	
Total	Per capita	Total	Per capita
Mil. Dol.	Per cent	Mil Dol	Per cent
Total	60.2	465.9	5.0
Mil. Dol.	164.90	814.3	14.40
Per cent			

# KANSAS



## LEGEND

- Places of 100,000 or more inhabitants
- Places of 50,000 to 100,000 inhabitants
- Places of 25,000 to 50,000 inhabitants outside SMSA's



U.S. DEPARTMENT OF COMMERCE Social and Economic Statistics Administration BUREAU OF THE CENSUS

COUNTY and/or STATE			KANSAS				NON-FED. - M.D.'S				HOSPITALS	
Total	POPULATION		Total	INCOME		Total	Hosp based	Non-hosp based	Total	Total	Total	
	Per square mile	65 years and over		Median family income	Families Below low income level							Per capita
	2B	Percent	Dollars	Percent	Dollars	Per 100K	Per 100K	Per 100K	Per 100K	Per 100K	Per 100K	
Total	2,249,389	11.9	8,690	9.7	2,929	115.63	23.52	75.75	145	11.64		
Metro	951,592											
Non-Metro	1,297,797											

ALL CAUSES	ACCIDENTS				MORTALITY RATES						
	Motor vehicle	Non-motor vehicle	Cancer	Major Cardiovas	Homicide	Infectious and Parasitic Diseases	Influenza and Pneumonia	Suicide	Tuberculosis	Infant	Maternal
Total	Per 100K pop	Per 100K pop	Per 100K pop	Per 100K pop	Per 100K pop	Per 100K pop	Per 100K pop	Per 100K pop	Per 100K pop	Per 1K Live Births	Per 1K Live Births
Total	9.73	30.05	160.80	531.66	4.76	5.65	29.56	11.25	1.56	17.59	13.09
Metro	7.58	21.96	130.94	397.75	6.20	5.04	21.54	10.93	1.16		
Non-Metro	11.31	35.98	182.69	629.84	3.70	6.09	35.44	11.48	1.85		

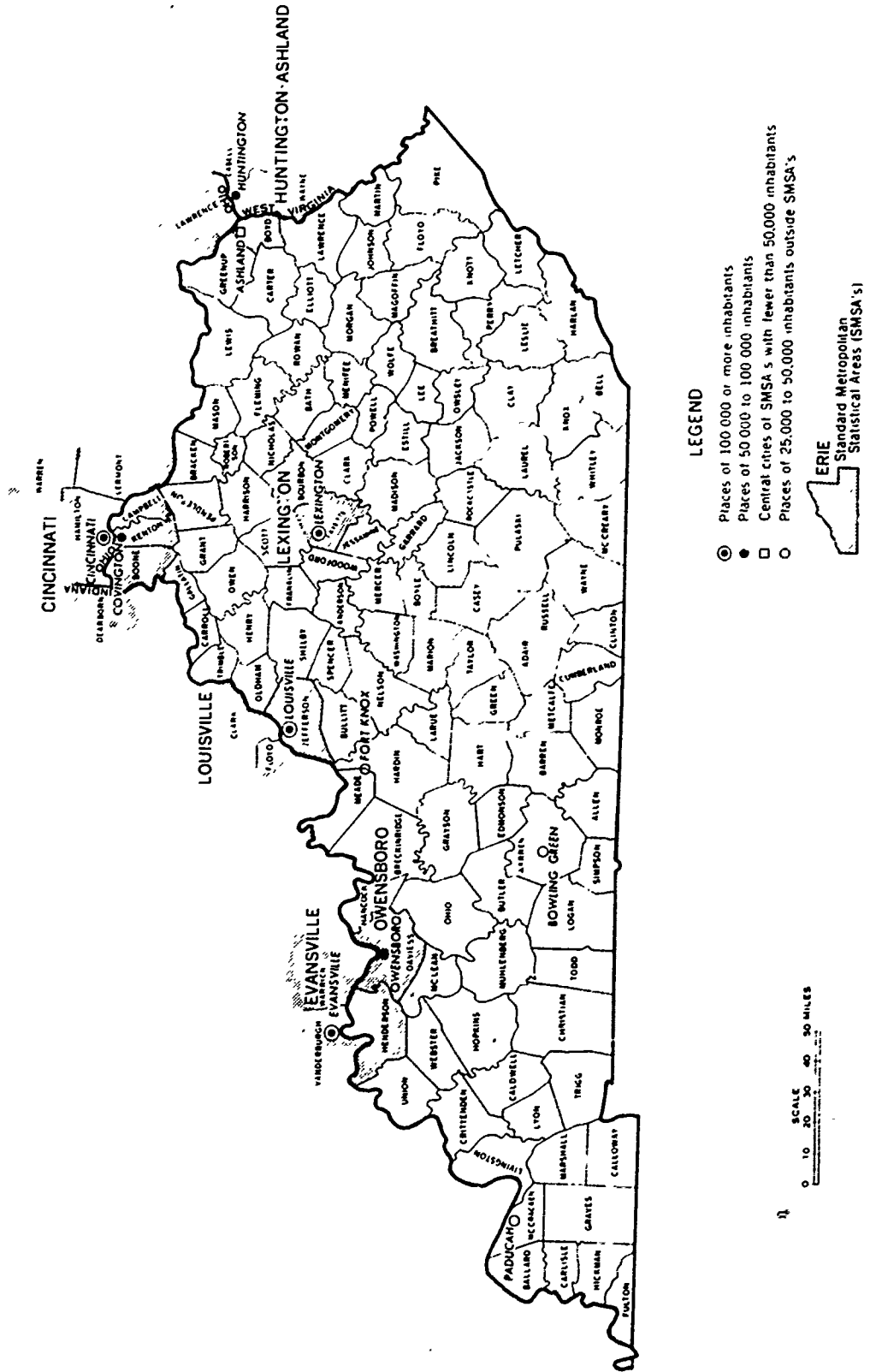
LOCAL GOVERNMENT FINANCES								
GENERAL REVENUE		GENERAL DIRECT EXPENDITURES						
Total	Taxes	Total	Health					
Per capita	Per capita	Per capita	Per capita					
MIl. Dol.	MIl. Dol.	MIl Dol	MIl. Dol.					
Percent	Percent	Percent	Dollars					
Total	683.6	52.9	361.6	160.75	672.9	4.6	30.9	13.74

# KENTUCKY

U.S. DEPARTMENT OF COMMERCE Social and Economic Statistics Administration BUREAU OF THE CENSUS

I-56

0632



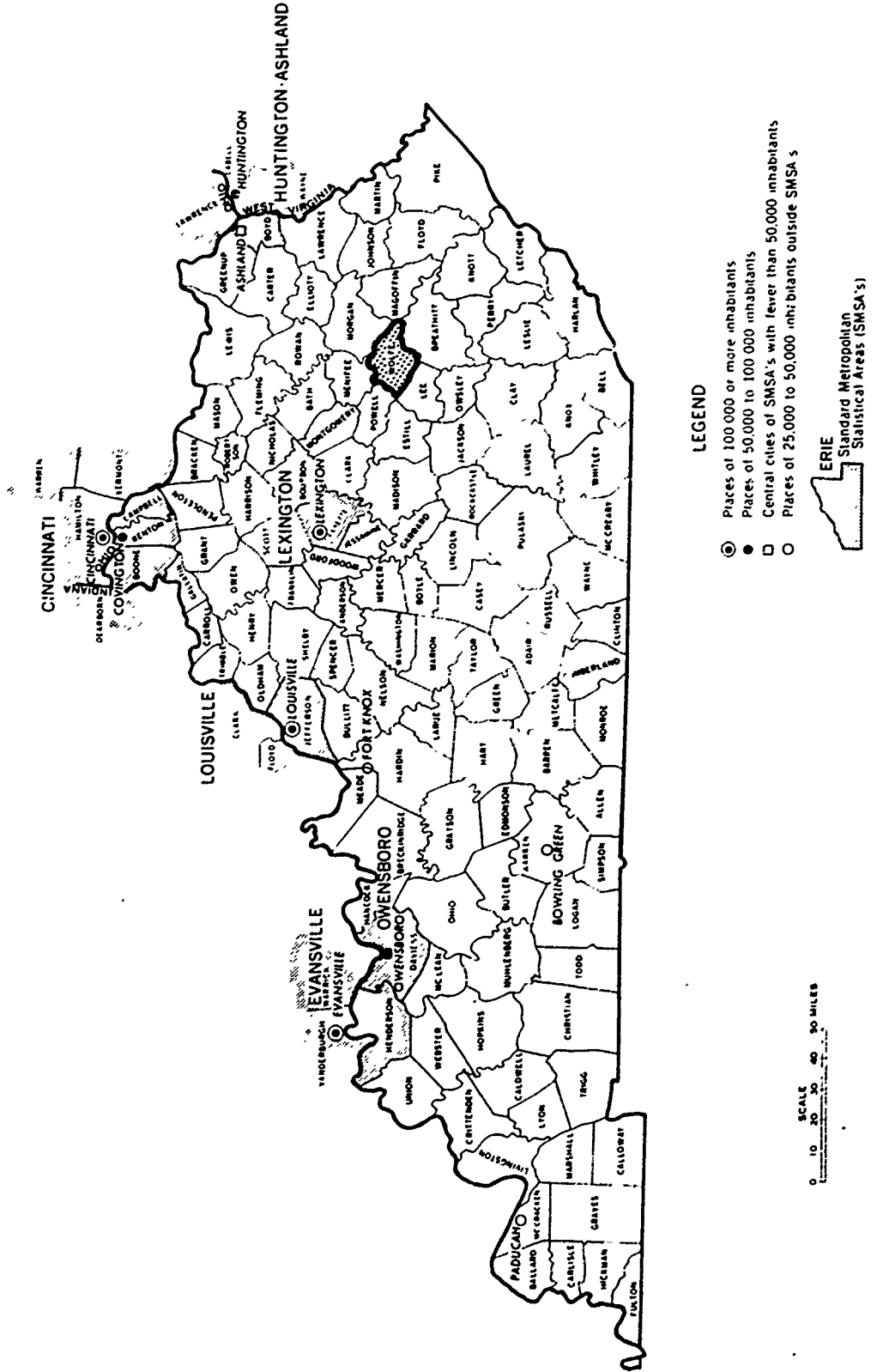


# KENTUCKY

U.S. DEPARTMENT OF COMMERCE Social and Economic Statistics Administration BUREAU OF THE CENSUS

I-58

0634



COUNTY and/or STATE		RODEE, CON., KY		NON-FEDERAL M.D.'S			HOSPITALS	
POPULATION		FAMILIES		INCOME			HOSPITALS	
Total	Per square mile	Total	Median family income	Families Below low income level	Per capita	Total	Hosp based	Non-hosp based
	Percent	Dollars	Dollars	Percent	Dollars	Per 100K	Per 100K	Per 100K
25	13.5	1,392	2,694	59.0	1,083	17.64	-	17.64
5,669								

MORTALITY RATES																					
ALL CAUSES		ACCIDENTS		Cancer		Major Cardiovas		Homicide		Infectious and Parasitic Diseases		Influenza and Pneumonia		Suicide		Tuberculosis		Infant		Maternal	
Total	Per 1K pop	Motor vehicle	Non-motor vehicle	Per 100K pop	Per 100K pop	Per 100K pop	Per 100K pop	Per 100K pop	Per 100K pop	Per 100K pop	Per 100K pop	Per 100K pop	Per 100K pop	Per 100K pop	Per 100K pop	Per 100K pop	Per 100K pop	Per 1K Live Births	Per 1K Live Births	Per 1K Live Births	
10.41	123.46	52.42	246.46	458.63	-	-	35.26	17.64	17.64	33.33											

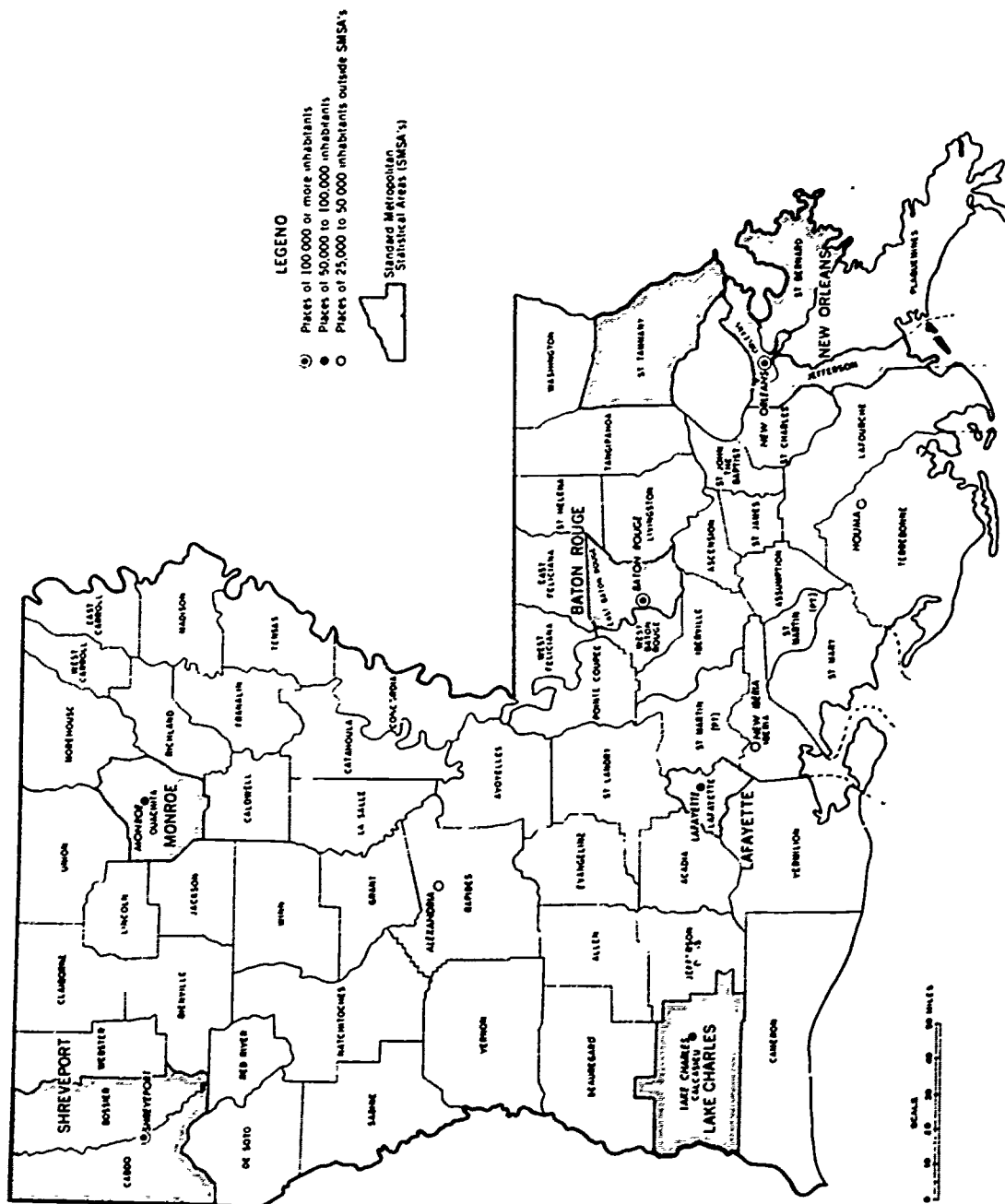
LOCAL GOVERNMENT FINANCES					
GENERAL REVENUE			GENERAL DIRECT EXPENDITURES		
Taxes			Health		
Total	Per capita	Total	Per capita	Total	Per capita
Mill. Dol.	Percent	Mill. Dol.	Dollars	Mill. Dol.	Dollars
1.2	6.5	0.078	13.76	1.1	3.69
				0.0209	



# LOUISIANA

U.S. DEPARTMENT OF COMMERCE Social and Economic Statistics Administration BUREAU OF THE CENSUS

I-60



0636

COUNTY and/or STATE		LOUISIANA											
POPULATION		FAMILIES			INCOME			NON-FEDERAL M.D.'S				HOSPITALS	
Total	Per square mile	65 years and over	Total	Median family income	Families Below low income level	Per capita	Total	Hosp based	Non-hosp based	Total	BeDs		
		Percent	Dollars	Dollars	Percent	Dollars	Per 100K	Per 100K	Per 100K	Per 100K			
Total	81	8.5	7,527	21.6	2,330	118.66	25.06	79.27	131	15,105			
Metro													
Non-Metro													

ALL CAUSES		ACCIDENTS		MORTALITY RATES									
Total	Per 100K pop	Motor vehicle	Non-motor vehicle	Cancer	Major Coronary	Homicide	Infectious and Parasitic Diseases	Influenza and Pneumonia	Suicide	Tuberculosis	Infant	Maternal	
	Per 100K pop	Per 100K pop	Per 100K pop	Per 100K pop	Per 100K pop	Per 100K pop	Per 100K pop	Per 100K pop	Per 100K pop	Per 100K pop	Per 1K Live Births	Per 1K Live Births	
Total	9.18	32.23	35.82	148.69	469.82	13.40	7.71	28.11	9.22	3.38	24.54	32.27	
Metro	8.94	24.47	31.43	150.80	453.51	14.46	6.86	26.13	9.81	4.30			
Non-Metro	9.47	41.64	41.15	146.13	489.63	12.10	8.75	30.51	8.51	2.25			

LOCAL GOVERNMENT FINANCES					
GENERAL REVENUE			GENERAL DIRECT EXPENDITURES		
Total	Per capita	Total	Per capita	Total	Per capita
MI. DOL.	Percent	MI. DOL.	Percent	MI. DOL.	Dollars
Total	34.4	268.11	73.60	868.8	10.02

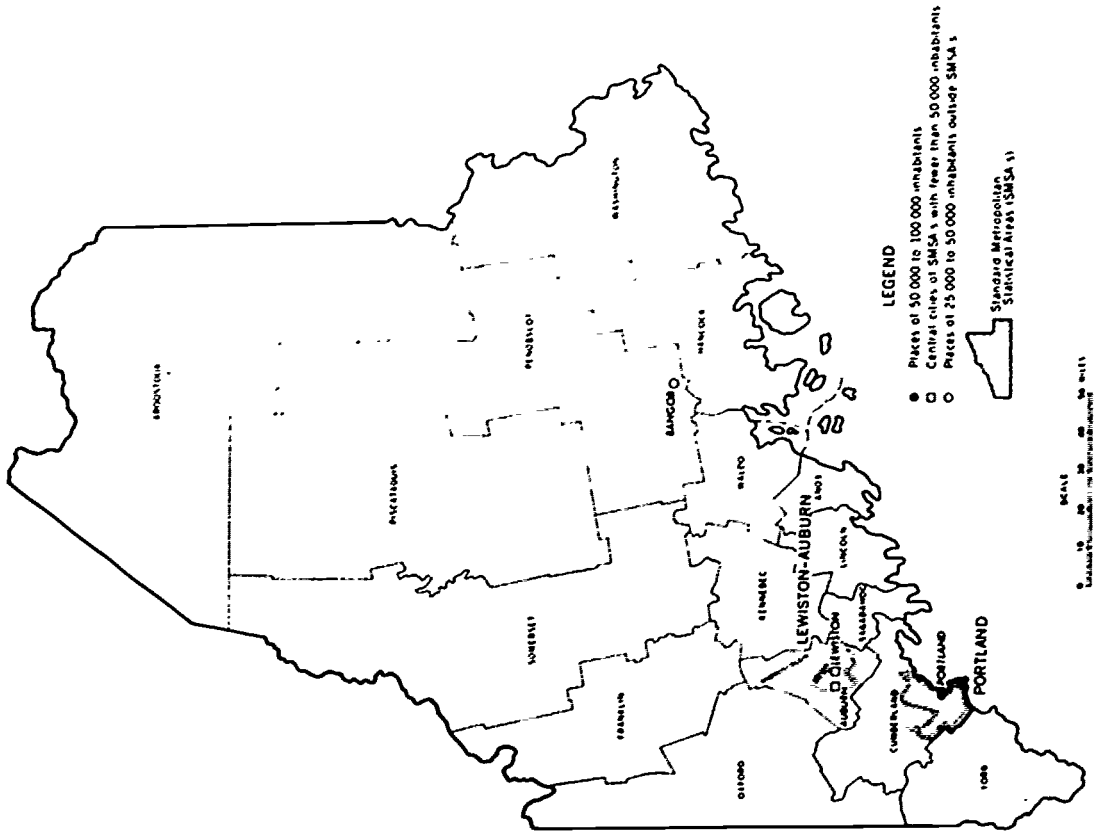
0637

# MAINE

U.S. DEPARTMENT OF COMMERCE Social and Economic Statistics Administration BUREAU OF THE CENSUS

I-62

0638



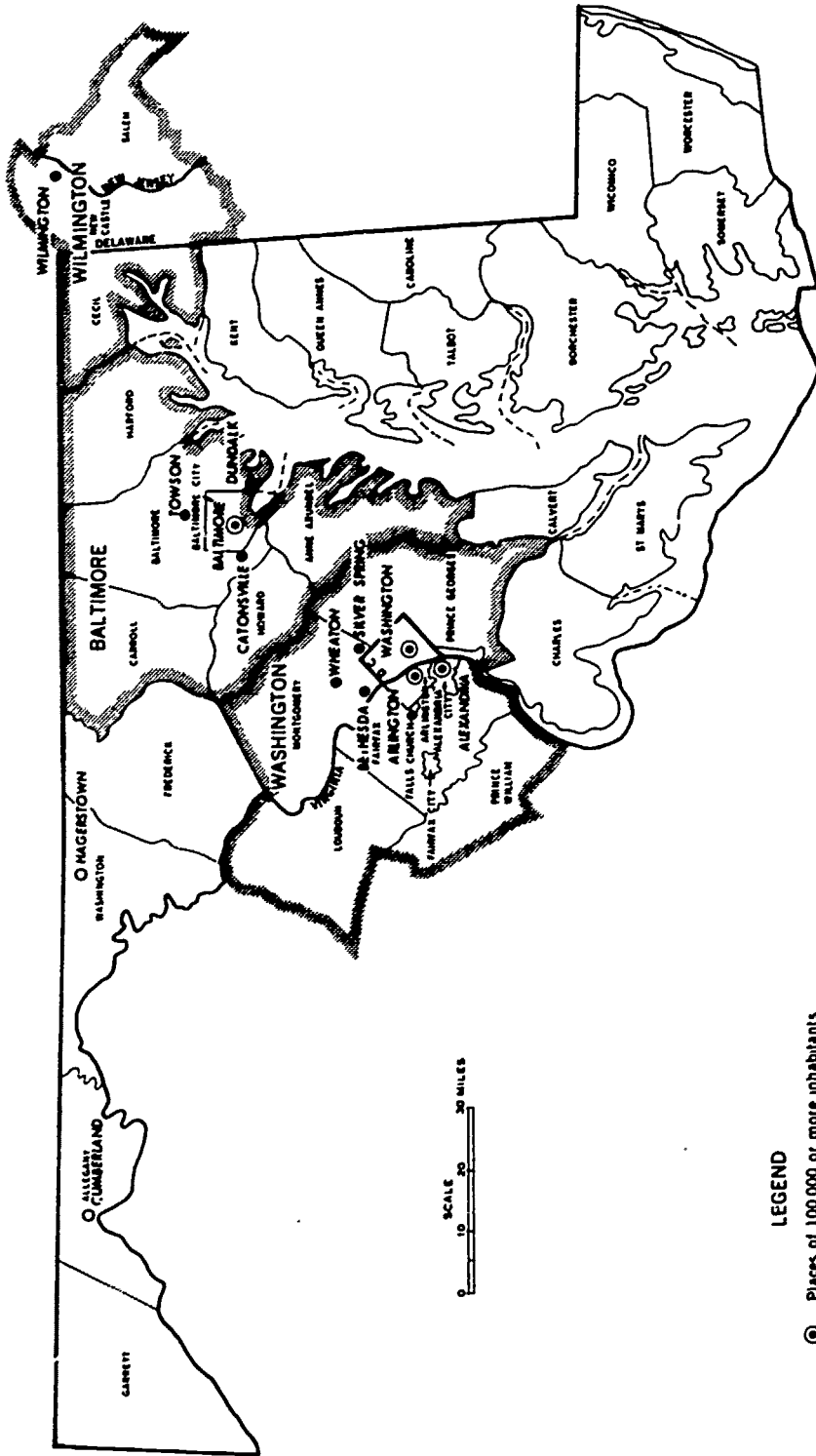
COUNTY and/or STATE		MAINE				NON-FEDERAL M.D.'S				HOSPITALS	
POPULATION		FAMILIES		INCOME		Total		Per 100K		Total	
Total	Per square mile	65 years and over	Total	Median family income	Families Below low income level	Per capita	Hosp based	Non-hosp based	Total	Infant	Beds
Percent	Percent	Dollars	Dollars	Percent	Dollars	Per 100K	Per 100K	Per 100K	Per 100K	Per 1K Live Births	Per 1K Live Births
993,722	32	11.5	288,154	8,205	10.4	2,548	110.40	11.37	79.20	4.7	4,215
Metro											
283,807											
Non-Metro											
709,915											

MORTALITY RATES																						
ALL CAUSES		ACCIDENTS			Cancer		Major Cardiovas		Homicide		Infectious and Parasitic Diseases		Influenza and Pneumonia		Suicide		Tuberculosis		Infant		Maternal	
Total	Per 1K pop	Motor vehicle	Non-motor vehicle	Per 100K pop	Per 100K pop	Per 100K pop	Per 100K pop	Per 100K pop	Per 100K pop	Per 100K pop	Per 100K pop	Per 100K pop	Per 100K pop	Per 100K pop	Per 100K pop	Per 100K pop	Per 100K pop	Per 100K pop	Per 1K Live Births	Per 1K Live Births	Per 1K Live Births	Per 1K Live Births
Total	11.12	23.95	32.71	197.64	612.14	1.41	4.53	36.93	12.78	2.11	2.47	14.51	21.01	16.90								
Metro	7.46	16.56	23.61	133.89	413.66		2.88	23.26	8.46													
Non-Metro	12.59	26.90	36.34	223.13	691.49	1.97	5.21	42.40	14.51	1.97												

LOCAL GOVERNMENT FINANCES						
GENERAL REVENUE				GENERAL DIRECT EXPENDITURES		
Taxes		Health		Total		
Total	Per capita	Total	Per capita	Total	Per capita	Total
Mill. Dol.	Percent	Mill. Dol.	Percent	Mill. Dol.	Percent	Mill. Dol.
180.9	66.7	120.7	121.46	183.9	1.5	2.82

0630

# MARYLAND



### LEGEND

- ⊙ Places of 100,000 or more inhabitants
- Places of 50,000 to 100,000 inhabitants
- Places of 25,000 to 50,000 inhabitants outside SMSA's
- ▭ Standard Metropolitan Statistical Area (SMSA's)

U.S. DEPARTMENT OF COMMERCE Social and Economic Statistics Administration BUREAU OF THE CENSUS

COUNTY and/or STATE		MARYLAND									
POPULATION		FAMILIES		INCOME		NON-FEDERAL M.D.'S				HOSPITALS	
Total	Per square mile	Total	Median family income	Families Below low income level	Per capita	Total	Hosp based	Non-hosp based	Total	Beds	
			Dollars	Percent	Dollars	Per 100K	Per 100K	Per 100K	Per 100K		
Total	397	974,143	11,057	7.7	3,512	181.10	55.18	90.74	47	11,694	
Metro											
Non-Metro											

ALL CAUSES		ACCIDENTS		MORTALITY RATES									
Total	Per 1K pop	Motor vehicle	Non-motor vehicle	Cancer	Major Cardiovas	Homicide	Infectious and Parasitic Diseases	Influenza and Pneumonia	Suicide	Tuberculosis	Infant	Maternal	
	Per 100K pop	Per 100K pop	Per 100K pop	Per 100K pop	Per 100K pop	Per 100K pop	Per 100K pop	Per 100K pop	Per 100K pop	Per 100K pop	Per 1K Live Births	Per 1K Live Births	
Total	8.37	20.75	27.17	155.05	418.15	9.81	6.19	23.53	10.88	4.15	19.42	21.78	
Metro	7.99	18.68	24.64	152.50	392.30	10.73	6.23	21.55	10.70	4.38			
Non-Metro	10.42	31.87	40.65	168.46	557.18	4.88	6.02	34.14	11.87	2.93			

LOCAL GOVERNMENT FINANCES			
GENERAL REVENUE		GENERAL DIRECT EXPENDITURES	
Total	Taxes	Total	Health
Mill. Dol.	Percent	Mill. Dol.	Percent
Total	47.8	1,160.6	3.9
Mill. Dol.	531.3	1,160.6	45.3
Percent	1.133.5	135.42	11.55
		Dollars	Dollars

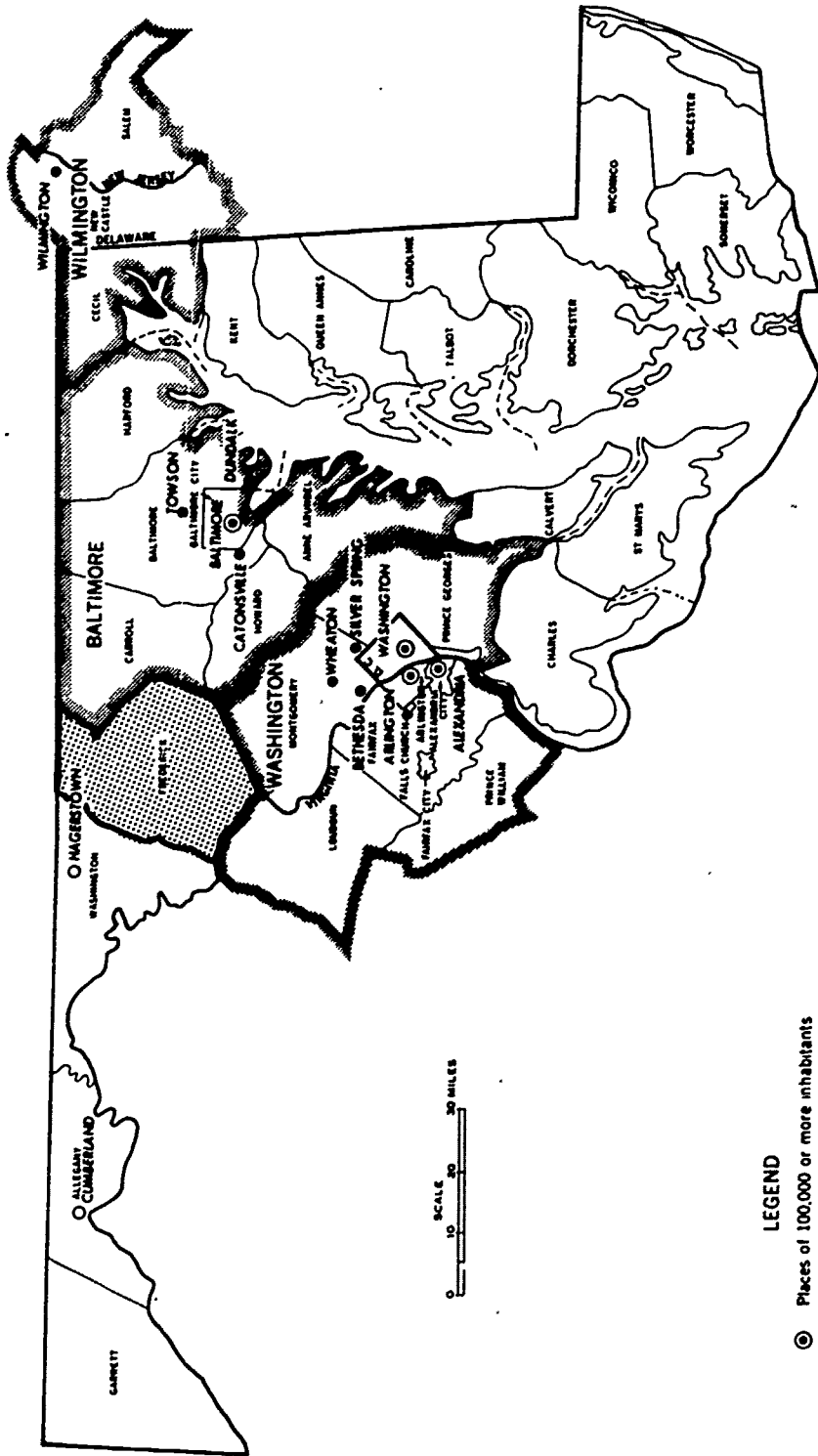
0641



# MARYLAND

U.S. DEPARTMENT OF COMMERCE Social and Economic Statistics Administration BUREAU OF THE CENSUS

I-66



### LEGEND

- ⊙ Places of 100,000 or more inhabitants
- Places of 50,000 to 100,000 inhabitants
- Places of 25,000 to 50,000 inhabitants outside SMSA's
- ▭ Standard Metropolitan Statistical Areas (SMSA's)

0642

COUNTY and/or STATE		FREDERICK CON, MD				NON-FEDERAL M.D.'S				HOSPITALS	
POPULATION		FAMILIES		INCOME		NON-hosp based		Hosp based		Total	
Total	Per square mile	Total	65 years and over	Median family income	Families below low income level	Per capita	Total	Hosp based	Non-hosp based	Total	Beds
			Percent	Dollars	Percent	Dollars	Per 100K pop	Per 100K pop	Per 100K pop	Per 100K pop	
Total	128	21,158	8.8	9,547	7.0	2,886	84.78	3.53	68.29	1	197
Metro											
Non-Metro	84,927										

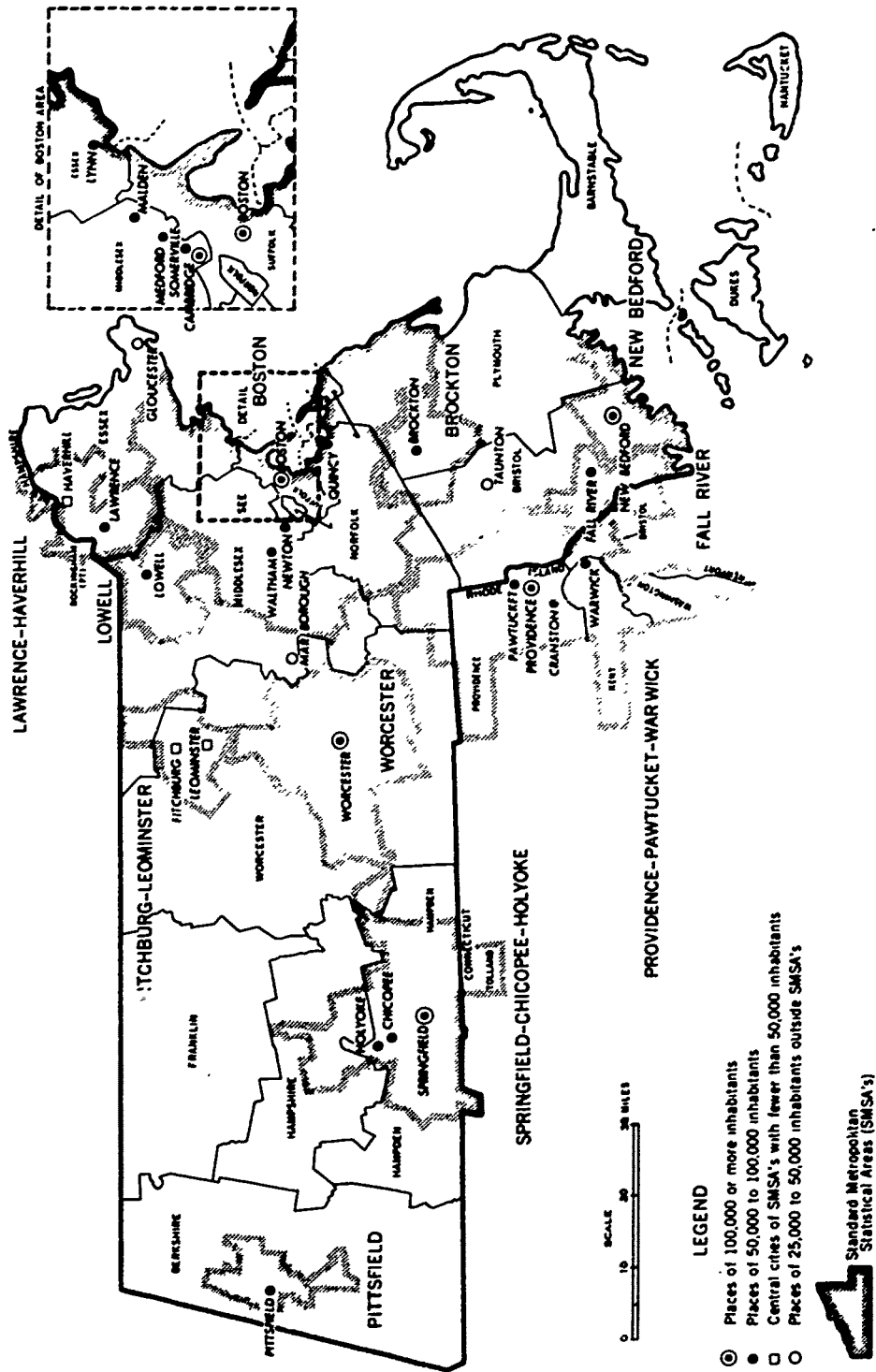
MORTALITY RATES																						
ALL CAUSES		ACCIDENTS		Cancer		Major Cardiovas		Homicide		Infectious and Parasitic Diseases		Influenza and Pneumonia		Suicide		Tuberculosis		Infant		Maternal		
Total	Per 1K pop	Motor vehicle	Non-motor vehicle	Per 100K pop	Per 100K pop	Per 100K pop	Per 100K pop	Per 100K pop	Per 100K pop	Per 100K pop	Per 100K pop	Per 100K pop	Per 100K pop	Per 100K pop	Per 100K pop	Per 100K pop	Per 100K pop	Per 1K Live Births	Per 1K Live Births	Per 1K Live Births	Per 1K Live Births	
Total	8.77	16.48	30.61	150.72	500.43	1.18	4.71	23.55	11.77	-	12.37											
Metro																						
Non-Metro																						

LOCAL GOVERNMENT FINANCES					
GENERAL REVENUE			GENERAL DIRECT EXPENDITURES		
Total	Percent	Per capita	Total	Percent	Per capita
Mill. Dol.	Mill. Dol.	Mill. Dol.	Mill. Dol.	Mill. Dol.	Mill. Dol.
19.3	45.7	8.82	103.85	20.4	0.96
				0.4	0.0816

0643



# MASSACHUSETTS



U. S. DEPARTMENT OF COMMERCE Social and Economic Statistics Administration BUREAU OF THE CENSUS

1-68

3644

COUNTY and/or STATE	MASSACHUSETTS														
	POPULATION				FAMILIES			INCOME			NON-FEDERAL M.D.'S			HOSPITALS	
	Total	Per square mile	65 years and over	Percent	Total	Median family income	Families Below low income level	Percent	Dollars	Per capita	Total	Hosp based	Non-hosp based	Total	Beds
Total	5,688,238	727		11.2	1,390,982	10,833	6.2	3,408		206.16	56.70	107.71	138	25,246	
Metro	4,787,291														
Non-Metro	900,947														

COUNTY and/or STATE	MORTALITY RATES																					
	ALL CAUSES				ACCIDENTS		CANCER		HEART DISEASES		INFECTIOUS AND PARASITIC DISEASES		INFLUENZA AND PNEUMONIA		SUICIDE		TUBERCULOSIS		INFANT		MATERNAL	
	Total	Per 1K pop	Per 100K pop	Per 100K pop	Motor vehicle	Non-motor vehicle	Total	Per 100K pop	Per 100K pop	Per 100K pop	Per 100K pop	Per 100K pop	Per 100K pop	Per 100K pop	Per 100K pop	Per 100K pop	Per 100K pop	Per 100K pop	Per 1K Live Births	Per 1K Live Births	Per 1K Live Births	
Total	10.07	17.21	29.06	185.05	540.61	3.25	5.15	3.25	5.15	45.78	8.40	2.44	16.81	4.23								
Metro	11.52	19.84	33.38	211.41	617.84	3.80	5.91	3.80	5.91	52.74	9.46	2.86										
Non-Metro	2.35	3.22	6.10	44.95	130.20	0.33	1.11	0.33	1.11	8.77	2.77	0.22										

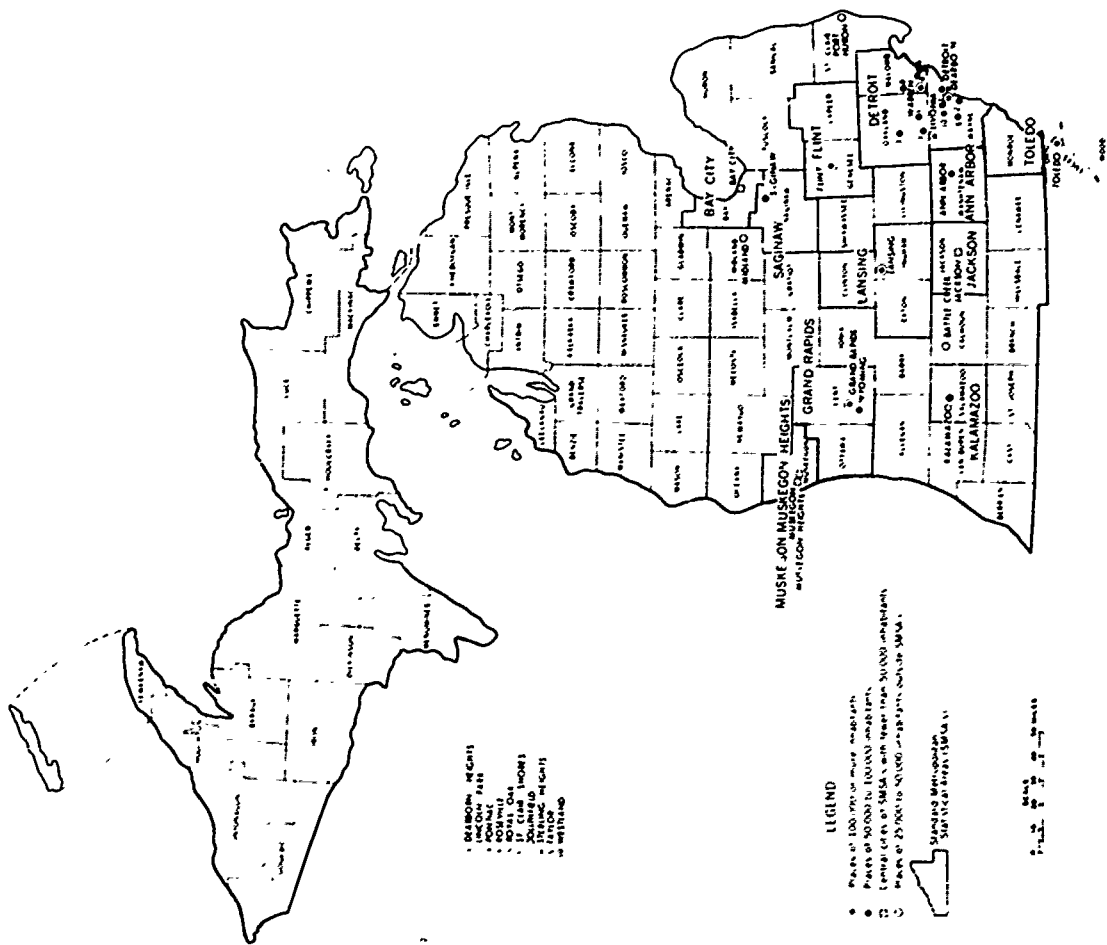
COUNTY and/or STATE	LOCAL GOVERNMENT FINANCES					
	GENERAL REVENUE			GENERAL DIRECT EXPENDITURES		
	Total	Per capita	Total	Per capita	Total	Per capita
Total	1,795.2	58.5	1,780.2	57.8	1,780.2	57.8
Metro						
Non-Metro						

# MICHIGAN

U.S. DEPARTMENT OF COMMERCE Social and Economic Statistics Administration BUREAU OF THE CENSUS

I-70

0646



COUNTY and/or STATE		MICHIGAN				NON-FEDERAL M.D.'S				HOSPITALS	
POPULATION		FAMILIES		INCOME		Total		Total		Total	
Total	Per square mile	6" years and over	Total	Median family income	Families Below low income level	Per capita	Hosp based	Non-hosp based	Total	Per 100K	Per 100K
		Percent	Dollars	Dollars	Percent	Dollars	Per 100K	Per 100K	Per 100K	Per 100K	Per 100K
Total	156	8.5	2,190,269	11,029	7.3	3,357	123.65	74.15	197.0	32.873	
Metro											
Non-Metro											

ALL CAUSES		ACCIDENTS		MORTALITY RATES		Infectious and Parasitic Diseases		Suicide		Tuberculosis		Infant		Maternal	
Total	Per 100K pop	Motor vehicle	Non-motor vehicle	Cancer	Major Cardiovas	Homicide	Influenza and Pneumonia	Per 100K pop	Per 100K pop	Per 100K pop	Per 100K pop	Per 1K Live Births	Per 1K Live Births	Per 1K Live Births	
Total	8.59	25.72	24.35	153.54	442.73	9.69	4.42	24.15	10.92	2.06	20.47	13.38			
Metro	8.13	21.77	22.56	149.11	407.21	11.89	4.29	22.83	10.82	2.29					
Non-Metro	10.12	38.70	30.24	159.52	559.63	2.46	4.88	28.50	11.45	1.30					

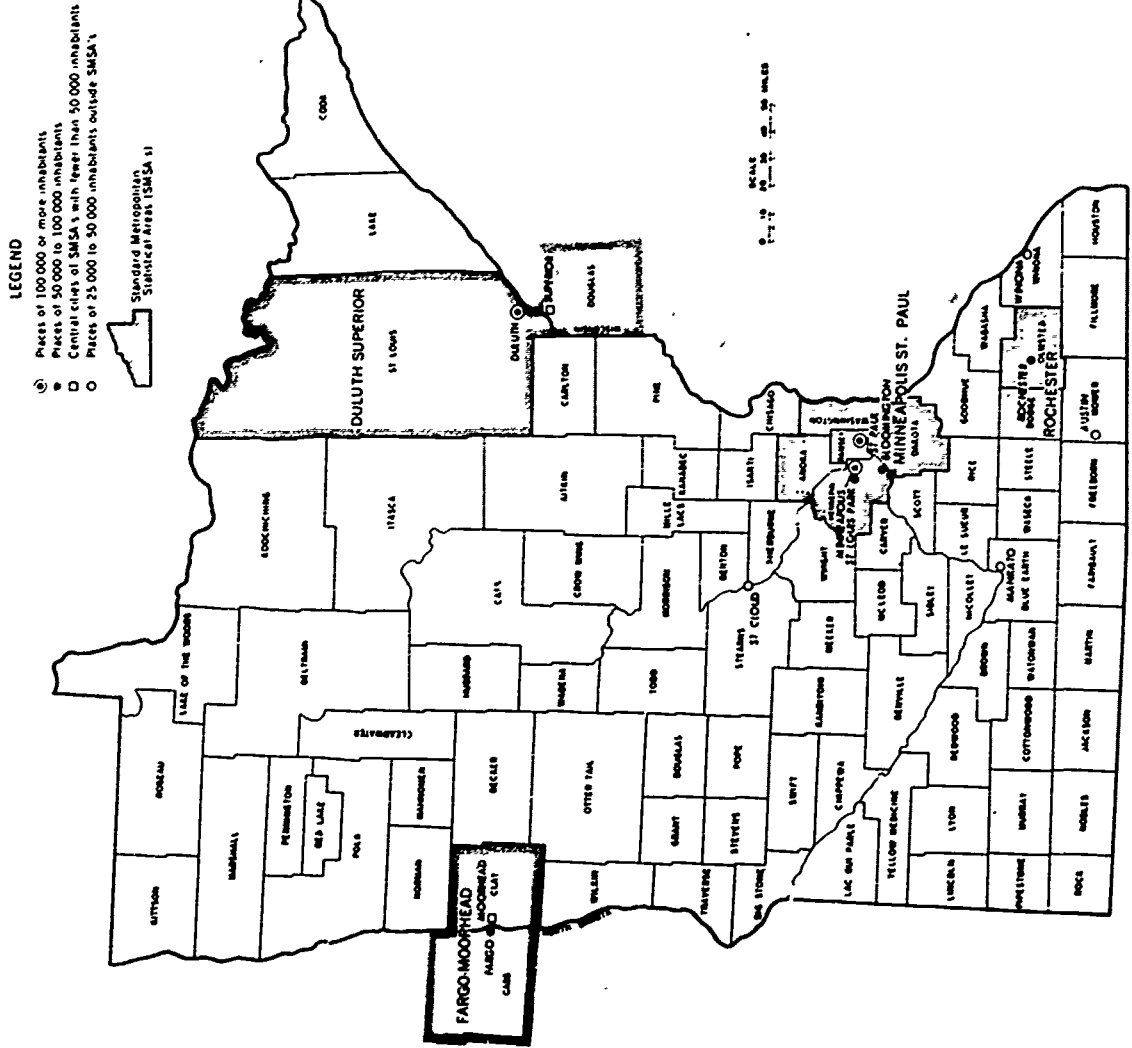
LOCAL GOVERNMENT FINANCES			
GENERAL REVENUE		GENERAL DIRECT EXPENDITURES	
Taxes		Health	
Total	Per capita	Total	Per capita
Mill. Dol.	Mill. Dol.	Mill. Dol.	Mill. Dol.
Percent	Percent	Percent	Percent
Total	44.7	174.6	19.66
2,648.9	133.32	2,770.81	6.3

# MINNESOTA

U.S. DEPARTMENT OF COMMERCE Social and Economic Statistics Administration BUREAU OF THE CENSUS

I-72

0648



COUNTY and/or STATE		MINNESOTA								
POPULATION		FAMILIES		INCOME		NON-FEDERAL M.D.'S			HOSPITALS	
Total	Per square mile	Total	65 years and over	Median family income	Families Below low income level	Total	Hosp based	Non-hosp based	Total	Beds
			Percent	Dollars	Percent	Per 100K	Per 100K	Per 100K	Per 100K	
Total	48	921,332	10.8	9,928	8.3	151.29	38.45	91.20	183	21,150
Metro										
Non-Metro										

MORTALITY RATES																					
ALL CAUSES		ACCIDENTS		Cancer		Major Cardiovas		Homicide		Infectious and Parasitic Diseases		Influenza and Pneumonia		Suicide		Tuberculosis		Infant		Maternal	
Total	Per 1K pop	Motor vehicle	Non-motor vehicle	Per 100K pop	Per 100K pop	Per 100K pop	Per 100K pop	Per 100K pop	Per 100K pop	Per 100K pop	Per 100K pop	Per 100K pop	Per 100K pop	Per 100K pop	Per 100K pop	Per 100K pop	Per 100K pop	Per 1K Live Births	Per 1K Live Births	Per 1K Live Births	Per 1K Live Births
Total	8.91	27.20	28.60	159.38	483.40	2.34	4.52	29.94	10.04	1.21	10.21	1.66	17.44	13.15							
Metro	8.02	21.25	25.96	149.42	421.62	2.82	4.94	25.54	10.21	1.56	9.82	0.61									
Non-Metro	10.07	35.07	32.08	172.53	564.98	1.71	3.95	35.74													

LOCAL GOVERNMENT FINANCES					
GENERAL REVENUE			GENERAL DIRECT EXPENDITURES		
Total	Per cent	Per capita	Total	Per cent	Per capita
Mil. Do\$.	Mil. Do\$.	Dollars	Mil Do\$.	Percent	Mil. Do\$.
Total	48.6	156.83	1,330.0	4.0	13.98
	596.7		53.2		

0640



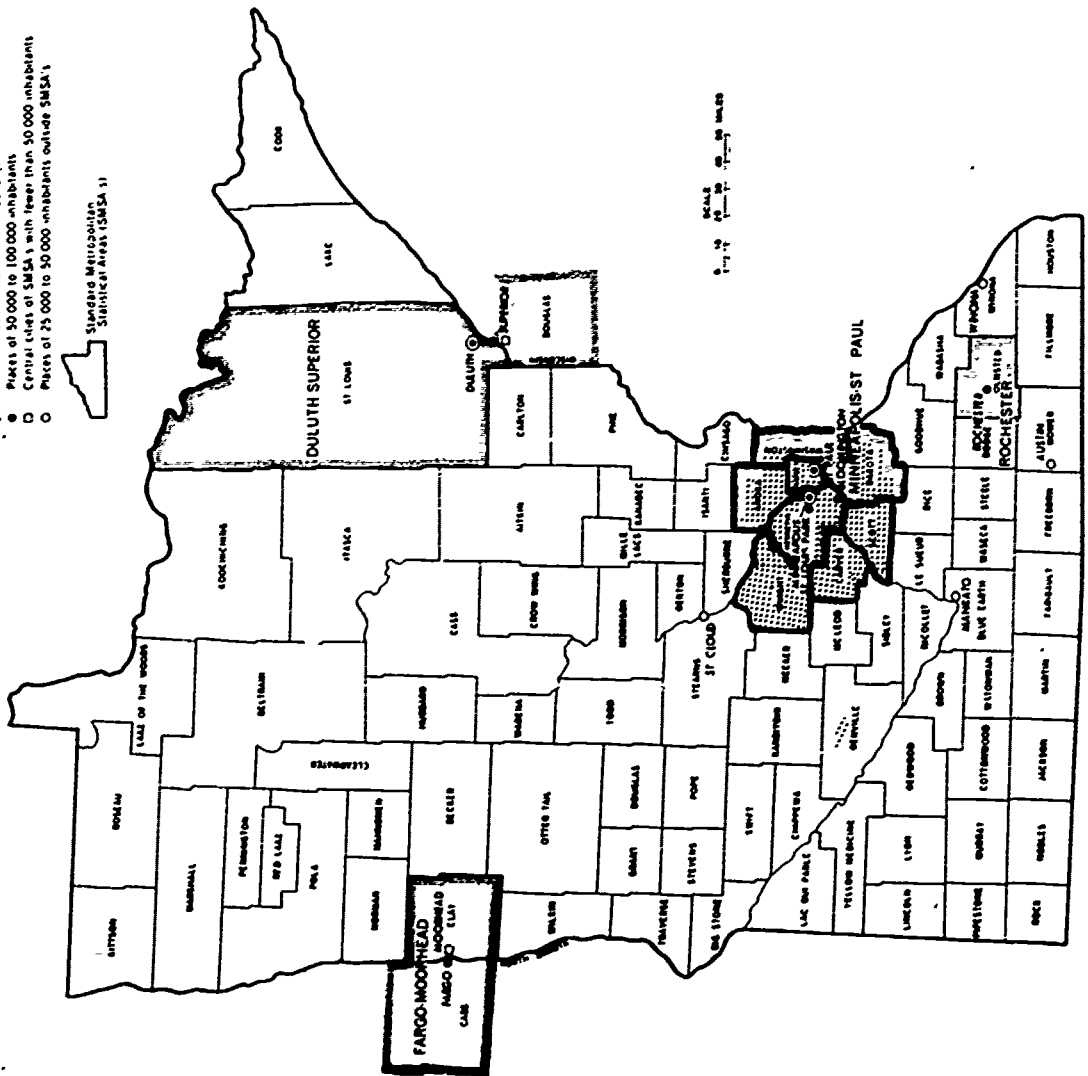
# MINNESOTA

U.S. DEPARTMENT OF COMMERCE Social and Economic Statistics Administration BUREAU OF THE CENSUS

I-74

- LEGEND**
- Places of 100,000 or more inhabitants
  - Places of 50,000 to 100,000 inhabitants
  - Central cities of SMSA's with fewer than 50,000 inhabitants
  - Places of 25,000 to 50,000 inhabitants outside SMSA's

Standard Metropolitan  
Statistical Areas (SMSA's)



0650







COUNTY and/or STATE		CARVER CON., MN										
POPULATION		FAMILIES			INCOME			NON-FEDERAL M.D.'S			HOSPITALS	
Total	Per square mile	Total	65 years and over	Median family income	Families Below low income level	Per capita	Total	Hosp based	Non-hosp based	Total	Beds	
			Percent	Dollars	Percent	Dollars	Per 100K	Per 100K	Per 100K	Per 100K		
79		6,985	10.1	10,436	7.0	3,009	74.12	3.53	67.06	2	80	
Metro												
Non-Metro		28,331										

MORTALITY RATES																				
ALL CAUSES		ACCIDENTS			Major Cardiovas		Homicide		Infectious and Parasitic Diseases		Influenza and Pneumonia		Suicide		Tuberculosis		Infant		Maternal	
Total	Per 1K pop	Motor vehicle	Non-motor vehicle	Cancer	Per 100K pop	Per 100K pop	Per 100K pop	Per 100K pop	Per 100K pop	Per 100K pop	Per 100K pop	Per 100K pop	Per 100K pop	Per 100K pop	Per 100K pop	Per 100K pop	Per 1K Live Births	Per 1K Live Births	Per 1K Live Births	
8.08	14.12	14.12	144.72	416.50	-	3.53	21.18	7.06	-	21.13										
Metro																				
Non-Metro																				

LOCAL GOVERNMENT FINANCES									
GENERAL REVENUE					GENERAL DIRECT EXPENDITURES				
Taxes					Health				
Total	Per capita	Total	Per capita	Total	Per capita	Total	Per capita	Total	Per capita
Mill. Dol.	Percent	Mill. Dol.	Percent	Mill. Dol.	Percent	Mill. Dol.	Percent	Mill. Dol.	Dollars
6.1	55.2	3.37	118.95	7.7	0.1	0.0077	0.27		
Total									

COUNTY and/or STATE		DAKOTA CON, MN		NON-FEDERAL M.D.'S				HOSPITALS	
POPULATION		FAMILIES		INCOME		NON-hosp based		Total	
Total	Per square mile	Total	Median family income	Families Below low income level	Per capita	Hosp based	Non-hosp based	Total	Beds
243		33,211	Dollars 12,117	Percent 3.6	Dollars 3,406	Per 100K 6.44	Per 100K 27.90	3	253
Total Metro									
1,29,808									
Non-Metro									

ALL CAUSES		ACCIDENTS		Cancer		Major Cardiovas		Homicide		Infectious and Parasitic Diseases		Influenza and Pneumonia		Suicide		Tuberculosis		Infant		Maternal	
Total	Per 1K pop	Motor vehicle	Non-motor vehicle	Per 100K pop	Per 100K pop	Per 100K pop	Per 100K pop	Per 100K pop	Per 100K pop	Per 100K pop	Per 100K pop	Per 100K pop	Per 100K pop	Per 100K pop	Per 100K pop	Per 100K pop	Per 1K Live Births	Per 1K Live Births	Per 1K Live Births	Per 1K Live Births	
4.76	15.02	12.67		81.54	240.33	-	0.72	15.02	4.29	0.72	13.94										
Total Metro																					
Non-Metro																					

LOCAL GOVERNMENT FINANCES		GENERAL REVENUE		GENERAL DIRECT EXPENDITURES	
Total	Per capita	Taxes	Total	Health	Per capita
Mill.Dol.	Percent	Mill.Dol.	Mill Dol	Percent	Mill.Dol.
32.4	56.4	18.27	130.68	0.2	0.52

COUNTY and/or STATE		HENNEPIN CON, MN				NON-FEDERAL M.D.'S				HOSPITALS	
POPULATION		FAMILIES		INCOME		NON-hosp based		Hosp based		Total	
Total	Per square mile	Total	65 years and over	Median family income	Families Below low income level	Total	Per 100K pop	Total	Per 100K pop	Total	Beds
			Percent	Dollars	Percent	Dollars	Percent	Dollars	Percent	Per 100K pop	
	3,593	233,910	9.7	11,804	4.7	3,841	4.7	226.54	58.22	126.03	16
Metro	960,080										
Non-Metro											

ALL CAUSES		ACCIDENTS		MORTALITY RATES		Tuberculosis		Suicide		Influenza and Pneumonia		Infectious and Parasitic Diseases		Homicide		Major Cardiovas		Cancer		Maternal			
Total	Per 1K pop	Motor vehicle	Non-motor vehicle	Per 100K pop	Per 100K pop	Per 100K pop	Per 100K pop	Per 100K pop	Per 100K pop	Per 100K pop	Per 100K pop	Per 100K pop	Per 100K pop	Per 100K pop	Per 100K pop	Per 100K pop	Per 100K pop	Per 100K pop	Per 100K pop	Per 100K pop	Per 1K Live Births	Per 1K Live Births	
	8.47	20.52	28.85	157.90	450.90	3.44	5.00	24.37	11.77	1.04	18.79												
Metro																							
Non-Metro																							

LOCAL GOVERNMENT FINANCES							
GENERAL REVENUE		GENERAL DIRECT EXPENDITURES					
Total	Taxes	Total	Health				
Per capita	Per capita	Per capita	Per capita				
Mill.Dol.	Percent	Mill.Dol.	Percent				
Mill.Dol.	Percent	Mill.Dol.	Percent				
321.3	51.8	166.43	173.35	336.6	3.1	10.43	10.86

0654



COUNTY and/or STATE		RAMSEY CON., MN									
POPULATION		FAMILIES		INCOME			NON-FEDERAL M.D.'S			HOSPITALS	
Total	Per square milic	Total	65 years and over	Median family income	Families below low income level	Per capita	Total	Hosp based	Non-hosp based	Total	Beds
	Percent	Dollars	Percent	Dollars	Percent	Dollars	Per 100K pop	Per 100K pop	Per 100K pop	Per 100K pop	
Total	3.073	114,495	10.1	11,305	5.1	3,479	166.26	38.63	107.69	12	3,213
Metro											
Non-Metro											

ALL CAUSES		ACCIDENTS		MORTALITY RATES								
Total	Per 1K pop	Motor vehicle	Non-motor vehicle	Cancer	Major Cardiovas	Homicide	Infectious and Parasitic Diseases	Influenza and Pneumonia	Suicide	Tuberculosis	Infant	Maternal
Per 1K pop	Per 100K pop	Per 100K pop	Per 100K pop	Per 100K pop	Per 100K pop	Per 100K pop	Per 100K pop	Per 100K pop	Per 100K pop	Per 100K pop	Per 1K Live Births	Per 1K Live Births
Total	8.62	19.95	21.42	160.40	461.47	4.42	6.51	26.66	6.30	2.73	17.34	
Metro												
Non-Metro												

LOCAL GOVERNMENT FINANCES							
GENERAL REVENUE		GENERAL DIRECT EXPENDITURES					
Total	Taxes	Total	Health				
Per 1K pop	Per 100K pop	Per 100K pop	Per 100K pop				
Total	50.5	84.13	176.61	194.5	6.9	13.42	28.17
Mil. Dol.	50.5	84.13	176.61	194.5	6.9	13.42	28.17
Percent							
Dollars							
Per capita							

COUNTY and/or STATE		SCOTT COUN. MISS				NON-FEDERAL M.D.'S				HOSPITALS	
POPULATION		FAMILIES		INCOME		Total		Total		Total	Beds
Per square mile	65 years and over	Total	Median family income	Families Below low income level	Per capita	Non-hosp based	Hosp based	Total	Total	Total	Total
Percent	Percent	Dollars	Dollars	Percent	Dollars	Per 100K pop	Per 100K pop	Per 100K pop	Per 100K pop	Per 100K pop	Per 100K pop
92	7.9	7,413	10,569	7.7	2,876	52.43	-	46.26	-	-	119
Total											
Metro											
Non-Metro		32,423									

ALL CAUSES		ACCIDENTS		Cancer		Major Cardiovas		Homicide		Infectious and Parasitic Diseases		Suicide		Tuberculosis		Infant		Maternal	
Total	Per 1K pop	Motor vehicle	Non-motor vehicle	Per 100K pop	Per 100K pop	Per 100K pop	Per 100K pop	Per 100K pop	Per 100K pop	Per 100K pop	Per 100K pop	Per 100K pop	Per 100K pop	Per 100K pop	Per 100K pop	Per 1K Live Births	Per 1K Live Births	Per 1K Live Births	Per 1K Live Births
6.32	30.84	15.42		95.61	339.27	-	3.08	15.42	7.25	-	14.07								
Total																			
Metro																			
Non-Metro																			

LOCAL GOVERNMENT FINANCES		GENERAL DIRECT EXPENDITURES			
GENERAL REVENUE		Taxes		Health	
Total	Per capita	Total	Per capita	Total	Per capita
Mill. Dol.	Percent	Mill. Dol.	Dollars	Mill. Dol.	Dollars
7.9	50.6	4.00	123.37	9.4	0.188
Total					

0656

COUNTY and/or STATE		WASHINGTON CON., MN				NON-FEDERAL M.D.'S			HOSPITALS	
POPULATION		FAMILIES		INCOME		Total		Beds		
Total	Per square mile	65 years and over	Total	Median family income	Families Below low income level	Per capita	Hosp based	Non-hosp based	Total	Beds
	215	5.9	19,174	11,596	4.0	3,110	4.82	26.52	3	162
Metro	82,948									
Non-Metro										

ALL CAUSES		ACCIDENTS		MORTALITY RATES								
Total	Per 1K pop	Motor vehicle	Non-motor vehicle	Cancer	Major Cardiovas	Homicide	Infectious and Parasitic Diseases	Influenza and Pneumonia	Suicide	Tuberculosis	Infant	Maternal
	5.77	16.88	26.52	96.45	313.04	-	6.03	21.70	6.44	-	13.13	
Metro												
Non-Metro												

LOCAL GOVERNMENT FINANCES			
GENERAL REVENUE		GENERAL DIRECT EXPENDITURES	
Total	Taxes	Total	Health
Mil. Dol.	Percent	Mil Dol	Percent
19.0	52.2	119.59	1.6
	9.92	22.4	0.36
			4.34

COUNTY and/or STATE		WRIGHT CON., MN															
POPULATION				FAMILIES				INCOME				NON-FEDERAL M.D.'S				HOSPITALS	
Total	Per square mile	65 years and over	Total	Total	Median family income	Families Below low income level	Per capita	Total	Hosp based	Non-hosp based	Total	Total	Beds				
		Percent	Dollars	Dollars	Dollars	Percent	Dollars	Per 100K pop	Per 100K pop	Per 100K pop	Per 100K pop	Per 100K pop					
58	58	11.6	8,935	9,253	8,935	10.9	2,429	43.66	-	38.53	2	108					
Total																	
Metro																	
Non-Metro																	

MORTALITY RATES																				
ALL CAUSES		ACCIDENTS			Cancer		Major Cardiovas		Homicide		Infectious and Parasitic Diseases		Suicide		Tuberculosis		Infant		Maternal	
Total	Per 1K pop	Motor vehicle	Non-motor vehicle	Per 100K pop	Per 100K pop	Per 100K pop	Per 100K pop	Per 100K pop	Per 100K pop	Per 100K pop	Per 100K pop	Per 100K pop	Per 100K pop	Per 100K pop	Per 100K pop	Per 100K pop	Per 1K Live Births	Per 1K Live Births	Per 1K Live Births	
8.89	69.35	30.82	146.41	475.18	-	2.57	30.82	5.14	-	14.22										
Total																				
Metro																				
Non-Metro																				

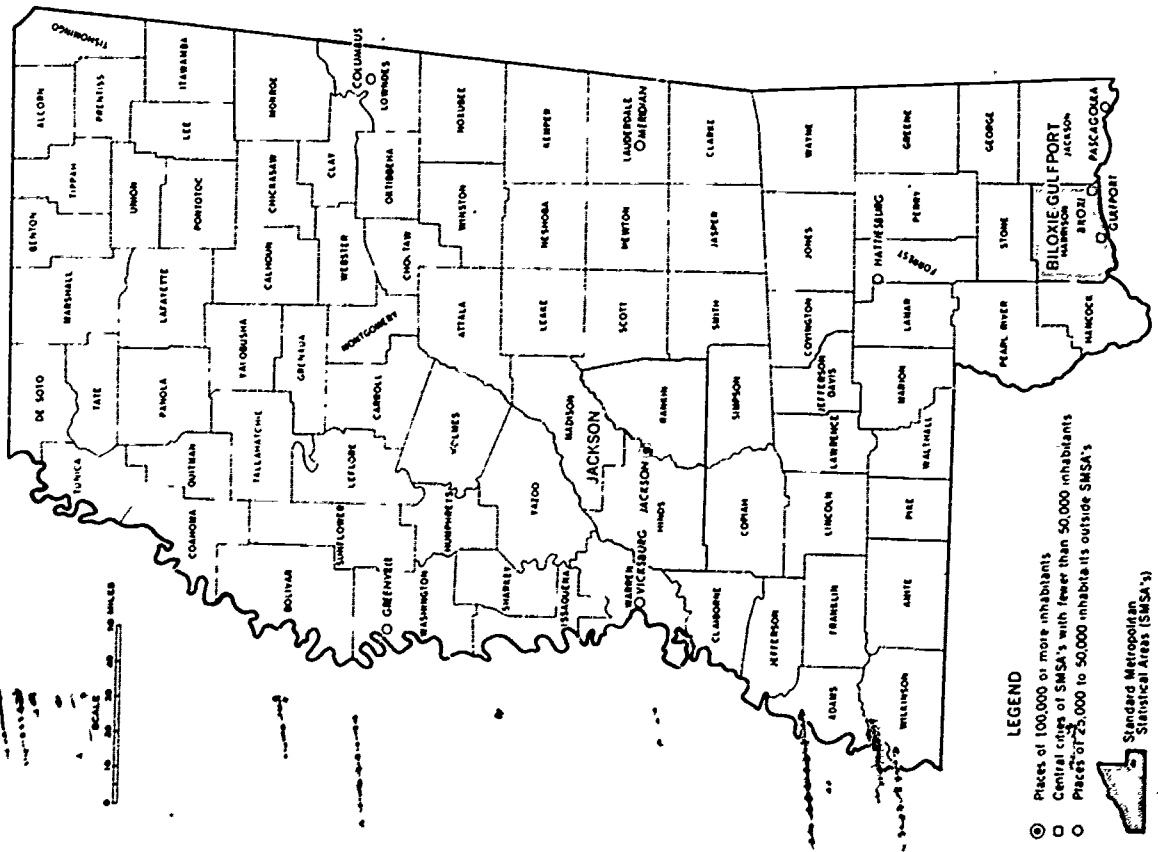
LOCAL GOVERNMENT FINANCES									
GENERAL REVENUE					GENERAL DIRECT EXPENDITURES				
Taxes		Health			Total		Per capita		
Total	Per capita	Total	Per capita	Total	Per capita	Total	Per capita	Total	Per capita
Mill. Dol.	Percent	Mill. Dol.	Percent	Mill. Dol.	Percent	Mill. Dol.	Percent	Mill. Dol.	Dollars
9.6	44.6	4.28	109.93	12.7	6.1	0.77	19.78		
Total									



# MISSISSIPPI

U.S. DEPARTMENT OF COMMERCE Social and Economic Statistics Administration BUREAU OF THE CENSUS

I-84



0659



7

COUNTY and/or STATE		MISSISSIPPI				NON-FEDERAL M.D.'S				HOSPITALS	
POPULATION		FAMILIES		INCOME		Total		Per 100K		Total	
Total	Per square mile	Total	Median family income	Families Below low income level	Dollars	Percent	Dollars	Hosp based	Non-hosp based	Total	Beds
								Per 100K	Per 100K	Per 100K	
2,216,994	47	534,444	6,068	29.0	1,925	83.40	10.60	63.78	96	8,580	
Metro											
Non-Metro											

ALL CAUSES		ACCIDENTS		MORTALITY RATES									
Total	Per 1K pop	Motor vehicle	Non-motor vehicle	Major Cardiovas	Homicide	Infectious and Parasitic Diseases	Influenza and Pneumonia	Suicide	Tuberculosis	Infant	Maternal		
	Per 100K pop	Per 100K pop	Per 100K pop	Per 100K pop	Per 100K pop	Per 100K pop	Per 100K pop	Per 100K pop	Per 100K pop	Per 1K Live Births	Per 1K Live Births		
10.51	41.50	40.14	512.00	13.94	9.75	32.79	6.86	1.94	28.50	59.08			
Metro	7.99	33.29	38.60	11.16	5.59	23.38	8.13	1.27					
Non-Metro	11.05	43.27	40.91	154.81	13.49	10.64	34.82	6.58	2.08				

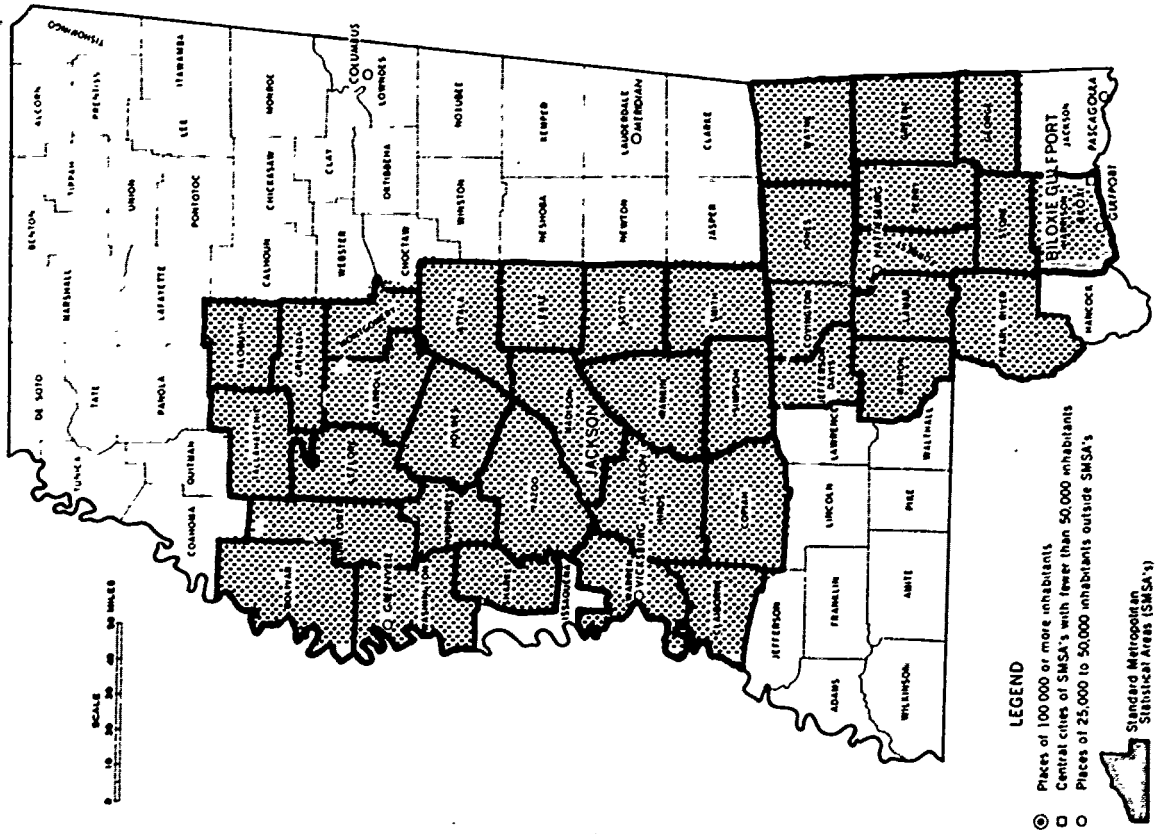
LOCAL GOVERNMENT FINANCES			
GENERAL REVENUE		GENERAL DIRECT EXPENDITURES	
Total	Taxes	Total	Health
Per capita	Per capita	Per capita	Per capita
448.5	34.2	470.3	40.0
Mil. Dol.	Mil. Dol.	Mil. Dol.	Mil. Dol.
153.4	69.19	8.5	10.04
Percent	Dollars	Percent	Dollars

066C

# MISSISSIPPI

U.S. DEPARTMENT OF COMMERCE Social and Economic Statistics Administration BUREAU OF THE CENSUS

I-86



0665

COUNTY and/or STATE		ATTALA CON., MS									
POPULATION		FAMILIES		INCOME			NON-FEDERAL M.D.'S			HOSPITALS	
Total	Per square mile	Total.	Median family income	Families below low income level	Per capita	Total	Hosp based	Non-hosp based	Total	Beds	
			Dollars	Percent	Dollars	Per 100K pop	Per 100K pop	Per 100K pop	Per 100K pop		
			4,868	37.3	1,620	45.99	-	45.99	45.99		
Total	27	4,989								82	
Metro	14.0										
Non-Metro	19,570										

COUNTY and/or STATE		ATTALA CON., MS											
POPULATION		ACCIDENTS		MORTALITY RATES									
Total	Per 1K pop	Motor vehicle	Non-motor vehicle	Total	Cancer	Major Cardiovas	Homicide	Infectious and Parasitic Diseases	Influenza and Pneumonia	Suicide	Tuberculosis	Infant	Maternal
	Per 100K pop	Per 100K pop	Per 100K pop	Per 100K pop	Per 100K pop	Per 100K pop	Per 100K pop	Per 100K pop	Per 100K pop	Per 100K pop	Per 100K pop	Per 1K Live Births	Per 1K Live Births
Total	13.69	51.10	45.99	173.74	786.92	15.33	15.33	25.54	10.22	5.11	34.09		
Metro													
Non-Metro													

COUNTY and/or STATE		LOCAL GOVERNMENT FINANCES			
POPULATION		GENERAL REVENUE		GENERAL DIRECT EXPENDITURES	
Total	Per cent	Total	Per capita	Total	Per capita
	Percent	Mil. Dol.	Dollars	Mil. Dol.	Dollars
Total	34.8	1.43	73.07	4.8	51.10
Metro					
Non-Metro					

COUNTY and/or STATE		BOLIVAR CON., MS										
POPULATION		FAMILIES			INCOME			NON-FEDERAL M.D.'S			HOSPITALS	
Total	65 years and over	Total	Median family income	Families below low income level	Total	Hosp based	Non hosp based	Total	Per 100K	Per 100K	Total	Beds
	Percent	Dollars	Dollars	Percent	Dollars	Per 100K	Per 100K	Per 100K	Per 100K	Per 100K		
54	10.1	10,280	4,472	44.7	1,509	4.05	52.62	58.69	2	155		
Total Metro												
49,409												

MORTALITY RATES	
ALL CAUSES	ACCIDENTS
Total	Motor vehicle
Per 1K pop	Per 100K pop
	Non-motor vehicle
	Per 100K pop
10.71	24.29
	50.60
	174.06
	532.29
	14.17
	22.26
	22.26
	2.02
	4.05
	30.75

LOCAL GOVERNMENT FINANCES	
GENERAL REVENUE	
Total	Per capita
Mill. Dol.	Per 1000 pop
Percent	Mill. Dol.
Percent	Mill. Dol.
Percent	Mill. Dol.
9.2	34.4
	3.16
	63.96
	8.9
	9.6
	0.85
	17.20

COUNTY and/or STATE		CARROLL, CONN, MS								
POPULATION		FAMILIES		INCOME		NON-FEDERAL M.D.'S			HOSPITALS	
Total	Per square mile	Total	Median family income	Families below low income level	Per capita	Total	Hosp based	Non-hosp based	Total	Beds
			Dollars	Percent	Dollars	Per 100K	Per 100K	Per 100K	Per 100K	
	Percent									
	11.9	2,235	4,180	42.9	1,479	21.28	-	21.28	-	-
Total	15									
Metro										
Non-Metro	9,397									

ALL CAUSES		ACCIDENTS		MORTALITY RATES							
Total	Per 1K pop	Motor vehicle	Non-motor vehicle	Major Cardiovas	Homicide	Infectious and parasitic Diseases	Influenza and Pneumonia	Suicide	Tuberculosis	Infant	Maternal
	Per 100K pop	Per 100K pop	Per 100K pop	Per 100K pop	Per 100K pop	Per 100K pop	Per 100K pop	Per 100K pop	Per 100K pop	Per 1K Live Births	Per 1K Live Births
	21.28	21.28	21.28	532.08	10.64	21.28	10.64	10.64	-	13.16	
Total	9.68										
Metro											
Non-Metro											

LOCAL GOVERNMENT FINANCES			
GENERAL REVENUE		GENERAL DIRECT EXPENDITURES	
Total	Per capita	Total	Per capita
	Per 100K pop	Per 100K pop	Per 100K pop
	29.4	1.7	1.1
MI. Dol.	Dollars	MI. Dol.	Dollars
1.8	29.4	1.7	1.1
	0.0107		1.99

COUNTY and/or STATE		CLATSOP COUNTY, OR, US											
POPULATION		FAMILIES			INCOME			NON-FEDERAL M.D.'S				HOSPITALS	
Total	Per square mile	65 years and over	Total	Median family income	Families Below low income level	Per capita	Total	Hosp based	Non-hosp based	Total	Beds		
	Percent	Dollars	Percent	Dollars	Percent	Dollars	Per 100K pop	Per 100K pop	Per 100K pop	Per 100K pop			
31	11.3	4,583	42.5	1,353	29.74	29.74	29.74	29.74	29.74	25			
Total													
Metro													
Non-Metro													

ALL CAUSES		ACCIDENTS		MORTALITY RATES								
Total	Per 1K pop	Motor vehicle	Non-motor vehicle	Cancer	Major Cardiovas	Homicide	Infectious and Parasitic Diseases	Influenza and Pneumonia	Suicide	Tuberculosis	Infant	Maternal
	Per 100K pop	Per 100K pop	Per 100K pop	Per 100K pop	Per 100K pop	Per 100K pop	Per 100K pop	Per 100K pop	Per 100K pop	Per 100K pop	Per 1K Live Births	Per 1K Live Births
10.31	19.63	19.63	654.37	109.06	19.63	9.71	19.63	9.71	39.22			
Total												
Metro												
Non-Metro												

LOCAL GOVERNMENT FINANCES			
GENERAL REVENUE		GENERAL DIRECT EXPENDITURES	
Total	Taxes	Total	Health
Per capita	Per capita	Per capita	Per capita
1.9	24.9	1.7	0.187
Mill.Dol.	Mill.Dol.	Mill.Dol.	Mill.Dol.
1.9	0.4731	1.7	0.187
Percent	Percent	Percent	Percent
24.9	46.91	1.7	11.0
Dollars	Dollars	Dollars	Dollars
46.91	18.54	18.54	18.54
Total			

COUNTY and/or STATE		COPZIAH CON, MS				NON-FEDERAL M.D.'S				HOSPITALS	
POPULATION		FAMILIES		INCOME		Total		Hosp based		Total	
Total	Per square mile	Total	65 years and over	Median family income	Families Below low income level	Per capita	Per 100K pop	Per 100K pop	Per 100K pop	Per 100K pop	Beds
32		5,786	Percent 12.9	Dollars 5,110	Percent 35.9	Dollars 1,596	52.50	4.04	48.46	1	59
Metro											
Non-Metro		24,764									

MORTALITY RATES																	
ALL CAUSES		ACCIDENTS			Cancer				Infectious and Parasitic Diseases			Influenza and Pneumonia		Suicide	Tuberculosis	Infant	Maternal
Total	Per 1K pop	Motor vehicle	Non-motor vehicle	Per 100K pop	Per 100K pop	Per 100K pop	Per 100K pop	Per 100K pop	Per 100K pop	Per 100K pop	Per 100K pop	Per 100K pop	Per 100K pop	Per 100K pop	Per 100K pop	Per 1K Live Births	Per 1K Live Births
12.07	28.27	32.30	173.64	632.02	4.04	40.38	20.14	6.08	32.07								
Total																	
Metro																	
Non-Metro																	

LOCAL GOVERNMENT FINANCES					
GENERAL REVENUE			GENERAL DIRECT EXPENDITURES		
Total	Per capita	Taxes	Total	Per capita	Health
Mil. Dol.	Percent	Mil. Dol.	Mil. Dol.	Percent	Mil. Dol.
4.8	31.3	1.50	60.57	8.1	0.4455
			5.5		17.99

0666



COUNTY and/or STATE		COVINGTON CON, MS								
POPULATION		FAMILIES		INCOME		NON-FEDERAL M.D.'S			HOSPITALS	
Total	Per square mile	Total	Median family income	Families Below low income level	Per capita	Total	Hosp based	Non-hosp based	Total	Beds
	Percent	Dollars	Percent	Dollars	Per 100K pop	Per 100K pop	Per 100K pop	Per 100K pop	Per 100K pop	
34	11.3	3,447	5,569	31.8	1,629	57.13	-	42.85		44
Total										
Metro										
Non-Metro										

ALL CAUSES		ACCIDENTS		MORTALITY RATES								
Total	Per 1K pop	Motor vehicle	Non-motor vehicle	Cancer	Major Cardiovas	Homicide	Infectious and Parasitic Diseases	Influenza and Pneumonia	Suicide	Tuberculosis	Infant	Maternal
Per 1K pop	Per 100K pop	Per 100K pop	Per 100K pop	Per 100K pop	Per 100K pop	Per 100K pop	Per 100K pop	Per 100K pop	Per 100K pop	Per 100K pop	Per 1K Live Births	Per 1K Live Births
9.21	42.65	26.57	107.13	485.64	-	14.26	49.99	7.14	-	-	24.65	
Total												
Metro												
Non-Metro												

LOCAL GOVERNMENT FINANCES			
GENERAL REVENUE		GENERAL DIRECT EXPENDITURES	
Total	Taxes	Total	Health
Per cent	Per cent	Per capita	Per capita
Mill. Dol.	Mill. Dol.	Mill Dol	Mill. Dol.
Dollars	Dollars	Dollars	Dollars
2.2	27.2	0.5984	42.74
2.1	15.1	0.3171	22.65
Total			



COUNTY and/or STATE		FORREST CON, MS											
POPULATION		FAMILIES			INCOME			NON-FEDERAL M.D.'S				HOSPITALS	
Total	Per square mile	65 years and over	Total	Median family income	Families below low income level	Per capita	Total	Hosp based	Non-hosp based	Total	Beeds		
		Percent	Dollars	Dollars	Percent	Dollars	Per 100K pop	Per 100K	Per 100K	Per 100K			
Total	124	9.4	14,151	6,756	21.9	2,205	126.19	-	119.28	2	351		
Metro													
Non-Metro	57,849												

ALL CAUSES		ACCIDENTS		MORTALITY RATES									
Total	Per 1K pop	Motor vehicle	Non-motor vehicle	Cancer	Major Cardiovas	Homicide	Infectious and Parasitic Ulcerases	Influenza and Pneumonia	Suicide	Tuberculosis	Infant	Maternal	
	Per 100K pop	Per 100K pop	Per 100K pop	Per 100K pop	Per 100K pop	Per 100K pop	Per 100K pop	Per 100K pop	Per 100K pop	Per 100K pop	Per 1K Live Births	Per 1K Live Births	
Total	9.71	31.12	25.93	134.83	449.45	17.24	8.64	43.22	3.46	-	26.62		
Metro													
Non-Metro													

LOCAL GOVERNMENT FINANCES		GENERAL DIRECT EXPENDITURES			
GENERAL REVENUE		Taxes		Health	
Total	Per capita	Total	Per capita	Total	Per capita
Mill. Dol.	Percent	Mill. Dol.	Dollars	Mill. Dol.	Dollars
Total	37.6	4.40	76.06	12.9	34.05
Percent				Percent	
11.7				15.3	
				1.97	

COUNTY and/or STATE		GEORGIA CON, MS													
POPULATION		FAMILIES			INCOME			NON-FEDERAL M.D.'S				HOSPITALS			
Total	Per square mile	Total	65 years and over	Median family income	Families Below low income level	Per capita	Total	Hosp based	Non-hosp based	Total	Per 100K	Per 100K	Per 100K	Total	Beds
			Percent	Dollars	Percent	Dollars	Per 100K	Per 100K	Per 100K	Per 100K	Dollars	Per 100K	Per 100K	Per 100K	
Total	26	3,149	8.8	6,617	21.6	1,934	48.16	-	48.16	48.16					60
Metro															
Non-Metro		12,459													

MORTALITY RATES																												
ALL CAUSES				ACCIDENTS				HOMICIDE				INFECTIOUS AND PARASITIC DISEASES				INFLUENZA AND PNEUMONIA		SUICIDE		TUBERCULOSIS		INFANT		MATERNAL				
Total	Per 1K pop	Per 100K pop	Per 100K pop	Total	Motor vehicle	Non-motor vehicle	Per 100K pop	Per 100K pop	Per 100K pop	Per 100K pop	Per 100K pop	Per 100K pop	Per 100K pop	Per 100K pop	Per 100K pop	Per 100K pop	Per 100K pop	Per 100K pop	Per 100K pop	Per 100K pop	Per 100K pop	Per 100K pop	Per 100K pop	Per 100K pop	Per 100K pop	Per 100K pop	Per 100K pop	
Total	9.07	32.11	8.03	176.58	491.32	6.03	6.03	6.03	32.11	6.03	6.03	6.03	32.11	6.03	6.03	6.03	6.03	6.03	6.03	6.03	6.03	6.03	6.03	6.03	6.03	6.03	6.03	6.03
Metro																												
Non-Metro																												

LOCAL GOVERNMENT FINANCES									
GENERAL REVENUE					GENERAL DIRECT EXPENDITURES				
Total	Percent	Mill. Dol.	Per Capita	Total	Total	Per Capita	Mill. Dol.	Percent	Mill. Dol.
Total	18.2	0.455	36.52	2.4	22.3	0.535	42.96	22.3	0.535
Metro									
Non-Metro									

COUNTY and/or STATE		GREENBELT, MS												
POPULATION		FAMILIES			INCOME		NON-FEDERAL M.D.'S		HOSPITALS					
Total	Per square mile	65 years and over	Percent	Total	Median family income	Families Below low income level	Percent	Dollars	Per capita	Total	Hosp based	Non-hosp based	Total	Beds
Total	12									24.08	-	24.08	-	-
Metro														
Non-Metro	8,545													

ALL CAUSES		ACCIDENTS				MORTALITY RATES																		
Total	Per 1K pop	Motor vehicle	Per 100K pop	Non-motor vehicle	Per 100K pop	Cancer	Per 100K pop	Major Cardiovas	Per 100K pop	Homicide	Per 100K pop	Infectious and Parasitic Diseases	Per 100K pop	Influenza and Pneumonia	Per 100K pop	Suicide	Per 100K pop	Tuberculosis	Per 1K Live Births	Infant	Per 1K Live Births	Maternal	Per 1K Live Births	
																								11.23
Total																								
Metro																								
Non-Metro																								

LOCAL GOVERNMENT FINANCES							
GENERAL REVENUE		GENERAL DIRECT EXPENDITURES					
Total	Percent	Taxes		Health			
		Per capita	Per capita	Total	Per capita		
Mill.Dol.	Percent	Mill.Dol.	Dollars	Mill.Dol.	Dollars		
1.5	20.9	0.3135	36.69	1.3	2.2	0.0286	3.35

COUNTY and/or STATE		GARNADA COUNTIES											
POPULATION		FAMILIES			INCOME			NON-FEDERAL M.D.'S				HOSPITALS	
Total	Per square mile	65 years and over	Total	Median family income	Families Below low income level	Per capita	Total	Hosp based	Non-hosp based	Total	Beds		
		Percent	Dollars	Dollars	Percent	Dollars	Per 100K pop	Per 100K	Per 100K	Per 100K			
	46	11.1	4,940	6,506	27.9	1,930	75.55	5.04	65.48	1	96		
Total													
Metro													
Non-Metro	19,854												

ALL CAUSES		ACCIDENTS			MORTALITY RATES							
Total	Per 1K pop	Motor vehicle	Non-motor vehicle	Cancer	Major Cardiovas	Homicide	Infectious and Parasitic Diseases	Influenza and Pneumonia	Suicide	Tuberculosis	Infant	Maternal
	Per 100K pop	Per 100K pop	Per 100K pop	Per 100K pop	Per 100K pop	Per 100K pop	Per 100K pop	Per 100K pop	Per 100K pop	Per 100K pop	Per 1K Live Births	Per 1K Live Births
Total												
Metro	35.26	35.26										
Non-Metro	11.33		110.86		639.67	10.07	10.07	20.15	10.07	-	21.95	

LOCAL GOVERNMENT FINANCES			
GENERAL REVENUE		GENERAL DIRECT EXPENDITURES	
Total	Taxes	Total	Health
Mil. Dol.	Percent	Mil Dol	Dollars
4.1	31.7	1.300	1.186
		65.46	59.72
		3.8	
		31.2	

COUNTY and/or STATE		HARRISON CON, MS				NON-FEDERAL M.D.'S				HOSPITALS			
POPULATION		FAMILIES		INCOME		Total		Non-hosp based		Total		Beds	
Total	Per square mile	65 years and over	Total	Median family income	Families Below low income level	Per capita	Hosp based	Non-hosp based	Total	Total	Total	Total	Total
		Percent	Dollars	Dollars	Percent	Dollars	Per 100K	Per 100K	Per 100K	Per 100K	Per 100K	Per 100K	
Total	230	6.8	7,227	2,307	17.4	97.34	7.43	72.08	2	376			
Metro	134,582												
Non-Metro													

ALL CAUSES		ACCIDENTS		Homicide		Infectious and Parasitic Diseases		Influenza and Pneumonia		Suicide		Tuberculosis		Infant		Maternal	
Total	Per 100K pop	Motor vehicle	Non-motor vehicle	Per 100K pop	Per 100K pop	Per 100K pop	Per 100K pop	Per 100K pop	Per 100K pop	Per 100K pop	Per 100K pop	Per 100K pop	Per 100K pop	Per 1K Live Births	Per 1K Live Births	Per 1K Live Births	Per 1K Live Births
Total	7.69	27.49	40.87	11.15	2.77	26.01	7.43	1.49	19.61								
Metro																	
Non-Metro																	

LOCAL GOVERNMENT FINANCES							
GENERAL REVENUE		GENERAL DIRECT EXPENDITURES					
Taxes		Health					
Total	Per capita	Total	Per capita				
MI, Dol.	Dollars	MI, Dol.	Dollars				
Percent	Percent	Percent	Percent				
Total	43.0	10.9	80.99	27.2	2.61	9.6	9.39
MI, Dol.	10.9	80.99	27.2	2.61	9.6	9.39	
Percent	43.0	10.9	80.99	27.2	2.61	9.6	9.39

0672



COUNTY and/or STATE		HINDS CON, MS				NON-FEDERAL M.D.'S				HOSPITALS	
POPULATION		FAMILIES		INCOME		Total		Total		Total	
Total	Per square mile	Total	Median family income	Families Below low income level	Dollars	Percent	Per capita	Hosp based	Non-hosp based	Beds	Beds
								Per 100K	Per 100K	Per 100K	Per 100K
	245	51,873	8,268	19.1	2,639			77.68	144.20	6	1,220
Total											
Metro											
Non-Metro											

ALL CAUSES		ACCIDENTS		MORTALITY RATES		Homicide		Infectious and Parasitic Diseases		Influenza and Pneumonia		Suicide		Tuberculosis		Infant		Maternal	
Total	Per 1K pop	Motor vehicle	Non-motor vehicle	Per 100K pop	Per 100K pop	Per 100K pop	Per 100K pop	Per 100K pop	Per 100K pop	Per 100K pop	Per 100K pop	Per 100K pop	Per 100K pop	Per 100K pop	Per 100K pop	Per 1K Live Births	Per 1K Live Births	Per 1K Live Births	Per 1K Live Births
	8.40	36.28	35.35	114.43	322.67	20.47	6.51	22.33	9.30	1.40	20.67								
Total																			
Metro																			
Non-Metro																			

LOCAL GOVERNMENT FINANCES			
GENERAL REVENUE		GENERAL DIRECT EXPENDITURES	
Total	Taxes	Total	Health
Per capita	Per capita	Per capita	Per capita
Mill. Dol.	Percent	Mill. Dol.	Percent
52.3	55.6	48.4	5.9
	29.08	135.27	2.86
		48.4	13.30
		48.4	13.30

COUNTY and/or STATE		HOLMES COUNTY, MS				NON-FEDERAL M.D.'S				HOSPITALS	
POPULATION		FAMILIES		INCOME		Total		Per 100K		Total	
Total	Per square mile	Total	65 years and over	Median family income	Families below low income level	Per capita	Hosp based	Non-hosp based	Per 100K	Total	Beds
	Percent	Dollars	Dollars	Dollars	Percent	Dollars	Per 100K	Per 100K	Per 100K		
Total	30	5,042	13.3	3,089	53.0	1,156	-	25.95	25.95	2	70
Metro											
Non-Metro											

MORTALITY RATES																								
ALL CAUSES		ACCIDENTS			Cancer		Major Cardiovas		Homicide		Infectious and Parasitic Diseases		Influenza and Pneumonia		Suicide		Tuberculosis		Infant		Maternal			
Total	Per 1K pop	Motor vehicle	Non-motor vehicle	Per 100K pop	Per 100K pop	Per 100K pop	Per 100K pop	Per 100K pop	Per 100K pop	Per 100K pop	Per 100K pop	Per 100K pop	Per 100K pop	Per 100K pop	Per 100K pop	Per 100K pop	Per 100K pop	Per 1K Live Births	Per 1K Live Births	Per 1K Live Births	Per 1K Live Births	Per 1K Live Births		
Total	25.95	25.95	42.25	224.91	122.32	25.95	4.65	51.90	21.63	-	-	-	-	-	-	-	-	-	-	-	-	-	-	
Metro																								
Non-Metro																								

LOCAL GOVERNMENT FINANCES					
GENERAL REVENUE			GENERAL DIRECT EXPENDITURES		
Total	Percent	Per capita	Total	Percent	Per capita
Mill. Dol.	Mill. Dol.	Dollars	Mill. Dol.	Mill. Dol.	Dollars
Total	21.8	52.77	5.6	7.3	18.11
Taxes	1.22	52.77	0.419	18.11	
Health					



COUNTY and/or STATE		HUNDEPREYS CON, MS				NON-FEDERAL M.D.'S				HOSPITALS	
POPULATION		FAMILIES		INCOME		Total		Per 100K		Total	
Total	Per square mile	Total	65 years and over	Median family income	Families Below low income level	Per capita	Hosp based	Non-hosp based	Per 100K	Per 100K	Beds
	Percent	Dollars	Percent	Dollars	Percent	Dollars	Per 100K pop	Per 100K pop			
35	10.7	3,331	53.8	1,222	47.94	6.85	41.02				35
Total											
Metro											
Non-Metro											

ALL CAUSES		ACCIDENTS		MORTALITY RATES								
Total	Per 1K pop	Motor vehicle	Non-motor vehicle	Cancer	Major Cardiovas	Homicide	Infectious and Parasitic Diseases	Influenza and Pneumonia	Suicide	Tuberculosis	Infant	Maternal
Per 1K pop	Per 100K pop	Per 100K pop	Per 100K pop	Per 100K pop	Per 100K pop	Per 100K pop	Per 100K pop	Per 100K pop	Per 100K pop	Per 100K pop	Per 1K Live Births	Per 1K Live Births
13.01	47.94	68.48	164.37	636.94	13.70	-	6.85	-	-	6.85	62.86	
Total												
Metro												
Non-Metro												

LOCAL GOVERNMENT FINANCES			
GENERAL REVENUE		GENERAL DIRECT EXPENDITURES	
Total	Taxes	Total	Health
Per capita	Per capita	Per capita	Per capita
Mill. Dol.	Mill. Dol.	Mill. Dol.	Mill. Dol.
Percent	Percent	Percent	Percent
31.2	0.967	3.0	0.222
3.1	66.24	7.4	15.20
Total			

COUNTY and/or STATE											
JEFFERSON DAVIS CON, MS					NON-FEDERAL M.D.'S						
POPULATION			FAMILIES			INCOME			HOSPITALS		
Total	Per square mile	65 yrs and over	Total	Median family income	Families below low income level	Per capita	Total	Hosp based	Non-hosp based	Total	Beds
Per 1000 pop	Percent	Percent	Dollars	Dollars	Percent	Dollars	Per 100K pop	Per 100K pop	Per 100K pop	Per 100K pop	
31	10.3	10.3	3,020	4,555	39.8	1,549	38.65	-	38.65	38.65	41
Total Metro											
Non-Metro											
			12,936								

MORTALITY RATES																					
ALL CAUSES		ACCIDENTS		Cancer		Major Cardiovas		Homicide		Infectious and Parasitic Diseases		Influenza and Pneumonia		Suicide		Tuberculosis		Infant		Maternal	
Total	Per 1K pop	Motor vehicle	Non-motor vehicle	Per 100K pop	Per 100K pop	Per 100K pop	Per 100K pop	Per 100K pop	Per 100K pop	Per 100K pop	Per 100K pop	Per 100K pop	Per 100K pop	Per 100K pop	Per 100K pop	Per 100K pop	Per 100K pop	Per 1K Live Births	Per 1K Live Births	Per 1K Live Births	Per 1K Live Births
10.59	54.11	46.38	46.38	216.45	448.36	-	7.73	-	-	-	-	-	-	-	-	-	-	43.05			
Total Metro																					
Non-Metro																					

LOCAL GOVERNMENT FINANCES						
GENERAL REVENUE				GENERAL DIRECT EXPENDITURES		
Total	Percent	Mill. Dol.	Per capita	Total	Percent	Per capita
Mill. Dol.	Percent	Mill. Dol.	Dollars	Mill. Dol.	Percent	Dollars
2.4	21.7	0.5208	40.26	2.3	15.8	0.3634
						28.09

COUNTY and/or STATE		JONES CON, MS											
POPULATION		FAMILIES			INCOME			NON-FEDERAL M.D.'S				HOSPITALS	
Total	Per square mile	Total	65 years and over	Median family income	Families Below low income level	Total	Total	Itosp based	Non-Itosp based	Total	Total	Itosp based	Non-Itosp based
	Percent	Dollars	Percent	Dollars	Percent	Per 100K pop	Per 100K pop	Per 100K pop	Per 100K pop	Per 100K pop	Per 100K pop	Per 100K pop	Per 100K pop
80	10.6	6,626	14.309	2,067	14.309	83.40	1.77	74.52		5			403
Total Metro													
Non-Metro		56,357											

ALL CAUSES		ACCIDENTS		MORTALITY RATES									
Total	Per 1K pop	Motor vehicle	Non-motor vehicle	Cancer	Major Cardiovas	Homicide	Infectious and Parasitic Diseases	Influenza and Pneumonia	Suicide	Tuberculosis	Infant	Maternal	
Per 1K pop	Per 100K pop	Per 100K pop	Per 100K pop	Per 100K pop	Per 100K pop	Per 100K pop	Per 100K pop	Per 100K pop	Per 100K pop	Per 100K pop	Per 1K Live Births	Per 1K Live Births	
11.55	44.36	42.59	154.37	539.42	6.87	6.67	51.46	5.32	1.77	30.30			
Total Metro													
Non-Metro													

LOCAL GOVERNMENT FINANCES			
GENERAL REVENUE		GENERAL DIRECT EXPENDITURES	
Total	Taxes	Total	Health
Per cent	Per cent	Per capita	Per capita
Mill. Dol.	Mill. Dol.	Mill. Dol.	Dollars
Percent	Percent	Percent	Percent
27.6	4.81	85.35	1.17
12.8	37.6	13.1	20.76
Total Metro			
Non-Metro			

COUNTY and/or STATE		LAMAR, MS											
POPULATION		FAMILIES			INCOME			NON-FEDERAL M.D.'S				HOSPITALS	
Total	Per square mile	65 years and over	Total	Median Family Income	Families Below low income level	Per capita	Total	Hosp Based	Non-hosp Based	Total	Total	Beils	
		Percent	Dollars	Dollars	Percent	Dollars	Per 100K	Per 100K	Per 100K	Per 100K	Per 100K		
	30	10.4	3,934	5,703	27.8	1,852	39.45	-	32.88	-	-	-	
Total													
Metro													
Non-Metro	15,209												

MORTALITY RATES																				
ALL CAUSES		ACCIDENTS			Cancer		Major Cardiovas		Homicide		Infectious and Parasitic Diseases		Suicide		Tuberculosis		Infant		Maternal	
Total	Per 1K pop	Motor vehicle	Non-motor vehicle	Per 100K pop	Per 100K pop	Per 100K pop	Per 100K pop	Per 100K pop	Per 100K pop	Per 100K pop	Per 100K pop	Per 100K pop	Per 100K pop	Per 100K pop	Per 100K pop	Per 100K pop	Per 1K Live Births	Per 1K Live Births	Per 1K Live Births	
	10.65	52.60	46.03	144.65	493.13	13.15	14.72	6.58	-	22.58	32.88									
Total																				
Metro																				
Non-Metro																				

LOCAL GOVERNMENT FINANCES					
GENERAL REVENUE			GENERAL DIRECT EXPENDITURES		
Total	Percent	Per capita	Total	Percent	Per capita
Mill. Dol.	Mill. Dol.	Dollars	Mill. Dol.	Mill. Dol.	Dollars
2.7	26.4	46.87	2.5	1.5	2.47
	0.7128			0.0375	

0678

COUNTY and/or STATE		LEASER CON. MS		NON-FEDERAL M.D.'S		HOSPITALS	
POPULATION		FAMILIES		INCOME		NON-HOSP based	
Total	Per square mile	Total	Median family income	Families Below low income level	Total	Hosp based	Total
	65 years and over		Dollars	Percent	Per 100K	Per 100K	Per 100K
	Percent		Dollars	Percent	Per 100K	Per 100K	Per 100K
Total	29	4,482	4,298	38.5	52.68	5.85	40.97
Metro	13.4						
Non-Metro	17.085						

ALL CAUSES		ACCIDENTS		MORTALITY RATES		HOSPITALS	
Total	Per 100K pop	Motor vehicle	Non-motor vehicle	Cancer	Major Cardiovas	Homicide	Infectious and Parasitic Diseases
Per 1K pop	Per 100K pop	Per 100K pop	Per 100K pop	Per 100K pop	Per 100K pop	Per 100K pop	Per 100K pop
Per 1K pop	Per 100K pop	Per 100K pop	Per 100K pop	Per 100K pop	Per 100K pop	Per 100K pop	Per 100K pop
Total	13.52	93.65	46.82	216.56	678.96	29.27	11.21
Metro							
Non-Metro							

LOCAL GOVERNMENT FINANCES		GENERAL DIRECT EXPENDITURES	
GENERAL REVENUE		Taxes	
Total	Per capita	Total	Per capita
Mill. Dol.	Per cent	Mill. Dol.	Per cent
Total	3.0	20.4	0.6120
			35.82
			33
			12.5
			0.4125
			24.14

COUNTY and/or STATE		LEFLORE CON, MS				NON-FEDERAL M.D.'S				HOSPITALS	
POPULATION		FAMILIES		INCOME		NON-HOSP based		HOSP based		Total	
Total	Per square mile	65 years and over	Total	Median family income	Families Below low income level	Per capita	Total	Total	Total	Total	Beds
		Percent	Dollars	Dollars	Percent	Dollars	Per 100K	Per 100K	Per 100K	Per 100K	
Total	71	10.4	5,311	36.4	1,778	66.49	66.49	66.49	66.49	176	
Metro											
Non-Metro	42,111										

MORTALITY RATES																					
ALL CAUSES		ACCIDENTS		Cancer		Major Cardiovas		Homicide		Infectious and Parasitic Diseases		Influenza and Pneumonia		Suicide		Tuberculosis		Infant		Maternal	
Total	Per 1K pop	Motor vehicle	Non-motor vehicle	Per 100K pop	Per 100K pop	Per 100K pop	Per 100K pop	Per 100K pop	Per 100K pop	Per 100K pop	Per 100K pop	Per 100K pop	Per 100K pop	Per 100K pop	Per 100K pop	Per 100K pop	Per 100K pop	Per 1K Live Births	Per 1K Live Births	Per 1K Live Births	
Total	12.02	28.50	35.62	151.98	596.04	7.50	23.75	30.87	21.37	-	-	-	-	-	-	-	-	36.97			
Metro																					
Non-Metro																					

LOCAL GOVERNMENT FINANCES					
GENERAL REVENUE			GENERAL DIRECT EXPENDITURES		
Taxes			Health		
Total	Per cent	Per capita	Total	Per cent	Per capita
Mil.Dol.	Percent	Mil.Dol.	Mil.Dol.	Percent	Mil.Dol.
Total	9.3	36.7	80.93	19.6	44.17
		3.41	9.5	1.85	

0630



COUNTY and/or STATE		M'DISSON CON., MS											
POPULATION		FAMILIES			INCOME			NON-FEDERAL M. D. S.				HOSPITALS	
Total	Per square mile	65 years and over	Total	Median family income	Families Below low income level	Per capita	Total	Hosp based	Non-hosp based	Total	Beds		
	Percent	Dollars	Dollars	Percent	Dollars	Per 100K pop	Per 100K pop	Per 100K pop	Per 100K pop	Per 100K pop			
41	10.0	4,887	6,471	39.8	1,550	43.72	-	43.72	43.72	67			
Metro													
Non-Metro													

ALL CAUSES		ACCIDENTS		MORTALITY RATES									
Total	Per 1K pop	Motor vehicle	Non-motor vehicle	Cancer	Major Cardiovas	Homicide	Infectious and Parasitic Diseases	Influenza and Pneumonia	Suicide	Tuberculosis	Infant	Maternal	
Per 1K pop	Per 100K pop	Per 100K pop	Per 100K pop	Per 100K pop	Per 100K pop	Per 100K pop	Per 100K pop	Per 100K pop	Per 100K pop	Per 100K pop	Per 1K Live Births	Per 1K Live Births	
12.34	40.35	53.81	161.42	521.24	20.18	16.81	50.44	6.73	3.36	35.44			
Metro													
Non-Metro													

LOCAL GOVERNMENT FINANCES			
GENERAL REVENUE		GENERAL DIRECT EXPENDITURES	
Total	Taxes	Total	Health
Per capita	Per capita	Per capita	Per capita
Mill.Dol.	Mill.Dol.	Mill.Dol.	Mill.Dol.
Percent	Percent	Percent	Percent
27.4	1.81	7.3	0.9198
6.6		30.93	



COUNTY and/or STATE		MARRION COV., IN											
POPULATION		FAMILIES			INCOME			NON-FEDERAL M.D.'S				HOSPITALS	
Total	Per square mile	65 years and over	Total	Median family income	Families Below low income level	Per capita	Total	Hosp based	Non-hosp based	Total	Beds		
		Percent	Dollars	Dollars	Percent	Dollars	Per 100K	Per 100K	Per 100K	Per 100K			
Total	42	10.7	4,976	4,976	36.8	1,612	69.96	-	56.84	1	82		
Metro													
Non-Metro	22,871												

MORTALITY RATES	
ACCIDENTS	
Total	Per 1K pop
Motor vehicle	Non-motor vehicle
Total	48.10
Metro	
Non-Metro	34.98

MORTALITY RATES	
Total	Per 100K pop
Major Cardiovas	555.29
Cancer	196.76
Homicide	30.61
Infectious and Parasitic Diseases	13.12
Influenza and Pneumonia	30.61
Suicide	4.37
Tuberculosis	4.37
Infant	31.85
Maternal	Per 1K Live Births
	Per 1K Live Births

LOCAL GOVERNMENT FINANCES	
GENERAL REVENUE	
Total	Per capita
Taxes	Health
Total	
Mil. Dol.	Dollars
4.7	47.88
Percent	Percent
23.3	13.9
Mil. Dol.	Mil. Dol.
1.095	0.639
Dollars	Dollars
4.6	27.96



COUNTY and STATE		MONTGOMERY CON, MS									
POPULATION		FAMILIES		INCOME			NON-FEDERAL M.D.'S			HOSPITALS	
Total	Per square mile	Total	65 years and over	Median family income	Families Below low income level	Per capita	Total	Hosp based	Non-hosp based	Total	Beds
	Percent	Dollars	Percent	Dollars	Percent	Dollars	Per 100K	Per 100K	Per 100K	Per 100K	
32	13.1	3,237	37.8	4,892	1.571	38.71	-	38.71			58
Total											
Metro											
Non-Metro		12,918									

ALL CAUSES		ACCIDENTS		MORTALITY RATES								
Total	Per 1K pop	Motor vehicle	Non-motor vehicle	Cancer	Major Cardiovas	Homicide	Infectious and Parasitic Diseases	Influenza and Pneumonia	Suicide	Tuberculosis	Infant	Maternal
	Per 100K pop	Per 100K pop	Per 100K pop	Per 100K pop	Per 100K pop	Per 100K pop	Per 100K pop	Per 100K pop	Per 100K pop	Per 100K pop	Per 1K Live Births	Per 1K Live Births
13.39	7.74	61.93	137.34	797.34	30.56	15.48	15.48	15.48	-	7.74	31.45	
Total												
Metro												
Non-Metro												

GENERAL REVENUE		LOCAL GOVERNMENT FINANCES		GENERAL DIRECT EXPENDITURES	
Total	Taxes	Total	Per capita	Total	Per capita
Mill.Dol.	Dollars	Mill.Dol	Dollars	Mill.Dol	Dollars
4.9	32.7	1.60	123.86	5.5	42.15
		Percent	Percent	Percent	Percent
		32.7	123.86	5.5	42.15
		1.60	123.86	5.5	42.15
		Percent	Percent	Percent	Percent
		32.7	123.86	5.5	42.15



COUNTY and/or STATE		PEARL RIVER CON, MS								
POPULATION		FAMILIES		INCOME		NON-FEDERAL M.D.'S			HOSPITALS	
Total	Per square mile	Total	Median family income	Families Below low income level	Per capita	Total	Hosp based	Non-hosp based	Total	Beds
			Dollars	Percent	Dollars	Per 100K pop	Per 100K pop	Per 100K pop	Per 100K pop	
	34	6,981	6,392	26.1	2,009	46.76	3.60	43.16		103
Total										
Metro										
Non-Metro										

ALL CAUSES		ACCIDENTS		MORTALITY RATES								
Total	Per 1K pop	Motor vehicle	Non-motor vehicle	Cancer	Major Cardios	Homicide	Infectious and Parasitic Diseases	Influenza and pneumonia	Suicide	Tuberculosis	Infant	Maternal
	Per 100K pop	Per 100K pop	Per 100K pop	Per 100K pop	Per 100K pop	Per 100K pop	Per 100K pop	Per 100K pop	Per 100K pop	Per 100K pop	Per 1K Live Births	Per 1K Live Births
	46.76	50.36	133.08	435.22	3.6	50.36	7.19	41.25				
Total												
Metro												
Non-Metro												

LOCAL GOVERNMENT FINANCES		GENERAL DIRECT EXPENDITURES			
GENERAL REVENUE		Taxes		Health	
Total	Per cent	Total	Per capita	Total	Per capita
	Percent	Mill.Dol.	Dollars	Mill.Dol.	Dollars
	28.9	2.05	73.81	8.6	10.7
Total					
Metro					
Non-Metro					

0684



COUNTY and/or STATE		PERRY CON, MS								
POPULATION		FAMILIES		INCOME		NON-FEDERAL M.D.'S		HOSPITALS		
Total	Per square mile	Total	Median family income	Families Below low income level	Per capita	Total	Hosp based	Non-hosp based	Total	Beds
			Dollars	Percent	Dollars	Per 100K	Per 100K	Per 100K	Per 100K	
	14	2,240	5,390	30.8	1,504	22.06	-	22.06	-	-
Total										
Metro										
Non-Metro										
		9,065								

ALL CAUSES		ACCIDENTS		MORTALITY RATES		Suicide		Tuberculosis		Maternal	
Total	Per 100K pop	Motor vehicle	Non-motor vehicle	Homicide	Infectious and Parasitic Diseases	Influenza and Pneumonia	Per 100K pop	Per 100K pop	Per 100K pop	Per 100K pop	Per 1K Live Births
	88.25	44.13	88.25	11.03	11.03	33.04	11.03	-	-	35.	
Total											
Metro											
Non-Metro											

LOCAL GOVERNMENT FINANCES		GENERAL REVENUE		GENERAL DIRECT EXPENDITURES	
Total	Per cent	Total	Per capita	Total	Per capita
Mill.Dol.	Percent	Mill.Dol.	Dollars	Mill.Dol.	Dollars
	23.7	0.3792	41.83	4.9	0.0098
Total					

COUNTY and/or STATE		RANKIN CON, MS								
POPULATION		FAMILIES		INCOME		NON-FEDERAL M.D.'S			HOSPITALS	
Total	Per square mile	Total	Median family income	Families Below low income level	Per capita	Total	Hosp based	Non-hosp based	Total	Beds
57		9,993	Dollars 7,629	Percent 15.9	Dollars 2,003	Per 100K 52.3%	Per 100K 31.87	Per 100K 18.21	1	57
Total										
Metro										
Non-Metro										

ALL CAUSES		ACCIDENTS		MORTALITY RATES								
Total	Per 1K pop	Motor vehicle	Non-motor vehicle	Cancer	Major Cardiovas	Homicide	Infectious and Parasitic Diseases	Influenza and Pneumonia	Suicide	Tuberculosis	Infant	Maternal
Per 100K pop	Per 100K pop	Per 100K pop	Per 100K pop	Per 100K pop	Per 100K pop	Per 100K pop	Per 100K pop	Per 100K pop	Per 100K pop	Per 100K pop	Per 1K Live Births	Per 1K Live Births
6.92	36.42	29.59	85.50	309.56	9.10	9.10	70.49	4.55	26.00			
Total												
Metro												
Non-Metro												

LOCAL GOVERNMENT FINANCES			
GENERAL REVENUE		GENERAL DIRECT EXPENDITURES	
Total	Per capita	Total	Per capita
4.7		5.0	
Mil.Dol.	Percent	Mil.Dol.	Percent
35.2	1.654	37.66	0.035
			0.80

0686



COUNTY and/or STATE		SCOTT CON, MS									
POPULATION		FAMILIES		INCOME			NON-FEDERAL M D'S			HOSPITALS	
Total	Per square mile	Total	65 years and over	Median family income	Families Below low income level	Per capita	Total	Hosp based	Non-hosp based	Total	Beds
			Percent	Dollars	Percent	Dollars	Per 100K pop	Per 100K pop	Per 100K pop	Per 100K pop	
	35	5,345	11.1	4,998	32.6	1,575	37.44	-	37.44	1	48
Total Metro											
Non-Metro	21,369										

ALL CAUSES		MORTALITY RATES																		
ACCIDENTS		Cancer		Major Cardiovas		Homicide		Infectious and Parasitic Diseases		Influenza and Pneumonia		Suicide		Tuberculosis		Infant		Maternal		
Total	Per 1K pop	Motor vehicle	Non-motor vehicle	Per 100K pop	Per 100K pop	Per 100K pop	Per 100K pop	Per 100K pop	Per 100K pop	Per 100K pop	Per 100K pop	Per 100K pop	Per 100K pop	Per 100K pop	Per 100K pop	Per 1K Live Births	Per 1K Live Births	Per 1K Live Births	Per 1K Live Births	
	12.73	42.12	18.72	187.19	744.07	18.72	18.72	32.76												
Total Metro																				
Non-Metro																				27.52

LOCAL GOVERNMENT FINANCES					
GENERAL REVENUE			GENERAL DIRECT EXPENDITURES		
Total	Percent	Per capita	Total	Percent	Per capita
Mill. Dol.	Mill. Dol.	Dollars	Mill Dol	Percent	Mill. Dol. Dollars
4.4	25.4	52.30	4.4	5.0	10.30
	1.118			0.22	

COUNTY and/or STATE		SHARKEY CO., MS								
POPULATION		FAMILIES		INCOME		NON-FEDERAL M.D.'S			HOSPITALS	
Total	Per square mile	Total	65 years and over	Median family income	Families Below low income level	Total	Hosp based	Non-hosp based	Total	Beds
			Percent	Dollars	Percent	Per 100K pop	Per 100K	Per 100K	Per 100K	
Total	20	1,831	9.9	3,800	46.8	33.57	-	22.38		
Metro										
Non-Metro		8,937								

ALL CAUSES		ACCIDENTS		MORTALITY RATES								
Total	Per 1K pop	Motor vehicle	Non-motor vehicle	Cancer	Major Cardiovas	Homicide	Infectious and Parasitic Diseases	Influenza and Pneumonia	Suicide	Tuberculosis	Infant	Maternal
	Per 100K pop	Per 100K pop	Per 100K pop	Per 100K pop	Per 100K pop	Per 100K pop	Per 100K pop	Per 100K pop	Per 100K pop	Per 100K pop	Per 1K Live Births	Per 1K Live Births
Total	10.97	22.38	44.76	134.27	570.66	11.19	-	55.95	-	11.19	24.39	
Metro												
Non-Metro												

LOCAL GOVERNMENT FINANCES							
GENERAL REVENUE		GENERAL DIRECT EXPENDITURES					
Total	Taxes	Total	Health				
Per capita	Per capita	Per capita	Per capita				
Mill.Dol.	Mill.Dol.	Mill.Dol.	Mill.Dol.				
Percent	Percent	Percent	Percent				
Total	30.3	0.5454	61.03	1.8	7.6	0.1368	15.31

0688

COUNTY and/or STATE		SIMPSON CON., MS			NON-FEDERAL M.D.'S			HOSPITALS	
POPULATION		FAMILIES		INCOME		Total		Total	
Total	Per square mile	Total	Median family income	Families Below low income level	Per capita	Hosp based	Non-hosp based	Total	Beds
	Percent	Dollars	Dollars	Percent	Dollars	Per 100K	Per 100K	Per 100K	
	34	5,000	5,418	30.4	1,693	50.13	5.01	40.11	2
Total	11.7								90
Metro									
Non-Metro		19,947							

ALL CAUSES		ACCIDENTS		MORTALITY RATES								
Total	Per 1K pop	Motor vehicle	Non-motor vehicle	Cancer	Major Cardiovas	Homicide	Infectious and Parasitic Diseases	Influenza and Pneumonia	Suicide	Tuberculosis	Infant	Maternal
	Per 100K pop	Per 100K pop	Per 100K pop	Per 100K pop	Per 100K pop	Per 100K pop	Per 100K pop	Per 100K pop	Per 100K pop	Per 100K pop	Per 1K Live Births	Per 1K Live Births
Total	11.58	50.16	20.05	220.59	536.42	30.06		35.09	5.01	-	29.27	
Metro												
Non-Metro												

LOCAL GOVERNMENT FINANCES							
GENERAL REVENUE		GENERAL DIRECT EXPENDITURES					
Total	Taxes	Total	Health				
Per capita	Per capita	Per capita	Per capita				
Mill. Dol.	Mill. Dol.	Mill Dol	Mill. Dol.				
Percent	Percent	Dollars	Dollars				
Percent	Percent	Percent	Percent				
Mill. Dol.	Mill. Dol.	Mill Dol	Mill. Dol.				
Dollars	Dollars	Dollars	Dollars				
3.2	23.3	0.7456	37.38	3.0	11.8	0.3540	17.75



COUNTY and/or STATE		SMITH CO., MS										
POPULATION		FAMILIES			INCOME			NON-FEDERAL M.D.'S			HOSPITALS	
Total	Per square mile	Total	65 years and over	Median family income	Families Below low income level	Per capita	Total	Hosp based	Non-hosp based	Total	Beds	
			Percent	Dollars	Percent	Dollars	Per 100K	Per 100K	Per 100K	Per 100K		
Total	21	3,605	11.3	5,473	32.9	1,752	29.50	-	29.50	-	-	
Metro												
Non-Metro	13,561											

MORTALITY RATES																					
ALL CAUSES		ACCIDENTS			Major Cardiovas			Homicide		Infectious and Parasitic Diseases		Influenza and Pneumonia		Suicide		Tuberculosis		Infant		Maternal	
Total	Per 1K pop	Motor vehicle	Non-motor vehicle	Cancer	Per 100K pop	Per 100K pop	Per 100K pop	Per 100K pop	Per 100K pop	Per 100K pop	Per 100K pop	Per 100K pop	Per 100K pop	Per 100K pop	Per 100K pop	Per 100K pop	Per 100K pop	Per 1K Live Births	Per 1K Live Births	Per 1K Live Births	
Total																					
Metro																					
Non-Metro	11.06	66.37	36.87	162.23	612.05	7.37	7.37	7.37	7.37	7.37	7.37	7.37	7.37	7.37	7.37	-	-	33.33			

LOCAL GOVERNMENT FINANCES					
GENERAL REVENUE			GENERAL DIRECT EXPENDITURES		
Taxes			Health		
Total	Per cent	Per capita	Total	Per cent	Per capita
Mil. Dol.	Percent	Dollars	Mil Dol	Percent	Mil. Dol. Dollars
Total	27.3	40.26	2.0	1.0	1.47





COUNTY and/or STATE		STONE CON, MS									
POPULATION		FAMILIES		INCOME		NON-FEDERAL M.D.'S			HOSPITALS		
Total	Per square mile	65 years and over	Total	Median family income	Families Below low income level	Per capita	Total	Hosp based	Non-hosp based	Total	Beds
	Percent	Dollars	Dollars	Percent	Dollars	Per 100K	Per 100K	Per 100K	Per 100K	Per 100K	
	18	9.8	1,960	6,518	23.4	1,887	49.38	-	49.38	1	35
Total Metro											
Non-Metro			9,101								

ALL CAUSES		ACCIDENTS		MORTALITY RATES								
Total	Per 1K pop	Motor vehicle	Non-motor vehicle	Cancer	Major Cardiovas	Homicide	Infectious and Parasitic Diseases	Influenza and Pneumonia	Suicide	Tuberculosis	Infant	Maternal
	Per 100K pop	Per 100K pop	Per 100K pop	Per 100K pop	Per 100K pop	Per 100K pop	Per 100K pop	Per 100K pop	Per 100K pop	Per 100K pop	Per 1K Live Births	Per 1K Live Births
	12.34	111.10	24.69	160.47	641.90	24.69	12.34	-	24.69	-	37.63	
Total Metro												
Non-Metro												

LOCAL GOVERNMENT FINANCES			
GENERAL REVENUE		GENERAL DIRECT EXPENDITURES	
Total	Taxes	Total	Health
Per capita	Per capita	Per capita	Per capita
Mill. Dol.	Mill. Dol.	Mill. Dol.	Mill. Dol.
Percent	Percent	Percent	Percent
6.6	2.33	7.3	0.226
35.3	287.62	3.1	27.90
	Dollars	Mill. Dol.	Dollars



COUNTY and/or STATE		SUNFLOWER CON., MS				NON-FEDERAL M.D.'S				HOSPITALS	
POPULATION		FAMILIES		INCOME		Total		Non-hosp based		Total	
Total	Per square mile	Total	Median family income	Families Below low income level	Per capita	Total	Hosp based	Non-hosp based	Total	Beds	
			Dollars	Percent	Dollars	Per 100K	Per 100K	Per 100K	Per 100K		
Total	53	7,706	4,024	46.2	1,376	40.49	2.70	37.80	2	116	
Metro											
Non-Metro		37,047									

ALL CAUSES		ACCIDENTS		Homicide		Infectious and Parasitic Diseases		Suicide		Tuberculosis		Infant		Maternal	
Total	Per 1K pop	Motor vehicle	Non-motor vehicle	Per 100K pop	Per 100K pop	Per 100K pop	Per 100K pop	Per 100K pop	Per 100K pop	Per 100K pop	Per 100K pop	Per 1K Live Births	Per 1K Live Births	Per 1K Live Births	
Total	10.96	35.09	35.09	26.39	564.15	5.40	40.49	5.40	-	-	37.65				
Metro															
Non-Metro															

LOCAL GOVERNMENT FINANCES			
GENERAL REVENUE		GENERAL DIRECT EXPENDITURES	
Taxes		Health	
Total	Per capita	Total	Per capita
Mill. Dol.	Percent	Mill. Dol.	Percent
8.2	29.2	7.8	6.0
2.39	64.51	0.468	12.63

COUNTY and/or STATE		TALBERTCHIE CON, MS				NON-FEDERAL M.D.'S				HOSPITALS	
POPULATION		FAMILIES		INCOME		Total		Per 100K		Total	
Total	Per square mile	65 years and over	Total	Median family income	Families Below low income level	Per capita	Total	Hosp based	Non-hosp based	Total	Beds
	30	11.9	4,259	3,361	50.0	1,308	46.54	-	41.37	1	35
Metro											
Non-Metro	19,338										

ALL CAUSES		ACCIDENTS		Cancer		Major Cardiovas		Homicide		Infectious and Parasitic Diseases		Influenza and Pneumonia		Suicide		Tuberculosis		Infant		Maternal	
Total	Per 1K pop	Motor vehicle	Non-motor vehicle	Per 100K pop	Per 100K pop	Per 100K pop	Per 100K pop	Per 100K pop	Per 100K pop	Per 100K pop	Per 100K pop	Per 100K pop	Per 100K pop	Per 100K pop	Per 100K pop	Per 100K pop	Per 100K pop	Per 1K Live Births	Per 1K Live Births	Per 1K Live Births	
																					Metro
Non-Metro	13.50	56.88	62.05	134.45	749.82	15.51	10.34	31.03	-	5.17	34.63	-	-	-	-	-	-	-	-	-	-

LOCAL GOVERNMENT FINANCES		GENERAL REVENUE		GENERAL DIRECT EXPENDITURES	
Total	Per cent	Mil. Dol.	Per cent	Total	Per capita
Non-Metro	23.2	0.7885	40.79	3.3	19.11



COUNTY and/or STATE		WARREN CON, MS				NON-FEDERAL M.D.'S				HOSPITALS	
POPULATION		FAMILIES		INCOME		NON-FEDERAL M.D.'S		HOSPITALS			
Total	Per square mile	Total	65 years and over	Median family income	Families Below low income level	Total	Hosp based	Non-hosp based	Total	Beds	
			Percent	Dollars	Percent	Per 100K	Per 100K	Per 100K	Per 100K		
	77	10,809	10.6	7,368	22.3	117.83	2.22	108.93	3	439	
Total											
Metro											
Non-Metro											
		44,981									

MORTALITY RATES																					
ALL CAUSES		ACCIDENTS		Cancer		Major Cardiovas		Homicide		Infectious and Parasitic Diseases		Influenza and Pneumonia		Suicide		Tuberculosis		Infant		Maternal	
Total	Per 1K pop	Motor vehicle	Non-motor vehicle	Per 100K pop	Per 100K pop	Per 100K pop	Per 100K pop	Per 100K pop	Per 100K pop	Per 100K pop	Per 100K pop	Per 100K pop	Per 100K pop	Per 100K pop	Per 100K pop	Per 100K pop	Per 100K pop	Per 1K Live Births	Per 1K Live Births	Per 1K Live Births	
	11.72	37.79	24.90	189.97	518.00	6.69	13.34	42.24	4.45	-	32.11										
Total																					
Metro																					
Non-Metro																					

LOCAL GOVERNMENT FINANCES					
GENERAL REVENUE			GENERAL DIRECT EXPENDITURES		
Taxes			Health		
Total	Per cent	Mil. DoL.	Total	Per cent	Mil. DoL.
	45.7	3.93	87.38	8.7	0.035
Total					
Metro					
Non-Metro					

COUNTY and/or STATE		WASHINGTON CON, MS				NON-FEDERAL A.D.'S				HOSPITALS	
POPULATION		FAMILIES		INCOME		Total		Total		Total	
Total	Per square mile	65 years and over	Total	Median family income	Families Below low income level	Per capita	Hosp based	Non-hosp based	Per 100K	Per 100K	Beds
Percent	Percent	Dollars	Dollars	Percent	Dollars	Percent	Per 100K	Per 100K	Per 100K	Per 100K	
95		9.0	15,815	5,752	34.3	1,867	4.25	76.51	82.18	3	305
Total Metro											
70,581											

ALL CAUSES		ACCIDENTS		Cancer		Major Cardiovas		Homicide		Infectious and Parasitic Diseases		Suicide		Tuberculosis		Infant		Maternal	
Total	Per 1K pop	Motor vehicle	Non-motor vehicle	Per 100K pop	Per 100K pop	Per 100K pop	Per 100K pop	Per 100K pop	Per 100K pop	Per 100K pop	Per 100K pop	Per 100K pop	Per 100K pop	Per 100K pop	Per 100K pop	Per 1K Live Births	Per 1K Live Births	Per 1K Live Births	Per 1K Live Births
10.63	45.34	39.67	157.27	470.38	22.67	6.50	43.92	7.06	-	26.63									
Total Metro																			
10.63	45.34	39.67	157.27	470.38	22.67	6.50	43.92	7.06	-	26.63									

LOCAL GOVERNMENT FINANCES							
GENERAL REVENUE		GENERAL DIRECT EXPENDITURES					
Total	Per capita	Total	Per capita				
Mil. Dol	Mil. Dol.	Mil. Dol.	Mil. Dol.				
Percent	Percent	Percent	Percent				
15.3	39.4	6.03	85.43	14.8	12.4	1.84	26.07
Total							

COUNTY and/or STATE		WAYNE CON, MS		NON-FEDERAL M.D.'S				HOSPITALS	
POPULATION		FAMILIES		INCOME		Total		Total	
Total	Per square mile	65 years and over	Total	Median family income	Families Below low income level	Per capita	Hosp based	Non-hosp based	Beds
		Percent	Dollars	Dollars	Percent	Dollars	Per 100K	Per 100K	
Total	20	10.1	4,025	5,188	37.3	1,617	30.3	30.3	46
Metro									
Non-Metro	16,650								

MORTALITY RATES																					
ALL CAUSES			ACCIDENTS			Homicide			Infectious and Parasitic Diseases			Influenza and Pneumonia		Suicide		Tuberculosis		Infant		Maternal	
Total	Per 1K pop	Per 100K pop	Motor vehicle	Non-motor vehicle	Cancer	Major Cardiovas	Per 100K pop	Per 100K pop	Per 100K pop	Per 100K pop	Per 100K pop	Per 100K pop	Per 100K pop	Per 100K pop	Per 100K pop	Per 100K pop	Per 100K pop	Per 1K Live Births	Per 1K Live Births	Per 1K Live Births	
Total	10.75	46.05	54.05	126.13	564.56	12.91	12.01	36.04													
Metro																					
Non-Metro																					

LOCAL GOVERNMENT FINANCES					
GENERAL REVENUE			GENERAL DIRECT EXPENDITURES		
Taxes			Health		
Total	Per cent	Per capita	Total	Per cent	Per capita
Mill. Dol.	Mill. Dol.	Dollars	Mill. Dol.	Percent	Mill. Dol.
Total	2.7	24.8	0.6696	40.22	2.8
				0.8	0.0224
					1.35



COUNTY and/or STATE		YALOBUSHA CON, MS				NON-FEDERAL M.D.'S				HOSPITALS	
POPULATION		FAMILIES		INCOME		Total		Per 100K		Total	
Total	Per square mile	65 years and over	Total	Median family income	Families Below low income level	Per capita	Total	Hosp based	Non-hosp based	Total	Beds
	24	14.8	3,037	4,659	37.4	1,634	41.95	8.39	25.18	1	32
Total Metro											
Total Non-Metro	11,915										

ALL CAUSES		ACCIDENTS		MORTALITY RATES		Tuberculosis		Suicide		Influenza and Pneumonia		Homicide		Infectious and Parasitic Diseases		Maternal	
Total	Per 1K pop	Motor vehicle	Non-motor vehicle	Per 100K pop	Per 100K pop	Per 100K pop	Per 100K pop	Per 100K pop	Per 100K pop	Per 100K pop	Per 100K pop	Per 100K pop	Per 100K pop	Per 100K pop	Per 100K pop	Per 100K pop	Per 1K Live Births
	13.60	58.75	67.14	251.78	788.92	8.39	41.95	6.39	6.39	41.95	6.39	6.39	6.39	6.39	6.39	6.39	26.74
Total Metro																	
Total Non-Metro																	

LOCAL GOVERNMENT FINANCES		GENERAL REVENUE		GENERAL DIRECT EXPENDITURES	
Total	Percent	Taxes	Per capita	Total	Per capita
	25.4	0.762	63.95	2.8	0.207
Total	3.0				17.39

COUNTY and/or STATE		YAZOO CON., MS										
POPULATION		FAMILIES			INCOME			NON-FEDERAL M.D.'S			HOSPITALS	
Total	Per square mile	Total	Median family income	Families Below low income level	Per capita	Total	Hosp based	Non-hosp based	Total	Beds		
	Percent	Dollars	Dollars	Percent	Dollars	Per 100K	Per 100K	Per 100K	Per 100K			
29	11.6	6,408	4,648	42.7	1,631	32.95	29.29		2	120		
Total												
Metro												
Non-Metro												

ALL CAUSES		ACCIDENTS		Cancer		Major Cardiovas		Homicide		Infectious and Parasitic Diseases		Suicide		Tuberculosis		Infant		Maternal	
Total	Per 1K pop	Motor vehicle	Non-motor vehicle	Per 100K pop	Per 100K pop	Per 100K pop	Per 100K pop	Per 100K pop	Per 100K pop	Per 100K pop	Per 100K pop	Per 100K pop	Per 100K pop	Per 100K pop	Per 1K Live Births	Per 1K Live Births	Per 1K Live Births	Per 1K Live Births	
13.95	62.24	76.88	128.14	595.78	10.96	10.96	3.66	10.96	10.96										
Total																			
Metro																			
Non-Metro																			

LOCAL GOVERNMENT FINANCES									
GENERAL REVENUE					GENERAL DIRECT EXPENDITURES				
Taxes					Health				
Total	Percent	Per capita	Total	Per capita	Total	Percent	Per capita	Total	Per capita
Mil.Dol.	Mil.Dol.	Dollars	MilDol	MilDol	MilDol	Percent	Mil.Dol.	Dollars	Dollars
6.7	35.5	2,379	87.10	1.0	2,078	2.86			
Total									

0698







COUNTY and/or STATE		MISSOURI									
POPULATION		FAMILIES		INCOME			NON-FEDERAL M.D.'S			HOSPITALS	
Total	Per square mile	65 years and over	Total	Median family income	Families Below low income level	Per capita	Total	Hosp based	Non-hosp based	Total	Beds
Total	68	12.0	1,204,751	8,908	11.6	2,952	128.14	32.39	75.40	119	21,393
Metro											
Non-Metro											

ALL CAUSES	MORTALITY RATES												
	ACCIDENTS				Cancer	Major Cardiovas	Homicide	Infectious and Parasitic Diseases	Influenza and Pneumonia	Suicide	Tuberculosis	Infant	Maternal
	Total	Motor vehicle	Non-motor vehicle	Per 100K pop									
Per 1K pop	Per 100K pop	Per 100K pop	Per 100K pop	Per 100K pop	Per 100K pop	Per 100K pop	Per 100K pop	Per 100K pop	Per 100K pop	Per 100K pop	Per 100K pop	Per 1K Live Births	Per 1K Live Births
Total	11.08	31.00	33.59	182.34	584.16	10.67	5.37	36.66	11.20	3.36	19.53	23.49	
Metro	9.91	24.59	29.83	169.24	496.22	14.85	4.90	30.83	11.31	3.10			
Non-Metro	13.18	41.25	40.29	205.59	741.04	3.21	6.19	47.08	11.01	3.81			

LOCAL GOVERNMENT FINANCES								
GENERAL REVENUE				GENERAL DIRECT EXPENDITURES				
Total	Mil. Dol.	Percent	Mil. Dol.	Dollars	Health			
					Total	Per capita	Per capita	
Total	1,053.1	55.4	538.4	124.72	1,114.2	5.9	65.7	14.04

0700



COUNTY and/or STATE		DENT CON, MO		NON-FEDERAL M.D.'S		HOSPITALS	
POPULATION		FAMILIES		INCOME		HOSPITALS	
Total	Per square mile	Total	Median family income	Families below low income level	Per capita	Total	Non-hosp based
15	16.5	3,193	6,046	21.5	2,389	26.18	26.18
Metro							
Non-Metro	11,457						

MORTALITY RATES		ACCIDENTS		Cancer		Major Cardiovas		Homicide		Infectious and Parasitic Diseases		Influenza and Pneumonia		Suicide		Tuberculosis		Infant		Maternal	
Total	Per 1K pop	Motor vehicle	Non-motor vehicle	Per 100K pop	Per 100K pop	Per 100K pop	Per 100K pop	Per 100K pop	Per 100K pop	Per 100K pop	Per 100K pop	Per 100K pop	Per 100K pop	Per 100K pop	Per 100K pop	Per 100K pop	Per 100K pop	Per 1K Live Births	Per 1K Live Births	Per 1K Live Births	Per 1K Live Births
14.84	67.83	26.16	279.31	689.53	8.73	52.37	26.18	12.20													
Metro																					
Non-Metro																					

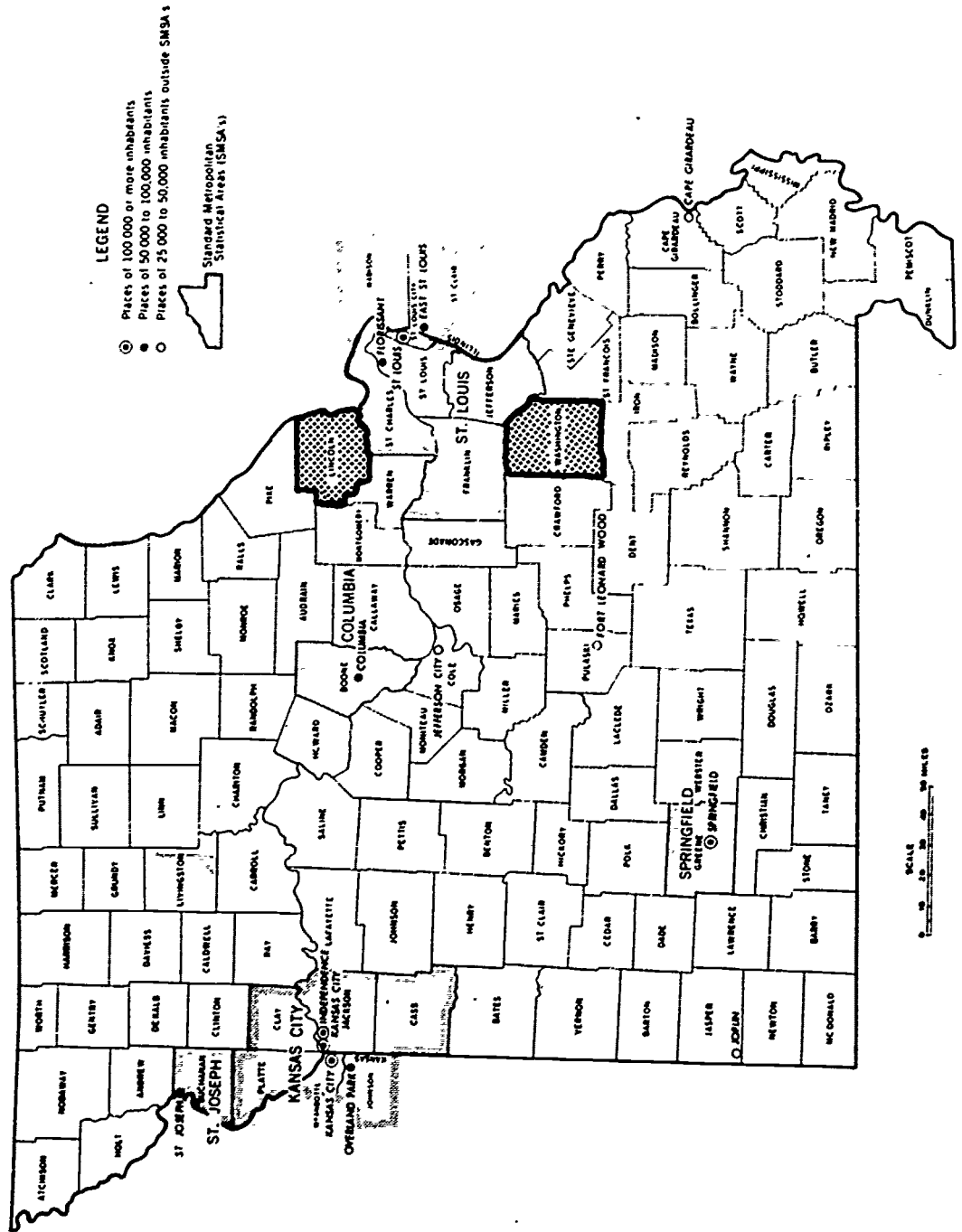
LOCAL GOVERNMENT FINANCES					
GENERAL REVENUE			GENERAL DIRECT EXPENDITURES		
Taxes			Health		
Total	Per capita	Total	Per capita	Per capita	Per capita
Mil. Dol.	Percent	Mil. Dol.	Dollars	Mil. Dol.	Dollars
1.4	36.7	0.5138	44.85	1.4	3.7
					0.0518
					4.52

# MISSOURI

U.S. DEPARTMENT OF COMMERCE Social and Economic Statistics Administration BUREAU OF THE CENSUS

I-128

0703



COUNTY and/or STATE		LINCOLN CON, MO										
POPULATION		FAMILIES			INCOME			NON-FEDERAL M.D.'S			HOSPITALS	
Total	Per square mile	65 years and over	Total	Median family income	Families Below low income level	Per capita	Total	Hosp based	Non-hosp based	Total	Beds	
		Percent	Dollars	Percent	Dollars	Per 100K pop	Per 100K pop	Per 100K pop	Per 100K pop	Per 100K pop		
Total	29	15.2	7,823	13.9	2,377	22.17	22.17	-	22.17	-	-	
Metro												
Non-Metro	18,041											

MORTALITY RATES															
ALL CAUSES		ACCIDENTS			Cancer		Major Cardiovas		Homicide	Infectious and Parasitic Diseases	Influenza and Pneumonia	Suicide	Tuberculosis	Infant	Maternal
Total	Per 1K pop	Motor vehicle	Non-motor vehicle	Per 100K pop	Per 100K pop	Per 100K pop	Per 100K pop	Per 100K pop	Per 100K pop	Per 100K pop	Per 100K pop	Per 100K pop	Per 100K pop	Per 1K Live Births	Per 1K Live Births
Total	13.08	49.89	38.80	216.17	798.18	5.54	16.63	11.09	-	-	-	-	-	24.48	-
Metro															
Non-Metro															

LOCAL GOVERNMENT FINANCES					
GENERAL REVENUE			GENERAL DIRECT EXPENDITURES		
Taxes			Health		
Total	Per cent	Per capita	Total	Per cent	Per capita
Mill.Dol.	Mill.Dol.	Dollars	Mill.Dol.	Percent	Mill.Dol.
3.5	42.1	1,474	3.3	23.0	0.759
		81.70			42.07

COUNTY and/or STATE		WASHINGTON CON, MO											
POPULATION		FAMILIES			INCOME			NON-FEDERAL M.D.'S				HOSPITALS	
Total	Per square mile	65 years and over	Total	Median family income	Families Below low income level	Per capita	Total	Hosp based	Non-hosp based	Total	Beds		
		Percent	Dollars	Dollars	Percent	Dollars	Per 100K	Per 100K	Per 100K	Per 100K			
20		11.2	3,867	6,123	25.4	1,784	26.51	-	26.51	26.51			30
Metro													
Non-Metro			15,086										

MORTALITY RATES																								
ALL CAUSES		ACCIDENTS			Cancer		Major Cardiovas		Homicide		Infectious and Parasitic Diseases		Influenza and Pneumonia		Suicide		Tuberculosis		Infant		Maternal			
Total	Per 1K pop	Motor vehicle	Non-motor vehicle	Per 100K pop	Per 100K pop	Per 100K pop	Per 100K pop	Per 100K pop	Per 100K pop	Per 100K pop	Per 100K pop	Per 100K pop	Per 100K pop	Per 100K pop	Per 100K pop	Per 100K pop	Per 100K pop	Per 100K pop	Per 1K Live Births	Per 1K Live Births	Per 1K Live Births	Per 1K Live Births		
10.94	53.03	46.40	159.09	530.29	26.51	-	39.77	13.26	-	9.62														
Metro																								
Non-Metro																								

LOCAL GOVERNMENT FINANCES									
GENERAL REVENUE					GENERAL DIRECT EXPENDITURES				
Taxes					Health				
Total	Per cent	Mil. Dol.	Dollars	Per capita	Total	Per cent	Mil. Dol.	Dollars	Per capita
3.7	44.8	1.658	109.90	3.3	21.3	0.703	46.60		
Metro									
Non-Metro									

0705

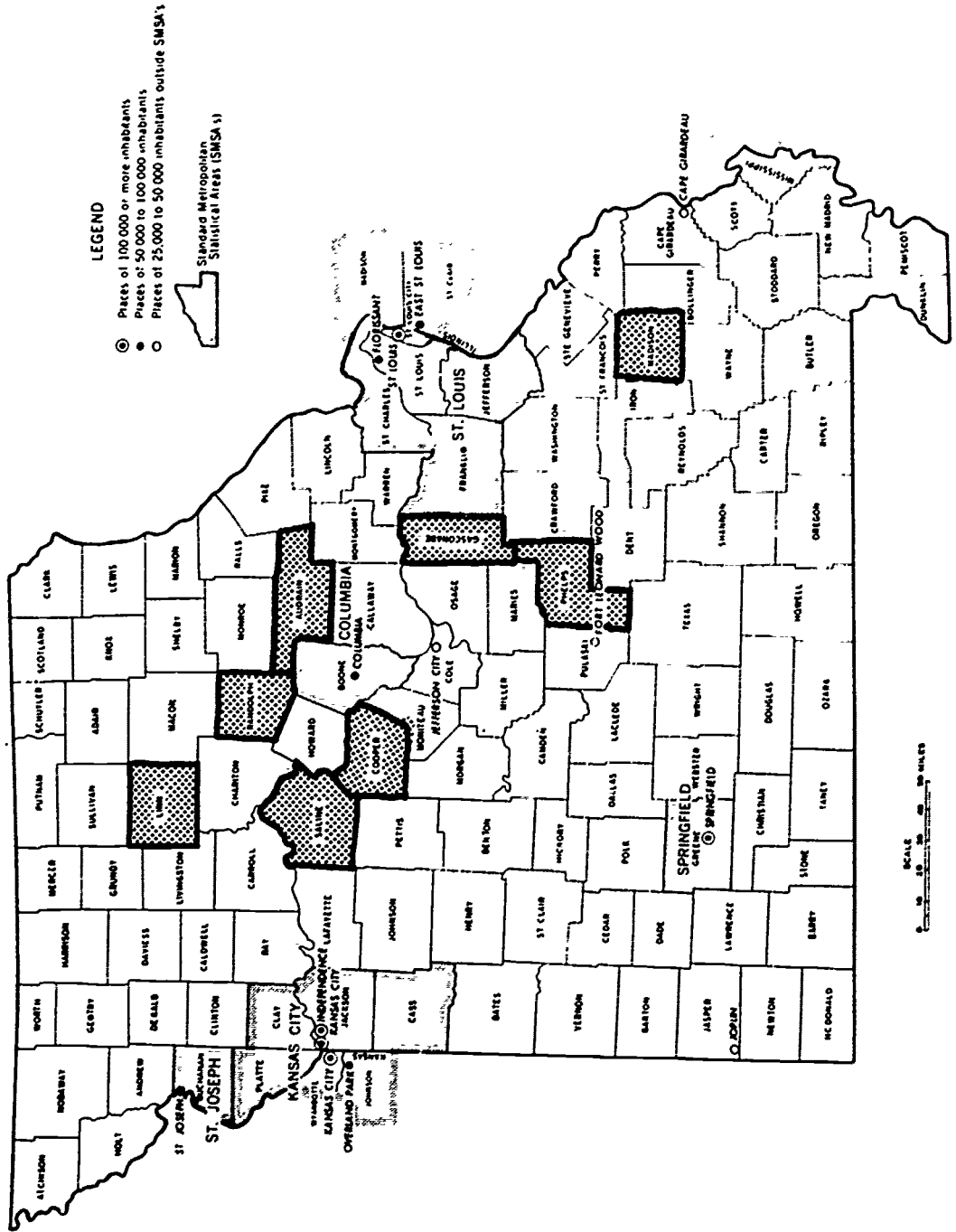


# MISSOURI

U.S. DEPARTMENT OF COMMERCE Social and Economic Statistics Administration BUREAU OF THE CENSUS

I-132

0706





COUNTY and/or STATE		AUDRAIN CON., MO		NON-FEDERAL M.D.'S				HOSPITALS	
POPULATION		FAMILIES		INCOME		NON-hosp based		Total	
Total	Per square mile	Total	Median family income	Families Below low income level	Per capita	Hosp based	Non-hosp based	Total	Beds
			Dollars	Percent	Dollars	Per 100K	Per 100K	Per 100K	
	37	6,829	7,940	12.0	2,652	-	51.26		218
Total									
Metro									
Non-Metro	25,362								

COUNTY and/or STATE		AUDRAIN CON., MO		NON-FEDERAL M.D.'S				HOSPITALS	
POPULATION		FAMILIES		INCOME		NON-hosp based		Total	
Total	Per square mile	Total	Median family income	Families Below low income level	Per capita	Hosp based	Non-hosp based	Total	Beds
			Dollars	Percent	Dollars	Per 100K	Per 100K	Per 100K	
	37	6,829	7,940	12.0	2,652	-	51.26		218
Total									
Metro									
Non-Metro	25,362								

COUNTY and/or STATE		AUDRAIN CON., MO		NON-FEDERAL M.D.'S				HOSPITALS	
POPULATION		FAMILIES		INCOME		NON-hosp based		Total	
Total	Per square mile	Total	Median family income	Families Below low income level	Per capita	Hosp based	Non-hosp based	Total	Beds
			Dollars	Percent	Dollars	Per 100K	Per 100K	Per 100K	
	37	6,829	7,940	12.0	2,652	-	51.26		218
Total									
Metro									
Non-Metro	25,362								

MORTALITY RATES

COUNTY and/or STATE		AUDRAIN CON., MO		NON-FEDERAL M.D.'S				HOSPITALS	
POPULATION		FAMILIES		INCOME		NON-hosp based		Total	
Total	Per square mile	Total	Median family income	Families Below low income level	Per capita	Hosp based	Non-hosp based	Total	Beds
			Dollars	Percent	Dollars	Per 100K	Per 100K	Per 100K	
	37	6,829	7,940	12.0	2,652	-	51.26		218
Total									
Metro									
Non-Metro	25,362								

COUNTY and/or STATE		AUDRAIN CON., MO		NON-FEDERAL M.D.'S				HOSPITALS	
POPULATION		FAMILIES		INCOME		NON-hosp based		Total	
Total	Per square mile	Total	Median family income	Families Below low income level	Per capita	Hosp based	Non-hosp based	Total	Beds
			Dollars	Percent	Dollars	Per 100K	Per 100K	Per 100K	
	37	6,829	7,940	12.0	2,652	-	51.26		218
Total									
Metro									
Non-Metro	25,362								

LOCAL GOVERNMENT FINANCES

COUNTY and/or STATE		AUDRAIN CON., MO		NON-FEDERAL M.D.'S				HOSPITALS	
POPULATION		FAMILIES		INCOME		NON-hosp based		Total	
Total	Per square mile	Total	Median family income	Families Below low income level	Per capita	Hosp based	Non-hosp based	Total	Beds
			Dollars	Percent	Dollars	Per 100K	Per 100K	Per 100K	
	37	6,829	7,940	12.0	2,652	-	51.26		218
Total									
Metro									
Non-Metro	25,362								



COUNTY and/or STATE		GASCONADE CON. MO.									
POPULATION		FAMILIES		INCOME			NON-FEDERAL M.D.'S			HOSPITALS	
Total	Per square mile	65 years and over	Total	Median family income	Families Below low income level	Per capita	Total	Hosp based	Non-hosp based	Total	Beds
		Percent	Dollars	Percent	Dollars	Per 100K pop	Per 100K pop	Per 100K pop	Per 100K pop	Per 100K pop	
	23	18.8	6,853	13.8	2,312	25.26	-	25.26	-	-	-
Total Metro											
Non-Metro	11,878										

ALL CAUSES		ACCIDENTS		MORTALITY RATES								
Total	Per 100K pop	Motor vehicle	Non-motor vehicle	Cancer	Major Cardiovas	Homicide	Infectious and Parasitic Diseases	Influenza and Pneumonia	Suicide	Tuberculosis	Infant	Maternal
Per 1K pop	Per 100K pop	Per 100K pop	Per 100K pop	Per 100K pop	Per 100K pop	Per 100K pop	Per 100K pop	Per 100K pop	Per 100K pop	Per 100K pop	Per 1K Live Births	Per 1K Live Births
	15.41	16.84	50.51	168.33	976.60	-	8.42	50.51	25.26	-	16.75	
Total Metro												
Non-Metro												

LOCAL GOVERNMENT FINANCES					
GENERAL REVENUE			GENERAL DIRECT EXPENDITURES		
Total	Per cent	Per capita	Total	Per capita	Per capita
Mill.Dol.	Mill.Dol.	Dollars	Mill.Dol.	Mill.Dol.	Dollars
2.1	47.0	0.987	83.09	2.4	0.0024
					0.20
Total					

COUNTY and/or STATE		LINN CON, MO									
POPULATION		FAMILIES			INCOME			NON-FEDERAL M.D.'S			
Total	Per square mile	65 years and over	Total	Median family income	Families Below low income level	Per capita	Total	Hosp based	Non-hosp based	Total	Beds
		Percent	Dollars	Dollars	Percent	Dollars	Per 100K	Per 100K	Per 100K	Per 100K	
	24	21.2	4,340	6,389	15.4	2,401	46.28	-	33.06		44
Total											
Metro											
Non-Metro	15,125										

ALL CAUSES		ACCIDENTS			MORTALITY RATES							
Total	Per 1K pop	Motor vehicle	Non-motor vehicle	Cancer	Major Cardiovas	Homicide	Infectious and Parasitic Diseases	Influenza and Pneumonia	Suicide	Tuberculosis	Infant	Maternal
	Per 100K pop	Per 100K pop	Per 100K pop	Per 100K pop	Per 100K pop	Per 100K pop	Per 100K pop	Per 100K pop	Per 100K pop	Per 100K pop	Per 1K Live Births	Per 1K Live Births
	28.84	26.45	19.43	238.02	1,223.14	6.61	6.61	45.28	13.22	-	15.67	
Total												
Metro												
Non-Metro												

LOCAL GOVERNMENT FINANCES				
GENERAL REVENUE		GENERAL DIRECT EXPENDITURES		
Total	Taxes	Per capita	Total	Per capita
Mil. Dol.	Percent	Mil. Dol.	Mil Dol	Mil. Dol.
		Dollars		Dollars
3.2	51.1	1,635	108.10	3.8
				0.1
				0.0038
				0.25

0710



COUNTY and/or STATE		MADISON CO., MO									
POPULATION		FAMILIES		INCOME			NON-FEDERAL M.D.'S			HOSPITALS	
Total	Per square mile	65 years and over	Total	Median family income	Families Below low income level	Per capita	Total	Hosp based	Non-hosp based	Total	Beds
	Percent	Dollars	Percent	Dollars	Percent	Dollars	Per 100K	Per 100K	Per 100K	Per 100K	
17	18.3	2,455	20.4	6,029	20.4	2,132	81.01	-	57.86	1	72
Total Metro											
Non-Metro		8,641									

ALL CAUSES		ACCIDENTS		MORTALITY RATES									
Total	Per 1K pop	Motor vehicle	Non-motor vehicle	Cancer	Major Cardiovas	Homicide	Infectious and Parasitic Diseases	Influenza and Pneumonia	Suicide	Tuberculosis	Infant	Maternal	
	Per 100K pop	Per 100K pop	Per 100K pop	Per 100K pop	Per 100K pop	Per 100K pop	Per 100K pop	Per 100K pop	Per 100K pop	Per 100K pop	Per 1K Live Births	Per 1K Live Births	
16.32	57.86	23.15	358.75	925.82	-	23.15	11.57	7.94					
Total Metro													
Non-Metro													

LOCAL GOVERNMENT FINANCES			
GENERAL REVENUE		GENERAL DIRECT EXPENDITURES	
Taxes		Health	
Total	Per capita	Total	Per capita
Mill. Dol.	Percent	Mill. Dol.	Percent
2.5	34.1	0.8525	29.1
		2.3	78.25
Total			

COUNTY and/or STATE		SHEEPS CON. MO.				NON-FEDERAL M.D.'S				HOSPITALS	
POPULATION		FAMILIES		INCOME		Total		Per 100K		Total	
Per square mile	65 years and over	Total	Median family income	Families Below low income level	Per capita	Hosp based	Non-hosp based	Per 100K	Per 100K	Per 100K	Beds
	Percent	Dollars	Dollars	Percent	Dollars	Per 100K pop	Per 100K pop	Dollars	Per 100K pop	Per 100K pop	
44	10.3	7,319	7,523	14.2	2,586	43.97	3.38	30.44			94
Total											
Metro											
Non-Metro		29,567									

MORTALITY RATES																						
ALL CAUSES			ACCIDENTS			HOMICIDE			INFECTIOUS AND PARASITIC DISEASES			INFLUENZA AND PNEUMONIA		SUICIDE		TUBERCULOSIS		INFANT		MATERNAL		
Total	Per 1K pop	Per 100K pop	Motor vehicle	Non-motor vehicle	Cancer	Major Cardiovas	Homicide	Per 100K pop	Per 100K pop	Per 100K pop	Per 100K pop	Per 100K pop	Per 100K pop	Per 100K pop	Per 100K pop	Per 100K pop	Per 100K pop	Per 1K Live Births	Per 1K Live Births	Per 1K Live Births	Per 1K Live Births	
Total																						
Metro																						
Non-Metro	10.38	30.44	33.62	142.05	571.58	3.3A	3.3A	3.3A	60.4A	14.91	26.74											

LOCAL GOVERNMENT FINANCES					
GENERAL REVENUE			GENERAL DIRECT EXPENDITURES		
Taxes			Health		
Total	Per cent	Per capita	Total	Per cent	Per capita
MI. Dol.	MI. Dol.	MI. Dol.	MI. Dol.	MI. Dol.	Dollars
4.9	33.7	1.651	5.3	17.0	0.091
		55.84			30.47

0712



COUNTY and/or STATE		RANDOLPH CON., MO				NON-FEDERAL M.D.'S				HOSPITALS	
POPULATION		FAMILIES		INCOME		Total		Non-hosp based		Total	
Total	Per square mile	Total	65 years and over	Median family income	Families Below low income level	Dollars	Percent	Dollars	Percent	Per 100K	Per 100K
47	18.0	5,890	18.0	7,325	15.6	2,513	15.6	53,49	4.46	40.12	45
Metro											
Non-Metro		22,434									

ALL CAUSES		ACCIDENTS		MORTALITY RATES								
Total	Per 1K pop	Motor vehicle	Non-motor vehicle	Cancer	Major Cardiovas	Homicide	Infectious and Parasitic Diseases	Influenza and Pneumonia	Suicide	Tuberculosis	Infant	Maternal
Per 1K pop	Per 100K pop	Per 100K pop	Per 100K pop	Per 100K pop	Per 100K pop	Per 100K pop	Per 100K pop	Per 100K pop	Per 100K pop	Per 100K pop	Per 1K Live Births	Per 1K Live Births
Total	17.12	31.20	66.86	182.76	998.48	-	-	66.86	17.63	8.92	8.77	
Metro												
Non-Metro												

LOCAL GOVERNMENT FINANCES			
GENERAL REVENUE		GENERAL DIRECT EXPENDITURES	
Total	Taxes	Total	Health
Mil. Dol.	Percent	Mil. Dol.	Percent
4.0	54.1	2,164	0.4
		96,46	0.184
		4.6	0.82

0713

COUNTY and/or STATE		WALLINGFORD CON, MD				NON-FEDERAL M.D.'S				HOSPITALS	
POPULATION		FAMILIES		INCOME		NON-hosp based		Hosp based		Total	
Total	Per square mile	Total	Median family income	Families Below low income level	Per capita	Total	Per 100K	Per 100K	Per 100K	Total	Beds
33	16.7	6,313	7,569	13.7	2,620	80.53	16.11	60.39	2	127	
Total											
Metro											
Non-Metro		24,837									

MORTALITY RATES																				
ALL CAUSES			ACCIDENTS			Homicide			Infectious and Parasitic Diseases			Suicide		Tuberculosis		Infant		Maternal		
Total	Per 1K pop	Per 100K pop	Motor vehicle	Non-motor vehicle	Cancer	Major Cardiovas	Per 100K pop	Per 100K pop	Per 100K pop	Per 100K pop	Per 100K pop	Per 100K pop	Per 100K pop	Per 100K pop	Per 100K pop	Per 1K Live Births	Per 1K Live Births	Per 1K Live Births	Per 1K Live Births	
13.85	36.24	48.32			265.73	724.73	-	-	88.58	16.11	4.03	23.26								
Total																				
Metro																				
Non-Metro																				

LOCAL GOVERNMENT FINANCES					
GENERAL REVENUE			GENERAL DIRECT EXPENDITURES		
Total	Per cent	Per capita	Total	Per cent	Per capita
4.4	51.6	2.27	4.3	*	-
Mil.Dol.			Mil.Dol.		
4.4	51.6	2.27	4.3	*	-
Total			Total		

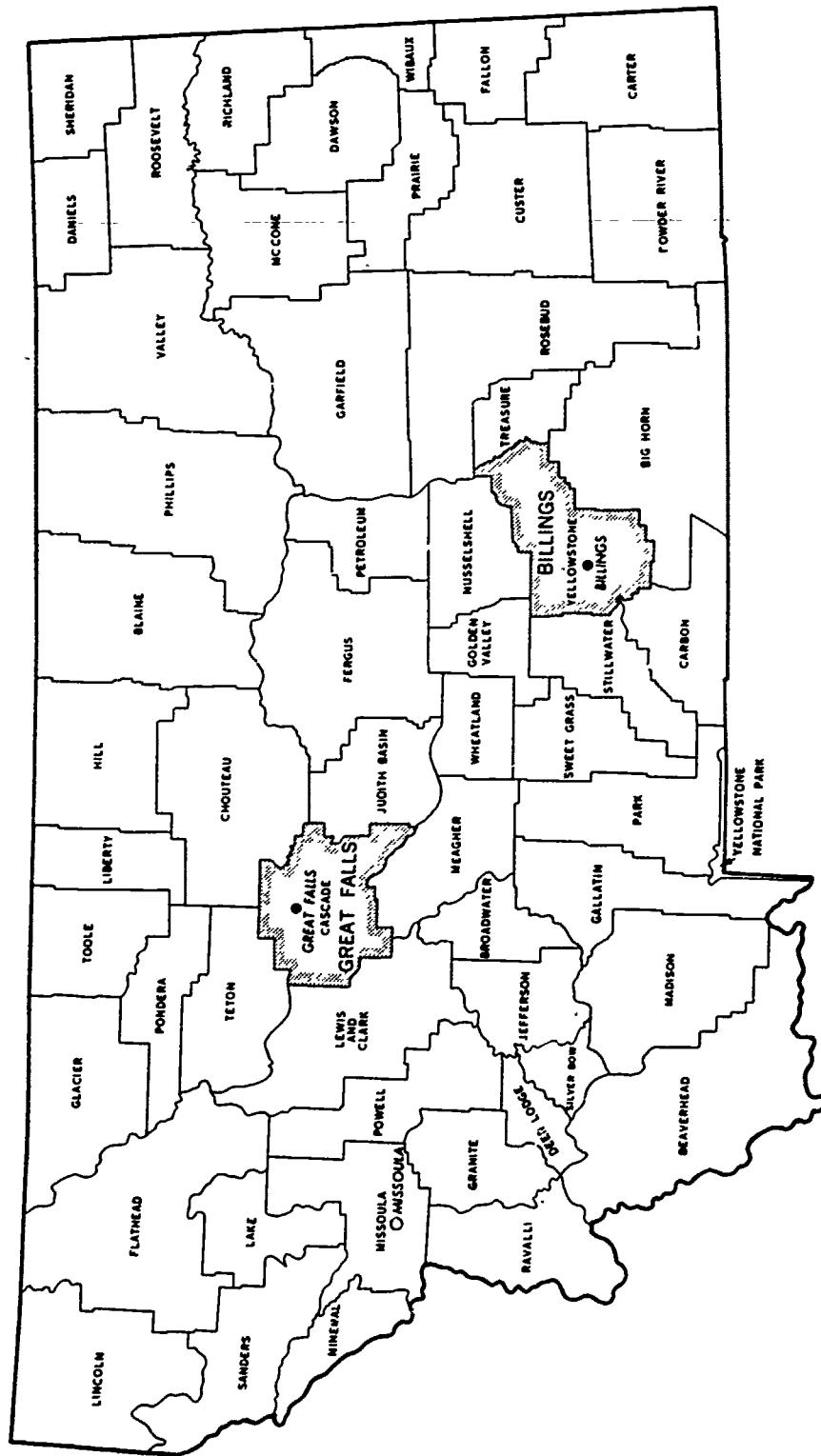
\*Less than 0.05%.

0714





# MONTANA

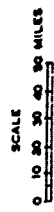


## LEGEND

- Places of 50,000 to 100,000 inhabitants
- Places of 25,000 to 50,000 inhabitants outside SMSA's



Standard Metropolitan Statistical Areas (SMSA's)



U.S. DEPARTMENT OF COMMERCE Social and Economic Statistics Administration BUREAU OF THE CENSUS

I-142

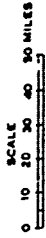
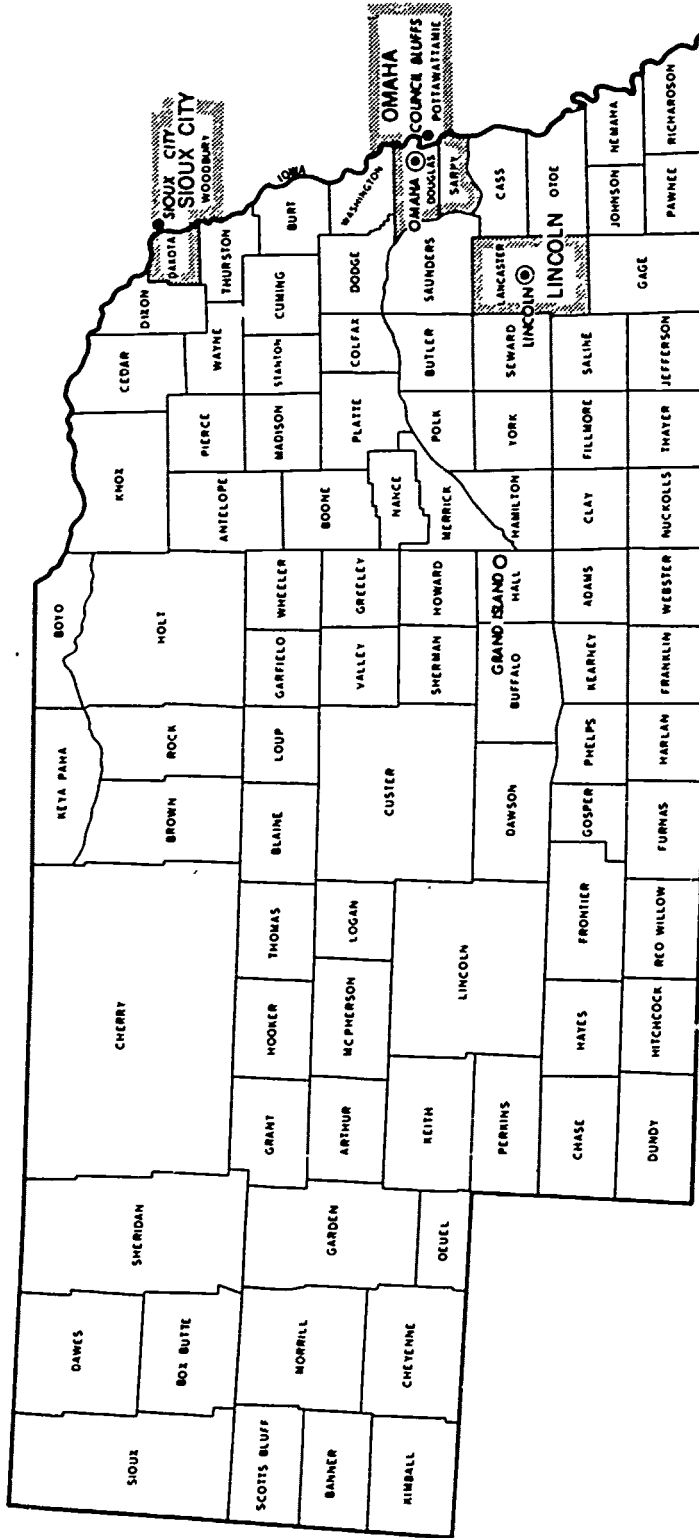
0715

COUNTY and/or STATE		MONTANA										
POPULATION		FAMILIES			INCOME			NON-FEDERAL M.D.'S			HOSPITALS	
Total	Per square mile	65 years and over	Total	Median family income	Families Below low income level	Per capita	Total	Hosp based	Non-hosp based	Total	Beeds	
		Percent	Dollars	Dollars	Percent	Dollars	Per 100K	Per 100K	Per 100K	Per 100K		
Total	5	9.9	171,812	8,509	10.4	2,696	103.97	2.88	91.73	55	3,661	
Metro												
Non-Metro												

ALL CAUSES		ACCIDENTS		MORTALITY RATES									
Total	Per 1K pop	Motor vehicle	Non-motor vehicle	Cancer	Major Cardiovas	Homicide	Infectious and Parasitic Diseases	Influenza and Pneumonia	Suicide	Tuberculosis	Infant	Maternal	
	Per 100K pop	Per 100K pop	Per 100K pop	Per 100K pop	Per 100K pop	Per 100K pop	Per 100K pop	Per 100K pop	Per 100K pop	Per 100K pop	Per 1K Live Births	Per 1K Live Births	
Total	9.51	42.63	38.45	150.78	461.26	4.18	4.75	31.25	11.80	2.16	21.55	15.85	
Metro	7.83	34.88	26.01	135.37	364.72	3.55	3.55	23.05	11.23	0.59			
Non-Metro	10.05	45.12	42.46	155.74	492.35	4.38	5.14	33.89	10.66	2.67			

LOCAL GOVERNMENT FINANCES					
GENERAL REVENUE			GENERAL DIRECT EXPENDITURES		
Total	Per capita	Taxes	Total	Per capita	Health
Mill. Dol.	Percent	Mill. Dol.	Mill Dol	Mill. Dol.	Dollars
Total	64.5	119.9	172.66	180.9	8.64
Percent					
Mill. Dol.					
185.9			180.9		
				3.3	
				6.0	
					8.64

# NEBRASKA



## LEGEND

- ⊙ Places of 100,000 or more inhabitants
- Places of 50,000 to 100,000 inhabitants
- Places of 25,000 to 50,000 inhabitants outside SMSA's



Standard Metropolitan Statistical Areas (SMSA's)

U.S. DEPARTMENT OF COMMERCE Social and Economic Statistics Administration BUREAU OF THE CENSUS

I-144

0717

COUNTY and/or STATE		NEBRASKA												
POPULATION			FAMILIES			INCOME			NON-FEDERAL M.D.'S				HOSPITALS	
Total	Per square mile	65 years and over	Total	Median family income	Families Below low income level	Total	Hosp based	Non-hosp based	Total	Per 100K	Per 100K	Per 100K	Total	Per 100K
		Percent		Dollars	Percent	Dollars	Dollars	Dollars	Dollars	Per 100K	Per 100K	Per 100K		Per 100K
1,485,333	19	12.4	374,160	8,562	10.1	2,797	16.90	79.98	100	115.19	16.90	79.98	100	8.966
Metro	636,764													
Non-Metro	848,569													

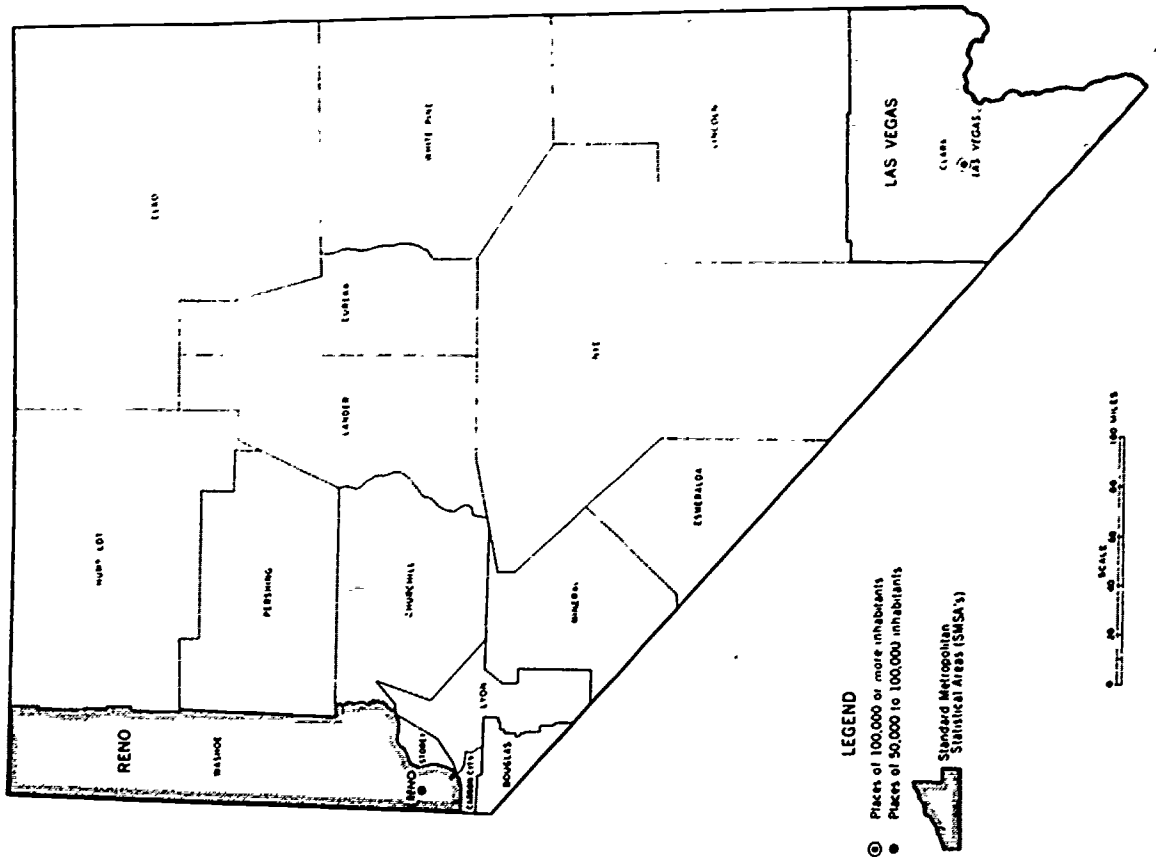
ALL CAUSES		ACCIDENTS				MORTALITY RATES							
Total	Per 1K pop	Motor vehicle	Non-motor vehicle	Cancer	Major Cardiovas	Homicide	Infectious and Parasitic Diseases	Influenza and Pneumonia	Suicide	Tuberculosis	Infant	Maternal	
	Per 100K pop	Per 100K pop	Per 100K pop	Per 100K pop	Per 100K pop	Per 100K pop	Per 100K pop	Per 100K pop	Per 100K pop	Per 100K pop	Per 1K Live Births	Per 1K Live Births	
Total	10.13	30.09	35.28	171.34	558.39	3.64	5.05	32.92	11.31	0.67	19.40	11.66	
Metro	7.96	20.10	26.23	145.89	413.50	5.34	3.30	26.70	8.64	0.94			
Non-Metro	11.75	37.59	42.07	190.44	667.12	2.36	6.36	37.59	13.32	0.47			

LOCAL GOVERNMENT FINANCES					
GENERAL REVENUE			GENERAL DIRECT EXPENDITURES		
Total	Per capita	Total	Per capita	Total	Per capita
Mill. Dol.	Percent	Mill. Dol.	Percent	Mill. Dol.	Dollars
420.9	60.1	253.0	170.33	417.0	20.0
					13.46

# NEVADA

U.S. DEPARTMENT OF COMMERCE Social and Economic Statistics Administration BUREAU OF THE CENSUS

I-146



0719

COUNTY and/or STATE		NEVADA				NON-FEDERAL M.D.'S				HOSPITALS	
POPULATION		FAMILIES		INCOME		NON- Hosp based		Hosp based		Total	
Total	Per square mile	65 years and over	Total	Median family income	Families Below low income level	Percent	Dollars	Per 100K	Per 100K	Per 100K	Beds
Total	4	6.3	124,170	10,687	7.0	3,554	112.53	7.16	91.05	17	1,953
Metro											
Non-Metro											

ALL CAUSES		ACCIDENTS		MORTALITY RATES									
Total	Per 1K pop	Motor vehicle	Non-motor vehicle	Cancer	Major Cardiovas	Homicide	Infectious and Parasitic Diseases	Influenza and Pneumonia	Suicide	Tuberculosis	Infant	Maternal	
Per 1K pop	Per 100K pop	Per 100K pop	Per 100K pop	Per 100K pop	Per 100K pop	Per 100K pop	Per 100K pop	Per 100K pop	Per 100K pop	Per 100K pop	Per 1K Live Births	Per 1K Live Births	
Total	7.89	40.51	34.17	130.54	349.27	9.21	3.48	20.87	23.12	1.23	24.03	31.34	
Metro	7.45	34.99	30.18	126.28	326.35	10.14	3.89	21.30	22.82	0.51			
Non-Metro	9.72	63.57	50.86	148.33	445.00	5.30	2.12	19.07	24.37	4.24			

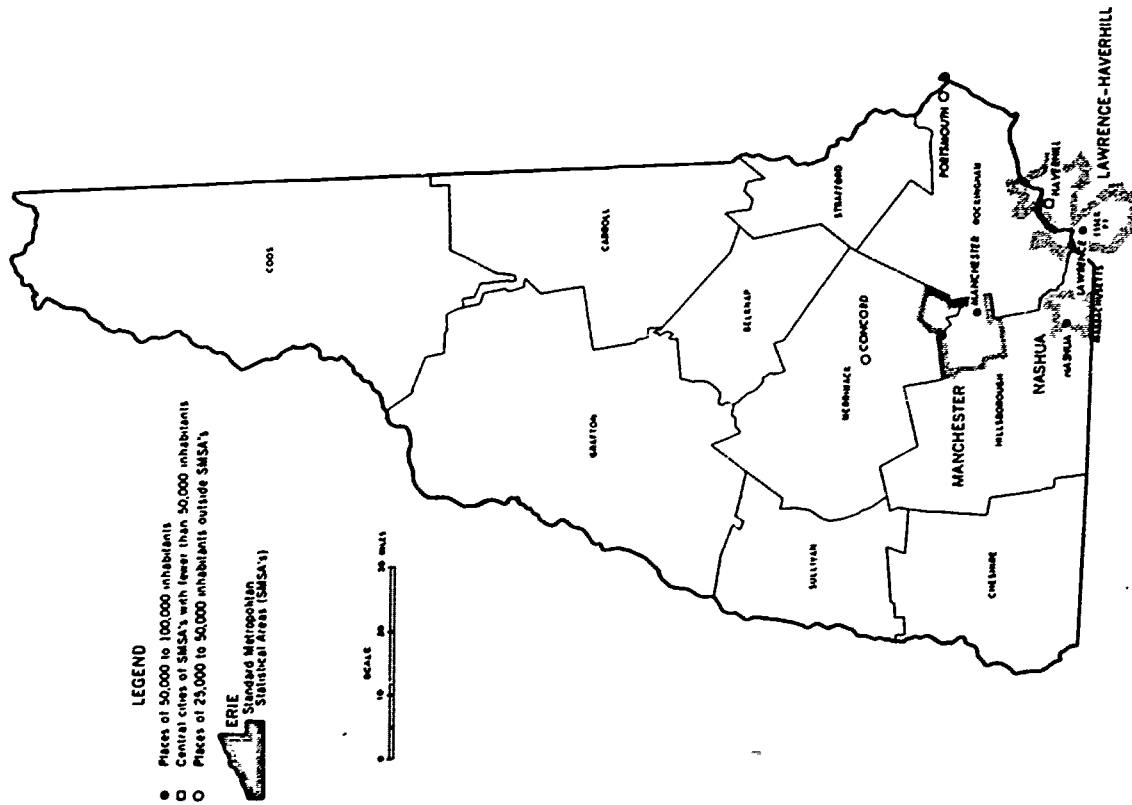
LOCAL GOVERNMENT FINANCES			
GENERAL REVENUE		GENERAL DIRECT EXPENDITURES	
Total	Taxes	Total	Health
Mill. Dol.	Percent	Mill Dol.	Percent
Total	45.6	161.44	11.3
Mill. Dol.	78.9	187.0	21.1
Percent		Dollars	Dollars
		Mill. Dol.	Dollars

# NEW HAMPSHIRE

U.S. DEPARTMENT OF COMMERCE Social and Economic Statistics Administration BUREAU OF THE CENSUS

I-148

0721



COUNTY and/or STATE		NEW HAMPSHIRE				NON-FEDERAL A.D.'S				HOSPITALS	
POPULATION		FAMILIES		INCOME		NON-hosp based		Hosp based		Total	
Total	Per square mile	Total	65 years and over	Median family income	Families Below low income level	Per capita	Total	Hosp based	Non-hosp based	Total	Beds
			Percent	Dollars	Percent	Dollars	Per 100K	Per 100K	Per 100K	Per 100K	
Total	82	183,825	10.6	9,682	6.7	2,985	140.17	16.00	97.74	31	2,957
Metro											
Non-Metro											

ALL CAUSES		ACCIDENTS		MORTALITY RATES		Tuberculosis		Suicide		Influenza and Pneumonia		Infectious and Parasitic Diseases		Homicide		Major Cardiovas		Cancer		Maternal	
Total	Per 1K pop	Motor vehicle	Non-motor vehicle	Per 100K pop	Per 100K pop	Per 100K pop	Per 100K pop	Per 100K pop	Per 100K pop	Per 100K pop	Per 100K pop	Per 100K pop	Per 100K pop	Per 100K pop	Per 100K pop	Per 100K pop	Per 100K pop	Per 100K pop	Per 100K pop	Per 1K Live Births	Per 1K Live Births
Total	9.97	26.98	27.11	180.43	2.30	4.47	27.25	11.12	4.28	11.72	1.49	1.13	1.13	1.13	1.13	1.13	1.13	1.13	1.13	18.05	15.17
Metro	4.93	9.24	11.94	93.06	0.90	2.48	11.72	4.28	1.13	1.13	1.13	1.13	1.13	1.13	1.13	1.13	1.13	1.13	1.13		
Non-Metro	17.59	53.77	50.02	312.39	4.42	7.49	50.70	21.44	2.04	2.04	2.04	2.04	2.04	2.04	2.04	2.04	2.04	2.04	2.04		

LOCAL GOVERNMENT FINANCES			
GENERAL REVENUE		GENERAL DIRECT EXPENDITURES	
Total	Per capita	Total	Per capita
Mil. Dol.	Percent	Mil Dol.	Percent
147.1	75.3	154.3	2.4
	110.8		3.7
	150.20		5.01





COUNTY and/or STATE		NEW JERSEY				NON-FEDERAL M.D.'S				HOSPITALS	
POPULATION		FAMILIES		INCOME		Total		Total		Total	Beds
Total	Per square mile	65 years and over	Total	Median family income	Families Below low income level	Per capita	Hosp based	Non-hosp based	Total		
		Percent	Dollars	Dollars	Percent	Dollars	Per 100K pop	Per 100K pop	Per 100K pop		
Total	953	9.8	11,403	11,403	6.1	3,674	144.89	30.11	94.81	107	24,878
Metro											
Non-Metro											

Total	7,171,112
Metro	5,511,808
Non-Metro	1,659,304

ALL CAUSES		ACCIDENTS		MORTALITY RATES									
Total	Per 1K pop	Motor vehicle	Non-motor vehicle	Cancer	Major Cardiovas	Homicide	Infectious and Parasitic Diseases	Influenza and Pneumonia	Suicide	Tuberculosis	Infant	Maternal	
	Per 100K pop	Per 100K pop	Per 100K pop	Per 100K pop	Per 100K pop	Per 100K pop	Per 100K pop	Per 100K pop	Per 100K pop	Per 100K pop	Per 1K Live Births	Per 1K Live Births	
Total	9.51	18.34	23.41	183.39	523.89	5.95	4.10	26.94	6.41	1.18	19.86	26.61	
Metro	9.70	17.27	23.91	186.80	534.02	6.96	4.15	28.07	5.93	1.45			
Non-Metro	8.88	21.88	21.76	172.06	490.27	2.65	3.92	23.20	8.02	2.29			

LOCAL GOVERNMENT FINANCES					
GENERAL REVENUE			GENERAL DIRECT EXPENDITURES		
Total	Percent	Mill Dol.	Total	Percent	Mill Dol.
Total	67.3	1,405.2	195.95	4.7	100.6
Total			2,140.1		14.03

0724

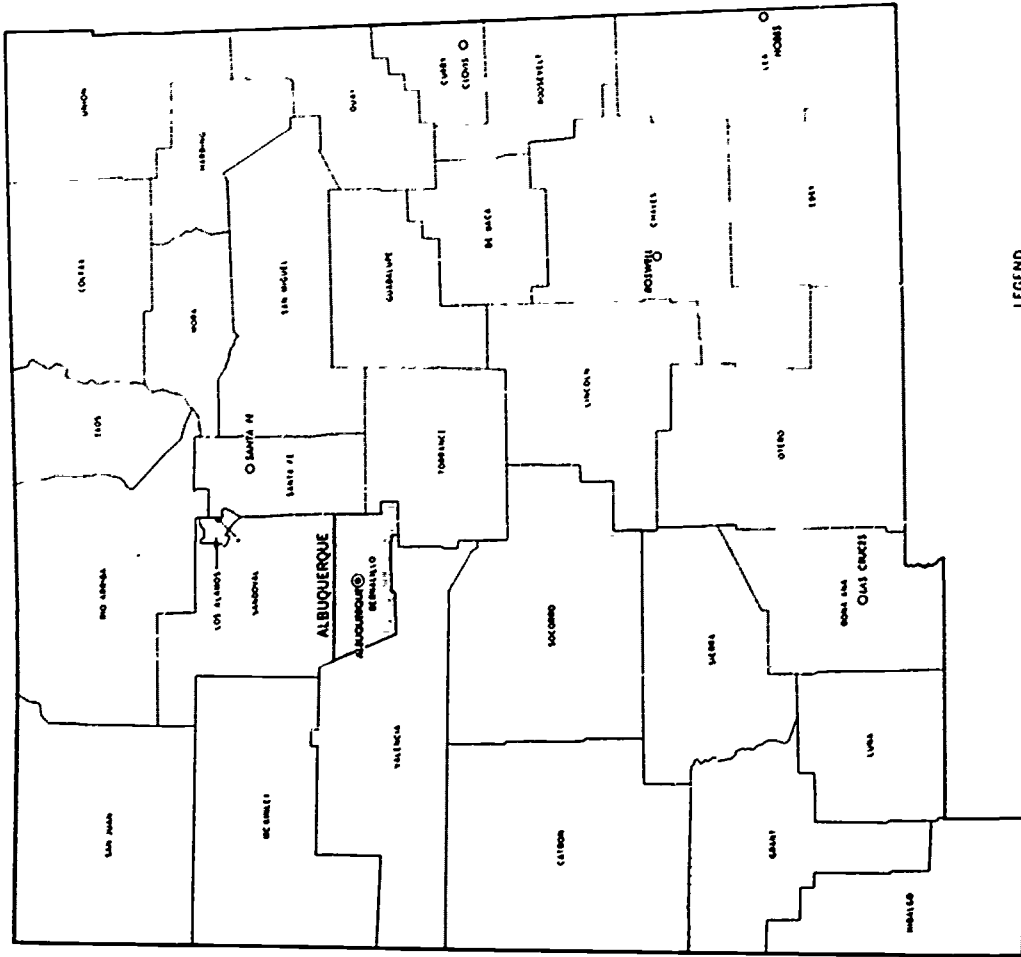


# NEW MEXICO

U.S. DEPARTMENT OF COMMERCE Social and Economic Statistics Administration BUREAU OF THE CENSUS

P-152

1725



**LEGEND**

- Places of 100,000 or more inhabitants
- Places of 25,000 to 50,000 inhabitants outside SMSAs

Standard Metropolitan Statistical Areas (SMSAs)

0 10 20 30 40 50 Miles

COUNTY and/or STATE		NEW MEXICO											
POPULATION		FAMILIES			INCOME			NON-FEDERAL M.D.'S				HOSPITALS	
Total	Per square milic	65 years and over	Total	Median family income	Families Below low income level	Percent	Dollars	Per capita	Total	Hosp based	Non-hosp based	Total	Beds
	Percent		Dollars	Dollars		Dollars	Dollars	Per 100K	Per 100K	Per 100K	Per 100K		
Total	8	7.0	212,740	7,845	18.6	2,437	111.40	17.30	75.41	39	3,437		
Metro													
Non-Metro													

MORTALITY RATES																							
ALL CAUSES		ACCIDENTS			Cancer		Major Cardiovas		Homicide		Infectious and Parasitic Diseases		Influenza and Pneumonia		Suicide		Tuberculosis		Infant		Maternal		
Total	Per 1K pop	Motor vehicle	Non-motor vehicle	Per 100K pop	Per 100K pop	Per 100K pop	Per 100K pop	Per 100K pop	Per 100K pop	Per 100K pop	Per 100K pop	Per 100K pop	Per 100K pop	Per 100K pop	Per 100K pop	Per 100K pop	Per 100K pop	Per 100K pop	Per 1K Live Births	Per 1K Live Births	Per 1K Live Births	Per 1K Live Births	
Total	7.31	46.90	42.08	104.52	286.41	9.24	7.87	31.95	16.32	2.75	20.95	22.63											
Metro	6.59	32.93	34.84	103.56	249.23	10.77	4.43	25.92	20.58	1.27	14.40	3.42											
Non-Metro	7.63	53.19	45.35	104.95	303.16	8.56	9.41	35.08	14.40	3.42													

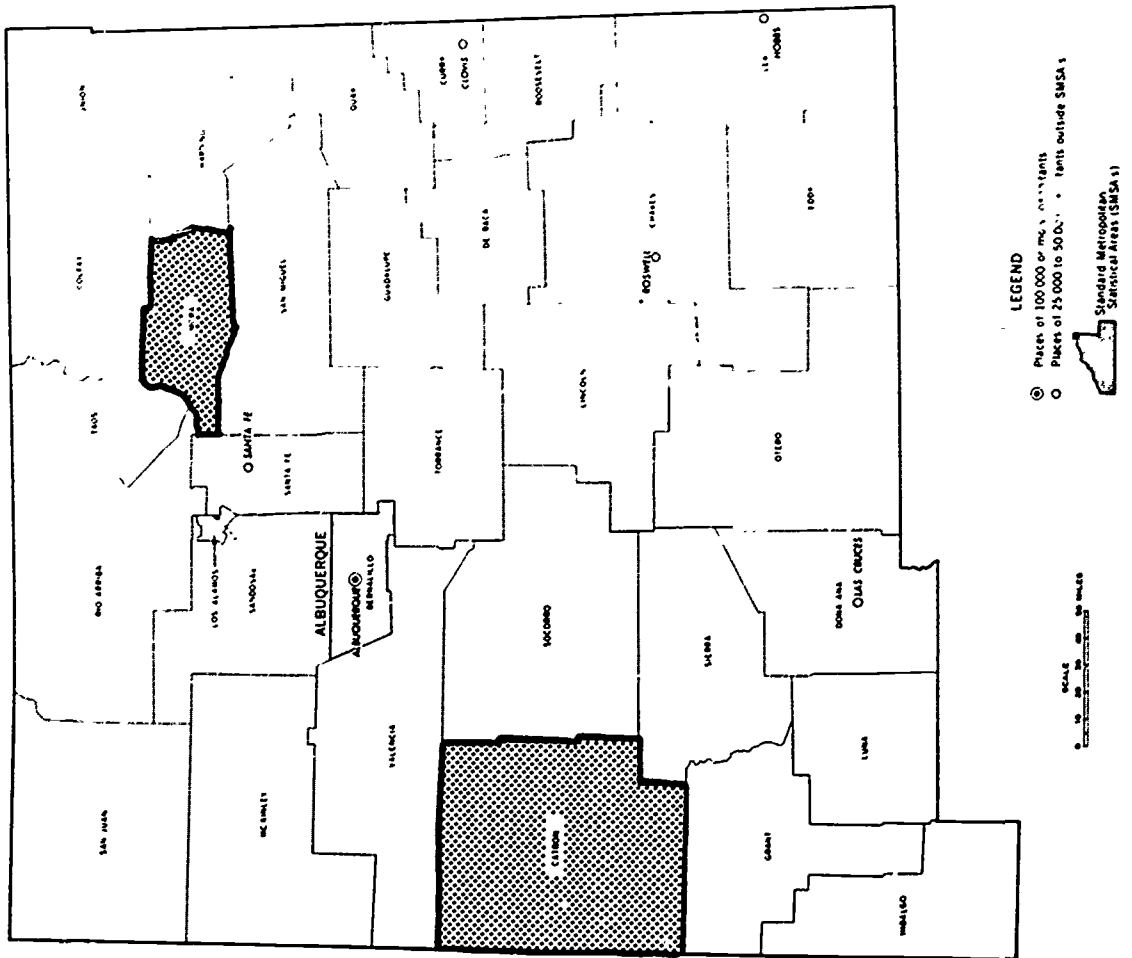
LOCAL GOVERNMENT FINANCES									
GENERAL REVENUE					GENERAL DIRECT EXPENDITURES				
Taxes					Health				
Total	Per cent	Mil. Dol.	Dollars	Total	Per cent	Mil. Dol.	Dollars	Total	Per capita
Mil. Dol.	Percent	Mil. Dol.	Dollars	Mil. Dol.	Percent	Mil. Dol.	Dollars	Mil. Dol.	Dollars
Total	25.1	66.0	64.89	267.6	5.4	14.5	14.26		

# NEW MEXICO

U.S. DEPARTMENT OF COMMERCE Social and Economic Statistics Administration BUREAU OF THE CENSUS

I-154

0727



COUNTY and/or STATE		CATRON CON, NM											
POPULATION		FAMILIES			INCOME			NON-FEDERAL MD'S				HOSPITALS	
Total	Per square mile	65 years and over	Total	Median family income	Families Below low income level	Per capita	Total	Hosp based	Non-hosp based	Total	Beeds		
	Less Than	Percent	Dollars	Dollars	Percent	Dollars	Per 100K	Per 100K	Per 100K	Per 100K			
	0.5	12.7	6,558	2,372	14.1	45.50	45.50	-	45.50	-	-		
Total													
Metro													
Non-Metro	2,198												

if

MORTALITY RATES																			
ALL CAUSES		ACCIDENTS		CANCER		HEART DISEASES		INFECTIOUS AND PARASITIC DISEASES		INFLUENZA AND PNEUMONIA		SUICIDE		TUBERCULOSIS		INFANT		MATERNAL	
Total	Per 1K pop	Motor vehicle	Non-motor vehicle	Per 100K pop	Per 100K pop	Major Cardiovas	Homicide	Per 100K pop	Per 100K pop	Per 100K pop	Per 100K pop	Per 100K pop	Per 100K pop	Per 100K pop	Per 100K pop	Per 1K Live Births	Per 1K Live Births	Per 1K Live Births	
Total																			
Metro																			
Non-Metro	11.37	181.98	-	136.49	409.46					90.99									

LOCAL GOVERNMENT FINANCES									
GENERAL REVENUE					GENERAL DIRECT EXPENDITURES				
Taxes		Health			Total		Per capita		
Mil. Dol.	Percent	Mil. Dol.	Dollars	Percent	Mil. Dol.	Dollars	Percent	Mil. Dol.	Dollars
0.8	17.0	5.136	61.87	0.4	0.7	0.0028	1.27		

COUNTY and/or STATE		MORA COV, NM												
POPULATION				FAMILIES			INCOME			NON-FEDERAL M.D.'S			HOSPITALS	
Total	Per square mile	65 years and over	Percent	Total	Median family income	Families Below low income level	Percent	Dollars	Total	Hosp based	Non-hosp based	Total	Beds	
									Per 100K	Per 100K	Per 100K	Per 100K		
Total	2		11.9	1,055	3,096	57.3		1,048	42.80	-	42.80	-	-	
Metro														
Non-Metro	4,673													

MORTALITY RATES																						
ALL CAUSES		ACCIDENTS			Cancer		Major Cardiovas		Homicide		Infectious and Parasitic Diseases		Influenza and Pneumonia		Suicide		Tuberculosis		Infant		Maternal	
Total	Per 1K pop	Motor vehicle	Non-motor vehicle	Per 100K pop	Per 100K pop	Per 100K pop	Per 100K pop	Per 100K pop	Per 100K pop	Per 100K pop	Per 100K pop	Per 100K pop	Per 100K pop	Per 100K pop	Per 100K pop	Per 100K pop	Per 1K Live Births	Per 1K Live Births	Per 1K Live Births	Per 1K Live Births	Per 1K Live Births	
Total																						
Metro																						
Non-Metro	10.91	85.60	21.40	85.60	492.19	21.40	42.60	64.20	21.40	21.40	21.40	21.40	21.40	21.40	21.40	21.40	36.59	36.59	36.59	36.59	36.59	

LOCAL GOVERNMENT FINANCES						
GENERAL REVENUE			GENERAL DIRECT EXPENDITURES			
Total	Per capita	Taxes	Total	Per capita	Health	Per capita
Mil. Dol.	Percent	Mil. Dol.	Dollars	Mil Dol	Percent	Mil. Dol.
1.2	10.2	0.1224	26.19	1.3	0.1	0.0013
						Dollars
						0.28

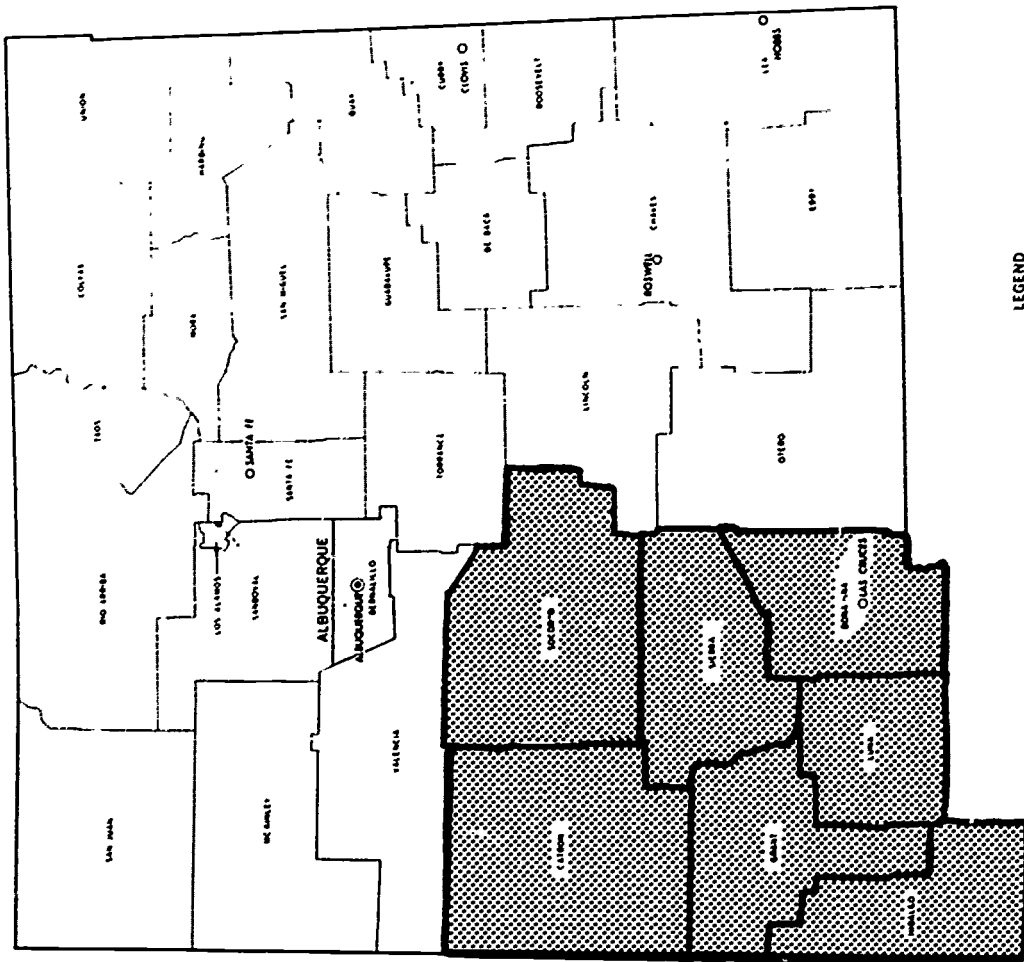


# NEW MEXICO

U.S. DEPARTMENT OF COMMERCE Social and Economic Statistics Administration BUREAU OF THE CENSUS

I-158

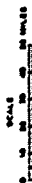
0729a



## LEGEND

- ⊙ Places of 100,000 or more inhabitants
- Places of 25,000 to 50,000 inhabitants outside SMSAs

Standard Metropolitan Statistical Areas (SMSAs)





COUNTY and/or STATE		CATRON CON, NM												
POPULATION				FAMILIES			INCOME			NON-FEDERAL M.D.'S			HOSPITALS	
Total	Per 100K pop	65 years and over	Per 100K pop	Total	Median family income	Families below low income level	Per capita	Total	Hosp based	Non-hosp based	Total	Beds		
	Less Than	Percent	Percent		Dollars	Percent	Dollars	Per 100K	Per 100K	Per 100K	Per 100K			
	0.5	12.7	14.3	574	6,558	14.3	2,372	45.50	--	45.50	--	--		
Total														
Metro														
Non-Metro	2,198													

MORTALITY RATES																					
ALL CAUSES		ACCIDENTS		Cancer		Major Cardiovas		Homicide		Infectious and Parasitic Diseases		Influenza and Pneumonia		Suicide		Tuberculosis		Infant		Maternal	
Total	Per 100K pop	Motor vehicle	Non-motor vehicle	Per 100K pop	Per 100K pop	Per 100K pop	Per 100K pop	Per 100K pop	Per 100K pop	Per 100K pop	Per 100K pop	Per 100K pop	Per 100K pop	Per 100K pop	Per 100K pop	Per 100K pop	Per 100K pop	Per 1K Live Births	Per 1K Live Births	Per 1K Live Births	
	11.37	181.98	--	135.49	409.46	--	--	--	90.99	--	--	--	--	--	--	--	--	--	--	--	--
Total																					
Metro																					
Non-Metro																					

LOCAL GOVERNMENT FINANCES					
GENERAL REVENUE			GENERAL DIRECT EXPENDITURES		
Total	Per capita	Total	Per capita	Total	Per capita
Mill. Dol.	Percent	Mill. Dol.	Percent	Mill. Dol.	Dollars
0.8	17.0	0.136	61.87	0.7	0.4
					0.0028
					1.27

COUNTY and/or STATE		DONA ANA CON., NM				NON-FEDERAL M.D.'S			HOSPITALS		
POPULATION		FAMILIES		INCOME		NON-FEDERAL M.D.'S			HOSPITALS		
Total	Per square mile	65 years and over	Total	Median family income	Families Below low income level	Per capita	Total	Hosp based	Non-hosp based	Total	Beds
	18	5.4	15,607	7,392	20.7	2,234	65.93	4.30	51.60	1	107
Total Metro											
Non-Metro	69,773										

ALL CAUSES		ACCIDENTS		MORTALITY RATES								
Total	Per 1K pop	Motor vehicle	Non-motor vehicle	Cancer	Major Cardiovas	Homicide	Infectious and Parasitic Diseases	Influenza and Pneumonia	Suicide	Tuberculosis	Infant	Maternal
	43.00	20.07	78.83	214.98	2.67	2.67	30.10	6.60	1.43	19.73		
Total Metro												
Non-Metro	5.58											

LOCAL GOVERNMENT FINANCES			
GENERAL REVENUE		GENERAL DIRECT EXPENDITURES	
Total	Taxes	Total	Health
Mill.Dol.	Percent	Mill.Dol.	Percent
18.0	22.3	4,014	57.53
		17.8	7.6
		1,353	19.39

COUNTY und/or STATE		GRANT CON, NM				NON-FEDERAL M.D.'S				HOSPITALS	
POPULATION		FAMILIES		INCOME		Total		Per 100K		Total	
Total	Per square mile	Total	Median Family Income	Families Below low Income level	Per capita	Total	Hosp based	Non-hosp based	Total	Per 100K	Per 100K
			Dollars	Percent	Dollars	Per 100K pop	Per 100K pop	Per 100K pop	Per 100K pop	Per 100K pop	Per 100K pop
64	6	5,282	7,907	11.8	2,334	104.40	27.24	68.09			
Metro											
Non-Metro											
		22,030									

ALL CAUSES		ACCIDENTS		MORTALITY RATES		Influenza and Pneumonia		Suicide		Tuberculosis		Infant		Maternal		
Total	Per 1K pop	Motor vehicle	Non-motor vehicle	Cancer	Major Cardiovas	Homicide	Infectious and Parasitic Diseases	Per 100K pop	Per 100K pop	Per 100K pop	Per 100K pop	Per 1K Live Births	Per 1K Live Births	Per 1K Live Births	Per 1K Live Births	
7.94	49.73	27.24	113.48	358.60	4.54	68.04	16.16	21.65								
Metro																
Non-Metro																

LOCAL GOVERNMENT FINANCES		GENERAL REVENUE		Taxes		GENERAL DIRECT EXPENDITURES		Health	
Total	Per cent	Per capita	Total	Per capita	Total	Per capita	Total	Per capita	Total
Mill. Dol.	Mill. Dol.	Mill. Dol.	Mill. Dol.	Mill. Dol.	Mill. Dol.	Mill. Dol.	Mill. Dol.	Mill. Dol.	Mill. Dol.
6.2	32.3	2,003	90.92	6.0	12.4	0.744	33.77		



COUNTY and/or STATE		HILDAGO CON., NM				NON-FEDERAL M.D.'S				HOSPITALS	
POPULATION		FAMILIES		INCOME		Total		Total		Total	
Total	65 years and over	Total	Median family income	Families Below low income level	Per capita	Hosp based	Non-hosp based	Total	Per 100K	Per 100K	Beds
	Percent		Dollars	Percent	Dollars	Per 100K	Per 100K	Per 100K	Per 100K	Per 100K	
	9.1	1,127	6,564	22.1	1,923	-	42.25	42.25	42.25	42.25	25
Total											
Metro											
Non-Metro											

ALL CAUSES		ACCIDENTS		MORTALITY RATES								
Total	Per 1K pop	Motor vehicle	Non-motor vehicle	Cancer	Major Cardiovas	Homicide	Infectious and Parasitic Diseases	Influenza and Pneumonia	Suicide	Tuberculosis	Infant	Maternal
	Per 100K pop	Per 100K pop	Per 100K pop	Per 100K pop	Per 100K pop	Per 100K pop	Per 100K pop	Per 100K pop	Per 100K pop	Per 100K pop	Per 1K Live Births	Per 1K Live Births
Total	12.46	126.74	63.37	126.74	506.97	-	-	42.25	-	-	18.52	
Metro												
Non-Metro												

LOCAL GOVERNMENT FINANCES					
GENERAL REVENUE			GENERAL DIRECT EXPENDITURES		
Taxes			Health		
Total	Per capita	Total	Per capita	Per capita	Per capita
Mil. Dol.	Percent	Mil. Dol.	Dollars	Mil. Dol.	Dollars
1.2	29.2	0.350	74.02	1.2	3.80
				1.5	0.018

COUNTY and/or STATE		LUNA CON, NM									
POPULATION		FAMILIES		INCOME			NON-FEDERAL M.D.'S			HOSPITALS	
Total	Per square mile	Total	65 years and over	Median family income	Families Below low income level	Per capita	Total	Hosp based	Non-hosp based	Total	Beds
	Percent	Dollars	Percent	Dollars	Percent	Dollars	Per 100K	Per 100K	Per 100K	Per 100K	
	4	2,863	10.2	6,470	20.5	2,075	42.71	-	34.17		52
Total											
Metro											
Non-Metro											
		11,706									

ALL CAUSES		ACCIDENTS		MORTALITY RATES								
Total	Per 1K pop	Motor vehicle	Non-motor vehicle	Cancer	Major Cardiovas	Homicide	Infectious and Parasitic Diseases	Influenza and Pneumonia	Suicide	Tuberculosis	Infant	Maternal
	Per 100K pop	Per 100K pop	Per 100K pop	Per 100K pop	Per 100K pop	Per 100K pop	Per 100K pop	Per 100K pop	Per 100K pop	Per 100K pop	Per 1K Live Births	Per 1K Live Births
	12.30	111.05	51.26	145.22	512.56	8.54	42.71	51.26	17.09	-	25.64	
Total												
Metro												
Non-Metro												

LOCAL GOVERNMENT FINANCES			
GENERAL REVENUE		GENERAL DIRECT EXPENDITURES	
Total	Taxes	Total	Health
Mill. Dol.	Percent	Mill Dol	Percent
3.5	24.2	3.7	15.3
	0.847		0.566
	72.36		48.36
	Dollars		Dollars
	Per 1000 pop		Per capita

COUNTY and/or STATE		SIERRA CON. NM				NON-FEDERAL A.D.'S				HOSPITALS	
POPULATION		FAMILIES		INCOME		FAMILIES		NON-FEDERAL A.D.'S		HOSPITALS	
Total	Per square mile	Total	65 years and over	Median family income	Families Below low income level	Total	Hosp based	Non-hosp based	Total	Beds	
			Percent	Dollars	Percent	Per 100K	Per 100K	Per 100K	Per 100K		
Total	2	1,957	24.6	4,831	23.9	2,068	41.73	69.55		53	
Metro											
Non-Metro		7,189									

MORTALITY RATES																					
ALL CAUSES		ACCIDENTS		Cancer		Major Cardiovas		Homicide		Infectious and Parasitic Diseases		Influenza and Pneumonia		Suicide		Tuberculosis		Infant		Maternal	
Total	Per 1K pop	Motor vehicle	Non-motor vehicle	Per 100K pop	Per 100K pop	Per 100K pop	Per 100K pop	Per 100K pop	Per 100K pop	Per 100K pop	Per 100K pop	Per 100K pop	Per 100K pop	Per 100K pop	Per 100K pop	Per 100K pop	Per 100K pop	Per 1K Live Births	Per 1K Live Births	Per 1K Live Births	
Total	19.89	67.55	111.26	222.11	945.89																
Metro																					
Non-Metro																					

LOCAL GOVERNMENT FINANCES					
GENERAL REVENUE			GENERAL DIRECT EXPENDITURES		
Taxes			Health		
Total	Per cent	Mill.Dol.	Per capita	Total	Per capita
Mill.Dol.	22.3	0.2676	37.22	1.2	0.0024
Total					

COUNTY and/or STATE		SOCORRO CON, NM				NON-FEDERAL M.D.'S				HOSPITALS	
POPULATION		FAMILIES		INCOME		NON-hosp based		Hosp based		Total	
Total	Per square mile	Total	65 years and over	Median family income	Families below low income level	Per capita	Total	Hosp based	Non-hosp based	Total	Beds
			Percent	Dollars	Percent	Dollars	Per 100K	Per 100K	Per 100K	Per 100K	
Total	1	2,215	7.8	6,357	29.5	1,776	51.21	-	51.21	1	45
Metro											
Non-Metro	9,763										

MORTALITY RATES																				
ALL CAUSES			ACCIDENTS			Homicide			Infectious and Parasitic Diseases			Suicide		Tuberculosis		Infant		Maternal		
Total	Per 100K pop	Per 100K pop	Motor vehicle	Non-motor vehicle	Cancer	Major Cardiovas	Per 100K pop	Per 100K pop	Per 100K pop	Per 100K pop	Per 100K pop	Per 100K pop	Per 100K pop	Per 100K pop	Per 100K pop	Per 100K pop	Per 1K Live Births	Per 1K Live Births	Per 1K Live Births	
Total	9.73	51.21	30.73	153.64	389.22	10.24	10.24	30.73	20.49	20.49	7.75									
Metro																				
Non-Metro																				

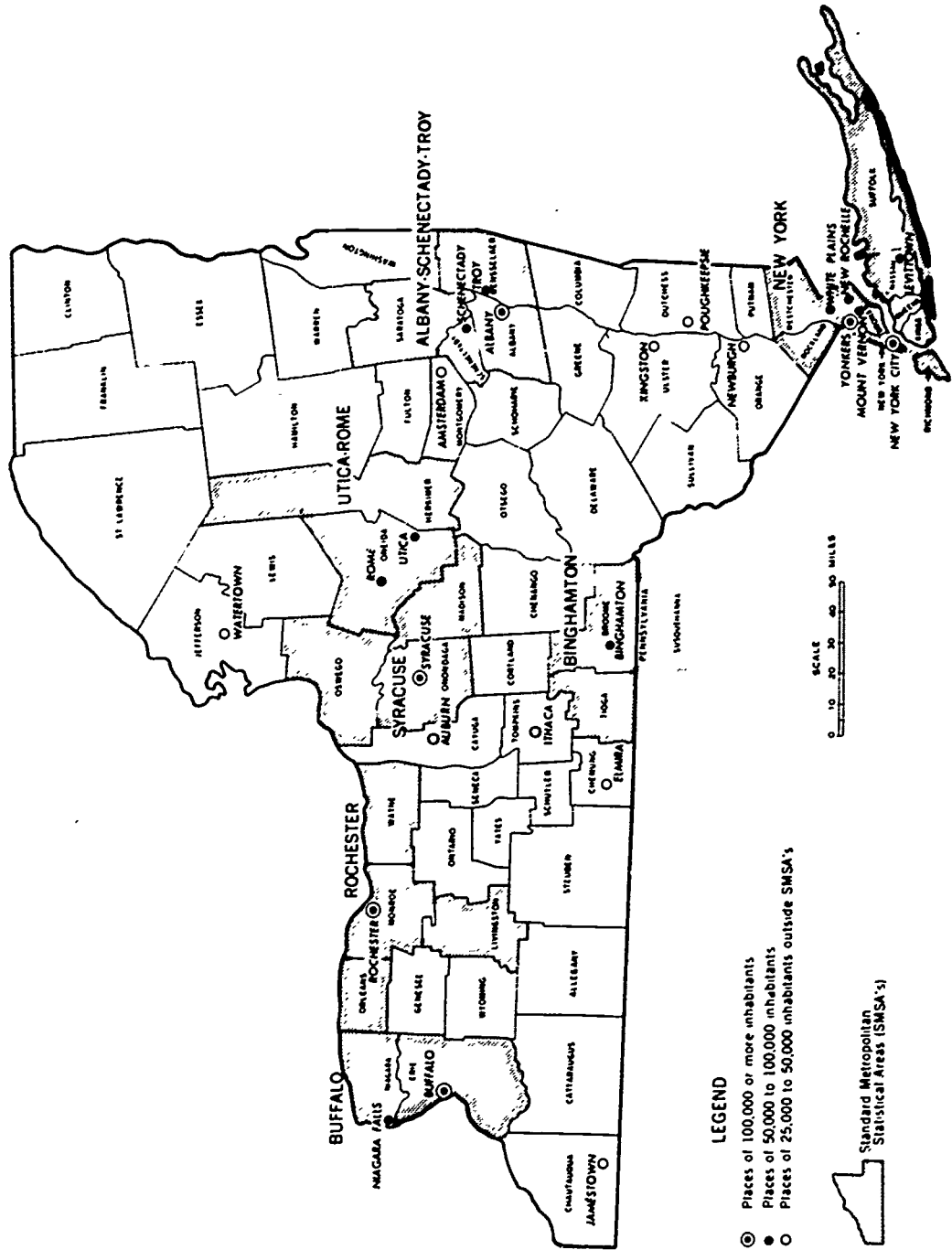
LOCAL GOVERNMENT FINANCES					
GENERAL REVENUE			GENERAL DIRECT EXPENDITURES		
Taxes			Health		
Total	Per capita	Total	Per capita	Total	Per capita
Mill.Dol.	Percent	Mill.Dol.	Percent	Mill.Dol.	Dollars
2.8	21.3	0.5964	61.09	3.0	25.20
			8.2	0.246	

# NEW YORK

U.S. DEPARTMENT OF COMMERCE Social and Economic Statistics Administration BUREAU OF THE CENSUS

I-166

0737





	COUNTY and/or STATE				NEW YORK				NON-FEDERAL M.D.'S				HOSPITALS			
	POPULATION				FAMILIES				INCOME				Total		Beds	
	Total	Per square mile	65 years and over	Percent	Total	Median family income	Families Below low income level	Percent	Dollars	Per capita	Total	Hosp based	Non-hosp based	Total	Total	Total
Total	18,241,584	381		10.8	4,609,638	10,609	8.5	3,608	235.59	74.02	123.3		34	81,375		
Metro	15,775,308															
Non-Metro	2,466,278															

	MORTALITY RATES																													
	ALL CAUSES				ACCIDENTS				HOMICIDE				INFECTIOUS AND PARASITIC DISEASES				SUICIDE		TUBERCULOSIS		INFANT		MATERNAL							
	Total	Per 1K pop	Per 100K pop	Per 100K pop	Motor vehicle	Non-motor vehicle	Cancer	Major Cardiovas	Homicide	Infectious and Parasitic Diseases	Influenza and Pneumonia	Suicide	Tuberculosis	Infant	Maternal	Per 1K Live Births	Per 100K pop	Per 100K pop	Per 100K pop	Per 100K pop	Per 100K pop	Per 100K pop	Per 100K pop	Per 100K pop	Per 100K pop	Per 100K pop	Per 100K pop	Per 100K pop	Per 100K pop	Per 100K pop
Total	10.31	17.91	20.42	193.07	545.70	7.97	5.07	40.02	7.78	3.42	19.41	26.12																		
Metro	10.24	16.40	19.30	194.78	535.50	8.84	5.26	40.61	7.16	3.59	11.76	2.27																		
Non-Metro	10.74	27.61	27.21	182.10	611.00	2.39	3.89	36.25	11.76	2.27																				

	LOCAL GOVERNMENT FINANCES							
	GENERAL REVENUE				GENERAL DIRECT EXPENDITURES			
	Total	Per capita	Total	Per capita	Total	Per capita	Total	Per capita
Total	8,866.4	49.3	4,371.1	239.62	8,490.2	7.6	645.3	35.37
Mil. Dol.								
Percent								
Mil. Dol.								
Dollars								
Percent								
Mil. Dol.								
Dollars								

0738





COUNTY and/or STATE		BROOME CON., NY										
POPULATION		FAMILIES			INCOME			NON-FEDERAL M.D.'S			HOSPITALS	
Total	Per square mile	65 years and over	Total	Median family income	Families Below low income level	Per capita	Total	Hosp based	Non-hosp based	Total	Beds	
	Percent	Dollars	Dollars	Percent	Dollars	Per 100K	Per 100K	Per 100K	Per 100K	Per 100K		
311	10.6	55,860	10,334	6.5	3,145	173.57	31.56	121.27	4	1,223		
Total		221,815										
Metro												
Non-Metro												

MORTALITY RATES																			
ALL CAUSES		ACCIDENTS		Cancer		Major Cardiovas		Homicide		Infectious and Parasitic Diseases		Suicide		Tuberculosis		Infant		Maternal	
Total	Per 1K pop	Motor vehicle	Non-motor vehicle	Per 100K pop	Per 100K pop	Per 100K pop	Per 100K pop	Per 100K pop	Per 100K pop	Per 100K pop	Per 100K pop	Per 100K pop	Per 100K pop	Per 100K pop	Per 100K pop	Per 1K Live Births	Per 1K Live Births	Per 1K Live Births	
9.32	16.68	22.99	183.49	497.71	0.90	5.41	35.62	7.66	9.90	20.66									
Total																			
Metro																			
Non-Metro																			

LOCAL GOVERNMENT FINANCES					
GENERAL REVENUE			GENERAL DIRECT EXPENDITURES		
Total	Per capita	Total	Per capita	Total	Per capita
Mil. Dol.	Percent	Mil. Dol.	Percent	Mil. Dol.	Dollars
100.3	42.6	42.73	192.64	97.2	8.94
					40.30





COUNTY and/or STATE		CORTLAND CON, NY											
POPULATION		FAMILIES			INCOME			NON-FEDERAL M.D.'S				HOSPITALS	
Total	Per square mile	65 years and over	Total	Median family income	Families Below low income level	Per capita	Total	Hosp based	Non-hosp based	Total	Beds		
		Percent	Dollars	Percent	Dollars	Per 100K	Per 100K	Per 100K	Per 100K	Per 100K			
91		10.1	9,142	8.5	2,763	100.23	4.36	76.26	1	176			
Total	45,984												
Metro													
Non-Metro													

MORTALITY RATES																		
ALL CAUSES		ACCIDENTS			Homicide		Infectious and Parasitic Diseases		Influenza and pneumonia		Suicide		Tuberculosis		Infant		Maternal	
Total	Per 1K pop	Motor vehicle	Non-motor vehicle	Cancer	Major Cardiovas	Per 100K pop	Per 100K pop	Per 100K pop	Per 100K pop	Per 100K pop	Per 100K pop	Per 100K pop	Per 100K pop	Per 1K Live Births	Per 1K Live Births	Per 1K Live Births		
10.50	30.51	13.07	209.18	605.74	4.36	37.04	8.72	2.16	20.22									
Total																		
Metro																		
Non-Metro																		

LOCAL GOVERNMENT FINANCES									
GENERAL REVENUE					GENERAL DIRECT EXPENDITURES				
Taxes		Health							
Total	Per capita	Total	Per capita						
Mil. Dol.	Percent	Mil. Dol.	Percent	Mil. Dol.	Percent				
14.8	34.0	5.03	109.60	16.1	0.193				
				4.21					



COUNTY and/or STATE		ONONDAGA CON, NY				NON-FEDERAL M D S				HOSPITALS	
POPULATION		FAMILIES		INCOME		Total		Total		Total	
Total	Per square mile	Total	Median family income	Families below low income level	Per capita	Hosp based	Non-hosp based	Total	Per 100K pop	Per 100K pop	Per 100K pop
	Percent	Dollars	Dollars	Percent	Dollars	Per 100K pop	Per 100K pop	Per 100K pop	Per 100K pop	Per 100K pop	Per 100K pop
596	9.4	115,157	10,830	66	3,186	212.12	61.54	113.78	5	1,494	
472,835											
Non-Metro											

ALL CAUSES		ACCIDENTS				MORTALITY RATES				Maternal		
Total	Per 1K pop	Motor vehicle	Non-motor vehicle	Cancer	Major Cardiovas	Homicide	Infectious and Parasitic Diseases	Influenza and Pneumonia	Suicide	Tuberculosis	Infant	Maternal
Per 1K pop	Per 100K pop	Per 100K pop	Per 100K pop	Per 100K pop	Per 100K pop	Per 100K pop	Per 100K pop	Per 100K pop	Per 100K pop	Per 100K pop	Per 1K Live Births	Per 1K Live Births
9.16	18.19	26.44	186.53	503.98	3.60	4.44	26.22	9.09	1.48	17.70		
Metro												
Non-Metro												

LOCAL GOVERNMENT FINANCES			
GENERAL REVENUE		GENERAL DIRECT EXPENDITURES	
Total	Taxes	Total	Health
Per cent	Per cent	Per cent	Per cent
Mill. Dol.	Mill. Dol.	Mill. Dol.	Mill. Dol.
174.5	44.9	165.70	184.4
	78.35	165.70	184.4
			3.32
			7.02

0744

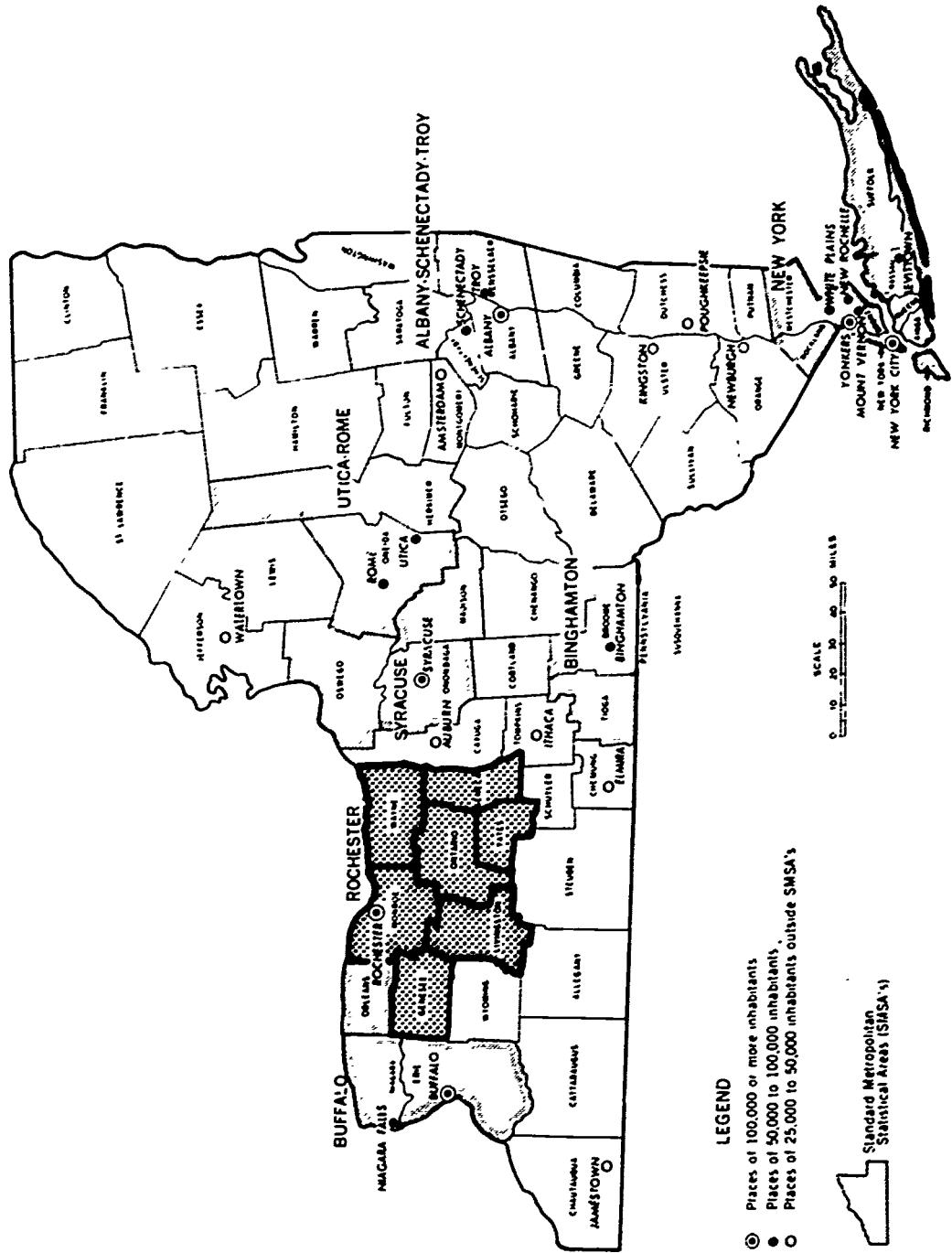




# NEW YORK

U.S. DEPARTMENT OF COMMERCE Social and Economic Statistics Administration BUREAU OF THE CENSUS

I-176



0746

COUNTY and/or STATE		GENESSEE CON, NY										
POPULATION		FAMILIES		INCOME			NON-FEDERAL A.D.'S			HOSPITALS		
Total	Per square mile	Total	65 years and over	Median family income	Families Below low income level	Dollars	Percent	Total	Hosp based	Non-hosp based	Total	Beds
	Percent	Dollars	Dollars	Dollars	Dollars	Dollars	Percent	Per 100K	Per 100K	Per 100K	Per 100K	
	117	14,953	10,004	2,959	5.4	102.18	5.11	85.15			2	287
Total												
Metro												
Non-Metro		58,723										

ALL CAUSES		ACCIDENTS			MORTALITY RATES							
Total	Per 1K pop	Motor vehicle	Non-motor vehicle	Cancer	Major Cardiovas	Homicide	Infectious and Parasitic Diseases	Influenza and Pneumonia	Suicide	Tuberculosis	Infant	Maternal
	Per 100K pop	Per 100K pop	Per 100K pop	Per 100K pop	Per 100K pop	Per 100K pop	Per 100K pop	Per 100K pop	Per 100K pop	Per 100K pop	Per 1K Live Births	Per 1K Live Births
	9.84	30.65	35.76	194.14	521.10	-	3.41	37.46	10.22	-	17.42	
Total												
Metro												
Non-Metro												

LOCAL GOVERNMENT FINANCES			
GENERAL REVENUE		GENERAL DIRECT EXPENDITURES	
Taxes		Health	
Total	Per capita	Total	Per capita
Mill. Dol.	Percent	Mill. Dol.	Percent
Mill. Dol.	Dollars	Mill. Dol.	Dollars
23.0	39.7	9.13	1.3
		155.48	0.271
		20.9	4.6
Total			

COUNTY and/or STATE		LIVINGSTON CON, NY											
POPULATION		FAMILIES			INCOME			NON-FEDERAL M.D.'S				HOSPITALS	
Total	Per square mile	65 years and over	Total	Median family income	Families Below low income level	Per capita	Total	Hosp based	Non-hosp based	Total	Beds		
		Percent	Dollars	Dollars	Percent	Dollars	Per 100K	Per 100K	Per 100K	Per 100K			
85		9.6	12,395	10,520	6.2	2,919	85.12	33.3	38.86		58		
Total Metro	54,041												
Non-Metro													

ALL CAUSES		ACCIDENTS		MORTALITY RATES									
Total	Per 100K pop	Motor vehicle	Non-motor vehicle	Cancer	Major Cardiovas	Homicide	Infectious and Parasitic Diseases	Influenza and Pneumonia	Suicide	Tuberculosis	Infant	Maternal	
Per 1K pop	Per 100K pop	Per 100K pop	Per 100K pop	Per 100K pop	Per 100K pop	Per 100K pop	Per 100K pop	Per 100K pop	Per 100K pop	Per 100K pop	Per 1K Live Births	Per 1K Live Births	
8.83	40.71	20.35	127.68	492.22	1.85	5.55	37.01	3.70	3.70	16.61			
Total Metro													
Non-Metro													

LOCAL GOVERNMENT FINANCES			
GENERAL REVENUE		GENERAL DIRECT EXPENDITURES	
Taxes		Health	
Total	Per capita	Total	Per capita
Mill. Dol.	Percent	Mill. Dol.	Percent
16.6	37.1	114.05	0.9
		16.2	0.146
		Dollars	Dollars
		2.70	2.70

COUNTY end/or STATE		MONROE CON., NY									
POPULATION			FAMILIES		INCOME		NON-FEDERAL M.D.'S			HOSPITALS	
Total	Per square mile	65 years and over	Total	Median family income	Families Below low income level	Per capita	Total	Hosp based	Non-hosp based	Total	Beds
		Percent	Dollars	Percent	Dollars	Per 100K pop	Per 100K	Per 100K	Per 100K		
	1,055	9.7	176,627	12,420	5.0	3,821	241.88	75.85	119.12	7	2,216
Total											
Metro	711,917										
Non-Metro											

ALL CAUSES		ACCIDENTS		MORTALITY RATES									
Total	Per 1K pop	Motor vehicle	Non-motor vehicle	Cancer	Major Cardiovas	Homicide	Infectious and Parasitic Diseases	Influenza and Pneumonia	Suicide	Tuberculosis	Infant	Maternal	
	Per 100K pop	Per 100K pop	Per 100K pop	Per 100K pop	Per 100K pop	Per 100K pop	Per 100K pop	Per 100K pop	Per 100K pop	Per 100K pop	Per 1K Live Births	Per 1K Live Births	
Total	8.66	18.26	23.60	164.34	458.62	4.07	6.18	32.03	12.08	2.53	14.88		
Metro													
Non-Metro													

LOCAL GOVERNMENT FINANCES			
GENERAL REVENUE		GENERAL DIRECT EXPENDITURES	
Total	Taxes	Total	Health
Per cent	Per capita	Per cent	Per capita
Mil. Dol.	Dollars	Mil. Dol.	Dollars
50.1	135.87	190.85	17.74
271.2		300.7	
		12.63	
		4.2	
		12.63	
		17.74	

COUNTY and/or STATE		ONTARIO CON, NY									
POPULATION		FAMILIES		INCOME			NON-FEDERAL M.D.'S			HOSPITALS	
Total	Per square mile	Total	65 years and over	Median family income	Families Below low income level	Per capita	Total	Hosp based	Non-hosp based	Total	Beds
			Percent	Dollars	Percent	Dollars	Per 100K	Per 100K	Per 100K	Per 100K	
121		19,163	10.9	10,511	6.5	3,066	144.58	3.80	119.22	3	467
Total Metro											
Non-Metro		78,849									

ALL CAUSES		ACCIDENTS		MORTALITY RATES									
Total	Per 1K pop	Motor vehicle	Non-motor vehicle	Cancer	Major Cardiovas	Homicide	Infectious and Parasitic Diseases	Influenza and Pneumonia	Suicide	Tuberculosis	Infant	Maternal	
	Per 100K pop	Per 100K pop	Per 100K pop	Per 100K pop	Per 100K pop	Per 100K pop	Per 100K pop	Per 100K pop	Per 100K pop	Per 100K pop	Per 1K Live Births	Per 1K Live Births	
9.65	30.44	32.97	139.51	546.61	2.54	5.07	48.19	11.41	1.27	17.59			
Total Metro													
Non-Metro													

GENERAL REVENUE		LOCAL GOVERNMENT FINANCES		GENERAL DIRECT EXPENDITURES	
Total	Taxes	Total	Per capita	Total	Per capita
Mill. Dol.	Percent	Mill. Dol.	Dollars	Mill. Dol.	Dollars
26.3	36.6	22.13	27.0	0.243	3.08
	9.63		0.9		

COUNTY and/or STATE		SENECA CON, NY											
POPULATION		FAMILIES			INCOME			NON-FEDERAL M.D.'S				HOSPITALS	
Total	Per square mile	Total	65 years and over	Median family income	Families below low income level	Per capita	Total	Hosp based	Non-hosp based	Total	Total	Beeds	
			Percent	Dollars	Percent	Dollars	Per 100K	Per 100K	Per 100K	Per 100K			
	106	8,069	12.6	9,606	7.4	2,686	13.97	65.56	51.31		2	153	
Total													
Metro													
Non-Metro	35.083												

MORTALITY RATES																			
ALL CAUSES		ACCIDENTS			Homicide			Infectious and Parasitic Diseases		Influenza and Pneumonia		Suicide		Tuberculosis		Infant		Maternal	
Total	Per 1K pop	Motor vehicle	Non-motor vehicle	Cancer	Major Cardiovas	Per 100K pop	Per 100K pop	Per 100K pop	Per 100K pop	Per 100K pop	Per 100K pop	Per 100K pop	Per 100K pop	Per 100K pop	Per 100K pop	Per 1K Live Births	Per 1K Live Births	Per 1K Live Births	
Total																			
Metro																			
Non-Metro	9.32	34.20	25.65	193.83	467.46	-	2.85	25.65	5.70	2.65	13.07								

LOCAL GOVERNMENT FINANCES									
GENERAL REVENUE					GENERAL DIRECT EXPENDITURES				
Taxes					Health				
Total	Per capita	Total	Per capita	Total	Per capita	Total	Per capita	Total	Per capita
Mill. Dol.	Percent	Mill. Dol.	Percent	Mill. Dol.	Percent	Mill. Dol.	Percent	Mill. Dol.	Dollars
11.9	33.6	3,998	113.96	11.7	5.1	0.597	17.02		
Total									



COUNTY and/or STATE		WAYNE CON, NY									
POPULATION		FAMILIES		INCOME			NON-FEDERAL M.D.S			HOSPITALS	
Total	Per square mile	Total	65 years and over	Median family income	Families Below low income level	Per capita	Total	Hosp based	Non-hosp based	Total	Beds
			Percent	Dollars	Percent	Dollars	Per 100K	Per 100K	Per 100K	Per 100K	
Total	131	19,399	9.9	10,488	5.9	3,005	76.82	3.78	59.19	2	142
Metro	79,404										
Non-Metro											

ALL CAUSES		ACCIDENTS			MORTALITY RATES							
Total	Per 1K pop	Motor vehicle	Non-motor vehicle	Cancer	Major Cardiovas	Homicide	Infectious and Parasitic Diseases	Influenza and Pneumonia	Suicide	Tuberculosis	Infant	Maternal
	Per 100K pop	Per 100K pop	Per 100K pop	Per 100K pop	Per 100K pop	Per 100K pop	Per 100K pop	Per 100K pop	Per 100K pop	Per 100K pop	Per 1K Live Births	Per 1K Live Births
Total	9.05	46.60	32.74	161.20	477.31	3.78	3.78	31.48	15.11	-	17.20	
Metro												
Non-Metro												

LOCAL GOVERNMENT FINANCES					
GENERAL REVENUE			GENERAL DIRECT EXPENDITURES		
Total	Percent	Per capita	Total	Percent	Per capita
Mill. Dol.	Percent	Mill. Dol.	Mill. Dol.	Percent	Mill. Dol.
Total	30.2	117.90	Total	0.6	2.15
Mill. Dol.	30.2	117.90	Mill. Dol.	0.6	2.15
Percent	30.2	117.90	Percent	0.6	2.15
Per capita		117.90	Per capita		2.15

COUNTY and/or STATE		YATES CON, NY											
POPULATION		FAMILIES			INCOME			NON-FEDERAL M.D.'S				HOSPITALS	
Total	Per square mile	65 years and over	Total	Median family income	Families Below low income level	Per capita	Total	Hosp based	Non-hosp based	Total	Beats		
		Percent	Dollars	Dollars	Percent	Dollars	Per 100K pop	Per 100K pop	Per 100K pop	Per 100K pop			
58		13.3	4,955	9,067	8.5	2,773	110.94	-	80.68	1	93		
Total													
Metro													
Non-Metro	19,831												

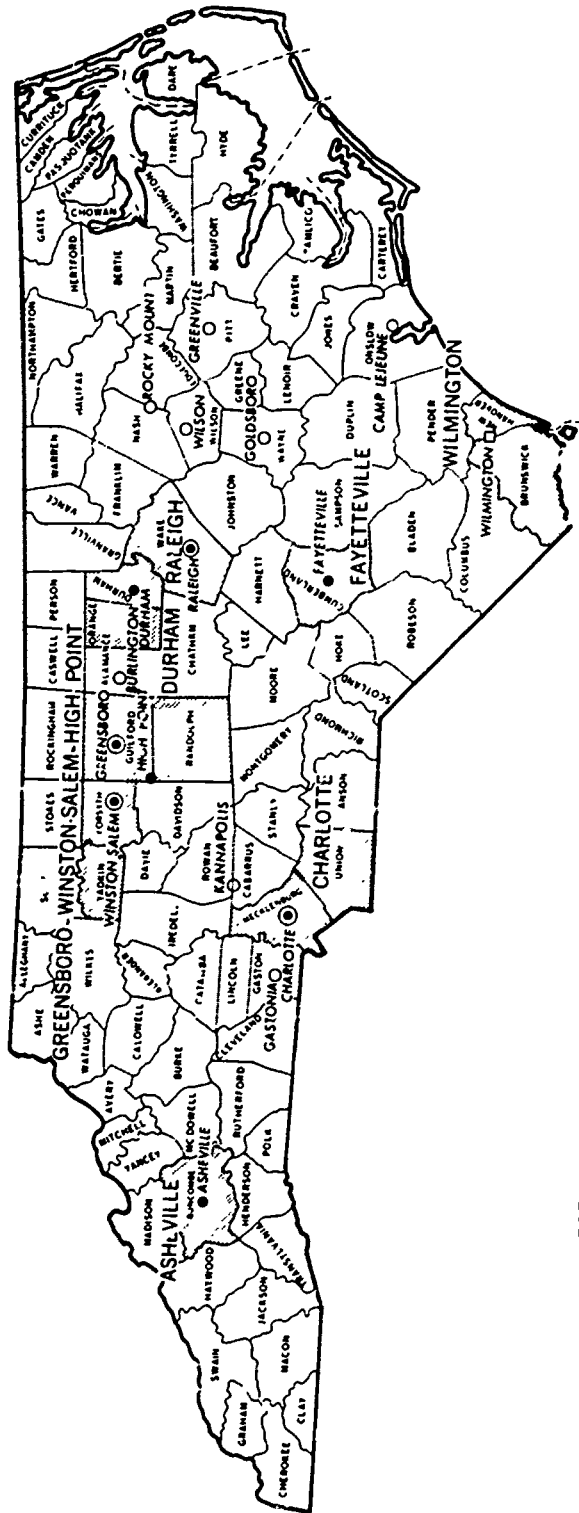
ALL CAUSES		ACCIDENTS					MORTALITY RATES							
Total	Per 1K pop	Motor vehicle	Non-motor vehicle	Cancer	Major Cardiovas	Homicide	Infectious and Parasitic Diseases	Influenza and Pneumonia	Suicide	Tuberculosis	Infant	Maternal		
	Per 100K pop	Per 100K pop	Per 100K pop	Per 100K pop	Per 100K pop	Per 100K pop	Per 100K pop	Per 100K pop	Per 100K pop	Per 100K pop	Per 1K Live Births	Per 1K Live Births		
11.70	30.26	25.21	186.58	690.84	-	5.04	30.26	5.04	15.09					
Total														
Metro														
Non-Metro														

LOCAL GOVERNMENT FINANCES					
GENERAL REVENUE			GENERAL DIRECT EXPENDITURES		
Total	Per capita	Total	Per capita	Total	Per capita
Mill. Dol.	Percent	Mill. Dol.	Percent	Mill. Dol.	Dollars
7.3	41.1	3.00	151.28	7.5	3.03
			0.8		0.06





# NORTH CAROLINA



### LEGEND

- ⊙ Places of 100,000 or more inhabitants
- Places of 50,000 to 100,000 inhabitants
- Central cities of SMSAs with fewer than 50,000 inhabitants
- Places of 25,000 to 50,000 inhabitants outside SMSAs



SCALE  
0 10 20 30 40 50 MILES

U.S. DEPARTMENT OF COMMERCE Social and Economic Statistics Administration BUREAU OF THE CENSUS

I-134

0754

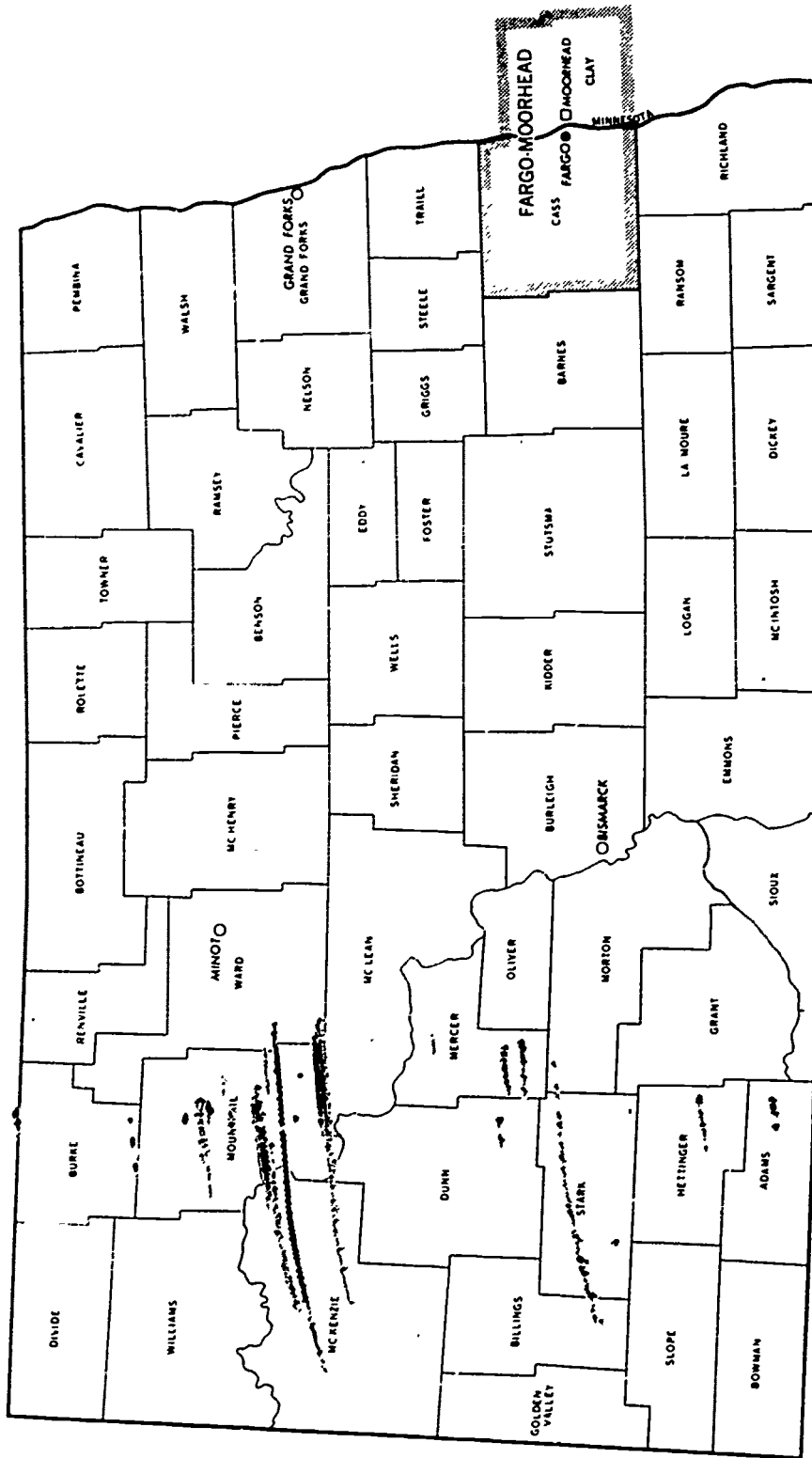
	COUNTY and/or STATE		NORTH CAROLINA				NON-FEDERAL 'M.D.'S				HOSPITALS	
	POPULATION		FAMILIES		INCOME		Total		Total		Total	
	Per square mile	65 years and over	Total	Median family income	Families Below low income level	Per capita	Hosp based	Non-hosp based	Per 100K	Per 100K	Per 100K	Beds
Total	104	Percent	292,466	Dollars	Percent	Dollars	Per 100K	Per 100K	Per 100K	Per 100K	136	18,497
Metro	33.87	Percent	128,55	Dollars	Percent	2,474	10.62	2.50	20.87	70.53		
Non-Metro	27.82	Percent	129,48	Dollars	Percent	2,474	10.62	2.11	20.87	70.53		

	MORTALITY RATES																					
	ALL CAUSES			ACCIDENTS		Cancer		Major Cardiovas		Homicide		Infectious and Parasitic Diseases		Suicide		Tuberculosis		Infant		Maternal		
	Per 1K pop	Per 100K pop	Per 100K pop	Motor vehicle	Non-motor vehicle	Per 100K pop	Per 100K pop	Per 100K pop	Per 100K pop	Per 100K pop	Per 100K pop	Per 100K pop	Per 100K pop	Per 100K pop	Per 100K pop	Per 100K pop	Per 100K pop	Per 1K Live Births	Per 1K Live Births	Per 1K Live Births	Per 1K Live Births	
Total	8.80	33.87	32.31	33.87	32.31	128.55	447.44	11.96	6.37	32.18	10.62	2.50	24.17	25.46								
Metro	7.92	27.82	30.98	27.82	30.98	126.99	386.18	13.49	5.32	26.77	10.96	2.11										
Non-Metro	9.32	37.47	33.11	37.47	33.11	129.48	483.93	11.05	7.00	38.22	10.42	2.73										

	LOCAL GOVERNMENT FINANCES			
	GENERAL REVENUE		GENERAL DIRECT EXPENDITURES	
	Per 100K pop	Per capita	Total	Per capita
Total	29.3	56.72	1,031.9	50.6
Mil. Dol.	Percent	Mil Dol	Percent	Mil. Dol.
984.4	29.3	288.4	56.72	1,031.9
			4.9	9.95



# NORTH DAKOTA

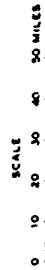


## LEGEND

- Places of 50,000 to 100,000 inhabitants
- Central cities of SMSA's with fewer than 50,000 inhabitants
- Places of 25,000 to 50,000 inhabitants outside SMSA's



Standard Metropolitan Statistical Areas (SMSA's)



U.S. DEPARTMENT OF COMMERCE Social and Economic Statistics Administration BUREAU OF THE CENSUS

I-186

0756

COUNTY and/or STATE		NORTH DAKOTA											
POPULATION		FAMILIES			INCOME			NON FEDERAL M.D.'S				HOSPITALS	
Total	Per square mile	65 years and over	Total	Median family income	Families below low income level	Per capita	Total	Hosp based	Non-hosp based	Total	Beds		
		Percent	Dollars	Percent	Dollars	Per 100K pop	Per 100K pop	Per 100K pop	Per 100K pop	Per 100K pop			
Total	617,792	10.7	7,836	12.4	2,469	93.88	6.96	75.92	58	3,948			
Metro	73,653												
Non-Metro	544,139												

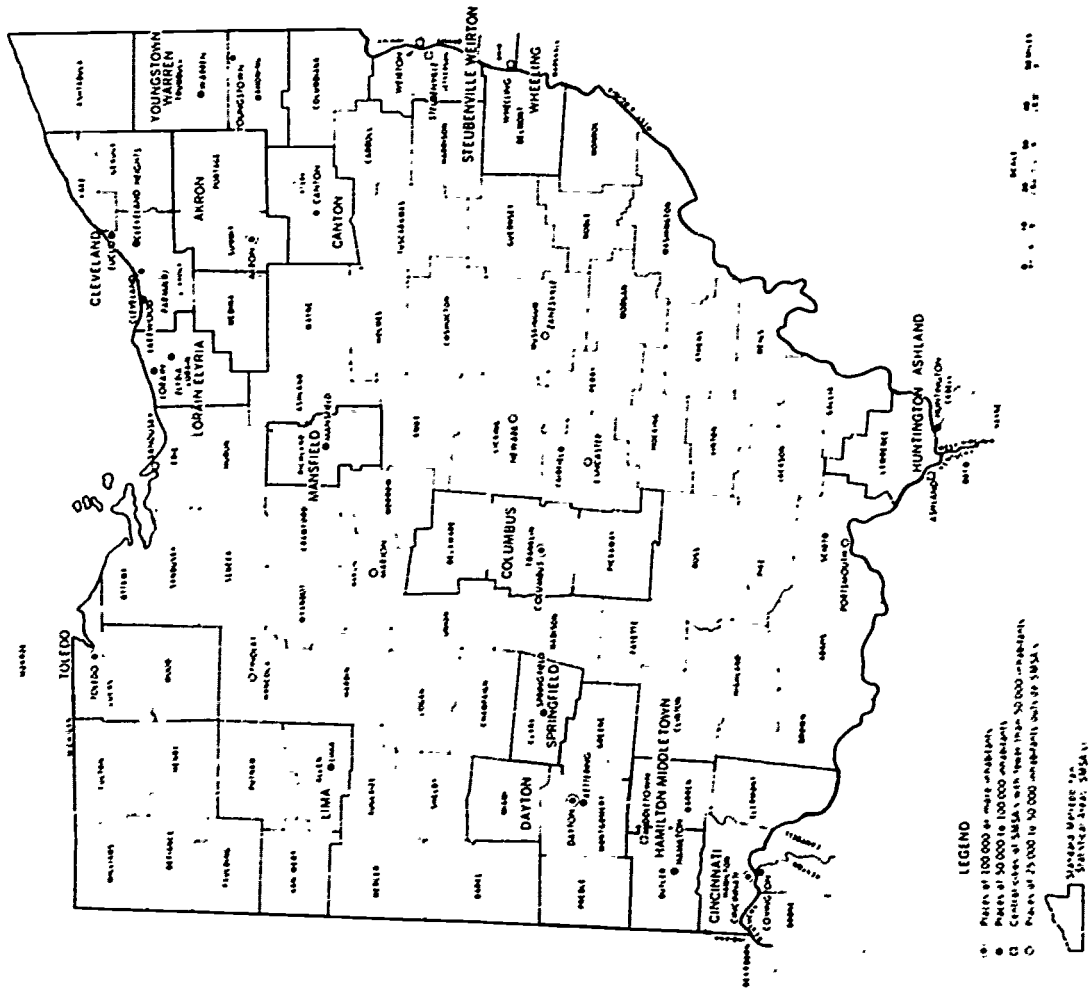
ALL CAUSES		ACCIDENTS		MORTALITY RATES									
Total	Per 1K pop	Motor vehicle	Non-motor vehicle	Cancer	Major Coronas	Homicide	Infectious and Parasitic Diseases	Influenza and Pneumonia	Suicide	Tuberculosis	Infant	Maternal	
Per 1K pop	Per 100K pop	Per 100K pop	Per 100K pop	Per 100K pop	Per 100K pop	Per 100K pop	Per 100K pop	Per 100K pop	Per 100K pop	Per 100K pop	Per 1K Live Births	Per 1K Live Births	
Total	9.09	29.46	33.34	147.78	495.31	1.46	3.88	42.57	11.98	0.97	14.31	27.52	
Metro	7.28	20.37	25.80	112.69	395.17	1.36	1.36	33.94	9.50	2.72			
Non-Metro	9.33	30.69	34.37	152.12	508.33	1.47	4.23	43.74	12.31	0.74			

LOCAL GOVERNMENT FINANCES					
GENERAL REVENUE			GENERAL DIRECT EXPENDITURES		
Total	Per cent	Per capita	Total	Per cent	Per capita
Mill. Dol.	Mill. Dol.	Dollars	Mill. Dol.	Mill. Dol.	Dollars
Total	168.8	54.3	148.13	169.4	1.94
				0.7	
				1.2	

# OHIO

U.S. DEPARTMENT OF COMMERCE Social and Economic Statistics Administration BUREAU OF THE CENSUS

I-188

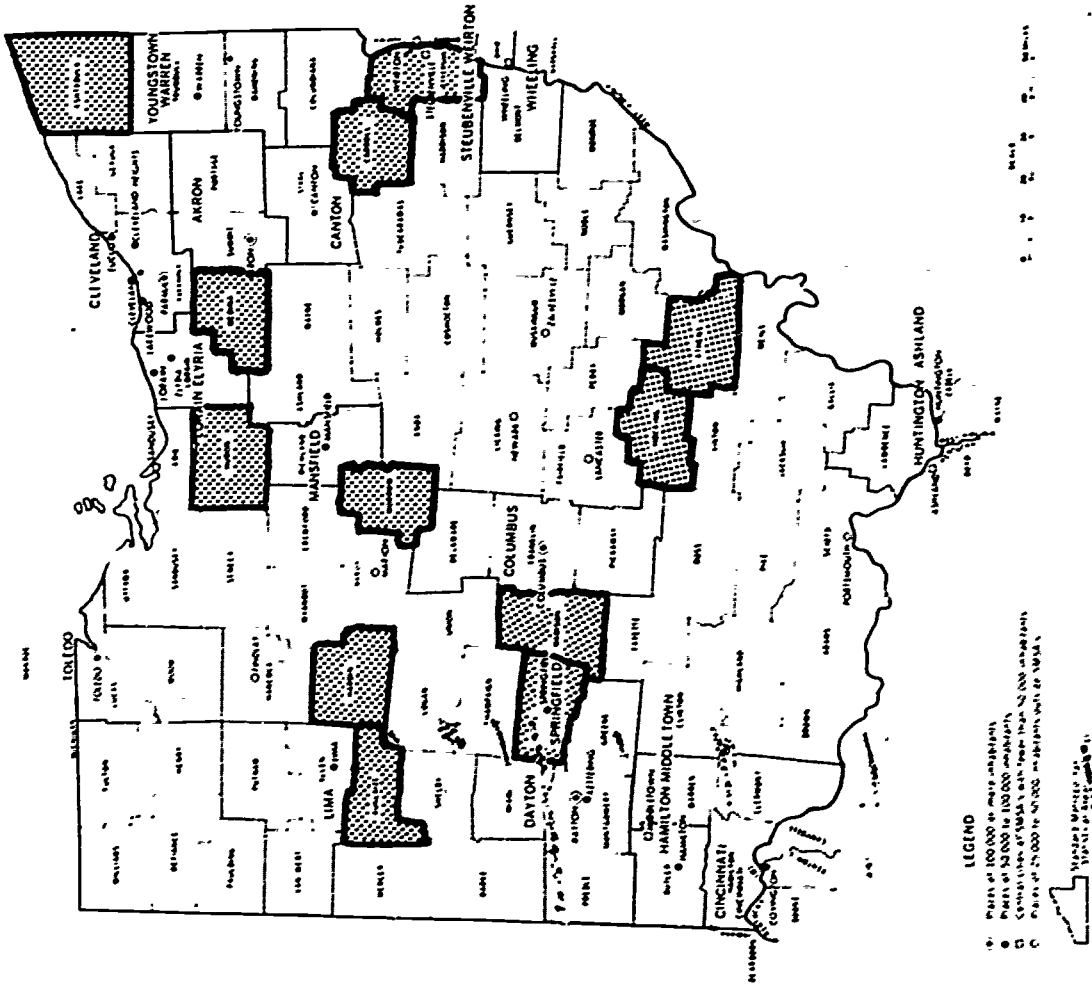


0758

COUNTY and/or STATE		OHIO			NON-FEDERAL A.D.'S			HOSPITALS	
POPULATION		FAMILIES		INCOME		Total		Total	
Total	Per square mile	Total	65 years and over	Median family income	Families Below low income level	Per capita	Hosp based	Non-hosp based	Per 100K
			Percent	Dollars	Percent	Dollars	Per 100K	Per 100K	Per 100K
Total	260	2,609,130	9.3	10,309	7.6	3,199	32.29	83.45	1.95
Metro	8,274,586								
Non-Metro	2,380,656								41.081

ALL CAUSES		ACCIDENTS		MORTALITY RATES		Tuberculosis		Suicide		Influenza and Pneumonia		Homicide		Major Coronaries		Cancer		Infectious and Parasitic Diseases		Maternal		
Total	Per 1K pop	Motor vehicle	Non-motor vehicle	Per 100K pop	Per 100K pop	Per 100K pop	Per 100K pop	Per 100K pop	Per 100K pop	Per 100K pop	Per 100K pop	Per 100K pop	Per 100K pop	Per 100K pop	Per 100K pop	Per 100K pop	Per 100K pop	Per 100K pop	Per 100K pop	Per 100K pop	Per 1K Live Births	Per 1K Live Births
Total	2.44	24.49	27.25	165.80	7.16	4.68	28.02	11.97	12.13	26.13	26.13	4.51	8.48	508.29	165.80	4.68	28.02	11.97	12.13	26.13	18.66	20.53
Metro	9.09	21.74	27.00	164.94	8.48	4.51	26.13	12.13	12.13	26.13	26.13	4.51	8.48	480.00	164.94	4.51	26.13	12.13	12.13	26.13	18.66	20.53
Non-Metro	10.59	34.02	28.14	168.82	2.56	5.29	34.61	11.38	11.38	34.61	34.61	5.29	2.39	606.64	168.82	5.29	34.61	11.38	11.38	34.61	18.66	20.53

LOCAL GOVERNMENT FINANCES		GENERAL DIRECT EXPENDITURES	
GENERAL REVENUE		Taxes	
Total	Per capita	Total	Per capita
Mill. Dol.	Percent	Mill. Dol.	Percent
Total	54.3	1,455.5	4.5
		136.60	4.5
		2,746.6	4.5
		123.6	4.5



COUNTY end/or STATE		ASHTABULA CON, OH				NON-FEDERAL M.D.'S				HOSPITALS	
POPULATION		FAMILIES		INCOME		Total		Per 100K		Total	
Total	Per square mile	65 years and over	Total	Median family income	Families below low income level	Per capita	Hosp based	Non-hosp based	Total	Total	Beds
	140	10.2	25,018	9,889	7.5	2,938	2.04	50.90	3	341	
Total Metro											
Non-Metro	98,237										

ALL CAUSES		ACCIDENTS		MORTALITY RATES								
Total	Per 1K pop	Motor vehicle	Non-motor vehicle	Cancer	Major Cardiovas	Homicide	Infectious and Parasitic Diseases	Influenza and Pneumonia	Suicide	Tuberculosis	Infant	Maternal
Total Metro	10.16	44.79	28.50	150.66	574.12	6.11	3.05	46.83	11.20	-	17.92	
Non-Metro												

LOCAL GOVERNMENT FINANCES			
GENERAL REVENUE		GENERAL DIRECT EXPENDITURES	
Total	Percent	Total	Per capita
Mill. Dol.	Percent	Mill. Dol.	Per capita
22.1	56.9	21.2	3.02
12.57	127.96	0.297	
	1.4		

0761



COUNTY and/or STATE		ATHENS CON, OH				NON-FEDERAL M.D.'S				HOSPITALS	
POPULATION		FAMILIES		INCOME		Total		Total		Total	
Total	Per square mile	65 years and over	Total	Median family income	Families below low income level	Per capita	Non-hosp based	Total	Total	Total	Beds
		Percent	Dollars	Dollars	Percent	Dollars	Per 100K pop	Per 100K pop	Per 100K pop	Per 100K pop	
111		9.1	11,373	7,628	13.1	2,292	86.10	21.53	52.02	2	150
Total Metro											
Non-Metro											
			55,747								

ALL CAUSES		ACCIDENTS		Major Cardiovas		Homicide		Infectious and Parasitic Diseases		Influenza and Pneumonia		Suicide		Tuberculosis		Infant		Maternal		
Total	Per 1K pop	Motor vehicle	Non-motor vehicle	Per 100K pop	Per 100K pop	Per 100K pop	Per 100K pop	Per 100K pop	Per 100K pop	Per 100K pop	Per 100K pop	Per 100K pop	Per 100K pop	Per 1K Live Births	Per 100K pop	Per 100K pop	Per 1K Live Births	Per 1K Live Births	Per 1K Live Births	
8.95	15.14	25.11	132.74	554.29	-	1.79	37.67	7.16	1.79	12.50										
Total Metro																				
Non-Metro																				

LOCAL GOVERNMENT FINANCES				GENERAL DIRECT EXPENDITURES			
GENERAL REVENUE		Taxes		Total		Health	
Total	Per capita	Total	Per capita	Total	Per capita	Total	Per capita
MIL. DOL.	Percent	MIL. DOL.	Dollars	MIL DOL	Percent	MIL. DOL.	Dollars
9.8	47.5	4.655	83.50	10.3	0.8	0.0824	1.48
Total							

COUNTY and/or STATE		AUGLAIZE CON, OH												
POPULATION		FAMILIES			INCOME			NON-FEDERAL A.C.'S				HOSPITALS		
Total	Per square mile	65 years and over	Total	Median family income	Families below low income level	Per capita	Total	Hosp based	Non-hosp based	Total	Per 100K	Per 100K	Total	Beds
		Percent	Dollars	Dollars	Percent	Dollars	Per 100K	Per 100K	Per 100K	Per 100K				
	97	10.9	9,628	9,628	5.3	2,759	49.22	-	47.63					80
Total Metro														
Non-Metro														

38,602

ALL CAUSES		ACCIDENTS		MORTALITY RATES										
Total	Per 1K pop	Motor vehicle	Non-motor vehicle	Cancer	Major Cardiovas	Homicide	Infectious and Parasitic Diseases	Influenza and Pneumonia	Suicide	Tuberculosis	Infant	Maternal	Per 1K Live Births	Per 1K Live Births
	Per 100K pop	Per 100K pop	Per 100K pop	Per 100K pop	Per 100K pop	Per 100K pop	Per 100K pop	Per 100K pop	Per 100K pop	Per 100K pop	Per 100K pop	Per 100K pop	Per 100K pop	Per 100K pop
Total Metro														
Non-Metro	9.84	41.45	20.72	17.66	564.74	-	2.54	28.50	10.36	2.59	16.21			

LOCAL GOVERNMENT FINANCES		GENERAL DIRECT EXPENDITURES	
GENERAL REVENUE		Health	
Total	Per capita	Total	Per capita
Mill. Dol.	Per cent	Mill. Dol.	Per cent
8.9	47.6	8.8	9.7
4.236	109.68	0.854	22.11



COUNTY and/or STATE		CARROLL CON. OIL			NON-FEDERAL MD'S			HOSPITALS		
POPULATION		FAMILIES		INCOME		NON-FEDERAL MD'S		HOSPITALS		
Total	Per square mile	Total	Median family income	Families Below low income level	Per capita	Total	Hosp based	Non-hosp based	Total	Beds
	65 years and over									
	55	5,654	8,635	11.4	2,506	23.17	--	10,34		
Total										
Metro										
Non-Metro	21,579									

MORTALITY RATES																					
ALL CAUSES			ACCIDENTS			Homicide			Infectious and Parasitic Diseases			Influenza and Pneumonia		Suicide		Tuberculosis		Infant		Maternal	
Total	Per 1K pop	Per 100K pop	Motor vehicle	Non-motor vehicle	Cancer	Major Coronaries	Per 100K pop	Per 100K pop	Per 100K pop	Per 100K pop	Per 100K pop	Per 100K pop	Per 100K pop	Per 100K pop	Per 100K pop	Per 100K pop	Per 100K pop	Per 1K Live Births	Per 1K Live Births	Per 1K Live Births	
																					Per 100K pop
		60.24	18.54	111.22	648.78	4.63	4.63	13.90													10.20
Total																					
Metro																					
Non-Metro	10.10																				

LOCAL GOVERNMENT FINANCES										
GENERAL REVENUE					GENERAL DIRECT EXPENDITURES					
Total	Mil. Dol.	Percent	Per capita	Total	Health					
					Total	Per capita	Mil. Dol.	Percent	Mil. Dol.	Dollars
	40.8	1.387	64.28	3.3	1.1	0.0363	1.68			
Total	3.4									

COUNTY and/or STATE		CLARK CON. OH											
POPULATION		FAMILIES				INCOME			NON-FEDERAL M.D.'S			HOSPITALS	
Total	Per square mile	65 years and over	Total	Median family income	Families below low income level	Per capita	Total	Hosp based	Non-hosp based	Total	Beeds		
		Percent	Dollars	Dollars	Percent	Dollars	Per 100K	Per 100K	Per 100K	Per 100K			
157,115	391	9.7	40,204	9,994	7.3	3,078	78.92	6.36	66.19	2	633		
Metro													
Non-Metro													

ALL CAUSES		ACCIDENTS		MORTALITY RATES								
Total	Per 1K pop	Motor vehicle	Non-motor vehicle	Cancer	Major Cardiovas	Homicide	Infectious and Parasitic Diseases	Influenza and Pneumonia	Suicide	Tuberculosis	Infant	Maternal
	Per 100K pop	Per 100K pop	Per 100K pop	Per 100K pop	Per 100K pop	Per 100K pop	Per 100K pop	Per 100K pop	Per 100K pop	Per 100K pop	Per 1K Live Births	Per 1K Live Births
9.28	26.10	17.50	17.50	153.39	197.72	5.73	3.82	46.46	10.18	2.55	21.00	
Metro												
Non-Metro												

LOCAL GOVERNMENT FINANCES		GENERAL DIRECT EXPENDITURES			
GENERAL REVENUE		Taxes		Health	
Total	Per cent	Per capita	Total	Per cent	Per capita
Mill. Dol.	Percent	Mill. Dol.	Mill. Dol.	Percent	Mill. Dol.
33.00	50.1	16.78	33.0	6.5	2.15
					13.68

COUNTY and/or STATE		TALAMANCA CO., OH													
POPULATION		FAMILIES			INCOME			NON-FEDERAL M.D.'S				HOSPITALS			
Total	Per square mile	65 years and over	Total	Median family income	Families Below low income level	Per capita	Total	Hosp based	Non-hosp based	Total	Per 100K	Per 100K	Per 100K	Total	Beds
		Percent		Dollars	Percent	Dollars	Per 100K pop	Per 100K pop	Per 100K pop	Per 100K pop					
	66	11.7	7.75	8,369	12.0	2,500	77.89	-	68.15	1					127
Total Metro															
Non-Metro			30,813												

ALL CAUSES		ACCIDENTS				MORTALITY RATES							
Total	Per 1K pop	Motor vehicle	Non-motor vehicle	Cancer	Major Cardiovas	Homicide	Infectious and Parasitic Diseases	Influenza and Pneumonia	Suicide	Tuberculosis	Infant	Maternal	
	Per 100K pop	Per 100K pop	Per 100K pop	Per 100K pop	Per 100K pop	Per 100K pop	Per 100K pop	Per 100K pop	Per 100K pop	Per 100K pop	Per 1K Live Births	Per 1K Live Births	
Total Metro													
Non-Metro	11.23	25.96	12.98	220.69	600.40	-	3.25	48.68	16.23	6.49	12.54		

LOCAL GOVERNMENT FINANCES					
GENERAL REVENUE			GENERAL DIRECT EXPENDITURES		
Taxes			Health		
Total	Per capita	Total	Per capita	Total	Per capita
Mil. Dol.	Percent	Mil. Dol.	Mil. Dol.	Mil. Dol.	Dollars
6.9	48.1	3.319	107.70	6.4	0.032
					1.04

0766



COUNTY and/or STATE		HOCKING CON, OH			NON-FEDERAL M D S			HOSPITALS	
POPULATION		FAMILIES		INCOME		Total		Total	
Total	Per square mile	Total	Median family income	Families Below low income level	Per capita	Hosp based	Non-hosp based	Per 100K	Per 100K
			Dollars	Percent	Dollars	Per 100K	Per 100K	Per 100K	Per 100K
48		5,279	7,741	14.5	2,333	-	39.37	44.29	54
48		11.8							
Total									
Metro									
Non-Metro		20,322							

ALL CAUSES		AC-CIDENTS		MORTALITY RATES		Tuberculosis		Suicide		Influenza and Pneumonia		Homicide		Major Cardiovas		Cancer	
Total	Per 1K pop	Motor vehicle	Non-motor vehicle	Per 100K pop	Per 100K pop	Per 100K pop	Per 100K pop	Per 100K pop	Per 100K pop	Per 100K pop	Per 100K pop	Per 100K pop	Per 100K pop	Per 100K pop	Per 100K pop	Per 100K pop	Per 100K pop
12.25	34.45	34.45	24.60	221.43	638.75	-	-	59.05	9.84	4.92	12.56	-	-	-	-	-	-
Total																	
Metro																	
Non-Metro																	

LOCAL GOVERNMENT FINANCES			
GENERAL REVENUE		GENERAL DIRECT EXPENDITURES	
Total	Taxes	Total	Health
Mill. Dol.	Percent	Mill Dol.	Percent
4.5	37.2	4.4	12.8
	1.674	0.563	27.70
	82.37		
	Dollars		
	Per capita		

0768

COUNTY and/or STATE		HURON CON., OH								
POPULATION		FAMILIES		INCOME		NON-FEDERAL A.D.'S			HOSPITALS	
Total	Per square mile	Total	Median family income	Families Below low income level	Per capita	Total	Hosp based	Non-hosp based	Total	Beds
			Dollars	Percent	Dollars	Per 100K	Per 100K	Per 100K		
Total	100	12,431	9,838	7.1	2,810	74.62	2.02	68.57	3	232
Metro										
Non-Metro	49,587									

ALL CAUSES		ACCIDENTS		MORTALITY RATES								
Total	Per 1K pop	Motor vehicle	Non-motor vehicle	Cancer	Major Cardiovas	Homicide	Infectious and Parasitic Diseases	Influenza and Pneumonia	Suicide	Tuberculosis	Infant	Maternal
Per 1K pop	Per 100K pop	Per 100K pop	Per 100K pop	Per 100K pop	Per 100K pop	Per 100K pop	Per 100K pop	Per 100K pop	Per 100K pop	Per 100K pop	Per 1K Live Births	Per 1K Live Births
Total	52.43	26.22	26.22	169.40	574.75	-	2.02	26.22	8.07	4.03	24.46	
Metro												
Non-Metro	10.53											

LOCAL GOVERNMENT FINANCES						
GENERAL REVENUE			GENERAL DIRECT EXPENDITURES			
Taxes			Health			
Total	Per capita	Total	Per capita	Total	Per capita	Per capita
Mil. Dol.	Percent	Mil. Dol.	Dollars	Mil Dol	Percent	Mil. Dol.
12.8	46.2	5.914	119.27	12.0	6.7	0.804
						16.21

COUNTY and/or STATE		JEFFERSON CON., OH			NON-FEDERAL MD'S			HOSPITALS		
POPULATION		FAMILIES		INCOME		NON-FEDERAL MD'S		HOSPITALS		
Total	Per square mile	Total	Median family income	Families Below low income level	Per capita	Total	Hosp based	Non-hosp based	Total	Beds
			Dollars	Percent	Dollars	Per 100K	Per 100K	Per 100K	Per 100K	
234		24,842	9,341	8.6	2,809	81.09	11.44	65.49		2
345										
96,193										
Non-Metro										

MORTALITY RATES																						
ALL CAUSES		ACCIDENTS			Cancer		Major Cardiovas		Homicide		Infectious and Parasitic Diseases		Influenza and Pneumonia		Suicide		Tuberculosis		Infant		Maternal	
Total	Per 1K pop	Motor vehicle	Non-motor vehicle	Per 100K pop	Per 100K pop	Per 100K pop	Per 100K pop	Per 100K pop	Per 100K pop	Per 100K pop	Per 100K pop	Per 100K pop	Per 100K pop	Per 100K pop	Per 100K pop	Per 100K pop	Per 100K pop	Per 100K pop	Per 1K Live Births	Per 1K Live Births	Per 1K Live Births	
10.84	28.07	28.07	24.95	190.24	610.23	3.12	1.04	21.83	4.16	4.16	4.16	4.16	4.16	4.16	4.16	4.16	4.16	4.16	17.04			
Total																						
Metro																						
Non-Metro																						

LOCAL GOVERNMENT FINANCES					
GENERAL REVENUE			GENERAL DIRECT EXPENDITURES		
Taxes			Health		
Total	Per capita	Total	Per capita	Total	Per capita
Mill. Dol.	Percent	Mill. Dol.	Percent	Mill. Dol.	Dollars
19.7	55.2	10.87	113.00	20.2	0.222
					2.31
Total					



COUNTY and/or STATE		MADISON CON, OH								
POPULATION		FAMILIES		INCOME		NON-FEDERAL M.O.'S			HOSPITALS	
Total	Per square mile	Total	Median family income	Families Below low income level	Per capita	Total	Hosp based	Non-hosp based	Total	Beds
			Dollars	Percent	Dollars	Per 100K	Per 100K	Per 100K	Per 100K	
		6,906	8,970	9.1	2,564	52.97	3.53	45.91		60
		0.5							1	
Total										
Metro										
Non-Metro		50,318								

ALL CAUSES		ACCIDENTS		MORTALITY RATES								
Total	Per 1K pop	Motor vehicle	Non-motor vehicle	Cancer	Major Cardiovas	Homicide	Infectious and Parasitic Diseases	Influenza and Pneumonia	Suicide	Tuberculosis	Infant	Maternal
		Per 100K pop	Per 100K pop	Per 100K pop	Per 100K pop	Per 100K pop	Per 100K pop	Per 100K pop	Per 100K pop	Per 100K pop	Per 1K Live Births	Per 1K Live Births
		24.72	28.25	158.91	515.57	-	-	24.72	7.06	-		20.30
Total												
Metro												
Non-Metro	9.00											

LOCAL GOVERNMENT FINANCES			
GENERAL REVENUE		GENERAL DIRECT EXPENDITURES	
Total	Taxes	Total	Health
	Per capita	Per capita	Per capita
Mill. Dol	Percent	Mill. Dol.	Percent
6.7	41.8	2.801	98.91
		7.2	13.7
			0.986
			34.82
Total			

0770

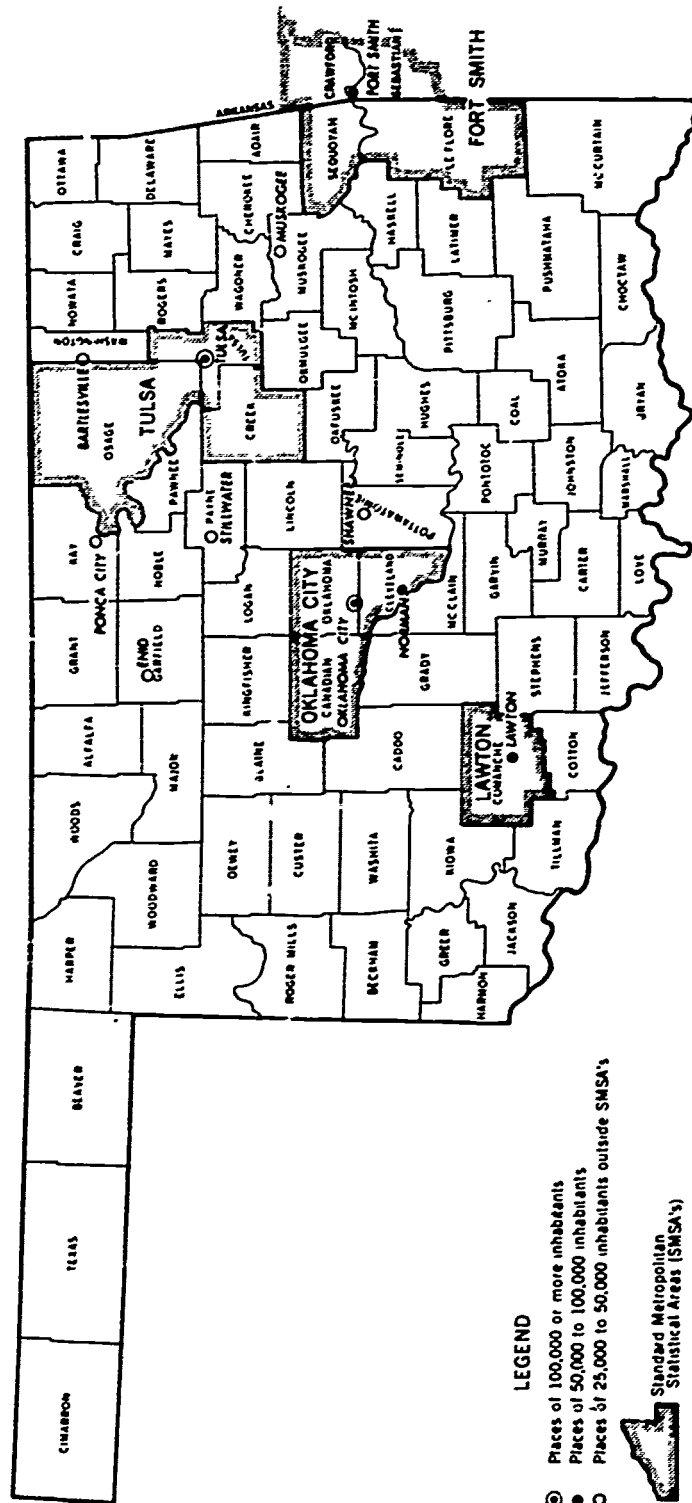


	COUNTY and/or STATE		MORROW CON, OH				NON-FEDERAL A.D.'S				HOSPITALS		
	POPULATION		FAMILIES		INCOME Families Below low income level		Total		Total		Total		
	Per square mile	65 years and over	Total	Median family income	Percent	Dollars	Per 100K pop	Hosp based	Non-hosp based	Per 100K pop	Per 100K pop	Per 100K pop	Per 100K pop
Total	53	9.9	5,562	8,599	9.6	2,562	-	23.42	-	32.79	-	1	42
Metro													
Non-Metro	21,348												

	MORTALITY RATES																								
	ALL CAUSES			ACCIDENTS		Cancer		Major Cardiovas		Homicide		Infectious and Parasitic Diseases		Influenza and Pneumonia		Suicide		Tuberculosis		Infant		Maternal			
	Total	Per 1K pop	Per 100K pop	Motor vehicle	Non-motor vehicle	Per 100K pop	Per 100K pop	Per 100K pop	Per 100K pop	Per 100K pop	Per 100K pop	Per 100K pop	Per 100K pop	Per 100K pop	Per 100K pop	Per 100K pop	Per 100K pop	Per 100K pop	Per 100K pop	Per 100K pop	Per 100K pop	Per 100K pop	Per 100K pop	Per 100K pop	
Total	9.40	42.09	46.76	121.59	565.84	-	4.66	37.41	4.66	4.66	4.66	4.66	4.66	4.66	4.66	4.66	4.66	4.66	4.66	4.66	4.66	4.66	4.66	4.66	
Metro																									
Non-Metro																									

	LOCAL GOVERNMENT FINANCES							
	GENERAL REVENUE		GENERAL DIRECT EXPENDITURES					
	Total	Taxes	Total	Per capita	Per capita			
Total	5.1	38.9	1.984	92.94	5.7	9.6	0.547	25.62
Mil. Dol.	Percent	Mil. Dol.	Dollars	Mil Dol	Percent	Mil. Dol.	Dollars	
5.1	38.9	1.984	92.94	5.7	9.6	0.547	25.62	

# OKLAHOMA



U.S. DEPARTMENT OF COMMERCE Social and Economic Statistics Administration BUREAU OF THE CENSUS

COUNTY and/or STATE		POPULATION		FAMILIES		INCOME		NON-FEDERAL M.D.'S				HOSPITALS	
Total	Per square mile	65 years and over	Total	Median family income	Families Below low income level	Total	Per capita	Total	Hosp based	Non-hosp based	Total	Beds	
		Percent	Dollars	Percent	Dollars	Per 100K pop	Per 100K pop	Per 100K pop	Per 100K pop	Per 100K pop	Per 100K pop		
Total	37	11.7	2,559,463	15.1	2,694	101.47	14.34	73.41	119	10,468			
Metro			1,200,716										
Non-Metro			1,278,747										

ALL CAUSES		ACCIDENTS		MORTALITY RATES									
Total	Per 1K pop	Motor vehicle	Non-motor vehicle	Cancer	Major Cardiovas	Homicide	Infectious and Parasitic Diseases	Influenza and Pneumonia	Suicide	Tuberculosis	Infant	Maternal	
	Per 100K pop	Per 100K pop	Per 100K pop	Per 100K pop	Per 100K pop	Per 100K pop	Per 100K pop	Per 100K pop	Per 100K pop	Per 100K pop	Per 1K Live Births	Per 1K Live Births	
Total	10.46	30.90	36.92	174.53	554.69	6.56	6.72	30.32	9.88	2.58	21.25	22.28	
Metro	8.34	23.50	30.76	145.54	415.15	7.81	5.78	23.74	8.98	2.11			
Non-Metro	12.57	38.32	43.09	203.56	694.43	5.32	7.66	36.91	10.79	3.05			

LOCAL GOVERNMENT FINANCES			
GENERAL REVENUE		GENERAL DIRECT EXPENDITURES	
Total	Per capita	Total	Per capita
Mill. Dol.	Percent	Mill. Dol.	Percent
533.5	42.7	227.8	4.6
		89.00	24.6
		535.0	9.61



COUNTY and/or STATE		OREGON				NON-FEDERAL M.D.'S				HOSPITALS	
POPULATION		FAMILIES		INCOME		NON-hosp based		Hosp based		Total	
Total	Per square mile	65 years and over	Total	Median family income	Families Below low income level	Per capita	Total	Per 100K	Per 100K	Per 100K	Beds
		Percent	Dollars	Dollars	Percent	Dollars	Per 100K	Per 100K	Per 100K	Per 100K	Beds
Total	2,091,533	10.9	542,483	9,487	8.6	3,148	144.44	21.09	101.74	81	8,402
Metro	1,280,735										
Non-Metro	810,798										

ALL CAUSES		ACCIDENTS			MORTALITY RATES							
Total	Per 100K pop	Motor vehicle	Non-motor vehicle	Cancer	Major Cardiovas	Homicide	Infectious and Parasitic Diseases	Influenza and Pneumonia	Suicide	Tuberculosis	Infant	Maternal
	Per 100K pop	Per 100K pop	Per 100K pop	Per 100K pop	Per 100K pop	Per 100K pop	Per 100K pop	Per 100K pop	Per 100K pop	Per 100K pop	Per 1K Live Births	Per 1K Live Births
Total	9.33	34.81	31.56	163.42	493.80	4.26	4.97	26.92	14.39	1.05	15.92	8.51
Metro	8.96	31.39	26.86	163.50	486.05	4.37	5.00	26.16	14.84	0.94		
Non-Metro	9.58	40.21	38.97	163.30	506.04	4.07	4.93	28.12	13.69	1.23		

LOCAL GOVERNMENT FINANCES			
GENERAL REVENUE		GENERAL DIRECT EXPENDITURES	
Total	Taxes	Total	Health
Mill. Dol.	Percent	Mill. Dol.	Percent
Total	607.7	308.7	147.60
	50.8		20.0
			3.2
			20.0
			9.56

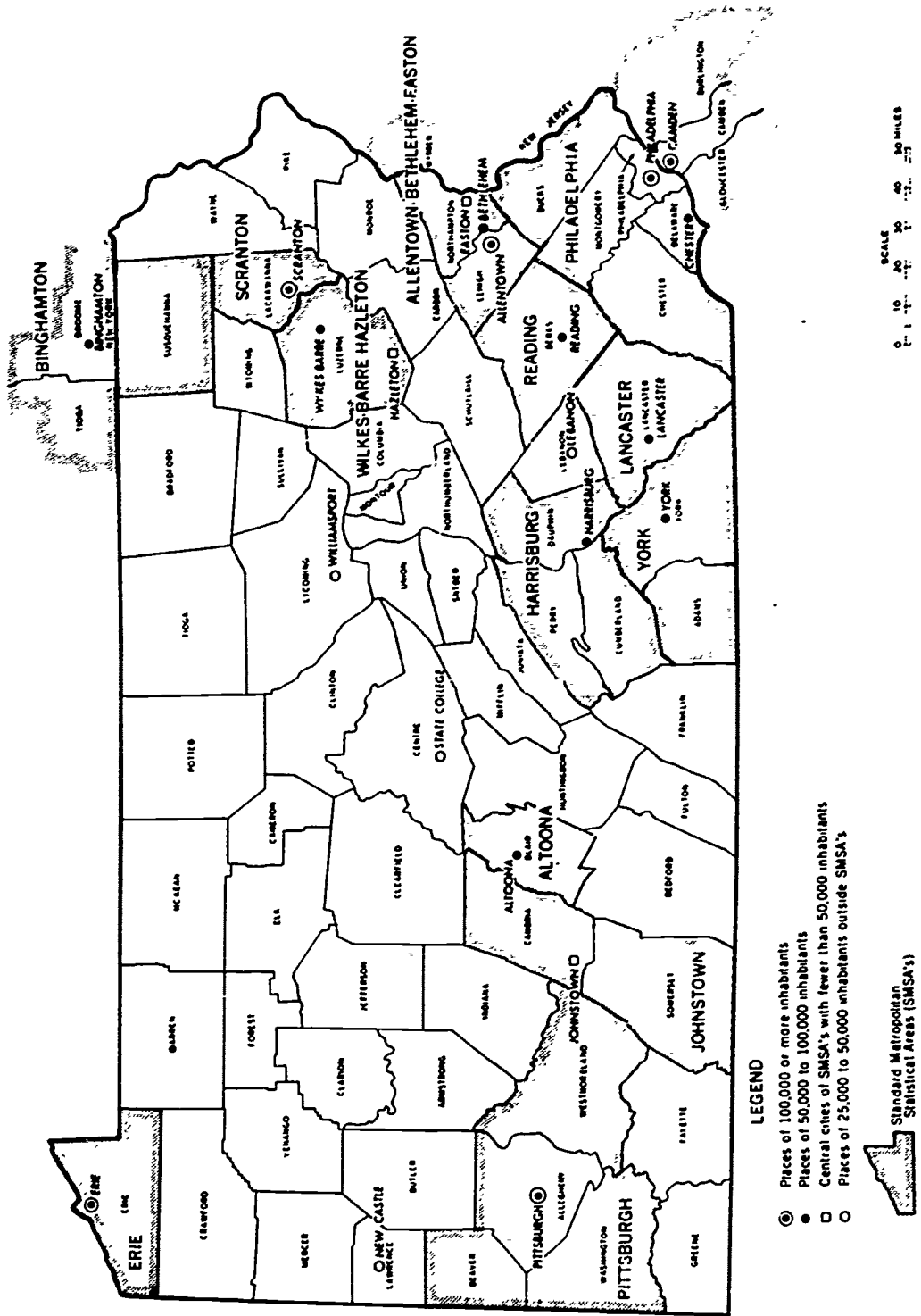
0776



# PENNSYLVANIA

U.S. DEPARTMENT OF COMMERCE Social and Economic Statistics Administration BUREAU OF THE CENSUS

I-208



0776a



COUNTY and/or STATE		PENNSYLVANIA				NON-FEDERAL M.D.'S				HOSPITALS		
POPULATION		FAMILIES		INCOME		Total		Total		Total		
Total	Per square mile	65 years and over	Total	Median family income	Families Below low income level	Per capita	Hosp based	Non-hosp based	Total	Per 100K	Per 100K	Per 100K
		Percent	Dollars	Dollars	Percent	Dollars	Per 100K	Per 100K	Per 100K	Per 100K	Per 100K	Per 100K
Total	262	10.8	3,011,130	9,554	7.9	3,086	38.12	90.47	238	53,296		
Metro	9,370,470											
Non-Metro	2,428,407											

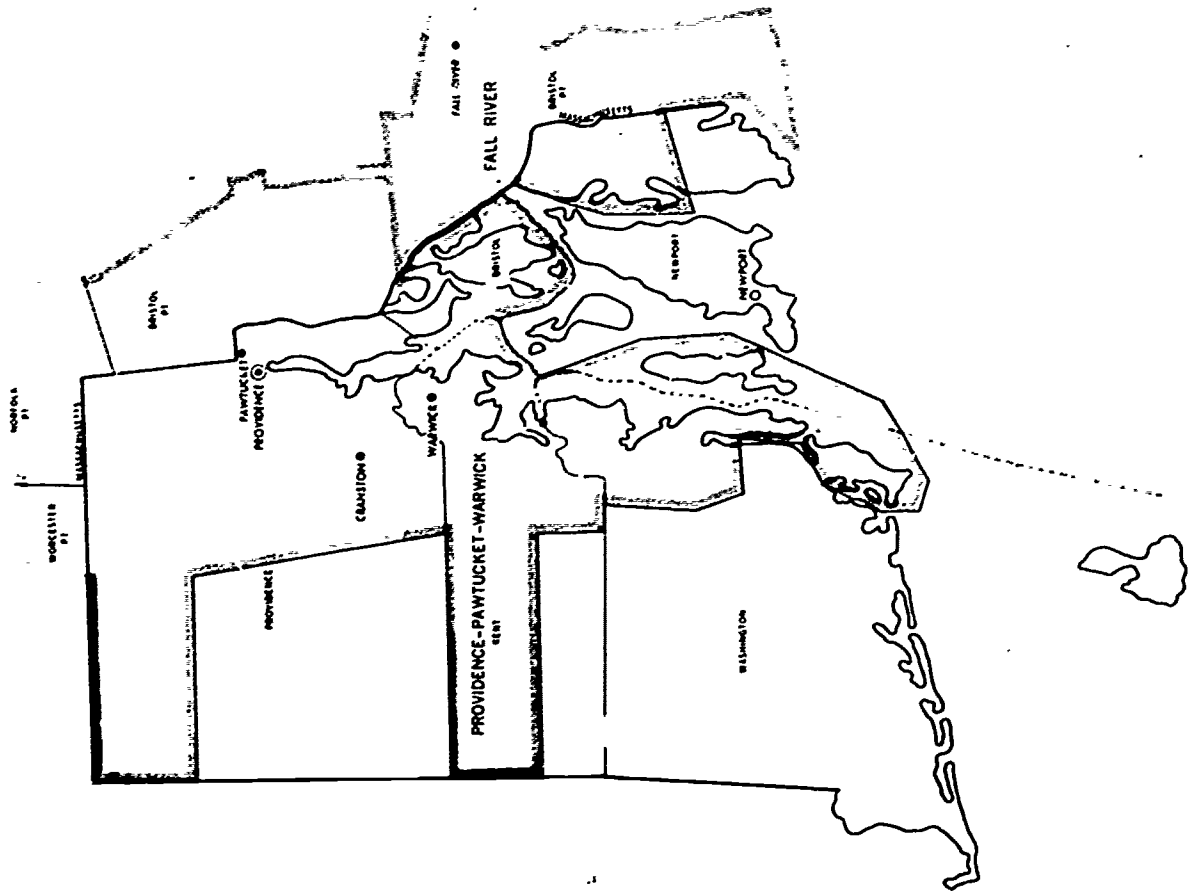
ALL CAUSES		ACCIDENTS		MORTALITY RATES		Tuberculosis		Suicide		Influenza and Pneumonia		Infant		Maternal	
Total	Per 100K pop	Motor vehicle	Non-motor vehicle	Cancer	Major Cardiovas	Homicide	Infectious and Parasitic Diseases	Per 100K pop	Per 100K pop	Per 100K pop	Per 100K pop	Per 1K Live Births	Per 1K Live Births	Per 1K Live Births	
Per 1K pop	Per 100K pop	Per 100K pop	Per 100K pop	Per 100K pop	Per 100K pop	Per 100K pop	Per 100K pop	Per 100K pop	Per 100K pop	Per 100K pop	Per 100K pop	Per 100K pop	Per 100K pop	Per 100K pop	
Total	10.76	20.41	26.43	185.70	590.47	5.59	5.10	29.46	10.90	3.18	20.24	18.70			
Metro	10.61	17.96	26.18	187.31	570.66	6.56	5.36	29.86	11.03	3.47					
Non-Metro	11.37	29.85	27.43	179.50	666.90	3.85	4.12	27.92	10.38	2.06					

LOCAL GOVERNMENT FINANCES		GENERAL DIRECT EXPENDITURES	
GENERAL REVENUE		Taxes	
Total	Per capita	Total	Per capita
Mill. Dol.	Percent	Mill. Dol.	Percent
2,698.5	54.6	1,473.4	1.8
		2,760.1	49.7
			4.21

0777

# RHODE ISLAND

I-210



SCALE  
1" = 100 MILES

### LEGEND

- ⊙ Places of 100,000 or more inhabitants
- Places of 50,000 to 100,000 inhabitants
- Places of 25,000 to 50,000 inhabitants outside SMSA's

Standard Metropolitan Statistical Areas (SMSA's)

U.S. DEPARTMENT OF COMMERCE Social and Economic Statistics Administration BUREAU OF THE CENSUS

J778

COUNTY and/or STATE		RHODE ISLAND								
POPULATION		FAMILIES		INCOME		NON-FEDERAL M.D.'S		HOSPITALS		
Total	Per square mile	Total	Median family income	Families Below low income level	Per capita	Total	Hosp based	Non-hosp based	Total	Beds
			Dollars	Percent	Dollars	Per 100K	Per 100K	Per 100K	Per 100K	
Total	905	236,667	9,733	8.5	3,121	154.25	37.48	94.55	15	3,410
Metro										
Non-Metro										

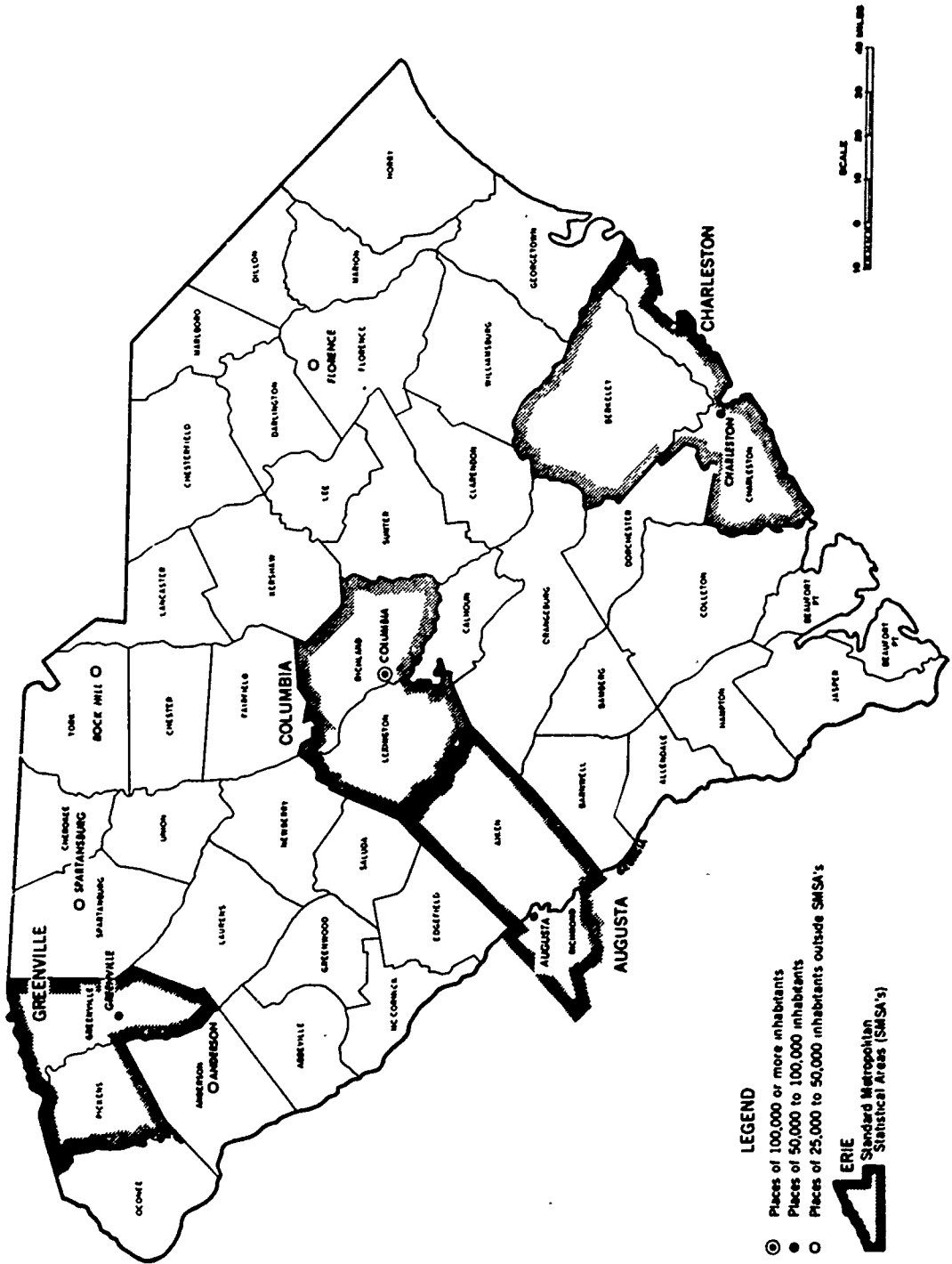
ALL CAUSES		ACCIDENTS		MORTALITY RATES								
Total	Per 1K pop	Motor vehicle	Non-motor vehicle	Cancer	Major Cardiovas	Homicide	Infectious and Parasitic Diseases	Influenza and Pneumonia	Suicide	Tuberculosis	Infant	Maternal
	Per 100K pop	Per 100K pop	Per 100K pop	Per 100K pop	Per 100K pop	Per 100K pop	Per 100K pop	Per 100K pop	Per 100K pop	Per 100K pop	Per 1K Live Births	Per 1K Live Births
Total	9.99	13.69	22.95	200.06	555.11	3.58	4.32	25.69	7.58	2.53		6.39
Metro	9.11	11.84	21.80	182.90	507.42	3.76	4.32	23.57	6.64	2.54		
Non-Metro	27.32	50.07	45.71	537.69	1,493.35		4.35	67.48	26.12	2.18		

LOCAL GOVERNMENT FINANCES			
GENERAL REVENUE		GENERAL DIRECT EXPENDITURES	
Total	Taxes	Total	Health
Per cent	Per cent	Per cent	Per cent
Mill. Dol.	Mill. Dol.	Mill. Dol.	Mill. Dol.
Total	123.4	125.93	1.6
Per cent	62.9	125.93	0.8
Mill. Dol.	123.4	198.2	1.68

0779

# SOUTH CAROLINA

I-212

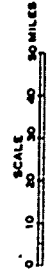
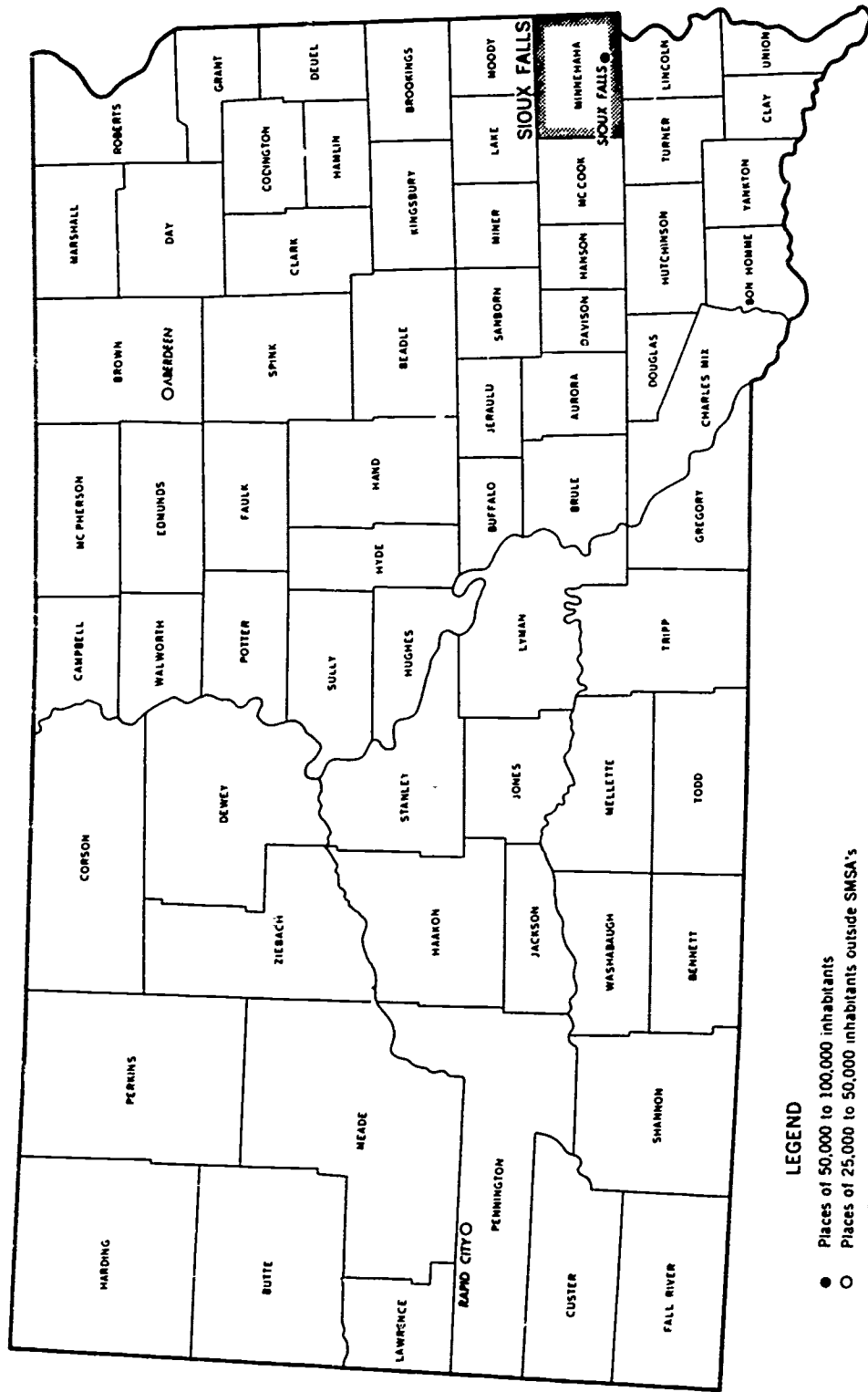


U.S. DEPARTMENT OF COMMERCE Social and Economic Statistics Administration BUREAU OF THE CENSUS

0780



# SOUTH DAKOTA



### LEGEND

- Places of 50,000 to 100,000 inhabitants
- Places of 25,000 to 50,000 inhabitants outside SMSA's



U.S. DEPARTMENT OF COMMERCE Social and Economic Statistics Administration BUREAU OF THE CENSUS







COUNTY and/or STATE		TENNESSEE														
POPULATION		FAMILIES			INCOME			NON-FEDERAL M.D.'S				HOSPITALS				
Total	Per square mile	Total	Median family income	Families Below low income level	Percent	Dollars	Total	Hosp based	Non-hosp based	Total	Total	Per 100K pop	Per 100K pop	Per 100K pop	Total	Per 100K pop
3,325,018	95	1,024,446	7,446	18.3	2,464	118.64	24.25	28.07	135	17,352						
Metro																
Non-Metro																

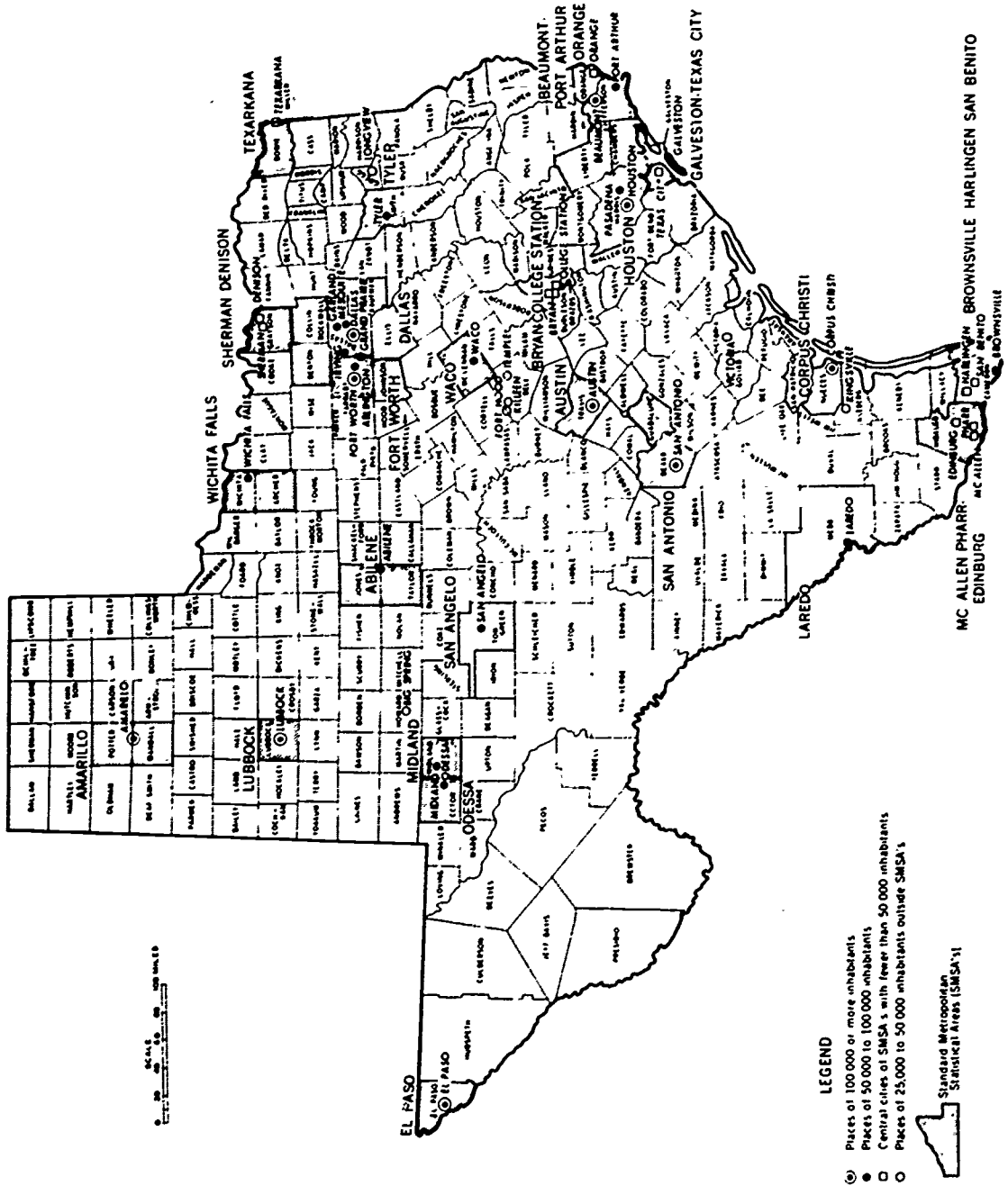
ALL CAUSES		ACCIDENTS		MORTALITY RATES								
Total	Per 100K pop	Motor vehicle	Non-motor vehicle	Cancer	Major Cardiovas	Homicide	Infectious and Parasitic Diseases	Influenza and Pneumonia	Suicide	Tuberculosis	Infant	Maternal
Per 1K pop	Per 100K pop	Per 100K pop	Per 100K pop	Per 100K pop	Per 100K pop	Per 100K pop	Per 100K pop	Per 100K pop	Per 100K pop	Per 100K pop	Per 1K Live Births	Per 1K Live Births
9.72	35.79	30.90	151.63	523.58	11.08	5.53	34.72	12.63	3.49	21.31	16.62	
Metro	9.07	30.54	28.25	464.96	13.92	5.37	30.07	12.61	3.39			
Non-Metro	10.34	40.80	33.43	579.62	8.37	5.68	39.16	12.65	3.49			

LOCAL GOVERNMENT FINANCES		GENERAL DIRECT EXPENDITURES	
GENERAL REVENUE		Taxes	
Total	Per capita	Total	Per capita
Mil. Dol.	Percent	Mil. Dol.	Percent
818.7	37.4	306.2	78.00
		903.2	8.7
		78.6	20.02

# TEXAS

U.S. DEPARTMENT OF COMMERCE Social and Economic Statistics Administration BUREAU OF THE CENSUS

I-218



0786

COUNTY and/or STATE		TEXAS									
POPULATION		FAMILIES		INCOME		NON-FEDERAL M.D.'S				HOSPITALS	
Total	Per square mile	Total	65 years and over	Median family income	Families Below low income level	Total	Hosp based	Non-hosp based	Total	Beats	
			Percent	Dollars	Percent	Per 100K	Per 100K	Per 100K	Per 100K		
Total	43	2,818,123	8.9	8,486	14.7	115.90	18.69	82.94	493	45,996	
Metro											
Non-Metro											

ALL CAUSES		ACCIDENTS		MORTALITY RATES								
Total	Per 100K pop	Motor vehicle	Non-motor vehicle	Cancer	Major Cardiovas	Homicide	Infectious and Parasitic Diseases	Influenza and Pneumonia	Suicide	Tuberculosis	Infant	Maternal
Per 1K pop	Per 100K pop	Per 100K pop	Per 100K pop	Per 100K pop	Per 100K pop	Per 100K pop	Per 100K pop	Per 100K pop	Per 100K pop	Per 100K pop	Per 1K Live Births	Per 1K Live Births
Total	8.42	32.12	30.94	139.51	405.74	12.45	7.47	30.30	11.50	2.47	21.44	27.27
Metro	7.49	27.42	27.81	126.64	347.79	14.01	6.78	26.93	11.77	2.51		
Non-Metro	11.32	45.20	39.67	175.30	566.86	8.10	9.42	39.67	10.77	2.36		

LOCAL GOVERNMENT FINANCES			
GENERAL REVENUE		GENERAL DIRECT EXPENDITURES	
Total	Taxes	Total	Health
Per capita	Per capita	Per capita	Per capita
Mill. Dol.	Mill. Dol.	Mill Dol	Mill. Dol.
Percent	Percent	Percent	Percent
Total	1134.4	2,579.7	131.6
Percent	47.6	101.30	5.1
Mill. Dol.	47.6	2,579.7	131.6
Dollars	101.30	Dollars	Dollars



COUNTY and/or STATE		UTAH									
POPULATION		FAMILIES		INCOME		NON-FEDERAL A.D.'S				HOSPITALS	
Total	Per square mile	65 years and over	Total	Median family income	Families Below low income level	Per capita	Total	Hosp based	Non-hosp based	Total	Beds
		Percent	Dollars	Percent	Dollars	Per 100K pop	Per 100K pop	Per 100K pop	Per 100K pop	Per 100K pop	
Total	1,059,273	1.3	249,741	9,320	9.2	2,697	138.02	24.64	92.71	33	3,715
Metro	821,689										
Non-Metro	237,584										

ALL CAUSES		ACCIDENTS		MORTALITY RATES								
Total	Per 1K pop	Motor vehicle	Non-motor vehicle	Cancer	Major Cardiovas	Homicide	Infectious and Parasitic Diseases	Influenza and Pneumonia	Suicide	Tuberculosis	Infant	Maternal
	Per 100K pop	Per 100K pop	Per 100K pop	Per 100K pop	Per 100K pop	Per 100K pop	Per 100K pop	Per 100K pop	Per 100K pop	Per 100K pop	Per 1K Live Births	Per 1K Live Births
Total	6.67	30.49	27.75	96.29	297.18	3.78	3.87	18.31	14.44	1.04	14.95	18.50
Metro	6.38	24.95	25.68	94.80	276.14	4.02	3.89	17.16	14.73	1.10		
Non-Metro	7.67	49.67	34.94	101.44	369.97	2.95	3.79	22.31	13.47	0.84		

LOCAL GOVERNMENT FINANCES					
GENERAL REVENUE			GENERAL DIRECT EXPENDITURES		
Total	Percent	Per capita	Total	Percent	Per capita
Mil. Dol.	Mil. Dol.	Dollars	Mil Dol	Percent	Mil. Dol.
261.7	47.5	124.3	117.34	3.3	8.9
			268.5		8.40





COUNTY and/or STATE		CARBON CON, UT				NON-FEDERAL M.D.'S				HOSPITALS	
POPULATION		FAMILIES		INCOME		Total		Hosp based		Total	
Total	Per square mile	65 years and over	Total	Median family income	Families Below low income level	Per capita	Total	Hosp based	Non-hosp based	Total	Beds
	Percent	Percent	Dollars	Dollars	Percent	Dollars	Per 100K	Per 100K	Per 100K	Per 100K	
Total	11	10.9	8,296	8,296	11.0	2,449	63.91	-	63.91	1	70
Metro											
Non-Metro	15,647										

ALL CAUSES		ACCIDENTS		MORTALITY RATES									
Total	Per 1K pop	Motor vehicle	Non-motor vehicle	Cancer	Major Cardiovas	Homicide	Infectious and Parasitic Diseases	Influenza and Pneumonia	Suicide	Tuberculosis	Infant	Maternal	
	Per 100K pop	Per 100K pop	Per 100K pop	Per 100K pop	Per 100K pop	Per 100K pop	Per 100K pop	Per 100K pop	Per 100K pop	Per 100K pop	Per 1K Live Births	Per 1K Live Births	
Total	10.74	140.60	44.74	115.04	549.63	12.76	-	19.17	31.96	-	15.33		
Metro													
Non-Metro													

LOCAL GOVERNMENT FINANCES								
GENERAL REVENUE			GENERAL DIRECT EXPENDITURES					
Taxes			Health					
Total	Per capita	Total	Per capita	Total	Per capita			
Mill. Dol.	Percent	Mill. Dol.	Dollars	Mill. Dol.	Dollars			
Total	4.9	50.3	2,465	157.54	6.0	10.1	0.606	38.73

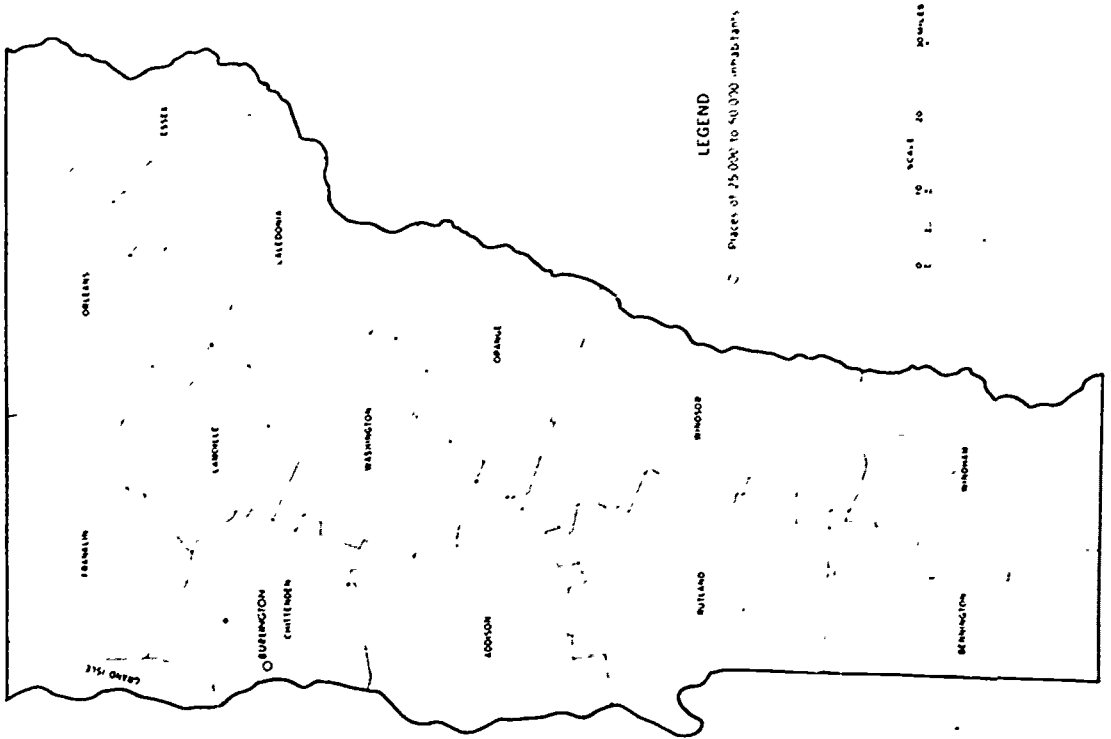


# VERMONT

U.S. DEPARTMENT OF COMMERCE Social and Economic Statistics Administration BUREAU OF THE CENSUS

I-224

0792





COUNTY and/or STATE		VERMONT				NON-FEDERAL M.D.'S				HOSPITALS			
POPULATION		FAMILIES		INCOME		Total		Non-hosp based		Total		Beds	
Total	Per square mile	65 years and over	Total	Median family income	Families Below low income level	Per capita	Total	Hosp based	Non-hosp based	Total	Total	Total	Beds
		Percent	Dollars	Dollars	Percent	Dollars	Per 100K	Per 100K	Per 100K	Per 100K	Per 100K	Per 100K	
Total	48	10.7	8,928	8,928	9.1	2,772	187.08	41.60	106.81	20	2,002		
Metro													
Non-Metro													

ALL CAUSES		ACCIDENTS		MORTALITY RATES								
Total	Per 100K pop	Motor vehicle	Non-motor vehicle	Cancer	Major Cardiovas	Homicide	Infectious and Parasitic Diseases	Influenza and Pneumonia	Suicide	Tuberculosis	Infant	Maternal
Per 1K pop	Per 100K pop	Per 100K pop	Per 100K pop	Per 100K pop	Per 100K pop	Per 100K pop	Per 100K pop	Per 100K pop	Per 100K pop	Per 100K pop	Per 1K Live Births	Per 1K Live Births
Total	21.14	28.33	28.33	176.06	531.33	1.12	5.62	48.34	12.59	1.80	17.60	11.97
Metro												
Non-Metro	21.14	28.33	28.33	176.06	531.33	1.12	5.62	48.34	12.59	1.80		

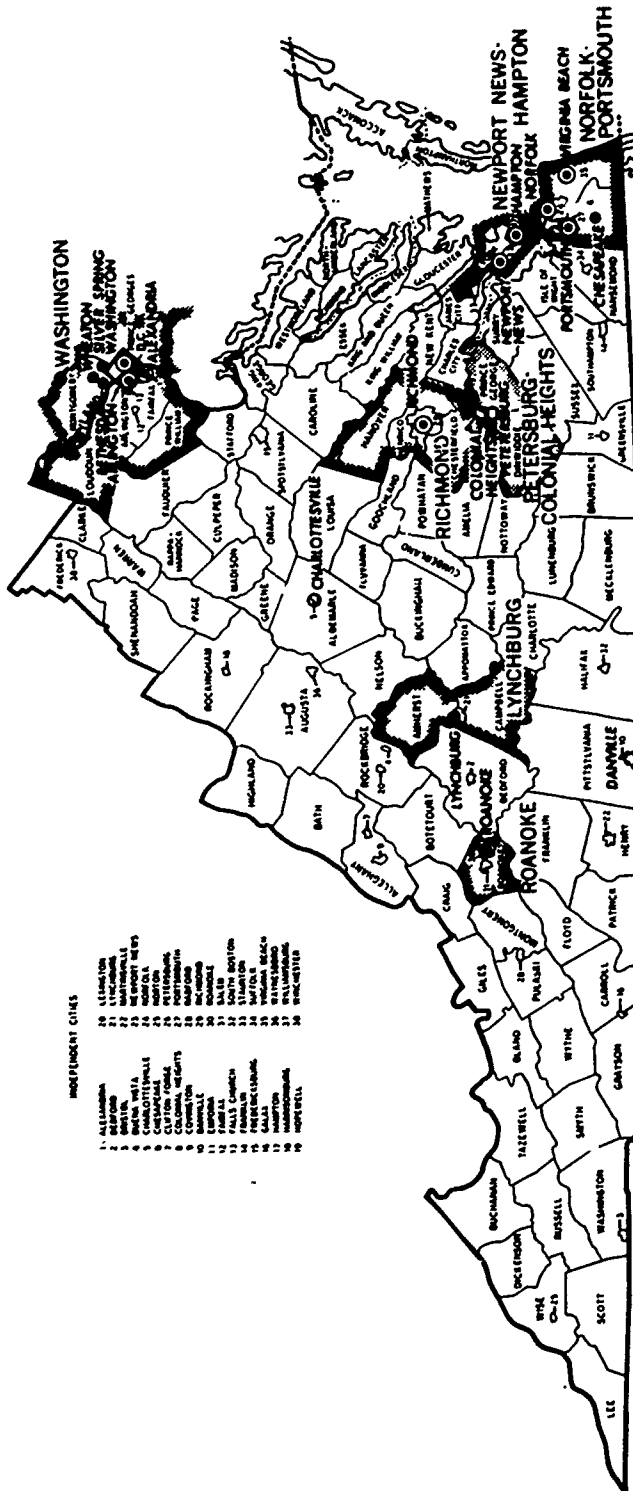
LOCAL GOVERNMENT FINANCES			
GENERAL REVENUE		GENERAL DIRECT EXPENDITURES	
Total	Taxes	Total	Health
Per capita	Per capita	Per capita	Per capita
Mill. Dol.	Mill. Dol.	Mill Dol	Mill. Dol.
Percent	Percent	Percent	Dollars
Total	55.2	93.7	0.2
86.4	63.9	124.12	0.2
			.45

0793

# VIRGINIA

U.S. DEPARTMENT OF COMMERCE Social and Economic Statistics Administration BUREAU OF THE CENSUS

I-226



**INDEPENDENT CITIES**

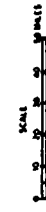
- 1 ALEXANDRIA
- 2 FALLS CHURCH
- 3 FREDERICKSBURG
- 4 MERRIMACK
- 5 NORTON
- 6 RICHMOND
- 7 CLYTON
- 8 COLUMBIANA
- 9 DANVILLE
- 10 HARRISONBURG
- 11 LEESBURG
- 12 FALLEN CREEK
- 13 FERRYBURGH
- 14 FREDERICKSBURG
- 15 HARRISONBURG
- 16 HARRISONBURG
- 17 HARRISONBURG
- 18 HARRISONBURG
- 19 HARRISONBURG
- 20 HARRISONBURG
- 21 HARRISONBURG
- 22 HARRISONBURG
- 23 HARRISONBURG
- 24 HARRISONBURG
- 25 HARRISONBURG
- 26 HARRISONBURG
- 27 HARRISONBURG
- 28 HARRISONBURG
- 29 HARRISONBURG
- 30 HARRISONBURG
- 31 HARRISONBURG
- 32 HARRISONBURG
- 33 HARRISONBURG
- 34 HARRISONBURG
- 35 HARRISONBURG
- 36 HARRISONBURG

**LEGEND**

- ⊙ Places of 100,000 or more inhabitants
- Places of 50,000 to 100,000 inhabitants
- Central cities of SMSA's with fewer than 50,000 inhabitants
- Places of 25,000 to 50,000 inhabitants outside SMSA's



Standard Metropolitan Statistical Areas (SMSA's)



0794

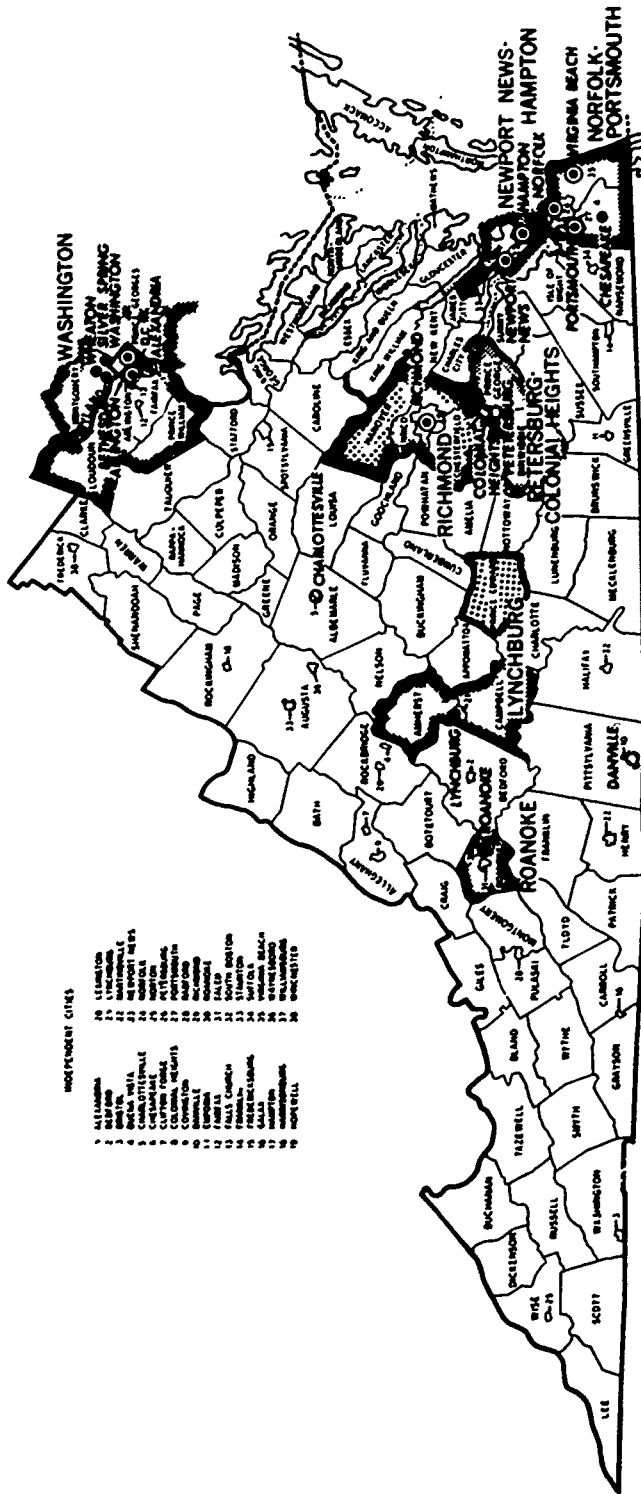


# VIRGINIA


U.S. DEPARTMENT OF COMMERCE Social and Economic Statistics Administration BUREAU OF THE CENSUS

I-228

0796



- INDEPENDENT CITIES**
- 1 ALEXANDRIA
  - 2 BRIDGEVILLE
  - 3 BRISTOL
  - 4 BRUCE VILLAGE
  - 5 CHARLES CITY
  - 6 CLAYTON VILLAGE
  - 7 CROFTSVILLE
  - 8 CROFTSVILLE
  - 9 CROFTSVILLE
  - 10 CROFTSVILLE
  - 11 FARMERSVILLE
  - 12 FARMERSVILLE
  - 13 FALLS CHURCH
  - 14 FALLS CHURCH
  - 15 FREDERICKSBURG
  - 16 GAITHERSBURG
  - 17 GAITHERSBURG
  - 18 GAITHERSBURG
  - 19 HOPKINSVILLE
  - 20 LEANINGTON
  - 21 LEANINGTON
  - 22 LEANINGTON
  - 23 LEANINGTON
  - 24 LEANINGTON
  - 25 LEANINGTON
  - 26 LEANINGTON
  - 27 LEANINGTON
  - 28 LEANINGTON
  - 29 LEANINGTON
  - 30 LEANINGTON

- LEGEND**
- ⊙ Places of 100,000 or more inhabitants
  - Places of 50,000 to 100,000 inhabitants
  - ◻ Central cities of SMSA's with fewer than 50,000 inhabitants
  - Places of 25,000 to 50,000 inhabitants outside SMSA's
-  Standard Metropolitan Statistical Areas (SMSA's)





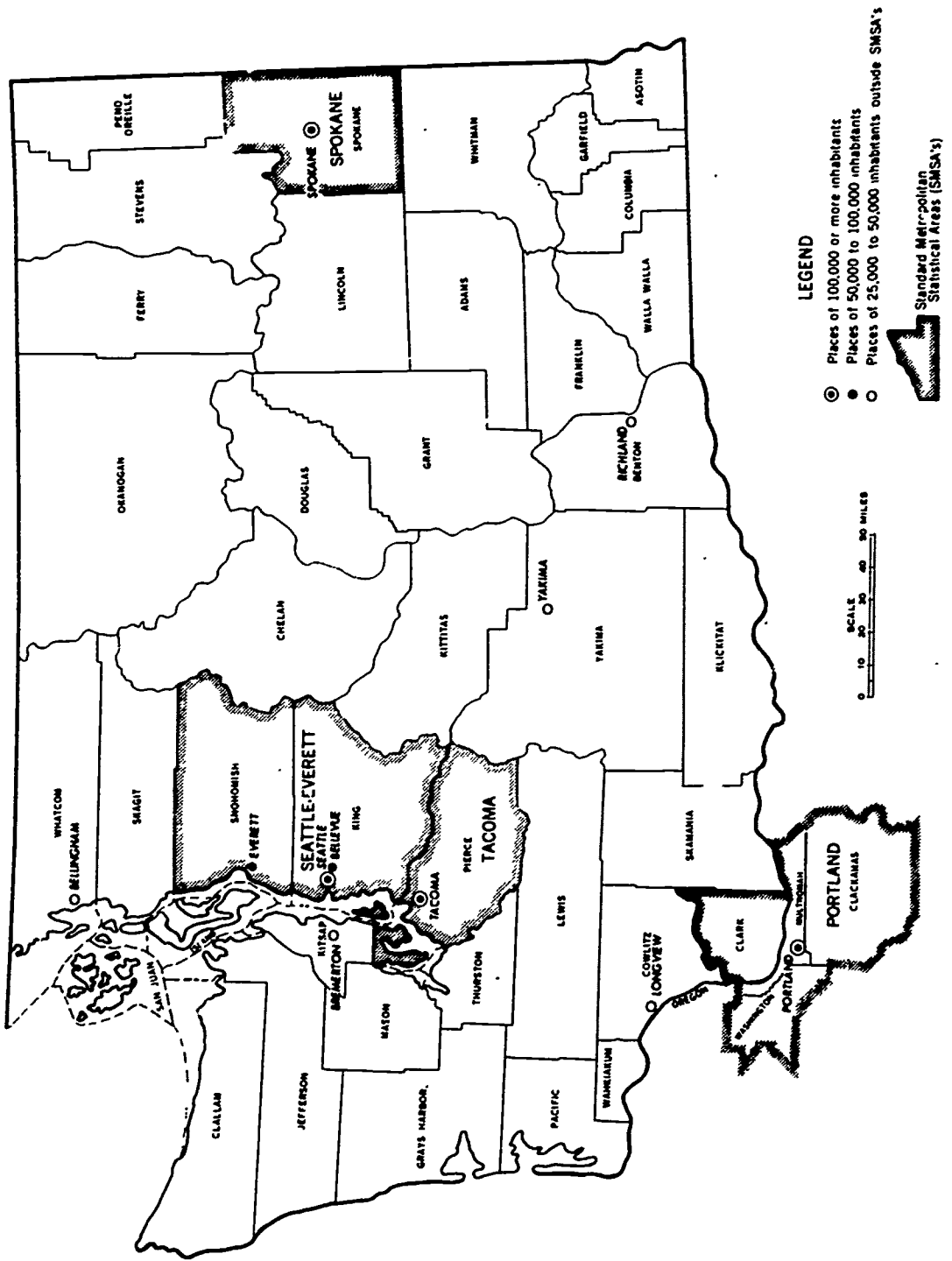
COUNTY and/or STATE		RICHMOND (CITY), VA*				NON-FEDERAL M.D.'S				HOSPITALS	
POPULATION		FAMILIES		INCOME		FAMILIES		NON-FEDERAL M.D.'S		HOSPITALS	
Total	Per square mile	Total	Median family income	Families low income level	Per capita	Total	Hosp based	Non-hosp based	Total	Beds	
			Dollars	Percent	Dollars	Per 100K pop	Per 100K pop	Per 100K pop	Per 100K pop		
4,157	4.157	61,206	8,669	13.3	3,145	464.26	146.33	240.55	14	2,624	
249,431											
Non-Metro											

ALL CAUSES		ACCIDENTS				MORTALITY RATES						
Total	Per 1K pop	Motor vehicle	Non-motor vehicle	Cancer	Major Cardiovas	Homicide	Infectious and Parasitic Diseases	Influenza and Pneumonia	Suicide	Tuberculosis	Infant	Maternal
Per 100K pop	Per 100K pop	Per 100K pop	Per 100K pop	Per 100K pop	Per 100K pop	Per 100K pop	Per 100K pop	Per 100K pop	Per 100K pop	Per 100K pop	Per 1K Live Births	Per 1K Live Births
12.51	20.45	44.10	196.05	653.09	27.26	9.22	50.11	12.03	6.01	26.14		
Total												
Metro												
Non-Metro												

LOCAL GOVERNMENT FINANCES			
GENERAL REVENUE		GENERAL DIRECT EXPENDITURES	
Total	Taxes	Total	Health
Mil. Dol.	Percent	Mil Dol	Percent
69.3	56.1	74.3	0.2
	38.88	155.87	0.1486
			Dollars
			Dollars
			Dollars
			Dollars

\* The data on MD's and Hospitals is based on Henrico Con, VA

# WASHINGTON



U.S. DEPARTMENT OF COMMERCE Social and Economic Statistics Administration BUREAU OF THE CENSUS

I-232

0799

CO. JNTY and/or STATE		WASHINGTON				NON-FEDERAL M.D.'S				HOSPITALS	
POPULATION		FAMILIES		INCOME		Total		Total		Total	
Total	Per square mile	Total	Median family income	Families Below low income level	Per capita	Hosp based	Non-hosp based	Total	Per 100K	Per 100K	Per 100K
			Dollars	Percent	Dollars	Per 100K	Per 100K	Per 100K	Per 100K	Per 100K	Per 100K
Total	3,411,659	51	10,404	7.6	3,357	146.12	22.19	101.07	109		11,204
Metro	2,251,579										
Non-Metro	1,160,080										

ALL CAUSES		ACCIDENTS		MORTALITY RATES								
Total	Per 1K pop	Motor vehicle	Non-motor vehicle	Cancer	Major Cardiovas	Homicide	Infectious and Parasitic Diseases	Influenza and Pneumonia	Suicide	Tuberculosis	Infant	Maternal
	Per 100K pop	Per 100K pop	Per 100K pop	Per 100K pop	Per 100K pop	Per 100K pop	Per 100K pop	Per 100K pop	Per 100K pop	Per 100K pop	Per 1K Live Births	Per 1K Live Births
Total	8.78	27.00	22.98	152.77	458.95	4.69	4.34	25.30	14.98	1.14	18.73	16.46
Metro	8.41	23.72	30.42	148.34	412.15	5.29	4.35	24.7	16.26	0.98		
Non-Metro	9.18	32.28	36.76	156.13	486.91	3.42	4.17	25.52	12.09	1.42		

LOCAL GOVERNMENT FINANCES			
GENERAL REVENUE		GENERAL DIRECT EXPENDITURES	
Total	Taxes	Total	Health
	Per capita	Per capita	Per capita
Mil. Dol.	Percent	Mil. Dol.	Percent
955.4	34.8	332.5	97.46
		967.1	41.6
			12.19









COUNTY and/or STATE		CHELAN CON, WA											
POPULATION		FAMILIES			INCOME			NON-FEDERAL M.D.'S				HOSPITALS	
Total	Per square mile	Total	Median family income	Families Below low income level	Total	Hosp based	Non-hosp based	Total	Per 100K	Per 100K	Per 100K	Total	Beeds
			Dollars	Percent	Dollars	Per 100K pop	Per 100K pop	Per 100K pop	Dollars	Per 100K pop	Per 100K pop	Per 100K pop	
	14	11,036	8,613	10.8	2,945	-	155.71	177.60				4	216
Total													
Metro													
Non-Metro	41,103												

ALL CAUSES		ACCIDENTS		MORTALITY RATES									
Total	Per 1K pop	Motor vehicle	Non-motor vehicle	Cancer	Major Cardiovas	Homicide	Infectious and Parasitic Diseases	Influenza and Pneumonia	Suicide	Tuberculosis	Infant	Maternal	
Per 1K pop	Per 100K pop	Per 100K pop	Per 100K pop	Per 100K pop	Per 100K pop	Per 100K pop	Per 100K pop	Per 100K pop	Per 100K pop	Per 100K pop	Per 1K Live Births	Per 1K Live Births	
10.95	34.06	53.52	243.29	518.21	4.87	4.87	58.39	17.03	-	-	25.34		
Total													
Metro													
Non-Metro													

LOCAL GOVERNMENT FINANCES					
GENERAL REVENUE			GENERAL DIRECT EXPENDITURES		
Taxes			Health		
Total	Per cent	Per capita	Total	Per cent	Per capita
Mil. Dol.	Mil. Dol.	Dollars	Mil Dol	Mill. Dol.	Dollars
16.9	26.2	4.428	107.73	1.6	0.208
			13.0		5.06
Total					







COUNTY and/or STATE		FRANKLIN CON, WA											
POPULATION		FAMILIES		INCOME				NON-FEDERAL M.D.'S				HOSPITALS	
Total	Per square mile	Total	65 years and over	Median family income	Families Below low income level	Per capita	Total	Hosp based	Non-hosp based	Total	Beats		
			Percent	Dollars	Percent	Dollars	Per 100K	Per 100K	Per 100K	Per 100K			
	21	6,344	6.4	9,815	9.5	2,885	65.95	-	54.23	1	81		
Total Metro													
Non-Metro	25,816												

MORTALITY RATES																			
ALL CAUSES		ACCIDENTS		Cancer		Major Cardiovas		Homicide		Infectious and Parasitic Diseases		Suicide		Tuberculosis		Infant		Maternal	
Total	Per 1K pop	Motor vehicle	Non-motor vehicle	Per 100K pop	Per 100K pop	Per 100K pop	Per 100K pop	Per 100K pop	Per 100K pop	Per 100K pop	Per 100K pop	Per 100K pop	Per 100K pop	Per 100K pop	Per 100K pop	Per 1K Live Births	Per 1K Live Births	Per 1K Live Births	
	7.40	46.48	27.11	104.59	375.74	3.87	7.75	27.11	15.49	3.87									
Total Metro																			
Non-Metro																			

LOCAL GOVERNMENT FINANCES									
GENERAL REVENUE					GENERAL DIRECT EXPENDITURES				
Taxes		Health			Total		Per capita		
Total	Per cent	Mil. Dol.	Per cent	Mil. Dol.	Total	Per cent	Mil. Dol.	Per cent	Mil. Dol.
10.8	23.5	2,538	98.31	11.5	11.5	0.1	0.0115	0.45	0.45
Total									



COUNTY and/or STATE		GRANT CON, WA											
POPULATION		FAMILIES			INCOME			NON-FEDERAL M D 'S				HOSPITALS	
Total	Per square mile	65 years and over	Total	Median family income	Families Below low income level	Per capita	Total	Hosp based	Non-hosp based	Total	Beds		
		Percent	Dollars	Percent	Dollars	Per 100K	Per 100K	Per 100K	Per 100K	Per 100K			
Total	16	6.9	8,481	14.5	2,609	59.69	--	57.31		5	178		
Metro													
Non-Metro	41,881												

ALL CAUSES		ACCIDENTS		MORTALITY RATES								
Total	Per 1K pop	Motor vehicle	Non-motor vehicle	Cancer	Major Cardiovas	Homicide	Infectious and Parasitic Diseases	Influenza and Pneumonia	Suicide	Tuberculosis	Infant	Maternal
	Per 100K pop	Per 100K pop	Per 100K pop	Per 100K pop	Per 100K pop	Per 100K pop	Per 100K pop	Per 100K pop	Per 100K pop	Per 100K pop	Per 1K Live Births	Per 1K Live Births
Total	7.04	42.98	38.20	124.16	300.84	4.78	--	33.43	14.33	--	15.36	
Metro												
Non-Metro												

LOCAL GOVERNMENT FINANCES			
GENERAL REVENUE		GENERAL DIRECT EXPENDITURES	
Total	Taxes	Total	Health
Mil. Dol.	Percent	Mil Dol	Percent
26.6	17.7	112.41	9.9
	4,708	16.1	1,594
			38.06

0808





COUNTY and/or STATE		WALLA WALLA CON, WA										
POPULATION		FAMILIES			INCOME			NON-FEDERAL M.D.'S			HOSPITALS	
Total	Per square mile	65 years and over	Total	Median family income	Families Below low income level	Per capita	Total	Hosp based	Non-hosp based		Beds	
		Percent	Dollars	Dollars	Percent	Dollars	per 100K	per 100K	per 100K	per 100K		
	33	12.9	9,490	9,490	9.2	3,040	132.78	2.37	106.70	3	270	
Total												
Metro												
Non-Metro	42,176											

MORTALITY RATES																				
ALL CAUSES		ACCIDENTS		CANCER		HOMICIDE		INFECTIOUS AND PARASITIC DISEASES		INFLUENZA AND PNEUMONIA		SUICIDE		TUBERCULOSIS		INFANT		MATERNAL		
Total	Per 1K pop	Motor vehicle	Non-motor vehicle	Per 100K pop	Per 100K pop	Major Cardiovas	Per 100K pop	Per 100K pop	Per 100K pop	Per 100K pop	Per 100K pop	Per 100K pop	Per 100K pop	Per 100K pop	Per 100K pop	Per 1K Live Births	Per 1K Live Births	Per 1K Live Births	Per 1K Live Births	
	11.10	42.68	37.94	182.57	618.84	7.11	11.86	49.79	11.86							14.24				
Total																				
Metro																				
Non-Metro																				

LOCAL GOVERNMENT FINANCES									
GENERAL REVENUE					GENERAL DIRECT EXPENDITURES				
Taxes					Health				
Total	Percent	Mil. Dol.	Dollars	Per capita	Total	Percent	Mil. Dol.	Dollars	Per capita
10.8	41.7	4,504	106,79	10.9	2.4	0.262	6.2		
Total									





	WEST VIRGINIA																	
	COUNTY and/or STATE			FAMILIES		INCOME			NON-FEDERAL M.D.'S			HOSPITALS						
	POPULATION		65 years and over	Total	Median family income	Families Below low income level	Per capita	Total	Hosp based	Non-hosp based	Total	Per 1000	Per 1000	Per 1000	Per 1000	Per 1000	Per 1000	Per 1000
Total	72	11.2	454,493	7,414	18.1	2,333	104.51	18.35	73.16	74								9,050
Metro																		
Non-Metro																		

	MORTALITY RATES												
	ALL CAUSES		ACCIDENTS		Cancer	Major Cardiovas	Homicide	Infectious and Parasitic Diseases	Influenza and Pneumonia	Suicide	Tuberculosis	Infant	Maternal
	Per 1K pop	Per 100K pop	Motor vehicle	Non-motor vehicle									
Total	11.50	30.79	40.36	181.28	618.44	3.45	4.70	43.92	11.12	4.53	22.99	32.30	
Metro	11.03	24.94	38.88	202.30	590.20	4.22	4.22	37.05	9.54	4.95			
Non-Metro	11.72	33.44	41.03	171.73	631.28	6.01	4.92	47.04	11.84	4.34			

	LOCAL GOVERNMENT FINANCES				
	GENERAL REVENUE		GENERAL DIRECT EXPENDITURES		
	Taxes		Health		
Total			Total	Per capita	Per capita
M.I.L. Dol.	Percent	M.I.L. Dol.	M.I.L. Dol.	Percent	M.I.L. Dol.
297.7	39.9	118.8	68.11	3.8	11.2
			294.6		6.42

08123

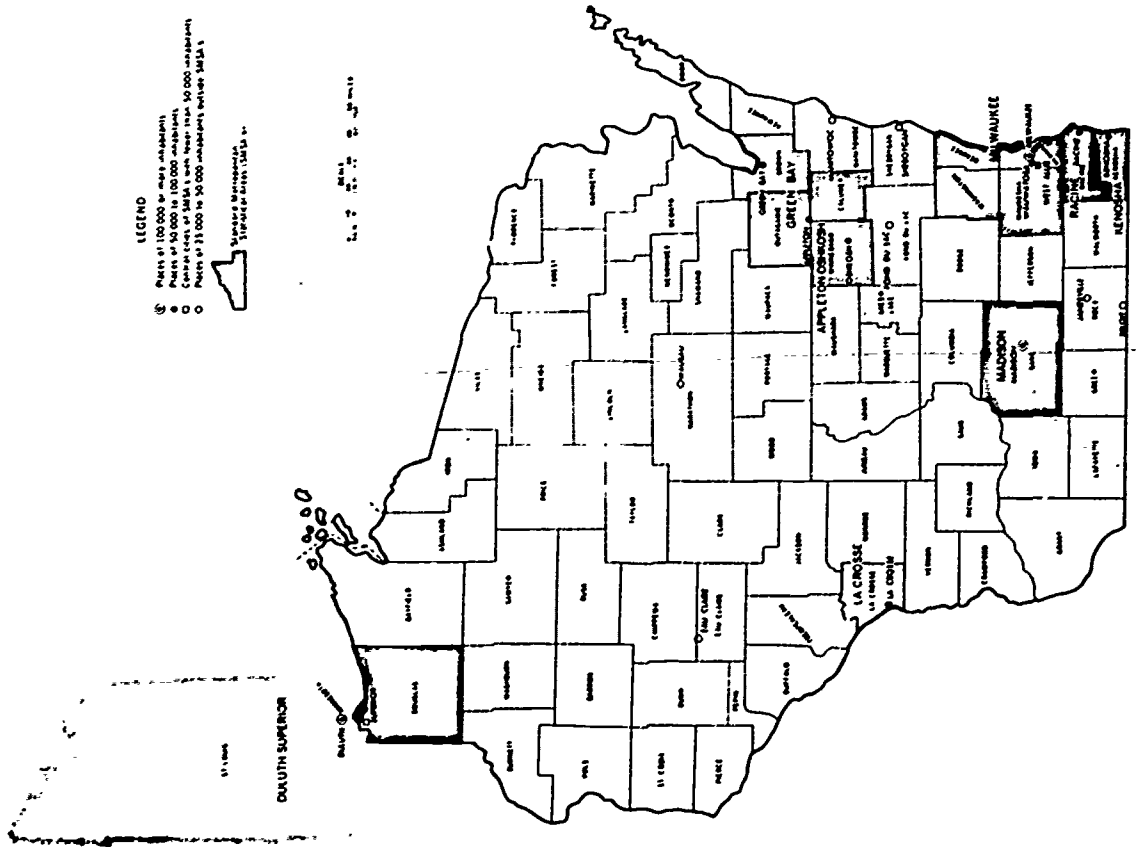


# WISCONSIN

U.S. DEPARTMENT OF COMMERCE Social and Economic Statistics Administration BUREAU OF THE CENSUS

I-248

0814



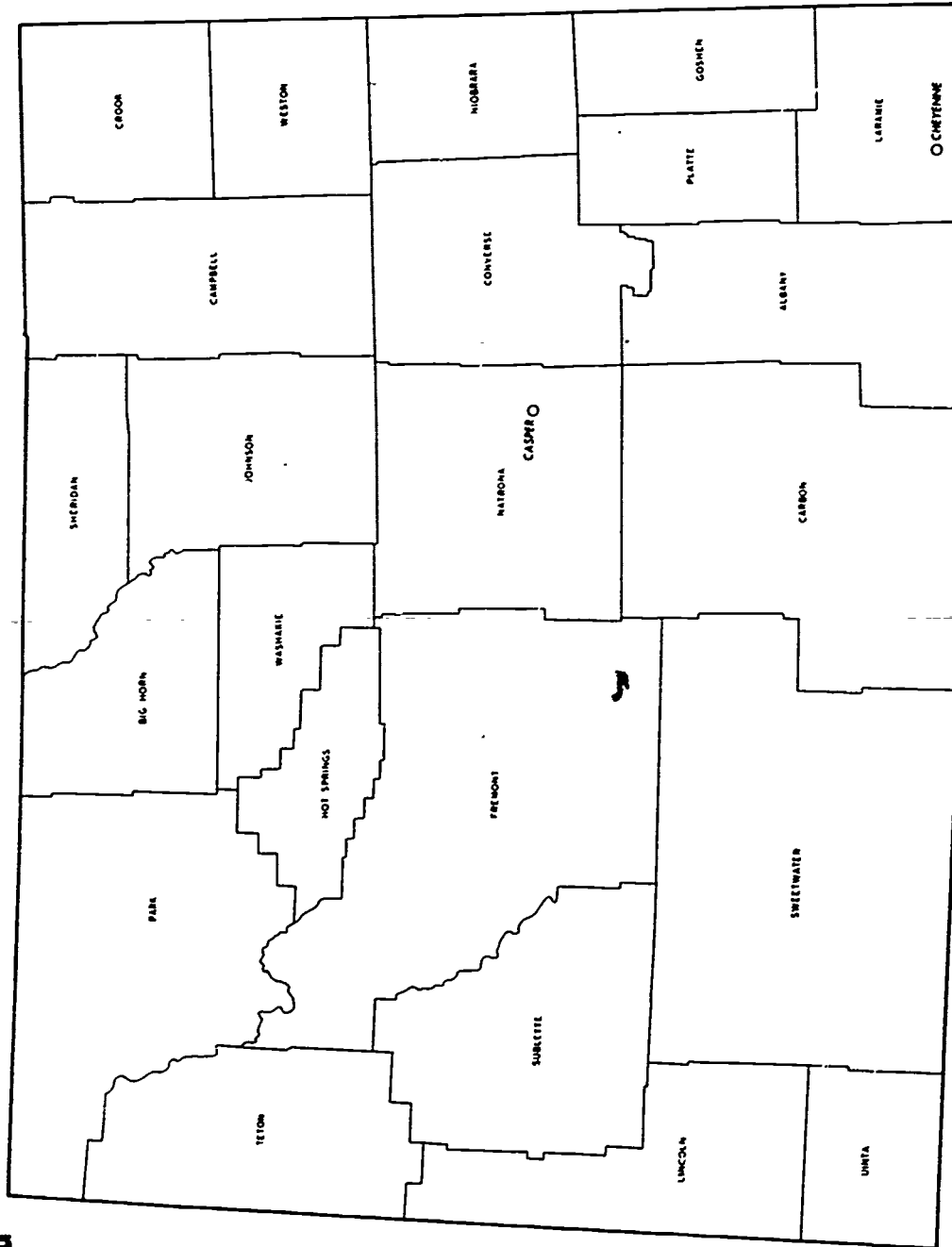


# WYOMING

U.S. DEPARTMENT OF COMMERCE Social and Economic Statistics Administration BUREAU OF THE CENSUS

I-250

0816



LEGEND  
○ Places of 25,000 to 50,000 inhabitants





APPENDIX-J-1

AUTHOR INDEX

0818

APPENDIX J-1 AUTHOR INDEX

Acton, Jan P.	A290	Bartel, Alan G.	A162
Adams, W. A.	S04	Barton, Stephan Nye	R10
Aday, Lu Ann	A312	Bashur, R.	S35
Afek, Luella B.	A127	Baty, Carl F.	A138
	A135	Baumgartner, R. Paul	R60
Albrecht, Stan L.	A230		S44
	C55	Beasley, Joseph D.	A169
Amitrano, Dolores	R08	Beasley, W. B.	A054
Anderson, Arne	A056	Beck, James D.	A019
Anderson, Gwen	A113	Beegle, J. Allan	R65
Anderson, James G.	A245	Beigel, Allan	R16
Anderson, L. M.	S22	Belleville, Marion	R52
Anderson, Ronald	A140	Benson, Don M.	A062
Aponte, J. F.	S39	Benson, J. K.	C76
Arceneaux, J. L.	S14	Bentz, W. Kenneth	A265
Archambo, Judith	A254		S39
	A255	Beardi, Romeo S.	R37
	A256	Berger, Michael L.	A160
	S67	Berger, W. G.	S08
Archer, Sara K.	H43	Bernstein, James	H25
Arkansas, AES	R32		H27
Astolfi, Adrienne A.	A291	Bernstein, Stephen B.	A226
Athelstan, Gary	H26	Bertrand, A. L.	C01
Baggish, David A.	A225		C21
Baker, M. E.	C28	Bible, Bond L.	A063
	C30		A120
Ballangee, Judith K.	A194		A213
Banks, Franklin R.	A307	Biere, A. W.	C17
Barker, Virginia	R06		C18
Barkley, Paul W.	A212	Bill, Herbert E.	A284
	C07	Billings, James E.	A038
Barrow, J. Gordon	A115	Billingsley, Ray V.	R68
Barrow, Mark V.	R47	Billups, N. F.	S44

Author Index (Continued)

Bingham, J. Ron	R43	Bynum, Gaither	A123
Bitter, James A.	A057		A260
Blancett, Bob L.	A153	Byrd, Flossie M.	A025
Bognanno, Mario F.	A133		A026
Bolaria, Bhopinder S.	A126	Callen, John	A005
Bollinger, W. L.	R21		A031
Boutwell, Charles R.	A299		A182
Bove, Beverly A.	R31		A285
Bowden, Charles L.	A046		A303
Boyd, David R.	A011	Cameron, Charles M., Jr.	A321
Boyle, Robert L.	A217	Campbell, C.	R28
	A309	Campbell, Walter D.	S80
Brady, Patrick G.	A267	Caradine, E. E.	R17
Bratrude, Amos P.	A243	Carey, R. M.	C80
	A317	Carl L. Gardner &	S38
Bray, Kenneth M.	S74	Associates, Inc.	R72
Briscoe, Max E.	A254	Carman, R. S.	S59
	A255	Carothers, J. E.	C80
	S44		C81
Brodnax, S.	S12	Carpenter, R. LeRoy	R40
Brooks, R. M.	C74	Carruthers, G. C.	C51
Brown, C. I.	S47	Carter, A. B.	A258
Brown, Douglas R.	A111	Carter, James	A117
	R05	Carter, Marshall L.	A223
Brown, E. J.	C72	Castle, Charles H.	S81
Bryant, W. K.	C34	Castleton, Kenneth B.	A221
Bugliarello, George	A294	Catalanello, R. F.	A096
Bultena, G. L.	S01	Cereghino, J. J.	A298
Burgher, L. W.	R48	Chaffee, R.	S52
Burst, Helen V.	A197	Chamberlain, Jonathan M.	A071
Butler, Irene	A108	Chamberlin, Richard T.	A204
Butynski, W.	S52		

Author Index (Continued)

Chambers, W. A.	S34	Craig, James L.	A001
Champion, Dean J.	A211		A023
Chapman, A. L.	A066		A183
Charlton, J. L.	C40	Craig, Robert L.	A183
Chase, H. P.	H46	Crampton, Richard	A220
	S72		A269
Chen, E. H.	S07	Crawford, Charles O.	A202
Cherry, F. F.	S55		A288
Cherry, M. L.	S13		C15
Ching, C. T. K.	C08	Crawford, Ronald L.	C63
Christian, A.	S82		A239
Christian, F. A.	C64	Cregan, K.	S22
Clark, Edwin J.	A052	Croft, D. B.	S23
	A053	Crown, R. W.	C24
Clark, Margaret	A130	Curb, J. David	R38
Cleland, C. L.	R58	Curran, W. E.	S41
Clement, J. Edwin	A228	Damman, N.	S64
Clifford, W. B.	S40	Darbee, Bruce I.	A074
Cohen, Julius	A086		R42
Cohen, Lynn	A246	Davies, J. E.	S60
Coltrane, R. I.	C47	Davis, A. C.	S40
Conant, Lucy H.	H18	Day, L. M.	C63
Conner, S. B.	S15		C72
Conrad, Rex D.	A090	Dean, Thomas	A021
Conyers, Charles L.	R67	Deasy, Leila C.	S47
Cooper, James K.	A060	Dei Rossi, J. A.	A012
Cordes, Sam M.	A212	Deisher, Joseph P.	A278
	C63	de Montigny, Lionel H.	Ai28
Coward, E. W., Jr.	C67	Derr, D. A.	C14
Cowley, R. Adams	A085		C36
Cox, James J.	R39	Dewey, A. W.	C11
		Dick, D. E.	S75
			S76

Author Index (Continued)

Dillman, B. L.	C62	Erickson, Donald	A050
Dinsmore, D. M.	S73		C17
			C18
Doak, E. Dale	R11	Erickson, E. C.	C56
Dobry, C. A.	S34	Fahs, Ivan J.	A159
Doherty, Neville	A088	Fairbank, M. E.	S10
	A124	Falk, Leslie A.	A219
	A277	Farrier, Shirley	C37
Donnell, H. Denny	A003	Favero, Philip	A030
Dougherty, J. A.	S15	Feltner, Raymond	A301
Dougherty, Sarah E.	A279	Fenderson, Douglas A.	A131
Dowda, F. William	H21	Field, B. C.	C12
Dunn, Donald W.	H34	Fikes, Jerald M.	A252
Durbin, Louise	A143	Fisher, D.	S81
Durkee, Frank M.	A293	Fishman, Sherwin R.	A280
Easter, K. W.	C42	Fitzwilliams, J.	S42
Easterlin, R. A.	S68	Fleshman, R. P.	S12
Eastman, C. E.	C51	Fletcher, R. R.	C32
Eckenfels, E. J.	S29	Fletcher, William J.	R74
Eckerling, Janet Weiss	A059	Fleurant, Lucien B.	A304
Edgerton, J. Wilbert	A065	Flitter, Hessel Howard	A199
	S39	Ford, Amasa	A051
Edwards, J. N.	C65	Forsyth, Ben R.	H36
Edwards, John A.	A198	Frambach, R. M.	S13
Edwards, Sam A.	A291	Frank, Bernadette M.	A080
Eikwert, Kathleen R.	A118	Frate, D. A.	S29
Eisner, Victor	A087	Fredericks, Marcel	A320
Ellwood, Paul M., Jr.	H29	Freedman, John I.	A092
Engel, N. E.	C12	Friewer, Frances	A069
Ensminger, Douglas	A259	Fuguitt, Glenn, V.	R56
Epp, D. J.	C15	Fulghum, J. E., Jr.	A298
	C72		
Eppley, David B.	R71		

Author Index (Continued)

Furham, W. F.	S60	Guidotti, Tee L.	A122
Furtwengler, Willis J.	H47	Gurley, J. N.	S44
Futch, E.	S53	Haley, Charles T.	H15
Ganser, L. J.	A174	Hall, David S.	A297
Garcia, P. A.	S84	Hallman, M.	S39
Gardner, Reed M.	H0	Hames, Curtis G.	A162
Garrison, Glen	A161	Hanna, K.	C35
Gehmlich, D.	S81	Hansen, Carl E.	A274
Gelfand, H. M.	S07	Hansen, Niles M.	R50
Gernert, Edward B.	A019	Hanson, Ivan	C22
Gessaman, P. H.	C28		R62
	C30	Hardy, William E., Jr.	A070
Getting, Vlado A.	A041		A136
Gewacke, M.	S53	Harned, R. K.	S34
Geyman, J.	S81	Hassinger, Edward W.	A032
Gilbert, A.	S81		A099
Gilbert, E. F.	S64		A137
Gleason, M. James	H12		A210
Goedeke, Walter	A006		A244
Goff, Pat M.	H07		A252
Gold, S. M.	S52	Hatch, John W.	C46
Goldmark, Peter C.	A192	Havens, A. E.	C76
Goldsmith, G. A.	S55	Haverty, J. Rhodes	A075
Golomb, Harvey Stuart	A010	Hayes, Wayland J., Jr.	C38
Gr. ham, John F.	H06	Haynes, M. Alfred	R20
Gram, Mary R.	C77	Headley, Robert N.	R23
Gravenstein, J. S.	S48	Heady, E. O.	H55
Green, G. M.	S66	Heise, A. L.	A166
Green, Pauline B.	R52	Held, Berel	C61
Greenberg, Robert L.	A222		A173
Grigg, C.	S63	Helgeson, D. L.	A247
		Hellman, Louis M.	A248
			C31
			A106

Author Index (Continued)

Helmberger, J. D.	C34	Hughes, Edward C.	A263
Henry, Catherine M.	A174	Hutchinson, John D.	055
Henry, D.	S82	Hutton, Lynn P.	38
Henry, Richard A.	A311	Imershein, A.	S63
Hepner, Donna	A144	Isaacs, Gertrude	A101
Hepner, James	A144		A110
Herd, R.	S81		S64
Herjanic, Barbara M.	A276	Izzo, A. J.	S10
Herrold, R.	A010	Jackson, Sheryl R.	A100
Hickey, Jane	A127	Jacobs, Arthur R.	A089
Hildebrand, Paul R.	A037	Jansen, E. J., Jr.	C10
	A242	Jansma, J. D.	C67
Hildreth, R. J.	A168	Jenkins, D.	S56
Hill, J. G.	S10	Jensen, H. R.	C42
Hines, Martin P.	A092	Jiminez, E.	S23
Hinkle, Andrew L.	A299	Johnson, B. C.	S07
Hinkley, Patricia A.	H08	Johnson, D. E.	C38
Hobbs, Daryl J.	A137	Johnson, Donald	A047
	A244	Johnson, G. L.	C45
	C46	Jones, David J.	H11
	C76	Jones, E. O.	S34
Hodges, Allen	A098	Jones, Lonnie L.	A203
Hoekelman, Robert A.	A208		C33
Hofstatter, L.	A185	Jordan, Robert F.	A215
Hollister, William G.	H14	Just, R. E.	C26
	H19	Kahn, Marvin W.	A090
	S39	Kane, Robert	R29
Holmberg, E. R.	S83	Kane, Robert L.	R15
Holmes, O. Wendell	A227		S81
Hopkins, Homer P.	H20	Kaplan, H.	S63
Hoskins, Barbara	R44	Kaufman, H. F.	C58
Howie, M. R.	C35	Kehrer, Barbara H.	A200
Hubbard, D. W.	C77	Kelleher, C.	S12
Hughes, Calista C.	A072		



Author Index (Continued)

Kelley, V. R.	S77	Lee, Paulene E.	A295
Kennedy, C. E.	C41	Leff, Jack	H32
Keskiner, Ali	A002	Leitka, E.	S23
	A109	Lemoncelli, J.	S22
Kilty, K.	S22	LeRay, N. L.	A097
Kimball, D. P.	A225	Levenson, Alan I.	A043
Kimball, W. J.	C48	Levine, David	A114
Kirk, Richard F.	A102	Levine, Robert A.	A290
Klein, Helen E.	H56	Levinson, Alan I.	R16
Klemmack, D. L.	C65	Levy, M.	S20
Kline, R. G.	C03	Liebman, J. S.	S29
Klintberg, I. G.	S34	Lin, Y. N.	R58
Knapp, E. K.	C12	Lind, R. W.	C71
Knauff, Lynn A.	A103	Lindsey, Phoebe	A198
Knoblauch, R. L.	S08	Litman, Theodor J.	A235
Koebnick, Tom	R65	Loehman, Edna T.	C66
Koefoot, Theodore H., Jr.	R48	Logan, E. W.	S29
Koutsky, Carl D.	A268	Londergan, Susan	A207
Kraenzel, Carl F.	A033	Long, Robert C.	R24
Kraus, Jess F.	H51	Longest, J. W.	C13
Krofta, R. N.	C09	Longmore, T. Wilson	A259
Kunce, Joseph T.	A057	Loof, David H.	A013
Kuvlesky, William P.	A100		A253
Kvasnikoff, V.	S31	Loomis, R. A.	C69
Langham, M. R.	C66	Lucas, James B.	A188
Lapham, Robert J.	A161	Lynn, Thomas N.	R59
Lazar, Irving	C19	MacDonald, Francis H.	A033
Leadley, Samuel M.	A195	MacQueen, John C.	A214
	C15	Madison, Donald L.	H23
LeCompte, G.	S53		H24
Lee, L. B.	S23		H28
			H30
Lee, M.	S64		H31

Author Index (Continued)

Mahoney, Stanley	A098	Meyer, Roger J.	A238
Maki, W. R.	C73	Miernyk, William H.	R22
Malone, J. W., Jr.	C54	Milby, T. H.	S56
Mapp, H. P., Jr.	C16	Miley, Chase	A141
Marcus, Howard	A269	Milham, Samuel, Jr.	A167
Margulies, Harold	A241	Miller, C. W.	S38
Mars, David	R46	Miller, Charles W.	A084
Marshall, D. G.	C38	Miller, F. T.	S39
Martin, Don K.	H03	Miller, J. P.	C60
Matthews, Tresa H.	A142	Miller, K. S.	S63
Mattson, Dale E.	A093	Miller, M. K.	A230
May, J. R.	S21	Miller, Owen D.	A017
Mayeda, Tadashi A.	A064	Miller, Robert W.	A014
Mayer, L. V.	C24	Mingo, D. E.	A096
	C61	Minot, Marion	C23
Mazer, M.	S43	Moody, P. M.	S44
McCann, G. C.	S40	Moore, D. E.	C49
McClendon, E. L.	A252	Moore, T. E.	S05
McCord, T. J.	S53	Mossey, Jana	R41
McCormack, Regina C.	A084	Mugge, Robert H.	R71
	A141		
	A239	Murphree, Alice	R47
McEntire, Davis	C53	Mustian, R. D.	S40
McGuire, B. J.	S52	Nafziger, D. H.	S23
McInnis, R. M.	S68	Nagy, G.	S34
McIntyre, Jennie J.	H53	Nance, M. W.	S74
McKain, W. C., Jr.	C04	Napier, Ted L.	A055
McNamera, Robert J.	A262		A078
Mechanic, David	R49	Nash, David A.	A280
Meglen, Marie C.	A197	Neal, O., Jr.	A076
	S20	Nelson, W. C.	C31
Mesmer, Roger E. G.	A045		

Author Index (Continued)

Nicholson, Sally	R41	Pettibone, Timothy J.	A018
Niederfrank, E. J.	A097		A067
Nobrega, Fred	A275	Petty, L. E.	S23
Nolan, Robert L.	A105	Phillips, G. Howard	S70
Northrop, R. L.	S07		A281
Nuquist, A. S.	S52	Pierce, Charles A.	C43
O'Brien, J. J.	S53	Pitchford, Martin K.	H52
O'Brien, W. M.	S38		H10
Okada, Louise	R73	Ploch, L. A.	S22
O'Leary, John	R10	Points, Thomas C.	C09
Olsen, Donald J.	A211	Pollner, Philip	A315
Olson, Christine	A302	Pope, Fergus B.	A187
Oseasohn, Robert	A266	Porterfield, M. F.	H37
Ostenson, T. K.	C27	Potts, R.	S13
	C31	Powell, M.	S81
Overby, E.	S80	Powell, R.	S13
Owen, Wayne L.	A231	Powers, E. A.	S52
Palomba, Neil A.	A149	Preston, James D.	S01
Parrish, Jerrold J.	A187		C20
Parrucci, Dennis J.	A062	Pringle, Dorothy J.	R03
Patterson, E.,	S39	Prystowsky, Harry	A302
Patterson, Karen W.	C01		A247
	R19	Pugh, Albert	A248
Patterson, Shirley L.	H59		A281
Paul, Margaret F.	A038	Pulsipher, V. L.	C43
Paulsen, Arnold	A234	Radtke, Hans D.	S81
Payne, Ethel F.	A190	Ramsay, William H.	A009
Penn, Rhesa L.	R04	Randall, A. J.	H60
Perkinson, L. B.	C68	Ransohoff, Favid F.	C51
Peterson, Rodney D.	H16	Reddy, S. K.	A051
Peterson, Ronald C.	A104	Redifer, Rex	A229
			C58
			R35

Author Index (Continued)

Reeb, Arvil E.	A046	Sanchez, Raymond	A123
Reff, Shirley R.	A043		A260.
Reid, R. A.	S38	Sanders, Irwin T.	A233
Respass, J. C.	S38	Sankey, W.	S13
Reynolds, L.	S81	Satterlee, James L.	A273
Reynolds, Richard C.	A267	Sauer, Herbert I.	A003
	A306	Schaffner, Richard	A108
Rhodes, Kathleen	C79	Schmid, A. Allan	A049
Rich, Thomas J.	A226		C48
	A238	Schneider, D.	R09
Richardson, J. David	A091	Schnieder, R. D.	S79
	A152	Schoenberger, J. A.	S29
	A224	Schutjer, W. A.	C67
Riley, Marvin P.	A273	Schutt, Barbara G.	R25
Rings, E. K.	C39	Schutz, W. D.	C32
Roan, C. C.	S06	Schwab, John J.	H17
Roberts, Robert A.	A040	Schwartz, J. L.	R61
Roe, Daphne A.	A118	Sciara, Frank	A158
Roelofs, James D.	H40	Scott, H. Denmar	H48
Rogers, A. B.	S52	Scrak, M. J.	S44
Rose, G. D.	C29	Scutchfield, F. Douglas	A224
Rose, Gerald S.	A232	Segal, Julius	A175
Roseman, Morris	H42	Seipp, Conrad	H22
Rosencranz, H. A.	C04	Sember, F.	S22
Roskoski, K. T.	S34	Senta, Michael R.	A271
Ross, Austin	A217		A079
	A309	Senters, Jo	A189
Royce, Paul C.	A029		A246
Ruf, David F.	R34		A289
Sacks, Richard	A058		R63
Saltzman, Ben N.	A016	Seward, Berna K.	H05
	A134	Shama, S. K.	S57
	R36		

Author Index (Continued)

Sharma, Prens	A024	Standle, James O.	A177
Shelly, Maynard W.	R33	Staton, E. E.	S15
Shepard, Frank M.	A261 A264	Steele, Carolyn I.	A216 S47
Shepherd, Ted	R51	Steelman, Virginia P.	A022
Shively, Ben F.	A158	Steinman, David	A073 A119 A129 A278
Shore, James H.	A296		
Sikora, John F.	A191		
Silva, R. J.	S18	Stevens, John W.	H35
Sjo, J. B.	C44	Stoevener, H. H.	C52
Slocumb, John C.	H57	Stojanovic, Elisabeth J.	A077
Smith, Beverly A.	R29	Stone, Robert	H50
Smith, I. W.	S74	Stout, Thomas T.	A074 C70 R42
Smith, J. L.	S55		
Smith, Lawrence, Jr.	R29	Stringham, Reed M.	H01
Smith, Montgomery J.	A107	Stubblefield, T. M., Jr.	C57
Snyder, John F.	H39	Stuckey, W. E.	C43
Snyder, L. J.	R27	Summers, Gene F.	H54
Snyder, Lilja	A184 A318	Sweet, James A.	H13
Soliman, M.	C44	Taft, Earl A.	A025
Solis, Enrique, Jr.	A018 A067	Taietz, P.	C49
		Taylor, Mark	A172
Soloman, D. K.	S44	Temple, A. R.	S81
Sorensen, Andrew A.	C25	Terrell, Elizabeth L.	A190
Sparer, Gerald	A056 R73	Tesseneer, R. A.	S15
		Thayne, R.	S53
Spear, R. C.	S56	Thiede, Henry A.	A164 S20
Speller, J. Finton	A116		
Spiekerman, Danette	R03	Thomas, Elizabeth C.	A301
Stam, J. M.	S50	Thomas, Gordon C. G.	A028

Author Index (Continued)

Thomas, Reese A.	A236	Wei, E. T.	S56
Thompson, Mary B.	A047	Weil, Thomas P.	A196
Thomson, Joan S.	A195	Weinburg, David	A319
Thurber, Christine L.	A089	Weiner, Samuel	H45
Tighe, Bridget	A113	Wells, John P.	A169
Tjersland, Tore	C50	Wessen, A. F.	S02
Tobey, D. M.	C09	Westcott, Lloyd	R18
Tobin, K. N.	S03	Westover, A.	S64
Tobin, P. L.	S40	Westover, H. J.	S64
Thompkins, E. H.	A313	Wheeler, Kenneth E.	A240
Trabue, Charles C.	A058	White, P. E.	A165
Traj, Kokab	C78	Wilcox, Leslie D.	A287
Traylor, M. L.	R57	Wiley, Beulah	A261 A264
Trimble, Joseph E.	A156	Wilhelm, M. C.	S38
Truscott, B. Lionel	A121	Williams, Anne S.	C59
Tyner, F. H.	C05 C06	Williams, T. P.	S10
Vallo, David M.	H49	Willie, Charles V.	A125
Verby, John E.	A270	Wilson, W. J.	S34
Villarreal, O. L.	S46	Wilson, W. M.	S81
Vlasak, G. J.	A165	Winchell, Leonard	A316
Volo, A.	S53	Wolfe, H.	S11 S32 S49
Wakefield, D.	S80	Wolff, A. H.	S07
Waldo, A. D.	C34	Wood, Maurice	H09
Waller, Julian A.	A154 A257 A308	Wood, Vivian	H61
Wan, Thomas	R66	Yahraes, Herbert	A175
Wasson, A. A.	S64	Youmans, E. Grant	R01
Weary, Peyton E.	A305	Zimmerman, E. M.	S52
Wechsler, Henry	A201	Zuiches, James J.	R56

**APPENDIX J-2**  
**INSTITUTIONAL INDEX**

**0831**

## APPENDIX J-2 INSTITUTIONAL INDEX

Action Priorities Inc., NY	S26
Alaska Psychiatric Institute, AK	A268
Albany Regional Medical Program, NY	A004
Albemarle County Medical Society, VA	S38
American Association of Dental Examiners	A047
American Medical Association, IL	A016 A063 A120 A213
American Personnel and Guidance Association, DC	A231 A236
American Rehabilitation Foundation, MN	H26 H29
Appalachian Regional Commission	A193 A194
Appalachian Regional Hospitals, Inc., KY	S44
Appalachian State University, NC	H37
Arkansas Department of Finance and Administration, AR	H03
Army War College, Medical Service Corps, PA	A232
Ball State University, IN	A158
Barrow County Planning Commission, GA	R12
Bell County Mental Health and Mental Retardation Center, TX	H52
Bennington-Rutland Opportunity Council, VT	H05
Biotechnology Inc., VA	S08
Boston University, MA	A233
Brown University, RI	S02
Carl L. Gardner and Associates, Inc., IL	R72
Carnegie Mellon University, PA	A294
Case Western Reserve, School of Medicine, OH	A051 S48
Center for Family Planning Program Development	A319
Central Virginia Community Health Center, VA	A261
Charles R. Drew Postgraduate Medical School, CA	H55
Clemson University, AC, SC	C62



Institutional Index (Continued)

College of Idaho, ID	R21
Colorado Board for Community Colleges and Occupational Education, CO	A035
Colorado Department of Employment, CO	A035
Colorado Department of Health, CO	A039
Colorado State University, CO	H16 R54
Colorado State University, AC, CO	C50
Committee to Study Nursing Needs in West Virginia, WV	A199
Commonwealth of Massachusetts, Office of Elder Affairs, MA	H32
Community Action PLNG CNCL Jefferson County, NY	H08
Community Change Inc., CA	A095 A292
Community Health Clinics Inc., ID	S30
Community Mental Health Center, WV	A299
Comprehend Incorporated, KY	S18
Comprehensive Care Center, KY	A046
Coosa Elmore Community Action Commission, AL	S05
Cornell University, NY	A118 C19 C23 C56 C79 R66
Cornell University, AC, NY	C16 C49
Cornell University, Medical School, NY	R05
Council on Dental Education	A040
Cresap, McCormick and Paget, Inc.	A020 A094
Dartmouth College, NH	H41
Dartmouth College, School of Medicine	S62
Delaware Department of Health Services	S70
Delta Family Services, Inc., MI	H02 S74

Institutional Index (Continued)

Department of Agriculture (see "United States Department of Agriculture")	
Department of Health, Education and Welfare	A042
	A043
	A083
	A098
	A106
	A131
	A140
	A148
	A157
	A175
	A188
	A314
	R13
	R30
	R31
	R44
	R55
	S21
	S57
Department of Labor, Manpower Administration	A249
Department of Transportation, Office of Environment and Urban Systems	S71
East Central Community for Opportunity, Inc., GA	S17
East Kentucky Health Service Center, Inc., KY	S25
	S28
English Bay Village Council, AK	S31
Environmental Protection Agency, National Environmental Research Center	S11
	S32
	S49
Executive Systems Corporation, DC	A104
Farm Foundation, IL	A168
Florida Department of Public Welfare, FL	A150
Florida Division of Health, FL	A248
Florida State University, FL	A216
	S47
	S63
Frontier Nursing Service, KY	A110
	A311
	S64
George Peabody College for Teachers, TN	A117

Institutional Index (Continued)

Genesee/Finger Lakes Regional Planning Board, NY	A178
Genesee Regional Health Planning Council, NY	S10
Goldmark Communications Corporation, CT	A192
Good Neighbor Commission of Texas, TX	A163
Governor's Committee on Community Health Assistance, NC	A171
Governor's Health Planning Committee, OR	A048
Governor's Task Force on Rural Affairs, WA	A250
Harvard University, MA	A108
Hawaii Department of Health, HI	A147
Henderson County Migrant Council, Inc., NC	A146
Holland Patent Central School District, NY	H47
Howard University, DC	A151
Hutchinson Kansas Public Schools, KS	A301
Illinois Agriculture Association, IL	A093
Illinois Bureau of Emergency Medical Service and Highway Safety, IL	A011
Institute on Man and Science, NY	R53
Institute of Social Technology, PR	A059
Interstate Research Associates, DC	S84
Inter-Tribal Council of California, CA	H49
Iowa Hospital Association, IA	H34
Iowa Regional Medical Program, IA	A133
Iowa Department of Health, IA	A133
Iowa State University, IA	A234 C25 C61
Iowa State University, AC, IA	A287 C24 S01
Jefferson Davis Community Action, Inc., LA	S14
Johns Hopkins University, MD	A139 A165
Joint Committee for Stroke	R15

Institutional Index (Continued)

Kansas State University, AC, KS	C17 C18 C41
Kentucky Child Welfare Research Foundation, Inc., KY	A254 A255 A256
Kentucky Mental Health Manpower Commission, KY	S15
Kentucky State University, KY	S15
KNO-HO-CO Community Action Council, OH	H06
Lakes and Pines Community Action Council, MN	H15
Lee County Cooperative Clinic, AR	A076
Louisiana State University and A&M College, LA	A022
Louisiana State University and A&M College, AC	A138 C01 C21 R19
Louisiana State University and A&M College, Dental School, LA	A280
Louisiana Tech University, AC, LA	C80 C81
Loyola University, Medical School	A320
MACRO Systems, Inc., MD	A186
Maine Department of Indian Affairs, ME	H35
Maine Department of Mental Health and Corrections, ME	A044
Maine Regional Medical Program, ME	A126 A300
Marthas Vineyard Community Service, MA	S43
Martinez Health Center Inc., CA	S27
Marywood College, PA	H10 S22
Medical Association of Georgia, GA	H21
Medical Care and Research Foundation, CO	S61
Meharry Medical School, TN	A219 S36
Metropolitan Inter-County Council, MN	A145

Institutional Index (Continued)

Michigan State University, MI	A030 A049 C68
Michigan State University, AC, MI	A061 A124 C45 C48 R56 R65
Michigan State University, Medical School, MI	A061
Mid-Eastern Iowa Community Mental Health Center, IA	S77
Mid-Valley Hospital and Family Medical Center, WA	A317
Milton Olive 3rd Memorial Corporation, MS	S29
Minneapolis Model Cities Program, MN	A038
Minnesota Department of Health, MN	A155
Minnesota Systems Research, MN	A038
Mississippi Action Community Education, MS	S78
Mississippi State University, MS	A052 A053 A229
Mississippi State University, AC, MS	A077 C05 C06 C58 C75
Montana State University, AC, MT	A033 C59 C71
Montgomery Area Mental Health Authority, AL	S13
Mountain States Regional Medical Program	A005 A031 A050 A182 A198 A285 A303 A321
Multnomah County Board of Commissioners, OR	H12

Institutional Index (Continued)

Nashville Department of Public Health, TN	H20
National Planning Association, DC	S33
Nebraska Comprehensive Health Planning Agency, NB	A072
New Jersey Department of Health, NJ	A179
New Mexico Health and Social Service Department, NM	A237
New Mexico State University, NM	A067 A245 R31 S23
New Mexico State University, AC, NM	C51
New York, Pennsylvania Health Management Corporation, NY	S53
New York Education Department, NY	A201
New York State University	A201
North Carolina Board of Health, NC	A092 A228
North Carolina Department of Public Instruction, NC	A282 A283
North Dakota State University, AC, ND	C27 C31
Northeast Georgia Area Planning Commission, GA	R12
Northeast Kansas Community Action Program, KS	H38
Northlands Regional Medical Program, MN	A184 A235
Northwestern University, Medical Center, IL	A240
Northwestern University, Medical School, IL	A238
Office of Equal Opportunity	A056 A103 R73
Ohio Agricultural Research and Development Center, AC, OH	A074 A281 R42
Ohio State University, OH	A074 A307

## Institutional Index (Continued)

Ohio State University, AC, OH	A055 A078 C43 C70
Oklahoma Office of Community Affairs and Planning, OK	A156
Oklahoma State University, OK	A096
Oklahoma State University, AC, OK	C22 C26 R62
Oregon Board of Health, OR	A205
Oregon State University, OR	A309
Oregon State University, AC, OR	A009 C52
Palm Beach County Health Department, FL	A206
Pennsylvania Department of Community Affairs, PA	A209 A272
Pennsylvania Department of Education, PA	A293
Pennsylvania Department of Health, PA	A066 A116
Pennsylvania State University, PA	A288
Pennsylvania State University, AC, PA	A202 C15 C63 C67 C72
Pine Tree Society for Crippled Children and Adults, ME	A170
Pitt County, NC	A228
Polk County Nursing Service, MN	A184
Population Council	A161
Portland Area Indian Health Service, OR	A296
Prairie View A&M College, TX	A025 A026 A100 C44
President's Commission on Mental Retardation	A064
Program Funding Incorporated, Rochester, NY	S03
Progressive Community Club Incorporated, VA	S04

Institutional Index (Continued)

Public Health Service Indian Hospital, MN	H40
Purdue University, IN	A312
Purdue University, AC, IN	C74
Quechan Tribal Council, AZ	S41
RAND Corporation, CA	A012 A290
Regional Child Services, UT	A071 A231 A236
Research Foundation for Mental Hygiene, NY	S09
Rhode Island Health Services, RI	H48
Rochester Regional Medical Program, NY	A089
Rutgers University, AC, NJ	C14 C36
Seattle King County Community Action Agency, WA	S16
South Carolina Advisory Council for Comprehensive Health Planning, SC	A132
South Carolina State College, SC	C35
South Dakota State University, AC, SD	A273 C29
Southern Illinois University, IL	H39
Southern University and A&M College, LA	C64
Southern University and A&M College, AC, LA	C78
Stanford Research Institute, CA	H45
Telida Village Council, AK	S83
Tennessee Department of Public Health, TN	H20
Tennessee Valley Authority	A001 A023 A183
Texas A&M University, TX	C60
Texas A&M University, AC, TX	A025 A026 A100 A177 A203 C20 C33 R68



Institutional Index (Continued)

Texas Migrant Council, Inc., TX	S46
Texas Department of Health, TX	A180
Texas Department of Mental Health, TX	S58
Texas Office of Comprehensive Health Planning, TX	A008
Tufts Delta Health Center	A075
Tufts University, Medical School, MA	A075
Tulane University, LA	A169
Tulane University, School of Public Health, LA	S55
United Community Action Program, OK	H07
United States Department of Agriculture	A081 A082 A142 A227 A259 A277 C39 C47 R10 R26 R45 S42 S50
University of Arkansas, AC, AR	C40 R32
University of Arizona, AZ	A043 A090
University of Arizona, AC, AZ	C57 S06
University of California, Berkeley, AC, CA	C53
University of California, School of Public Health, Berkeley, CA	S56
University of California, Medical School, Davis, CA	H51 S69
University of California, Los Angeles, CA	S19
University of California, Nursing School, San Francisco, CA	S12
University of Chicago, IL	A140
University of Colorado, Medical Center, CO	H46 S76

Institutional Index (Continued)

University of Colorado, Medical School, CO	S72 S75
University of Connecticut, CT	A088
University of Connecticut, AC, CT	C04 C11
University of Delaware, DE	A207
University of Florida, FL	A247 A248 A306 C66 H17
University of Florida, AC, FL	C66
University of Florida, Department of Medicine, FL	R47
University of Florida, Department of Psychiatry, FL	H17
University of Florida, Medical School, FL	A267 S65
University of Georgia, Medical School, GA	A181
University of Illinois, IL	A093
University of Illinois, School of Public Health, IL	S07
University of Iowa, Medical School, IA	A107 A214
University of Kansas, KS	H59 R33
University of Kentucky, KY	A013 A046 A073 A091 A102 A173 R01
University of Kentucky, Medical School, KY	A129 A152 A278 R29 S67
University of Maine, AC, ME	C09
University of Maryland, MD	H53

Institutional Index (Continued)

University of Maryland, AC, MD	C13
University of Maryland, Institute of Emergency Medicine, MD	A085
University of Maryland, Professional Schools, MD	H42
University of Massachusetts, AC, MA	C12
University of Miami, Medical School, FL	S60
University of Michigan, MI	A041
University of Michigan, Medical School, MI	R10
University of Michigan, School of Public Health, MI	S35
University of Minnesota, AC, MN	C34 C42 C73
University of Minnesota, Medical Clinic (Mayo), MN	A275
University of Minnesota, Medical School, MN	A270
University of Mississippi, MS	A057
University of Mississippi, Medical School, MS	S20
University of Mississippi, Department of Obstetrics and Gynecology, MS	A164
University of Missouri, MO	A017 A096 A109 A244
University of Missouri, AC, MO	A032 A099 A137 A210 A262 C46 C76 R32
University of Missouri, Department of Psychiatry, MO	H56
University of Missouri, Medical School, MO	A002 A185
University of Nebraska, AC, NB	C28 C30 S79
University of Nebraska, Medical School, NB	S34
University of Nevada, AC, NV	C54
University of New Hampshire, AC, NH	C10

Institutional Index (Continued)

University of New Mexico, Medical School, NM	A260 H50 R38
University of North Carolina, NC	A103 A265 H18 H19 H22 H23 H24 H25 H27 H28 H30 H31 R41 S40
University of North Carolina, Department of Psychiatry, NC	H14
University of North Carolina, Medical School, NC	A065 A222 S39
University of Northern Colorado, CO	A057
University of Oklahoma, OK	R28 R59
University of Oklahoma, Medical School, OK	A315
University of Pennsylvania, PA	S68
University of Pennsylvania, AC, PA	A195
University of Pittsburgh, PA	A062
University of Rochester, NY	A021
University of Rochester, Preventive Medicine and Community Health, NY	H57
University of Southern California, CA	R46
University of Tennessee, TN	R11 R58
University of Tennessee, AC, TN	C77
University of Texas, TX	A274 R50
University of Utah, UT	H04
University of Utah, Department of Medicine, UT	S66

Institutional Index (Continued)

University of Utah, Medical School, UT	A221 S81
University of Vermont, VT	A154 A172
University of Vermont, AC, VT	A027 A097 A313 H36
University of Vermont, Department of Community Medicine, VT	A257 A308
University of Vermont, Medical School, VT	S66
University of Virginia, VA	A084 A141 A301
University of Virginia, Medical Center, VA	A220
University of Virginia, Medical School, VA	A305
University of Wisconsin, WI	A302 H61 R56
University of Wisconsin, AC, WI	C38 H54
University of Wyoming, WY	S59
University of Wyoming, AC, WY	C32
Upper Cumberland Development District, TN	S80
Upper Kennebeck Valley Regional Authority, ME	A204
Utah Alcoholism Foundation, UT	S73
Utah State University, AC, UT	A230 C55
Utah VAL. Latter Day Saints Hospital, UT	S37 S54
Vanderbilt University, TN	H43
Vanderbilt University, Medical School, TN	A117 R23 S45
Venetie Village Council, AK	S82
Vermont Drug Rehabilitation Commission, VT	S52

Institutional Index (Continued)

Vermont Vocational Rehabilitation Division, VT	A027 A097
Virginia Commission for the Visually Handicapped, VA	A190
Virginia Commonwealth University, VA	H09
Virginia Department of Welfare and Institutions, VA	A034
Virginia Mason Hospital, VA	A309
Virginia Polytechnic Institute and State University, AC, VA	C03 C37 C65
Virginia Department of Mental Health, VA	S51
Virginia Rural Affairs Study Commission, VA	A251
Walden University, CA	A153
Waldo County Committee for Social Action, ME	H60
Wake Forest University, Medical School, NC	S24
Washington Office of the State Superintendent of Public Instruction, WA	A316
Washington Department of Social and Health Service, WA	A068 A079 A112 A167 A189 A218 A246 A289 R63
Washington Planning and Community Affairs Agency, WA	A112
Washington State University, WA	C69
Washington State University, AC, WA	A212 C07
Washington University, Medical School, MO	A276
Weber State College, UT	H01
West Virginia University, WV	A014 A149 A215
West Virginia University, Medical School, WV	A253 R22

Institutional Index (Continued)

Wisconsin Division of Health, WI	A191
Yale University, CT	A200
Yale University, Medical School, CT	A225
York Health Corporation, PA	H11

APPENDIX K  
RELATED RESEARCH PROJECTS/PUBLICATIONS

0848



APPENDIX K RELATED RESEARCH PROJECTS/PUBLICATIONS

- |   |                             |
|---|-----------------------------|
| 1. C01<br>R19                           | 12. S20<br>A164<br>A197     |
| 2. C07<br>A212                          | 13. S23<br>A018<br>A067     |
| 3. C15<br>A202<br>A288                  | 14. S44<br>R60              |
| 4. C21<br>A138                          | 15.<br>A032<br>A109         |
| 5. C45<br>A061<br>A124                  | 16.<br>A020<br>A094         |
| 6. C46<br>A032<br>A244                  | 17.<br>A027<br>A097         |
| 7. C47<br>A088<br>R2~                   | 18.<br>A052<br>A053         |
| 8. C48<br>A049                          | 19.<br>A056<br>R73          |
| 9. C55<br>A230                          | 20.<br>A227<br>R32          |
| 10. C70<br>A074<br>R42                  | 21.<br>A254<br>A255<br>A256 |
| 11. C76<br>A099<br>A137<br>A210<br>A262 |                             |