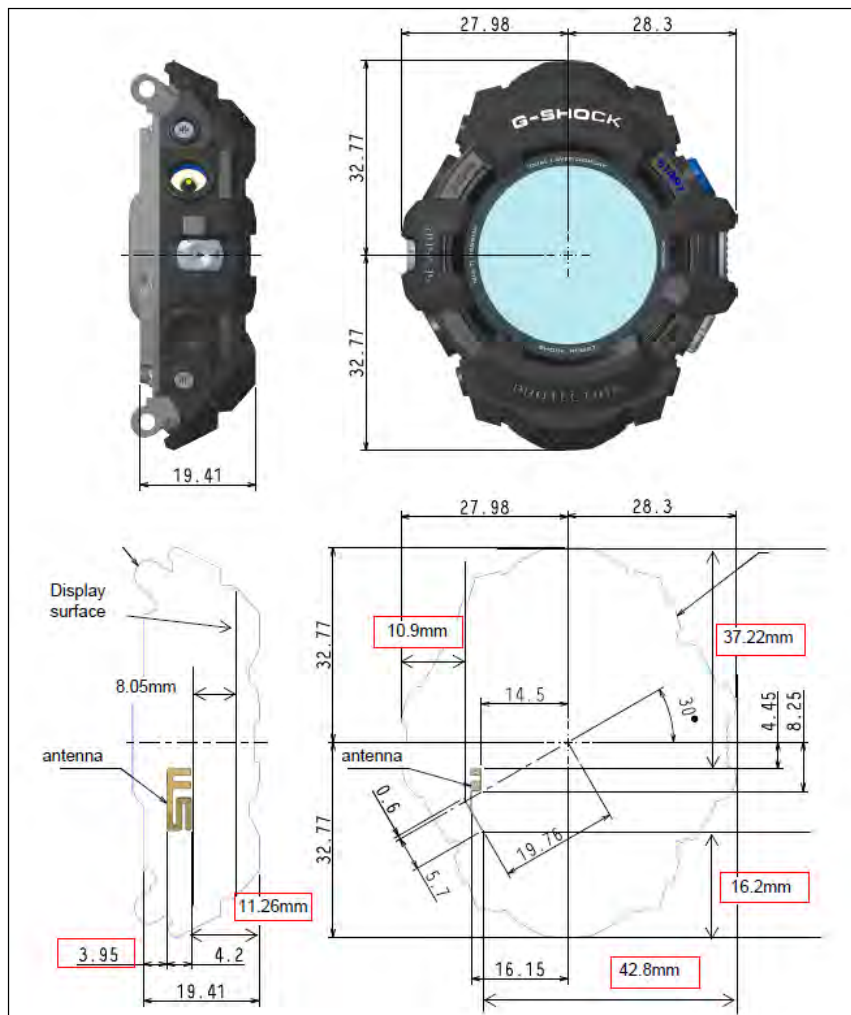



APPENDIX 1: Photographs of test setup

Appendix 1-1: Photograph of platform (outline) and antenna position



Appendix 1-2: EUT and support equipment



Description of EUT and Support Equipment















| No. | Item | Model number | Serial number | Manufacturer | Remark |
|-----|----------------------------------|----------------|---------------|--------------------------|--|
| A | Wireless Module | GSW-H1000 | 237 | CASIO COMPUTER CO., LTD. | EUT. |
| B | Smart Watch | GSW-H1000 | 237 | CASIO COMPUTER CO., LTD. | Platform. |
| C | Li-ion Battery (DC 3.7V, 1.0 Wh) | LIS1665CSPC | - | CASIO COMPUTER CO., LTD. | - |
| D | Laptop PC (SPC-S03) | Latitude E6500 | 30326706285 | DELL | Support equipment, DC cable: 1.7m, AC cable: 0.9m |
| | AC Adaptor | FA90PE0-00 | - | DELL | |

List of cables used

| No. | Name | Length (m) | Shield |
|-----|-------------------|------------|----------|
| ① | USB I/F cable (1) | 0.3 | Shielded |
| ② | USB I/F cable (2) | 0.3 | Shielded |

| No. | Name | Length (m) | Shield |
|-----|--------------------------|------------|----------|
| ③ | USB cable (*. Extension) | 1 | Shielded |

Appendix 1-3: Photograph of test setup

| Position | Setup photographs | | |
|---------------------------------|---|--|---|
| Front (10mm gap) |  |  |  |
| |  |  | <p style="text-align: center;"><i>(no photograph in here)</i></p> |
| |  |  |  |
| Back (Touch) |  |  |  |
| |  |  |  |