

TC223  
C6TR  
No. 80-1  
C.3

TR 80-1


# Two-Dimensional Tests of Wave Transmission and Reflection Characteristics of Laboratory Breakwaters

by

William N. Seelig

TECHNICAL REPORT NO. 80-1

JUNE 1980



Approved for public release;  
distribution unlimited.

U.S. ARMY, CORPS OF ENGINEERS  
COASTAL ENGINEERING  
RESEARCH CENTER

Kingman Building

Fort Belvoir, Va. 22060

US - CE - C  
PROPERTY OF THE UNITED STATES  
GOVERNMENT



Reprint or republication of any of this material shall give appropriate credit to the U.S. Army Coastal Engineering Research Center.

Limited free distribution within the United States of single copies of this publication has been made by this Center. Additional copies are available from:

*National Technical Information Service  
ATTN: Operations Division  
5285 Port Royal Road  
Springfield, Virginia 22161*

Contents of this report are not to be used for advertising, publication, or promotional purposes. Citation of trade names does not constitute an official endorsement or approval of the use of such commercial products.

The findings in this report are not to be construed as an official Department of the Army position unless so designated by other authorized documents.





REPORT DOCUMENTATION PAGE		READ INSTRUCTIONS BEFORE COMPLETING FORM
1. REPORT NUMBER TR 80-1	2. GOVT ACCESSION NO.	3. RECIPIENT'S CATALOG NUMBER
4. TITLE (and Subtitle) TWO-DIMENSIONAL TESTS OF WAVE TRANSMISSION AND REFLECTION CHARACTERISTICS OF LABORATORY BREAKWATERS		5. TYPE OF REPORT & PERIOD COVERED Technical Report
		6. PERFORMING ORG. REPORT NUMBER
7. AUTHOR(s) William N. Seelig		8. CONTRACT OR GRANT NUMBER(s)
9. PERFORMING ORGANIZATION NAME AND ADDRESS Department of the Army Coastal Engineering Research Center (CERRE-CS) Kingman Building, Fort Belvoir, Virginia 22060		10. PROGRAM ELEMENT, PROJECT, TASK AREA & WORK UNIT NUMBERS F31538
11. CONTROLLING OFFICE NAME AND ADDRESS Department of the Army Coastal Engineering Research Center Kingman Building, Fort Belvoir, Virginia 22060		12. REPORT DATE June 1980
		13. NUMBER OF PAGES 187
14. MONITORING AGENCY NAME & ADDRESS (if different from Controlling Office)		15. SECURITY CLASS. (of this report) UNCLASSIFIED
		15a. DECLASSIFICATION/DOWNGRADING SCHEDULE
16. DISTRIBUTION STATEMENT (of this Report)  Approved for public release; distribution unlimited.		
17. DISTRIBUTION STATEMENT (of the abstract entered in Block 20, if different from Report)		
18. SUPPLEMENTARY NOTES		
19. KEY WORDS (Continue on reverse side if necessary and identify by block number)  Breakwaters                      Wave transmission Wave reflection                  Wave transmission coefficients Waves		
20. ABSTRACT (Continue on reverse side if necessary and identify by block number) Monochromatic and irregular wave transmission and reflection measurements were made for various subaerial and submerged breakwater cross sections. These two-dimensional laboratory tests included smooth impermeable breakwaters, rubble-mound breakwaters, and breakwaters armored with dolos units. Wave transmission by overtopping was found to be related to breakwater freeboard wave runup, and breakwater crest width; a method of estimating transmission by overtopping coefficients is presented. The Madsen and White (1976) numerical (continued)		



procedure was found to be an important tool for predicting the amount of transmission through permeable breakwaters. Suggested procedures for estimating transmission coefficients have been incorporated into the computer programs OVER and MADSEN (included as appendixes) and these programs may be used to predict wave transmission coefficients for nonbreaking, breaking, monochromatic, and irregular wave conditions.




## PREFACE

This report presents the results of research conducted to develop methods for estimating wave transmission past submerged, subaerial, permeable, and impermeable breakwaters. The final prediction techniques are given in the form of computer programs, and the laboratory data used to develop and test the methods are included in appendixes to this report. These methods supplement Section 7.23 of the Shore Protection Manual (SPM). The work was carried out under the offshore breakwaters for shore stabilization program of the U.S. Army Coastal Engineering Research Center (CERC).

The report was prepared by William N. Seelig, Hydraulic Engineer, under the general supervision of Dr. R.M. Sorensen, Chief, Coastal Processes and Structures Branch. J. Ahrens and M. Titus provided a significant contribution to this report by their many useful suggestions and valuable laboratory assistance.

Comments on this publication are invited.

Approved for publication in accordance with Public Law 166, 79th Congress, approved 31 July 1945, as supplemented by Public Law 172, 88th Congress, approved 7 November 1963.

  
TED E. BISHOP  
Colonel, Corps of Engineers  
Commander and Director



CONTENTS

	Page
CONVERSION FACTORS, U.S. CUSTOMARY TO METRIC (SI) . . . . .	8
SYMBOLS AND DEFINITIONS. . . . .	9
I INTRODUCTION . . . . .	11
II LITERATURE REVIEW. . . . .	11
III LABORATORY TESTING . . . . .	13
1. Laboratory Test Setup . . . . .	13
2. Methods of Generating Waves . . . . .	13
3. Data Collection . . . . .	14
4. Data Reduction Methods. . . . .	15
5. Breakwaters Tested. . . . .	20
6. Test Conditions . . . . .	20
7. Test Results. . . . .	21
IV ANALYSIS OF TEST RESULTS . . . . .	22
1. Wave Transmission and Reflection for Impermeable Breakwaters. . . . .	22
2. Wave Transmission and Reflection for Permeable Breakwaters. . . . .	39
V MODEL SCALE EFFECTS. . . . .	58
1. Causes of Physical Model Scale Effects. . . . .	58
2. Interpreting and Applying Laboratory Results to Prototype Conditions . . . . .	58
VI EXAMPLE OF ESTIMATING WAVE TRANSMISSION COEFFICIENTS . . . . .	60
VII SUMMARY, CONCLUSIONS, AND RECOMMENDATIONS. . . . .	62
LITERATURE CITED . . . . .	64
APPENDIX	
A BREAKWATER GEOMETRIES. . . . .	67
B MATERIAL CHARACTERISTICS . . . . .	77
C TEST RESULTS (SINUSOIDAL BLADE MOTION) . . . . .	80
D TEST RESULTS (IRREGULAR WAVES) . . . . .	89
E TEST RESULTS (GRAPHICAL FORM). . . . .	93
F DOCUMENTATION OF THE PROGRAM OVER . . . . .	169
G DOCUMENTATION OF THE COMPUTER PROGRAM MADSEN . . . . .	175



CONTENTS--Continued

TABLES

	Page
1 Range of conditions tested with monochromatic and irregular waves. . . . .	21
2 Empirical wave runup prediction coefficients for smooth impermeable slopes. . . . .	26
3 Wave runup prediction coefficients using the Ahrens and McCartney (1975) method . . . . .	28
4 Effect of relative depth on prediction of $K_{Tt}$ . . . . .	44
5 Porosity of various armor units. . . . .	50

FIGURES

1 Plan view of wave tank . . . . .	14
2 Determination of incident and reflected waves using the method of Goda and Suzuki (1976). . . . .	15
3 The spectral peakedness, $Q_p$ , for various spectral shapes . . . . .	17
4 Sample incident laboratory wave spectra. . . . .	18
5 Sample laboratory wave records showing various levels of wave grouping. . . . .	19
6 Percent of incident wave energy at the period of wave generator blade motion for sinusoidal wave generator blade motion . . . . .	20
7 Definition of terms for wave transmission by overtopping . . . . .	22
8 Wave reflection coefficients and fraction of wave energy dissipated for a 1 on 1.5 smooth slope with no wave transmission . . . . .	23
9 Wave reflection coefficients for a breakwater with zero freeboard compared to a similar structure with no overtopping . . . . .	23
10 Wave transmission and reflection coefficients for a smooth impermeable breakwater. . . . .	25
11 Wave runup on riprap . . . . .	27
12 Wave runup prediction for rough structures using the Ahrens and McCartney (1975) method . . . . .	28
13 Wave transmission coefficients for smooth impermeable breakwaters with 1 on 1.5 slopes. . . . .	29
14 Wave transmission coefficients for vertical, smooth impermeable breakwaters using Goda's (1969) data. . . . .	30



CONTENTS

FIGURES--Continued

	Page
15 The effect of the relative structure width on wave transmission of impermeable breakwaters . . . . .	32
16 Wave transmission coefficients for BW14. . . . .	32
17 Wave transmission coefficients for a breakwater tested by Saville (1963) with $B/h = 0.88$ . . . . .	33
18 Wave transmission coefficients for a breakwater tested by Saville (1963) with $B/h = 3.2$ . . . . .	33
19 Observed and predicted coefficients of wave transmission by overtopping . . . . .	34
20 Percent of wave energy at the forcing wave period for wave transmission by overtopping of a smooth impermeable structure . . . . .	34
21 Sample incident, reflected, and transmitted wave spectra . . . . .	36
22 Spectral peakedness of incident, reflected, and transmitted wave spectra . . . . .	37
23 Zero up-crossing analysis. . . . .	37
24 Transmitted versus incident wave height distributions for a breakwater with $d_s/h = 0.8$ . . . . .	38
25 Transmitted versus incident wave height distributions for a breakwater with $d_s/h = 1.0$ . . . . .	38
26 Sample incident and transmitted joint distributions of wave height and period. . . . .	39
27 Definition of terms for wave transmission for permeable breakwaters. . . . .	40
28 Wave transmission and reflection coefficients for BW3. . . . .	41
29 Sample observed and predicted reflection coefficients for permeable subaerial breakwaters . . . . .	41
30 Wave transmission coefficients for a subaerial and a submerged breakwater. . . . .	42
31 Observed and predicted transmission coefficients for BW3 . . . . .	45
32 Observed and predicted transmission coefficients for BW12. . . . .	45
33 Observed and predicted transmission coefficients for BW4 . . . . .	46
34 Observed and predicted transmission coefficients for breaking and nonbreaking conditions. . . . .	46



CONTENTS

FIGURES--Continued

	Page
35 Observed and predicted transmission coefficients for a breakwater with dolos armor units. . . . .	47
36 Wave transmission past a heavily overtopped breakwater with tribar armor units . . . . .	48
37 Observed and predicted transmission coefficients for BW16. . . . .	49
38 Example of the influence of porosity on the predicted coefficient of transmission for a rubble-mound breakwater. . . . .	51
39 The relative importance of transmission by overtopping as a function of the incident wave height and the water depth-to-structure height ratio. . . . .	51
40 Observed and predicted transmission coefficients for submerged permeable structures assuming $K_{Tt} = 0$ . . . . .	52
41 Percent of wave energy at the forcing period for waves transmitted past a permeable breakwater . . . . .	53
42 Sample incident, reflected, and transmitted wave spectra for BW16. . . . .	54
43 Spectral peakedness of transmitted and reflected wave spectra versus incident spectral peakedness for a permeable breakwater . . . . .	54
44 Comparison between incident and transmitted wave height distribution for a permeable breakwater. . . . .	55
45 Autocorrelation of zero up-crossing wave heights for transmitted and incident wave records for a permeable breakwater. . . . .	57
46 Sample joint distributions of wave height and period for an irregular wave condition and a permeable breakwater . . . . .	57
47 Trapezoidal multilayered breakwater tested by Sollitt and Cross (1976). . . . .	59
48 Physical model results and correction factors determined from the analytical model of Madsen and White (1976) . . . . .	59
49 Breakwater cross sections used in the example for estimating wave transmission coefficients . . . . .	60
50 Predicted wave transmission coefficients . . . . .	61
51 Predicted transmitted wave height as a function of breakwater crest height. . . . .	61



CONVERSION FACTORS, U.S. CUSTOMARY TO METRIC (SI) UNITS OF MEASUREMENT

U.S. customary units of measurement used in this report can be converted to metric (SI) units as follows:

Multiply	by	To obtain
inches	25.4	millimeters
	2.54	centimeters
square inches	6.452	square centimeters
cubic inches	16.39	cubic centimeters
feet	30.48	centimeters
	0.3048	meters
square feet	0.0929	square meters
cubic feet	0.0283	cubic meters
yards	0.9144	meters
square yards	0.836	square meters
cubic yards	0.7646	cubic meters
miles	1.6093	kilometers
square miles	259.0	hectares
knots	1.852	kilometers per hour
acres	0.4047	hectares
foot-pounds	1.3558	newton meters
millibars	$1.0197 \times 10^{-3}$	kilograms per square centimeter
ounces	28.35	grams
pounds	453.6	grams
	0.4536	kilograms
ton, long	1.0160	metric tons
ton, short	0.9072	metric tons
degrees (angle)	0.01745	radians
Fahrenheit degrees	5/9	Celsius degrees or Kelvins <sup>1</sup>

<sup>1</sup>To obtain Celsius (C) temperature readings from Fahrenheit (F) readings, use formula:  $C = (5/9) (F - 32)$ .

To obtain Kelvin (K) readings, use formula:  $K = (5/9) (F - 32) + 273.15$ .



## SYMBOLS AND DEFINITIONS

A	material identifier
$A_1$	spectral coefficients
$A_2$	spectral coefficients
a	empirical rough-slope runup coefficient
$a_I$	incident wave amplitude at a spectral line
$a_R$	reflected wave amplitude at a spectral line
B	breakwater top width
$B_1$	spectral coefficients
$B_2$	spectral coefficients
b	empirical rough-slope runup coefficient
C	transmission by overtopping coefficient
$C_1$	empirical wave runup on smooth-slope coefficients
$C_2$	empirical wave runup on smooth-slope coefficients
$C_3$	empirical wave runup on smooth-slope coefficients
CF	physical model correction factor = $(K_{Tt})_{\text{prototype}} / (K_{Tt})_{\text{model}}$
d	water depth
$d_s$	water depth at toe of a structure
$d_{50}$	median material diameter
F	breakwater freeboard = $h - d_s$
f	wave frequency = $1/T$
g	acceleration due to gravity
H or $H_I$	incident wave height
$H_R$	reflected wave height
$H_{rms}$	root-mean-square (rms) wave height
$H_s$	significant wave height
$H_T$	transmitted wave height
$\bar{H}$	mean wave height
ID	a 10-digit identification code (year, month, day, hour, minute) assigned to each data collection run
j	spectral line number



SYMBOLS AND DEFINITIONS--Continued

$K_R$	reflection coefficient
$K_T$	transmission coefficient = $\sqrt{K_{To}^2 + K_{Tt}^2}$
$K_{To}$	wave transmission by overtopping coefficient
$K_{Tt}$	coefficient of wave transmission through a permeable breakwater
$k$	wave number = $2\pi/L$
$L$	wavelength
$L_0$	deepwater wavelength
$P$	material porosity
$p$	probability
$Q_p$	spectral-peakedness parameter
$Q_{pi}$	incident spectral-peakedness parameter
$Q_{pr}$	reflected spectral-peakedness parameter
$Q_{pt}$	transmitted spectral-peakedness parameter
$R$	wave runup
$r(H, H + 1)$	autocorrelation of wave heights
$r(H, T)$	correlation of wave heights and periods
$T$	wave period
$T_p$	period of peak energy density
$W_{50}$	median weight of material
$\gamma$	specific weight
$\Delta f$	band width
$\Delta l$	gage spacing
$\eta_{rms}$	root-mean-square water level
$\theta$	angle of seaward face of a breakwater
$\nu$	kinematic viscosity of water
$\xi$	surf parameter = $(\tan \theta / \sqrt{H/L_0})$
$\rho$	autocorrelation of zero up-crossing wave heights <ul style="list-style-type: none"> <li>● for incident waves</li> <li>● for transmitted waves</li> </ul>



# TWO-DIMENSIONAL TESTS OF WAVE TRANSMISSION AND REFLECTION CHARACTERISTICS OF LABORATORY BREAKWATERS

by  
*William N. Seelig*

## I. INTRODUCTION

The primary function of a breakwater is to reduce wave heights in an area being sheltered. Breakwaters are primarily used to protect harbors from excessive wave action, to prevent beach erosion, and to trap sediment for mechanical bypassing at an inlet or harbor entrance. A secondary use of breakwater design is to reduce the wave reflection from the structure. Reflected waves combined with incident waves can produce undesirable water motions that may be a nuisance to navigation or encourage scour at the toe of a structure.

Since the cost of building breakwaters is generally high, methods are needed to estimate transmitted and reflected wave heights to enable comparison of alternative structure designs. This report presents suggested methods for predicting transmission and reflection characteristics of breakwaters based on laboratory experiments, including the work of previous investigators. These methods supplement Section 7.23 of the Shore Protection Manual (SPM) (U.S. Army, Corps of Engineers, Coastal Engineering Research Center, 1977). The basic types of breakwaters considered are permeable and impermeable structures with crest elevations above the stillwater level (subaerial) and below the stillwater level (submerged). The other factors investigated include wave height, period, breakwater cross-section design, and material characteristics. Both monochromatic and irregular waves were tested.

Section II of this report presents a brief review of research conducted by previous investigators. Section III describes the laboratory setup and procedures; Sections IV, V, and VI present data analysis methods and definitions. The conditions tested are summarized in Section VII. Detailed descriptions of the breakwaters tested and materials used are given in Appendixes A and B; summary tables and figures of laboratory results are presented in Appendixes C, D, and E.

Laboratory results are used in this study to develop a method for predicting wave transmission by overtopping coefficients using the ratio of breakwater freeboard to wave runup (suggested by Cross and Sollitt, 1971) and the breakwater crest width (suggested by Saville, 1963). The wave transmission by overtopping prediction method is then combined with the model of wave transmission through permeable structures of Madsen and White (1976) and this combination package is verified with the laboratory results over a wide range of conditions. Prediction methods are summarized in the computer programs OVER and MADSEN (Apps. F and G). An example breakwater design is worked with the aid of the two computer programs to illustrate how the prediction methods can be used to compare alternative breakwater designs, and to illustrate the importance of various design parameters.

## II. LITERATURE REVIEW

Some of the important sources of ideas and data used in preparing this report are summarized below in chronological order.



Saville (1963) tested a large number of similar rough structures with a 1 on 2 front-face slope for a proposed breakwater at Point Loma, California. Most of Saville's breakwater models had a crest elevation near the stillwater level, so wave transmission in most of the tests was primarily due to overtopping. Some of the breakwaters tested were first modeled in the large wave tank at the Coastal Engineering Research Center (CERC), then re-tested at a smaller scale to examine scale effects. Some tests were repeated with otherwise identical permeable and impermeable breakwaters to assess the influence of wave transmission through the permeable breakwaters and wave transmission by overtopping. The breakwater crest width was also varied over a wide range of values to determine the influence of width on the wave transmission coefficient. Since wave reflection coefficients were not measured, the burst method was used during testing to avoid laboratory effects caused by re-reflection of waves from the generator blade.

Lamarre (1967) measured wave transmission by overtopping for a structure with a comparatively narrow crest width and 1 on 1.5 structure slopes. Wave conditions and the height of the structure were varied.

Goda (1969) tested vertical, smooth impermeable structures for wave transmission by overtopping. The breakwater crest width was varied and a wide range of submerged and subaerial structure heights and a number of wave conditions were tested. Wave reflection coefficients were measured to determine the incident wave height acting on the structure. A nonlinear empirical equation was developed for predicting wave transmission coefficients. In this formula the transmission coefficient is a function of the ratio of the breakwater freeboard to the incident wave height and two empirical coefficients, where the coefficients are related to structure geometry and the relative water depth.

Davidson (1969) tested a 1 on 40 scale model of a breakwater proposed for Monterey Harbor, California. The breakwater had tribar armor units and experienced a combination of wave transmission over and through the structure.

Cross and Sollitt (1971) developed a semiempirical model for wave transmission by overtopping of subaerial breakwaters. The model was compared to Lamarre's (1967) data for a smooth impermeable structure with a 1 on 1.5 front-face slope. Cross and Sollitt's model suggests that wave transmission by overtopping is a nonlinear function of the ratio of breakwater freeboard to runup. Examination of Saville's (1963) data suggests that a linear model would form an upper envelope for wave transmission over rough structures.

Keulegan (1973) measured wave transmission through a number of vertical-faced permeable breakwaters using a wide variety of materials and wave conditions. Comparison of results led to development of a method for designing scale models that consider scale effects.

Sollitt and Cross (1976) tested wave transmission through a permeable rubble-mound breakwater and used this information to develop an analytical-empirical model.

Bottin, Chatham, and Carver (1976) tested 1 on 22 rubble-mound scale and concrete armor unit breakwaters proposed for Waianae Harbor, Hawaii. Wave transmission consisted of a combination of wave transmission by overtopping



and wave transmission through the structures. Wave reflection coefficients were not measured. Wave runup on dolos was observed.

Madsen and White (1976) developed an analytical-empirical model for the prediction of wave transmission and reflection coefficients for wave transmission through subaerial rubble-mound breakwaters. The model employs the long wave assumption, so predictions using their model are expected to be most reliable for shallow-water waves. Comparison of the Madsen and White model with physical model tests by Keulegan (1973) and Cross and Sollitt (1976) shows that the wave transmission coefficient can be predicted more reliably than the reflection coefficient.

The data from independent tests of wave transmission by overtopping conducted in this study, together with the results of Saville (1963), Lamarre (1967), Goda (1969), and Cross and Sollitt (1971), are used to develop a wave transmission by overtopping equation similar to one proposed by Cross and Sollitt (1971). The equation is then combined with the model of wave transmission through permeable breakwaters of Madsen and White (1976) to form a generalized model of wave transmission for breakwaters. This model is verified by comparing numerical and physical model results for a wide range of conditions.

### III. LABORATORY TESTING

#### 1. Laboratory Test Setup.

Laboratory tests were performed at CERC in a wave tank 4.57 meters wide, 42.7 meters long, and 1.22 meters deep. A part of the tank was divided by four walls to form two interior test flumes, each 61 centimeters wide; the remaining tank width contained a 1 on 12 absorber beach made of crushed stone with a median diameter of 2.9 centimeters (Fig. 1). This arrangement allowed two experiments to be performed simultaneously, and energy reflecting off of the test structures diffracts out of the test flume to minimize re-reflection of waves off of the generator blade.

The laboratory breakwaters were located between stations 5 and 10 meters along the flume and parallel-wire resistance gages were used to measure wave conditions in the flume. Gages placed at stations 1.40, 2.35, and 2.70 meters along the test flumes were used to document incident and reflected wave conditions. One or two gages placed landward were used to measure transmitted waves (Fig. 1).

A wave absorber consisting of a crushed gravel slope covered with a 0.6-meter-thick layer of hoghair was placed at the end of the test flume to absorb a majority of the transmitted wave energy. The test flume was terminated 3 meters before the end of the wave tank to allow water overtopping the test structure to escape from the flume through the absorber gravel. This arrangement prevented the buildup of water on the landward side of the test structure.

#### 2. Methods of Generating Waves.

Waves in this facility were generated by a programmable piston-type generator with a mean blade position 19 meters seaward of the entrance to the test flumes. A minicomputer was used to produce monochromatic waves of a specified wave height and period by moving the blade with a sinusoidal motion. Irregular waves



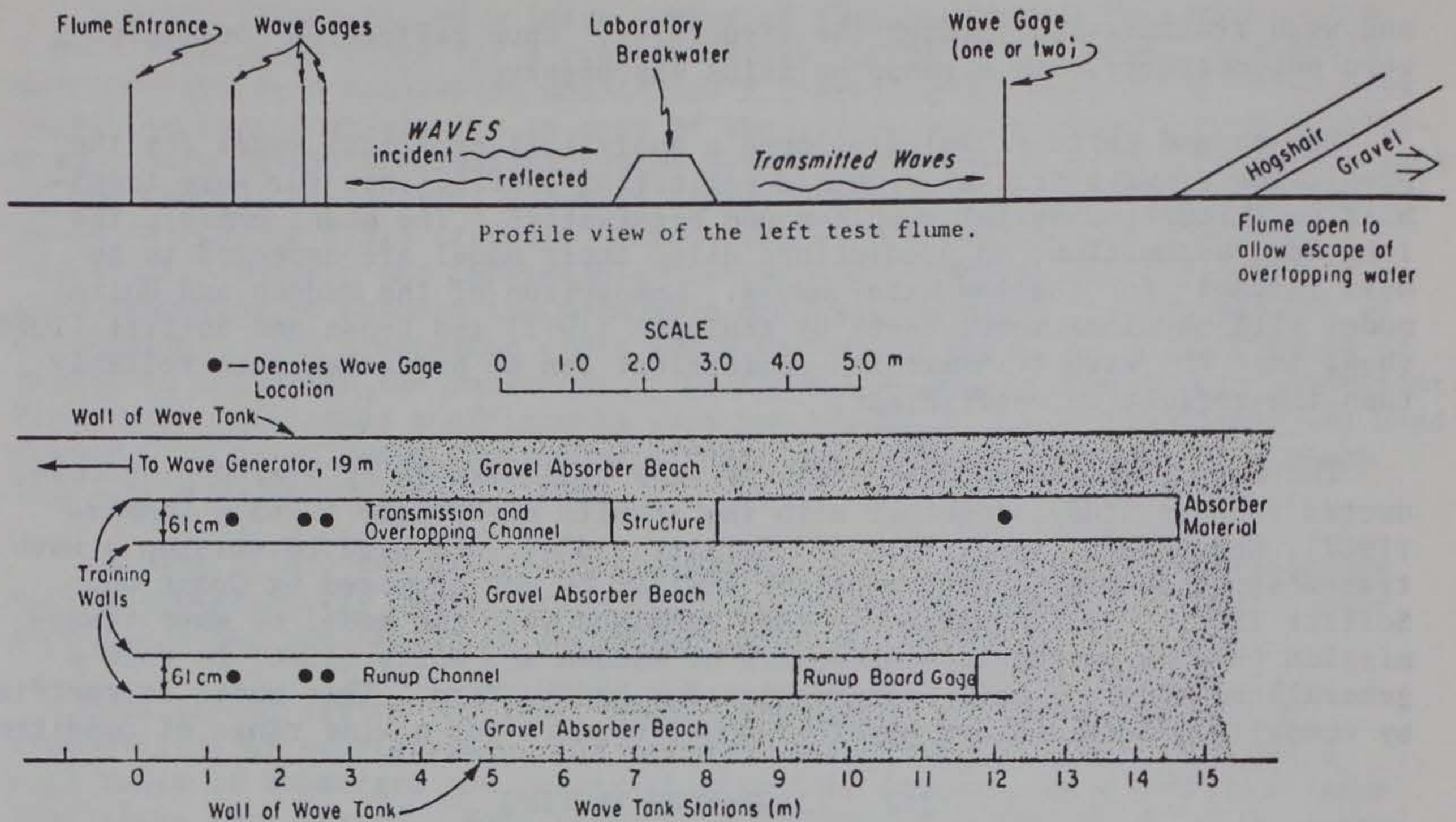


Figure 1. Plan view of wave tank setup.

were produced by using the CERC Data Acquisition System (DAS) to create a signal to move the blade. Irregular waves were made by summing 50 components of varying amplitude, period, and random phase to produce a wide variety of spectral shapes.

### 3. Data Collection.

The laboratory data collection scheme was designed after the CERC field wave data monitoring program. Data collection was performed automatically by the DAS in the following sequence:

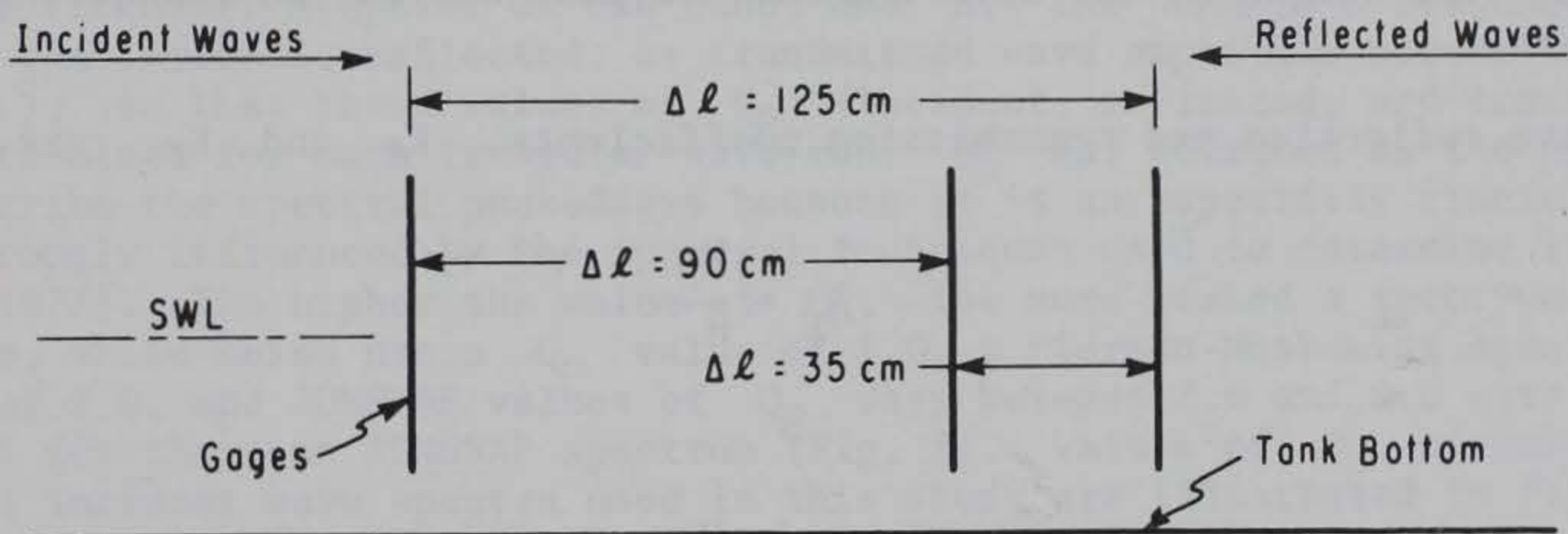
- (a) Wave gages were calibrated.
- (b) Waves were produced for several minutes to allow tank startup transient conditions to die out.
- (c) Wave gages collected data at a sampling rate of 16 times a second over a 256-second sampling interval.
- (d) The 4,096 data points from each gage were then stored on magnetic tape for analysis.
- (e) A 10-digit identification code consisting of the year, month, day, hour, and minute of the data run was assigned (e.g., ID 7804260916 is a run made 1978, April, 26th day at 09:16).



#### 4. Data Reduction Methods.

Laboratory data sorted on magnetic tape were analyzed on a CDC 6600 computer using a variety of data reduction schemes. The mean water level and the least squares, best-fit linear trend in the data was first removed from each gage record. A Fourier analysis was then performed on each gage record using a fast Fourier transform (FFT) routine and cosine bell function that is part of the CERC wave analysis package.

Incident and reflected waves, which are mixed together in each of the gage records, were separated using the method of Goda and Suzuki (1976) shown in Figure 2. This technique gives an estimate of the incident and reflected wave amplitudes,  $a_I$  and  $a_R$ , at each spectral line for each gage pair. Using three gages in front of the structure gives three estimates of the incident and reflected wave amplitude spectra. Calculations show that in this study the three estimates of wave amplitudes seldom differed by more than 5 percent, so the average incident and reflected wave amplitudes at each spectral line,  $j$ , were taken as representative; i.e.,  $(a_I)_j$  is the average incident wave amplitude at spectral line,  $j$ . The wave amplitude at each of the spectral lines was also determined for transmitted wave conditions; i.e.,  $(a_T)_j$  is the average transmitted wave amplitude at spectral line,  $j$ .



$$a_I = \frac{1}{2|\sin k\Delta l|} \sqrt{(A_2 - A_1 \cos k\Delta l - B_1 \sin k\Delta l)^2 + (B_2 + A_1 \sin k\Delta l - B_1 \cos k\Delta l)^2}$$

$$a_R = \frac{1}{2|\sin k\Delta l|} \sqrt{(A_2 - A_1 \cos k\Delta l + B_1 \sin k\Delta l)^2 + (B_2 - A_1 \sin k\Delta l - B_1 \cos k\Delta l)^2}$$

A, B = spectral coefficients

k = wave number =  $\frac{2\pi}{L}$

$\Delta l$  = gage spacing

where

$$0.05 \leq \frac{\Delta l}{L} \leq 0.45$$

and

$$L = \frac{gT^2}{2\pi} \tanh\left(\frac{2\pi d}{L}\right)$$

where  $g$  equals acceleration due to gravity;  $d$  equals water depth; and  $T$  equals wave period.

Figure 2. Determination of incident and reflected waves using the method of Goda and Suzuki (1976).



Incident, reflected, and transmitted wave heights ( $H_I$ ,  $H_R$ ,  $H_T$ ) are defined as

$$H_I = 2 \sqrt{\sum_{j=1}^{12} (a_I)^2_j} \quad (1)$$

$$H_R = 2 \sqrt{\sum_{j=1}^{12} (a_R)^2_j} \quad (2)$$

$$H_T = 2 \sqrt{\sum_{j=1}^{12} (a_T)^2_j} \quad (3)$$

where  $H_I$  is the height of the wave moving landward toward the breakwater,  $H_R$  the height of the wave reflecting from the breakwater and moving seaward, and  $H_T$  the height of the wave transmitted past and in the lee of the breakwater.

Wave reflection and transmission coefficients,  $K_R$  and  $K_T$ , are defined as

$$K_R = \frac{H_R}{H_I} \quad (4)$$

and

$$K_T = \frac{H_T}{H_I} \quad (5)$$

Wave transmission by overtopping has a transmission coefficient defined as  $K_{T0}$ ; wave transmission through porous structures is given by a transmission coefficient  $K_{Tt}$ . The coefficient for total wave transmission over and through a structure,  $K_T$ , is

$$K_T = \sqrt{K_{Tt}^2 + K_{T0}^2} \quad (6)$$

In the case of irregular waves the significant wave height,  $H_s$  (average of the highest one-third of the waves), is typically used to describe the wave conditions. To include the effects of wave reflection from the structure, significant height is defined as (Goda and Suzuki, 1976)

$$H_s = \frac{4 \eta_{rms}}{\sqrt{1 + K_R^2}} \quad (7)$$



where  $\eta_{rms}$  is the average root-mean-square (rms) water level from the three seaward gages. The mean wave height,  $\bar{H}$ , is defined as

$$\bar{H} = 0.625 H_s = \frac{2.5 \eta_{rms}}{\sqrt{1 + K_R^2}} \quad (8)$$

The wave period used to describe irregular wave conditions is the period of peak energy density,  $T_p$ . The spectral-peakedness parameter,  $Q_p$  (Goda, 1970), is used to characterize the spectral width for irregular wave conditions,

$$Q_p = \frac{1}{\Delta f} \frac{\sum_{j=1}^{36} f_j a_j^4}{\left( \sum_{j=1}^{36} a_j^2 \right)^2} \quad (9)$$

where  $j$  is the band number (11 spectral lines are used to make each band),  $f_j$  the frequency midpoint of the band, and  $\Delta f$  the bandwidth frequency.  $a_j$  may be the incident, reflected, or transmitted wave amplitude associated with band,  $j$ , so that three values of  $Q_p$  (incident, reflected, and transmitted) are determined for each irregular wave run.  $Q_p$  was selected as the parameter to describe the spectral peakedness because it is an especially stable parameter not strongly influenced by the spectral techniques used to determine its value (Rye, 1977). The higher the value of  $Q_p$ , the more peaked a spectrum. For example, white noise has a  $Q_p$  value of 1.0, a Pierson-Moskowitz spectrum a value of 2.0, and JONSWAP values of  $Q_p$  vary between 3.0 and 9.0 with a value of 3.15 for the mean JONSWAP spectrum (Fig. 3). Values of  $Q_p$  associated with several incident wave spectra used in this study are illustrated in Figure 4.

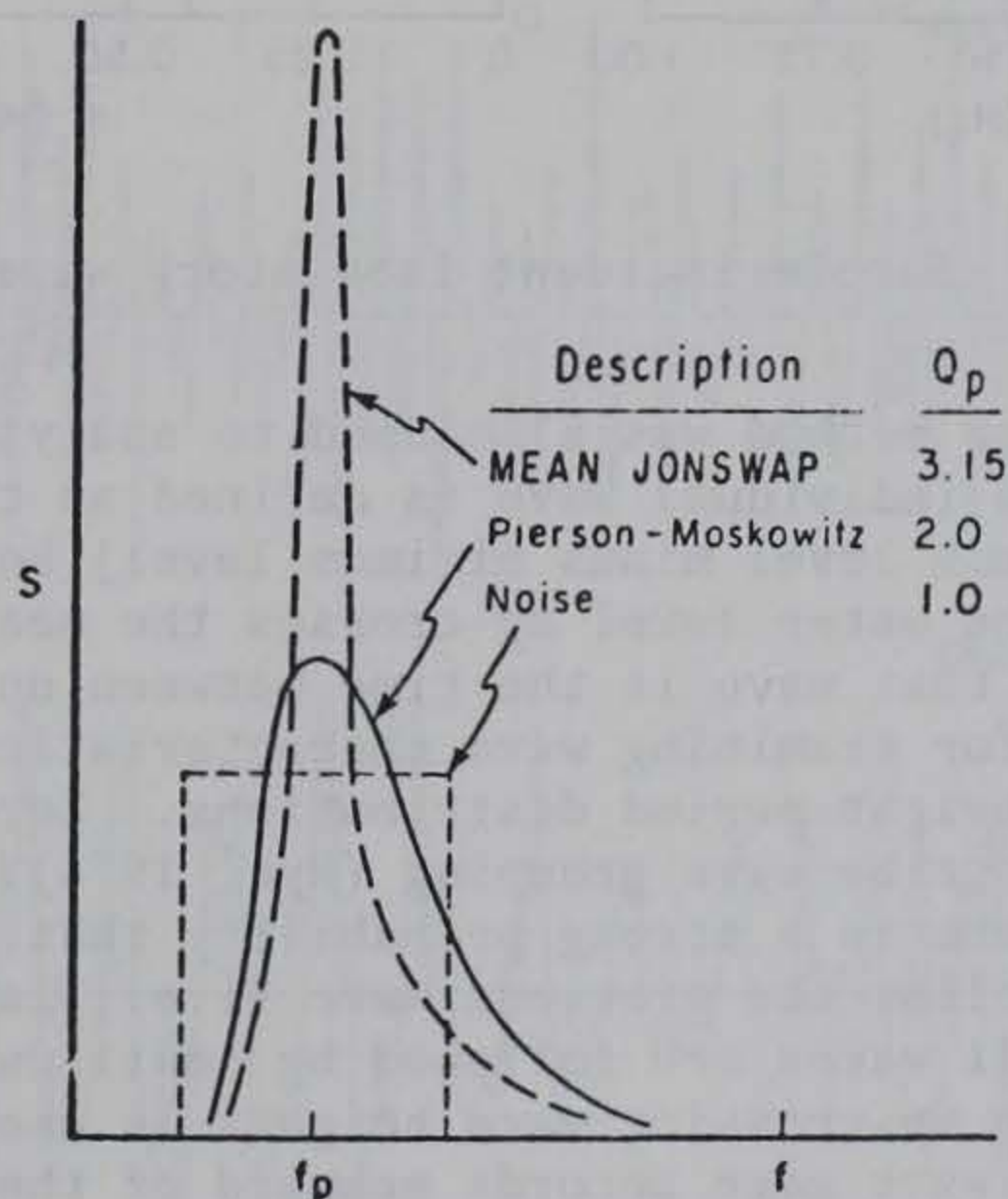


Figure 3. The spectral peakedness,  $Q_p$ , for various spectral shapes.



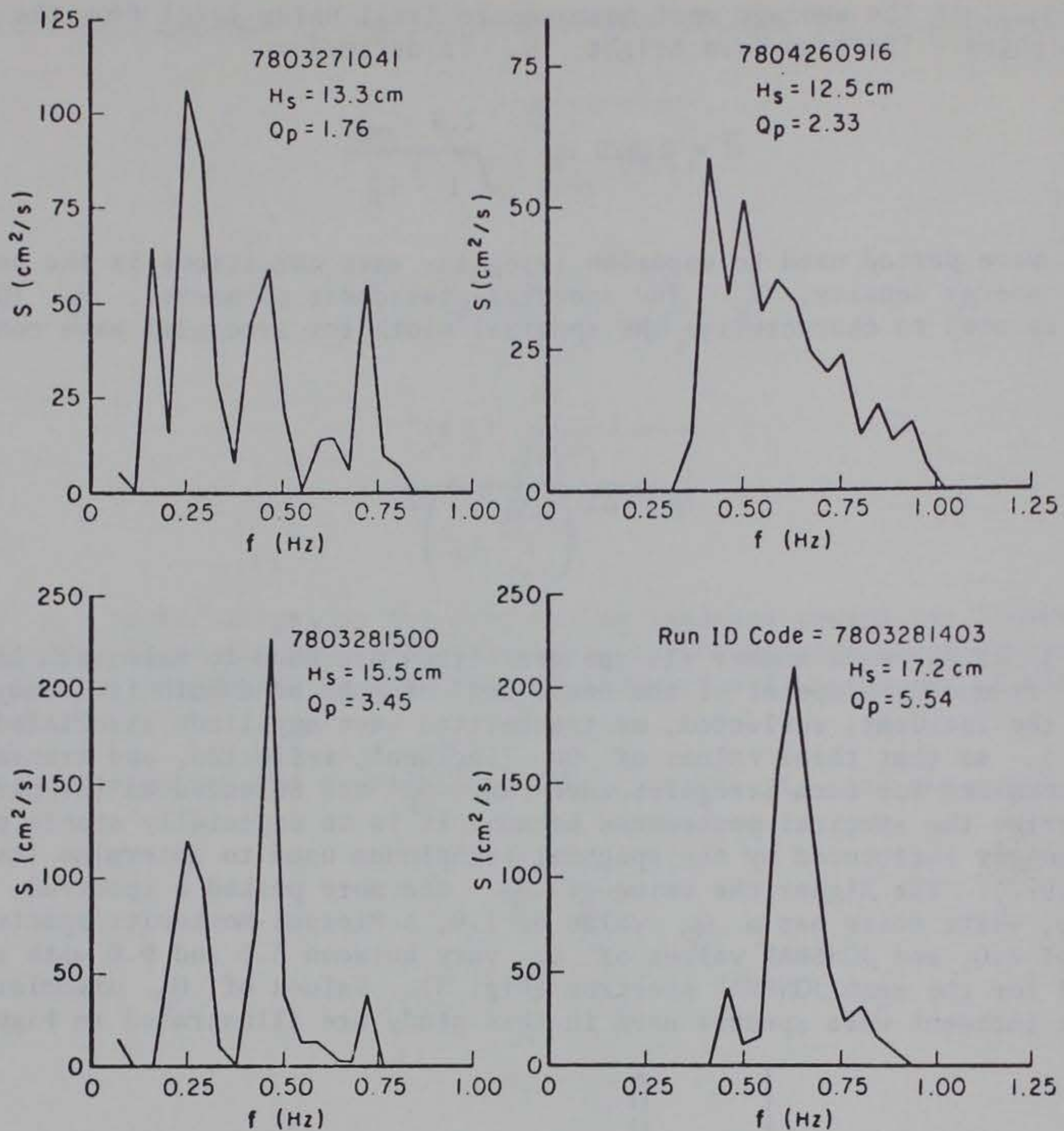


Figure 4. Sample incident laboratory wave spectra.

The zero up-crossing method was also used to analyze wave records. In this method the height of an individual wave is defined as the difference in extreme water elevations (maximum level minus minimum level) between two successive points in time where the water level up-crosses the mean water level. The period associated with that wave is the time between up-crossings. This type of analysis is useful for examining wave characteristics such as wave height, period, or joint wave height-period distributions. Zero up-crossing results may also be used to describe wave grouping (Rye, 1974). A high level of wave grouping means that there is a strong probability that a wave of approximately the same height will follow the previous wave (i.e., large waves are followed by large waves and small waves are followed by small waves). In this study the autocorrelation of zero up-crossing wave heights is used to quantify the amount of wave grouping. The wave gage records seaward of the test structure are somewhat contaminated by reflected waves, depending on the amount of reflection, so the autocorrelation of incident wave heights,  $\rho_I$ , is taken as the average wave height autocorrelation of the three gage records seaward of the structure.



Autocorrelation of transmitted waves,  $\rho_T$ , is taken as the average autocorrelation of any gage measuring transmitted waves. (Note that  $\rho$  may vary between 1.0 and -1.0.) A large positive value of  $\rho$  means that waves are strongly grouped. Values of  $\rho$  near zero mean that there is little relation between successive wave heights. A negative value of the autocorrelation implies that small waves follow large waves and vice versa. Several wave records measured in this study with various values of  $\rho$  are shown in Figure 5. Note that in all cases the water levels have been normalized by the significant wave height.

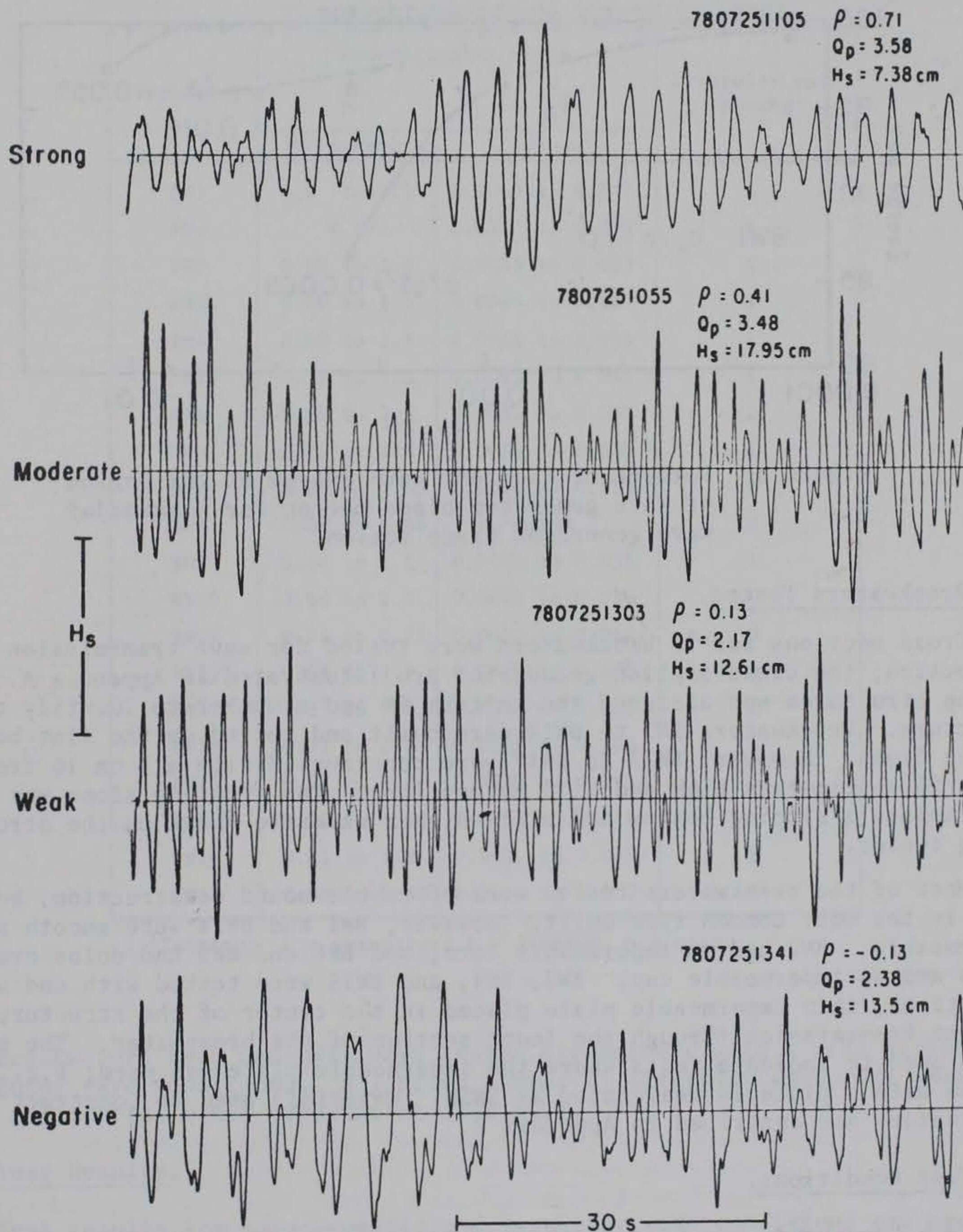


Figure 5. Sample laboratory wave records showing various levels of wave grouping.



For monochromatic wave tests, wave period,  $T$ , is defined as the period of wave generator blade motion. For most of the monochromatic wave conditions tested, 90 percent or more of the incident wave energy was found to be in the spectral band containing the blade frequency (Fig. 6). At a given value of wave steepness the amount of wave energy at higher harmonics of the blade frequency increases as the relative depth,  $d/gT^2$ , decreases. This energy shift occurs because the waveform becomes more cnoidal and less sinusoidal in shape as  $d/gT^2$  decreases and  $H/d$  increases.

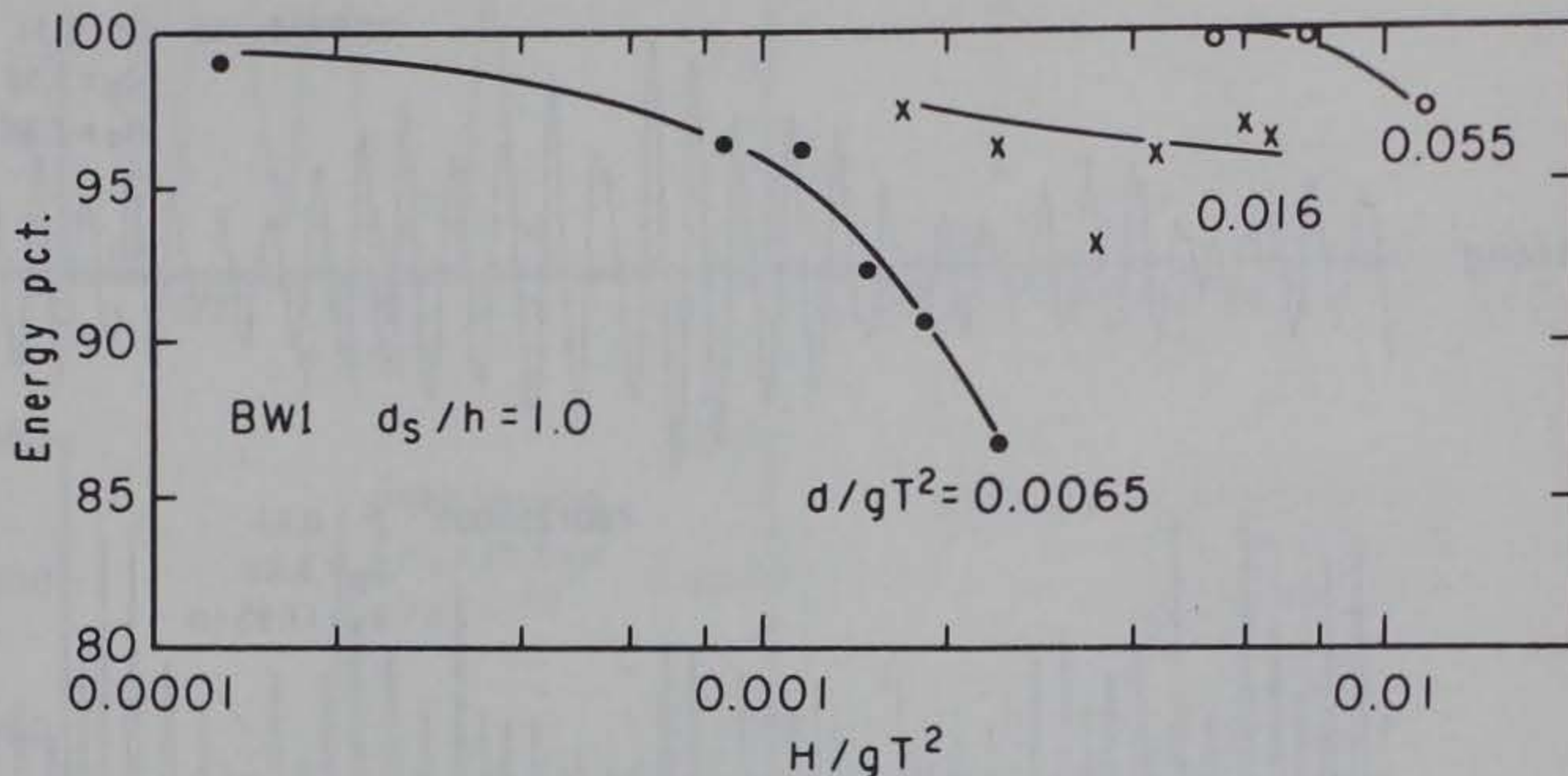


Figure 6. Percent of incident wave energy at the period of wave generator blade motion for sinusoidal wave generator blade motion.

## 5. Breakwaters Tested.

Cross sections for 17 breakwaters were tested for wave transmission and reflection; the cross-section geometries are illustrated in Appendix A. Each of the structures was assigned the letters BW and a number to identify the structure. Breakwaters BW1 to BW12 were built and tested on the flat bottom of the flume. However, BW13 to BW17 were constructed with a 1 on 15 fronting slope 25 centimeters high and 3.75 meters long. The fronting slope was used to simulate a sloping bottom and allow higher waves to break on the structure being tested.

Most of the breakwaters tested were of rubble-mound construction, because this is the most common type built. However, BW1 and BW14 were smooth and impermeable. BW2 had an impermeable core, and BW8 and BW9 had dolos armor units and an impermeable cap. BW3, BW4, and BW15 were tested with and without a vertical, thin impermeable plate placed in the center of the structure to prevent transmission through the lower section of the breakwater. The symbol W is used to indicate tests where the impermeable plate was used; e.g., BW3 tested with a plate is designated as BW3W. Materials used to construct the breakwaters are described in Appendix B.

## 6. Test Conditions.

Each breakwater was built with a fixed geometry, then tested at various water depths and wave periods. A number of wave heights were generally examined for each wave period. Most of the experiments were run with monochromatic waves



produced by sinusoidal motion of the piston-type generator blade. The ranges of dimensionless water depths (water depth at the toe of the structure divided by structure height,  $d_g/h$ ) tested with monochromatic waves are given in Table 1. Major emphasis was placed on  $d/gT^2 = 0.016$  because laboratory waves at this value of relative depth are comparatively free from secondary and Benjamin-Fier waves.

Table 1. Range of conditions tested with monochromatic and irregular waves.

Breakwater	Monochromatic waves		Irregular wave testing <sup>1</sup>
	$\frac{d_g}{h}$	$\frac{d}{gT^2}$	
	(range)	(range)	
BW1	0.6 to 1.2	0.0065 to 0.055	L
BW2	0.87	0.013 to 0.079	N
BW3	0.69 to 1.4	0.0038 to 0.037	N
BW3W	0.69 to 1.3	0.0065 to 0.08	N
BW4	0.68 to 1.3	0.0065 to 0.055	L
BW4W	0.76 to 1.3	0.0065 to 0.055	L
BW5	0.92 to 2.3	0.0065 to 0.055	L
BW6	0.75 to 1.3	0.0056 to 0.055	L
BW7	0.98 to 1.63	0.0065 to 0.055	N
BW8	0.64 to 0.86	0.016	N
BW9	0.64 to 1.1	0.0065 to 0.055	L
BW10	0.68 to 1.1	0.0065 to 0.055	L
BW11	0.51 to 0.75	0.0065 to 0.055	N
BW12	0.64 to 1.1	0.0065 to 0.055	N
BW13	1.1 to 1.8	0.0038 to 0.055	L
BW14	0.91 to 2.0	0.0038 to 0.055	L
BW15	0.61 to 1.4	0.0039 to 0.055	L
BW15W	0.91 to 1.5	0.0038 to 0.055	L
BW16	0.61 to 1.8	0.002 to 0.055	E
BW17	0.58 to 0.83	0.001 to 0.022	E

<sup>1</sup>Testing: E = extensive; L = limited; N = none.

Breakwaters BW16 and BW17 were tested extensively with a wide variety of irregular wave conditions. A limited number of irregular wave runs were also made for several other breakwaters (Table 1).

## 7. Test Results.

Test results for monochromatic and irregular wave conditions are presented in tabular form in Appendixes C and D; monochromatic results are presented in graphical form in Appendix E.



#### IV. ANALYSIS OF TEST RESULTS

This section provides an analysis of the wave transmission and reflection results of the model tests. Impermeable and permeable breakwaters were investigated, and a separate discussion is devoted to each type breakwater. The first part of this section describes observed trends in the values of the transmission and reflection coefficients as a function of the parameters varied in this study. The second part includes development, description, and evaluation of methods for predicting wave transmission coefficients. The third part discusses the effect of a breakwater on other wave characteristics, such as the wave height distribution and shape of the transmitted wave spectra. Since good models are not available for predicting wave reflection coefficients for breakwaters, it is recommended that the model tests be used directly to estimate breakwater wave reflection coefficients.

##### 1. Wave Transmission and Reflection for Impermeable Breakwaters.

a. Observed Trends in Transmission and Reflection Coefficients. As a wave approaches an impermeable breakwater some of the wave energy is supplied to wave runup, some of the energy is dissipated, and the remaining wave energy moves seaward in the form of a reflected wave. If the runup exceeds the crest elevation of the breakwater, waves will be regenerated on the landward side of the structure. Figure 7 shows aspects of this process and defines some of the terms used in wave transmission by overtopping.

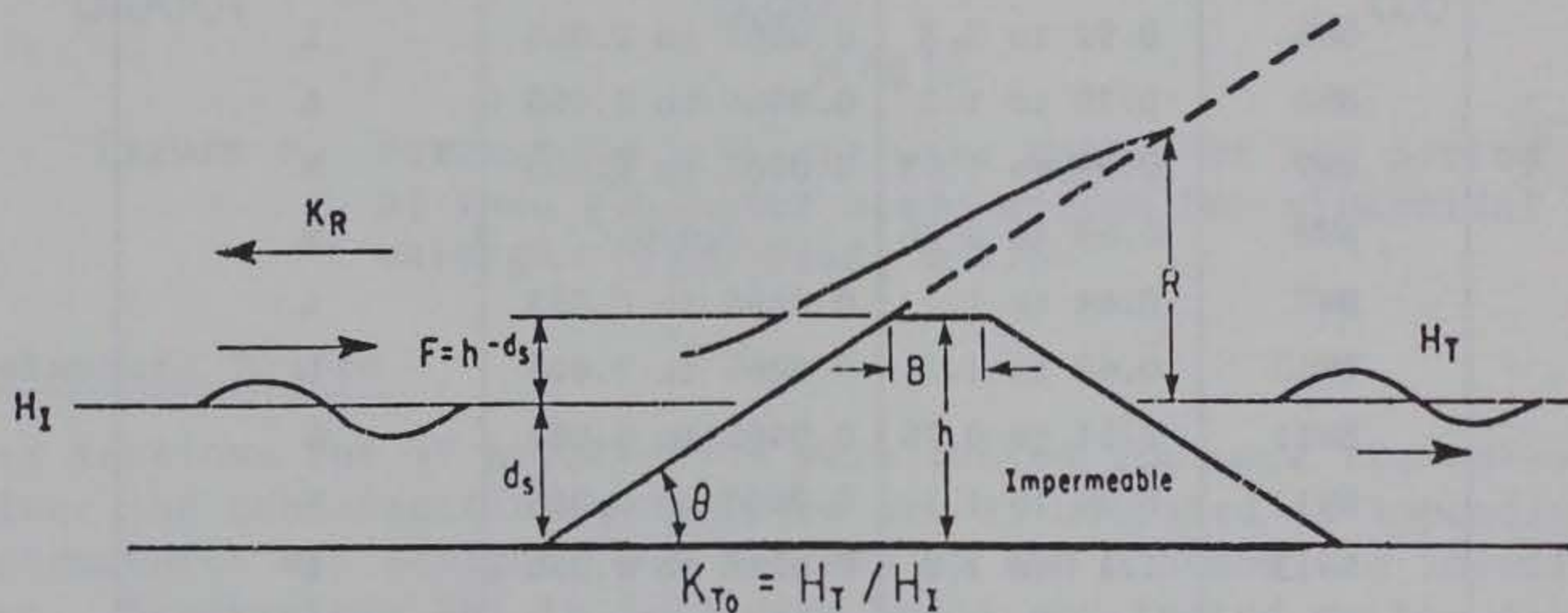


Figure 7. Definition of terms for wave transmission by overtopping.

Madsen and White (1976) found that low reflection coefficients and correspondingly large amounts of wave energy are dissipated on smooth nonovertopping structures. This observation has been verified using the data of Ahrens (1979) for breaking and nonbreaking waves. The data show that for the case of no overtopping the reflection coefficient decreases and a larger fraction of the wave energy is dissipated as the wave steepness increases (Fig. 8). More than 80 percent of the wave energy is dissipated by the smooth slope of 1 on 1.5 for the steepest waves tested. Note that the magnitude of the wave reflection coefficient is approximately the same for monochromatic and irregular waves, for a given value of wave steepness.

As the height of the breakwater is reduced the magnitude of the wave reflection coefficient decreases because much of the wave energy is transmitted by overtopping. For example, with a freeboard of zero (water level at the breakwater crest) BW1 has reflection coefficients that are less than 20 percent of the reflection coefficient for a structure that is not overtopped for the steeper waves tested (Fig. 9). At values of small wave steepness the size of



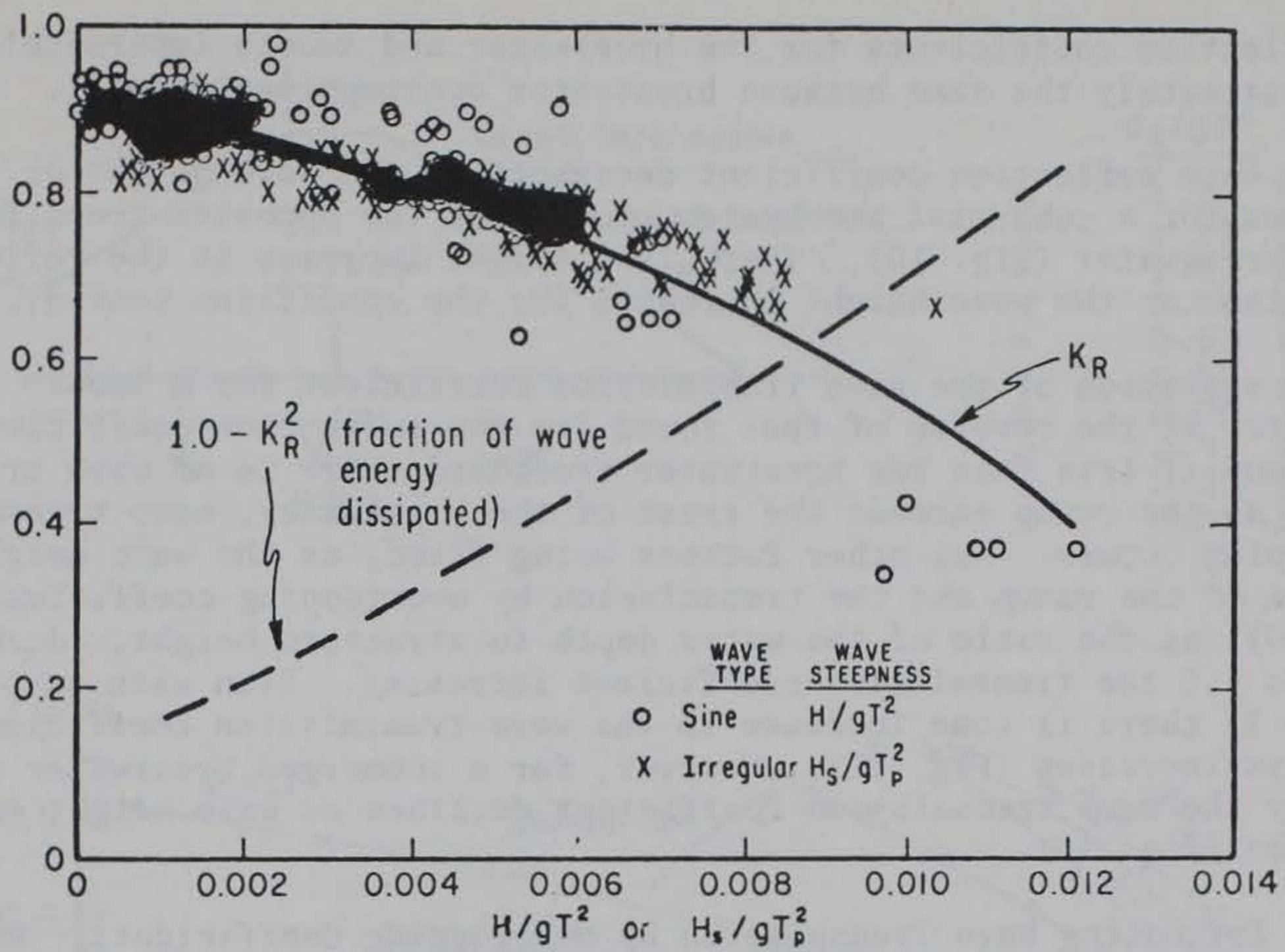


Figure 8. Wave reflection coefficients and fraction of wave energy dissipated for a 1 on 1.5 smooth slope with no wave transmission (data from Ahrens, 1979).

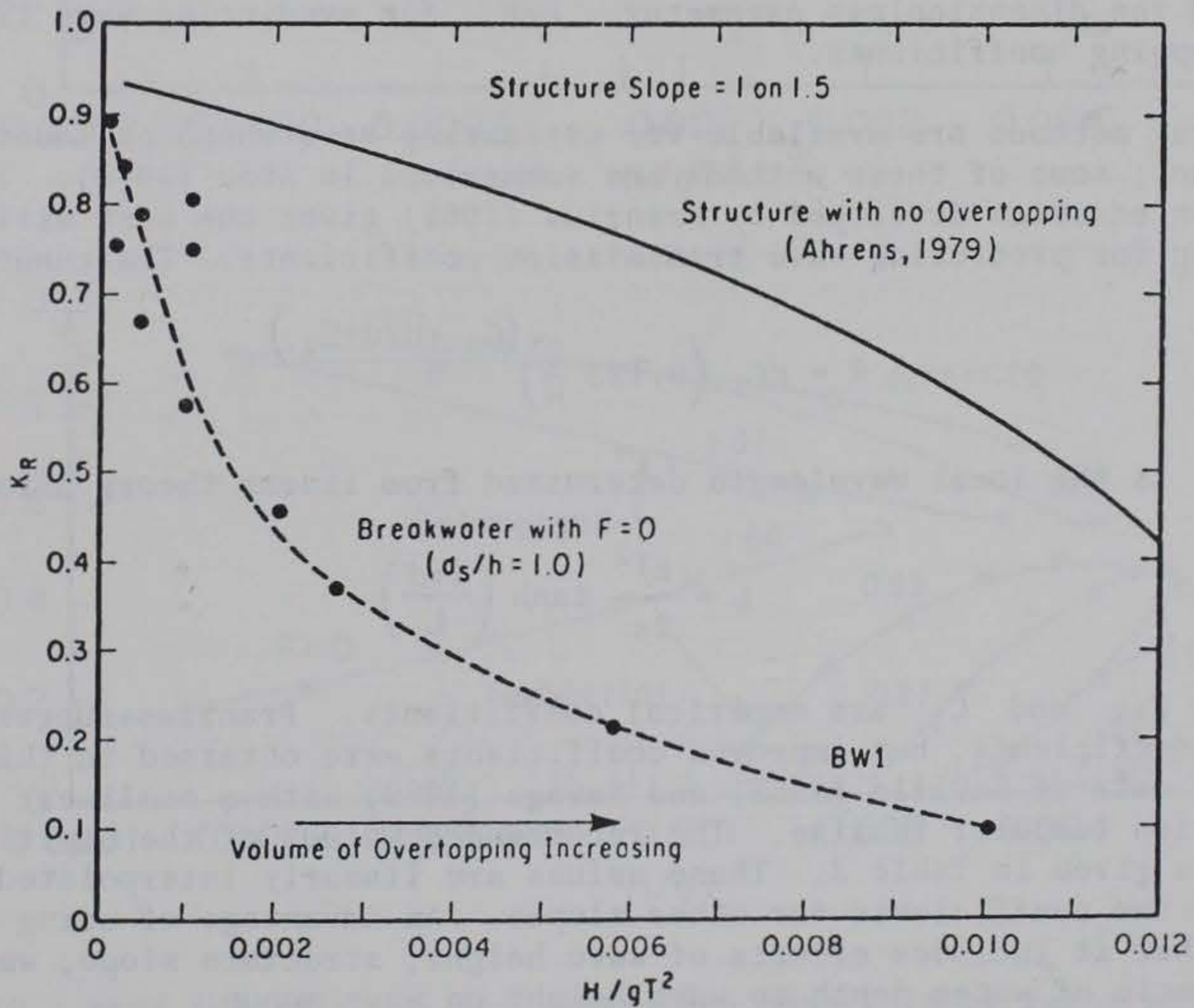


Figure 9. Wave reflection coefficients for a breakwater with zero freeboard compared to a similar structure with no overtopping.



the reflection coefficients for the breakwater and smooth impermeable slope is approximately the same because breakwater overtopping is small.

The wave reflection coefficient decreases as the wave height or steepness increases for a subaerial breakwater, but shows the opposite trend for a submerged breakwater (Fig. 10). There is a slight increase in the reflection coefficient as the wave height increases for the conditions tested.

The variation of the wave transmission coefficient for a smooth impermeable breakwater is the reverse of that found for the reflection coefficient. If the wave runup is less than the breakwater freeboard there is no wave transmission. As soon as the runup exceeds the crest of the breakwater, wave transmission by overtopping occurs. All other factors being fixed, as the wave height increases the size of the runup and the transmission by overtopping coefficient increase (Fig. 10); as the ratio of the water depth to structure height,  $d_s/h$ , approaches 1.0 the transmission coefficient increases. Even with zero freeboard ( $d_s/h = 1$ ) there is some increase in the wave transmission coefficient as wave steepness increases (Fig. 10). However, for a submerged breakwater of fixed geometry the wave transmission coefficient declines as wave height or steepness increases (Fig. 10).

b. Estimating Wave Transmission by Overtopping Coefficients. Wave transmission by overtopping is closely related to wave runup and overtopping of a breakwater. Weggel (1976) found that overtopping rates are a function of the ratio of the structure freeboard,  $F$ , to the runup,  $R$ , on a similar structure high enough to prevent overtopping (Fig. 7). Cross and Sollitt (1971) also recommend the dimensionless parameter,  $F/R$ , for predicting wave transmission by overtopping coefficients.

Several methods are available for estimating wave runup on smooth impermeable slopes; some of these methods are summarized in Stoa (1978). The runup prediction equation developed by Franzius (1965) gives the best estimate of wave runup for predicting wave transmission coefficients. The runup is given by

$$R = HC_1 \left( 0.123 \frac{L}{H} \right) (C_2 \sqrt{H/d} + C_3) \quad (10)$$

where  $L$  is the local wavelength determined from linear theory using

$$L = \frac{gT^2}{2\pi} \tanh \left( \frac{2\pi d}{L} \right) \quad (11)$$

and  $C_1$ ,  $C_2$ , and  $C_3$  are empirical coefficients. Franzius suggests values for the coefficients, but improved coefficients were obtained in this study using the data of Saville (1955) and Savage (1959) with a nonlinear error minimization computer routine. The recommended values of the empirical coefficients are given in Table 2. These values are linearly interpolated to estimate values of the coefficients for other slopes. An advantage of using equation (10) is that it includes effects of wave height, structure slope, wave steepness, and the ratio of water depth to wave height on wave runup.

The runup on rough slopes is also a complex function of many factors (Stoa, 1978). Madsen and White (1976) give an analytical-empirical model for estimating



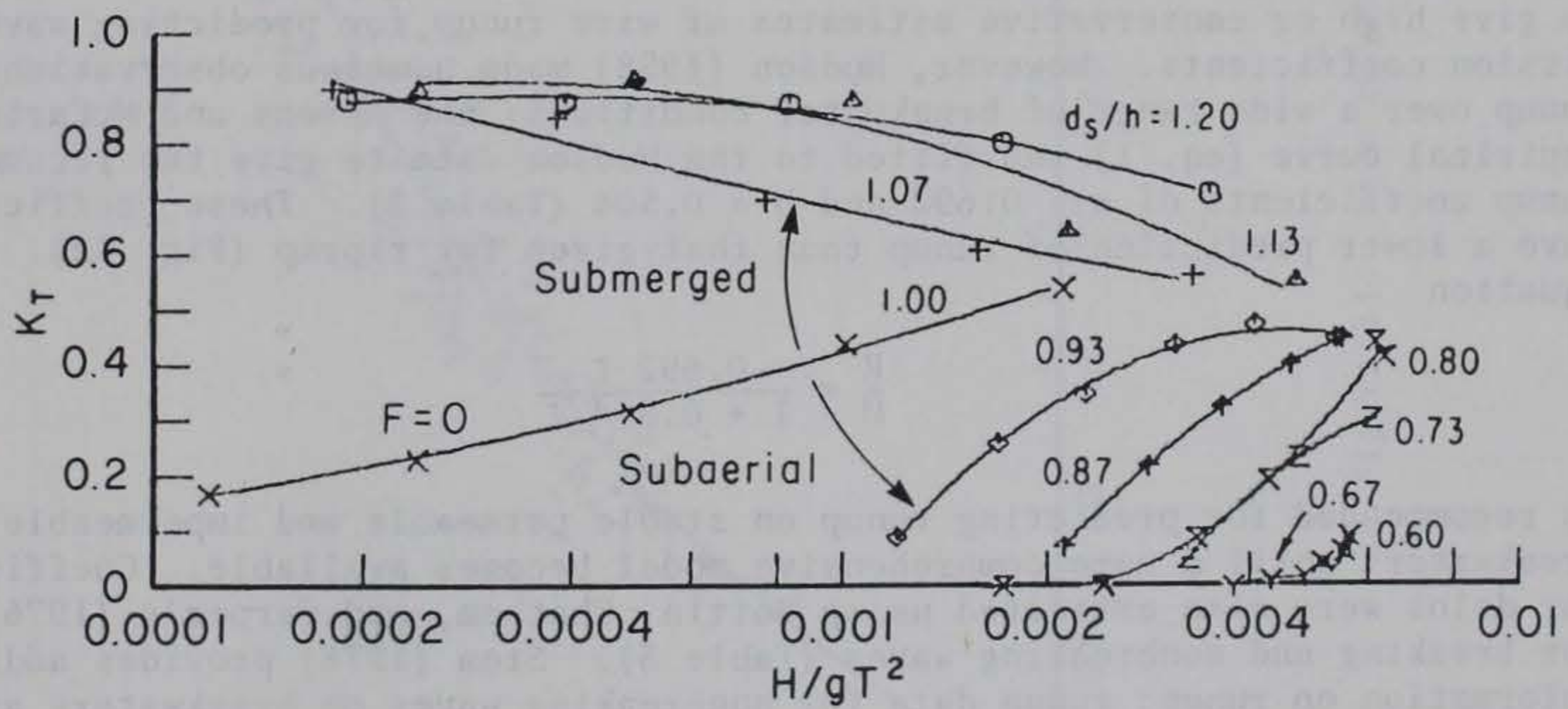
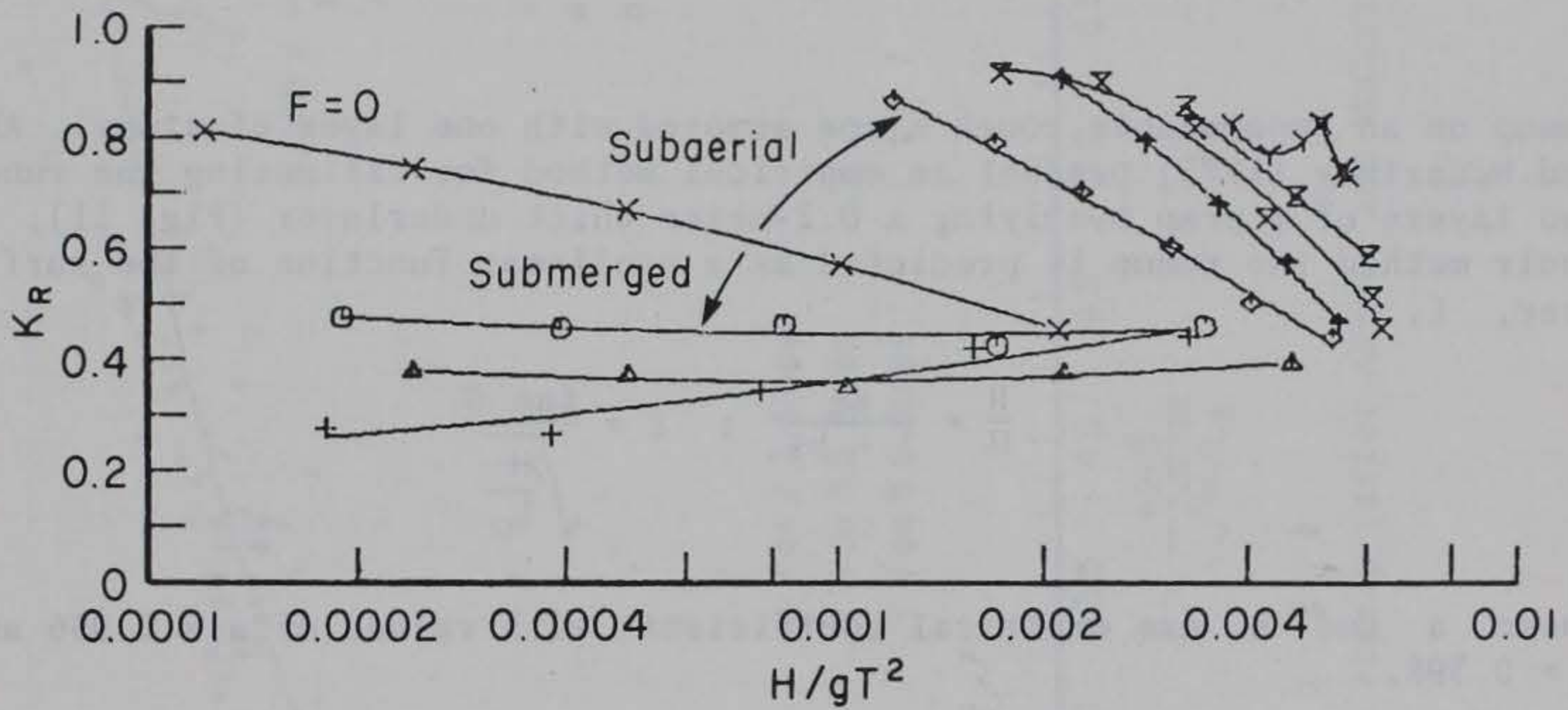
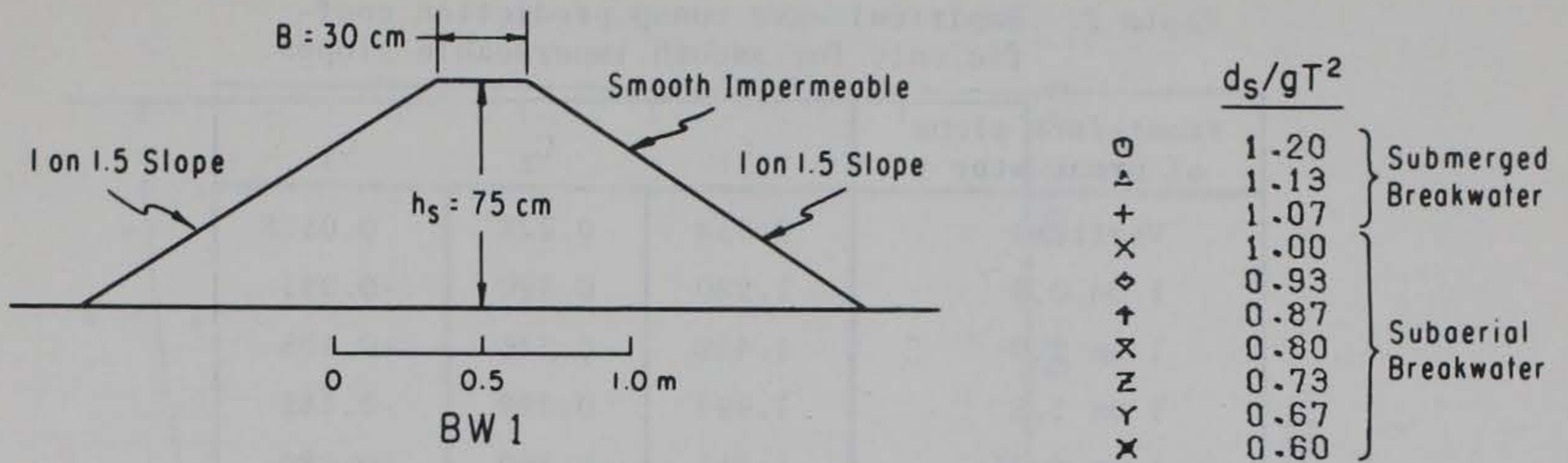


Figure 10. Wave transmission and reflection coefficients for a smooth impermeable breakwater (BW1,  $d/gT^2 = 0.016$ , monochromatic waves).



Table 2. Empirical wave runup prediction coefficients for smooth impermeable slopes.

Front-face slope of breakwater	$C_1$	$C_2$	$C_3$
Vertical	0.958	0.228	0.0578
1 on 0.5	1.280	0.390	-0.091
1 on 1.0	1.469	0.346	-0.105
1 on 1.5	1.991	0.498	-0.185
1 on 2.25	1.811	0.469	-0.080
1 on 3.0	1.366	0.512	0.040

runup on an impermeable rough slope armored with one layer of stone. Ahrens and McCartney (1975) present an empirical method for estimating the runup on two layers of riprap overlying a 0.2-meter thick underlayer (Fig. 11). In their method the runup is predicted as a nonlinear function of the surf parameter,  $\xi$ ,

$$\frac{R}{H} = \frac{a\xi}{1 + b\xi} \quad ; \quad \xi = \frac{\tan \theta}{\sqrt{\frac{H}{L_0}}} \quad (12)$$

where  $a$  and  $b$  are empirical coefficients with values of  $a = 0.956$  and  $b = 0.398$ .

Both the Madsen and White and Ahrens and McCartney prediction methods tend to give high or conservative estimates of wave runup for predicting wave transmission coefficients. However, Hudson (1958) made numerous observations of runup over a wide range of breakwater conditions; the Ahrens and McCartney empirical curve (eq. 1) was fitted to the Hudson data to give the recommended runup coefficients of  $a = 0.692$  and  $b = 0.504$  (Table 3). These coefficients gave a lower prediction of runup than that given for riprap (Fig. 12). The equation

$$\frac{R}{H} = \frac{0.692 \xi}{1 + 0.504 \xi} \quad (13)$$

is recommended for predicting runup on stable permeable and impermeable stone breakwaters until a more comprehensive model becomes available. Coefficients for dolos were also estimated using Bottin, Chatham, and Carper's (1976) data for breaking and nonbreaking waves (Table 3). Stoa (1978) provides additional information on runup; runup data for nonbreaking waves on breakwaters are provided in Jackson (1968).

Runup predictions were made for the conditions tested, and observed wave transmission by overtopping coefficients,  $K_{T0}$ , were plotted as a function of  $F/R$  (Fig. 13). This figure shows the case of breakwaters with a slope of 1 on 1.5. The upper part of Figure 13 shows results from BW1 for tests that had a



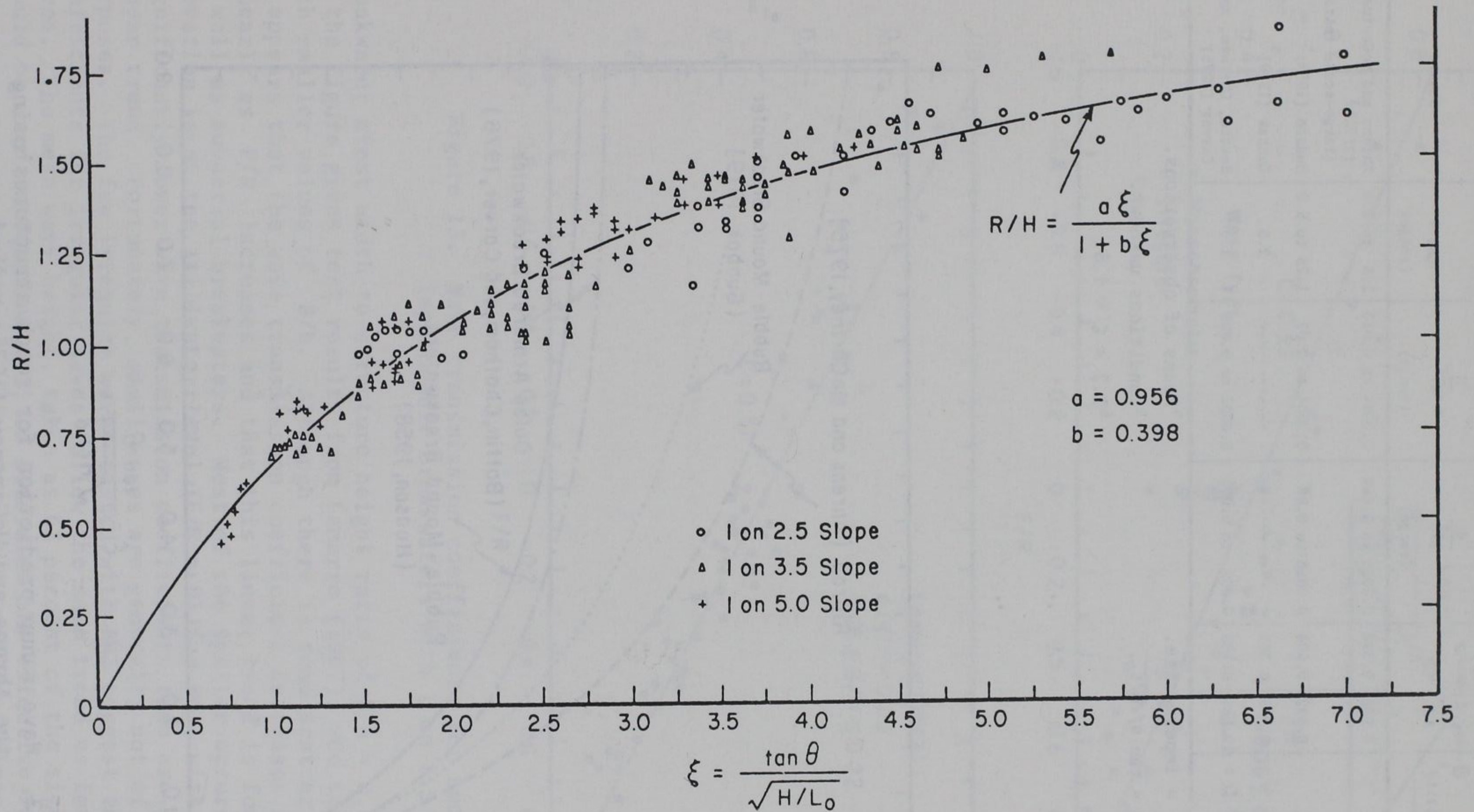


Figure 11. Wave runup on riprap (after Ahrens and McCartney 1975).



Table 3. Wave runup prediction coefficients using the Ahrens and McCartney (1975) method.

Armor unit	No. of layers	Permeability <sup>1</sup>	2		$\frac{d}{gT^2}$ (range)	$\frac{H}{gT^2}$ (range)	Cot $\theta$ (range)	Source
			a	b				
Rubble	2	I	0.956	0.398	0.0036 to 0.059	0.0004 to 0.013	2.5 to 5.0	Ahrens and McCartney (1975) <sup>3</sup> (large-scale tests)
Rubble	0	P	0.692	0.504	0.0088 to 0.08	0.0004 to 0.02	1.25 to 5.0	Hudson (1958) <sup>4</sup>
Rubble	2	I	0.775	0.361	----- <sup>5</sup>	-----	2.5	Gunbak (1979) <sup>6</sup>
Dolos	2	I	0.988	0.703	0.009 to 0.002	0.0002 to 0.006	2.0	Bottin, Chatham, and Carver (1976)

<sup>1</sup>P = permeable; I = impermeable.

<sup>2</sup> $R/H = a\xi/(1+b\xi)$ ;  $\xi = \tan \theta / \sqrt{H/L_0}$ .

<sup>3</sup>Revised a and b.

<sup>4</sup>Means of observations.

<sup>5</sup>Conditions unknown.

<sup>6</sup> $1.2 < \xi < 4.8$ .

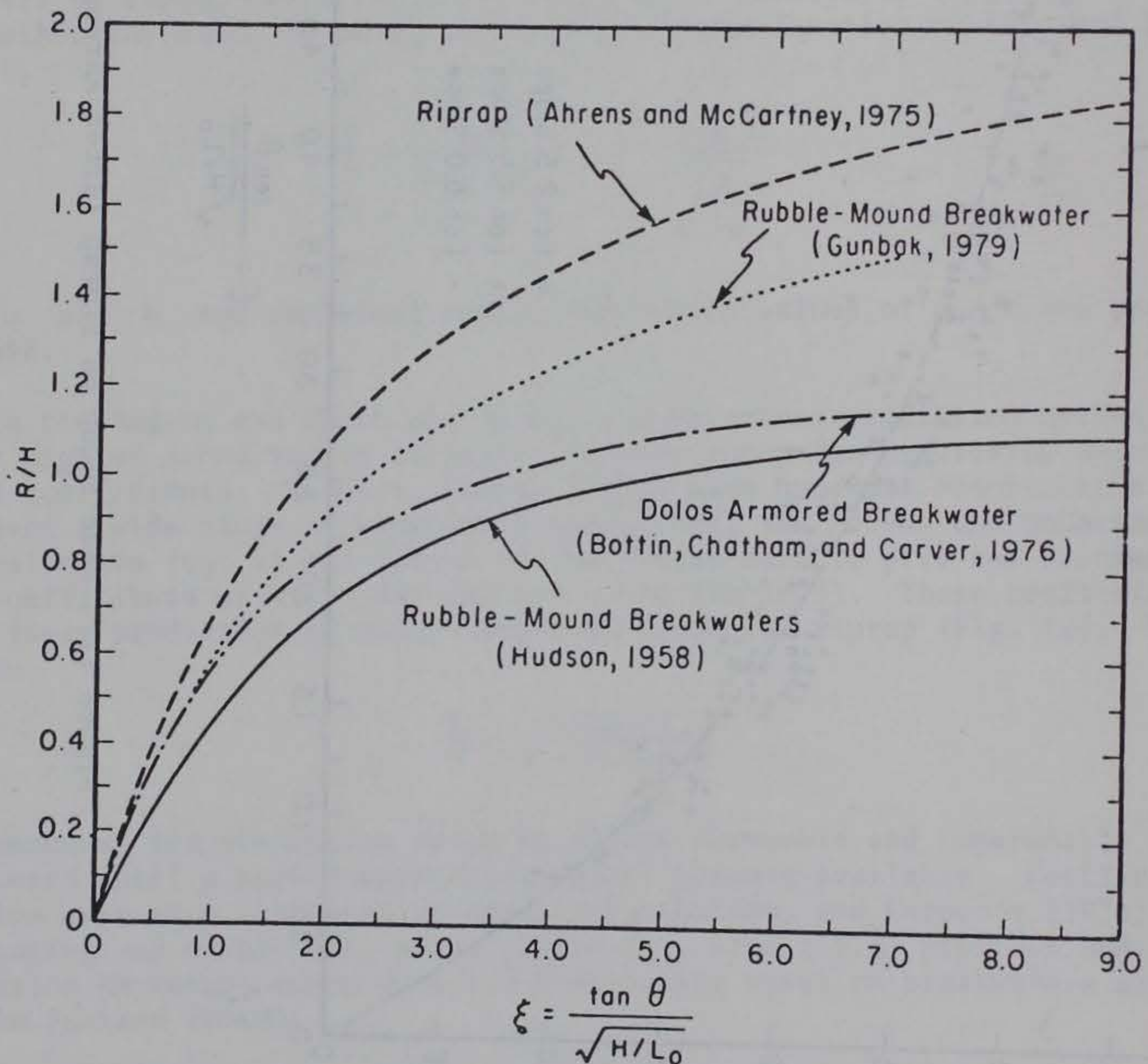


Figure 12. Wave runup prediction for rough structures using the Ahrens and McCartney (1975) method.



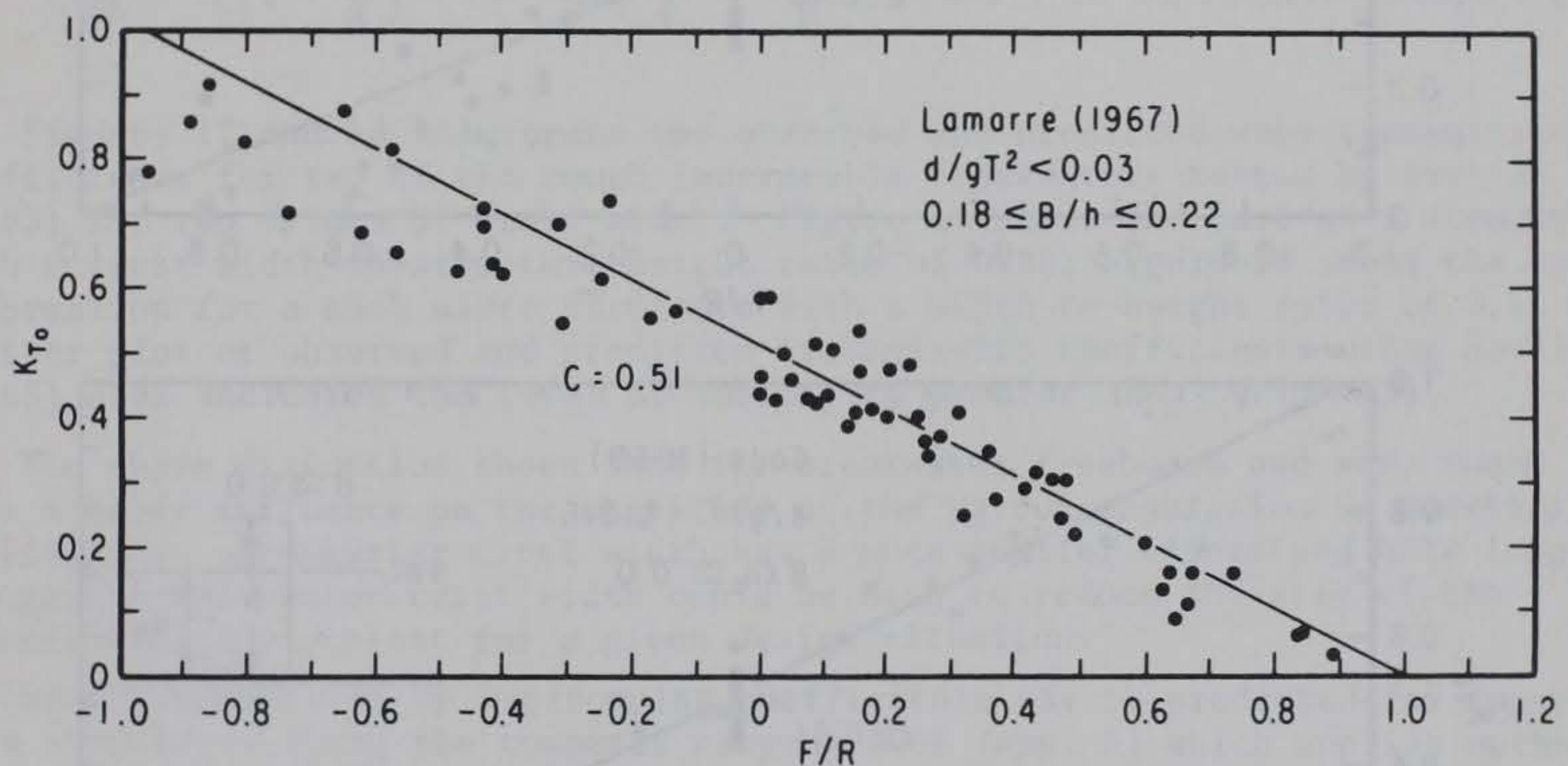
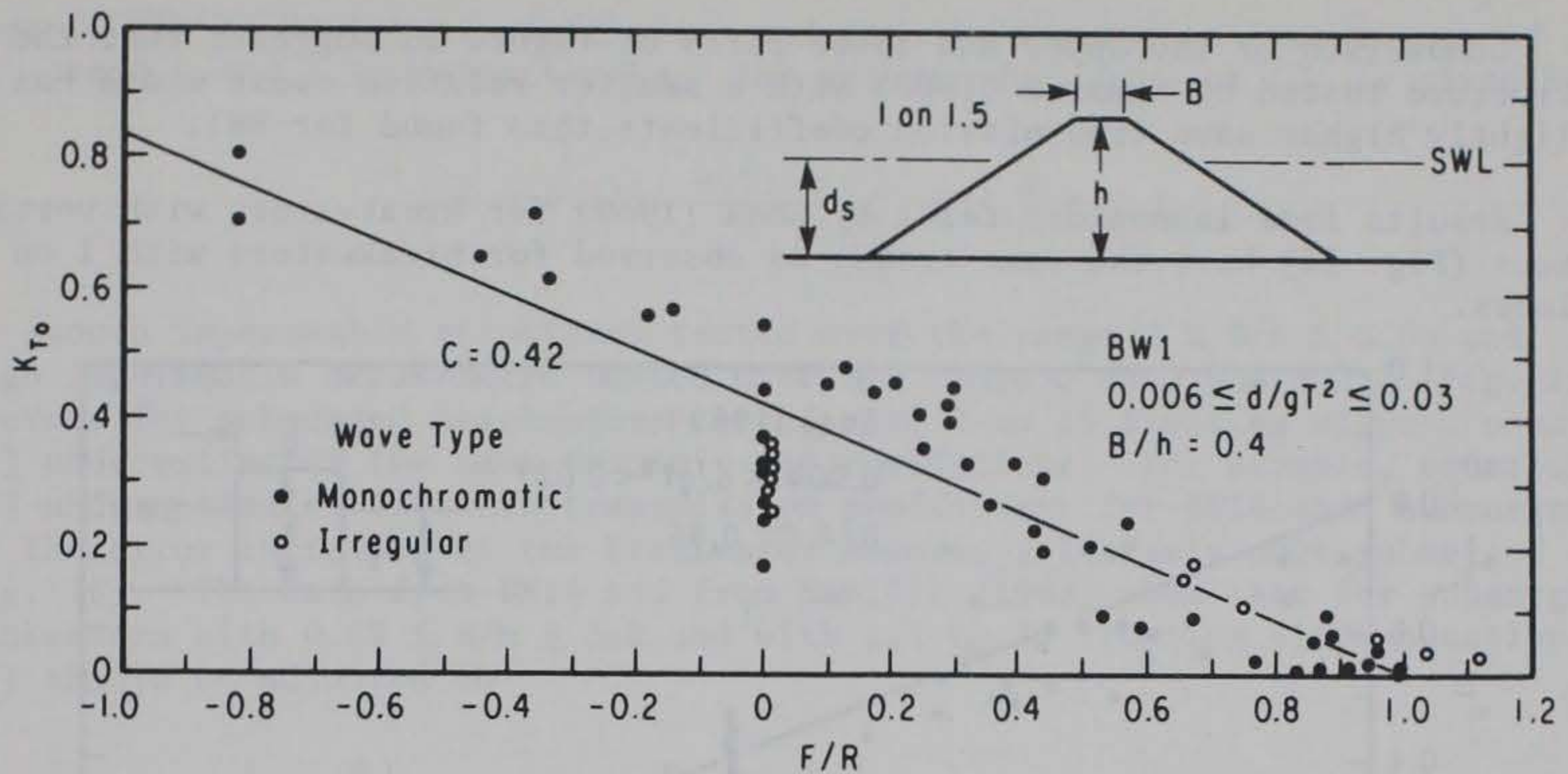


Figure 13. Wave transmission coefficients for smooth impermeable breakwaters with 1 on 1.5 slopes.

breakwater crest width-to-structure height ratio of  $B/h = 0.4$ . The lower part of the figure gives test results from Lamarre (1967), who tested structures with smaller values of  $B/h$ . Although there is some scatter in these data sets, it appears that the wave transmission coefficient decreases approximately linearly as  $F/R$  increases and that this linear trend is found for submerged as well as subaerial breakwaters. Most of the scatter occurs where the crest elevation is at the stillwater level ( $F/R = 0$ ) for BW1, with small waves having significantly lower wave transmission coefficients than are present in the linear trend. Fortunately, small waves are generally not of interest for design purposes. The few irregular waves tested with BW1 suggest that wave transmission coefficients for irregular waves follow the same trend as for monochromatic waves. The mean wave height, taken as 63 percent of the significant wave height, should be used in equation (12) to determine the effective runup for predicting wave transmission coefficients for irregular wave conditions.



Comparison of the upper and lower parts of Figure 13 suggests that the structure tested by Lamarre (1967) with a smaller relative crest width has slightly higher wave transmission coefficients than found for BW1.

Results from laboratory tests by Goda (1969) for breakwaters with vertical faces (Fig. 14) have the same trends as observed for breakwaters with 1 on 1.5 slopes.

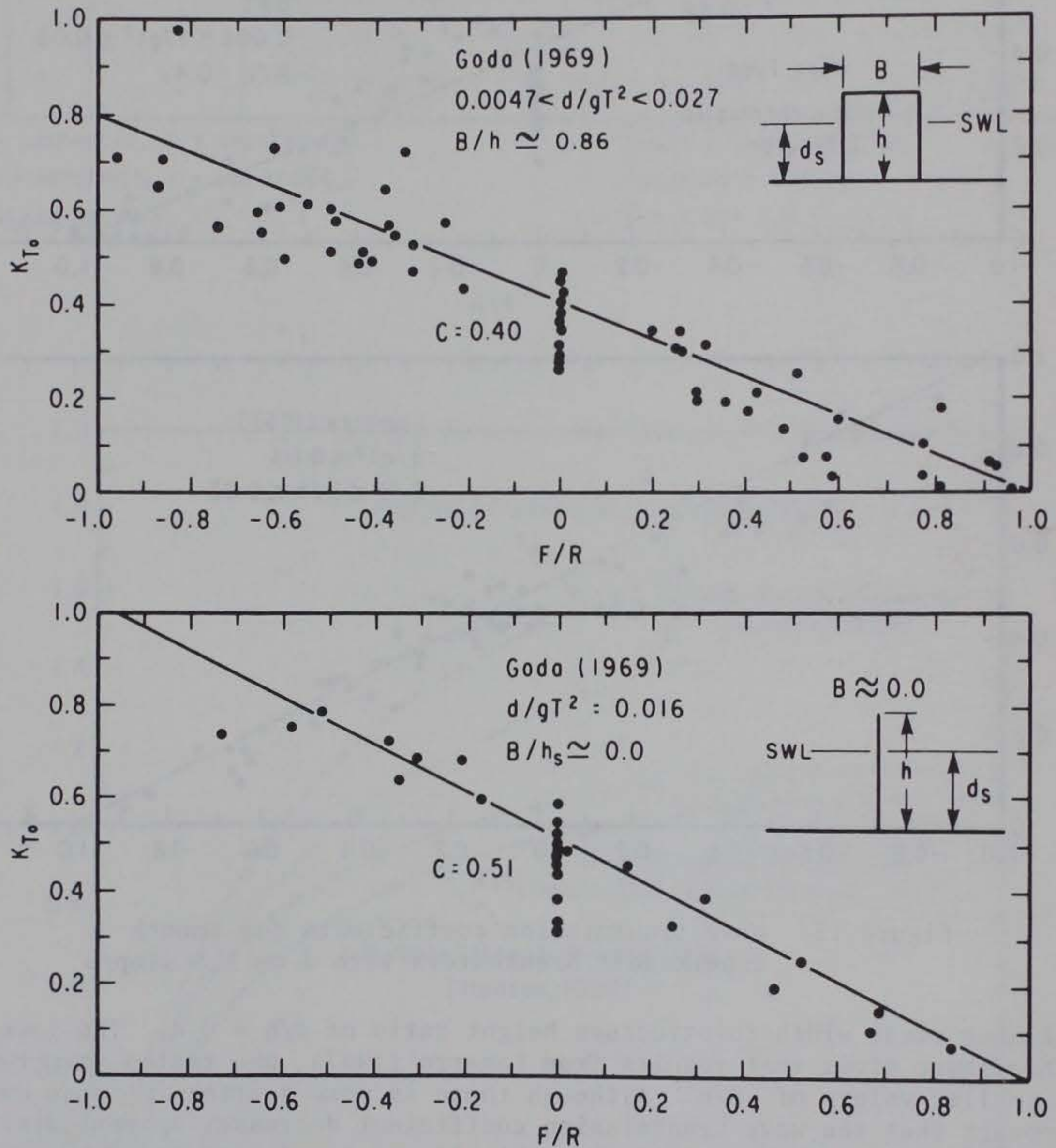


Figure 14. Wave transmission coefficients for vertical, smooth impermeable breakwaters using Goda's (1969) data.

The recommended formula for predicting the wave transmission by overtopping coefficient for the range  $0.006 \leq d/gT^2 \leq 0.03$  is

$$K_{T0} = C \left( 1 - \frac{F}{R} \right) \quad (14)$$



where  $C$  is an empirical coefficient and the minimum and maximum values of  $K_{TO}$  are 0.0 and 1.0, respectively. The recommended value of  $C$  is given by

$$C = 0.51 - \frac{0.11 B}{h} ; 0 \leq \frac{B}{h} \leq 3.2 \quad (15)$$

for smooth impermeable structures tested over the range  $0 \leq B/h \leq 0.86$  and rough impermeable breakwaters tested over the range  $0.88 \leq B/h \leq 3.2$  (Fig. 15). However, for submerged breakwaters tested with 1 on 15 fronting slopes, equation (14) underestimates the wave transmission coefficient. For example, equation (14) underestimates the wave transmission coefficient for BW14 when submerged and the error increases as the breakwater becomes relatively more submerged (Fig. 16). The data from BW14 and from Saville (1963) show that for submerged breakwaters with  $0.88 \leq B/h \leq 3.2$  and with a 1 on 15 fronting slope equation (14) should be adjusted to

$$K_{TO} = C \left( 1 - \frac{F}{R} \right) - (1 - 2C) \frac{F}{R} ; \frac{F}{R} < 0 \text{ and 1 on 15 fronting slope} \quad (16)$$

Figures 17 and 18 illustrate the observed and predicted wave transmission coefficients for two of the rough impermeable breakwaters tested by Saville (1963) for two values of crest width. Figure 17 shows the case of a structure with a crest width-to-structure height ratio of 0.88; Figure 18 shows the same information for a much wider structure with a width-to-height ratio of 3.2. A scatter plot of observed and predicted transmission coefficients using Saville's (1963) data indicates the level of ability to predict  $K_{TO}$  (Fig. 19).

The above discussion shows that the breakwater freeboard and wave runup have a major influence on the magnitude of the wave transmission by overtopping coefficient. Breakwater crest width has a much smaller effect and only large changes in breakwater crest width could be used to reduce the size of the transmission coefficient for a given design situation.

Wave transmission by overtopping coefficients may be predicted for impermeable structures using the computer program OVER (App. F) which applies methods described in this section.

c. Influence of a Breakwater on Other Wave Characteristics. The magnitude of the wave transmission by overtopping coefficient,  $K_{TO}$ , is generally the most important parameter to determine for the design of an impermeable breakwater used to reduce wave height. However, in addition to reducing the average wave height, the breakwater may also alter other characteristics of the waves, such as spectral shape or wave height distributions. Since these additional wave characteristics may be considered in some design problems, they are briefly discussed below.

The case of monochromatic waves incident on the structure is the condition most often used to test wave transmission of laboratory breakwaters in previous studies. This type of wave is similar to swell wave conditions in the prototype where the incident wave height and period are approximately constant. Spectral analysis of water level records for gages landward of the breakwater indicates that a significant part of the wave energy of transmitted waves may be at harmonic frequencies of the forcing wave (Saville, 1963; Goda, 1969). The fraction of wave energy at the forcing period (Fig. 20) shows the same trend



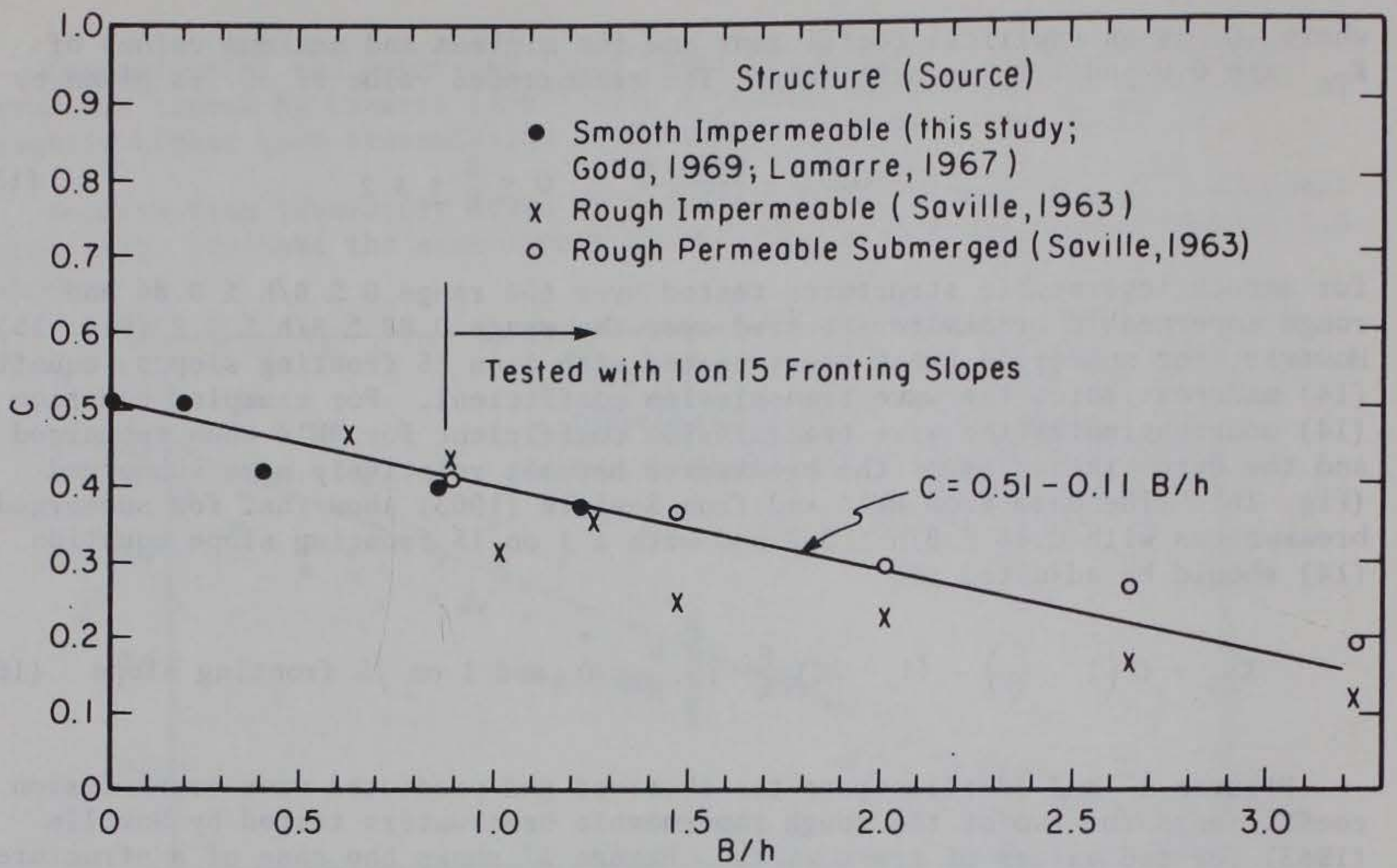


Figure 15. The effect of the relative structure width on wave transmission of impermeable breakwaters.

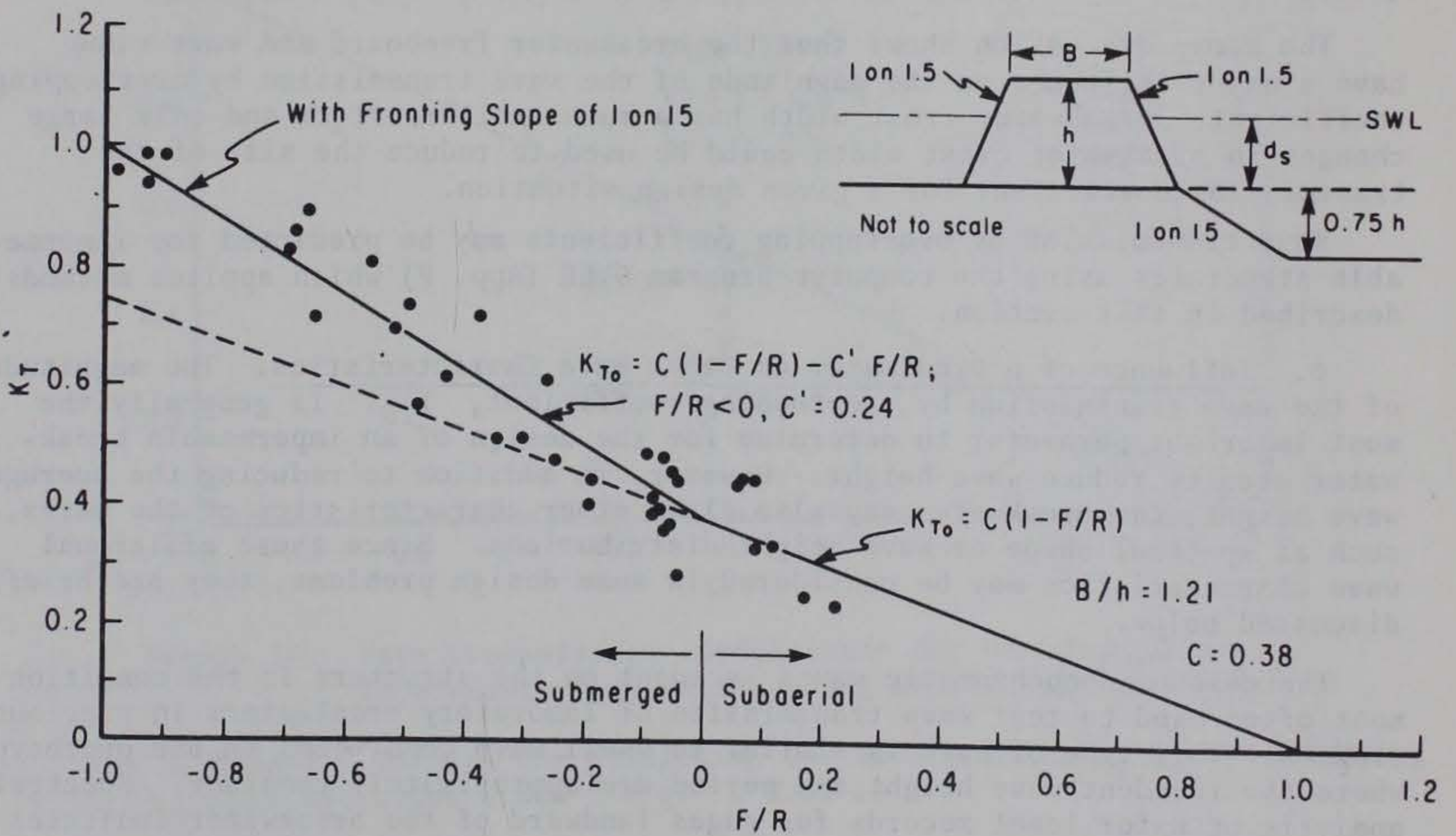


Figure 16. Wave transmission coefficients for BW14.



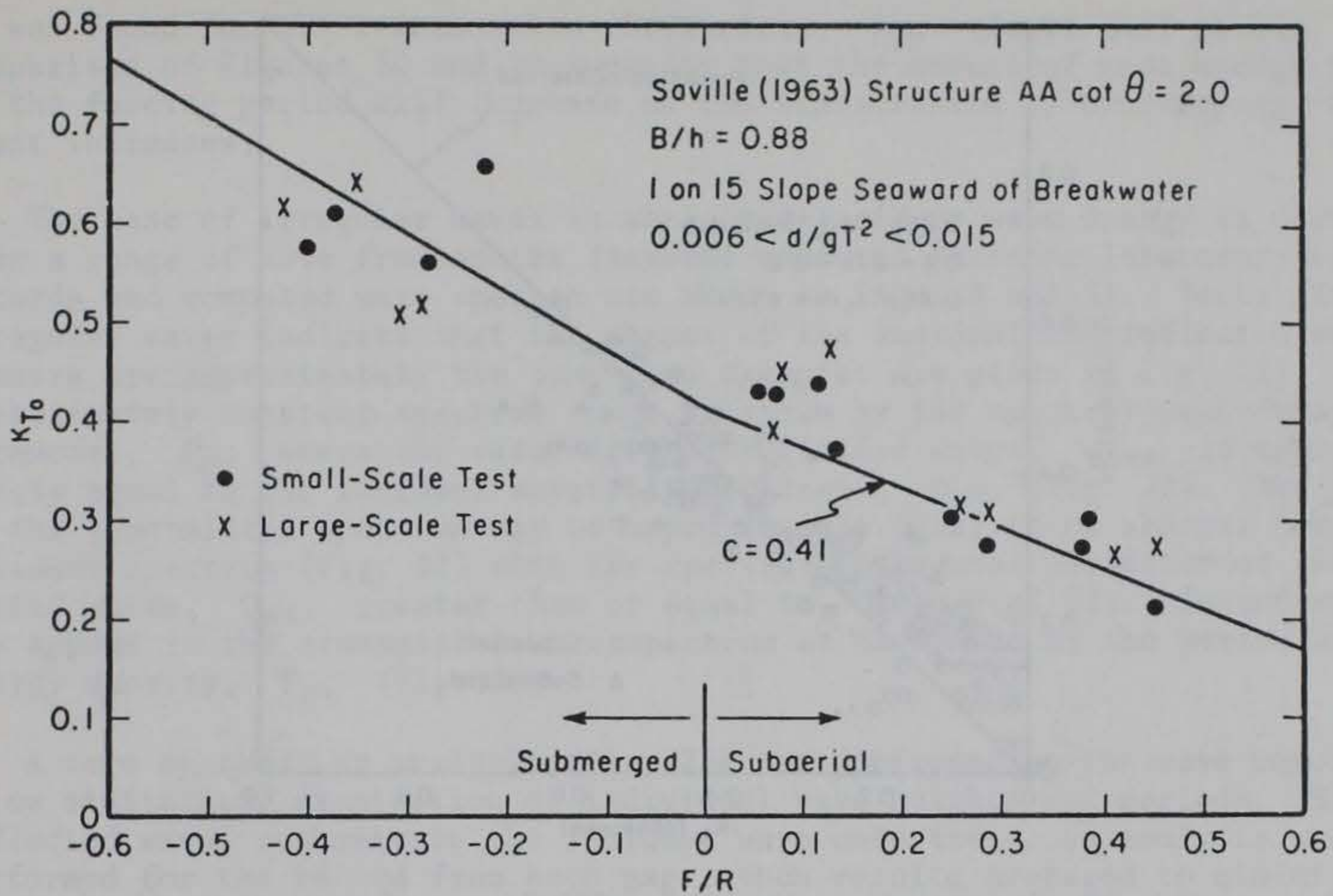


Figure 17. Wave transmission coefficients for a breakwater tested by Saville (1963) with  $B/h = 0.88$ .

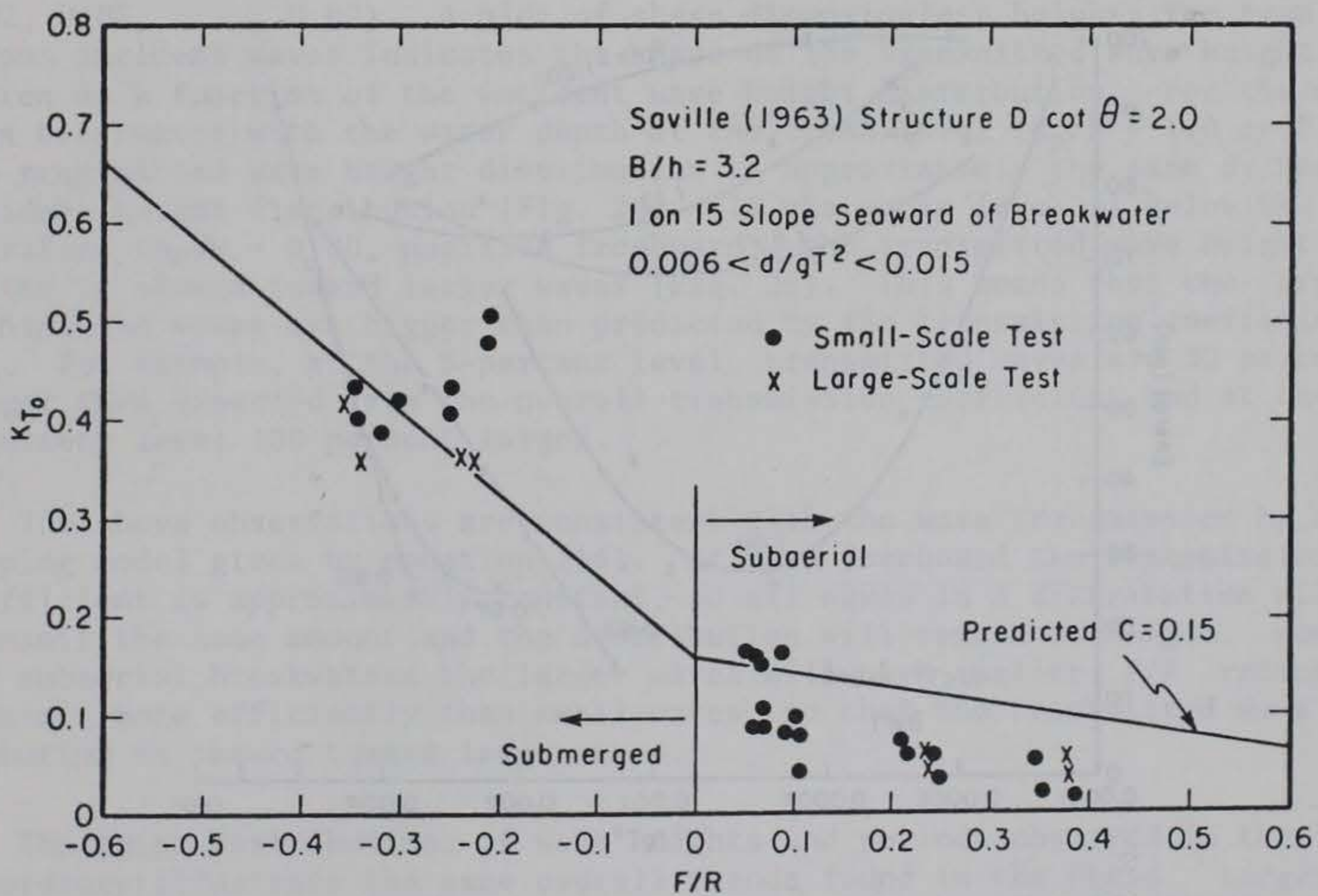


Figure 18. Wave transmission coefficients for a breakwater tested by Saville (1963) with  $B/h = 3.2$ .



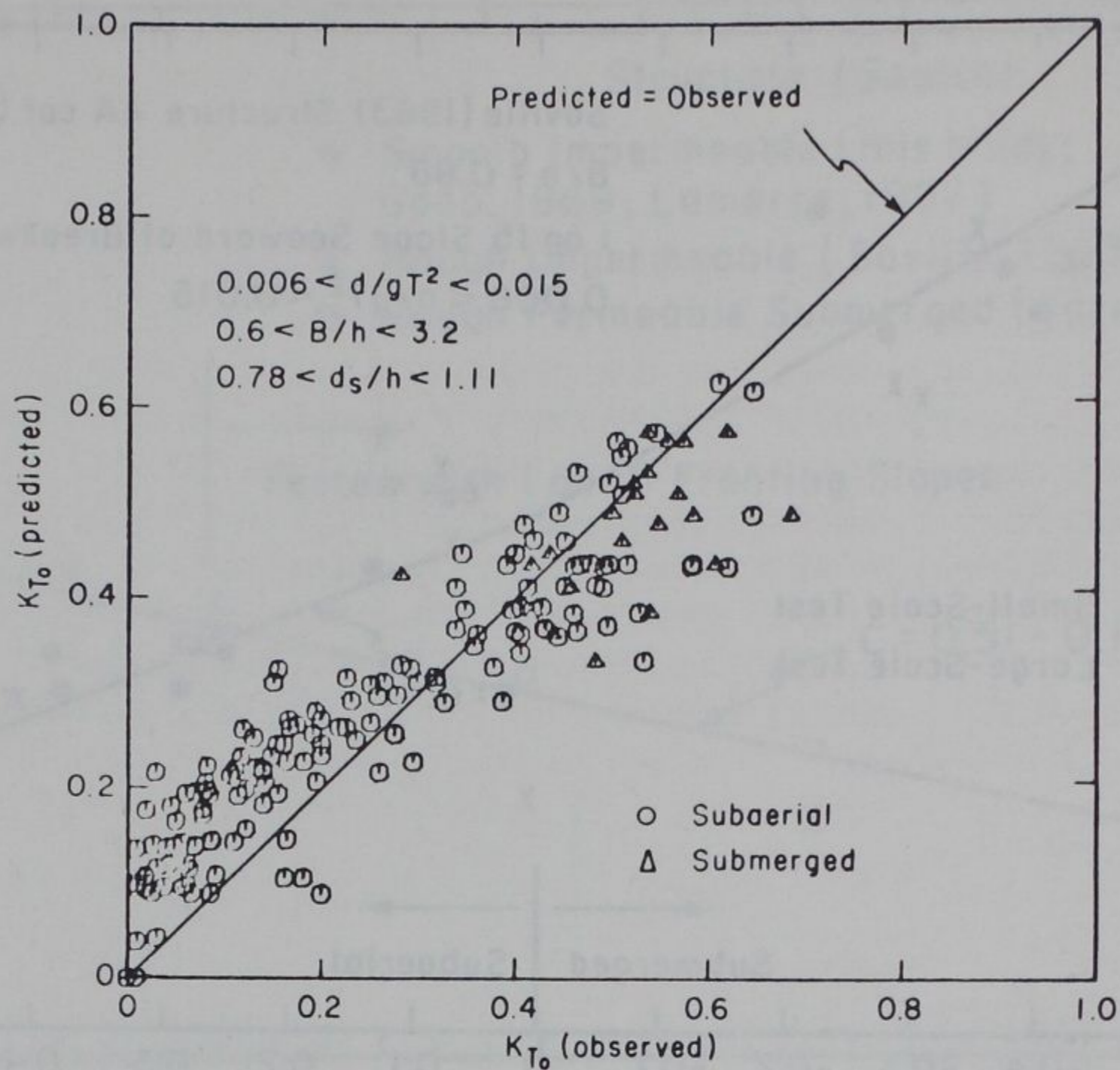


Figure 19. Observed and predicted coefficients of wave transmission by overtopping (Saville, 1963; impermeable breakwaters).

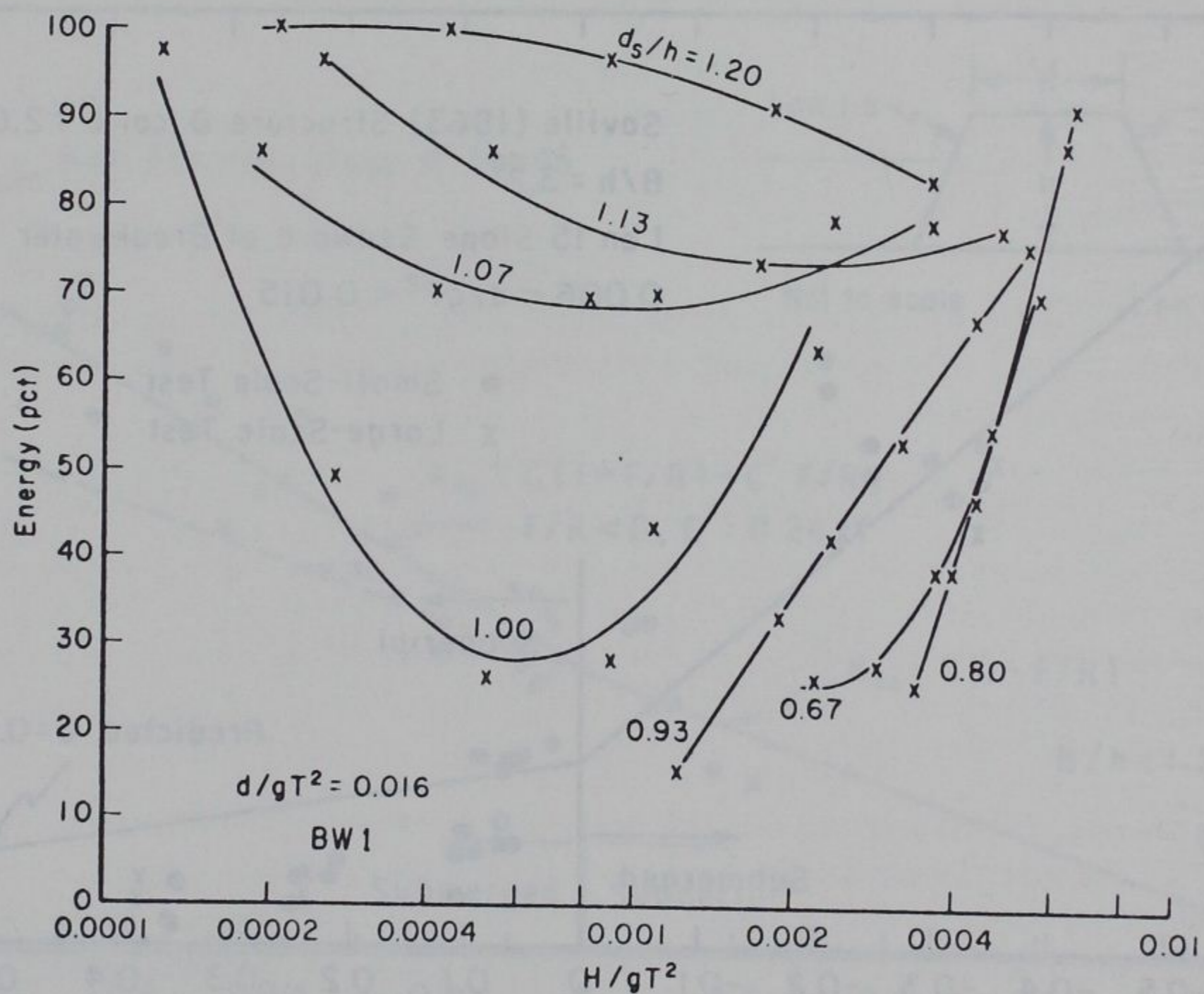


Figure 20. Percent of wave energy at the forcing wave period for wave transmission by overtopping of a smooth impermeable structure (monochromatic waves).



as was found for the transmission coefficient,  $K_{T0}$  (lower half of Fig. 10). Comparison of Figures 10 and 20 suggests that the amount of wave energy found at the forcing period will increase as the transmission by overtopping coefficient increases.

The case of irregular waves is where the incident wave energy is distributed over a range of wave frequencies (several measured incident laboratory wave records and computed wave spectra are shown in Figs. 4 and 5). Tests with irregular waves indicate that the shapes of the incident and reflected wave spectra are approximately the same (two examples are given in Fig. 21). The approximately constant spectral shape is shown by the spectral-peakedness parameter,  $Q_p$ , where the value for the reflected waves,  $Q_{pr}$ , is approximately equal to the incident spectral peakedness,  $Q_{pi}$  (Fig. 22). The shape of the transmitted spectrum may be approximately equal to or sharper than the incident spectrum (Fig. 22) with the spectral-peakedness parameter of the transmitted waves,  $Q_{pt}$ , greater than or equal to  $Q_{pi}$  (Fig. 22). Secondary waves may appear in the transmitted wave spectrum at harmonics of the period of peak energy density,  $T_p$ , (Fig. 21).

A zero up-crossing analysis (Fig. 23) was performed on the wave records to allow statistical examination of individual wave heights and periods. Since reflected waves contaminate the incident wave conditions, an analysis was performed for the record from each gage, then results averaged to minimize the influence of reflection. Cumulative height distributions were then prepared for incident and transmitted waves. The cumulative curves were put into dimensionless form by dividing by the observed rms wave height,  $H_{rms}$ , and the dimensionless heights at various probability levels,  $p$ , determined ( $p = 0.01, 0.02, 0.05, \dots, 0.60$ ). A plot of these dimensionless heights for transmitted versus incident waves indicates the shape of the transmitted wave height distribution as a function of the incident wave height distribution. For the case of a breakwater with the water depth at the crest level ( $d_s/h = 1.0$  or  $F = 0$ ) the transmitted wave height distribution is approximately the same as the incident height distribution (Fig. 24). If the water level is below the crest elevation ( $d_s/h = 0.80$ , positive freeboard), the transmitted wave height distribution is skewed toward larger waves (Fig. 25). This means that the larger transmitted waves are bigger than predicted by the transmission coefficient,  $K_{T0}$ . For example, at the 5-percent level, transmitted waves are 30 percent larger than expected from the overall transmission coefficient and at the 1-percent level 100 percent larger.

The above observations are consistent with the wave transmission by overtopping model given by equation (14). At zero freeboard the transmission coefficient is approximately constant, so all waves in a distribution will transmit the same amount and the distribution will remain unchanged. However, for subaerial breakwaters the larger waves will have smaller  $F/R$  ratios and transmit more efficiently than small waves, so that the transmitted wave distribution is skewed toward large waves.

The joint distributions of wave heights and periods observed in the laboratory illustrate the same overall trends found in the field. Larger waves have a mean period approximately equal to the period of peak energy density in the spectrum,  $T_p$  (Goda, 1978), with the average wave period decreasing for smaller wave heights (Fig. 26). The correlation between



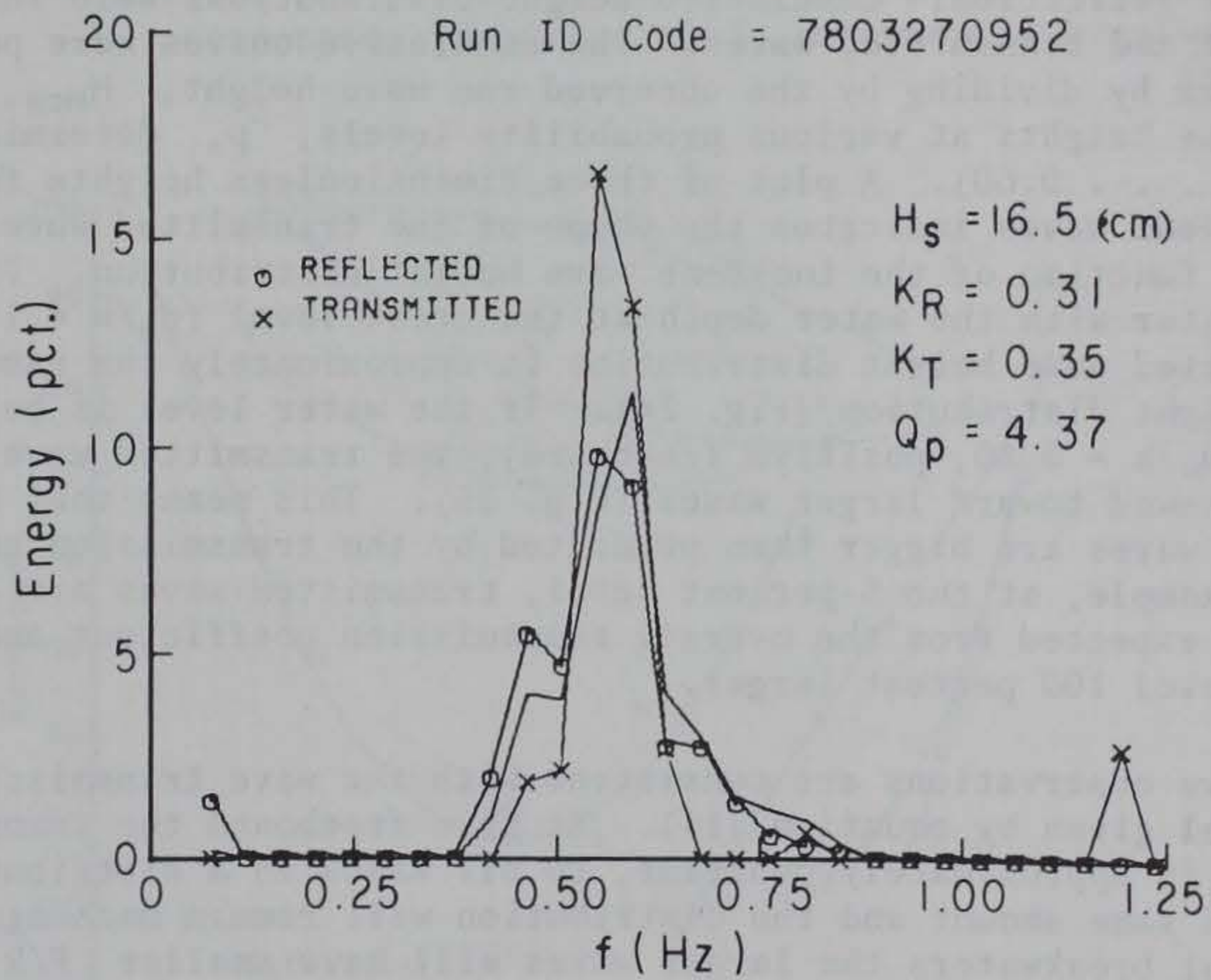
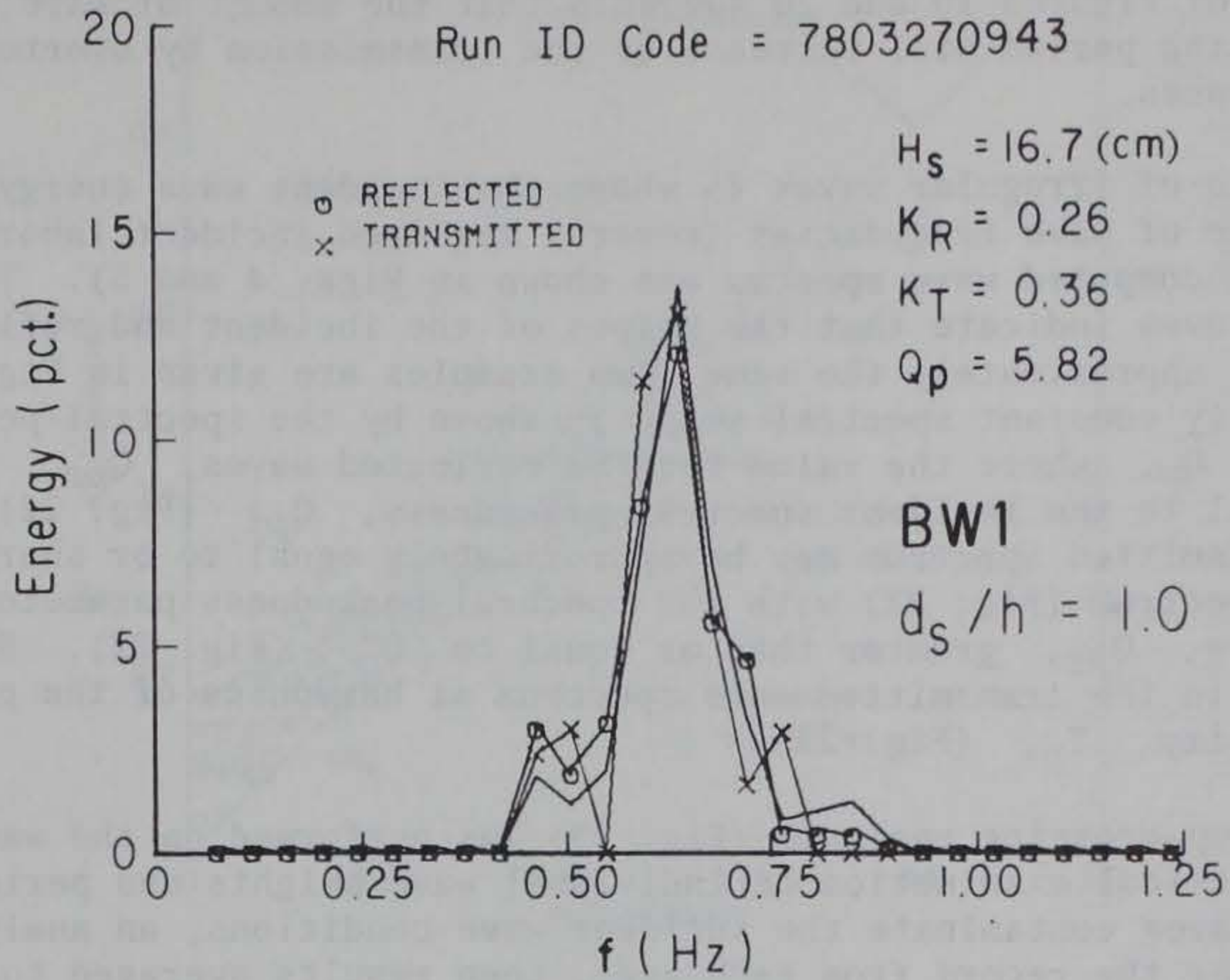


Figure 21. Sample incident, reflected, and transmitted wave spectra.



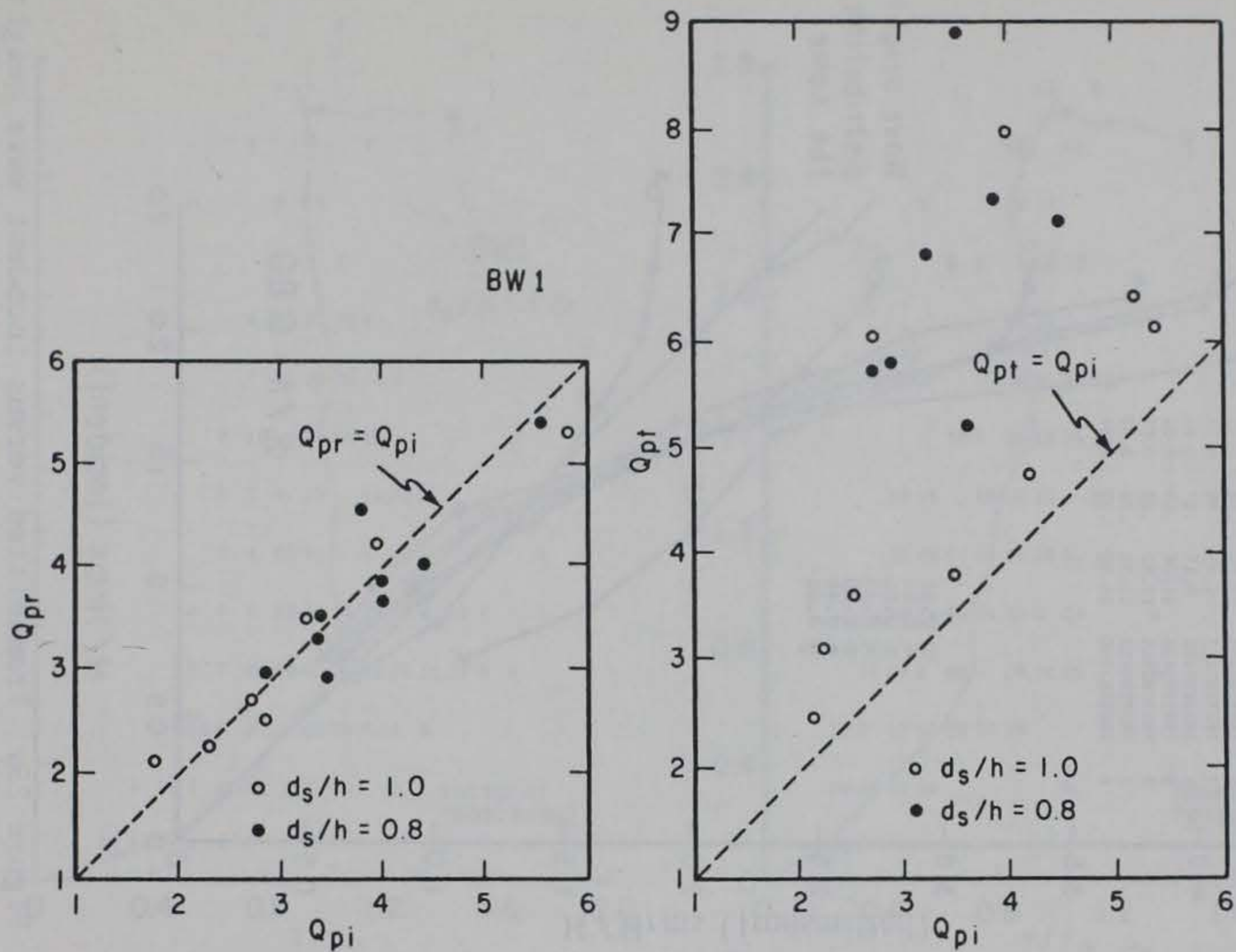


Figure 22. Spectral peakedness of incident, reflected, and transmitted wave spectra.

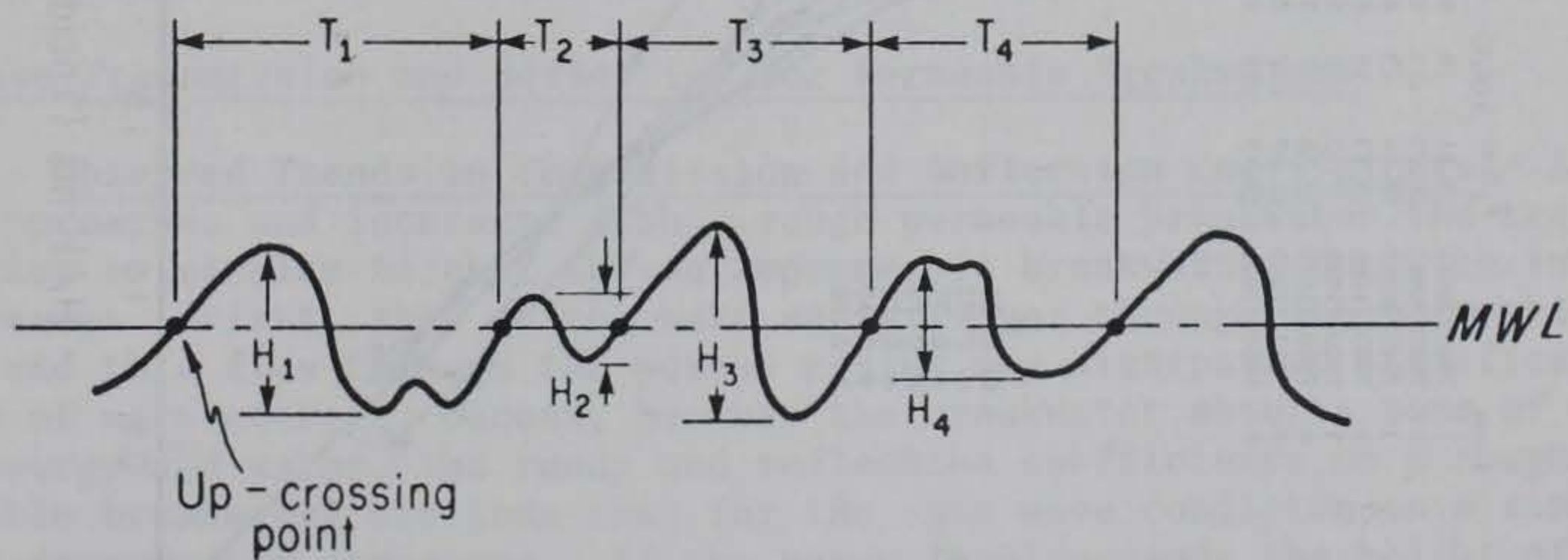


Figure 23. Zero up-crossing analysis.



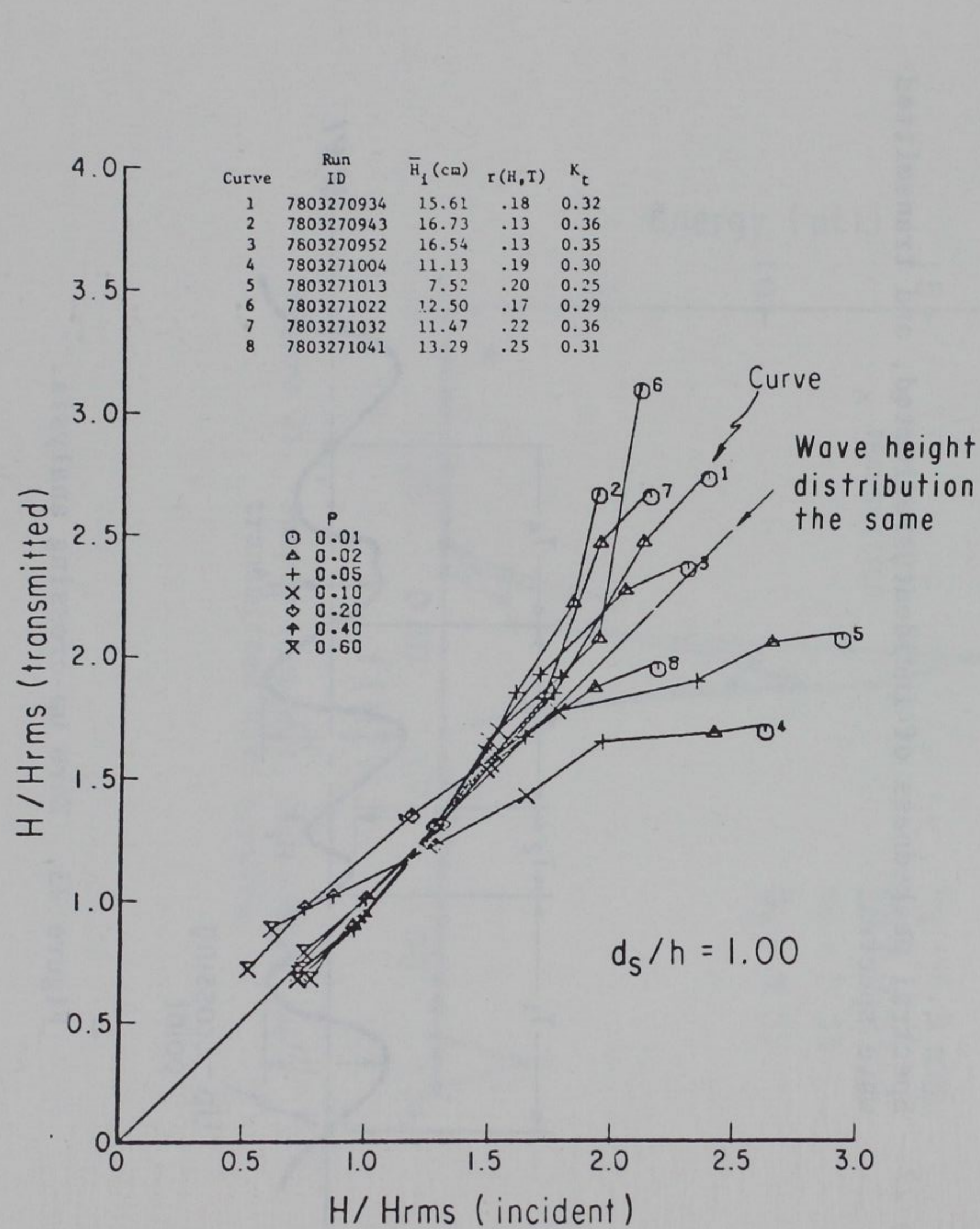


Figure 24. Transmitted versus incident wave height distributions for a breakwater with  $d_s/h = 0.8$ .

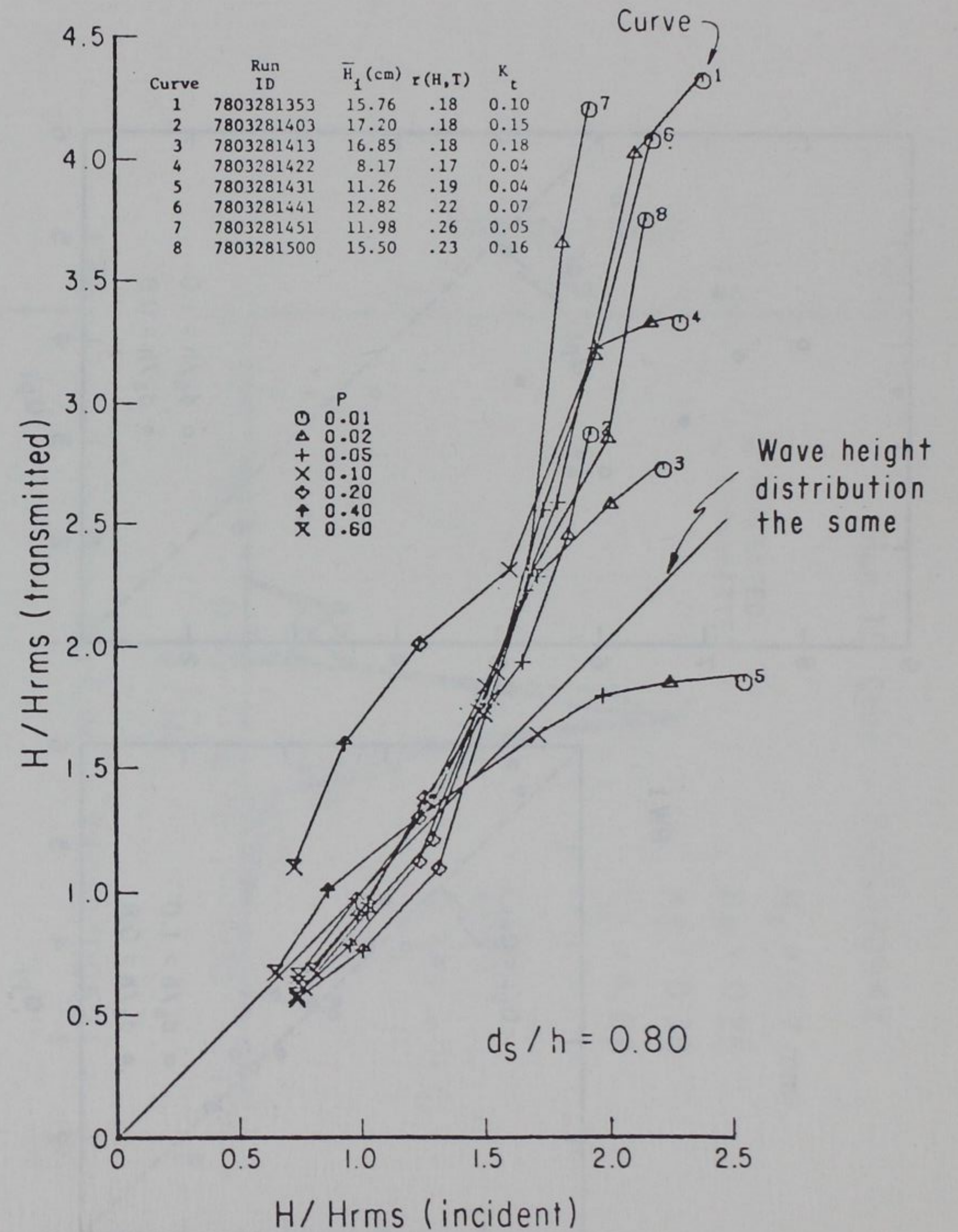


Figure 25. Transmitted versus incident wave height distributions for a breakwater with  $d_s/h = 1.0$ .



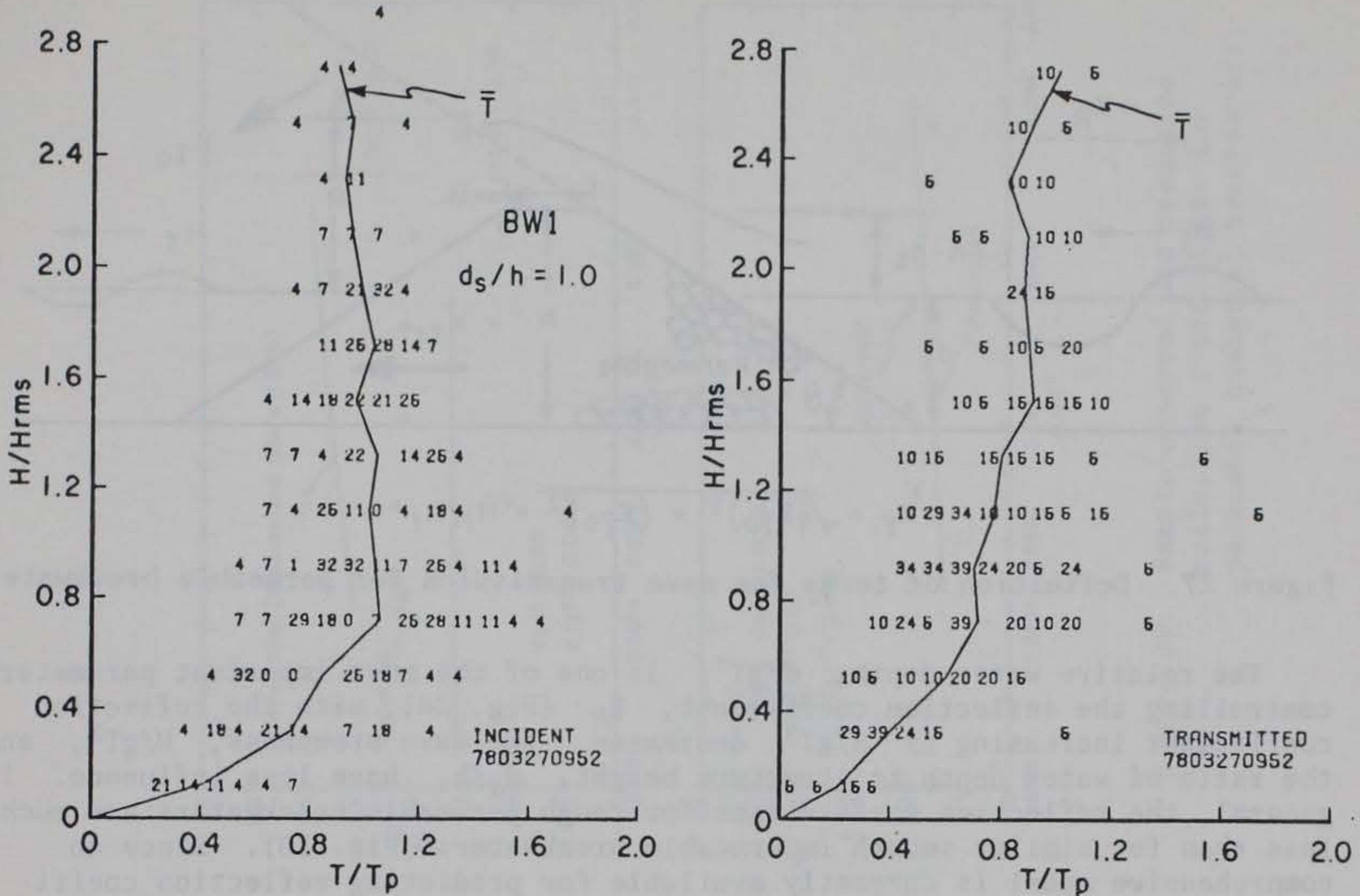


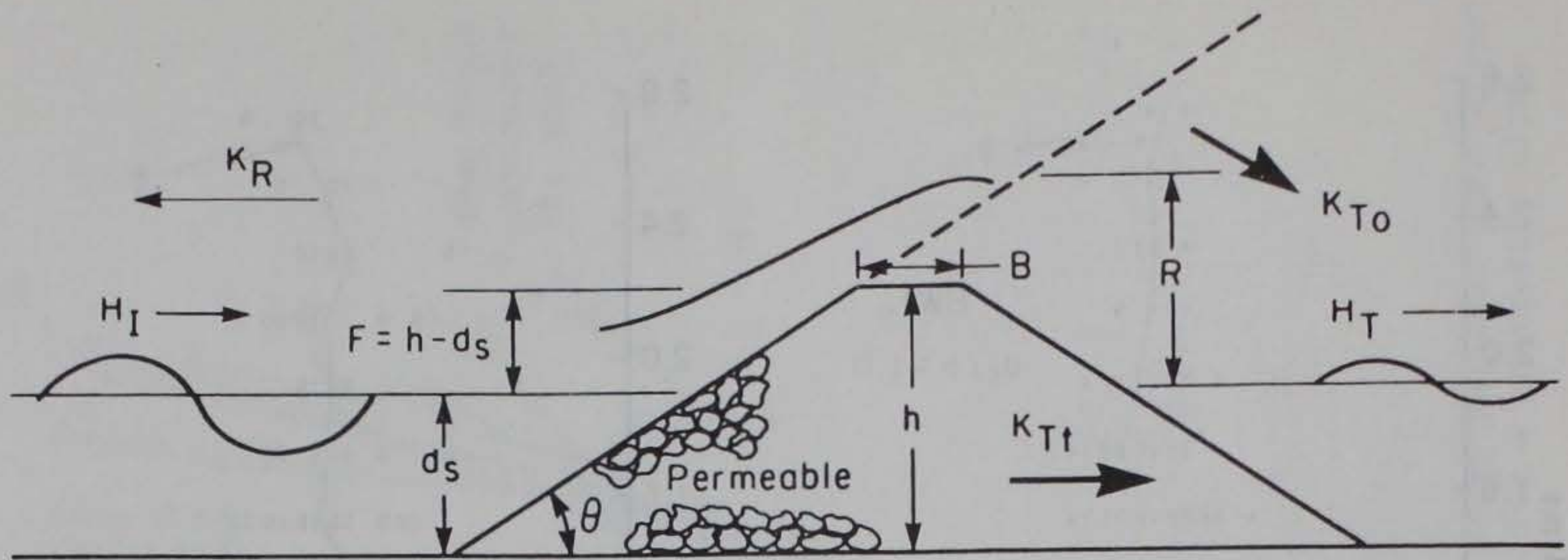
Figure 26. Sample incident and transmitted joint distributions of wave height and period.

heights and periods (Goda, 1978) was observed to be  $0.13 \leq r(H,T) \leq 0.26$  for the incident wave conditions tested with approximately the same values for transmitted waves. The major difference between observed and transmitted joint distributions of height and periods is that the mean period of smaller waves is lower for the transmitted waves (Fig. 26) than for the incident waves.

## 2. Wave Transmission and Reflection for Permeable Breakwaters.

a. Observed Trends in Transmission and Reflection Coefficients. As a wave approaches and interacts with a rough permeable breakwater the sequence of action is similar to that for an impermeable breakwater, but with important differences. First, some of the wave energy moves through the permeable breakwater and this flow through the porous medium may dissipate a significant amount of wave energy. Second, because the breakwater absorbs some of the wave energy and water, the runup and reflection coefficients on a rough permeable breakwater are less than for the same wave condition on a similar smooth impermeable structure. If the runup level exceeds the height of the structure, wave transmission by both overtopping and transmission through the structure will contribute to the overall transmission coefficient,  $K_T$  (Fig. 27).





$$K_T = \sqrt{(K_{T0})^2 + (K_{Tt})^2} = H_T/H_I$$

Figure 27. Definition of terms for wave transmission for permeable breakwaters.

The relative water depth,  $d/gT^2$ , is one of the most important parameters controlling the reflection coefficient,  $K_R$  (Fig. 28), with the reflection coefficient increasing as  $d/gT^2$  decreases. The wave steepness,  $H/gT^2$ , and the ratio of water depth to structure height,  $d_s/h$ , have less influence. In general, the reflection coefficients for rough permeable breakwaters are much less than for similar smooth impermeable breakwaters (Fig. 10). Since no comprehensive model is currently available for predicting reflection coefficients, laboratory model results should be used to estimate  $K_R$ . A rough estimate of the reflection coefficient for permeable subaerial breakwaters may be obtained using the method of Madsen and White (1976) (computer program MADSEN in App. G). Typical comparisons between predictions and laboratory measurements are shown in Figure 29.

The wave transmission coefficient,  $K_T$ , is primarily a function of wave steepness for a given permeable breakwater design and hydraulic conditions where there is no transmission by overtopping (Fig. 28). Since the wave steepness increases the amount of energy dissipated on the face and inside the breakwater increases (Madsen and White, 1976), the transmission coefficient decreases. However, as soon as the wave runup level exceeds the breakwater crest, wave transmission by overtopping occurs and the transmission coefficient increases with increasing steepness. Figure 30 (lower part) shows the case where no overtopping occurs and  $K_T$  decreases (low steepness waves), then  $K_T$  increases with increasing steepness where transmission by overtopping and transmission through a breakwater occur simultaneously. In the case of a submerged breakwater the wave transmission coefficient decreases as the wave steepness increases (upper part of Fig. 30).

b. Estimation of the Coefficient of Wave Transmission Through Permeable Breakwaters Using the Madsen and White Model. The advantages of the Madsen and White (1976) model for predicting transmission coefficients are that the model is completely self-contained and it can be used to predict coefficients over a wide range of conditions. Parameters that can be varied include the breakwater height, breakwater width, breakwater slope, the size and relative location of various layers in the breakwater, and the size and porosity of materials used in the breakwater. Another advantage of the model is that it can be used to



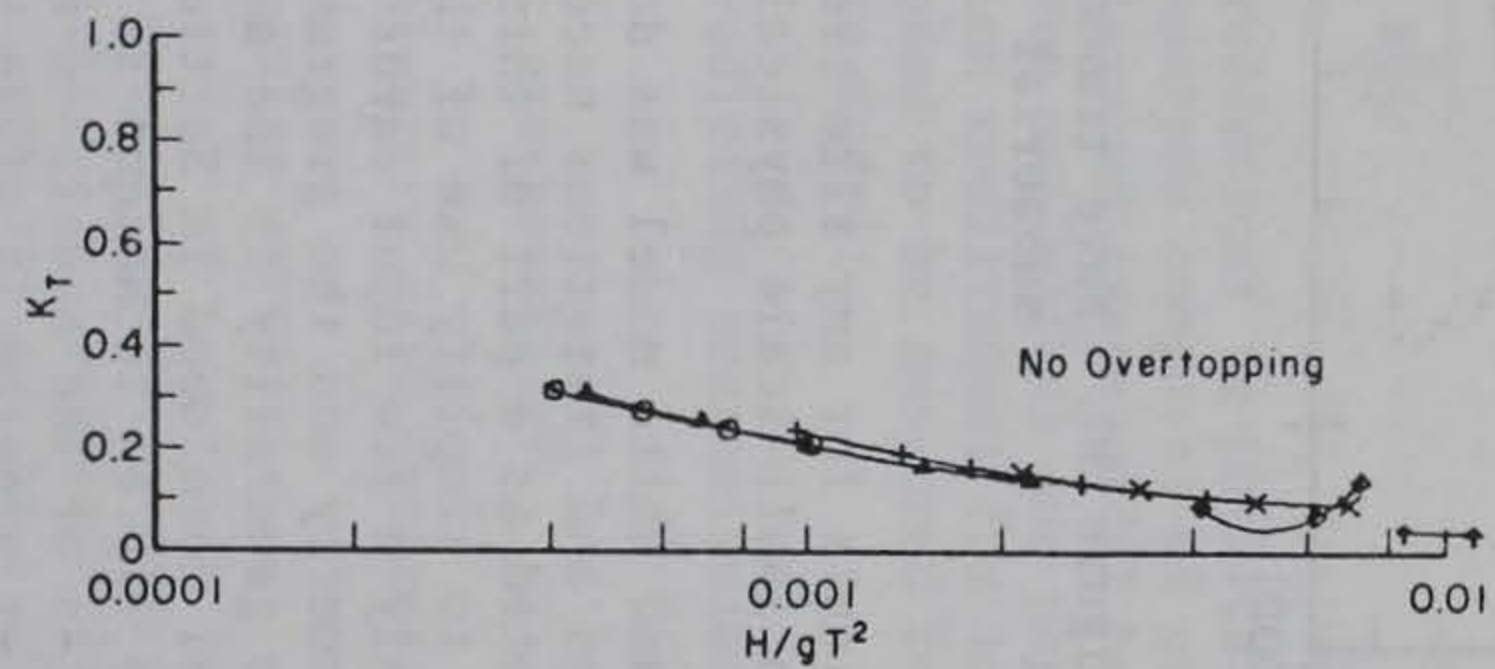
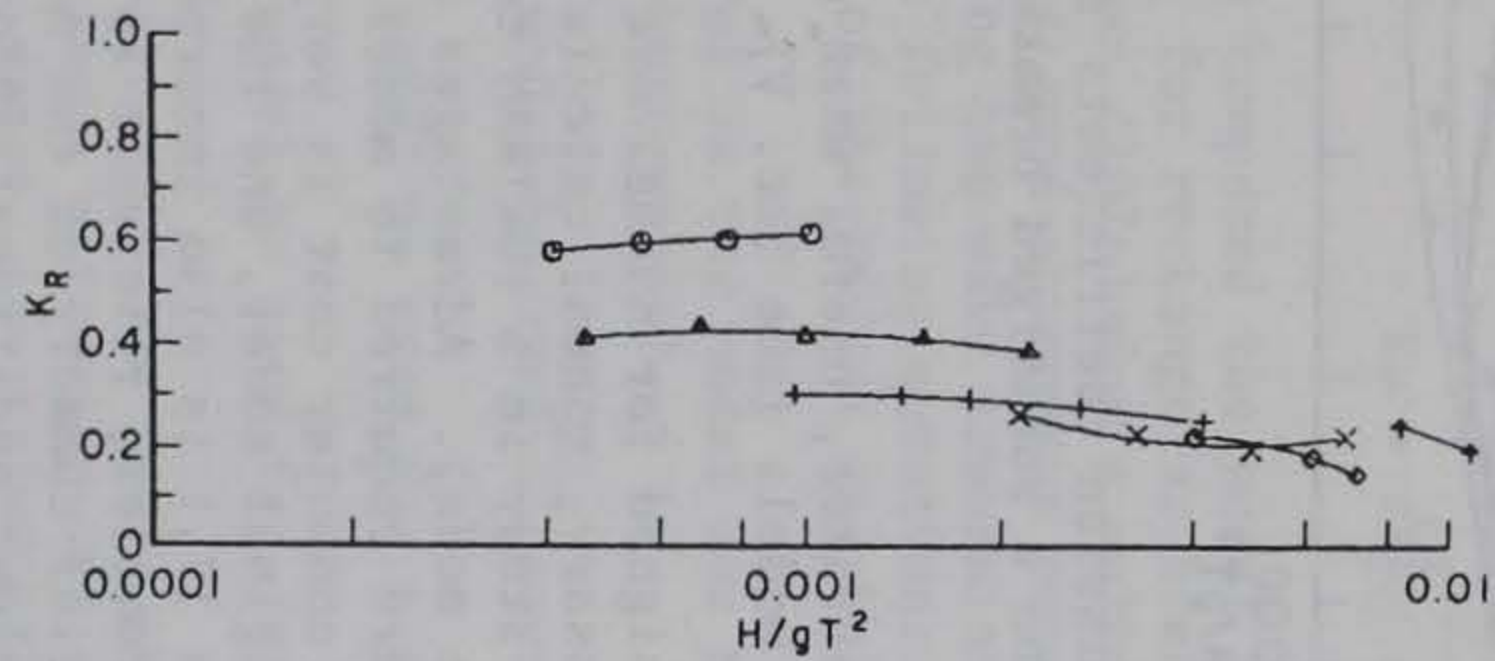
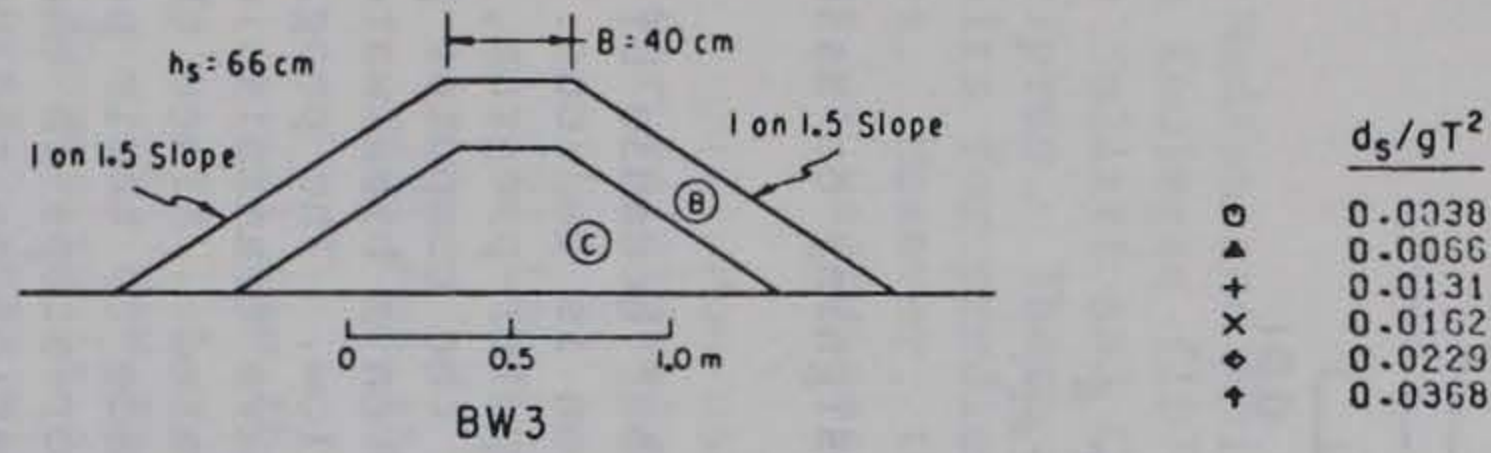


Figure 28. Wave transmission and reflection coefficients for BW3 ( $d_s/h = 0.69$ ).

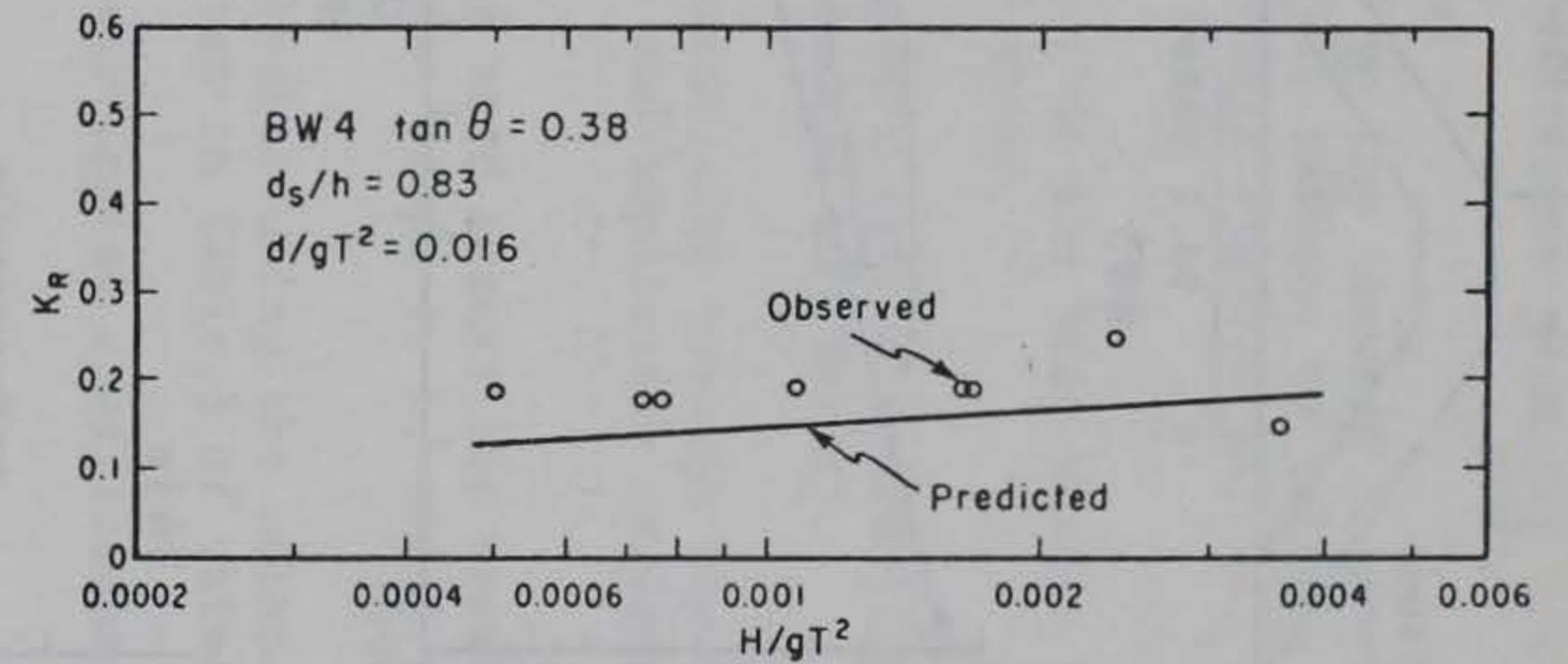
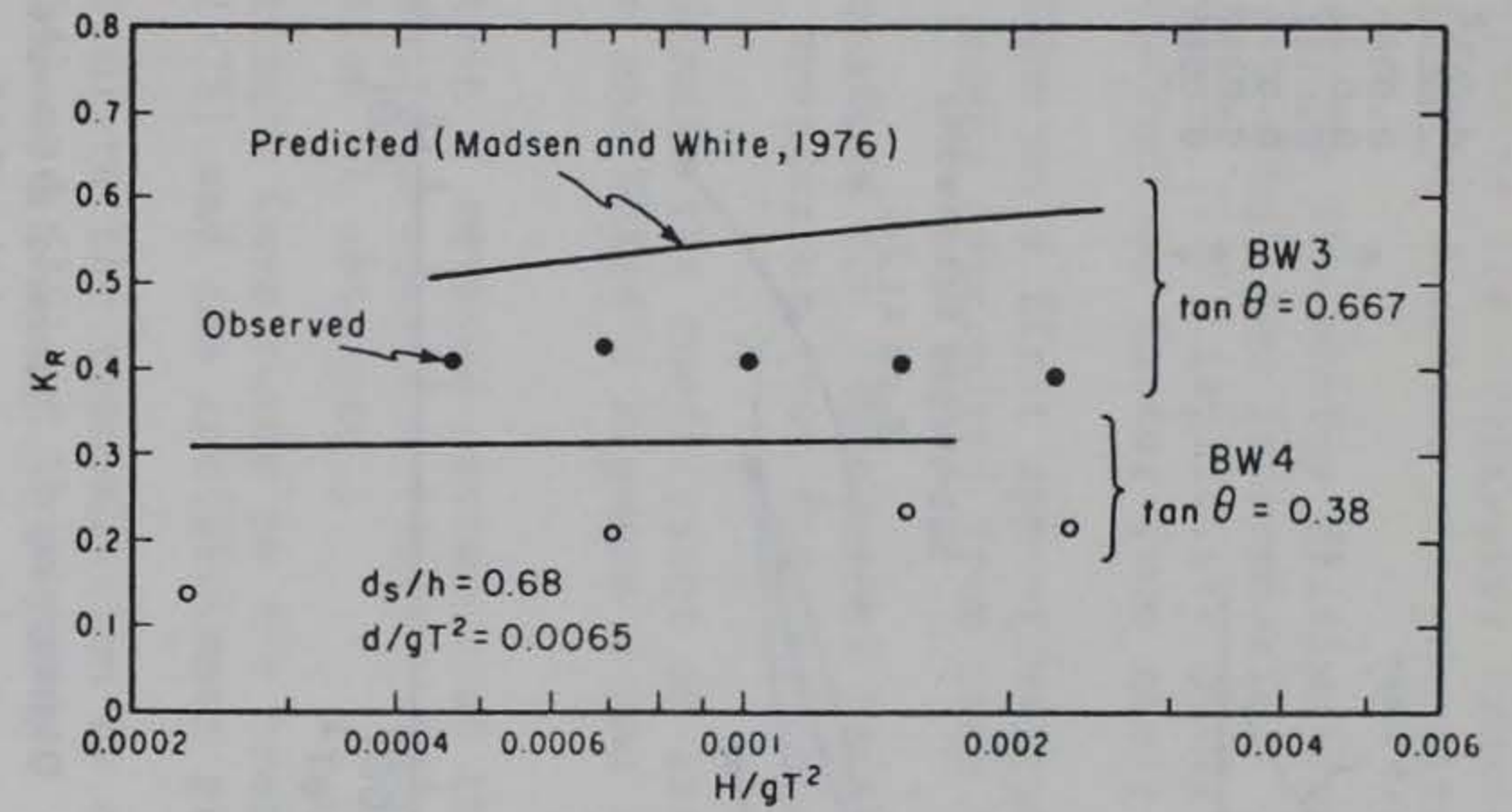


Figure 29. Sample observed and predicted reflection coefficients for permeable subaerial breakwaters.



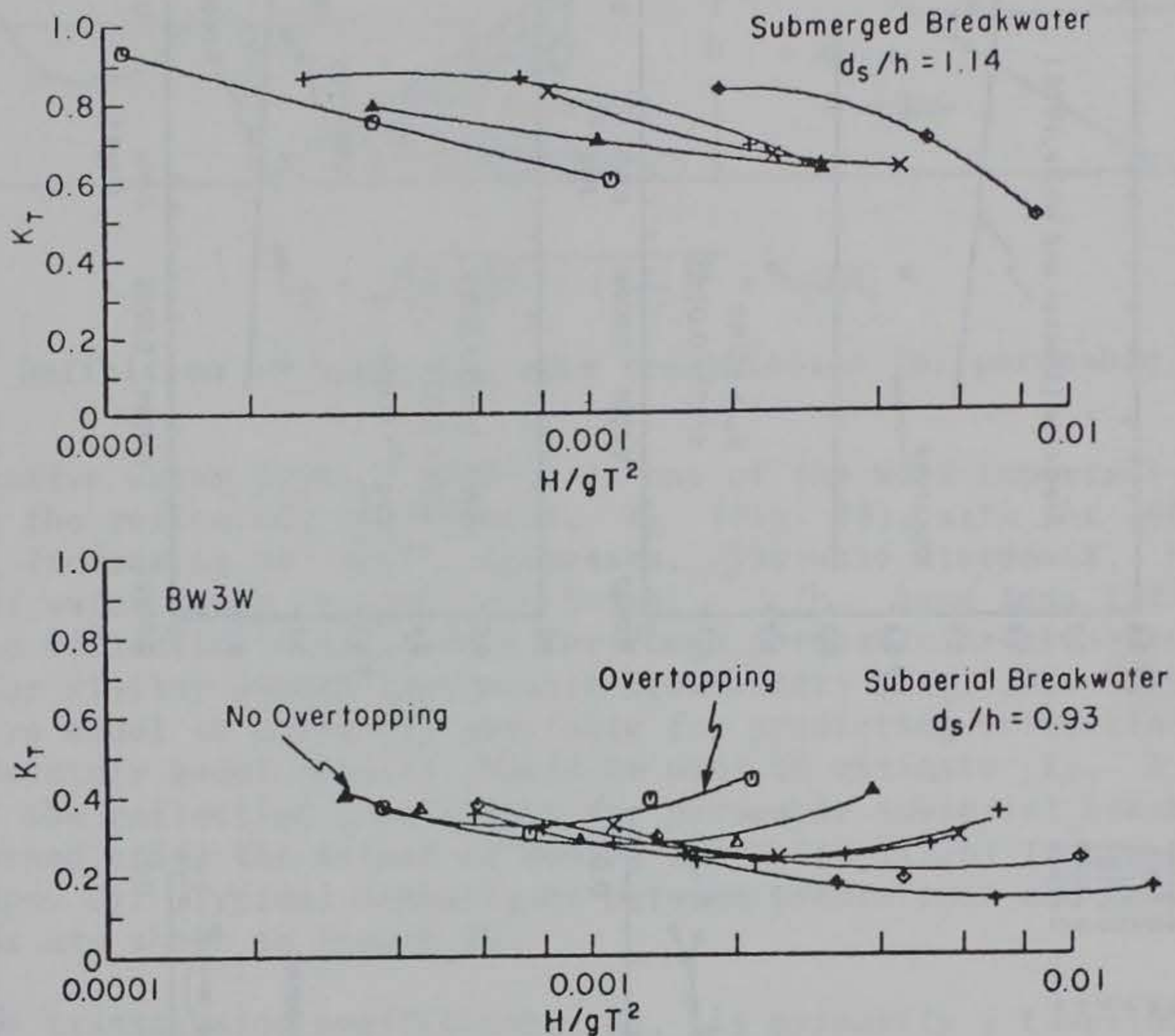
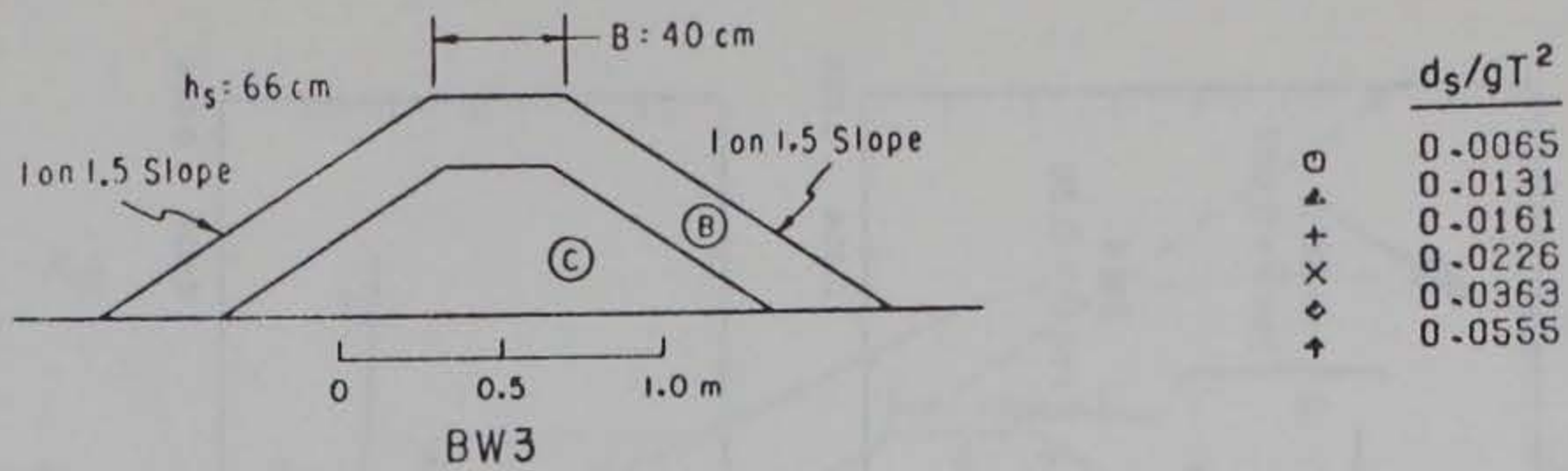


Figure 30. Wave transmission coefficients for a subaerial and a submerged breakwater.

predict coefficients for any size breakwater, useful when designing or assessing scale effects in small-scale physical models (see Sec. V).

The Madsen and White model was designed for manual use, but because of the many calculations and iterations necessary, manual calculation is tedious. The model was automated as a part of this study in a FORTRAN computer program, MADSEN (App. G) to simplify use of the model. Advantages of the computer program are that only a few input cards are required to model even a breakwater with complex geometry and the program computer cost is very low. The program includes all the generality in the original model, and the wave transmission by overtopping model developed in Section IV,1 is also incorporated. Since the Madsen and White (1976) technique is complex, reference is made to their publication for details of the model. A brief summary of the major steps in the model and computer program is given below; additional information on the computer program is given in Appendix G.



(1) Determine the breakwater cross-sectional geometry and material characteristics of diameter and porosity.

(2) Estimate the energy dissipation on the seaward face of the breakwater assuming it is rough and impermeable. This is done by solving Madsen and White's equation (127) implicitly using their Figures 15, 16, and 17 and applying a correction factor from their Table 2.

(3) Assume as a first approximation that the head across the breakwater is equal to runup determined from step 2 above.

(4) Transform the trapezoidal breakwater into a hydraulically equivalent rectangular breakwater (see Sec. 4.2 of Madsen and White).

(5) Estimate the coefficient of transmission through the structure,  $K_{Tt}$ , using Madsen and White's Figures 2 and 3 and implicitly solving their equation (57).

(6) Obtain a revised estimate of the head across the breakwater using Madsen and White's equation (161). (Repeat steps 4, 5, and 6 until a converged solution is obtained.)

(7) Estimate wave runup on the breakwater using the method of Ahrens and McCartney (1975) and the coefficients given in Table 3 of this study.

(8) Calculate the transmission by overtopping coefficient,  $K_{To}$ , using equations (14) and (15) in this study.

(9) Calculate the transmission coefficient,  $K_T$ , using  $K_{Tt}$  from step 5 and  $K_{To}$  from step 8 and

$$K_T = \sqrt{K_{Tt}^2 + K_{To}^2}$$

Madsen and White compared the model predictions to physical model results from Keulegan (1973) for rectangular breakwaters composed of one rock type, and from Sollitt and Cross (1976) for a multilayered trapezoidal breakwater made of riprap. There was good agreement between analytical and physical model results for predicting the wave transmission coefficient for long nonbreaking waves. However, the following questions need to be answered to determine the range of usefulness of the Madsen and White model:

(1) How useful is the model for predicting transmission coefficients for relatively short waves?

(2) Can the model be used if waves are breaking?

(3) Can the model be used for breakwaters with concrete armor units?

(4) Can the model be used for irregular waves?

(5) How sensitive is the model to porosity of the materials? (Porosity is an input parameter and although it probably does not vary over a very wide range, its value will probably not be known accurately in a design situation.)



Each of these areas is discussed below.

(1) The case of the relative wavelength. In many of the laboratory tests the wave period was varied to cover the range from shallow-water long waves to deepwater short waves. Comparison of laboratory data and MADSEN computer program predictions shows excellent correspondence for shallow-water waves; e.g., at  $d/gT^2 = 0.0065$  (Table 4). As the relative depth becomes larger (the wavelength becomes shorter), the computer program slightly overpredicts the observed transmission coefficient (Fig. 31). This means that the prediction method is conservative. Although the absolute value of the overprediction is small, the percent overprediction may be large (Table 4).

Table 4. Effect of relative depth on prediction of  $K_{Tt}$ .

$\frac{d}{gT^2}$	$K_{Tt}$ <sup>1</sup>		Pct. error	Relative depth
	Observed	Predicted		
0.0065	0.34	0.33	-3	Shallow
0.016	0.46	0.44	-4	Transitional
0.055	0.13	0.21	+60	Deep

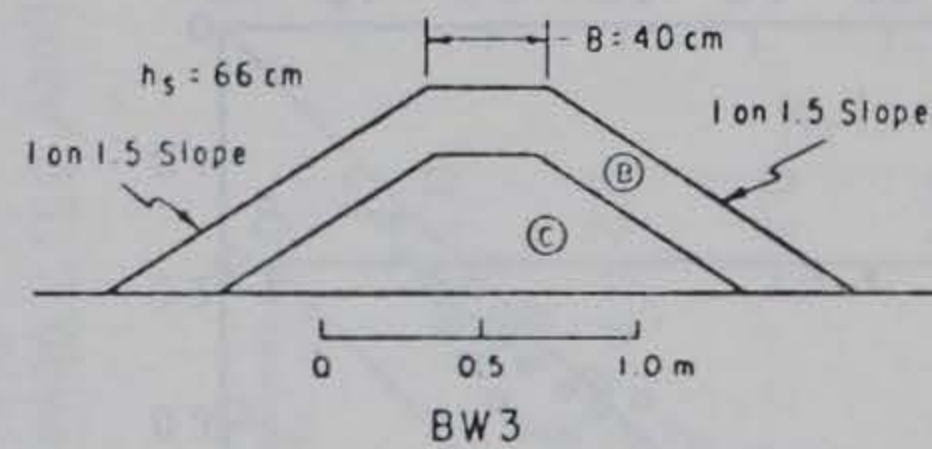
  

<sup>1</sup>BW12,  $d_g/h = 0.64$ ,  $H/gT^2 \approx 0.0015$ .

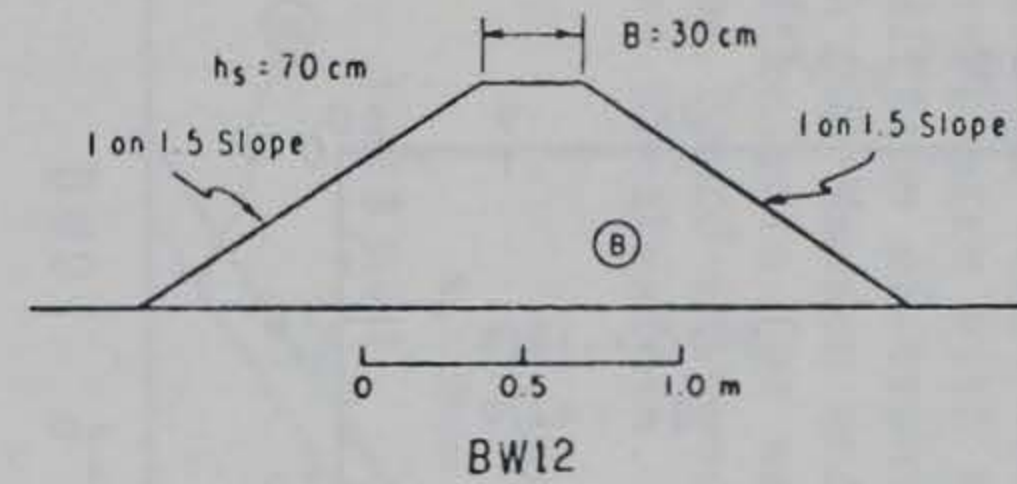
The ability of the model to predict wave transmission coefficients for a breakwater constructed entirely of armor stone is shown in Figure 32; wave transmission coefficients for a breakwater with a front-face slope of 1 on 2.6 are shown in Figure 33.

(2) The case of waves breaking on the breakwater. It was difficult in the laboratory to generate long waves that would break on a rough permeable structure without any overtopping. However, several tests that met these conditions were run using nonsurging, breaking waves (Galvin, 1968). These laboratory tests show that for breaking and nonbreaking waves the coefficient of transmission decreases gradually as the incident steepness increases (Fig. 34); no difference was evident between  $K_{Tt}$  for breaking and nonbreaking waves. The same trend is observed in Bottin, Chatham, and Carver's (1976) data for a breakwater with dolos armor units. Comparison of observed and predicted coefficients of transmission through the structure shows good agreement for the few breaking wave conditions tested (Fig. 34). These few tests suggest that the Madsen and White (1976) model can be used for breaking as well as nonbreaking waves.





$0.68 \leq d_s/h \leq 0.92$   
 $0.0066 \leq d/gT^2 \leq 0.037$   
 $0.00048 \leq H/gT^2 \leq 0.011$   
 $B/h = 0.61, C = 0.44$   
 $a = 0.692, b = 0.504$



$0.64 \leq d_s/h \leq 0.86$   
 $0.0065 \leq d/gT^2 \leq 0.055$   
 $0.00009 \leq H/gT^2 \leq 0.014$   
 $B/h = 0.43, C = 0.46$   
 $a = 0.692, b = 0.504$

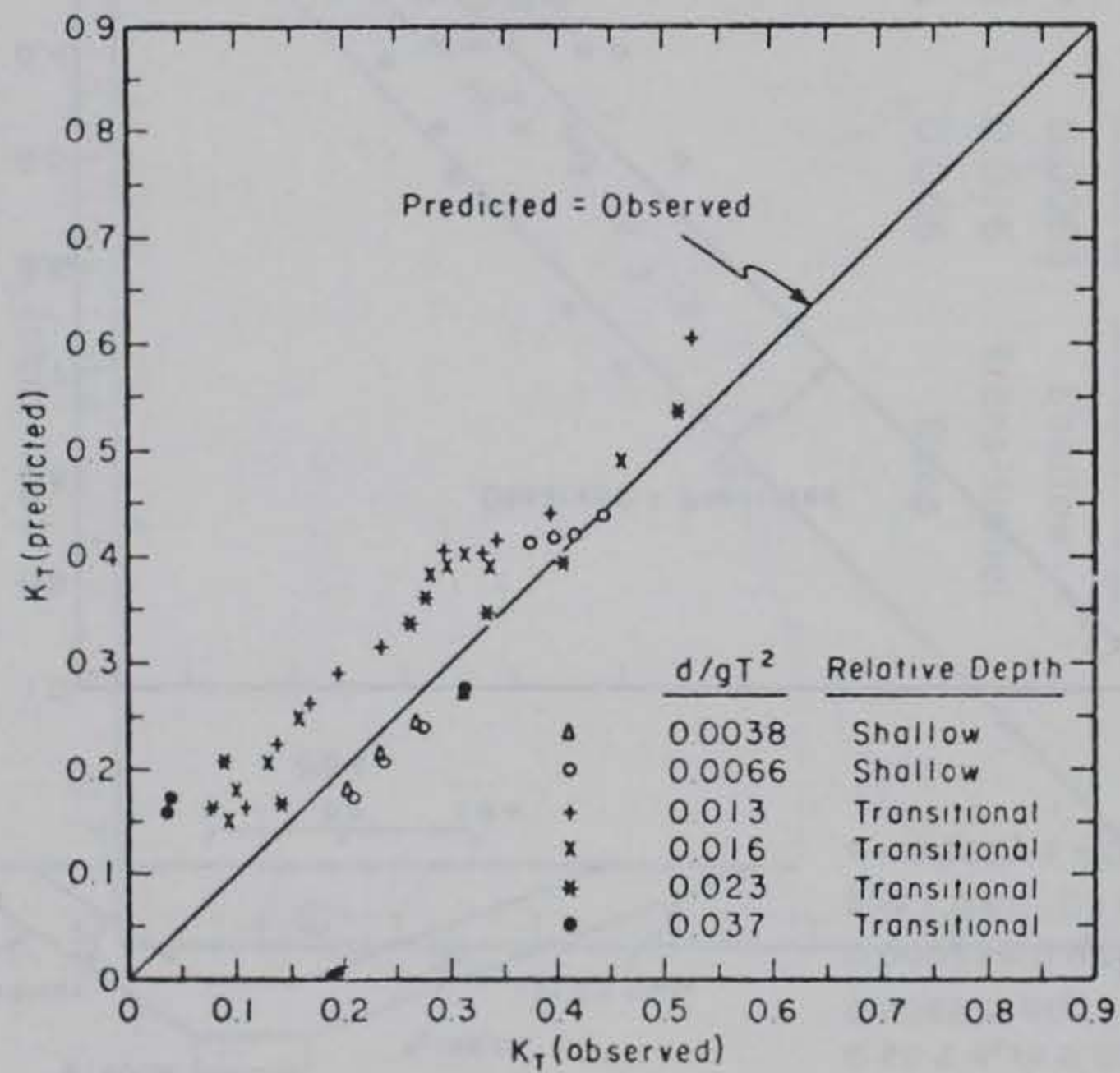


Figure 31. Observed and predicted transmission coefficients for BW3.

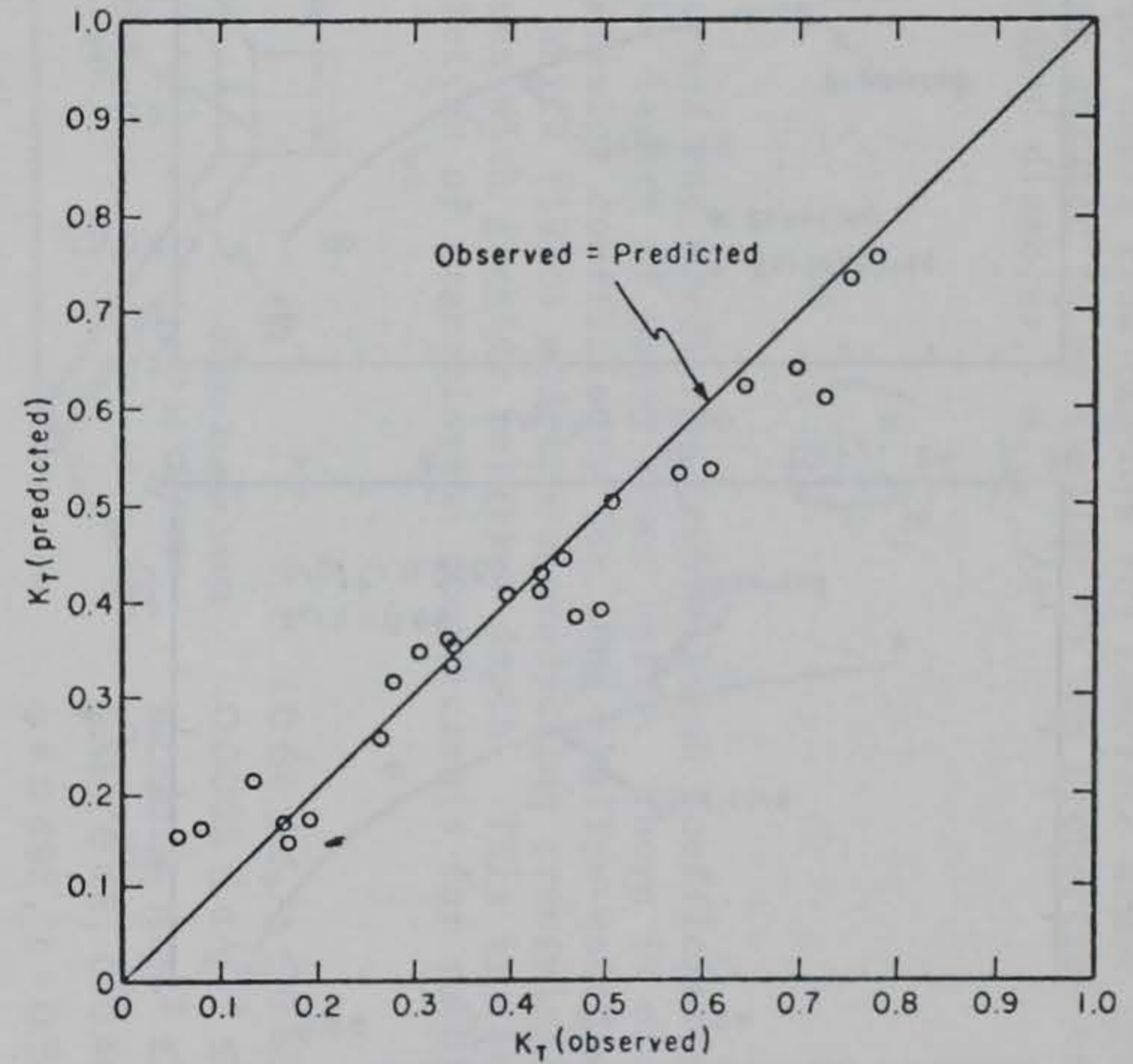


Figure 32. Observed and predicted transmission coefficients for BW12.



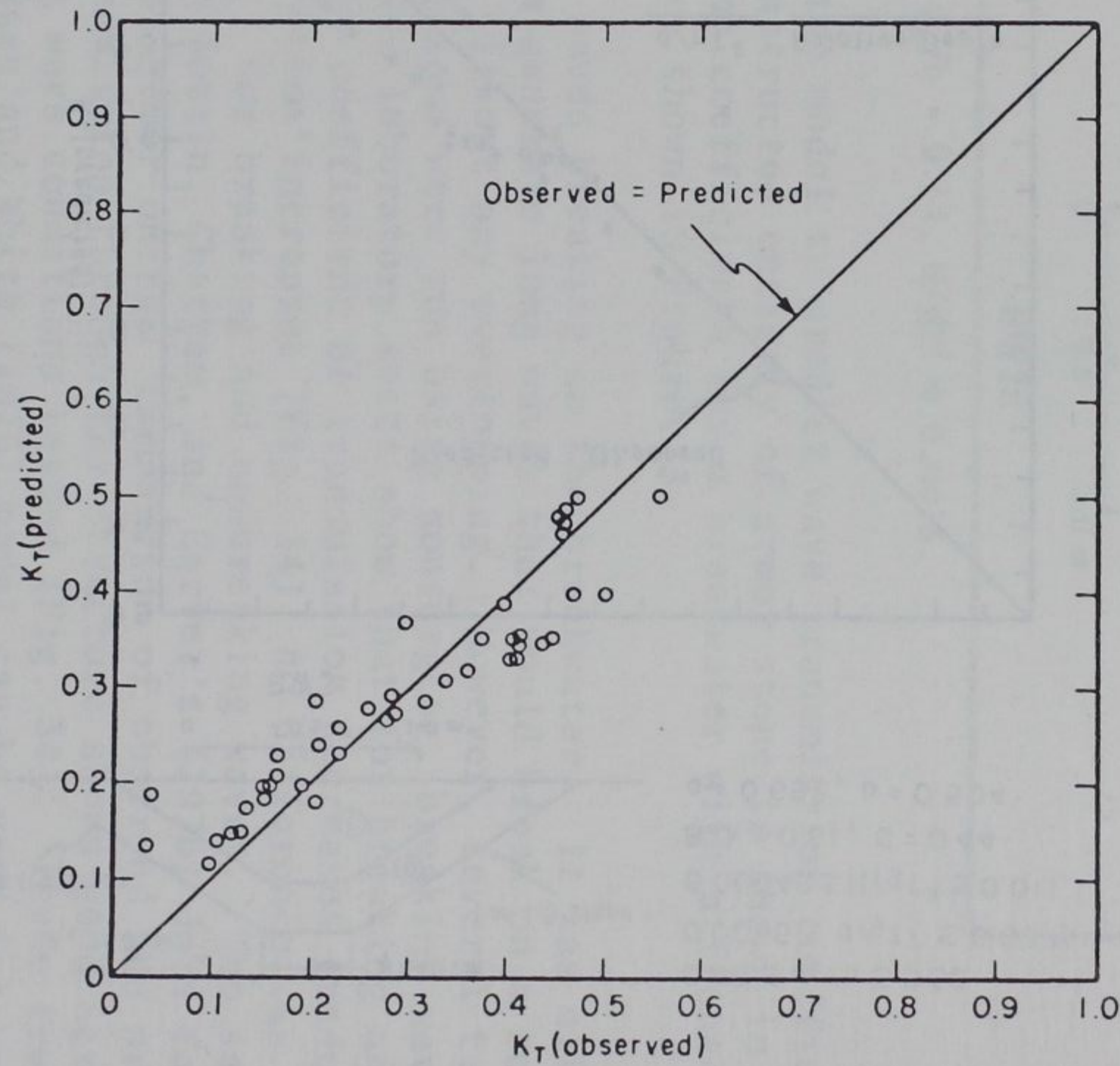
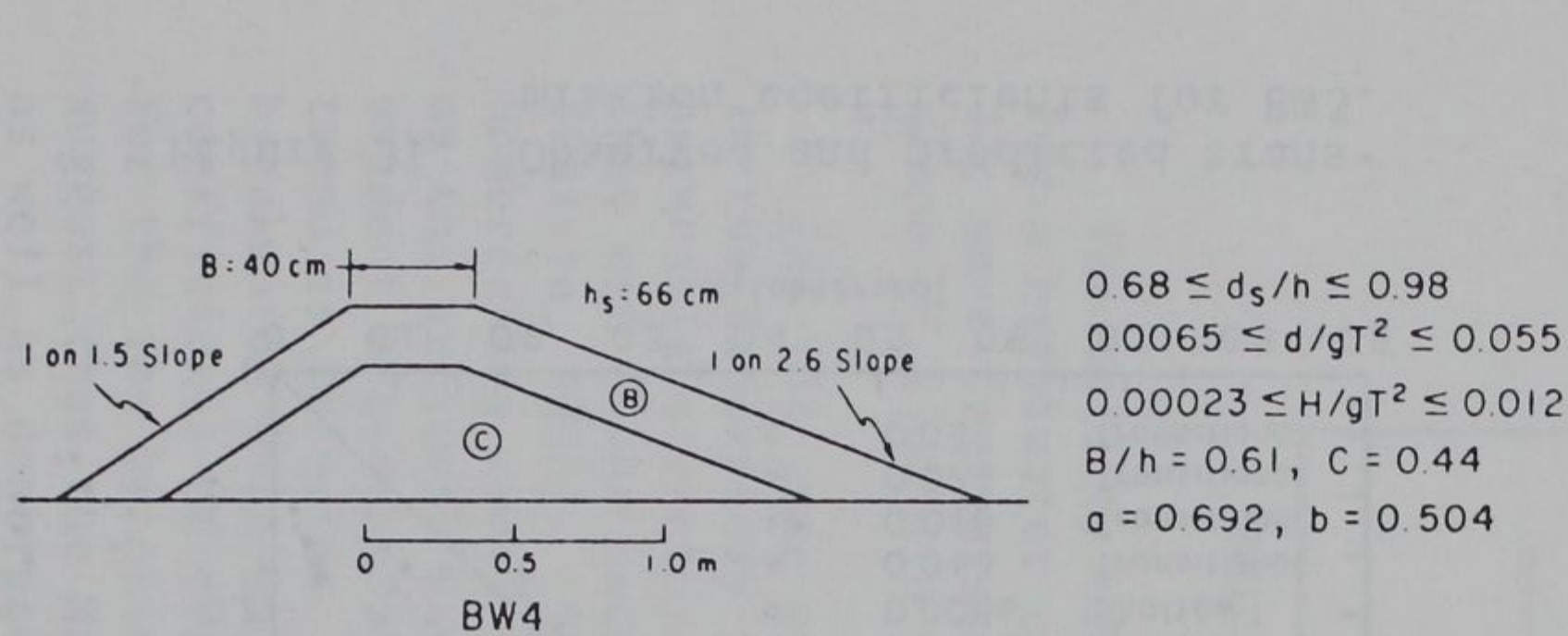


Figure 33. Observed and predicted transmission coefficients for BW4.

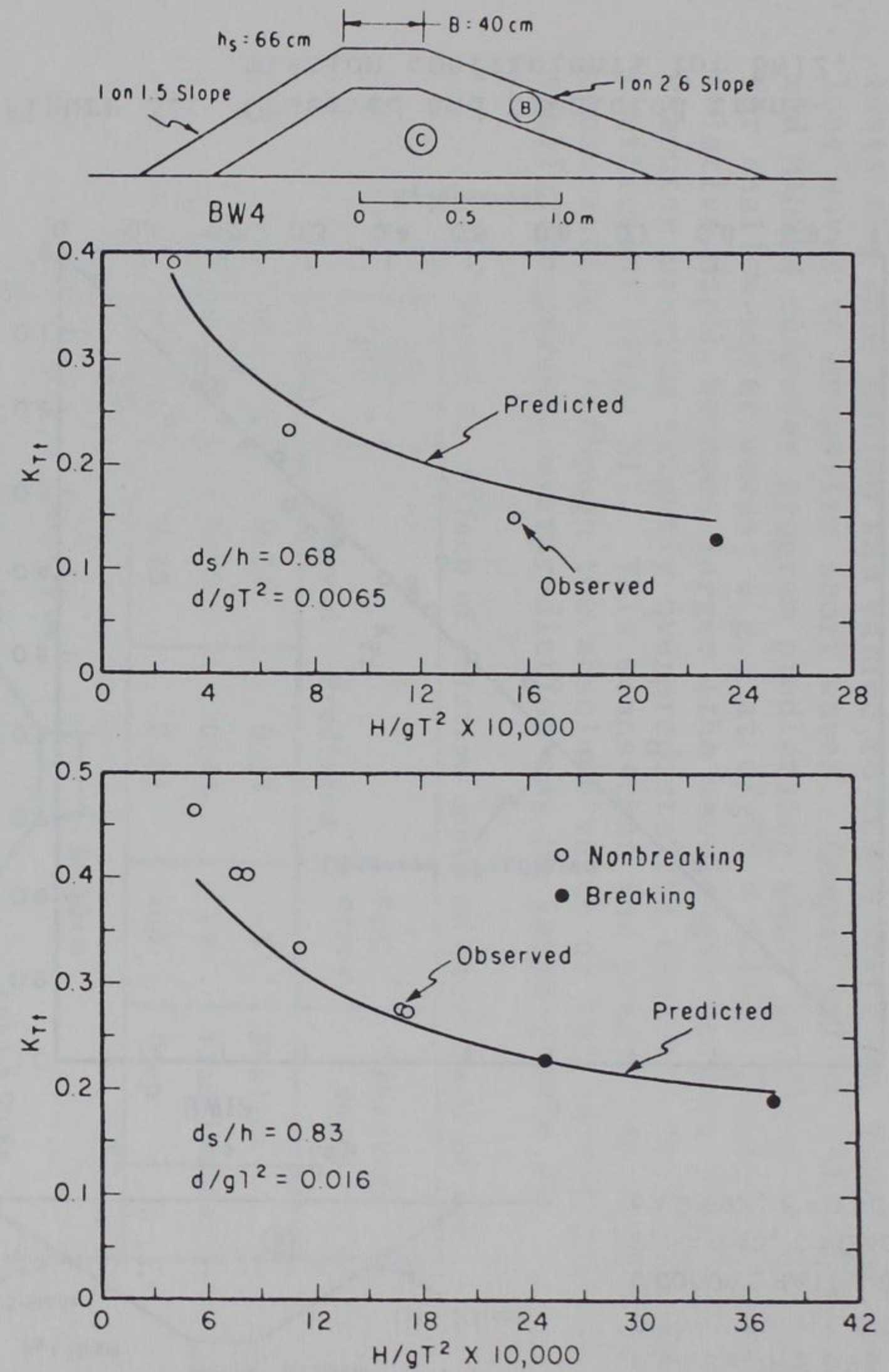


Figure 34. Observed and predicted transmission coefficients for breaking and non-breaking conditions (BW4).



(3) The case of breakwaters with concrete armor units. The friction factor and porous media flow factors for concrete armor units are unknown, but they are assumed to be similar to the properties of stone with an effective median diameter,  $d_{50}$ , of

$$d_{50} = \left( \frac{W_{50}}{\gamma} \right)^{1/3} \quad (17)$$

Figure 35 shows observed and predicted transmission coefficients for a breakwater with two layers of dolos armor units. There is excellent prediction of transmission coefficients for long shallow-water waves with the Madsen and White (1976) model overpredicting transmission coefficients for waves with greater relative depth. This is the same trend found in prediction of transmission coefficients for rubble-mound breakwaters.

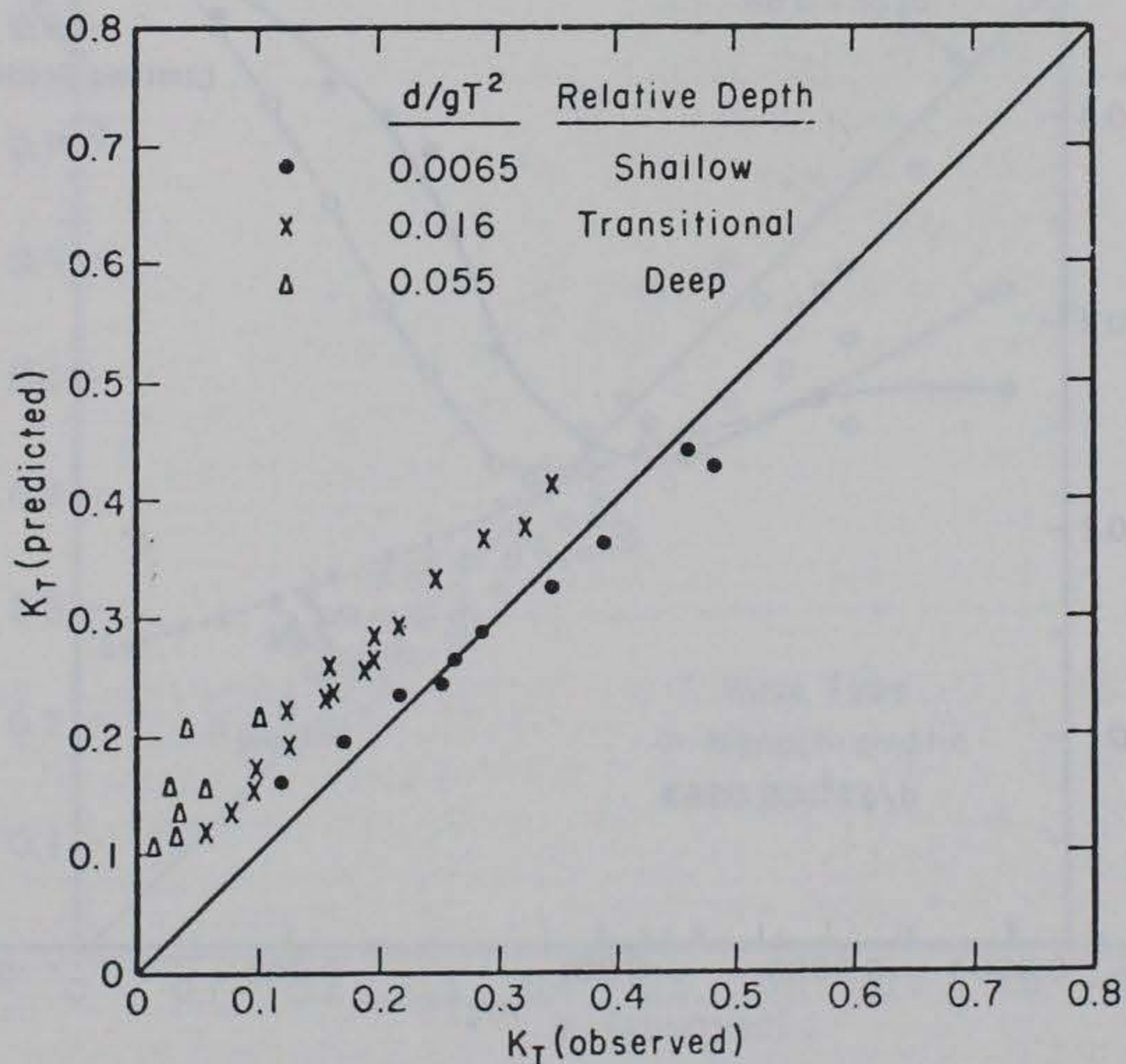
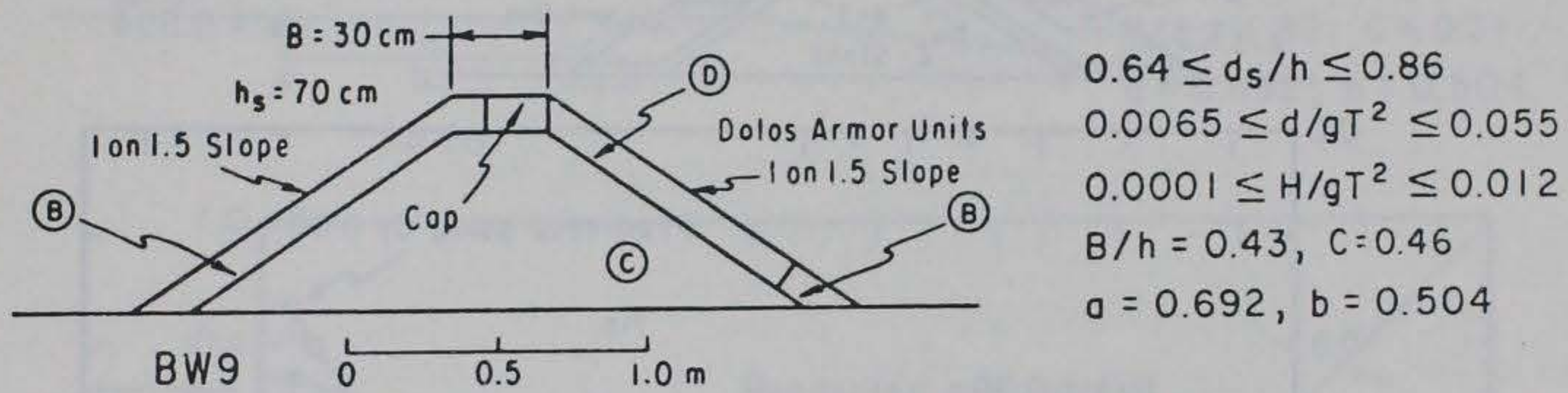


Figure 35. Observed and predicted transmission coefficients for a breakwater with dolos armor units (BW9).



The model also does a good job of predicting the coefficient of transmission through a permeable breakwater armored with tribars tested by Davidson (1969) (Fig. 36). However, the effective transmission by overtopping coefficient,  $C$ , is larger than would be expected from Figure 15 for  $B/h = 0.30$ . Fortunately, the observed transmission coefficient appears to be approaching a value of approximately 0.48, the limiting value of the overtopping wave transmission coefficient for this breakwater predicted from equations (14) and (15). The relatively high porosity of artificial armor units apparently increases the size of the wave transmission by overtopping coefficient over a limited range of wave heights for this case where the stillwater level is above the core and close to the breakwater crest (D. Davidson, Chief, Wave Research Branch, U.S. Army Waterways Experiment Station, personal communication, 1979).

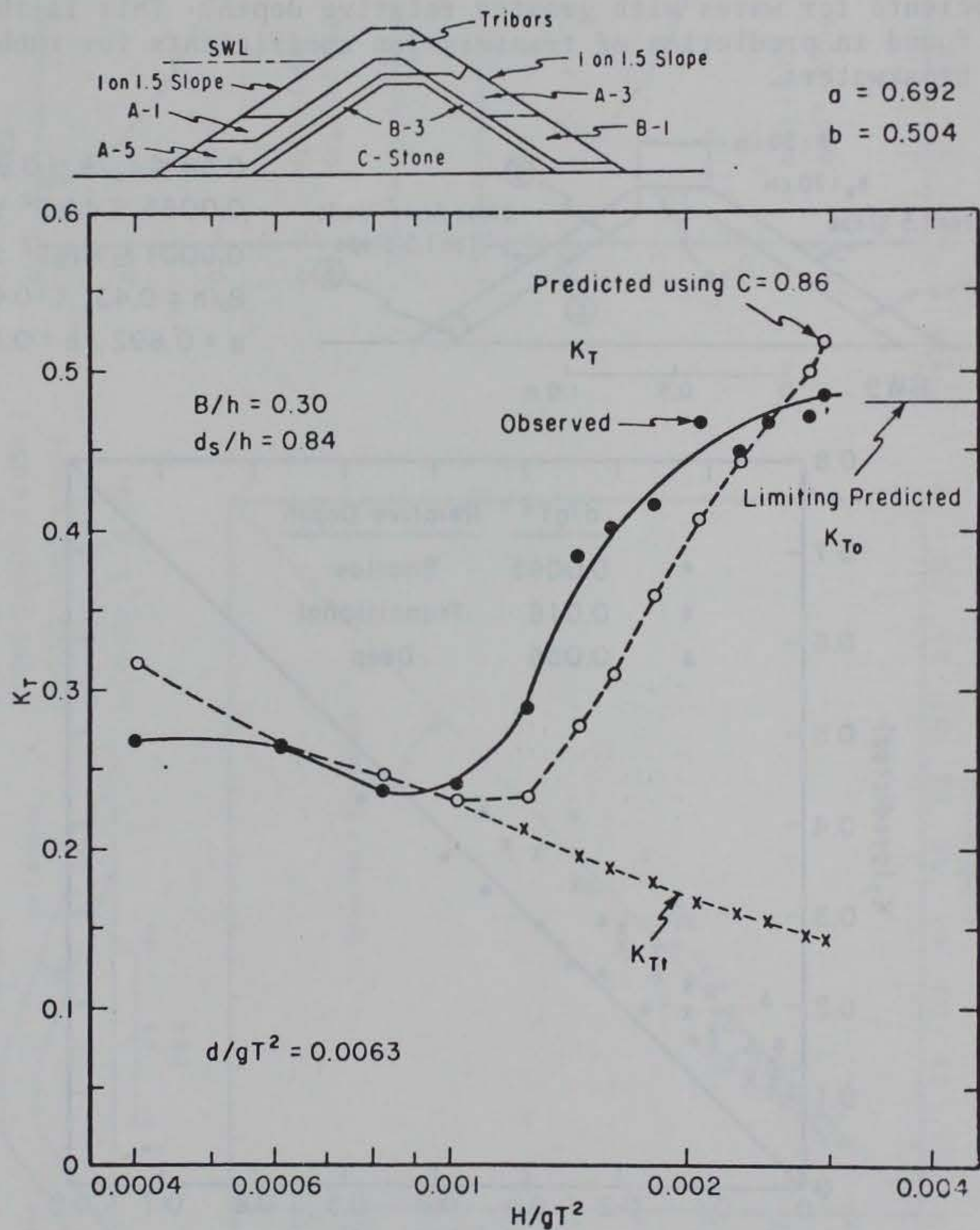


Figure 36. Wave transmission past a heavily overtopped breakwater with tribar armor units (laboratory data from Davidson, 1969).



(4) The case of irregular waves. Laboratory tests with a wide variety of spectral shapes suggest that there is little difference in the transmission coefficient from one spectral type to another. The overall transmission coefficient,  $K_T$ , is approximately the same for a monochromatic test as for an equivalent irregular wave test with the period of peak energy density,  $T_p$ , and mean incident wave height,  $\bar{H}$ , used to characterize the irregular wave conditions. Figure 37 shows observed and predicted transmission coefficients for a rubble-mound breakwater tested with monochromatic and irregular waves. The ability of the computer program MADSEN to predict transmission coefficients for irregular waves is at the same level as for monochromatic waves for the conditions tested.

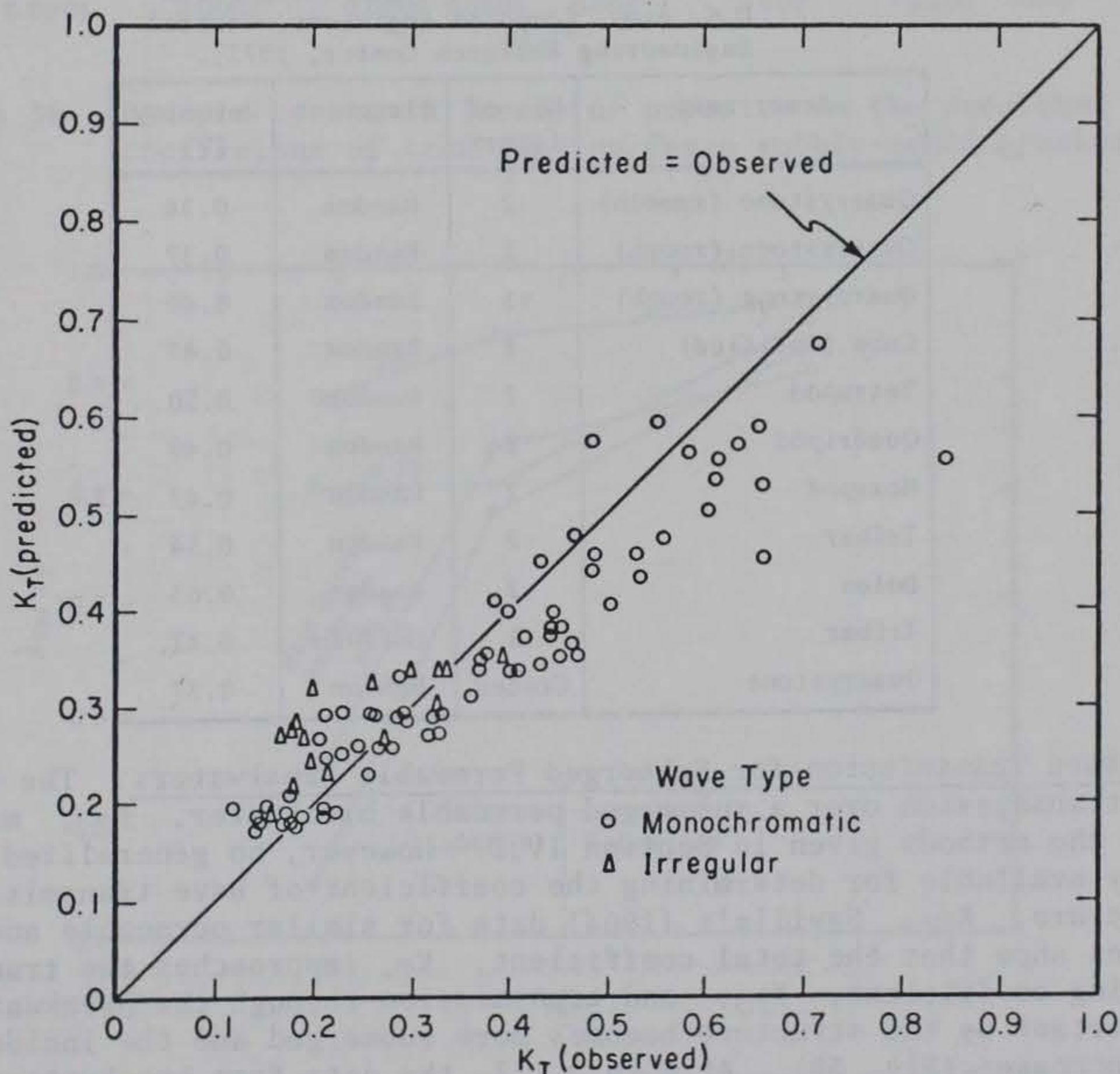
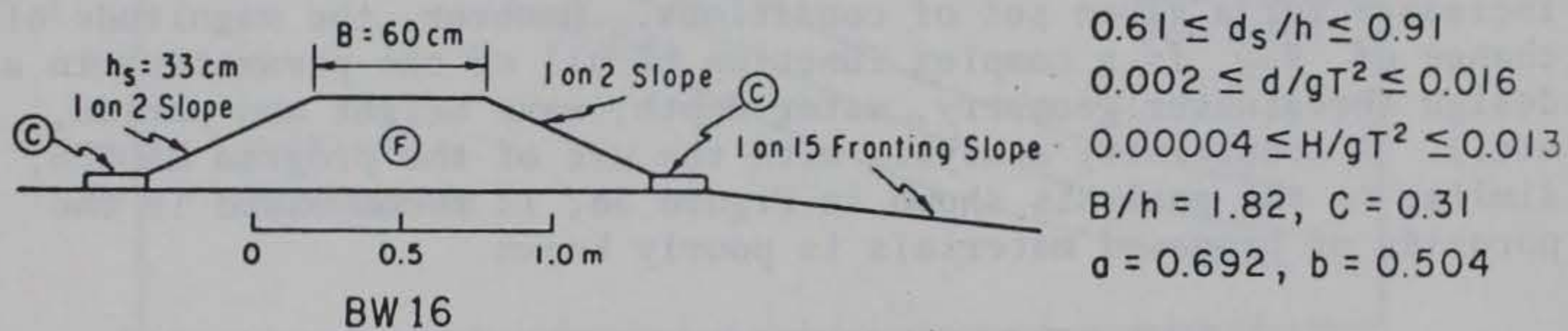


Figure 37. Observed and predicted transmission coefficients for BW16.



(5) The case of porosity of the breakwater. Porosity of each of the materials must be known in order to use the computer program MADSEN. However, in many design situations the value of porosity may be poorly known. Typical values of porosity,  $P$ , are given in Table 5. The recommended method of determining the influence of porosity on the predicted transmission coefficient is to run the program MADSEN at various values of porosity keeping all other parameters fixed. Figure 38 shows predicted transmission coefficients over a range of wave steepnesses for three different values of porosity. For this example, the absolute change in  $K_{Tt}$  produced by a given change in  $P$  is largest for waves of small steepness. The largest percent change in  $K_{Tt}$  for a given change in  $P$  occurs for the steepest waves tested. In general, the same trend will be observed for any breakwater; the value of  $K_{Tt}$  will increase as porosity increases for a given set of conditions. However, the magnitude of change of  $K_{Tt}$  is a complex function of all of the parameters in a design (breakwater geometry, water depth, wave height and period, etc.). A sensitivity analysis with the use of the program MADSEN, similar to the analysis shown in Figure 38, is recommended if the porosity of proposed materials is poorly known.

Table 5. Porosity of various armor units (from U.S. Army, Corps of Engineers, Coastal Engineering Research Center, 1977).

Armor unit	No. of layers	Placement	Porosity (P)
Quarrystone (smooth)	2	Random	0.38
Quarrystone (rough)	2	Random	0.37
Quarrystone (rough)	>3	Random	0.40
Cube (modified)	2	Random	0.47
Tetrapod	2	Random	0.50
Quadripod	2	Random	0.49
Hexapod	2	Random	0.47
Tribar	2	Random	0.54
Dolos	2	Random	0.63
Tribar	1	Uniform	0.47
Quarrystone	Graded	Random	0.37

c. Wave Transmission for Submerged Permeable Breakwaters. The coefficient of wave transmission over a submerged permeable breakwater,  $K_{T0}$ , may be estimated by the methods given in Section IV,2. However, no generalized model is currently available for determining the coefficient of wave transmission through the structure,  $K_{Tt}$ . Saville's (1963) data for similar permeable and impermeable structures show that the total coefficient,  $K_T$ , approaches the transmission by overtopping coefficient,  $K_{T0}$ , and transmission through the breakwater becomes less important as the structure becomes more submerged and the incident wave height increases (Fig. 39). At  $d_s/h \geq 1.2$ , the data from breakwaters BW3, BW3W, BW4, and BW4W show that the coefficients of transmission through the structure are approximately zero, so that  $K_{T0}/K_T = 1.0$ . An upper estimate of the coefficient of transmission through the structure,  $K_{Tt}$ , for a submerged breakwater



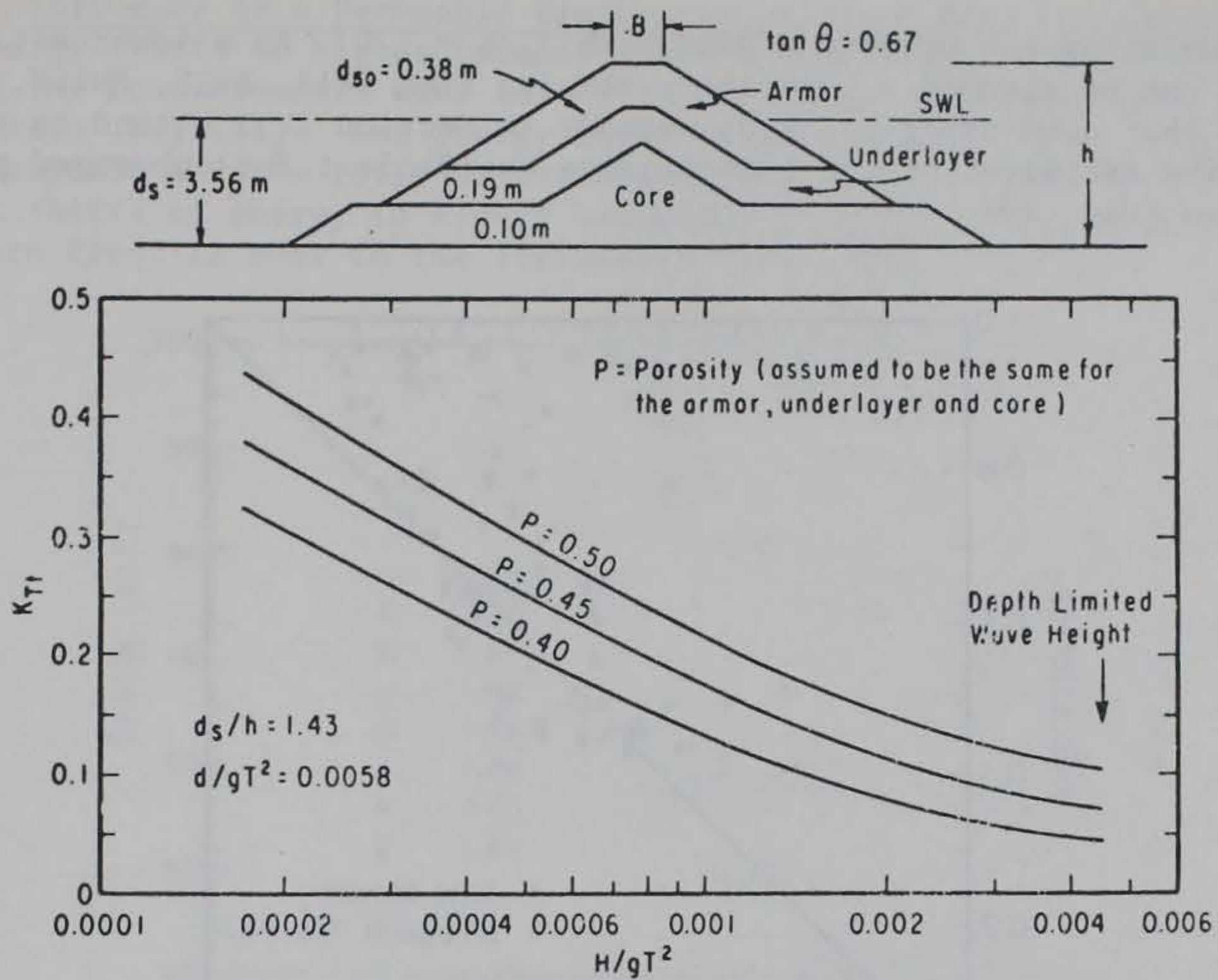


Figure 38. Example of the influence of porosity on the predicted coefficient of transmission for a rubble-mound breakwater.

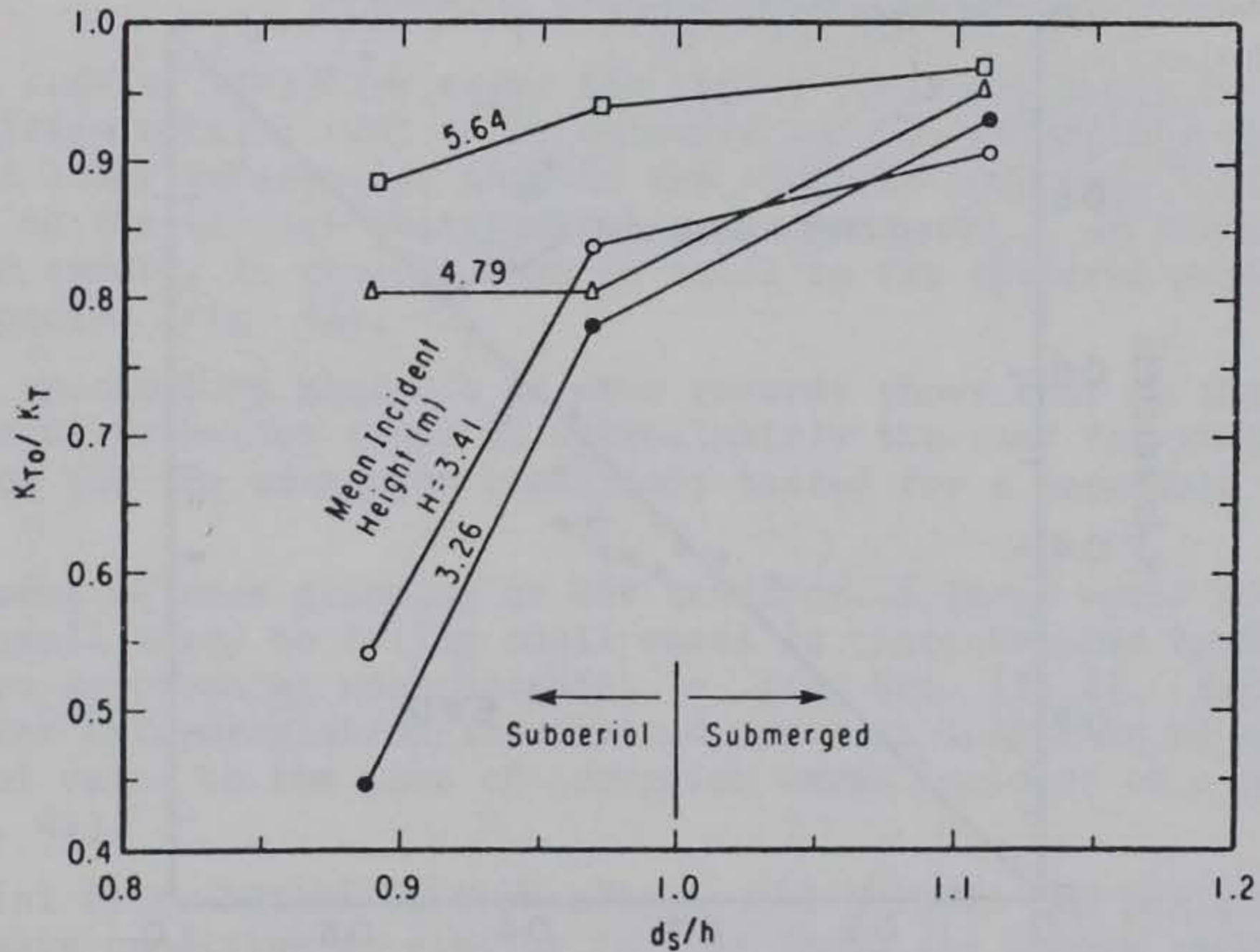


Figure 39. The relative importance of transmission by overtopping as a function of the incident wave height and the water depth-to-structure height ratio (after Saville, 1963).



can be made using the program MADSEN with  $d_s/h = 1.0$ . As a lower estimate,  $K_{Tt} = 0.0$  can be assumed. Laboratory results from BW13, BW15, BW15W, and BW16 show that even using  $K_{Tt} = 0$ , methods in Section IV,1,b tend to give conservative estimates of the transmission coefficient for submerged permeable breakwaters (Fig. 40).

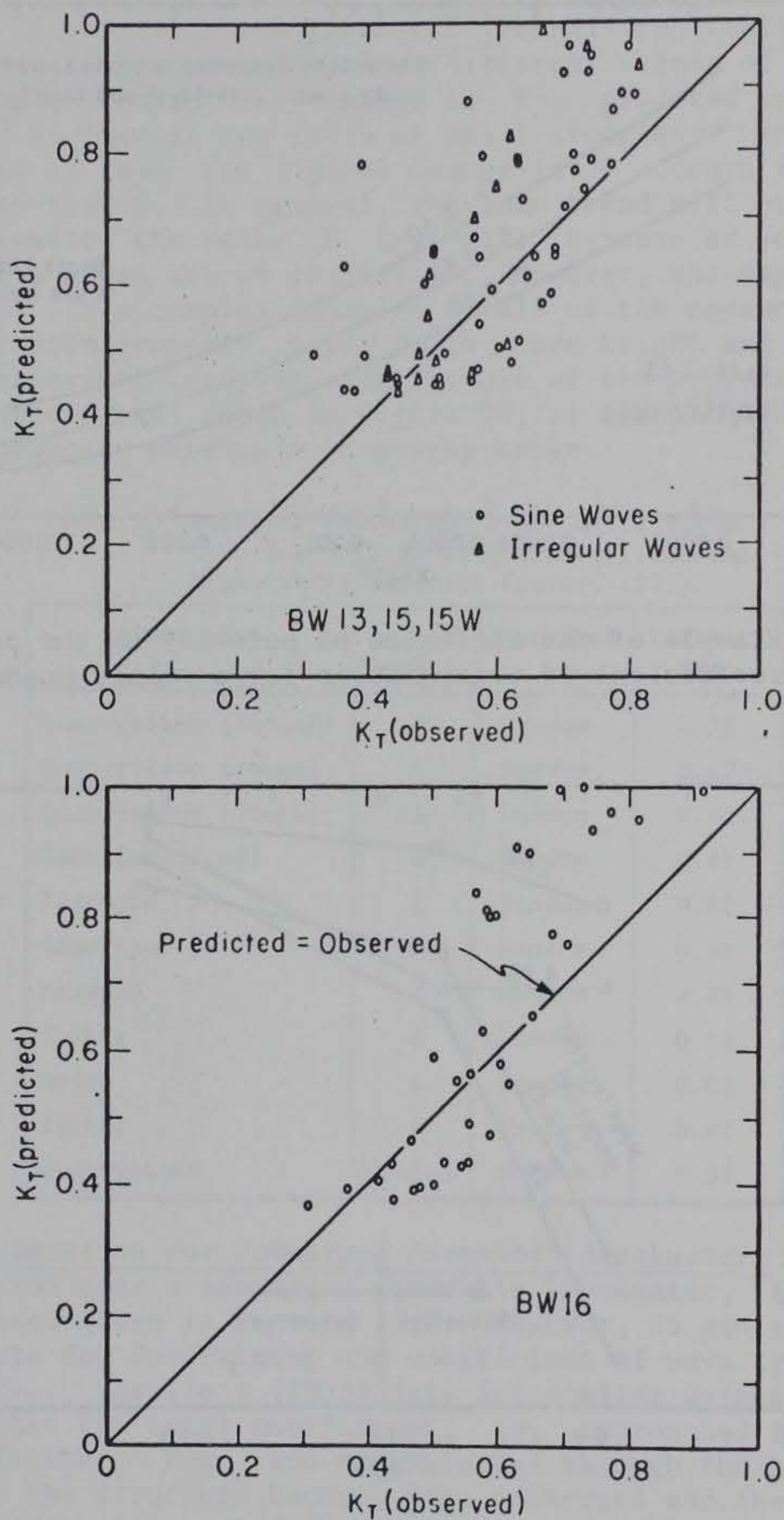


Figure 40. Observed and predicted transmission coefficients for submerged permeable structures assuming  $K_{Tt} = 0$ .



d. Influence of a Permeable Breakwater on Other Wave Characteristics.

Wave energy shifts to higher harmonics are found in the transmitted wave records for monochromatic wave tests, as determined for overtopped impermeable breakwaters (Fig. 41). The energy shift is primarily a function of incident wave steepness and the ratio of the water depth to structure height. The largest shifts of energy to higher harmonics occur for steep waves where the structure crest is near to the stillwater level (Fig. 41).

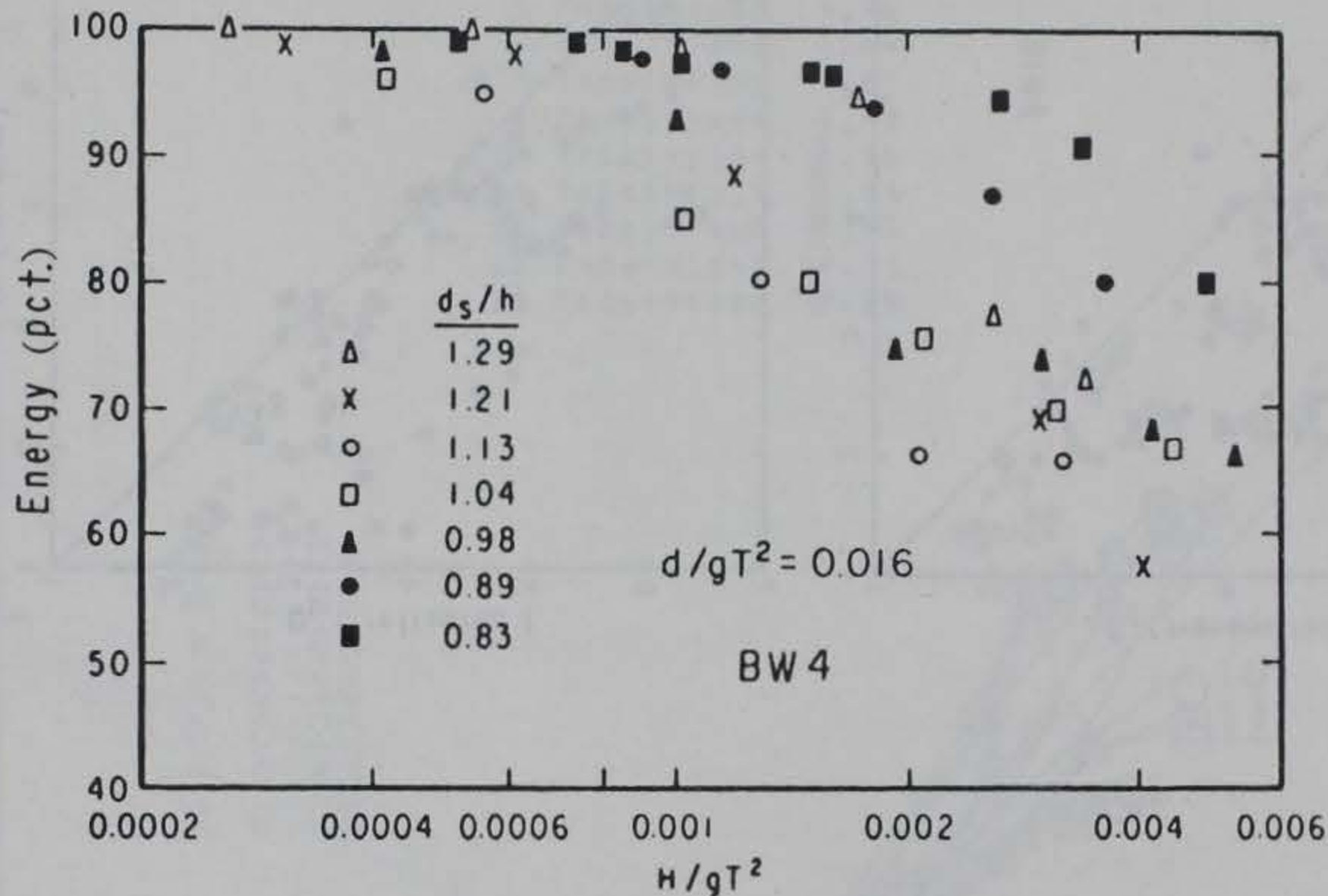


Figure 41. Percent of wave energy at the forcing period for waves transmitted past a permeable breakwater (monochromatic waves).

In the case of irregular waves the higher frequency parts of the reflected and transmitted spectra tend to be dampened out, so relatively more wave energy is found at lower frequencies than in the incident spectrum (Fig. 42). This means that on the average the spectral peakedness,  $Q_p$ , of reflected and transmitted spectra is greater than or equal to the spectral peakedness of incident spectra (Fig. 43).

A zero up-crossing analysis of wave records shows that on the average the wave height distribution shape is approximately the same for incident and transmitted waves for the irregular conditions tested for a permeable breakwater (Fig. 44).

The amount of wave grouping or the tendency of large waves to follow large waves and small waves to follow small waves is characterized by the autocorrelation of zero up-crossing wave heights,  $\rho$  (see Sec. III,4). Results from BW16 show that the autocorrelation transmitted waves is less than or equal to that for incident waves in the case of irregular waves incident on a permeable breakwater (Fig. 45).

The joint distribution of transmitted wave heights and periods for an irregular wave condition is similar to that found for smooth impermeable breakwaters. There is a tendency for lower transmitted waves to have average periods less than found in the incident joint height-period distribution (Fig. 46). Both the incident and transmitted larger wave heights have average periods approximately equal to the period of peak energy density.



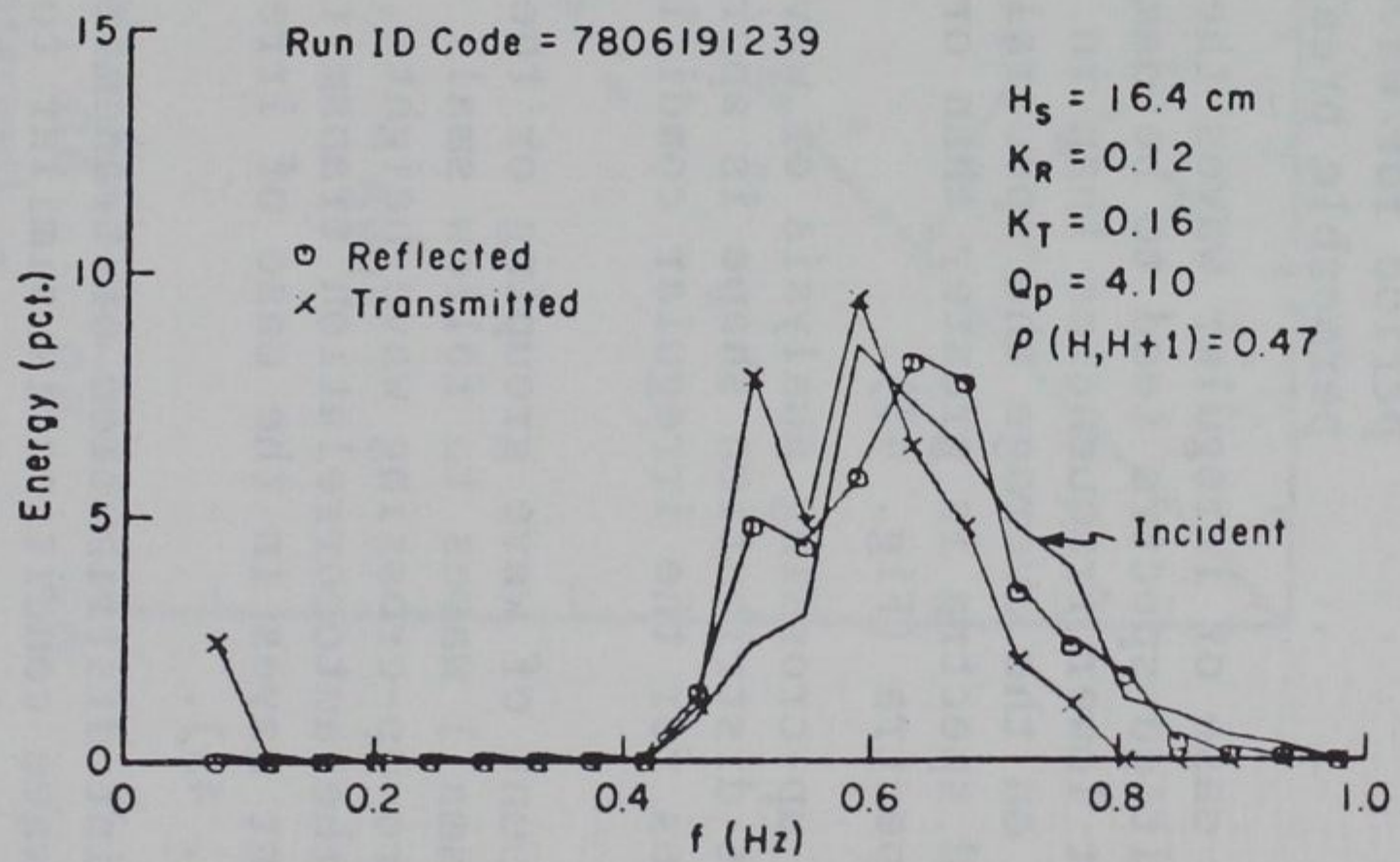
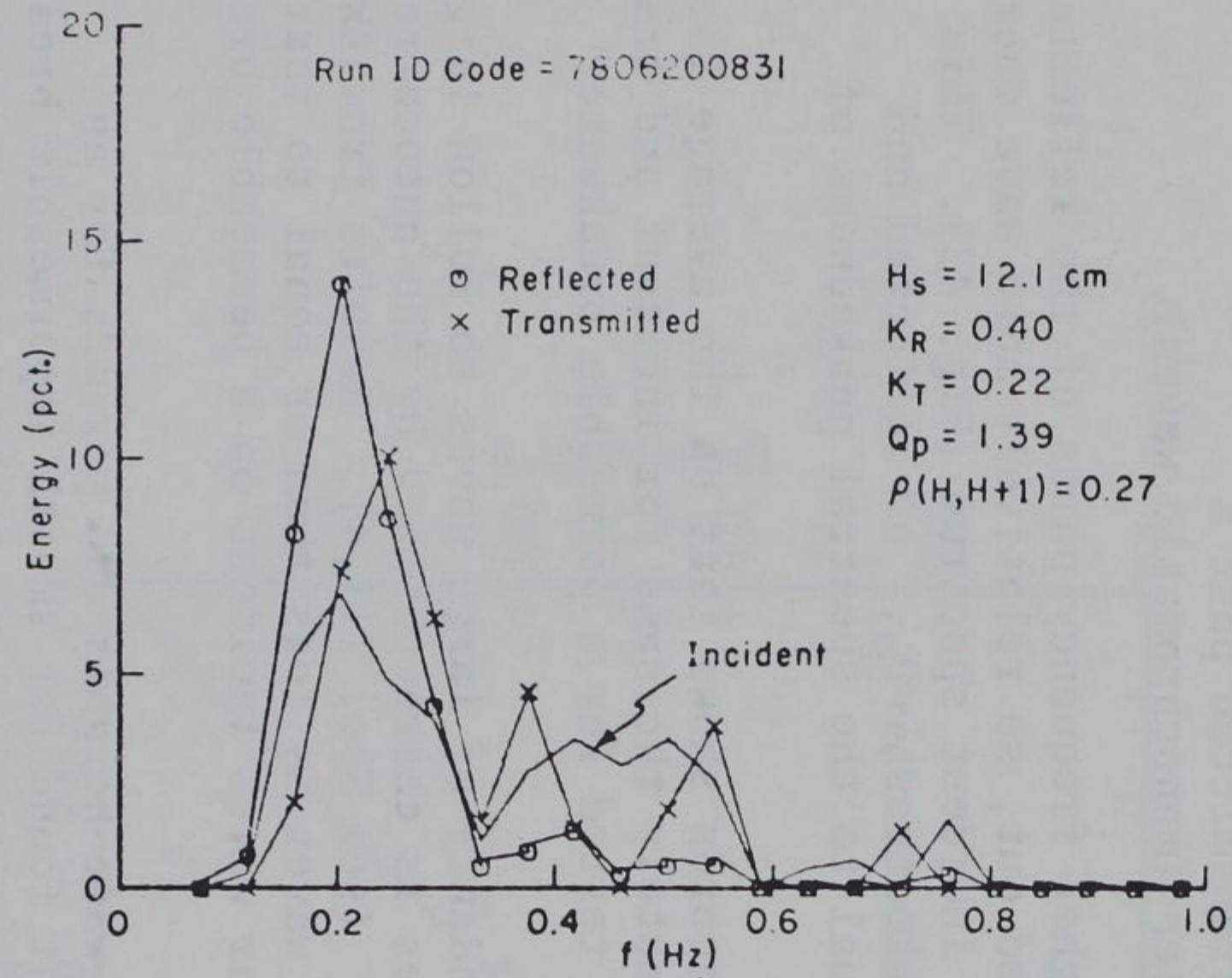


Figure 42. Sample incident, reflected, and transmitted wave spectra for BW16 ( $d_s/h = 0.76$ ).

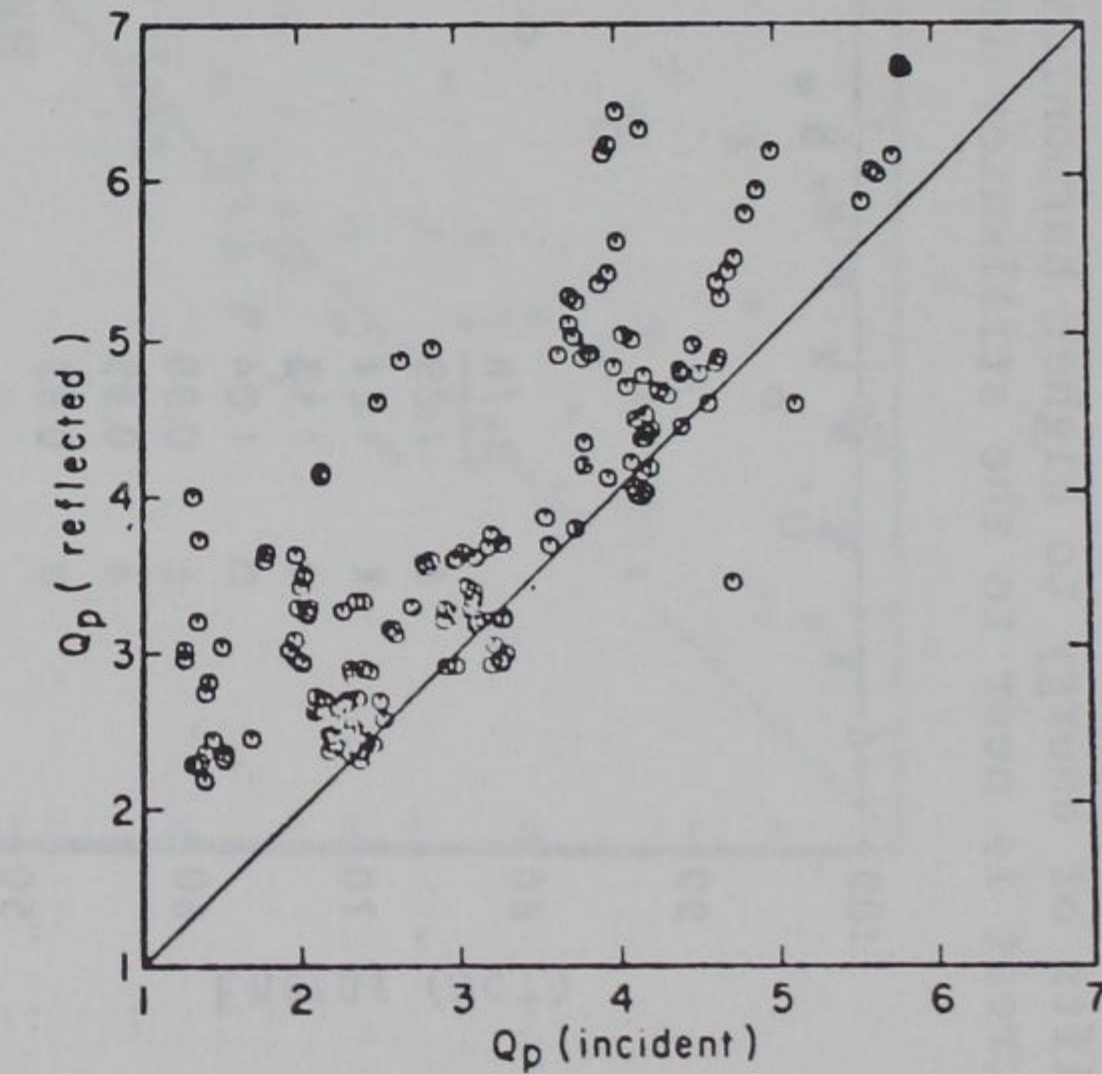
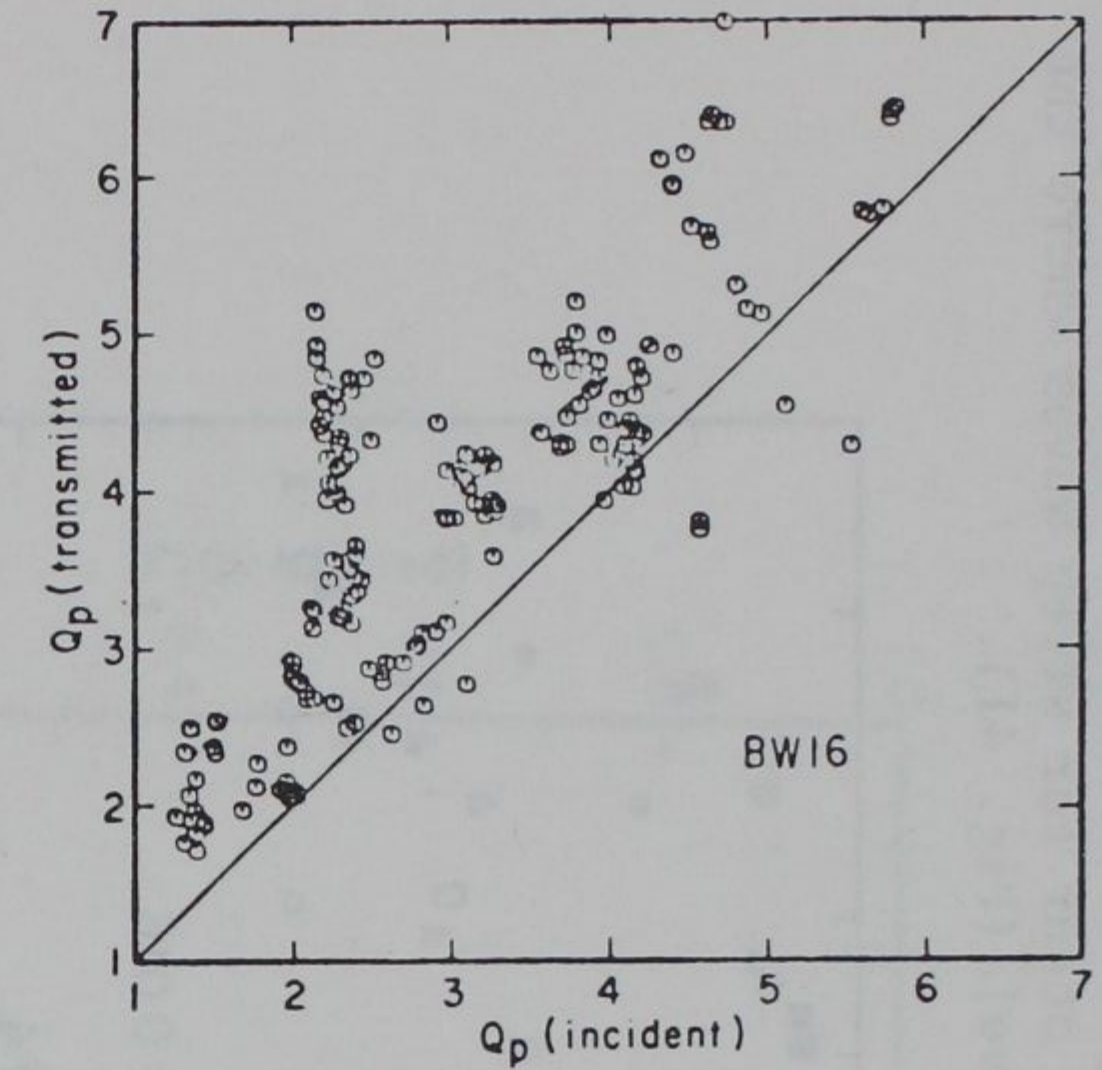


Figure 43. Spectral peakedness of transmitted and reflected wave spectra versus incident spectral peakedness for a permeable breakwater.



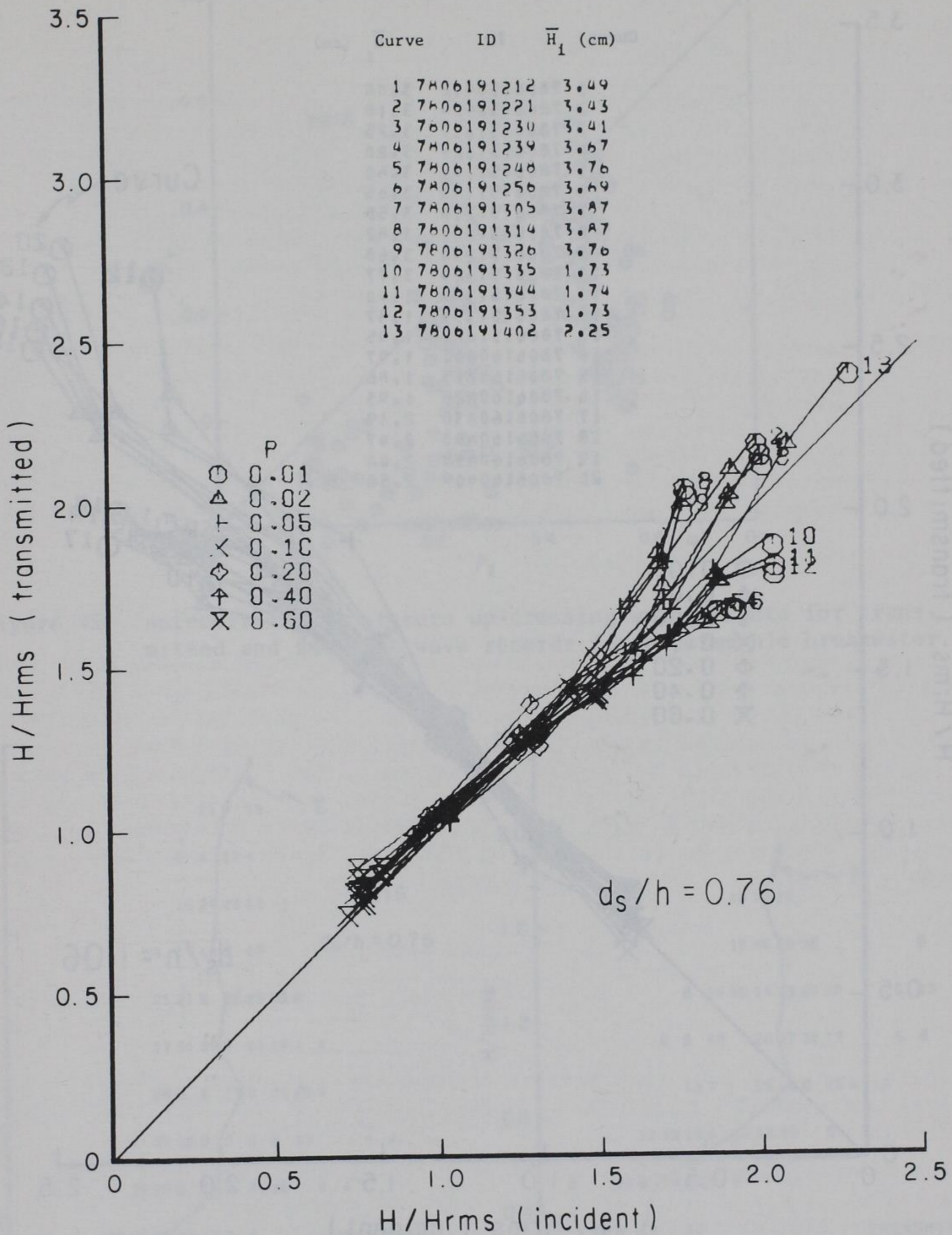


Figure 44. Comparison between incident and transmitted wave height distribution for a permeable breakwater (BW16).



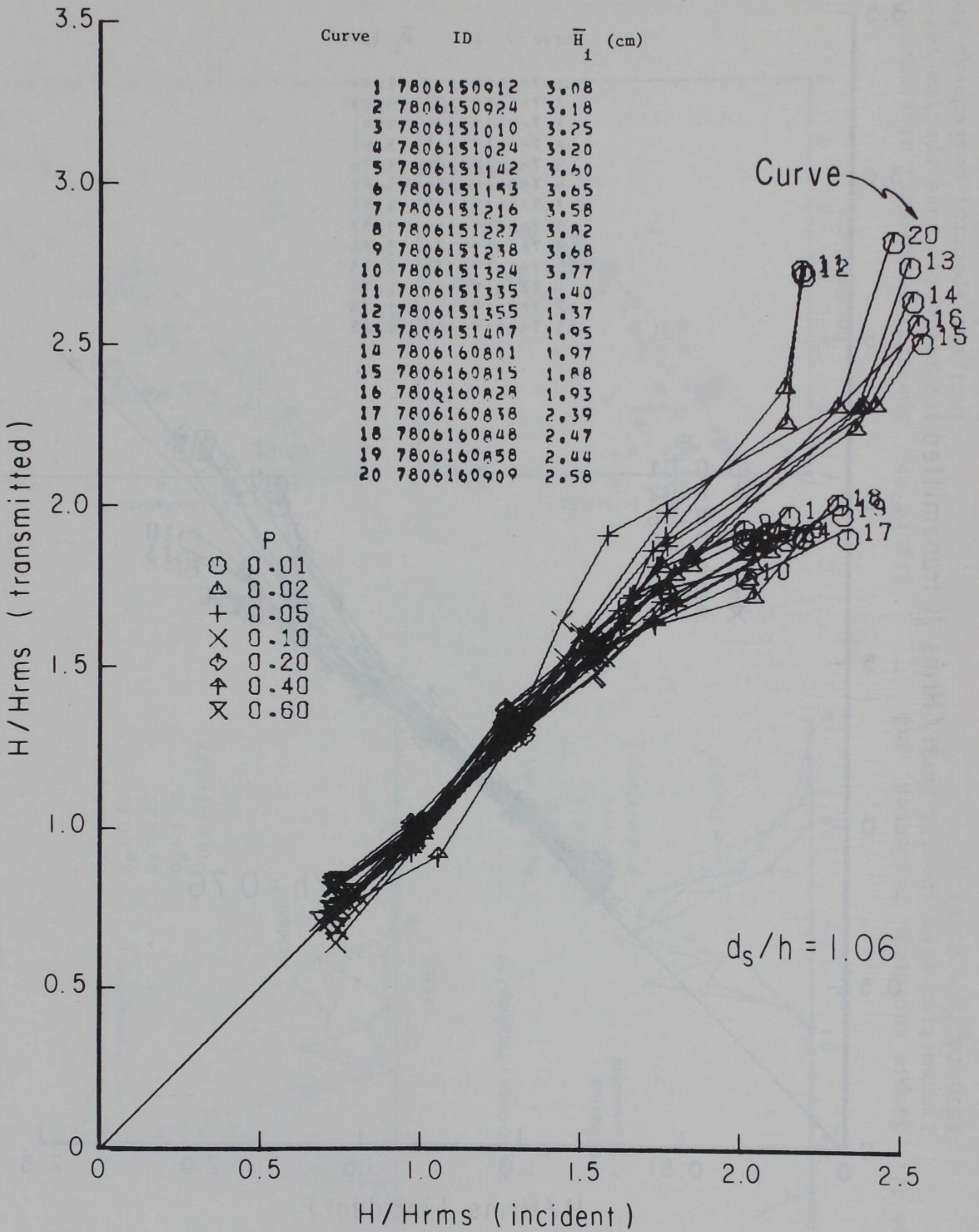


Figure 44. Comparison between incident and transmitted wave height distribution for a permeable breakwater (BW16).--Continued



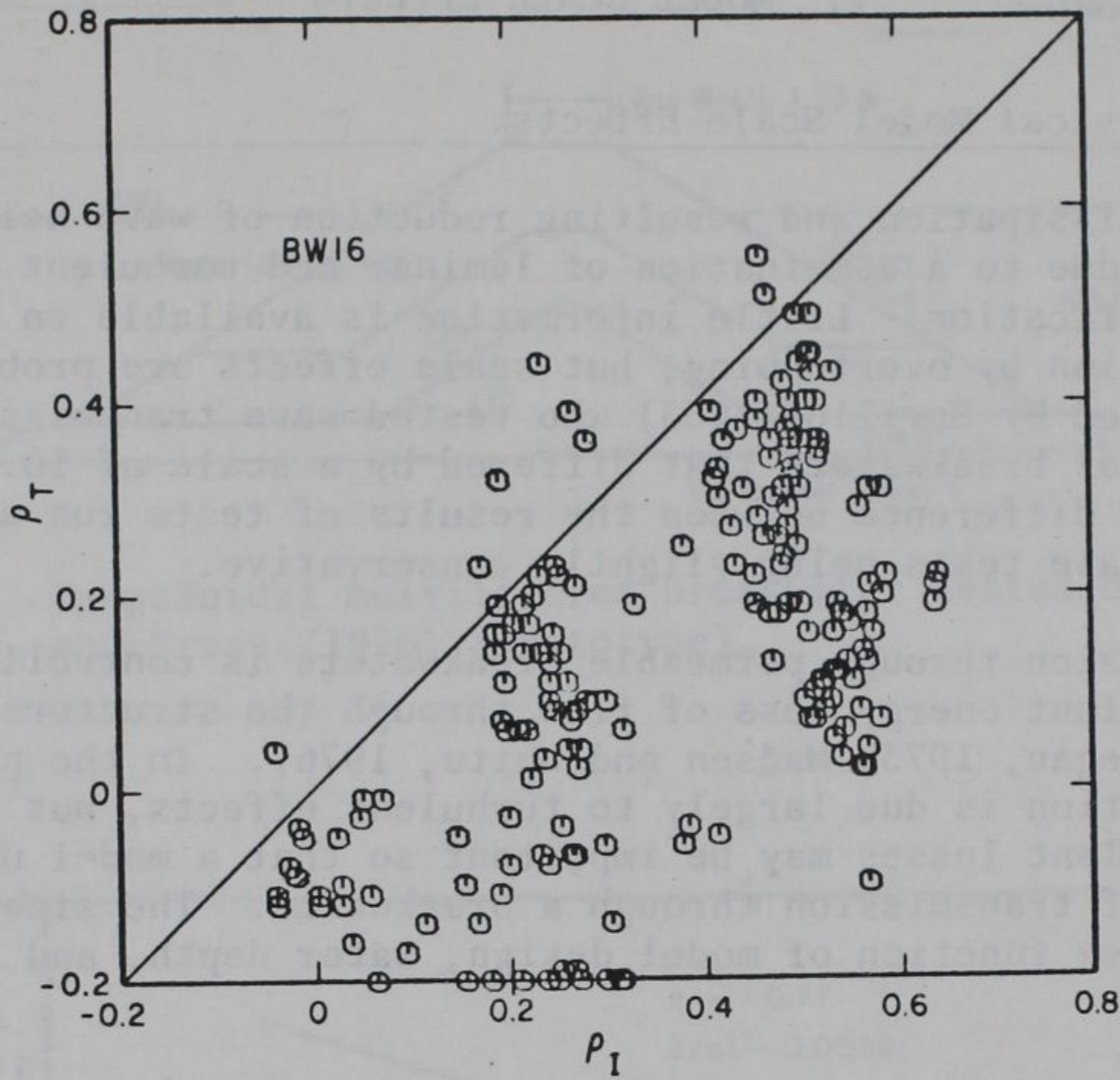


Figure 45. Autocorrelation of zero up-crossing wave heights for transmitted and incident wave records for a permeable breakwater.

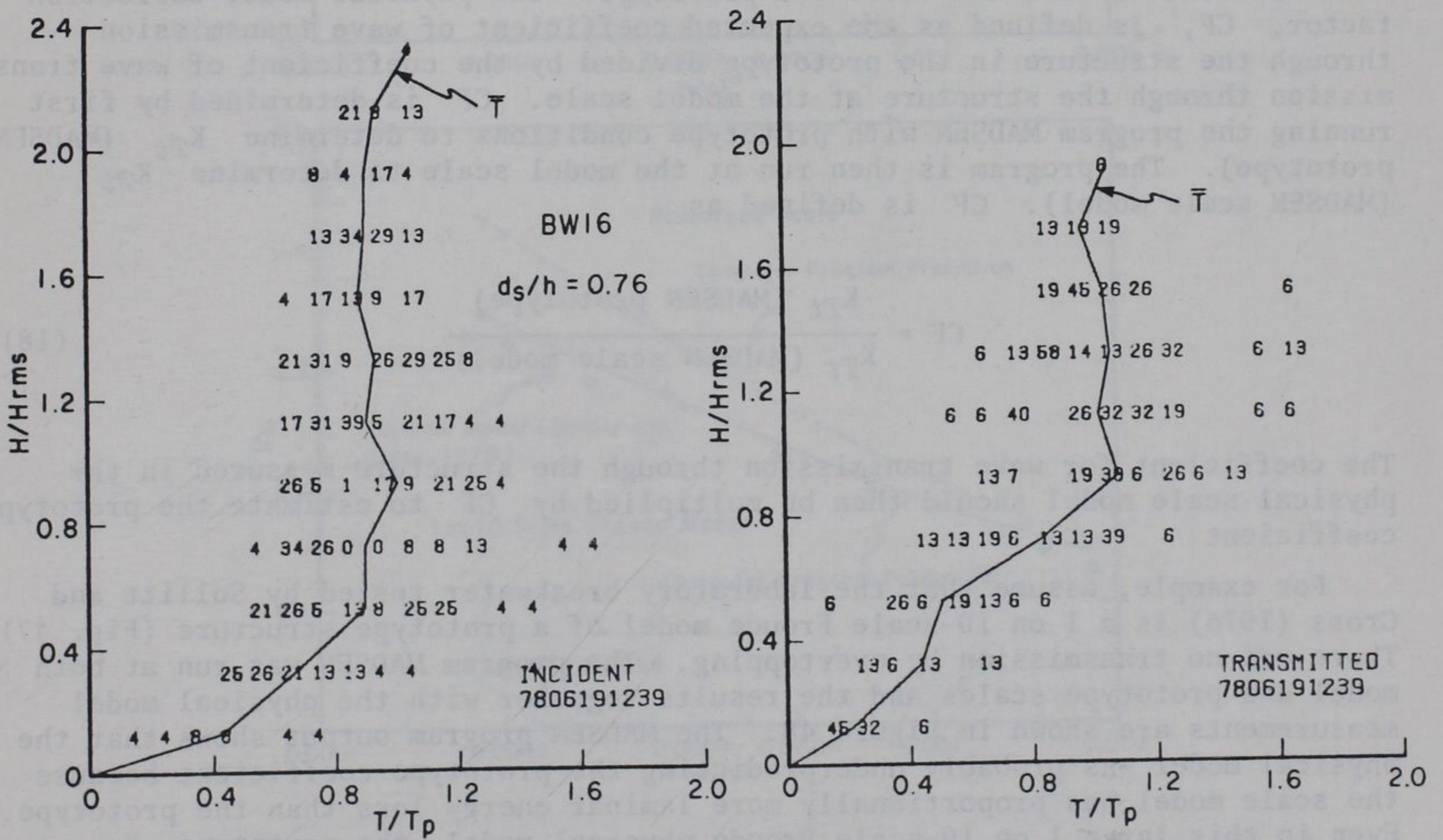


Figure 46. Sample joint distributions of wave height and period for an irregular wave condition and a permeable breakwater.



## V. MODEL SCALE EFFECTS

### 1. Causes of Physical Model Scale Effects.

Wave energy dissipation and resulting reduction of wave height produced by a breakwater are due to a combination of laminar and turbulent energy loss as well as wave modification. Little information is available on scale effects of wave transmission by overtopping, but scale effects are probably small. This is illustrated by Saville (1963) who tested wave transmission by overtopping for similar breakwaters that differed by a scale of 10. There was little systematic difference between the results of tests run at the two scales, with the small-scale tests being slightly conservative.

Wave transmission through permeable breakwaters is controlled primarily by laminar and turbulent energy loss of flow through the structure (Wilson and Cross, 1972; Keulegan, 1973; Madsen and White, 1976). In the prototype the wave height reduction is due largely to turbulent effects, but in a model laminar and turbulent losses may be important so that a model underpredicts the coefficient of transmission through a breakwater. The size of the scale effect is a complex function of model design, water depth, and wave height and period.

### 2. Interpreting and Applying Laboratory Results to Prototype Conditions.

The recommended method of estimating scale effects of transmission through permeable breakwaters is to use the computer program MADSEN to predict transmission coefficients for the model and prototype. The physical model correction factor, CF, is defined as the expected coefficient of wave transmission through the structure in the prototype divided by the coefficient of wave transmission through the structure at the model scale. CF is determined by first running the program MADSEN with prototype conditions to determine  $K_{Tt}$  (MADSEN prototype). The program is then run at the model scale to determine  $K_{Tt}$  (MADSEN scale model). CF is defined as

$$CF = \frac{K_{Tt} \text{ (MADSEN prototype)}}{K_{Tt} \text{ (MADSEN scale model)}} \quad (18)$$

The coefficient for wave transmission through the structure measured in the physical scale model should then be multiplied by CF to estimate the prototype coefficient.

For example, assume that the laboratory breakwater tested by Sollitt and Cross (1976) is a 1 on 10-scale Froude model of a prototype structure (Fig. 47). There was no transmission by overtopping. The program MADSEN was run at both model and prototype scales and the results together with the physical model measurements are shown in Figure 48. The MADSEN program output shows that the physical model was probably underpredicting the prototype coefficient because the scale model has proportionally more laminar energy loss than the prototype. Even in this large 1 on 10-scale Froude physical model, the prototype  $K_{Tt}$  is expected to be as much as 20 percent higher than in the scale model over the range of conditions tested.



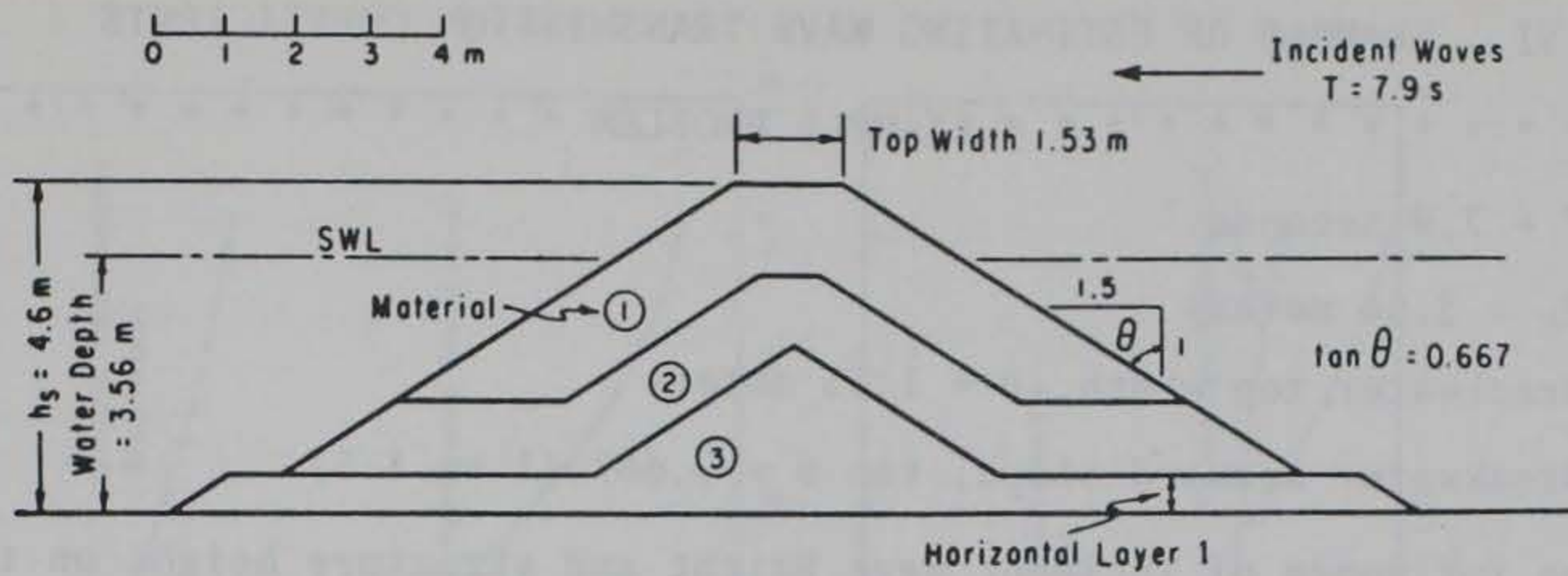


Figure 47. Trapezoidal multilayered breakwater tested by Sollitt and Cross (1976) (prototype).

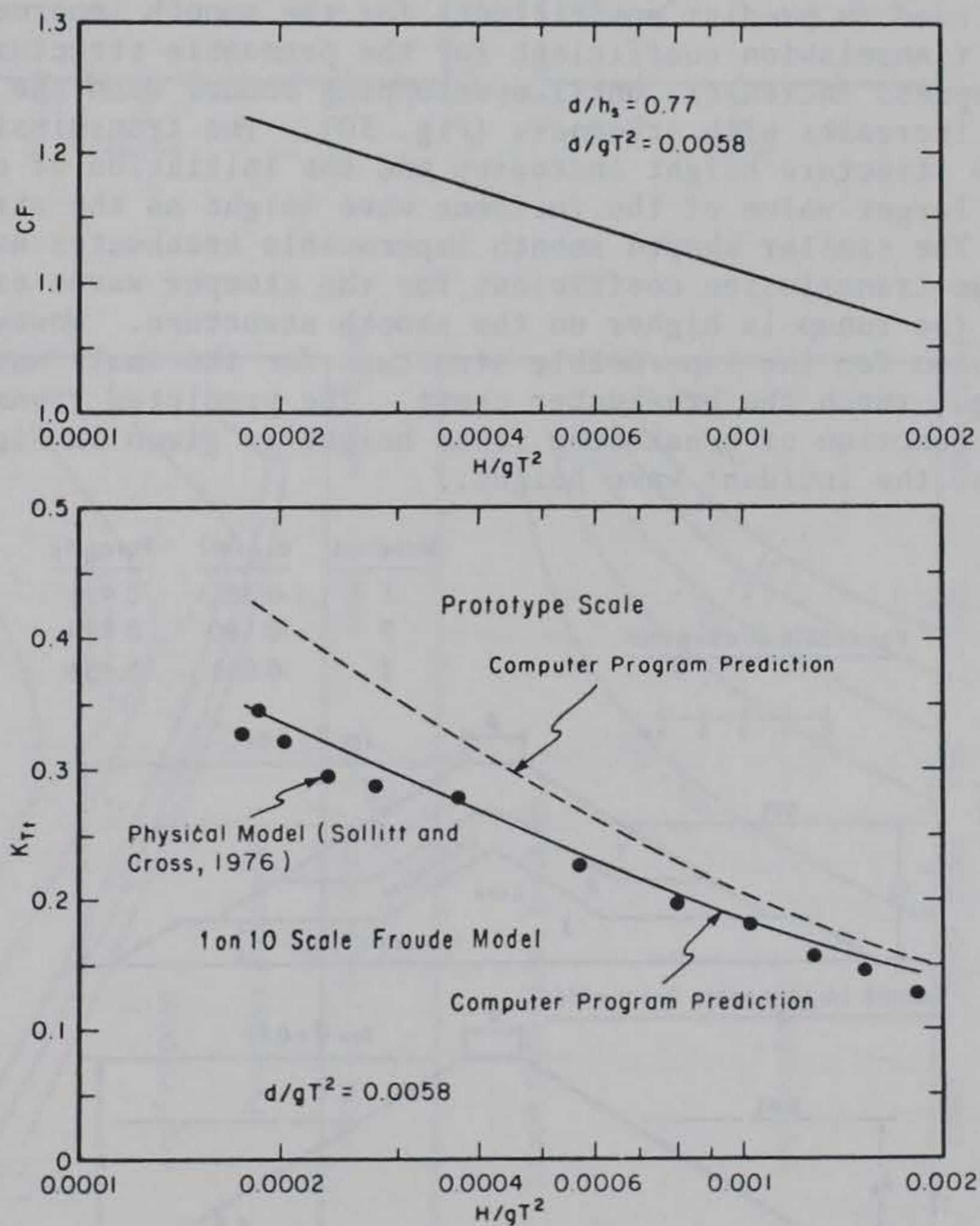


Figure 48. Physical model results and correction factors determined from the analytical model of Madsen and White (1976).



## VI. EXAMPLE OF ESTIMATING WAVE TRANSMISSION COEFFICIENTS

\*\*\*\*\* EXAMPLE PROBLEM \*\*\*\*\*

GIVEN:  $T = 7.9$  seconds

$d_s = 3.56$  meters

Breakwater top width,  $B = 1.53$  meters

Breakwater seaward slope,  $\tan \theta = 0.667$  (1 on 1.5)

FIND: The influence of incident wave height and structure height on the transmission coefficient for the permeable breakwater shown in the upper part of Figure 49 (change the structure height by varying the thickness of horizontal layer 1). Also, compare the predicted transmitted wave heights to heights for a similar smooth impermeable structure (lower part of Fig. 49).

SOLUTION: The computer program MADSEN (App. G) is used to predict wave transmission coefficients for the permeable structure and the program OVER (App. F) is used to predict coefficients for the smooth impermeable breakwater. The transmission coefficient for the permeable structure decreases as wave steepness increases, until overtopping occurs when the transmission coefficient increases with steepness (Fig. 50). The transmission coefficient decreases as structure height increases and the initiation of overtopping occurs at a larger value of the incident wave height as the structure height increases. The similar shaped smooth impermeable breakwater has larger values of the transmission coefficient for the steeper waves examined (Fig. 50) because the runup is higher on the smooth structure. However, there is no transmission for the impermeable structure for the small waves where the runup does not reach the breakwater crest. The predicted transmitted wave height as a function of breakwater crest height is given in Figure 51 for two values of the incident wave height.

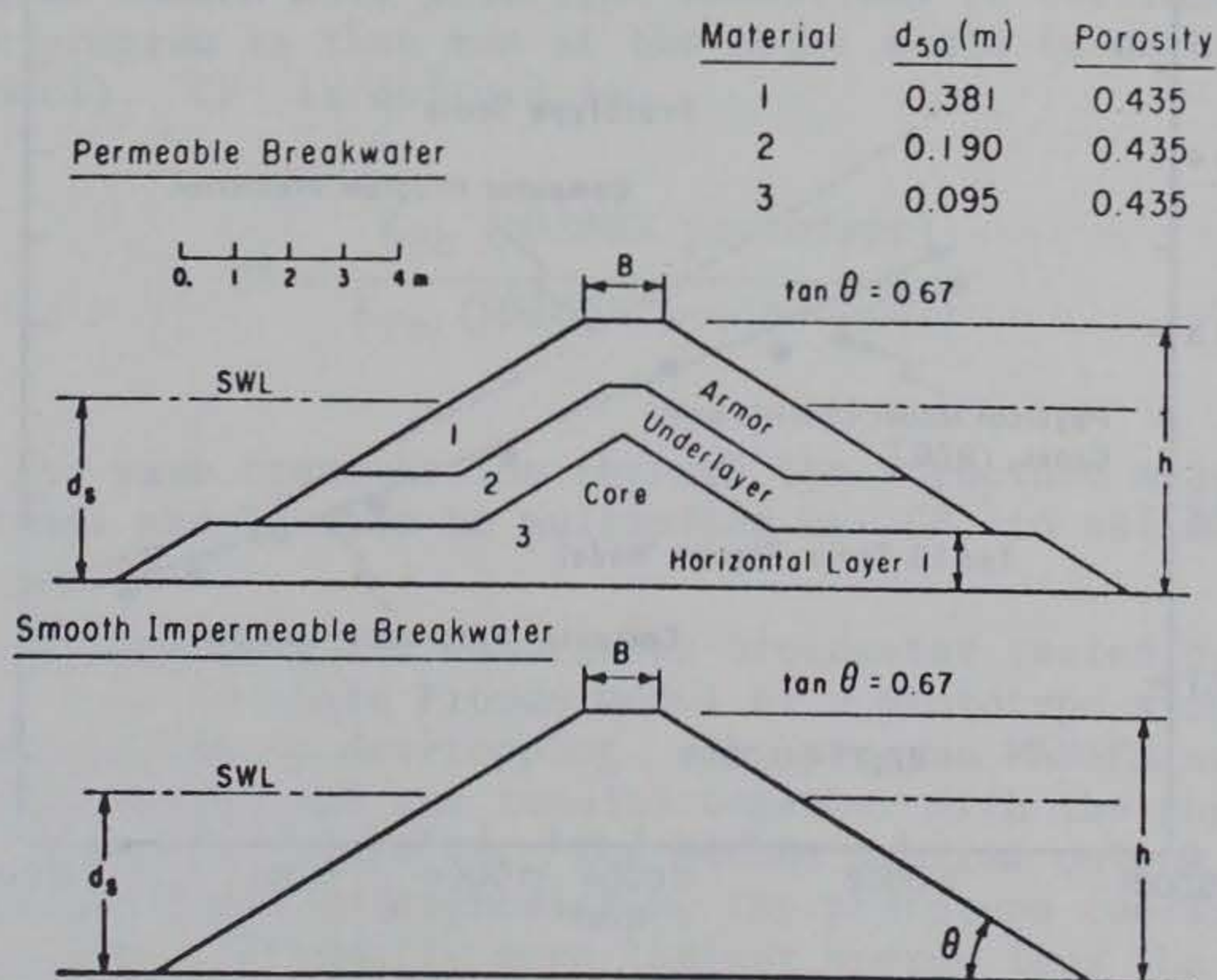


Figure 49. Breakwater cross sections used in the example for estimating wave transmission coefficients.



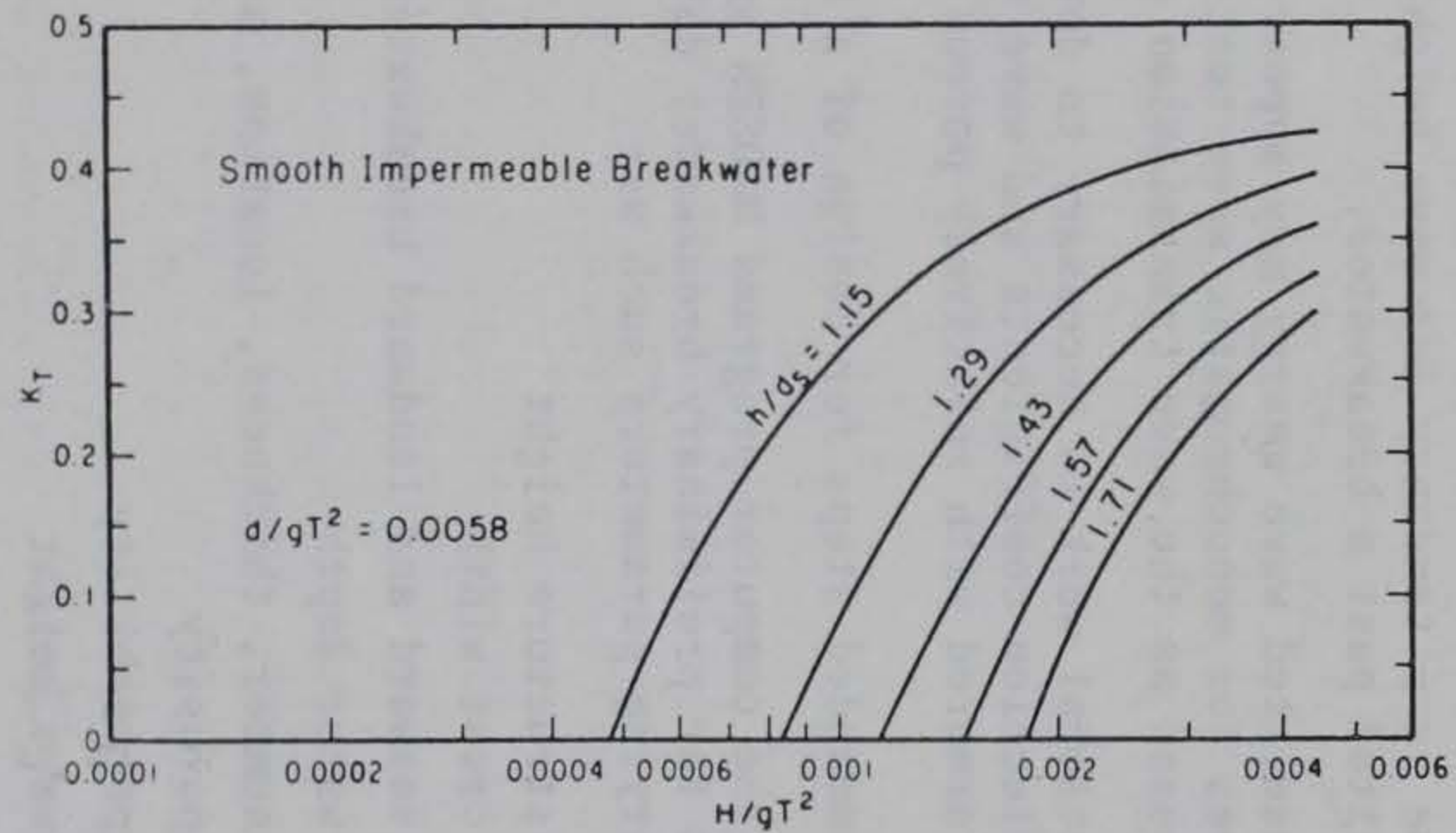
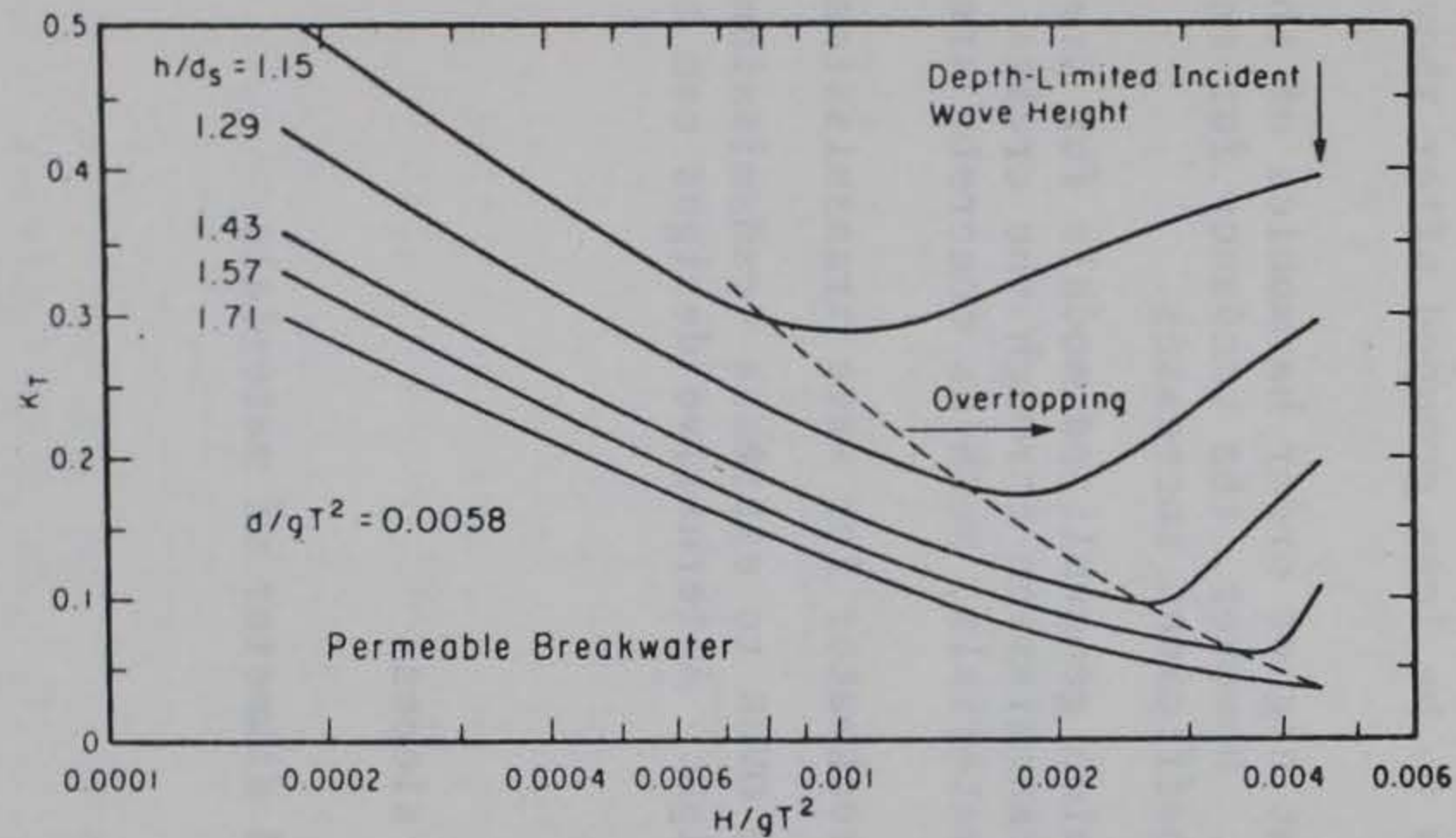


Figure 50. Predicted wave transmission coefficients.

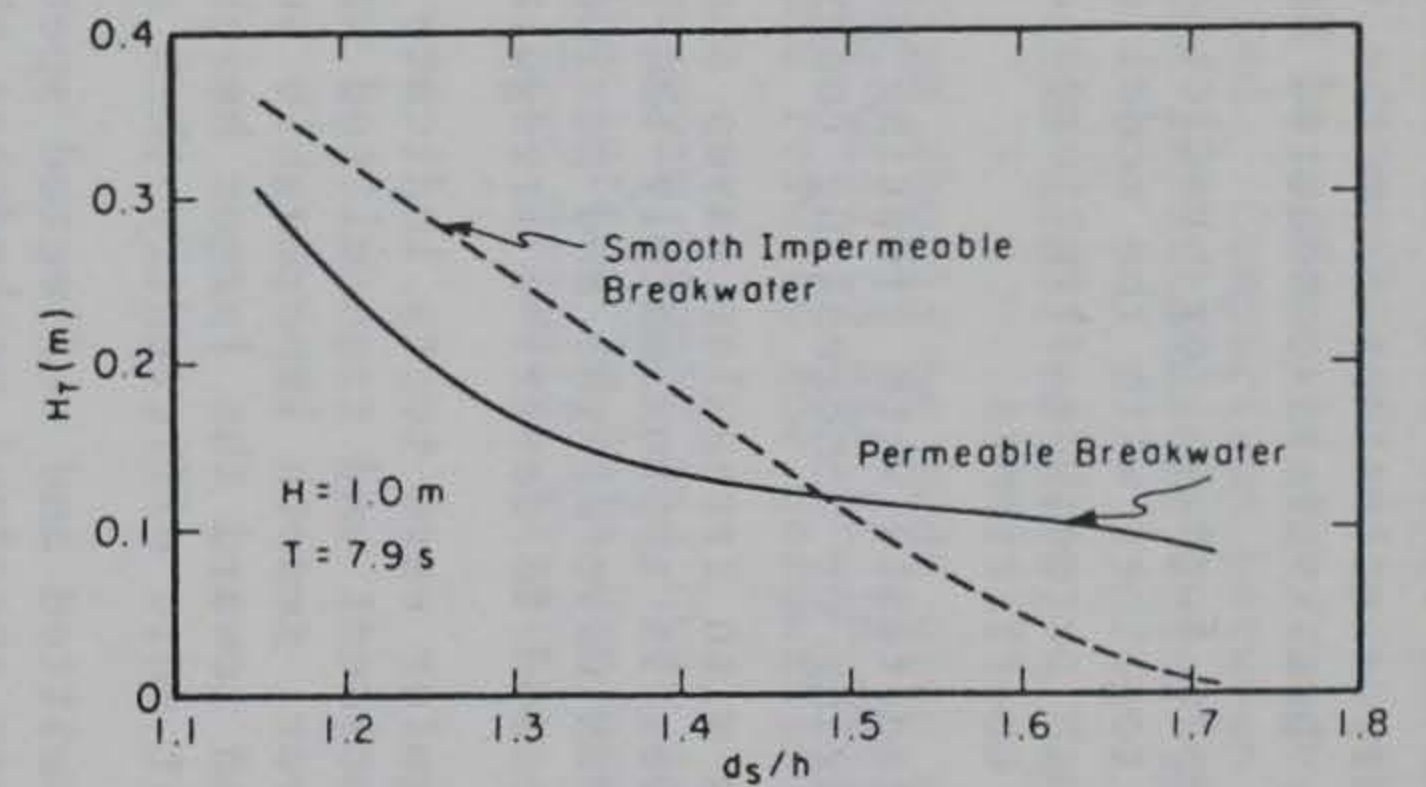
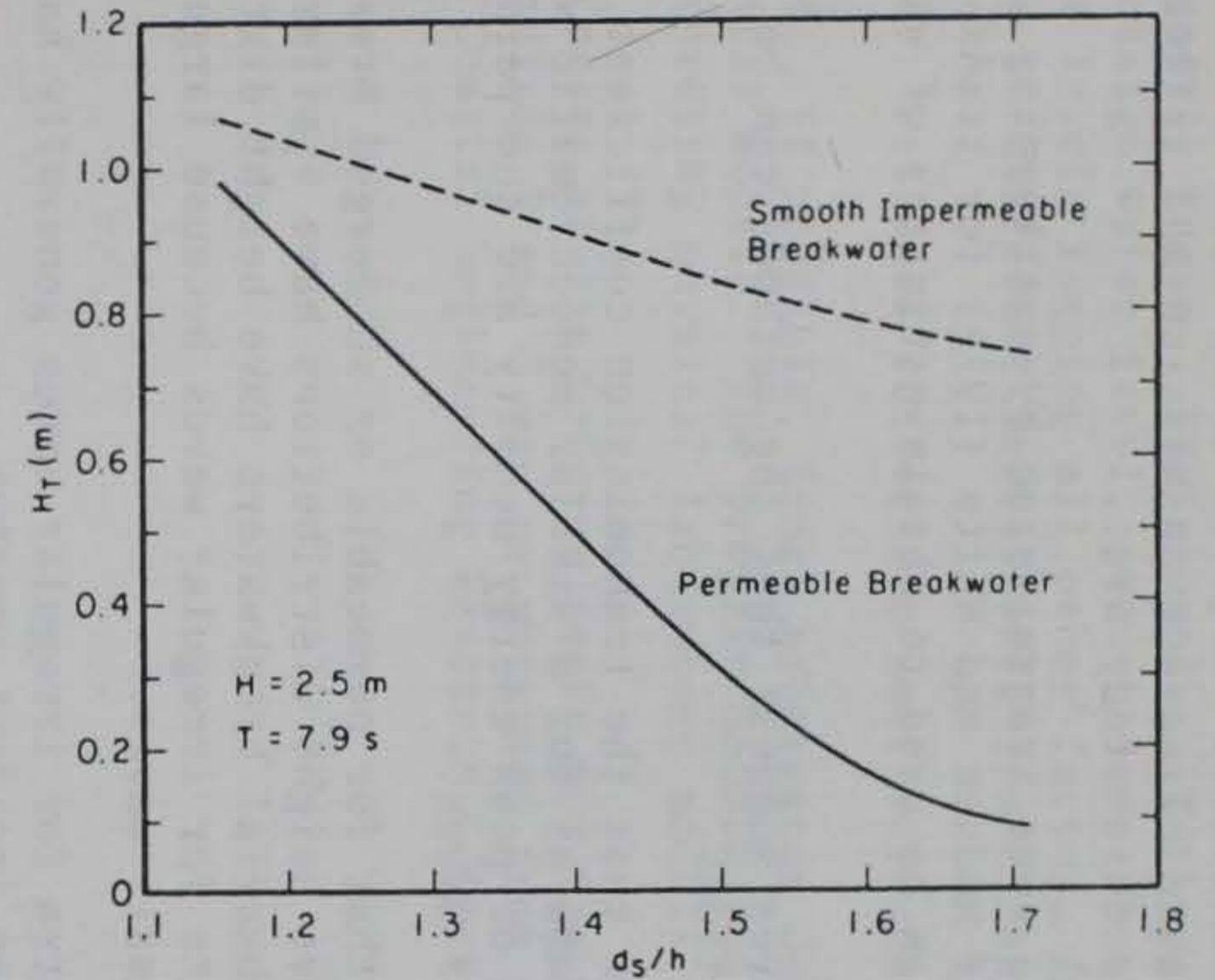


Figure 51. Predicted transmitted wave height as a function of breakwater crest height.



## VII. SUMMARY, CONCLUSIONS, AND RECOMMENDATIONS

The primary conclusions from the tests of wave transmission and reflection of laboratory breakwaters conducted for this study are:

1. A simple formula for predicting wave transmission by overtopping coefficients together with the model of Madsen and White (1976) for transmission through permeable structures can be used to obtain estimates of wave transmission coefficients.
2. Limited tests with breaking waves suggest that the methods can be used for breaking or nonbreaking conditions.
3. Tests with irregular waves show that the transmission coefficient for irregular waves is approximately the same as for a similar monochromatic wave test. The mean wave height and period of peak energy density are the parameters recommended to describe irregular waves.
4. Irregular wave tests indicate that for permeable or submerged breakwaters the incident and transmitted wave height distributions have similar shape. However, smooth impermeable subaerial breakwaters have height distributions biased toward the larger heights for irregular waves because large waves transmit more efficiently than small waves.
5. Transmitted and reflected spectra for irregular waves generally have equal or higher spectral peakedness than incident spectra.
6. Joint wave height-period distributions have similar dimensionless shapes for incident and transmitted wave records.
7. There is a tendency for wave heights to be less grouped after they have transmitted past a breakwater.
8. Transmitted wave energy may appear at higher order harmonics of the incident waves for monochromatic wave tests. However, the tendency for energy shifts decreases as the wave transmission coefficient increases.
9. Additional work is necessary to develop generalized models for predicting wave reflection coefficients and wave transmission through the crests of breakwaters armored with relatively porous materials, such as concrete armor units.

The recommended steps for design of a breakwater for wave transmission are:

1. Use the computer programs MADSEN and OVER to estimate transmission coefficients for preliminary breakwater design. Alternative designs can be tested by varying parameters such as:
  - (a) structure height
  - (b) crest width
  - (c) seaward and landward breakwater slopes
  - (d) water depth
  - (e) number, thickness, location, and diameter of materials
  - (f) porosity
  - (g) permeability
  - (h) wave height
  - (i) wave period



2. A sensitivity analysis is recommended on those input parameters that are poorly known. For example, if there is some uncertainty in the value of the design water level, predictions should be made over the range of expected water levels keeping all other factors fixed. Comparison between the predictions at different levels will indicate the importance of water level.

3. Estimate reflection coefficients from model results.

4. If possible, final breakwater design should be made with the use of physical models. The program MADSEN can be used to assist in designing and interpreting physical laboratory models and results for permeable breakwaters.

Copies of the program decks for the program MADSEN and OVER described in Appendixes F and G may be obtained from the Automatic Data Processing Coordinator, Coastal Engineering Research Center, Fort Belvoir, Virginia 22060.



## LITERATURE CITED

- AHRENS, J., and McCARTNEY, B.L., "Wave Period Effect on the Stability of Riprap," *Proceedings of Civil Engineering in the Oceans/III*, American Society of Civil Engineers, 1975, pp. 1019-1034 (also Reprint 76-2, U.S. Army, Corps of Engineers, Coastal Engineering Research Center, Fort Belvoir, Va., NTIS A029 726).
- AHRENS, J., "Irregular Wave Runup," *Proceedings of the Coastal Structures '79 Conference*, American Society of Civil Engineers, 1979, pp. 998-1019.
- BOTTIN, R., CHATHAM, C., and CARVER, R., "Waianae Small-Boat Harbor, Oahu, Hawaii, Design for Wave Protection," TR H-76-8, U.S. Army Engineer Waterways Experiment Station, Vicksburg, Miss., May 1976.
- CROSS, R. and SOLLITT, C., "Wave Transmission by Overtopping," Technical Note No. 15, Massachusetts Institute of Technology, Ralph M. Parsons Laboratory, July 1971.
- DAVIDSON, D., "Stability and Transmission Tests of Tribar Breakwater Section Proposed for Monterey Harbor, California," MP H-69-11, U.S. Army Engineer Waterways Experiment Station, Vicksburg, Miss., Sept. 1969.
- FRANZIUS, L., "Wirkung und Wirtschaftlichkeit von Rauhdeckwerken im Hinblick auf den Wellenauflauf," *Mitteilungen des Franzius-Instituts für Grund- und Wasserbau der TH Hannover*, Heft 25, 1965, pp. 149-268 (in German).
- GALVIN, C.J., Jr., "Breaker Type Classification on Three Laboratory Beaches," *Journal of Geophysical Research*, Vol. 73, No. 12, June 1968, pp. 3651-3659.
- GODA, Y., "Reanalysis of Laboratory Data on Wave Transmission Over Breakwaters," *Report of the Port and Harbour Research Institute*, Vol. 18, No. 3, Sept. 1969.
- GODA, Y., "Numerical Experiments on Wave Statistics with Spectral Simulation," *Report of the Port and Harbour Research Institute*, Vol. 9, No. 3, 1970.
- GODA, Y., "The Observed Joint Distribution of Periods and Heights of Sea Waves," *Proceedings of the 16th Conference on Coastal Engineering*, 1978.
- GODA, Y., and SUZUKI, Y., "Estimation of Incident and Reflected Waves in Random Wave Experiments," *Proceedings of the 15th Coastal Engineering Conference*, Vol. 1, Ch. 48, 1976, pp. 828-845.
- GUNBAK, A., "Rubble Mound Breakwaters," Report No. 1, Division of Port and Ocean Engineering, The University of Trondheim, Trondheim, Norway, 1979.
- HUDSON, R., "Design of Quarry-Stone Cover Layers for Rubble-Mound Breakwaters," Research Report No. 22, U.S. Army Engineer Waterways Experiment Station, Vicksburg, Miss., July 1958.
- JACKSON, R.A., "Design of Cover Layers for Rubble-Mound Breakwaters Subjected to Nonbreaking Waves," Research Report No. 2-11, U.S. Army Engineer Waterways Experiment Station, Vicksburg, Miss., June 1968.



- KEULEGAN G.H., "Wave Transmission Through Rock Structures," Research Report No. H-73-1, U.S. Army Engineer Waterways Experiment Station, Vicksburg, Miss., Feb. 1973.
- LAMARRE, P., "Water-wave Transmission by Overtopping of an Impermeable Breakwater," M.S. Thesis, Massachusetts Institute of Technology, Sept. 1967.
- MADSEN, O.S., and WHITE, S.M., "Reflection and Transmission Characteristics of Porous Rubble-Mound Breakwaters," MR 76-5, U.S. Army, Corps of Engineers, Coastal Engineering Research Center, Fort Belvoir, Va., Mar. 1976.
- RYE, H., "Wave Group Formation Among Storm Waves," *Proceedings of the 12th Conference on Coastal Engineering*, 1974, pp. 164-183.
- RYE, H., "The Stability of Some Currently Used Wave Parameters," *Coastal Engineering*, Vol. 1, 1977, pp. 17-30.
- SAVAGE, R.P., "Laboratory Data on Wave Runup on Roughened and Permeable Slopes," TM-109, U.S. Army, Corps of Engineers, Beach Erosion Board, Washington, D.C., Mar. 1959.
- SAVILLE, T., Jr., "Laboratory Data on Wave Runup and Overtopping on Shore Structures," TM-64, U.S. Army, Corps of Engineers, Beach Erosion Board, Washington, D.C., Oct. 1955.
- SAVILLE, T., Jr., "Hydraulic Model Study of Transmission of Wave Energy by Low-Crested Breakwater: Ship Mooring Study, West Coast of Point Loma, San Diego, California," unpublished Memorandum for Record, U.S. Army, Corps of Engineers, Beach Erosion Board, Washington, D.C., Aug. 1963.
- SOLLITT, C.K., and CROSS, R.H., "Wave Reflection and Transmission at Permeable Breakwaters," TP 76-8, U.S. Army, Corps of Engineers, Coastal Engineering Research Center, Fort Belvoir, Va., July 1976.
- STOA, P.N., "Reanalysis of Wave Runup on Structures and Beaches," TP 78-2, U.S. Army, Corps of Engineers, Coastal Engineering Research Center, Fort Belvoir, Va., Mar. 1978.
- U.S. ARMY, CORPS OF ENGINEERS, COASTAL ENGINEERING RESEARCH CENTER, *Shore Protection Manual*, 3d ed., Vols. I, II, and III, Stock No. 008-022-00113-1, U.S. Government Printing Office, Washington, D.C., 1977, 1,262 pp.
- WEGGEL, J.R., "Wave Overtopping Equation," *Proceedings of the 15th Coastal Engineering Conference*, American Society of Civil Engineers, July 1976, pp. 2737-2755 (also Reprint 77-7, U.S. Army, Corps of Engineers, Coastal Engineering Research Center, Fort Belvoir, Va., NTIS A042 678).
- WILSON, K., and CROSS, R., "Scale Effects in Rubble-Mound Breakwaters," *Proceedings of the 13th Coastal Engineering Conference*, American Society of Civil Engineers, Vol. 3, 1972, pp. 1873-1884.





## APPENDIX A

### BREAKWATER GEOMETRIES

Each of the breakwaters tested is assigned an identifying code (e.g., BW1). This appendix includes a cross-section drawing and a brief description of each of the breakwaters. Note that breakwaters 1 to 12 (Figs. A-1 to A-14) were tested on a flat tank bottom; breakwaters 13 to 17 (Figs. A-15 to A-19) had a 1 on 15 fronting slope 3.75 meters long. Materials used in construction of the structures are identified by a circled letter; material characteristics are discussed in Appendix B.





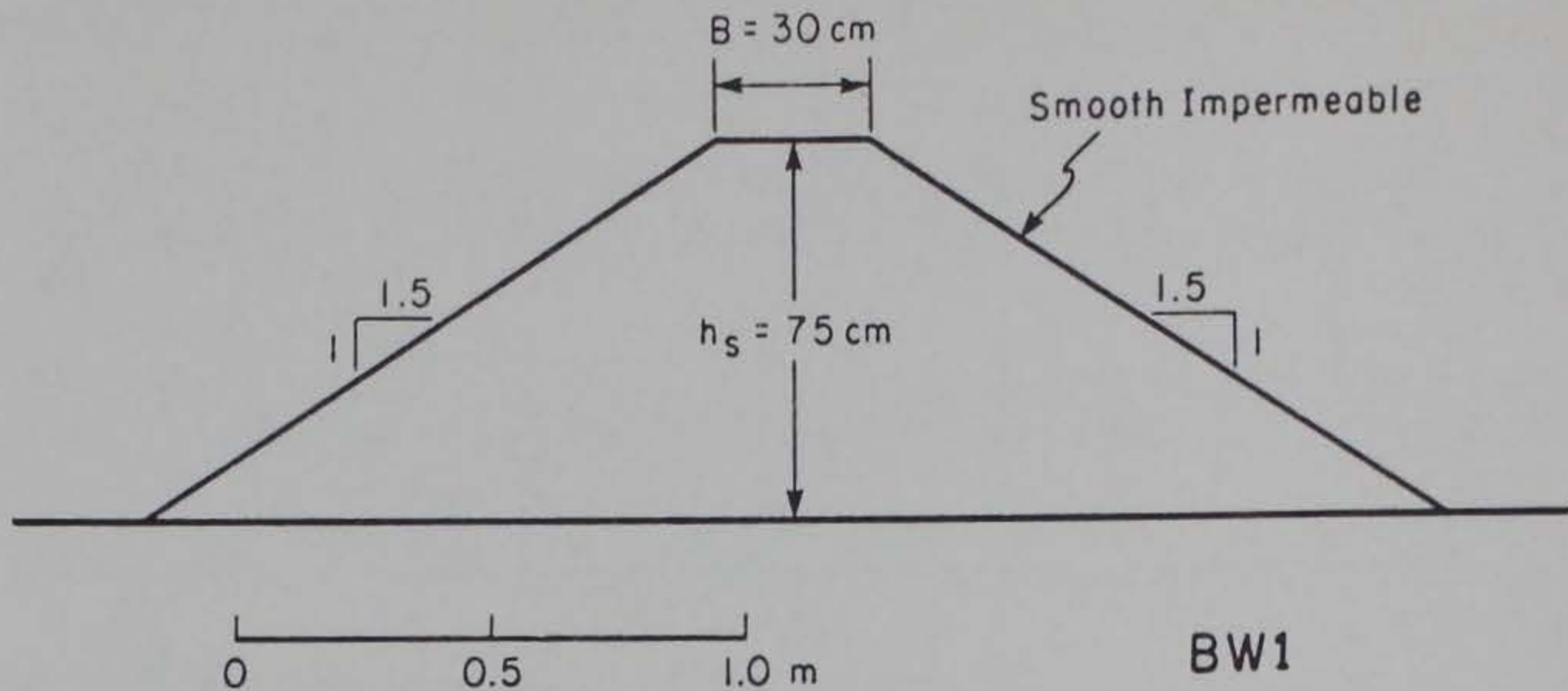


Figure A-1. Breakwater 1 cross section.

BW1 is a smooth impermeable structure tested for wave transmission by overtopping and reflection. Note that simultaneous measurements of wave runup were being made on a smooth 1 on 1.5 slope in an adjacent flume by Ahrens (1978) while the breakwater tests were underway (see Fig. 1).

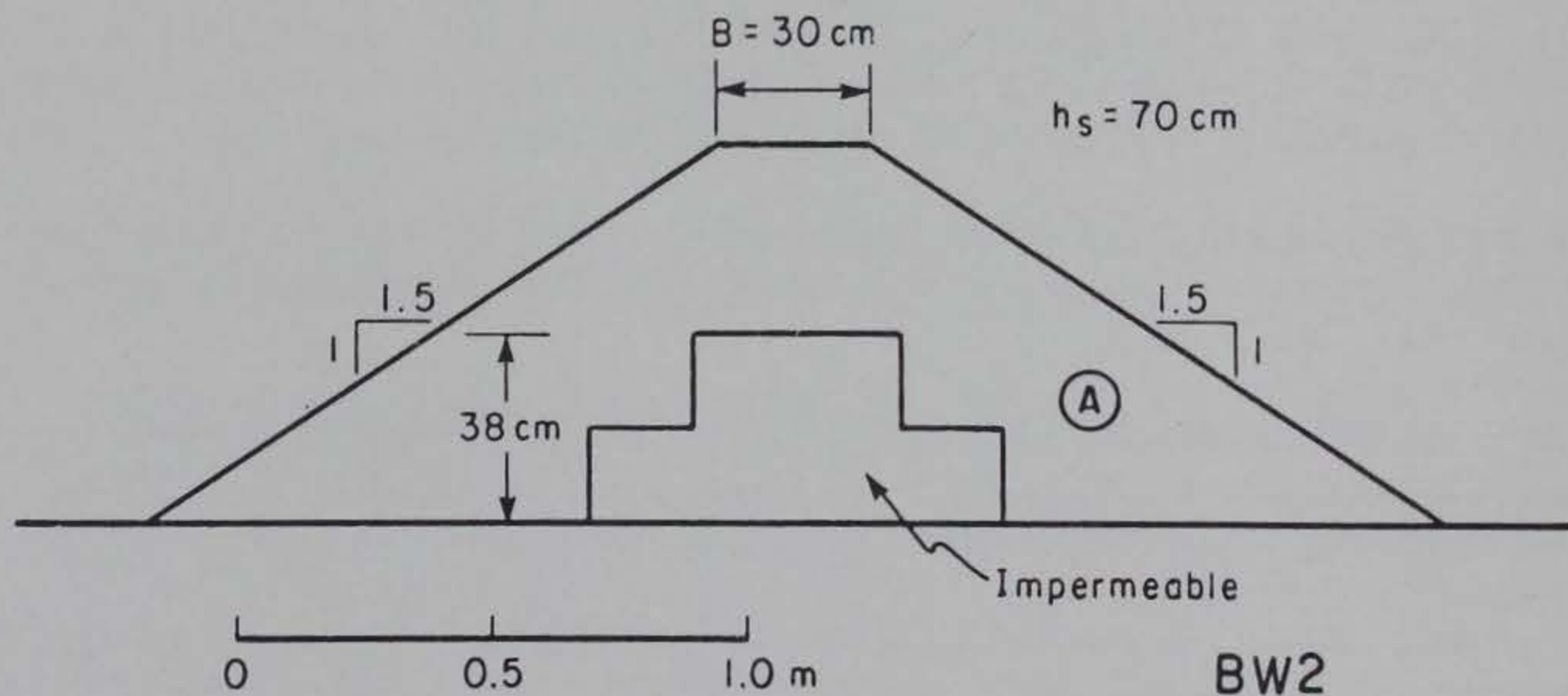


Figure A-2. Breakwater 2 cross section.

BW2 is similar to a casson breakwater that has been rehabilitated by adding rock armor units. The major emphasis of these tests was to examine the effects of wave period and height on transmission and reflection. Armor material was randomly placed.



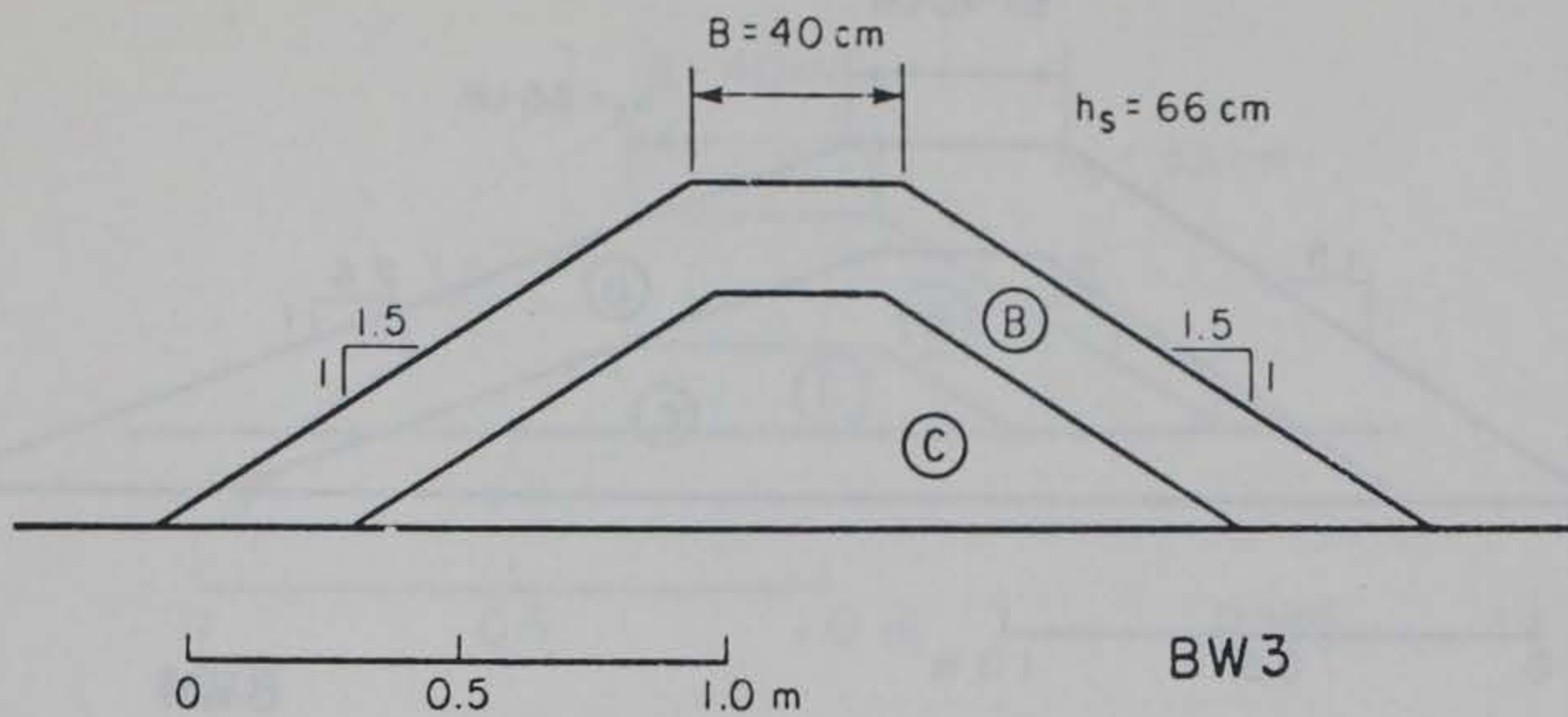


Figure A-3. Breakwater 3 cross section.

BW3 has an armor two units thick of angular stone. A moderate amount of fitting was used in placing the armor, especially near the crest. Core material was placed by dumping.

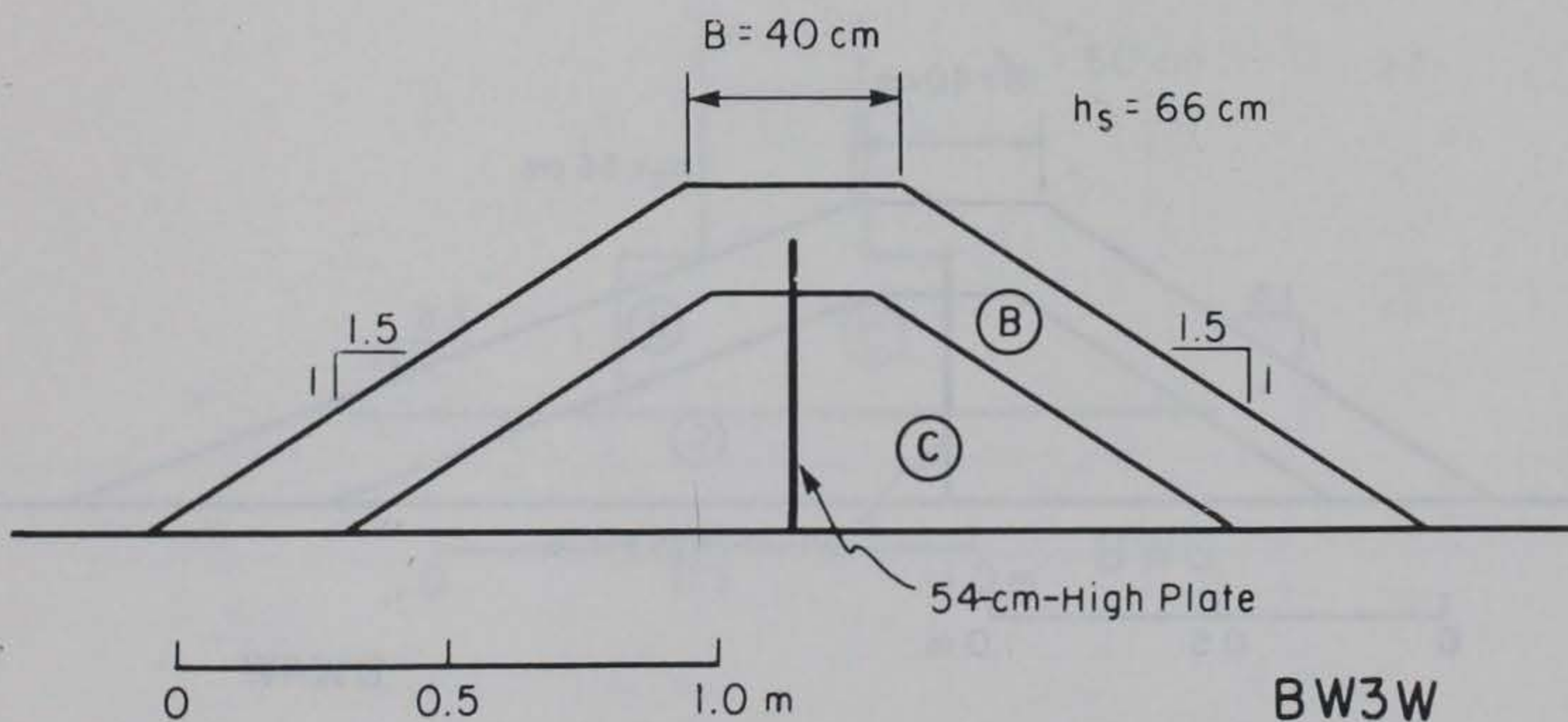


Figure A-4. Breakwater 3W cross section.

BW3W is similar to BW3, except that a 5-millimeter-thick metal plate was installed in the center of the structure. The caulked plate extended from the bottom to within one armor unit of the crest (54 centimeters high).



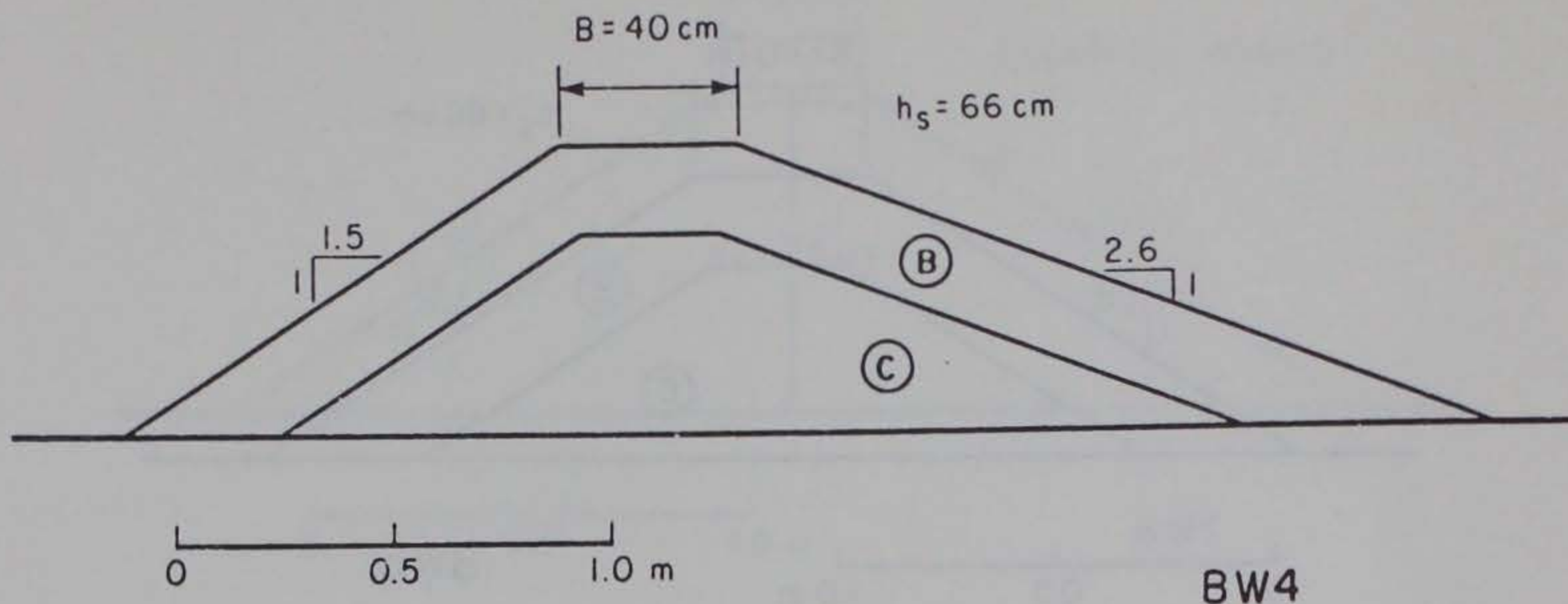


Figure A-5. Breakwater 4 cross section.

BW4 is similar to BW3, except with a 1 on 2.6 front-face slope.

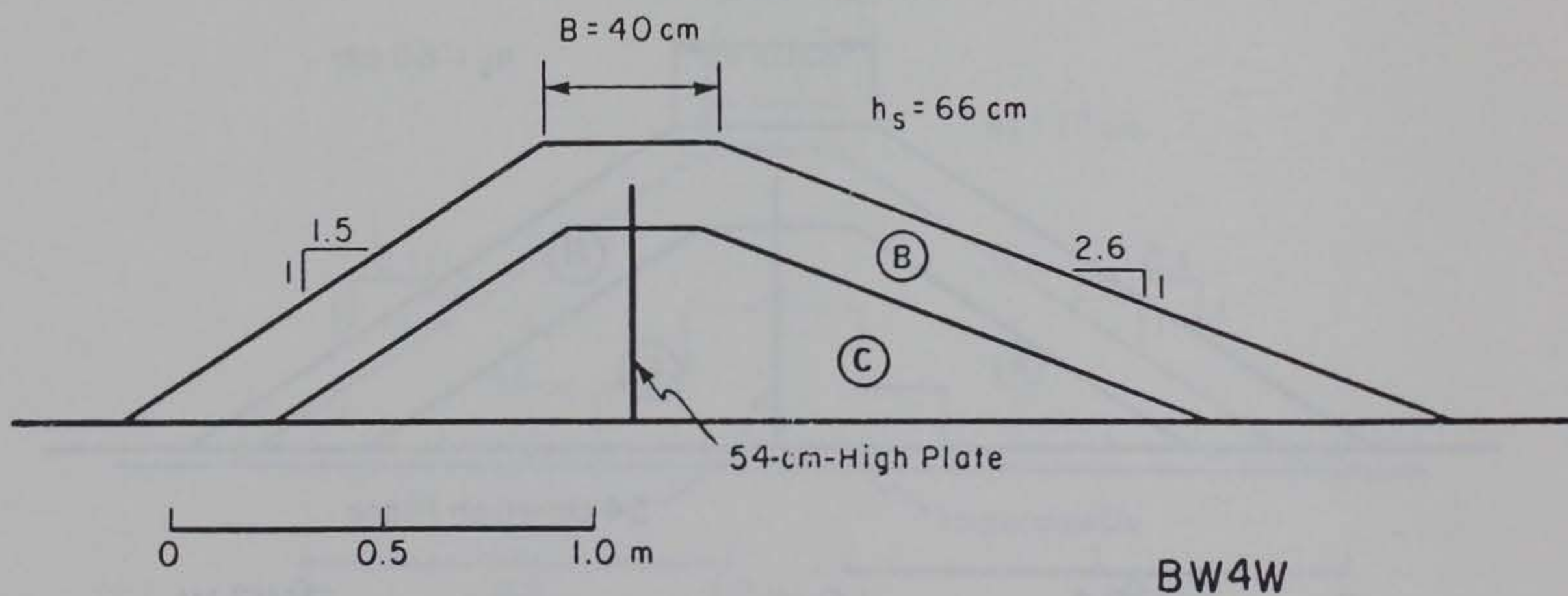


Figure A-6. Breakwater 4W cross section.

BW4W is similar to BW4, but includes a 54-centimeter-high impermeable plate in the center of the structure.



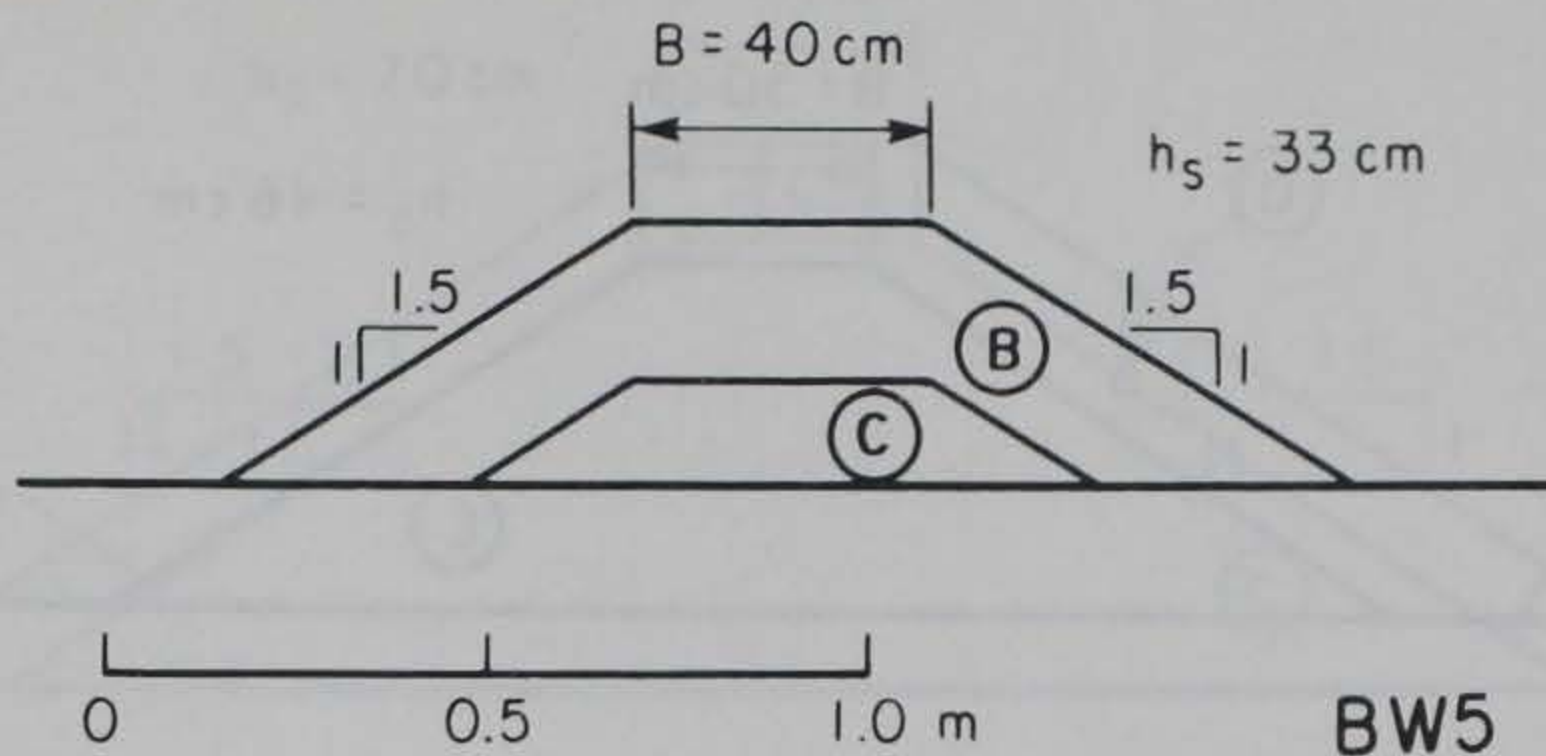


Figure A-7. Breakwater 5 cross section.

BW5, geometrically similar to the upper part of BW3, is typical of a breakwater built in relatively shallow water. The armor unit size is large compared to the structure height and the core size relatively small.

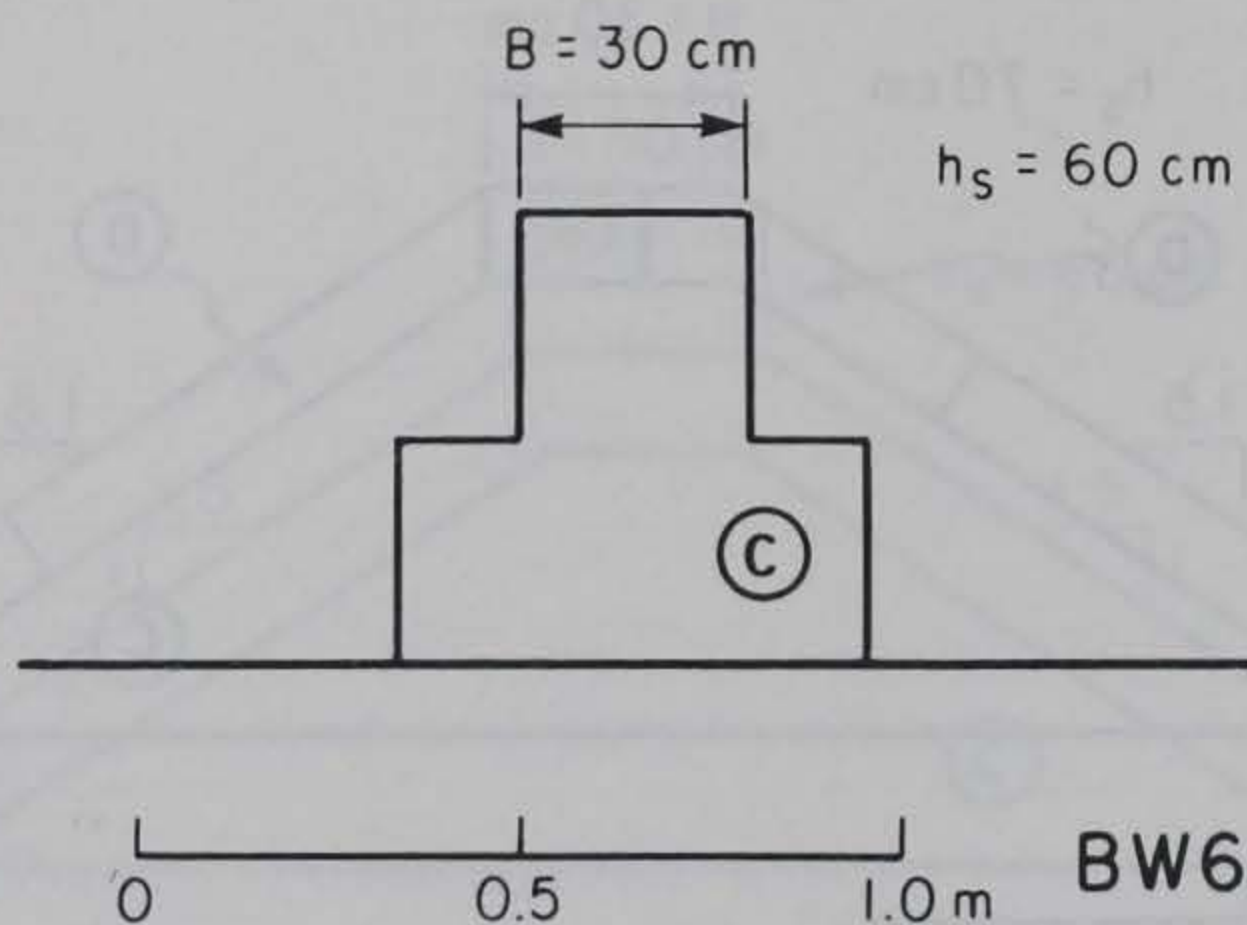


Figure A-8. Breakwater 6 cross section.

BW6 was made of three triangular, fine wire containers filled with core material.



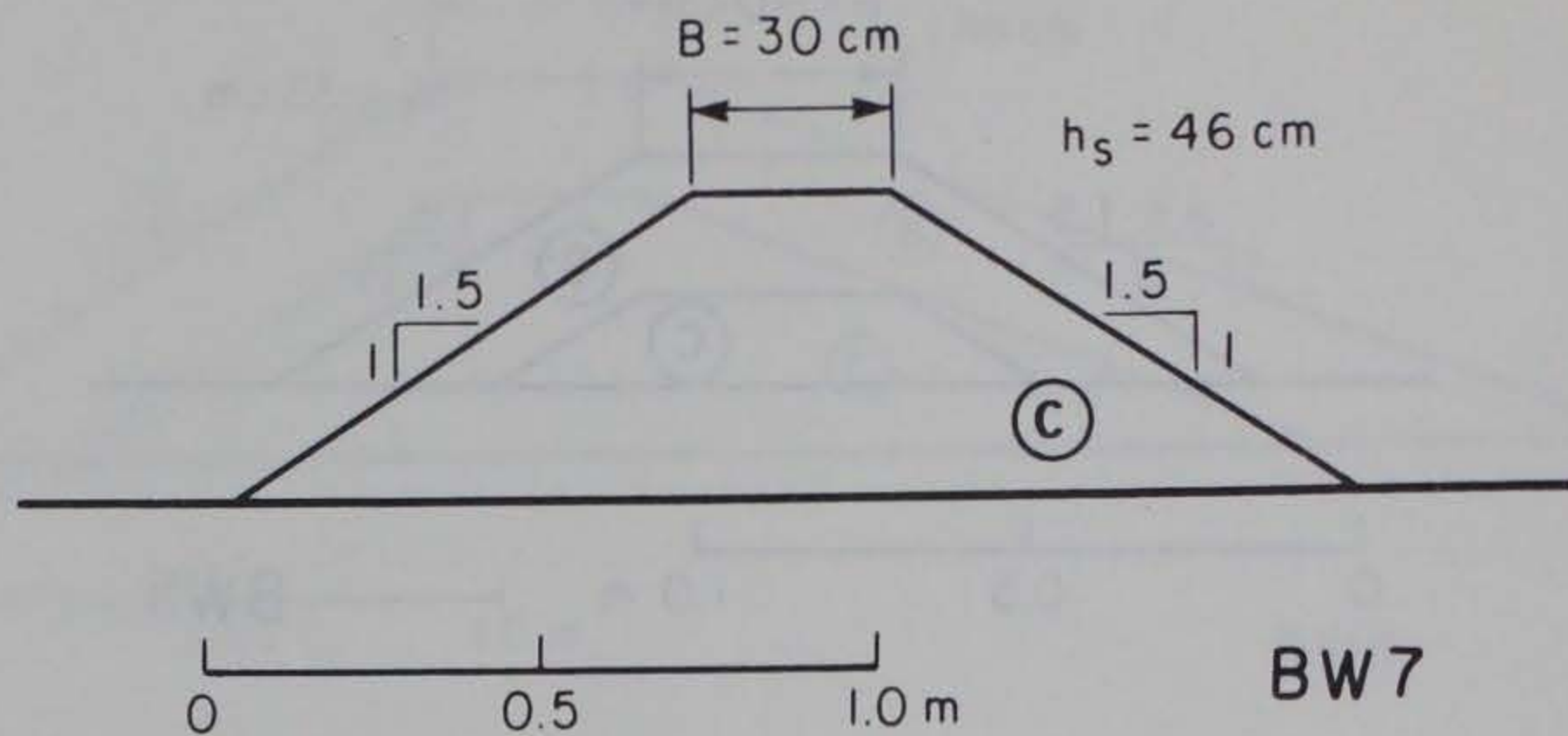


Figure A-9. Breakwater 7 cross section.

BW7 is geometrically similar to the core of BW3. The material was held in a fine wire structure to prevent motion of the stone.

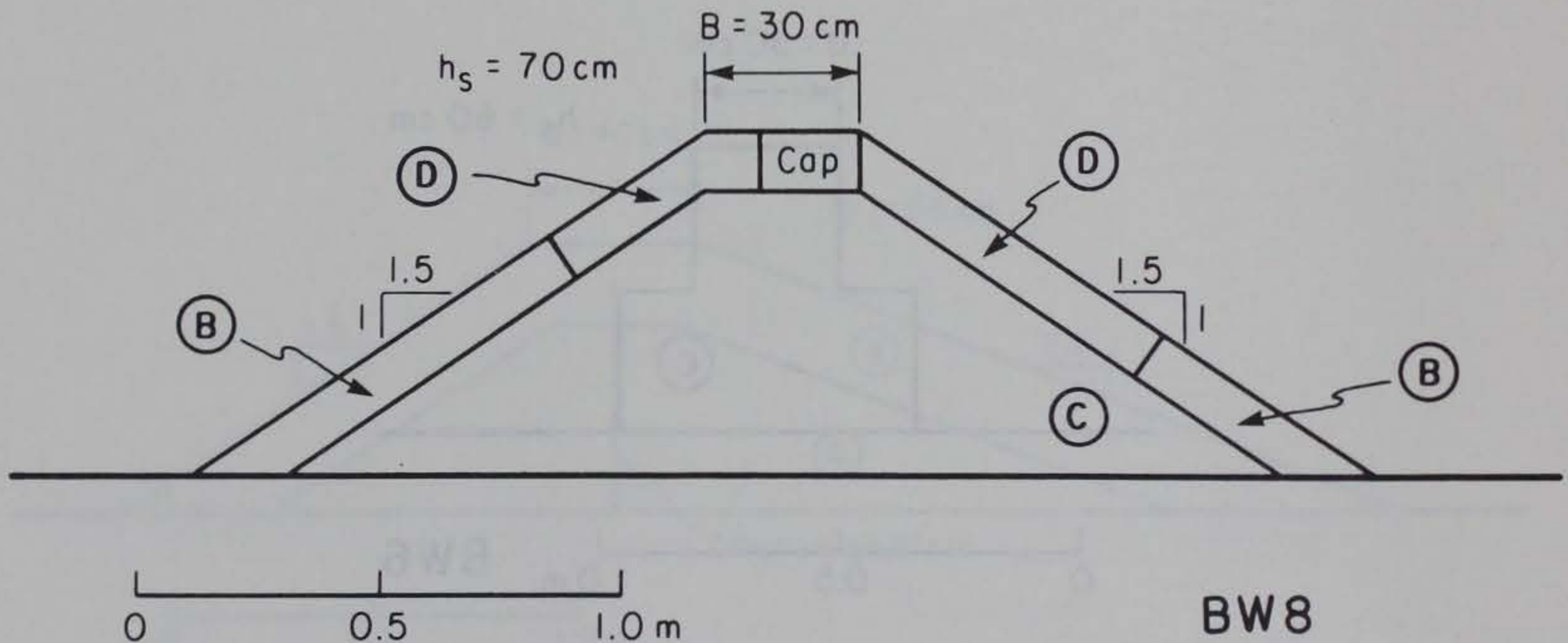


Figure A-10. Breakwater 8 cross section.

BW8 uses dolos artificial units as part of the armor material on both the front and back of the structure near the crest. Stone was used in the lower parts of the armor. A moderate amount of fitting was used in placing the armor units. An impermeable cap was installed toward the seaward side of the crest.



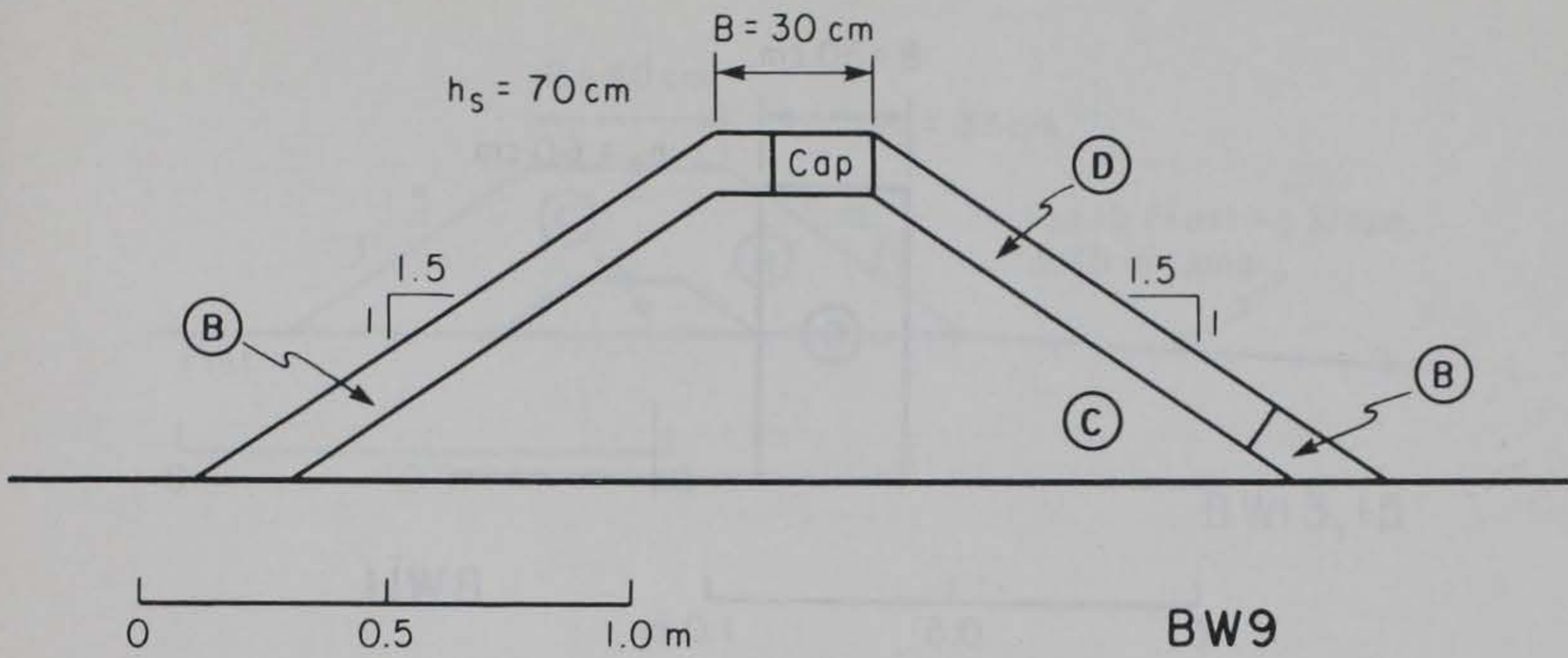


Figure A-11. Breakwater 9 cross section.

BW9 is similar to BW8, except that armor units have been arranged so that all of the dolos units are on the seaward side of the structure.

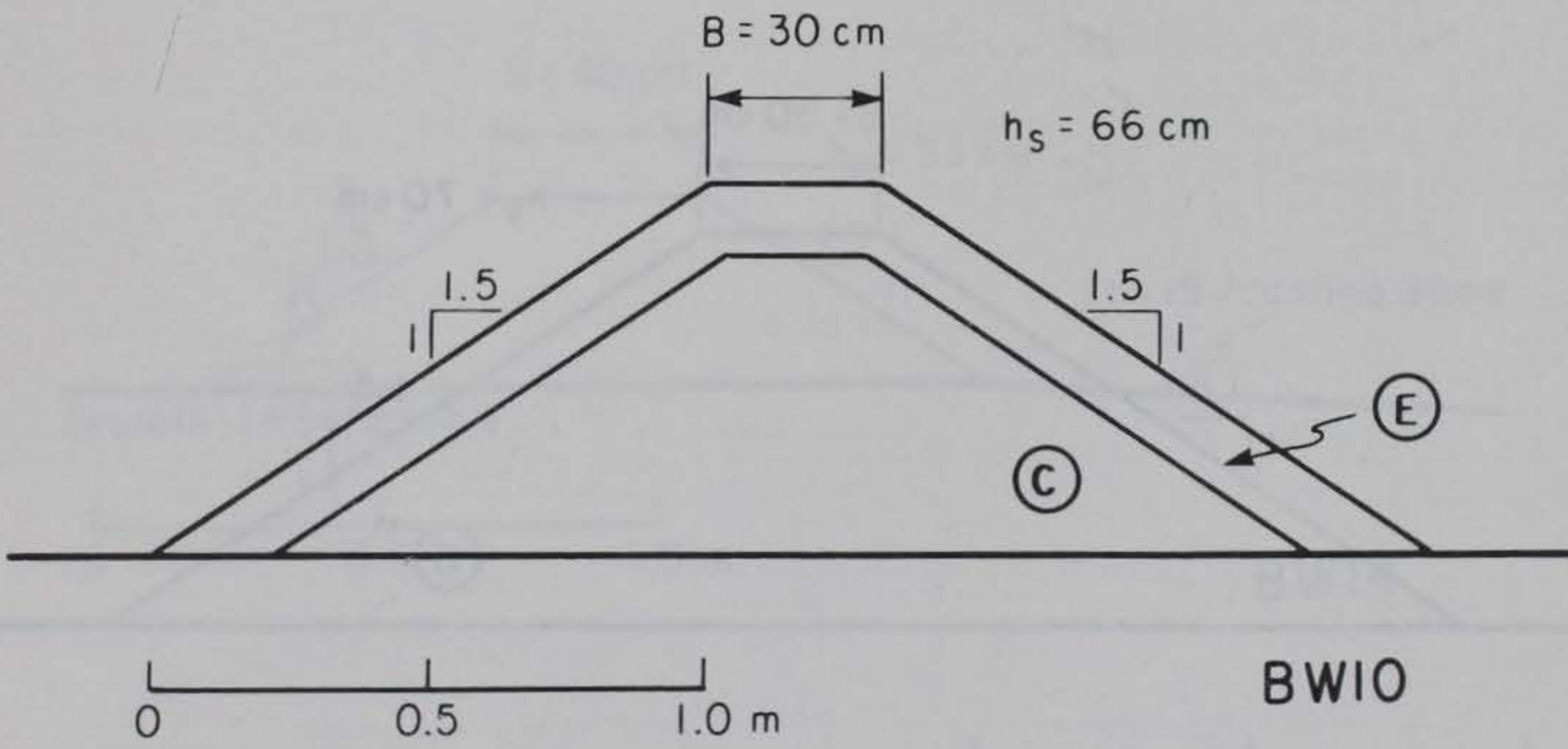


Figure A-12. Breakwater 10 cross section.

BW10 was made with an armor one unit thick of well-fitted rectangular rock. The material was placed with one surface parallel to the structure face.



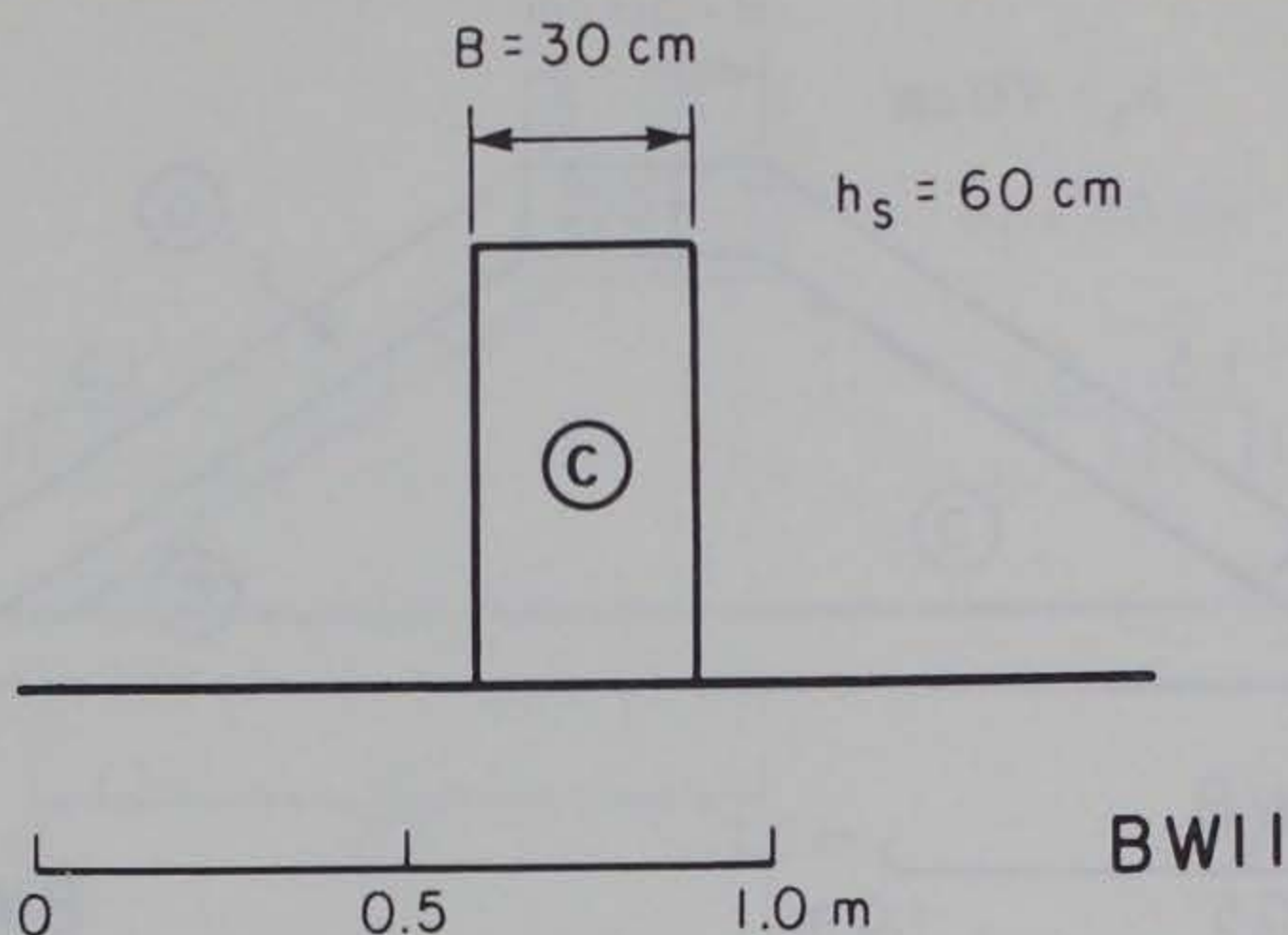


Figure A-13. Breakwater 11 cross section.

BW11 was made of two fine-wire rectangular baskets that enclosed core-type stone. The primary purpose of this structure was to examine the wave transmission and reflection characteristics of permeable material.

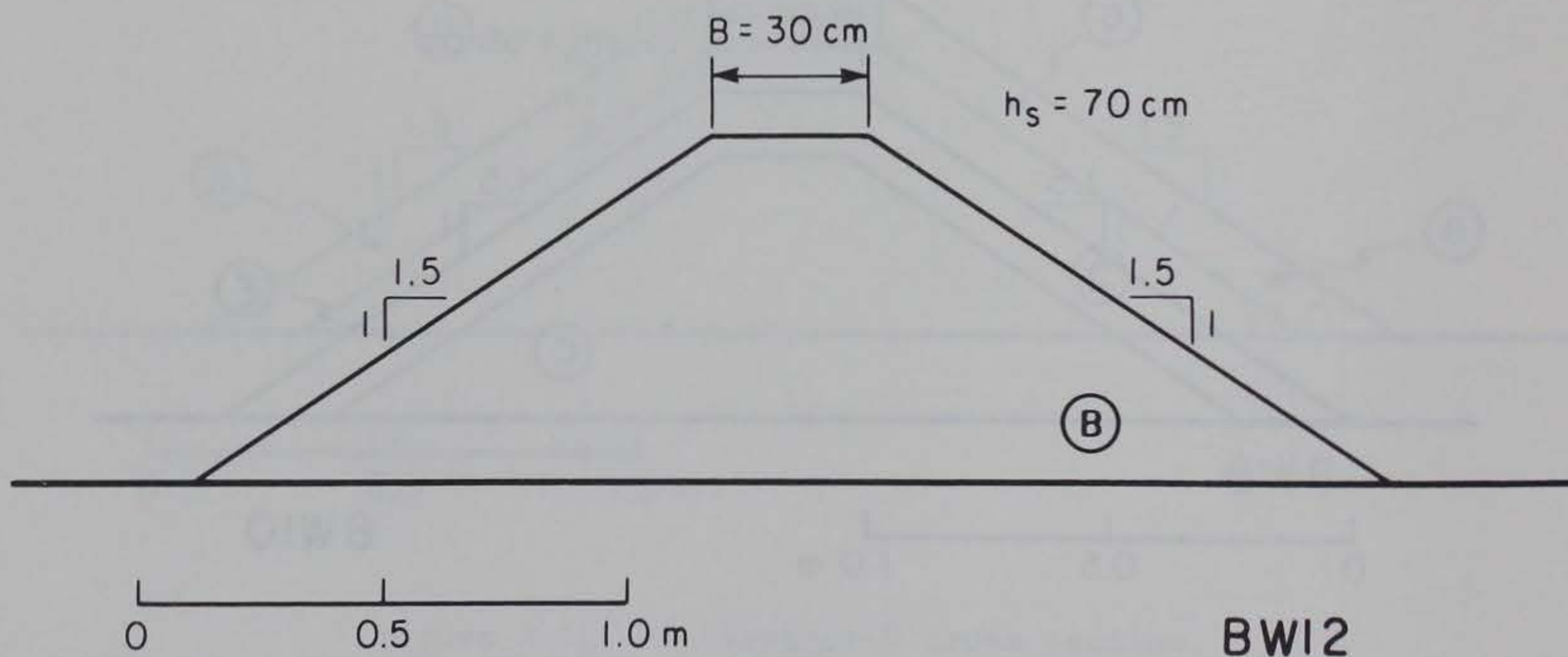


Figure A-14. Breakwater 12 cross section.

BW12 is a structure with no core similar in geometry to breakwaters 8 and 9.



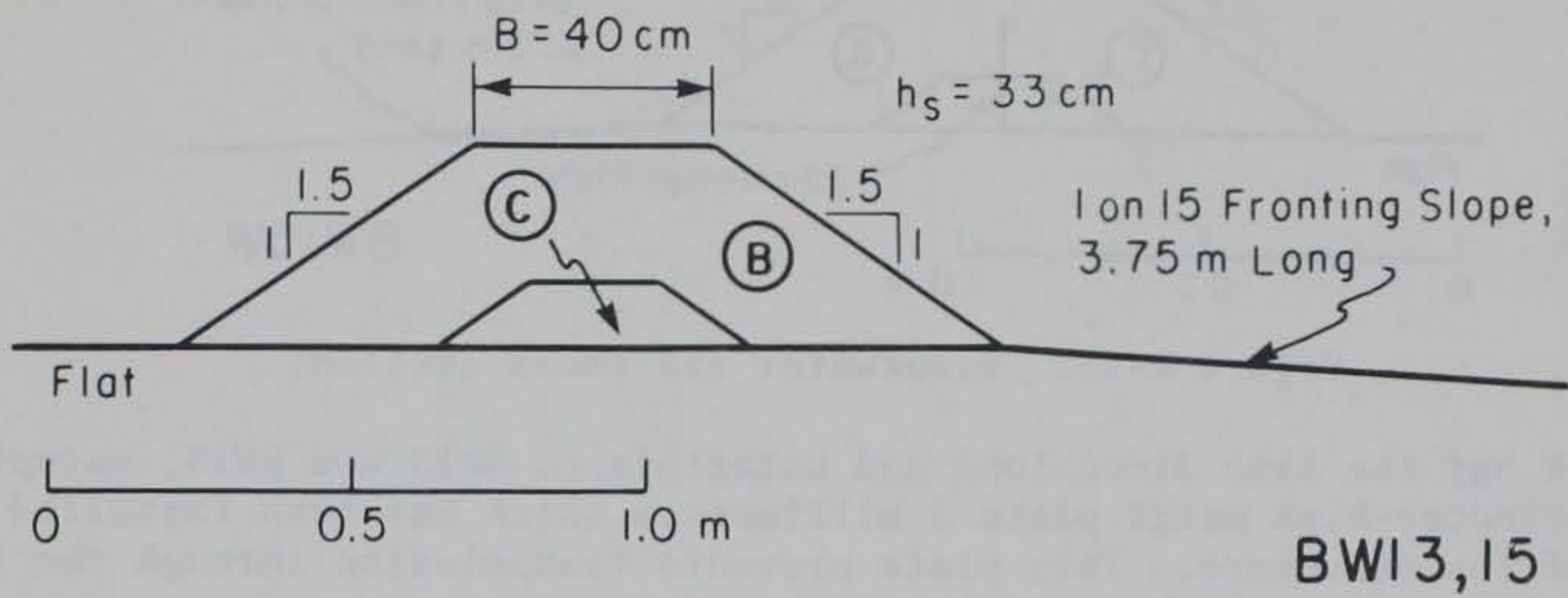


Figure A-15. Breakwaters 13 and 15 cross section.

BW13 and BW15 were tested with a 1 on 15 fronting slope 3.75 meters. Note that these structures are the same geometry as BW5 (built on a flat tank bottom).

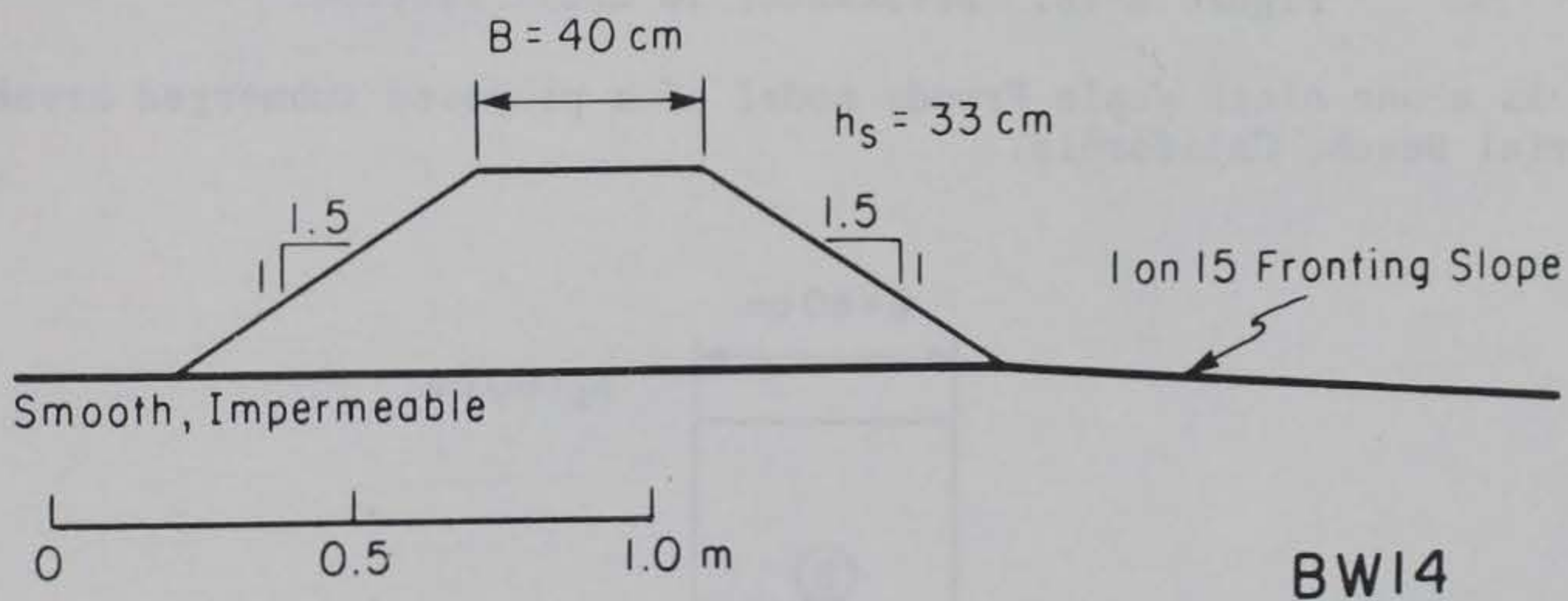


Figure A-16. Breakwater 14 cross section.

BW14, a smooth impermeable structure, has the same outside dimensions as permeable breakwaters BW5, BW13, and BW15.



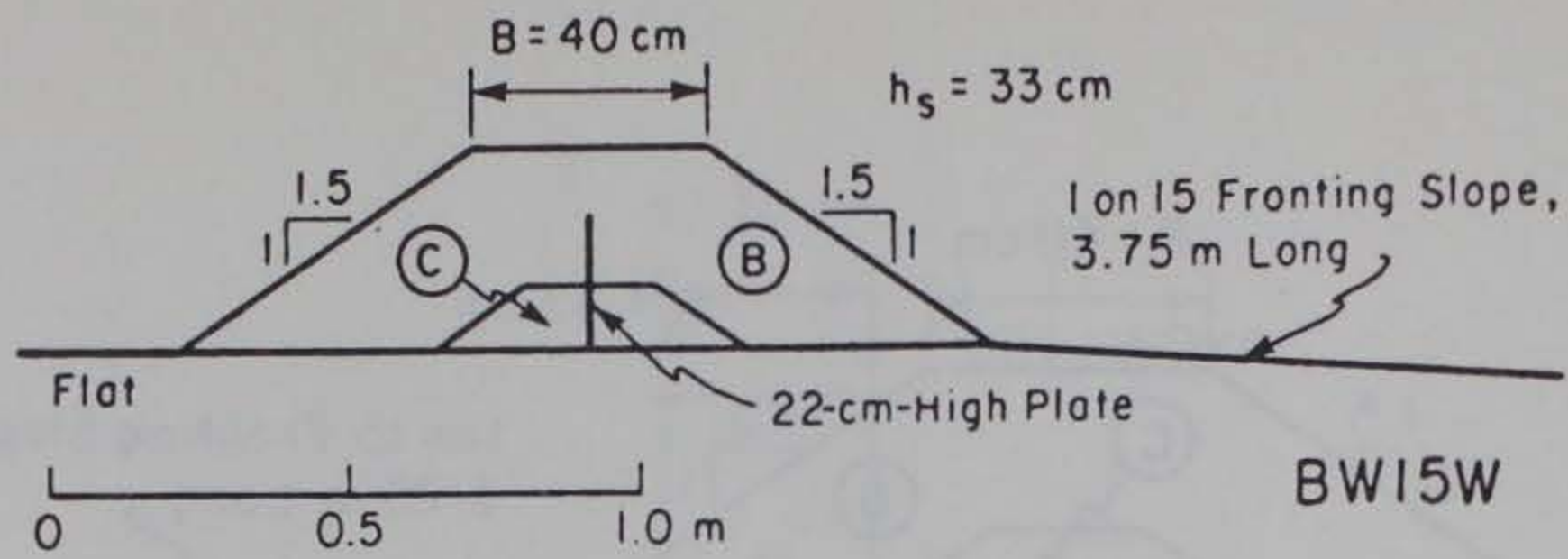


Figure A-17. Breakwater 15W cross section.

BW15W has the same dimensions and materials as BW13 and BW15, except that a 22-centimeter-high metal plate 5 millimeters thick has been installed in the center of the structure. This plate prevents transmission through the lower part of the structure.

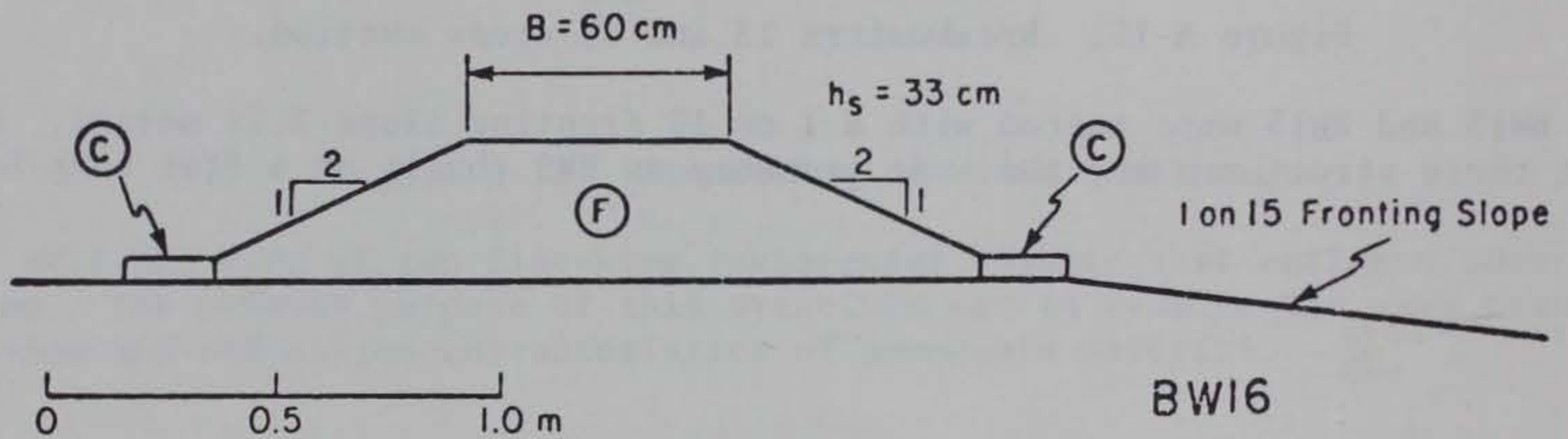


Figure A-18. Breakwater 16 cross section.

BW16 is a one-ninth scale Froude model of a proposed submerged breakwater for Imperial Beach, California.

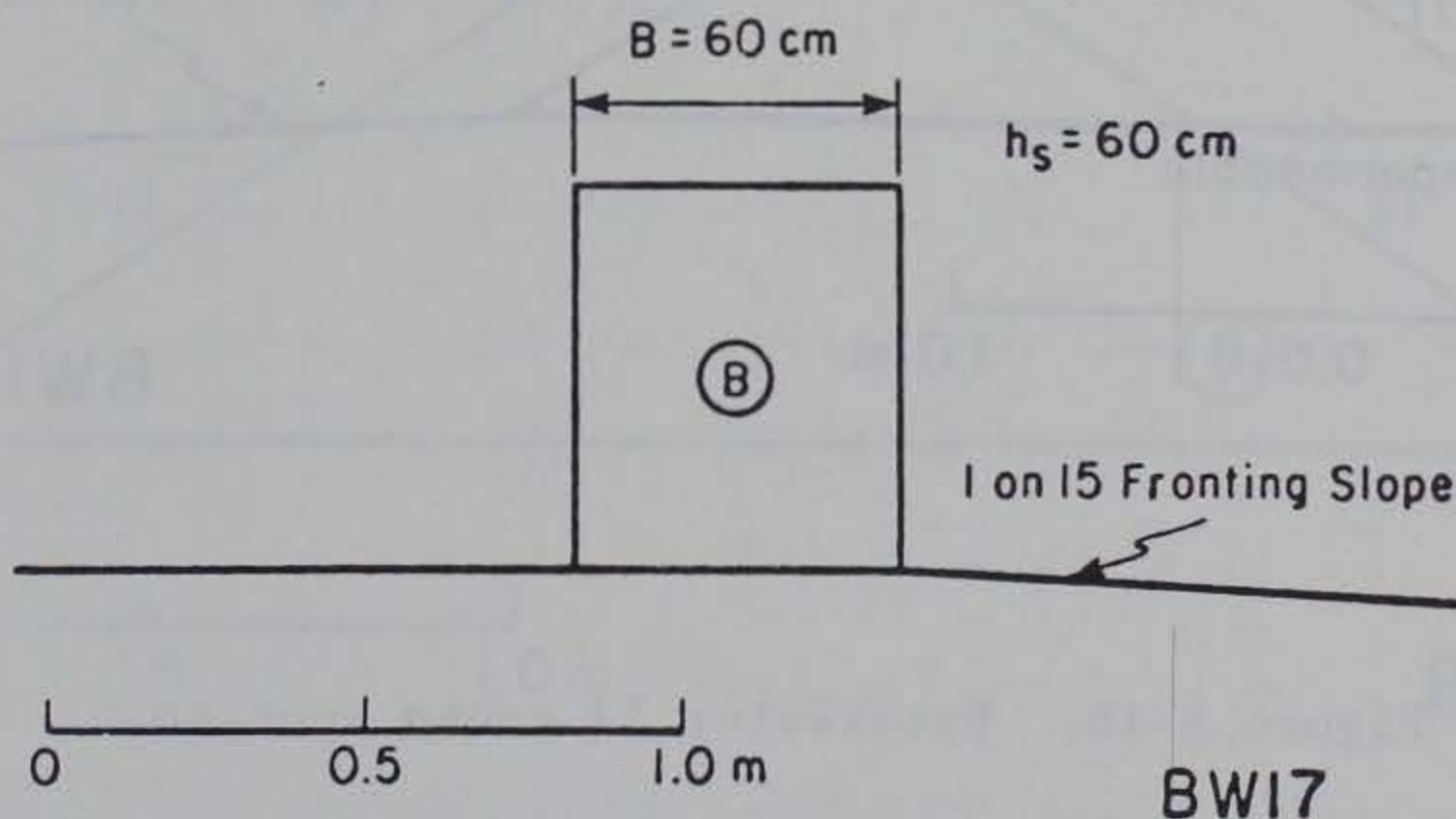


Figure A-19. Breakwater 17 cross section.

BW17 is a vertical permeable structure, similar to BW11, with the rock retained by a thin wire mesh.



## APPENDIX B

### MATERIAL CHARACTERISTICS

Materials used to construct permeable breakwaters are discussed in this appendix. Each material is identified by a circled letter and shown on the breakwaters where it was used in Appendix A. Figure B-1 includes photos of samples of the various materials (material F, not shown, is similar to A and B). Some basic parameters, such as weights, diameters, and porosities, are shown in Table B-1. The weight distribution of each of the materials is given in Figure B-2.







Figure B-1. Photos of construction materials.



Table B-1. Material characteristics.

Material	Description	$W_{85}^1$ (g)	$W_{50}^2$ (g)	$W_{15}^3$ (g)	$d_{50}^4$ (cm)
A	Angular stone	2,520	1,530	990	8.3
B	Angular stone	4,680	3,690	2,900	11.1
C	Angular stone	180	68	31	2.9
D	Dolos	405	390	390	----
E	Flat stone	13,200	11,200	8,100	16.1
F	Angular stone	7,600	4,900	2,500	12.2

<sup>1</sup>Weight at which 85 percent by weight of the material is heavier than.

<sup>2</sup>Weight at which 50 percent by weight of the material is heavier than.

<sup>3</sup>Weight at which 15 percent by weight of the material is heavier than.

<sup>4</sup>Representative diameter corresponding to  $W_{50}$ .

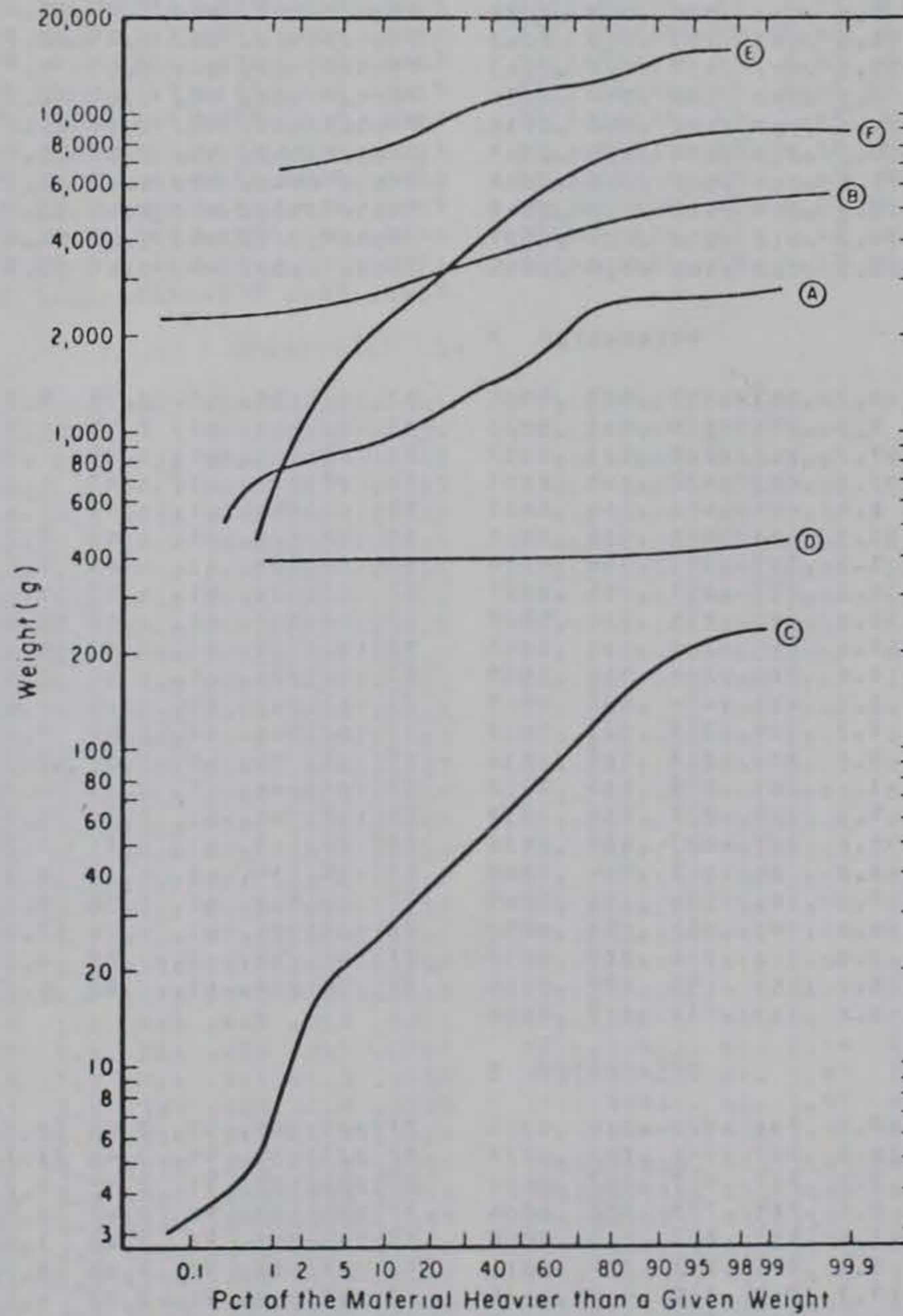


Figure B-2. Weight distribution of the construction materials.



APPENDIX C  
TEST RESULTS (SINUSOIDAL BLADE MOTION)

SINE BLADE MOTION								SINE BLADE MOTION							
ID	D(CM)	T(S)	H(CM)	KV	KW	D/GT2	H/GT2	ID	D(CM)	T(S)	H(CM)	KT	KR	D/GT2	H/GT2
BREAKWATER 1															
7803240831	90	2.39	1.1	.880	.880	.016	.0002	7803240880	90	2.39	2.2	.876	.876	.016	.0004
7803240849	90	2.39	4.7	.876	.876	.016	.0008	7803240858	90	2.39	9.6	.806	.806	.016	.0017
7803240914	90	2.39	19.3	.714	.714	.016	.0034	7803240942	85	2.32	1.3	.898	.898	.016	.0002
7803240954	85	2.32	2.6	.918	.918	.016	.0005	7803241003	85	2.32	5.4	.881	.881	.016	.0010
7803241012	85	2.32	11.3	.646	.646	.016	.0021	7803241020	85	2.32	24.5	.555	.555	.016	.0046
7803241055	80	2.25	.9	.899	.899	.016	.0002	7803241105	80	2.25	1.9	.848	.848	.016	.0004
7803241113	80	2.25	3.8	.700	.700	.016	.0008	7803241122	80	2.25	7.8	.611	.611	.016	.0016
7803241130	80	2.25	16.2	.564	.564	.016	.0033	7803271119	75	3.42	1.4	.240	.240	.007	.0001
7803271112	75	3.42	2.9	.264	.264	.007	.0003	7803271104	75	3.42	6.1	.332	.332	.007	.0005
7803271055	75	3.42	13.0	.367	.367	.007	.0011	7803241152	75	2.18	.6	.168	.168	.016	.0001
7803241202	75	2.18	1.1	.231	.231	.016	.0002	7803241212	75	2.18	2.3	.315	.315	.016	.0005
7803241222	75	2.18	4.7	.441	.441	.016	.0010	7803241239	75	2.18	9.8	.543	.543	.016	.0021
7803271143	75	1.18	3.6	.275	.275	.055	.0026	7803271136	75	1.18	8.0	.369	.369	.055	.0059
7803271129	75	1.18	13.8	.373	.373	.055	.0101	7803271335	70	2.11	5.3	.089	.089	.016	.0012
7803271325	70	2.11	7.4	.259	.259	.016	.0017	7803271318	70	2.11	9.9	.349	.349	.016	.0023
7803271311	70	2.11	13.4	.441	.441	.016	.0031	7803271303	70	2.11	17.6	.478	.478	.016	.0040
7803271256	70	2.11	23.2	.452	.452	.016	.0053	7803271436	65	2.03	8.6	.073	.073	.016	.0021
7803271429	65	2.03	11.4	.220	.220	.016	.0028	7803271421	65	2.03	14.6	.328	.328	.016	.0036
7803271413	65	2.03	18.5	.405	.405	.016	.0046	7803271405	65	2.03	22.0	.452	.452	.016	.0054
7803281132	60	3.06	8.1	.016	.016	.007	.0009	7803281142	60	3.06	10.7	.087	.087	.007	.0012
7803281150	60	3.06	13.4	.202	.202	.007	.0015	7803281238	60	3.06	16.8	.331	.331	.007	.0018
7803281244	60	3.06	22.0	.394	.394	.007	.0024	7803281122	60	1.95	6.5	.001	.001	.016	.0017
7803281114	60	1.95	9.0	.001	.001	.016	.0024	7803281107	60	1.95	12.4	.088	.088	.016	.0033
7803281059	60	1.95	15.8	.193	.193	.016	.0042	7803281914	60	1.95	22.7	.444	.444	.016	.0061
7803281522	60	1.95	23.5	.417	.417	.016	.0063	7803281314	60	1.05	5.9	.003	.003	.056	.0055
7803281307	60	1.05	8.2	.084	.084	.056	.0076	7803281300	60	1.05	12.4	.145	.145	.056	.0115
7803281253	60	1.05	14.0	.122	.122	.056	.0130	7803281608	55	1.87	11.1	.051	.051	.016	.0032
7803281600	55	1.87	16.2	.234	.234	.016	.0047	7803281552	55	1.87	20.7	.304	.304	.016	.0060
7803290958	50	1.78	11.8	.001	.001	.016	.0038	7803290940	50	1.78	13.3	.011	.011	.016	.0043
7803290930	50	1.78	15.0	.018	.018	.016	.0048	7803291331	45	2.65	13.3	.009	.009	.007	.0019
7803291289	45	2.65	14.4	.012	.012	.007	.0021	7803291245	45	1.69	14.4	.043	.043	.016	.0051
7803291142	45	1.69	15.8	.062	.062	.016	.0055	7803291134	45	1.69	15.7	.089	.089	.016	.0056

BREAKWATER 2															
7711021130	61	2.18	4.4	.387	.387	.013	.0009	7711021155	61	2.18	9.1	.276	.276	.013	.0020
7711021147	61	2.18	9.2	.278	.278	.013	.0020	7711021204	61	2.18	16.9	.239	.239	.013	.0036
7711021211	61	2.18	17.1	.244	.244	.013	.0037	7711081000	61	1.97	.9	.689	.689	.016	.0002
7711081009	61	1.97	1.3	.622	.622	.016	.0003	7711081021	61	1.97	1.8	.567	.567	.016	.0005
7711021018	61	1.97	2.5	.480	.480	.016	.0007	7711080852	61	1.97	2.6	.489	.489	.016	.0007
7711080902	61	1.97	3.7	.420	.420	.016	.0010	7711021026	61	1.97	5.2	.350	.350	.016	.0014
7711080911	61	1.97	5.2	.353	.353	.016	.0014	7711080920	61	1.97	7.5	.300	.300	.016	.0020
7711021044	61	1.97	10.3	.253	.253	.016	.0027	7711021034	61	1.97	10.4	.255	.255	.016	.0027
7711080929	61	1.97	10.5	.256	.256	.016	.0028	7711080939	61	1.97	13.9	.236	.236	.016	.0037
7711080948	61	1.97	18.4	.260	.260	.016	.0048	7711021103	61	1.97	18.6	.253	.253	.016	.0049
7711021056	61	1.97	18.8	.246	.246	.016	.0049	7711021223	61	1.66	2.3	.469	.469	.023	.0009
7711021230	61	1.66	2.3	.476	.476	.023	.0009	7711021242	61	1.66	4.6	.349	.349	.023	.0017
7711021238	61	1.66	4.7	.349	.349	.023	.0017	7711021244	61	1.66	9.6	.241	.241	.023	.0036
7711021252	61	1.66	9.8	.244	.244	.023	.0036	7711081029	61	1.31	2.2	.336	.336	.036	.0013
7711081037	61	1.31	3.1	.293	.293	.036	.0018	7711081046	61	1.31	4.2	.256	.256	.036	.0025
7711081054	61	1.31	5.3	.228	.228	.036	.0032	7711081103	61	1.31	5.7	.220	.220	.036	.0034
7711081111	61	1.31	6.0	.227	.227	.036	.0036	7711081119	61	1.31	8.3	.191	.191	.036	.0049
7711081127	61	1.31	14.8	.145	.145	.036	.0088	7711081139	61	1.31	18.2	.164	.164	.036	.0108
7711021318	61	1.06	7.6	.196	.196	.056	.0069	7711021310	61	1.06	9.0	.194	.194	.056	.0082
7711021332	61	1.06	16.6	.081	.081	.056	.0151	7711021326	61	1.06	17.3	.104	.104	.056	.0157
7711081145	61	.89	2.3	.216	.216	.079	.0030	7711081153	61	.89	4.1	.166	.166	.079	.0053
7711081201	61	.89	5.1	.156	.156	.079	.0066	7711081209	61	.89	6.1	.148	.148	.079	.0079
7711081217	61	.89	8.4	.134	.134	.079	.0108								

BREAKWATER 3															
7712231340	95	2.46	8.4	.826	.826	.016	.0014	7712231387	95	2.46	12.0	.809	.809	.016	.0020
7712231359	95	2.46	16.9	.841	.841	.016	.0028	7712231405	95	2.46	23.7	.854	.854	.016	.0040
7712231129	91	3.77	2.0	.817	.817	.007	.0001	7712231122	91	3.77	4.2	.804	.804	.007	.0003
7712231115	91	3.77	8.5	.785	.785	.007	.0006	7712231138	91	2.67	4.0	.830	.830	.013	.0006
7712231147	91	2.87	12.4	.827	.827	.013	.0018	7712231208	91	2.40	3.0	.851	.851	.016	.0005
7712231201	91	2.40	6.3	.845	.845	.016	.0011	7712231153	91	2.40	13.7	.838	.838	.016	.0024
7712231239	91	2.40	19.7	.805	.805	.016	.0035	7712231215	91	2.02	6.1	.838	.838	.023	.0015
7712231226	91	2.02	11.6	.830	.830	.023	.0029	7712231233	91	2.02	16.4	.846	.846	.023	.0041
7712231253	91	2.02	22.0	.787	.787	.023	.0055	7712231300	91	1.60	24.0	.715	.715	.036	.0096
7712230726	85	3.65	1.5	.832	.832	.007	.0001	7712230733	85	3.65	3.2	.793	.793	.007	.0002



SINE BLADE MOTION  
KR D/GT2 H/GT2

ID D(CM) T(S) H(CM) KT

ID D(CM) T(S) H(CM) KT KR D/GT2 H/GT2

BREAKWATER 3

7712230750.	85.	3.65	14.5	.723	.723	.007	.0011
7712230808.	85.	2.58	4.5	.802	.802	.013	.0007
7712230825.	85.	2.32	1.0	.904	.904	.016	.0002
7712230839.	85.	2.32	9.4	.781	.781	.016	.0018
7712230855.	85.	2.32	19.2	.733	.733	.016	.0036
7712230908.	85.	1.96	8.7	.818	.818	.023	.0023
7712230922.	85.	1.54	2.0	.912	.912	.037	.0009
7712230941.	85.	1.54	17.2	.735	.735	.037	.0074
7712221836.	75.	3.42	4.1	.758	.758	.007	.0004
7712221903.	75.	2.42	2.1	.796	.796	.013	.0004
7712221850.	75.	2.42	17.5	.622	.622	.013	.0030
7712221909.	75.	2.18	3.4	.867	.867	.016	.0007
7712221929.	75.	2.18	10.1	.835	.835	.016	.0030
7712221942.	75.	1.84	8.0	.661	.661	.023	.0024
7712221954.	75.	1.45	3.8	.829	.829	.036	.0018
7712222007.	75.	1.45	17.3	.496	.496	.036	.0084
7712221806.	61.	3.06	7.7	.398	.398	.007	.0008
7712220952.	61.	3.06	13.7	.414	.414	.007	.0015
7712221838.	61.	2.17	4.6	.392	.392	.013	.0010
7712221825.	61.	2.17	10.7	.297	.297	.013	.0023
7712221851.	61.	1.85	2.6	.460	.460	.016	.0007
7712221104.	61.	1.85	11.3	.281	.281	.016	.0030
7712221117.	61.	1.85	21.3	.312	.312	.016	.0057
7712221144.	61.	1.64	3.5	.401	.401	.023	.0013
7712221129.	61.	1.64	10.5	.259	.259	.023	.0040
7712221158.	61.	1.30	2.7	.413	.413	.037	.0016
7712221810.	61.	1.30	8.1	.250	.250	.037	.0049
7712221222.	61.	1.30	17.3	.238	.238	.037	.0104
7712191328.	45.	3.51	6.7	.274	.274	.004	.0006
7712191310.	45.	3.51	12.3	.211	.211	.004	.0010
7712191407.	45.	2.65	4.7	.256	.256	.007	.0007
7712191354.	45.	2.65	10.4	.165	.165	.007	.0015
7712211020.	45.	1.88	3.4	.238	.238	.013	.0010
7712191443.	45.	1.88	9.3	.134	.134	.013	.0027
7712211052.	45.	1.69	6.1	.156	.156	.016	.0022
7712211038.	45.	1.69	13.7	.108	.108	.016	.0049
7712211112.	45.	1.42	8.0	.089	.089	.023	.0040
7712211059.	45.	1.42	14.1	.141	.141	.023	.0071
7712211119.	45.	1.12	13.1	.038	.038	.037	.0107

7712230816.	85.	2.58	1.6	.804	.804	.013	.0002
7712230759.	85.	2.58	12.9	.791	.791	.013	.0020
7712230832.	85.	2.32	3.1	.840	.840	.016	.0006
7712230846.	85.	2.32	13.5	.766	.766	.016	.0026
7712230915.	85.	1.96	2.9	.864	.864	.023	.0008
7712230901.	85.	1.96	17.8	.798	.798	.023	.0047
7712230929.	85.	1.54	5.8	.859	.859	.037	.0025
7712221836.	75.	3.42	1.3	.939	.939	.007	.0001
7712221845.	75.	3.42	12.7	.600	.600	.007	.0011
7712221857.	75.	2.42	6.0	.702	.702	.013	.0010
7712221916.	75.	2.18	1.2	.871	.871	.016	.0003
7712221922.	75.	2.18	10.0	.685	.685	.016	.0021
7712221948.	75.	1.84	2.8	.829	.829	.023	.0008
7712221936.	75.	1.84	14.7	.627	.627	.023	.0044
7712222001.	75.	1.45	10.3	.647	.647	.036	.0050
7712221812.	61.	3.06	5.4	.446	.446	.007	.0006
7712220954.	61.	3.06	10.5	.369	.369	.007	.0011
7712221844.	61.	2.17	1.4	.529	.529	.013	.0003
7712221831.	61.	2.17	7.1	.341	.341	.013	.0015
7712221819.	61.	2.17	15.5	.337	.337	.013	.0034
7712221857.	61.	1.95	7.4	.339	.339	.016	.0020
7712221110.	61.	1.95	15.9	.297	.297	.016	.0043
7712221152.	61.	1.64	1.3	.518	.518	.023	.0005
7712221135.	61.	1.64	5.4	.356	.356	.023	.0020
7712221123.	61.	1.64	15.8	.276	.276	.023	.0060
7712221204.	61.	1.30	5.7	.295	.295	.037	.0034
7712221216.	61.	1.30	18.0	.224	.224	.037	.0072
7712191336.	45.	3.51	5.0	.314	.314	.004	.0004
7712191319.	45.	3.51	9.2	.240	.240	.004	.0008
7712191425.	45.	2.65	3.2	.309	.309	.007	.0005
7712191414.	45.	2.65	6.9	.209	.209	.007	.0010
7712191344.	45.	2.65	15.3	.139	.139	.007	.0022
7712211008.	45.	1.88	4.9	.193	.193	.013	.0014
7712191433.	45.	1.88	14.3	.107	.107	.013	.0041
7712211045.	45.	1.69	9.2	.124	.124	.016	.0033
7712211029.	45.	1.69	19.2	.096	.096	.016	.0069
7712211106.	45.	1.42	12.1	.072	.072	.023	.0061
7712211126.	45.	1.12	10.3	.040	.040	.037	.0084

BREAKWATER 3W

7711290906.	85.	4.83	1.4	.843	.843	.004	.0001
7711290937.	85.	4.83	14.7	.813	.813	.004	.0006
7711290959.	85.	3.65	2.6	.826	.826	.007	.0002
7711291021.	85.	2.58	1.8	.817	.817	.013	.0003
7711291037.	85.	2.58	14.3	.872	.872	.013	.0022
7711291057.	85.	2.32	2.7	.848	.848	.016	.0005
7711291120.	85.	1.96	1.0	.918	.918	.023	.0003
7711291148.	85.	1.96	8.6	.838	.838	.023	.0023
7711291208.	85.	1.54	2.1	.891	.891	.037	.0009
7711280936.	76.	3.42	2.1	.778	.778	.007	.0002
7711280951.	76.	3.42	13.8	.529	.529	.007	.0014
7711281016.	76.	2.42	5.4	.673	.673	.013	.0009
7711281037.	76.	2.18	1.4	.772	.772	.016	.0003
7711281059.	76.	2.18	12.6	.574	.574	.016	.0027
7711281156.	76.	1.84	3.0	.754	.754	.023	.0009
7711281122.	76.	1.84	15.7	.562	.562	.023	.0047
7711281210.	76.	1.45	8.1	.719	.719	.037	.0039
7711281224.	76.	1.18	2.3	.811	.811	.056	.0017
7711281406.	76.	1.18	15.9	.462	.462	.056	.0117
7711281421.	76.	.98	5.7	.762	.762	.081	.0061
7711230830.	61.	3.09	3.4	.378	.378	.007	.0004
7711221429.	61.	3.09	12.4	.392	.392	.006	.0013
7711230839.	61.	2.18	1.4	.405	.405	.013	.0003
7711230854.	61.	2.18	4.4	.286	.286	.013	.0009
7711230910.	61.	2.18	17.7	.411	.411	.013	.0038
7711230927.	61.	1.97	3.0	.320	.320	.016	.0008
7711230942.	61.	1.97	5.9	.250	.250	.016	.0016
7711231003.	61.	1.97	19.0	.272	.272	.016	.0050
7711231028.	61.	1.66	3.0	.324	.324	.023	.0011
7711231045.	61.	1.66	15.5	.294	.294	.023	.0057
7711231102.	61.	1.31	2.3	.296	.296	.036	.0014
7711231128.	61.	1.31	17.1	.234	.234	.036	.0102
7711231146.	61.	1.06	3.5	.173	.173	.055	.0032
7711231200.	61.	1.06	15.7	.157	.157	.055	.0143
7712191109.	45.	3.51	12.2	.077	.077	.004	.0010
7712191127.	45.	2.65	15.5	.052	.052	.007	.0023

7711290927.	85.	4.83	4.8	.779	.779	.004	.0002
7711290949.	85.	3.65	.8	.864	.864	.007	.0001
7711291009.	85.	3.65	8.4	.776	.776	.007	.0006
7711291029.	85.	2.58	5.1	.828	.828	.013	.0008
7711291048.	85.	2.32	.9	.890	.890	.016	.0002
7711291106.	85.	2.32	8.2	.784	.784	.016	.0016
7711291133.	85.	1.96	2.9	.861	.861	.023	.0008
7711291158.	85.	1.96	16.6	.845	.845	.023	.0044
7711291216.	85.	1.54	6.5	.842	.842	.037	.0028
7711280943.	76.	3.42	6.0	.642	.642	.007	.0005
7711281027.	76.	2.42	1.8	.739	.739	.013	.0003
7711281001.	76.	2.42	16.8	.603	.603	.013	.0029
7711281048.	76.	2.18	4.0	.706	.706	.016	.0009
7711281112.	76.	2.18	18.5	.492	.492	.016	.0040
7711281146.	76.	1.84	8.5	.629	.629	.023	.0026
7711281203.	76.	1.45	2.8	.825	.825	.037	.0014
7711281216.	76.	1.45	15.2	.545	.545	.037	.0074
7711281359.	76.	1.18	7.6	.656	.656	.056	.0056
7711281414.	76.	.98	2.5	.932	.932	.081	.0027
7711281427.	76.	.98	8.8	.686	.686	.081	.0043
7711221440.	61.	3.09	6.9	.304	.304	.006	.0007
7711221408.	61.	3.09	20.0	.443	.443	.006	.0021
7711230846.	61.	2.18	2.1	.371	.371	.013	.0005
7711230902.	61.	2.18	9.2	.277	.277	.013	.0020
7711230920.	61.	1.97	2.2	.357	.357	.016	.0006
7711230935.	61.	1.97	4.2	.280	.280	.016	.0011
7711230949.	61.	1.97	8.3	.228	.228	.016	.0022
7711231010.	61.	1.97	26.4	.356	.356	.016	.0069
7711231036.	61.	1.66	6.6	.239	.239	.023	.0024
7711231055.	61.	1.31	1.0	.383	.383	.036	.0006
7711231120.	61.	1.31	7.4	.184	.184	.036	.0044
7711231139.	61.	1.06	1.8	.233	.233	.055	.0016
7711231153.	61.	1.06	7.5	.127	.127	.055	.0068
7712191119.	45.	3.51	7.0	.084	.084	.004	.0006
7712191134.	45.	2.65	7.1	.058	.058	.007	.0010
7712191141.	45.	1.88	9.5	.034	.034	.013	.0027



ID D(CM) T(S) H(CM) KT SINE BLADE MOTION KR D/GT2 H/GT2 ID D(CM) T(S) H(CM) KT KR D/GT2 H/GT2

BREAKWATER 4

7801181430.	85.	3.05	.6	.913	.913	.007	.0000
7801181414.	85.	3.05	3.0	.842	.842	.007	.0002
7801181359.	85.	3.65	9.4	.783	.783	.007	.0007
7801181503.	85.	2.32	1.4	.904	.904	.016	.0003
7801181450.	85.	2.32	6.1	.804	.804	.016	.0012
7801181437.	85.	2.32	19.1	.699	.699	.016	.0036
7801181515.	85.	1.26	5.3	.920	.920	.055	.0034
7801191106.	80.	2.25	1.5	.890	.890	.016	.0003
7801191128.	80.	2.25	6.3	.776	.776	.016	.0013
7801191145.	80.	2.25	19.9	.610	.610	.016	.0040
7801201149.	75.	2.18	2.7	.792	.792	.016	.0006
7801201133.	75.	2.18	11.3	.683	.683	.016	.0024
7801191241.	74.	3.42	.9	****	****	.006	.0001
7801191255.	74.	3.42	14.3	.588	.588	.006	.0012
7801191324.	74.	2.18	2.6	.736	.736	.016	.0006
7801191310.	74.	2.18	11.1	.642	.642	.016	.0024
7801191439.	72.	1.18	2.3	.762	.762	.053	.0017
7801191427.	72.	1.18	9.1	.562	.562	.053	.0067
7801200959.	70.	2.11	1.7	.728	.728	.016	.0004
7801201013.	70.	2.11	6.8	.589	.589	.016	.0016
7801201030.	70.	2.11	13.4	.524	.524	.016	.0031
7801201215.	65.	2.03	1.9	.553	.553	.016	.0005
7801201227.	65.	2.03	7.9	.457	.457	.016	.0020
7801201239.	65.	2.03	15.9	.455	.455	.016	.0039
7801201311.	60.	3.06	6.1	.444	.444	.007	.0007
7801201323.	60.	3.06	11.7	.402	.402	.007	.0013
7801201344.	60.	1.95	3.3	.407	.407	.016	.0009
7801201357.	60.	1.95	6.5	.315	.315	.016	.0017
7801201411.	60.	1.95	14.0	.281	.281	.016	.0038
7801201444.	60.	1.05	4.2	.204	.204	.055	.0039
7801201431.	60.	1.05	11.5	.153	.153	.055	.0106
7801211357.	55.	1.87	1.7	.465	.465	.016	.0005
7801211514.	55.	1.87	2.6	.405	.405	.016	.0008
7801211415.	55.	1.87	5.6	.275	.275	.016	.0016
7801211421.	55.	1.87	8.3	.228	.228	.016	.0024
7801211528.	55.	1.87	12.5	.190	.190	.016	.0036
7801211542.	49.	1.85	1.9	.371	.371	.015	.0006
7801211554.	49.	1.85	5.6	.207	.207	.015	.0017
7801211606.	49.	1.85	12.3	.136	.136	.015	.0037
7801211631.	45.	2.65	1.6	.393	.393	.007	.0002
7801211644.	45.	2.65	10.7	.151	.151	.007	.0016
7801211659.	45.	1.69	2.0	.278	.278	.016	.0007
7801211711.	45.	1.69	13.5	.105	.105	.016	.0048
7801211723.	45.	.91	4.6	.037	.037	.055	.0057

7801181420.	85.	3.65	1.4	.878	.878	.007	.0001
7801181406.	85.	3.65	6.4	.801	.801	.007	.0005
7801181350.	85.	3.65	13.6	.782	.782	.007	.0010
7801181456.	85.	2.32	2.9	.861	.861	.016	.0005
7801181444.	85.	2.32	12.8	.762	.762	.016	.0024
7801181510.	85.	1.26	1.8	****	****	.055	.0012
7801191049.	85.	1.26	13.6	.812	.812	.055	.0087
7801191113.	80.	2.25	3.0	.835	.835	.016	.0006
7801191136.	80.	2.25	13.5	.685	.685	.016	.0027
7801201156.	75.	2.18	1.3	.853	.853	.016	.0003
7801201140.	75.	2.18	5.4	.758	.758	.016	.0012
7801201107.	75.	2.18	15.6	.608	.608	.016	.0034
7801191248.	74.	3.42	4.5	.752	.752	.006	.0004
7801191331.	74.	2.18	1.3	.787	.787	.016	.0003
7801191317.	74.	2.18	5.4	.707	.707	.016	.0012
7801191303.	74.	2.18	15.5	.559	.559	.016	.0033
7801191433.	72.	1.18	5.0	.631	.631	.053	.0037
7801191416.	72.	1.18	13.2	.462	.462	.053	.0097
7801201006.	70.	2.11	4.9	.607	.607	.016	.0011
7801201023.	70.	2.11	9.4	.560	.560	.016	.0022
7801201036.	70.	2.11	19.4	.487	.487	.016	.0044
7801201221.	65.	2.03	3.9	.468	.468	.016	.0010
7801201233.	65.	2.03	11.3	.448	.448	.016	.0028
7801201245.	65.	2.03	22.1	.452	.452	.016	.0055
7801201317.	60.	3.06	8.5	.404	.404	.007	.0009
7801201330.	60.	3.06	16.1	.433	.433	.007	.0018
7801201350.	60.	1.95	4.6	.356	.356	.016	.0012
7801201404.	60.	1.95	9.6	.284	.284	.016	.0026
7801201450.	60.	1.05	2.0	.293	.293	.055	.0019
7801201438.	60.	1.05	7.3	.164	.164	.055	.0068
7801201425.	60.	1.05	13.5	.153	.153	.055	.0125
7801211403.	55.	1.87	2.5	.402	.402	.016	.0007
7801211409.	55.	1.87	3.7	.335	.335	.016	.0011
7801211521.	55.	1.87	5.7	.276	.276	.016	.0017
7801211428.	55.	1.87	12.5	.190	.190	.016	.0036
7801211435.	55.	1.87	18.4	.204	.204	.016	.0054
7801211548.	49.	1.85	3.8	.257	.257	.015	.0011
7801211600.	49.	1.85	8.2	.165	.165	.015	.0024
7801211612.	49.	1.85	17.5	.120	.120	.015	.0052
7801211638.	45.	2.65	4.8	.227	.227	.007	.0007
7801211651.	45.	2.65	15.9	.130	.130	.007	.0023
7801211705.	45.	1.69	6.3	.149	.149	.016	.0023
7801211717.	45.	1.69	19.1	.096	.096	.016	.0068
7801211729.	45.	.91	9.7	.033	.033	.055	.0120

BREAKWATER 4W

7801181155.	85.	3.65	.6	.886	.886	.007	.0000
7801181140.	85.	3.65	2.9	.834	.834	.007	.0002
7801181124.	85.	3.65	9.1	.788	.788	.007	.0007
7801181227.	85.	2.32	1.3	.896	.896	.016	.0002
7801181214.	85.	2.32	5.9	.827	.827	.016	.0011
7801181201.	85.	2.32	18.2	.744	.744	.016	.0035
7801181239.	85.	1.26	3.9	.948	.948	.055	.0025
7801181258.	85.	1.26	11.9	.832	.832	.055	.0076
7801181034.	80.	2.25	2.8	.836	.836	.016	.0006
7801181020.	80.	2.25	13.0	.661	.661	.016	.0026
7801180803.	76.	3.42	.9	.974	.974	.007	.0001
7801180815.	76.	3.42	13.4	.556	.556	.007	.0012
7801180842.	76.	2.18	2.6	.779	.779	.016	.0006
7801180823.	76.	2.18	16.0	.577	.577	.016	.0034
7801180902.	76.	1.18	4.4	.766	.766	.055	.0032
7801180914.	76.	1.18	15.0	.492	.492	.055	.0110
7801171324.	70.	2.11	5.1	.571	.571	.016	.0012
7801171336.	70.	2.11	9.7	.490	.490	.016	.0022
7801171349.	70.	2.11	19.2	.453	.453	.016	.0044
7801171242.	65.	2.03	4.6	.333	.333	.016	.0011
7801171255.	65.	2.03	11.8	.360	.360	.016	.0029
7801171307.	65.	2.03	19.6	.403	.403	.016	.0049
7801171024.	60.	3.06	4.2	.296	.296	.007	.0005
7801171037.	60.	3.06	8.5	.252	.252	.007	.0009
7801171051.	60.	3.06	16.3	.326	.326	.007	.0018
7801171105.	60.	1.95	3.2	.270	.270	.016	.0009
7801171117.	60.	1.95	6.5	.203	.203	.016	.0017
7801171130.	60.	1.95	13.8	.206	.206	.016	.0037
7801171221.	60.	1.05	2.0	.241	.241	.056	.0019

7801181148.	85.	3.65	1.3	.857	.857	.007	.0001
7801181132.	85.	3.65	6.1	.804	.804	.007	.0005
7801181118.	85.	3.65	13.3	.776	.776	.007	.0010
7801181220.	85.	2.32	2.8	.860	.860	.016	.0005
7801181208.	85.	2.32	12.6	.790	.790	.016	.0024
7801181233.	85.	1.26	1.9	****	****	.055	.0012
7801181245.	85.	1.26	6.0	.925	.925	.055	.0039
7801181041.	80.	2.25	1.3	.909	.909	.016	.0003
7801181027.	80.	2.25	6.0	.783	.783	.016	.0012
7801181013.	80.	2.25	18.5	.591	.591	.016	.0037
7801180809.	76.	3.42	4.0	.727	.727	.007	.0003
7801180850.	76.	2.18	1.3	.846	.846	.016	.0003
7801180836.	76.	2.18	5.4	.736	.736	.016	.0012
7801180856.	76.	1.18	2.2	.848	.848	.055	.0016
7801180908.	76.	1.18	10.2	.614	.614	.055	.0075
7801171318.	70.	2.11	1.9	.658	.658	.016	.0004
7801171330.	70.	2.11	7.3	.526	.526	.016	.0017
7801171342.	70.	2.11	13.3	.477	.477	.016	.0030
7801171235.	65.	2.03	2.3	.387	.387	.016	.0006
7801171249.	65.	2.03	8.3	.369	.369	.016	.0021
7801171301.	65.	2.03	15.8	.385	.385	.016	.0039
7801171018.	60.	3.06	2.1	.385	.385	.007	.0002
7801171031.	60.	3.06	6.1	.260	.260	.007	.0007
7801171044.	60.	3.06	11.8	.278	.278	.007	.0013
7801171059.	60.	1.95	1.6	.348	.348	.016	.0004
7801171111.	60.	1.95	4.5	.233	.233	.016	.0012
7801171124.	60.	1.95	9.6	.193	.193	.016	.0026
7801171136.	60.	1.95	19.1	.246	.246	.016	.0051
7801171215.	60.	1.05	4.1	.162	.162	.056	.0038



SINE BLADE MOTION

ID D(CM) T(S) H(CM) KT KR D/GT2 H/GT2

ID D(CM) T(S) H(CM) KT KR D/GT2 H/GT2

BREAKWATER 4W

7801171209.	60.	1.05	5.4	.147	.147	.056	.0050
7801171157.	60.	1.05	11.7	.119	.119	.056	.0108
7801170922.	56.	1.88	1.8	.327	.327	.016	.0005
7801170935.	56.	1.88	3.6	.221	.221	.016	.0010
7801170947.	56.	1.88	8.0	.141	.141	.016	.0023
7801171000.	56.	1.88	17.6	.149	.149	.016	.0051
7801170848.	50.	1.78	8.5	.051	.051	.016	.0027
7801170901.	50.	1.78	18.1	.065	.065	.016	.0058

7801171203.	60.	1.05	6.9	.125	.125	.056	.0064
7801171151.	60.	1.05	12.9	.124	.124	.056	.0119
7801170929.	56.	1.88	2.6	.267	.267	.016	.0008
7801170941.	56.	1.88	5.4	.177	.177	.016	.0016
7801170953.	56.	1.88	12.4	.119	.119	.016	.0036
7801170841.	50.	1.78	5.6	.022	.022	.016	.0018
7801170855.	50.	1.78	12.8	.058	.058	.016	.0041

BREAKWATER 5

7802011154.	75.	3.42	3.1	.879	.879	.007	.0003
7802011222.	75.	3.42	13.4	.818	.818	.007	.0012
7802011128.	75.	2.18	5.3	.974	.974	.016	.0011
7802011250.	75.	2.18	19.5	****	****	.016	.0042
7802011243.	75.	1.18	9.3	.970	.970	.055	.0068
7801311336.	60.	3.09	5.6	.855	.855	.006	.0006
7801311220.	60.	1.97	.8	****	****	.016	.0002
7801311252.	60.	1.97	3.6	****	****	.016	.0009
7802021213.	45.	2.01	3.8	.960	.960	.011	.0010
7802021231.	45.	2.01	14.8	.811	.811	.011	.0037
7802021117.	45.	1.69	3.0	****	****	.016	.0011
7802021137.	45.	1.69	6.4	.965	.965	.016	.0023
7802021158.	45.	1.69	13.9	.790	.790	.016	.0050
7802021033.	45.	1.18	4.1	.901	.901	.033	.0030
7802021050.	45.	1.18	8.4	.839	.839	.033	.0062
7802021006.	45.	.91	5.5	.920	.920	.055	.0068
7802021337.	31.	1.39	1.4	.530	.530	.016	.0007
7802021355.	31.	1.39	3.8	.409	.409	.016	.0020
7802021414.	31.	1.39	8.5	.375	.375	.016	.0045

7802011205.	75.	3.42	6.5	.846	.846	.007	.0006
7802011120.	75.	2.18	2.7	.979	.979	.016	.0006
7802011138.	75.	2.18	10.6	****	****	.016	.0023
7802011236.	75.	1.18	3.9	.972	.972	.055	.0029
7801311328.	60.	3.09	2.5	.879	.879	.006	.0003
7801311344.	60.	3.09	11.5	.873	.873	.006	.0012
7801311242.	60.	1.97	1.7	****	****	.016	.0004
7801311302.	60.	1.97	7.4	.991	.991	.016	.0019
7802021219.	45.	2.01	5.5	.949	.949	.011	.0014
7802021106.	45.	1.69	1.0	****	****	.016	.0004
7802021124.	45.	1.69	4.3	.989	.989	.016	.0015
7802021145.	45.	1.69	9.6	.928	.928	.016	.0034
7802021025.	45.	1.18	2.8	.911	.911	.033	.0021
7802021044.	45.	1.18	6.5	.867	.867	.033	.0048
7802020914.	45.	.91	2.1	.966	.966	.055	.0026
7802021018.	45.	.91	9.3	.744	.744	.055	.0115
7802021346.	31.	1.39	2.8	.438	.438	.016	.0015
7802021404.	31.	1.39	5.9	.372	.372	.016	.0031
7802021425.	31.	1.39	9.8	.359	.359	.016	.0052

BREAKWATER 6

7802071045.	75.	3.42	.9	.792	.792	.007	.0001
7802071102.	75.	3.42	6.2	.689	.689	.007	.0005
7802071220.	75.	2.60	2.2	.805	.805	.011	.0003
7802071235.	75.	2.60	9.2	.716	.716	.011	.0014
7802070946.	75.	2.18	1.3	.851	.851	.016	.0003
7802071000.	75.	2.18	3.5	.794	.794	.016	.0008
7802071019.	75.	2.18	7.1	.737	.737	.016	.0015
7802071035.	75.	2.18	14.2	.683	.683	.016	.0030
7802071156.	75.	1.40	10.9	.755	.755	.039	.0057
7802071117.	75.	1.18	2.2	.821	.821	.055	.0016
7802071129.	75.	1.18	14.2	.711	.711	.055	.0104
7802061147.	60.	3.06	3.3	.525	.525	.007	.0004
7802060155.	60.	2.32	5.3	.463	.463	.011	.0010
7802061014.	60.	1.95	3.8	.498	.498	.016	.0010
7802061032.	60.	1.95	14.9	.467	.467	.016	.0040
7802061218.	60.	1.25	2.5	.365	.365	.039	.0016
7802061250.	60.	1.25	6.6	.391	.391	.039	.0043
7802061051.	60.	1.05	2.1	.280	.280	.056	.0019
7802061110.	60.	1.05	7.4	.297	.297	.056	.0068
7802081204.	45.	2.86	1.6	.550	.550	.006	.0002
7802081217.	45.	2.86	6.3	.378	.378	.006	.0008
7802081032.	45.	2.65	1.0	.604	.604	.007	.0001
7802081045.	45.	2.65	4.4	.430	.430	.007	.0006
7802071451.	45.	2.65	13.9	.234	.234	.007	.0020
7802080852.	45.	1.64	3.5	.426	.426	.017	.0013
7802071422.	45.	1.69	14.7	.237	.237	.016	.0053
7802081059.	45.	.91	5.8	.167	.167	.055	.0071

7802071054.	75.	3.42	2.9	.732	.732	.007	.0003
7802071109.	75.	3.42	13.2	.687	.687	.007	.0012
7802071227.	75.	2.60	4.5	.760	.760	.011	.0007
7802071309.	75.	2.60	17.8	.798	.798	.011	.0027
7802070952.	75.	2.18	2.5	.835	.835	.016	.0005
7802071010.	75.	2.18	5.1	.748	.748	.016	.0011
7802071027.	75.	2.18	10.0	.717	.717	.016	.0021
7802071145.	75.	1.40	5.7	.788	.788	.039	.0030
7802071205.	75.	1.40	14.8	.747	.747	.039	.0077
7802071123.	75.	1.18	6.4	.712	.712	.055	.0047
7802061132.	60.	3.06	.9	.735	.735	.007	.0001
7802061158.	60.	3.06	10.3	.487	.487	.007	.0011
7802060204.	60.	2.32	11.4	.400	.400	.011	.0022
7802061021.	60.	1.95	7.5	.474	.474	.016	.0020
7802061040.	60.	1.95	19.8	.439	.439	.016	.0053
7802061229.	60.	1.25	5.2	.389	.389	.039	.0034
7802061323.	60.	1.25	11.3	.361	.361	.039	.0074
7802061059.	60.	1.05	3.8	.266	.266	.056	.0035
7802061119.	60.	1.05	14.3	.386	.386	.056	.0132
7802081213.	45.	2.86	3.1	.469	.469	.006	.0004
7802081226.	45.	2.86	8.9	.328	.328	.006	.0011
7802081039.	45.	2.65	2.0	.534	.534	.007	.0003
7802071435.	45.	2.65	10.0	.271	.271	.007	.0015
7802081024.	45.	1.64	1.8	.499	.499	.017	.0007
7802071501.	45.	1.69	7.3	.334	.334	.016	.0026
7802081052.	45.	.91	1.6	.259	.259	.055	.0020
7802081107.	45.	.91	8.3	.137	.137	.055	.0102

BREAKWATER 7

7802121422.	45.	2.65	.7	.559	.559	.007	.0001
7802121434.	45.	2.65	2.9	.408	.408	.007	.0004
7802121447.	45.	2.65	13.8	.378	.378	.007	.0020
7802121355.	45.	1.69	2.3	.367	.367	.016	.0008
7802121408.	45.	1.69	9.9	.293	.293	.016	.0035
7802121455.	45.	.91	1.7	.132	.132	.055	.0021
7802121506.	45.	.91	9.4	.091	.091	.055	.0116
7802121618.	60.	3.06	8.0	.767	.767	.007	.0009
7802121545.	60.	1.95	1.2	.865	.865	.016	.0003
7802121557.	60.	1.95	9.5	.811	.811	.016	.0025
7802121632.	60.	1.05	1.9	.911	.911	.056	.0018
7802121645.	60.	1.05	10.9	.708	.708	.056	.0101
7802131012.	75.	3.42	2.8	.807	.807	.007	.0002
7802131030.	75.	3.42	12.7	.743	.743	.007	.0011

7802121428.	45.	2.65	1.4	.499	.499	.007	.0002
7802121440.	45.	2.65	6.4	.334	.334	.007	.0009
7802121349.	45.	1.69	1.1	.457	.457	.016	.0004
7802121401.	45.	1.69	4.6	.277	.277	.016	.0016
7802121414.	45.	1.69	14.1	.326	.326	.016	.0050
7802121501.	45.	.91	4.4	.085	.085	.055	.0054
7802121612.	60.	3.06	1.6	.864	.864	.007	.0002
7802121625.	60.	3.06	15.8	.780	.780	.007	.0017
7802121551.	60.	1.95	4.3	.791	.791	.016	.0012
7802121603.	60.	1.95	19.6	.641	.641	.016	.0053
7802121639.	60.	1.05	5.7	.755	.755	.056	.0053
7802131003.	75.	3.42	1.3	.800	.800	.007	.0001
7802131021.	75.	3.42	5.9	.799	.799	.007	.0005
7802130914.	75.	2.18	1.3	.927	.927	.016	.0003



SINE BLADE MOTION								SINE BLADE MOTION							
ID	D(CM)	T(S)	H(CM)	KT	KR	D/GT2	H/GT2	ID	D(CM)	T(S)	H(CM)	KT	KR	D/GT2	H/GT2
BREAKWATER 7															
7802130922.	75.	2.18	2.6	.910	.914	.016	.0006	7802130932.	75.	2.18	5.2	.867	.867	.016	.0011
7802130943.	75.	2.18	10.5	.845	.845	.016	.0023	7802130954.	75.	2.18	14.3	.870	.870	.016	.0031
7802131041.	75.	1.18	2.2	.855	.855	.055	.0016	7802131048.	75.	1.18	5.7	.861	.861	.055	.0042
7802131056.	75.	1.18	14.9	.894	.894	.055	.0109								
BREAKWATER 8															
7802141416.	45.	1.69	1.5	.270	.270	.016	.0005	7802141429.	45.	1.69	3.1	.193	.193	.016	.0011
7802141438.	45.	1.69	6.7	.121	.121	.016	.0024	7802141447.	45.	1.69	9.7	.094	.094	.016	.0035
7802141455.	45.	1.69	13.8	.071	.071	.016	.0049	7802151024.	60.	1.95	1.9	.334	.334	.016	.0005
7802151043.	60.	1.95	3.8	.251	.251	.016	.0010	7802151033.	60.	1.95	8.0	.188	.188	.016	.0021
7802151051.	60.	1.95	15.8	.159	.159	.016	.0042	7802151058.	60.	1.95	20.9	.205	.205	.016	.0056
BREAKWATER 9															
7802161313.	45.	2.65	.7	.460	.460	.007	.0001	7802161321.	45.	2.65	1.5	.391	.391	.007	.0002
7802161329.	45.	2.65	3.1	.285	.285	.007	.0005	7802161337.	45.	2.65	7.2	.169	.169	.007	.0010
7802161346.	45.	2.65	11.8	.117	.117	.007	.0017	7802281407.	45.	1.69	1.3	.322	.322	.016	.0005
7802160906.	45.	1.69	1.4	.284	.284	.016	.0005	7802160914.	45.	1.69	3.1	.197	.197	.016	.0011
7802281417.	45.	1.69	4.0	.196	.196	.016	.0014	7802281427.	45.	1.69	5.7	.159	.159	.016	.0020
7802160922.	45.	1.69	6.6	.122	.122	.016	.0024	7802281438.	45.	1.69	8.4	.125	.125	.016	.0030
7802281448.	45.	1.69	12.6	.096	.096	.016	.0045	7802281458.	45.	1.69	17.8	.075	.075	.016	.0064
7802281513.	45.	1.69	24.6	.057	.057	.016	.0088	7802161353.	45.	.91	.7	.040	.040	.055	.0009
7802161150.	45.	.91	2.0	.028	.028	.055	.0025	7802161138.	45.	.91	9.5	.007	.007	.055	.0117
7802211014.	60.	3.06	1.9	.480	.480	.007	.0002	7802211021.	60.	3.06	3.5	.345	.345	.007	.0004
7802211029.	60.	3.06	7.9	.250	.250	.007	.0009	7802211036.	60.	3.06	11.2	.216	.216	.007	.0012
7802211044.	60.	3.06	15.2	.261	.261	.007	.0017	7802210916.	60.	1.95	1.8	.349	.349	.016	.0005
7802210924.	60.	1.95	3.7	.247	.247	.016	.0010	7802210931.	60.	1.95	5.3	.214	.214	.016	.0014
7802210939.	60.	1.95	7.7	.182	.182	.016	.0021	7802210946.	60.	1.95	11.1	.157	.157	.016	.0030
7802211006.	60.	1.95	15.8	.154	.154	.016	.0042	7802211051.	60.	1.05	1.5	.113	.113	.056	.0014
7802211059.	60.	1.05	4.6	.054	.054	.056	.0043	7802211107.	60.	1.05	7.6	.032	.032	.056	.0070
7802211114.	60.	1.05	12.1	.030	.030	.056	.0112	7802220946.	75.	3.42	1.4	.624	.624	.007	.0001
7802220954.	75.	3.42	2.9	.630	.630	.007	.0003	7802221001.	75.	3.42	6.3	.528	.528	.007	.0005
7802221009.	75.	3.42	13.7	.487	.487	.007	.0012	7802220909.	75.	2.18	1.3	.775	.775	.016	.0003
7802220916.	75.	2.18	2.6	.741	.741	.016	.0006	7802220924.	75.	2.18	5.3	.660	.660	.016	.0011
7802220931.	75.	2.18	10.7	.583	.583	.016	.0023	7802220938.	75.	2.18	15.7	.555	.555	.016	.0034
7802221017.	75.	1.18	3.1	.633	.633	.055	.0023	7802221024.	75.	1.18	7.3	.526	.526	.055	.0053
7802221034.	75.	1.18	14.0	.413	.413	.055	.0103								
BREAKWATER 10															
7803061141.	75.	3.42	1.3	.643	.643	.007	.0001	7803061149.	75.	3.42	2.9	.630	.630	.007	.0003
7803061157.	75.	3.42	6.2	.584	.584	.007	.0009	7803061205.	75.	3.42	13.6	.498	.498	.007	.0012
7803061213.	75.	3.42	20.4	.475	.475	.007	.0018	7803061047.	75.	2.18	1.3	.830	.830	.016	.0003
7803061056.	75.	2.18	2.7	.785	.785	.016	.0006	7803061103.	75.	2.18	5.5	.733	.733	.016	.0012
7803061110.	75.	2.18	11.5	.675	.675	.016	.0025	7803061118.	75.	2.18	17.1	.632	.632	.016	.0037
7803061126.	75.	2.18	22.8	.535	.535	.016	.0049	7803061222.	75.	1.18	3.1	.726	.726	.055	.0023
7803061231.	75.	1.18	7.9	.642	.642	.055	.0058	7803031308.	60.	3.06	1.1	.498	.498	.007	.0001
7803031322.	60.	3.06	3.8	.361	.361	.007	.0004	7803031330.	60.	3.06	11.1	.340	.340	.007	.0012
7803031340.	60.	3.06	19.5	.435	.435	.007	.0021	7803031348.	60.	3.06	24.9	.451	.451	.007	.0027
7803031016.	60.	1.95	4.2	.302	.302	.016	.0011	7803031025.	60.	1.95	8.3	.249	.249	.016	.0022
7803031032.	60.	1.95	16.0	.304	.304	.016	.0043	7803031208.	60.	1.95	21.8	.406	.406	.016	.0059
7803031225.	60.	1.05	2.1	.184	.184	.056	.0019	7803031241.	60.	1.05	3.6	.145	.145	.056	.0033
7803031248.	60.	1.05	8.1	.119	.119	.056	.0075	7803031255.	60.	1.05	14.1	.181	.181	.056	.0131
7803021156.	45.	2.65	.7	.393	.393	.007	.0001	7803021203.	45.	2.65	1.5	.343	.343	.007	.0002
7803021210.	45.	2.65	3.2	.253	.253	.007	.0005	7803021217.	45.	2.65	7.2	.157	.157	.007	.0010
7803021224.	45.	2.65	14.6	.106	.106	.007	.0021	7803021059.	45.	1.69	1.0	.337	.337	.016	.0004
7803021124.	45.	1.69	4.3	.165	.165	.016	.0015	7803021133.	45.	1.69	9.6	.100	.100	.016	.0034
7803021140.	45.	1.69	13.8	.074	.074	.016	.0049	7803021147.	45.	1.69	17.0	.060	.060	.016	.0061
BREAKWATER 11															
7803131303.	45.	2.65	.8	.676	.676	.007	.0001	7803131311.	45.	2.65	1.5	.607	.607	.007	.0002
7803131319.	45.	2.65	3.2	.506	.506	.007	.0005	7803131327.	45.	2.65	6.8	.398	.398	.007	.0010
7803131334.	45.	2.65	13.3	.297	.297	.007	.0019	7803131146.	45.	1.69	2.4	.499	.499	.016	.0009
7803131153.	45.	1.69	5.1	.429	.429	.016	.0018	7803131239.	45.	1.69	10.9	.336	.336	.016	.0039
7803131247.	45.	1.69	14.1	.324	.324	.016	.0050	7803131254.	45.	1.69	15.7	.309	.309	.016	.0056
7803131342.	45.	.91	1.7	.286	.286	.055	.0021	7803131349.	45.	.91	5.0	.182	.182	.055	.0062
7803131356.	45.	.91	7.8	.153	.153	.055	.0096	7803131404.	45.	.91	8.6	.145	.145	.055	.0106
7803131440.	31.	1.94	.8	.707	.707	.008	.0002	7803131448.	31.	1.94	1.7	.605	.605	.008	.0005
7803131455.	31.	1.94	3.8	.493	.493	.008	.0010	7803131503.	31.	1.94	10.5	.315	.315	.008	.0028
7803131510.	31.	1.53	1.1	.472	.472	.013	.0005	7803131517.	31.	1.53	2.4	.400	.400	.013	.0010
7803131524.	31.	1.53	5.2	.345	.345	.013	.0023	7803141021.	31.	1.53	13.1	.228	.228	.013	.0057
7803141028.	31.	1.41	.8	.387	.387	.016	.0004	7803141038.	31.	1.41	1.6	.367	.367	.016	.0008
7803141045.	31.	1.41	3.1	.338	.338	.016	.0016	7803141052.	31.	1.41	7.0	.273	.273	.016	.0036
7803141100.	31.	1.16	.6	.375	.375	.023	.0005	7803141107.	31.	1.16	1.4	.317	.317	.023	.0011



ID	D(CM)	T(S)	H(CM)	KT	SINE BLADE MOTION				ID	D(CM)	T(S)	H(CM)	KT	KR D/GT2 H/GT2			
BREAKWATER 11																	
7803141114	31	1.16	3.0	.278	.278	.023	.0023	7803141121	31	1.16	7.8	.225	.225	.023	.0059		
7803141130	31	1.00	.6	.284	.284	.031	.0006	7803141137	31	1.00	1.8	.213	.213	.031	.0018		
7803141144	31	1.00	3.6	.205	.205	.031	.0037	7803141152	31	1.00	5.4	.195	.195	.031	.0055		
BREAKWATER 12																	
7803171001	75	3.42	1.3	.751	.751	.007	.0001	7803170902	75	3.42	1.3	.762	.762	.007	.0001		
7803170910	75	3.42	2.8	.738	.738	.007	.0002	7803170919	75	3.42	6.2	.659	.659	.007	.0005		
7803170927	75	3.42	13.5	.569	.569	.007	.0012	7803170824	75	2.18	1.4	.890	.890	.016	.0003		
7803170832	75	2.18	2.7	.864	.864	.016	.0006	7803170839	75	2.18	5.6	.793	.793	.016	.0012		
7803170847	75	2.18	11.4	.712	.712	.016	.0024	7803170854	75	2.18	16.3	.684	.684	.016	.0035		
7803170937	75	1.18	3.5	.732	.732	.055	.0026	7803170944	75	1.18	7.5	.656	.656	.055	.0055		
7803170951	75	1.18	14.4	.509	.509	.055	.0106	7803171240	60	3.06	.8	.779	.779	.007	.0001		
7803171255	60	3.06	9.7	.430	.430	.007	.0011	7803171303	60	3.06	19.2	.468	.468	.007	.0021		
7803171311	60	3.06	25.2	.493	.493	.007	.0027	7803171028	60	1.95	1.3	.643	.643	.016	.0003		
7803171335	60	1.95	3.9	.507	.507	.016	.0010	7803171042	60	1.95	8.2	.396	.396	.016	.0022		
7803171049	60	1.95	16.6	.341	.341	.016	.0045	7803171057	60	1.95	22.4	.335	.335	.016	.0060		
7803171106	60	1.05	.9	.266	.266	.056	.0008	7803170005	60	1.05	4.1	.192	.192	.056	.0038		
7803170013	60	1.05	7.4	.170	.170	.056	.0068	7803171153	60	1.05	14.8	.164	.164	.056	.0137		
7803160923	45	2.65	.6	.753	.753	.007	.0001	7803160930	45	2.65	1.3	.697	.697	.007	.0002		
7803160945	45	2.65	6.0	.433	.433	.007	.0009	7803160954	45	2.65	11.7	.340	.340	.007	.0017		
7803160842	45	1.69	.9	.727	.727	.016	.0003	7803160849	45	1.69	1.8	.608	.608	.016	.0006		
7803160858	45	1.69	3.7	.455	.455	.016	.0013	7803160906	45	1.69	8.2	.306	.306	.016	.0029		
7803160913	45	1.69	10.6	.280	.280	.016	.0038	7803161003	45	.91	1.1	.134	.134	.055	.0014		
7803161010	45	.91	5.1	.079	.079	.055	.0038	7803161017	45	.91	8.0	.057	.057	.055	.0099		
BREAKWATER 13																	
7804211154	60	3.06	.9	.932	.932	.007	.0001	7804211146	60	3.06	2.0	.893	.893	.007	.0002		
7804211138	60	3.06	4.2	.870	.870	.007	.0005	7804211129	60	3.06	9.1	.860	.860	.007	.0010		
7804211120	60	3.06	13.6	.885	.885	.007	.0015	7804211024	60	1.95	1.5	.951	.951	.016	.0004		
7804211032	60	1.95	3.2	.947	.947	.016	.0009	7804211047	60	1.95	6.4	.912	.912	.016	.0017		
7804211100	60	1.95	13.6	.859	.859	.016	.0036	7804211109	60	1.95	26.5	.712	.712	.016	.0071		
7804211203	60	1.05	1.6	.884	.884	.056	.0015	7804211211	60	1.05	3.0	.895	.895	.056	.0028		
7804211219	60	1.05	6.4	.898	.898	.056	.0059	7804211227	60	1.05	11.9	.903	.903	.056	.0110		
7804201436	45	3.31	2.5	.866	.866	.004	.0002	7804201407	45	3.31	5.3	.756	.756	.004	.0005		
7804201357	45	3.31	11.1	.704	.704	.004	.0010	7804210830	45	2.65	2.0	.979	.979	.007	.0003		
7804210843	45	2.65	4.5	.915	.915	.007	.0007	7804210851	45	2.65	9.6	.903	.903	.007	.0014		
7804210900	45	2.65	18.8	.769	.769	.007	.0027	7804201311	45	2.11	2.2	.881	.881	.010	.0005		
7804201320	45	2.11	4.5	.849	.849	.010	.0010	7804201329	45	2.11	8.3	.856	.856	.010	.0019		
7804201341	45	2.11	11.8	.836	.836	.010	.0027	7804201454	45	1.69	1.4	.850	.850	.016	.0005		
7804201504	45	1.69	2.9	.844	.844	.016	.0010	7804201512	45	1.69	6.0	.793	.793	.016	.0021		
7804201520	45	1.69	12.8	.705	.705	.016	.0046	7804201528	45	1.69	18.1	.572	.572	.016	.0065		
7804201536	45	1.14	1.5	.805	.805	.035	.0012	7804201544	45	1.14	4.3	.773	.773	.035	.0034		
7804210927	45	.91	2.1	.881	.881	.055	.0026	7804210917	45	.91	3.5	.844	.844	.055	.0043		
7804210909	45	.91	7.8	.607	.607	.055	.0096	7804201647	35	3.06	.7	.828	.828	.004	.0001		
7804201057	35	3.06	1.5	.737	.737	.004	.0002	7804201119	35	3.06	3.6	.635	.635	.004	.0004		
7804201130	35	3.06	8.0	.569	.569	.004	.0009	7804201140	35	3.06	17.1	.507	.507	.004	.0019		
7804200958	35	1.95	1.1	.791	.791	.009	.0003	7804201006	35	1.95	2.3	.734	.734	.009	.0006		
7804201015	35	1.95	4.8	.655	.655	.009	.0013	7804201025	35	1.95	10.3	.600	.600	.009	.0028		
7804201034	35	1.95	19.8	.444	.444	.009	.0053	7804201210	35	1.25	2.5	.549	.549	.023	.0016		
7804201157	35	1.25	4.6	.497	.497	.023	.0030	7804201203	35	1.25	4.7	.497	.497	.023	.0031		
7804201149	35	1.25	11.5	.390	.390	.023	.0075	7804201217	35	1.05	3.1	.384	.384	.032	.0029		
7804201224	35	1.05	5.1	.358	.358	.032	.0047	7804201231	35	1.05	11.1	.311	.311	.032	.0103		
BREAKWATER 14																	
7804240807	65	2.03	2.7	.960	.960	.016	.0007	7804240816	65	2.03	5.8	.979	.979	.016	.0014		
7804240825	65	2.03	8.3	.987	.987	.016	.0021	7804240833	65	2.03	11.8	.997	.997	.016	.0029		
7804241007	60	3.06	.9	.946	.946	.007	.0001	7804241015	60	3.06	2.8	.900	.900	.007	.0003		
7804241024	60	3.06	8.9	.900	.900	.007	.0010	7804241034	60	3.06	13.4	.939	.939	.007	.0015		
7804240909	60	1.95	1.1	.961	.961	.016	.0003	7804240918	60	1.95	2.3	.964	.964	.016	.0006		
7804240926	60	1.95	4.6	.974	.974	.016	.0012	7804240934	60	1.95	6.5	.984	.984	.016	.0017		
7804240942	60	1.95	9.4	.991	.991	.016	.0025	7804240951	60	1.95	13.7	.988	.988	.016	.0037		
7804240958	60	1.95	18.9	.892	.892	.016	.0051	7804241044	60	1.05	1.5	.921	.921	.056	.0014		
7804241051	60	1.05	4.0	.939	.939	.056	.0037	7804241059	60	1.05	9.7	***	***	.056	.0090		
7804241145	55	1.87	1.3	.889	.889	.016	.0004	7804241243	55	1.87	2.7	.927	.927	.016	.0008		
7804241252	55	1.87	5.4	.934	.934	.016	.0016	7804241304	55	1.87	10.8	.961	.961	.016	.0032		
7804250802	55	1.87	15.0	.860	.860	.016	.0044	7804250812	55	1.87	20.5	.732	.732	.016	.0060		
7804250846	50	1.78	.7	.861	.861	.016	.0002	7804250855	50	1.78	1.6	.913	.913	.016	.0005		
7804250904	50	1.78	3.5	.950	.950	.016	.0011	7804250917	50	1.78	7.4	.889	.889	.016	.0024		
7804250926	50	1.78	11.6	.826	.826	.016	.0037	7804250935	50	1.78	15.2	.693	.693	.016	.0049		
7804251122	45	2.65	4.9	.922	.922	.007	.0007	7804251132	45	2.65	10.0	.806	.806	.007	.0015		
7804251141	45	2.65	14.1	.713	.713	.007	.0020	7804251150	45	2.65	19.7	.605	.605	.007	.0029		
7804251011	45	1.69	1.0	.934	.934	.016	.0004	7804251022	45	1.69	2.1	.952	.952	.016	.0008		
7804251030	45	1.69	4.4	.981	.981	.016	.0016	7804251039	45	1.69	8.9	.713	.713	.016	.0032		
7804251048	45	1.69	12.9	.609	.609	.016	.0046	7804251058	45	1.69	18.3	.510	.510	.016	.0065		



SINE BLADE MOTION

ID	D(CM)	T(S)	H(CM)	KT	KR	D/GT2	H/GT2	ID	D(CM)	T(S)	H(CM)	KT	KR	D/GT2	H/GT2
BREAKWATER 14															
7804251236.	45.	.91	1.9	.879	.879	.055	.0023	7804251246.	45.	.91	4.3	.820	.820	.055	.0053
7804251254.	45.	.91	5.6	.729	.729	.055	.0069	7804251305.	45.	.91	7.8	.484	.484	.055	.0096
7804251316.	45.	.91	8.9	.530	.530	.055	.0110	7804251342.	40.	1.59	2.1	.852	.852	.016	.0008
7804251350.	40.	1.59	4.0	.670	.670	.016	.0016	7804251359.	40.	1.59	7.1	.564	.564	.016	.0029
7804251407.	40.	1.59	9.6	.509	.509	.016	.0039	7804251415.	40.	1.59	13.1	.473	.473	.016	.0053
7804251505.	35.	1.49	11.7	.410	.410	.016	.0054	7804251426.	40.	1.59	17.6	.438	.438	.016	.0071
7804251457.	35.	1.49	17.2	.363	.363	.016	.0079	7804251448.	35.	1.49	23.9	.280	.280	.016	.0110
7804261031.	35.	3.06	12.2	.390	.390	.004	.0013	7804261040.	35.	3.06	17.0	.452	.452	.004	.0019
7804261049.	35.	3.06	21.2	.437	.437	.004	.0023	7804260956.	35.	1.95	9.9	.483	.483	.009	.0027
7804261005.	35.	1.95	14.1	.477	.477	.009	.0038	7804261103.	35.	1.49	1.8	.417	.417	.016	.0008
7804261111.	35.	1.49	5.3	.397	.397	.016	.0024	7804261013.	35.	1.30	11.5	.382	.382	.021	.0069
7804261022.	35.	1.30	14.8	.354	.354	.021	.0089	7804261236.	30.	2.17	7.7	.246	.246	.007	.0017
7804261229.	30.	2.17	13.7	.439	.439	.007	.0030	7804261221.	30.	2.17	17.5	.440	.440	.007	.0038
7804261213.	30.	2.17	20.1	.429	.429	.007	.0044	7804261150.	30.	1.38	6.3	.229	.229	.016	.0034
7804261158.	30.	1.38	11.2	.330	.330	.016	.0060	7804261205.	30.	1.38	14.8	.326	.326	.016	.0079

BREAKWATER 15

7805021015.	45.	2.80	4.7	.903	.903	.006	.0006	7805021026.	45.	2.80	7.1	.863	.863	.006	.0009
7805021036.	45.	2.80	10.3	.833	.833	.006	.0013	7805021045.	45.	2.80	14.8	.805	.805	.006	.0019
7805021058.	45.	2.80	18.4	.739	.739	.006	.0024	7805021108.	45.	1.69	1.0	.908	.908	.016	.0004
7805021116.	45.	1.69	2.1	.908	.908	.016	.0008	7805021128.	45.	1.69	4.2	.890	.890	.016	.0015
7805021136.	45.	1.69	6.0	.858	.858	.016	.0021	7805021145.	45.	1.69	8.7	.821	.821	.016	.0031
7805021155.	45.	1.69	12.9	.795	.795	.016	.0046	7805021204.	45.	1.69	18.3	.627	.627	.016	.0065
7805021311.	45.	.91	1.8	.865	.865	.055	.0022	7805021321.	45.	.91	2.4	.850	.850	.055	.0030
7805021330.	45.	.91	3.1	.851	.851	.055	.0038	7805021239.	45.	.91	3.9	.866	.866	.055	.0048
7805021247.	45.	.91	8.2	.594	.594	.055	.0101	7805021329.	40.	2.80	5.9	.788	.788	.005	.0008
7805021337.	40.	2.80	8.6	.785	.785	.005	.0011	7805021348.	40.	2.80	12.1	.729	.729	.005	.0016
7805021358.	40.	2.80	16.6	.685	.685	.005	.0022	7805030732.	40.	2.80	20.8	.588	.588	.005	.0027
7805030854.	40.	2.50	.7	.931	.931	.007	.0001	7805030905.	40.	2.50	1.5	.864	.864	.007	.0002
7805030930.	40.	2.50	3.1	.826	.826	.007	.0005	7805030939.	40.	2.50	6.3	.810	.810	.007	.0010
7805030947.	40.	2.50	9.0	.772	.772	.007	.0015	7805030956.	40.	2.50	13.0	.700	.700	.007	.0021
7805031007.	40.	2.50	19.1	.641	.641	.007	.0031	7805030845.	40.	1.59	1.3	.861	.861	.016	.0005
7805030827.	40.	1.59	2.8	.813	.813	.016	.0011	7805030816.	40.	1.59	5.6	.718	.718	.016	.0023
7805030756.	40.	1.59	10.8	.627	.627	.016	.0044	7805030748.	40.	1.59	15.0	.561	.561	.016	.0061
7805030740.	40.	1.59	20.0	.484	.484	.016	.0081	7805031143.	40.	.86	2.2	.772	.772	.055	.0030
7805031052.	40.	.86	3.2	.755	.755	.055	.0044	7805031044.	40.	.86	4.2	.726	.726	.055	.0058
7805031037.	40.	.86	5.6	.730	.730	.055	.0077	7805031026.	40.	.86	6.0	.521	.521	.055	.0083
7805031018.	40.	.86	7.4	.516	.516	.055	.0102	7805040935.	35.	2.80	1.5	.789	.789	.005	.0002
7805040945.	35.	2.80	3.0	.713	.713	.005	.0004	7805040953.	35.	2.80	6.1	.679	.679	.005	.0008
7805041002.	35.	2.80	12.6	.619	.619	.005	.0016	7805041012.	35.	2.80	17.7	.557	.557	.005	.0023
7805041027.	35.	2.80	20.6	.501	.501	.005	.0027	7805041157.	35.	2.34	.5	.889	.889	.007	.0001
7805041206.	35.	2.34	1.1	.819	.819	.007	.0002	7805041215.	35.	2.34	2.2	.739	.739	.007	.0004
7805041226.	35.	2.34	3.2	.714	.714	.007	.0006	7805040135.	35.	2.34	4.6	.685	.685	.007	.0009
7805040109.	35.	2.34	6.6	.669	.669	.007	.0012	7805040120.	35.	2.34	9.6	.630	.630	.007	.0018
7805040129.	35.	2.34	14.3	.567	.567	.007	.0027	7805040137.	35.	2.34	20.3	.506	.506	.007	.0038
7805041149.	35.	1.49	1.1	.796	.796	.016	.0005	7805041138.	35.	1.49	2.3	.696	.696	.016	.0011
7805041114.	35.	1.49	4.8	.569	.569	.016	.0022	7805041102.	35.	1.49	11.1	.516	.516	.016	.0051
7805041053.	35.	1.49	16.7	.440	.440	.016	.0077	7805040146.	35.	1.49	22.3	.359	.359	.016	.0102
7805041042.	35.	1.49	23.0	.374	.374	.016	.0106	7805040203.	30.	2.80	2.6	.538	.538	.004	.0003
7805040211.	30.	2.80	5.1	.480	.480	.004	.0007	7805040219.	30.	2.80	10.6	.537	.537	.004	.0014
7805051228.	30.	2.17	1.6	.673	.673	.007	.0003	7805051222.	30.	2.17	1.7	.674	.674	.007	.0004
7805051215.	30.	2.17	3.3	.602	.602	.007	.0007	7805051155.	30.	2.17	6.3	.543	.543	.007	.0014
7805051003.	30.	2.17	12.1	.551	.551	.007	.0026	7805050944.	30.	2.17	15.9	.510	.510	.007	.0034
7805050933.	30.	2.17	21.0	.436	.436	.007	.0046	7805050840.	30.	1.38	1.1	.566	.566	.016	.0006
7805050848.	30.	1.38	2.2	.501	.501	.016	.0012	7805050857.	30.	1.38	4.9	.425	.425	.016	.0026
7805050906.	30.	1.38	9.6	.408	.408	.016	.0051	7805050916.	30.	1.38	12.0	.362	.362	.016	.0064
7805050924.	30.	1.38	16.9	.303	.303	.016	.0091	7805081048.	25.	1.98	.7	.767	.767	.007	.0002
7805081040.	25.	1.98	1.4	.692	.692	.007	.0004	7805081032.	25.	1.98	3.1	.573	.573	.007	.0008
7805081024.	25.	1.98	6.5	.437	.437	.007	.0017	7805081012.	25.	1.98	9.5	.417	.417	.007	.0025
7805081004.	25.	1.98	13.6	.366	.366	.007	.0035	7805080858.	25.	1.26	1.4	.609	.609	.016	.0009
7805080907.	25.	1.26	3.0	.460	.460	.016	.0019	7805080919.	25.	1.26	6.3	.346	.346	.016	.0040
7805080928.	25.	1.26	9.3	.311	.311	.016	.0060	7805080941.	25.	1.26	13.7	.297	.297	.016	.0088
7805080956.	25.	1.26	14.9	.256	.256	.016	.0096	7805091028.	20.	1.77	5.5	.405	.405	.007	.0018
7805091036.	20.	1.77	8.0	.341	.341	.007	.0026	7805091044.	20.	1.77	11.9	.309	.309	.007	.0039
7805090845.	20.	1.13	.7	.371	.371	.016	.0006	7805090837.	20.	1.13	1.2	.335	.335	.016	.0010
7805090855.	20.	1.13	2.7	.271	.271	.016	.0022	7805090903.	20.	1.13	3.8	.233	.233	.016	.0030
7805090913.	20.	1.13	5.6	.198	.198	.016	.0045	7805090923.	20.	1.13	7.8	.176	.176	.016	.0062

BREAKWATER 15W

7804270921.	50.	2.18	.9	***	***	.011	.0002	7804270932.	50.	2.18	1.8	.955	.955	.011	.0004
7804270942.	50.	2.18	3.6	.918	.918	.011	.0008	7804270953.	50.	2.18	7.5	.897	.897	.011	.0016
7804271003.	50.	2.18	10.7	.877	.877	.011	.0023	7804271015.	50.	2.18	15.7	.856	.856	.011	.0034
7804271055.	50.	1.78	1.1	.868	.868	.016	.0004	7804271048.	50.	1.78	2.3	.868	.868	.016	.0007
7804271040.	50.	1.78	5.6	.824	.824	.016	.0018	7804271032.	50.	1.78	11.8	.851	.851	.016	.0038



ID D(CM) T(S) H(CM) KT SINE BLADE MOTION  
KR D/GT2 H/GT2

ID D(CM) T(S) H(CM) KT KR D/GT2 H/GT2

BREAKWATER 15W

7804271023.	50.	1.78	14.7	.783	.783	.016	.0047
7804271210.	45.	2.65	4.5	.860	.860	.007	.0007
7804271227.	45.	2.65	13.6	.811	.811	.007	.0020
7804271119.	45.	1.69	3.0	.859	.859	.016	.0011
7804271135.	45.	1.69	8.9	.802	.802	.016	.0032
7804271151.	45.	1.69	16.9	.615	.615	.016	.0060
7804271252.	45.	.91	3.5	.859	.859	.055	.0043
7804281251.	40.	1.59	1.9	.835	.835	.016	.0008
7804281307.	40.	1.59	7.2	.664	.664	.016	.0029
7804281324.	40.	1.59	18.7	.491	.491	.016	.0075
7804281256.	35.	3.06	17.6	.476	.476	.004	.0019
7804281142.	35.	1.95	14.9	.558	.558	.009	.0040
7804281230.	35.	1.49	3.4	.594	.594	.016	.0016
7804281247.	35.	1.49	16.7	.430	.430	.016	.0077
7804281125.	35.	1.30	15.0	.428	.428	.021	.0091
7804271417.	30.	2.17	4.4	.464	.464	.007	.0010
7804271432.	30.	2.17	16.2	.478	.478	.007	.0035
7804271324.	30.	1.38	1.4	.453	.453	.016	.0008
7804271341.	30.	1.38	7.1	.332	.332	.016	.0038
7804271357.	30.	1.38	13.0	.318	.318	.016	.0070

7804271202.	45.	2.65	.9	.975	.975	.007	.0001
7804271219.	45.	2.65	9.7	.871	.871	.007	.0014
7804271111.	45.	1.69	1.4	.880	.880	.016	.0005
7804271127.	45.	1.69	6.2	.810	.810	.016	.0022
7804271143.	45.	1.69	12.9	.732	.732	.016	.0046
7804271259.	45.	.91	1.9	.837	.837	.055	.0023
7804271244.	45.	.91	8.1	.600	.600	.055	.0100
7804281259.	40.	1.59	3.8	.754	.754	.016	.0015
7804281316.	40.	1.59	13.7	.561	.561	.016	.0055
7804281151.	35.	3.06	12.5	.502	.502	.004	.0014
7804281305.	35.	3.06	22.5	.444	.444	.004	.0025
7804281222.	35.	1.49	1.6	.675	.675	.016	.0007
7804281239.	35.	1.49	7.4	.489	.489	.016	.0034
7804281116.	35.	1.30	11.3	.476	.476	.021	.0068
7804271409.	30.	2.17	2.2	.555	.555	.007	.0005
7804271425.	30.	2.17	8.6	.463	.463	.007	.0019
7804271442.	30.	2.17	20.7	.438	.438	.007	.0045
7804271332.	30.	1.38	3.1	.355	.355	.016	.0017
7804271349.	30.	1.38	9.6	.342	.342	.016	.0051

BREAKWATER 16

7805110706.	60.	4.83	.8	.826	.826	.003	.0000
7805110723.	60.	4.83	6.0	.766	.766	.003	.0003
7805110746.	60.	4.83	17.8	.793	.793	.003	.0008
7805110831.	60.	3.06	2.8	.917	.917	.007	.0003
7805110811.	60.	3.06	8.9	.908	.908	.007	.0010
7805110856.	60.	1.95	1.7	.959	.959	.016	.0005
7805110924.	60.	1.95	6.7	.915	.915	.016	.0018
7805111010.	60.	1.95	26.4	.706	.706	.016	.0071
7805111201.	60.	1.05	4.1	.953	.953	.050	.0038
7805111038.	60.	1.05	9.3	.969	.969	.050	.0086
7805111232.	55.	4.69	1.2	.786	.786	.003	.0001
7805111252.	55.	4.69	8.3	.764	.764	.003	.0004
7805111313.	55.	4.69	21.5	.624	.624	.003	.0010
7805120822.	55.	2.93	3.5	.972	.972	.007	.0004
7805111348.	55.	2.93	11.1	.949	.949	.007	.0013
7805111326.	55.	2.93	22.2	.909	.909	.007	.0026
7805120857.	55.	1.87	3.3	.860	.860	.016	.0010
7805120935.	55.	1.87	13.6	.823	.823	.016	.0040
7805120955.	55.	1.87	25.7	.643	.643	.016	.0075
7805121023.	55.	1.01	3.8	.900	.900	.055	.0038
7805121014.	55.	1.01	4.8	.897	.897	.055	.0048
7805121205.	50.	4.54	4.0	.715	.715	.002	.0002
7805121225.	50.	4.54	11.2	.762	.762	.002	.0006
7805121247.	50.	4.54	23.7	.591	.591	.002	.0012
7805121319.	50.	2.80	9.5	.908	.908	.007	.0012
7805121259.	50.	2.80	16.1	.923	.923	.007	.0021
7805140942.	50.	1.78	2.4	.840	.840	.016	.0008
7805141015.	50.	1.78	8.5	.849	.849	.016	.0027
7805141042.	50.	1.78	17.1	.688	.688	.016	.0055
7805141241.	45.	4.38	1.3	.694	.694	.002	.0001
7805141306.	45.	4.38	6.1	.671	.671	.002	.0003
7805141329.	45.	4.38	12.7	.768	.768	.002	.0007
7805141411.	45.	2.65	12.9	.810	.810	.007	.0019
7805141350.	45.	2.65	25.7	.574	.574	.007	.0037
7805170838.	35.	4.06	5.4	.555	.555	.002	.0003
7805170857.	35.	4.06	15.4	.499	.499	.002	.0010
7805220937.	35.	3.10	.9	.871	.871	.004	.0001
7805221003.	35.	3.10	5.1	.601	.601	.004	.0005
7805221022.	35.	3.10	11.1	.516	.516	.004	.0012
7805170921.	35.	2.34	1.0	.799	.799	.007	.0002
7805170939.	35.	2.34	4.0	.650	.650	.007	.0007
7805170957.	35.	2.34	8.3	.587	.587	.007	.0015
7805171022.	35.	2.34	16.9	.468	.468	.007	.0031
7805221049.	35.	1.65	1.4	.673	.673	.013	.0005
7805221145.	35.	1.65	5.6	.534	.534	.013	.0021
7805221203.	35.	1.65	14.4	.414	.414	.013	.0054
7805171043.	35.	1.49	2.3	.624	.624	.016	.0011
7805171154.	35.	1.49	11.5	.435	.435	.016	.0053
7805171214.	35.	1.49	23.2	.305	.305	.016	.0107
7805171243.	30.	3.89	3.0	.468	.468	.002	.0002
7805171303.	30.	3.89	10.3	.417	.417	.002	.0007
7805180937.	30.	2.87	1.8	.616	.616	.004	.0002
7805180955.	30.	2.87	7.2	.454	.454	.004	.0009
7805181241.	30.	2.87	14.7	.453	.453	.004	.0018

7805110715.	60.	4.83	2.8	.794	.794	.003	.0001
7805110735.	60.	4.83	12.6	.758	.758	.003	.0006
7805110840.	60.	3.06	.9	.956	.956	.007	.0001
7805110820.	60.	3.06	6.1	.902	.902	.007	.0007
7805110802.	60.	3.06	13.5	.939	.939	.007	.0015
7805110913.	60.	1.95	3.4	.947	.947	.016	.0009
7805110937.	60.	1.95	13.7	.871	.871	.016	.0037
7805111208.	60.	1.05	2.8	.947	.947	.050	.0026
7805111046.	60.	1.05	6.5	.952	.952	.050	.0060
7805111022.	60.	1.05	11.8	.780	.780	.050	.0109
7805111242.	55.	4.69	4.0	.760	.760	.003	.0002
7805111304.	55.	4.69	16.1	.822	.822	.003	.0007
7805120832.	55.	2.93	1.1	.979	.979	.007	.0001
7805120810.	55.	2.93	7.7	.949	.949	.007	.0009
7805111339.	55.	2.93	15.9	.981	.981	.007	.0019
7805120843.	55.	1.87	1.6	.860	.860	.016	.0005
7805120913.	55.	1.87	6.5	.852	.852	.016	.0019
7805120946.	55.	1.87	19.2	.754	.754	.016	.0056
7805121031.	55.	1.01	1.3	.927	.927	.055	.0013
7805121005.	55.	1.01	4.3	.893	.893	.055	.0043
7805121152.	50.	4.54	2.0	.714	.714	.002	.0001
7805121215.	50.	4.54	7.9	.734	.734	.002	.0004
7805121235.	50.	4.54	16.4	.731	.731	.002	.0008
7805140836.	50.	2.80	4.2	.954	.954	.007	.0005
7805121310.	50.	2.80	13.6	.916	.916	.007	.0018
7805140921.	50.	1.78	1.1	.820	.820	.016	.0004
7805140959.	50.	1.78	5.0	.852	.852	.016	.0016
7805141029.	50.	1.78	12.4	.828	.828	.016	.0040
7805141144.	50.	1.78	23.3	.578	.578	.016	.0075
7805141253.	45.	4.58	2.8	.688	.688	.002	.0001
7805141318.	45.	4.38	8.9	.695	.695	.002	.0005
7805141340.	45.	4.38	17.7	.678	.678	.002	.0009
7805141400.	45.	2.65	18.3	.702	.702	.007	.0027
7805170815.	35.	4.06	2.6	.562	.562	.002	.0002
7805170847.	35.	4.06	11.1	.552	.552	.002	.0007
7805170911.	35.	4.06	20.9	.437	.437	.002	.0013
7805220955.	35.	3.10	2.2	.739	.739	.004	.0002
7805221013.	35.	3.10	7.6	.554	.554	.004	.0008
7805221032.	35.	3.10	16.1	.478	.478	.004	.0017
7805170930.	35.	2.34	2.0	.725	.725	.007	.0004
7805170948.	35.	2.34	5.7	.615	.615	.007	.0011
7805171005.	35.	2.34	11.6	.542	.542	.007	.0022
7805221041.	35.	1.65	.7	.750	.750	.013	.0003
7805221137.	35.	1.65	2.8	.583	.583	.013	.0010
7805221154.	35.	1.65	8.8	.464	.464	.013	.0033
7805171034.	35.	1.49	1.1	.703	.703	.016	.0005
7805171052.	35.	1.49	4.9	.498	.498	.016	.0023
7805171203.	35.	1.49	16.5	.366	.366	.016	.0076
7805171233.	30.	3.89	1.4	.553	.553	.002	.0001
7805171253.	30.	3.89	6.5	.401	.401	.002	.0004
7805171313.	30.	3.89	14.8	.373	.373	.002	.0010
7805180946.	30.	2.87	3.5	.531	.531	.004	.0004
7805181004.	30.	2.87	10.2	.465	.465	.004	.0013
7805181252.	30.	2.87	21.3	.403	.403	.004	.0026



SINE BLADE MOTION															
ID	D(CM)	T(S)	H(CM)	KT	KR	D/GT2	H/GT2	ID	D(CM)	T(S)	H(CM)	KT	KR	D/GT2	H/GT2
BREAKWATER 16															
7805171321.	30.	2.17	2.0	.660	.660	.007	.0004	7805171330.	30.	2.17	4.1	.536	.536	.007	.0009
7805171338.	30.	2.17	8.1	.484	.484	.007	.0018	7805171347.	30.	2.17	14.9	.434	.434	.007	.0032
7809171355.	30.	2.17	19.1	.411	.411	.007	.0041	7805180832.	30.	1.53	.7	.636	.636	.013	.0003
7805180902.	30.	1.53	4.5	.362	.362	.013	.0020	7805180910.	30.	1.53	12.4	.330	.330	.013	.0054
7805180920.	30.	1.53	18.2	.264	.264	.013	.0079	7805180928.	30.	1.53	24.1	.213	.213	.013	.0105
7805180733.	30.	1.38	1.3	.496	.490	.016	.0007	7805180741.	30.	1.38	2.7	.377	.377	.016	.0014
7805180750.	30.	1.38	5.9	.292	.292	.016	.0032	7805180759.	30.	1.38	8.3	.298	.298	.016	.0044
7805180807.	30.	1.38	10.7	.288	.288	.016	.0057	7805180815.	30.	1.38	15.0	.261	.261	.016	.0080
7805180823.	30.	1.38	18.6	.228	.228	.016	.0100	7805190910.	25.	3.70	1.1	.487	.487	.002	.0001
7805190936.	25.	3.70	2.4	.434	.434	.002	.0002	7805190945.	25.	3.70	3.1	.387	.387	.002	.0002
7805191011.	25.	3.70	12.7	.245	.245	.002	.0009	7805191021.	25.	3.70	18.6	.267	.267	.002	.0014
7805181315.	25.	2.62	1.2	.585	.585	.004	.0002	7805181323.	25.	2.62	2.7	.487	.487	.004	.0004
7805181331.	25.	2.62	5.6	.371	.371	.004	.0008	7805181340.	25.	2.62	8.0	.324	.324	.004	.0012
7805181348.	25.	2.62	11.6	.282	.282	.004	.0017	7805181357.	25.	2.62	16.7	.283	.283	.004	.0025
7805190747.	25.	1.40	2.6	.288	.288	.013	.0014	7805190801.	25.	1.40	5.3	.211	.211	.013	.0028
7805190809.	25.	1.40	9.8	.171	.171	.013	.0051	7805190818.	25.	1.40	18.1	.144	.144	.013	.0094
7805190826.	25.	1.26	4.4	.206	.206	.016	.0028	7805190834.	25.	1.26	9.9	.150	.150	.016	.0064
7805190843.	25.	1.26	13.9	.147	.147	.016	.0089	7805190851.	25.	1.26	17.5	.140	.140	.016	.0112
7805190900.	25.	1.26	20.4	.118	.118	.016	.0131	7805191225.	20.	3.51	.4	.717	.717	.002	.0000
7805191234.	20.	3.51	.7	.658	.658	.002	.0001	7805191251.	20.	3.51	1.0	.612	.612	.002	.0001
7805191301.	20.	3.51	1.5	.559	.559	.002	.0001	7805191311.	20.	3.51	3.0	.444	.444	.002	.0002
7805191322.	20.	3.51	6.3	.328	.328	.002	.0005	7805191331.	20.	3.51	13.5	.225	.225	.002	.0011
7805191340.	20.	3.51	20.0	.187	.187	.002	.0017	7805220820.	20.	2.34	.9	.845	.845	.004	.0002
7805220812.	20.	2.34	1.8	.662	.662	.004	.0003	7805220803.	20.	2.34	3.6	.472	.472	.004	.0007
7805191405.	20.	2.34	7.0	.317	.317	.004	.0013	7805220754.	20.	2.34	7.1	.316	.316	.004	.0013
7805220746.	20.	2.34	9.9	.257	.257	.004	.0018	7805191356.	20.	2.34	13.5	.209	.209	.004	.0025
7805220736.	20.	2.34	14.3	.210	.210	.004	.0027	7805191349.	20.	2.34	20.7	.169	.169	.004	.0039
7805220727.	20.	2.34	19.9	.180	.180	.004	.0037	7805220829.	20.	1.77	1.2	.605	.605	.007	.0004
7805220838.	20.	1.77	2.5	.447	.447	.007	.0008	7805220846.	20.	1.77	5.4	.293	.293	.007	.0018
7805220855.	20.	1.77	8.1	.229	.229	.007	.0026	7805220904.	20.	1.77	12.4	.175	.175	.007	.0040
7805220912.	20.	1.77	18.1	.138	.138	.007	.0059								
BREAKWATER 17															
7807070834.	50.	6.99	2.1	.780	.780	.001	.0000	7807070844.	50.	6.99	4.3	.692	.692	.001	.0001
7807070854.	50.	6.99	8.5	.586	.586	.001	.0002	7807070904.	50.	6.99	8.5	.559	.559	.001	.0002
7807070937.	50.	6.99	16.4	.457	.457	.001	.0003	7808010135.	50.	6.34	.4	.934	.934	.001	.0000
7808151017.	50.	6.34	1.5	.742	.742	.001	.0000	7808151025.	50.	6.34	2.8	.671	.671	.001	.0001
7808151033.	50.	6.34	3.9	.649	.649	.001	.0001	7808010206.	50.	6.34	4.1	.682	.682	.001	.0001
7808151049.	50.	6.34	8.9	.529	.529	.001	.0002	7808010155.	50.	6.34	9.1	.561	.561	.001	.0002
7808151057.	50.	6.34	14.8	.435	.435	.001	.0004	7808010145.	50.	6.34	14.9	.458	.458	.001	.0004
7807071023.	50.	5.17	1.0	.709	.709	.002	.0000	7807070814.	50.	5.17	2.0	.670	.670	.002	.0001
7807071004.	50.	5.17	4.0	.596	.596	.002	.0002	7807070755.	50.	5.17	5.9	.543	.543	.002	.0002
7807071046.	50.	5.17	8.8	.491	.491	.002	.0003	7808151133.	50.	4.54	2.3	.546	.546	.002	.0001
7808151127.	50.	4.54	7.1	.427	.427	.002	.0004	7808151119.	50.	4.54	10.5	.377	.377	.002	.0005
7808151112.	50.	4.54	15.7	.330	.330	.002	.0008	7808151105.	50.	4.54	23.3	.296	.296	.002	.0012
7807071014.	50.	3.70	2.8	.565	.565	.004	.0002	7807071005.	50.	3.70	5.7	.501	.501	.004	.0004
7807070956.	50.	3.70	11.0	.419	.419	.004	.0008	7807070947.	50.	3.70	14.8	.387	.387	.004	.0011
7807071040.	50.	2.80	1.6	.765	.765	.007	.0002	7807071031.	50.	2.80	3.4	.689	.689	.007	.0004
7808020709.	50.	1.87	2.3	.508	.508	.015	.0007	7808020719.	50.	1.87	4.7	.467	.467	.015	.0014
7808020727.	50.	1.87	6.7	.433	.433	.015	.0020	7808020735.	50.	1.87	9.7	.409	.409	.015	.0028
7808151151.	50.	1.87	14.0	.339	.339	.015	.0041	7808151145.	50.	1.87	18.8	.311	.311	.015	.0055
7808151139.	50.	1.87	26.4	.265	.265	.015	.0077	7807071129.	50.	1.78	6.0	.472	.472	.016	.0019
7807071122.	50.	1.78	12.7	.370	.370	.016	.0041	7807071047.	50.	1.78	23.2	.294	.294	.016	.0075
7807071144.	50.	1.50	8.8	.437	.437	.023	.0031	7807071136.	50.	1.50	11.7	.352	.352	.023	.0053
7807051508.	45.	6.90	2.8	.760	.760	.001	.0001	7807051458.	45.	6.90	5.8	.660	.660	.001	.0001
7807051449.	45.	6.90	8.6	.586	.586	.001	.0002	7807051441.	45.	6.90	13.7	.475	.475	.001	.0003
7807051308.	45.	4.91	2.1	.579	.579	.002	.0001	7807051316.	45.	4.91	3.1	.553	.553	.002	.0001
7807051326.	45.	4.91	4.7	.519	.519	.002	.0002	7807051334.	45.	4.91	6.9	.471	.471	.002	.0003
7807051342.	45.	4.91	10.3	.426	.426	.002	.0004	7807051350.	45.	4.91	15.1	.384	.384	.002	.0006
7807051358.	45.	3.51	1.4	.689	.689	.004	.0001	7807051405.	45.	3.51	2.9	.624	.624	.004	.0002
7807051416.	45.	3.51	6.0	.534	.534	.004	.0005	7807051424.	45.	3.51	12.4	.443	.443	.004	.0010
7807051432.	45.	3.51	18.2	.386	.386	.004	.0015	7807051515.	45.	2.65	1.2	.734	.734	.007	.0002
7807051521.	45.	2.65	2.7	.664	.664	.007	.0004	7807051528.	45.	2.65	6.2	.553	.553	.007	.0009
7807051536.	45.	2.65	13.6	.424	.424	.007	.0020	7807051543.	45.	2.65	18.5	.381	.381	.007	.0027
7807051608.	45.	1.88	2.8	.544	.544	.013	.0008	7807051601.	45.	1.88	5.4	.492	.492	.013	.0016
7807051555.	45.	1.88	10.6	.407	.407	.013	.0031	7807051549.	45.	1.88	21.0	.317	.317	.013	.0061
7807051614.	45.	1.69	.6	.552	.552	.016	.0002	7807051620.	45.	1.69	1.3	.551	.551	.016	.0005
7807051626.	45.	1.69	2.8	.523	.523	.016	.0010	7807051632.	45.	1.69	6.2	.453	.453	.016	.0022
7807071430.	35.	6.09	1.6	.836	.836	.001	.0000	7807071437.	35.	6.09	3.3	.728	.728	.001	.0001
7807071444.	35.	6.09	6.9	.589	.589	.001	.0002	7807071453.	35.	6.09	10.1	.523	.523	.001	.0003
7807071218.	35.	4.33	3.0	.471	.471	.002	.0002	7807071226.	35.	4.33	8.7	.370	.370	.002	.0005
7807071244.	35.	4.33	14.8	.345	.345	.002	.0008	7807071315.	35.	3.10	1.2	.707	.707	.004	.0001
7807071308.	35.	3.10	3.9	.706	.706	.004	.0004	7807071300.	35.	3.10	5.6	.596	.596	.004	.0006
7807071252.	35.	3.10	8.5	.501	.501	.004	.0009	7807071322.	35.	2.34	1.5	.637	.637	.007	.0003
7807071330.	35.	2.34	4.4	.557	.557	.007	.0008	7807071338.	35.	2.34	9.5	.460	.460	.007	.0018
7807071347.	35.	2.34	14.7	.390	.390	.007	.0027	7807071419.	35.	1.49	1.4	.603	.603	.016	.0006
7807071411.	35.	1.49	2.8	.523	.523	.016	.0013	7807071404.	35.	1.49	6.3	.425	.425	.016	.0029
7807071355.	35.	1.49	18.6	.304	.304	.016	.0067								



APPENDIX D

TEST RESULTS (IRREGULAR WAVES)

IRREGULAR WAVES																	
ID	D(CM)	T(S)	H(CM)	KT	KR	D/GT2	H/GT2	QP	ID	D(CM)	T(S)	H(CM)	KT	KR	D/GT2	H/GT2	QP
BREAKWATER 1																	
78032A1353.	60.	1.60	15.8	.163	.103	.024	.0063	3.33	78032A1403.	60.	1.46	17.2	.151	.151	.029	.0082	5.54
78032A1413.	60.	1.62	16.9	.176	.176	.023	.0066	4.01	78032A1422.	60.	3.08	8.2	.035	.035	.006	.0009	3.97
78032A1431.	60.	3.32	11.3	.039	.039	.006	.0010	3.38	78032A1441.	60.	2.05	12.8	.068	.068	.015	.0031	3.77
78032A1451.	60.	3.32	12.0	.045	.045	.006	.0011	2.84	78032A1500.	60.	2.02	15.5	.160	.160	.015	.0039	3.45
7803270934.	75.	1.34	15.6	.319	.319	.043	.0089	2.28	7803270943.	75.	1.45	16.7	.355	.355	.036	.0081	5.82
7803270952.	75.	1.56	16.5	.347	.347	.031	.0069	4.37	7803271004.	75.	3.32	11.1	.303	.303	.007	.0010	3.94
7803271013.	75.	3.28	7.5	.253	.253	.007	.0007	3.24	7803271022.	75.	1.33	12.5	.291	.291	.043	.0072	2.69
7803271032.	75.	2.00	11.5	.356	.356	.019	.0029	2.85	7803271041.	75.	1.34	13.3	.305	.305	.043	.0076	1.76
BREAKWATER 4																	
7801191338.	74.	2.12	13.3	.543	.543	.017	.0030	5.11	7801191346.	74.	.97	15.6	.488	.488	.080	.0169	5.39
7801191354.	74.	2.03	16.1	.495	.495	.018	.0040	4.56	7801191404.	74.	1.53	15.6	.484	.484	.032	.0068	6.03
7801191410.	74.	1.44	14.6	.501	.501	.036	.0072	7.54	7801240808.	60.	2.12	14.7	.226	.226	.014	.0033	5.14
7801240817.	60.	2.23	15.0	.231	.231	.012	.0031	4.98	7801240825.	60.	1.38	17.4	.237	.237	.032	.0093	4.59
7801240834.	60.	1.53	15.0	.193	.193	.026	.0065	5.62	7801240843.	60.	1.44	14.6	.187	.187	.030	.0072	7.26
7801211312.	60.	2.12	14.6	.229	.229	.014	.0033	5.15	7801211320.	60.	2.23	14.8	.228	.228	.012	.0030	4.82
7801211327.	60.	2.03	17.0	.233	.233	.015	.0042	4.37	7801211122.	60.	1.38	15.4	.209	.209	.032	.0083	6.22
7801211339.	60.	1.44	14.6	.188	.188	.029	.0072	7.42	7801211735.	45.	2.12	12.1	.113	.113	.010	.0027	4.46
7801211749.	45.	2.35	16.4	.113	.113	.008	.0030	3.62	7801211755.	45.	1.53	14.9	.084	.084	.020	.0065	8.30
7801211820.	45.	1.30	12.4	.071	.071	.027	.0075	6.53	7801211830.	45.	1.70	12.4	.109	.109	.016	.0044	9.99
BREAKWATER 4W																	
7801181604.	80.	1.38	17.4	.658	.658	.043	.0093	4.49	7801191004.	85.	1.53	16.7	.755	.755	.037	.0073	6.30
7801191619.	85.	1.82	17.0	.766	.766	.026	.0052	8.64	7801191026.	85.	1.94	15.3	.768	.768	.023	.0041	4.82
7801191041.	85.	1.44	15.2	.786	.786	.042	.0075	9.85	7801180938.	76.	1.30	15.7	.518	.518	.046	.0095	5.24
7801180945.	76.	1.02	16.4	.551	.551	.074	.0161	5.35									
BREAKWATER 5																	
7802010849.	75.	1.88	15.1	.769	.769	.022	.0044	2.13	7802010901.	75.	1.19	16.8	.844	.844	.054	.0121	2.14
7802010912.	75.	1.19	16.7	.846	.846	.054	.0120	2.12	7802010924.	75.	2.46	9.9	.843	.843	.013	.0017	2.50
7802010935.	75.	2.44	9.8	.803	.803	.013	.0017	2.54	7802010947.	75.	1.45	9.6	.825	.825	.036	.0047	2.03
7802010957.	75.	1.45	9.5	.807	.807	.036	.0046	2.03	7802011010.	75.	1.34	17.7	.885	.885	.043	.0101	6.31
7802011021.	75.	1.34	17.8	.898	.898	.043	.0101	6.20	7802011034.	75.	1.26	17.3	.922	.922	.048	.0111	8.90
7802011057.	75.	1.88	15.3	.823	.823	.022	.0044	2.23	7802011107.	75.	1.88	15.3	.826	.826	.022	.0044	2.24
7801310957.	60.	2.64	12.5	.777	.777	.009	.0018	2.15	7801311011.	60.	1.26	15.8	.792	.792	.039	.0102	2.70
7801311023.	60.	1.55	15.2	.815	.815	.025	.0065	3.87	7801311034.	60.	1.97	17.0	.814	.814	.016	.0045	2.76
7801311046.	60.	1.16	13.4	.663	.663	.045	.0102	1.59	7801311058.	60.	2.84	13.1	.713	.713	.008	.0017	1.91
7801311109.	60.	2.64	12.6	.804	.804	.009	.0018	2.19	7801311119.	60.	1.26	16.0	.791	.791	.039	.0103	2.65
7801311131.	60.	1.55	15.3	.815	.815	.025	.0065	3.75	7801311142.	60.	1.97	17.1	.810	.810	.016	.0045	2.74
7801311154.	60.	1.16	13.4	.652	.652	.045	.0102	1.63	7802020832.	45.	2.12	12.3	.842	.842	.010	.0028	4.90
7802020832.	45.	2.12	12.2	.798	.798	.010	.0028	4.77	7802020840.	45.	2.23	14.4	.735	.735	.009	.0030	4.59
7802020847.	45.	2.35	15.8	.685	.685	.008	.0029	3.53	7802020857.	45.	1.53	14.8	.662	.662	.020	.0065	5.71
7802020904.	45.	1.30	12.2	.710	.710	.027	.0074	6.51	7802020952.	45.	.91	8.0	.708	.708	.055	.0099	2.58
BREAKWATER 6																	
7802071316.	75.	.91	13.3	.677	.677	.092	.0164	5.86	7802071324.	75.	1.30	16.1	.648	.648	.045	.0097	5.23
7802071332.	75.	1.82	16.2	.643	.643	.023	.0090	4.69	7802071339.	75.	1.53	17.6	.934	.934	.033	.0076	5.29
7802071348.	75.	1.44	14.6	.840	.840	.037	.0072	6.31	7802060216.	60.	1.62	14.0	.380	.380	.023	.0054	5.42
7802060225.	60.	1.30	15.1	.403	.403	.036	.0091	5.38	7802060232.	60.	2.03	18.3	.405	.405	.015	.0045	4.87
7802060239.	60.	1.53	15.3	.364	.364	.026	.0067	6.02	7802060246.	60.	1.30	15.0	.342	.342	.036	.0091	8.01
7802081115.	45.	2.12	12.3	.288	.288	.010	.0028	4.54	7802081125.	45.	2.23	16.2	.276	.276	.009	.0033	5.69
7802081134.	45.	1.37	15.6	.268	.268	.024	.0085	4.85	7802081144.	45.	1.53	14.4	.223	.223	.020	.0063	5.05
7802081154.	45.	1.30	12.6	.230	.230	.027	.0076	6.61									
BREAKWATER 9																	
7802221044.	75.	1.23	13.4	.428	.428	.051	.0090	5.46	7802221333.	75.	1.30	15.9	.404	.404	.045	.0096	4.91
7802221341.	75.	2.03	16.3	.431	.431	.019	.0040	4.46	7802221349.	75.	1.53	16.6	.401	.401	.033	.0072	5.96
7802221357.	75.	1.44	14.3	.394	.394	.037	.0070	6.74	7802231016.	75.	1.34	15.8	.364	.364	.043	.0090	2.11
7802231026.	75.	1.45	16.0	.393	.393	.036	.0078	6.02	7802231035.	75.	1.63	17.3	.372	.372	.029	.0066	3.52
7802231055.	75.	3.24	7.1	.555	.555	.007	.0007	4.53	7802240953.	75.	1.33	12.3	.361	.361	.043	.0071	2.40
7802241003.	75.	2.00	11.0	.421	.421	.019	.0028	1.56	7802241013.	75.	1.34	13.3	.417	.417	.043	.0076	1.45
7802271156.	60.	2.75	15.9	.151	.151	.008	.0021	2.09	7802271205.	60.	1.46	16.6	.120	.120	.029	.0079	6.11
7802271214.	60.	1.63	17.2	.136	.136	.023	.0066	3.37	7802281243.	45.	1.60	19.0	.104	.104	.018	.0076	2.10
7802281301.	45.	1.66	21.7	.081	.081	.017	.0080	4.46	7802281310.	45.	3.12	9.0	.217	.217	.005	.0009	2.96
7802281322.	45.	3.32	14.3	.167	.167	.004	.0013	2.98	7802281332.	45.	2.05	16.2	.098	.098	.011	.0039	2.41
7802281342.	45.	3.56	16.3	.147	.147	.004	.0013	3.03									
BREAKWATER 10																	
7803060930.	75.	1.34	16.0	.408	.408	.043	.0091	2.15	7803060939.	75.	1.45	16.2	.447	.447	.036	.0079	6.25
7803060948.	75.	1.77	17.0	.418	.418	.026	.0059	4.15	7803060957.	75.	2.64	10.3	.552	.552	.011	.0015	4.59
7803061006.	75.	2.61	6.7	.625	.625	.011	.0010	3.67	7803061016.	75.	1.33	12.5	.405	.405	.043	.0072	2.37
7803061025.	75.	2.00	11.0	.475	.475	.019	.0028	1.79	7803061035.	75.	1.34	13.0	.458	.458	.043	.0074	1.46



IRREGULAR WAVES									IRREGULAR WAVES								
ID	D(CM)	T(S)	H(CM)	KY	KR	D/GT2	H/GT2	QP	ID	D(CM)	T(S)	H(CM)	KY	KR	L/GT2	H/GT2	QP
BREAKWATER 10																	
7803031003	60	1.95	2.1	.381	.381	.016	.0006	9.99	7803031051	60	1.54	14.6	.229	.229	.026	.0063	2.56
7803031101	60	1.51	16.2	.191	.191	.027	.0072	4.44	7803031110	60	1.64	16.9	.215	.215	.023	.0064	3.64
7803031120	60	3.12	7.4	.305	.305	.006	.0008	3.24	7803031129	60	3.32	11.2	.268	.268	.006	.0010	3.50
7803031139	60	1.14	12.2	.190	.190	.047	.0096	2.35	7803031148	60	3.66	11.3	.232	.232	.005	.0009	2.12
7803031158	60	3.24	14.4	.286	.286	.006	.0014	2.69	7803020021	45	2.21	15.4	.090	.090	.009	.0032	2.38
7803021413	45	1.36	15.8	.062	.062	.025	.0087	4.61	7803021422	45	1.67	16.1	.082	.082	.016	.0059	4.17
7803021431	45	3.12	6.7	.213	.213	.005	.0007	2.41	7803021440	45	3.28	10.9	.155	.155	.004	.0010	4.03
7803021450	45	2.21	12.5	.098	.098	.009	.0026	2.50	7803021459	45	3.46	12.3	.126	.126	.004	.0010	2.64
BREAKWATER 13																	
7804211247	60	1.95	17.8	.724	.724	.016	.0048	2.50	7804211256	60	1.52	19.2	.773	.773	.026	.0085	3.98
7804211305	60	1.83	20.0	.755	.755	.018	.0061	3.46	7804211315	60	2.84	7.8	.767	.767	.008	.0010	3.23
7804211334	60	1.82	14.0	.713	.713	.018	.0043	2.70	7804211343	60	4.20	16.2	.608	.608	.003	.0009	1.76
7804211353	60	4.34	20.4	.606	.606	.003	.0011	1.83									
BREAKWATER 14																	
7804260816	35	2.10	15.6	.301	.301	.008	.0036	2.49	7804260829	35	1.55	16.6	.261	.261	.015	.0071	3.73
7804260852	35	2.84	6.8	.357	.357	.004	.0009	5.67	7804260904	35	2.78	9.9	.352	.352	.005	.0013	4.66
7804260916	35	2.10	12.5	.266	.266	.008	.0029	2.33	7804260928	35	4.20	14.0	.330	.330	.002	.0008	1.81
7804260940	35	4.00	18.4	.297	.297	.002	.0012	2.03									
BREAKWATER 15																	
7805010809	50	1.23	16.3	.590	.590	.034	.0110	2.00	7805010830	50	1.45	17.2	.652	.652	.024	.0083	3.93
7805010844	50	1.57	17.8	.653	.653	.021	.0074	3.24	7805031228	35	1.55	17.1	.370	.370	.015	.0073	3.72
7805031237	35	1.63	18.2	.340	.340	.013	.0070	3.25	7805031247	35	2.81	6.4	.510	.510	.005	.0008	3.06
7805031256	35	2.61	9.7	.476	.476	.005	.0015	4.19	7805031306	35	2.08	12.3	.383	.383	.008	.0029	2.10
7805031315	35	4.49	12.5	.362	.362	.002	.0006	1.37	7805031326	35	4.74	17.3	.361	.361	.002	.0008	1.99
7805031334	35	2.10	16.3	.355	.355	.008	.0038	2.29	7805081115	20	2.29	14.5	.169	.169	.004	.0028	2.26
7805081126	20	1.40	16.3	.154	.154	.010	.0085	4.17	7805081134	20	1.65	16.3	.157	.157	.007	.0061	3.89
7805081143	20	3.12	6.7	.280	.280	.002	.0007	2.86	7805081153	20	3.24	10.4	.240	.240	.002	.0010	2.94
7805081204	20	2.29	12.3	.182	.182	.004	.0024	2.32	7805081215	20	3.56	11.7	.196	.196	.002	.0009	1.69
BREAKWATER 15W																	
7804280947	35	2.10	15.2	.374	.374	.008	.0035	2.42	7804281003	35	1.45	16.1	.347	.347	.017	.0078	3.74
7804281014	35	1.58	17.2	.325	.325	.014	.0070	3.13	7804281024	35	2.84	6.3	.488	.488	.004	.0008	5.21
7804281033	35	2.78	9.5	.444	.444	.005	.0013	4.29	7804281043	35	2.10	11.7	.356	.356	.008	.0027	2.21
7804281053	35	4.20	13.1	.383	.383	.002	.0008	1.92	7804281104	35	4.00	16.9	.323	.323	.002	.0011	2.05
BREAKWATER 16																	
7806300828	45	2.03	16.2	.501	.501	.011	.0040	2.44	7806300838	45	2.03	16.5	.500	.500	.011	.0041	2.40
7806300847	45	1.55	17.3	.517	.517	.019	.0073	4.16	7806300857	45	1.55	17.7	.515	.515	.019	.0075	3.93
7806300906	45	1.55	17.3	.511	.511	.019	.0073	4.05	7806300917	45	1.58	18.4	.496	.496	.018	.0075	3.26
7806300927	45	1.58	18.4	.496	.496	.018	.0075	3.26	7806300936	45	1.64	18.6	.505	.505	.017	.0071	3.29
7806300948	45	3.05	6.3	.655	.655	.005	.0007	3.62	7806301001	45	3.05	6.3	.651	.651	.005	.0007	3.71
7806301010	45	3.05	6.3	.654	.654	.005	.0007	3.72	7806301020	45	2.72	9.8	.589	.589	.006	.0014	3.54
7806301029	45	2.75	9.8	.599	.599	.006	.0013	3.56	7806301038	45	2.75	9.8	.614	.614	.006	.0013	3.73
7806301048	45	1.43	12.9	.504	.504	.022	.0064	2.34	7806301057	45	1.43	13.2	.486	.486	.022	.0066	2.29
7806301120	45	4.27	12.8	.497	.497	.003	.0007	1.36	7806301130	45	1.72	17.9	.466	.466	.016	.0062	4.71
7806301140	45	4.27	13.0	.524	.524	.003	.0007	1.32	7806301152	45	4.20	13.2	.476	.476	.003	.0008	1.35
7806301202	45	3.88	18.1	.500	.500	.003	.0012	2.63	7806301211	45	3.88	18.0	.491	.491	.003	.0012	2.83
7806301221	45	4.00	18.7	.498	.498	.003	.0012	2.49	7806261248	40	2.75	15.4	.419	.419	.005	.0021	2.40
7806261300	40	2.75	15.3	.406	.406	.005	.0021	2.35	7806261310	40	2.75	15.6	.414	.414	.005	.0021	2.26
7806261321	40	1.48	16.3	.399	.399	.019	.0076	4.12	7806261330	40	1.40	16.5	.393	.393	.021	.0086	3.93
7806261339	40	1.40	16.4	.393	.393	.021	.0085	3.99	7806261349	40	1.58	17.6	.416	.416	.016	.0072	3.15
7806270809	40	1.58	17.9	.407	.407	.016	.0073	3.20	7806270827	40	2.88	6.2	.578	.578	.005	.0008	3.98
7806270845	40	2.88	6.2	.583	.583	.005	.0008	3.92	7806270854	40	2.88	6.3	.587	.587	.005	.0008	3.90
7806270904	40	3.16	9.4	.519	.519	.004	.0010	5.53	7806270913	40	2.75	9.5	.512	.512	.005	.0013	4.10
7806270922	40	2.75	9.5	.516	.516	.005	.0013	4.10	7806270931	40	1.14	12.9	.388	.388	.031	.0101	2.38
7806270940	40	1.14	12.8	.391	.391	.031	.0101	2.36	7806270949	40	1.14	12.8	.388	.388	.031	.0101	2.37
7806270959	40	4.20	14.1	.439	.439	.002	.0008	1.78	7806271007	40	4.20	14.3	.428	.428	.002	.0008	1.79
7806271016	40	4.13	14.2	.443	.443	.002	.0008	1.97	7806271026	40	4.00	17.9	.400	.400	.003	.0011	2.13
7806271035	40	4.00	17.9	.388	.388	.003	.0011	2.12	7806271043	40	4.00	17.9	.390	.390	.003	.0011	2.14
7806271141	40	2.75	14.3	.420	.420	.005	.0019	2.13	7806271150	40	2.75	14.5	.412	.412	.005	.0020	2.09
7806271158	40	2.75	14.5	.412	.412	.005	.0020	2.09	7806271208	40	1.40	15.6	.405	.405	.021	.0081	3.69
7806271216	40	1.40	15.6	.406	.406	.021	.0081	3.69	7806271225	40	1.40	15.5	.401	.401	.021	.0081	3.73
7806271236	40	1.58	16.4	.412	.412	.016	.0067	2.97	7806271245	40	1.58	16.5	.401	.401	.016	.0067	2.91
7806271254	40	1.58	16.8	.411	.411	.016	.0069	3.21	7806271304	40	2.69	14.3	.500	.500	.006	.0020	4.39
7806271313	40	2.84	8.7	.547	.547	.005	.0011	5.11	7806271322	40	2.75	8.3	.547	.547	.005	.0011	4.14
7806271332	40	2.72	5.6	.607	.607	.006	.0008	4.39	7806271341	40	2.72	5.6	.608	.608	.006	.0008	4.39
7806271349	40	2.72	5.6	.603	.603	.006	.0008	4.31	7806271359	40	1.43	11.4	.410	.410	.020	.0057	2.23
7806280037	40	1.20	11.6	.357	.357	.028	.0082	2.31	7806280048	40	1.14	11.7	.387	.387	.031	.0092	2.22
7806280115	40	3.51	12.0	.431	.431	.003	.0010	1.27	7806280123	40	3.51	11.9	.431	.431	.003	.0010	1.27
7806280132	40	3.51	12.0	.430	.430	.003	.0010	1.27	7806280142	40	4.27	15.7	.474	.474	.002	.0009	1.40
7806280205	40	4.20	16.0	.436	.436	.002	.0009	1.50	7806280213	40	4.27	15.9	.430	.430	.002	.0009	1.42
7806260805	35	4.20	12.5	.372	.372	.002	.0007	1.92	7806260815	35	4.20	12.4	.371	.371	.002	.0007	1.96
7806260824	35	4.20	12.3	.369	.369	.002	.0007	1.97	7806260833	35	4.00	16.1	.308	.308	.002	.0010	2.01
7806260842	35	4.00	16.0	.366	.366	.002	.0010	2.00	7806260851	35	4.00	16.2	.318	.318	.002	.0010	2.00



IRREGULAR WAVES  
KR D/GT2 H/GT2 QP

ID D(CM) T(S) H(CM) KT

ID D(CM) T(S) H(CM) KT KR D/GT2 H/GT2 QP

BREAKWATER 16

7806260900	35	2.04	17.1	.313	.313	.008	.0040	2.31
7806260918	35	2.10	17.3	.312	.312	.008	.0040	2.32
7806260937	35	1.55	17.9	.294	.294	.015	.0076	4.02
7806261004	35	1.58	19.2	.292	.292	.014	.0078	3.26
7806261023	35	2.84	7.1	.479	.479	.004	.0009	4.95
7806261040	35	2.84	7.2	.479	.479	.004	.0009	4.79
7806261059	35	2.84	10.2	.407	.407	.004	.0013	2.98
7806261118	35	1.25	13.6	.319	.319	.023	.0089	2.30
7806261135	35	1.73	13.5	.326	.326	.012	.0046	2.50
7806261156	35	4.20	14.0	.368	.368	.002	.0008	1.69
7806150912	35	2.10	15.1	.261	.261	.008	.0035	2.41
7806151010	35	2.10	15.3	.263	.263	.008	.0035	2.37
7806151142	35	1.55	16.5	.239	.239	.015	.0070	3.78
7806151216	35	1.55	16.5	.229	.229	.015	.0070	3.83
7806151239	35	1.54	17.3	.244	.244	.014	.0071	3.12
7806151335	35	2.84	6.2	.385	.385	.004	.0008	4.47
7806151407	35	2.78	9.4	.367	.367	.005	.0012	4.08
7806230729	35	2.78	8.1	.474	.474	.005	.0011	4.18
7806230747	35	2.78	5.4	.511	.511	.005	.0007	4.63
7806230804	35	2.78	5.4	.514	.514	.005	.0007	4.61
7806230822	35	1.33	10.6	.326	.326	.020	.0061	2.15
7806230903	35	4.57	10.8	.386	.386	.002	.0005	1.32
7806230941	35	4.27	14.6	.356	.356	.002	.0008	1.52
7806230959	35	2.10	15.1	.324	.324	.008	.0035	2.26
7806231017	35	2.10	15.1	.330	.330	.008	.0035	2.38
7806231035	35	1.55	16.5	.291	.291	.015	.0070	3.77
7806231054	35	1.58	17.1	.291	.291	.014	.0070	3.07
7806231119	35	1.58	17.2	.295	.295	.014	.0070	3.08
7806231141	35	2.84	6.1	.468	.468	.004	.0008	4.61
7806231159	35	2.78	9.3	.455	.455	.005	.0012	4.15
7806231217	35	2.78	9.3	.456	.456	.005	.0012	4.56
7806231245	35	2.78	9.3	.454	.454	.005	.0012	4.17
7806231303	35	1.58	17.0	.327	.327	.014	.0069	3.10
7806231337	35	1.25	11.9	.303	.303	.023	.0078	2.19
7806231356	35	2.10	11.9	.311	.311	.008	.0028	2.17
7806160801	35	2.78	9.5	.367	.367	.005	.0013	4.16
7806160838	35	2.10	12.0	.259	.259	.008	.0028	2.20
7806160858	35	2.10	12.1	.249	.249	.008	.0028	2.20
7806160919	35	4.20	12.9	.298	.298	.002	.0007	2.00
7806160939	35	4.00	16.9	.247	.247	.002	.0011	2.04
7806161000	35	4.00	16.9	.244	.244	.002	.0011	2.04
7806161342	30	1.54	17.1	.190	.190	.013	.0074	2.46
7806161402	30	1.55	18.0	.166	.166	.013	.0076	4.25
7806161421	30	1.55	18.5	.166	.166	.013	.0079	4.17
7806161439	30	1.64	18.6	.183	.183	.011	.0071	3.27
7806190957	30	3.05	7.1	.392	.392	.003	.0008	5.60
7806191017	30	3.05	7.1	.394	.394	.003	.0008	5.72
7806191037	30	2.84	9.9	.336	.336	.004	.0013	2.57
7806191056	30	2.13	12.7	.262	.262	.007	.0029	2.26
7806191113	30	2.13	12.9	.260	.260	.007	.0029	2.29
7806191132	30	4.20	12.8	.297	.297	.002	.0007	1.34
7806191212	25	1.49	15.4	.175	.175	.011	.0071	2.32
7806191230	25	1.49	15.3	.175	.175	.011	.0070	2.36
7806191248	25	1.55	16.5	.159	.159	.011	.0070	4.15
7806191305	25	2.23	17.1	.178	.178	.005	.0035	2.98
7806191326	25	2.23	17.0	.179	.179	.005	.0035	2.90
7806191344	25	3.05	6.7	.326	.326	.003	.0007	5.77
7806191402	25	3.20	9.5	.280	.280	.002	.0009	2.71
7806200742	25	3.20	9.4	.273	.273	.002	.0009	2.83
7806200802	25	2.21	11.8	.205	.205	.005	.0025	2.23
7806200821	25	2.21	12.0	.196	.196	.005	.0025	2.27
7806200839	25	3.76	12.1	.214	.214	.002	.0009	1.39

7806260910	35	1.54	17.3	.302	.302	.015	.0074	2.29
7806260928	35	1.55	17.9	.295	.295	.015	.0076	4.08
7806260946	35	1.55	17.9	.297	.297	.015	.0076	3.96
7806261013	35	1.58	19.2	.288	.288	.014	.0078	3.18
7806261032	35	2.84	7.1	.478	.478	.004	.0009	4.86
7806261050	35	2.84	10.2	.407	.407	.004	.0013	2.97
7806261108	35	2.84	10.2	.409	.409	.004	.0013	3.03
7806261126	35	1.25	13.5	.333	.333	.023	.0088	2.29
7806261147	35	4.20	13.9	.384	.384	.002	.0008	1.45
7806261206	35	4.20	13.8	.384	.384	.002	.0008	1.45
7806150924	35	2.10	15.1	.270	.270	.008	.0035	2.42
7806151024	35	2.10	15.2	.261	.261	.008	.0035	2.40
7806151153	35	1.55	16.6	.235	.235	.015	.0071	3.78
7806151227	35	1.58	17.4	.242	.242	.014	.0071	3.10
7806151324	35	1.58	17.4	.242	.242	.014	.0071	3.10
7806151355	35	2.84	6.2	.380	.380	.004	.0008	4.63
7806230718	35	2.78	8.1	.474	.474	.005	.0011	4.17
7806230737	35	2.78	8.1	.474	.474	.005	.0011	4.21
7806230755	35	2.78	5.5	.510	.510	.005	.0007	4.51
7806230814	35	1.33	10.6	.336	.336	.020	.0061	2.15
7806230831	35	1.25	10.6	.331	.331	.023	.0069	2.15
7806230932	35	4.27	14.6	.358	.358	.002	.0008	1.51
7806230949	35	4.27	14.6	.360	.360	.002	.0008	1.51
7806231008	35	2.10	15.1	.335	.335	.008	.0035	2.38
7806231026	35	1.55	16.1	.292	.292	.015	.0068	3.87
7806231043	35	1.55	16.4	.289	.289	.015	.0070	3.80
7806231110	35	1.58	17.2	.293	.293	.014	.0070	3.09
7806231132	35	2.84	6.1	.470	.470	.004	.0008	4.68
7806231150	35	2.84	6.1	.469	.469	.004	.0008	4.72
7806231208	35	2.78	9.3	.459	.459	.005	.0012	4.57
7806231226	35	2.78	9.3	.453	.453	.005	.0012	4.14
7806231255	35	1.58	17.2	.298	.298	.014	.0070	3.05
7806231314	35	1.58	17.3	.296	.296	.014	.0071	3.09
7806231347	35	2.10	11.8	.319	.319	.008	.0027	2.20
7806231408	35	4.20	12.8	.370	.370	.002	.0007	1.98
7806160815	35	2.81	9.5	.355	.355	.005	.0012	4.17
7806160848	35	2.10	12.1	.252	.252	.008	.0028	2.18
7806160909	35	4.20	13.0	.297	.297	.002	.0008	2.03
7806160928	35	4.20	13.0	.290	.290	.002	.0008	2.02
7806160949	35	4.00	16.9	.247	.247	.002	.0011	2.06
7806161332	30	2.15	16.1	.199	.199	.007	.0036	2.52
7806161352	30	1.54	17.2	.190	.190	.013	.0074	2.37
7806161412	30	1.55	18.6	.166	.166	.013	.0079	4.11
7806161430	30	1.58	18.8	.178	.178	.012	.0077	3.28
7806161448	30	1.58	18.7	.180	.180	.012	.0076	3.22
7806191008	30	3.05	7.1	.393	.393	.003	.0008	5.63
7806191028	30	2.84	9.9	.337	.337	.004	.0013	2.58
7806191046	30	2.84	10.0	.329	.329	.004	.0013	2.60
7806191104	30	2.13	13.0	.258	.258	.007	.0029	2.30
7806191123	30	4.20	12.8	.300	.300	.002	.0007	1.37
7806191141	30	4.20	12.9	.297	.297	.002	.0007	1.40
7806191221	25	1.49	15.3	.176	.176	.011	.0070	2.36
7806191239	25	1.55	16.4	.162	.162	.011	.0070	4.10
7806191256	25	1.55	16.4	.156	.156	.011	.0070	4.20
7806191314	25	2.23	17.1	.179	.179	.005	.0035	2.91
7806191335	25	3.05	6.7	.326	.326	.003	.0007	5.77
7806191353	25	3.05	6.7	.328	.328	.003	.0007	5.79
7806200731	25	3.20	9.3	.274	.274	.002	.0009	2.78
7806200752	25	3.20	9.3	.273	.273	.002	.0009	2.80
7806200811	25	2.21	11.9	.196	.196	.005	.0025	2.24
7806200831	25	3.76	12.1	.219	.219	.002	.0009	1.39

BREAKWATER 17

7808010845	50	1.55	18.4	.278	.278	.021	.0078	4.63
7808010913	50	1.87	19.5	.303	.303	.015	.0057	3.72
7808010930	50	1.87	19.7	.299	.299	.015	.0057	3.66
7808010948	50	3.32	7.0	.502	.502	.005	.0006	2.90
7808011016	50	3.28	10.9	.444	.444	.005	.0010	2.60
7808011236	50	2.46	14.0	.330	.330	.008	.0024	3.00
7807060919	50	2.39	16.3	.338	.338	.009	.0029	2.21
7807060937	50	1.55	16.8	.309	.309	.021	.0071	4.31
7807061321	50	1.33	12.7	.350	.350	.029	.0073	2.76
7807061340	50	1.34	15.4	.395	.395	.028	.0088	1.95
7807061359	50	3.76	21.0	.362	.362	.004	.0015	2.21
7808210957	40	2.56	17.2	.329	.329	.006	.0027	2.88
7808211149	40	2.56	16.5	.337	.337	.006	.0026	2.85
7808211212	40	1.60	15.9	.316	.316	.016	.0063	4.75
7808211239	40	1.57	18.4	.327	.327	.017	.0076	3.37
7808211258	40	1.57	18.3	.327				



IRREGULAR WAVES

ID	D(CM)	T(S)	H(CM)	KT	KR	D/GT2	H/GT2	QP	ID	D(CM)	T(S)	H(CM)	KT	KR	D/GT2	H/GT2	QP
----	-------	------	-------	----	----	-------	-------	----	----	-------	------	-------	----	----	-------	-------	----

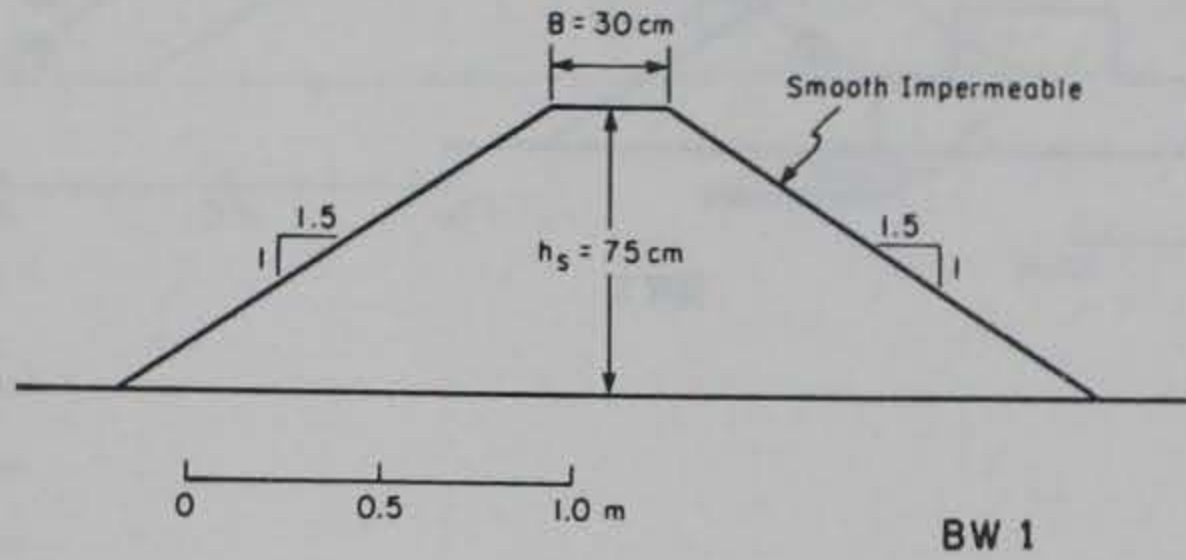
BREAKWATER 17

780A221211	40	1.97	15.6	.317	.317	.011	.0041	2.85	780A221220	40	1.97	15.4	.322	.322	.011	.0040	2.88
780A221229	40	4.20	17.7	.336	.336	.002	.0010	2.73	780A221238	40	4.20	17.6	.340	.340	.002	.0010	2.78
780A221246	40	4.20	17.7	.343	.343	.002	.0010	2.80	780A180758	35	2.56	14.3	.356	.356	.005	.0022	2.86
780A180820	35	2.00	14.1	.353	.353	.009	.0036	2.89	780A180828	35	2.00	14.1	.352	.352	.009	.0036	2.86
780A180837	35	1.40	15.1	.322	.322	.018	.0079	3.95	780A180847	35	1.62	14.9	.319	.319	.014	.0058	3.89
780A180856	35	1.62	15.1	.317	.317	.014	.0059	3.85	780A180906	35	1.63	15.9	.305	.305	.013	.0061	3.44
780A180915	35	1.63	15.6	.307	.307	.013	.0060	3.53	780A180924	35	1.63	15.6	.312	.312	.013	.0060	3.46
780A180933	35	2.78	7.6	.431	.431	.005	.0010	4.18	780A180942	35	2.78	7.6	.432	.432	.005	.0010	4.08
780A180951	35	2.78	7.6	.433	.433	.005	.0010	4.12	780A181003	35	2.78	5.0	.467	.467	.005	.0007	5.09
780A181011	35	2.01	4.9	.458	.458	.005	.0007	6.19	780A181022	35	2.61	4.9	.458	.458	.005	.0007	6.28
780A181032	35	1.97	10.6	.341	.341	.009	.0028	2.39	780A181040	35	1.97	10.6	.345	.345	.009	.0028	2.40
780A181049	35	1.97	10.6	.348	.348	.009	.0028	2.43	780A210847	35	2.00	12.7	.367	.367	.009	.0032	2.02
780A210856	35	2.00	12.5	.368	.368	.009	.0032	2.00	780A210905	35	2.00	12.5	.368	.368	.009	.0032	2.03
780A210915	35	4.27	16.8	.319	.319	.002	.0009	2.19	780A210924	35	4.27	16.7	.320	.320	.002	.0009	2.09
780A210932	35	4.27	16.6	.322	.322	.002	.0009	2.07	7807130022	35	2.56	15.8	.320	.320	.005	.0025	3.01
7807131245	35	2.56	15.7	.319	.319	.005	.0024	2.91	7807131254	35	2.56	15.6	.321	.321	.005	.0024	2.92
7807131317	35	1.63	17.5	.302	.302	.013	.0067	3.59	7807131328	35	1.63	17.4	.296	.296	.013	.0067	3.57
7807131338	35	1.63	17.6	.300	.300	.013	.0068	3.59	7807131415	35	2.84	5.8	.446	.446	.004	.0007	3.73
7807131433	35	2.78	8.9	.380	.380	.005	.0012	4.26	7807131443	35	2.78	8.9	.382	.382	.005	.0012	4.17
7807260759	30	2.06	17.8	.280	.280	.007	.0043	2.96	7807260812	30	2.06	17.9	.279	.279	.007	.0043	2.94
7807260820	30	2.06	17.7	.278	.278	.007	.0043	2.97	7807260830	30	1.47	18.9	.274	.274	.014	.0089	4.44
7807260839	30	1.47	18.9	.275	.275	.014	.0089	4.37	7807260847	30	1.47	18.6	.268	.268	.014	.0088	4.45
7807260857	30	1.66	19.7	.280	.280	.011	.0073	3.82	7807260905	30	1.66	19.6	.281	.281	.011	.0073	3.81
7807260914	30	1.66	19.8	.282	.282	.011	.0073	3.91	7807260924	30	2.69	7.1	.378	.378	.004	.0010	4.14
7807260932	30	2.84	7.0	.379	.379	.004	.0009	4.16	7807260941	30	2.69	7.0	.378	.378	.004	.0010	4.23
7807260951	30	2.84	9.8	.307	.307	.004	.0012	3.46	7807261001	30	2.84	9.8	.349	.349	.004	.0012	3.48
7807261010	30	2.84	9.8	.350	.350	.004	.0012	3.46	7807261020	30	2.05	14.1	.314	.314	.007	.0034	2.56
7807261028	30	2.05	14.6	.292	.292	.007	.0035	2.51	7807261037	30	2.05	14.5	.293	.293	.007	.0035	2.48
7807261047	30	4.20	15.5	.291	.291	.002	.0009	1.91	7807261056	30	4.20	15.6	.281	.281	.002	.0009	2.06
7807261105	30	4.20	15.4	.288	.288	.002	.0009	1.89	7807261118	30	2.06	14.0	.300	.300	.007	.0034	2.77
7807261127	30	2.06	14.1	.300	.300	.007	.0034	2.80	7807261136	30	2.06	14.2	.296	.296	.007	.0034	2.71
7807261145	30	1.47	15.0	.283	.283	.014	.0071	3.73	7807261154	30	1.47	15.0	.287	.287	.014	.0071	3.74
7807261304	30	1.47	14.8	.285	.285	.014	.0070	3.34	7807261314	30	2.06	16.1	.297	.297	.007	.0039	3.35
7807261323	30	2.06	16.1	.295	.295	.007	.0039	3.39	7807261331	30	2.06	16.2	.296	.296	.007	.0039	3.38
7807261342	30	2.91	7.8	.344	.344	.004	.0009	5.82	7807261351	30	2.72	7.8	.351	.351	.004	.0011	4.60
7807261359	30	2.69	7.8	.352	.352	.004	.0011	4.64	7807261409	30	2.69	5.2	.397	.397	.004	.0007	6.42
7807251020	30	1.47	15.7	.295	.295	.014	.0074	4.26	7807251029	30	1.47	15.9	.293	.293	.014	.0075	4.20
7807251038	30	1.66	17.0	.304	.304	.011	.0063	3.66	7807251046	30	1.66	17.1	.302	.302	.011	.0063	3.61
7807251055	30	1.66	17.4	.300	.300	.011	.0064	4.19	7807251105	30	2.67	5.6	.427	.427	.004	.0008	4.05
7807251214	30	2.84	5.7	.422	.422	.004	.0007	4.19	7807251223	30	2.84	5.6	.424	.424	.004	.0007	4.12
7807251232	30	2.72	8.6	.359	.359	.004	.0012	4.62	7807251242	30	2.72	8.6	.358	.358	.004	.0012	4.66
7807251253	30	2.72	8.6	.357	.357	.004	.0012	4.65	7807251303	30	2.05	12.2	.315	.315	.007	.0030	2.22
7807251312	30	2.05	12.5	.309	.309	.007	.0030	2.24	7807251320	30	2.05	12.4	.313	.313	.007	.0030	2.19
7807251331	30	1.97	14.1	.305	.305	.008	.0037	2.94	7807251341	30	1.97	14.1	.299	.299	.008	.0037	2.96
7807251350	30	4.20	14.0	.302	.302	.002	.0008	2.71	7807251400	30	4.34	17.5	.296	.296	.002	.0009	2.94
7807251409	30	4.34	17.5	.300	.300	.002	.0009	2.95	7807251417	30	4.34	17.6	.298	.298	.002	.0010	2.93
7807251427	30	1.47	16.1	.292	.292	.014	.0076	3.94	7807251435	30	1.46	16.1	.293	.293	.014	.0077	4.13
7807251444	30	1.46	16.1	.293	.293	.014	.0077	4.12	7807270700	30	2.69	4.9	.408	.408	.004	.0007	6.71
7807270710	30	2.69	5.0	.410	.410	.004	.0007	6.72	7807270719	30	2.05	10.3	.348	.348	.007	.0025	2.39
7807270728	30	2.05	10.2	.352	.352	.007	.0025	2.40	7807270737	30	2.05	10.4	.350	.350	.007	.0025	2.37
7807270746	30	4.57	11.6	.328	.328	.001	.0006	1.48	7807270755	30	4.34	10.8	.321	.321	.002	.0006	1.50
7807270814	30	4.27	15.3	.301	.301	.002	.0009	2.05	7807270823	30	4.27	14.9	.304	.304	.002	.0008	2.12
7807270832	30	4.27	15.2	.300	.300	.002	.0009	1.98	7807281253	25	1.55	16.8	.266	.266	.011	.0071	4.16
7807281302	25	2.23	17.6	.269	.269	.005	.0036	2.94	7807281311	25	2.23	17.5	.275	.275	.005	.0036	3.02
7807281403	25	4.49	13.2	.293	.293	.001	.0007	1.67	7807281412	25	4.41	13.3	.291	.291	.001	.0007	1.64
7807270910	25	2.75	13.0	.294	.294	.003	.0018	2.35	7807270924	25	2.75	13.1	.293	.293	.003	.0018	2.28
7807270933	25	2.75	13.1	.293	.293	.003	.0018	2.33	7807270942	25	1.45	13.5	.279	.279	.012	.0066	3.90
7807270951	25	1.45	13.8	.280	.280	.012	.0067	3.73	7807271000	25	1.45	13.7	.280	.280	.012	.0066	3.85
7807271009	25	1.45	14.2	.300	.300	.012	.0069	2.89	7807271018	25	1.45	14.4	.298	.298	.012	.0070	2.88
7807271026	25	2.23	14.3	.299	.299	.005	.0029	2.92	7807271036	25	2.75	7.6	.333	.333	.003	.0010	4.79
7807271045	25	2.75	7.5	.333	.333	.003	.0010	4.86	7807271136	25	2.75	4.9	.360	.360	.003	.0007	5.12
7807271158	25	2.75	5.0	.378	.378	.003	.0007	5.18	7807271207	25	2.75	5.0	.380	.380	.003	.0007	5.10
7807271218	25	2.75	7.5	.335	.335	.003	.0010	4.76	7807271238	25	1.50	9.9	.308	.308	.011	.0045	2.51
7807271247	25	1.50	10.1	.318	.318	.011	.0046	2.50	7807271255	25	1.50	10.1	.311	.311	.011	.0046	2.50
7807271305	25	4.57	10.3	.304	.304	.001	.0005	1.43	7807271315	25	4.57	10.3	.305	.305	.001	.0005	1.43
7807271324	25	4.57	10.1	.312	.312	.001	.0005	1.44	7807271334	25	4.41	14.1	.293	.293	.001	.0007	1.72
7807271343	25	4.41	14.1	.295	.295	.001	.0007	1.74	7807271351	25	4.27	14.1	.297	.297	.001	.0008	1.72
780A221305	20	1.54	13.5	.279	.279	.009	.0058	3.97	780A221314	20	1.54	13.8	.275	.275	.009	.0059	4.01
780A221323	20	1.55	14.0	.275	.275	.008	.0059	4.06	780A221333	20	1.52	14.4	.284	.284	.009	.0064	3.04
780A221342	20	1.53	14.4	.287	.287	.009	.0063	2.95	780A221350	20	1.53	14.5	.290	.290	.009	.0063	2.97
780A221359	20	3.05	5.6	.414	.414	.002	.0006	5.67	780A230743	20	3.05	5.6	.494	.494	.002	.0006	5.26
780A230751	20	3.05	5.5	.501	.501	.002	.0006	5.61	780A230811								



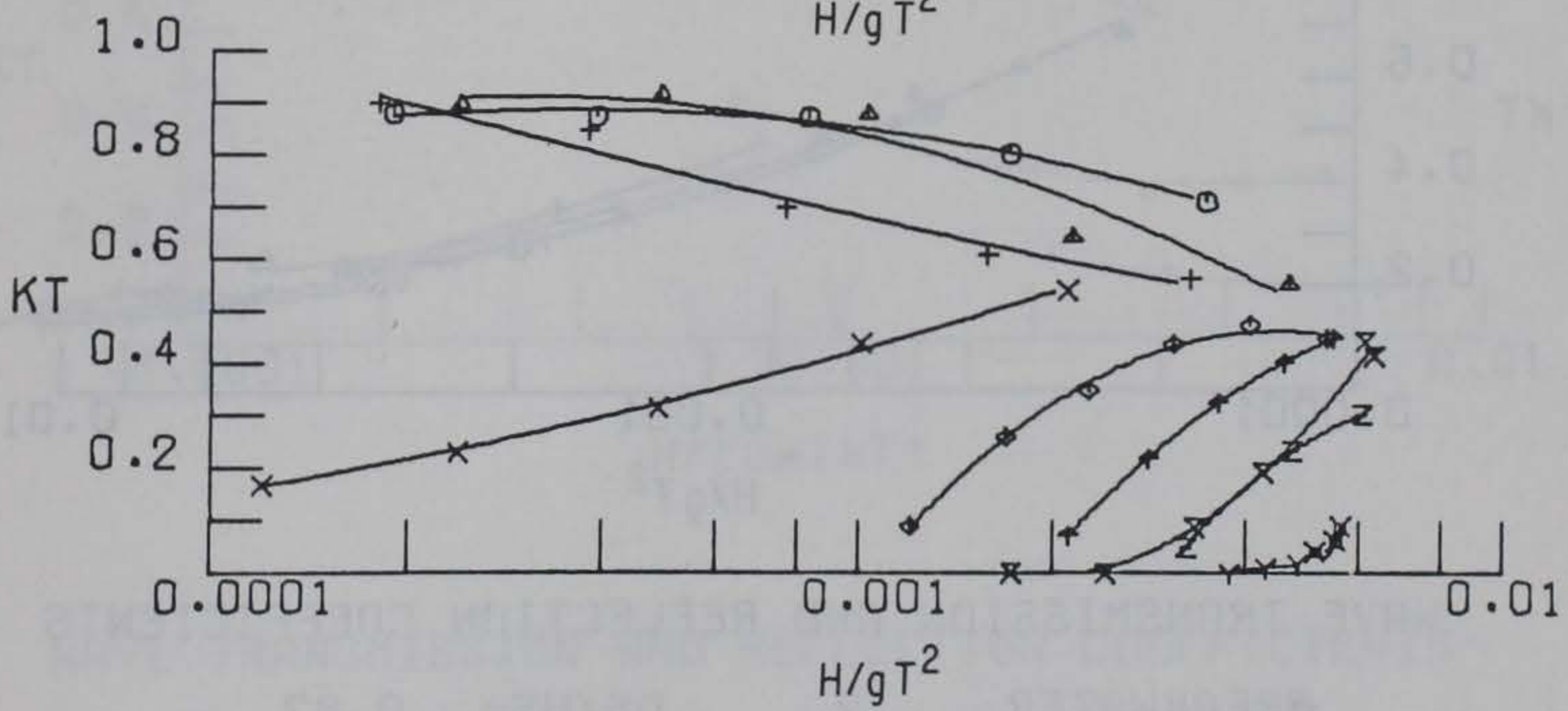
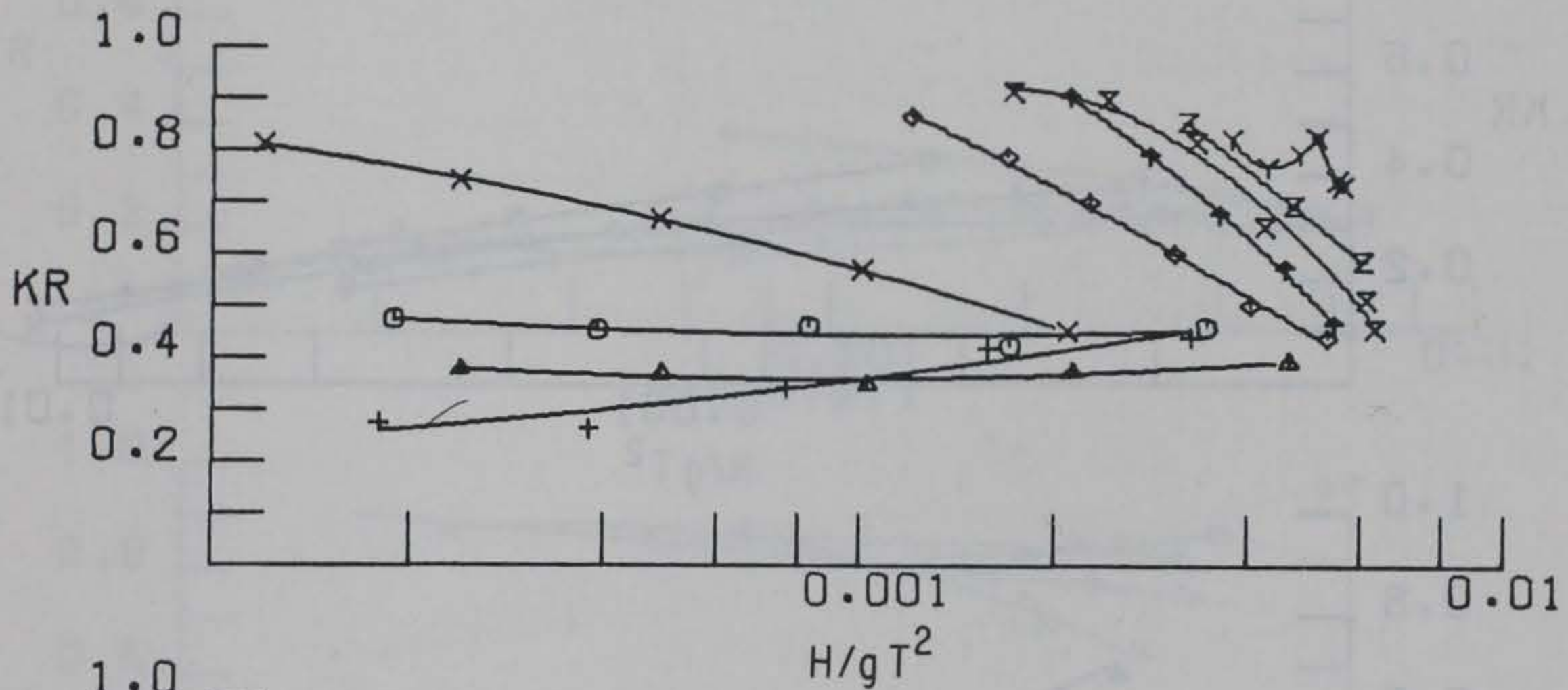
APPENDIX E

TEST RESULTS (GRAPHICAL FORM)



SYMBOL DS/HS

⊙	1.20
△	1.13
+	1.07
×	1.00
◇	0.93
†	0.87
×	0.80
Z	0.73
Y	0.67
X	0.60



WAVE TRANSMISSION AND REFLECTION COEFFICIENTS

BREAKWATER

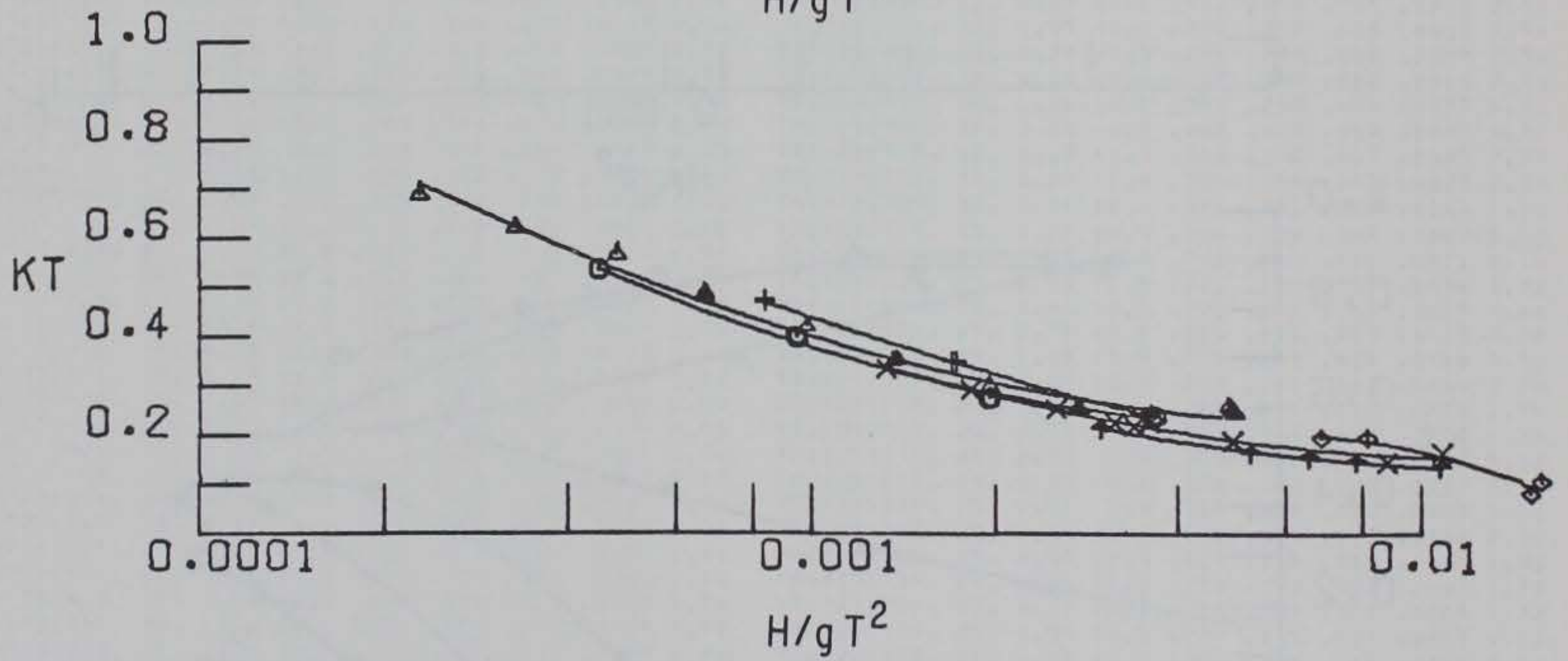
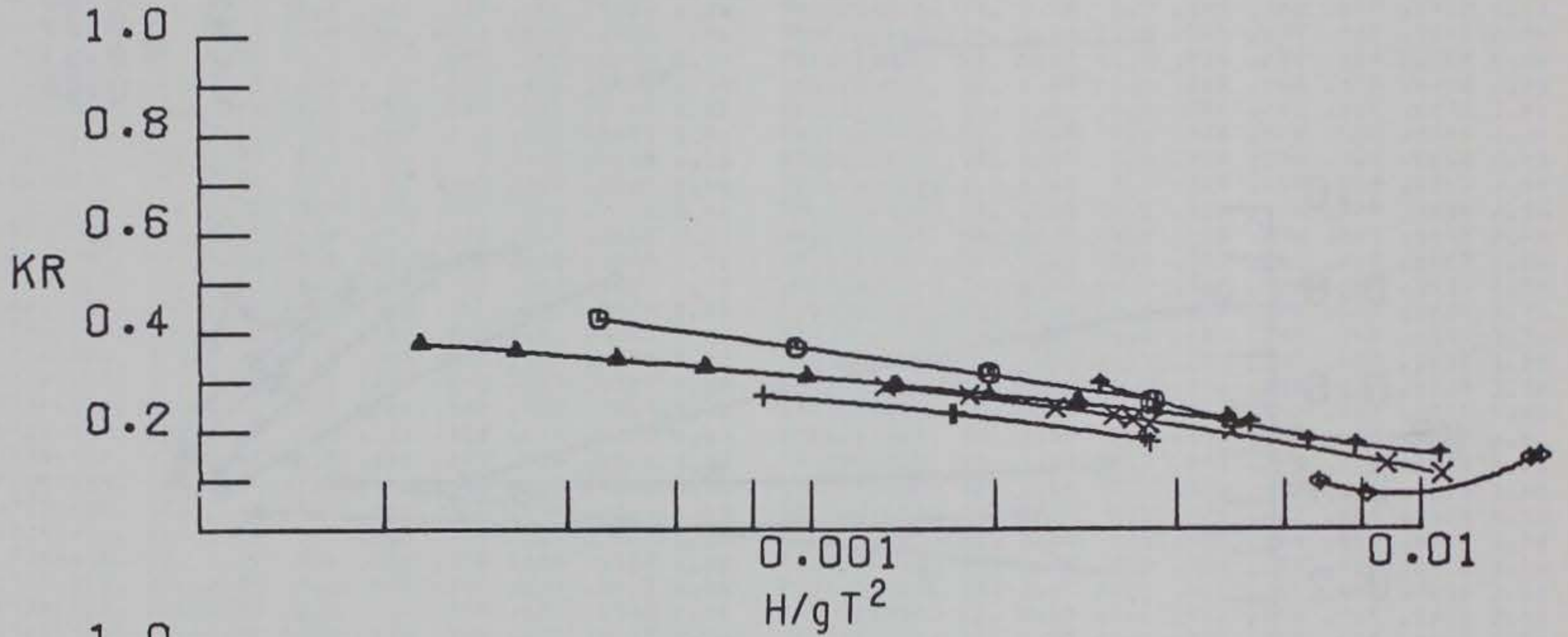
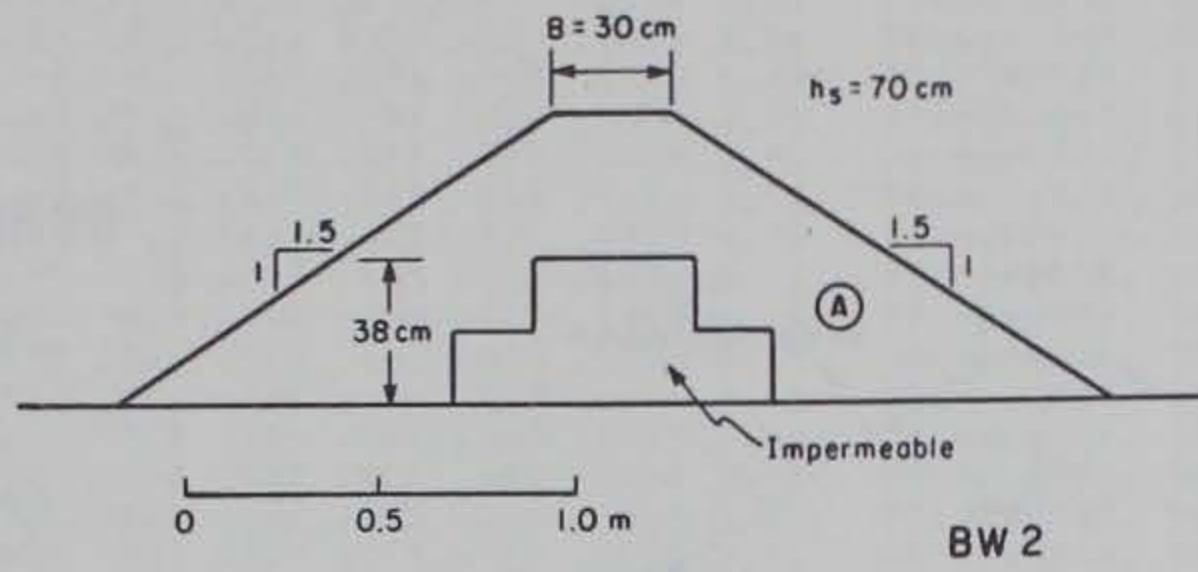
1

$D/(GT^2) = 0.016$



SYMBOL  $D/DT^2$

- 0.0131
- △ 0.0161
- + 0.0227
- × 0.0364
- ◇ 0.0556
- ↑ 0.0788



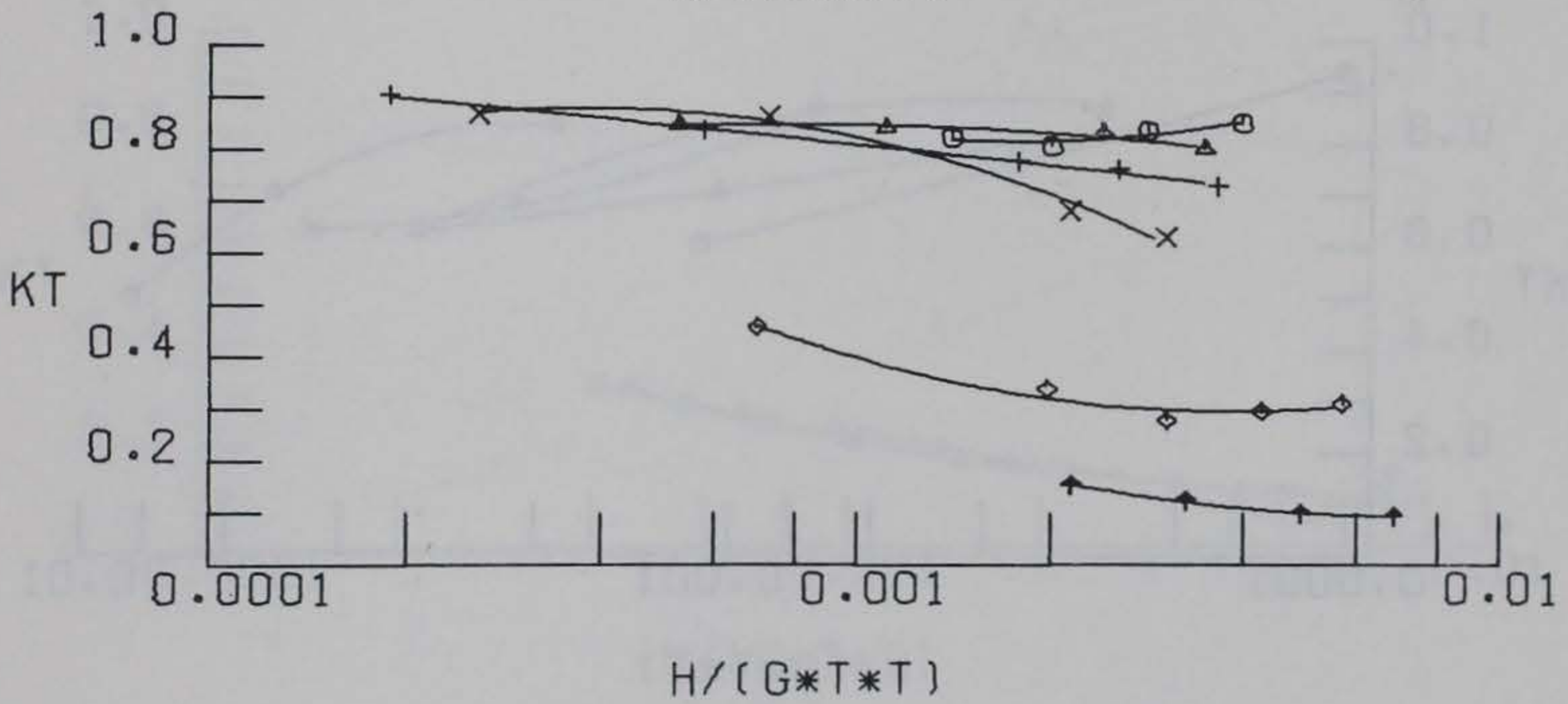
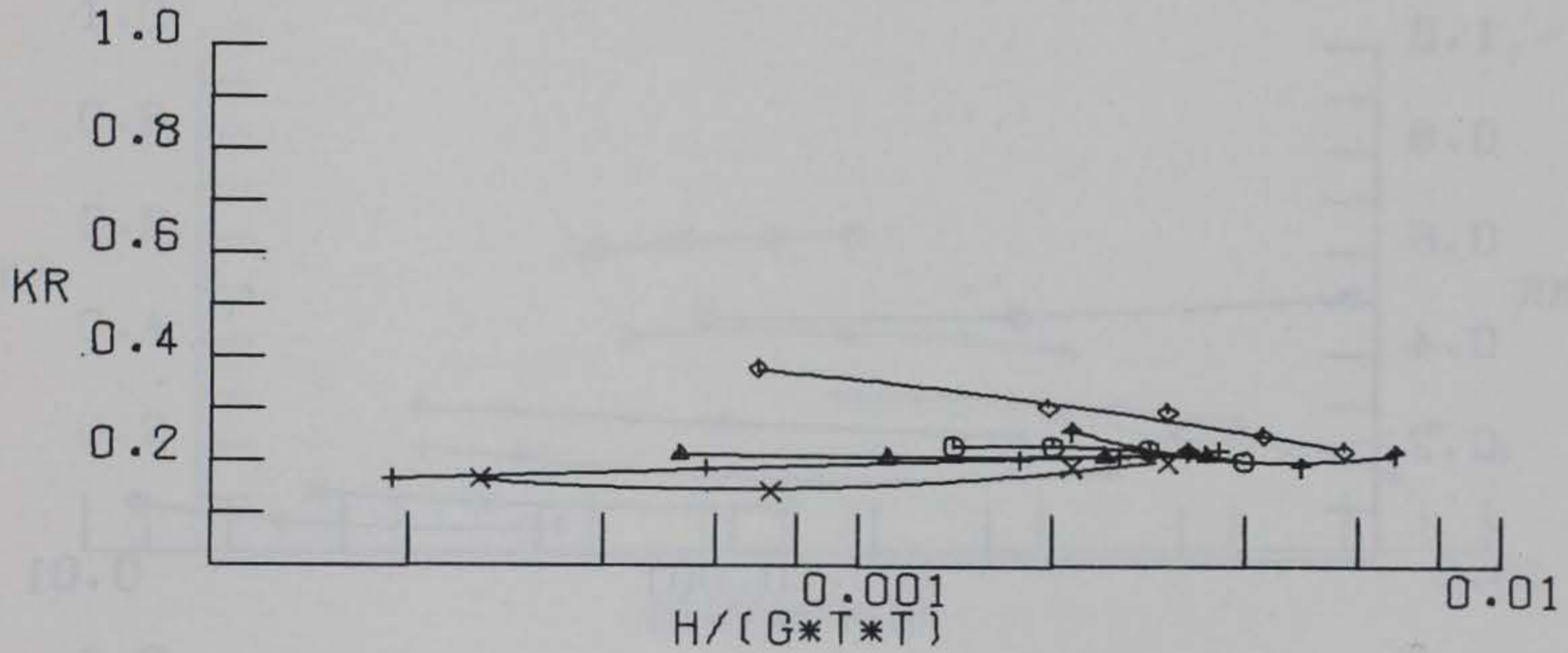
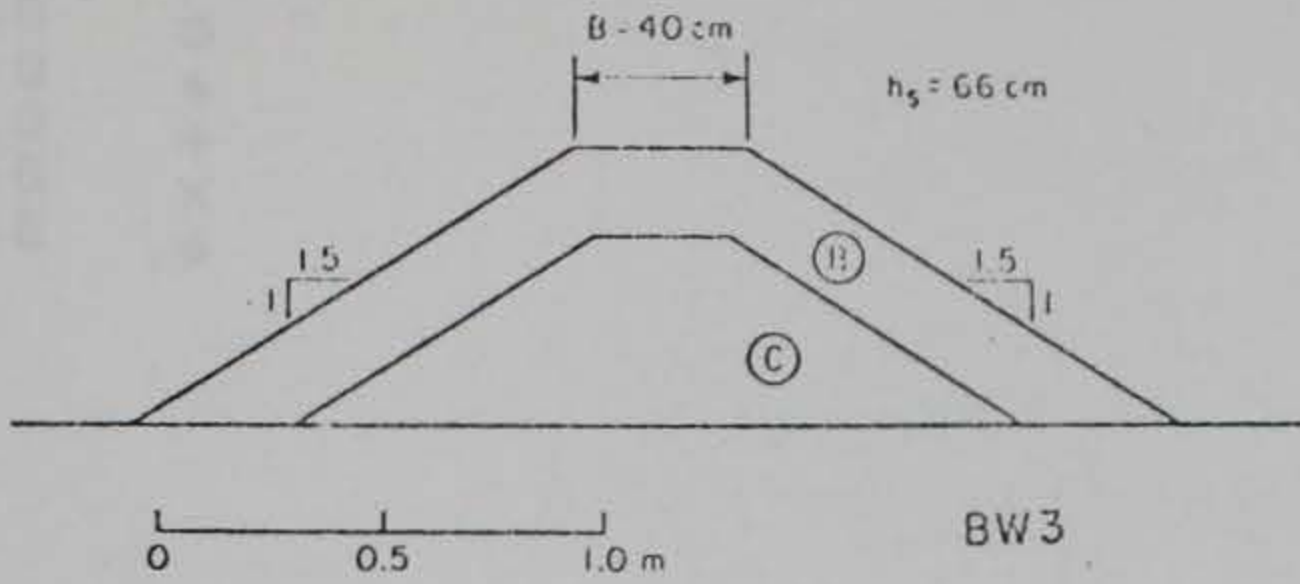
WAVE TRANSMISSION AND REFLECTION COEFFICIENTS

BREAKWATER 2 DS/HS = 0.87



SYMBOL DS/HS

⊙	1.44
△	1.38
+	1.29
×	1.14
◇	0.92
↑	0.69



WAVE TRANSMISSION AND REFLECTION COEFFICIENTS

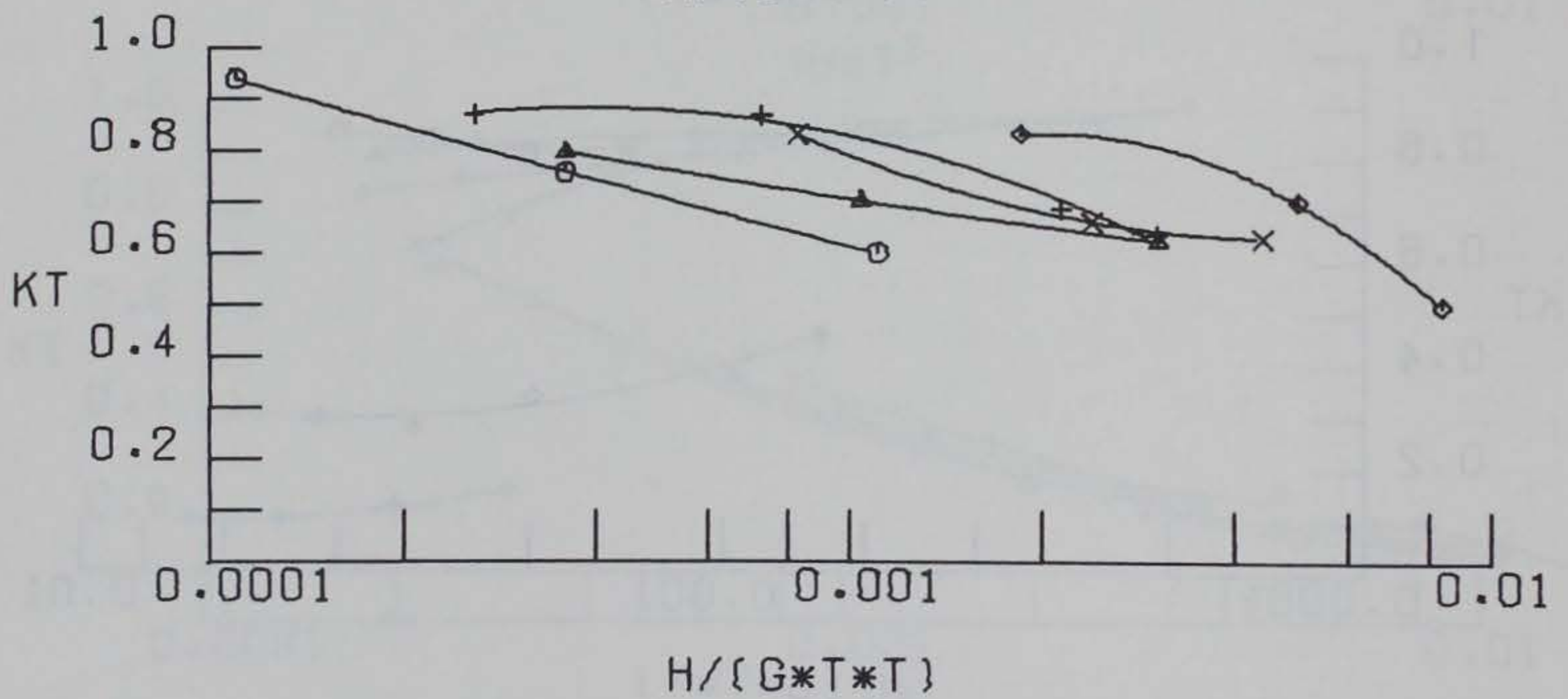
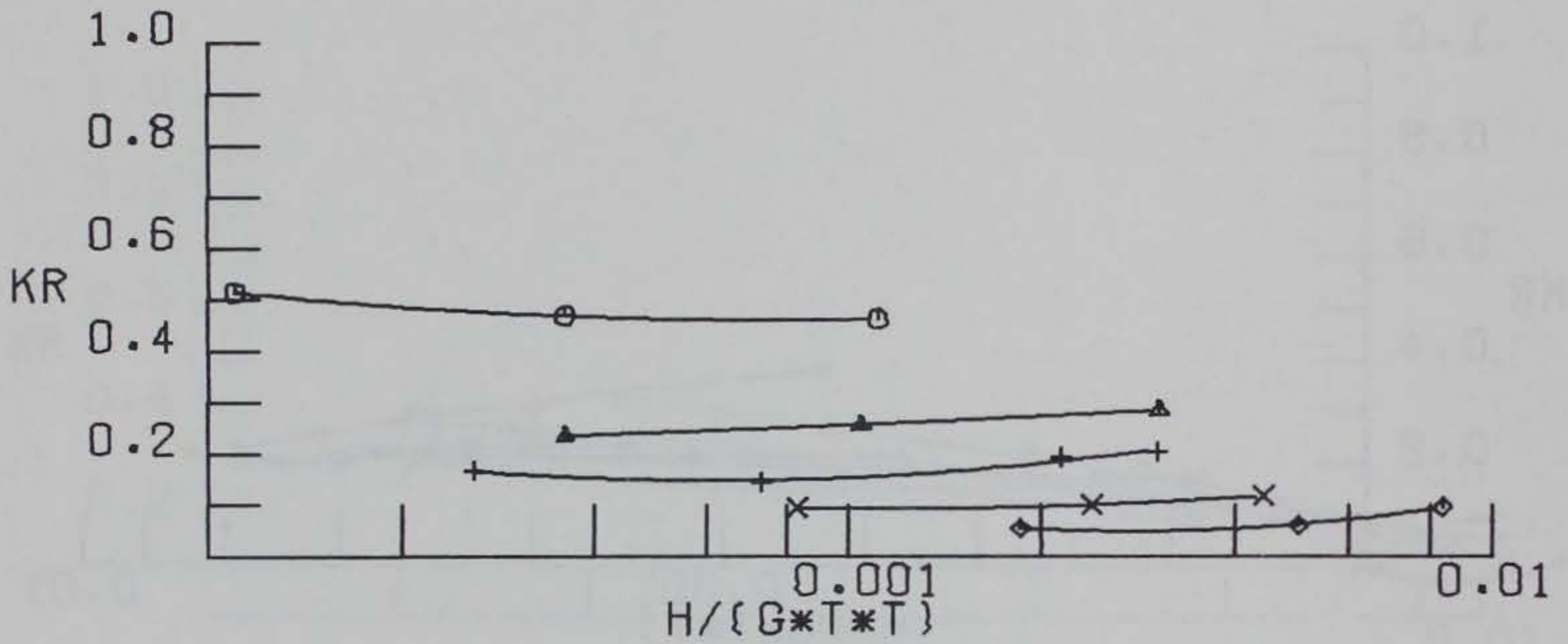
BREAKWATER 3

$D/(GT^2) = 0.016$



SYMBOL D/GT<sup>2</sup>

⊖	0.0065
▲	0.0131
+	0.0161
×	0.0226
◇	0.0364



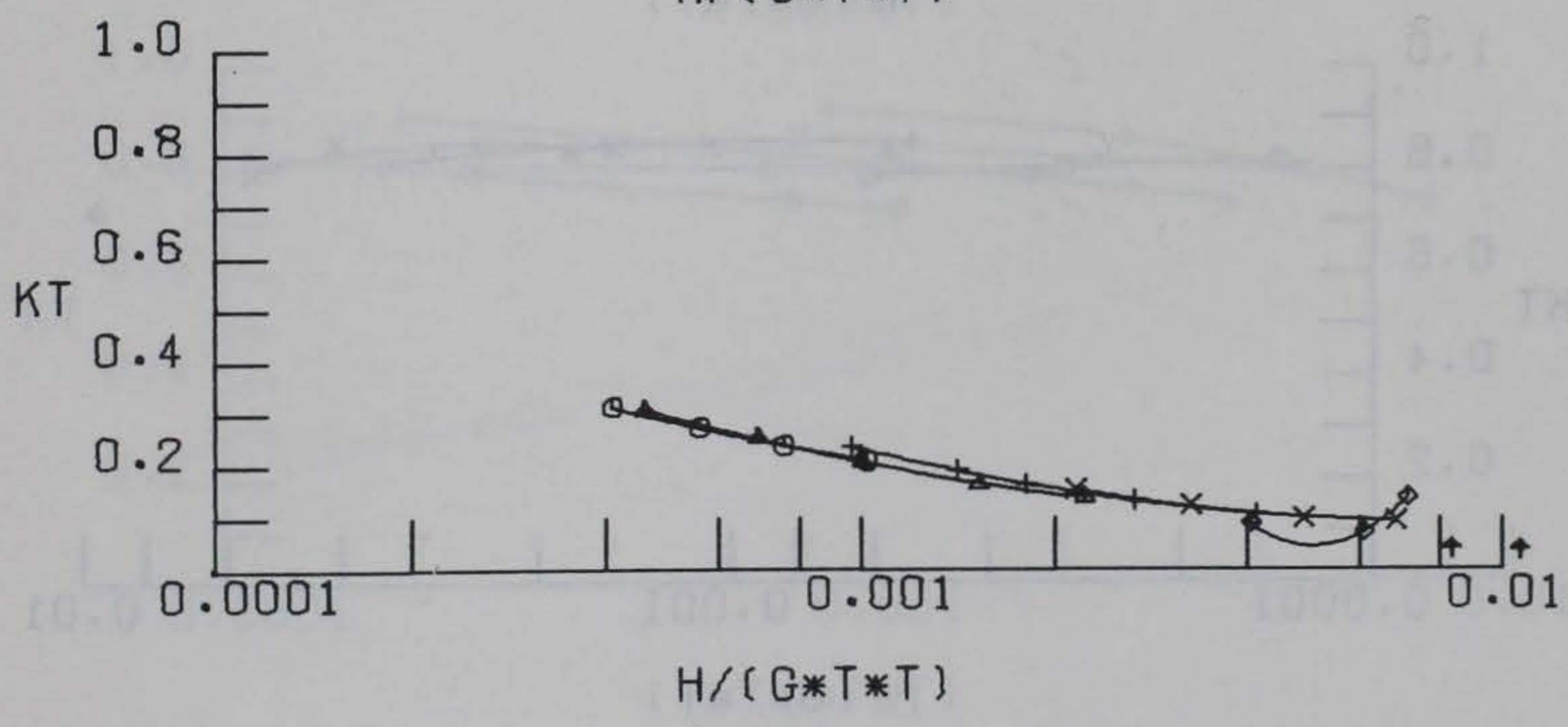
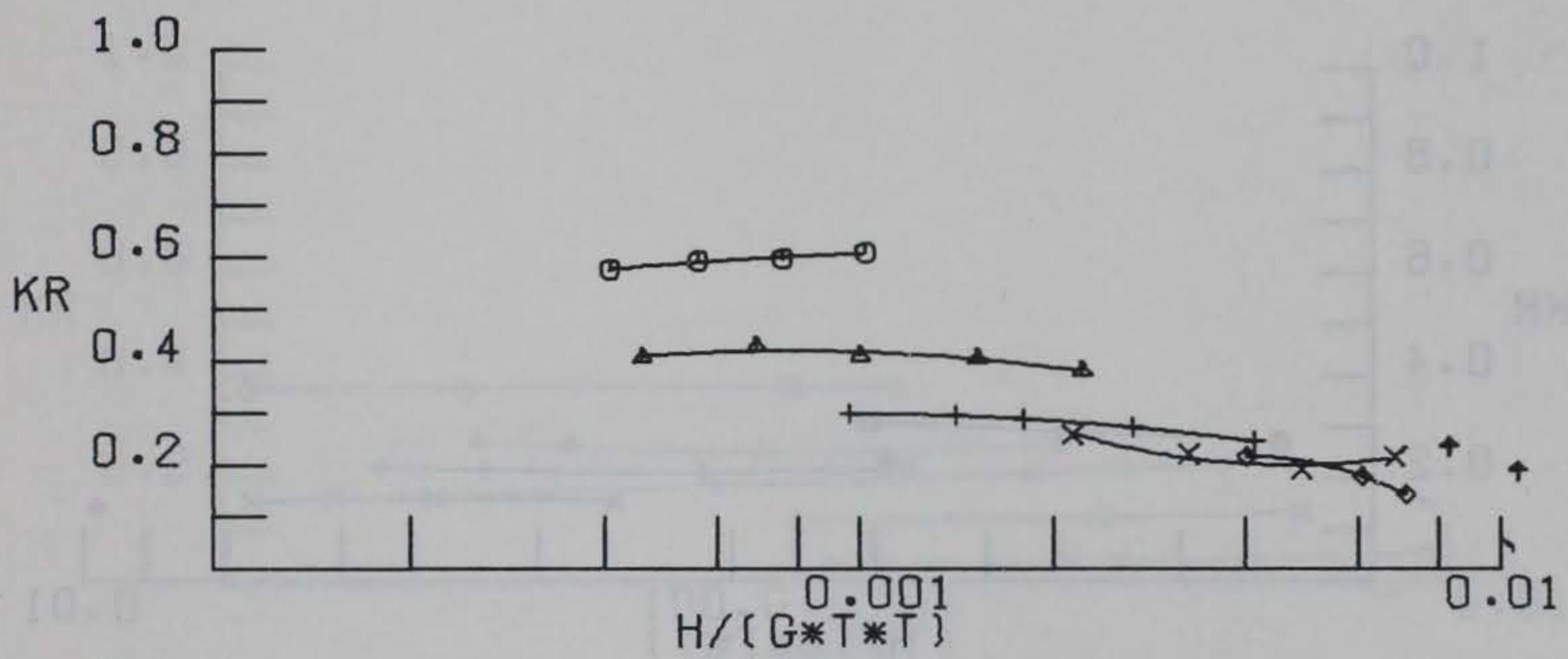
WAVE TRANSMISSION AND REFLECTION COEFFICIENTS

BREAKWATER 3 DS/HS= 1.14



ST070 JOBAY8  
 8800-0  
 0610-0  
 1810-0  
 0280-0  
 0880-0

SYMBOL	D/GT2
○	0.0038
△	0.0066
+	0.0131
×	0.0162
◇	0.0229
†	0.0368



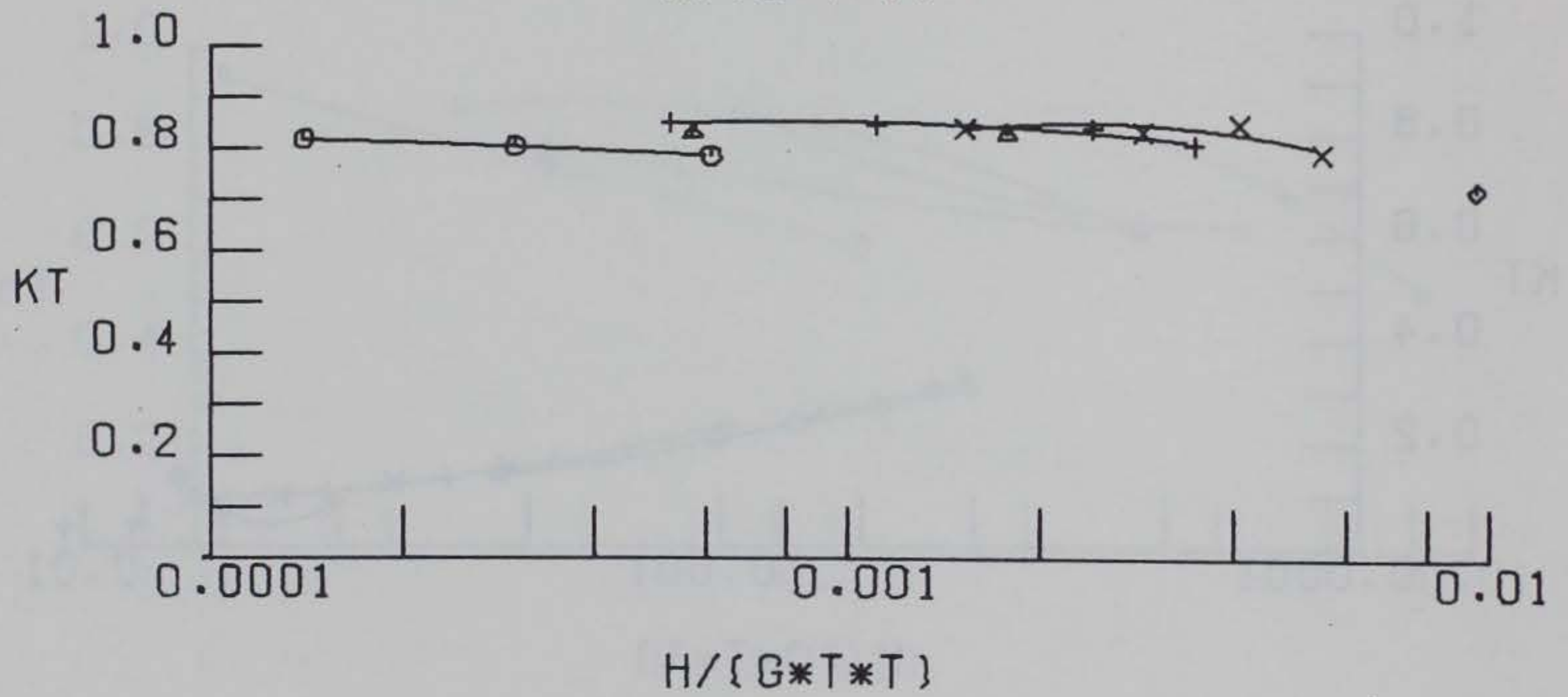
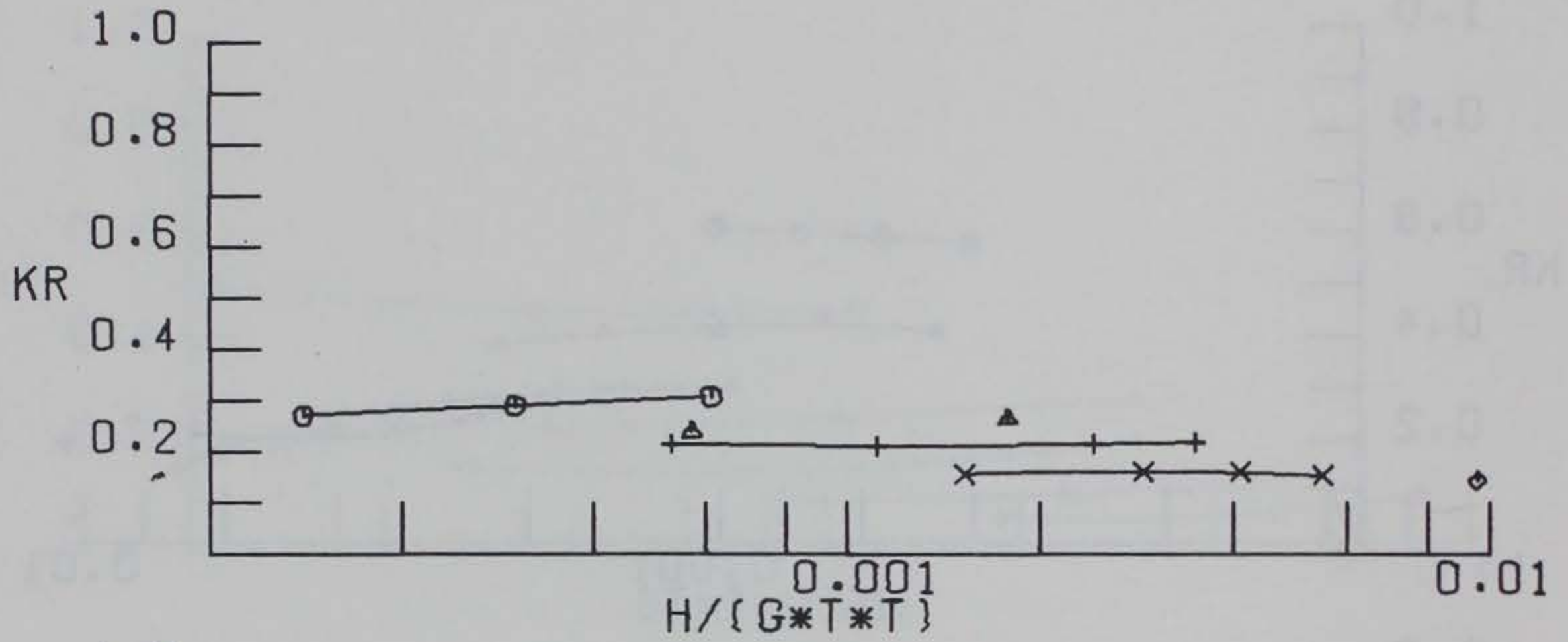
WAVE TRANSMISSION AND REFLECTION COEFFICIENTS

BREAKWATER 3 DS/HS= 0.69



SYMBOL D/GT<sup>2</sup>

○	0.0065
▲	0.0130
+	0.0161
×	0.0227
◇	0.0362



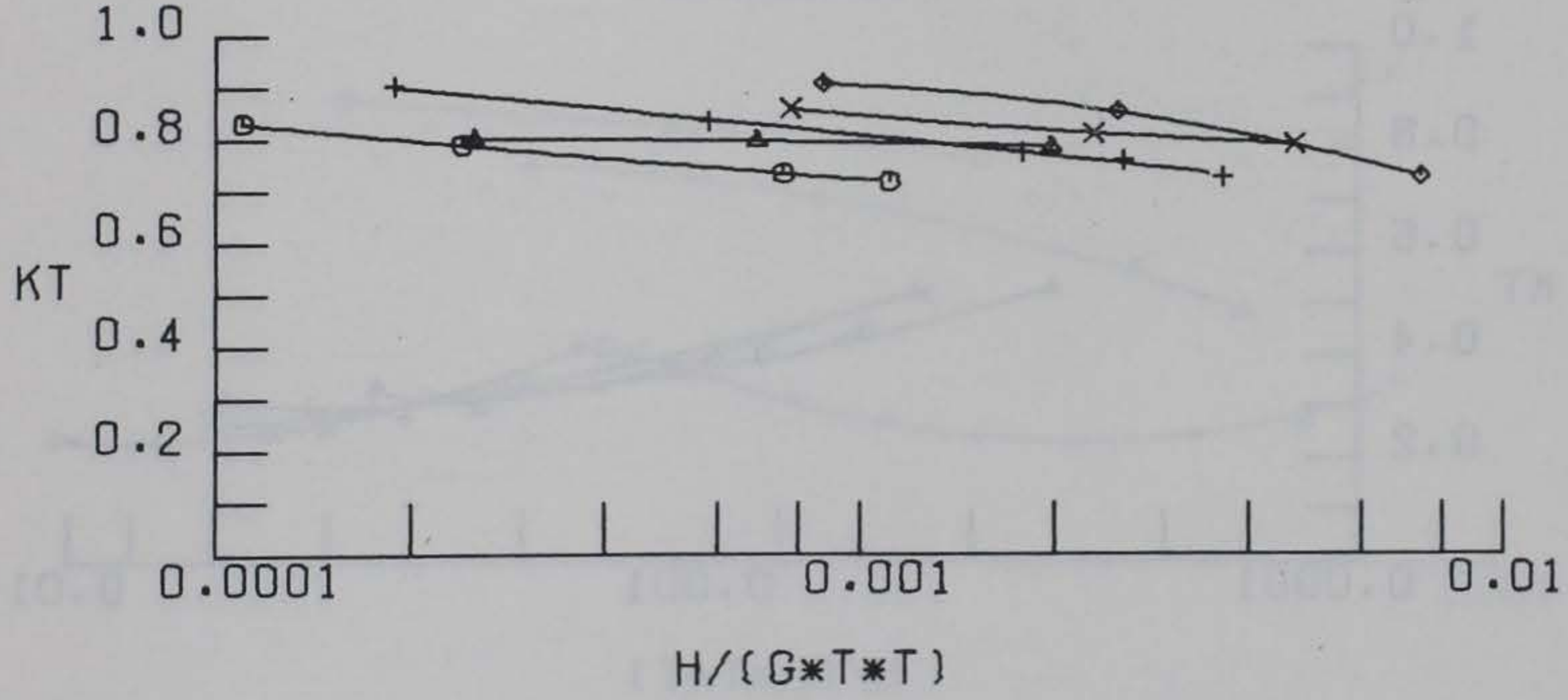
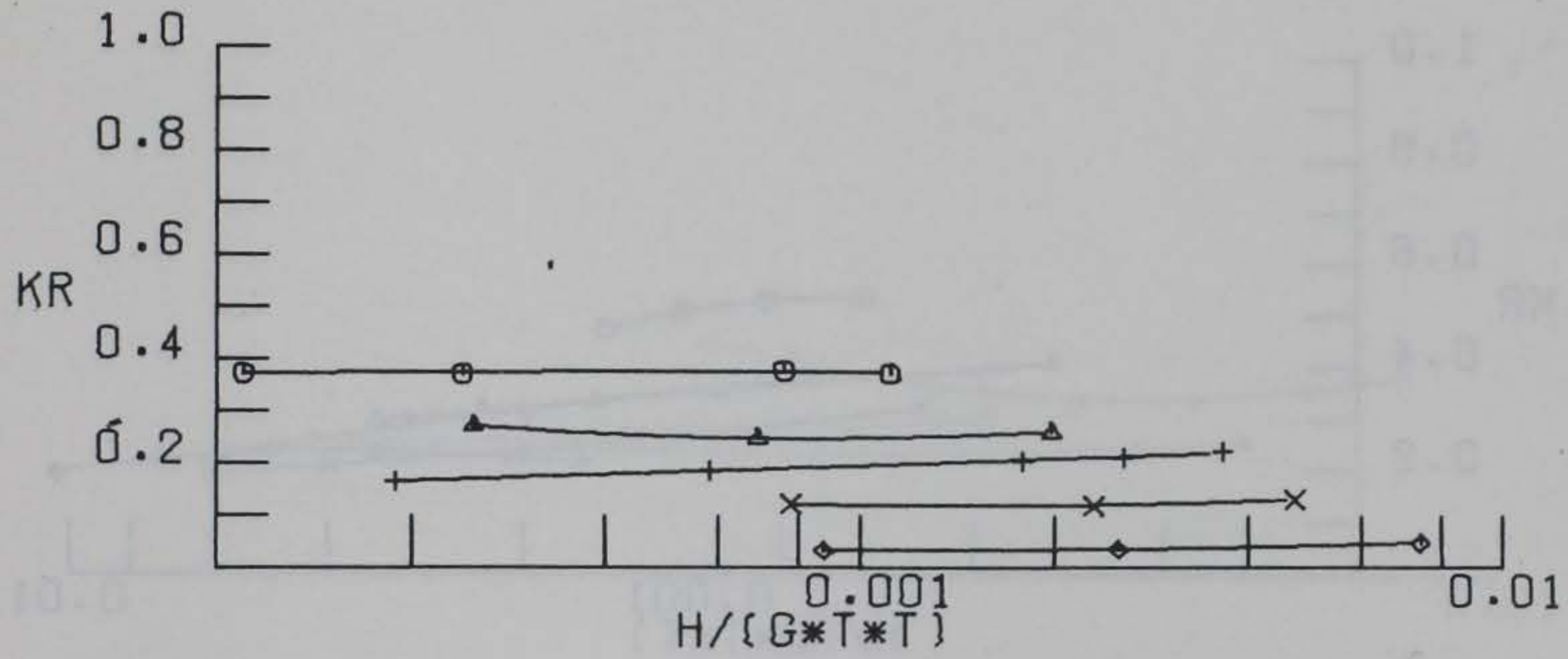
WAVE TRANSMISSION AND REFLECTION COEFFICIENTS

BREAKWATER 3 DS/HS= 1.38



STANDARD JOINTS  
 0800-0  
 1010-0  
 1210-0  
 1410-0  
 1610-0  
 1810-0

SYMBOL	D/GT <sup>2</sup>
○	0.0065
▲	0.0130
+	0.0161
×	0.0226
◇	0.0366

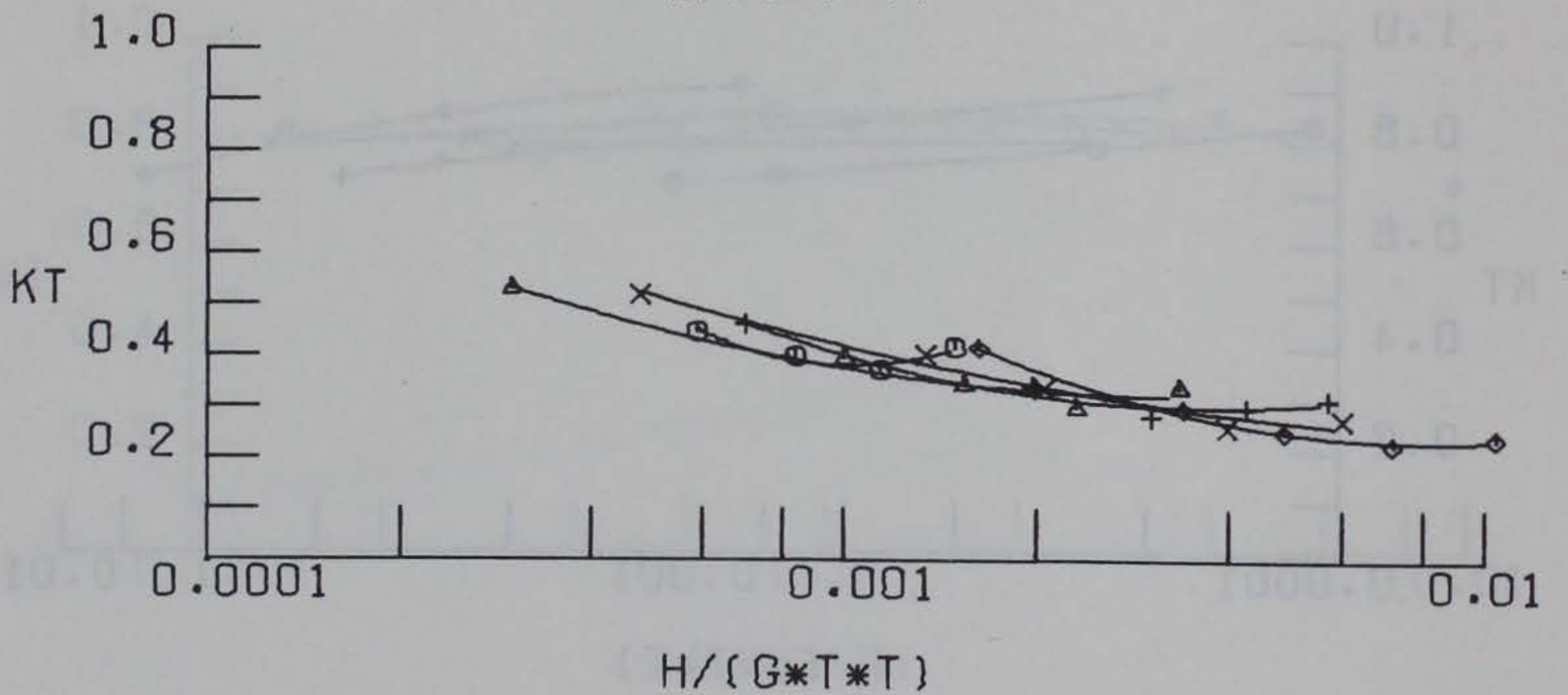



WAVE TRANSMISSION AND REFLECTION COEFFICIENTS  
 BREAKWATER 3 DS/HS= 1.29



SYMBOL D/GT<sup>2</sup>

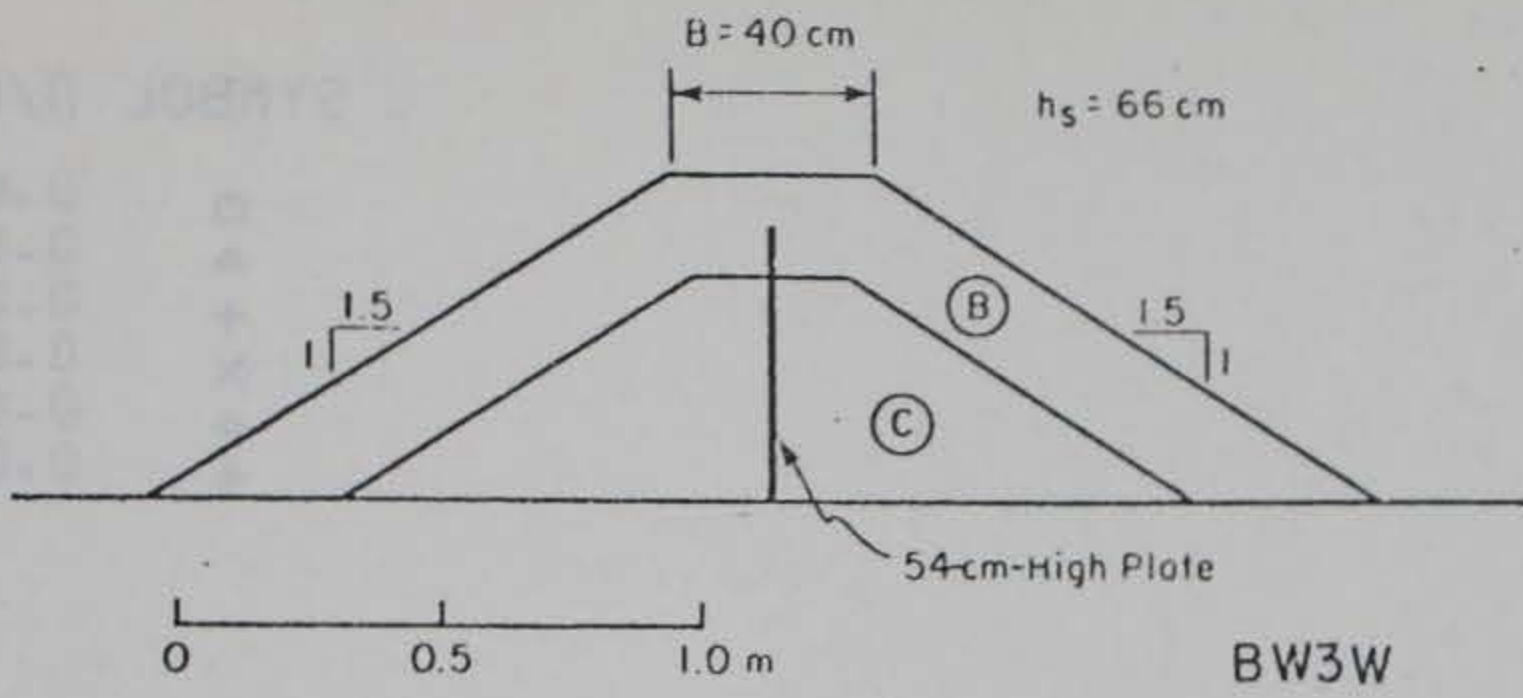
○	0.0066
▲	0.0131
+	0.0162
×	0.0230
◇	0.0365



WAVE TRANSMISSION AND REFLECTION COEFFICIENTS

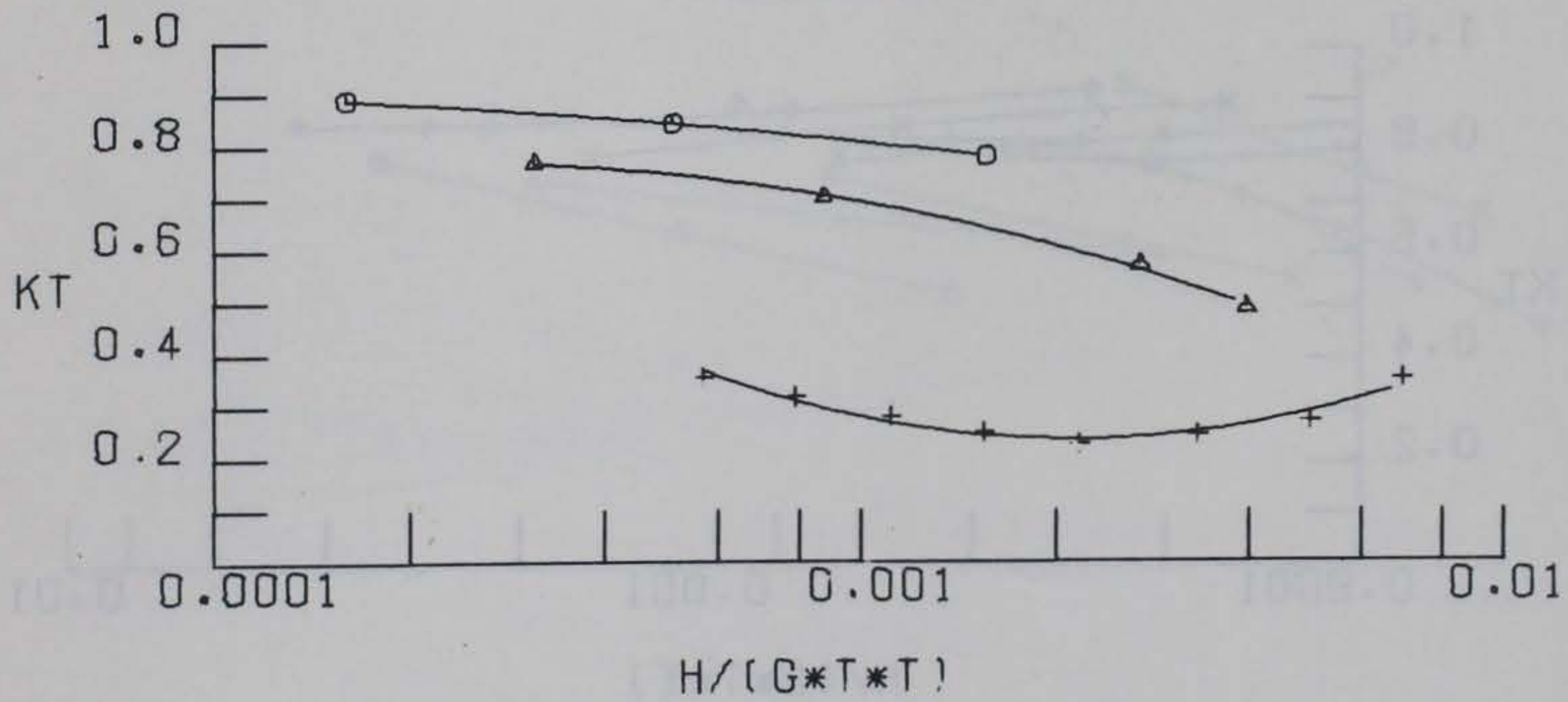

BREAKWATER 3 DS/HS= 0.92





SYMBOL DS/HS

○	1.29
△	1.15
+	0.93
×	0.69



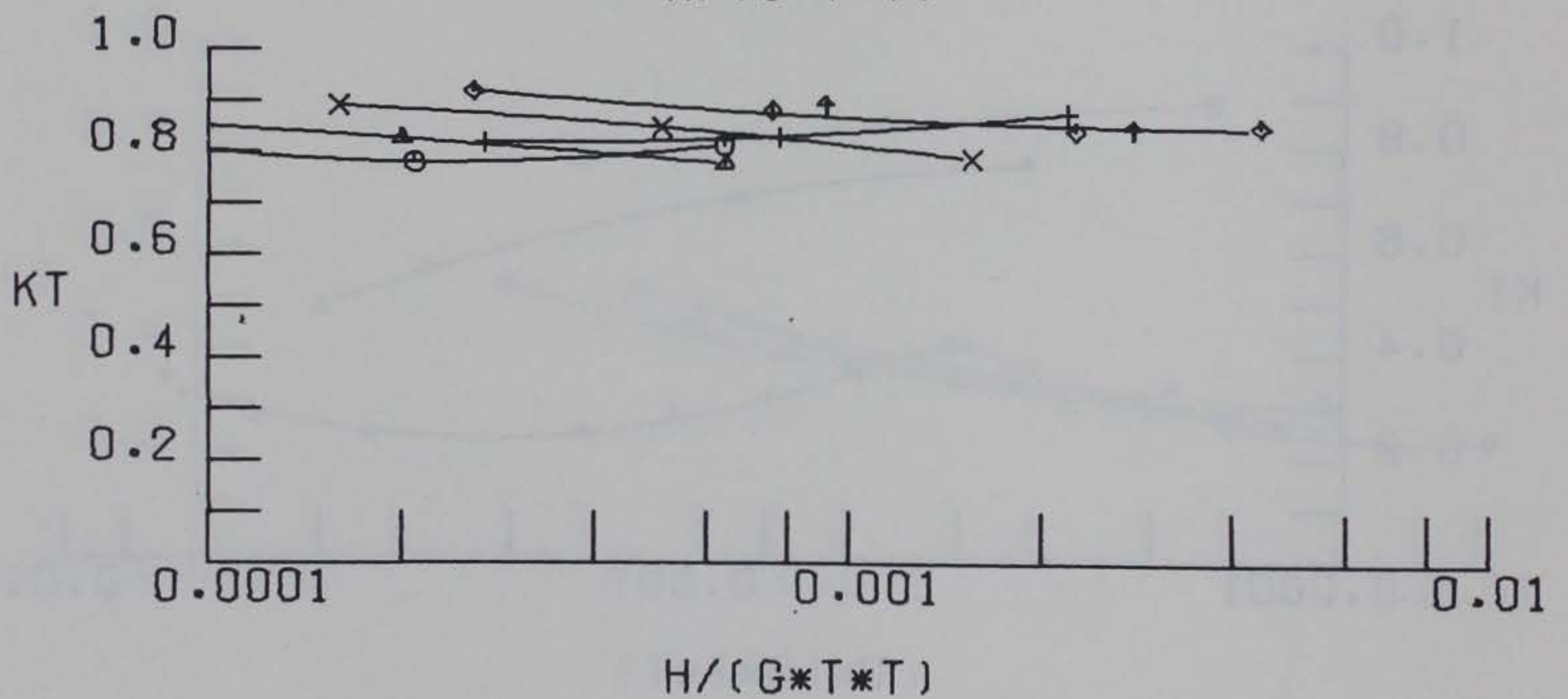
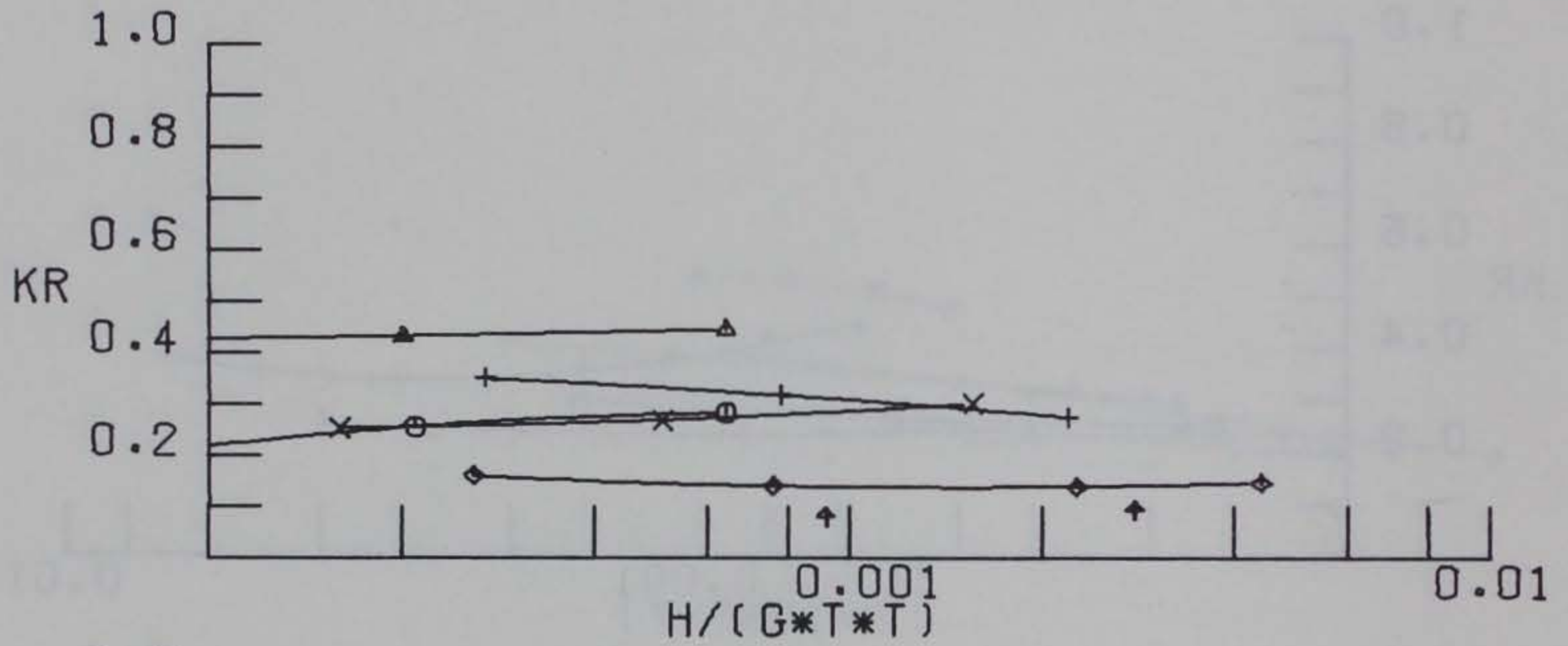
WAVE TRANSMISSION AND REFLECTION COEFFICIENTS

BREAKWATER 3W  $D/(GT^2) = 0.016$



SYMBOL D/GT<sup>2</sup>

○	0.0037
△	0.0065
+	0.0130
×	0.0161
◇	0.0226
↑	0.0366



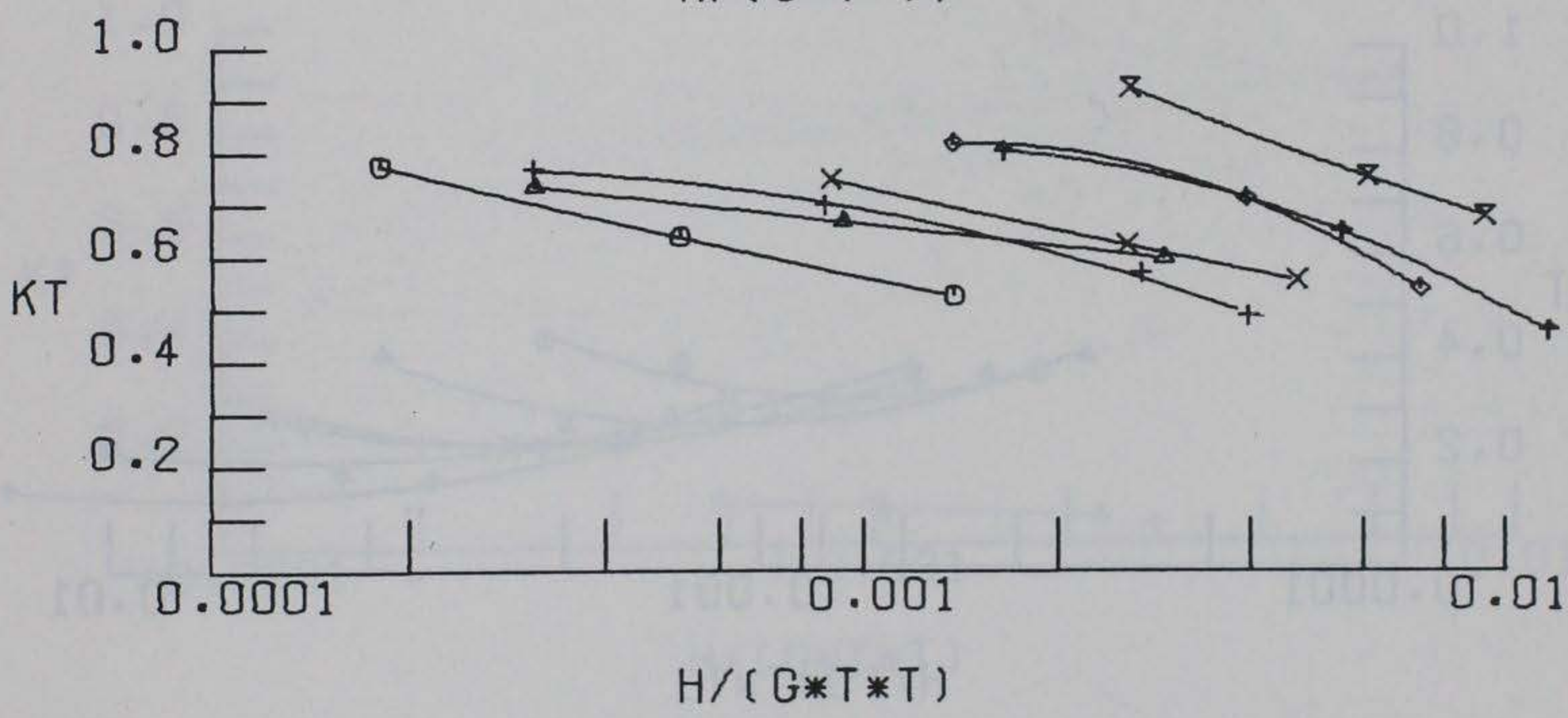
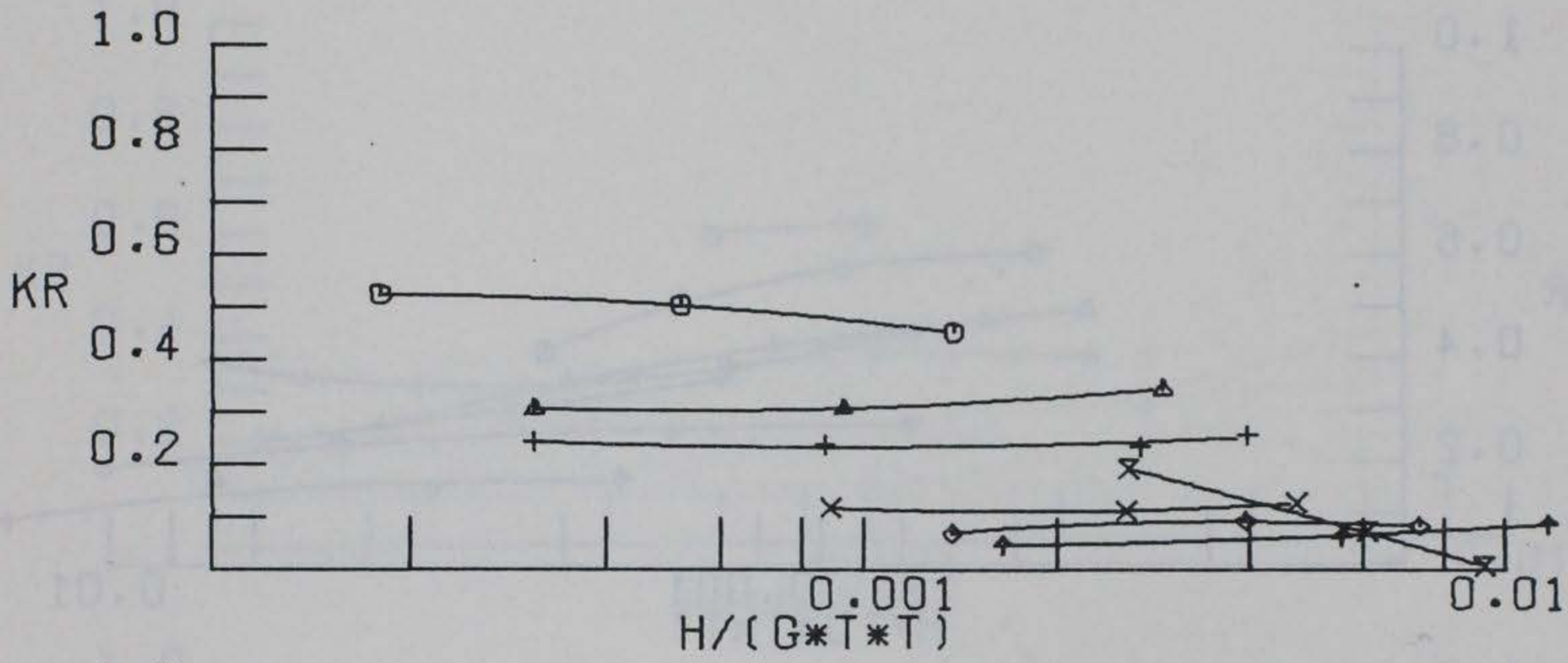
WAVE TRANSMISSION AND REFLECTION COEFFICIENTS

BREAKWATER 3W DS/HS= 1.29



SYMBOL D/GT2

- 0.0066
- △ 0.0132
- + 0.0163
- x 0.0228
- ◇ 0.0368
- ↑ 0.0555
- ⌘ 0.0805



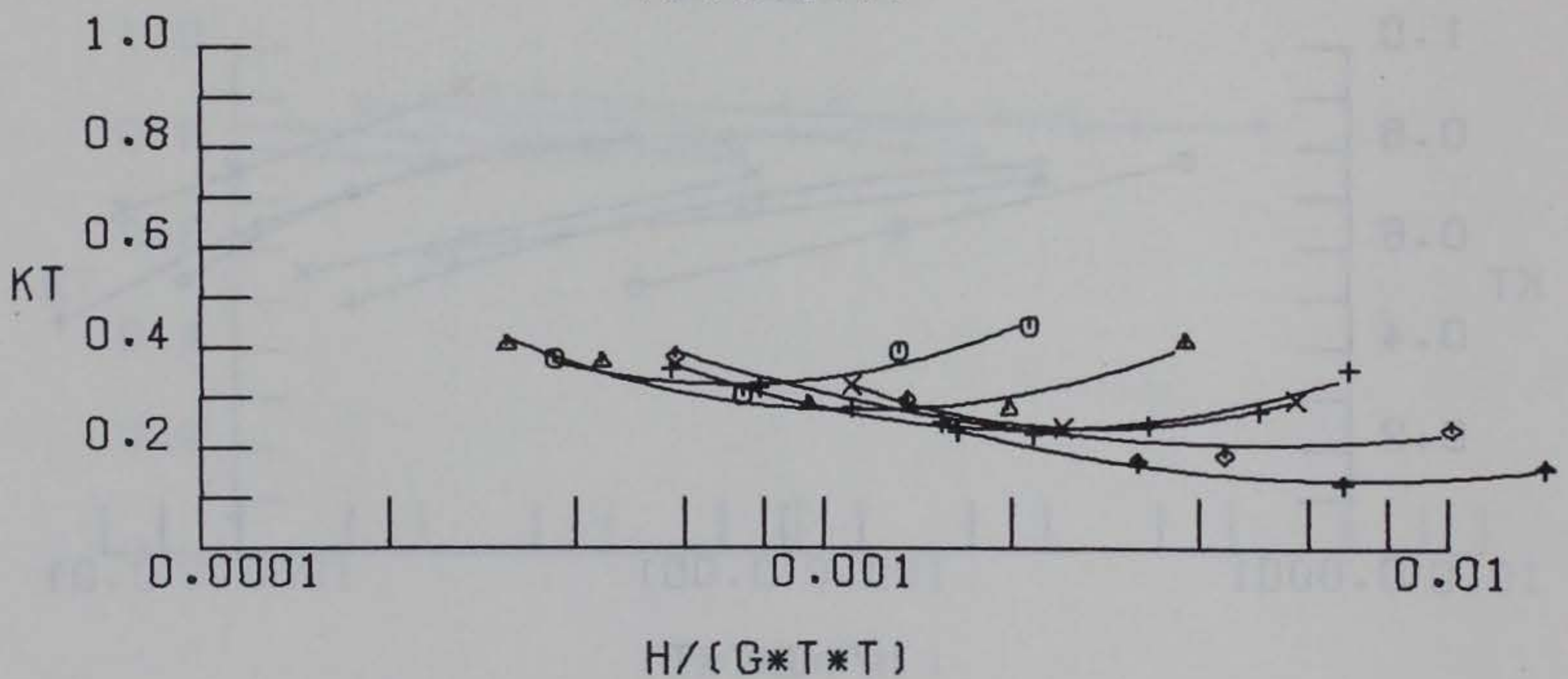
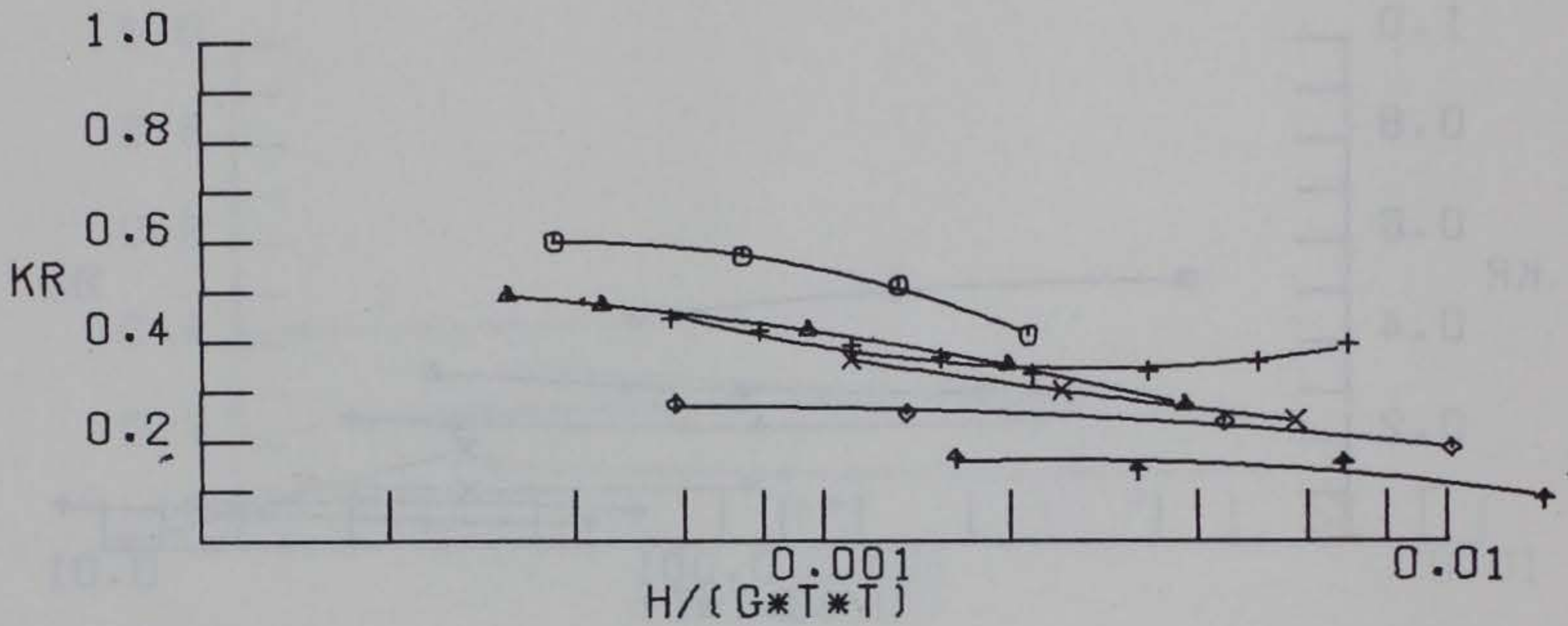
WAVE TRANSMISSION AND REFLECTION COEFFICIENTS

BREAKWATER = 3W DS/HS = 1.15



SYMBOL D/GT<sup>2</sup>

- 0.0065
- ▲ 0.0131
- + 0.0161
- × 0.0226
- ◇ 0.0363
- ↑ 0.0555



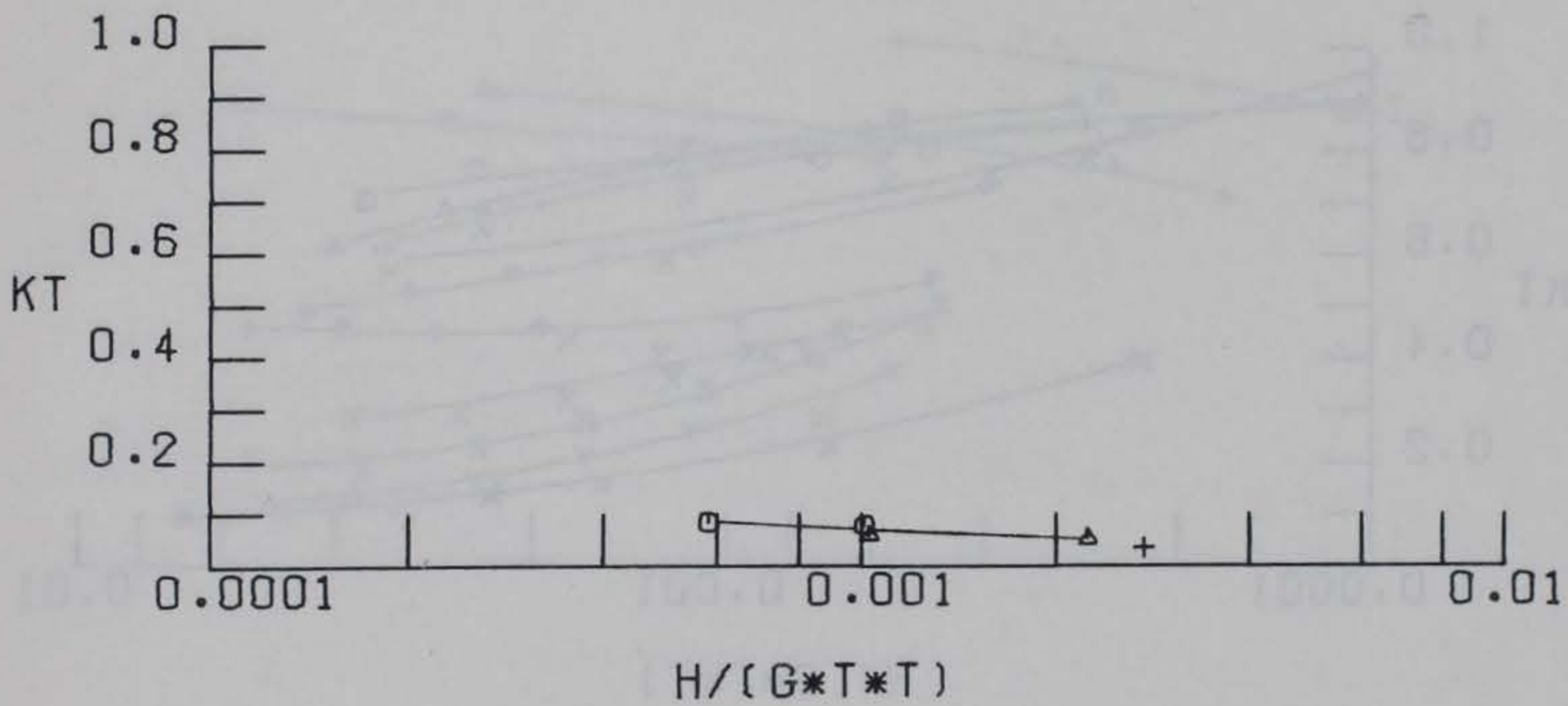
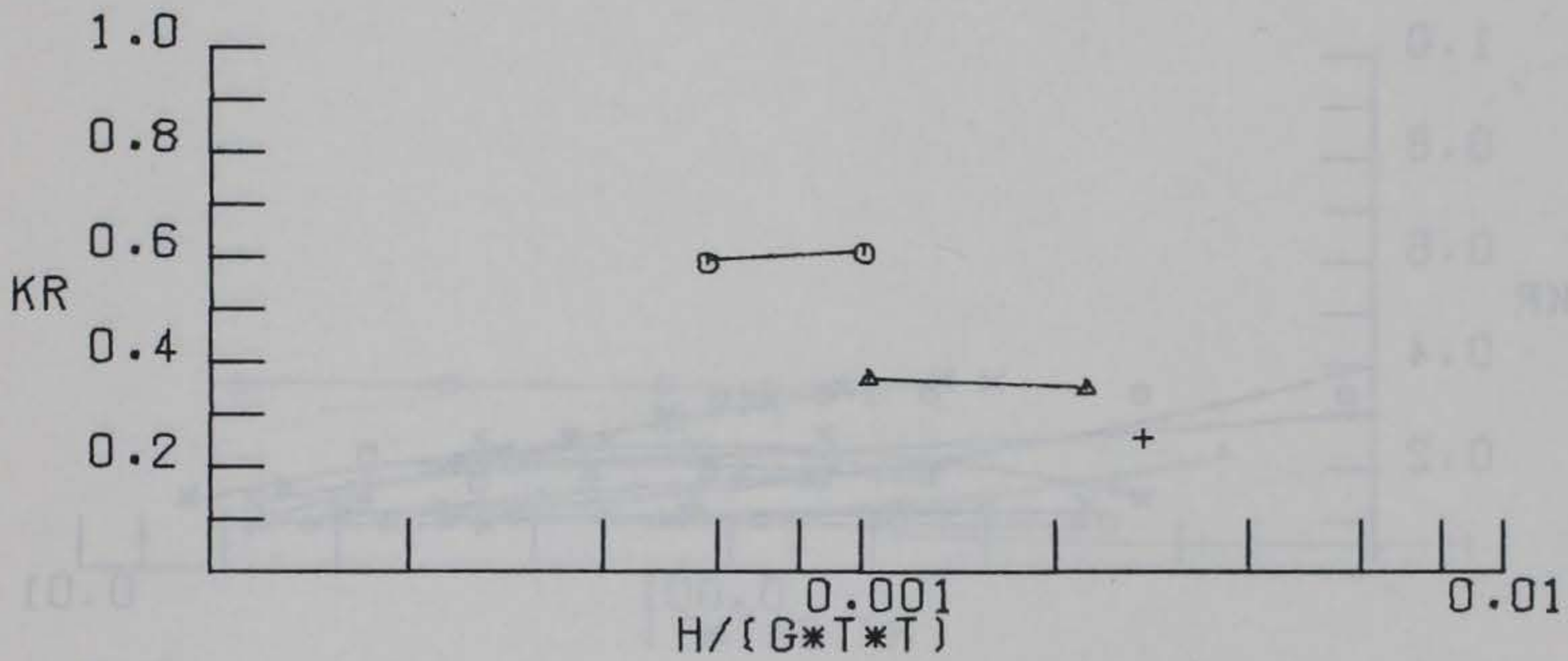
WAVE TRANSMISSION AND REFLECTION COEFFICIENTS

BREAKWATER 3W DS/HS= 0.93



SYMBOL D/GT2

○ 0.0038  
 ▲ 0.0066  
 + 0.0131

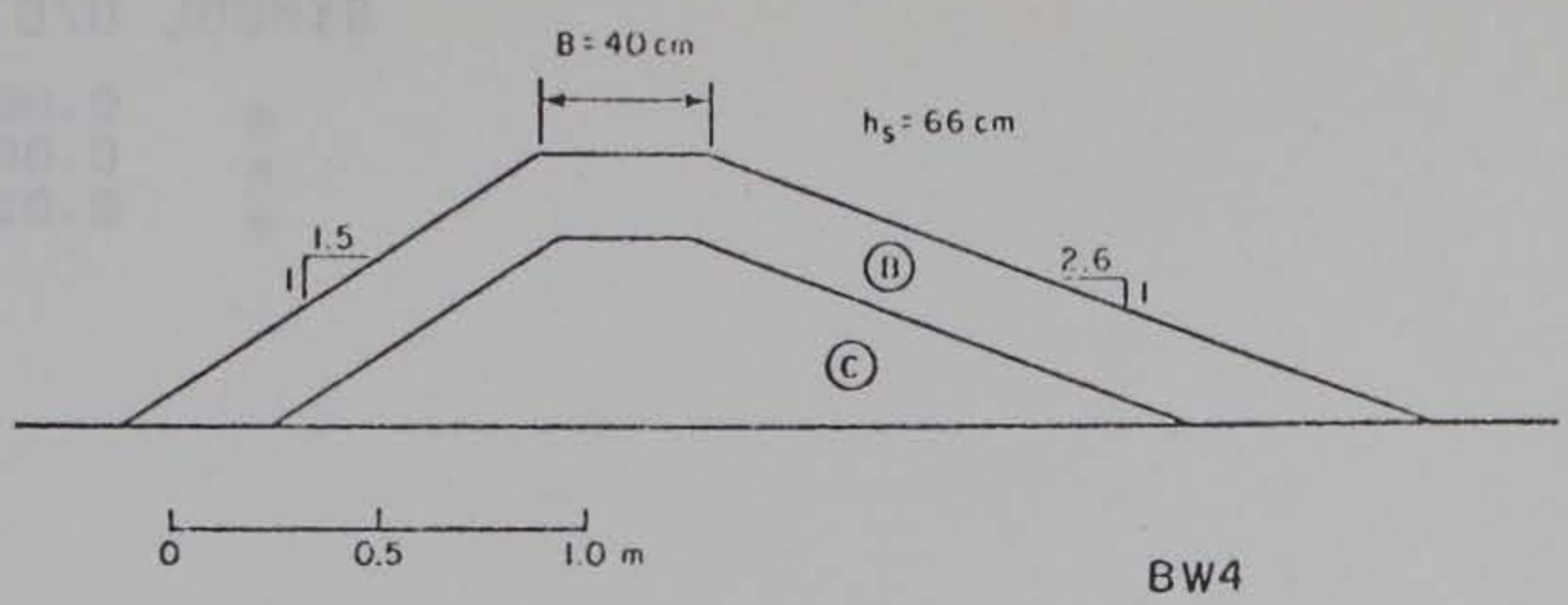


WAVE TRANSMISSION AND REFLECTION COEFFICIENTS

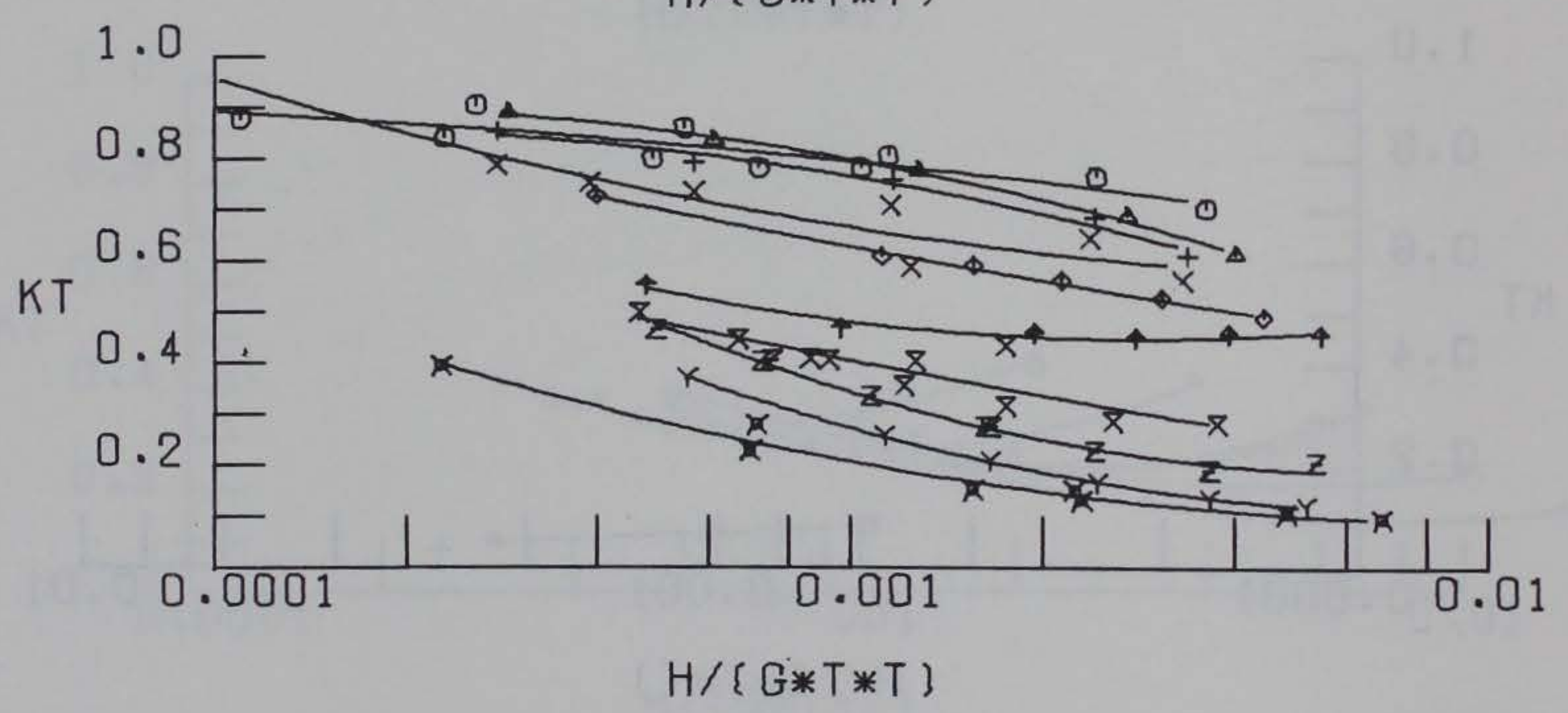
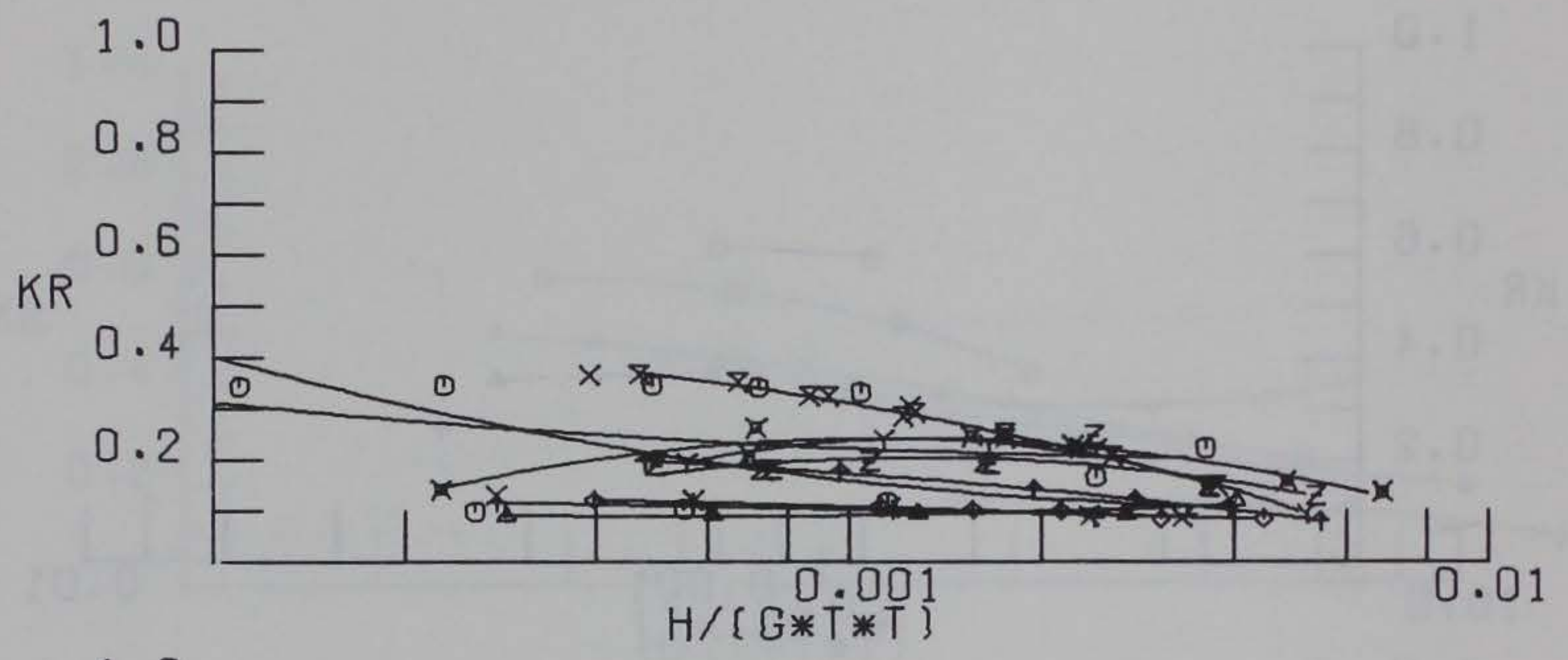
BREAKWATER ST 3W DS/HS= 0.69



STONY JOINT  
 2001.0  
 2000.0  
 2000.0



SYMBOL	DS/HS
○	1.29
△	1.21
+	1.14
×	1.11
◇	1.09
↑	0.98
×	0.90
Z	0.84
Y	0.74
×	0.68

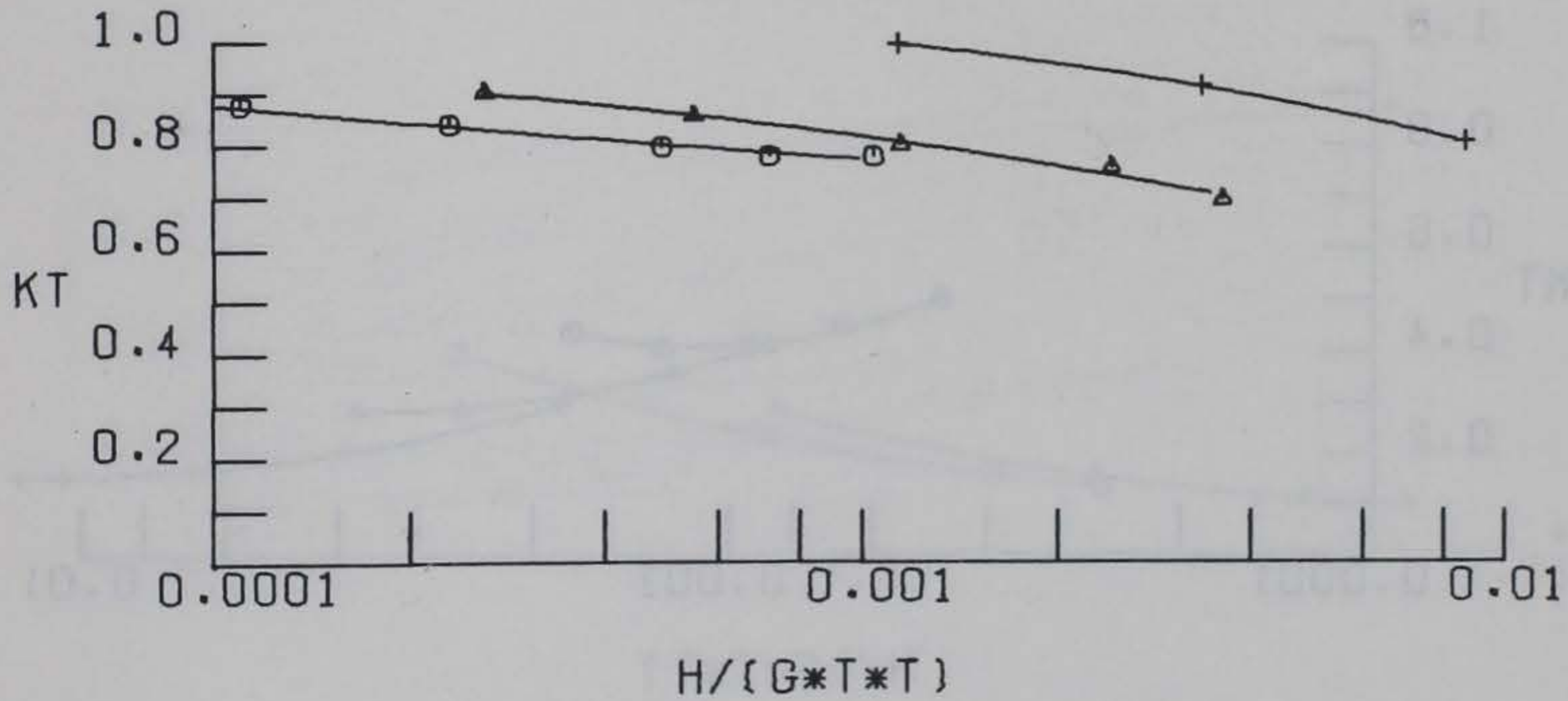
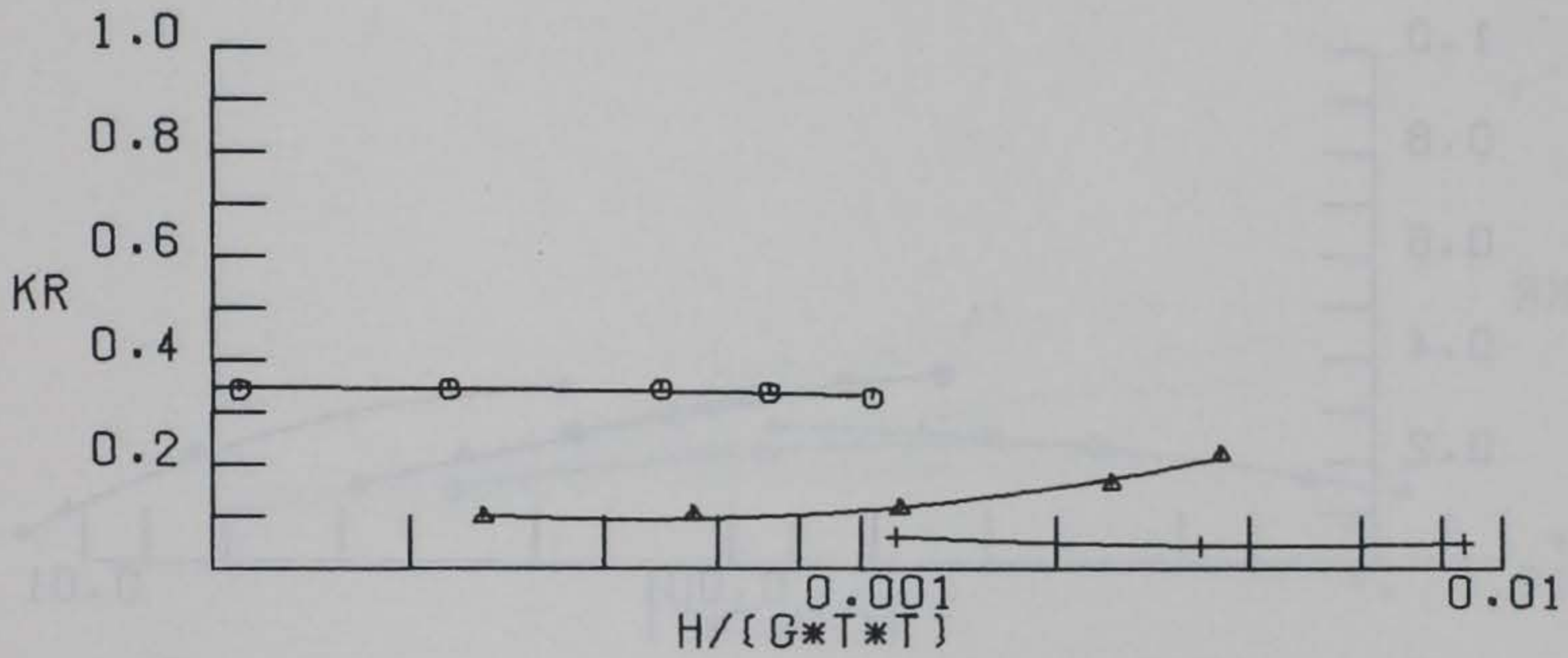


WAVE TRANSMISSION AND REFLECTION COEFFICIENTS  
 BREAKWATER 4  $D/(GT^2)=0.016$



SYMBOL D/GT<sup>2</sup>

○ 0.0065  
 ▲ 0.0161  
 + 0.0546



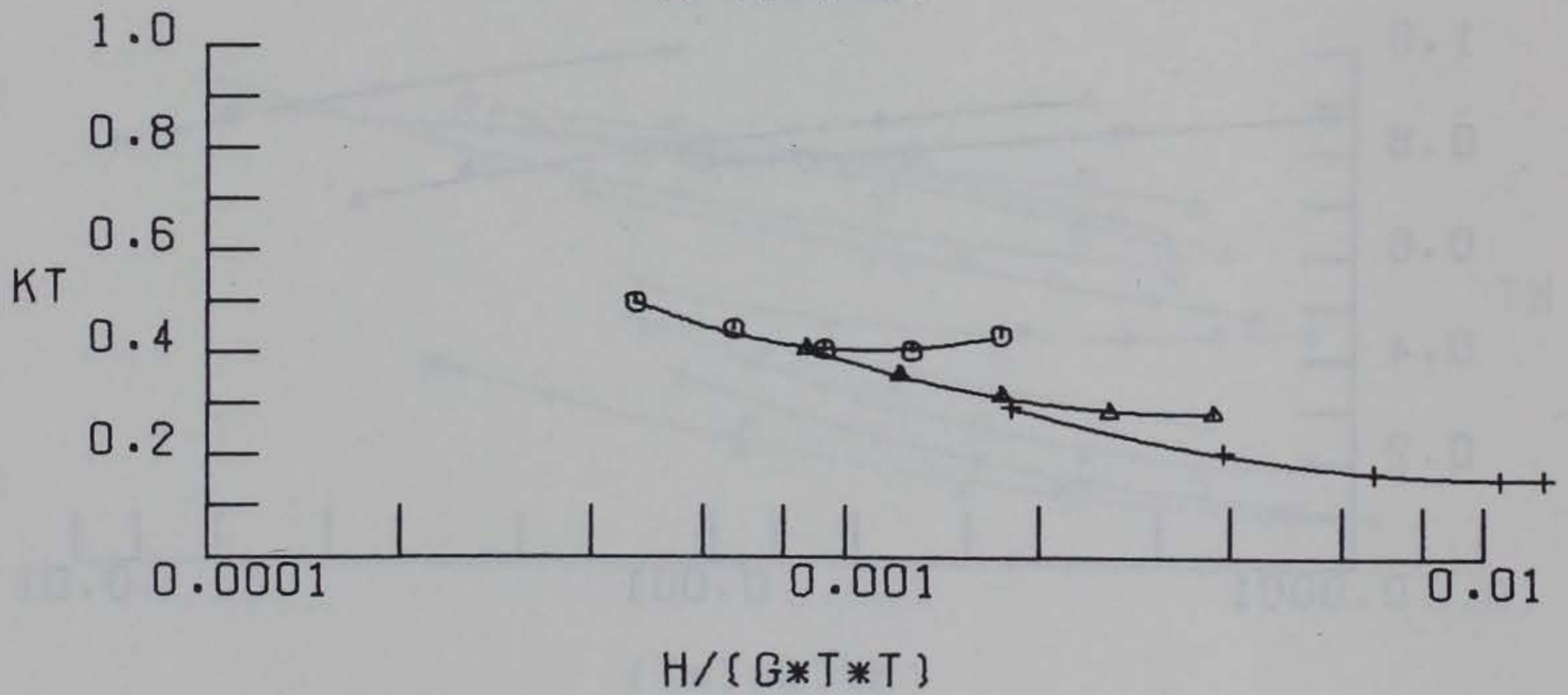
WAVE TRANSMISSION AND REFLECTION COEFFICIENTS

BREAKWATER 4 DS/HS= 1.29



SYMBOL D/GT<sup>2</sup>

○ 0.0065  
 ▲ 0.0160  
 + 0.0553



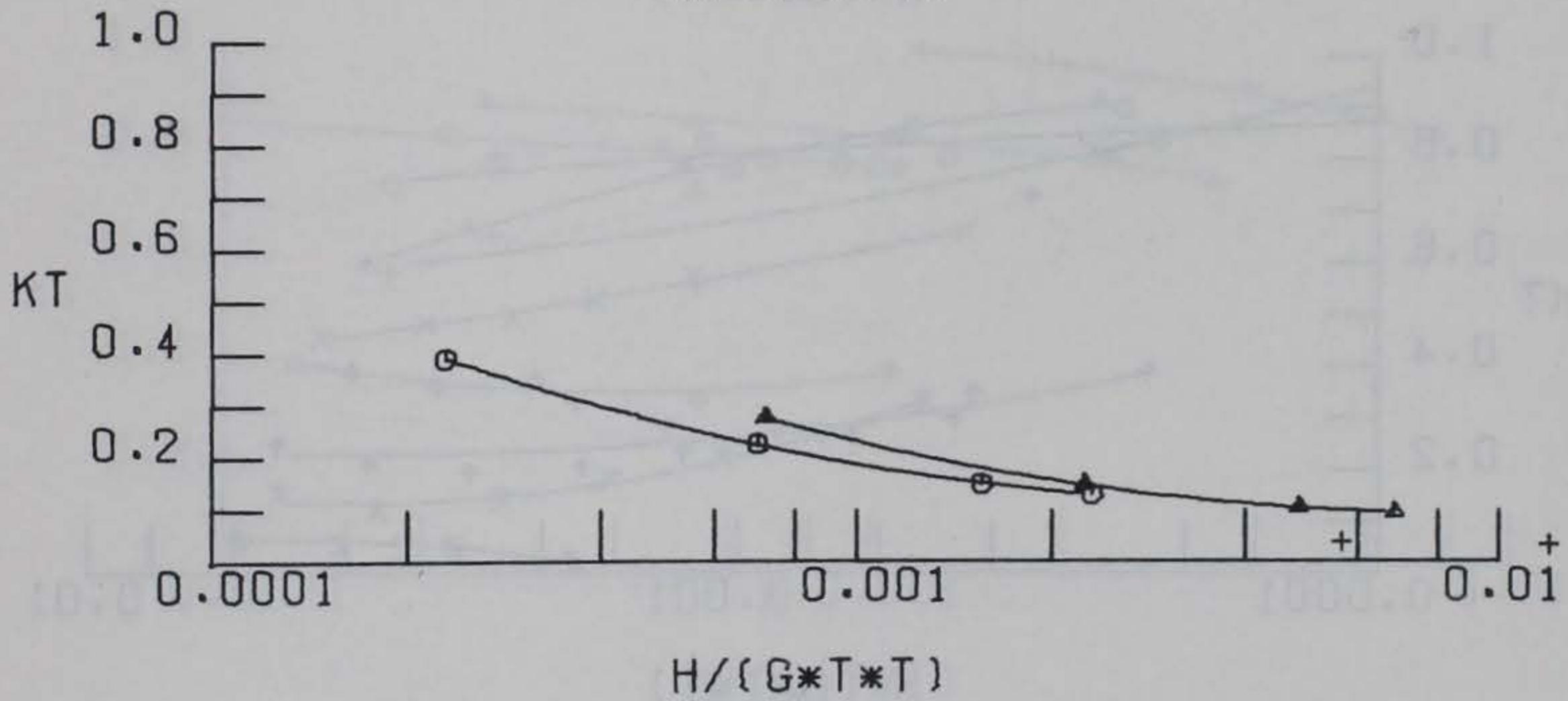

WAVE TRANSMISSION AND REFLECTION COEFFICIENTS

BREAKWATER 4 DS/HS= 0.90



SYMBOL D/GT<sup>2</sup>

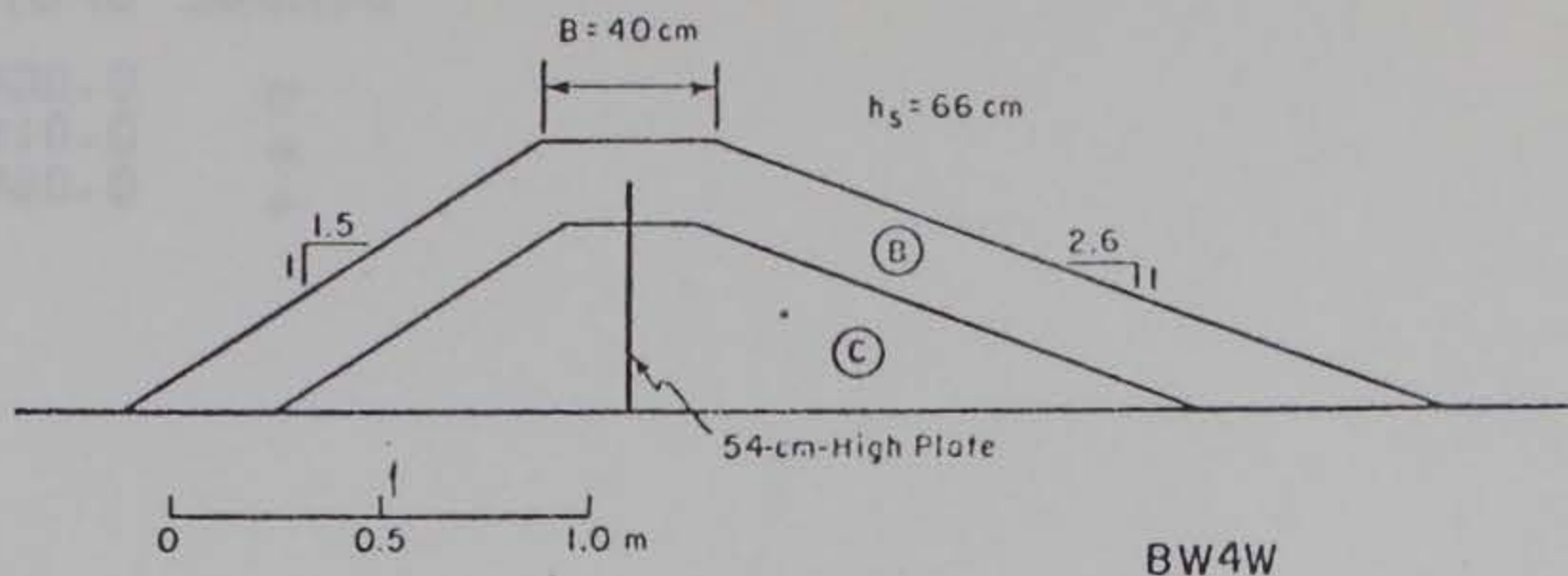
○ 0.0065  
 ▲ 0.0161  
 + 0.0555



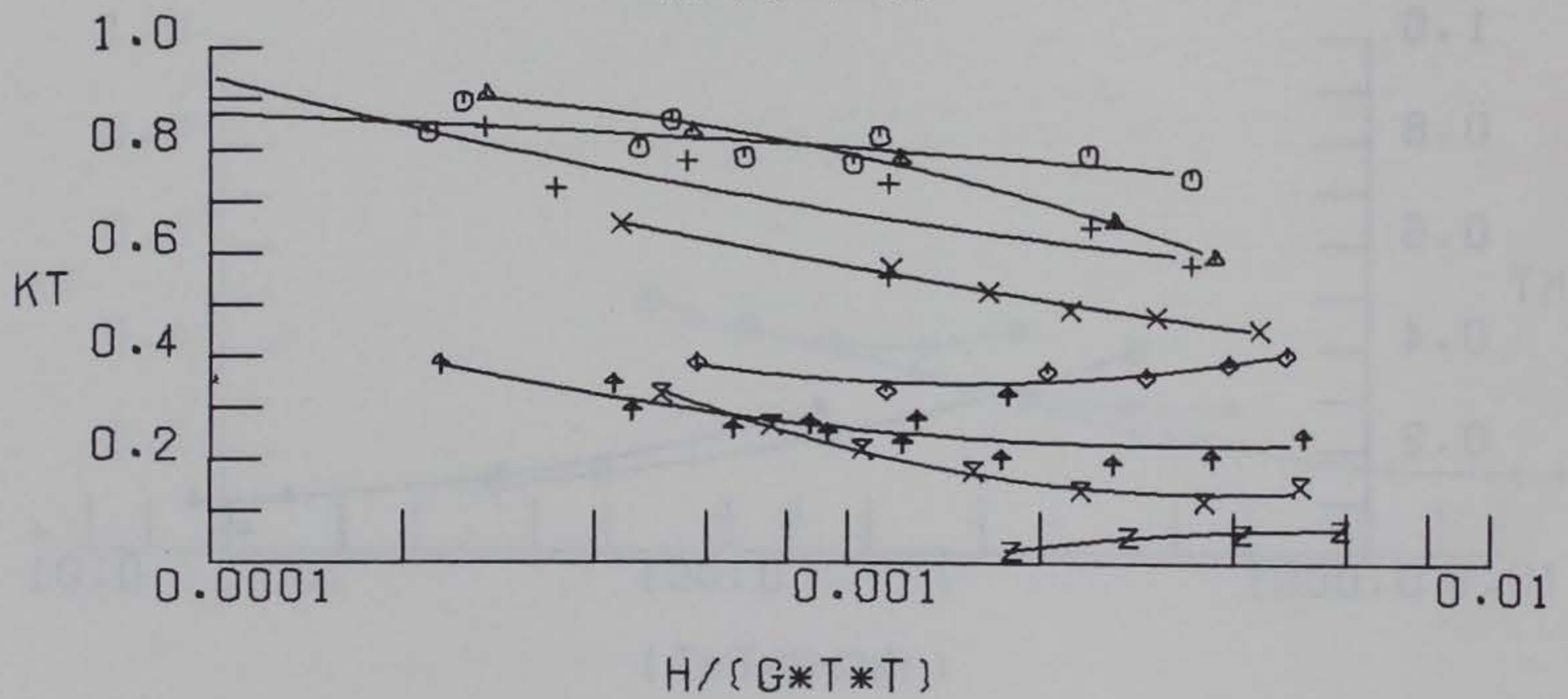

WAVE TRANSMISSION AND REFLECTION COEFFICIENTS

BREAKWATER 4 DS/HS= 0.68





SYMBOL	DS/HS
○	1.29
△	1.21
+	1.14
×	1.06
◇	0.98
↑	0.91
×	0.85
Z	0.76



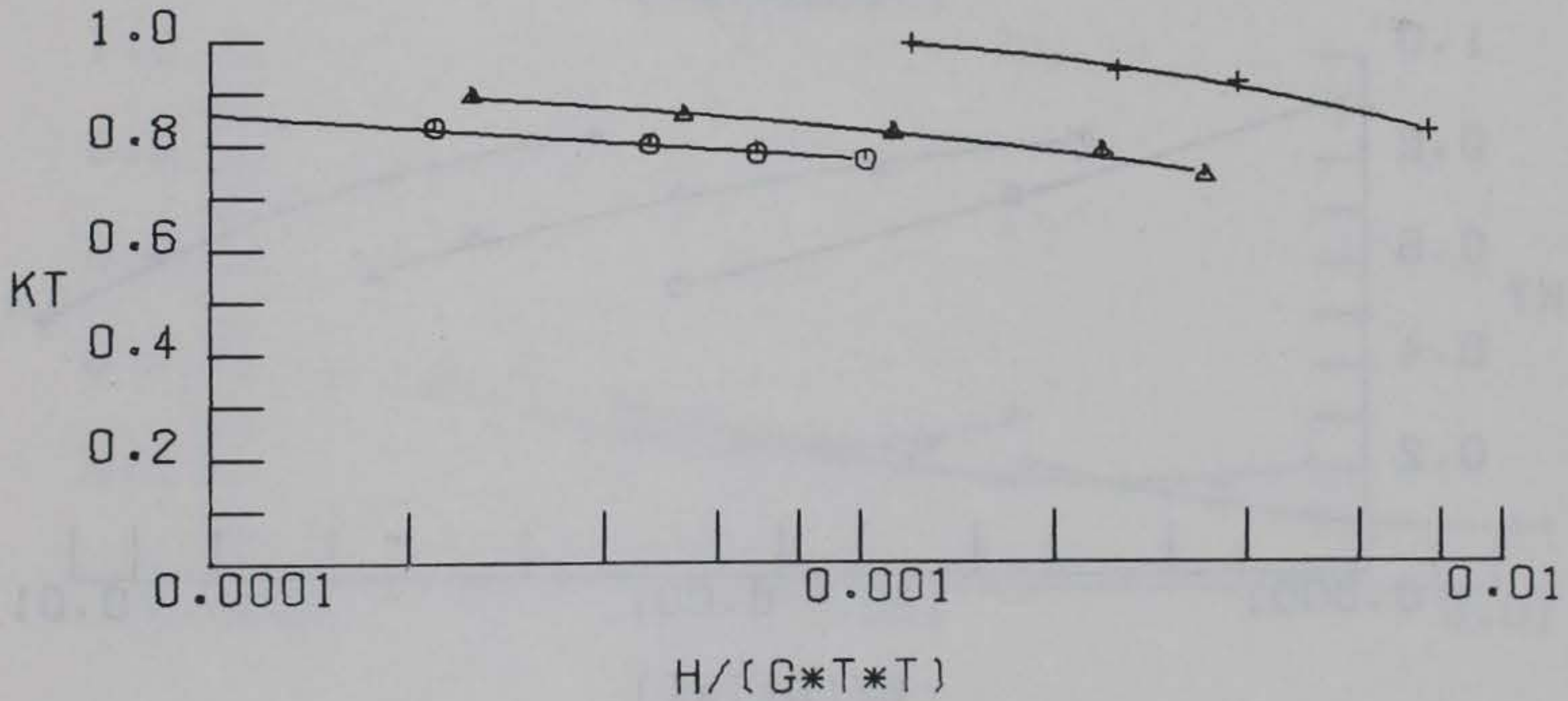
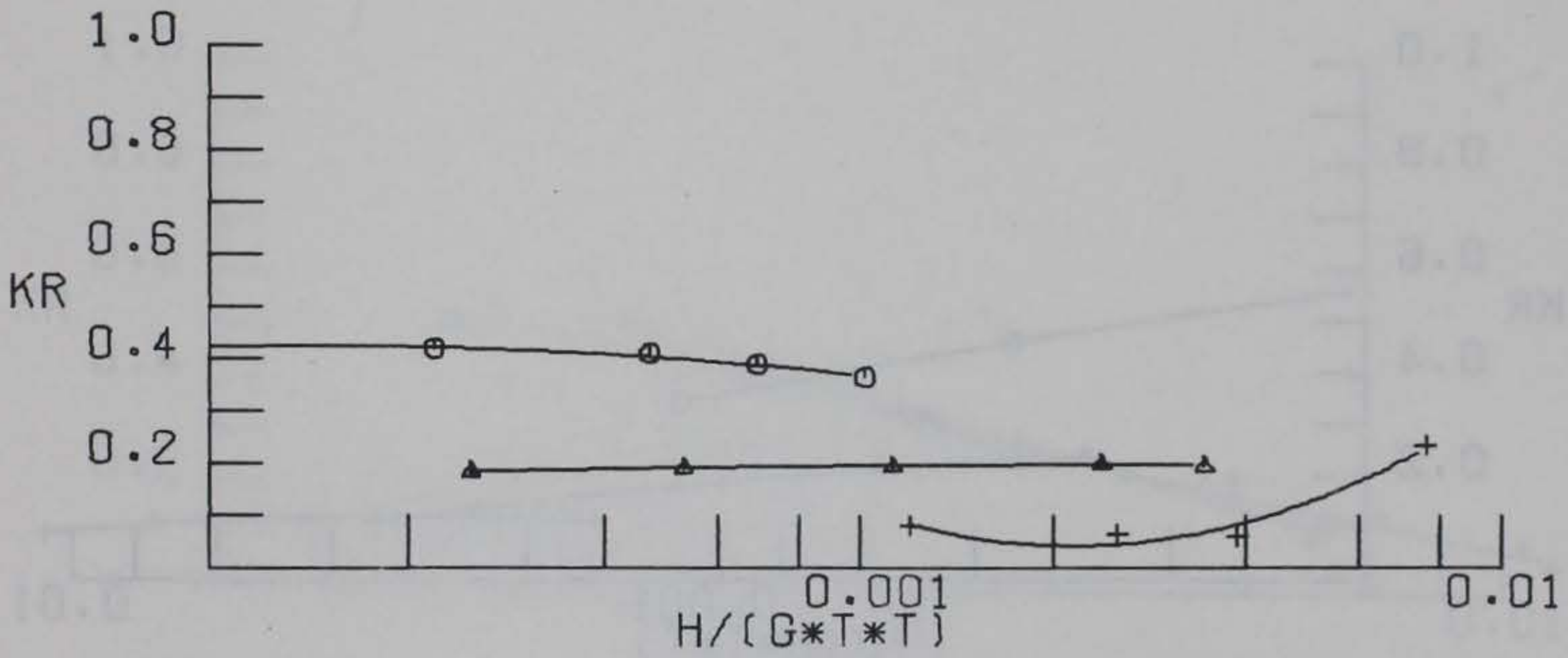
WAVE TRANSMISSION AND REFLECTION COEFFICIENTS

BREAKWATER 4W  $D/((GT^2))=0.016$



SYMBOL D/GT<sup>2</sup>

○ 0.0065  
 ▲ 0.0161  
 + 0.0546



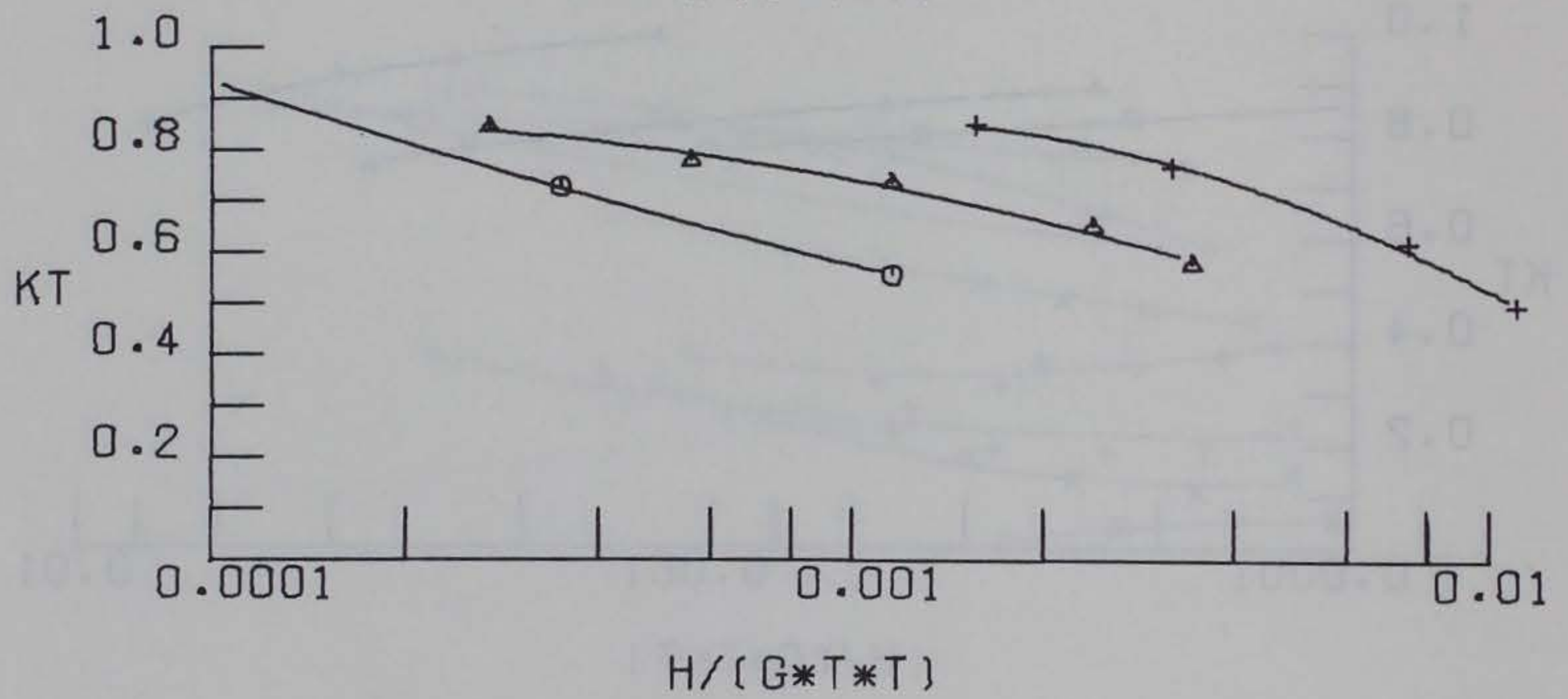
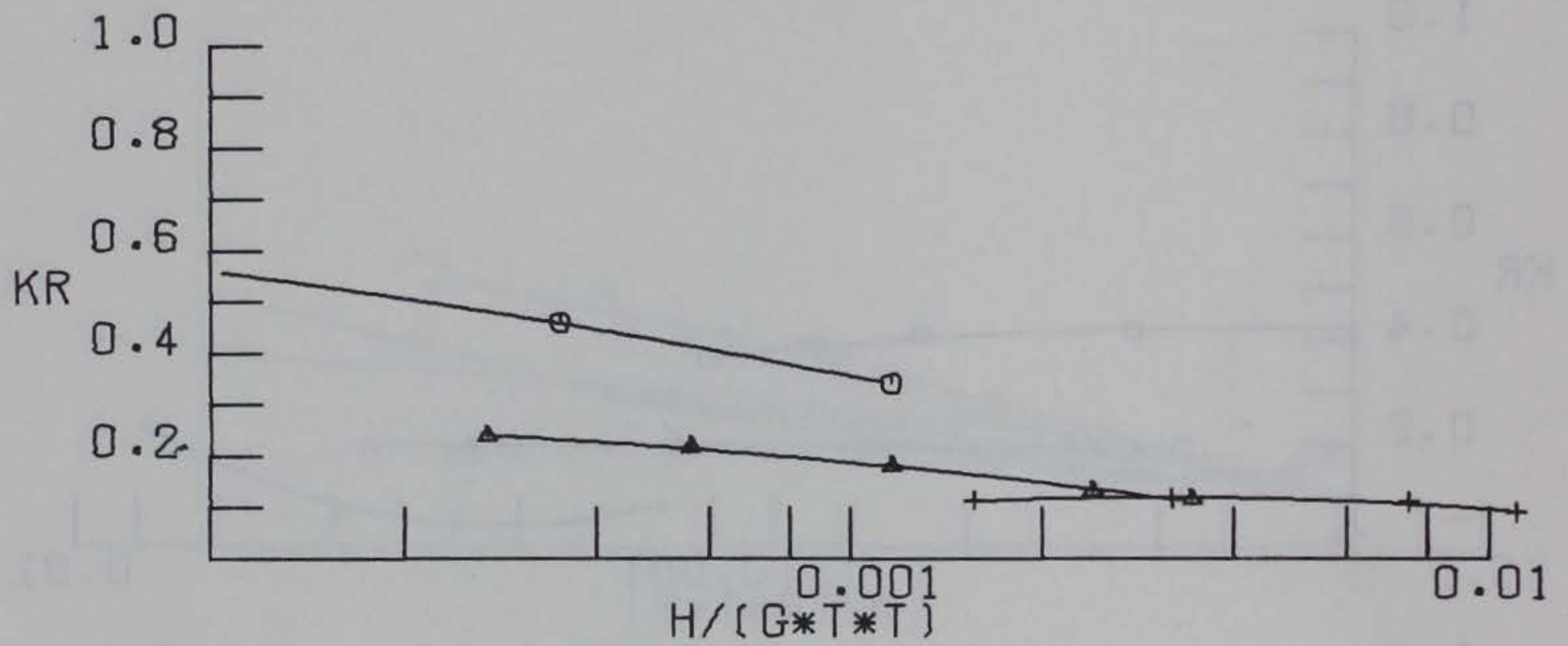
WAVE TRANSMISSION AND REFLECTION COEFFICIENTS

BREAKWATER 4W DS/HS= 1.29



SYMBOL D/GT<sup>2</sup>

○ 0.0066  
 ▲ 0.0162  
 + 0.0553



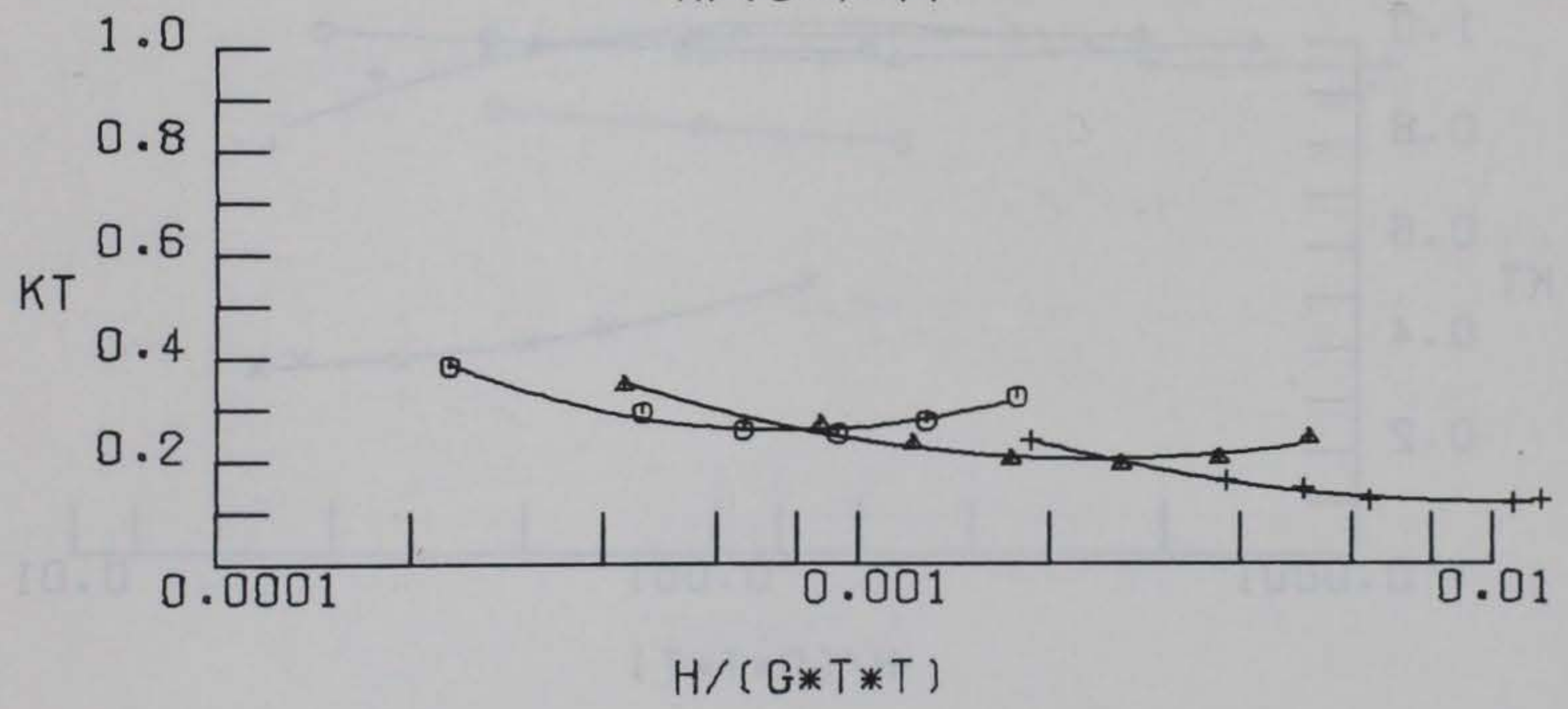

WAVE TRANSMISSION AND REFLECTION COEFFICIENTS

BREAKWATER 4W DS/HS= 1.14



SYMBOL D/GT<sup>2</sup>

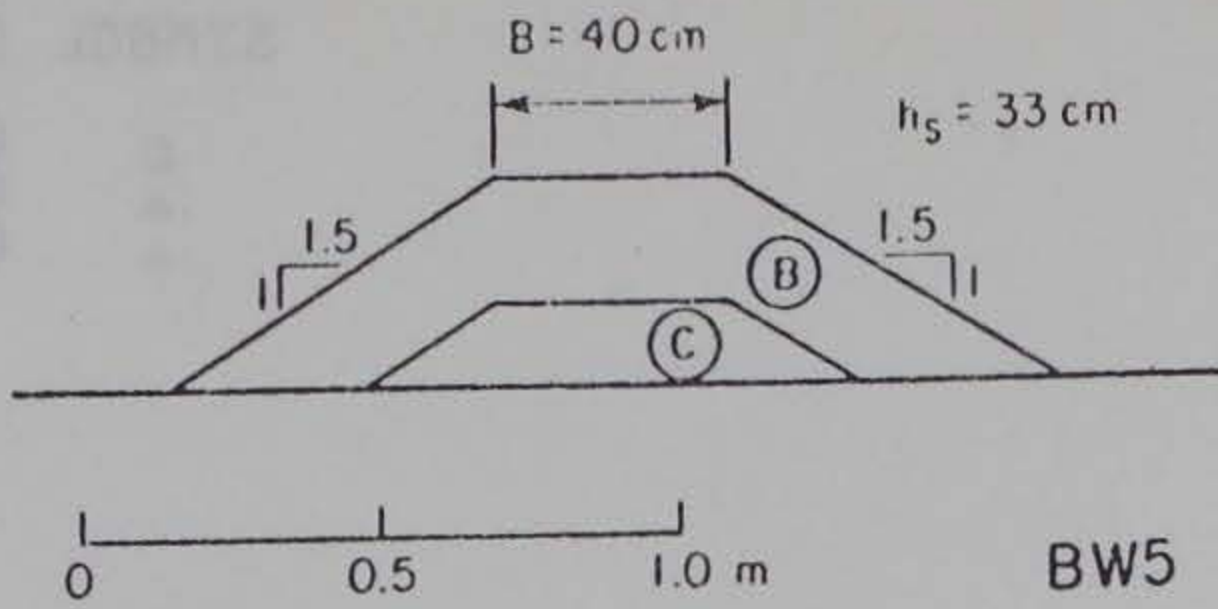
- ⊙ 0.0065
- ▲ 0.0161
- +



WAVE TRANSMISSION AND REFLECTION COEFFICIENTS

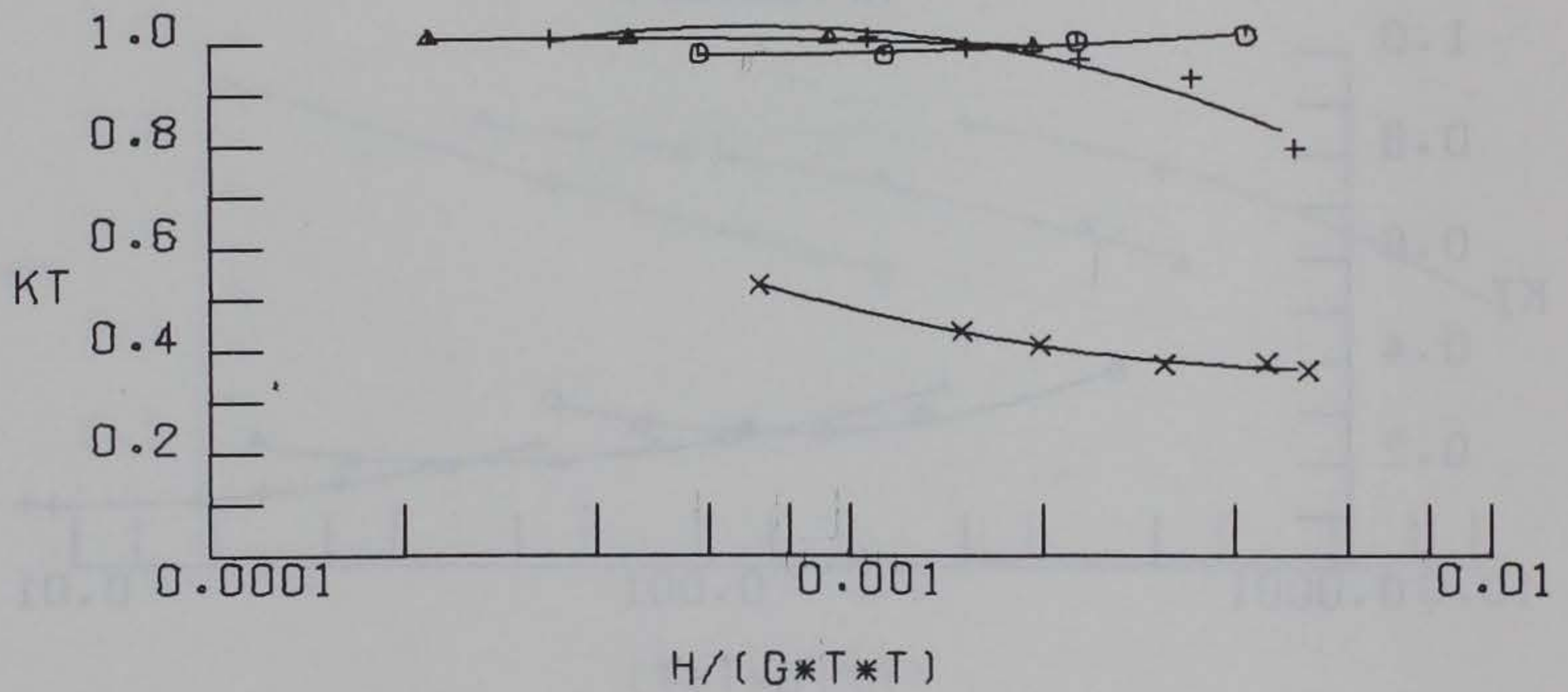
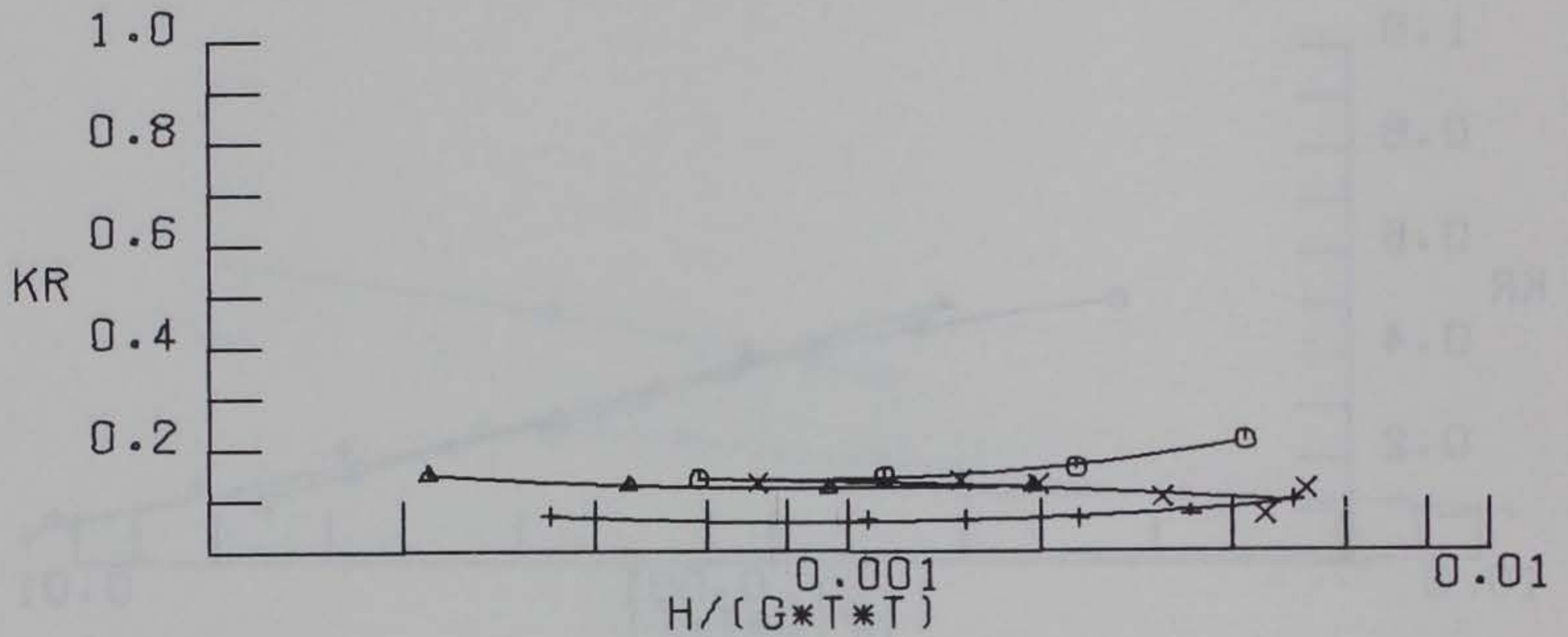
BREAKWATER 4W DS/HS= 0.91





SYMBOL DS/HS

○	2.27
▲	1.82
+	1.36
×	0.92



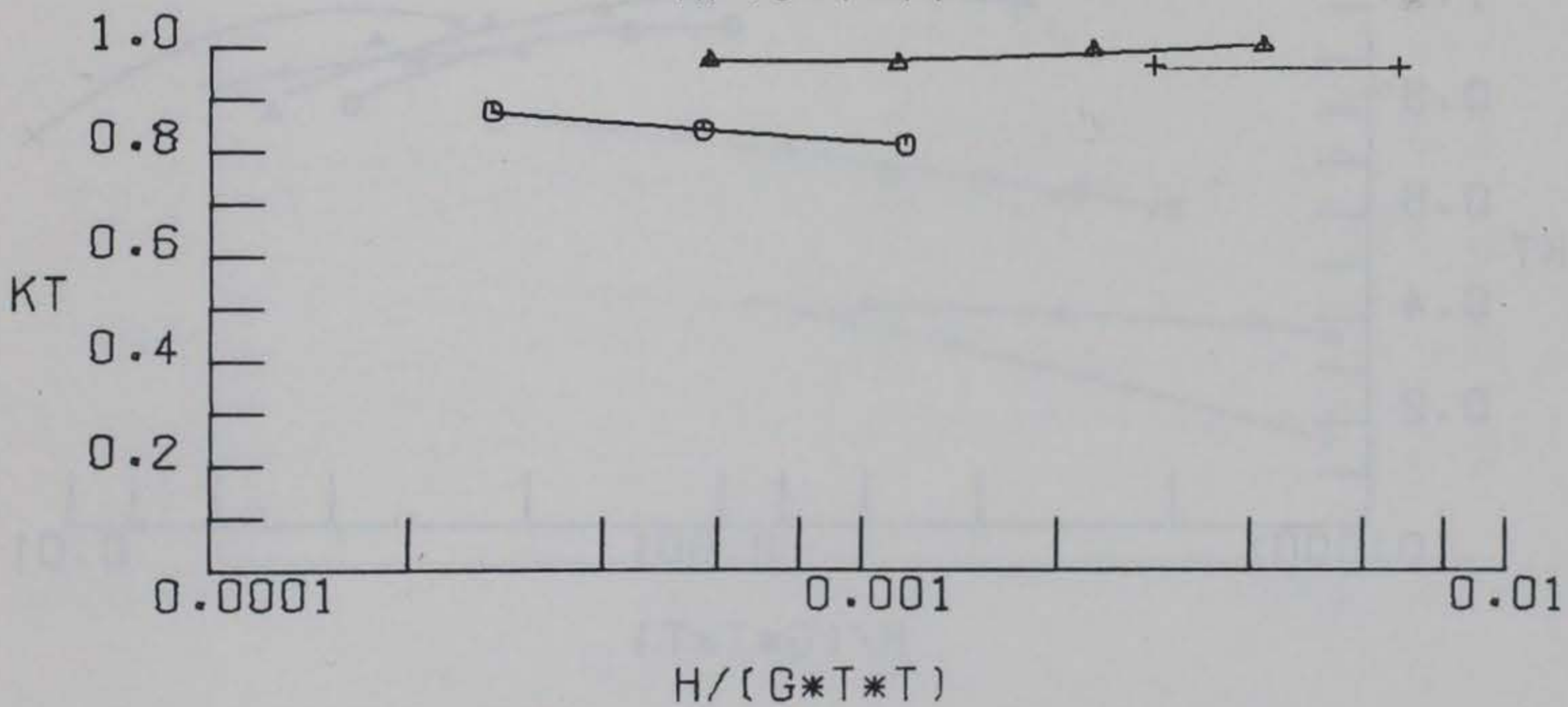
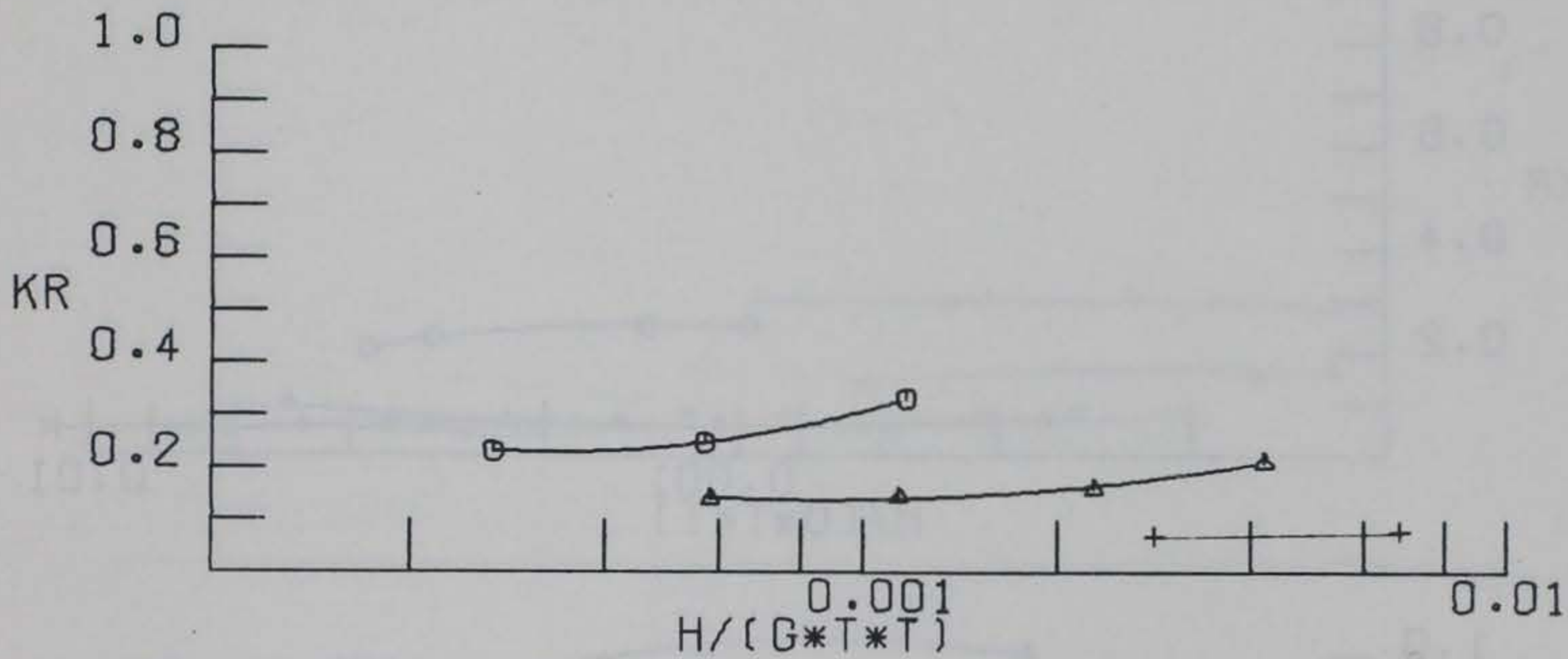
WAVE TRANSMISSION AND REFLECTION COEFFICIENTS

BREAKWATER 5  $D/(GT^2)=0.016$



SYMBOL D/GT2

⊙ 0.0065  
 ▲ 0.0161  
 + 0.0550



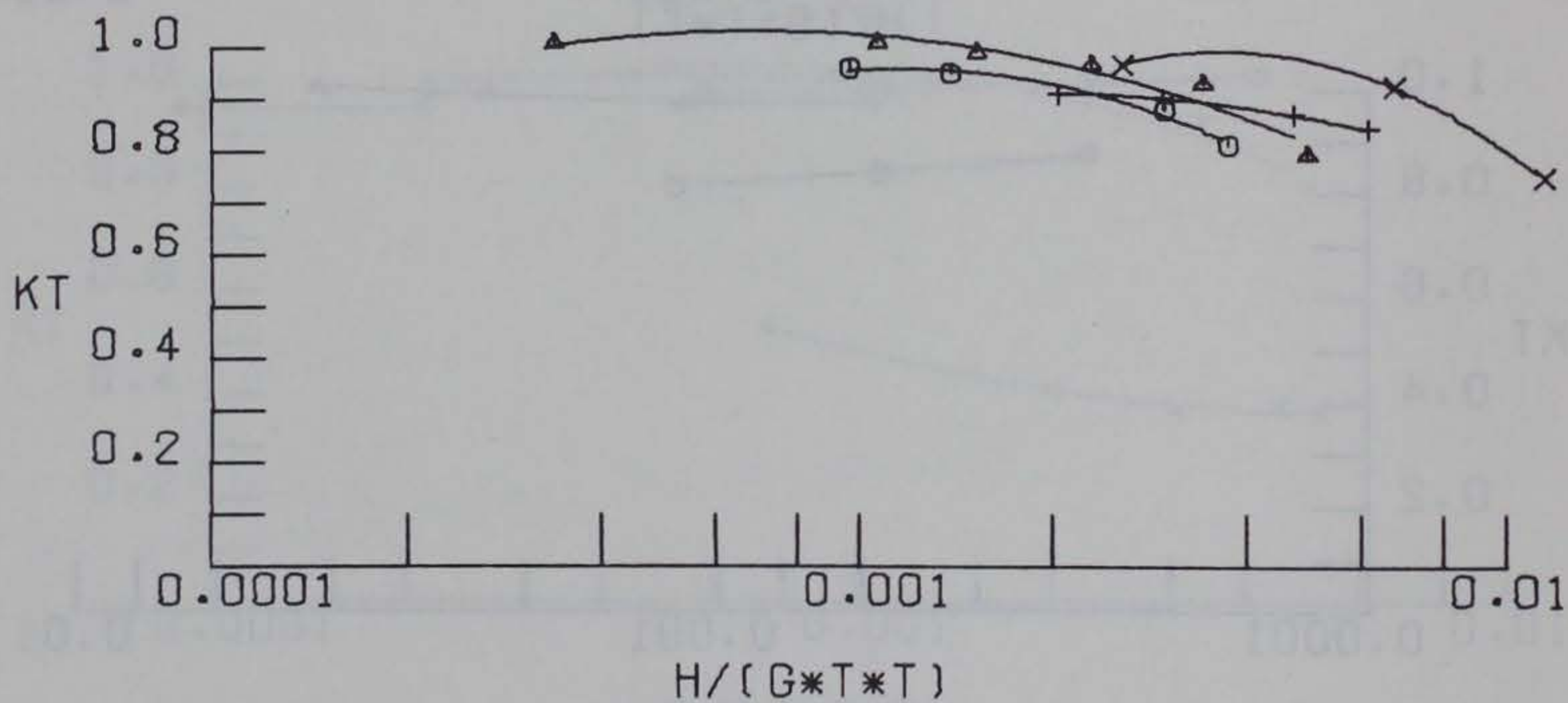
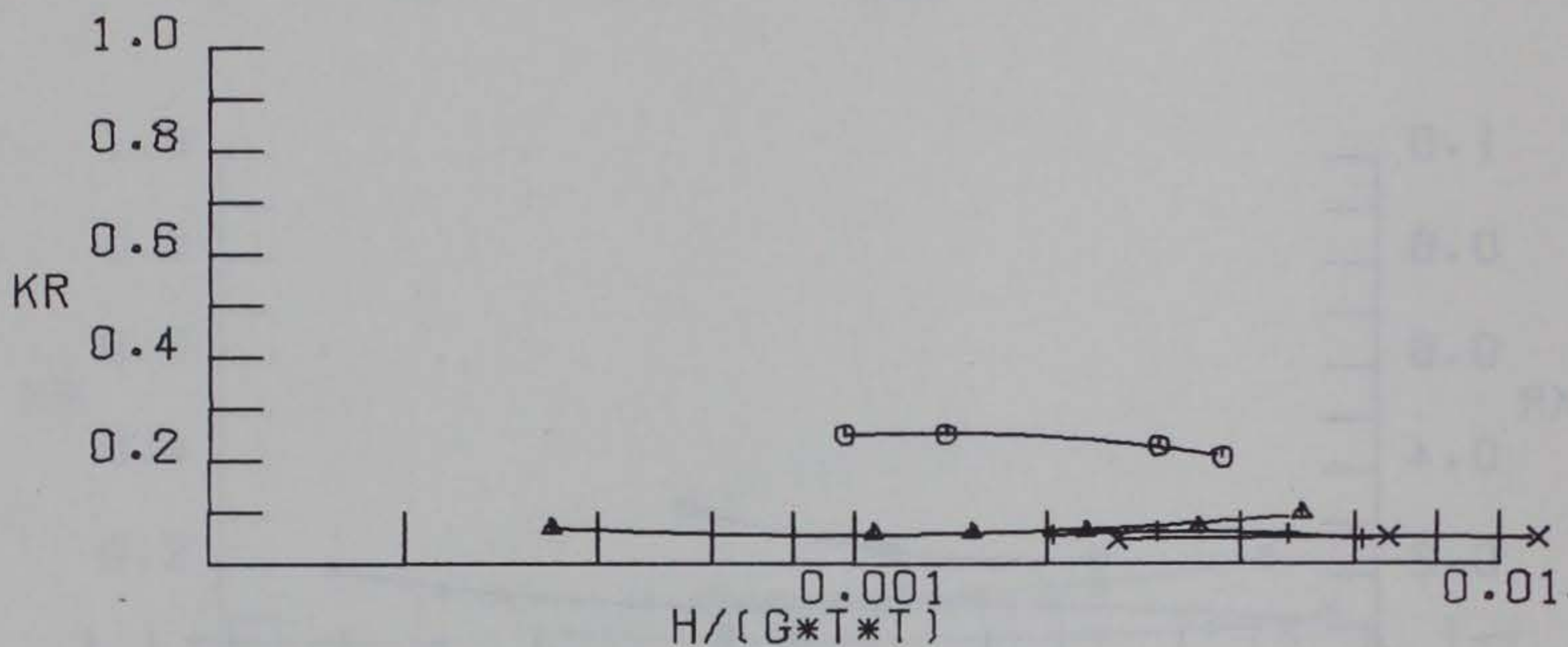
WAVE TRANSMISSION AND REFLECTION COEFFICIENTS

BREAKWATER 5 DS/HS= 2.27



SYMBOL D/GT<sup>2</sup>

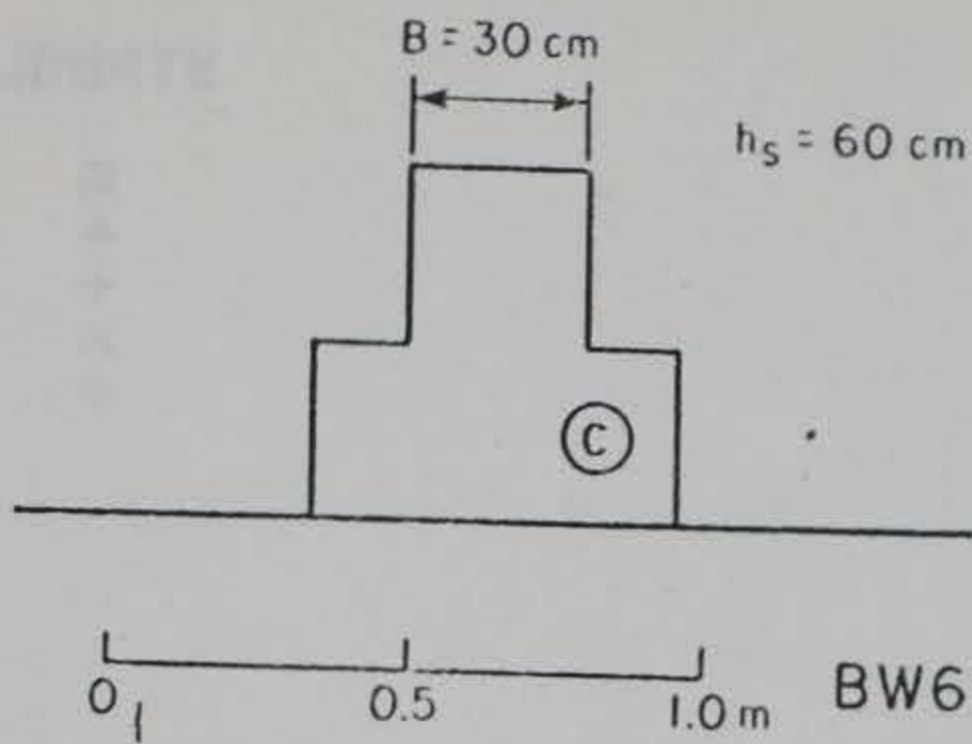
○	0.0114
△	0.0161
+	0.0330
x	0.0555



WAVE TRANSMISSION AND REFLECTION COEFFICIENTS

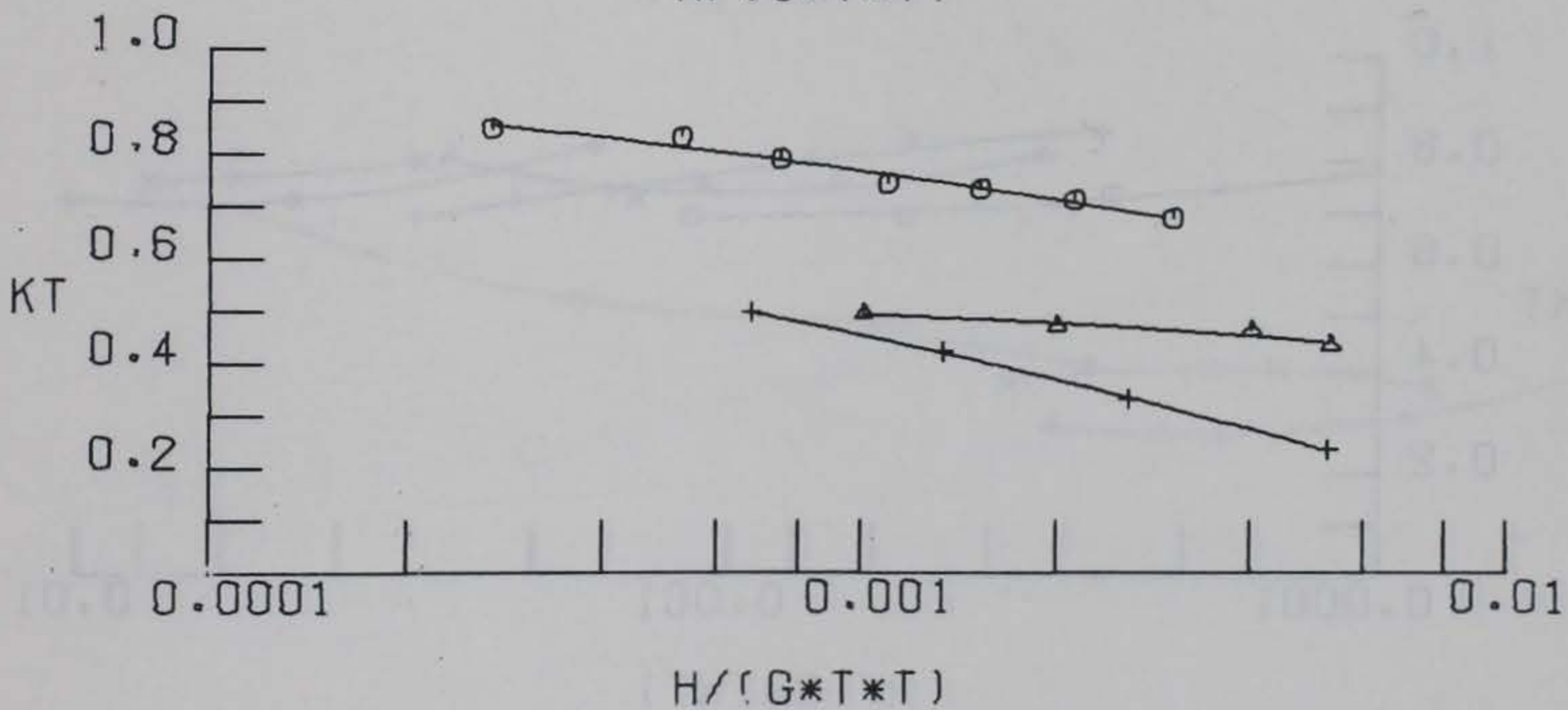
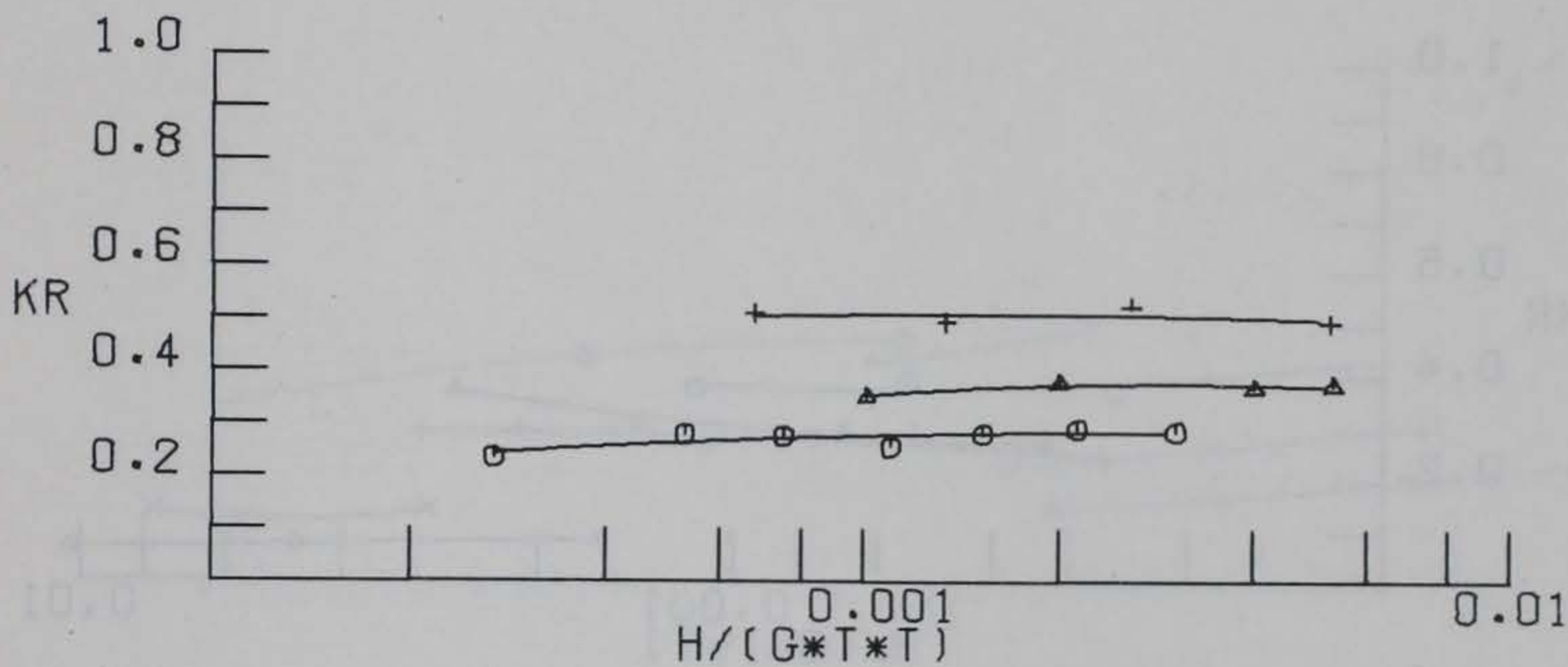
BREAKWATER 5 DS/HS= 1.36





SYMBOL DS/HS

- 1.25
- △ 1.00
- + 0.75



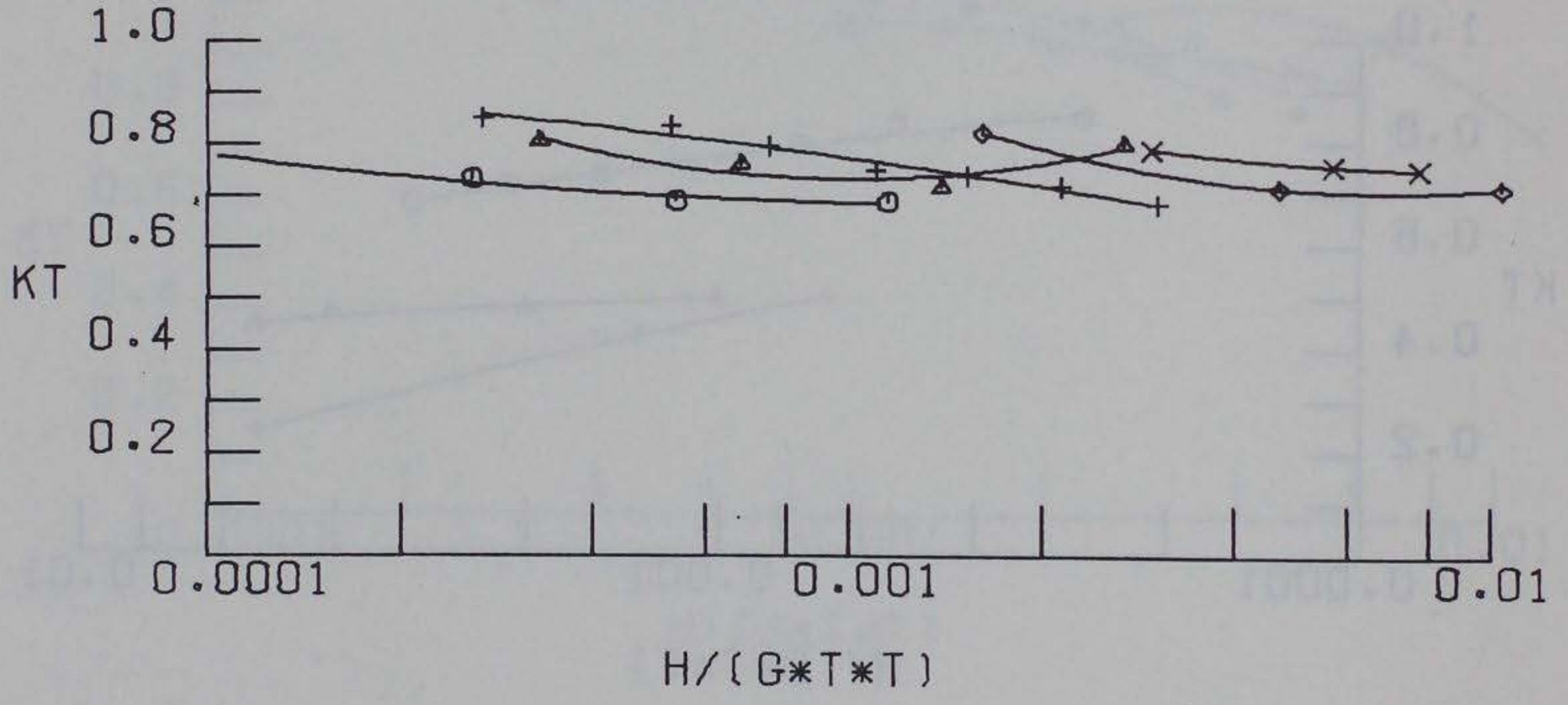
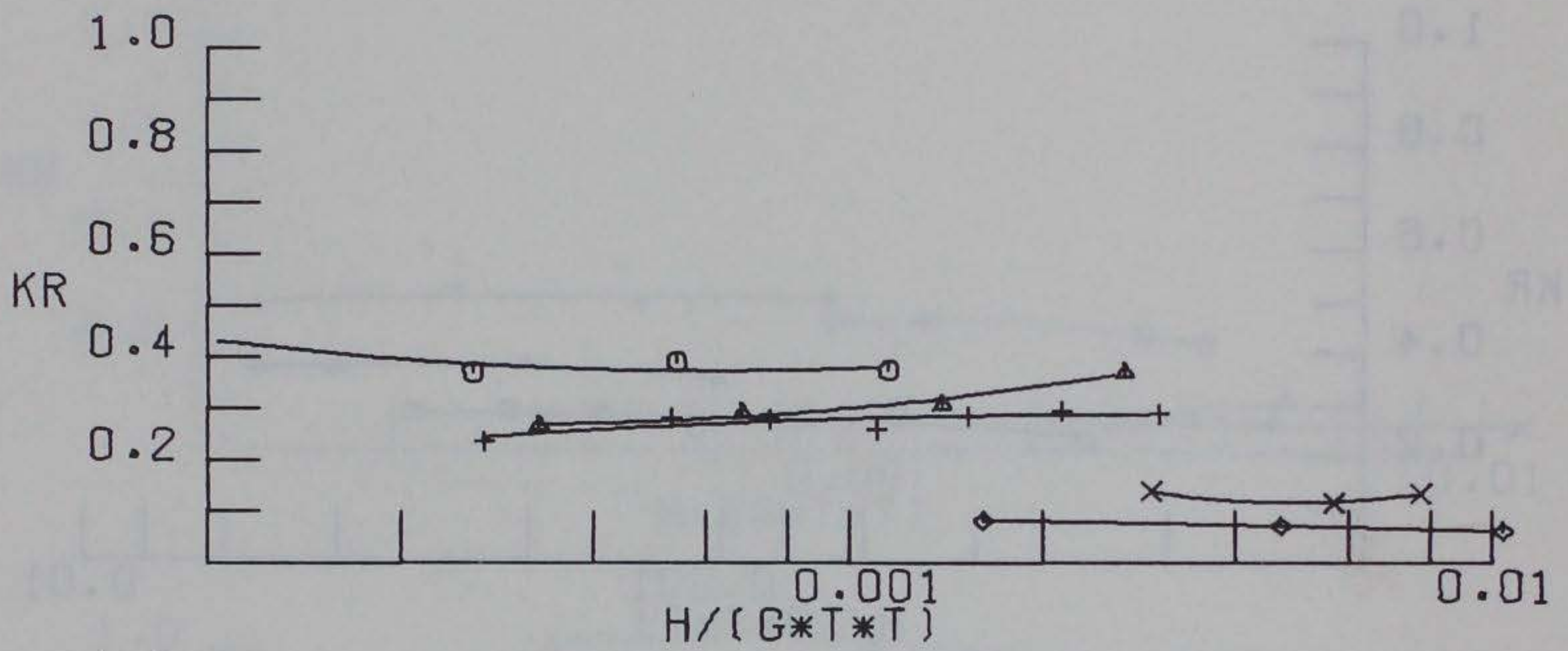
WAVE TRANSMISSION AND REFLECTION COEFFICIENTS

BREAKWATER 6  $D/(GT^2) = 0.016$



SYMBOL D/GT<sup>2</sup>

- 0.0065
- △ 0.0113
- + 0.0161
- × 0.0390
- ◇ 0.0549



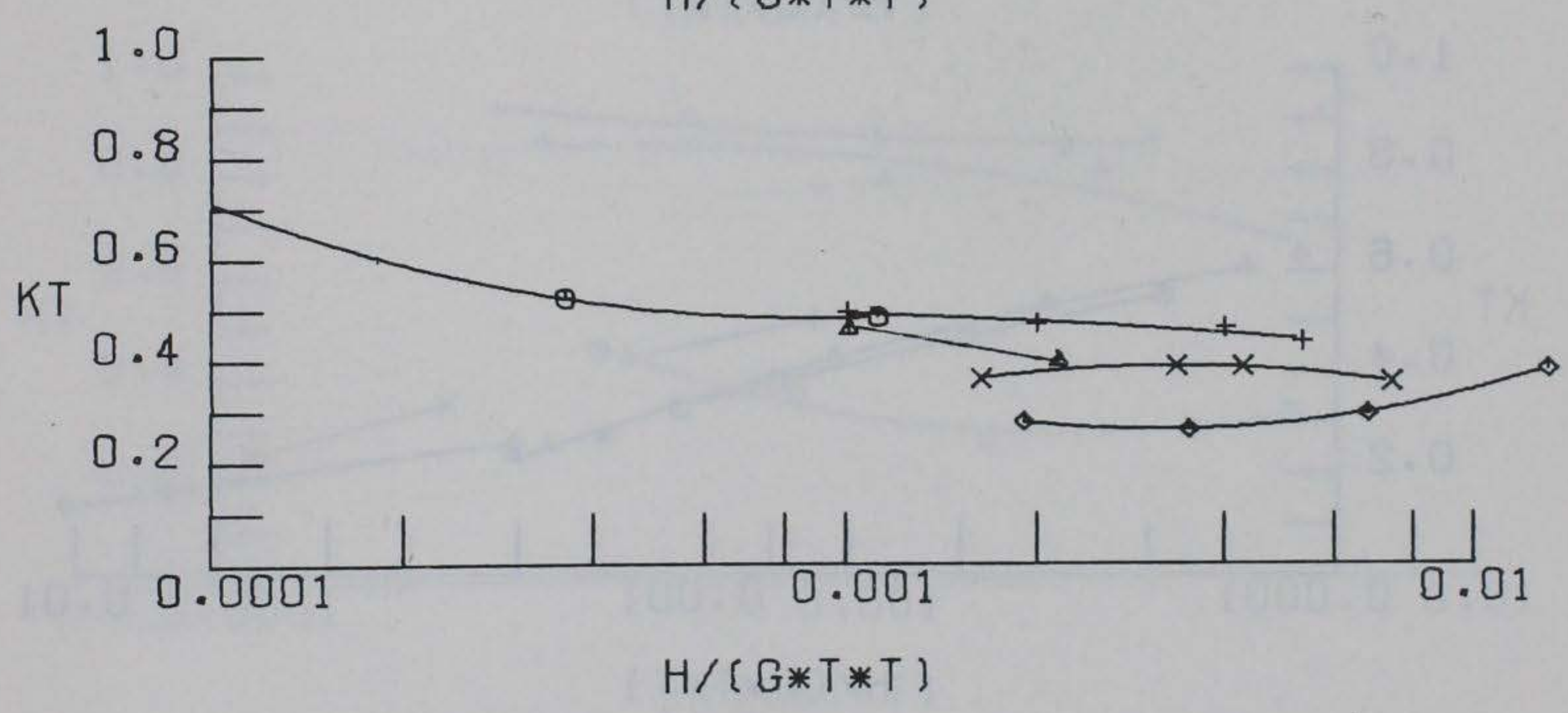
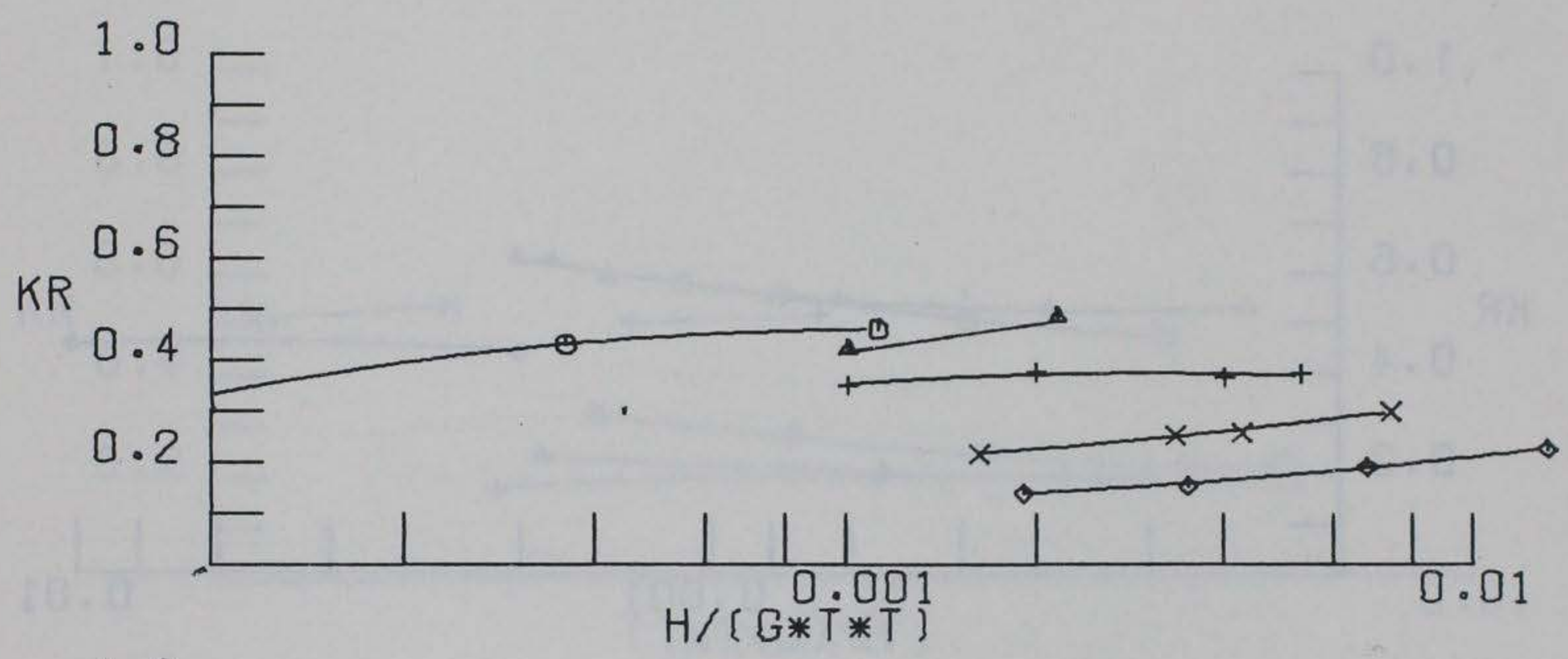
WAVE TRANSMISSION AND REFLECTION COEFFICIENTS

BREAKWATER 6 DS/HS= 1.25



STANDARD JOBTYPE  
 8500.0  
 2300.0  
 1510.0  
 1010.0  
 3850.0

SYMBOL	D/GT <sup>2</sup>
○	0.0065
▲	0.0114
+	0.0161
x	0.0392
◇	0.0555

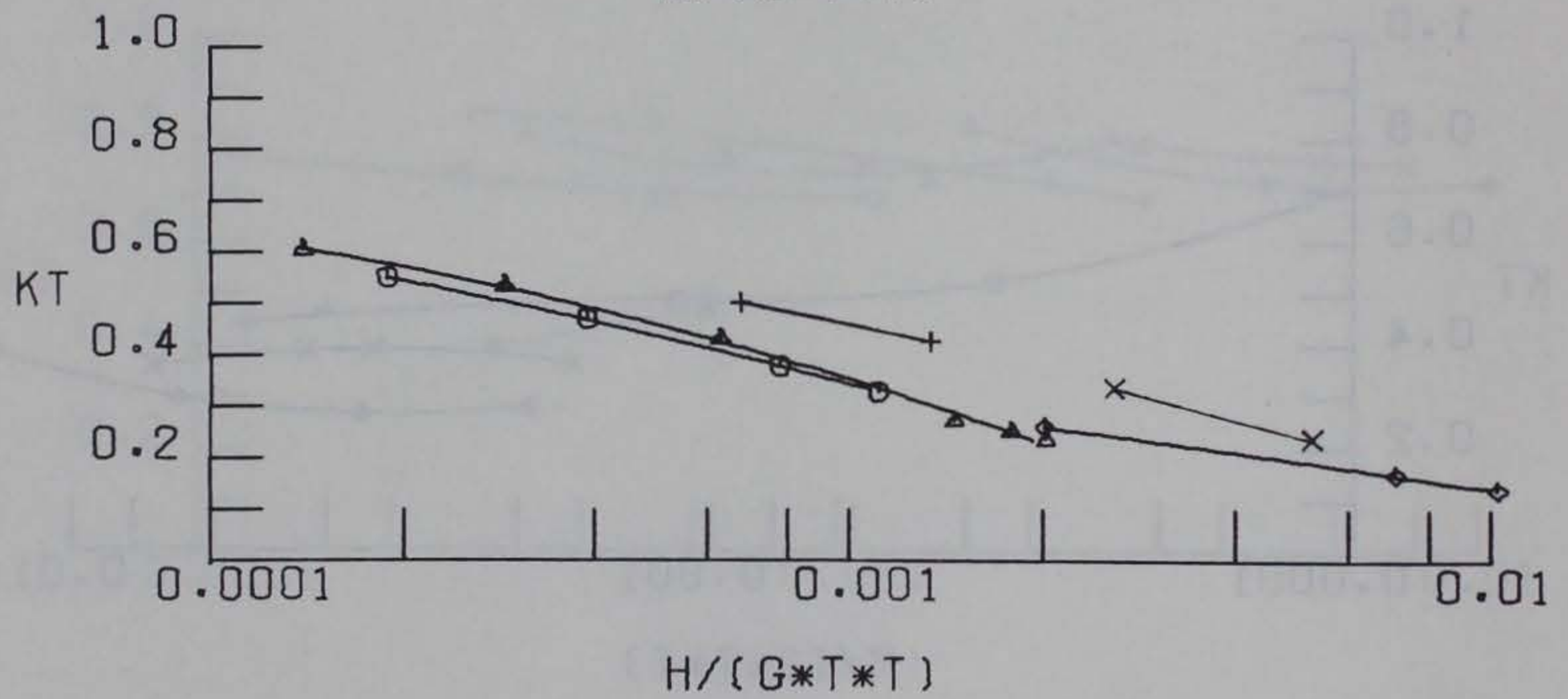



WAVE TRANSMISSION AND REFLECTION COEFFICIENTS  
 BREAKWATER 6 DS/HS= 1.00



SYMBOL D/GT2

⊙	0.0056
▲	0.0065
+	0.0171
×	0.0161
◇	0.0555



WAVE TRANSMISSION AND REFLECTION COEFFICIENTS

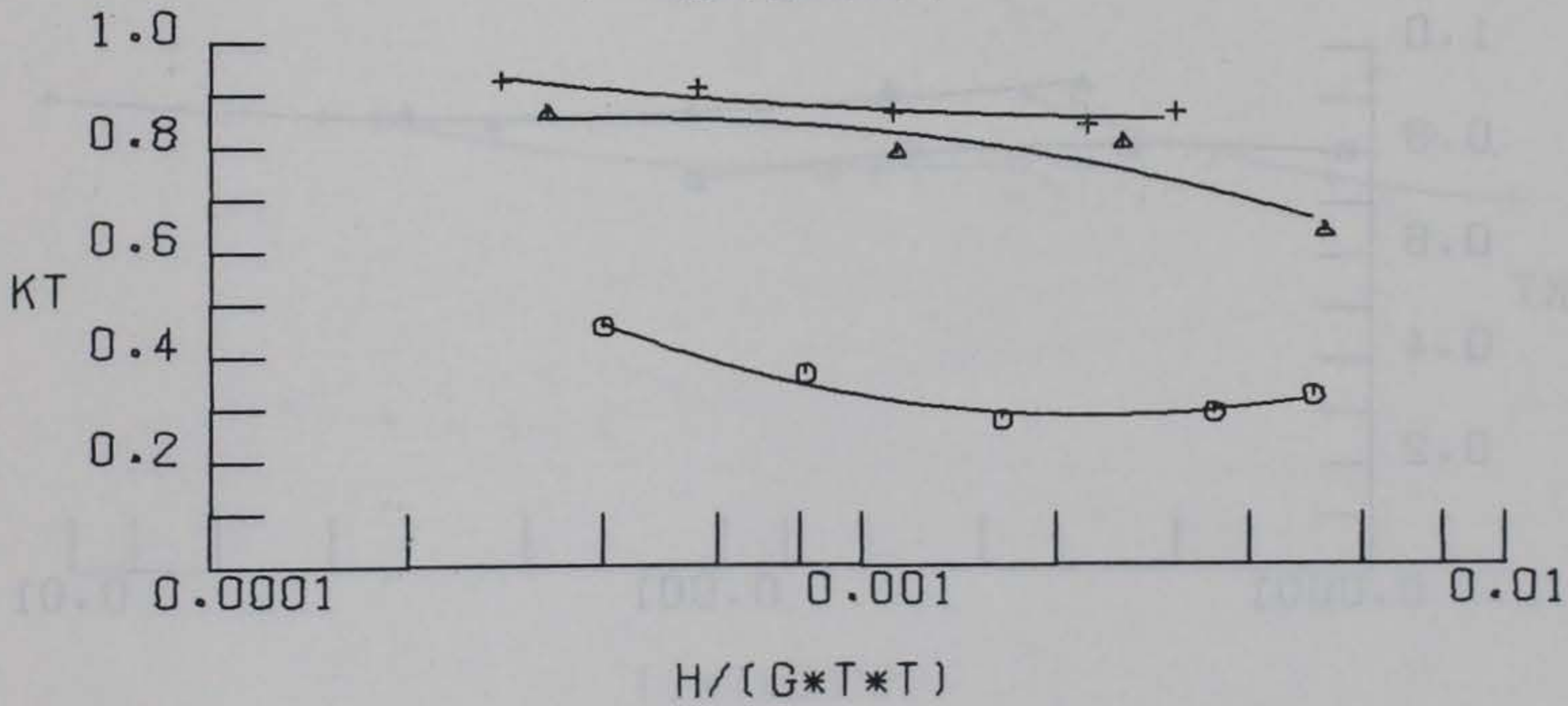
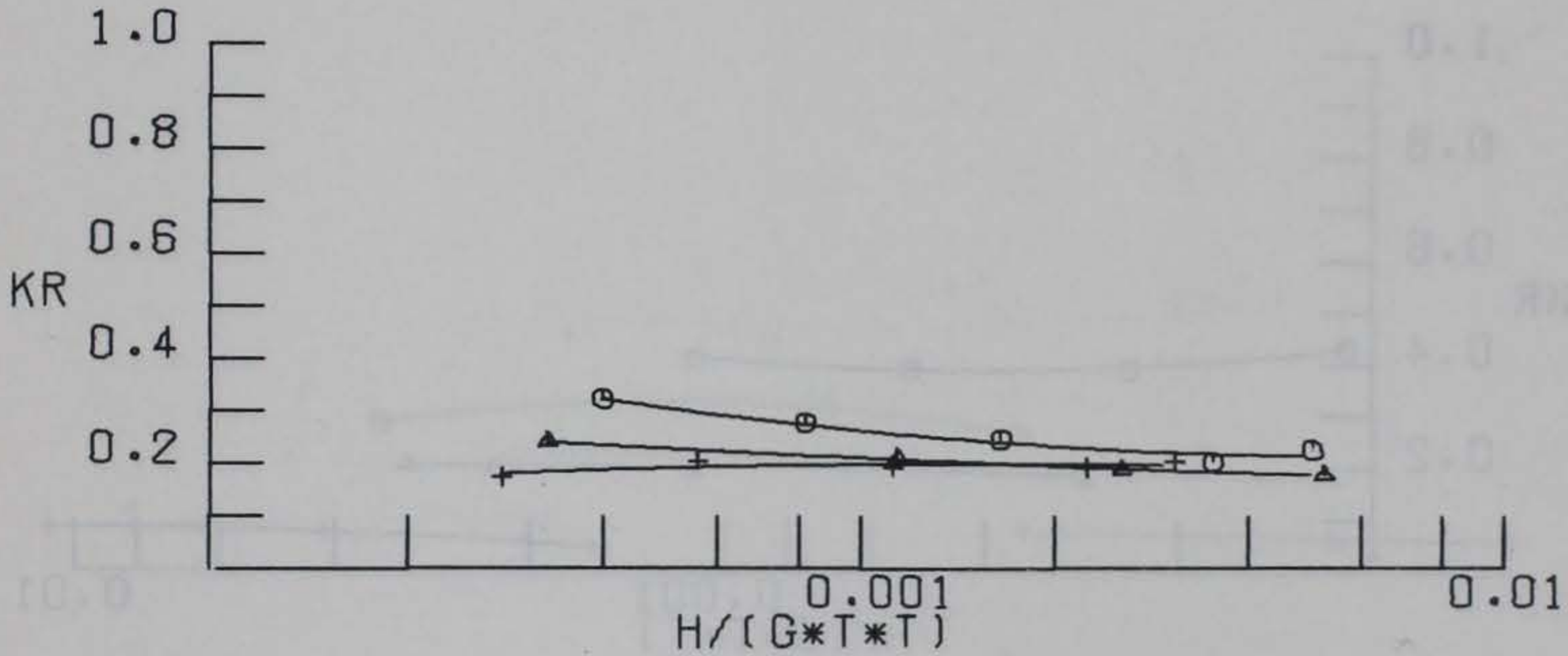
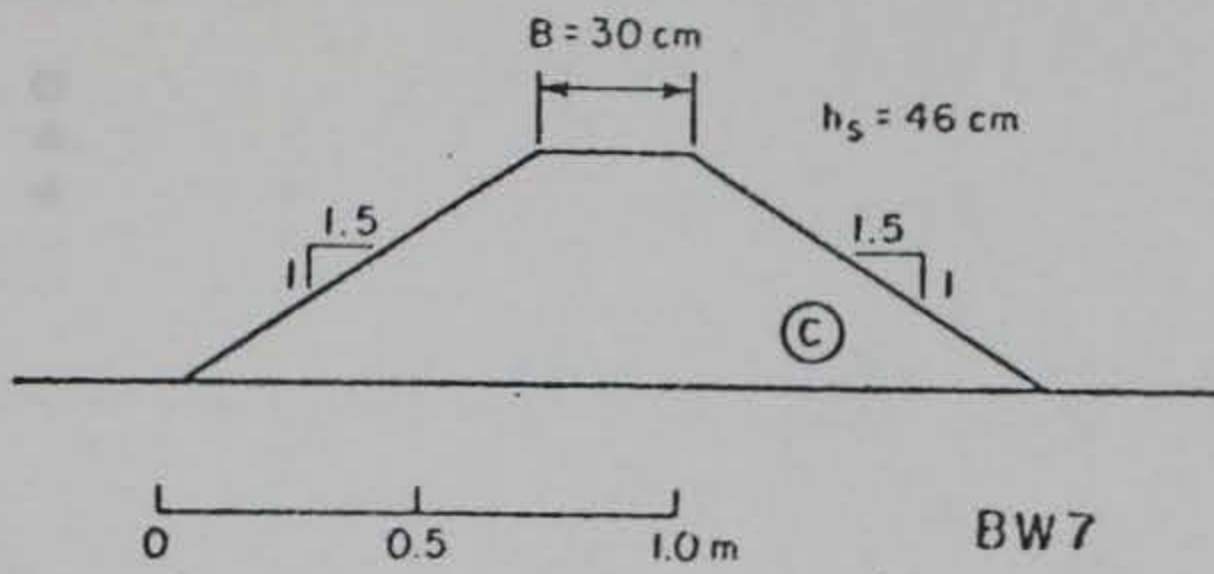
BREAKWATER 6 DS/HS= 0.75



STG 10 JOBHYE  
 2000-0  
 1810-0  
 0000-0

SYMBOL DS/HS

○ 0.98  
 ▲ 1.30  
 + 1.63



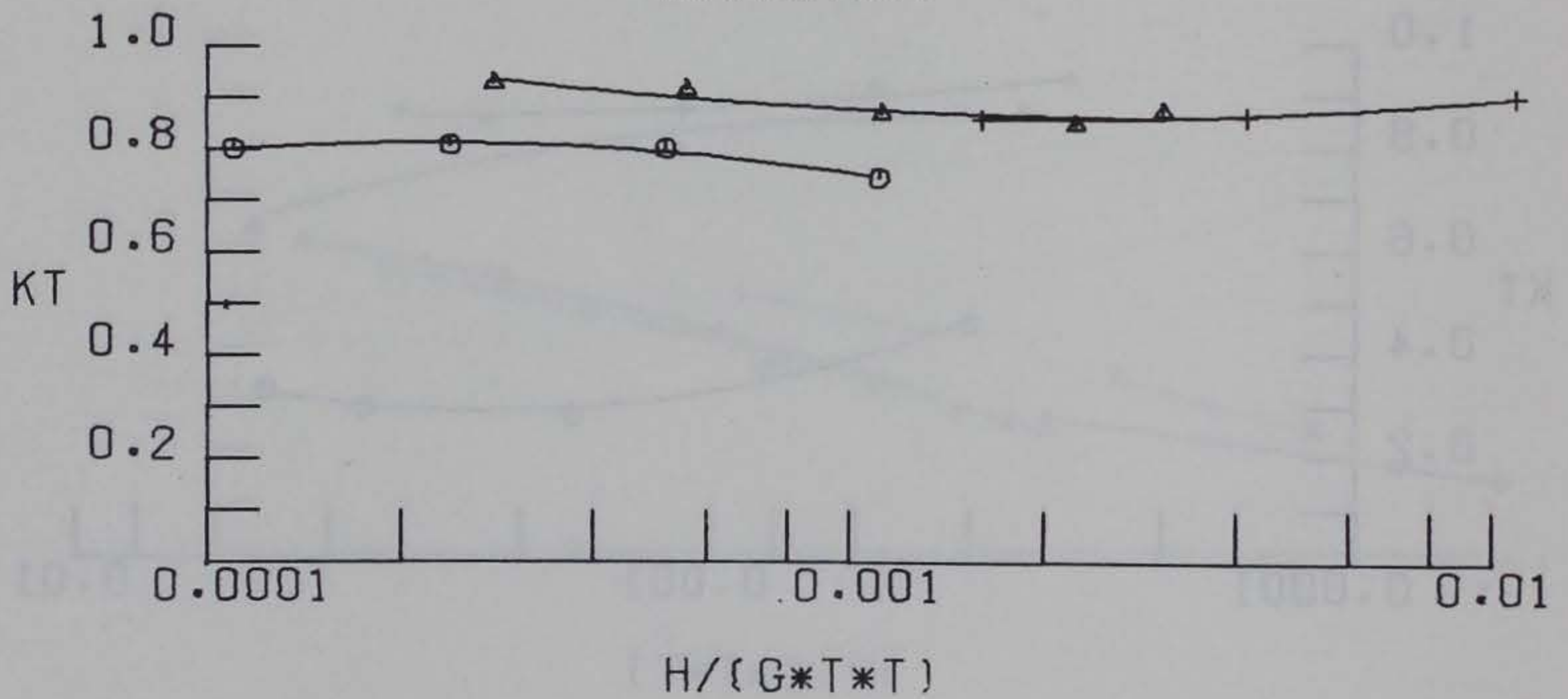
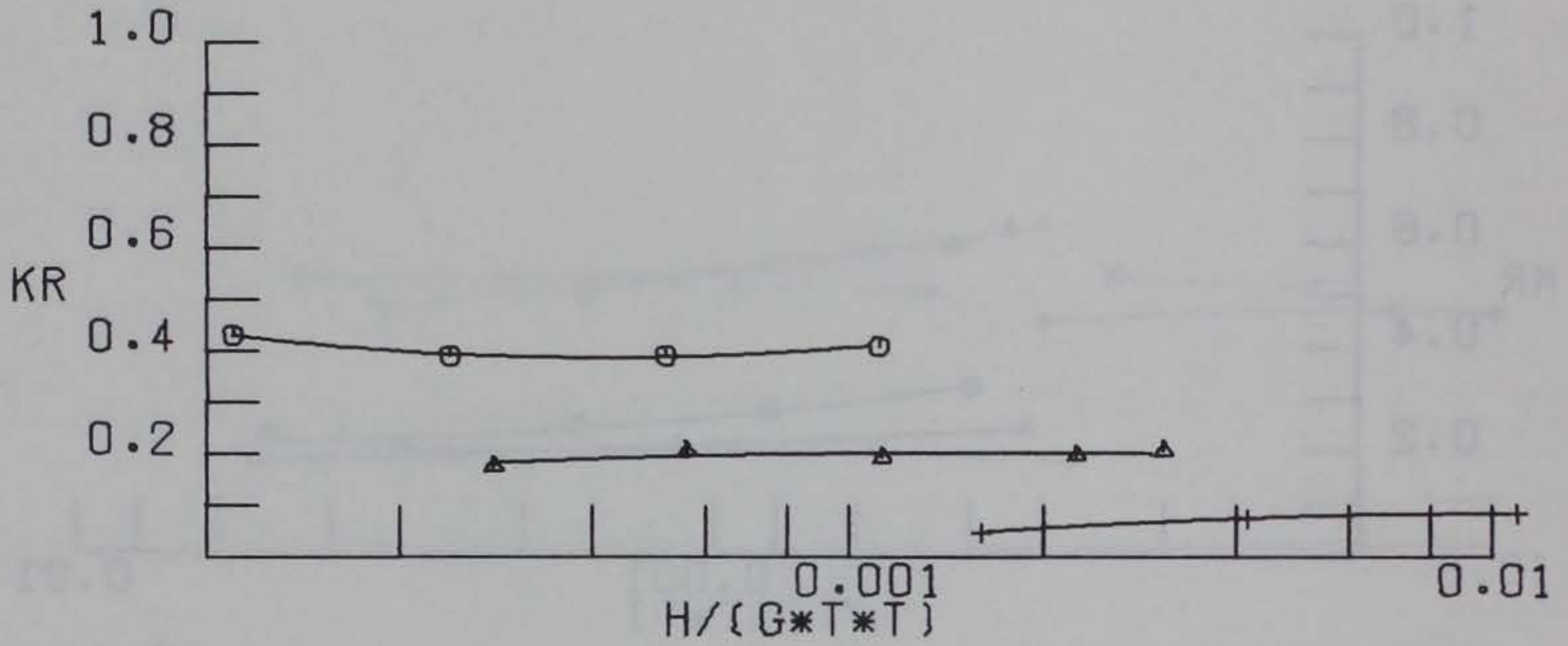
WAVE TRANSMISSION AND REFLECTION COEFFICIENTS

BREAKWATER 7 80  $D/(GT^2) = 0.016$



SYMBOL D/GT<sup>2</sup>

○ 0.0065  
 ▲ 0.0161  
 + 0.0550



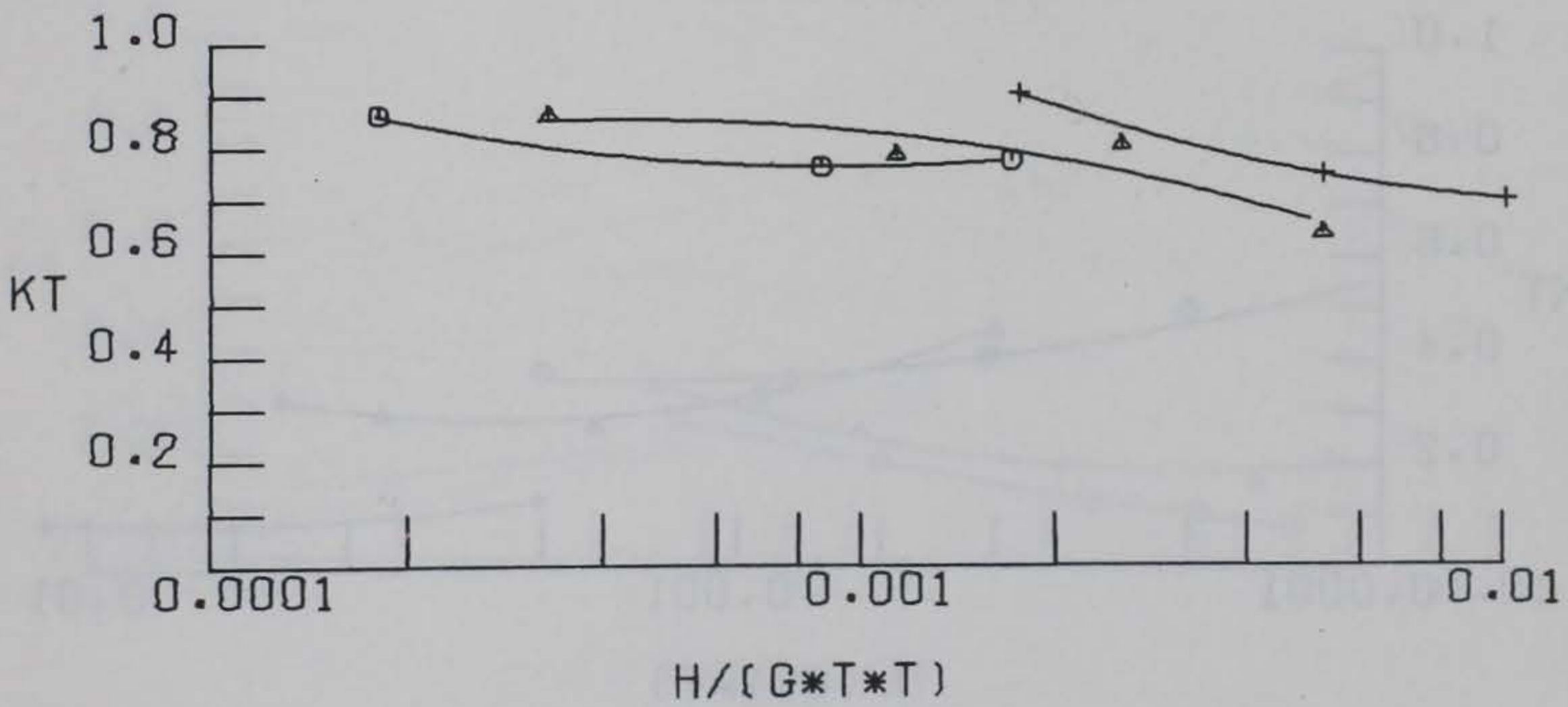
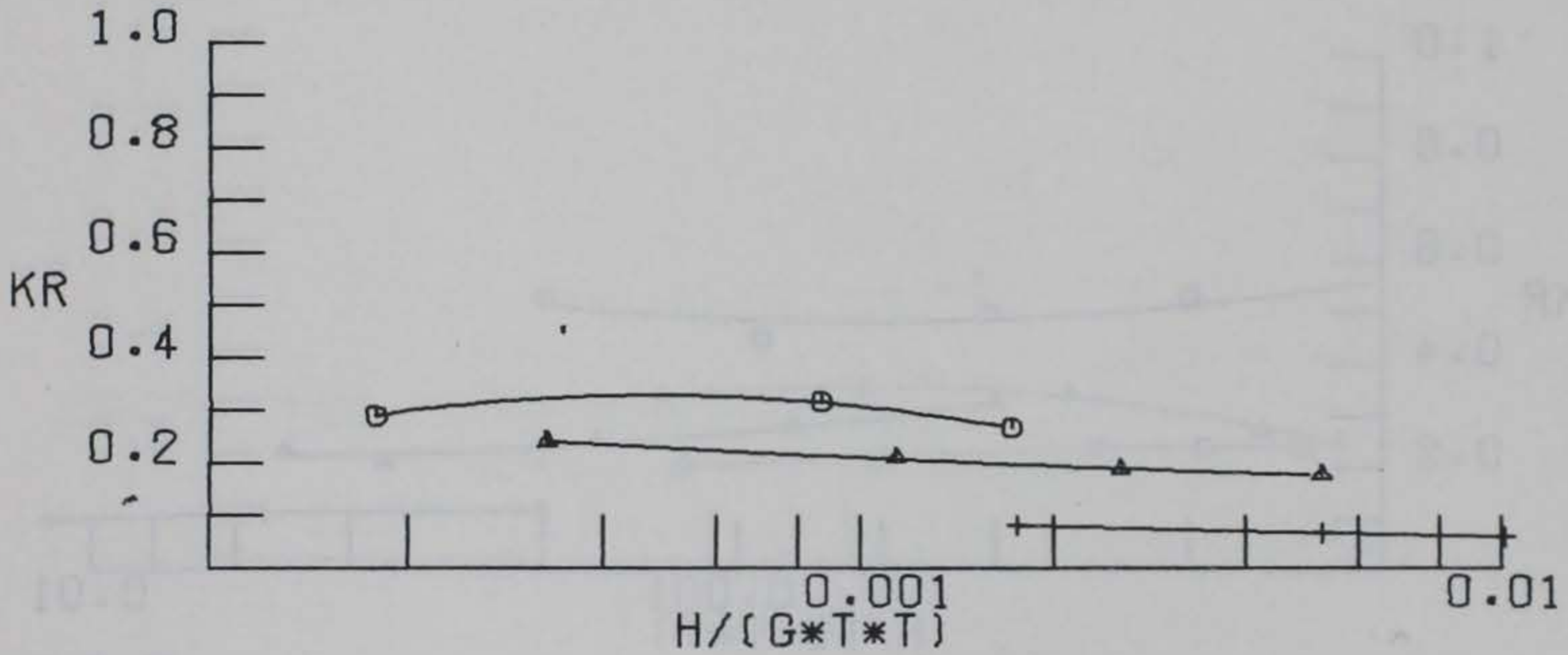
WAVE TRANSMISSION AND REFLECTION COEFFICIENTS

BREAKWATER 7 DS/HS = 1.63



SYMBOL D/GT2

⊙ 0.0065  
 ▲ 0.0161  
 + 0.0555



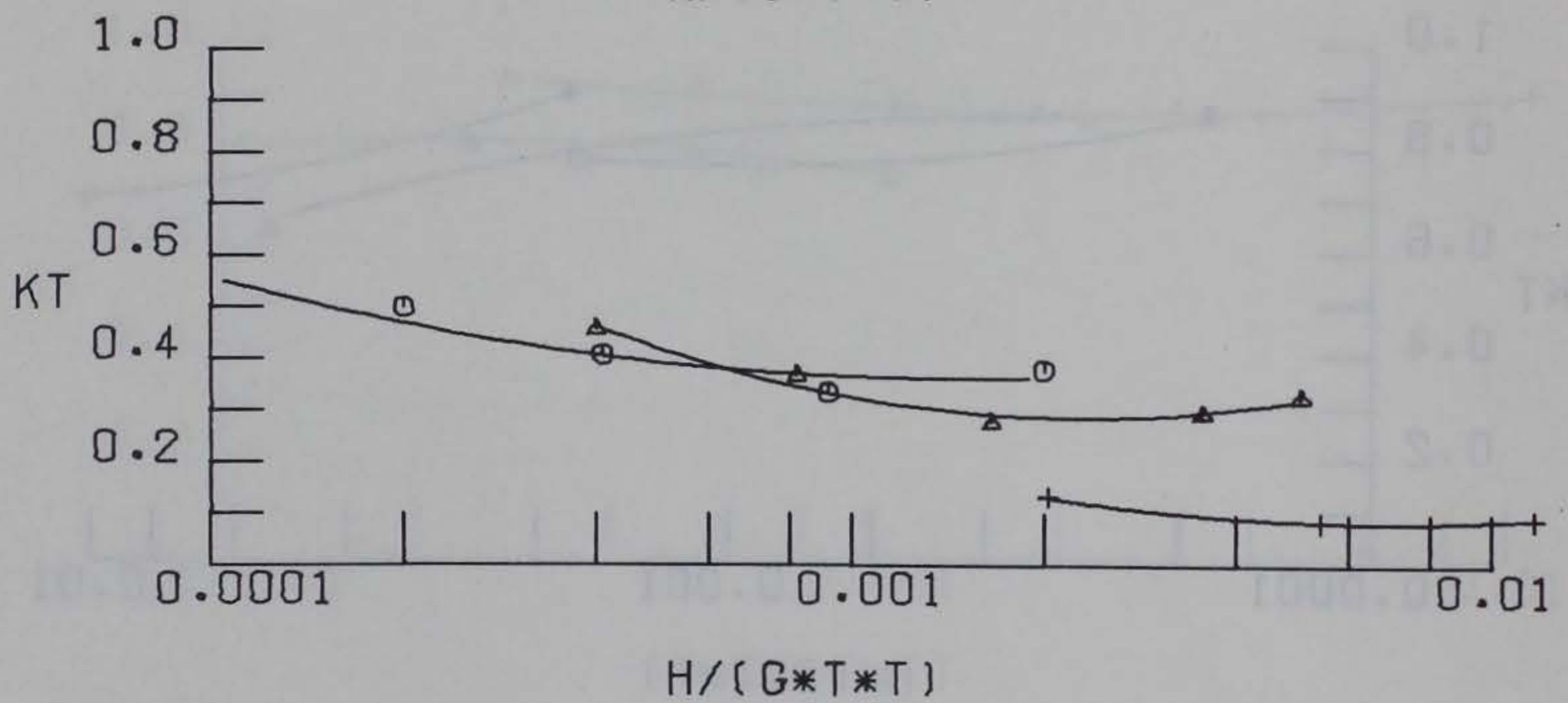
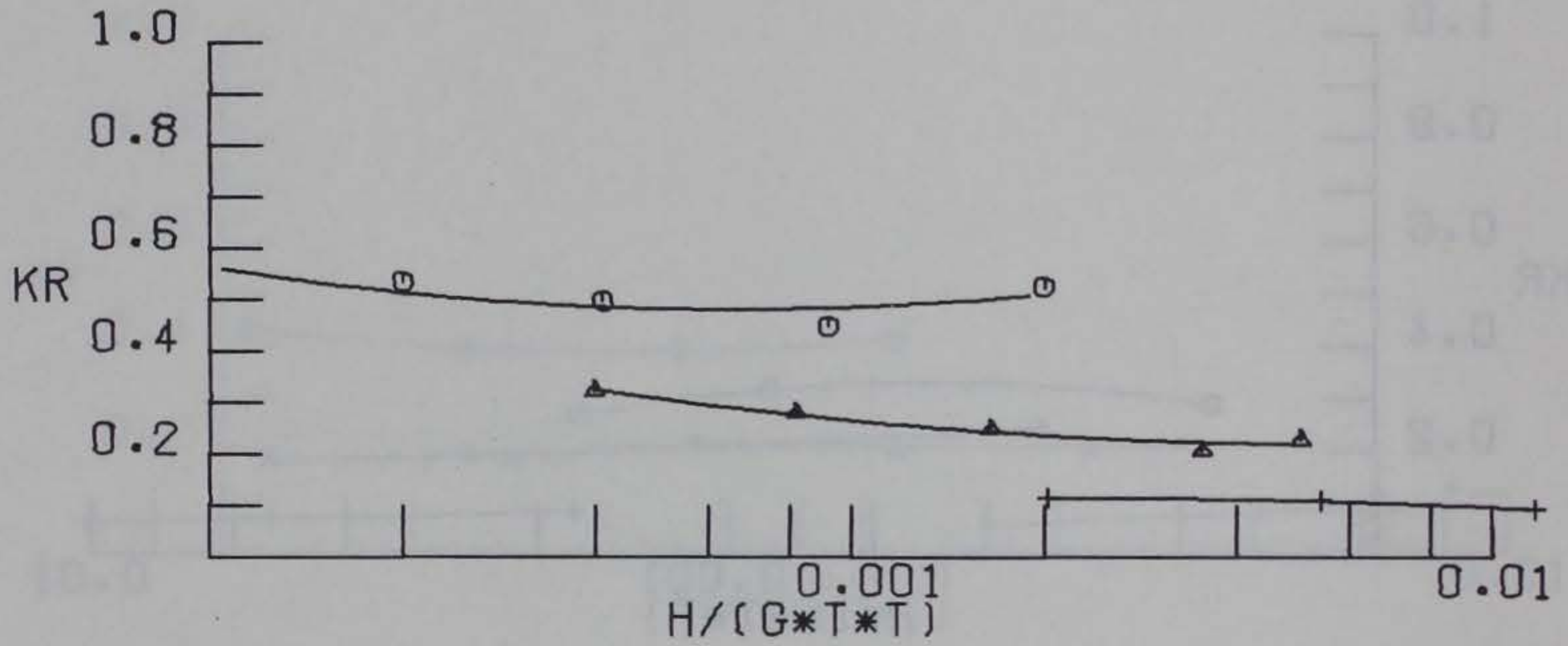
WAVE TRANSMISSION AND REFLECTION COEFFICIENTS

BREAKWATER 7 DS/HS= 1.30



SYMBOL D/GT2

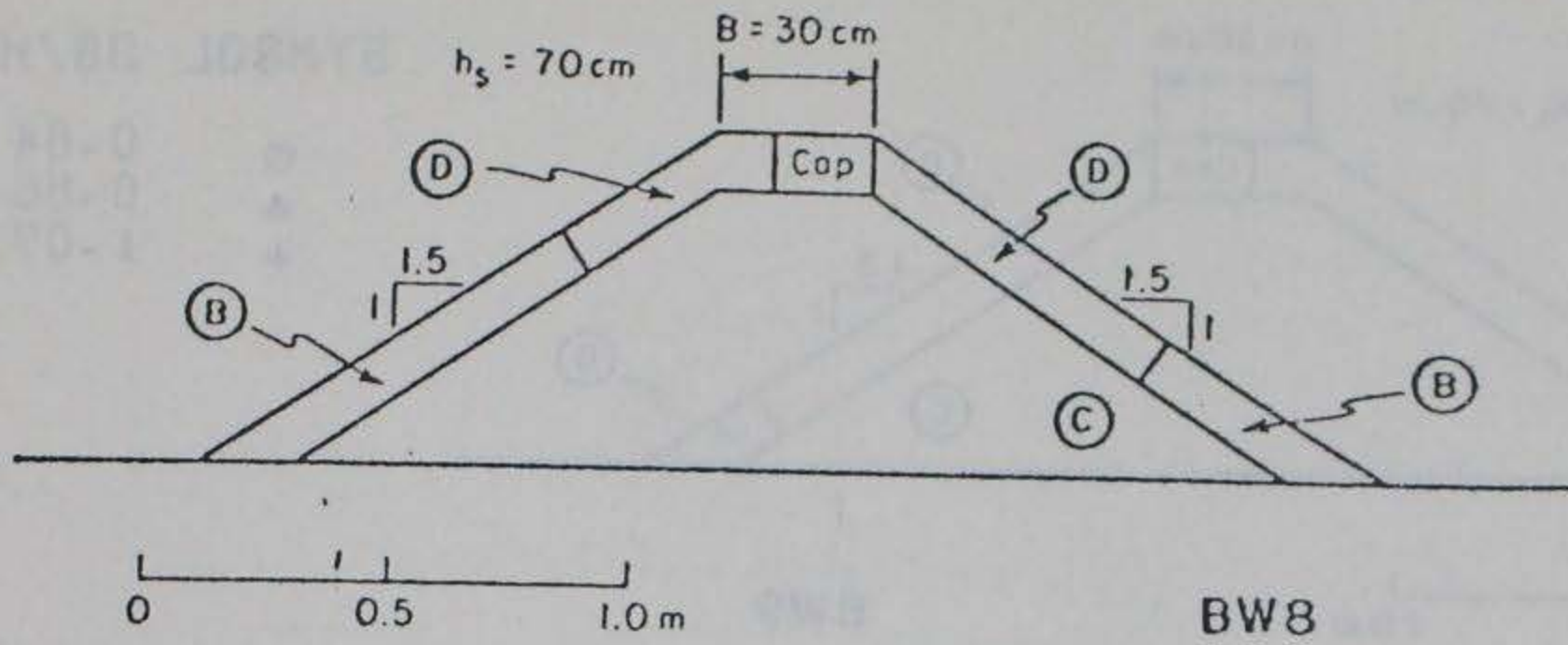
○ 0.0065  
 ▲ 0.0161  
 + 0.0555



WAVE TRANSMISSION AND REFLECTION COEFFICIENTS

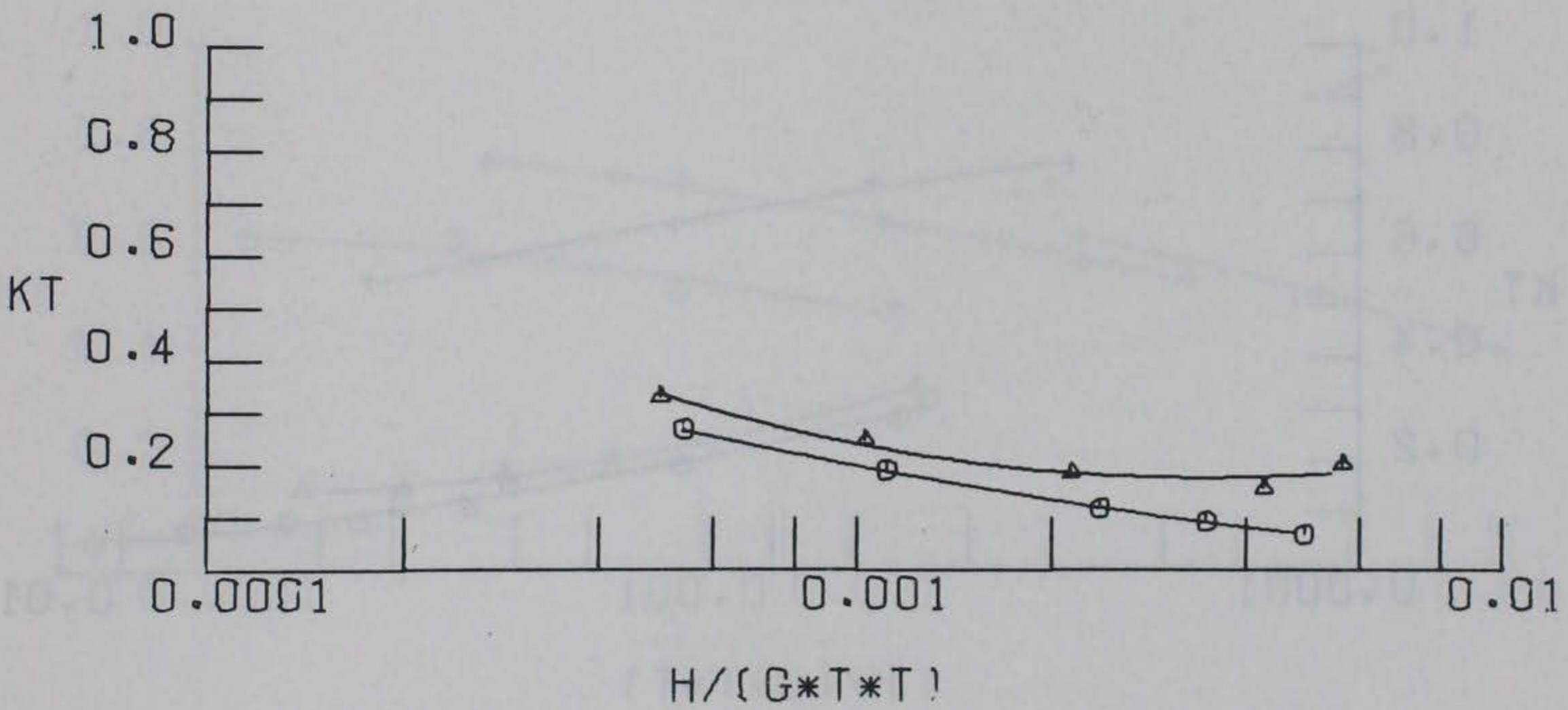
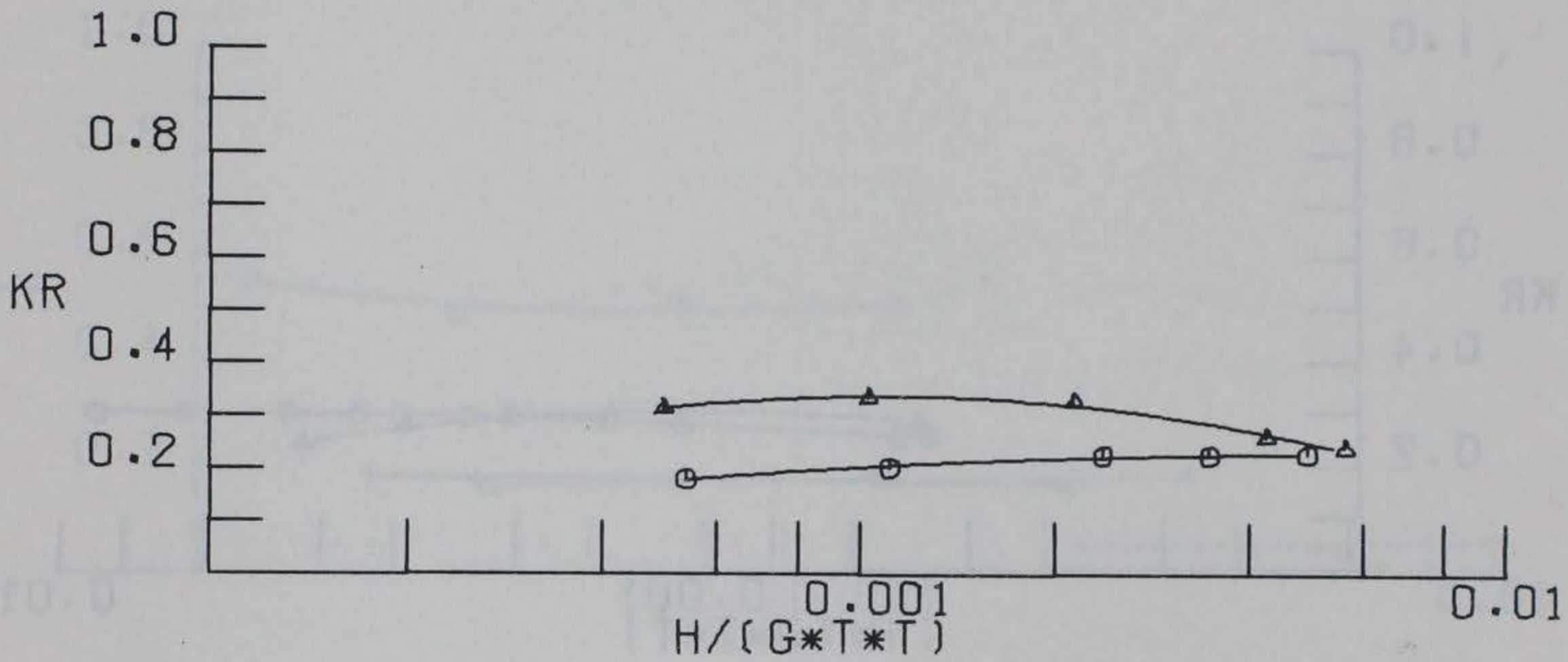
BREAKWATER 7 DS/HS= 0.98





SYMBOL DS/HS

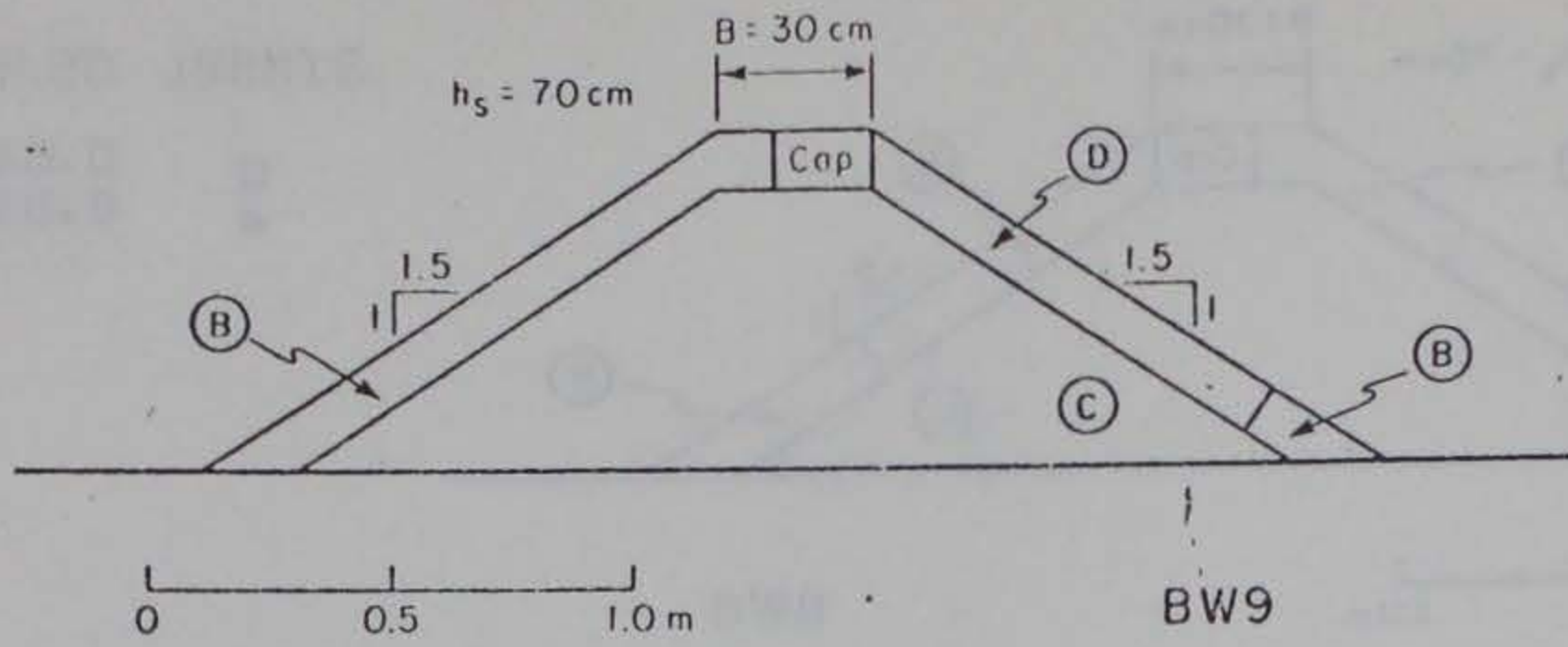
□ 0.64  
 ▲ 0.86



WAVE TRANSMISSION AND REFLECTION COEFFICIENTS

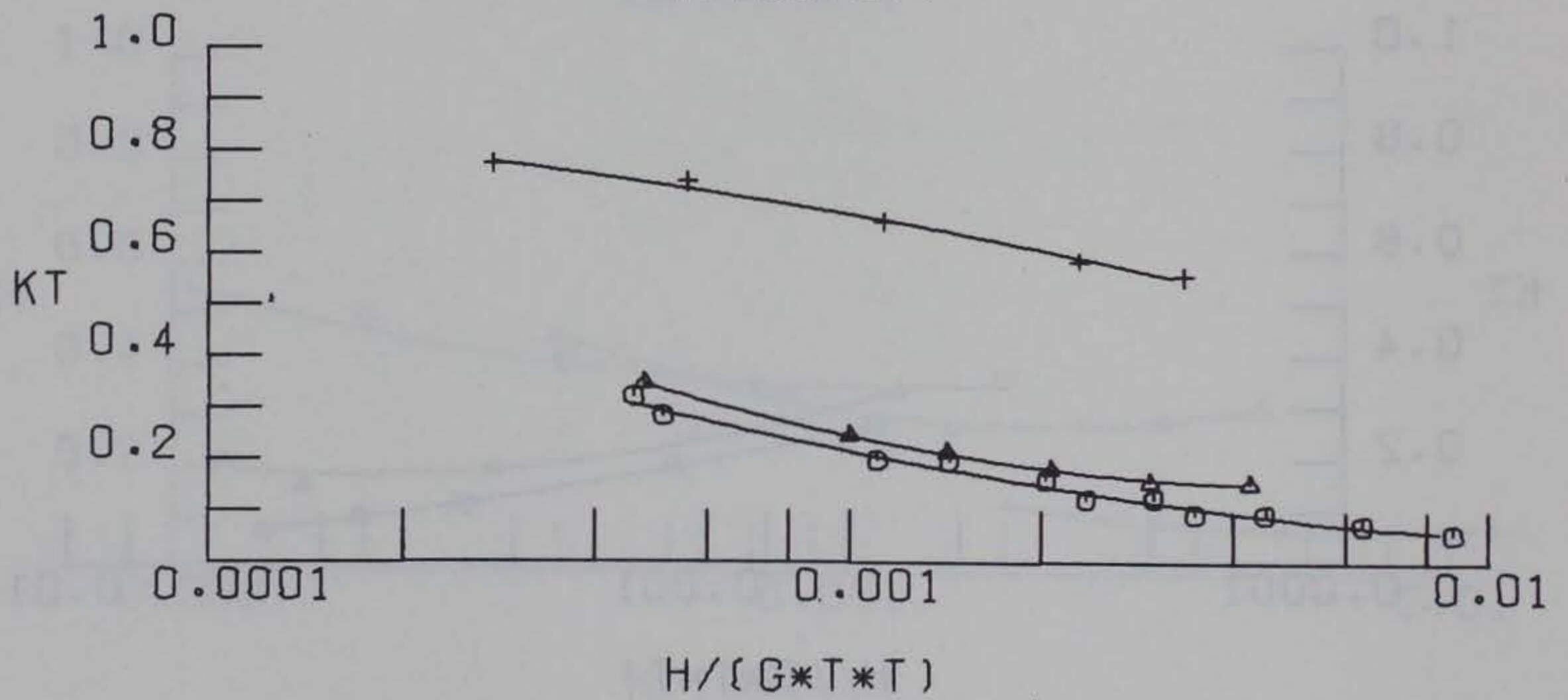
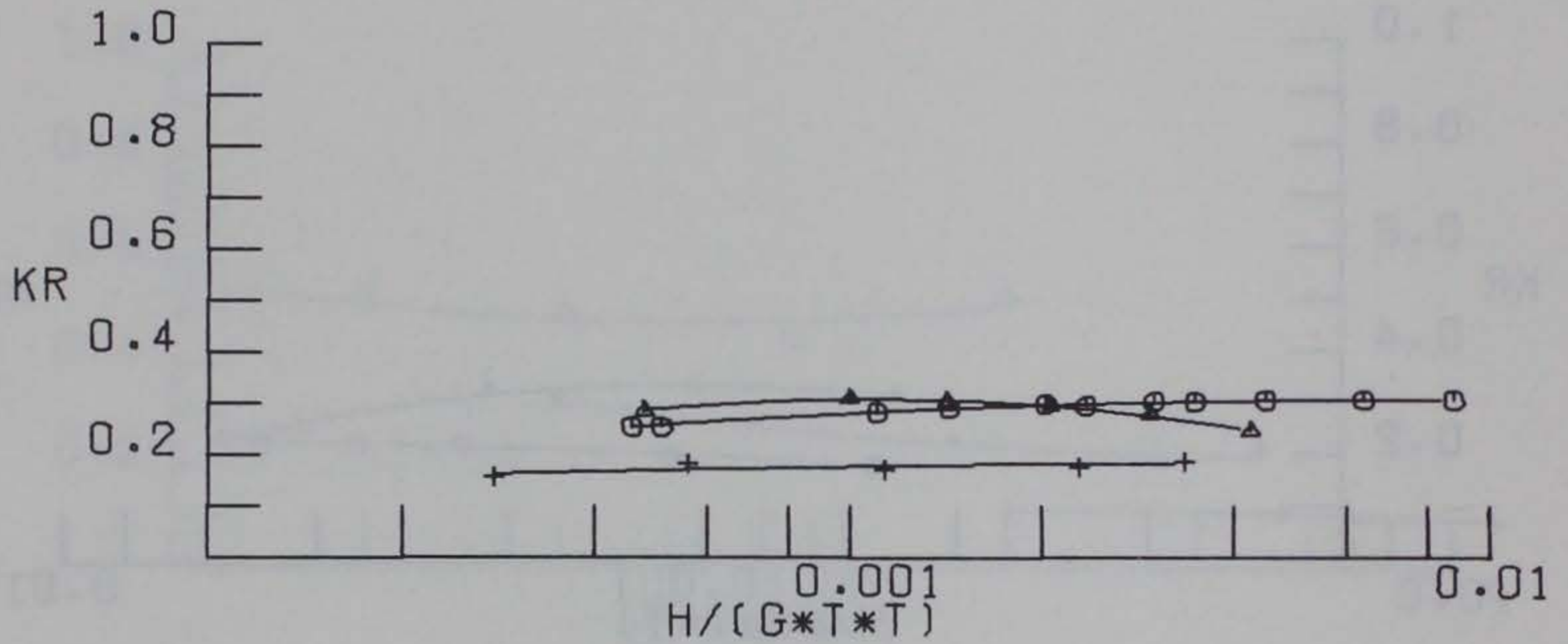
BREAKWATER 8 0 D/(GT<sup>2</sup>) = 0.016





SYMBOL DS/HS

○	0.64
△	0.86
+	1.07



WAVE TRANSMISSION AND REFLECTION COEFFICIENTS

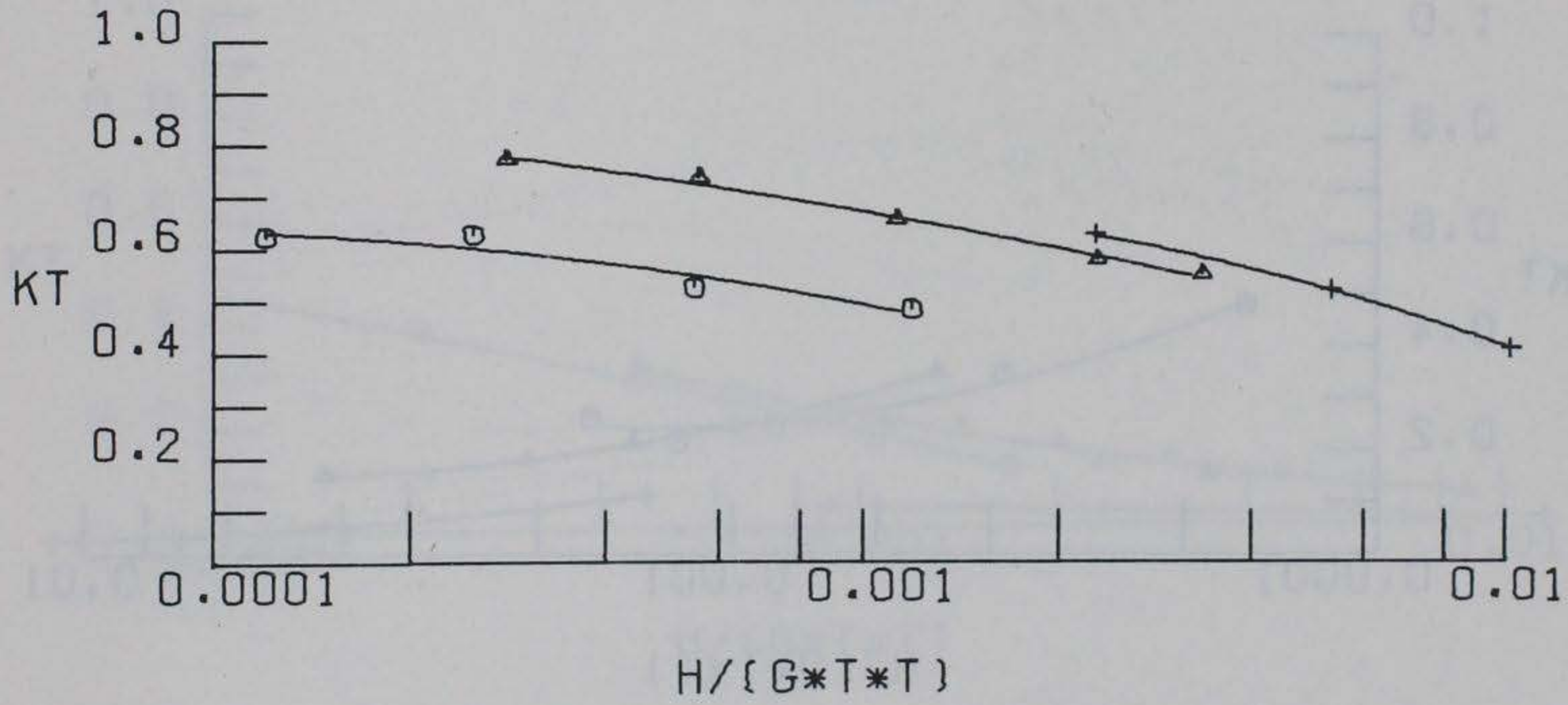
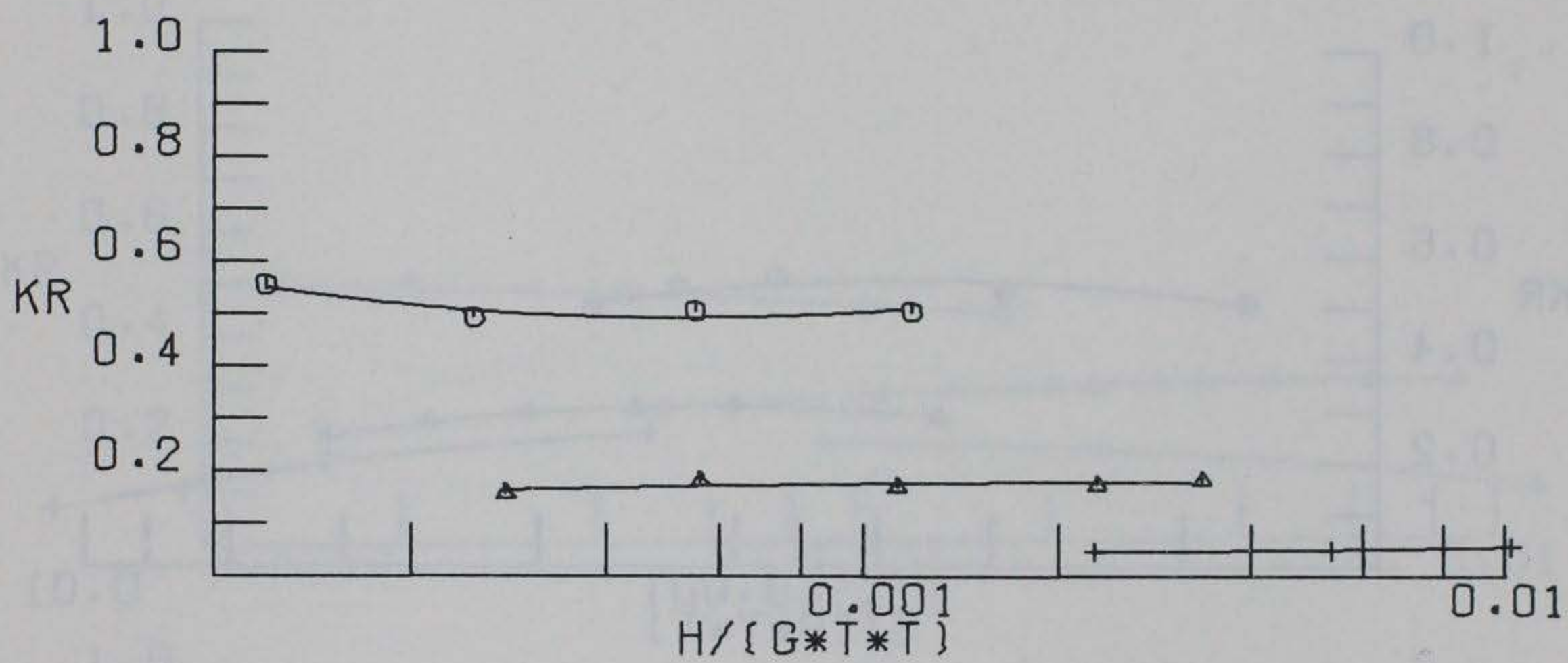
BREAKWATER 9

$D/(GT^2) = 0.016$



STAND 100000  
 0000.0  
 1000.0  
 0000.0

SYMBOL D/GT2  
 O 0.0065  
 Δ 0.0161  
 + 0.0550

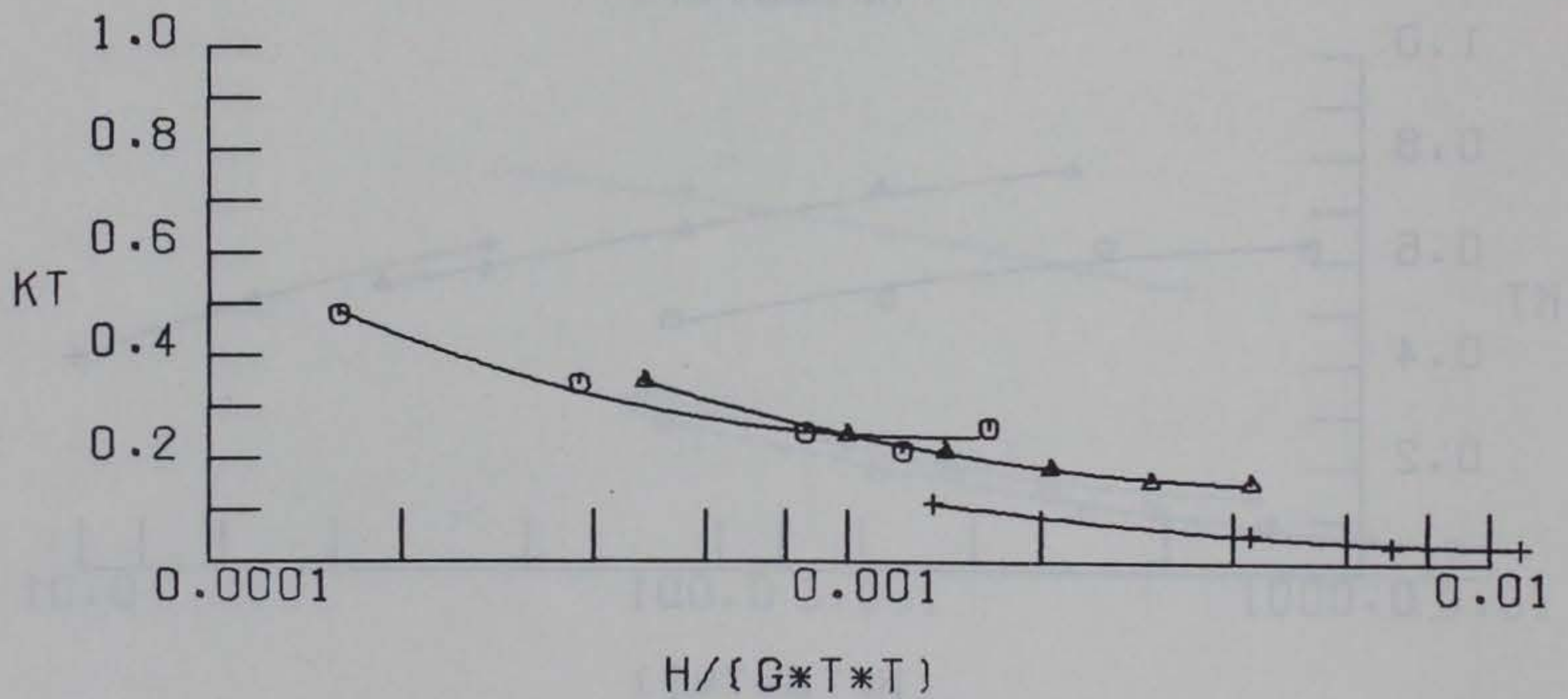
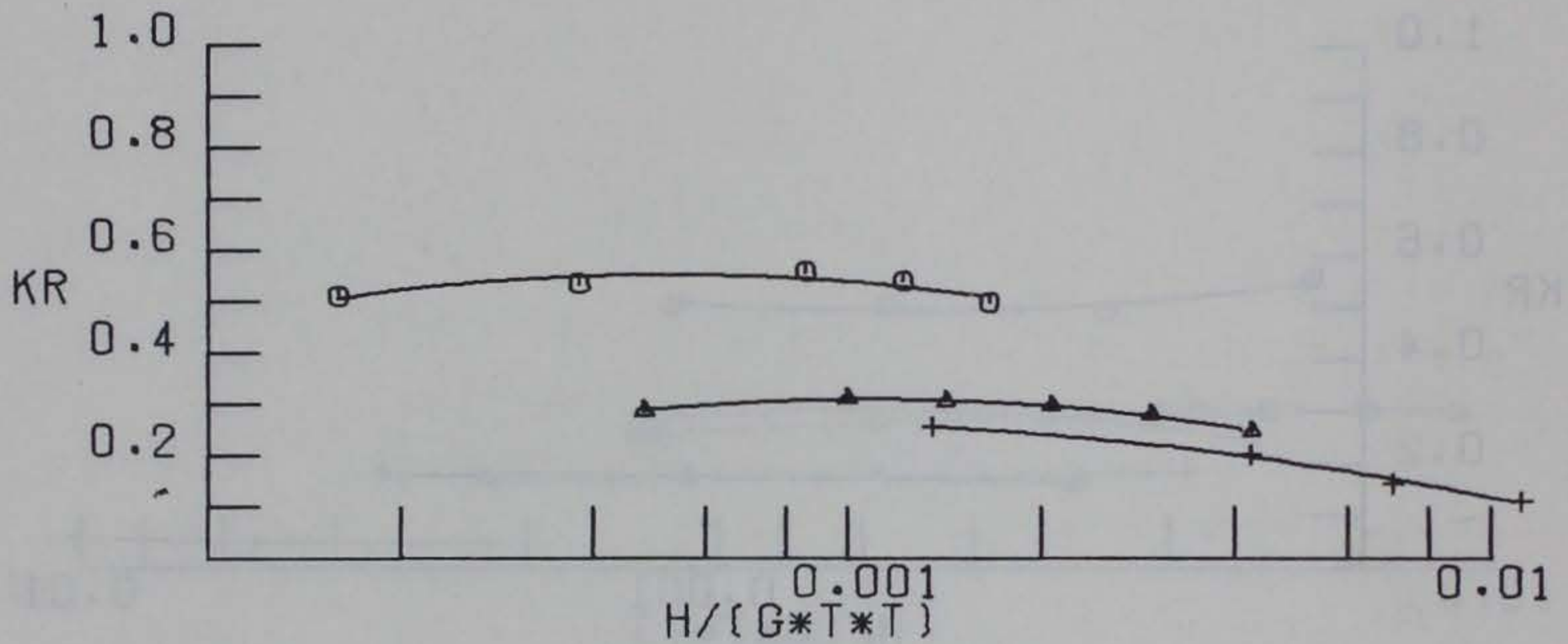


WAVE TRANSMISSION AND REFLECTION COEFFICIENTS  
 BREAKWATER 9 DS/HS= 1.07



SYMBOL D/GT<sup>2</sup>

○ 0.0065  
 ▲ 0.0161  
 + 0.0555



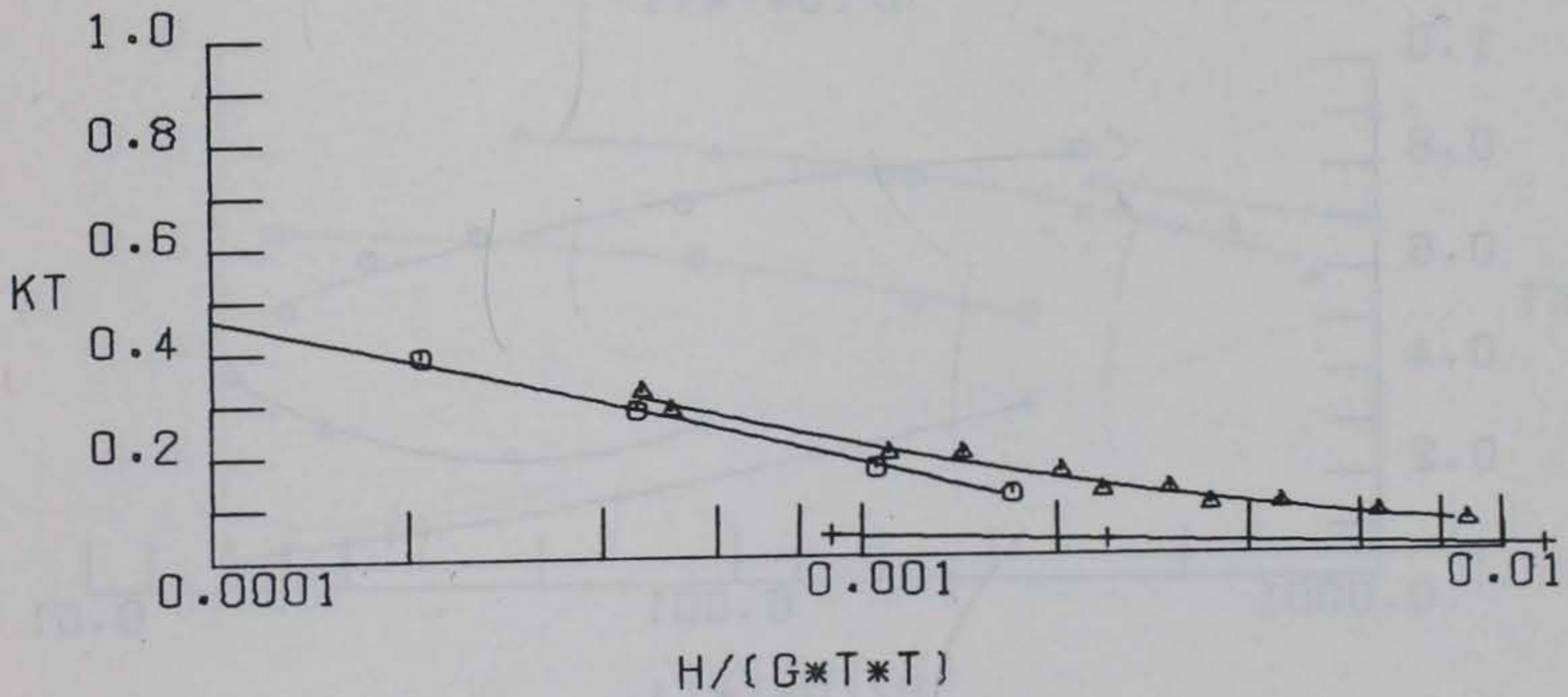
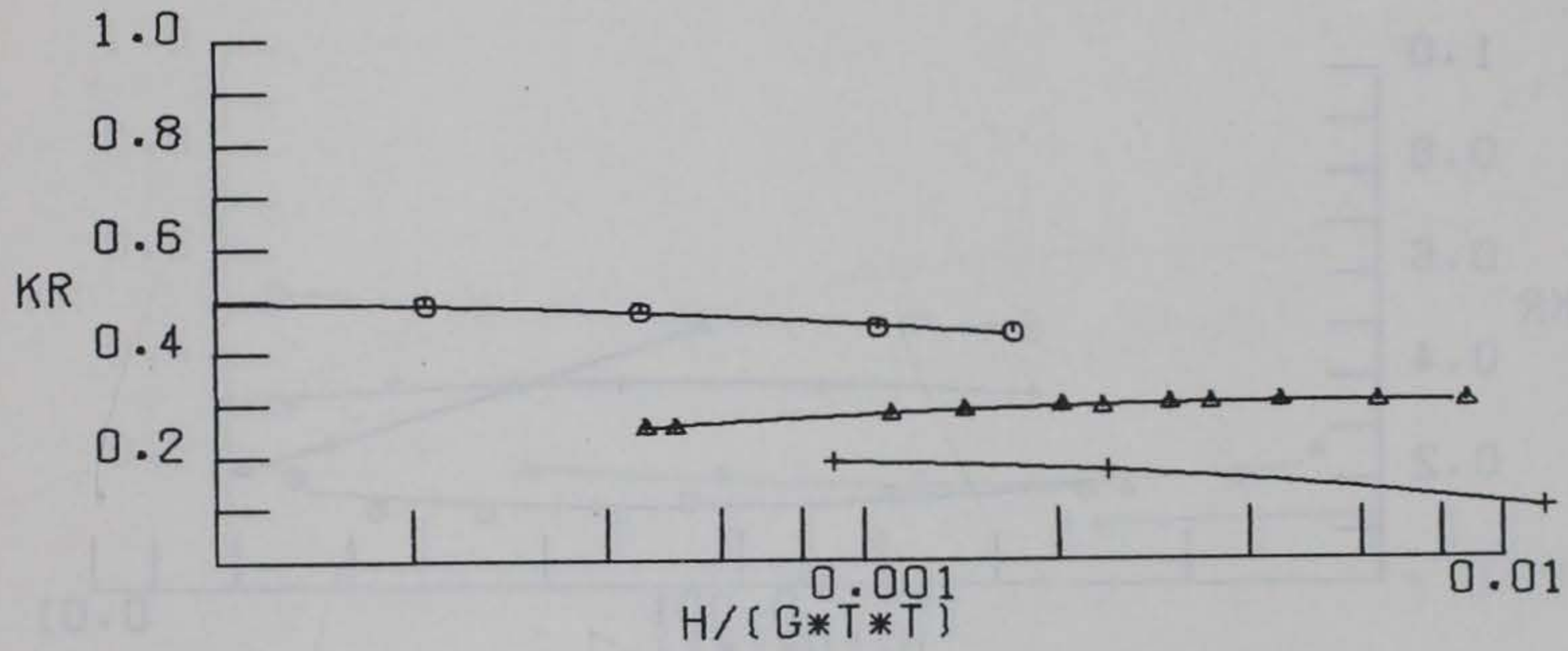
WAVE TRANSMISSION AND REFLECTION COEFFICIENTS

BREAKWATER 9 DS/HS= 0.86



SYMBOL D/GT<sup>2</sup>

○ 0.0065  
 ▲ 0.0162  
 + 0.0555

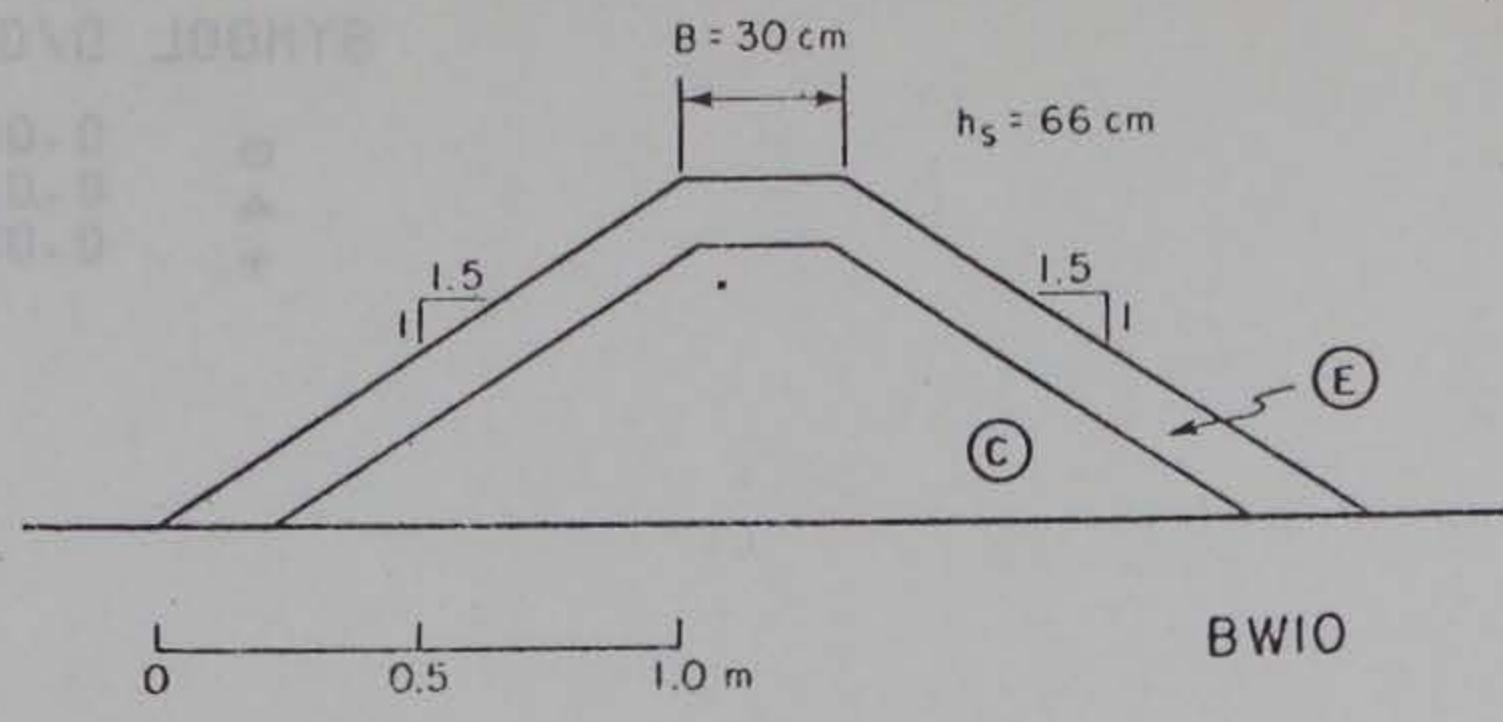


WAVE TRANSMISSION AND REFLECTION COEFFICIENTS

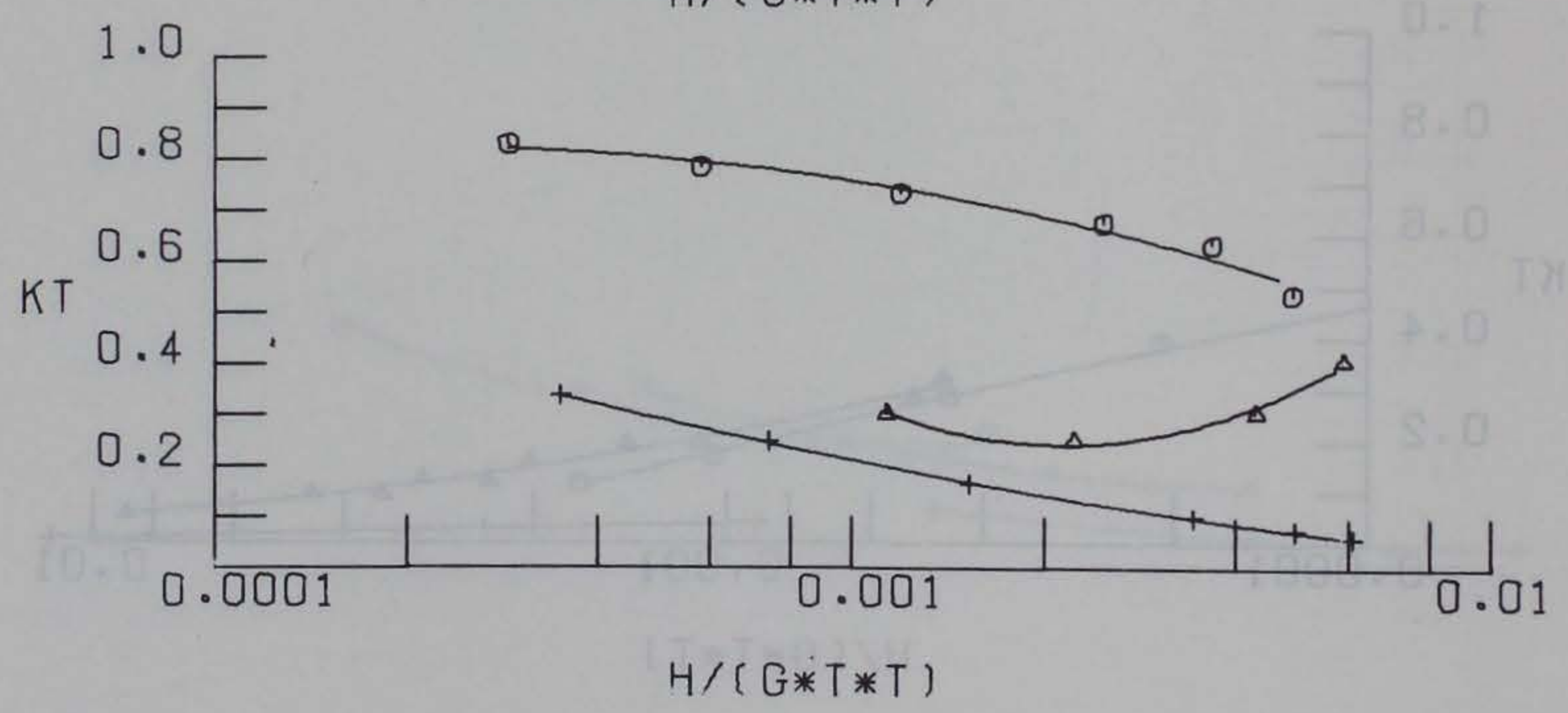
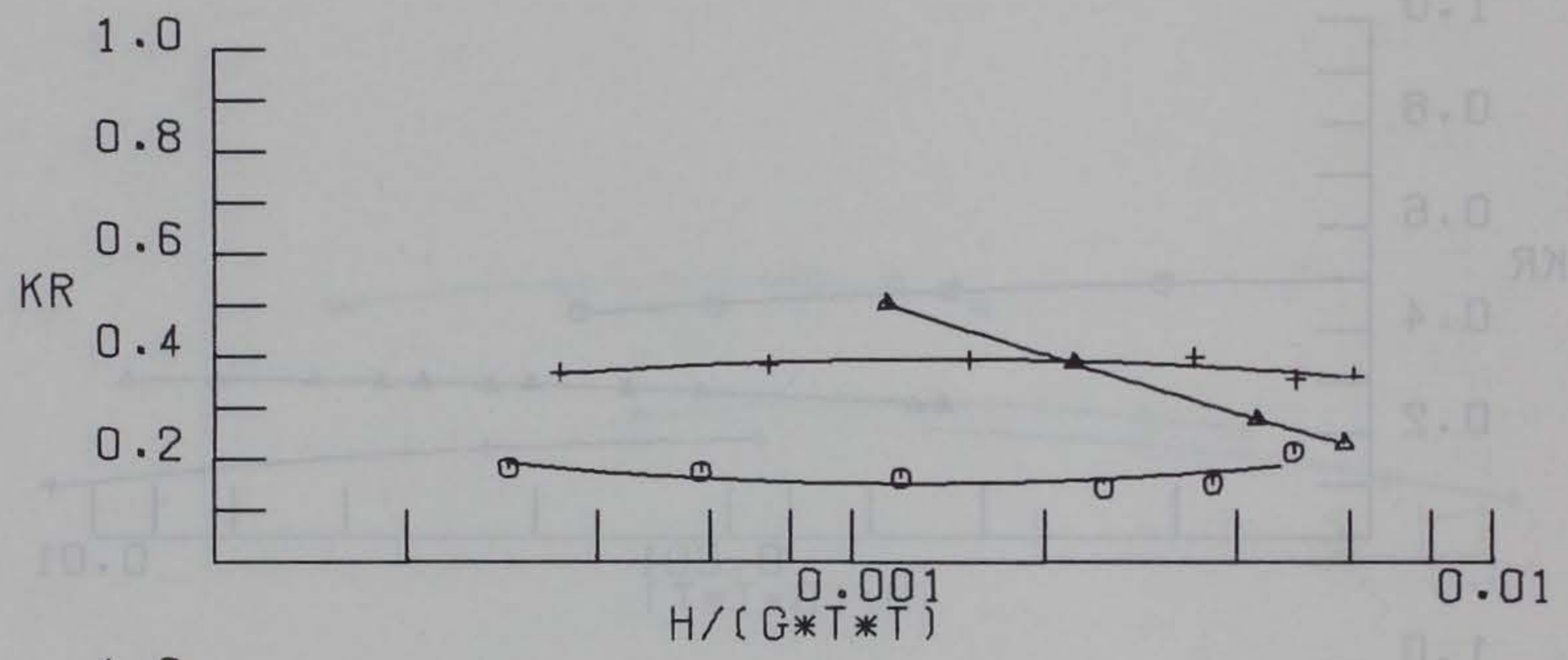
BREAKWATER 9 DS/HS = 0.64



STAND SYMBOL  
 8800-0  
 8810-0  
 8820-0



SYMBOL	DS/HS
○	1.14
△	0.91
+	0.6

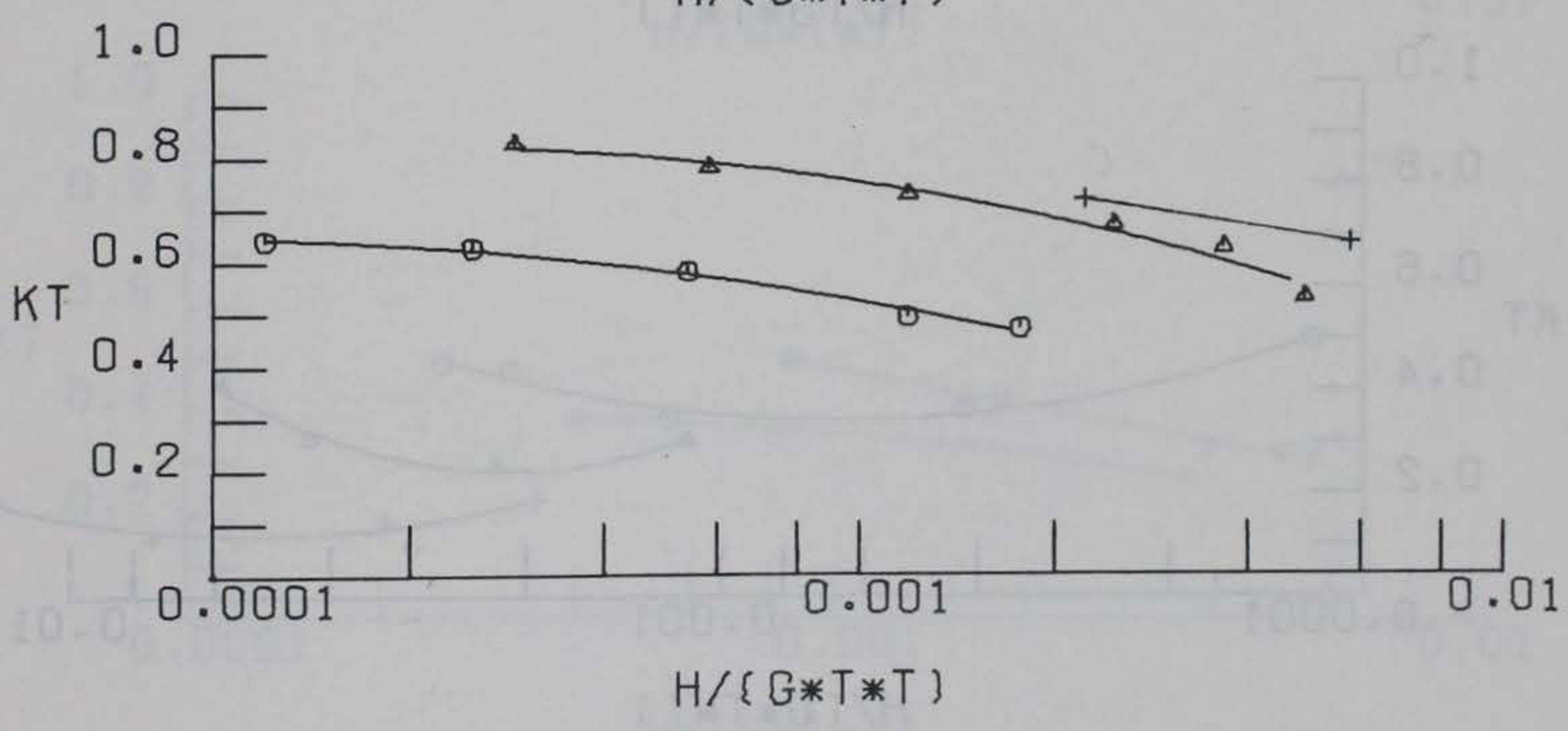
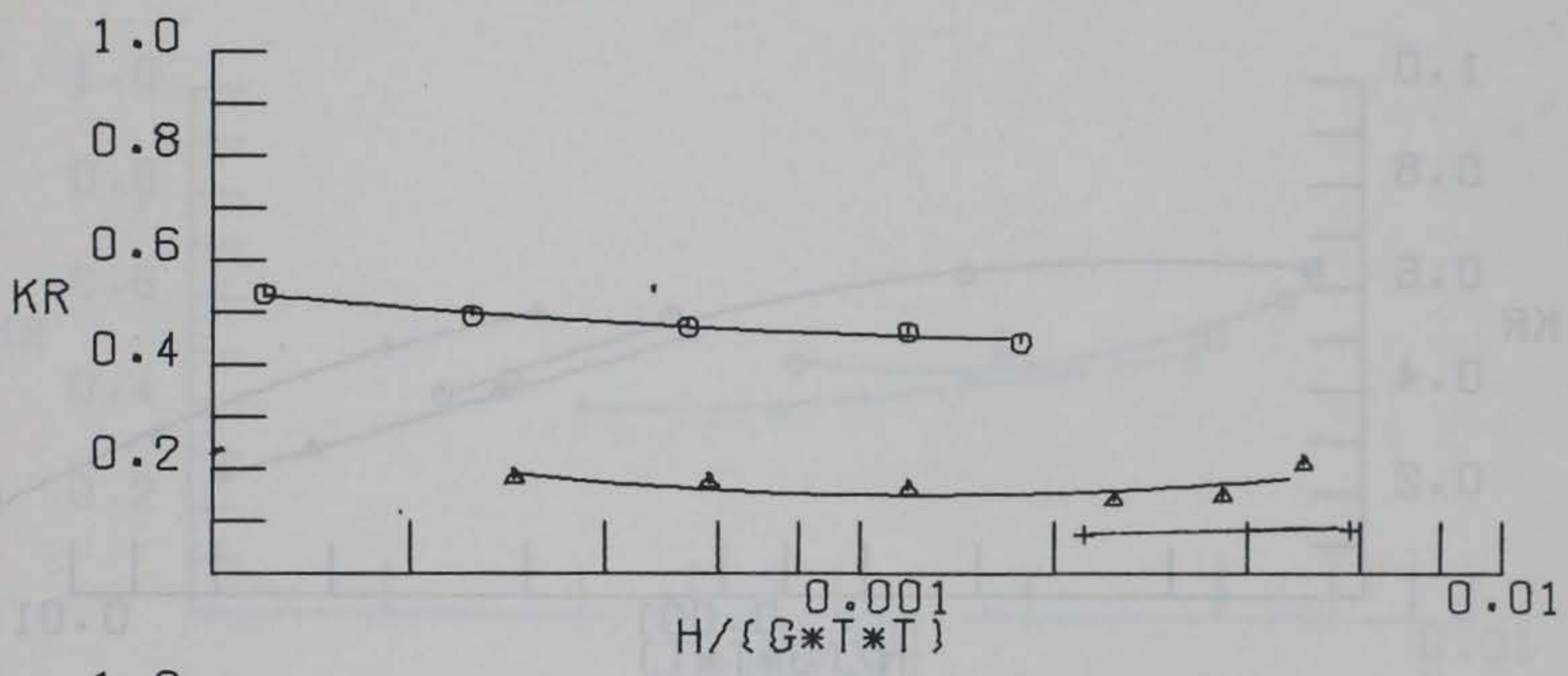


WAVE TRANSMISSION AND REFLECTION COEFFICIENTS  
 BREAKWATER 10  $D/(GT^2) = 0.016$



SYMBOL D/GT2

○ 0.0065  
 ▲ 0.0161  
 + 0.0550



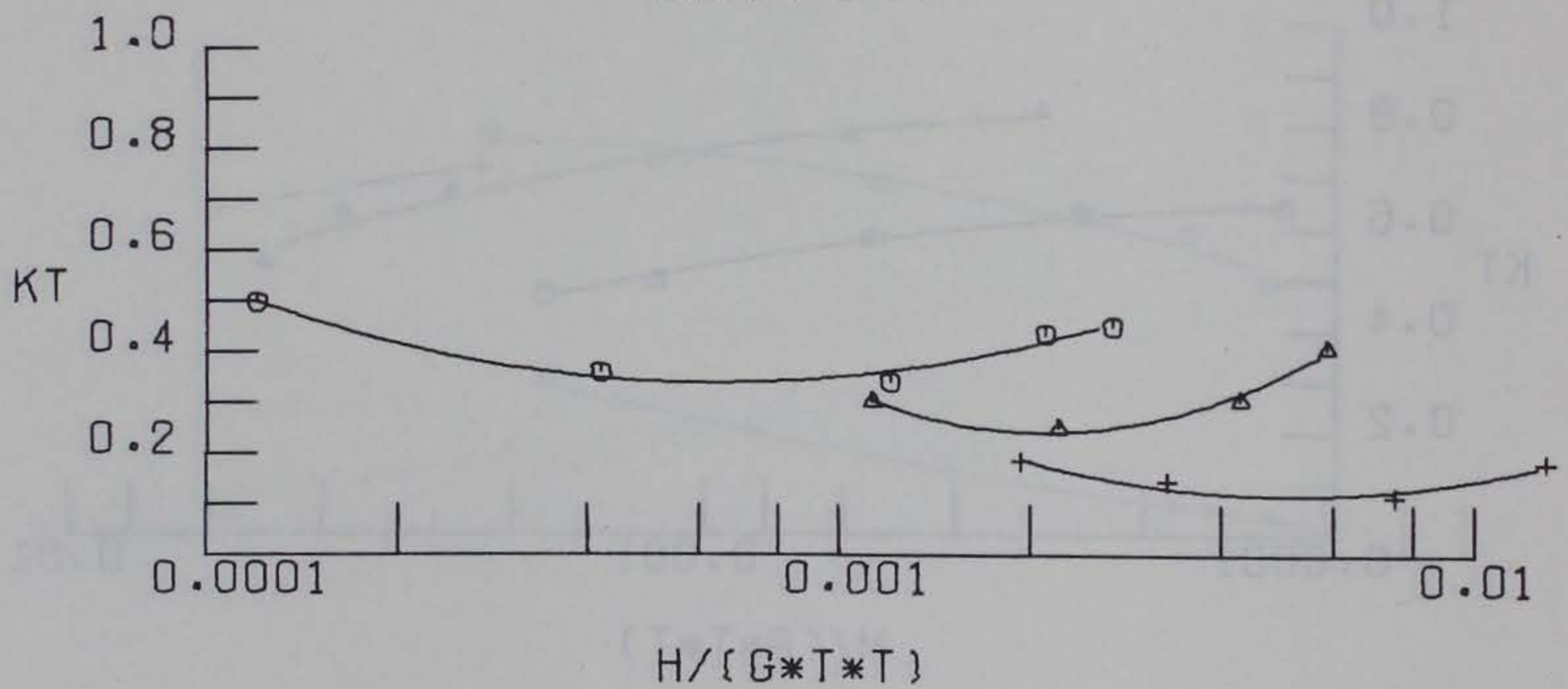
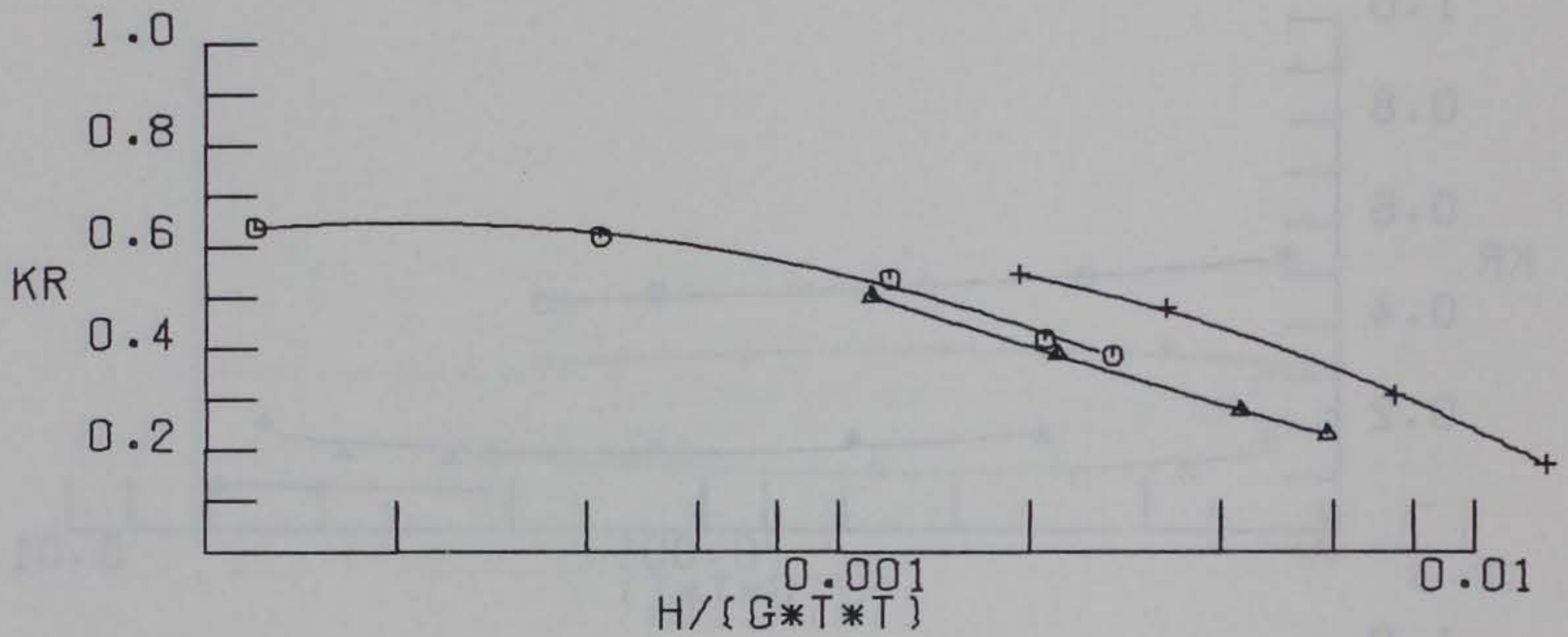
WAVE TRANSMISSION AND REFLECTION COEFFICIENTS

BREAKWATER 10 DS/HS= 1.14



SYMBOL D/GT<sup>2</sup>

○ 0.0065  
 △ 0.0161  
 + 0.0555

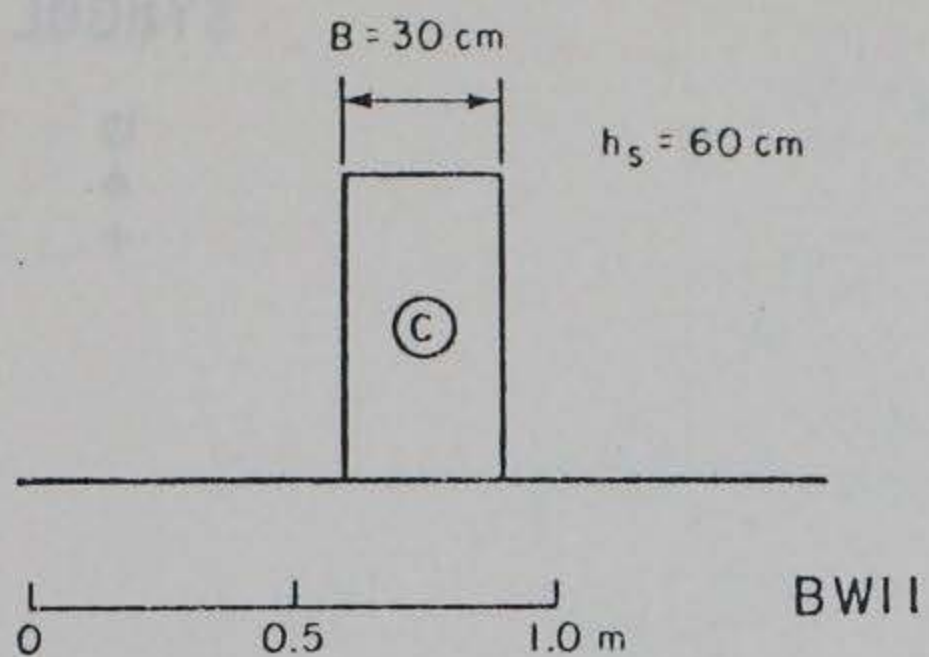


WAVE TRANSMISSION AND REFLECTION COEFFICIENTS

BREAKWATER 10

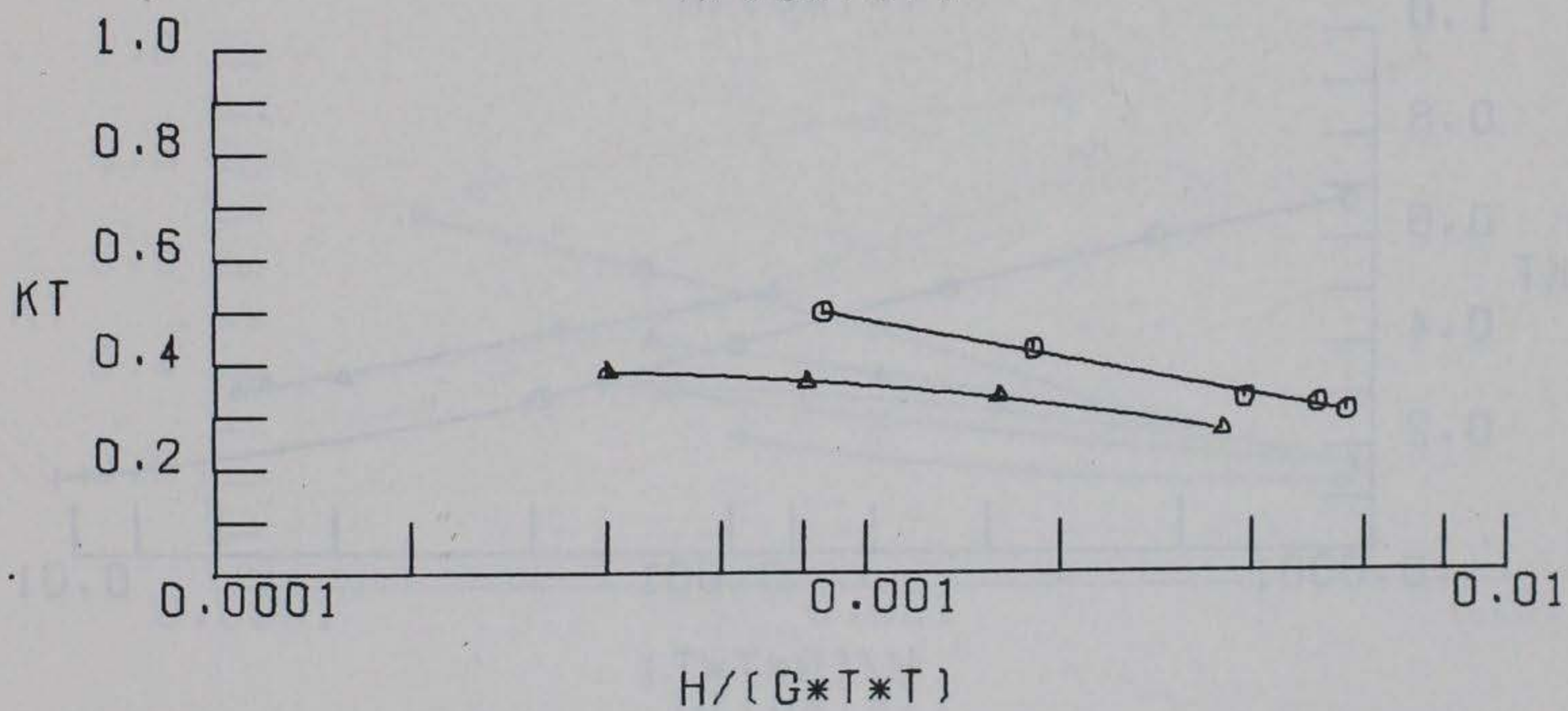
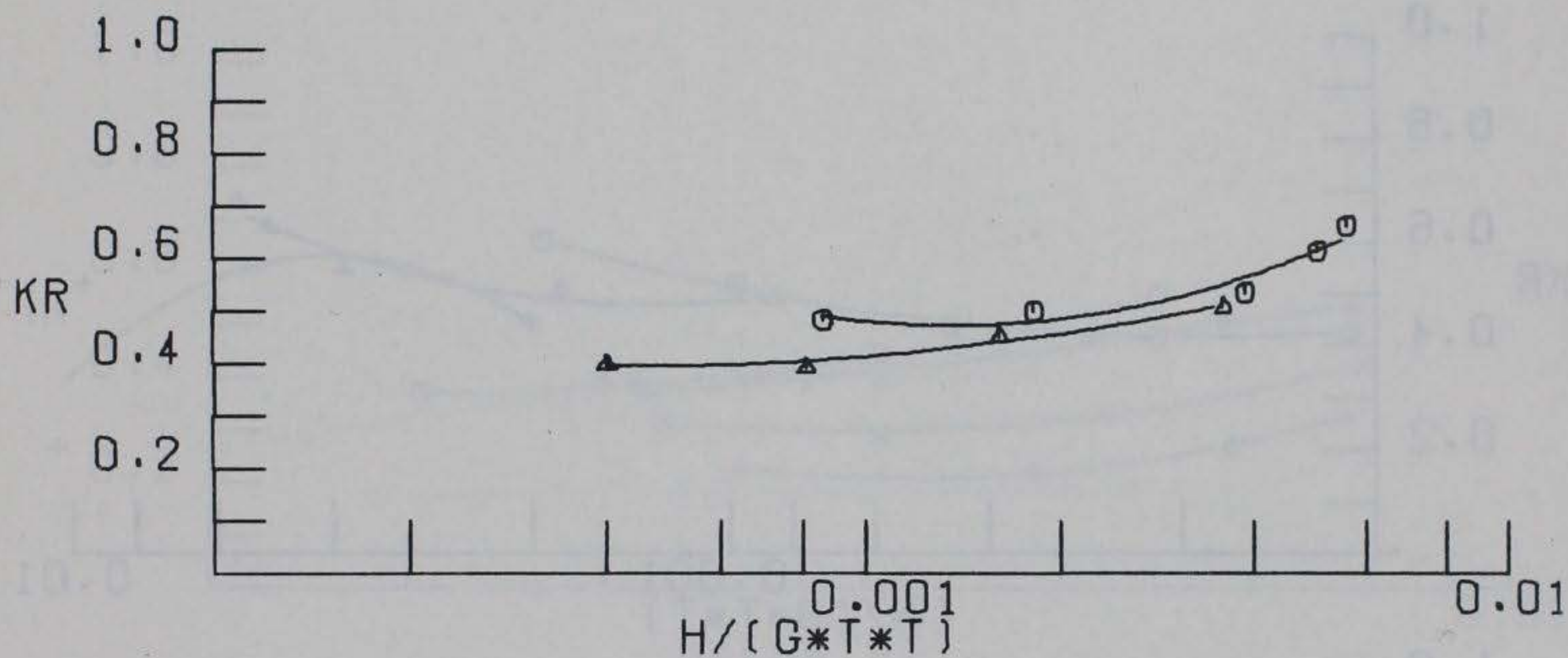
DS/HS = 0.91





SYMBOL DS/HS

○ 0.75  
 ▲ 0.51



WAVE TRANSMISSION AND REFLECTION COEFFICIENTS

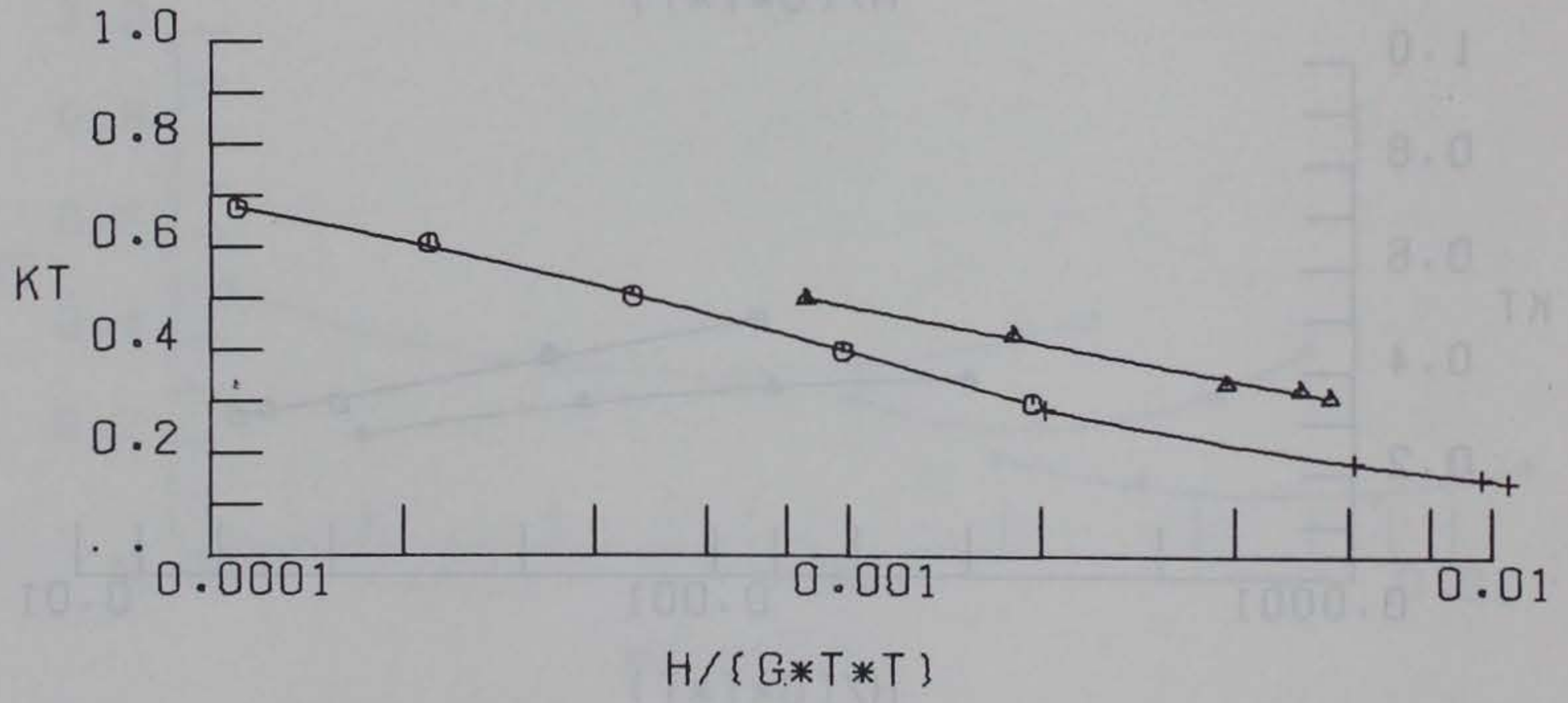

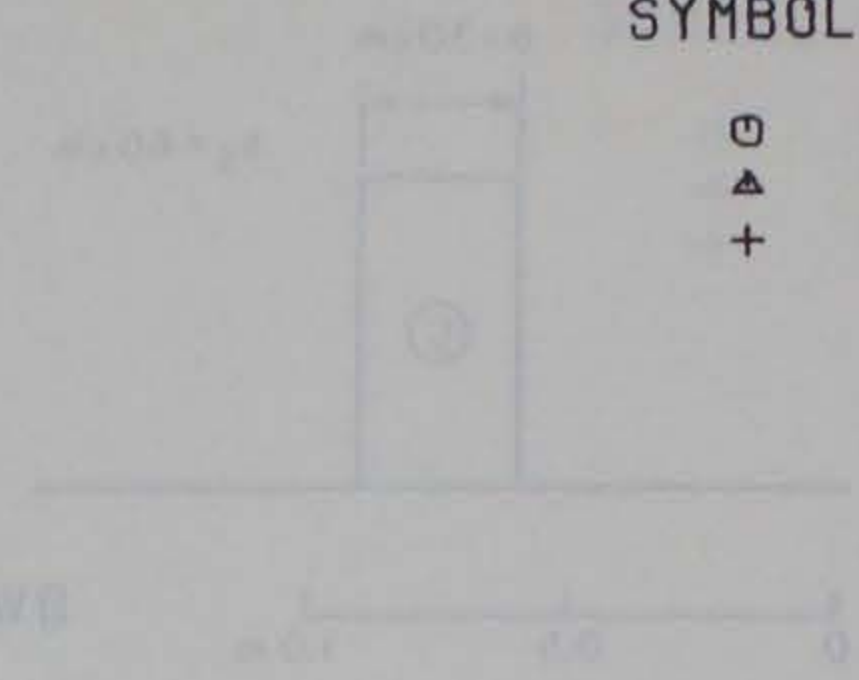
BREAKWATER 11

$D/(GT^2) = 0.016$



SYMBOL D/GT2

- 0.0065
- △ 0.0161
- + 0.0555



WAVE TRANSMISSION AND REFLECTION COEFFICIENTS

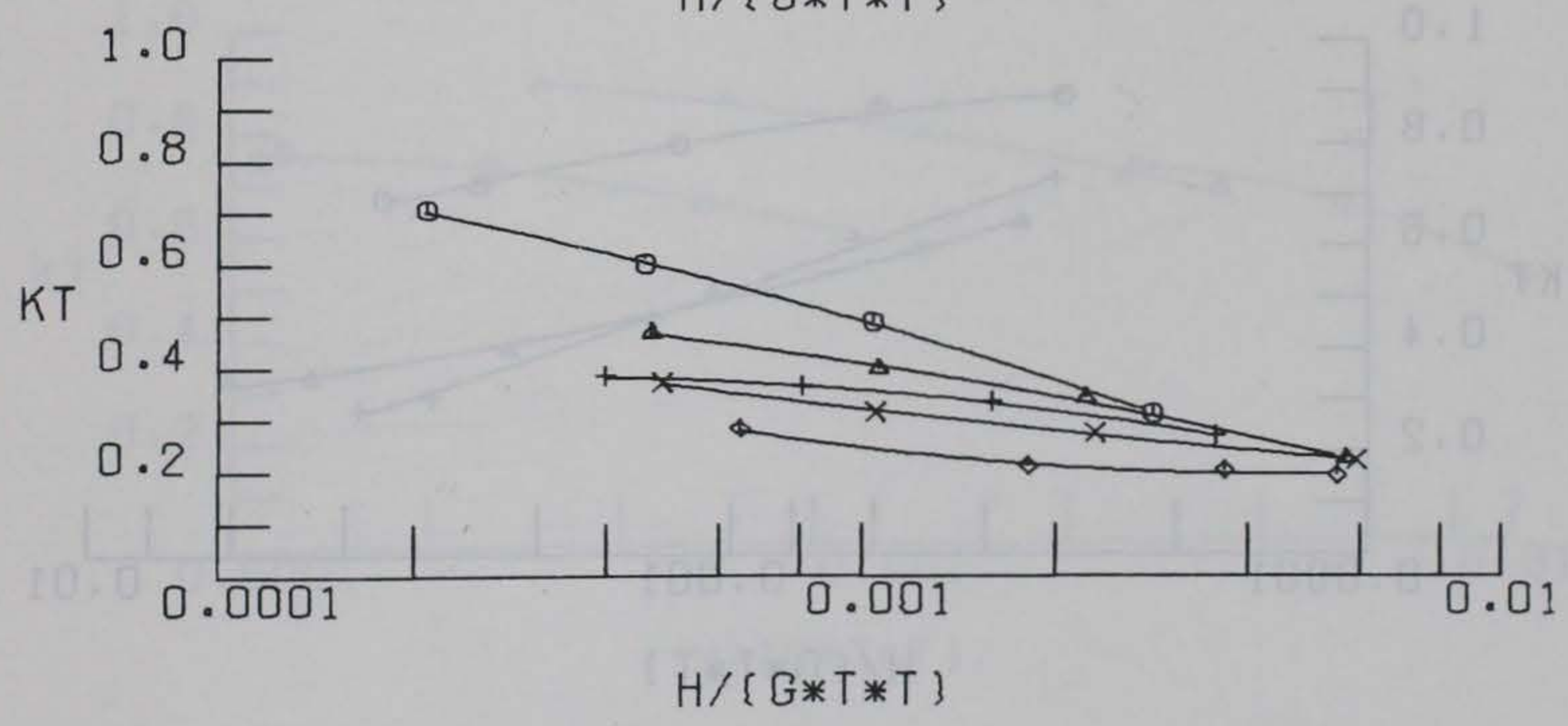
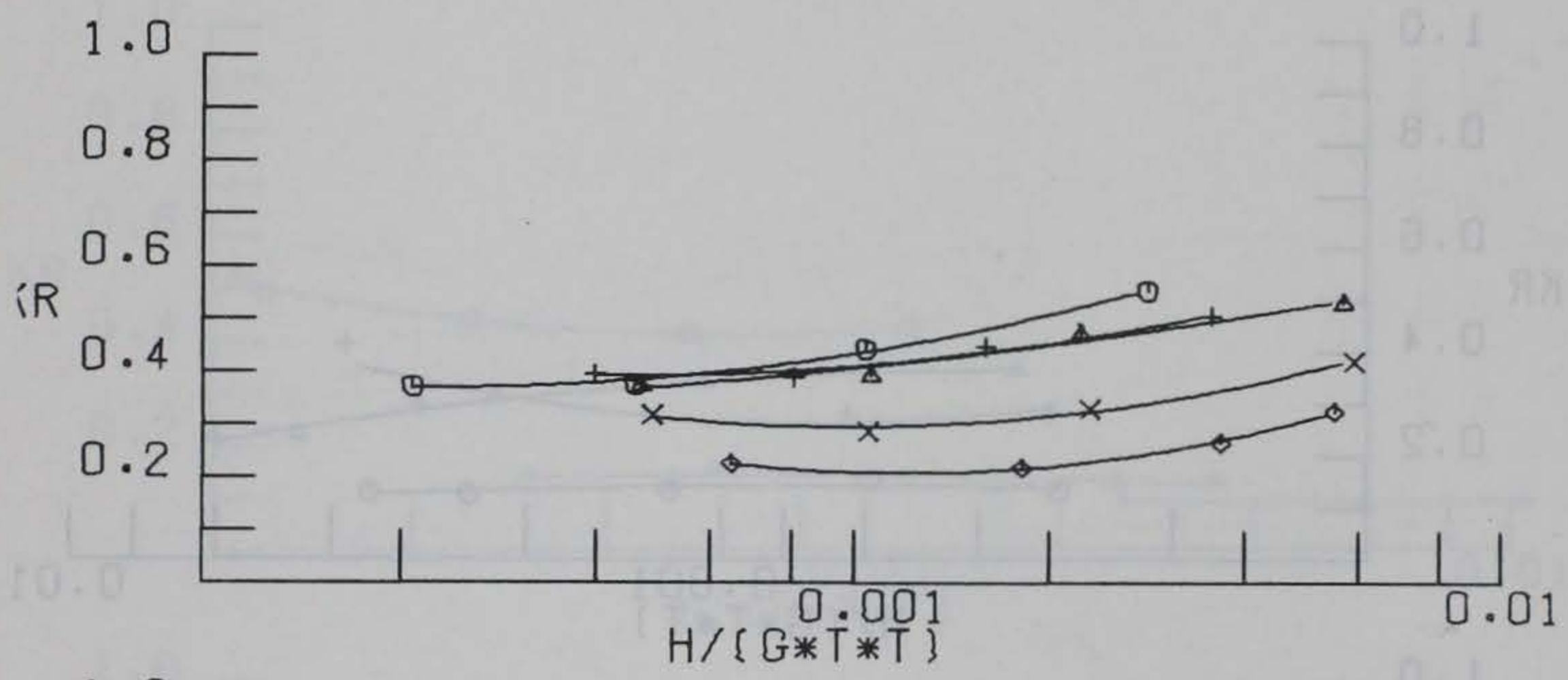
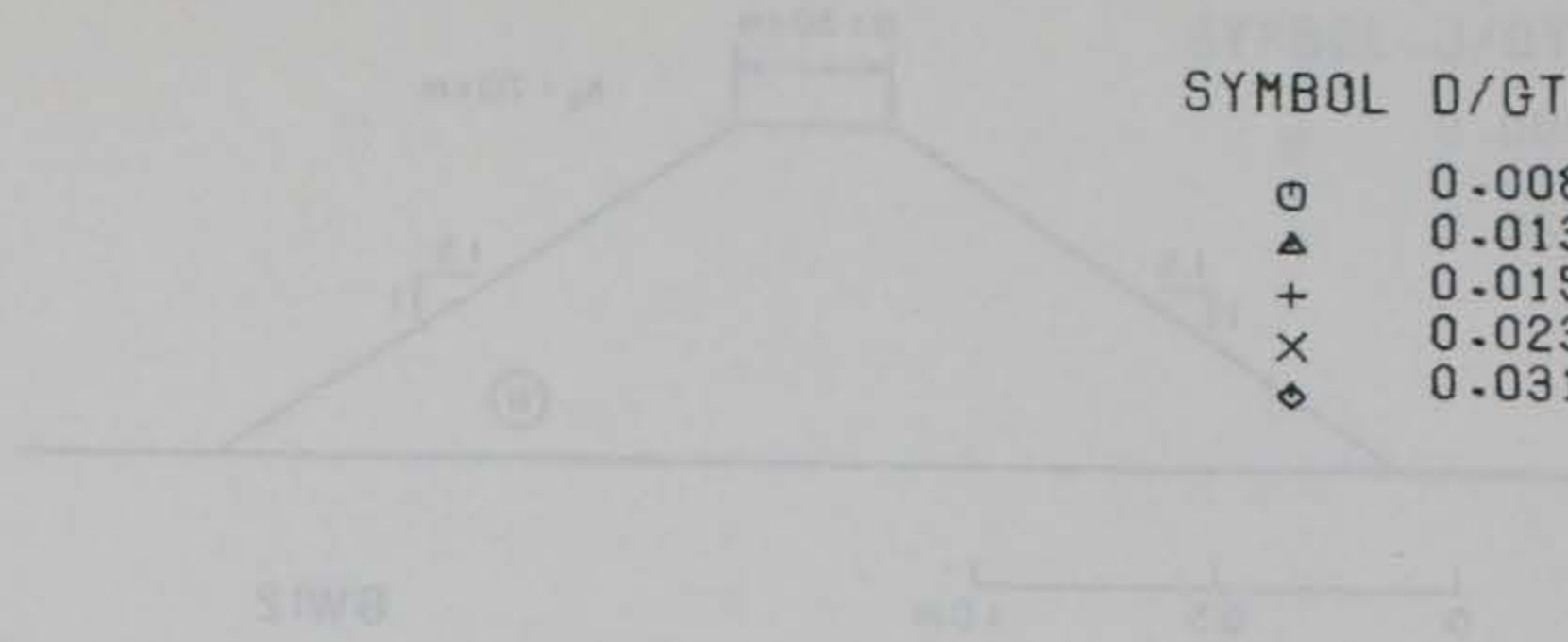
BREAKWATER 11

DS/HS= 0.75



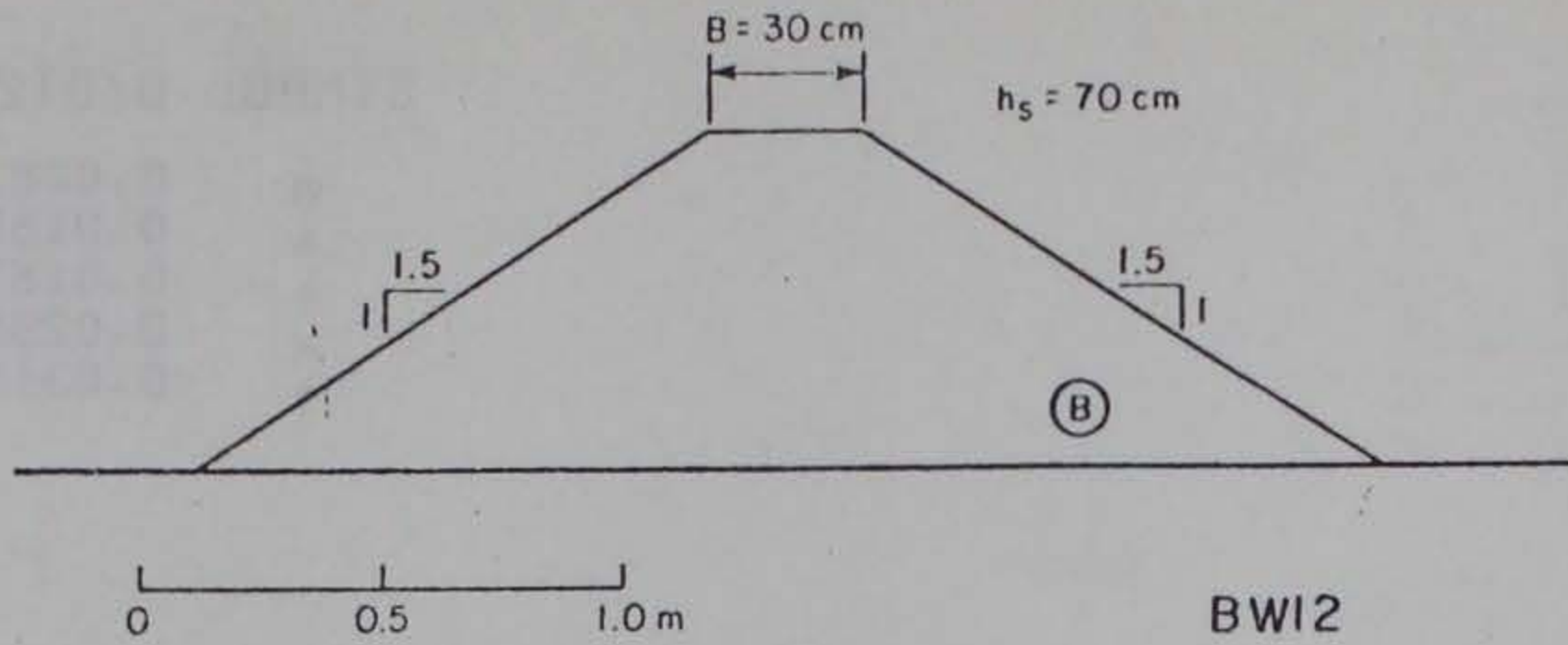
PHYSICAL MODEL

SYMBOL	D/GT <sup>2</sup>
○	0.0083
△	0.0133
+	0.0157
x	0.0231
◇	0.0311



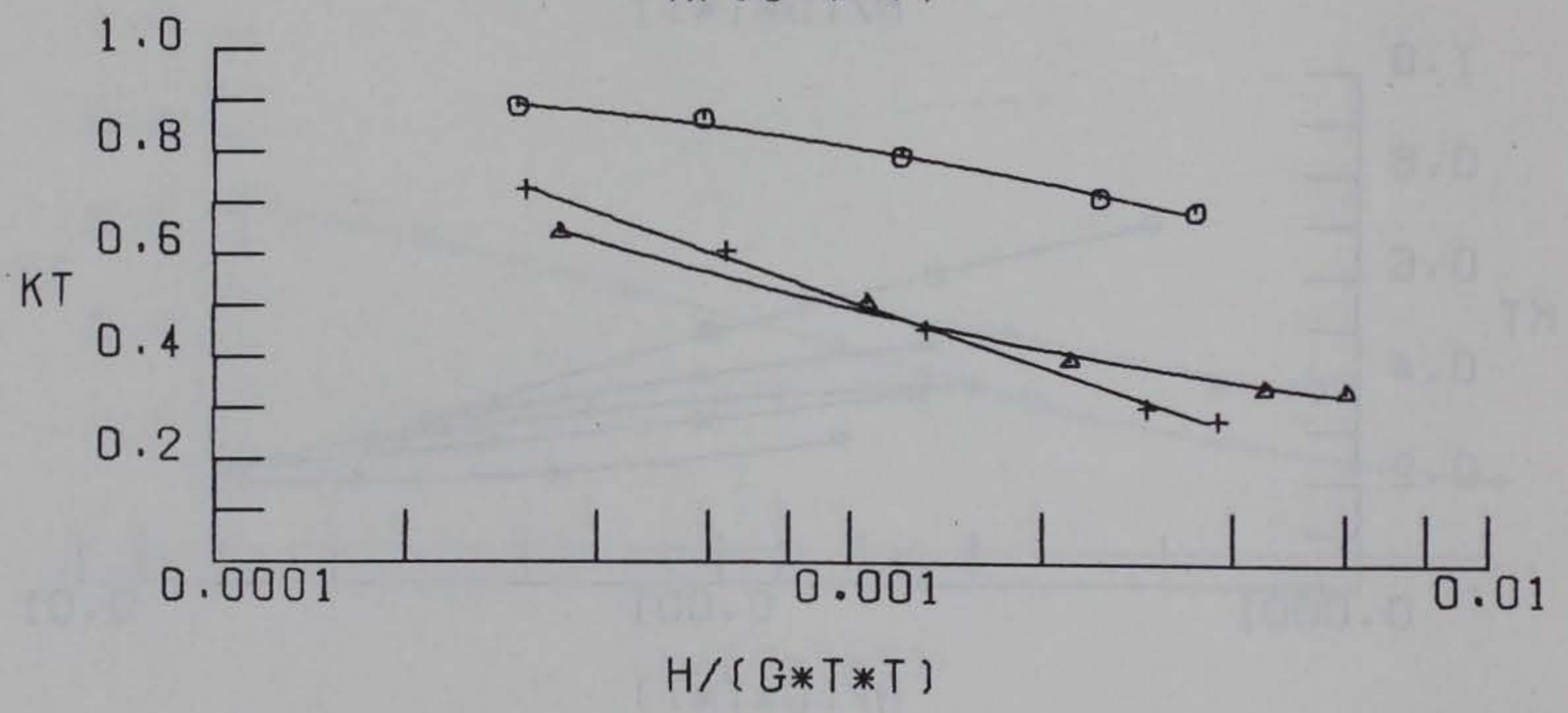
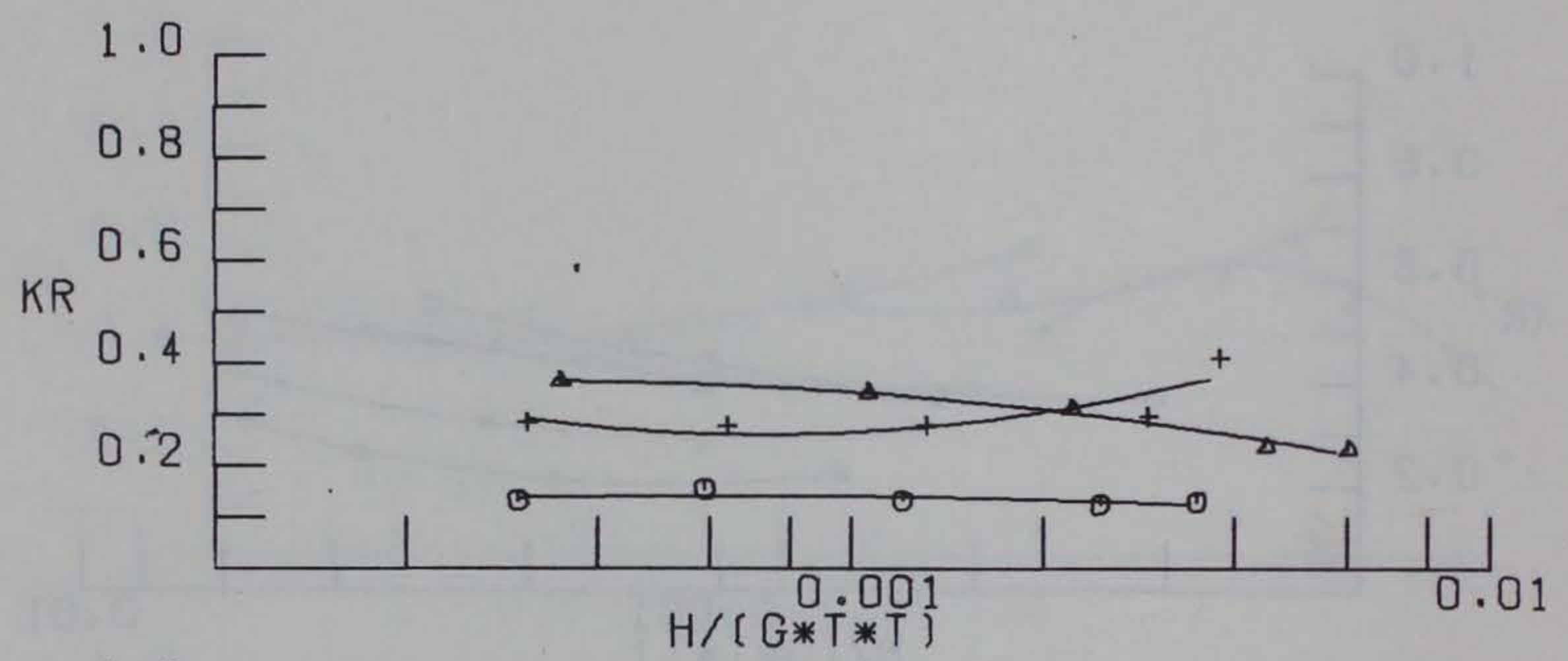
WAVE TRANSMISSION AND REFLECTION COEFFICIENTS  
 BREAKWATER 11 DS/HS= 0.51





SYMBOL	DS/HS
○	1.07
△	0.86
+	0.64

BW12



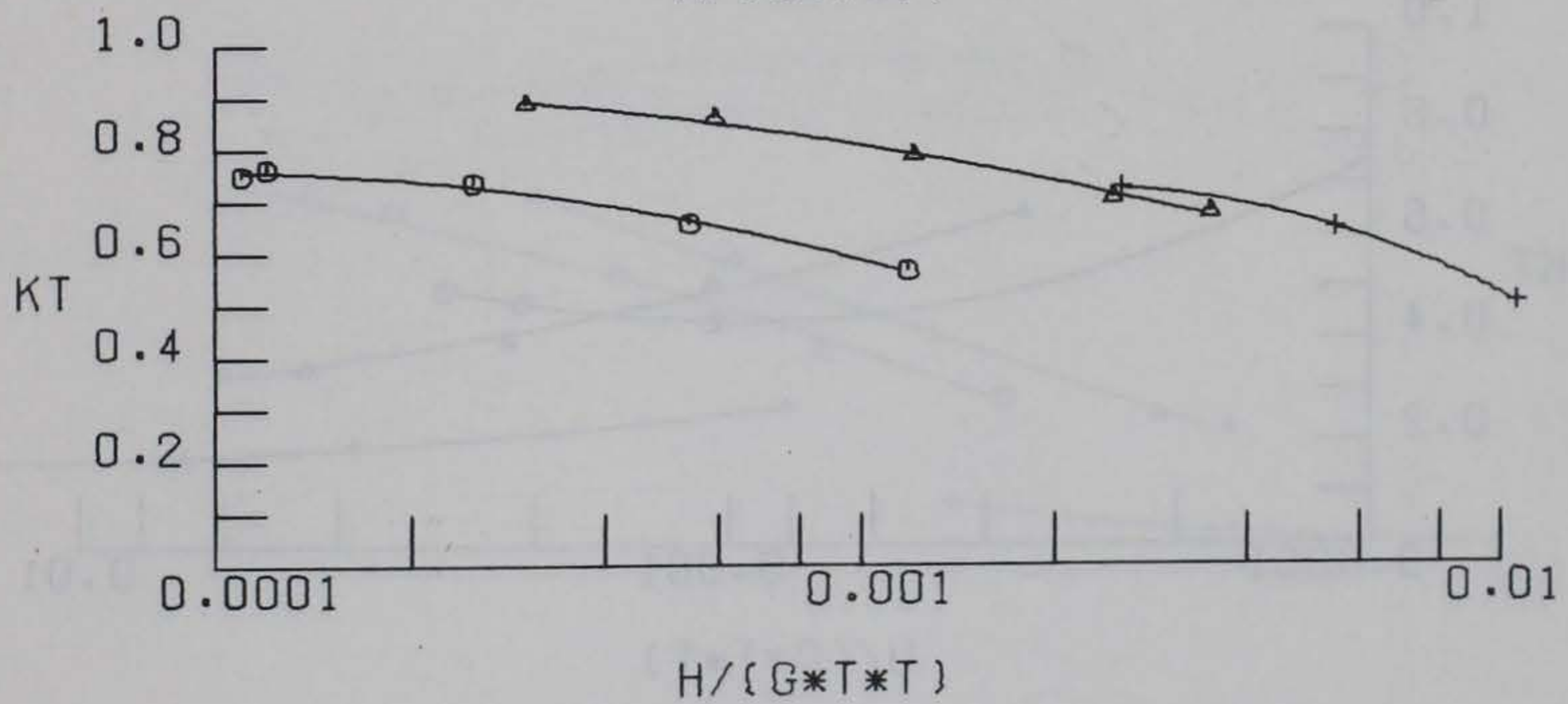
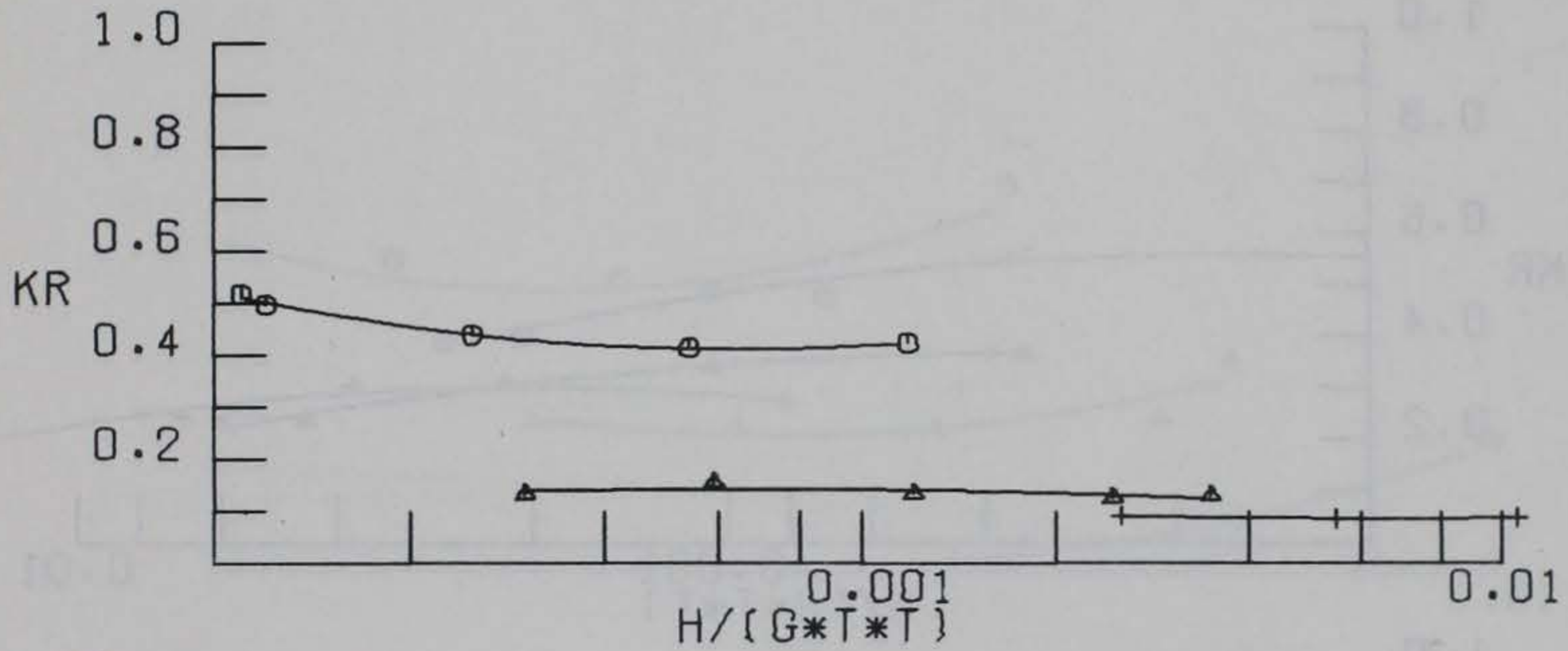
WAVE TRANSMISSION AND REFLECTION COEFFICIENTS  
 BREAKWATER 12       $D/(GT^2) = 0.016$



STO 10 JG 100  
 2000.0  
 1210.0  
 2000.0

SYMBOL D/GT2

○ 0.0065  
 ▲ 0.0161  
 + 0.0550



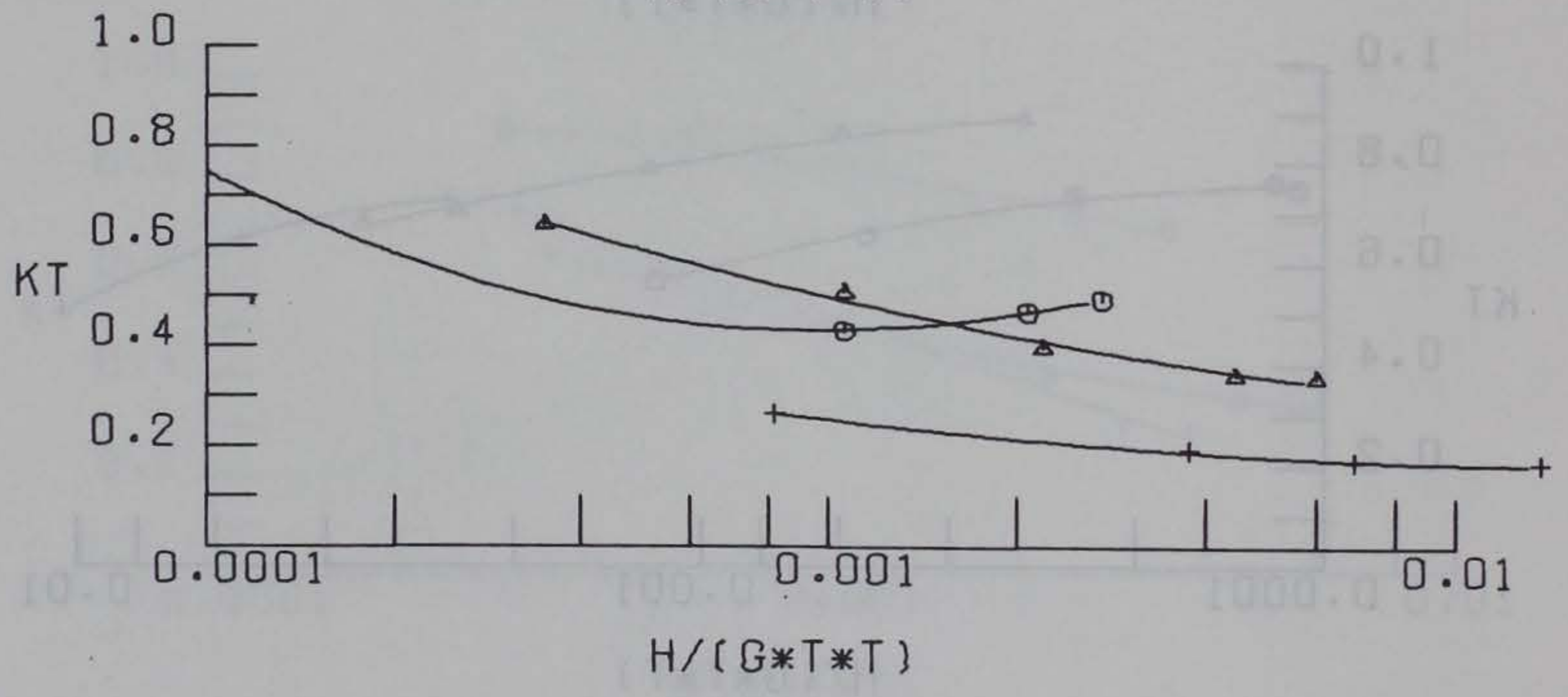
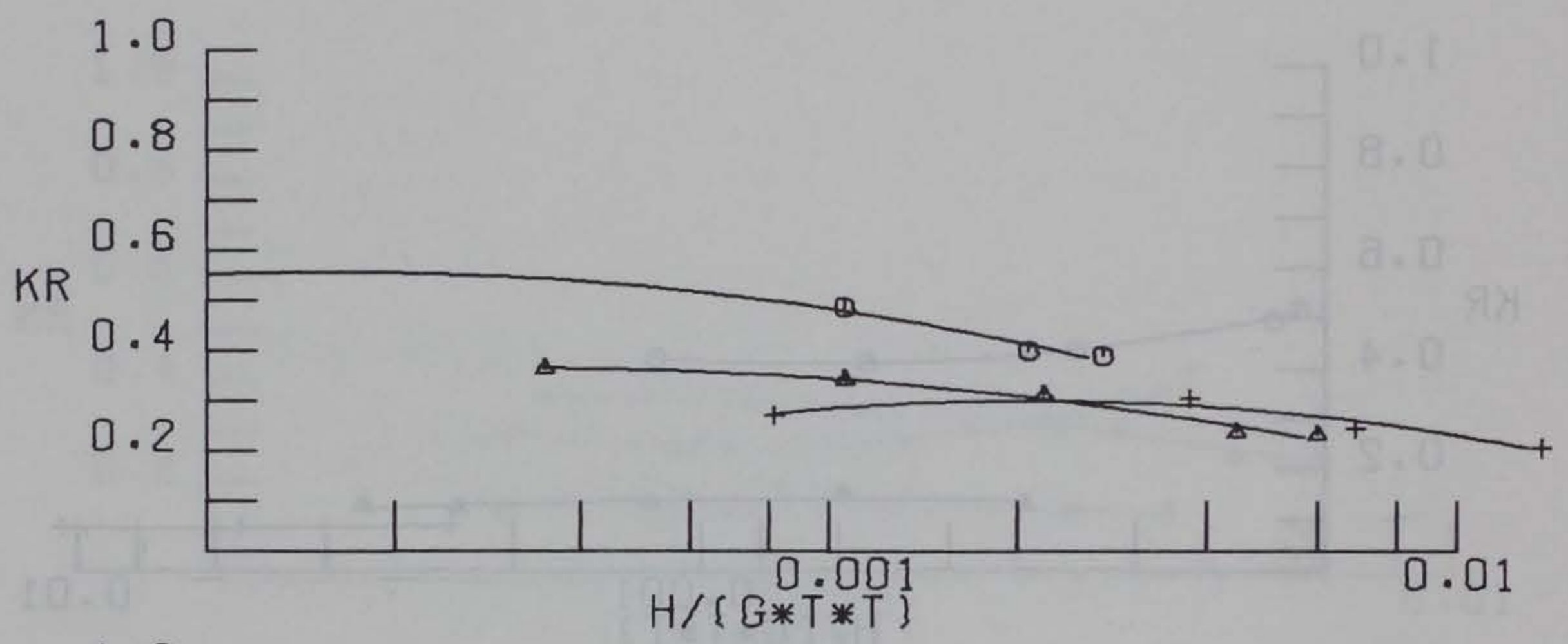
WAVE TRANSMISSION AND REFLECTION COEFFICIENTS

BREAKWATER 12 DS/HS= 1.07



SYMBOL D/GT2  
 0.0065  
 0.0161  
 0.0555

SYMBOL D/GT2  
 ○ 0.0065  
 ▲ 0.0161  
 + 0.0555

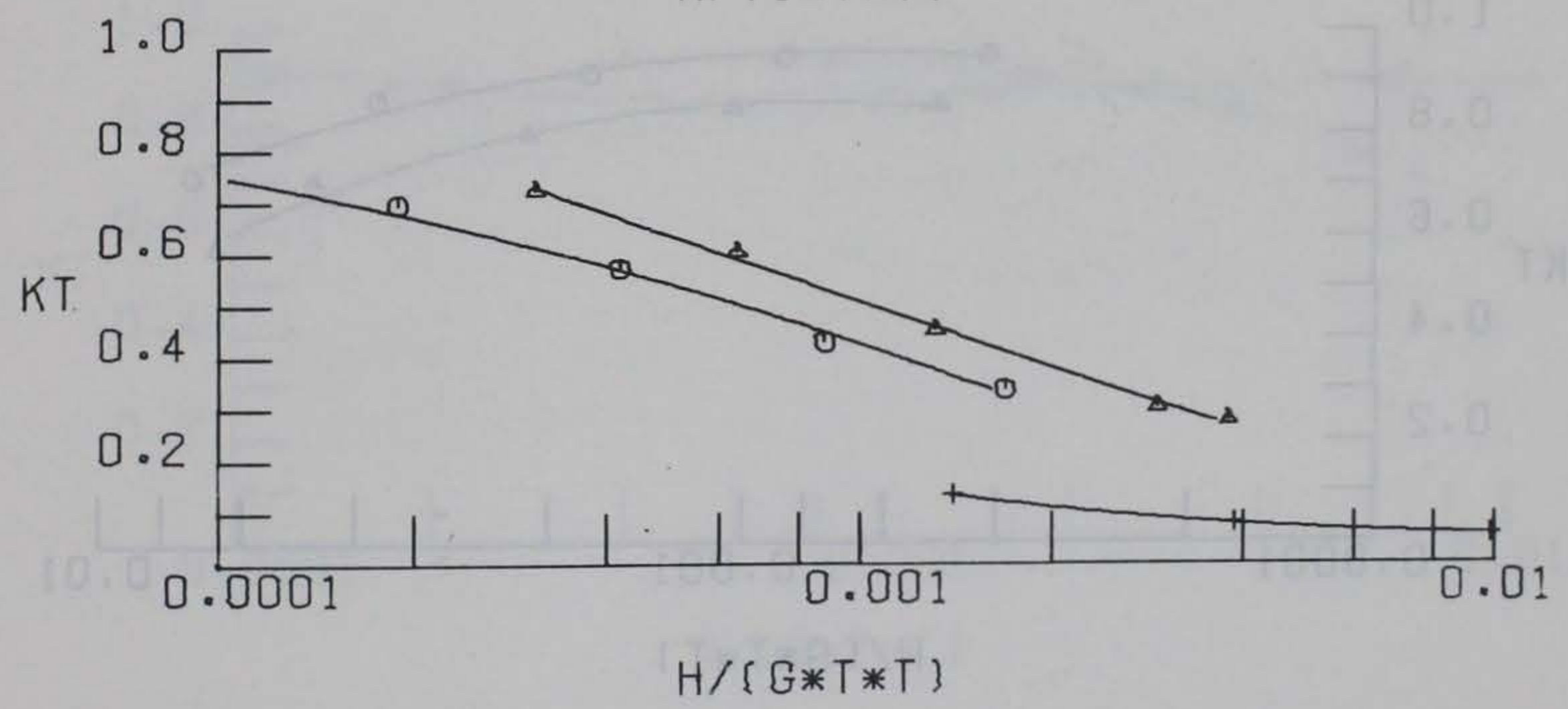
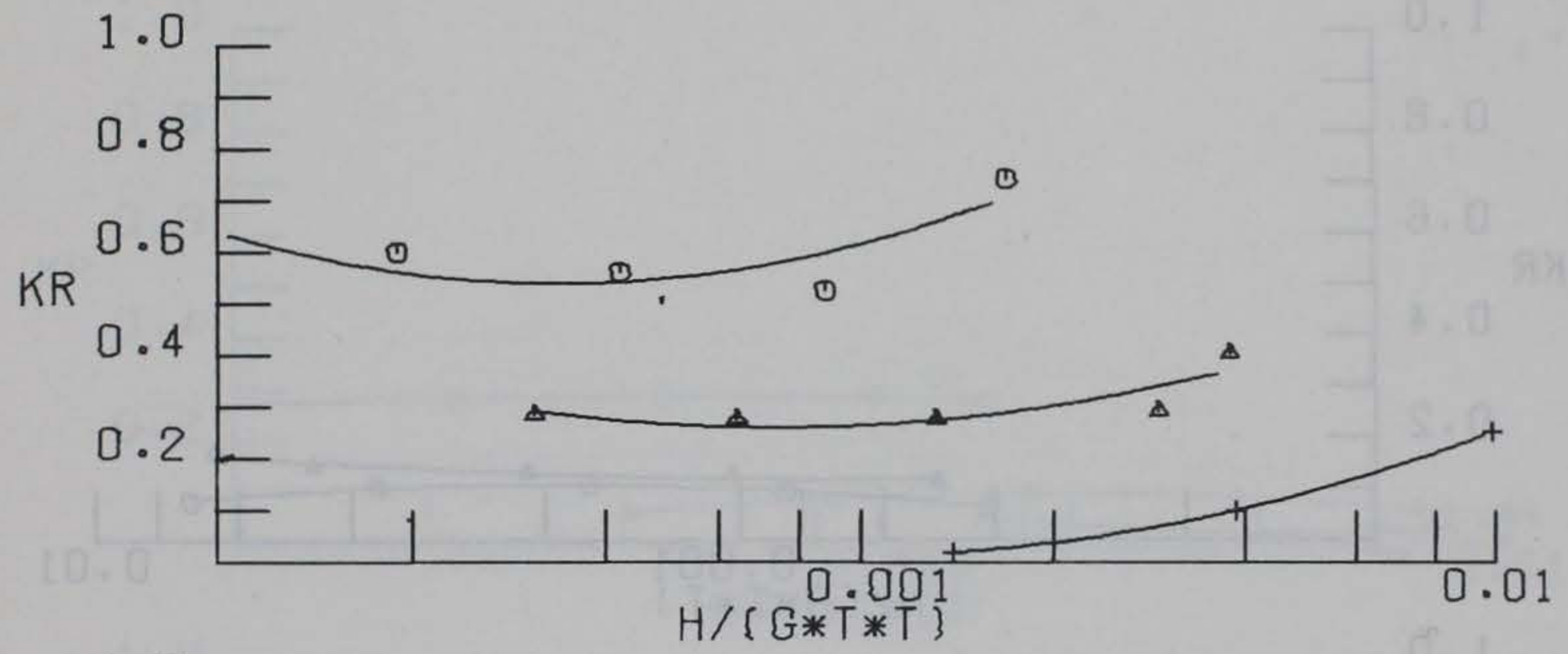
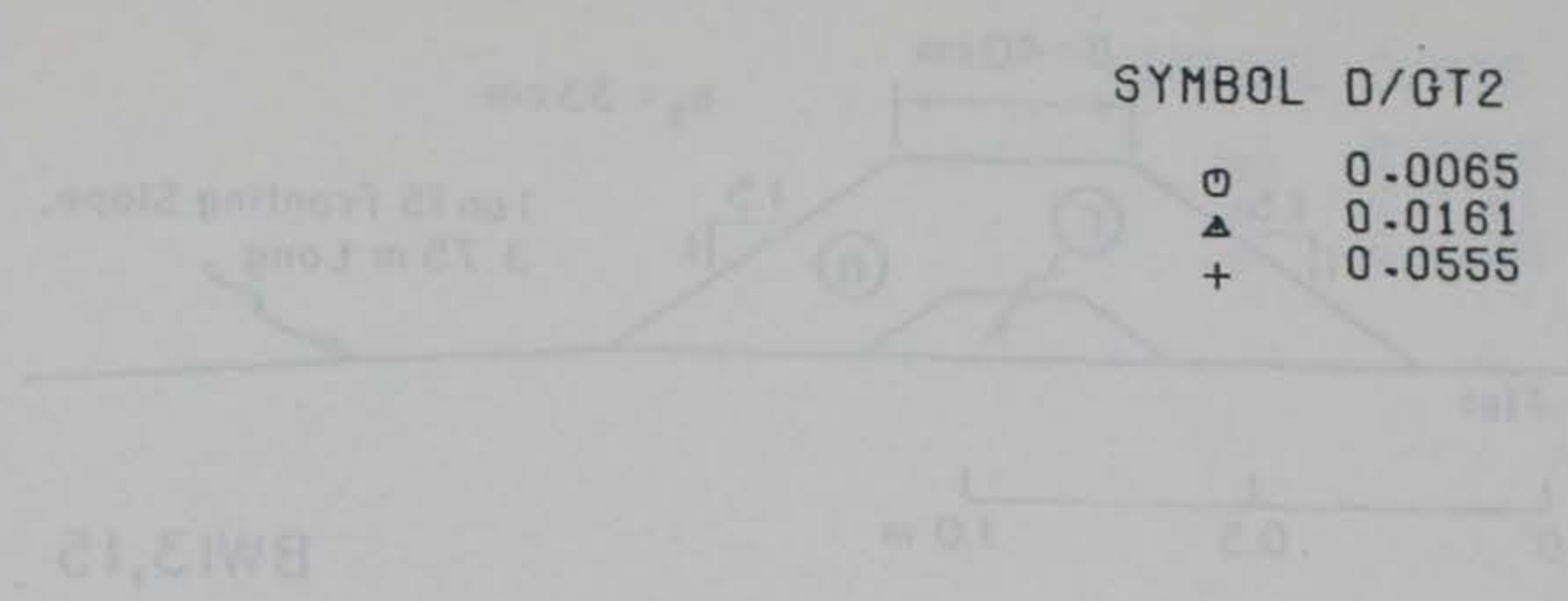


WAVE TRANSMISSION AND REFLECTION COEFFICIENTS  
 BREAKWATER 12 DS/HS= 0.86



SYMBOL D/GT<sup>2</sup>

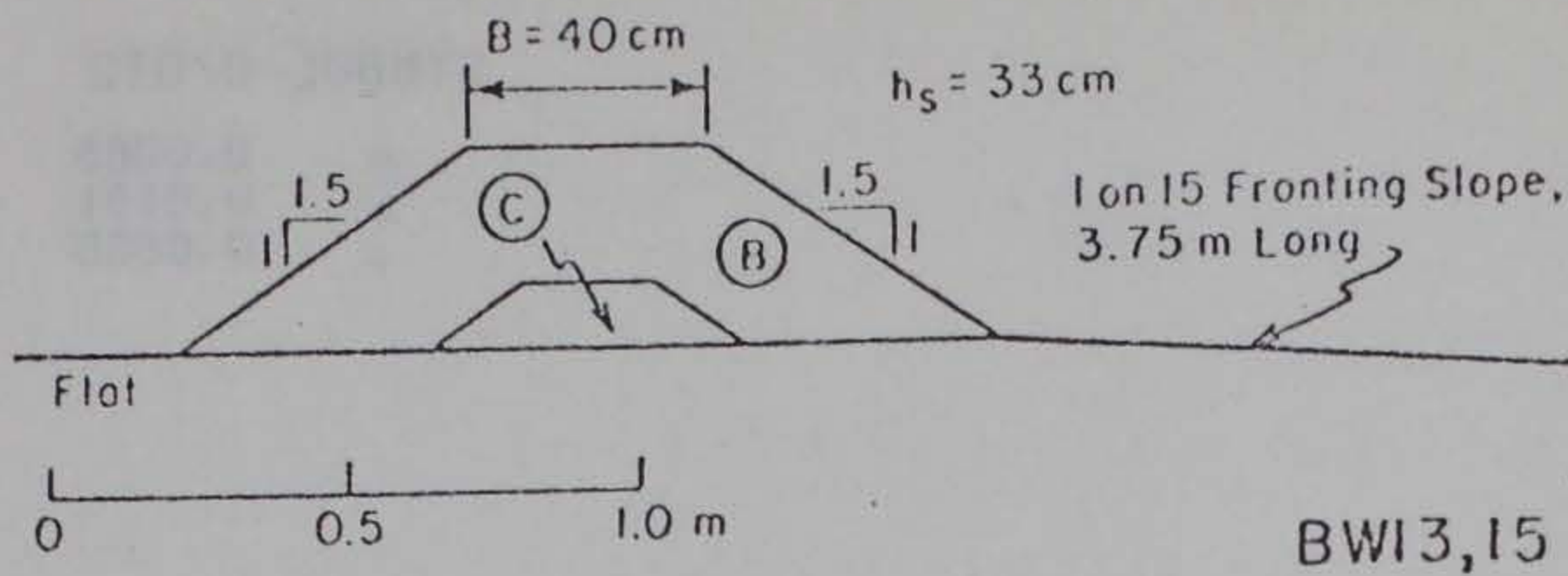
- 0.0065
- △ 0.0161
- + 0.0555



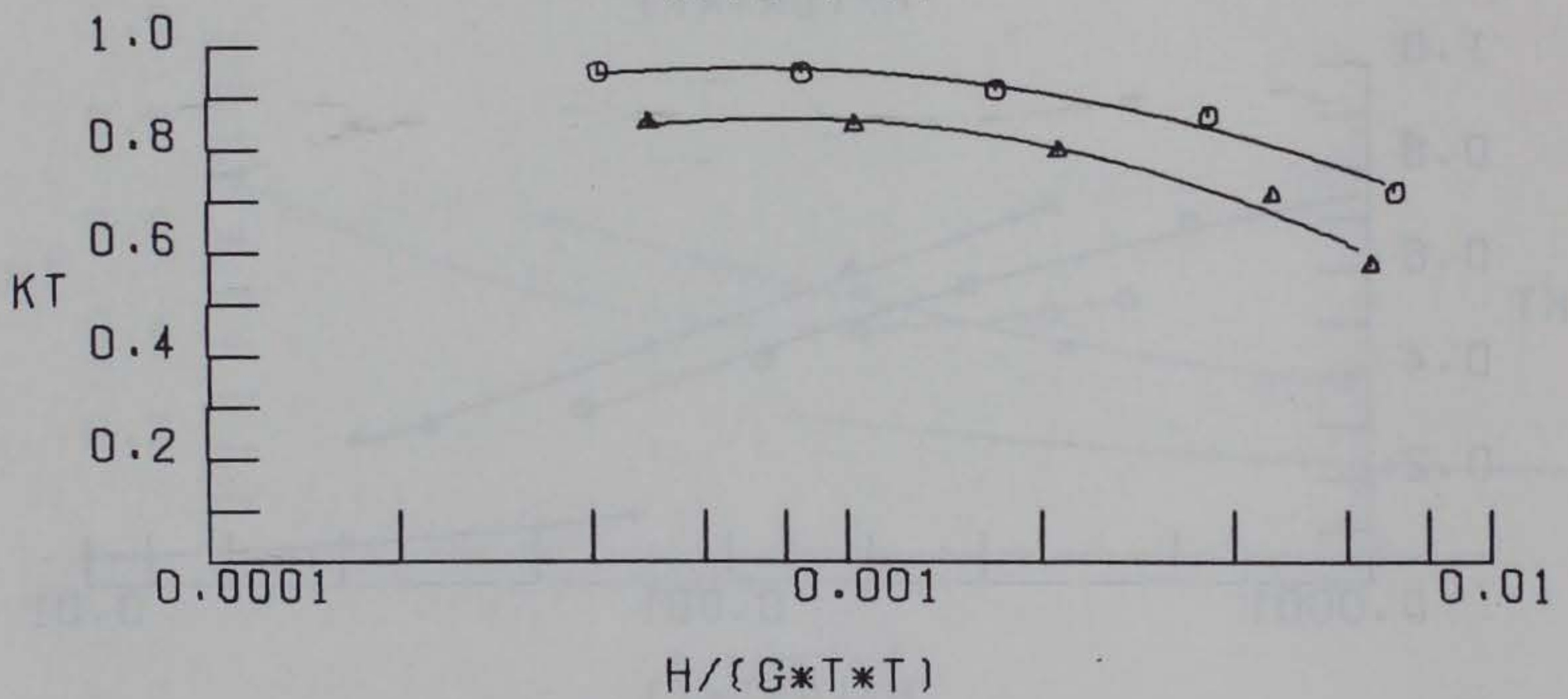
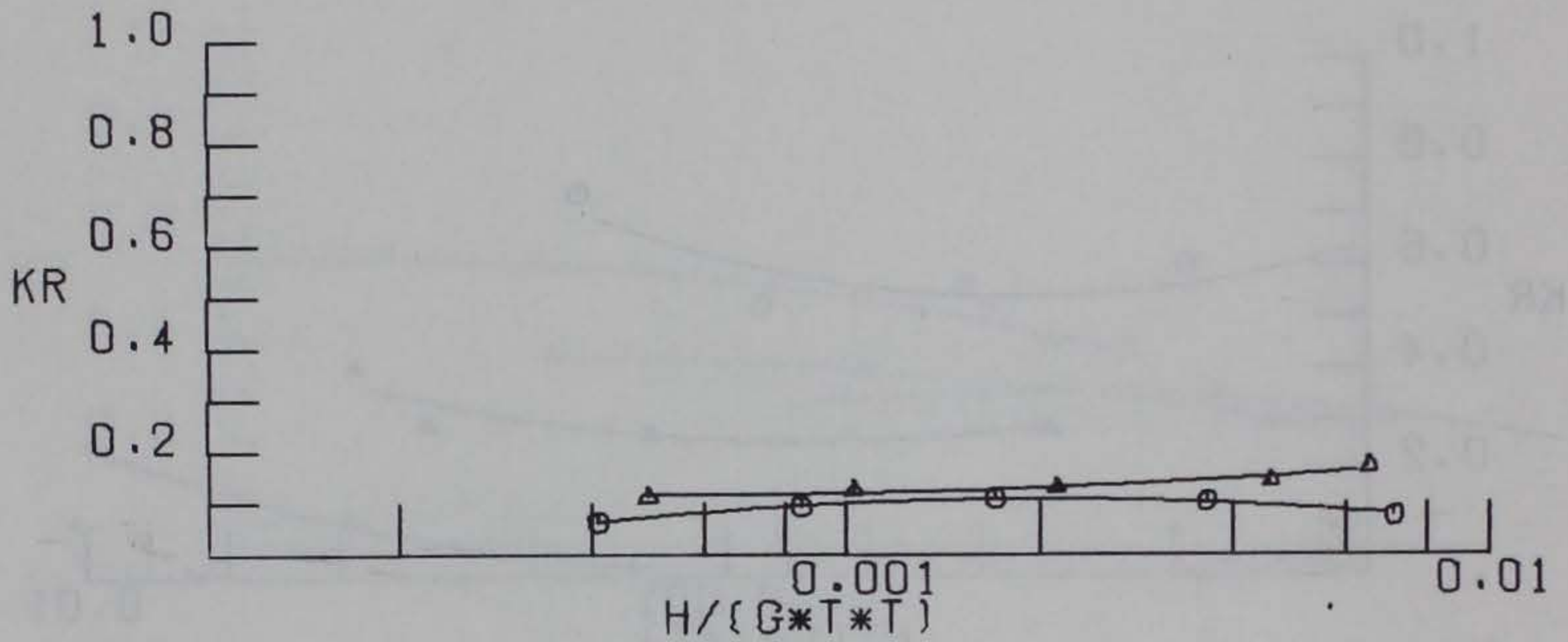
WAVE TRANSMISSION AND REFLECTION COEFFICIENTS

BREAKWATER 12 DS/HS= 0.64





SYMBOL	DS/HS
○	1.82
▲	1.36
+	1.06



WAVE TRANSMISSION AND REFLECTION COEFFICIENTS

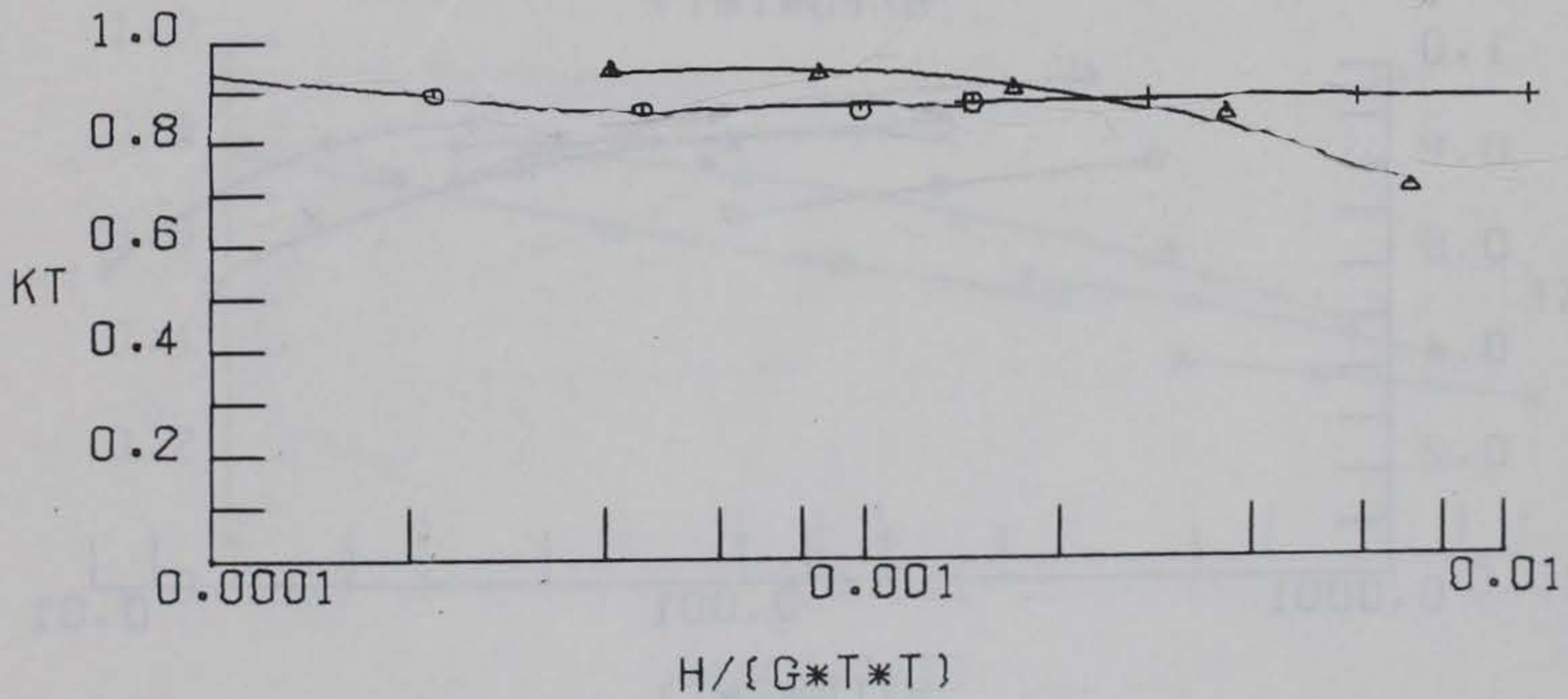
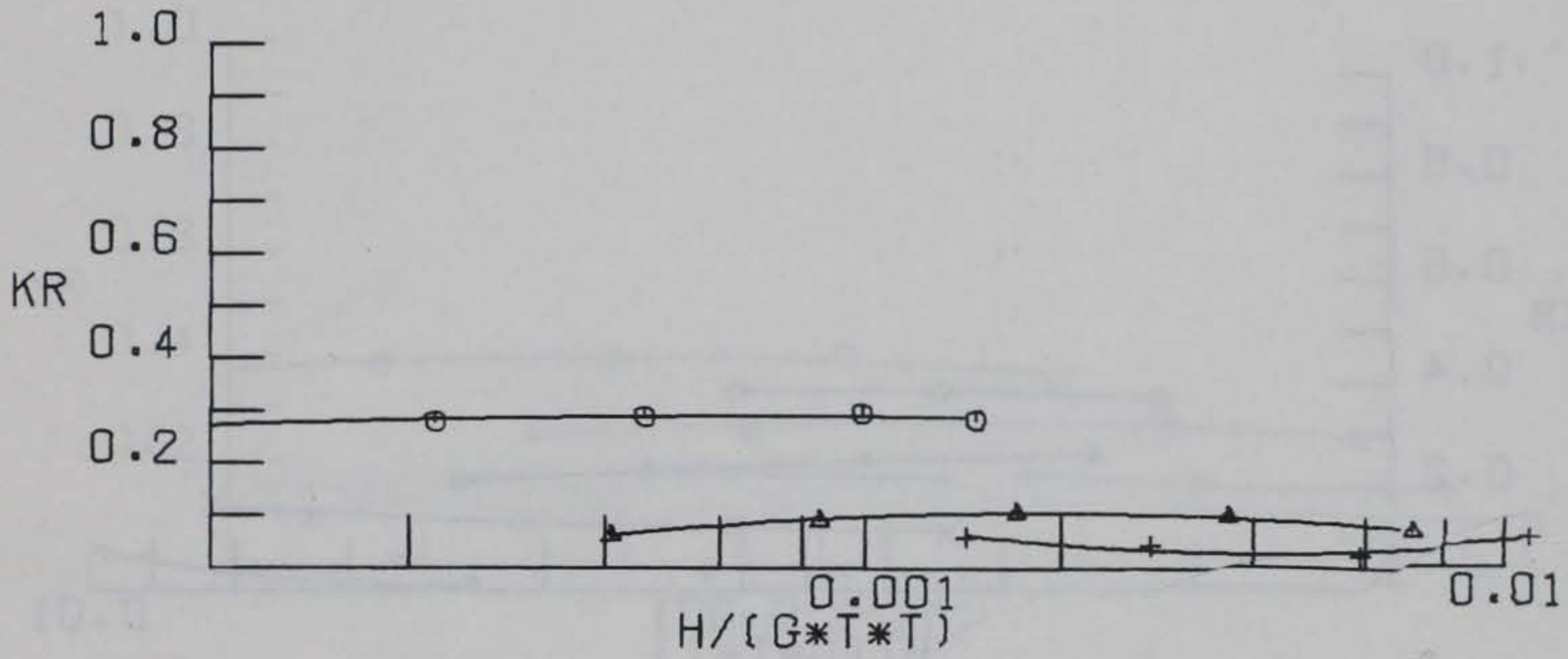
BREAKWATER 13

$D/(GT^2) = 0.016$



SYMBOL D/GT2

⊙ 0.0065  
 ▲ 0.0161  
 + 0.0555



WAVE TRANSMISSION AND REFLECTION COEFFICIENTS

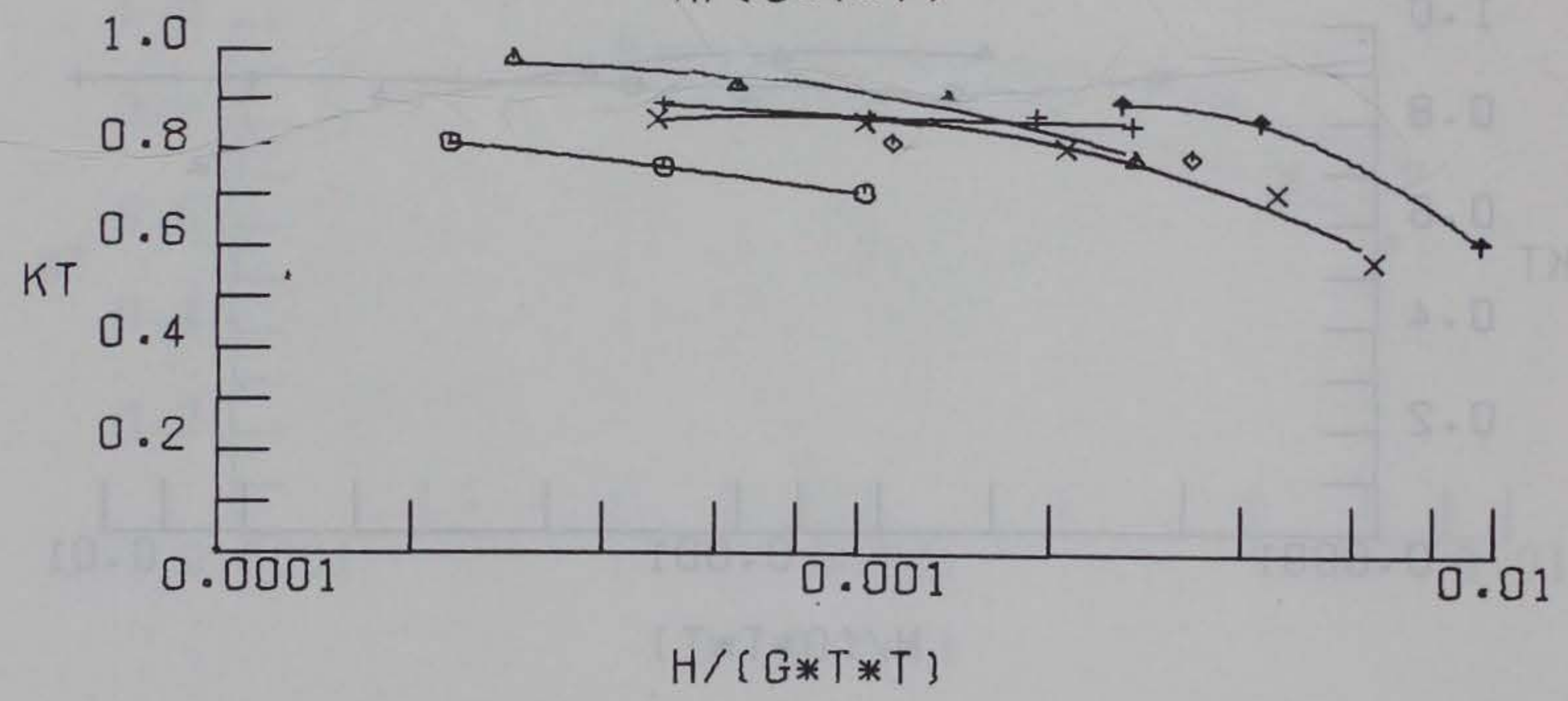
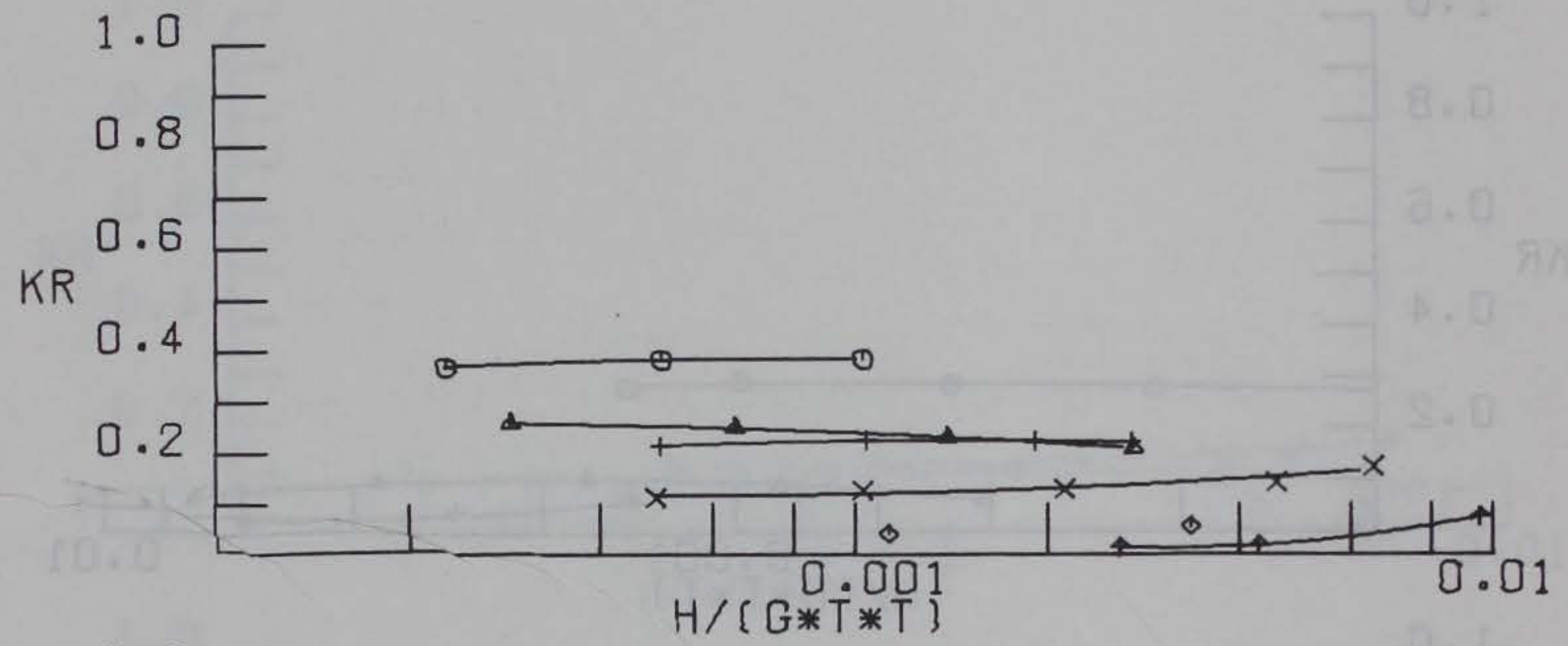
BREAKWATER 13 DS/HS= 1.82



STONC JORNYA

2800-0  
1810-0  
0220-0

SYMBOL	D/GT <sup>2</sup>
⊖	0.0042
▲	0.0065
+	0.0103
×	0.0161
◇	0.0353
†	0.0555



WAVE TRANSMISSION AND REFLECTION COEFFICIENTS

BREAKWATER 13

DS/HS= 1.36

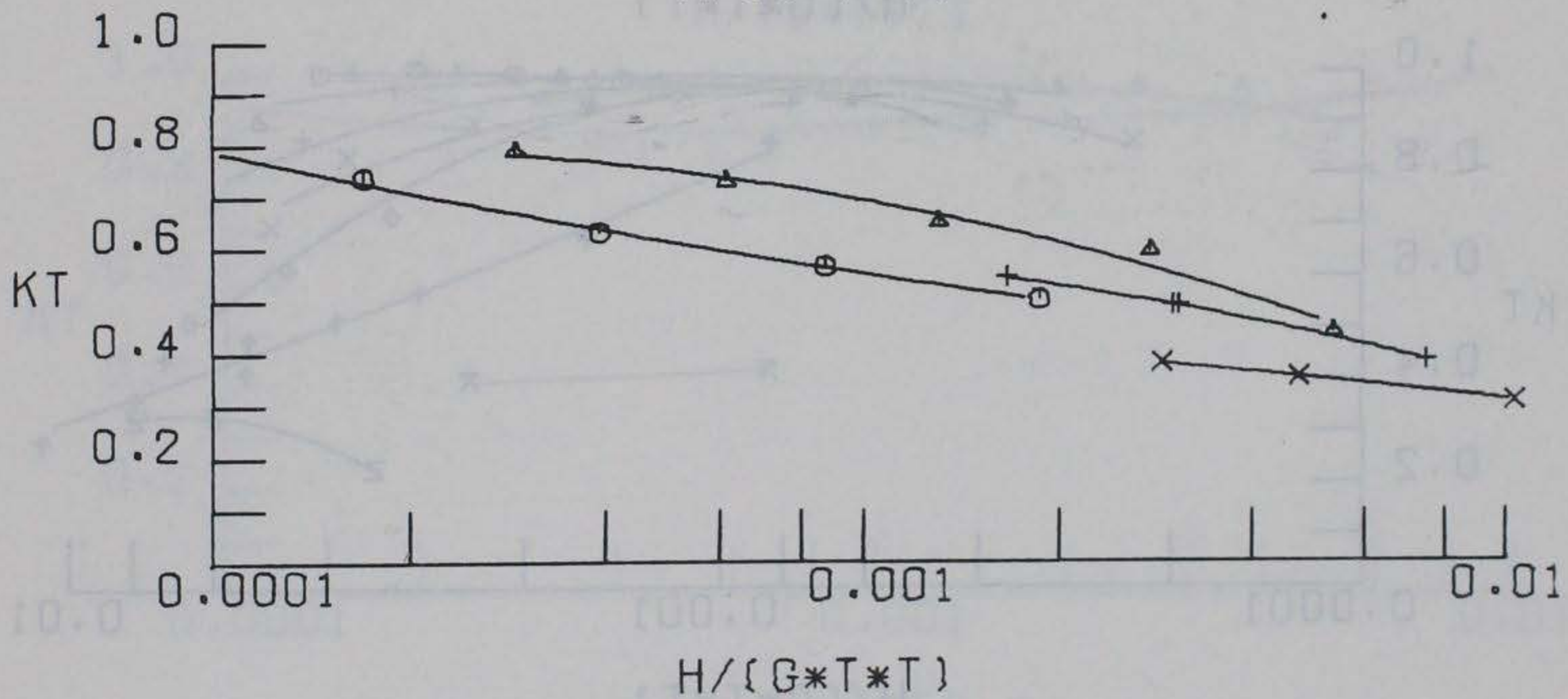
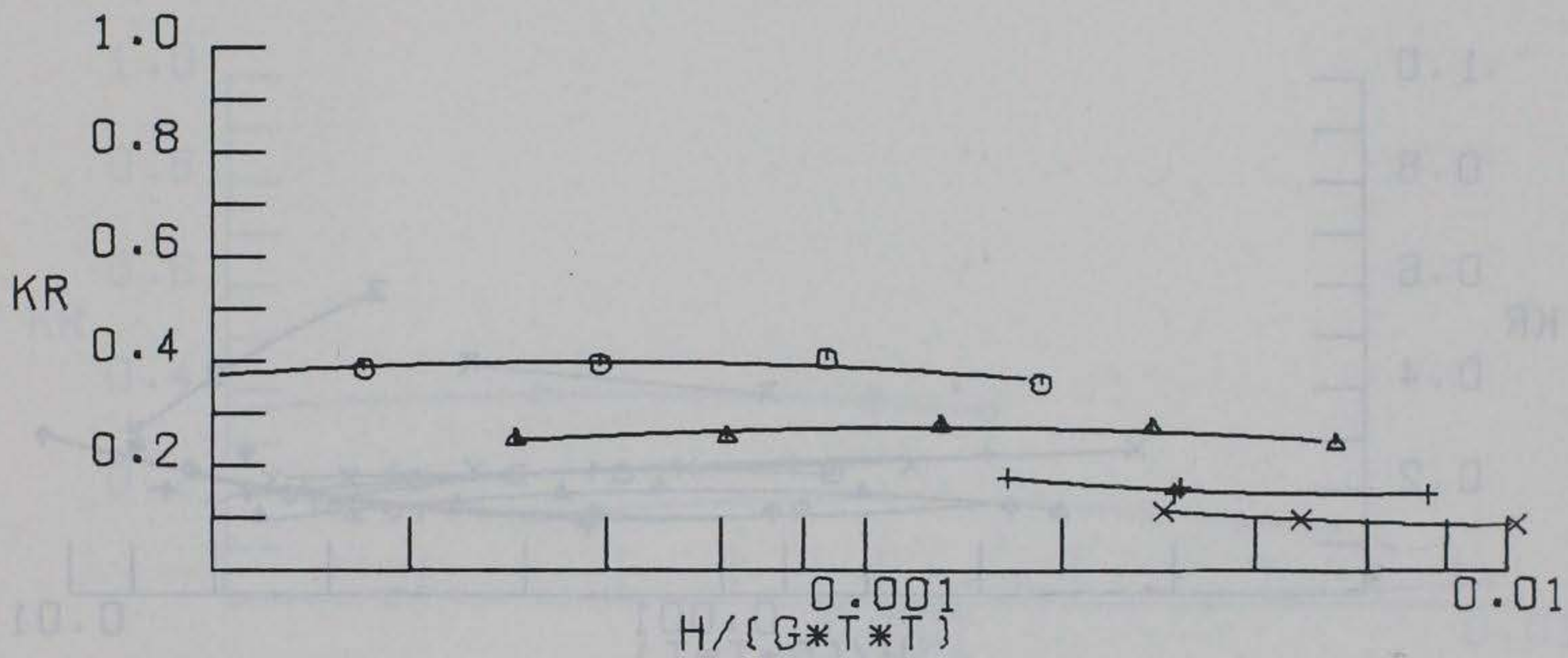
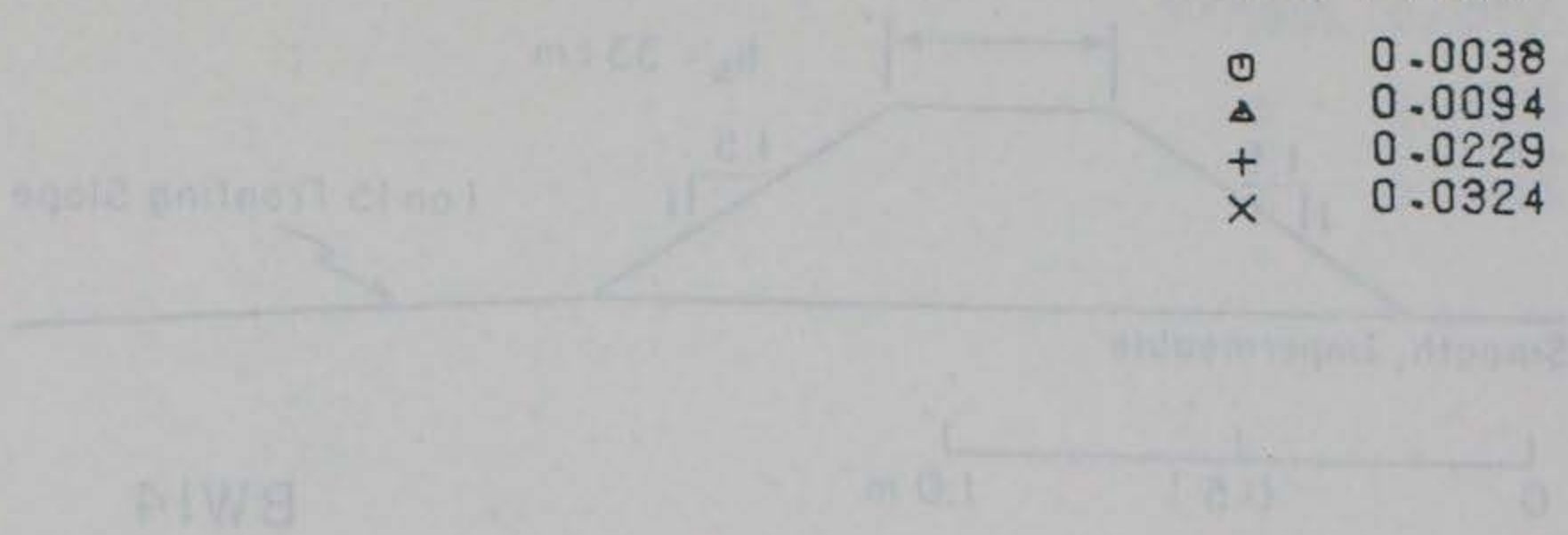


SYMBOL DS/HS

1.87  
1.82  
1.87  
1.82  
1.38  
1.31  
1.08  
0.81

SYMBOL D/GT2

○ 0.0038  
△ 0.0094  
+ 0.0229  
x 0.0324

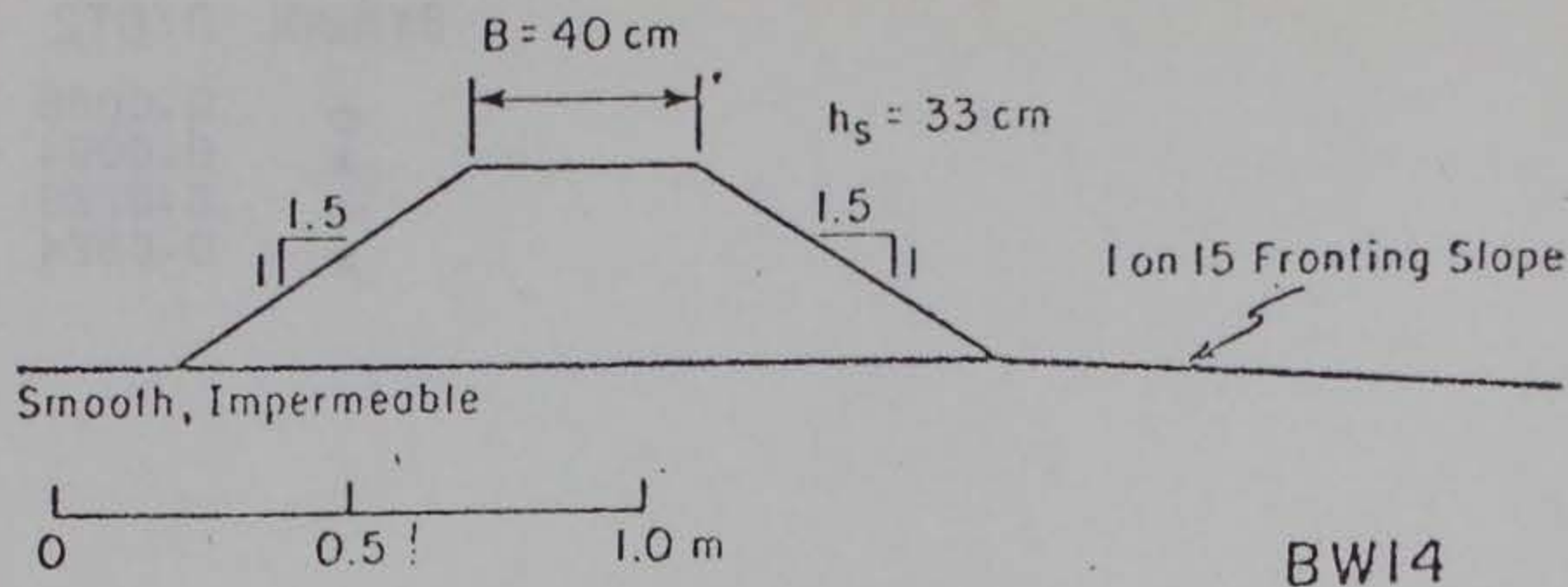


WAVE TRANSMISSION AND REFLECTION COEFFICIENTS

BREAKWATER 13

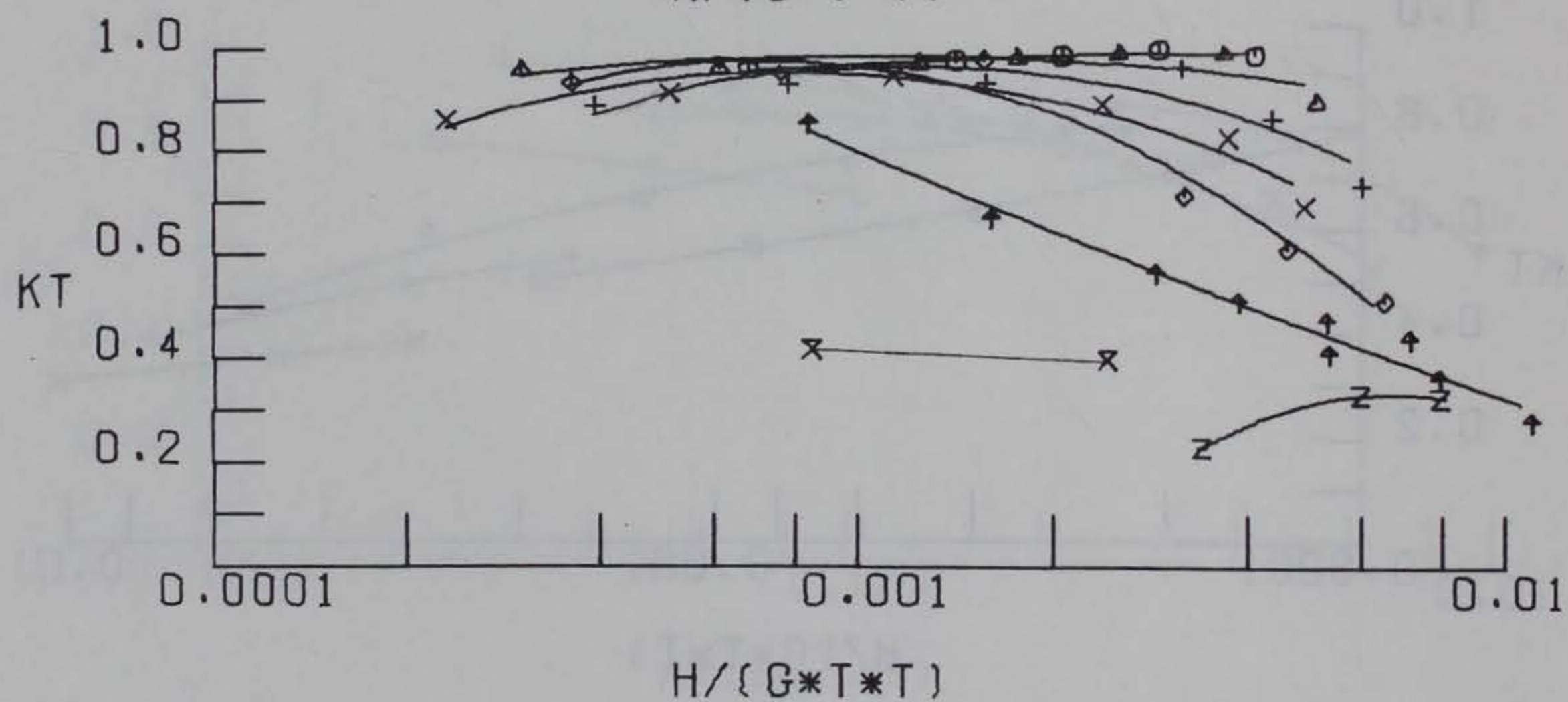
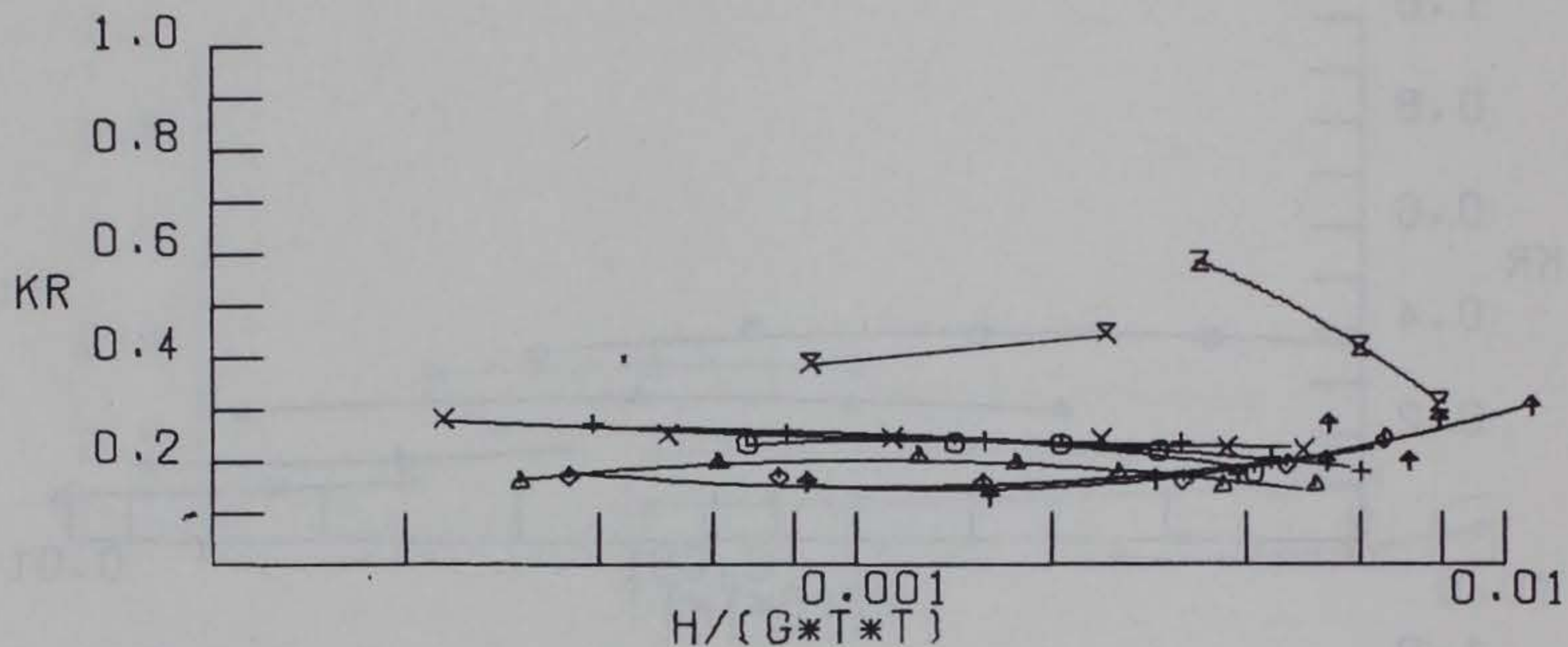
DS/HS = 1.06





SYMBOL DS/HS

○	1.97
△	1.82
+	1.67
x	1.52
◇	1.36
↑	1.21
x	1.06
Z	0.91



WAVE TRANSMISSION AND REFLECTION COEFFICIENTS

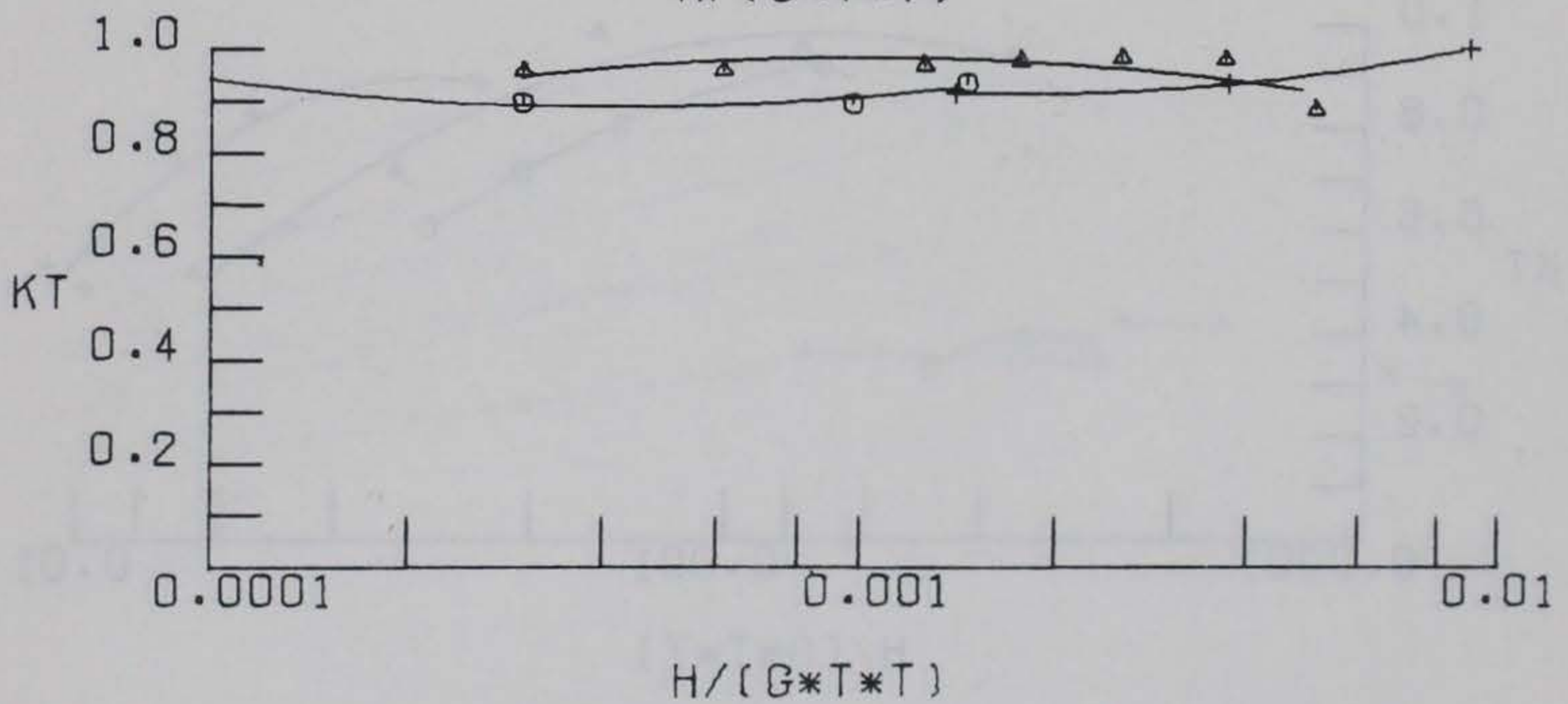
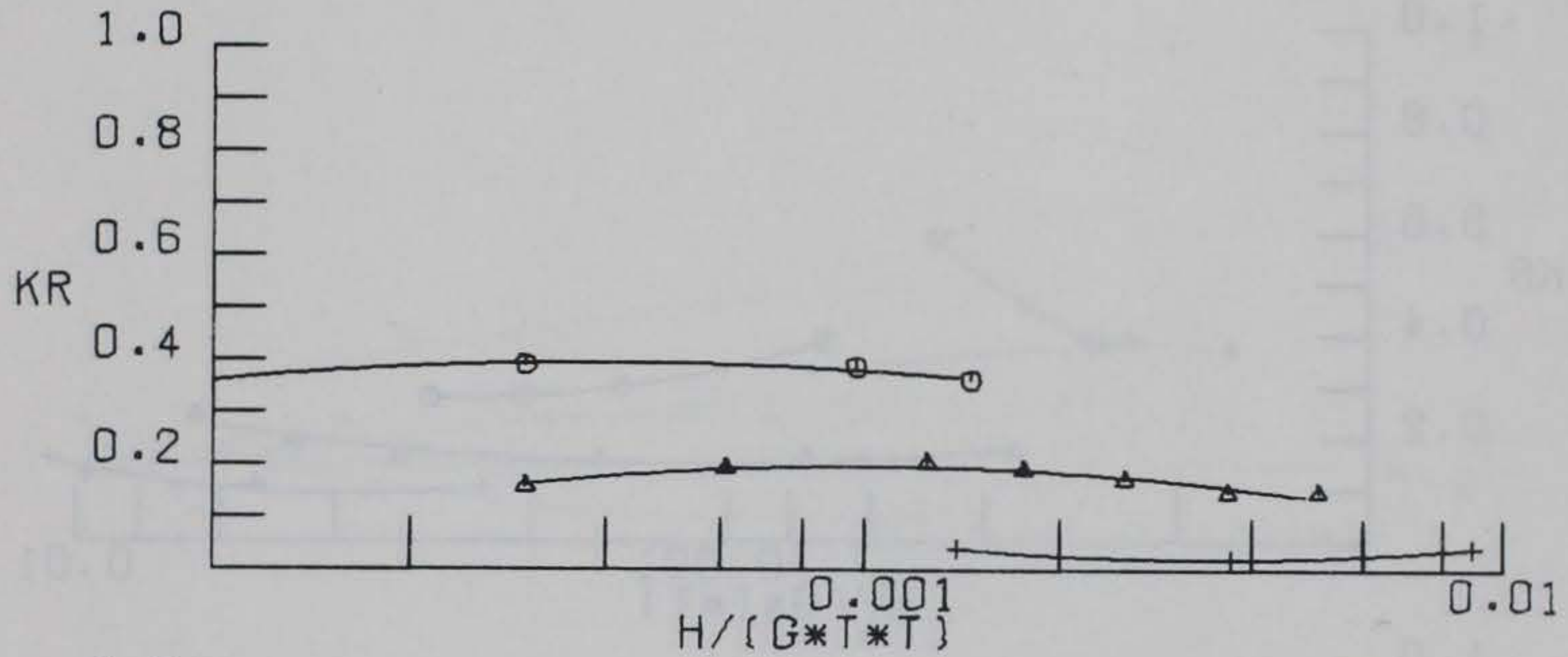
BREAKWATER 14

$D/(GT^2) = 0.016$



SYMBOL D/GT2

○ 0.0065  
△ 0.0161  
+ 0.0555



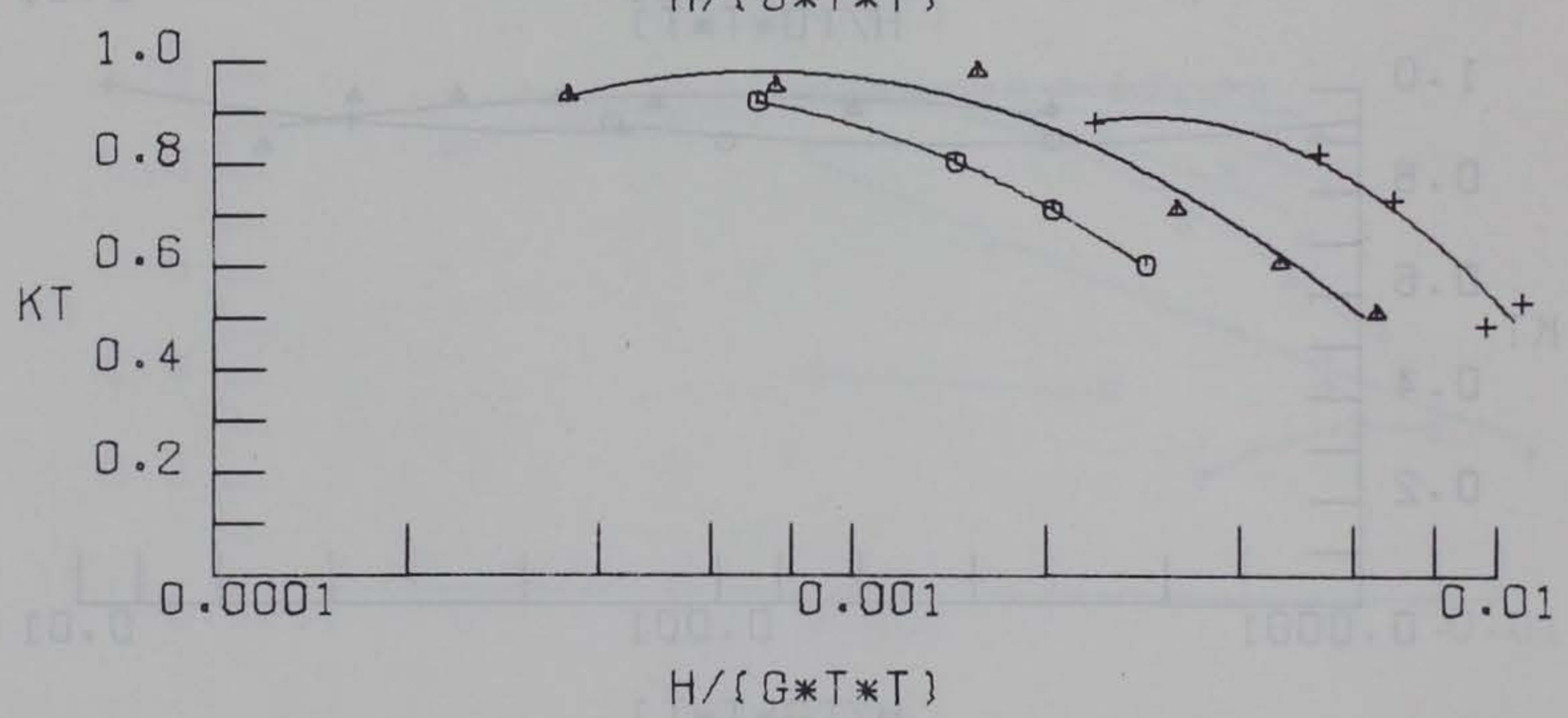
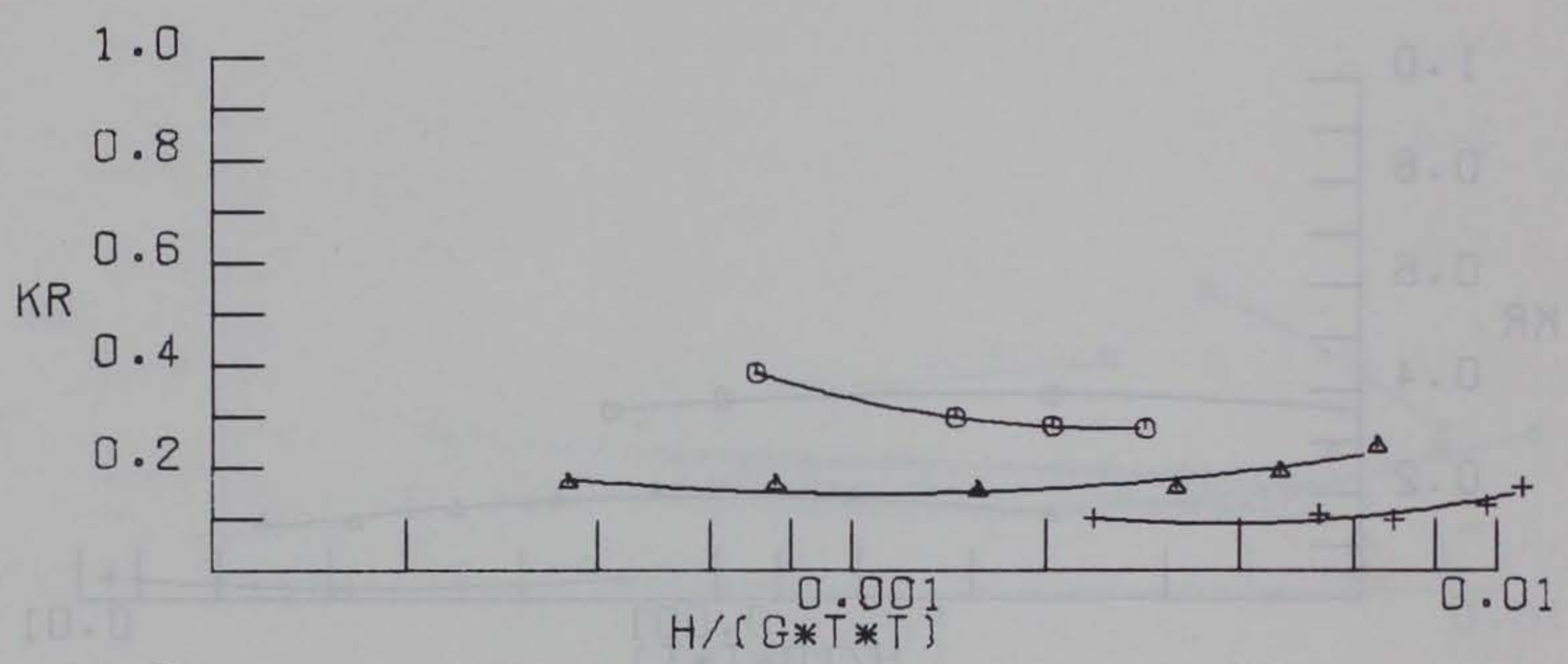
WAVE TRANSMISSION AND REFLECTION COEFFICIENTS

BREAKWATER 14 DS/HS= 1.82



STANDARD JOB NO. 2  
 2000.0  
 1010.0  
 2200.0

SYMBOL D/GT<sup>2</sup>  
 ○ 0.0065  
 ▲ 0.0161  
 + 0.0555



WAVE TRANSMISSION AND REFLECTION COEFFICIENTS  
 BREAKWATER 14 DS/HS= 1.36

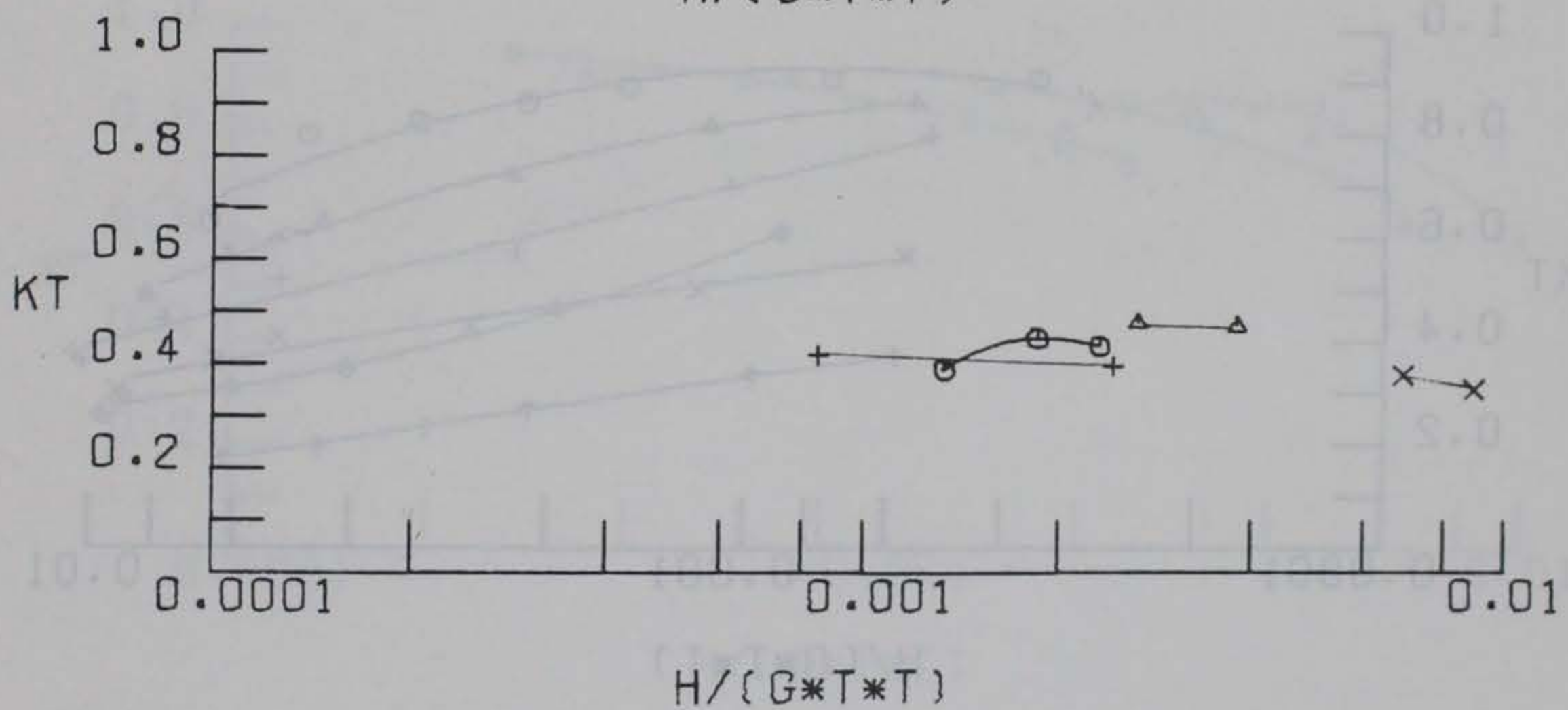
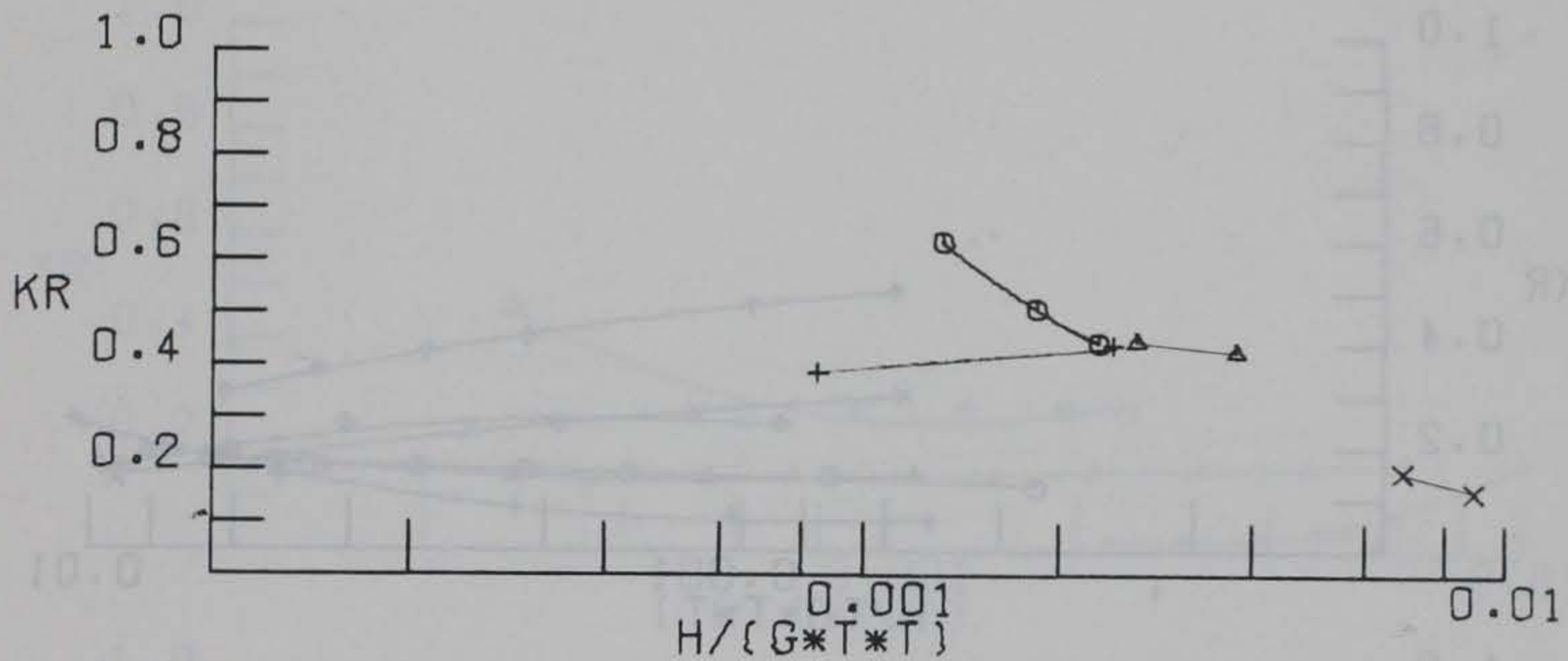


SYMBOL D/GT2

1.38  
1.51  
1.64  
1.80  
0.81  
0.78  
1.01

SYMBOL D/GT2

○ 0.0038  
△ 0.0094  
+ 0.0161  
x 0.0211

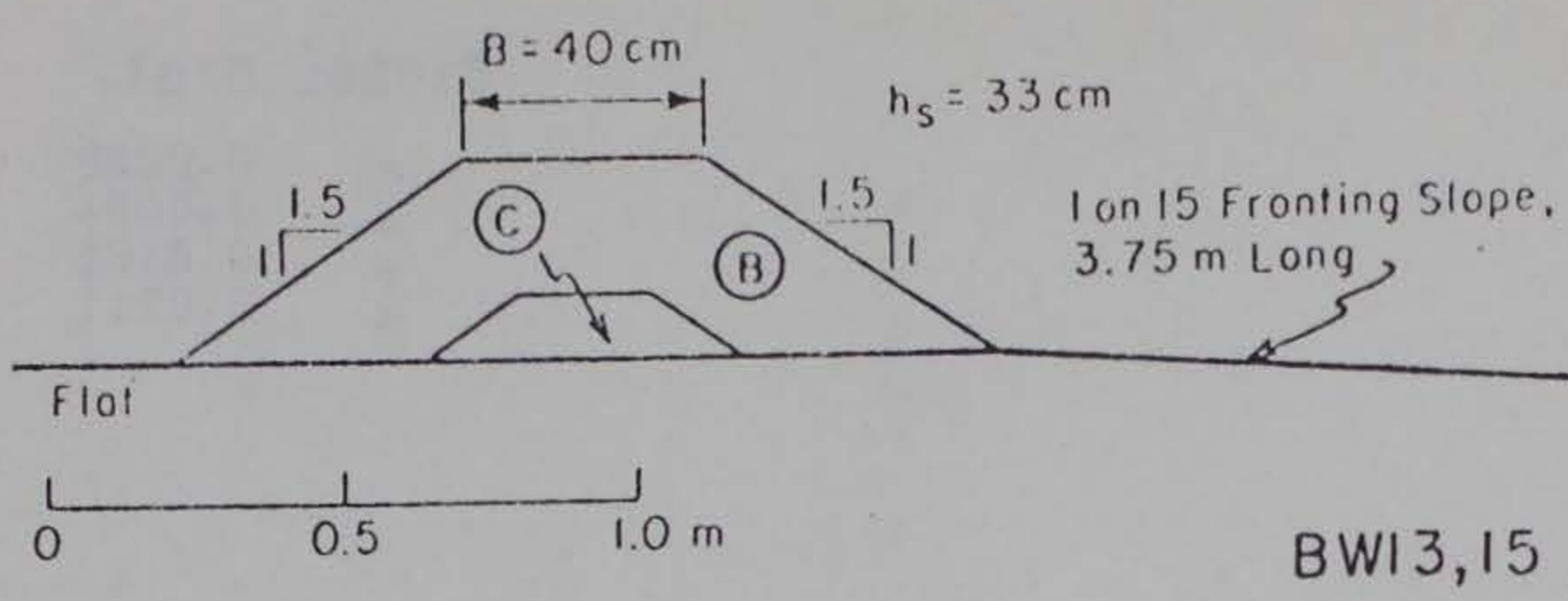


WAVE TRANSMISSION AND REFLECTION COEFFICIENTS

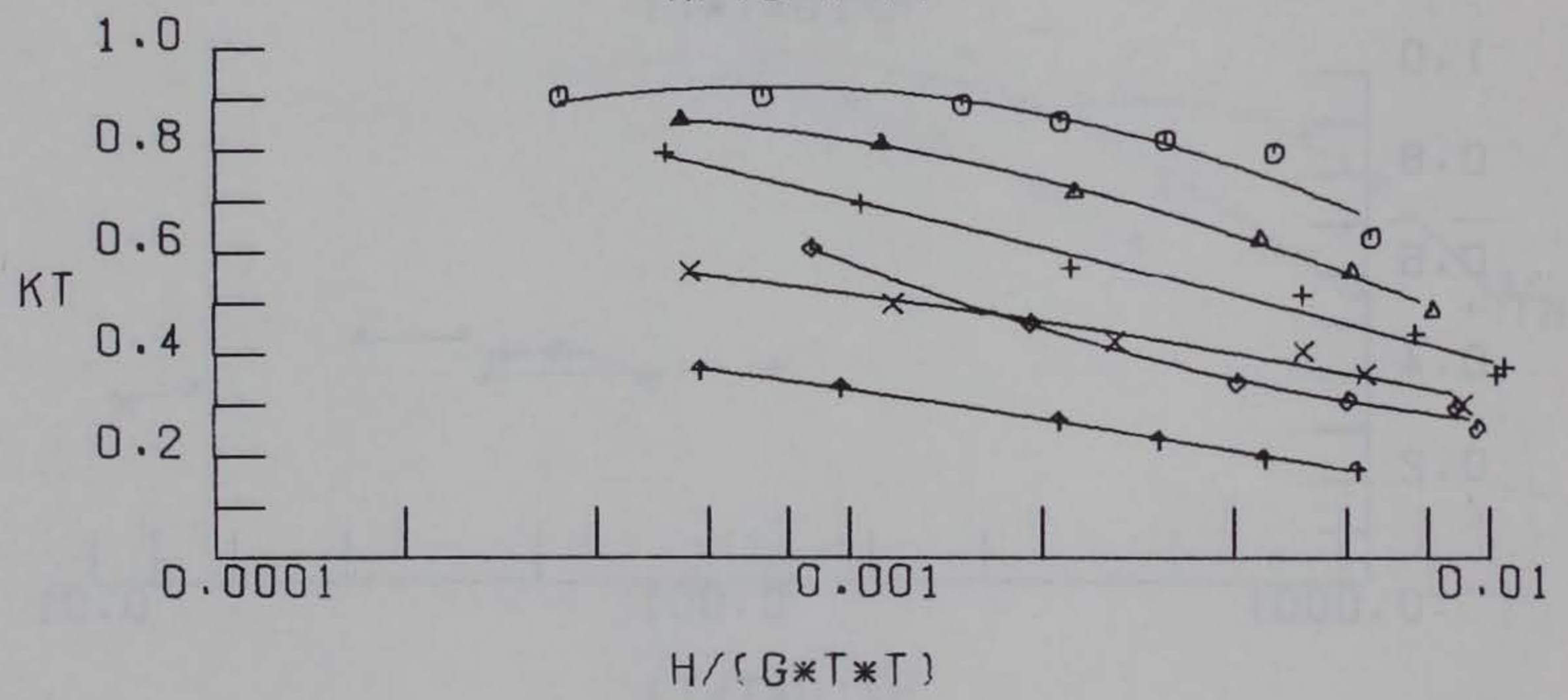
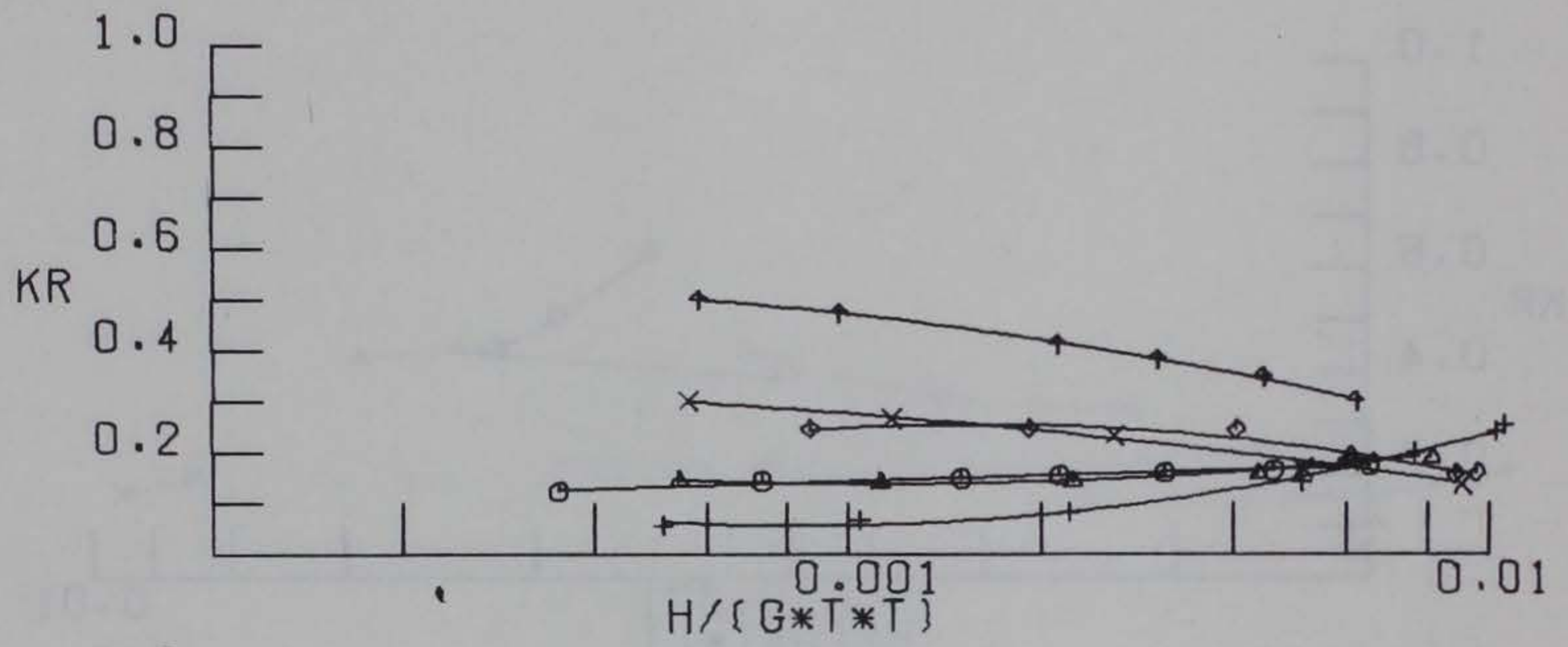
BREAKWATER 14

DS/HS= 1.06





SYMBOL	DS/HS
○	1.36
△	1.21
+	1.06
×	0.91
◇	0.76
†	0.61

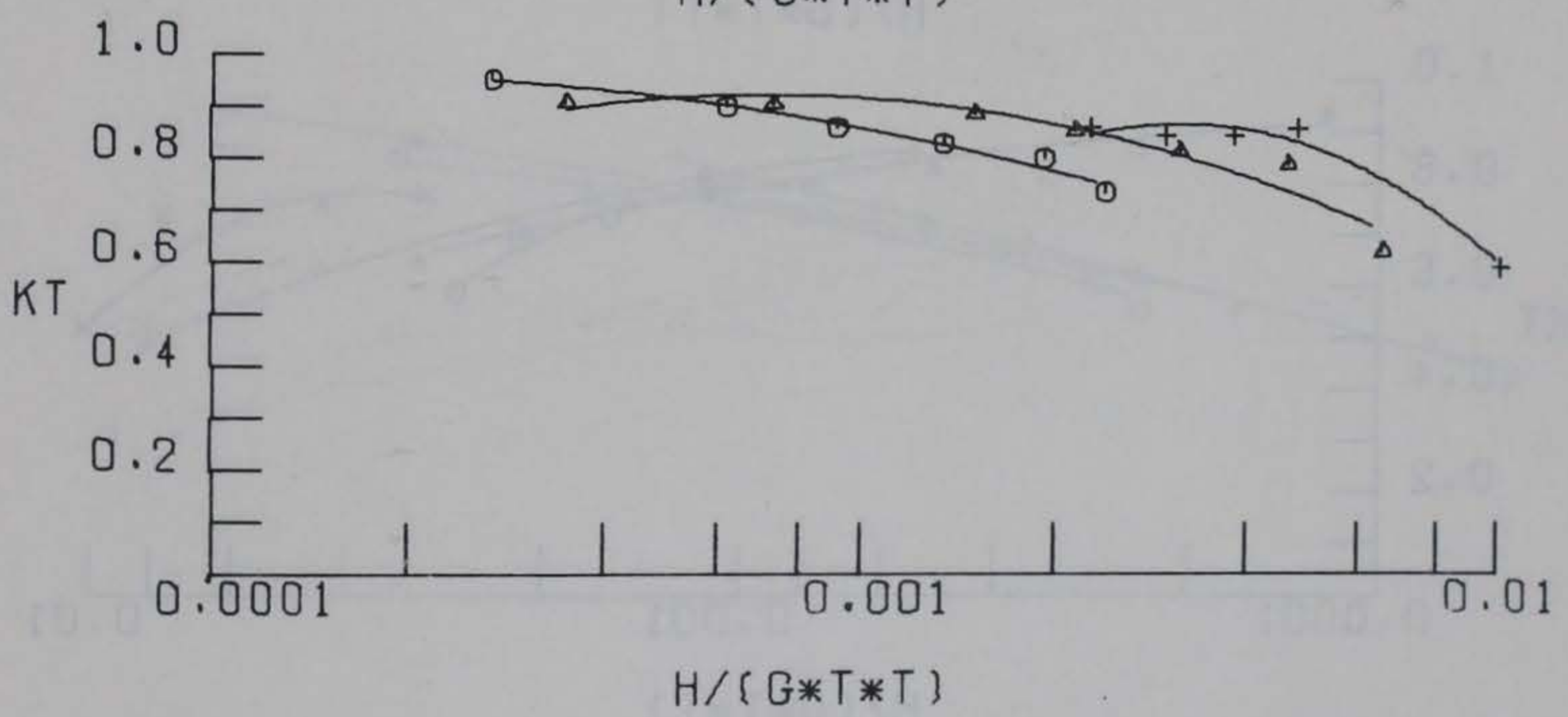
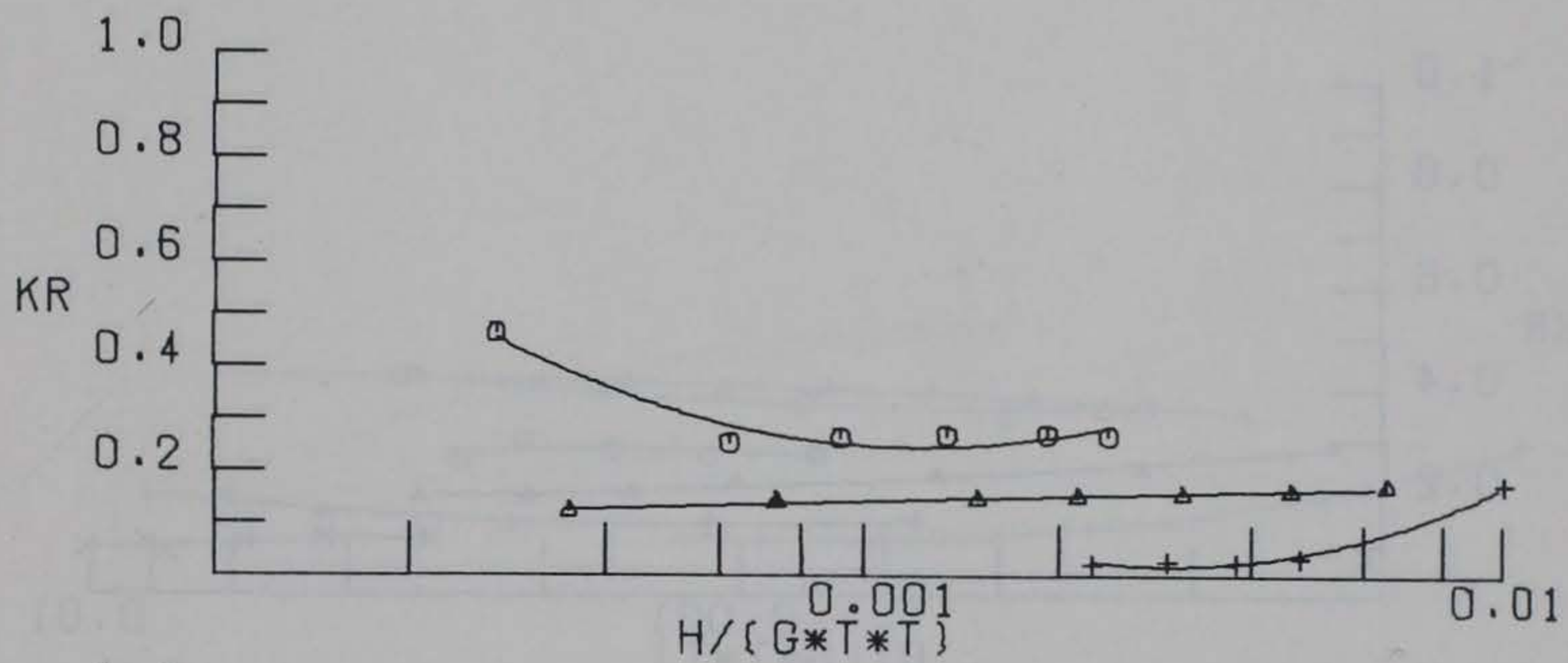


WAVE TRANSMISSION AND REFLECTION COEFFICIENTS  
BREAKWATER 15  $D / (GT^2) = 0.016$



SYMBOL D/GT<sup>2</sup>

○ 0.0059  
 ▲ 0.0161  
 + 0.0555



WAVE TRANSMISSION AND REFLECTION COEFFICIENTS

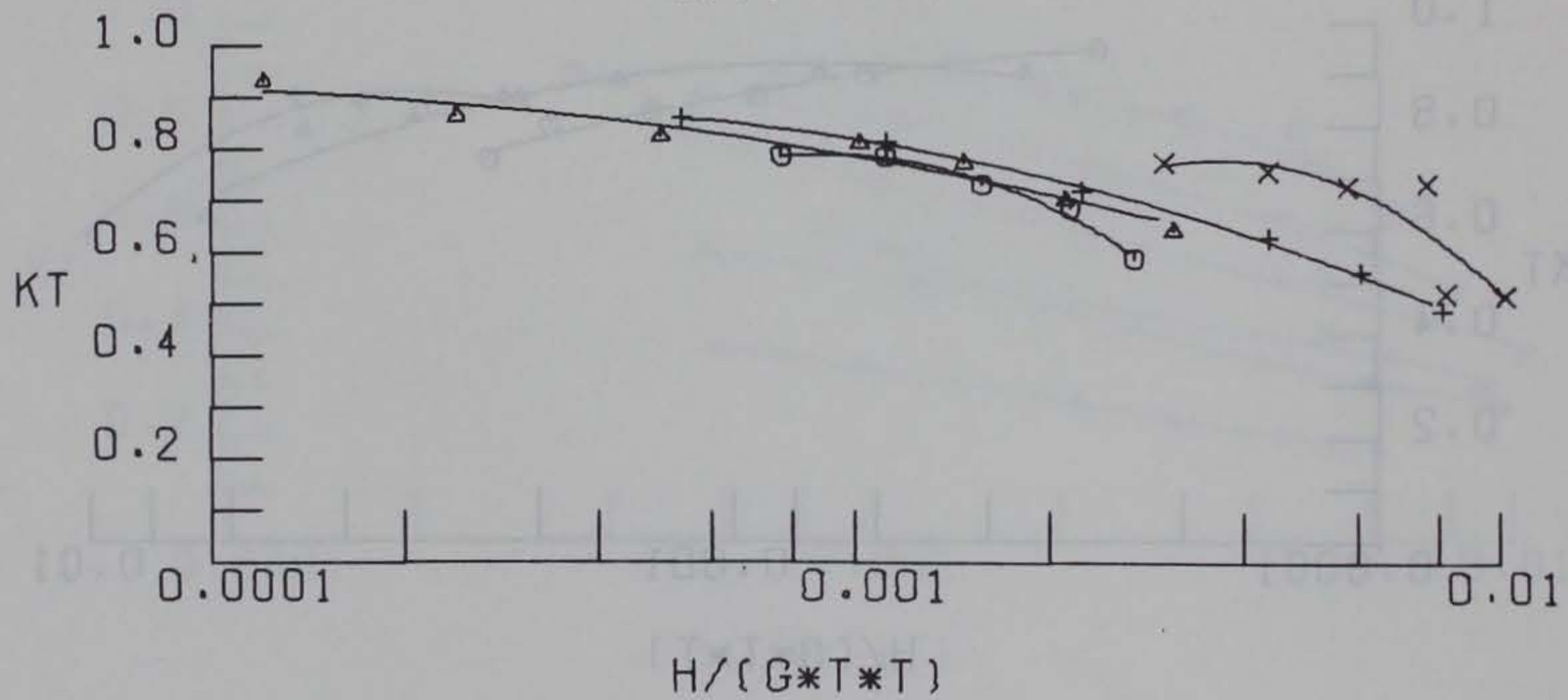
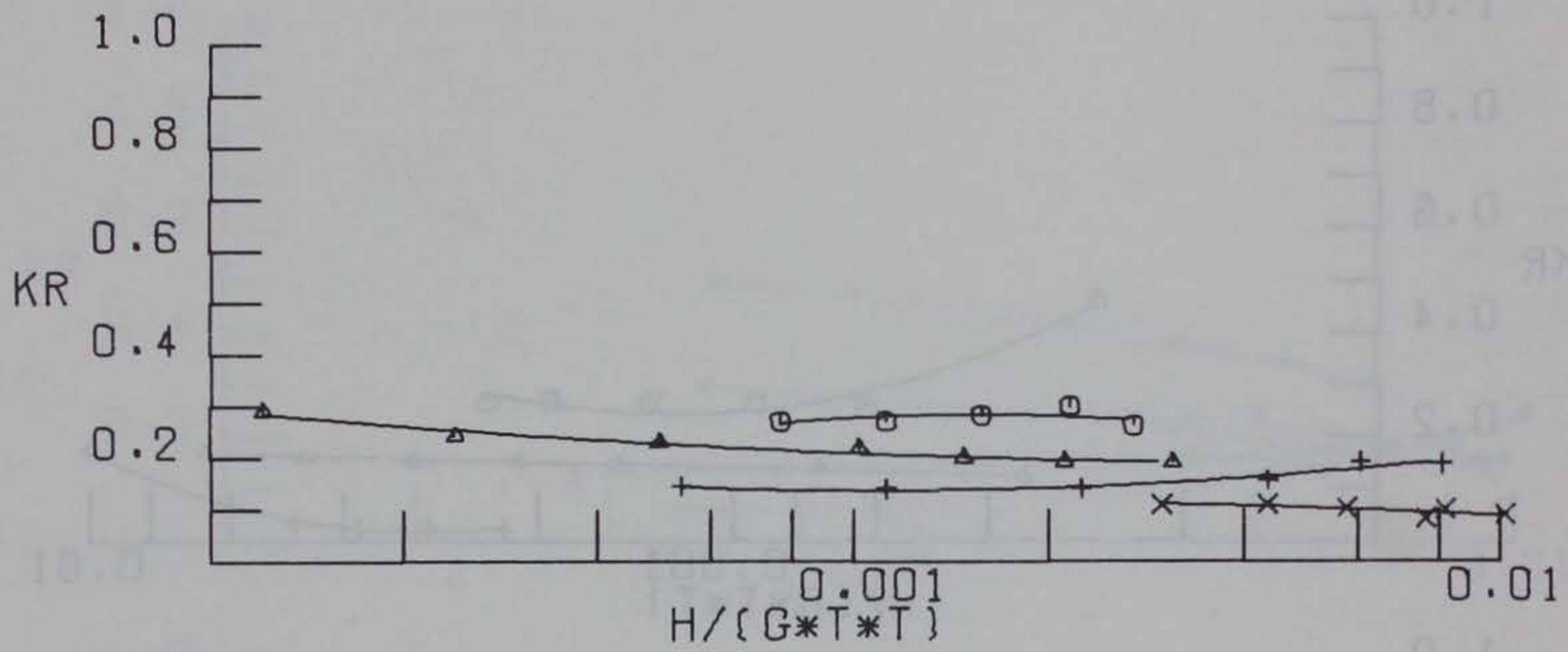
BREAKWATER 15 DS/HS= 1.36



ST010 J00NY2

8200.0  
1810.0  
2220.0

SYMBOL	D/GT <sup>2</sup>
○	0.0052
△	0.0065
+	0.0161
x	0.0552



WAVE TRANSMISSION AND REFLECTION COEFFICIENTS

BREAKWATER 15 DS/HS= 1.21

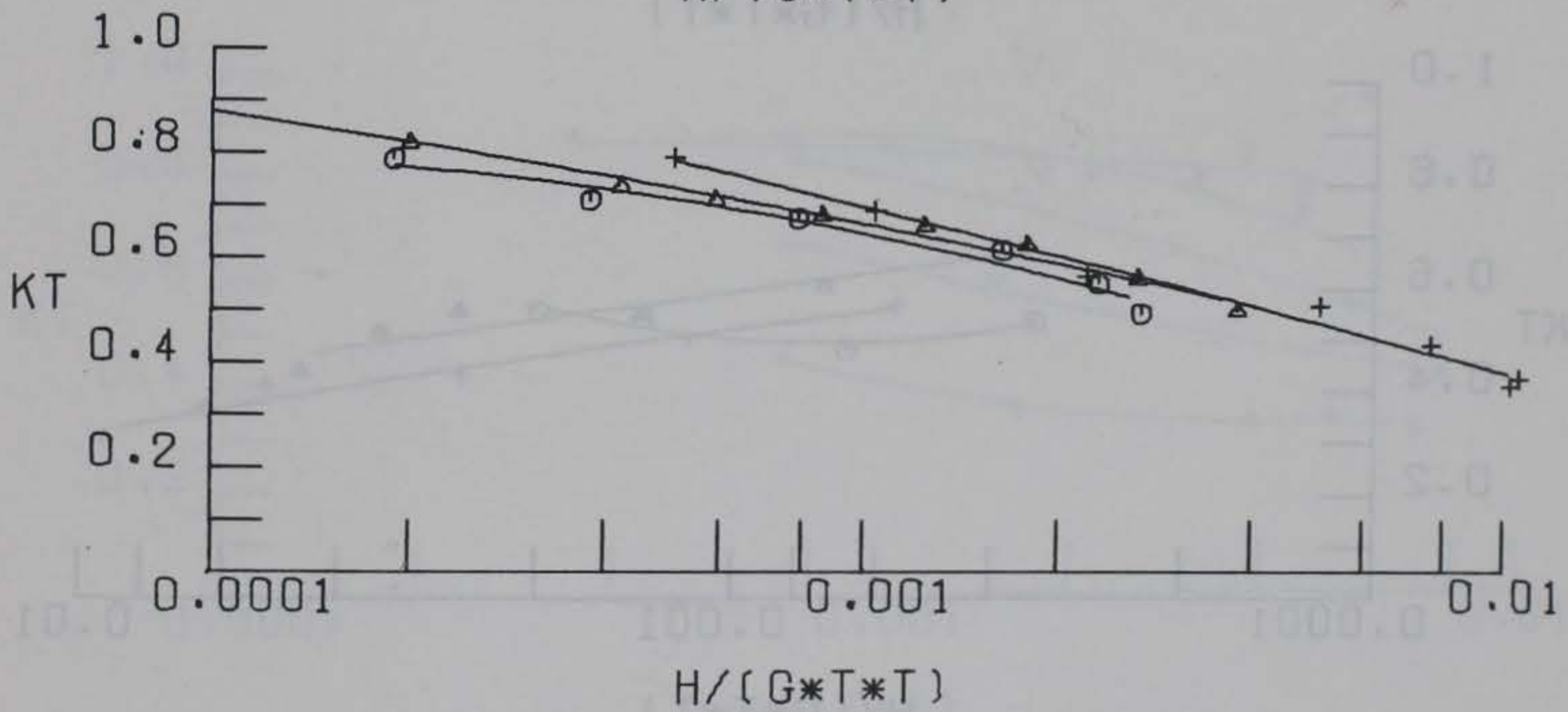
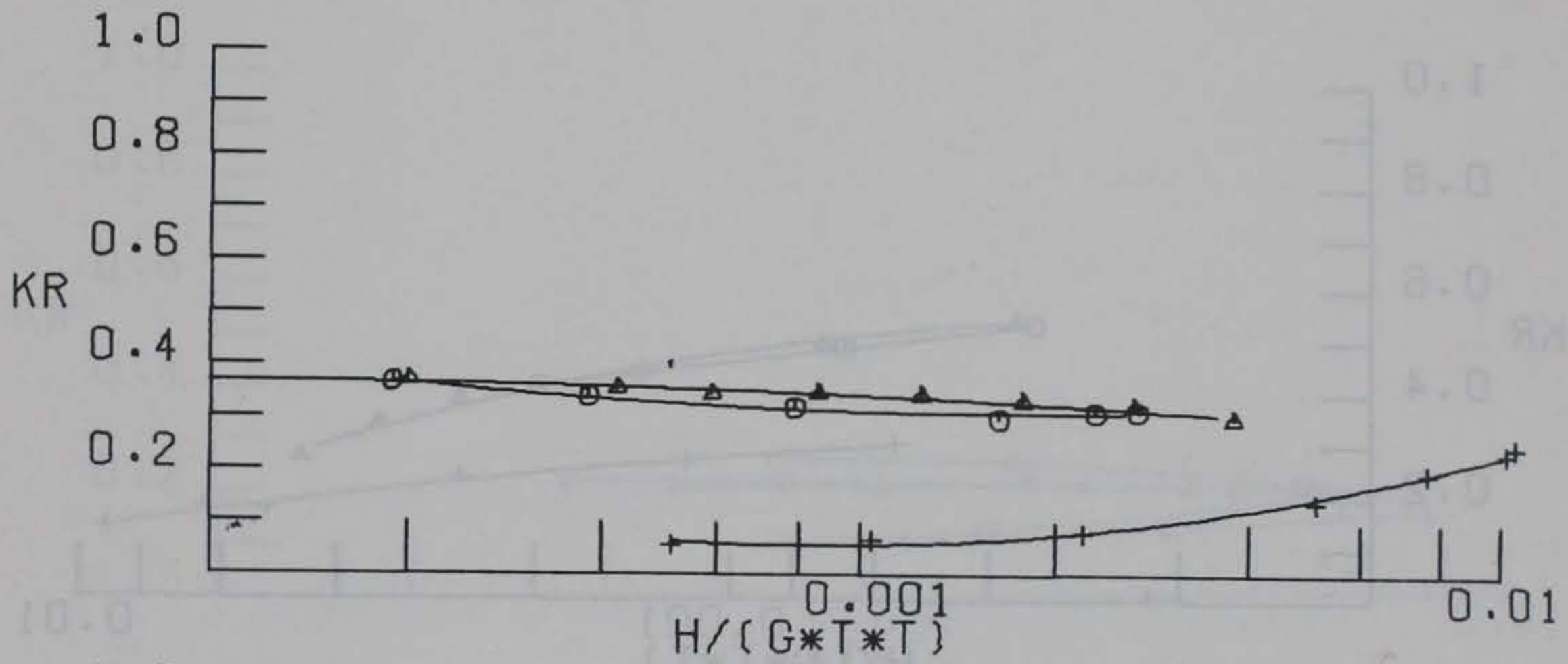


STOVD JOBHYB

0.0000  
0.0000  
0.0100

SYMBOL D/GT2

○	0.0046
△	0.0065
+	0.0161



### WAVE TRANSMISSION AND REFLECTION COEFFICIENTS

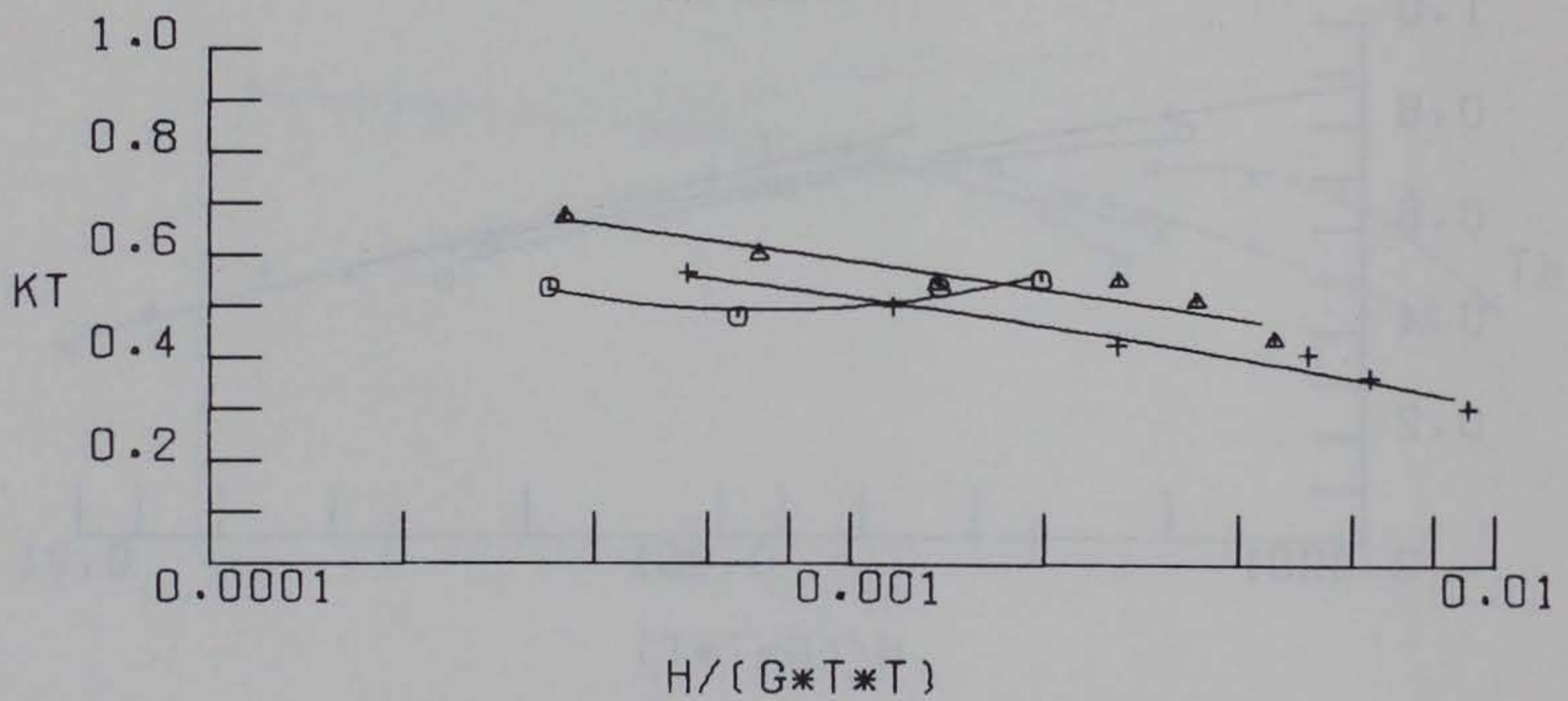

BREAKWATER 15

DS/HS= 1.06



SYMBOL D/GT2

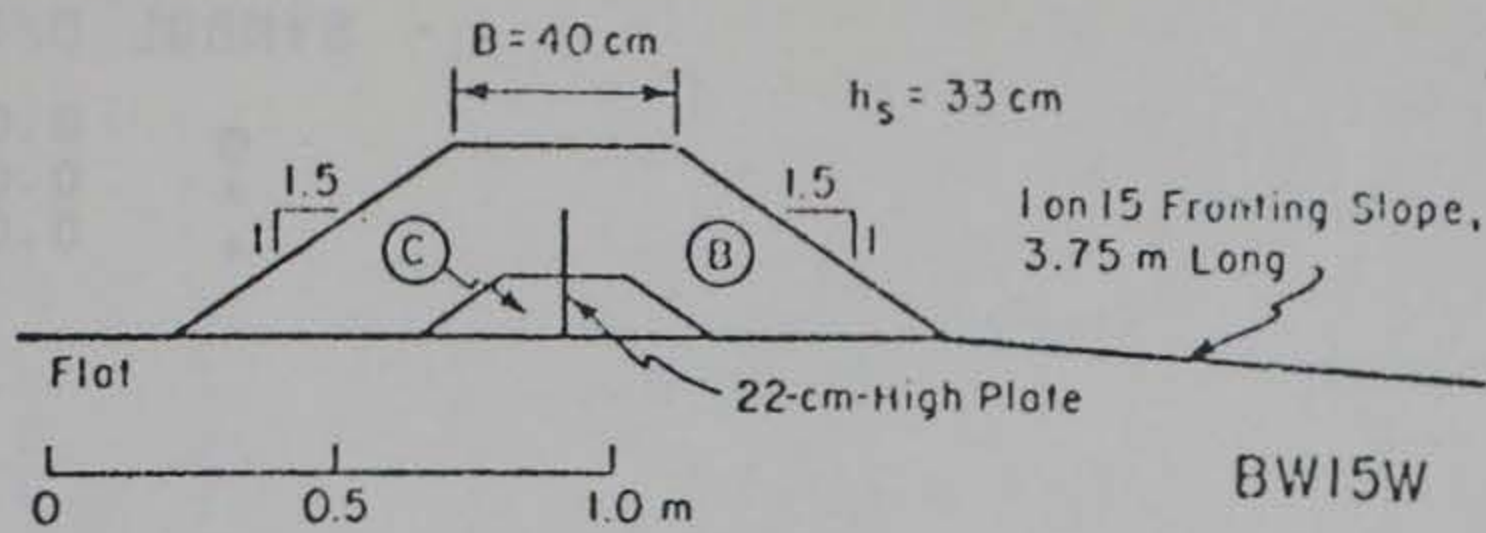
○ 0.0039  
 ▲ 0.0065  
 + 0.0161



WAVE TRANSMISSION AND REFLECTION COEFFICIENTS

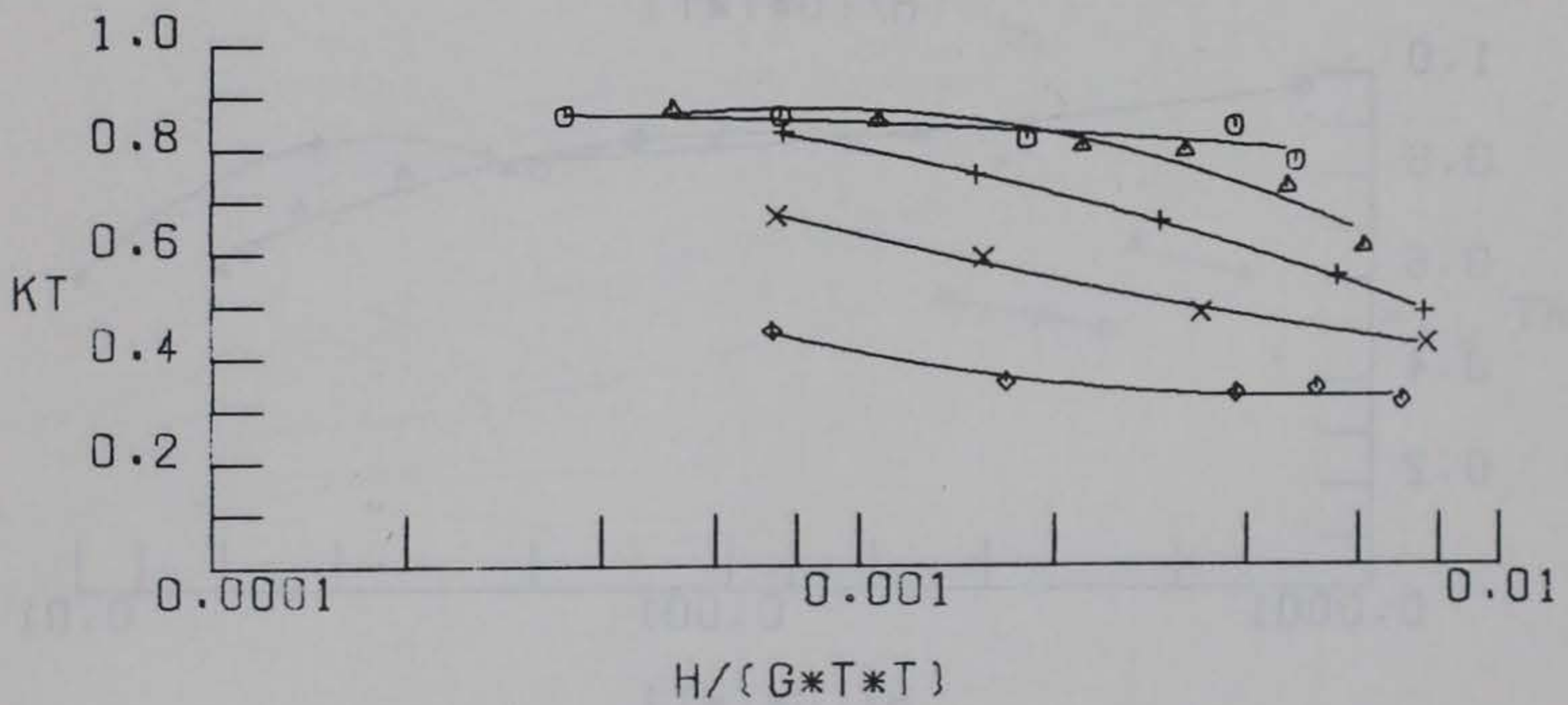
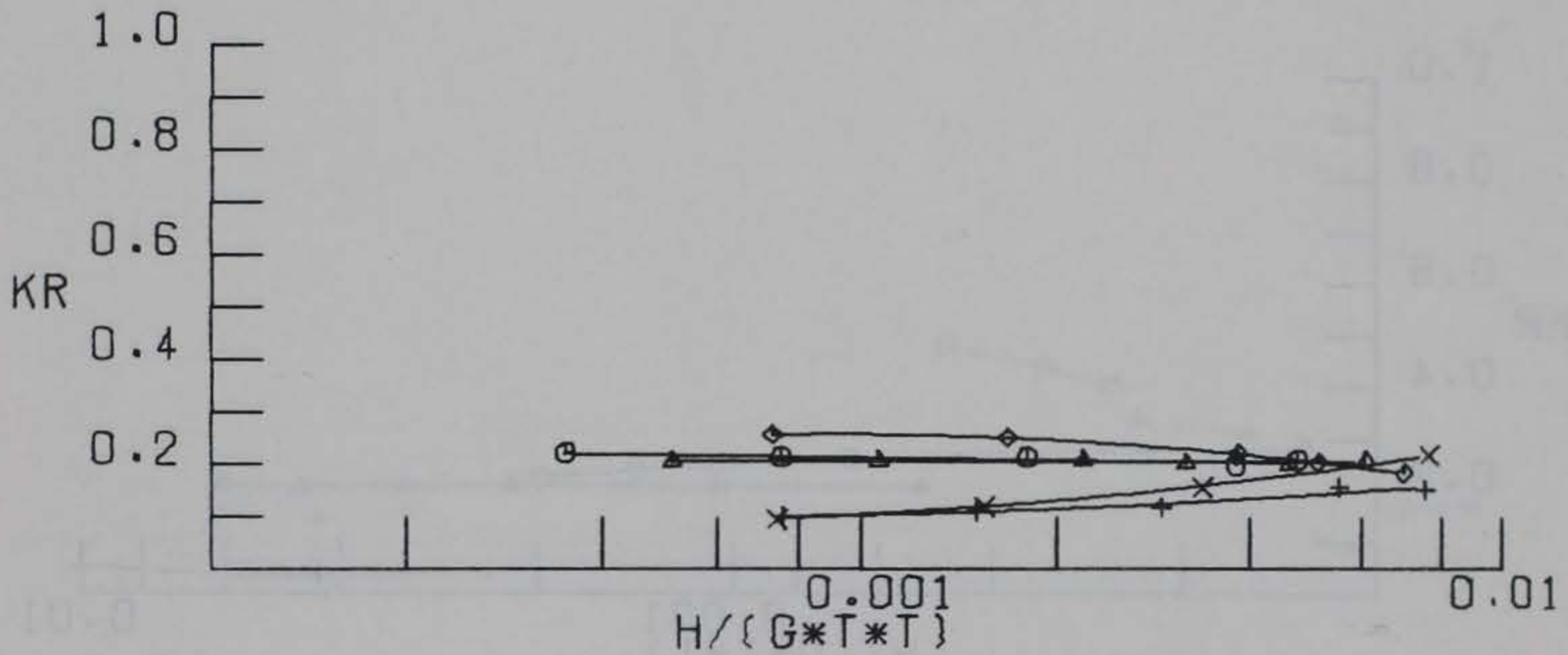
BREAKWATER 15 DS/HS= 0.91





SYMBOL DS/HS

○	1.52
△	1.36
+	1.21
×	1.06
◇	0.91



WAVE TRANSMISSION AND REFLECTION COEFFICIENTS

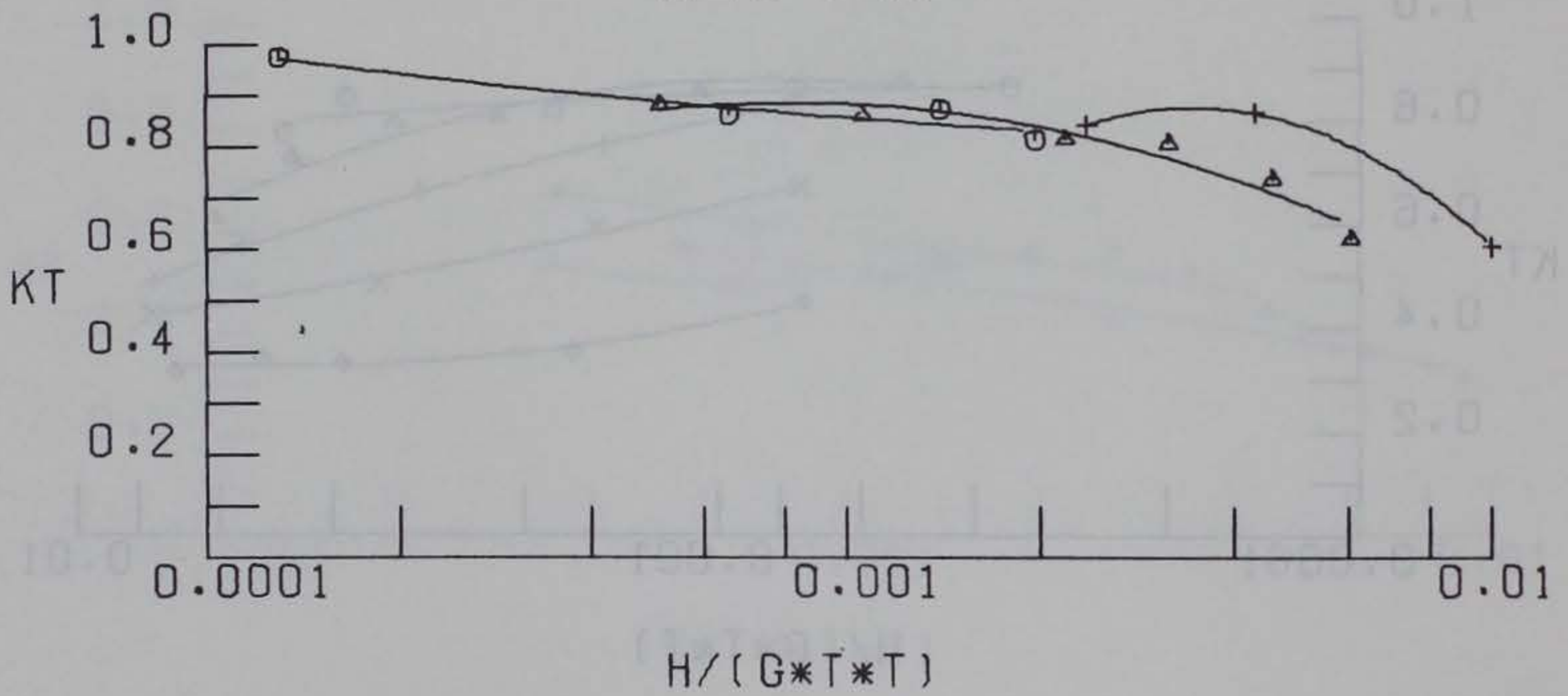
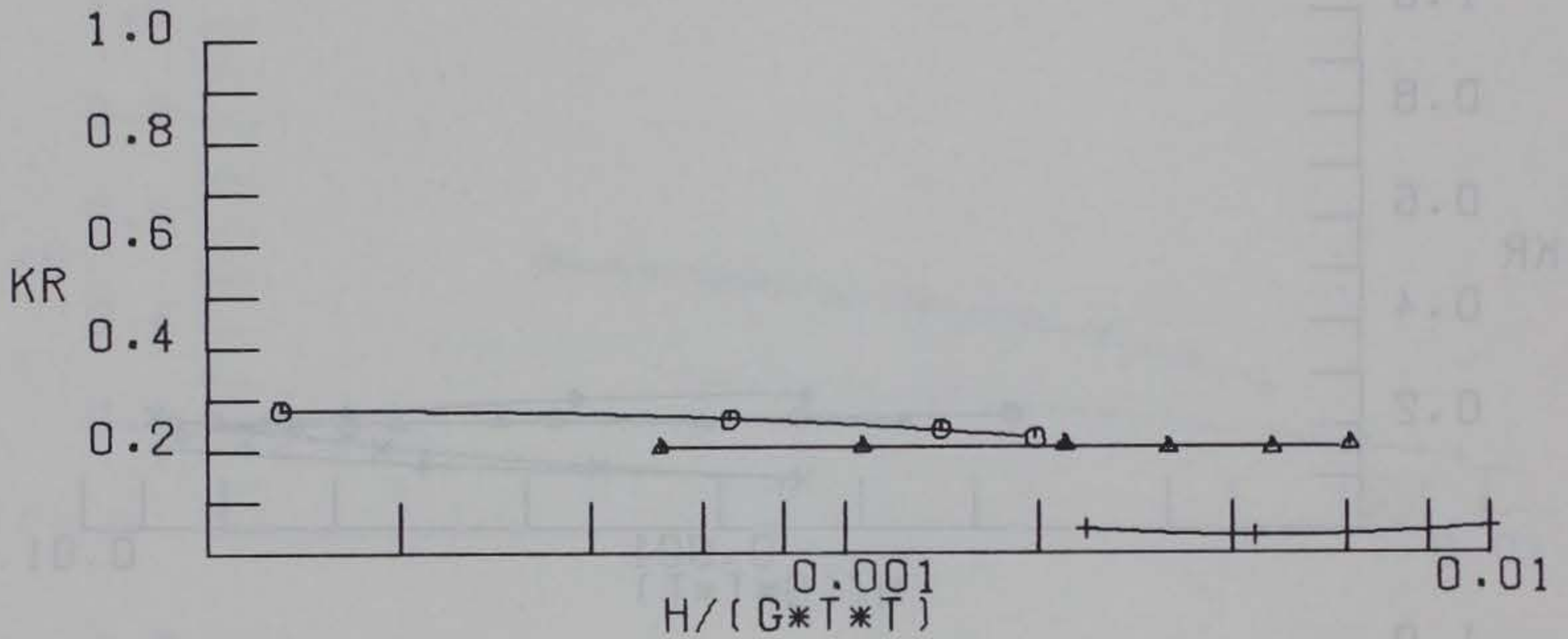
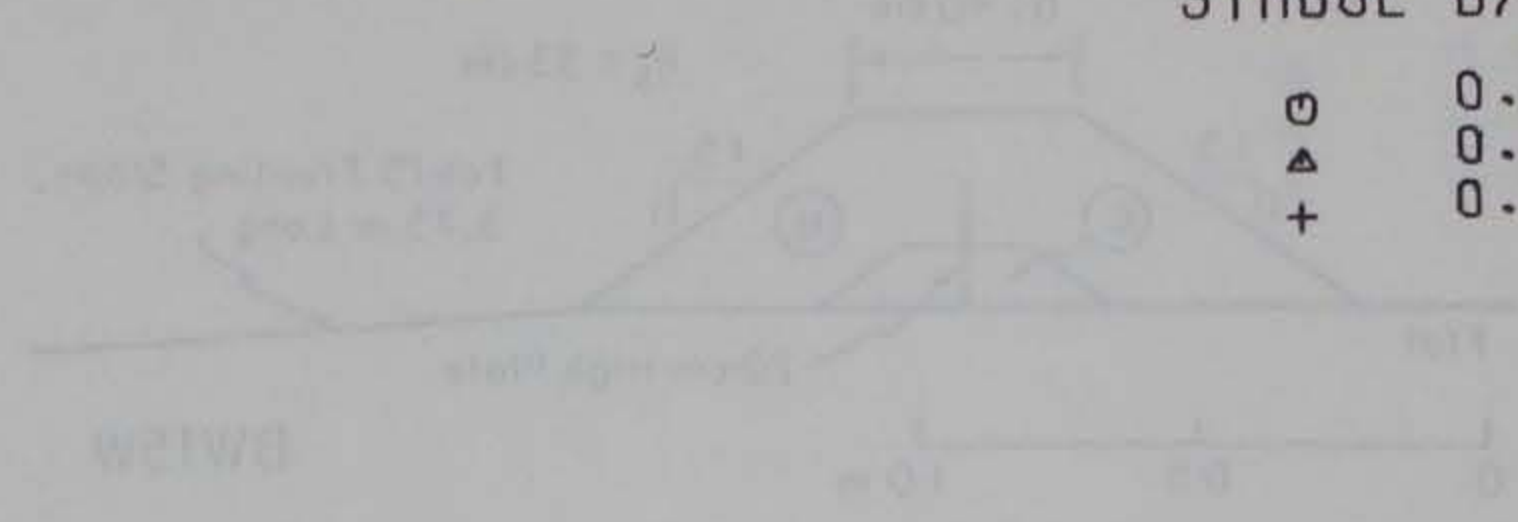
BREAKWATER 15W  $D/(GT^2) = 0.016$



SYMBOL D/GT2

0  
4  
4  
4  
0

SYMBOL D/GT2  
 O 0.0065  
 Δ 0.0161  
 + 0.0555



WAVE TRANSMISSION AND REFLECTION COEFFICIENTS

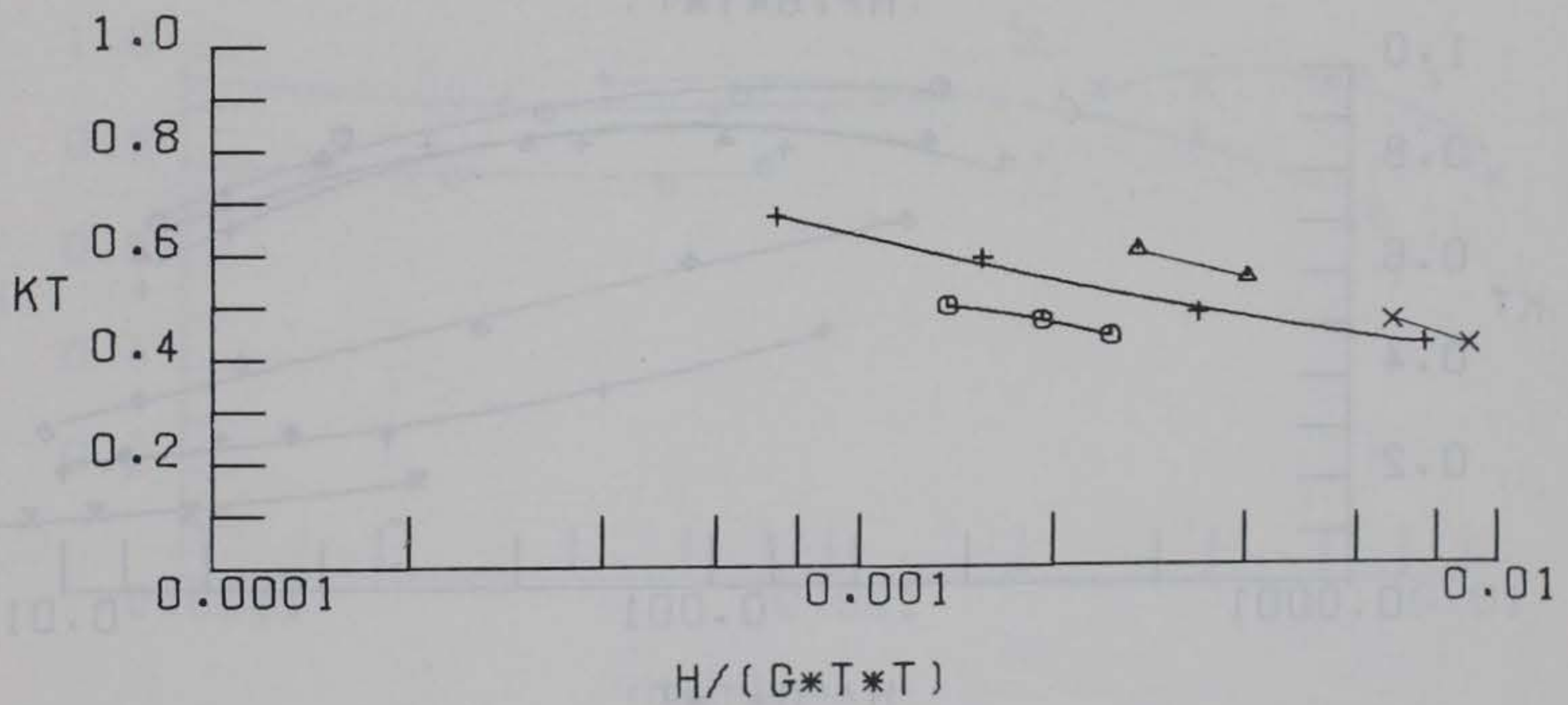
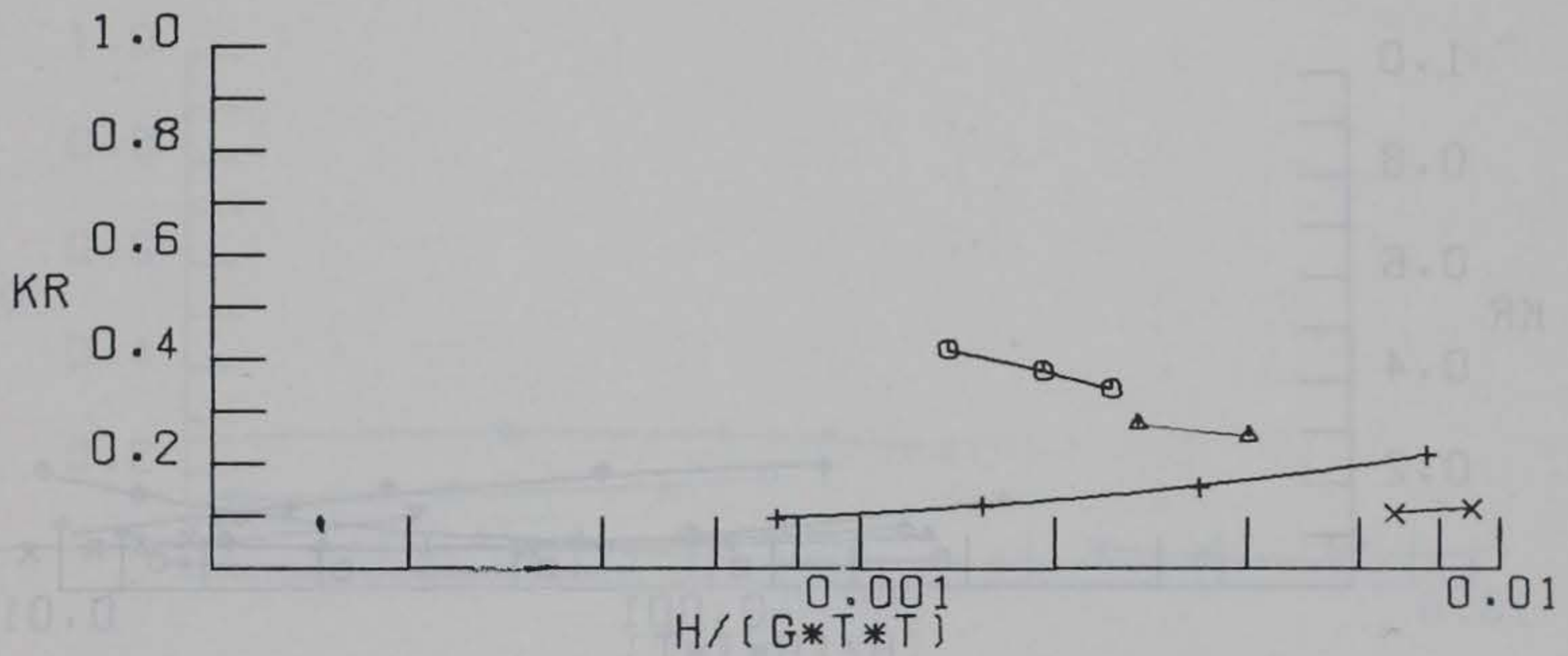
BREAKWATER 15W

DS/HS = 1.36



SYMBOL D/GT2

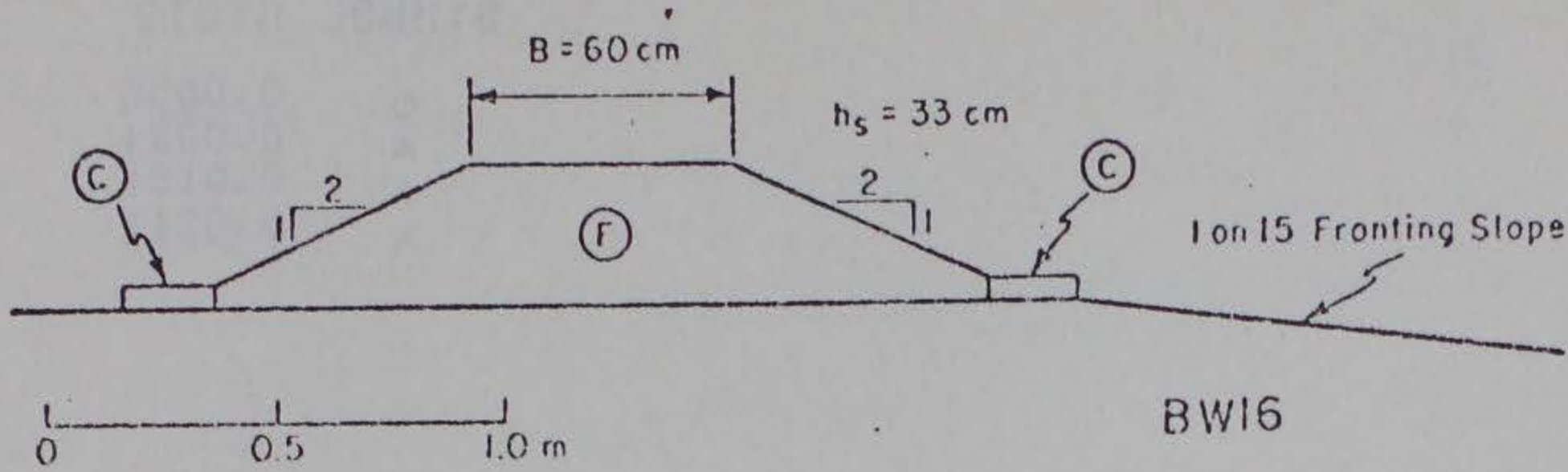
○	0.0038
△	0.0094
+	0.0161
×	0.0211



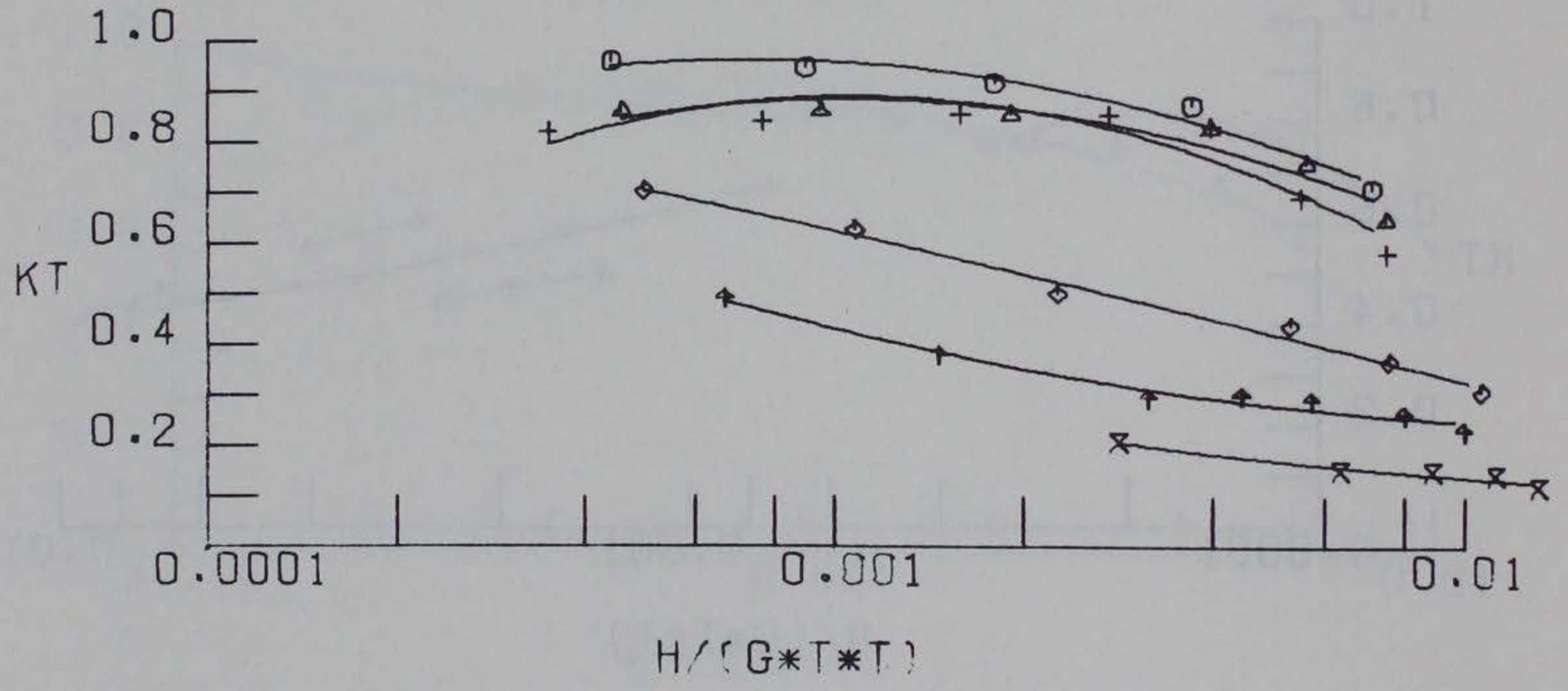
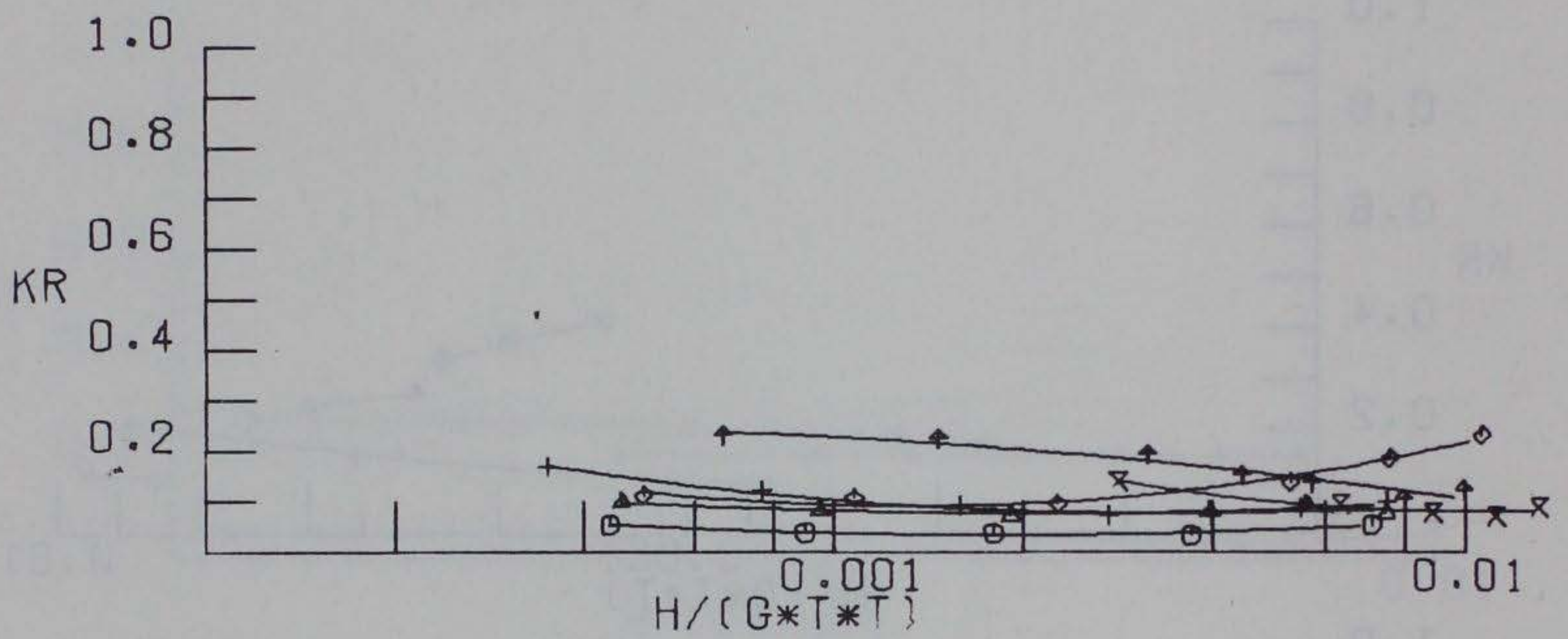
WAVE TRANSMISSION AND REFLECTION COEFFICIENTS

BREAKWATER 15W DS/HS= 1.06





SYMBOL	D <sub>s</sub> /H <sub>s</sub>
○	1.82
△	1.67
+	1.52
×	1.36
◇	1.06
↑	0.91
×	0.76
Z	0.61



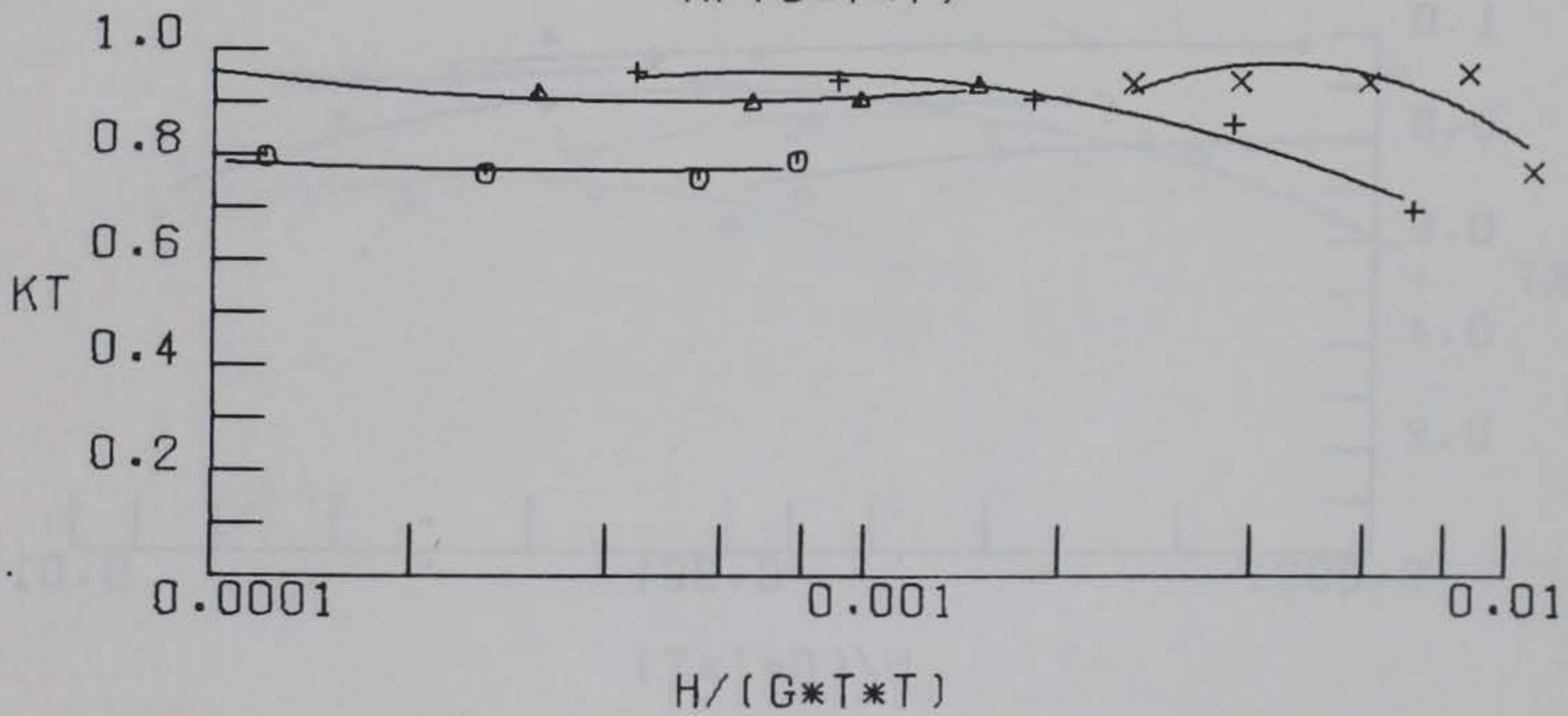
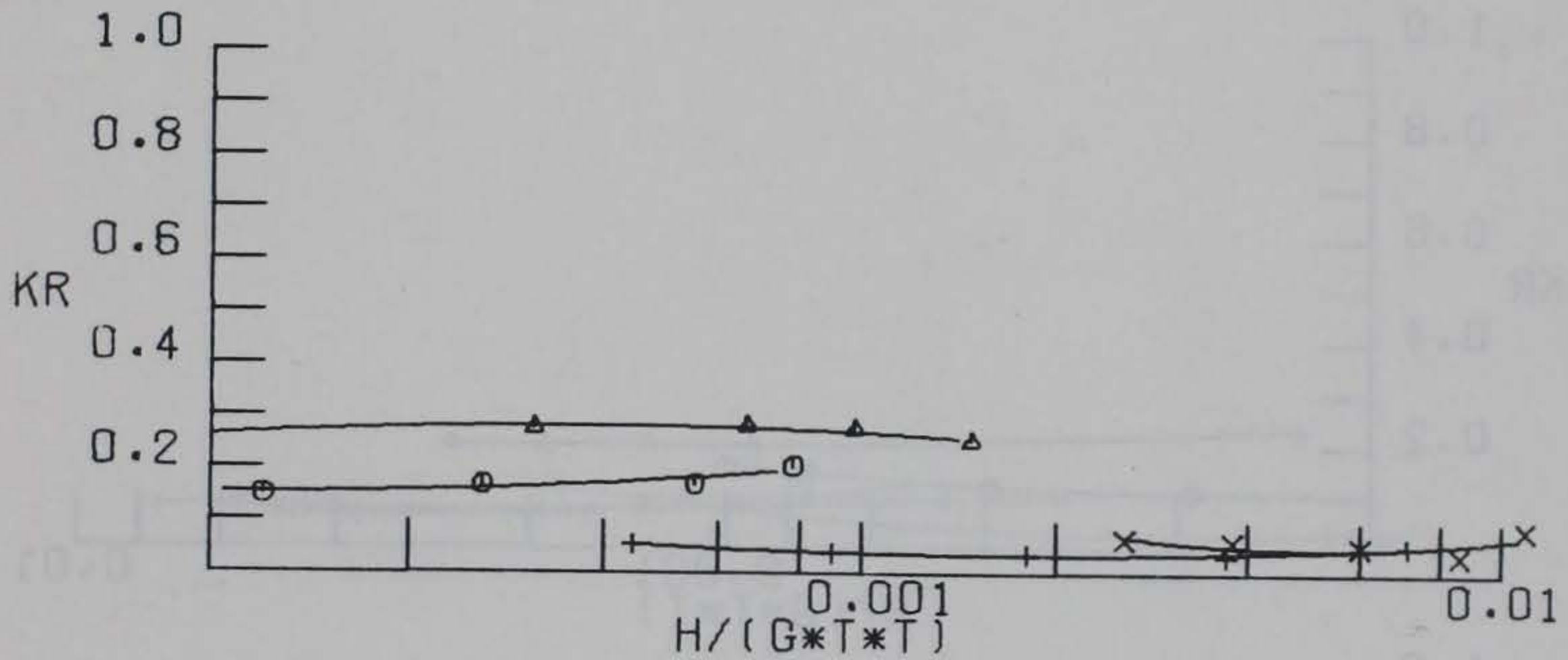
WAVE TRANSMISSION AND REFLECTION COEFFICIENTS

BREAKWATER 16  $D/(GT^2) = 0.016$



SYMBOL D/GT2

O 0.0026  
 Δ 0.0065  
 + 0.0161  
 X 0.0555



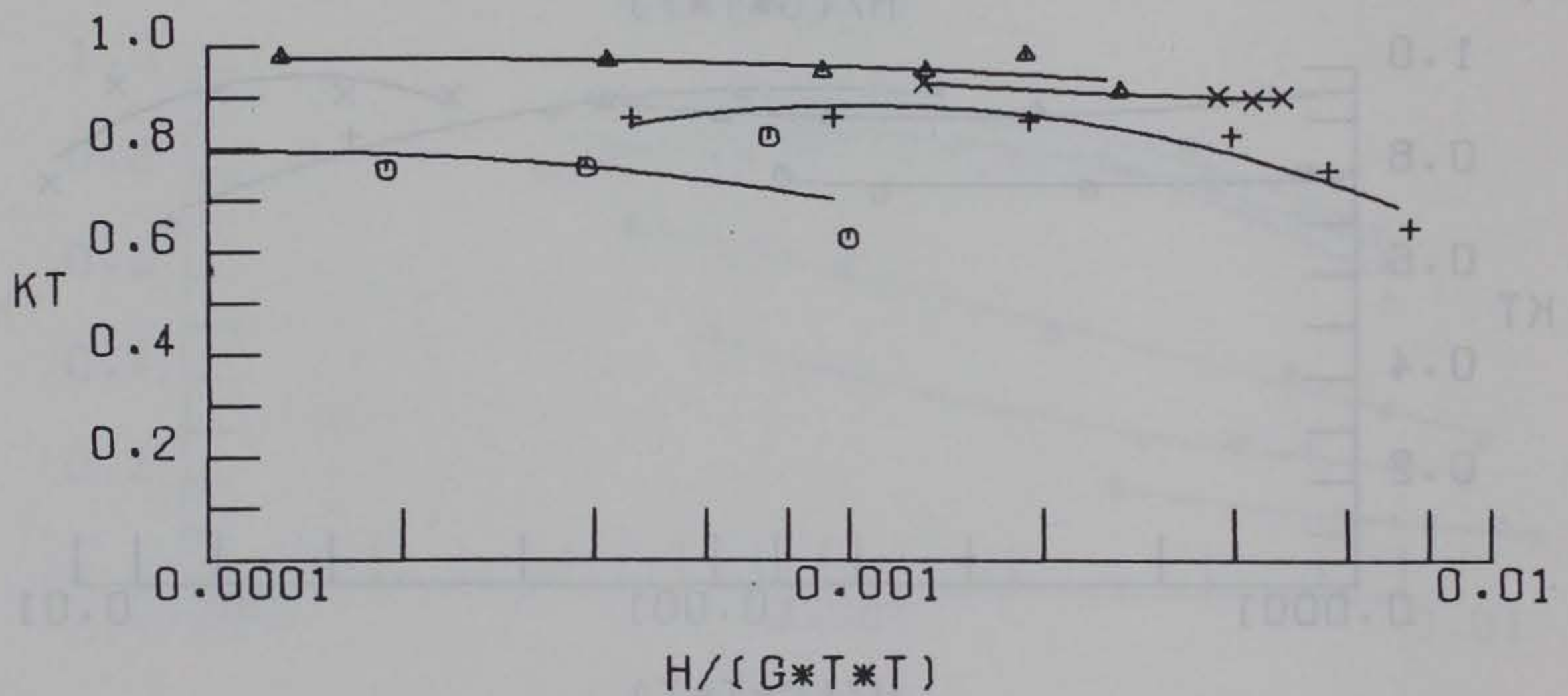
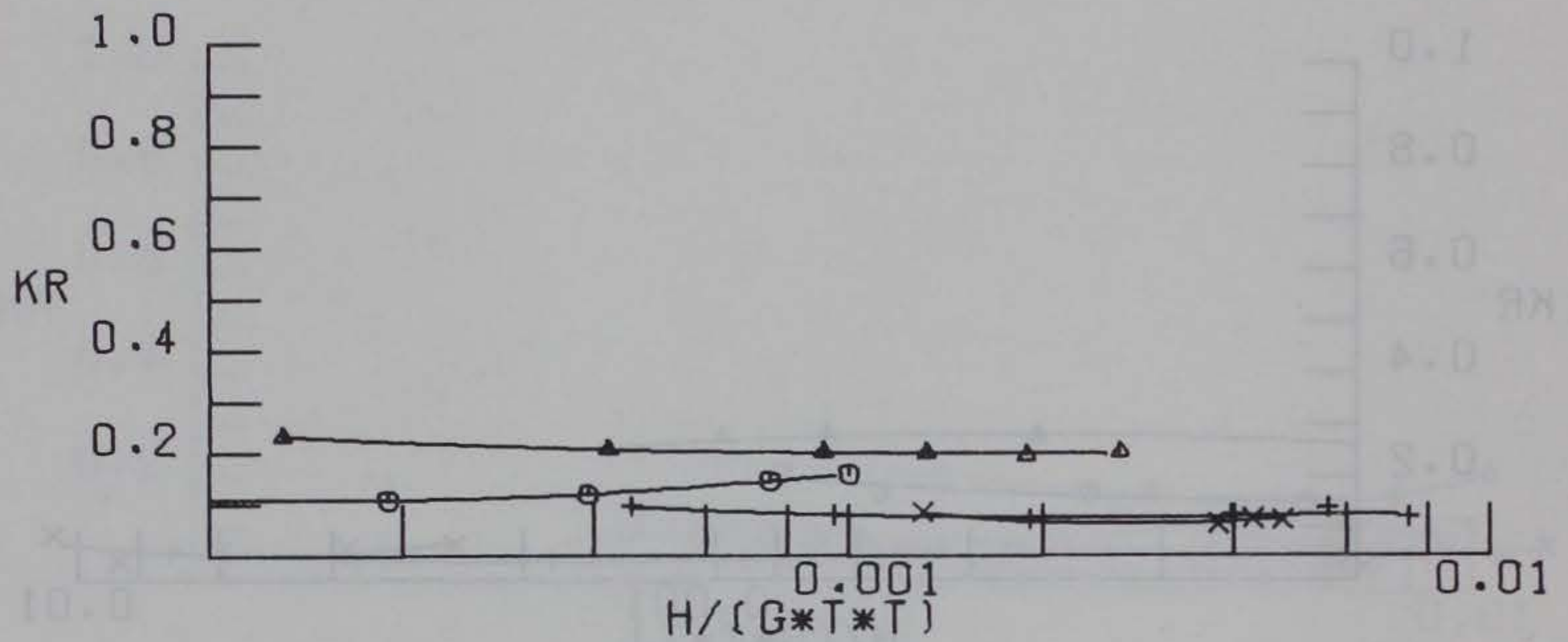
WAVE TRANSMISSION AND REFLECTION COEFFICIENTS

BREAKWATER 16 DS/HS= 1.82



SYMBOL D/GT2  
 0.0026  
 0.0065  
 0.0160  
 0.0550

SYMBOL	D/GT2
⊖	0.0026
▲	0.0065
+	0.0160
X	0.0550



WAVE TRANSMISSION AND REFLECTION COEFFICIENTS

BREAKWATER 16 DS/HS= 1.67

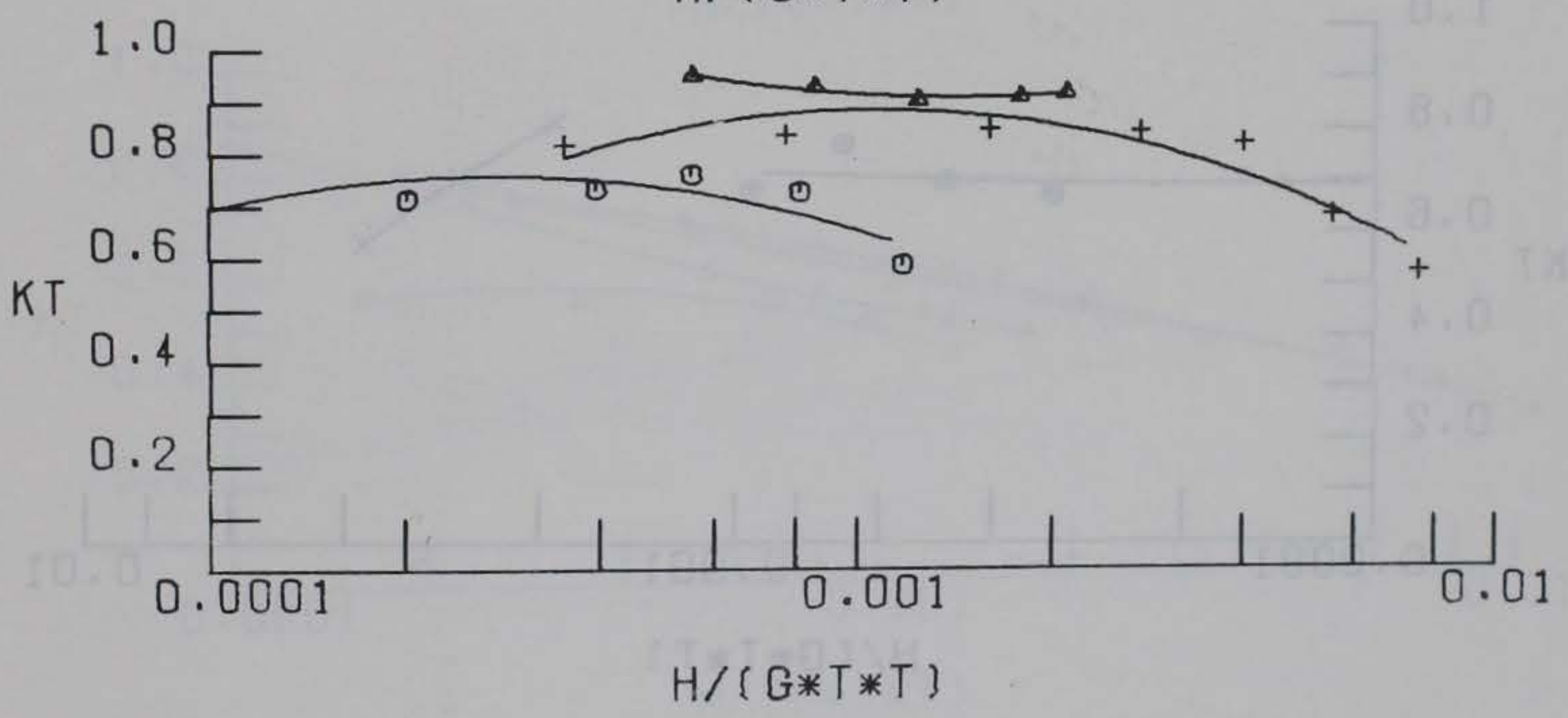
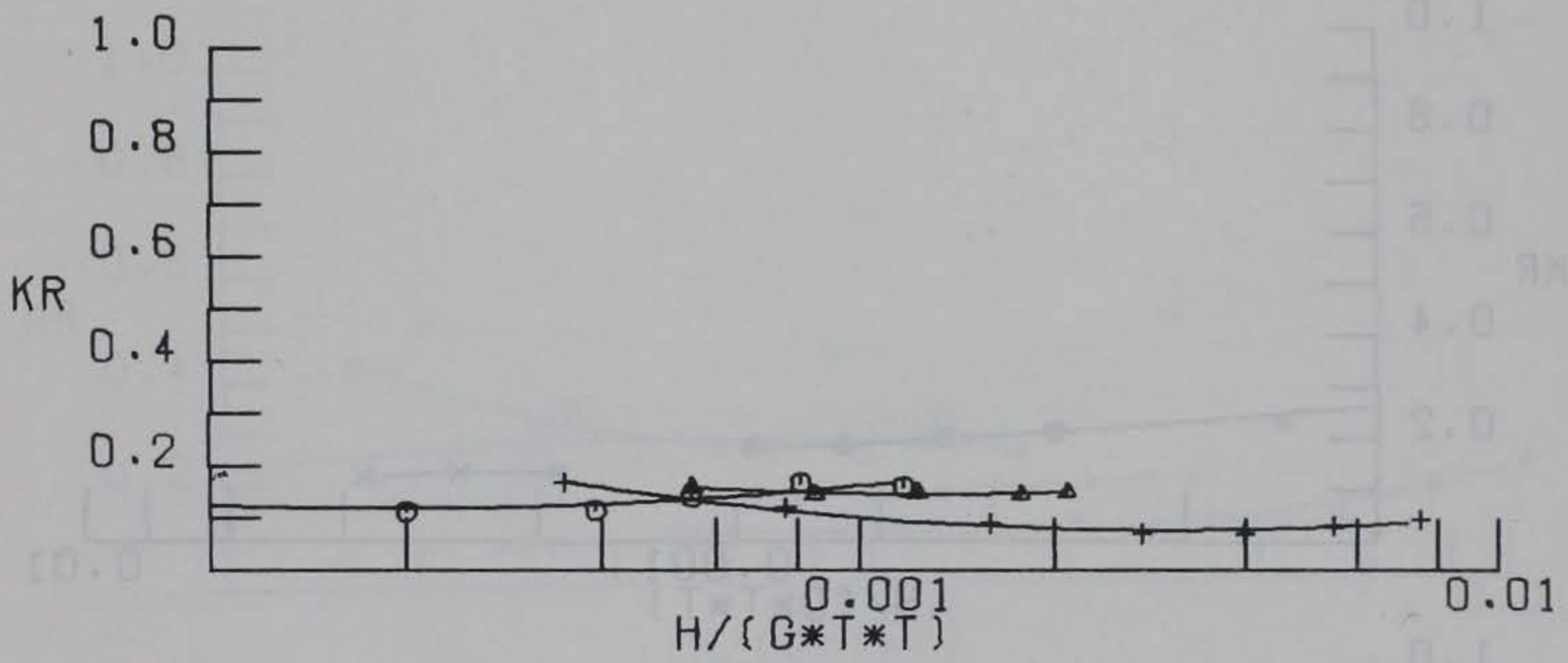


ST0\0 J08NY2

1500.0  
3500.0  
1500.0  
2000.0

SYMBOL D/GT2

○ 0.0025  
△ 0.0065  
+ 0.0161



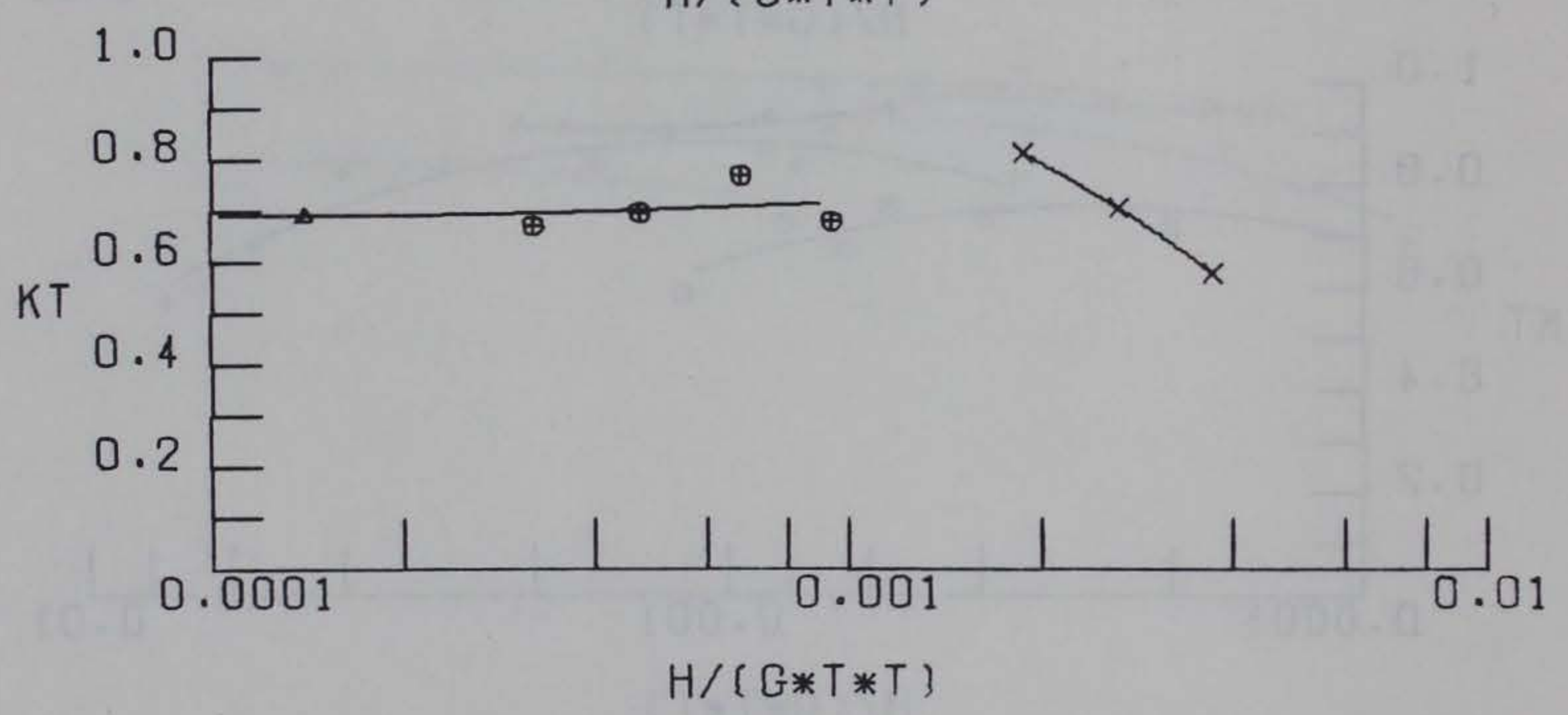
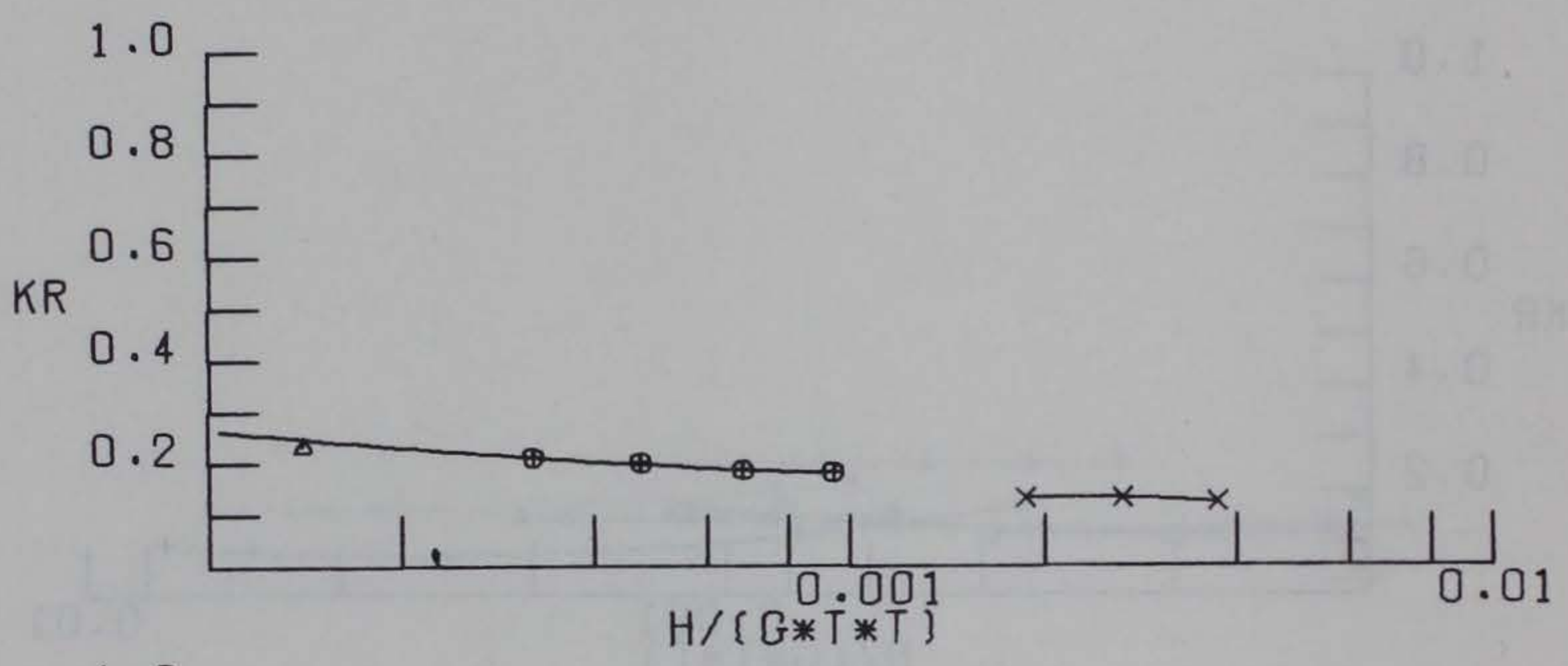
WAVE TRANSMISSION AND REFLECTION COEFFICIENTS

BREAKWATER 16 DS/HS= 1.52



SYMBOL D/GT<sup>2</sup>

⊙	0.0024
▲	0.0022
+	0.0024
×	0.0065



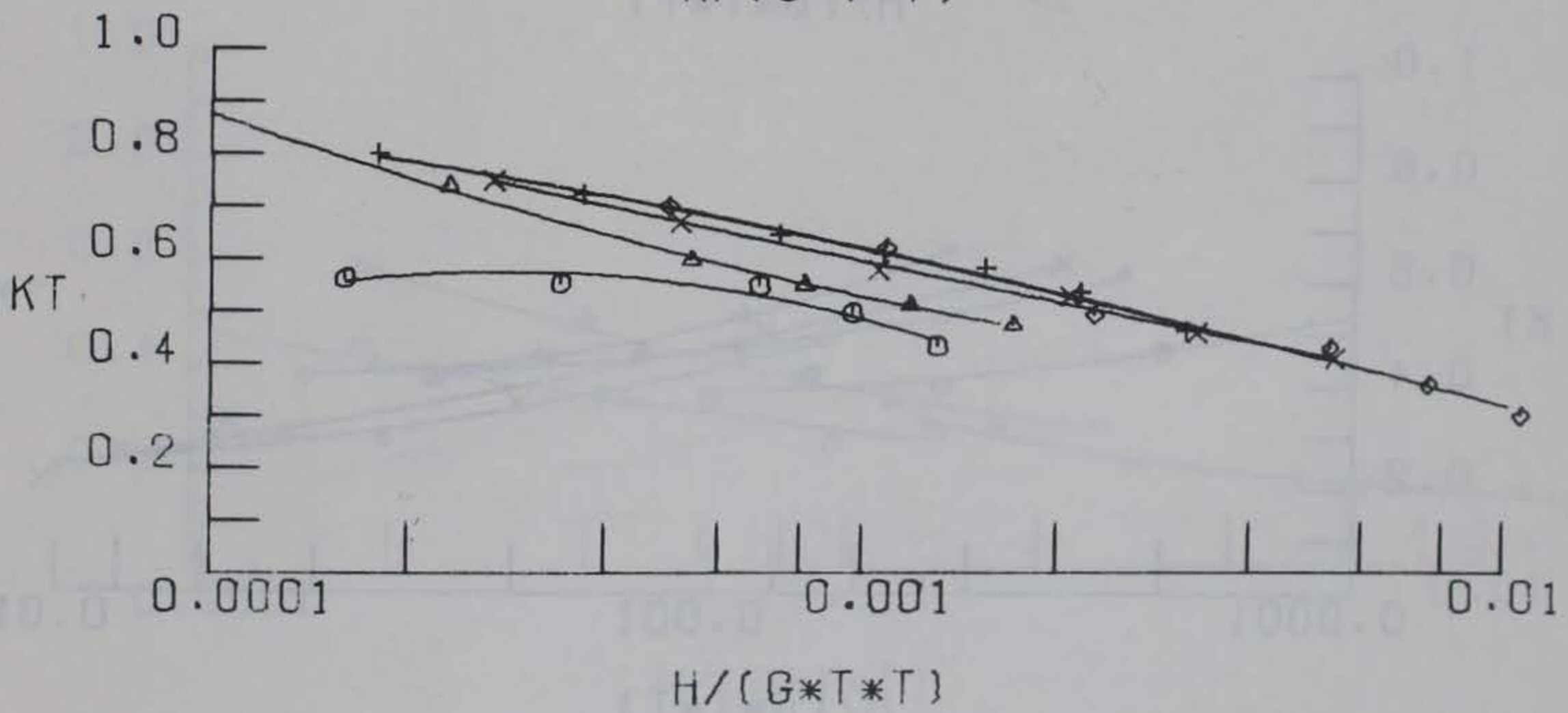
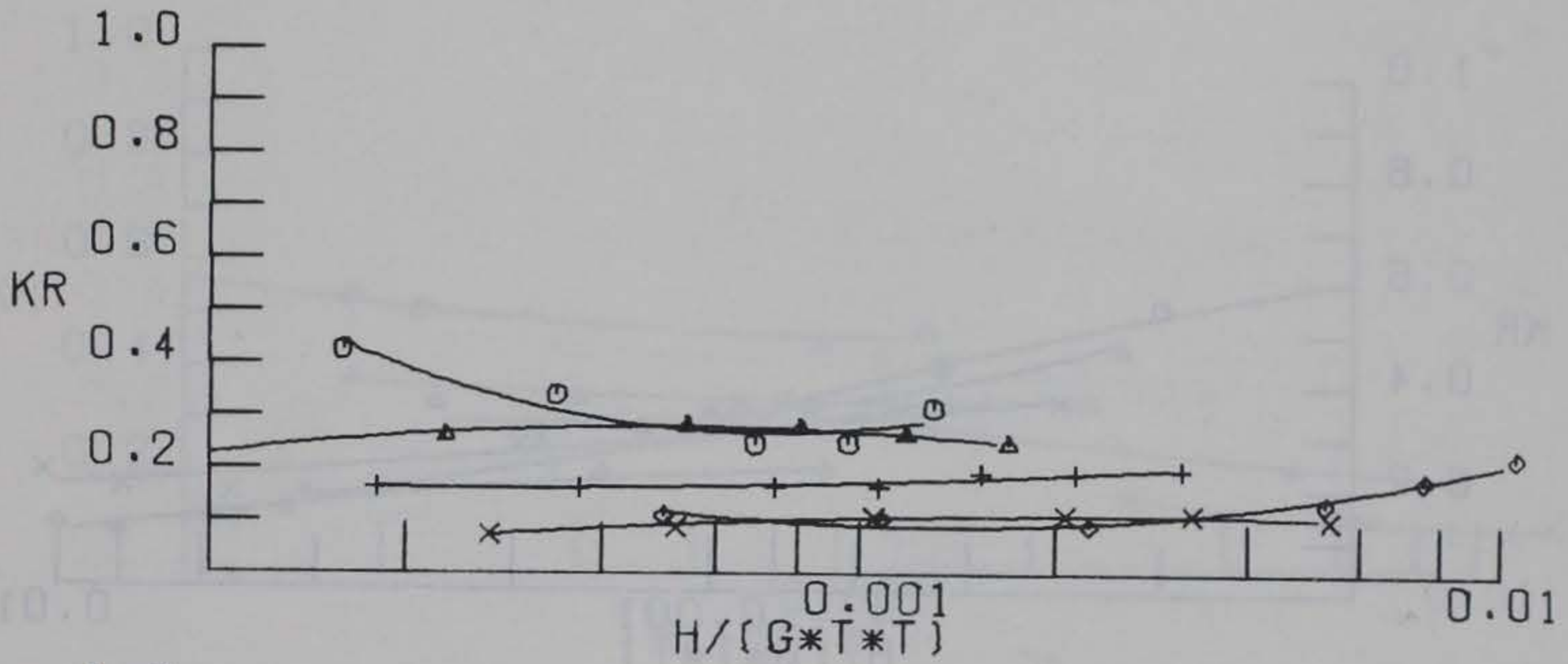
WAVE TRANSMISSION AND REFLECTION COEFFICIENTS

BREAKWATER 16 DS/HS= 1.36



SYMBOL D/GT2

○	0.0022
△	0.0037
+	0.0065
×	0.0131
◇	0.0161



WAVE TRANSMISSION AND REFLECTION COEFFICIENTS

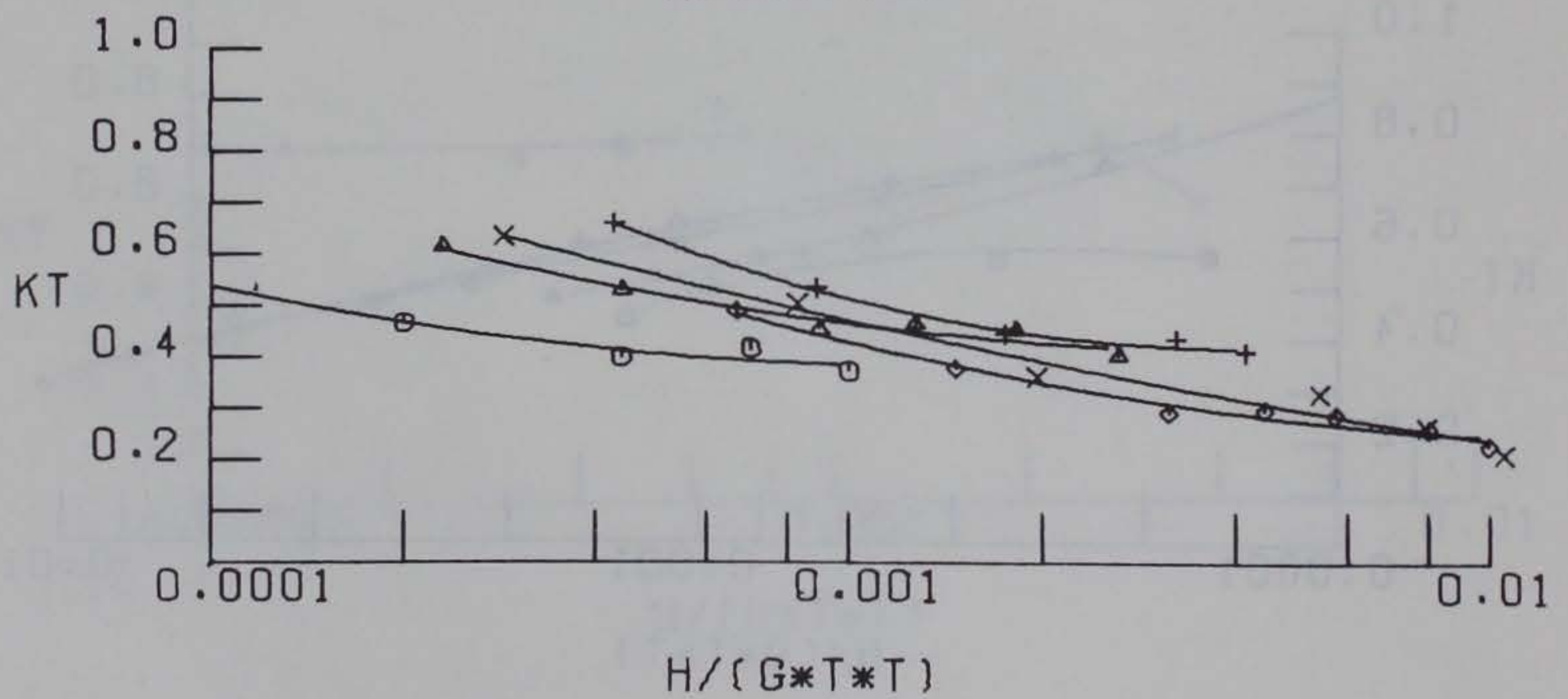

BREAKWATER 16

DS/HS = 1.06



SYMBOL D/GT<sup>2</sup>

○	0.0020
△	0.0037
+	0.0065
×	0.0131
◇	0.0161



WAVE TRANSMISSION AND REFLECTION COEFFICIENTS

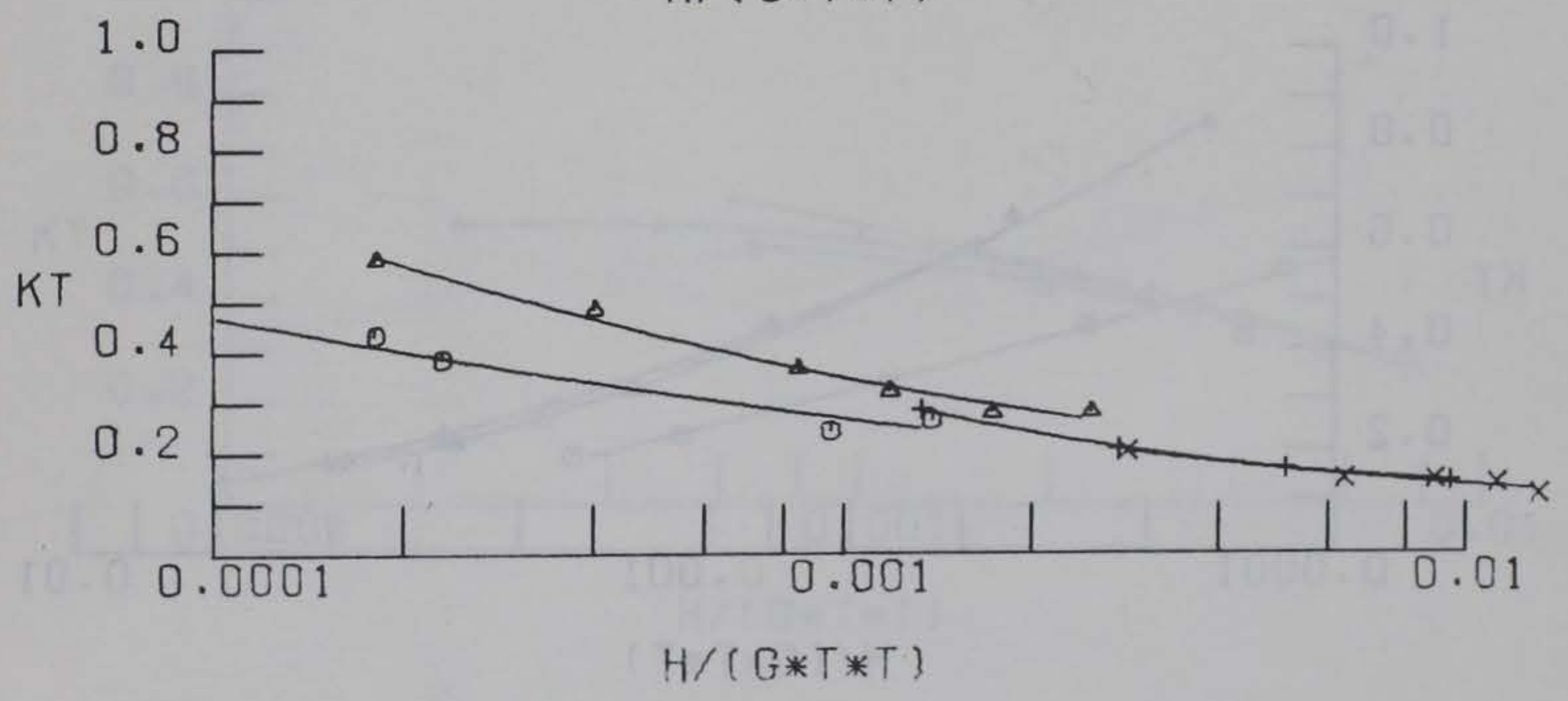
BREAKWATER 16

DS/HS = 0.91



STANDARD JOHNSON  
 7100-0  
 7500-0  
 8000-0

SYMBOL	D/GT <sup>2</sup>
○	0.0019
▲	0.0037
+	0.0130
x	0.0161



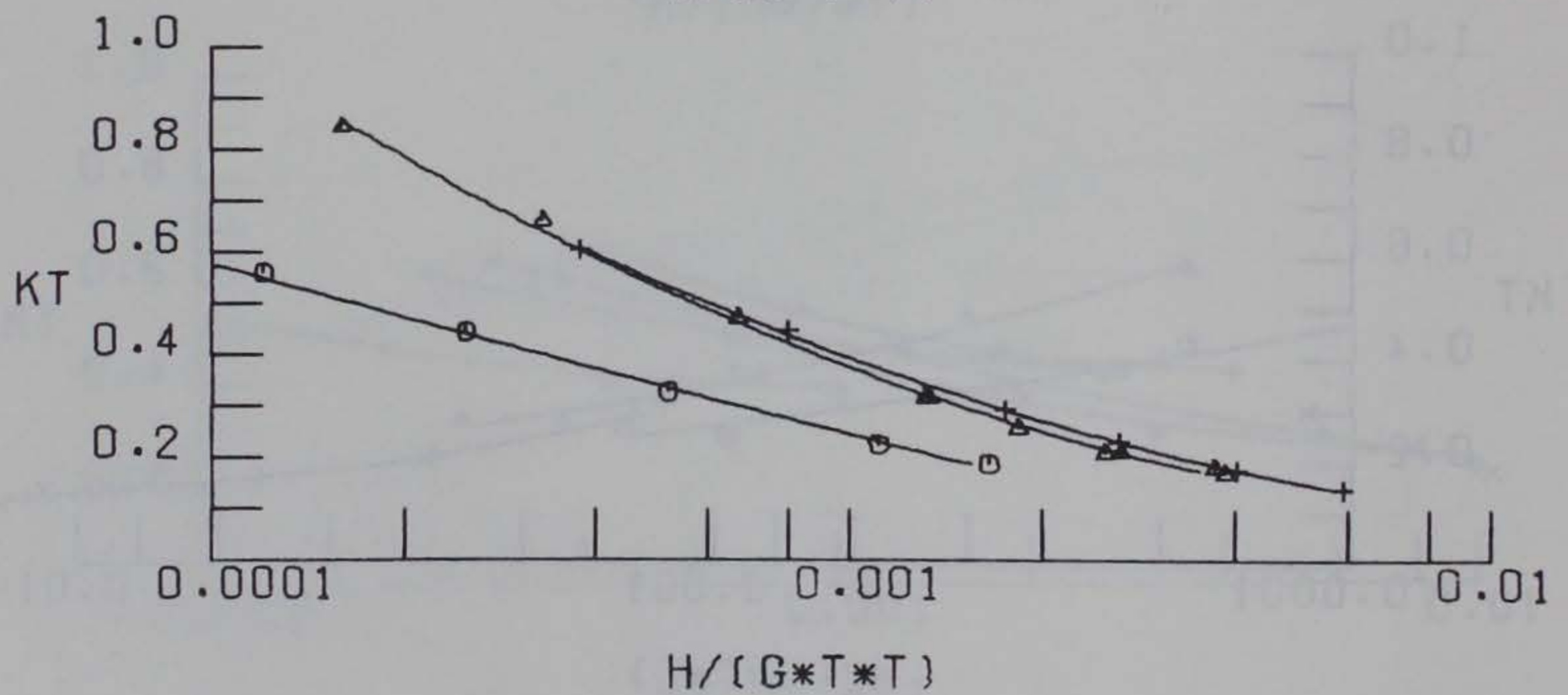
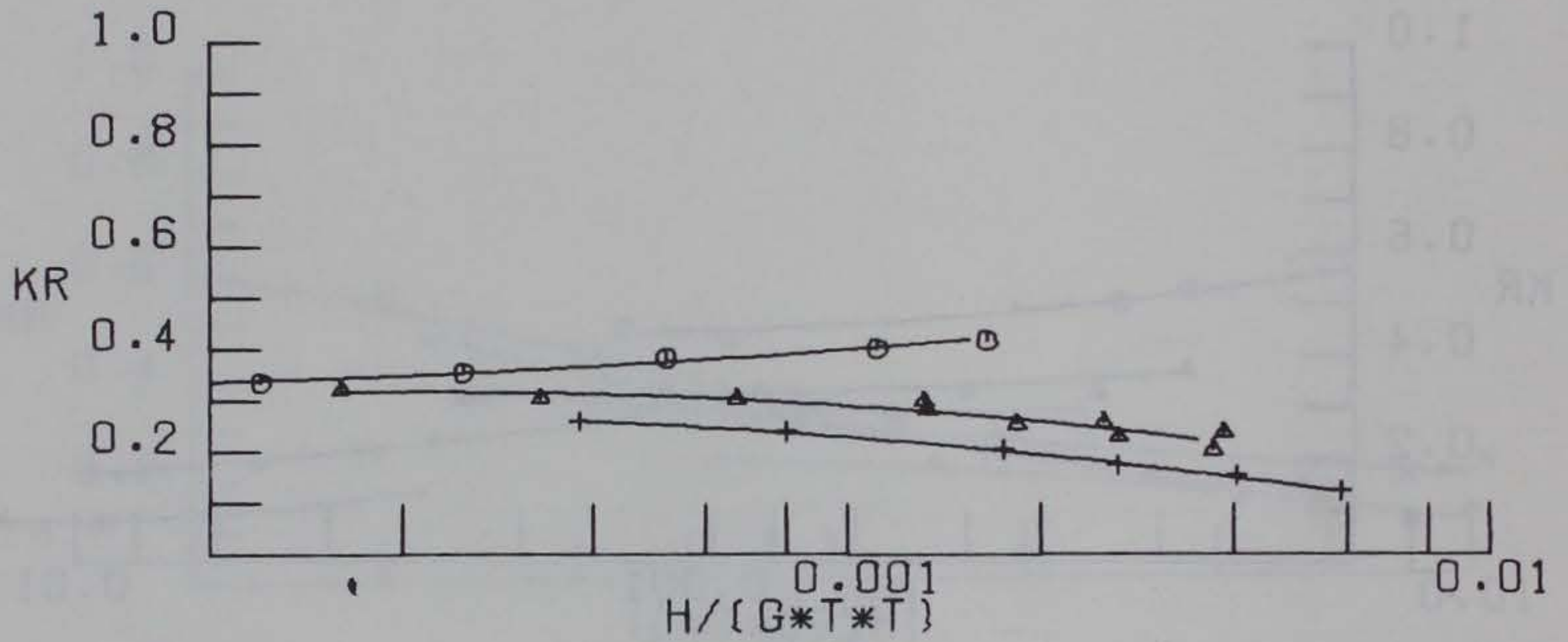
WAVE TRANSMISSION AND REFLECTION COEFFICIENTS

BREAKWATER = 16 DS/HS = 0.76



SYMBOL D/GT<sup>2</sup>

○ 0.0017  
 ▲ 0.0037  
 + 0.0065

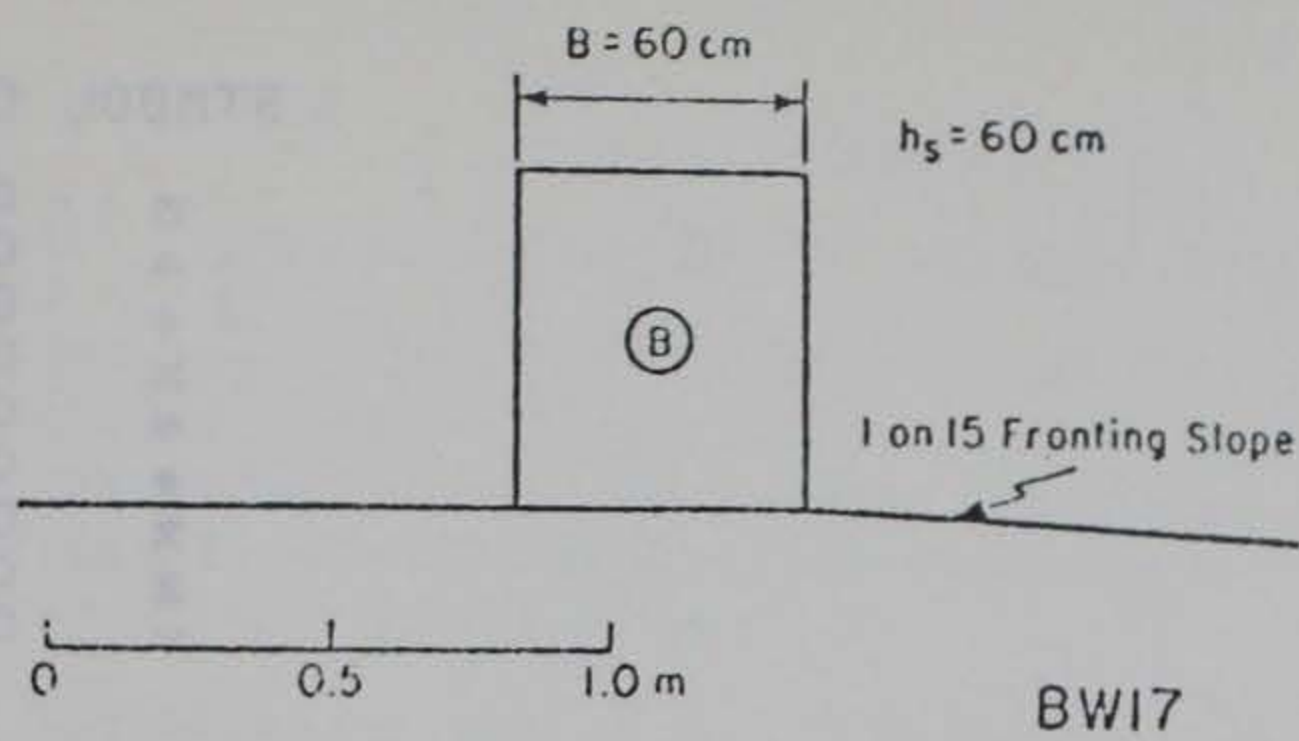


WAVE TRANSMISSION AND REFLECTION COEFFICIENTS

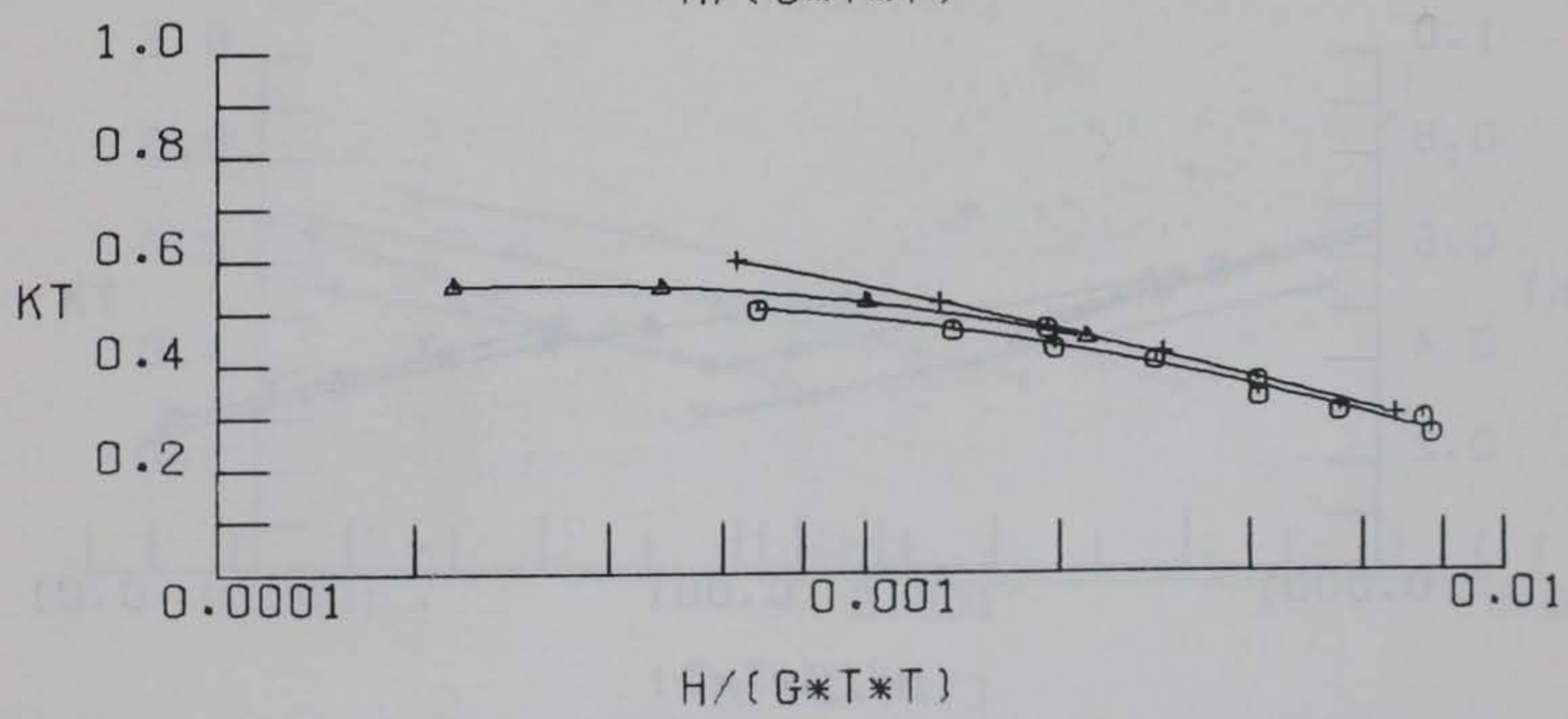

BREAKWATER 16 DS/HS= 0.61



370.0  
 0100.0  
 2100.0  
 8100.0  
 2500.0  
 1200.0  
 2800.0  
 3110.0  
 1810.0  
 7550.0



SYMBOL	DS/HS
○	0.83
△	0.75
+	0.58


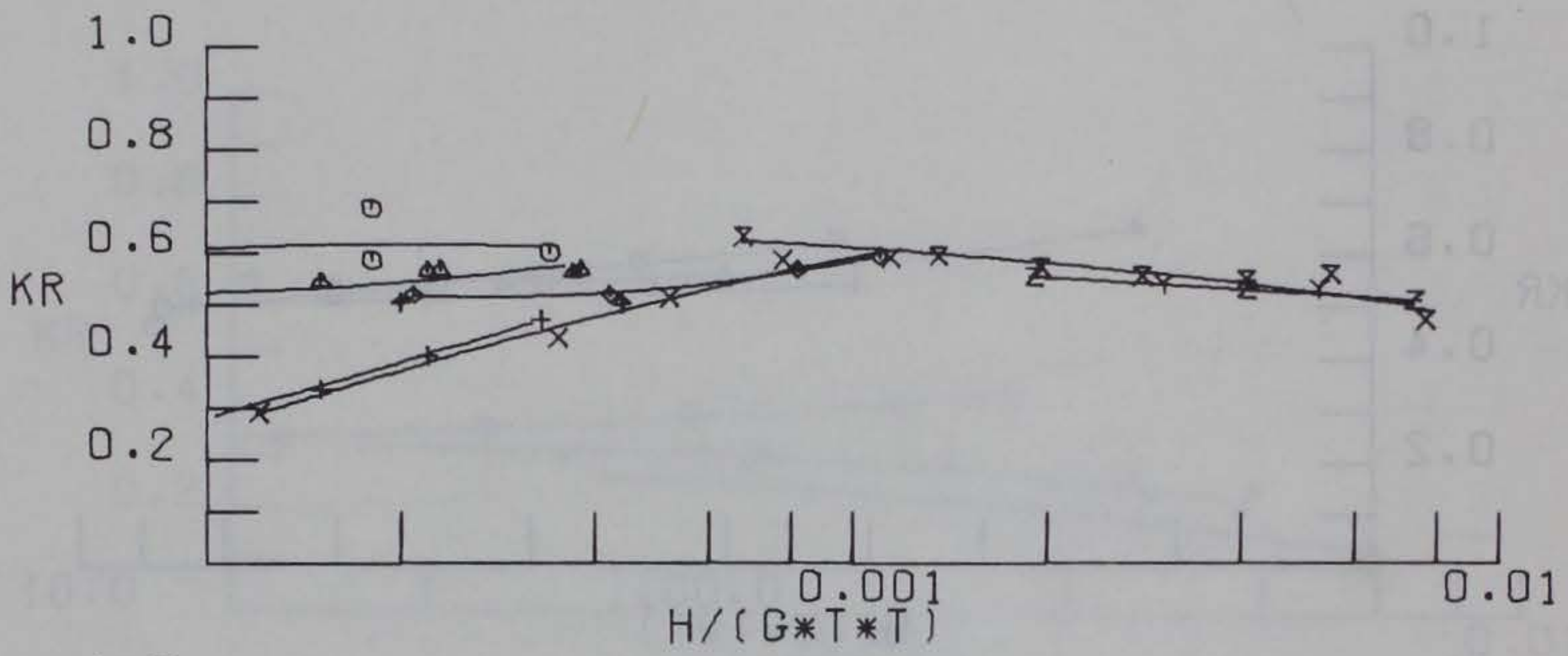


WAVE TRANSMISSION AND REFLECTION COEFFICIENTS  
 BREAKWATER 17  $D/(GT^2) = 0.016$



SYMBOL D/GT<sup>2</sup>

⊖	0.0010
△	0.0013
+	0.0019
×	0.0025
◇	0.0037
†	0.0065
×	0.0146
Z	0.0161
Y	0.0227



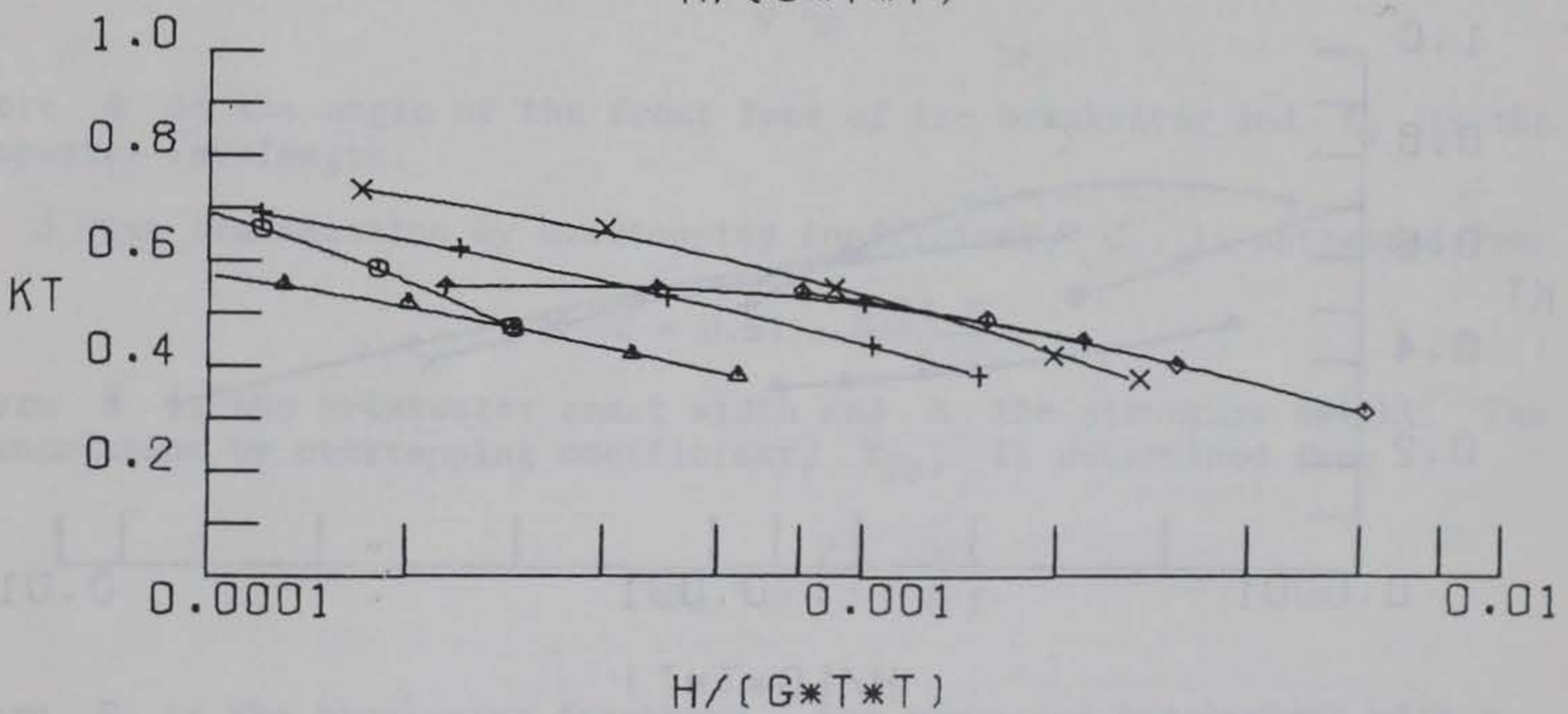
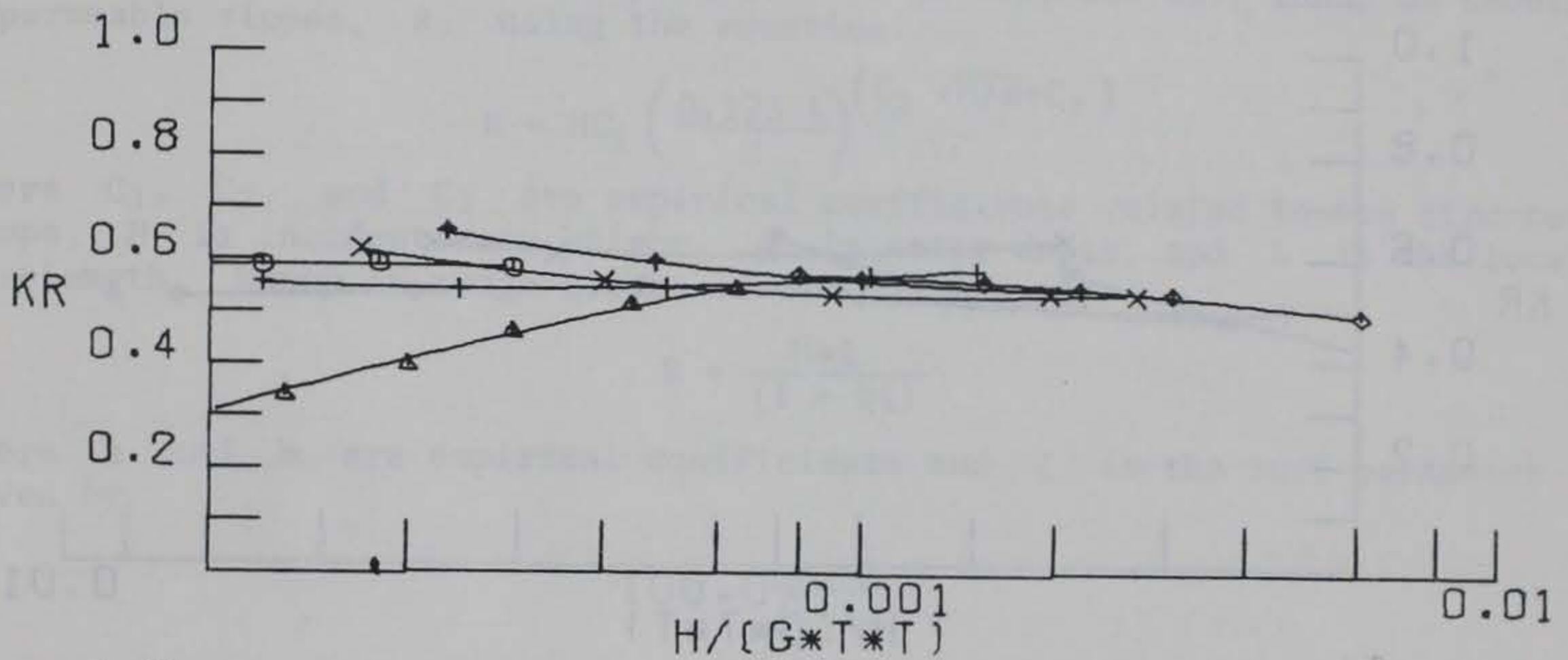
WAVE TRANSMISSION AND REFLECTION COEFFICIENTS

BREAKWATER 17 DS/HS= 0.83



SYMBOL D/GT<sup>2</sup>

○	0.0010
▲	0.0019
+	0.0037
×	0.0065
◇	0.0130
†	0.0161



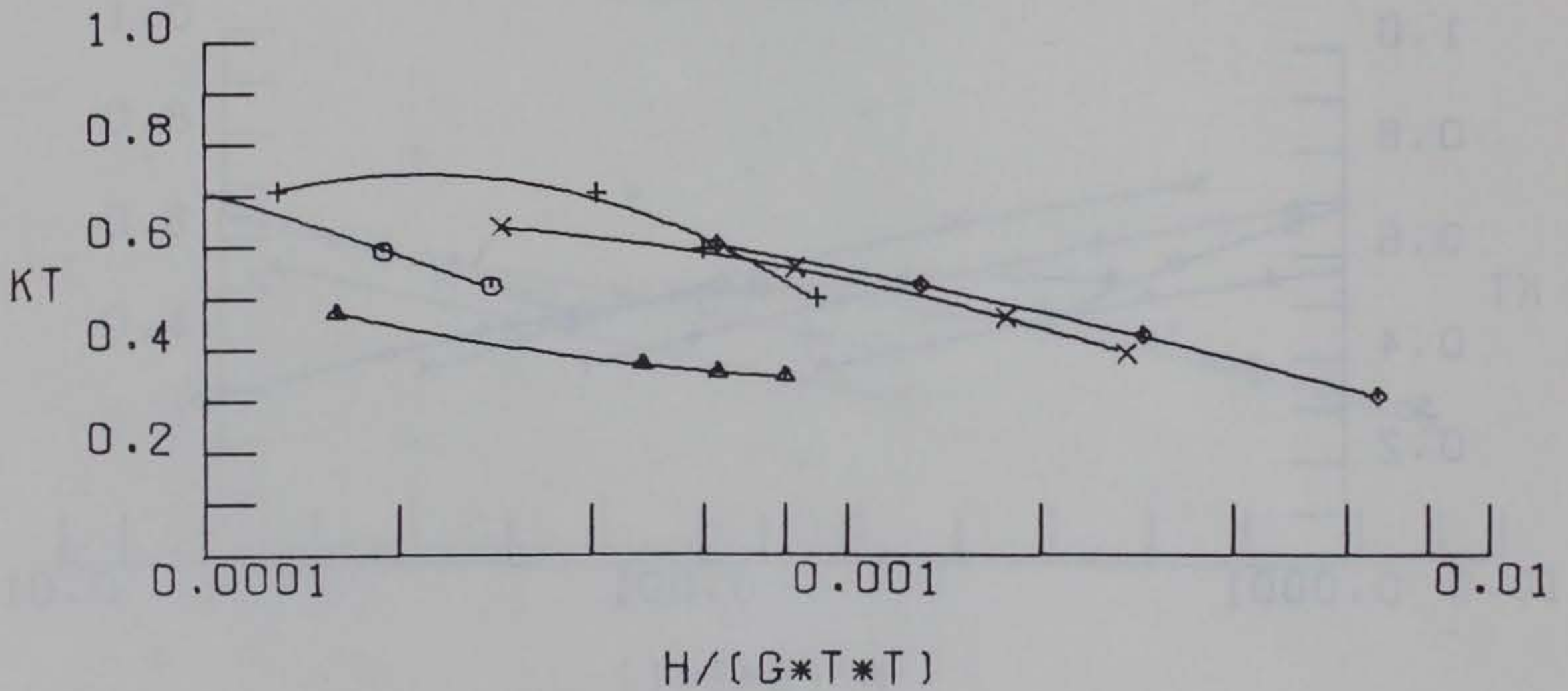
WAVE TRANSMISSION AND REFLECTION COEFFICIENTS

BREAKWATER = 17 DS/HS = 0.75



SYMBOL D/GT<sup>2</sup>

⊙	0.0010
△	0.0019
+	0.0037
×	0.0065
◇	0.0161



WAVE TRANSMISSION AND REFLECTION COEFFICIENTS

BREAKWATER 17

DS/HS = 0.58



## APPENDIX F

### DOCUMENTATION OF THE PROGRAM OVER (752X6R1CY0)

1. Purpose. This FORTRAN program estimates wave transmission by overtopping coefficients and transmitted wave heights for smooth impermeable breakwaters. The method can be used for subaerial and submerged breakwaters with structure seaward-face slopes from vertical to 1 on 3. It is recommended for values of  $d_g/(gT^2) \leq 0.03$ .

2. Mathematical Method and Procedure. The program uses the methods developed in this report. The procedure is to estimate wave runup on smooth impermeable slopes,  $R$ , using the equation

$$R = HC_1 \left( \frac{0.123 L}{H} \right) (C_2 \sqrt{H/d} + C_3)$$

where  $C_1$ ,  $C_2$ , and  $C_3$  are empirical coefficients related to the structure slope,  $H$  is incident wave height,  $d$  is water depth, and  $L$  is the local wavelength. Runup on rough slopes is estimated using

$$R = \frac{Ha\xi}{(1 + b\xi)}$$

where  $a$  and  $b$  are empirical coefficients and  $\xi$  is the surf parameter given by

$$\xi = \frac{\tan \theta}{\sqrt{\frac{H}{L_0}}}$$

where  $\theta$  is the angle of the front face of the breakwater and  $L_0$  is the deepwater wavelength.

A wave transmission by overtopping coefficient,  $C$ , is estimated from

$$C = 0.51 - \frac{0.11 B}{h}$$

where  $B$  is the breakwater crest width and  $h$  the structure height. The transmission by overtopping coefficient,  $K_{TO}$ , is determined from

$$K_{TO} = C \left( 1 - \frac{F}{R} \right)$$

where  $F$  is the breakwater freeboard. For submerged breakwaters with a 1 on 15 fronting slope the equation

$$K_{TO} = C \left( 1 - \frac{F}{R} \right) - (1 - 2C) \left( \frac{F}{R} \right)$$

is used.

The transmitted wave height,  $H_T$ , is given by

$$H_T = K_{TO} H$$



3. Program Variables. A description of all program variables is presented in Table F-1.

4. Input. A description and an example of the input parameters are given in Table F-2. Note that all measurements are in metric units.

5. Output. Program output includes a summary table of input information together with the predicted ratio of the breakwater freeboard to wave runup, the wave transmission by overtopping coefficient, and the predicted transmitted wave height. An example output corresponding to the input is shown in Table F-3.

6. Program Listing. A listing of the program is shown in Table F-4. The subroutine LENGTH finds the value of  $d/L$  given  $d/L_0$  by using linear wave theory.

Table F-1. Variables used in the program OVER.

Variable	Description
AC	a; rough-slope runup coefficient
BC	b; rough-slope runup coefficient
B	breakwater crest width (meter)
BH	B/h
C	transmission by overtopping coefficient = $0.51 - 0.11 B/h$
CA, CB, CC	runup coefficient lookup tables
C1, C2, C3	smooth-slope runup coefficients (a function of slope) $R/H = C_1(0.123 L/H) (C_2 \sqrt{H/d} + C_2)$
DGT2	$d_g/(gT^2)$
DL	$d_g/L$
DLO	$d_g/L_0$
DS	structure water depth, $d_g$
F	breakwater freeboard = $h - d_g$
FR	F/R
H	incident wave height, H
HGT2	$H/(gT^2)$
HMAX	depth-limited maximum wave height = $0.78 d_g$
HS	structure height, $h_g$
HT	transmitted wave height
I	counter index
IFRONT	flag to indicate the presence of a fronting slope (IFRONT = 1 for fronting slope of 1 on 15)
KTO	wave transmission by overtopping coefficient
L	wavelength
N	number of wave conditions of interest
P	linear interpolation factor to find C1, C2, C3
R	predicted smooth-slope runup
RH	R/H
SURF	the surf parameter = $\tan \theta / \sqrt{H/L_0}$
T	wave period (second)
TANA	lookup table of structure slopes corresponding to CA, CB, CC
TANT	tangent of the seaward face of the breakwater = $\tan \theta$



Table F-2. Input to the program OVER.

Card	Format	Description
1	I2	number of breakwaters
2	I2	number of wave conditions of interest <ul style="list-style-type: none"> <li>● equals 1 if breakwater has a 1 on 15 fronting slope seaward of the structure</li> </ul>
	4X	
	F10.5	tangent of breakwater seaward slope <ul style="list-style-type: none"> <li>● breakwater crest width (m)</li> <li>● breakwater structure height (m)</li> <li>● water depth at toe of the structure (m)</li> <li>● rough-slope runup parameter, a (a = 0 for smooth slopes)</li> <li>● rough-slope runup parameter, b</li> </ul>
3 (one card per wave condition)	F10.5	wave period (s) <ul style="list-style-type: none"> <li>● incident wave height (in)</li> </ul>
(repeat card types 2 and 3 for each breakwater)		

Sample input

14.0	0.667	1.53	4.6	3.56	0.	0.
7.9	0.2					
7.9	0.4					
7.9	0.6					
7.9	0.8					
7.9	1.0					
7.9	1.2					
7.9	1.4					
7.9	1.6					
7.9	1.8					
7.9	2.0					
7.9	2.2					
7.9	2.4					
7.9	2.6					
7.9	2.8					

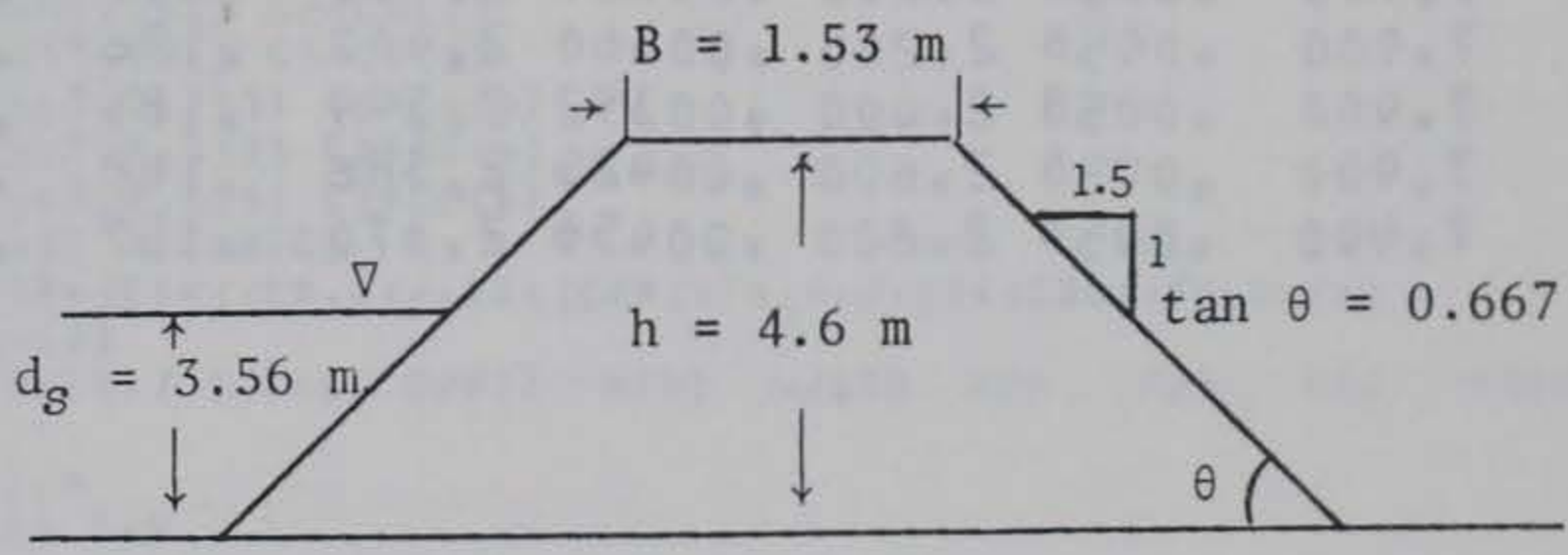




Table F-3. Sample output from the program OVER.

PREDICTION OF WAVE TRANSMISSION COEFFICIENTS FOR AN IMPERMEABLE BREAKWATER

NUMBER OF WAVE CONDITIONS = 14  
 IFRONT = 0  
 TAN(SLOPE) = .667  
 BREAKWATER TOP WIDTH(M) = 1.530  
 STRUCTURE HEIGHT(M) = 4.000  
 WATER DEPTH(M) = 3.500  
 FREEBOARD(M) = 1.040  
 COEFFICIENT OF OVERTOPPING C = .473

C1 = 1.9910  
 C2 = .4980  
 C3 = -.1850

T (SEC)	D/GT2	H (M)	H/GT2	H/H	F/R	KTU	HT (M)
7.900	.0058	.200	.00033	1.594	3.261	0.000	0.000
7.900	.0058	.400	.00065	1.899	1.369	0.000	0.000
7.900	.0058	.600	.00098	2.079	.834	.079	.047
7.900	.0058	.800	.00131	2.197	.592	.193	.155
7.900	.0058	1.000	.00164	2.278	.456	.257	.257
7.900	.0058	1.200	.00196	2.334	.371	.298	.357
7.900	.0058	1.400	.00229	2.371	.313	.325	.455
7.900	.0058	1.600	.00262	2.394	.272	.345	.552
7.900	.0058	1.800	.00294	2.406	.240	.360	.648
7.900	.0058	2.000	.00327	2.410	.216	.371	.743
7.900	.0058	2.200	.00360	2.407	.196	.380	.837
7.900	.0058	2.400	.00392	2.399	.181	.388	.931
7.900	.0058	2.600	.00425	2.386	.168	.394	1.025
7.900	.0058	2.800	.00458	2.370	.157	.399	1.118



Table F-4. Listing of the program OVER.

```

1      PROGRAM OVER(INPUT,OUTPUT,TAPES=INPUT,TAPE6=OUTPUT)
      REAL L,KTO
      DIMENSION TANA(4),CA(6),CB(6),CC(6)
      DATA TANA/10.,2.,1.,.667,.444,0.333/
5      DATA CA/0.958,1.280,1.469,1.991,1.811,1.366/
      DATA CB/.228,.390,.346,.498,.469,.512/
      DATA CC/.0578,.091,.105,.185,.080,.040/
      HEAD(5,1) NRW
      DO 100 IBW=1,NRW
10     READ(5,1) N,IFRONT,TANT,B,HS,DS,AC,BC
      1   FORMAT(2I2,6X,7F10.5)
      C N = NUMBER OF WAVE CONDITIONS
      C IFRONT = 1 FOR 1/15 FRONTING SLOPE
      C TANT = TANGENT OF FRONT BREAKWATER SLOPE ANGLE
15     C B = STRUCTURE WIDTH AT THE CREST (M)
      C HS = STRUCTURE HEIGHT (M)
      C DS = WATER DEPTH AT TOE OF STRUCTURE (M)
      C AC = AHRENS ROUGH SLOPE RUNUP COEFFICIENT (=0 FOR SMOOTH SLOPES)
      C BC = AHRENS ROUGH SLOPE RUNUP COEFFICIENT
20     F=HS/DS
      BH=B/HS
      CEU.51=0.11*BH
      WRITE(6,2) N,IFRONT,TANT,B,HS,DS,F,C
25     2   FORMAT(1H1,2X,(PREDICTION OF WAVE TRANSMISSION COEFFICIENTS FOR (, /
      * 2X, (AN IMPERMEABLE BREAKWATER (, /, 1X, (NUMBER OF WAVE CONDIT
      * IUNS = (, 13, /, 1X, (IFRONT = (, I2, /, 1X, (TAN(SLOPE) = (, F6, 3, /, 1X, (BREAK
      * WATER TOP WIDTH(M) = (, F6, 3, /, 1X, (STRUCTURE HEIGHT(M) = (, F6, 3, /, 1X
      * (WATER DEPTH(M) = (, F6, 3, /, 1X, (FREEBOARD(M) = (, F6, 3, /, 1X
30     * (COEFFICIENT OF OVERTOPPING C = (F6, 3, /, /)
      IF(AC.LT.0.001) GO TO 21
      WRITE(6,22) AC,BC
22     22  FORMAT(1X,(RUNUP COEFFICIENTS FOR ROUGH SLOPE RUNUP AC=(, F6, 2,
      * ( BC=(, F6, 2)
      GO TO 23
35     21  DO 3 I=1,5
      IF(TANT.GT.TANA(I),OR,TANT.LT.TANA(I+1)) GO TO 3
      P=(TANA(I)-TANT)/(TANA(I)+TANA(I+1))
      C1=CA(I)-(CA(I)-CA(I+1))*P
      C2=CB(I)-(CB(I)-CB(I+1))*P
40     C3=CC(I)-(CC(I)-CC(I+1))*P
      3   CONTINUE
      IF(TANT.GT.10.) C1=CA(1)
      IF(TANT.GT.10.) C2=CB(1)
      IF(TANT.GT.10.) C3=CC(1)
45     IF(TANT.LT.0.333) C1=CA(6)
      IF(TANT.LT.0.333) C2=CB(6)
      IF(TANT.LT.0.333) C3=CC(6)
      WRITE(6,7) C1,C2,C3
7     7   FORMAT(1X,(C1=(, F6, 4, /, 1X, (C2=(, F6, 4, /, 1X, (C3=(, F6, 4, /, /)
50     23  WRITE(6,14)
14     14  FORMAT(/,1X,( T(SEC) D/GT2 H(M) H/GT2 R/H F/R KTO HT(M) (,
      */)
      DO 4 I=1,N
55     5   READ(5,5) T,H
      5   FORMAT(2F10.5)
      DLO=US/(1.56*T*T)
      CALL LENGTH(DLO,DL)

```



Table F-4. Listing of the program OVER.--Continued

```

60      L=DS/DL
        HGT2=H/(9.8*T*T)
        DGT2=DS/(9.8*T*T)
        RH=C1*(0.123*L/H)**(C2*SQRT(H/DS)+C3)
        SURF=TANT/SQRT(H/(1.56*T*T))
        IF(AC.GT.0.001) RH=AC*SURF/(1.+BC*SURF)
        R=RH*H
65      FREEF/R
        KTO=C*(1.=FR)
        IF(IFRONT.EQ.1.AND.F.LT.0.) KTO=C*(1.=FR)=(1.=2.*C)*FR
        IF(FR.GT.1.) KTO=0.
        MT=H*KTO
70      *WRITE(6,12) T,DGT2,H,HGT2,RH,FR,KTO,MT
        12  FORMAT(1X,F6.3,F7.4,F6.3,F7.5,4F6.3)
        4   CONTINUE
        100 CONTINUE
        STOP
75      END

1      SUBROUTINE LENGTH(DLO,DL)
        REAL LD,LDNEW,LOD
        LO=1.0/DLO
        LOD=1.0/LOD
5       N=1
        PI=3.14159
        1   ARG=2.0*PI/LOD
        LDNEW=LUD*TANH(ARG)
        N=N+1
10      DIFF=ABS(LDNEW-LD)
        IF(N=200) 3.4.4
        3   IF(DIFF=0.0009) 2.2.5
        5   LD=(LDNEW+LD)/2.0
        GO TO 1
15      4   DL=1.0/LDNEW
        *WRITE(6,100) DLO,DL
        100  FORMAT(44H SUBROUTINE LENGTH DID NOT CONVERGE, D/LO =      .F10.5.
        1   8HD/L =      .F10.5)
        2   DL=1.0/LDNEW
20      RETURN
        END

```



## APPENDIX G

### DOCUMENTATION OF THE COMPUTER PROGRAM MADSEN

The computer program MADSEN (CERC program number 752X1R1CPO) is used to predict wave transmission through rubble-mound breakwaters using methods developed by Madsen and White (1976). (Note: Equations and figures referenced from that publication are identified by the symbol MW.) A wave transmission by overtopping model is also included as discussed in the text of this report. The program is organized as shown in Figure G-1. Whenever possible the variable names used are a close approximation to the symbols used by Madsen and White (1976). Table G-1 lists important variable names, corresponding symbols used in Madsen and White, and gives a description including references to defining equations in Madsen and White (1976). A description of each of the program subroutines is given below:

**SUBROUTINE READI** - This routine reads standard lookup tables corresponding to MW Figures 2, 3, 15, 16, and 17 from Madsen and White (1976). Lookup tables with a combination linear and logarithmic interpolation were selected to avoid having to use Bessel functions with complex arguments. The 53 standard lookup table cards are given in Table G-2.

**SUBROUTINE REFL** - This routine determines reflection coefficients from rough impermeable slopes to account for energy dissipation on the breakwater face (see Ch. III of Madsen and White, 1976). MW equation (127) is solved iteratively and the final result corrected by the corresponding correction factor from MW Table 2 (a linear fit to these points is used). Lookup tables from MW Figures 15, 16, and 17 are employed in this routine.

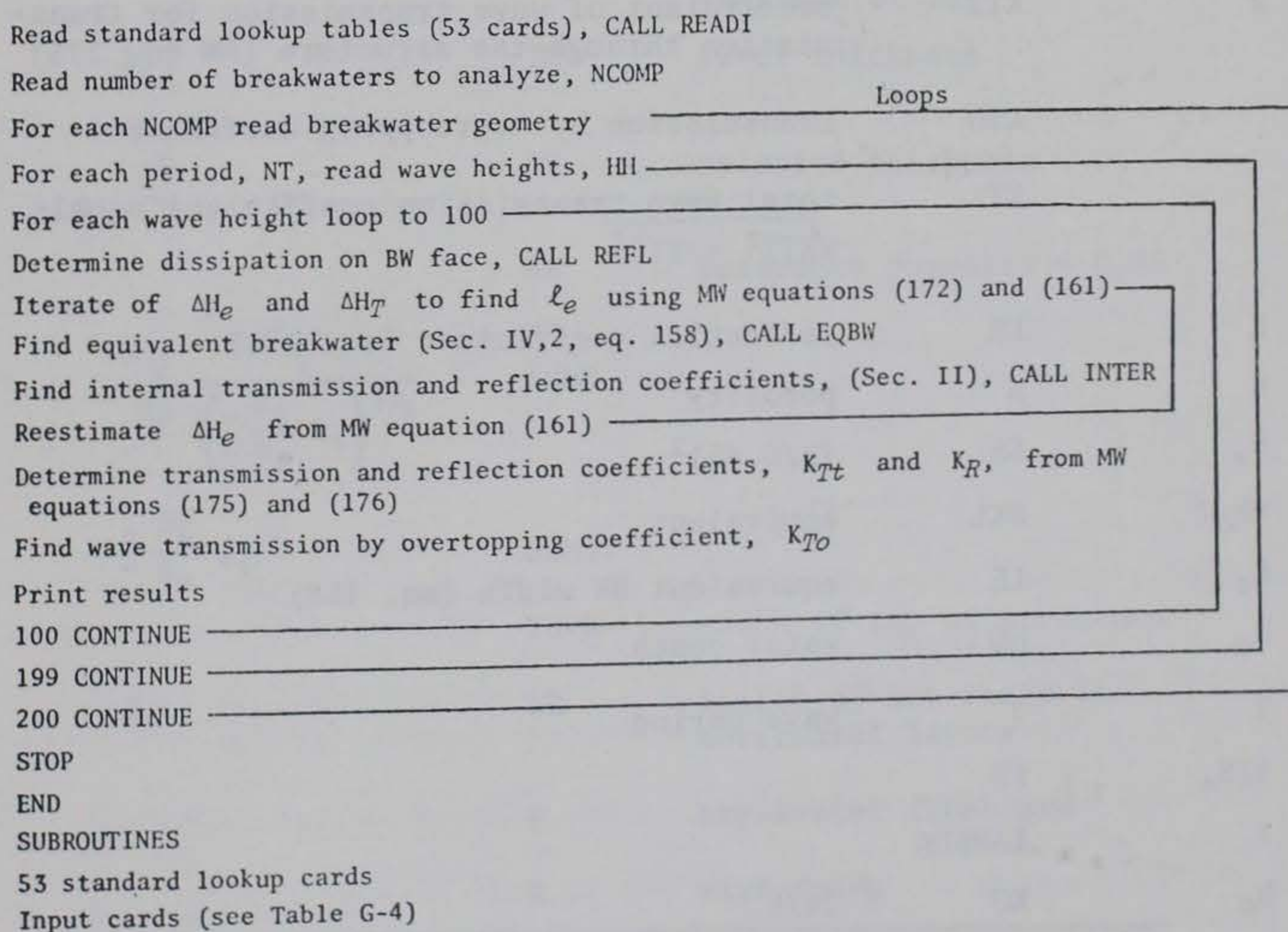


Figure G-1. General program organization.



Table G-1. Program variables.

Symbol (Madsen and White, 1976)	Variables	Description
$a_i$	A	incident wave amplitude
RII	RII	reflection coefficient (Sec. III)
$\Delta H_T$	DHT	head (MW eq. 160)
$\Delta H_e$	DHE	equivalent head (MW eq. 159)
$d_r$	DR	reference diameter
$\beta_r$	BETAR	reference beta
$\nu$	NU	kinematic viscosity
d	D	diameter (cm)
$a_I$	AI	equals RII $a_i$ (MW eq. 146)
RI	RI	internal reflection coefficient (Sec. II)
TI	TI	internal transmission coefficient (Sec. II)
T	KTT	coefficient of wave transmission for transmission through the structure (MW eq. 175)
	KTO	transmission by overtopping coefficient
	KT	total wave transmission coefficient equals $\sqrt{KTT^2 + KTO^2}$
R	KR	reflection coefficient (eq. 176)
$\eta$	N	porosity
$S_*$	SS	$(\eta/0.45)^2$
$\eta k_o l$	NKL	equivalent
$l_e$	LE	equivalent BW width (eq. 158)
$h_o$	HO	water depth
T	T	wave period
$f/S_*$	FS	
$\lambda$	LAMBDA	
$k_o$	KO	$2\pi/L$
	TS	lookup tables



Table G-1. Program variables.--Continued

Symbol (Madsen and White, 1976)	Variables	Description
	RS	lookup tables
	FST	lookup tables
	RUT	lookup tables
	RT	lookup tables
	GSS	lookup tables
	FUS	lookup tables
	TX	lookup tables
	RX	lookup tables
$F_s$	FS	(Fig. 17)
$l_s$	LS	slope length
L	L	wavelength
	NM	number of materials (maximum of 10)
	NL	number of layers (maximum of 10)
$\Delta h_j$	TH	level thickness
$\frac{\Delta h_j}{h_0}$	DH	relative thickness
	NR	reference porosity = 0.45
$\frac{\Delta h_j}{h_0} \frac{1}{\left(\sum \frac{\beta_i}{\beta_r} l_i\right)^{1/2}}$	SUM2	
$\sum \frac{\beta_i}{\beta_r} l_i$	SUM1	
	TOPW	width of top of structure
$l_n$	LL	length of materials in horizontal layers
	F	breakwater freeboard
	R	wave runup



Table G-2. Standard lookup tables to be read by READI.

1	.85	.83	.901	.502	.192	.333	.233	.463	.96										
2	.85	.83	.901	.492	.192	.503	.193	.423	.90										
3	.85	.83	.901	.492	.162	.293	.103	.283	.70										
4	.85	.83	.901	.472	.102	.222	.943	.073	.40										
5	.85	.83	.901	.462	.052	.142	.742	.803	.00										
6	.85	.83	.901	.451	.982	.032	.502	.502	.60										
7	.85	.83	.901	.441	.891	.922	.282	.222	.20										
8	.85	.83	.901	.421	.801	.792	.021	.911	.83										
9	.85	.83	.901	.401	.701	.681	.791	.631	.60										
10	.85	.83	.901	.361	.611	.521	.571	.381	.24										
11	.85	.83	.901	.301	.501	.401	.371	.171	.00										
12	1.001	.242	.032	.492	.693	.283	.353	.744	.00										
13	1.001	.231	.942	.322	.502	.882	.973	.203	.34										
14	1.001	.221	.852	.162	.312	.562	.632	.732	.80										
15	1.001	.201	.762	.032	.142	.282	.322	.342	.36										
16	1.001	.191	.701	.901	.982	.042	.042	.021	.97										
17	1.001	.191	.611	.781	.821	.821	.791	.731	.65										
18	1.001	.181	.541	.681	.671	.651	.581	.491	.38										
19	1.001	.181	.481	.571	.541	.471	.371	.271	.18										
20	1.001	.171	.431	.481	.421	.321	.211	.08	.97										
21	1.001	.161	.371	.381	.311	.181	.05	.93	.80										
22	1.001	.161	.321	.291	.191	.06	.93	.80	.67										
23	1.001	.001	.001	.001	.001	.001	.001	.001	.001	.001	.001	.001	.001	.001	.001	.001	.001	.001	.00
24	1.001	.00	.98	.96	.92	.87	.87	.88	.87	.81	.76	.78	.79	.77	.72	.69	.70		
25	1.001	.00	.98	.93	.83	.75	.76	.78	.75	.66	.60	.61	.66	.60	.54	.48	.48		
26	1.001	.00	.97	.90	.75	.65	.66	.69	.65	.53	.46	.48	.50	.47	.38	.32	.34		
27	1.001	.00	.97	.87	.68	.55	.58	.62	.56	.42	.34	.38	.40	.37	.27	.21	.24		
28	1.001	.00	.95	.83	.62	.46	.52	.55	.48	.33	.25	.30	.33	.29	.18	.12	.18		
29	1.00	.99	.94	.79	.57	.40	.45	.50	.43	.26	.18	.24	.28	.24	.13	.06	.14		
30	1.00	.99	.93	.75	.51	.34	.40	.45	.38	.21	.12	.20	.24	.20	.08	.02	.13		
31	1.00	.99	.92	.72	.44	.28	.36	.42	.33	.16	.07	.17	.22	.18	.07	.02	.13		
32	1.00	.99	.91	.70	.40	.23	.33	.38	.30	.12	.05	.17	.20	.18	.07	.02	.13		
33	1.00	.98	.90	.67	.35	.18	.31	.35	.27	.10	.05	.17	.20	.18	.07	.02	.13		
34	.80	.66	.57	.50	.46	.42	.38	.36	.34										
35	.67	.50	.41	.34	.30	.26	.22	.18	.16										
36	.58	.41	.32	.26	.21	.17	.13	.11	.08										
37	.50	.33	.26	.19	.16	.12	.99	.07	.05										
38	.45	.30	.22	.16	.12	.08	.07	.04	.03										
39	.41	.26	.18	.13	.09	.07	.05	.03	.02										
40	.37	.23	.16	.11	.08	.05	.03	.02	.02										
41	.33	.21	.13	.09	.06	.04	.03	.02	.01										
42	.31	.18	.12	.08	.05	.03	.03	.02	.01										
43	.29	.17	.11	.07	.04	.03	.02	.01	.01										
44	.25	.40	.44	.56	.58	.59	.58	.56	.53										
45	.35	.52	.60	.65	.66	.65	.63	.62	.60										
46	.44	.60	.68	.71	.71	.69	.67	.67	.66										
47	.50	.67	.73	.74	.73	.72	.71	.70	.70										
48	.57	.71	.75	.77	.76	.74	.73	.73	.73										
49	.60	.73	.78	.78	.77	.76	.76	.76	.76										
50	.63	.76	.80	.79	.78	.78	.77	.77	.77										
51	.66	.78	.81	.80	.79	.79	.79	.79	.79										
52	.68	.80	.82	.81	.80	.80	.80	.80	.80										
53	.71	.81	.83	.82	.81	.81	.81	.81	.81										



SUBROUTINE INTER - Internal wave transmission and reflection coefficients for the equivalent breakwater found in EQBW are solved in this routine. MW equations (57) and (37) are solved implicitly using  $R_c = 170$  and interpolation of MW Figures 2 and 3, when  $nk_1$  is greater than 0.1. If  $nk_1$  is greater than 0.9 the coefficients cannot be solved, so another equivalent breakwater with smaller reference diameter stone is determined.

SUBROUTINE EQBW - This routine determines the rectangular breakwater corresponding to the multilayered trapezoidal breakwater using the methods described in MW Section IV,2. The initial reference diameter is taken as one-half the armor diameter and reference porosity is defined as 0.435.

SUBROUTINE LENGTH - Finds the relative depth given the ratio of water depth to deepwater wavelength.

1. Program Use. The following steps are required to use the program MADSEN:

(a) Assign each of the materials used in the various layers of the breakwater a consecutive number making the armor "material number 1." Determine the diameter of each material from

$$d_{50} = \left( \frac{W_{50}}{\gamma} \right)^{1/3}$$

where  $W_{50}$  is the median weight and  $\gamma$  the specific weight. Also estimate the material porosity.

(b) Divide the breakwater into horizontal layers. A new layer occurs any time there is a change vertically in any material type of slope (see Fig. G-2 for an example problem). Make the layer next to the seabed "layer number 1." Find the thickness of each layer and determine the average horizontal length of each material in each layer. Remove the outer layer of armor from the seaward face of the breakwater before making length calculations, because energy dissipation on the front face is determined separately in the program.

(c) Estimate the kinematic viscosity of water as a function of water temperature (Table G-3).

(d) Estimate breakwater water runup parameters,  $a$  and  $b$ . At the present time the values of  $a = 0.692$  and  $b = 0.504$  are recommended based on the laboratory data of Hudson (1958).

(e) Put the information into the required input format (Table G-4). Input cards for the example breakwater (Fig. G-2) are shown in Table G-5.

(f) Sample output for the example problem is shown in Table G-6.

2. Computer Program. A listing of the computer program MADSEN is given in Table G-7.



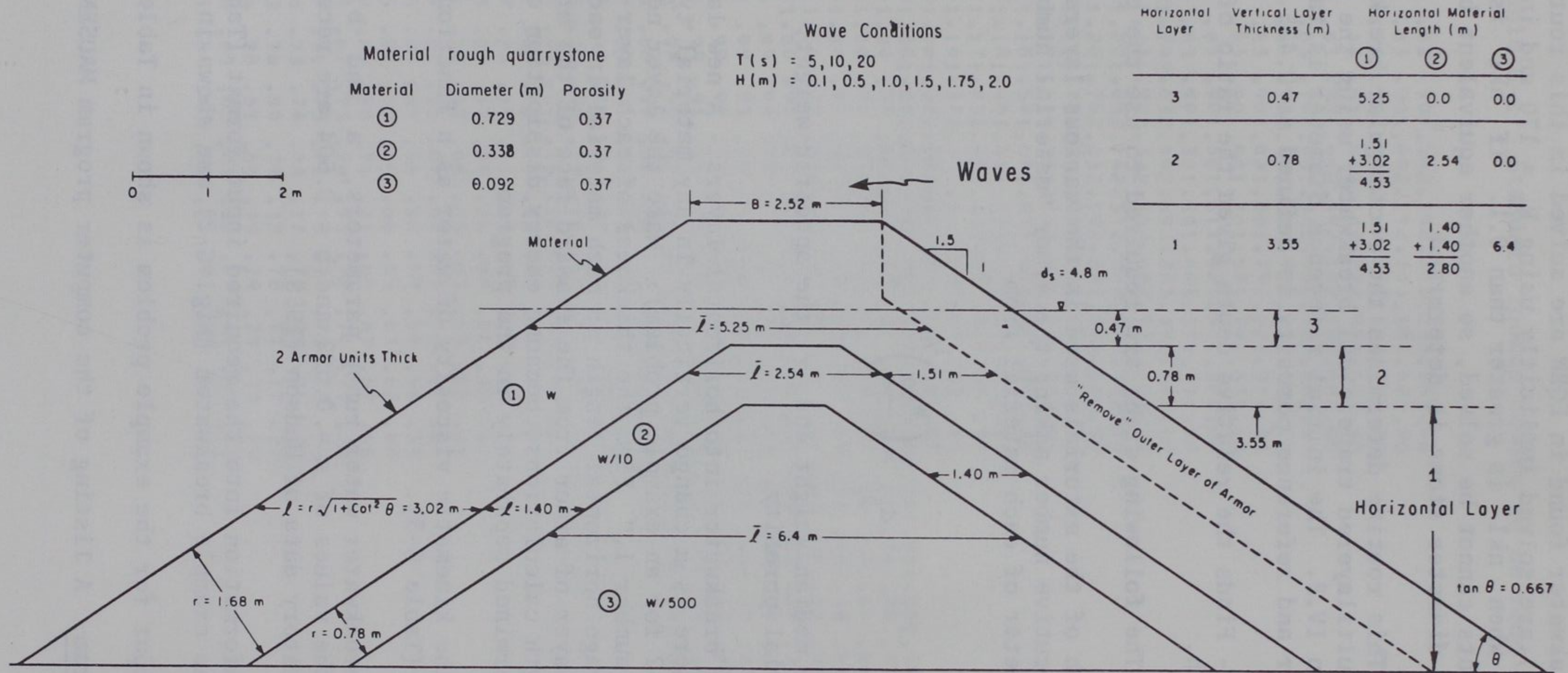


Figure G-2. Sample breakwater input information required.



Table G-3. Kinematic viscosity of water.

Water temperature (C°)	Kinematic viscosity of water (m <sup>2</sup> /s)
0	0.0000018
10	0.0000013
20	0.0000010
30	0.0000008

Table G-4. Format of input information.

Card type	Format	Description
standard		53 standard input cards (see Table G-3)
1	I2	number of breakwater configurations or water depths to test
2	20A4	title card
3	3I2, 4X, 7F10.5	number of wave conditions to test number of materials number of horizontal layers structure height (m) water depth (m) kinematic viscosity (m <sup>2</sup> /s) width of top of breakwater (m) front slope of breakwater = tan (θ) wave runup parameter a = 0.692 wave runup parameter b = 0.504
4	10X, 2F10.5 (one card per material)	material diameter (m) (armor 1st) material porosity
5	10X, 7F10.5 (one card per horizontal layer)	layer thickness (m) mean length of each material type in the layer (put in consecutive order, material 1 (armor 1st), etc.)
6	2F10.5 (wave condition card; one card per wave condition)	wave period (s) wave heights (m)

NOTE.--Repeat card types 2 to 6 for each water depth or breakwater configuration to be tested.



Table G-5. Sample input to program MADSEN.

1								
EXAMPLE PROBLEM								
18 3 3	6.0	4.8	.000000093	2.52	0.607	0.692	0.504	
MAT 1	0.729	0.37						
MAT 2	0.338	0.37						
MAT 3	0.092	0.37						
LAY 1	3.55	4.53	2.80	6.40				
LAY 2	0.78	4.53	2.54	0.0				
LAY 3	0.47	5.25	0.0	0.0				
5.0	0.1							
5.0	0.5							
5.0	1.0							
5.0	1.5							
5.0	1.75							
5.0	2.0							
10.0	0.1							
10.0	0.5							
10.0	1.0							
10.0	1.5							
10.0	1.75							
10.0	2.0							
20.0	0.1							
20.0	0.5							
20.0	1.0							
20.0	1.5							
20.0	1.75							
20.0	2.0							



Table G-6. Sample output.

EXAMPLE PROBLEM

COMPUTATIONS OF WAVE TRANSMISSION THROUGH A POROUS BREAKWATER

NUM OF WAVE CONDITIONS 18  
 NUM OF MATERIALS= 3  
 NUM OF HORIZONTAL LAYERS= 3  
 STRUCTURE HEIGHT (M)= 6.000  
 WATER DEPTH (M)= 4.800  
 KINEMATIC VISCOSITY (M<sup>2</sup>/SEC)= .000000930  
 BW TOP WIDTH (M)= 2.520  
 TANH OF FRONT SLOPE= .6670  
 RUNUP COEFFICIENTS A= .692 B= .504  
 MATERIAL CHARACTERISTICS (MAKE ARMOR MATERIAL NUMBER 1)

MATERIAL= 1 DIAMETER (M)= .729 POROSITY= .370  
 MATERIAL= 2 DIAMETER (M)= .338 POROSITY= .370  
 MATERIAL= 3 DIAMETER (M)= .092 POROSITY= .370

HORIZONTAL LAYER CHARACTERISTICS  
 (MAKE LAYER NEXT TO SEABED LAYER NUMBER 1)

HORIZONTAL LAYER=	1 THICKNESS (M)=	2 THICKNESS (M)=	3 THICKNESS (M)=	MATERIAL=	1	2	3
1	3.550			LENGTHS (M)=	4.5	2.8	6.4
2	.780			LENGTHS (M)=	4.5	2.5	0.0
3	.470			LENGTHS (M)=	5.3	0.0	0.0

H(M)	T(SEC)	H/(G*T*T)	H/L	D/(G*T*T)	KTT	KTD	KT	KR	HT(M)
.100	5.00	.000408	.00335	.0196	.392	0.000	.392	.26	.039
.500	5.00	.002001	.01674	.0196	.213	0.000	.213	.28	.106
1.000	5.00	.004002	.03349	.0196	.151	0.000	.151	.27	.151
1.500	5.00	.006122	.05023	.0196	.131	.030	.130	.27	.203
1.750	5.00	.007143	.05860	.0196	.122	.080	.149	.26	.262
2.000	5.00	.008163	.06697	.0196	.115	.125	.169	.26	.339
.100	10.00	.000102	.00151	.0049	.401	0.000	.401	.50	.040
.500	10.00	.000510	.00753	.0049	.202	0.000	.202	.59	.101
1.000	10.00	.001020	.01507	.0049	.135	0.000	.135	.62	.135
1.500	10.00	.001531	.02260	.0049	.100	.115	.152	.63	.229
1.750	10.00	.001746	.02637	.0049	.088	.159	.182	.64	.318
2.000	10.00	.002041	.03013	.0049	.080	.193	.209	.64	.413
.100	20.00	.000026	.00073	.0012	.381	0.000	.381	.53	.038
.500	20.00	.000120	.00367	.0012	.186	0.000	.186	.66	.093
1.000	20.00	.000245	.00735	.0012	.127	.010	.127	.70	.127
1.500	20.00	.000363	.01102	.0012	.098	.154	.182	.71	.274
1.750	20.00	.000400	.01286	.0012	.087	.196	.214	.72	.375
2.000	20.00	.000510	.01470	.0012	.081	.227	.241	.72	.482

KTT = WAVE TRANSMISSION THROUGH THE STRUCTURE  
 KTD = WAVE TRANSMISSION BY OVERTOPPING COEFFICIENT  
 KT = TOTAL WAVE TRANSMISSION COEFFICIENT  
 KR = WAVE REFLECTION COEFFICIENT  
 HT = TRANSMITTED WAVE HEIGHT



Table G-7. Listing of the computer program MADSEN.

```

1      PROGRAM MADSEN(INPUT,OUTPUT,TAPES=INPUT,TAPE6=OUTPUT,TAPE3)
      COMMON/MADS1/NM,NL,D(11),N(11),LL(11,11),TH(11)
      COMMON/SEEL/NKL,FS
      REAL NKL
5      DIMENSION IBUF(1),TITLE(20),NUM(10)
      REAL L,NU,KT,KR,N,LE,NR,LL,KTO,KTT
      DATA NUM/1,2,3,4,5,6,7,8,9,10/
      PI=3.14159
      CALL READI
10     READ(5,590) NCOMP
      590  FORMAT(3I2,4X,7F10.5)
      DO 200 IJ=1,NCOMP
C READ INPUT INFORMATION
15     READ(5,171) (TITLE(JJM),JJM=1,20)
      171  FORMAT(20A4)
      WRITE(6,172) (TITLE(JJM),JJM=1,20)
      172  FORMAT(1H1,10X,20A4)
      READ(5,590) NT,NM,NL,HS,HO,NU, TOPW, TANB, RA, RB
      F=HS=HO
20     IF(RA.LE.0.) RA=0.692
      IF(RB.LE.0.) RB=.504
      WRITE(6,971) NT,NM,NL,HS,HO,NU, TOPW, TANB, RA, RB
      971  FORMAT(/,10X,1COMPUTATIONS OF WAVE TRANSMISSION THROUGH A POROUS
25     * BREAKWATER[//,5X, INUM OF WAVE CONDITIONS[.12X,13,/,5X,
      * [NUM OF MATERIALS=[.17X,13,/,5X,
      * [NUM OF HORIZONTAL LAYERS=[.6X,15,/,5X, [STRUCTURE HEIGHT (M)
      *=[.6X,F10.3,/,5X, [WATER DEPTH (M)=[.11X,F10.3,/,5X,
      * [KINEMATIC VISCOSITY (M2/SEC)=[.F11.9, /,5X, [BW TOP WIDTH (M)=[.
30     *10X,F10.3,/,5X, [TANB OF FRONT SLOPE=[.9X,F3.4,/,5X, [RUNUP COEFFICI
      *ENTS A=[.F6.3, B=[.F6.3)
      DO 99 I=1,11
      DO 98 J=1,11
      98  LL(I,J)=0.
      99  CONTINUE
35     WRITE(6,283)
      283  FORMAT(5X,[MATERIAL CHARACTERISTICS (MAKE ARMOR MATERIAL NUMBER 1)
      * (./)
      DO 6 I=1,NM
      READ(5,7) D(I),N(I)
40     7  FORMAT(10X,7F10.5)
      WRITE(6,177) I,D(I),N(I)
      177  FORMAT(5X,[MATERIAL=[.13,[ DIAMETER (M)=[.F 6.3,[ POROSITY=[.F6.3)
      6  CONTINUE
      WRITE(6,284) (NUM(JM),JM=1,NM)
45     284  FORMAT(/,5X,[HORIZONTAL LAYER CHARACTERISTICS[./,5X,
      * [(MAKE LAYER NEXT TO SEABED LAYER NUMBER 1) [./,
      * 52X,[MATERIAL=[.7(11,5X),/,63X,6(12,4X),/]
      DO 33 J=1,NL
      READ(5,7) TH(J),(LL(I,J),I=1,NM)
50     WRITE(6,178) J,TH(J),(LL(I,J),I=1,NM)
      178  FORMAT(5X,[HORIZONTAL LAYER=[.13,[ THICKNESS (M)=[.F 6.3,[ LENGTH
      *S (M)=[.7F6.1,/,60X,7F6.1)
      33  CONTINUE
      NM=NM+1
55     D(NM)=D(1)
      N(NM)=0.01
      NL=NL+1
      TH(NL)=10000000.
      LL(NM,NL)=3.*D(1)
60     WRITE(6,942)
      942  FORMAT(/,6X,[H(M) T(SEC) H/(G*T*T) H/L D/(G*T*T/) KTT
      * KTD KT KR HT(M)()
      DO 199 IK=1,NT
      READ(5,8) T,H
65     8  FORMAT(2F10.5)
      A=H*0.5
      DR=D(1)*0.5

```



Table G-7. Listing of the computer program MADSEN.--Continued

```

70      IF(A.LT.0.00001) GO TO 100
      IF(TANB.LE.0.) GO TO 37
      CALL REFL(A,HS,D(1),HO,TANB,T,RII,RIJ,L)
      AI=RII*A
22      DHT=2.*RU*A
      IFLAG=0
C ASSUME DHE=DHT AND ITERATE ON THE EQUIVALENT BW
75      ICOUNT=0
      DHE=DHT
10      ICOUNT=ICOUNT+1
      CALL EQRW(DHE,DHT,LE,HO,HS,TANB,NR,DR,TPW)
      CALL INTER(NR,T,LE,HO,AI,NU,DR,TI,RI,L,IFLAG)
80      IF(TFLAG.EQ.1) DR=DR*0.95
      IF(TFLAG.EQ.1) GO TO 22
      DHE=(1.+RI)*RII*A
      IF(ICOUNT.LT.4) GO TO 10
      KR=RI*RII
85      KTT=TI*RII
37      IF(TANB.LE.0.) CALL INTER(N(1),T,TPW,HO,A,NU,D(1),KTT,KR,L,IFLAG)
      IF(TFLAG.EQ.1) DR=DR*0.5
      IF(TFLAG.EQ.1) GO TO 37
      SURF=TANB/SQRT(W/(1.56*T*T))
90      RH=PA*SURF/(1.+RB*SURF)
      R=H*RH
      FR=F/R
      C=0.51-0.11*TOPW/HS
      KTO=C*(1.-FR)
95      IF((TOPW/HS).GT.0.88.AND.F.LT.0.) KTO=C*(1.-FR)=(1.+2.*C)*FR
      IF(KTO.GT.1.) KTO=1.
      IF(FR.GT.1.0) KTO=0.
      HGT2=A*2./(9.80*T*T)
      HL=2.*A/L
100     DGT2=HO/(9.80*T*T)
      FLAG=3H
      KT=SQRT(KTT**2+KTO**2)
      IF(KT.GT.1.0) KT=1.0
      HT=4*KT
105     WRITE(6,981) H,T,HGT2,HL,DGT2,KTT,KTO,KT,KR,HT
981     FORMAT(5X,F6.3,F10.2,F10.6,F10.5,F10.4,3F6.3,F6.2,F7.3)
100     CONTINUE
199     CONTINUE
      WRITE(6,201)
110     201     FORMAT(//,2X,(KTT = WAVE TRANSMISSION THROUGH THE STRUCTURE [ /
*2X,(KTO = WAVE TRANSMISSION BY OVERTOPPING COEFFICIENT [ /
* 2X,(KT = TOTAL WAVE TRANSMISSION COEFFICIENT [ /,2X,
* (KR = WAVE REFLECTION COEFFICIENT [
*/,2X,(HT = TRANSMITTED WAVE HEIGHT [)
115     200     CONTINUE
      STOP
      END
1     SUBROUTINE REFL(A,HS,D,HO,TANB,T,RII,RIJ,L)
      COMMON/MADS/FST(9,11),RUT(9,11),RT(17,11),TX(9,10),RX(9,10)
      DIMENSION FSS(11),RUS(11),RS(11)
      REAL I,LSL,LS
5     C CF = MODEL CORRECTION FACTOR TO ACCOUNT FOR MODEL SLOPE EFFECTS
      CF=1.28-0.578*TANB
      IF(TANB.LT.0.4) CF=1.02
      IF(TANB.GT.0.68) CF=0.89
C FIND WAVE LENGTH L
10     HOLO=HO/(1.56*T*T)
      CALL LENGT(HOLO,HOL)
      L=HO/HOL
      LS=HU/TANB
      IF(HS.LT.HO) LS=HS/TANB
15     LSL=LS/L
      IF(LSL.LT.0.8) GO TO 105
      TMIN=SQRT(6.283*(LS/0.8)/(9.8*TANH(6.283*HO/(LS/0.8))))
      WRITE(6,101) TMIN
101     FORMAT(//,1X,(WARNING=THE MINIMUM WAVE PERIOD TO BE ANALYZED BY T

```



Table G-7. Listing of the computer program MADSEN.--Continued

```

20      *THIS PROGRAM IS (.6,2,1 SEC FOR THIS CONDITION)
      LSL=0.799
105     I=(LSL*10.+1.)
C INTERPOLATE INPUT TABLE FOR THIS LSL VALUE
      II=LSL*20.+1.
25     DO 3 J=1,11
      FSS(J)=FST(I,J)+(FST(I+1,J)-FST(I,J))*(LSL-(I-1)*0.1)/0.1
      RUS(J)=RUT(I,J)+(RUT(I+1,J)-RUT(I,J))*(LSL-(I-1)*0.1)/0.1
3       RS(J)=RT(II,J)+(RT(II+1,J)-RT(II,J))*(LSL-(II-1)*0.05)/0.05
C GUESS PHI AND ITERATE
30     PHI=5.0
      M=0
6       J=PHI
      FAC=(ALOG(PHI+1.)-ALOG(J+1.))/(ALOG(J+2.)-ALOG(J+1.))
35     FSS(J+1)+          FAC*(FSS(J+2)-FSS(J+1))
      RUS(J+1)+          FAC*(RUS(J+2)-RUS(J+1))
      RII=RS(J+1)+(RS(J+2)-RS(J+1))*FAC
      ARG=0.29*(D/HO)**0.2*(RU*2.*A/(HO*TANB))**0.3*FS
      PHIN=0.5*ATAN(ARG)*57.29578
      M=M+1
40     DEL=ARS(PHIN-PHI)
      IF(M.GT.20) GO TO 9
      PHI=PHIN
      IF(PHI.LT.0.01) PHI=0.01
      IF(PHI.GT.9.99) PHI=9.99
45     IF(DEL.GT.0.05) GO TO 6
9       KII=RII*CF
      RETURN
      END
1       SUBROUTINE READ1
      COMMON/MADS/FST(9,11),RUT(9,11),RT(17,11),TX(9,10),RX(9,10)
177     FORMAT(3X,17F4,2)
5       DO 1 M=1,11
1       READ(5,177) (FST(N,M),N=1,9)
      DO 2 M=1,11
2       READ(5,177) (RUT(N,M),N=1,9)
      DO 3 M=1,11
3       READ(5,177) (RT(N,M),N=1,17)
10      DO 4 M=1,10
4       READ(5,177) (TX(N,M),N=1,9)
      DO 5 M=1,10
5       READ(5,177) (RX(N,M),N=1,9)
      RETURN
15      END
1       SUBROUTINE EURW(DHE,DHT,LE,HO,HS,TANB,NR,DR,TOPW)
      COMMON/MADS1/NM,NL,D(11),N(11),L(11,11),TH(11)
      DIMENSION BETA(11),DH(11)
      REAL N,L,LE,NR
5       NR=0.435
      BETAR=2.7*(1.-NR)/(NR**3*DR)
      DO 21 I=1,NM
21      BETA(I)=2.7*(1.-N(I))/(N(I)**3*D(I))
      TH1=0.
10      TH2=0.
      DO 4 J=1,NL
      TH1=TH1+TH(J)
      NYL=J
15      DH(J)=TH(J)/HO
      IF(TH1.GT.HO) DH(J)=(HO-TH2)/HO
      IF(TH1.GT.HO) GO TO 5
4       TH2=TH2+TH(J)
5       SUM2=0.
20      DO 16 J=1,NYL
      SUM1=0.
      DO 17 I=1,NM
17      SUM1=SUM1+BETA(I)/BETAR*L(I,J)
16      SUM2=SUM2+DH(J)/(SQRT(SUM1))
      LE=1./(SUM2**2)*DHE/DHT

```



Table G-7. Listing of the computer program MADSEN.--Continued

```

25      RETURN
      END
1      SUBROUTINE INTER(N,T,L,HU,A,NU,D,TI,RI,WL,IFLAG)
      COMMON/SEFL/NKL,FS
      COMMON/MADS/FST(9,11),RUT(9,11),RT(17,11),TX(9,10),RX(9,10)
5      DIMENSION TS(10),RS(10)
      REAL NKL,L,NU,K0,LAMBDA,N
      SS=(N/0.45)**2
      K0=2.*3.14159/WL
      NKL=N*K0*L
10     BETA=2.7*(1.-N)/(N**3*D)
      LAMBDA=1.
      F=0.
      RC=170.
      IC=0
2      FN=F
15     IC=IC+1
      U=A*SQRT(9.80/H0)/(1.+LAMBDA)
      RD=U*D/NU
      F=N*(K0*L)*(SQRT(1.+(1.+RC/RD)*(16.*BETA*A*L/(3.*3.14159*H0))))-1.
      LAMBDA=K0*L*F/(2.*N)
20     IF(IC.GT.10) GO TO 5
      IF(ABS(FN-F)/F).GT.0.02) GO TO 2
5      TI=1./(1.+LAMBDA)
      RI=LAMBDA/(1.+LAMBDA)
      FS=F/SS
25     C WRITE(6,397) F,FS,U,RD
397    FORMAT(20X,(F,FS,U,RD)=(.4E13.5)
      IF(NKL.GT.0.9) IFLAG=1
      IF(NKL.GT.0.9) RETURN
      IF(NKL.LT.0.1) RETURN
30     IF(FS.GT.35.) FS=35.
      J=NKL*10.
      I=FS
      C INTERPOLATE MADSEN CURVES 2 AND 3
      DO 1 M=1,10
35     RS(M)=RX(J,M)+(RX(J+1,M)-RX(J,M))*(NKL-n,1*J)/0.1
1      TS(M)=TX(J,M)+(TX(J+1,M)-TX(J,M))*(NKL-n,1*J)/0.1
      IF(FS.LF.1.0) TI=TS(1)+ALOG10(FS)*(TS(10)-TS(1))
      IF(FS.LF.1.0) RT=RS(1)+ALOG10(FS)*(RS(10)-RS(1))
40     IF(FS.GF.10.) TI=TS(10)*(35.-FS)/25.
      IF(FS.GF.10.) RT=RS(10)+(1.-RS(10))*(FS-10.)/25.
      IF(FS.LF.1.0.OR.FS.GE.10.0) RETURN
      HI=RS(I)+(RS(I+1)-RS(I))*(ALOG(FS)-ALOG(I*1.))/(ALOG(I+1.)-ALOG(I*
*1.))
      TI=TS(I)+(TS(I+1)-TS(I))*(ALOG(FS)-ALOG(I*1.))/(ALOG(I+1.)-ALOG(I*
*1.))
45     RETURN
      END
1      SUBROUTINE LENGT(DLO,DL)
      REAL LD,LDNEW,LOD
      LD=1.0/DLO
5      LOD=1.0/DLO
      N=1
      PI=3.14159
1      ARG=2.0*PI/LOD
      LDNEW=LOD*TANH(ARG)
      N=N+1
10     DIFF=ABS(LDNEW-LD)
      IF(N=200) 3,4,4
3      IF(DIFF=0.0005) 2,2,5
5      LD=(LDNEW+LD)/2.0
      GO TO 1
15     4      DL=1.0/LDNEW
      WRITE(6,100) DLO,DL
100    FORMAT(44H SUBROUTINE LENGTH DID NOT CONVERGE, D/LO = ,F10.5,
1      8HD/L = ,F10.5)
2      DL=1.0/LDNEW
20     RETURN
      END

```



Seelig, William N.

Two-dimensional tests of wave transmission and reflection characteristics of laboratory breakwaters / by William N. Seelig - Fort Belvoir, Va. : U.S. Coastal Engineering Research Center ; Springfield, Va. : available from National Technical Information Service, 1980.

[187] p. : ill. : 27 cm. - (Technical report - U.S. Coastal Engineering Research Center ; no. 80-1)

Includes bibliographical references.

Appendixes.

This report presents the results of research conducted to develop methods for estimating wave transmission past submerged, subaerial, permeable, and impermeable breakwaters. The final prediction techniques are given in the form of computer programs; laboratory data used to develop and test the methods are included as appendixes.

1. Breakwaters. 2. Wave reflection. 3. Wave transmission.

I. Title. II. Series: U.S. Coastal Engineering Research Center. Technical report no. 80-1.

TC203

.U581tr

no. 80-1

627

Seelig, William N.

Two-dimensional tests of wave transmission and reflection characteristics of laboratory breakwaters / by William N. Seelig - Fort Belvoir, Va. : U.S. Coastal Engineering Research Center ; Springfield, Va. : available from National Technical Information Service, 1980.

[187] p. : ill. : 27 cm. - (Technical report - U.S. Coastal Engineering Research Center ; no. 80-1)

Includes bibliographical references.

Appendixes.

This report presents the results of research conducted to develop methods for estimating wave transmission past submerged, subaerial, permeable, and impermeable breakwaters. The final prediction techniques are given in the form of computer programs; laboratory data used to develop and test the methods are included as appendixes.

1. Breakwaters. 2. Wave reflection. 3. Wave transmission.

I. Title. II. Series: U.S. Coastal Engineering Research Center. Technical report no. 80-1.

TC203

.U581tr

no. 80-1

627

Seelig, William N.

Two-dimensional tests of wave transmission and reflection characteristics of laboratory breakwaters / by William N. Seelig - Fort Belvoir, Va. : U.S. Coastal Engineering Research Center ; Springfield, Va. : available from National Technical Information Service, 1980.

[187] p. : ill. : 27 cm. - (Technical report - U.S. Coastal Engineering Research Center ; no. 80-1)

Includes bibliographical references.

Appendixes.

This report presents the results of research conducted to develop methods for estimating wave transmission past submerged, subaerial, permeable, and impermeable breakwaters. The final prediction techniques are given in the form of computer programs; laboratory data used to develop and test the methods are included as appendixes.

1. Breakwaters. 2. Wave reflection. 3. Wave transmission.

I. Title. II. Series: U.S. Coastal Engineering Research Center. Technical report no. 80-1.

TC203

.U581tr

no. 80-1

627

Seelig, William N.

Two-dimensional tests of wave transmission and reflection characteristics of laboratory breakwaters / by William N. Seelig - Fort Belvoir, Va. : U.S. Coastal Engineering Research Center ; Springfield, Va. : available from National Technical Information Service, 1980.

[187] p. : ill. : 27 cm. - (Technical report - U.S. Coastal Engineering Research Center ; no. 80-1)

Includes bibliographical references.

Appendixes.

This report presents the results of research conducted to develop methods for estimating wave transmission past submerged, subaerial, permeable, and impermeable breakwaters. The final prediction techniques are given in the form of computer programs; laboratory data used to develop and test the methods are included as appendixes.

1. Breakwaters. 2. Wave reflection. 3. Wave transmission.

I. Title. II. Series: U.S. Coastal Engineering Research Center. Technical report no. 80-1.

TC203

.U581tr

no. 80-1

627