

## FluoroLine® 4300 High Purity High Molecular Weight (HMW) PFA Tubing

[Ordering Information](#) | [Laser Marking Codes](#) | [Performance Data](#) | [Accessories](#) | [Technical Information](#)

### Ordering Information

Standard Wall  
Use for Flaretek® Tube Fitting Connections

Part Number	O.D.	O.D. Tolerance	I.D.	Wall Thickness	Wall Thickness Tolerance	Minimum Bend Radius	Maximum Coil Length	Maximum Reel Length	Quantity
UAT250-047	.250" (6.35 mm)	±.004" (±.10 mm)	.156" (3.96 mm)	.047" (1.19 mm)	±.004" (±.10 mm)	1.5" (38 mm)	1,000'	5,000'	<input type="text" value="1"/> <a href="#">ADD TO ORDER</a>
UAT375-062	.375" (9.52 mm)	±.004" (±.10 mm)	.251" (6.38 mm)	.062" (1.57 mm)	±.005" (±.13 mm)	2.0" (51 mm)	1,000'	5,000'	<input type="text" value="1"/> <a href="#">ADD TO ORDER</a>
UAT500-062	.500" (12.70 mm)	±.005" (±.13 mm)	.376" (9.55 mm)	.062" (1.57 mm)	±.005" (±.13 mm)	2.3" (58 mm)	1,000'	4,000'	<input type="text" value="1"/> <a href="#">ADD TO ORDER</a>
UAT750-062	.750" (19.05 mm)	±.005" (±.13 mm)	.626" (15.90 mm)	.062" (1.57 mm)	±.005" (±.13 mm)	9.0" (229 mm)	500'	1,500'	<input type="text" value="1"/> <a href="#">ADD TO ORDER</a>
UAT1000-062	1.000" (25.40 mm)	±.005" (±.13 mm)	.876" (22.25 mm)	.062" (1.57 mm)	±.005" (±.13 mm)	11.0" (279 mm)	250'	750'	<input type="text" value="1"/> <a href="#">ADD TO ORDER</a>
UAT1250-075	1.250" (31.75 mm)	±.007" (±.18 mm)	1.100" (27.94 mm)	.075" (1.90 mm)	±.007" (±.18 mm)	12.5" (318 mm)	N/A	500'	<input type="text" value="1"/> <a href="#">ADD TO ORDER</a>
UAT1570-086	1.575" (40.00 mm)	±.007" (±.18 mm)	1.398" (35.51 mm)	.086" (2.18 mm)	±.007" (±.18 mm)	22.5" (572 mm)	N/A	500'	<input type="text" value="1"/> <a href="#">ADD TO ORDER</a>

Thin Wall  
(Not laser marked)

Part Number	O.D.	O.D. Tolerance	I.D.	Wall Thickness	Wall Thickness Tolerance	Minimum Bend Radius	Maximum Coil Length	Maximum Reel Length	Quantity
UAT250-030	.250" (6.35 mm)	±.004" (±.10 mm)	.190" (4.83 mm)	.030" (0.76 mm)	±.004" (±.10 mm)	2.0" (51 mm)	1,000'	2,000'	<input type="text" value="1"/> <a href="#">ADD TO ORDER</a>
UAT375-030	.375" (9.52 mm)	±.004" (±.10 mm)	.315" (8.00 mm)	.030" (0.76 mm)	±.004" (±.10 mm)	3.5" (89 mm)	1,000'	5,000'	<input type="text" value="1"/> <a href="#">ADD TO ORDER</a>
UAT500-030	.500" (12.70 mm)	±.005" (±.13 mm)	.440" (11.18 mm)	.030" (0.76 mm)	±.004" (±.10 mm)	5.0" (127 mm)	1,000'	2,000'	<input type="text" value="1"/> <a href="#">ADD TO ORDER</a>

### Laser Marking Codes

450 4 0123456789

#### Work Order Number

Work order number traceable to a specific material lot number, date manufactured and production inspection record.

#### O.D. Size

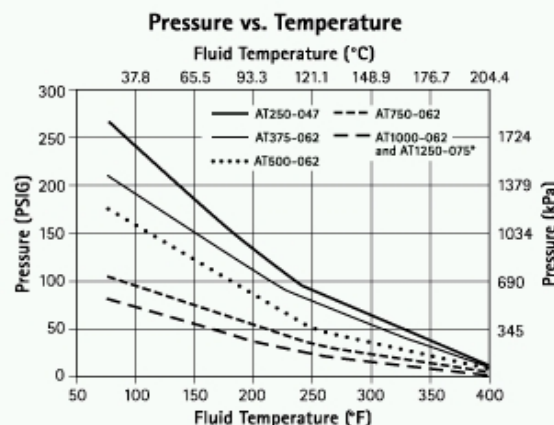
- 4=1/4" (6.4 mm) O.D.
- 5=5/16" (7.9 mm) O.D.
- 6=3/8" (9.5 mm) O.D.
- 8=1/2" (12.7 mm) O.D.
- 12=3/4" (19.1 mm) O.D.
- 16=1" (25.4 mm) O.D.
- 20=1 1/4" (31.8 mm) O.D.
- 24=1.57" (40 mm) O.D.

#### Material

450=FluoroLine® 4300 High Purity HMW PFA Tubing

Custom marking is available. Contact the factory for additional information.

### Performance Data



\*1" and 1 1/4" ratings very slightly. Please consult the factory for specific rating information. 1.57" (40 mm) rating is 71 PSIG @ 75°F.

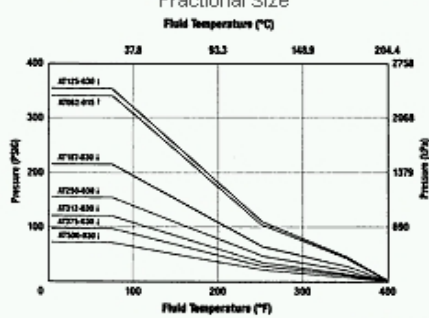
[Click to enlarge](#)

1.57" (40 mm) rating is 71 psig at 75 F.

Ratings for Standard Wall

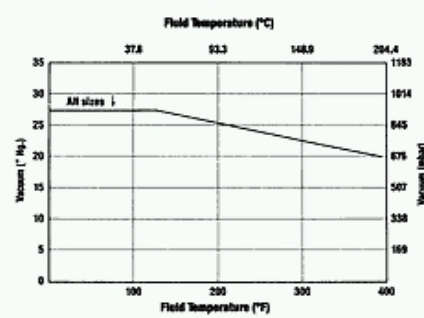
FluoroLine® 4400, 4300 and 4200 PFA Tubing

Fractional Size



Ratings for Thin Wall  
FluoroLine® 4300 and 4200  
PFA Tubing

[Click to enlarge](#)



Vacuum Limitations on  
Thin (.030") Wall FluoroLine® 4300 and 4200  
PFA Tubing

### Accessories

- FlareLock® II Groove Tools
- Flaretek® Fitting Flaring Tools
- PrimeLock™ and Flaretek® Heating Tools
- Integral Ferrule Groove Tools
- Tube Cutters

### Technical Information

- Tubing
- Pressure/Temperature Rating for Tubing and Pipe
- Maximum Pressure Capabilities
- FluoroLine® 4400, 4300 and 4200 PFA Tubing
- Flaretek® Tube Fitting Flare and Assembly Procedures (for 1/4", 3/8", 1/2", 3/4" and 1" sizes)
- 1 1/4" Reduced Footprint Flaretek® Tube Flare and Assembly Procedures
- FlareLock® II Tube Fitting Flare and Assembly Procedures
- Quikgrip® Tube Fittings Assembly Procedure
- Galtek® Integral Ferrule Fitting Assembly Procedure

[Top of Page](#)

[View printer-friendly version of this page](#)