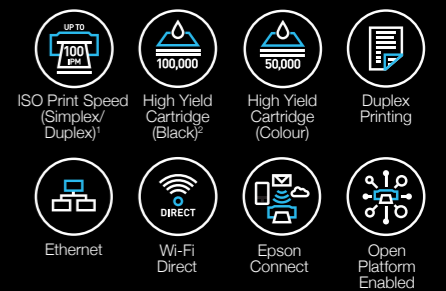


EPSON

# SHAPING THE FUTURE OF BUSINESS PRINTING WITH HEAT-FREE TECHNOLOGY.



Powered by Heat-Free Technology, the Epson WorkForce Enterprise printers, WF-C20600, WF-C20750 and WF-C21000 provide consistent high-speed printing and consume less power which increases productivity while minimising running costs. Designed to suit the varying business needs, these printers offer printing speeds of up to 60, 75, and 100 pages per minute. Also, with fewer replacement parts, these printers are built to reduce environmental impact.



## IT'S IN THE DETAILS.

### Exceptional Performance

Maximum productivity with consistent high speed printing of up to 100 pages per minute, even in duplex mode.

### Environmentally Friendly

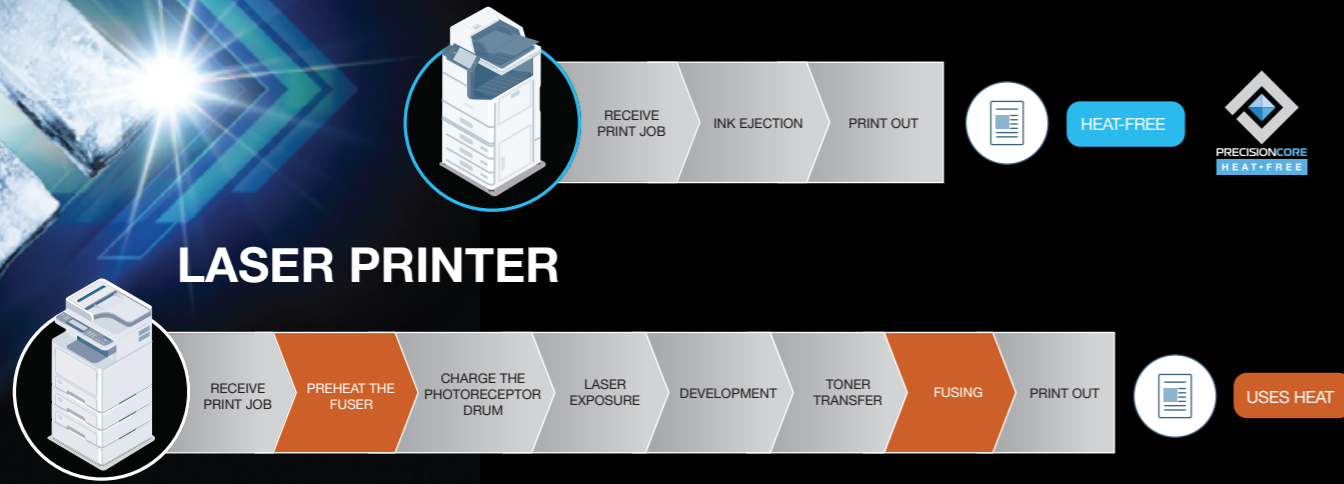
With Epson Heat-Free Technology, significantly less power consumption meets less frequent part replacements to reduce impact on the environment.

### Enhanced Finishing

Enjoy greater flexibility with new finishing options that allow stapling, hole-punching and booklet printing.



# Switch to Epson Heat-Free Printers to Enjoy Unrivalled Benefits



**Save time with consistent high speed printing**  
No heat is required to warm-up, allowing the printer to print immediately. Consistent high speed printing up to 100 pages per minute is possible, even for high coverage documents.

**Fewer replacement parts, lower environmental impact**  
Uses up to 59% fewer replacement parts\*\* than laser printers. No heat damage to the printhead.

**Less power consumption saves energy and money**  
With no fuser unit to heat, reduce energy consumption by up to 85%\* compared to laser printers, resulting in cost savings for electricity bills.

**Less intervention increases productivity**  
With fewer parts to replace and printheads that last longer, the amount of intervention is decreased, providing improved reliability and reduced downtime.

## Less Intervention Increases Productivity

The Heat-Free structure of Epson inkjet printers means that there are fewer parts that can fail, which reduces the amount of intervention required. As a result, Epson inkjet printers offer improved reliability and significantly reduced downtime.

### Comparison of periodic replacement parts



Amendment of the below clause is updated as of November 2022.

\* Testing was commissioned by Epson and conducted by Keypoint Intelligence. One specific model was selected from color laser multi-function printers in the 65-70ppm class. Epson WorkForce Enterprise WF-C21000 with 100ppm (equivalent model in Europe was used during the evaluation). This data is as of September, 2020. Devices were tested in default mode as per Keypoint Intelligence's proprietary standard energy consumption test methods. Calculations were based on a weekday workload of 2 x 4 hours printing + 16 hours in sleep/standby mode, and weekend energy use of 48 hours in sleep/standby mode. A total of 69 pages of workload test pattern using DOC, XLS, PPT, HTML, PDF files and Outlook email messages were printed six times in each 4-hour printing period.

\*\* Testing was commissioned by Epson and conducted by Keypoint Intelligence. One competitor model was selected from worldwide best-selling vendor^ in the 65ppm and 70ppm colour laser multi-function printer. Epson Work Force Enterprise WF-C20600 with 60ppm (equivalent model in Europe was used during the evaluation). Consumables and periodic replacement parts required to print 1M pages. The weight includes all used consumables, periodical replacement parts and their packaging. Test printed pattern used was ISO24712.

^Source: IDC's Worldwide Quarterly Hardcopy Peripherals Tracker 2020Q2, Units Share by Company.

## PrecisionCore Heat-Free Technology

PrecisionCore is the next-generation inkjet printhead technology driving Epson's inkjet resolution. It merges advanced key component technologies, state-of-the-art MEMS\* fabrication and high-precision assembly processes honed over decades.

Epson's proprietary Micro Piezo inkjet technology doesn't use heat in the ink ejection process, and it's this Heat-Free Technology that separates our printers from the competition. Epson's Heat-Free printers does not require heat in the ink ejection process. Instead pressure is applied to the Piezo element, which flexes backwards and forwards firing the ink from the printhead.

\*MEMS (Micro Electro Mechanical Systems): Devices possessing mechanically driven elements, manufactured through the application of semiconductor processing technology.



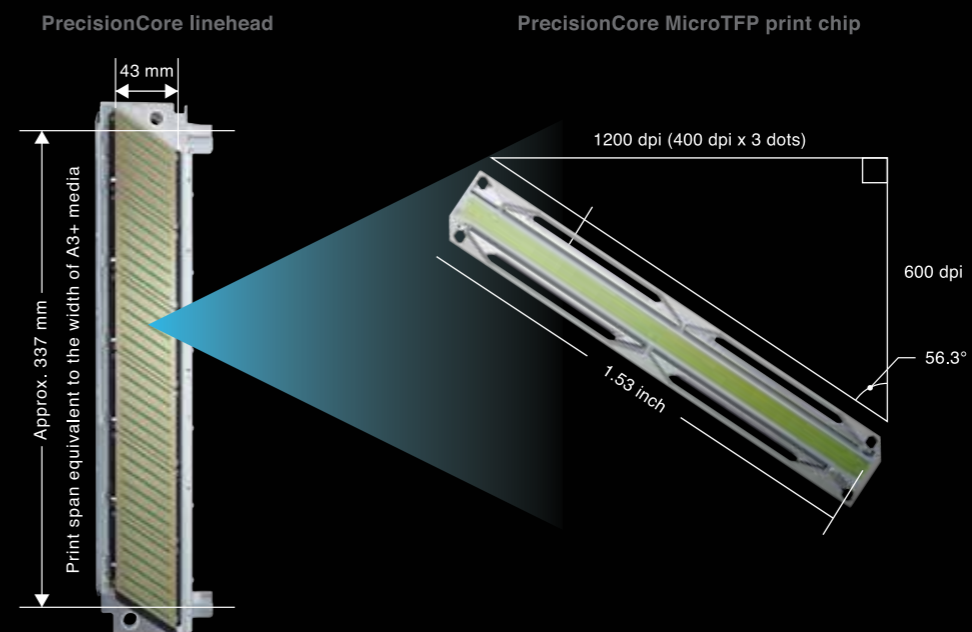
## PrecisionCore MicroTFP Print Chip

MicroTFP print chips are the core element of PrecisionCore Heat-Free Technology. By achieving higher precision and greater miniaturization in Epson's advanced thin film piezo (TFP) technology, the basic performance of this printhead module has been radically improved, and application to a wider range of uses made possible.

The thin film piezo element that drives ink ejection is approximately 1 micron thin (one-hundredth the thickness of a human hair). By closely controlling the voltage applied to such piezo elements, it is possible to fire up to 50,000 shots of ink per second from a single nozzle, to precise positions and in the necessary quantities.


## PrecisionCore Linehead

By optimally arraying 36 of these MicroTFP print chips in a diagonal configuration, Epson has developed a compact linehead just 43 mm wide that boasts about 33,500 active nozzles. This size-conscious core device contributes to reduced space requirements of the product itself, and successfully enables high-speed performance of printing up to 100 pages per minute, within a compact design.



## Save Time With Consistent High-speed Printing

The WorkForce Enterprise is able to realise the same productivity level, in simplex and duplex printing of up to 100 pages per minute due to its shortest duplex route design.



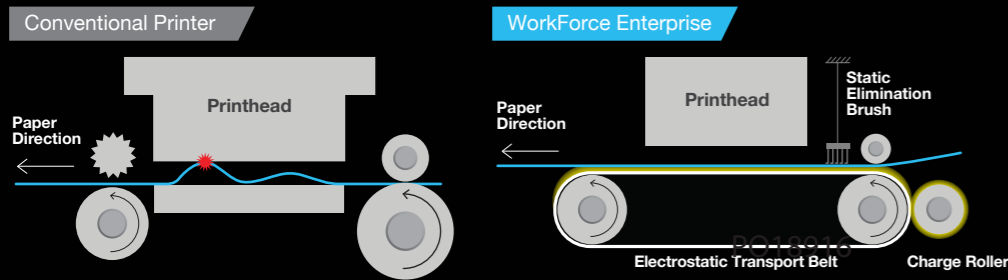
Switchback paper path design ensures ultra-fast throughput even in duplex printing.

## Low Power Consumption Saves Energy And Money

Epson Heat-Free Technology uses less power than laser technology because it does not use heat to warm up. As Epson inkjet printers have no fuser unit to heat, this results in significantly less energy consumption.



Epson Inkjet Printers Up to **85%** less power consumption\* VS Laser Printers



Thanks to Epson's efficient paper transport mechanism, enjoy reliable and consistently excellent image quality of up to 600 x 2400dpi (600 x 1200dpi as default).

## Superb Print Quality With DURABrite™ Pro Ink

Using high capacity ink cartridges, print up to 100,000 pages in black\*\* or 50,000 pages in colour without interruption. This means fewer consumable changes, reducing waste and allowing for less user intervention.

The fast drying pigment ink is also water resistant, safeguarding your printouts from accidental spills.



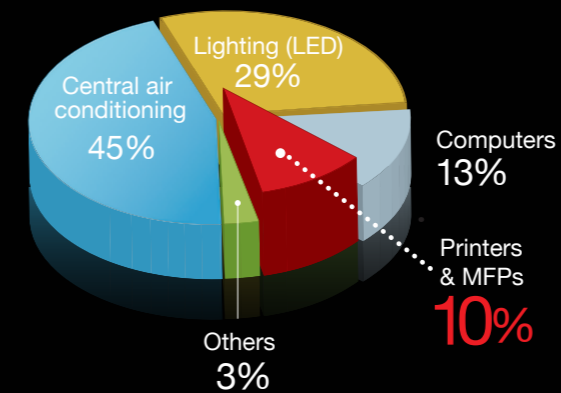
up to 100,000 pages  
up to 50,000 pages (composite yield)

\*Based on Epson testing methodology  
\*\* Based on 2 cartridges

## Reduce Power Consumption with Epson Heat-Free Printers

In today's offices, only central air conditioning and lighting consume more energy than office automation equipment. In fact, printers and MFPs account for as much as 10% of electric consumption. Replacing laser printers with Epson WorkForce Enterprise can cut printing-related energy significantly. Lower energy consumption also reduces environmental impact because it reduces CO<sub>2</sub> emissions.

How power is consumed at the office\*\*



Amendment of the below clause is updated as of November 2022.

\*Testing was commissioned by Epson and conducted by Keypoint Intelligence. One specific model was selected from color laser multi-function printers in the 65-70ppm class. Epson WorkForce Enterprise WF-C21000 with 100ppm (equivalent model in Europe was used during the evaluation). This data is as of September, 2020. Devices were tested in default mode as per Keypoint Intelligence's proprietary standard energy consumption test methods. Calculations were based on a weekday workload of 2 x 4 hours printing + 16 hours in sleep/standby mode, and weekend energy use of 48 hours in sleep/standby mode. A total of 69 pages of workload test pattern using DOC, XLS, PPT, HTML, PDF files and Outlook email messages were printed six times in each 4-hour printing period.

\*\*Epson research based on data from a commissioned survey conducted in March 2018 by SOMPO Risk Management & Health Care Inc.

Consumables	Paper Yield <sup>7</sup>	Order Code WF-C20600	Order Code WF-C20750	Order Code WF-C21000
Black <sup>2</sup>	50,000 pages	C13T02Q100	C13T02S100	C13T02Y100
Cyan	50,000 pages Composite Yield	C13T02Q200	C13T02S200	C13T02Y200
Magenta		C13T02Q300	C13T02S300	C13T02Y300
Yellow		C13T02Q400	C13T02S400	C13T02Y400
Maintenance Box	—		C13T671300	
Maintenance Roller (Main Unit)	—		C12C935961	
Maintenance Roller (Paper Cassette)	—		C12C935941	
Staple Cartridge for Staple Finisher	3 x 5,000 staples		C12C935401	
Staple Cartridge for Booklet Finisher	2 x 2,000 staples		C12C935411	

## Fewer Replacement Parts, Lower Environmental Impact

Thanks to Heat-Free Technology, Epson inkjet printers use fewer parts that need replacing than in a laser printer, and our printheads are not a consumable. This reduces the environmental burden of manufacturing and recycling the additional resources.

Epson Inkjet Printers Up to **59%** less replacement parts\*\*\* VS Laser Printers



Epson WorkForce Enterprise WF-C20590

VS



Laser printer

Comparison of supplies and packaging waste after 1 million prints.

## Certified Environmental Performance



Epson is committed to developing environmentally conscious products, which means that sustainability is considered from conception to completion. Our Epson WorkForce Enterprise Printers, WF-C20600, WF-C20750, and WF-C21000 comply with some of the world's most stringent environmental certification standards.

We offer sustainable innovations because we recognise that the choices we make as organisations, individuals or a society will be essential to our shared success.

## Options And Software Solutions

Options	Order Code
Finisher Bridge Unit / LX3FBU1	C12C935101
Staple Finisher / LX3SF1	C12C935501
Staple Finisher-P2 / LX3SF2	C12C938251
Booklet Finisher / LX3BF1	C12C935071
Saddle Unit / LX3SU1	C12C935821
2/4 Hole Punch Unit / LX3HPU1	C12C935171
2/3 Hole Punch Unit / LX3HPU2	C12C935181
High Capacity Tray / LXA3LPU1	C12C933041
EpsonNet 10/100/1000Base Tx Int.	C12C934471
Super G3 Multi Faxboard	C12C934491
Paper Cassette Lock (set of 4)	C12C933231
Optional Paper Guide	C12C935901

Software Solutions Options	Order Code
Epson Print Admin	7110574
Epson Print Admin – Advanced Workflows	C12C938801
Epson Print Admin Serverless	7111310
Document Capture Pro – Enhanced OCR	C12C938761

## Enhanced Finishing Capability

Increase productivity with expanded paper handling and a variety of finishing options for stapling, hole punching, folding and booklet making.

### Staple Finisher



Shift-sorting



Stapling



Hole punching

### Staple Finisher-P2



Shift-sorting



Stapling

### Booklet Finisher



Shift-sorting



Folding



Stapling



Saddle-stitching



Hole punching



**Finisher Tray**  
• Stacking (up to 4,000 sheets)  
• Shift Sort  
• Stapling  
• Hole Punch (Optional)

**Upper Tray**  
• Fax only

**Duplex ADF**  
• Up to 150 sheets

**Face Up Tray**

**Main Tray**  
• Up to 500 sheets  
• Rotate Sort

**Manual Tray**  
• Thick Paper  
• Special Media  
• Long Paper

**Cassette Tray**  
Up to 2,200 sheets (4 trays)

**Finisher Tray**  
• Stacking (up to 2,000 sheets)  
• Shift Sort  
• Stapling

**Finisher Tray**  
• Stacking (up to 1,700 sheets)  
• Shift Sort  
• Stapling  
• Hole Punch (Optional)

**Lower Tray**  
• Folding  
• Booklet making

**High Capacity Tray**  
(Optional)  
• Up to 3,000 sheets

## Friendly Operability

The WorkForce Enterprise simplifies it for large workgroups to print, copy, scan, to email and more at ultra-fast speeds. When it comes to replacing the ink, there are no messy toner cartridges to deal with and no waiting for parts to cool.



Enjoy impressive scan speeds of up to 60ppm/110ipm in duplex. The dual CIS technology allows convenient duplex scanning in a single pass.



The intuitive 9" touchscreen panel with a user-friendly interface makes it simple to operate the printer.



Easy front access door to the printer's ink cartridges makes replacement fast and hassle-free.



Easy removal of jammed paper with easy-to-follow instructions from the printer.



Easy front access to maintenance box allows maximum printer uptime.



Easy refill of paper with these cassette trays that can be opened smoothly and effortlessly.

## Advanced Workflow Solutions

Take advantage of remote management, customise print options and enjoy seamless compatibility with the Epson WorkForce Enterprise. Integrate these into your existing IT infrastructure to improve productivity and increase efficiency. For more information, please visit [www.epson.com.sg/software-solutions](http://www.epson.com.sg/software-solutions).

### Epson Solutions

#### Fleet Management

##### Epson Device Admin

Deploy and manage a fleet of devices with a single interface. Simplify deployment with the use of templates. Generate various customisable reports for cost saving activities and efficient deployment.

##### Epson Remote Service

Manage and monitor a fleet of devices from anywhere in the world with a cloud based web interface. Epson Remote Services provide vendors a platform to manage their devices and customers and to run managed print services. Support can be provided efficiently by Epson and partners with accurate diagnosis.

#### Print and Scan Management

##### Epson Print Admin

Manage print jobs and distribute documents securely thru authentication with server based solution. Reduce cost and improve security by setting printing rules and control the use of each feature for user. Fully customisable reports can be generated for audits.

##### Epson Print Admin – Advanced Workflows

Enhances the capability of document distribution functions of Epson Print Admin with OCR and automation features.

##### Epson Print Admin Serverless

Secures the printer with authentication function to improve document security and preventing misuse. Generate reports for accountability.

##### Epson Open Platform

Expand the capabilities of the devices by integrating with supported 3rd party software solutions. Software providers can develop with Epson Open Platform to create fully customised solutions for the customers.

#### Document Management

##### Document Capture Pro\*

Use document workflows to easily manage and distribute documents by automation. Create searchable PDFs with built-in OCR capability and perform batch scanning with document separation by barcode, OCR and blank page detection. \* Document Capture Mac version has limited functionality.

##### Document Capture Pro – Enhanced OCR

Enhances OCR support of Document Capture Pro to support more languages and text recognition capabilities. Capture areas from a document by character or barcode recognition and export it to a file for processing.

##### Document Capture Pro Server

Centralise scanning and manage a fleet of up to 1,000 scanners without the need to install drivers on individual computers. Create and assign up to 30 job settings right to the panel with a single web interface. Process and distribute documents securely and track them with reports.

## Connectivity Features

### Network Connectivity and Standalone Capability

Equipped with Ethernet, Wi-Fi, RJ-11 fax, Wi-Fi Direct and USB 3.0, the printer is apt for office environments. In addition, Wi-Fi Direct acts as an access point, allowing up to four devices to connect to the printer at a time.



### Expandable Connectivity

The printer comes standard with a network port for shared usage across the network. Expand connectivity to multiple networks with the additional network option.

Up to 3 fax ports can be added for simultaneous communication.



## Cloud and Mobile Solutions

Print your documents from any part of the world wirelessly with Epson Connect's wide range of features:

- **Epson iPrint** - Print from and scan directly to your smart device or online cloud storage services.
- **Epson Email Print** - Print to any Email. Print-enabled Epson printer from any device or PC with email access.
- **Remote Print Driver** - Print to a compatible Epson printer anywhere in the world via the internet using a PC with Remote Print driver or from mobile devices via the Epson iPrint app.
- **Scan to Cloud** - Share your scans through email or store them online in cloud storage services.

Other solutions:

- **Apple AirPrint**
- **Mopria Print Service**
- **Microsoft Universal Print**

## Robust Security Features

### Confidential Job

Print confidential documents by setting a PIN to a print job for release on the printer panel.

### IP Address Filter

Secure your documents by preventing unauthorised devices from connecting to the printer.

### Panel Admin Mode

Set a password to access and change administrator settings for the printer. This prevents unauthorised users from changing the printer settings.

### Access Control

Reduce risk of information leaks by limiting the access to functions for up to 10 user accounts.

### LDAP Address Book

Prevent information leaks by using the address book registered in the LDAP server to accurately select recipient's email addresses.

## SPECIFICATIONS

Model Number	WF-C20600 (C11CH86502)	WF-C20750 (C11CH87502)	WF-C21000 (C11CH88502)
<b>Printing</b>			
Printing Technology	PrecisionCore™ Line Head Inkjet Technology		
Nozzle Configuration	8,676 nozzles each colour (Black, Cyan, Magenta, Yellow)		
Maximum Resolution	600 x 2,400 dpi		
Minimum Ink Droplet Volume	3.5 pl		
Print Speed (Black and Colour) <sup>1)</sup>			
ISO 24734, A4, Simplex / Duplex	Approx. 60 ipm / 60 ipm	Approx. 75 ipm / 75 ipm	Approx. 100 ipm / 100 ipm
ISO 24734.2, A3, Simplex / Duplex	Approx. 37 ipm / 21 ipm	Approx. 45 ipm / 25.4 ipm	Approx. 54 ipm / 36.3 ipm
First Page Out Time	Approx. 5.7 sec / 5.7 sec	Approx. 5.5 sec / 5.5 sec	Approx. 5.0 sec / 5.0 sec
Printer Language	ESC / P-R		
Printer Control Language Emulations	PCL5 / PCL6 / PostScript3 / PDF (ver1.7)		
HDD Capacity	320GB (Encrypted)		
Automatic 2-sided printing	Yes		
<b>Copying</b>			
Copy Speed (Black and Colour) <sup>1)</sup>			
ISO 29183, A4, Simplex (Flatbed)	Approx. 60 ipm	Approx. 75 ipm	Approx. 100 ipm
ISO 24735, A4, Simplex (ADF 1:1)	Approx. 60 ipm	Approx. 75 ipm	Approx. 100 ipm
ISO 24735, A4, Duplex (ADF 1:2 / 2:2)	Approx. 60 ipm	Approx. 75 ipm	Approx. 100 ipm
Maximum Copies from Standalone	9,999 copies		
Max Copy Resolution	600 x 1,200 dpi		
Reduction/Enlargement	25 - 400%, Auto Fit Function		
Copy Paper Size (Flatbed)	A3, B4, Legal, Indian-Legal, 8.5 x 13in, Letter, A4, B5, A5, B6, A6, 16K, 8K, 13 x 18cm, HV 16:9 Wide, 10 x 15cm, Envelopes: #10, DL, C4, C6		
Maximum Copy Size	A3		
<b>Scanning</b>			
Scanner Type	Flatbed colour image scanner		
Sensor Type	CIS		
Optical Resolution	600 x 600 dpi		
Maximum Scan Area	297 x 431.8 mm (11.7 x 17")		
Scanner Bit Depth			
Colour	48-bit input, 24-bit output		
Grayscale	16-bit input, 8-bit output		
Black & white	16-bit input, 1-bit output		
Scan Features	Scan to Memory Device, Scan to Network Folder/FTP, Scan to Email, Scan to Computer (Document Capture Pro / Document Capture Pro Server), Scan to Computer (WSD)		
Scan Speed (Monochrome and Colour)			
200 dpi Flatbed	A4 Landscape: 3.7 sec, A3: 4.7 sec		
ADF (Simplex / Duplex)	A4: 60 ppm / 110 ipm		
(ISO17991, Scan to Folder)	A3: 30 ppm / -		
<b>ADF Function</b>			
Support Paper Thickness	38 - 128 g/m <sup>2</sup>		
Paper Capacity	150 pages (80 g/m <sup>2</sup> )		
Automatic 2-sided Scan / Copy / Fax	Yes (1-pass)		
<b>Fax Function (Optional)</b>			
Type of FAX	Walk-up black-and-white and colour fax capability		
Receive Memory / Page Memory	6 MB, Page memory Up to 550 pages (ITU-T No.1 chart)		
Error Correction Mode	ITU-T T.30		
FAX speed (data transfer rate)	Up to 33.6kbps, Approx. 3sec/page		
FAX Resolution			
Black & White	Standard: 8pels/mm x 3.85lines/mm, Fine: 8pels/mm x 7.7lines/mm, Super Fine: 8pels/mm x 15.4lines/mm, Ultra Fine: 16pels/mm x 15.4lines/mm		
Colour	Fine: 200 x 200 dpi, Photo: 8pels / mm x 7.7lines / mm		
Transmission Paper Size			
Flatbed	A5 to A3 / Ledger		
ADF	A5 to A3 / Ledger		
Receiving Paper Size	HLT, A5, B5, A4, LT, LGL, B4, 11 x 17", A3		
Speed Dial / Group Dial	Up to 2,000 numbers, 200 groups		
Fax Features	PC Fax (Transmission/Receive), Automatic Redial, One Touch Dial, Address Book, Transmit Reservation (50 cases), Broadcast Fax (Mono only), Polling Reception, Fax Preview, Fax to E-mail, Memory Reception, Fax to Folder		
<b>Paper Handling</b>			
Paper Feed Method	Friction feed		
Number of Paper Trays (Standard)	5 (Paper Cassettes: 4, MP Tray: 1)		
Paper Hold Capacity			
Input Capacity	Up to 2,350 sheets (80 g/m <sup>2</sup> ) (Paper Cassettes 1 - 4: 550 x 4 + MP Tray: 150 sheets) Up to 5,350 sheets (80 g/m <sup>2</sup> ) (Paper Cassettes 1 - 4: 550 x 4 + MP Tray: 150 sheets + High Capacity Feeder Unit: 3,000 sheets)		
Output Capacity	700 sheets (Tray 1: 550 sheets, Tray 2: 150 sheets <sup>9)</sup> )		
Paper Size	A3+, A3, A4, B5, A5, A6, 5 x 7", 4 x 6", Legal, Letter, Envelopes: #10, DL, C6, C4		
Maximum Paper Size	A3+, 330 x 1200mm (12.95 x 47.24")		
<b>Printer Interface</b>			
USB	USB 3.0		
Network	Ethernet, Wi-Fi, Wi-Fi Direct		
Network Protocol	TCP/IPv4, TCP/IPv6		
Network Printing Protocol	LPD, IPP, PORT9100, WSD		
Network Management protocols	SNMP, HTTP, DHCP, BOOTP, APIPA, PING, DDNS, mDNS, SNT, SLP, WSD, LLTD		
Security Features	Access Control Function, LDAP Address Book, IP Address Filtering, Panel Admin Mode, Confidential Job		
<b>USB Host Function</b>			
Type of Direct Printing	Memory Devices		
USB Host	USB Host (Scan to memory device / Storage function)		
Direct Print Paper Size	10 x 15cm, 13 x 18cm, HV 16:9 Wide, A3, A4, A5, A6, Legal, Indian-Legal, Letter, B4, B5, B6, 8K, 16K, Envelopes: #10, C4, C6, DL, 8 x 13in		
<b>Cloud and Mobile Solutions</b>			
Epson Connect	Epson iPrint, Epson Email Print, Remote Print Driver, Scan to Cloud		
Other Solutions	Apple AirPrint, Mopria Print Service, Microsoft Universal Print		
<b>Control Panel</b>			
LCD Screen	9.0 inch / 22.7cm TFT Colour LCD		
<b>Printer Software</b>			
Supported Operating System	Windows XP / Vista / 7 / 8 / 8.1 / 10 Windows Server 2003 / 2008 / 2012 / 2016 / 2019 Mac OS X 10.6.8 or later		

Model Number	WF-C20600 (C11CH86502)	WF-C20750 (C11CH87502)	WF-C21000 (C11CH88502)
<b>Electrical Specifications</b>			
Rated Voltage	100-240V Universal		
Rated Frequency	50 - 60 Hz		
Typical Electricity Consumption (TEC) Value	0.41 kWh	0.44 kWh	0.50 kWh
Power Consumption			
Operating	160W		170W
Standby	76W		
Sleep	1.7W		
Power off	0.1W		
<b>Noise Level</b>			
PC Printing/ Plain Paper Default <sup>9)</sup>	7.5 B(A), 60 dB(A)		
<b>Software Solutions</b>			
Epson Print Admin	7110574		
Epson Print Admin Advanced Workflows	C12C938801		
Epson Print Admin Serverless	7111310		
Document Capture Pro Enhanced OCR	C12C938761		
<b>Specs for Finisher Bridge</b>			
Dimensions & Weight	366 x 573 x 632 mm, 38.0 kg		
<b>Specs for Staple Finisher</b>			
Output Capacity	Stacker Tray: Up to 4,000 sheets <sup>8)</sup> (A4, 80g/m <sup>2</sup> ), 1,500 sheets (duplex / A3, 80g/m <sup>2</sup> ) Tray 2 (for Fax output only): up to 200 sheets (A4, 80g/m <sup>2</sup> )		
Finisher Functions	Shift Sorting, Staple		
Staple Capability	up to 50 sheets <sup>10)</sup> (60 - 90 g/m <sup>2</sup> )		
Supported Paper Size for Staple	A5 - A3 / Legal / Letter		
Supported Paper Weight	up to 250 g/m <sup>2</sup>		
Staple Functions	3 positions ( Corner / Opposite Corner / 2 points on side)		
Maximum Power Consumption	170W		
Dimensions & Weight (with Booklet Finisher)	666 x 686 x 1,228 mm, 95.5 kg		
<b>Specs for Staple Finisher-P2</b>			
Output Capacity	Stacker Tray: Up to 2,000 sheets (A4, 80 g/m <sup>2</sup> ), 1,500 sheets (A3, 80 g/m <sup>2</sup> ).		
Finisher Functions	Shift Sorting, Staple		
Staple Capability	up to 50 sheets (60 - 90 g/m <sup>2</sup> )		
Supported Paper Weight	up to 160 g/m <sup>2</sup>		
Staple Functions	3 positions (Corner / Opposite Corner / 2 points on side)		
<b>Specs for Booklet Finisher</b>			
Output Capacity	Stacker Tray: Up to 1,700 sheets <sup>8)</sup> (A4, 80g/m <sup>2</sup> ), 1,500 sheets (duplex / A3, 80g/m <sup>2</sup> ) Tray 2 (for Fax output only): up to 200 sheets (80g/m <sup>2</sup> )		
Finisher Functions	Shift Sorting, Staple		
Staple Capability	up to 50 sheets <sup>10)</sup> (60 - 90 g/m <sup>2</sup> )		
Supported Paper Size for Staple	A5 - A3 / Legal / Letter		
Supported Paper Weight	up to 250 g/m <sup>2</sup>		
Staple Functions	3 positions ( Corner / Opposite Corner / 2 points on side)		
Dimensions & Weight	666 x 686 x 1,228 mm, 107.5 kg		
<b>Specs for Saddle Unit</b>			
Output Capacity	Stacker Tray: Up to 7 booklets x 20 sheets (60 to 90 g/m <sup>2</sup> ) / 10 sheets (91 to 105 g/m <sup>2</sup> )		
Finisher Functions	Fold, Saddle Stitch		
Booklet Paper Size	A3, B4, A4, Legal, Letter, 8.5x13"		
Supported Paper Weight	60 - 105 g/m <sup>2</sup>		
Maximum Power Consumption (with Booklet Finisher)	200W / 840W (with heater)		
Dimensions & Weight	557 x 581 x 644 mm, 46.6 kg		
<b>2/4 Hole Punch Unit</b>			
Supported Paper Size	A3, B4, A4, B5, Legal, Letter, 8.5x13"		
Support Paper Weight	up to 250 g/m <sup>2</sup>		
Number of Holes	2 or 4 holes, 80mm intervals		
<b>2/3 Hole Punch Unit</b>			
Supported Paper Size	A3, B4, A4, B5, Legal, Letter, 8.5x13"		
Support Paper Weight	up to 250 g/m <sup>2</sup>		
Number of Holes	2 or 3 holes, 70mm intervals (US Specifications)		
<b>Specs for Optional High Capacity Tray</b>			
Input Capacity	Up to 3,000 sheets (80 g/m <sup>2</sup> )		
Support Paper Weight	60 - 160 g/m <sup>2</sup>		
Support Paper Size	A4, Letter		
Maximum Power Consumption	21W or less		
Dimensions & Weight	321 x 620 x 504 mm, 27.3 kg		

### Disclaimers

- <sup>1)</sup> Black and colour print speeds are measured in accordance with ISO/IEC 24734. Actual print times will vary based on system configuration, software, and page complexity. For more information, visit [www.epson.com.sg/printspeed](http://www.epson.com.sg/printspeed).
- <sup>2)</sup> With 2 black ink cartridges: up to 100,000 pages in black.
- <sup>3)</sup> Energy used by the WorkForce Enterprise while copying is 180W (WF-C20600/WF-M20590) and 170W (WF-17590), compared to an average of competitor A3 laser/LED MFPS capable of 55-65ppm showing "Energy Used While Copying" data available in BLU database (Feb 2017).
- <sup>4)</sup> Based on Epson internal testing methodology.
- <sup>5)</sup> Max power used while copying for competitor colour A3 laser/LED MFPS capable of 45-55ppm showing "Energy Used While Copying" data as available in BLU database (Feb 2017).
- <sup>6)</sup> For simplex printing only.
- <sup>7)</sup> Replacement cartridge yields are based on ISO/IEC 24711 tests in Default Mode printing continuously. Cartridge yields vary considerably for reasons including images printed, print settings, temperature and humidity. Yields may be lower when printing infrequently or predominantly with one ink colour. All ink colours are used for printing and printer maintenance, and all colours have to be installed for printing. For print quality, part of the ink from the included cartridges is used for printer setup and a variable amount of ink remains in the cartridges after the "replace cartridge" signal. For more information, visit [www.epson.com.sg/inkinfo](http://www.epson.com.sg/inkinfo).
- <sup>8)</sup> Finisher Tray 2 for Fax output only.
- <sup>9)</sup> Default mode in accordance with ISO7779.
- <sup>10)</sup> Up to 50 sheets for letter, A4 and B5 size. Up to 30 sheets for A3, B4, Legal and 8.5 x 13".

### Dimension & Weight


#### WorkForce Enterprise (Main Unit only)

Weight: 177.1kg / 390.4lb (Excluding Consumables)



#### WorkForce Enterprise with Optional Stapler Finisher and High Capacity Tray

Weight: 337.9kg / 744.9lb (Excluding Consumables)



#### WorkForce Enterprise with Optional Booklet Finisher and High Capacity Tray

Weight: 396.5kg / 874.1lb (Excluding Consumables)



#### WorkForce Enterprise with Optional Stapler Finisher-P2

Weight: 249.8 kg / 550.7 lb (Excluding Consumables)



© 2023 Epson Singapore Pte Ltd. All Rights Reserved. Reproduction in part or in whole, without the written permission from Epson, is strictly prohibited. EPSON is a registered trademark of Seiko Epson Corporation. All other product names and other company names used herein are for identification purposes only and are the trademarks or registered trademarks of their respective owners. Epson disclaims any and all rights in those marks. Print samples shown are simulations only. Specifications and product availability are subject to change without notice and may vary between countries. Please check with local Epson offices for more information.

Dealer's Stamp

Information correct at time of printing  
Printed February 2023