



ALL SCALES



FALL 2022

NEW ARRIVALS CATALOG

Locomotives, Rolling Stock, Track & Accessories



**AVAILABLE
NOW**

LIMITED EDITION HALLOWEEN BOX CARS N SCALE, PG. 4; HO SCALE, PG. 22, O SCALE, PG. 70

*For more information on all of the latest Atlas Arrivals,
Scan the QR Code or visit shop.atlasrr.com*





September 2022

Dear Model Railroader,

Welcome to the Atlas All Scales Fall 2022 Arrivals Catalog. This catalog highlights the latest locomotives, rolling stock, track & accessories arriving at Atlas Authorized Dealers from late Summer through this Fall. The vast array of products that have recently arrived or are about to arrive will be sure to keep you and your layout happily busy in the coming months.

Among these arrivals are the N Master GP40-2W Locomotives, and 53' Spine Cars, HO Master U33/36B Locomotives, as well as N and HO Caboose, Containers and limited edition holiday box cars. O Scalers have plenty of exciting arrivals to look forward to – as they can expect Articulated Auto Carriers, Operating Dump Cars, multiple styles of flat cars and more! Atlas has a historical and unwavering dedication to prototypical accuracy. Unless otherwise noted, every paint scheme that appears on a model we produce has been carefully researched and recreated to look exactly as it did on the prototype.

Also arriving just in time for the holiday season are Atlas' Trainkids Sets & Accessories. The Updated Original Trainkids sets are packed with all the same features as in the original release, plus improvements such as stronger connector between the battery car and powered locomotive and improved traction tires with better fit. The NEW Atlas Trainkids Glow in the Dark sets feature on-board train lighting that helps to illuminate the included glow-in-the-dark track loop. Whether it is day or night, kids of all ages will love playing with these fun and interactive sets, expansion sets and new separate sale accessories, including reailer and switches.

If you wish to contact a Dealer near you check out the Atlas Dealer Locator at: <http://shop.atlasrr.com/storeLocator.aspx>. You can also search for products on Atlas' online store. The updated Atlas Online Store makes it easy for you to view products and accurately identify the inventory status of each Atlas product in all four available model railroad scales - N, HO, O and now Z. The Stock Status indicator reflects the product status of a listed item at any given time - in-stock, pre-order, backorder, or sold out.

Need to do some track work? Atlas is currently receiving multiple container shipments each month and we're working to fill all your track needs. If you're seeking more information on our time-tested track, the 148-page Atlas All Scales Track & Accessories Catalog is just the resource you need! We also offer a full line of instructional guides if you're looking to start fresh with a brand new layout! For more information and a complete listing of our books, check out our website or inquire at your local hobby shop.

If you haven't already, please sign up for our email newsletter, the Atlas Insider, by visiting <https://shop.atlasrr.com/t-emailsignup.aspx>. Doing so will assure that you will never miss out on special offers, news, and Catalogs featuring arrivals, announcements, and more!

Sincerely,
Drew Postle
Atlas Sales Manager

All prices are in US dollars. Prices and dates are subject to change without notice. Atlas reserves the right to correct errors, change prices and modify designs without notice. Any product pricing errors and updates may be corrected at any time through notification of distributors, dealers and consumers on our website: shop.atlasrr.com.

Products bearing American Refrigerator Transit; Chicago & Eastern Illinois (C&EI); Chicago and North Western Railway Company (CNW); The Denver & Rio Grande Western Railroad Company (D&RGW); Katy; Missouri-Kansas-Texas Railroad Company (MKT); Missouri Pacific (MP); Pacific Fruit Express (PFE); Southern Pacific (SP); St. Louis Southwestern Railway Company (SSW); Cotton Belt; Texas & Pacific (T&P); Union Pacific (UP); Union Pacific Fruit Express (UPFE); Western Pacific (WP) marks are made under trademark license from Union Pacific Railroad Company.

© 2022 Atlas Model Railroad Co., Inc.

Atlas Model Railroad Co., Inc. • 378 Florence Ave., Hillside, NJ 07205 • USA • ph: 908-687-0880 • fax: 908-687-8857 / 908-851-2550 • shop.atlasrr.com



TABLE OF CONTENTS

ARRIVALS

PAGE #

N SCALE ARRIVALS - AUGUST, SEPTEMBER, OCTOBER 2022

ATLAS MASTER® N 50' GA RBL BOX CAR - INDEPENDENCE DAY LIMITED EDITION - <i>New Paint Scheme</i>	pg.4
ATLAS N FORD® F250/350 PICKUP TRUCK SETS - <i>New Model</i>	pg.5
ATLAS MASTER® N 40' PS-1 BOX CAR - <i>New Paint Schemes</i>	pgs.6-7
ATLAS MASTER® N 50' GA RBL BOX CAR - HALLOWEEN LIMITED EDITION - <i>New Paint Scheme - New Paint Schemes</i>	pg.4
ATLAS MASTER® N PS 2750 TRIPLE HOPPER - <i>New Road Numbers</i>	pgs.8-9
ATLAS MASTER® N GP40-2W LOCOMOTIVE - <i>New Model</i>	pgs.10-11
ATLAS MASTER® N 53' SPINE CAR - <i>New Model</i>	pgs.12-13
ATLAS MASTER® N EXTENDED VISION CABOOSE - <i>New Paint Schemes & New Road Numbers</i>	pgs.14-15
ATLAS MASTER® N 50' GA RBL BOX CAR - <i>New Paint Schemes</i>	pgs.16-17
ATLAS MASTER® N 1932 ARA BOX CAR - <i>New Paint Schemes</i>	pgs.18-19
ATLAS MASTER® N 40' STANDARD HEIGHT CONTAINER - <i>New Paint Schemes</i>	pgs.20-21

HO SCALE ARRIVALS - AUGUST, SEPTEMBER, OCTOBER 2022

ATLAS MASTER® HO 50' POSTWAR SINGLE DOOR BOX CAR - INDEPENDENCE DAY LIMITED EDITION - <i>New Paint Scheme</i>	pg.22
ATLAS MASTER® HO 53' EVANS DOUBLE PLUG DOOR BOX CAR - <i>New Paint Schemes & New Road Numbers</i>	pgs.24-25
ATLAS MASTER® HO COALVEYOR BATHTUB GONDOLA - <i>New Paint Schemes & New Road Numbers</i>	pgs.26-27
ATLAS MASTER® HO 50' GA RBL BOX CAR - HALLOWEEN LIMITED EDITION - <i>New Paint Scheme</i>	pg.22
ATLAS MASTER® HO U33/36B LOCOMOTIVE - <i>New Paint Schemes & New Road Numbers</i>	pgs.28-31
ATLAS MASTER® HO EXTENDED VISION CABOOSE - <i>New Paint Schemes & New Road Numbers</i>	pgs.32-33
ATLAS MASTER® HO HH600/660 LOCOMOTIVE - <i>New Paint Schemes & Back By Popular Demand</i>	pgs.34-37
ATLAS MASTER® HO 48' ALL PURPOSE WELL CAR - <i>New Paint Schemes & New Road Numbers</i>	pgs.38-39
ATLAS MASTER® HO THRALL GONDOLA - <i>New Paint Schemes & New Road Numbers</i>	pgs.40-41
ATLAS MASTER® HO 50' NSC PLUG DOOR BOX CAR - <i>New Paint Schemes, New Road Numbers & Back By Popular Demand</i>	pgs.42-43
ATLAS MASTER® HO FMC 5503 DOUBLE DOOR BOX CAR - <i>New Paint Schemes & New Road Numbers</i>	pgs.44-45
ATLAS MASTER® HO 40' STANDARD HEIGHT CONTAINER - <i>New Paint Schemes</i>	pgs.46-47

O SCALE ARRIVALS - AUGUST, SEPTEMBER, OCTOBER 2022

ATLAS MASTER® O ARTICULATED AUTO CARRIER - <i>New Paint Schemes</i>	pgs.48-49
ATLAS MASTER® O 8,000 GALLON TANK CAR - <i>New Paint Schemes</i>	pgs.50-51
ATLAS TRAINMAN® O BULKHEAD FLAT CAR - <i>New Paint Schemes & New Road Numbers</i>	pgs.52-53
ATLAS TRAINMAN® O 52'6" GONDOLA - <i>New Paint Schemes & New Road Numbers</i>	pgs.54-55
ATLAS PREMIER O 40' PS-1 BOX CAR - INDEPENDENCE DAY LIMITED EDITION - <i>New Paint Scheme</i>	pg.56
ATLAS PREMIER O NORTHEAST CABOOSE - OPERATION LIFESAVER ANNIVERSARY EDITION - <i>New Paint Schemes</i>	pg.57
ATLAS PREMIER O OPERATING DUMP CAR - <i>New Atlas Model</i>	pgs.58-59
ATLAS MASTER® O 89'4" INTERMODAL FLAT CAR - <i>New Paint Schemes & New Road Numbers</i>	pgs.60-61
ATLAS TRAINMAN® O AAR 70 TON 3 BAY OPEN HOPPER - <i>New Paint Schemes</i>	pgs.62-63
ATLAS TRAINMAN® O 52'6" FLAT CAR WITH LOAD - <i>New Paint Schemes & New Road Numbers</i>	pgs.64-65
ATLAS PREMIER O GP40 LOCOMOTIVE - <i>New Atlas Model</i>	pgs.66-67
ATLAS PREMIER O 40' PS-1 BOX CAR W/ 6' DOOR - <i>New Atlas Model</i>	pgs.68-69
ATLAS PREMIER O 40' PS-1 BOX CAR - UKRAINE RELIEF LIMITED EDITION - <i>New Paint Scheme</i>	pg.70
ATLAS PREMIER O 40' PS-1 BOX CAR - HALLOWEEN LIMITED EDITION - <i>New Paint Scheme</i>	pg.70

TRAINKIDS ARRIVALS - OCTOBER/NOVEMBER 2022

TRAINKIDS ORIGINAL AND GLOW IN THE DARK SETS & ACCESSORIES - <i>New & Back By Popular Demand</i>	pgs.72-73
--	-----------

N HO TRACK ARRIVALS - AUGUST, SEPTEMBER, OCTOBER 2022

TRACK ARRIVALS.....	pgs.74-83
---------------------	-----------

For Availability, Please Contact Your Authorized Atlas Dealer

Atlas Model Railroad Co., Inc. • 378 Florence Ave., Hillside, NJ 07205 • USA • ph: 908-687-0880 • fax: 908-687-8857 / 908-851-2550 • shop.atlasrr.com

N
SCALE

ATLAS N LIMITED EDITION BOX CARS

MSRP: \$38.95

ITEM #	ROAD NAME	ROAD #
NEW PAINT SCHEMES!		
50006164	N Master 50' GA RBL Box Car - INDEPENDENCE DAY EDITION	1776
50006267	N Master 50' GA RBL Box Car - HALLOWEEN EDITION	WTCH13



**N MASTER 50' GA RBL BOX CAR
HALLOWEEN EDITION**



**N MASTER 50' GA RBL BOX CAR
INDEPENDENCE DAY EDITION**

Features:

- Ready to run
- Injection molded plastic
- Fine scale detail
- Separately applied wire cut levers
- Etched metal roofwalks
- Crisp painting/printing
- Etched metal crossover platforms

**COLORFUL
ARTWORK
DESIGNS**




ATLAS N FORD® F-250/350 PICKUP TRUCKS



MSRP: \$32.95

ITEM #	ROAD NAME
N FORD F-250/350 PICKUP TRUCKS	
60 000 149	White (F-250/F-350)
60 000 150	Safety Yellow (F-250/F-350)
60 000 151	Amtrak† (White) (F-250/F-350)
60 000 152	Burlington Northern (Green) (F-250/F-350)
60 000 153	CN (White/Red) (F-250/F-350)
60 000 154	CSX* (White/Blue) (F-250/F-350)
60 000 155	Southern Pacific (White) (F-250/F-350)



*CSX Licensed Product †Officially licensed by Amtrak® Ford Trademarks and Trade Dress used under license to Atlas Model Railroad Co., Inc.

Atlas' new Ford F-250 Crew Cab and F-350 Standard Cab Work Trucks faithfully represent two of the common configurations of this popular pickup found in general service roles from the 1990s through the mid-2010s. The F-250 4 door Crew Cab has dual fuel doors, an 8-foot bed, and 4x4 styling, while the F-350 features a dual rear wheel configuration supporting a common aftermarket storage bed design and includes photo-etched extended-vision mirrors and an equipment rack. Offered in matched pairs, these hard-working trucks are perfect for further detailing with Atlas N scale 3-D printed accessories such as oxy/acetylene tanks, compressors, tool boxes and more.



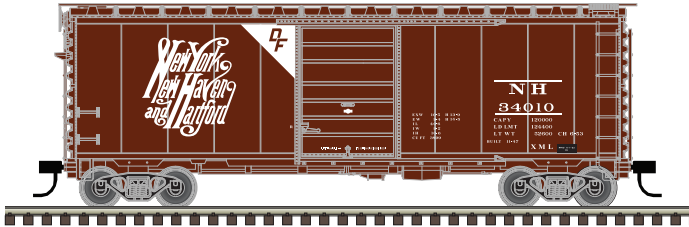
Features: • Prototypical trim packages (XL, XLT) • Accurate design and detailing • Pre-colored interiors and semi-detailed chassis

Atlas Model Railroad Co., Inc. • 378 Florence Ave., Hillside, NJ 07205 • USA • ph: 908-687-0880 • fax: 908-687-8857 / 908-851-2550 • shop.atlasrr.com

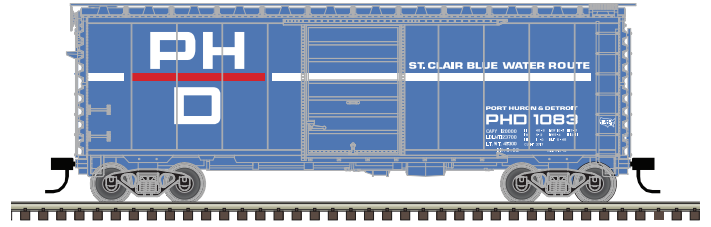
N
SCALE

ATLAS MASTER® N 40' PS-1 BOX CAR

NEW PAINT
SCHEMES!




New Haven Script DF



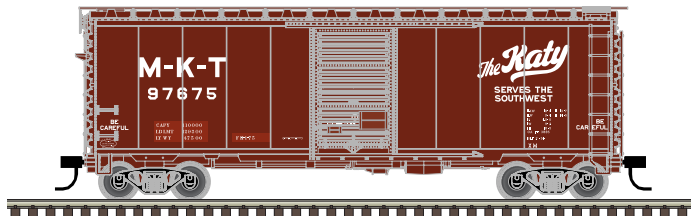
Port Huron & Detroit



Western Pacific "Feather Billboard"



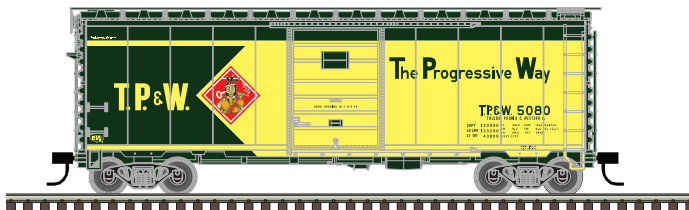
Vermont Railway



MKT



Erie Lackawanna



TP&W



Delaware & Hudson



ATLAS MASTER® N 40' PS-1 BOX CAR

MSRP: \$33.95 | UNDEC MSRP: \$25.95

ITEM #	ROAD NAME	ROAD #
N 40' PS-1 BOXCAR W/ 7' DOOR		
50 001 931	Undecorated - 7' Door / 12 Stiffener Roof	-
50 002 338	Undecorated - 7' Door / 10 Stiffener Roof	-
NEW PAINT SCHEMES!		
50 005 766	New Haven Script DF (Brown/White)	34010
50 005 767	New Haven Script DF (Brown/White)	34019
50 005 768	Port Huron & Detroit (Blue/White/Red)	1083
50 005 769	Port Huron & Detroit (Blue/White/Red)	1158
50 005 770	Western Pacific "Feather Billboard" (Silver/Orange)	19507
50 005 771	Western Pacific "Feather Billboard" (Silver/Orange)	19520
50 005 772	Vermont Railway (Red/White)	127
50 005 773	Vermont Railway (Red/White)	133
50 005 774	MKT (Brown/White)	97698
50 005 775	MKT (Brown/White)	97675
50 005 776	Erie Lackawanna (Grey/Maroon)	84801
50 005 777	Erie Lackawanna (Grey/Maroon)	84435
50 005 778	TP&W (Green/Yellow/Red)	5036
50 005 779	TP&W (Green/Yellow/Red)	5080
50 005 780	Delaware & Hudson (Brown/White)	19566
50 005 781	Delaware & Hudson (Brown/White)	19571

The 40' Boxcar is widely known as one of the most popular freight cars used by railroads as they transitioned from steam to diesel. In particular the Pullman Standard or PS-1 design was one of the most popular and was widely used by North American railroads. These boxcars were built beginning in 1947 and share the same basic design, with certain elements such as door size, door style or roof type varying among the different railroads and production years. When production of these cars ceased in 1963, over 100,000 had been produced.

Features:

- Body Mounted Accumate Couplers
- Barber S-2A 50-ton Trucks with Metal Wheels
- Separately Applied Ladders
- Etched Metal Roof Walk
- 10' or 12' Stiffener Roof per prototype
- Ajax and Miner Brake Wheels

N
SCALE

ATLAS MASTER® N PS-2750 TRIPLE HOPPER

NEW PAINT
SCHEMES!

NEW ROAD
NUMBERS




Burlington Northern



Clinchfield*



Detroit, Toledo & Ironton



Great Northern



Alaska Railroad



Louisville & Nashville* (Italic)

*CSX Licensed Product



ATLAS MASTER® N PS-2750 TRIPLE HOPPER

MSRP: \$24.95 | UNDEC MSRP: \$19.95

ITEM #	ROAD NAME	ROAD #
50 001 657	PS-2750 Triple Hopper - Undecorated	-
50 001 658	PS-2960 Triple Hopper - Undecorated	
N PS-2750 TRIPLE HOPPER - NEW ROAD NUMBERS!		
50 004 901	Burlington Northern (Black/White)	513319
50 004 902	Burlington Northern (Black/White)	513325
50 004 903	Burlington Northern (Black/White)	513340
50 004 904	Burlington Northern (Black/White)	513382
50 004 905	Clinchfield* (Black/White)	52558
50 004 906	Clinchfield* (Black/White)	52561
50 004 907	Clinchfield* (Black/White)	52647
50 004 908	Clinchfield* (Black/White)	52669
50 004 909	Detroit, Toledo and Ironton (Black/White)	1727
50 004 910	Detroit, Toledo and Ironton (Black/White)	1729
50 004 911	Detroit, Toledo and Ironton (Black/White)	1733
50 004 912	Detroit, Toledo and Ironton (Black/White)	1734
50 004 913	Great Northern (Red/White/Black)	70089
50 004 914	Great Northern (Red/White/Black)	70121
50 004 915	Great Northern (Red/White/Black)	70127
50 004 916	Great Northern (Red/White/Black)	70133
N PS-2960 TRIPLE HOPPER - NEW ROAD NUMBERS!		
50 004 897	Alaska Railroad (Brown/White)	14402
50 004 898	Alaska Railroad (Brown/White)	14411
50 004 899	Alaska Railroad (Brown/White)	14424
50 004 900	Alaska Railroad (Brown/White)	14440
50 004 917	Louisville & Nashville* (Italic) (Red/White)	188111
50 004 918	Louisville & Nashville* (Italic) (Red/White)	188178
50 004 919	Louisville & Nashville* (Italic) (Red/White)	188333
50 004 920	Louisville & Nashville* (Italic) (Red/White)	188388

In the 1950s Pullman-Standard began offering new standard designs for their coal hoppers. One of these was the 70-ton three bay coal hopper with a rated volume of 2,750 cubic feet. The carbody had sixteen side posts and was available with and without heap shields. Later an 80-ton version was offered using the same length frame but having a taller body with a rated volume of 2,960 cubic feet. The cars were built from 1954-1960 (2750 cf) and 1964-1971 (2960 cf).

Features:

- Fifteen Panels
- Sixteen Side Posts
- Die-cast hopper and center sill construction
- Late 20th century prototype (New cars were built from 1954-1971)
- Optional heap shields
- Friction- or roller-bearing trucks
- Pullman-Standard Design
- Over 16,000 cars built



Canadian National "Zebra Stripes"



Canadian National "URL Scheme"



Guilford



Pan Am Railways



Huron Central

In 1973 Canadian National (CN) designed the safety cab, also known as the comfort cab, which featured a full-width nose that was intended to improve crew safety in the event of a collision. The first CN locomotives to feature this cab were GMDD GP38-2s and MLW M420s. GO Transit ordered the first safety cab equipped GP40-2s in 1973 with a three-unit order. CN then ordered their first safety cab GP40-2s from GMDD in 1974. Using CN's locomotive classification system, these locomotives were assigned the designation GF-430 (General Motors, Freight, 4-axle, 3000hp). Letters are added after this designation to denote the separate orders for a given model.

Our model represents the GF-430d series, of which 34 were built in 1976: CN 9633-9667. This order was constructed using a standard GP40-2 frame. Earlier GF-430 models were built on a frame that was a noticeable 4-5 inches taller. GO Transit would order a total of 11 safety cab equipped GP40-2s and all were built with similar dimensions to the CN GF-430d series. These units were later sold to Canadian National and renumbered as CN 9668-9677.

The terminology "early" and "late" is used when referring to various road names on this run. "Late" CN and former CN units feature ditch lights, snow shields and have their air horn relocated to the top of the long hood.

Atlas Model Railroad Co., Inc. • 378 Florence Ave., Hillside, NJ 07205 • USA • ph: 908-687-0880 • fax: 908-687-8857 / 908-851-2550 • shop.atlasrr.com



ATLAS MASTER® N GP40-2W LOCOMOTIVE

SILVER MSRP: \$149.95 | GOLD MSRP: \$259.95

SILVER UNDEC MSRP: \$139.95 | GOLD UNDEC MSRP: \$249.95

SILVER ITEM #	ROAD NAME	ROAD #	GOLD ITEM #
N GP40-2W LOCOMOTIVE - NEW MODEL!			
40 004 862	Undecorated (CN Early Version)	-	40 004 879
40 004 863	Undecorated (CN Late Version)	-	40 004 880
40 004 864	Canadian National "Zebra Stripes" (Black/White/Red)	9633	40 004 881
40 004 865	Canadian National "Zebra Stripes" (Black/White/Red)	9644	40 004 882
40 004 866	Canadian National "Zebra Stripes" (Black/White/Red)	9648	40 004 883
40 004 867	Canadian National "Zebra Stripes" (Black/White/Red)	9655	40 004 884
40 004 868	Canadian National "URL Scheme" (Black/White/Red)	9590	40 004 885
40 004 869	Canadian National "URL Scheme" (Black/White/Red)	9618	40 004 886
40 004 870	Canadian National "URL Scheme" (Black/White/Red)	9629	40 004 887
40 004 871	Guilford (Gray/Orange)	509	40 004 888
40 004 872	Guilford (Gray/Orange)	512	40 004 889
40 004 873	Guilford (Gray/Orange)	515	40 004 890
40 004 874	Pan Am Railways (Blue/White)	516	40 004 891
40 004 875	Pan Am Railways (Blue/White)	517	40 004 892
40 004 876	Pan Am Railways (Blue/White)	519	40 004 893
40 004 877	Huron Central (Orange/Black/Yellow)	3010	40 004 894
40 004 878	Huron Central (Orange/Black/Yellow)	3013	40 004 895

Features:

- Long Hood Styles: CN (single light w/o number boards)
- 3,000 Gallon Fuel Tank
- Will have properly operating ditch lights
- Snow Shields
- Cab-Mounted Bell
- Scale Speed™ motor
- Three-Chime Air Horn Mounted on Cab or Long Hood
- Round or Square Sand Fill Hatches
- Etched Metal Sunshades (user installed)
- Factory-installed AccuMate® magnetic knuckle couplers
- Blackened metal wheels

Silver Sound Ready

- Atlas Silver Sound Ready models are equipped with a speaker for easy conversion to sound with the addition of a decoder.

DCC Operation Features GOLD LOCOMOTIVES ONLY)

- Supports all DCC-programming modes
- DCC includes RailCom and RailComPlus, with 14, 28 or 128 speed steps and with 2-digit and 4-digit addressing.
- Flexible mapping of function keys F0 to F28.
- A total of 6 DCC function outputs are available, and all can be function mapped (disable, brightness, light effects) individually
- Follows all NMRA DCC standards and recommended practices.

ESU LokSound Features (GOLD LOCOMOTIVES ONLY):

- Over 20 sound effects are available, including engine start-up and shutdown, prime mover sounds through all eight notches, bell, air horn, air compressor, dynamic brakes and more.
- There are up to 16 user-selectable horns, 2 user-selectable bells, and 2 user-selectable synchronized brake squeals.
- Manual and Automatic Notching modes with the ability to change modes "on the fly" are provided for true realism.

Huron Central Railway and the HC monogram are trademarks of Huron Central Railway and are used under license.



ARRIVALS - FALL 2022



AVAILABLE OCTOBER 2022

N
SCALE

ATLAS MASTER® N 53' SPINE CAR

NEW
MODEL!



TTX (3 Platform)



TTX (5 Platform)



<https://shop.atlasrr.com/c-1498-n-master-53-spine-car.aspx>



ATLAS MASTER® N 53' SPINE CAR

UNDEC 3-PLATFORM MSRP: \$99.95 | UNDEC 5-PLATFORM MSRP: \$164.95

3-PLATFORM MSRP: \$119.95 | 5-PLATFORM MSRP: \$199.95

ITEM #	ROAD NAME	ROAD #
ATLAS N 53' SPINE CAR		
50 004 109	53' 3-Platform Spine Car - Undecorated	-
50 004 110	53' 5-Platform Spine Car - Undecorated	-
ATLAS N 53' 3-PLATFORM SPINE CAR		
50 004 111	TTX	355003
50 004 112	TTX	355017
50 004 113	TTX	355055
50 004 114	TTX	355080
50 004 115	TTX	355170
50 004 116	TTX	355188
ATLAS N 53' 5-PLATFORM SPINE CAR		
50 004 117	TTX	555010
50 004 118	TTX	555053
50 004 119	TTX	555081
50 004 120	TTX	555239

Features:

- Ready-To-Run
- Die-Cast Metal & Plastic
- Fine-Scale Detail All Around
- Chemically Etched Walkways
- Accurately Painted/Printed
- Prototypical Ride Height
- Assembled Collapsed or Raised Hitches
- BLMA 70-Ton ASF Ride Control Trucks
- BLMA Scale Profile Metal Wheels
- Body-Mounted Micro-Trains Compatible Knuckle Coupler
- Perfect for the Atlas 40' 45' and 53' containers

N
SCALE


ATLAS MASTER® N EXTENDED VISION CABOOSE

NEW PAINT
SCHEMES!


NEW ROAD
NUMBERS



Chesapeake & Ohio*



Rio Grande



N de M



Air Products & Chemicals



BNSF

*CSX Licensed Product



ATLAS MASTER® N EXTENDED VISION CABOOSE

MSRP: \$32.95 | UNDEC MSRP: \$19.95

ITEM #	ROAD NAME	ROAD #
N EXTENDED VISION CABOOSE		
50 003 138	Undecorated (w/o roofwalk)	-
50 003 139	Undecorated (w/roofwalk)	-
NEW ROAD NUMBERS!		
50 005 594	Chesapeake & Ohio (Blue/Yellow)*	3206
50 005 595	Chesapeake & Ohio (Blue/Yellow)*	3209
50 005 596	Rio Grande (Orange/Black)	01506
50 005 597	Rio Grande (Orange/Black)	01510
NEW PAINT SCHEMES!		
50 005 598	N de M (Yellow/Black)	44404
50 005 599	N de M (Yellow/Black)	44438
50 005 600	Air Products & Chemicals (APTX) (Green/Yellow)	202
50 005 601	BNSF (Orange/Black)	888318

Based on prototypes that were built during the 1960s, these cabooses were popular on railroads from coast-to-coast.

With the advancement of the End-of-Train device, cabooses slowly began to fall out of favor. However, in the early 2000's, "shoving platforms" began to appear as a place to safely house a crew when a reverse move was required. Instead of riding on the side of a freight car, the crew member now has a safe place to stand, while guiding the rear of a reverse move. Atlas' shoving platform cabooses will feature blanked out windows (Where appropriate).

Features:

- Thin endrails
- Window glazing
- Separate brake cylinder
- Open smoke stack
- Triple valve and air reservoir
- Roller-bearing caboose trucks
- Roofwalk where appropriate
- Accurate painting and lettering
- Now with AccuMate® couplers

AccuMate® couplers are made under license from AccuRail, Inc.


N
SCALE

ATLAS MASTER® N 50' GA RBL BOX CAR


**NEW PAINT
SCHEMES!**




American Refrigerator Transit




Erie Lackawanna




New York Central*



Nickel Plate Road



Rock Island



Saint Louis San Francisco

*CSX Licensed Product



ATLAS MASTER® N 50' GA RBL BOX CAR

MSRP: \$34.95

ITEM #	ROAD NAME	ROAD #
N 50' RBL BOX CAR - NEW PAINT SCHEMES!		
50 005 689	American Refrigerator Transit (Yellow/Brown/Black)	3525
50 005 690	American Refrigerator Transit (Yellow/Brown/Black)	3579
50 005 691	American Refrigerator Transit (Yellow/Brown/Black)	3594
50 005 692	Erie Lackawanna (Brown/White)	68304
50 005 693	Erie Lackawanna (Brown/White)	68313
50 005 694	Erie Lackawanna (Brown/White)	68349
50 005 695	New York Central* (Green/Black/White/Red)	78951
50 005 696	New York Central* (Green/Black/White/Red)	78978
50 005 697	New York Central* (Green/Black/White/Red)	78990
50 005 698	Nickel Plate Road (Brown/Black/White)	84055
50 005 699	Nickel Plate Road (Brown/Black/White)	84069
50 005 700	Nickel Plate Road (Brown/Black/White)	84094
50 005 701	Rock Island (Brown/White)	6508
50 005 702	Rock Island (Brown/White)	6513
50 005 703	Rock Island (Brown/White)	6551
50 005 704	Saint Louis San Francisco (Yellow/Black/White)	6110
50 005 705	Saint Louis San Francisco (Yellow/Black/White)	6126
50 005 706	Saint Louis San Francisco (Yellow/Black/White)	6130

This 50' General American Corporation RBL (AAR class for an insulated bunkerless refrigerator car with loading devices), designed in the early 1960s, was revolutionary for its all welded body construction and wide variety of load restraining devices available to customers. These cars were designed for transporting goods that needed to be shielded from extreme temperature variations. While initially used to transport canned goods and newsprint, the cars became very popular for shipping beverages and perishables. While not providing actual refrigeration a refrigerated load could expect to hold its temperature within a few degrees for several days in transit.

Features:

- Ready to run
- Injection molded plastic
- Fine scale detail
- Separately applied wire cut levers
- Etched metal roofwalks
- Crisp painting/printing
- Etched metal crossover platforms

N
SCALE

ATLAS MASTER® N 1932 ARA BOX CAR

NEW PAINT
SCHEMES!



New York Central*



Maine Central



Missouri Pacific (Missouri-Illinois)



Central of Georgia (the Right Way)



NC&STL (Dixieland)



N de M



Nickel Plate Road



Linde Air Products

*CSX Licensed Product



ATLAS MASTER® N 1932 ARA BOX CAR

MSRP: \$29.95 | UNDEC MSRP: \$23.95

ITEM #	ROAD NAME	ROAD #
N 1932 ARA BOX CAR		
50 000 114	Undecorated #1 "Long tab" body, Murphy panel roof, 4/4 Dreadnaught ends	-
50 000 115	Undecorated #2 "Long tab" body, 11 panel flat riveted roof, flat riveted ends	-
50 000 514	Undecorated #5 (Long tab body, 11 panel flat riveted roof, 4/4 Dreadnaught ends)	-
NEW PAINT SCHEMES!		
50 006 086	New York Central* (Gray/Black)	100000
50 006 087	Maine Central (Green/Yellow)	4997
50 006 088	Maine Central (Green/Yellow)	4783
50 006 089	Maine Central (Green/Yellow)	4851
50 006 090	Missouri Pacific (Missouri-Illinois) (Brown/White)	4125
50 006 091	Missouri Pacific (Missouri-Illinois) (Brown/White)	4052
50 006 092	Missouri Pacific (Missouri-Illinois) (Brown/White)	4064
50 006 093	Central of Georgia (the Right Way) (Brown/White)	4348
50 006 094	Central of Georgia (the Right Way) (Brown/White)	4053
50 006 095	Central of Georgia (the Right Way) (Brown/White)	4264
50 006 096	NC&STL (Dixieland) (Brown/White)	18261
50 006 097	NC&STL (Dixieland) (Brown/White)	18287
50 006 098	NC&STL (Dixieland) (Brown/White)	18254
50 006 099	N de M (Brown/White)	61185
50 006 100	N de M (Brown/White)	61157
50 006 101	N de M (Brown/White)	61264
50 006 102	Nickel Plate Road (Brown/White/Silver)	13134
50 006 103	Nickel Plate Road (Brown/White/Silver)	13187
50 006 104	Nickel Plate Road (Brown/White/Silver)	13196
50 006 105	Linde Air Products (Brown/White)	161
50 006 106	Linde Air Products (Brown/White)	177
50 006 107	Linde Air Products (Brown/White)	324

A goal of the American Railway Association (ARA) in the early 1920s was to produce an all-steel box car that could be recognized as a standard by the member railroads. Although the original design presented in 1923 produced in excess of 60,000 cars, it wasn't until a new design was presented in 1932 that the member railroads gave their approval.

After extensively testing five prototypes in 1933, over 14,500 cars were produced for twenty-three railroads throughout the following decade. This design soon evolved into the 1937, Modified 1937, and Postwar AAR box cars.

Although not the most popular design produced, numerically speaking, the 1932 ARA Standard box car is considered one of the most important designs in railroad history.

Features:


- Accurate painting and printing
- Friction-bearing trucks
- AccuMate® couplers

AccuMate® couplers are made under license from AccuRail, Inc.

N
SCALE

ATLAS MASTER® N 40' STANDARD HEIGHT CONTAINER

NEW PAINT
SCHEMES!



BEACON (BMOU)



CHINA SHIPPING (CCLU)




COSCO SHIPPING (CSNU)



Ocean Network Express (TLLU)



United Arab Shipping Co. (UACU)





ATLAS MASTER® N 40' STANDARD HEIGHT CONTAINER

MSRP: \$39.95 | UNDEC MSRP: \$26.95

N 40' STANDARD HEIGHT CONTAINER

50 005 879	Undecorated 1-3-1 BEV OUT LH
50 005 880	Undecorated 1-1-1 LTR
NEW PAINT SCHEMES!	
50 005 881	BEACON (BMOU) Set #1 (Brown)
50 005 882	BEACON (BMOU) Set #2 (Brown)
50 005 883	CHINA SHIPPING (CCLU) Set #1 (Teal)
50 005 884	CHINA SHIPPING (CCLU) Set #2 (Teal)
50 005 885	COSCO SHIPPING (CSNU) Set #1 (Blue)
50 005 886	COSCO SHIPPING (CSNU) Set #2 (Blue)
50 005 887	Ocean Network Express (TLLU) Set #1 (Pink)
50 005 888	Ocean Network Express (TLLU) Set #2 (Pink)
50 005 889	United Arab Shipping Co. (UACU) Set #1 (Green)
50 005 890	United Arab Shipping Co. (UACU) Set #2 (Green)

The development of shipping containers reached a turning point in the late 1970s when standardization began to take place. Prior to this time numerous designs and sizes of containers were seen throughout the world. The true intermodal era began in the 1980s with the expanding world economy, Panama Canal ship size restrictions, intermodal railway car (wagon) designs and the setting of ISO standards for international shipping containers.

Today's commonly seen steel all-corrugated ISO containers still have some variations, primarily the doors. The new Atlas model will be a standard-height 40-footer which will exhibit a range of door styles, roofs, and front walls to more closely match the variations in the prototype containers seen throughout the world.

Features:

- Prototypically accurate "beveled" all corrugated sides
- Each set comes as a 3-pack

HO
SCALE

ATLAS HO LIMITED EDITION BOX CARS

MSRP: \$52.95

ITEM #	ROAD NAME	ROAD #
NEW PAINT SCHEMES!		
20006877	HO Master 50' Postwar Single Door Box Car - INDEPENDENCE DAY EDITION	1776
20006954	HO Master 50' Postwar Single Door Box Car - HALLOWEEN EDITION	WTCH13



**HO MASTER 50' POSTWAR SINGLE DOOR BOX CAR
HALLOWEEN EDITION**



**HO MASTER 50' POSTWAR SINGLE DOOR BOX CAR
INDEPENDENCE DAY EDITION**

Features:

- Details such as separately applied ladders and grab irons
- Three different side sill styles - straight, tabbed and fishbelly
- 8' & 9' Superior or Youngstown doors
- Fully detailed underframe
- Free rolling trucks with metal wheelsets

**COLORFUL
ARTWORK
DESIGNS**

Light Up Your Layout!

**NEW
LIGHTING**
Sold in economical
3-packs!



WITH NEW TRACKSIDE LIGHTING FROM

Commonly used on both residential main roads and highways, Atlas' new streetlights provide a timeless design suitable for use from the 1960s through today. With a choice of LED providing a warm glow seen with incandescent bulbs, or a more modern cool white "daylight" bulb, these lights can be used in various eras, and include appropriate resistors for use with a range of input voltage (commonly between 6-18 Volts DC). All styles are available with either gray or silver masts.

Styles available in HO & N Scales:




Single Arm Streetlight



Single Arm Parking
Lot Light



Double Arm Streetlight



Double Arm Parking
Lot Light



For more information on these and other high quality Atlas products,
visit your local hobby shop or www.atlasrr.com!



ATLAS MODEL RAILROAD CO, INC. • 378 Florence Ave., Hillside, NJ 07205 • www.atlasrr.com

HO
SCALE

ATLAS MASTER® HO 53' EVANS DOUBLE PLUG DOOR BOX CAR

**NEW PAINT
SCHEMES!**

**NEW ROAD
NUMBERS**



British Columbia



Missouri Pacific (TNM)



Astoria Plywood



Burlington Northern



PET Inc.



Plywood Marketing Associates



Ralston Purina (as delivered)



Simpson Timber Company



ATLAS MASTER® HO 53' EVANS DOUBLE PLUG DOOR BOX CAR

MSRP: \$32.95 | UNDEC MSRP: \$21.95

ITEM #	ROAD NAME	ROAD #
HO 53' EVANS DOUBLE PLUG DOOR BOX CAR		
20 005 409	Undecorated	-
NEW ROAD NUMBERS!		
20 006 768	British Columbia (Green/Yellow)	800417
20 006 769	British Columbia (Green/Yellow)	800456
20 006 770	British Columbia (Green/Yellow)	800507
20 006 771	Missouri Pacific (TNM) (Brown/White)	787003
20 006 772	Missouri Pacific (TNM) (Brown/White)	7870018
NEW PAINT SCHEMES!		
20 006 773	Astoria Plywood (Orange/Black)	10054
20 006 774	Astoria Plywood (Orange/Black)	10069
20 006 775	Burlington Northern (Green/White)	749125
20 006 776	Burlington Northern (Green/White)	749126
20 006 777	PET Inc. (Blue/White)	11125
20 006 778	PET Inc. (Blue/White)	11134
20 006 779	Plywood marketing Associates (Teal/White)	9040
20 006 780	Plywood marketing Associates (Teal/White)	9076
20 006 781	Ralston Purina (as delivered) (Red/White)	103
20 006 782	Ralston Purina (as delivered) (Red/White)	142
20 006 783	Ralston Purina (as delivered) (Red/White)	191
20 006 784	Simpson Timber Company (White/Red)	10401
20 006 785	Simpson Timber Company (White/Red)	10407

This 53' boxcar was manufactured in the 1960s and '70s by Evans Company and was used primarily to haul produce, wood and paper products, and canned goods. The prototype is an insulated RBL featuring a 16 foot opening and double plug doors.

Features:

- 70-ton roller-bearing trucks
- Blackened metal wheels
- Two-piece underframe
- Separate brake cylinder
- Air reservoir
- End platforms
- AccuMate® couplers

AccuMate® couplers are made under license from AccuRail, Inc.

**CSX Licensed Product*

HO
SCALE

ATLAS MASTER® HO COALVEYOR BATHTUB GONDOLA

**NEW PAINT
SCHEMES!**

**NEW ROAD
NUMBERS**



Reisner Scrap Metals



Cobra Trading (COBX)



Frontier Scrap Metals (FICX)



David J. Joseph (Blue)



David J. Joseph (Teal)



Chicago & Illinois Midland



Kansas City Power & Light - SJLP (KCLX)



Utility Fuels (UFIX)

David J. Joseph
Limited Edition 3-Pack





ATLAS MASTER® HO COALVEYOR BATHTUB GONDOLA

UNDEC MSRP: \$30.95 | MSRP: \$39.95 | MSRP 3-PACK: \$119.85

ITEM #	ROAD NAME	ROAD #
HO COALVEYOR		
1000	Undecorated	-
NEW PAINT SCHEMES!		
20 006 679	Reisner Scrap Metals (CMHX) (Black/Orange/Green)	42407
20 006 680	Reisner Scrap Metals (CMHX) (Black/Orange/Green)	42409
20 006 681	Reisner Scrap Metals (CMHX) (Black/Orange/Green)	42410
20 006 682	Cobra Trading (COBX) (Black/White)	4124
20 006 683	Cobra Trading (COBX) (Black/White)	4122
20 006 684	Cobra Trading (COBX) (Black/White)	4119
20 006 685	Frontier Scrap Metals (FICX) (Black/Blue/Yellow)	1007
20 006 686	Frontier Scrap Metals (FICX) (Black/Blue/Yellow)	1009
20 006 687	Frontier Scrap Metals (FICX) (Black/Blue/Yellow)	1010
20 006 688	David Joseph (Blue) (Blue/White)	30904
20 006 689	David Joseph (Blue) (Blue/White)	30918
20 006 690	David Joseph (Blue) (Blue/White)	30940
20 006 691	David Joseph (Teal) (Teal/White)	30916
20 006 692	David Joseph (Teal) (Teal/White)	30960
20 006 693	David Joseph (Teal) (Teal/White)	30964
20 006 694	Chicago & Illinios Midland (Black/Blue)	3001
20 006 695	Chicago & Illinios Midland (Black/Blue)	3002
20 006 696	Chicago & Illinios Midland (Black/Blue)	3003
20 006 697	Chicago & Illinios Midland (Black/Blue)	3004
NEW ROAD NUMBERS!		
20 006 698	Kansas City Power & Light - SJLP (KCLX) (Black/White)	45312
20 006 699	Kansas City Power & Light - SJLP (KCLX) (Black/White)	45326
20 006 700	Kansas City Power & Light - SJLP (KCLX) (Black/White)	45349
20 006 701	Kansas City Power & Light - SJLP (KCLX) (Black/White)	45353
20 006 702	Utility Fuels (UFX) (Black/Orange)	16003
20 006 703	Utility Fuels (UFX) (Black/Orange)	16010
20 006 704	Utility Fuels (UFX) (Black/Orange)	16022
20 006 705	Utility Fuels (UFX) (Black/Orange)	16037
LIMITED EDITION 3-PACK - NEW PAINT SCHEMES!		
20 006 706	David Joseph (Blue) 30990, David Joseph (Green) 30917, David Joseph (Yellow) 30979	

Built in the 1980's by ACF®, the Coalveyor Bathtub Gondola operated in unit train service to deliver coal to power plants. These cars were most often lettered for the utility companies that leased and purchased them. Many are still in service today. C&D cars were usually run in blocks of 4-12 cars. They were used for construction and demolition debris/refuse hauling.

Features:

- Die-cast chassis
- Ready-to-run
- Interior bracing
- Removable coal load
- AccuMate® couplers
- Brake detail
- 100-ton roller-bearing trucks
- Fine scale wheels
- Accurate painting and printing

AccuMate® couplers are made under license from AccuRail, Inc.

HO
SCALE

ATLAS MASTER® HO U33/36B LOCOMOTIVE

**NEW PAINT
SCHEMES!**

**NEW ROAD
NUMBERS**

NEWLY TOOLED CAB DESIGN!
SEE PAGE 30 FOR RENDERING



Conrail - U33B



Guilford - U33B



Rock Island - U33B

HO
SCALE

ATLAS MASTER® HO U33/36B LOCOMOTIVE



CSX* - U36B



CSX (MCVX Safety Train)* - U36B



Auto Train - U36B



Seaboard Coast Line* - U36B



Silver

Sound Ready™

Wired speaker and enclosure included
for easy conversion to sound.

Atlas Model Railroad Co., Inc. • 378 Florence Ave., Hillside, NJ 07205 • USA • ph: 908-687-0880 • fax: 908-687-8857 / 908-851-2550 • shop.atlasrr.com



Gold Models
with ESU Sound
*CSX Licensed Product

HO
SCALE

ATLAS MASTER® HO U33/36B LOCOMOTIVE

FEATURES:


Flush-mounted radiator screens and air intake screens on the long hood – early phase

- Built-out area on the top of the front and rear pilots – early phase.
- Corrugated radiator and air intake screens, with a flat pilot face – late phase
- Optional separate electrical equipment box will be included on the left side walkway behind the cab per the prototype
- AAR-B or Blomberg trucks will be used when appropriate
- Separately-applied detail parts including: windshield wipers, metal grab irons, coupler cut levers, fine scale handrails & more!
- Five pole skewed armature motor with dual flywheels for optimum performance at all speeds
- Directional lighting with Golden-white LEDs
- Blackened metal wheels

Atlas Master Series Gold Features:

- ESU LokSound decoder, supporting all DCC programming modes.
- Flexible mapping of function keys F0 to F31.
- Follows all NMRA DCC standards and recommended practices.
- Lighting effects to match the prototype, including Gyalight and Mars light where appropriate.
- Over 20 sound effects are available, including engine start-up and shutdown, prime mover sounds through all eight notches, bell, air horn, air compressor, dynamic brakes and more.

NEWLY TOOLED CAB DESIGN!





ATLAS MASTER® HO U33/36B LOCOMOTIVE

SILVER UNDEC MSRP: \$169.95 | GOLD UNDEC MSRP: \$279.95

SILVER MSRP: \$179.95 | GOLD MSRP: \$289.95

SILVER ITEM #	ROAD NAME	ROAD #	GOLD ITEM #
HO U33/36B LOCOMOTIVES			
10 003 773	Undecorated (Early Phase, AAR-B Trucks)	-	10 003 793
10 003 774	Undecorated (Late Phase, AAR-B Trucks)	-	10 003 794
10 003 775	Undecorated (Late Phase, Blomberg Trucks)	-	10 003 795
HO U33B LOCOMOTIVE - NEW PAINT SCHEMES!			
10 003 776	Conrail (Blue/White)	2896	10 003 796
10 003 777	Conrail (Blue/White)	2910	10 003 797
10 003 778	Conrail (Blue/White)	2932	10 003 798
10 003 779	Guilford (Boston & Maine) (Gray/Orange)	190	10 003 799
10 003 780	Guilford (Boston & Maine) (Gray/Orange)	192	10 003 800
10 003 781	Rock Island (Blue/White)	195	10 003 801
10 003 782	Rock Island (Blue/White)	196	10 003 802
10 003 783	Rock Island (Blue/White)	298	10 003 803
HO U36B LOCOMOTIVE - NEW PAINT SCHEMES!			
10 003 784	CSX* (Blue/Gray/Yellow)	5723	10 003 804
10 003 785	CSX* (Blue/Gray/Yellow)	5764	10 003 805
10 003 786	CSX* (MCVX Safety Train) (Blue/Yellow)	7764	10 003 806
HO U36B LOCOMOTIVE - NEW ROAD NUMBERS!			
10 003 787	Auto Train (White/Red/Purple)	4002	10 003 807
10 003 788	Auto Train (White/Red/Purple)	4005	10 003 808
10 003 789	Auto Train (White/Red/Purple)	4009	10 003 809
10 003 790	Seaboard Coast Line* (Black/Yellow)	1790	10 003 810
10 003 791	Seaboard Coast Line* (Black/Yellow)	1805	10 003 811
10 003 792	Seaboard Coast Line* (Black/Yellow)	1834	10 003 812

The horsepower race was in full swing by the late 1960s when GE introduced the 3,300hp, four-axle U33B locomotive. 137 units were produced between September 1967 and August 1970 when production ended. GE upped the horsepower ante in 1970 with the introduction of the 3,600hp U36B which was produced between May 1970 and December 1974. Both models were externally identical, and internally they were both powered by the same GE FDL-16 cylinder four-stroke engine. The horsepower increase was achieved through adjustments to the fuel rack settings and other internal component changes. One key spotting feature of both models was the built-out radiator "wings" on the long hood.

Atlas' U33B and U36B model is being offered in both an early and late phase. The early phase model includes flushmounted radiator screens and air intake screens on the long hood. In addition, there is a built-out area on the top of the front and rear pilots. Late phase models include corrugated radiator and air intake screens, with a flat pilot face. An optional separate electrical equipment box is included on the left side walkway behind the cab per the prototype. AAR-B or Blomberg trucks are used when appropriate.



Wired speaker and enclosure included for easy conversion to sound.

*CSX Licensed Product




HO
SCALE


ATLAS MASTER® HO EXTENDED VISION CABOOSE

NEW PAINT
SCHEMES!


NEW ROAD
NUMBERS



Chesapeake & Ohio*



Rio Grande



N de M



Air Products & Chemicals



BNSF

*CSX Licensed Product



ATLAS MASTER® HO EXTENDED VISION CABOOSE

MSRP: \$46.95 | UNDEC MSRP: \$35.95

ITEM #	ROAD NAME	ROAD #
<i>HO EXTENDED VISION CABOOSE</i>		
20 003 114	Undecorated (w/o roofwalk)	-
20 003 115	Undecorated (w/roofwalk)	-
<i>NEW ROAD NUMBERS!</i>		
20 006 219	Chesapeake & Ohio (Blue/Yellow)*	3206
20 006 220	Chesapeake & Ohio (Blue/Yellow)*	3209
20 006 221	Rio Grande (Orange/Black)	01506
20 006 222	Rio Grande (Orange/Black)	01510
<i>NEW PAINT SCHEMES!</i>		
20 006 223	N de M (Yellow/Black)	44404
20 006 224	N de M (Yellow/Black)	44438
20 006 225	Air Products & Chemicals (APTX) (Green/Yellow)	202
20 006 226	BNSF (Orange/Black)	888318

Based on prototypes that were built during the 1960s, these cabooses were popular on railroads from coast-coast.

With the advancement of the End-of-Train device, cabooses slowly began to fall out of favor. However, in the early 2000's, "shoving platforms" began to appear as a place to safely house a crew when a reverse move was required. Instead of riding on the side of a freight car, the crew member now has a safe place to stand, while guiding the rear of a reverse move. Atlas' shoving platform cabooses will feature blanked out windows (Where appropriate).

Features:

- Thin endrails
 - Window glazing
 - Separate brake cylinder
 - Open smoke stack
- Triple valve and air reservoir
 Roller-bearing caboose trucks
 Roofwalk where appropriate
 Accurate painting and lettering

AccuMate® couplers are made under license from AccuRail, Inc.

**CSX Licensed Product*

HO
SCALE

ATLAS MASTER® HO HH600/660 LOCOMOTIVE

**NEW PAINT
SCHEMES!**

**Back by
Popular
Demand!**



Erie Lackawanna



Jersey Central



Lehigh Valley



New Haven (Full Balloon) McGinnis



Railco



Santa Fe*

*CSX Licensed Product

Atlas Model Railroad Co., Inc. • 378 Florence Ave., Hillside, NJ 07205 • USA • ph: 908-687-0880 • fax: 908-687-8857 / 908-851-2550 • shop.atlasrr.com

*Paint scheme is correct for a locomotive of a similar prototype.

HO
SCALE

ATLAS MASTER® HO HH600/660 LOCOMOTIVE



Southern Pacific



Southern Pacific Lines



New Haven (Full Balloon)

Silver 
Sound Ready™

Silver Sound Ready™ Atlas Silver Sound Ready models are equipped with a speaker for easy conversion to sound with the addition of a decoder. If you need assistance with the upgrade of a Sound Ready model, please contact Atlas Customer Service at 908-687-0880 or csdept@atlasrr.com
Atlas Model Railroad Co., Inc. • 378 Florence Ave., Hillside, NJ 07205 • USA • ph: 908-687-0880 • fax: 908-687-8857 / 908-851-2550 • shop.atlasrr.com

 Gold Models
with ESU Sound



ARRIVALS - FALL 2022

AVAILABLE OCTOBER 2022



HO
SCALE

ATLAS MASTER® HO HH600/660 LOCOMOTIVE

Between 1931 and 1940 ALCO built 177 high hood (HH) switching locomotives of various horsepower ratings and body styles. The "HH" models were forerunners to the popular S-series of switchers which featured lower hoods. ALCO's high hood switchers were in production long before similar models from competitors EMC/EMD (1935) and Baldwin (1937). Interestingly, the "HH" model designation is a term coined by rail historians to describe what ALCO documentation had simply referred to as 600-hp or 660-hp switchers. In later years ALCO had referred to these early units as "high hood switchers" so this designation is appropriate.

Of the 177 high hood switchers built, 104 were HH600s, 18 were HH660s, 21 were HH900s and 34 were HH1000s. Some of the largest users of these models included New Haven, Lackawanna and New York Central. Various physical changes occurred during the 9 years these locomotives were in production. The biggest change occurred in 1934 when ALCO hired industrial designer Otto Kuhler to improve the appearance of their very boxy, utilitarian switchers. The post-1937 production units we are now offering featured many of his suggested improvements.

In 1938 ALCO introduced a line of high hood switchers powered by the new model 538 diesel engine which featured a cast iron engine block. This engine was offered in both a 660-hp (non-turbocharged 538) and 1000-hp (turbocharged 538-T) switcher, each weighing approximately 196,000 pounds. The horsepower rating could be adjusted downward slightly per customer specification by lowering the RPM of the diesel engine. Therefore, 600-hp and 900-hp models were offered concurrently. The HH600 and HH660 locomotive models we are offering were produced from 1938 to 1940 and were externally identical.

Features:

- Early Blunt truck with separate brake cylinders, molded coil spring detail (optional) and metal truck chains
- Separately-applied metal grab irons and lift rings
- Separately-applied fine scale handrails and stanchions, coupler cut lever and piping
- Directional lighting with golden-white LEDs
- Five-pole skewed armature motor with dual flywheels for optimum performance at all speeds
- NMRA 21-pin plug for DCC

Atlas Master™ Series Silver Additional Features:

- NMRA 21-pin plug for DCC (Decoder-ready)

Sound Features for Gold Series :

(DCC Operation)

- Supports all DCC-programming modes
- Flexible mapping of function keys F0 to F31 .
- Follows all NMRA DCC standards and recommended practices.

Sound Functionality Features:

- Over 20 sound effects are available, including engine start-up and shutdown, prime mover sounds through all eight notches, bell, air horn, air compressor, dynamic brakes and more.
- There are 16 user-selectable horns, 2 user-selectable bells, and 2 user-selectable synchronized brake squeals.
- Manual and Automatic Notching modes with the ability to change modes "on the fly" are provided for true realism.



Silver

Sound Ready™

Wired speaker and enclosure included
for easy conversion to sound.

Silver Sound Ready™

Atlas Silver Sound Ready models are equipped with a speaker for easy conversion to sound with the addition of a decoder. If you need assistance with the upgrade of a Sound Ready model, please contact Atlas Customer Service at 908-687-0880 or csdept@atlasrr.com



Gold Models
with ESU Sound

Atlas Model Railroad Co., Inc. • 378 Florence Ave., Hillside, NJ 07205 • USA • ph: 908-687-0880 • fax: 908-687-8857 / 908-851-2550 • shop.atlasrr.com



ARRIVALS - FALL 2022

<https://shop.atlasrr.com/c-429-h142.aspx>



HO
SCALE

ATLAS MASTER® HO HH600/660 LOCOMOTIVE

SILVER UNDEC MSRP: \$169.95 | GOLD UNDEC MSRP: \$279.95

SILVER MSRP: \$179.95 | GOLD MSRP: \$289.95

SILVER ITEM #	ROAD NAME	ROAD #	GOLD ITEM #
HO HH600/HH660 LOCOMOTIVE			
10 000 421	Undecorated	-	10 000 793
NEW PAINT SCHEMES!			
10 003 971	Erie Lackawanna (Black/Yellow)	303	10 003 985
10 003 972	Erie Lackawanna (Black/Yellow)	305	10 003 986
10 003 973	Jersey Central (Green/Yellow)	1022	10 003 987
10 003 974	Jersey Central (Green/Yellow)	1023	10 003 988
10 003 975	Lehigh Valley (Cornell Red/White)	116	10 003 989
10 003 976	New Haven (Full Balloon) McGinnis (Orange/Green)	0930	10 003 990
10 003 977	Railco (Yellow/Black)	770	10 003 991
10 003 978	Santa Fe+ (Blue/Yellow)	2314	10 003 992
10 003 979	Santa Fe+ (Blue/Yellow)	2318	10 003 993
10 003 980	Southern Pacific (Red/Gray)	1001	10 003 994
10 003 981	Southern Pacific Lines (Black/White)	1002	10 003 995
10 003 982	Southern Pacific Lines (Black/White)	1003	10 003 996
BACK BY POPULAR DEMAND!			
10 003 983	New Haven (Full Balloon) (Orange/Green)	0923	10 003 997
10 003 984	New Haven (Full Balloon) (Orange/Green)	0930	10 003 998

+Paint scheme is correct for a locomotive of a similar prototype.

HO
SCALE

ATLAS MASTER® HO 48' ALL PURPOSE WELL CAR

**NEW PAINT
SCHEMES!**

**NEW ROAD
NUMBERS**



TTX "On Track For A Cure" ++

Atlas will donate a portion of the proceeds from the sale of this car to the Susan G. Komen foundation for breast cancer research.



TTX "Next Load Any Road" +



CRLE



TTX

++Alternate history scheme
+Paint scheme is correct for a car of a similar prototype.



ATLAS MASTER® HO 48' ALL PURPOSE WELL CAR

MSRP: \$32.95 | UNDEC: \$27.95

ITEM #	ROAD NAME	ROAD #
HO GUNDERSON 48' ALL PURPOSE WELL CAR		
20 000 146	Undecorated	-
NEW PAINT SCHEMES!		
20 005 993	TTX "On Track for a Cure" (Pink)++	456310
20 005 994	TTX "Next Load Any Road" (Yellow/Black/White)+	456202
20 005 995	TTX "Next Load Any Road" (Yellow/Black/White)+	456227
20 005 996	TTX "Next Load Any Road" (Yellow/Black/White)+	456301
20 005 997	TTX "Next Load Any Road" (Yellow/Black/White)+	456354
NEW ROAD NUMBERS!		
20 006 002	CRLE (Red/White)	5047
20 006 003	CRLE (Red/White)	5050
20 006 004	CRLE (Red/White)	5061
20 006 005	CRLE (Red/White)	5073
20 006 006	TTX (Yellow/Black/White)	456215
20 006 007	TTX (Yellow/Black/White)	456262
20 006 008	TTX (Yellow/Black/White)	456327
20 006 009	TTX (Yellow/Black/White)	456388
20 006 010	TTX (Yellow/Black/White)	456405
20 006 011	TTX (Yellow/Black/White)	456418

Gunderson's 48' all-purpose well car was introduced into service in 1993. The car was a design extension of previous well cars that carried containers only. The all-purpose feature meant that it could carry either containers or trailers giving it greater versatility for intermodal trains. The height of the sides are lower than previous container-only well cars to allow trailers to clear while being loaded into the car by lift equipment. This design also featured two hitches for transporting two 28-foot trailers.

FEATURES:

- Improved body tooling since 1st run
- Fewer customer-installed parts
- Floor with correct ovals and cut-outs
- Two hitches
- Etched walkways
- Four IBC bins
- Detailed brake components
- Prototypically accurate paint schemes
- Recommended 24" radius

AccuMate® couplers are made under license from AccuRail, Inc.

AVAILABLE OCTOBER 2022

HO
SCALE

ATLAS MASTER® HO THRALL GONDOLA

**NEW PAINT
SCHEMES!**

**NEW ROAD
NUMBERS**



BNSF



Chicago Freight Car



Dakota, Minnesota & Eastern



Norfolk Southern



Union Pacific



CEFX (ex-CP)



ATLAS MASTER® HO THRALL GONDOLA

MSRP: \$32.95 | UNDEC: \$27.95

ITEM #	ROAD NAME	ROAD #
HO THRALL 2743 GONDOLA		
20 003 240	Undecorated	-
NEW ROAD NUMBERS!		
20 005 112	BNSF (Black/White)	513125
20 005 113	BNSF (Black/White)	513138
20 005 114	BNSF (Black/White)	513183
20 005 118	Chicago Freight Car (Black/White/Yellow)	50006
20 005 119	Chicago Freight Car (Black/White/Yellow)	50011
20 005 120	Chicago Freight Car (Black/White/Yellow)	50016
20 005 121	Dakota, Minnesota & Eastern (Blue/White)	80133
20 005 122	Dakota, Minnesota & Eastern (Blue/White)	80152
20 005 123	Dakota, Minnesota & Eastern (Blue/White)	80174
20 005 124	Norfolk Southern (Black/White)	193914
20 005 125	Norfolk Southern (Black/White)	193952
20 005 126	Norfolk Southern (Black/White)	193977
20 005 127	Union Pacific (Brown/White)	152027
20 005 128	Union Pacific (Brown/White)	152054
20 005 129	Union Pacific (Brown/White)	152092
NEW PAINT SCHEMES!		
20 005 115	CEFX (ex-CP) (Black/White/Red)	33403
20 005 116	CEFX (ex-CP) (Black/White/Red)	33430
20 005 117	CEFX (ex-CP) (Black/White/Red)	33472

The Thrall Car 2743 cubic foot gondola was introduced in 1995. This new 52' 6" interior length design was in response to the newly allowed increase in Gross Rail Loading (GRL) to 286,000 lbs (up from 263,000 lbs). This allowed an increase of the inside height from the previously standard 5'0" to a new standard of 5'6", giving it a 2,743 cubic foot capacity. Thrall produced over 6,700 of these from 1995 to 1999. The design resumed production under Trinityrail in 2005.

Features:

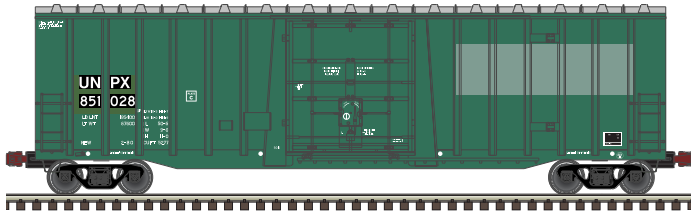
- Prototypical scale height reflecting the new higher capacities standard.
- Fourteen side posts
- Detailed brake components, ladders & stirrups
- Etched platform & end reinforcement plate
- Metal hand grabs & brake rods
- Air hoses
- Corner pins and correct open notch
- Detailed side post support angle plates
- Optional coupler pocket for Kadee #78 or Accumate Scale Coupler
- Accurate painting and lettering
- Ready-to-run
- Accumate® couplers are made under license from AccuRail, Inc.

HO SCALE

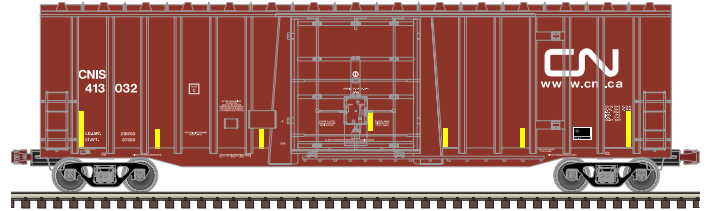
ATLAS MASTER® HO 50' NSC PLUG DOOR BOX CAR

NEW PAINT SCHEMES!

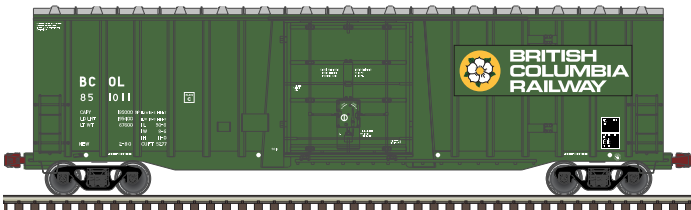
NEW ROAD NUMBERS



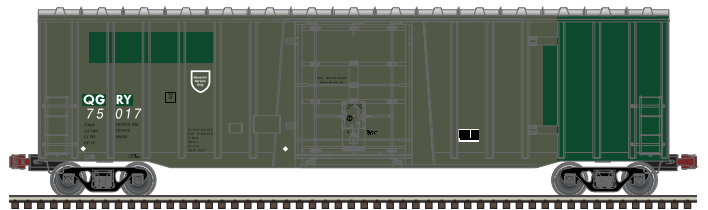
UNPX



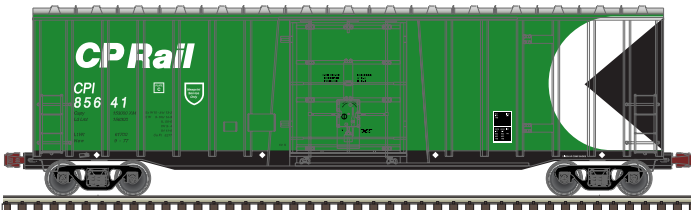
Canadian National (CNIS)



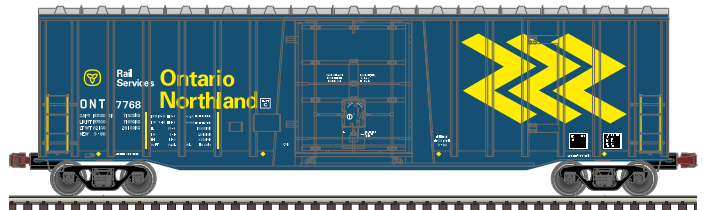
British Columbia Railway



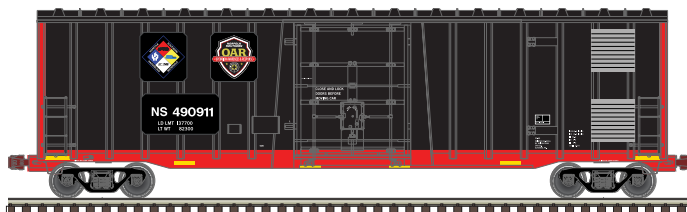
Quebec Gatineau



Canadian Pacific International



Ontario Northland



Norfolk Southern First Responders Box Car



ATLAS MASTER® HO 50' NSC PLUG DOOR BOX CAR

MSRP: \$42.95 | UNDEC MSRP: \$ 37.95

ITEM #	ROAD NAME	ROAD #
ATLAS HO NSC 50' 5277 PLUG DOOR BOX CAR		
20 002 671	Undecorated	-
NEW PAINT SCHEMES!		
20 006 067	UNPX (Green/White)	851002
20 006 068	UNPX (Green/White)	851010
20 006 069	UNPX (Green/White)	851013
20 006 070	UNPX (Green/White)	851028
20 006 071	Canadian National (CNIS) (Brown/White)	413039
20 006 072	Canadian National (CNIS) (Brown/White)	413062
20 006 073	Canadian National (CNIS) (Brown/White)	413065
20 006 074	Canadian National (CNIS) (Brown/White)	413115
NEW ROAD NUMBERS!		
20 006 075	British Columbia Railway (Green/White/Yellow)	851009
20 006 076	British Columbia Railway (Green/White/Yellow)	851012
20 006 077	British Columbia Railway (Green/White/Yellow)	851022
20 006 078	British Columbia Railway (Green/White/Yellow)	851028
ATLAS HO NSC 50' 5111 PLUG DOOR BOX CAR		
20 002 670	Undecorated	-
NEW PAINT SCHEMES!		
20 006 079	Quebec Gatineau (Green/White)	75106
20 006 080	Quebec Gatineau (Green/White)	75117
20 006 081	Quebec Gatineau (Green/White)	75130
20 006 082	Quebec Gatineau (Green/White)	75284
NEW ROAD NUMBERS!		
20 006 083	Canadian Pacific International (Green/White/Black)	85509
20 006 084	Canadian Pacific International (Green/White/Black)	85520
20 006 085	Canadian Pacific International (Green/White/Black)	85594
20 006 086	Canadian Pacific International (Green/White/Black)	85606
20 006 087	Ontario Northland (Blue/Yellow)	7701
20 006 088	Ontario Northland (Blue/Yellow)	7750
20 006 089	Ontario Northland (Blue/Yellow)	7773
20 006 090	Ontario Northland (Blue/Yellow)	7783
BACK BY POPULAR DEMAND!		
20 006 091	Norfolk Southern First Responders Box Car (Black/Red)	490411
20 006 092	Norfolk Southern First Responders Box Car (Black/Red)	490911

From 1975 to 1980 National Steel Car built over one-thousand 50'6" single-plug door box cars. Most of the 100-ton cars went to Canadian railroads primarily for paper service. Two hundred 70-ton cars went into food service for the Grand Trunk Western. the models have a number of variations corresponding to the prototype.

Features:

- Bodies: 5111 or 5277 cubic foot styles
- Ends: Nine or ten corrugations
- Doors: 9ft or 10ft plug doors
- Side Sills: Deep or shallow sills
- Corner Posts: A special limited run of the Grand Trunk Western cars w/o the corner posts will be available.
- Trucks: 70- or 100-ton
- Suggested minimum radius of 22"

HO
SCALE

ATLAS MASTER® HO FMC 5503 DOUBLE DOOR BOX CAR

**NEW PAINT
SCHEMES!**

**NEW ROAD
NUMBERS**



Amador Central



Golden West Service




Minnesota, Dakota & Western



Southern Pacific (ex-GVSR)



St. Maries River Railroad



Southern Pacific



Longview, Portland & Northern



ATLAS MASTER® HO FMC 5503 DOUBLE DOOR BOX CAR

MSRP: \$44.95 | UNDEC MSRP: \$33.95

ITEM #	ROAD NAME	ROAD #
HO FMC 5503 DOUBLE DOOR BOX CAR		
20 004 606	Undecorated	-
NEW PAINT SCHEMES!		
20 006 291	Amador Central (Blue/White)	1027
20 006 292	Amador Central (Blue/White)	1050
20 006 293	Amador Central (Blue/White)	1069
20 006 294	Golden West Service (Blue/Yellow/Red)	780002
20 006 295	Golden West Service (Blue/Yellow/Red)	780013
20 006 296	Golden West Service (Blue/Yellow/Red)	780021
20 006 297	Minnesota, Dakota & Western (Green/White)	7101
20 006 298	Minnesota, Dakota & Western (Green/White)	7181
20 006 299	Minnesota, Dakota & Western (Green/White)	7183
20 006 300	Southern Pacific ex-GVSR (Blue/Yellow/Red)	246104
20 006 301	Southern Pacific ex-GVSR (Blue/Yellow/Red)	246152
20 006 302	Southern Pacific ex-GVSR (Blue/Yellow/Red)	246181
20 006 306	St.Maries River Road (Orange)	52027
20 006 307	St.Maries River Road (Orange)	52032
20 006 308	St.Maries River Road (Orange)	52053
NEW ROAD NUMBERS!		
20 006 303	Southern Pacific (Brown)	246116
20 006 304	Southern Pacific (Brown)	246199
20 006 305	Southern Pacific (Brown)	246275
20 006 309	Longview, Portland & Northern (Orange/Blue)	52024
20 006 310	Longview, Portland & Northern (Orange/Blue)	52043
20 006 311	Longview, Portland & Northern (Orange/Blue)	52086

Box cars in the past fifty years have generally fallen into one of five distinct frame lengths, 40-, 50-, 52-, 60- and 86-foot. The least common of these is the 52-foot box cars. Although not as numerous as its shorter and longer companions, the 52-foot non-insulated box designs have provided an important role in the lumber industry.

The car is essentially a "stretched" 5277 with one-foot added outside the bolsters giving the car its distinctive overhang. It is equipped with double sliding doors and a cushioned underframe. Southern Pacific was the sole original operator of this design and ordered 700 of these unique looking boxcars split between Southern Pacific (525 cars), Amador Central (75 cars) and the Longview, Portland & Northern (100 cars).


Features:

- Double Sliding Doors
- Wire grabs
- Etched parts
- Plate C Box Car
- X-Panel Roof

HO

ATLAS MASTER® HO 40' STANDARD HEIGHT CONTAINER

NEW PAINT SCHEMES!



BEACON (BMOU)



CHINA SHIPPING (CCLU)



COSCO SHIPPING (CSNU)



Ocean Network Express (TLLU)



United Arab Shipping Co. (UACU)





ATLAS MASTER® HO 40' STANDARD HEIGHT CONTAINER

MSRP: \$47.95 | UNDEC MSRP: \$39.95

HO 40' STANDARD HEIGHT CONTAINER

20 006 537	Undecorated 1-3-1 BEV OUT LH
20 006 538	Undecorated 1-1-1 LTR
NEW PAINT SCHEMES!	
20 006 539	BEACON (BMOU) Set #1 (Brown)
20 006 540	BEACON (BMOU) Set #2 (Brown)
20 006 541	CHINA SHIPPING (CCLU) Set #1 (Teal)
20 006 542	CHINA SHIPPING (CCLU) Set #2 (Teal)
20 006 543	COSCO SHIPPING (CSNU) Set #1 (Blue)
20 006 544	COSCO SHIPPING (CSNU) Set #2 (Blue)
20 006 545	Ocean Network Express (TLLU) Set #1 (Pink)
20 006 546	Ocean Network Express (TLLU) Set #2 (Pink)
20 006 547	United Arab Shipping Co. (UACU) Set #1 (Green)
20 006 548	United Arab Shipping Co. (UACU) Set #2 (Green)

The development of shipping containers reached a turning point in the late 1970s when standardization began to take place. Prior to this time numerous designs and sizes of containers were seen throughout the world. The true intermodal era began in the 1980s with the expanding world economy, Panama Canal ship size restrictions, intermodal railway car (wagon) designs and the setting of ISO standards for international shipping containers.

Steel became the norm and two heights of 40-foot containers eventually became standard worldwide; the standard-height (8' 6") and the high-cube (9' 6").

In addition to ISO size standardization, assembly-line manufacturing standardization brought the steel container from various aluminum and steel designs to a more similar design. In the late 1970s squared corrugations with double logo panels were common new-builds. The next step, occurring during the early 80s changed the squared corrugations to a beveled design. Finally, in the late 80s, the logo panels were no longer seen on new-builds and the all-corrugated side container emerged as most production was shifted to China.

Today's commonly seen steel all-corrugated ISO containers still have some variations, primarily the doors. The new Atlas model will be a standard-height 40'er which will exhibit a range of door styles, roofs, and front walls to more closely match the variations in the prototype containers seen throughout the world.

There are two major sizes of ISO 40-foot freight containers; high-cube and standard-height. The standard height container, with an outside height of 8'6", is the more commonly seen worldwide of the two. The ISO has assigned the following size-type codes to this style of container: 4300, 4310, 42G0, 42G1.

Features:

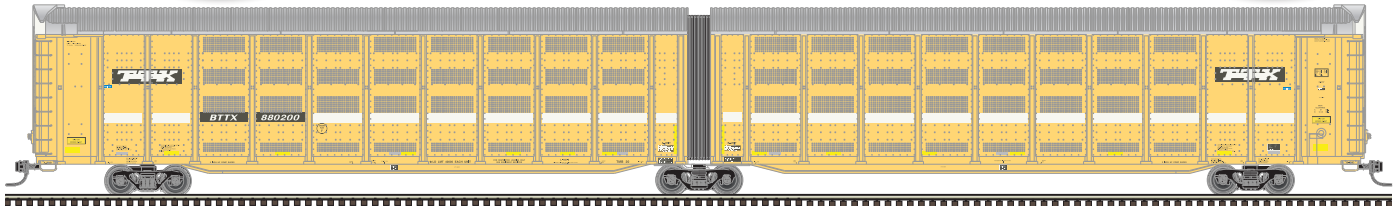
- First HO 40-foot model to feature production rail guides
- First HO 40-foot standard-height model to feature roof corner pads
- First 1-(1-1) or "Maersk" style door model in any scale
- First 1-1 door style in HO scale
- First LTR style handles
- Separately applied door rods and handles
- Optional separate vents
- Prototypically accurate "beveled" all corrugated sides
- Each set comes as a 3-pack




**NEW PAINT
SCHEMES!**

ATLAS MASTER® O ARTICULATED AUTO CARRIER

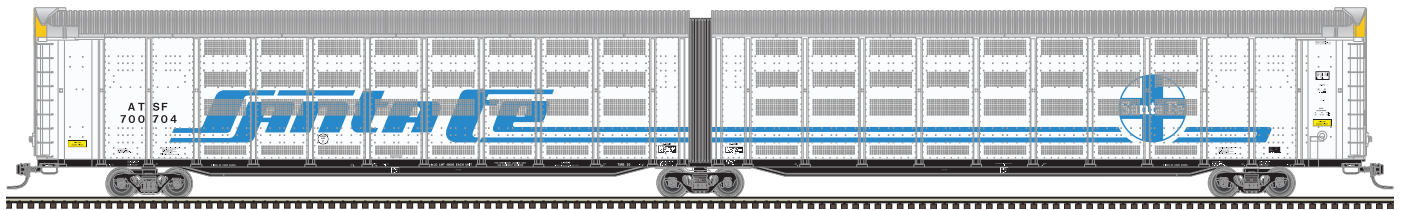
**NEW ROAD
NUMBERS**



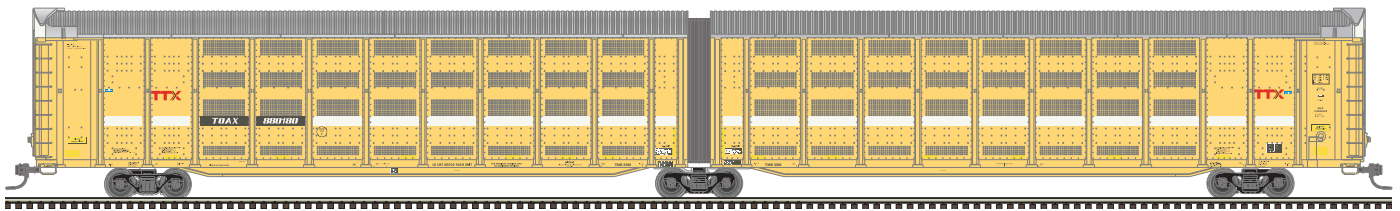
BTX (Faded)




Norfolk Southern (Horsehead Logo)



Santa Fe†



TOAX (Faded)



Norfolk Southern



ATLAS MASTER® O ARTICULATED AUTO CARRIER

3-RAIL MSRP: \$154.95 | 2-RAIL MSRP: \$159.95

3 RAIL ITEM #	ROAD NAME	2 RAIL ITEM #
NEW PAINT SCHEMES!		
3003705	BTTX (Faded) (Yellow/Silver/Black/White)	3004705
3003707	Norfolk Southern (Horsehead logo) (Yellow/Silver/Black/White)†	3004707
3003708	Santa Fe† (White/Blue)	3004708
3003709	TOAX (Faded) (Yellow/Silver/Black/White)	3004709
NEW ROAD NUMBERS!		
3003706	Norfolk Southern (Yellow/Silver/Black/White)	3004706

†Alternate History Paint Scheme

Built in 1997 by Thrall for TTX, the Articulated Auto Carriers were designed to haul new trucks, vans or SUVs from assembly plants and distribution facilities to dealer lots. Fully assembled and ready-to-run, Atlas O's true 1/4" scale models stretch at a whopping 35" in length and are packed with many realistic details.

Features:

- True 1/4" scale details and dimensions
- Die-cast chassis
- Operating end doors
- Interior deck
- Articulated diaphragm with three curvature settings (0-42, 0-54, 0-63+)
- Separately-applied wire grab irons
- 70-ton roller-bearing trucks properly located on chassis
- Full brake line details as per the prototype
- Minimum diameter curve: 42" (3-Rail)
- Minimum radius curve: 36" (2-Rail)



ATLAS MASTER® O 8,000 GALLON TANK CAR

NEW PAINT SCHEMES!



Philadelphia Quartz of California



Canfield Tank Lines



Champion Oils/Sterling Fuels



Celanese Chemicals



Conley Tank Lines (Seaboard Midland Petroleum)



Protex Industries



Hayden Newport Chemicals (SHPX)



ATLAS MASTER® O 8,000 GALLON TANK CAR

3-RAIL MSRP: \$79.95 | 2-RAIL MSRP: \$84.95

3-RAIL UNDEC MSRP: \$74.95 | 2-RAIL UNDEC MSRP: \$79.95

3 RAIL ITEM #	ROAD NAME	2 RAIL ITEM #
3003800	Undecorated	3004800
NEW PAINT SCHEMES!		
3003836	Philadelphia Quartz of California (Aluminum/Red)	3004836
3003837	Canfield Tank Lines (Aluminum/Red/Green)	3004837
3003838	Champion Oils / Sterling Fuels (Green/White)	3004838
3003839	Celanese Chemicals (Green/Red/White)	3004839
3003840	Conley Tank Lines (Seaboard Midland Petroleum) (Aluminum/Black)	3004840
3003841	Protex Industries (White/Red/Blue)	3004841
3003842	Hayden Newport Chemicals (SHPX) (Black/White)	3004842

The ACF® 8,000 Gallon Type 27 Tank Car was one of the most popular standard design riveted tank cars of the first half of the twentieth century. ACF® built more than 1,800 of these cars for a wide variety of customers in the petroleum, chemical, and food industries. Virtually every bulk liquid or gas of the era was shipped in these cars (and its similar 10,000 gallon brother). Typical products included petroleum, acids, alcohol, propane, ammonia, molasses and vegetable oil.

Features:

- Die-cast chassis
- Metal grab irons, handrails and stirrups
- Detailed body
- Accurate painting and lettering
- Minimum diameter curve: 0-31 (3-rail)
- Minimum radius curve: 24" (2-Rail)

Please note: Atlas O body-mounted scale couplers can be used on both 2-rail and 3-rail versions.



ATLAS TRAINMAN® O FLAT CAR & BULKHEAD FLAT CARS

NEW PAINT SCHEMES!

NEW ROAD NUMBERS



TTX



BNSF



General American (GAEX)



TTX (Forward Thinking)



TTX




TTX (Forward Thinking)



Department of Defense (DODX)



Norfolk Southern



TTX (Forward Thinking)



ATLAS TRAINMAN® O FLAT CAR & BULKHEAD FLAT CARS

3-RAIL UNDEC MSRP: \$56.95 | 2-RAIL UNDEC MSRP: \$59.95

3-RAIL MSRP: \$59.95 | 2-RAIL MSRP: \$62.95

3-RAIL FLAT CAR UNDEC MSRP: \$53.95 | 2-RAIL FLAT CAR UNDEC MSRP: \$56.95

3-RAIL FLAT CAR MSRP: \$56.95 | 2-RAIL FLAT CAR MSRP: \$59.95

3 RAIL ITEM #	ROAD NAME	2 RAIL ITEM #
ATLAS O TRAINMAN® 62' BULKHEAD FLAT CAR		
2002611	Bulkhead Flat Car - Undecorated	2002661
2002612	Short Bulkhead Flat Car - Undecorated	2002662
2002613	68' Flat Car - Undecorated	2002663
BULKHEAD FLAT CAR - NEW ROAD NUMBERS!		
2002614	TTX	2002664
2001701	BNSF	2001751
BULKHEAD FLAT CAR - NEW PAINT SCHEMES!		
2002621	General American (GAEX)	2002671
2002622	TTX (Forward Thinking)	2002672
SHORT BULKHEAD FLAT CAR - NEW ROAD NUMBERS!		
2001721	TTX	2001771
SHORT BULKHEAD FLAT CAR - NEW PAINT SCHEMES!		
2002623	TTX (Forward Thinking)	2002673
68' FLAT CAR - NEW ROAD NUMBERS!		
2002601	Department of Defense (DODX)	2002651
2002610	Norfolk Southern	2002660
68' FLAT CAR - NEW PAINT SCHEMES!		
2002624	TTX (Forward Thinking)	2002674

This model is based on its real life counterpart that is used in general service throughout the United States and Canada for transporting sheet steel, packaged lumber, small and large diameter pipes, structural steel (channel and I-beams), reinforcing bar (rebar), and special loads of various shapes.

Features:

- Side stake pockets
- Simulated tie-loops
- Fishbelly center-sill
- Prototypical pull-plates and lift rings
- Minimum Diameter Curve: 54" (3-Rail)
- Minimum Radius Curve: 36" (2-Rail)



ATLAS TRAINMAN® O 52'6" GONDOLA

**NEW PAINT
SCHEMES!**

**NEW ROAD
NUMBERS**



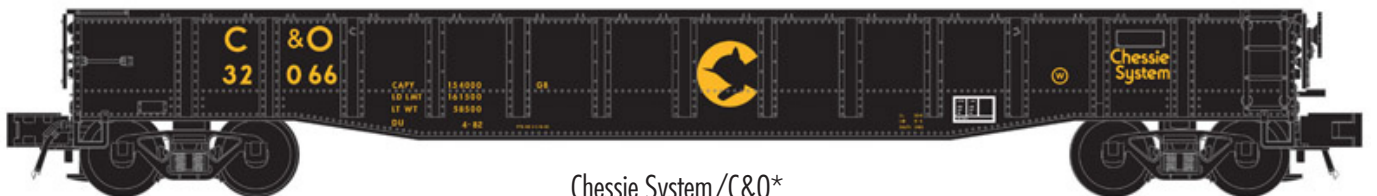
Union Pacific



Burlington Northern



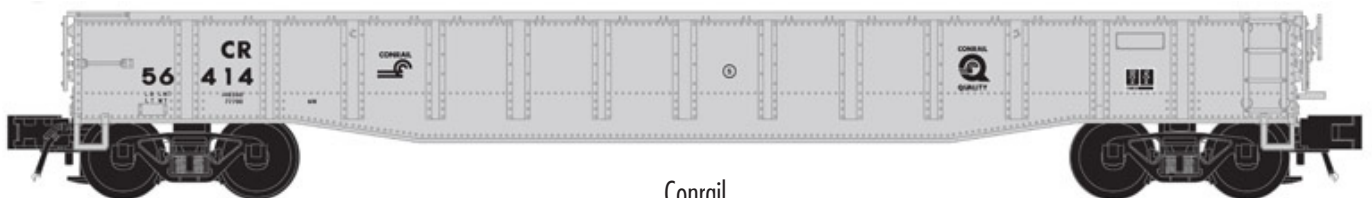
Pennsylvania



Chessie System/C&O*



Santa Fe



Conrail

**CSX Licensed Product*



ATLAS TRAINMAN® O 52'6" GONDOLA

3-RAIL MSRP: \$59.95 | 2-RAIL MSRP: \$62.95

3 RAIL ITEM #	ROAD NAME	2 RAIL ITEM #
ATLAS O TRAINMAN® 52'6" GONDOLA		
2002109	Undecorated	2002159
NEW ROAD NUMBERS!		
2002116	Union Pacific (Brown/Yellow)	2002166
2002100	Burlington Northern (Green/White)	2002150
NEW PAINT SCHEMES!		
2002117	Pennsylvania (Brown/White)	2002167
2002118	Chessie System/C&O* (Black/Yellow)	2002168
2002119	Santa Fe (Brown/White)	2002169
2002120	Conrail (Gray/Black)	2002170
2002121	Norfolk Southern (Black/White)	2002171



Based upon another popular prototype car by ACF (American Car & Foundry), this model captures the look and function of one of the most utilitarian of all freight cars. Often called, "the work horse of the steel industry", the gondola is basically a flat car with sides, allowing more, and different types, of loads to be transported.

The gondola dates to about 1830 and was first used on early railways and tramways to move coal. Ours features crisp detailing, including a see-through brakewheel platform and accurate painting and printing. This gondola will find as many uses on a model railroad as the prototype did on the great rail lines of America!

Features:

- Separately applied ladder, brake wheel & brake lines
- Accurate painting & lettering
- Metal couplers and sprung die-cast trucks
- True scale dimensions with accurate details
- Weighted, detailed underframes
- 2-rail cars feature scale wheels and body mounted scale couplers



ATLAS O 2022 LIMITED EDITION BOX CAR

3-RAIL MSRP: \$99.95

3 RAIL ITEM #	ROAD NAME
3001851	O Premier 40' PS 1 Box Car - Independence Day Edition - WITH LIGHTS!

**O SCALE MODEL
WITH
RED WHITE & BLUE
LIGHTS!**



O PREMIER 40' PS 1 BOX CAR
INDEPENDENCE DAY EDITION *features red, white and blue lighting effects*

O Scale Features:

- Colorful holiday themed painting and lettering
- Halloween and Christmas Box Cars feature functioning lights!
- Intricately Detailed Durable ABS Body
- Metal Wheels and Axles
- Die-Cast 4-Wheel Trucks
- Operating Die-Cast Metal Couplers
- Decorative Brake Wheels
- Separate Metal Handrails
- Fast-Angle Wheel Sets
- Needle-Point Axles
- Sliding Car Doors
- 1:48 Scale Dimensions
- Unit Measures: 11 5/8" x 2 5/8" x 3 3/4"
- Operates On O-31 Curves (3-Rail)



ARRIVALS - FALL 2022

AVAILABLE AUGUST 2022

<https://shop.atlasrr.com>



ATLAS PREMIER O NORTHEAST CABOOSE - OPERATION LIFESAVER

3-RAIL MSRP: \$79.95

3 RAIL ITEM #	ROAD NAME
3001038	Operation Lifesaver 50th Anniversary (Black/Gold)

NEW ATLAS MODEL!

NEW PAINT SCHEMES



Northeast Steel Caboose - Operation Lifesaver 50th Anniversary

Operation Lifesaver 50th Anniversary Caboose

A great match for our previously announced Operation Lifesaver GP-40 locomotive!

This model is a collaboration between Atlas and Operation Lifesaver, Inc., in celebration of Operation Lifesaver's 50th Anniversary in 2022. A portion of the proceeds from the sale of this caboose will be donated to Operation Lifesaver to assist their continued efforts to provide crucial rail safety education.

Like most pieces of railroad equipment, this caboose was shaped in part by regulatory requirements — in this case, a proposed Pennsylvania law requiring cabooses on through freights to be 8-wheeled and at least 24' long. Based on a wood-sheathed 1920 USRA design, this steel caboose was a 1924 Reading Company design that became so widespread in the mid-Atlantic region that railfans dubbed it the Northeastern Caboose. This particular model is a "fantasy scheme" designed in collaboration with Operation Lifesaver to honor their 50th Anniversary.

Features:

- Intricately Detailed Durable ABS Body
- Brakeman Figure
- Metal Wheels and Axles
- Die-Cast 4-Wheel Trucks
- Operating Die-Cast Metal Couplers
- Colorful, Attractive Paint Schemes
- Fast-Angle Wheel Sets
- Needle-Point Axles
- 1:48 Scale Dimensions
- Caboose Interiors With Overhead Lighting
- Separate Metal Handrails
- Decorative Brake Wheels
- O Scale Kadee Compatible Coupler Mounting Pads
- Unit Measures: 9 1/8" x 2 7/16" x 3 3/4"
- Operates On O-31 Curves



ATLAS PREMIER O OPERATING DUMP CAR


**NEW ATLAS
MODEL!**



Amtrak®




BNSF




CSXT*



Missouri Pacific



Norfolk & Western



SCL*



Southern Pacific

Officially licensed by Amtrak®
**CSX Licensed Product*



ATLAS PREMIER O OPERATING DUMP CAR

3-RAIL MSRP: \$89.95

3 RAIL ITEM #	ROAD NAME
NEW ATLAS O MODEL!	
3009961	Amtrak (Brown)
3009962	BNSF (Brown)
3009963	CSXT* (Orange)
3009964	Missouri Pacific (Brown)
3009965	Norfolk and Western (Orange)
3009966	SCL* (Black)
3009967	Southern Pacific (Brown)

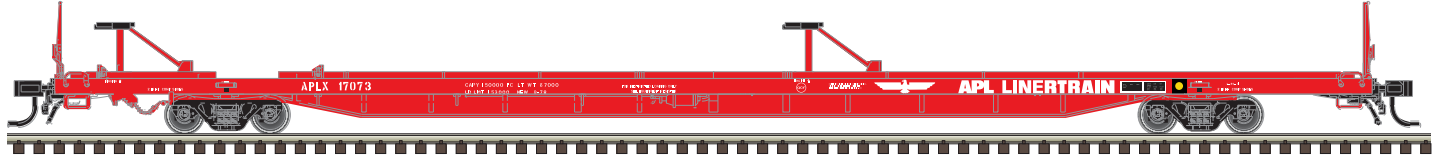
Side Dump cars are a very versatile class of railroad car, designed to deposit their load to either side of the tracks, rather than between the rails like a ballast hopper. This feature is utilized by the railroads in maintenance-of-way roles for rapidly building up fills and cuts with stone, rip-rap or soil as well as for depositing ballast. Side dump cars are also used in revenue service hauling ore, limestone, gravel, and coal, in industrial settings hauling waste or recycling materials, and in mining operations. Their low sides enable easy loading of material, and their rapid discharge rates – some less than 10 seconds – and ability to take a lot of abuse have earned them the nickname of a “dump truck on rails”.

Features:


- Metal Wheels and Axles
- Die-Cast 4-Wheel Trucks
- Operating Die-Cast Metal Couplers
- Decorative Brake Wheels
- Fast-Angle Wheel Sets
- Needle-Point Axles
- Die-Cast Metal Body
- Operating Dump w/Shake Action (requires 1 pc of 6097 Accessory Rails Track to operate this car)
- Unit Measures: 12 1/16 x 2 5/8 x 2 1/2
- Operates On 0-31 Curves



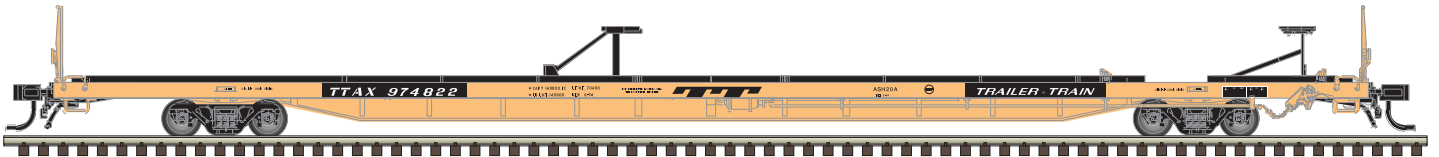
ATLAS MASTER® O 89'4" INTERMODAL FLAT CAR



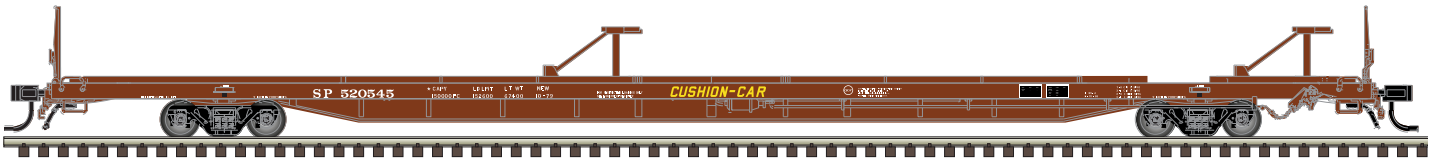
APL "Linertrain"



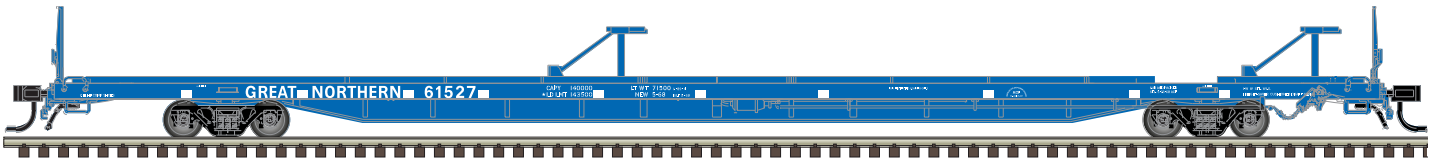
Burlington Northern



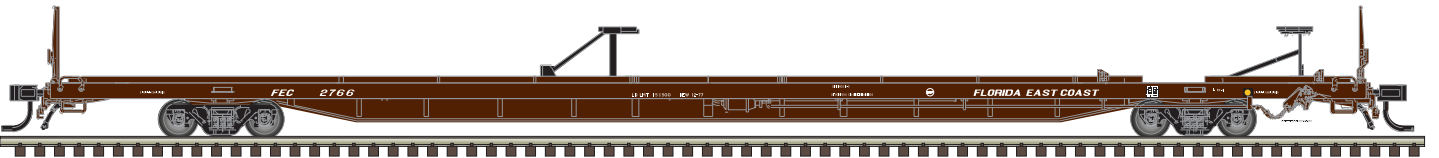
Trailer Train



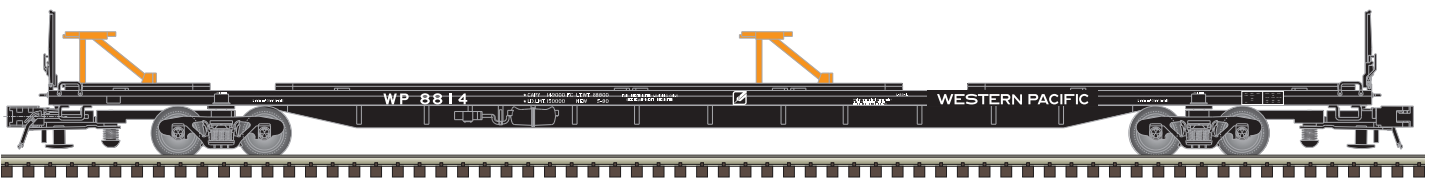
Southern Pacific



Great Northern



Florida East Coast



Western Pacific



ATLAS MASTER® O 89'4" INTERMODAL FLAT CAR

3-RAIL MSRP: \$114.95 | 2-RAIL MSRP: \$119.95

3-RAIL UNDEC MSRP: \$104.95 | 2-RAIL UNDEC MSRP: \$109.95

3 RAIL ITEM #	ROAD NAME	2 RAIL ITEM #
3005200	Undecorated	3006200
NEW PAINT SCHEMES!		
3005209	APL "Linertrain" (Red/White)	3006209
3005210	Burlington Northern (Green/White)	3006210
NEW ROAD NUMBERS!		
3005211	Trailer Train (Yellow/Black/White)	3006211
3005212	Southern Pacific (Med.Brown/Yellow/White)	3006212
3005213	Great Northern (Blue/White/Gray/Black)	3006213
3005214	Florida East Coast (Brown/White)	3006214
3005215	Western Pacific (Black/White/Orange/Gray)	3006215

One of the backbone cars of our country's Intermodal service fleet, Atlas O's model accurately portrays the prototype. Based upon ACF® cars built throughout the late 1960s and 1970s, these cars are in continuous operation today.

Features:

- Die- cast construction with etched metal and ABS details
- Separately applied brake system details
- Accurate painting and lettering
- Provides excellent tracking, even at the front of a train
- Designed to work with the Atlas O 45' Pines Trailers (available separately), but can accept other manufacturer's trailers as well.
- Die-cast couplers with added trainline details (3-rail)
- Die-cast scale couplers with internally sprung knuckles (2-rail)
- Scale 33" turned brass wheels (2-rail)
- Overall length: 22 1/4"
- Minimum diameter curve: 0-72 (3-rail)
- Minimum curve: 36" radius



ATLAS TRAINMAN® O AAR 70 TON 3 BAY OPEN HOPPER

NEW PAINT SCHEMES!



Baltimore & Ohio* (ex-C&O)



Burlington



Cambria & Indiana



Richmond, Fredericksburg & Potomac*



Seaboard Coast Line*



Southern



ATLAS TRAINMAN® O AAR 70 TON 3 BAY OPEN HOPPER

3-RAIL UNDEC MSRP: \$52.95 | 2-RAIL UNDEC MSRP: \$55.95

3-RAIL MSRP: \$72.95 | 2-RAIL MSRP: \$77.95

3 RAIL ITEM #	ROAD NAME	2 RAIL ITEM #
ATLAS O TRAINMAN® AAR 70 TON 3-BAY OPEN HOPPER - NEW PAINT SCHEMES!		
2001800	Undecorated (flat end)	2001850
NEW PAINT SCHEMES!		
2001828	Baltimore & Ohio (ex-C&O) (Black/White)	2001878
2001829	Burlington (Black/White/Red)	2001879
2001830	Cambria & Indiana (Black/White)	2001880
2001831	Richmond Fredericksburg & Potomac (Black/White)	2001881
2001832	Seaboard Coast Line* (Black/White)	2001882
2001833	Southern (Brown/White)	2001883

This familiar hopper was an industry standard on many railroads since the 1930s. It was adopted by the AAR as a recommended design, but fell out of favor by the mid-1950s. While offering greater capacity over cars with conventional flat sides, the original open hoppers created corrosive interaction between acidic coal and the car's joints, leading to costly rebuilding programs.

Features:

- Separately-applied coal load, brake wheel and brakewheel platform
- Either flat end or arched end as appropriate for railroad
- Accurate painting and lettering
- Metal couplers and sprung die-cast trucks
- True scale dimensions with accurate details
- Weighted, detailed underframes
- 2-rail cars feature scale wheels and body mounted scale couplers



ATLAS TRAINMAN® O 52'6" FLAT CAR WITH LOAD

**NEW PAINT
SCHEMES!**

**NEW ROAD
NUMBERS**



British-Columbia



Grand Trunk Western



Western Maryland*



Burlington Northern



Conrail



CP Rail



Union Pacific

**CSX Licensed Product*



ATLAS TRAINMAN® O 52'6" FLAT CAR WITH LOAD

3-RAIL MSRP: \$64.95 | 2-RAIL MSRP: \$69.95

3 RAIL ITEM #	ROAD NAME	2 RAIL ITEM #
ATLAS O TRAINMAN® 52'6" FLAT CAR W/ LOAD - NEW PAINT SCHEMES!		
2002009	British Columbia (BCOL) (Green/White)	2002059
2002010	Grand Trunk Western (GTW)(Blue/White)	2002060
2002011	Western Maryland (Brown/White)	2002061
ATLAS O TRAINMAN® 52'6" FLAT CAR W/ LOAD - NEW ROAD NUMBERS!		
2002012	Burlington Northern (Green/White)	2002062
2002013	Conrail (Gray/Black)	2002063
2002014	CP Rail (Red/White)	2002064
2002015	Union Pacific (Yellow/Red)	2002065

The flat car can be considered the workhorse of the railroad. Its simple design allows for the loading of virtually anything imaginable from pipes to airplane fuselages.

This Trainman® model is based upon the general service flat cars that were built by the Canadian Pacific circa 1953. The cars were constructed from riveted steel and feature fishbelly side sills. The decks are in an interesting combination of wood and steel that has been accurately duplicated on our model. A realistic pipe load with deck tie-downs is included with the cars.

Features:

- Roller-bearing trucks with rotating bearing caps
- Accurate painting and lettering
- Separately applied brake wheel
- Scale dimensions and accurate details
- Realistic pipe load with separately applied load tie-downs
- Die-cast trucks and couplers
- Weighted, detailed underframes
- 2-Rail cars feature scale wheels and body-mounted scale couplers
- 3-Rail trucks pre-drilled for the Adjust-A-Coupler® System (sold separately)
- Length: 13.125"
- Minimum diameter curve: 0-31 (3-Rail)
- Minimum radius curve: 24" (2-Rail)




**NEW ATLAS
MODEL!**

ATLAS PREMIER O GP40 LOCOMOTIVE




**WITH
PROTO-SOUND 3.0
DCS**

CSX* (Bright Future)



Penn Central



Penn Central "Red C"



Port Harbor 1st Responders



Rio Grande



Union Pacific

**CSX Licensed Product*

SCALE **ATLAS PREMIER O GP40 LOCOMOTIVE**

MSRP 3-RAIL: \$569.95

3 RAIL ITEM #	ROAD NAME
NEW ATLAS O MODEL!	
30138019	CSX* (Gray/Blue/Yellow) 6611
30138020	CSX* (Gray/Blue/Yellow) 6641
30138021	Penn Central (Black/White) 3144
30138022	Penn Central (Black/White) 3166
30138023	Penn Central (red C) (Black/White/Red) 3182
30138024	Port Harbor (Red/Black/Blue) 8955
30138025	Rio Grande (Orange/Black) 3132
30138026	Rio Grande (Orange/Black) 3136
30138027	Union Pacific (Yellow/Gray/Red) 503
30138028	Union Pacific (Yellow/Gray/Red) 515
30138029	Operation Lifesaver 50 Years (Gold/Black) 50



Operation Lifesaver 50th Anniversary

In 1966 EMD introduced a new line of locomotives based on the 16-cylinder 645-series prime mover. The "40-series" included a six-axle and four-axle model, the latter being the GP40. A total of 1,145 units were produced between 1966 and 1972. These turbocharged 3,000hp locomotives were used primarily in road freight service. The GP40 was a versatile locomotive that could be found across the US hauling drag freights over mountain passes and leading high-speed intermodal trains across flat terrain. Three rooftop radiator fans at the rear of the long hood differentiate a GP40 from its lower horsepower counterpart, the GP38, which has two fans at this location. Many GP40s are still in service today.

Features:

- Directionally Controlled Headlights
- Metal Wheels, Axles and Gears
- Die-Cast Truck Sides, Pilots and Fuel Tank
- (2) Remotely Controlled Proto-Couplers
- Colorful Paint Scheme
- Metal Chassis
- Metal Handrails and Decorative Horn
- (2) Precision Flywheel Equipped Motors
- (2) Engineer Cab Figures
- Intricately Detailed ABS Body
- Lighted Cab Interior
- Illuminated Number Boards
- Lighted Marker Lights
- Spinning Roof Fans
- Metal Body Side Grilles
- Operating Smoke Unit
- Locomotive Speed Control
- Proto-Sound 3.0 DCS
- Unit Measures:
15 1/2" x 2 3/4" x 4"
- Operates On O-31 Curves



ATLAS PREMIER O 40' PS-1 BOX CAR WITH 6' DOOR

NEW ATLAS MODEL!



Chicago & Illinois Midland



Lehigh New England



Nashville, Chattanooga & St. Louis*



New York Central*



Richmond, Fredericksburg & Potomac



Santa Fe - Grand Canyon Side 1



Santa Fe - Grand Canyon Side 2

*CSX Licensed Product



ATLAS PREMIER O 40' PS-1 BOX CAR WITH 6' DOOR

3-RAIL MSRP: \$79.95 | 2-RAIL MSRP: \$84.95

3 RAIL ITEM #	ROAD NAME	2 RAIL ITEM #
ATLAS O PREMIER 40' PS-1 BOX CAR W. 6' DOOR		
3003019	Undecorated	3004019
3003020	Chicago & Illinois Midland (Green/Black/White)	3004020
3003021	Lehigh New England (Brown/White/Black)	3004021
3003022	Nashville, Chattanooga & St. Louis (Brown/Yellow/White)	3004022
3003023	New York Central* (Brown/White/Black)	3004023
3003024	Richmond, Fredericksburg, & Potomac (Blue/White)	3004024
3003025	Santa Fe - Grand Canyon (Brown/White/Black)	3004025

The 40' Boxcar is widely known as one of the most popular freight cars used by railroads as they transitioned from steam to diesel. In particular the Pullman Standard or PS-1 design was one of the most popular and was widely used by North American railroads. Pullman had been making freight cars for more than half a century when it hit a home run with the PS-1. Introduced in 1947, it set the standard for postwar American freight cars.

What made the PS-1 a landmark was its welded construction — an area in which Pullman led the industry. In addition to lighter weight, welding offered superior strength and better resistance to weather and corrosion than contemporary riveted cars.

Like the EMD diesels that became ubiquitous on American railroads, the PS-1 was part of the postwar shift away from customized, railroad-specific locos and cars toward standardized designs produced in large quantities on efficient assembly lines. No wonder the PS-1 was soon followed by the highly successful PS-2 covered hopper, PS-3 open hopper, PS-4 flatcar, and PS-5 gondola.

Features:

- Intricately Detailed Durable ABS Body
- Metal Wheels and Axles
- Die-Cast 4-Wheel Trucks
- Operating Die-Cast Metal Couplers
- Colorful, Attractive Paint Schemes
- Decorative Brake Wheels
- Separate Metal Handrails
- Fast-Angle Wheel Sets
- Needle-Point Axles
- Sliding Car Doors
- 1:48 Scale Dimensions
- Unit Measures: 11 5/8" x 2 5/8" x 3 3/4"
- Operates On O-31 Curves



ATLAS O LIMITED EDITION BOX CARS

HALLOWEEN 3-RAIL MSRP: \$99.95

UKRAINE 3-RAIL MSRP: \$79.95 | UKRAINE 3-RAIL MSRP: \$84.95

ITEM #	ROAD NAME	ROAD #
NEW PAINT SCHEMES!		
3001852	O Premier 40' PS 1 Box Car w/ 6' Door - Halloween 2022 Edition - WITH LIGHTS!	WTCH13
3001249	O Premier 40' PS 1 Box Car w/ 6' Door - 2022 Ukraine Peace Edition - 3-Rail	1991
3002249	O Premier 40' PS 1 Box Car w/ 6' Door - 2022 Ukraine Peace Edition - 2-Rail	1991



LIGHTS UP FOR ADDED FUN!

O PREMIER 40' PS 1 BOX CAR w/ 6' Door
HALLOWEEN 2022 EDITION *features orange lighting effects*



AVAILABLE IN 2 or 3-RAIL

O PREMIER 40' PS 1 BOX CAR w/ 6' Door
2022 UKRAINE PEACE EDITION


ATLAS WILL DONATE ALL PROFITS FROM THE SALE OF THESE CARS TO UKRAINIAN REFUGEE RELIEF ORGANIZATIONS.



NEW O SCALE CATALOG



**ATTENTION O SCALE FANS!
ATLAS' LATEST O SCALE CATALOG
IS COMING THIS OCTOBER!**



STAY TUNED TO OUR WEBSITE FOR THE LATEST NEWS!
www.shop.atlasrr.com

Atlas Model Railroad Co., Inc. • 378 Florence Ave., Hillside, NJ 07205 • USA • ph: 908-687-0880 • fax: 908-687-8857 / 908-851-2550 • shop.atlasrr.com



ARRIVALS - FALL 2022

AVAILABLE OCTOBER/NOVEMBER 2022

<https://shop.atlasrr.com/>




ORIGINAL TRAINSETS & ACCESSORIES

These items feature our original gray Trainkids track.

ORDER IN PIECES	ITEM #	DESCRIPTION	MSRP / UNIT
	15000000	Trainkids Amtrak® Acela® Passenger Train Set	\$109.95
	15000001	Trainkids Figure 8 Expansion Set	\$24.95
	15000002	Trainkids Powered Loco/First Class Car & Remote Add-On	\$59.95
	15000003	Trainkids Business Class Car Add On	\$17.95
	15000005	Trainkids 9" Straight (6 pieces)	\$12.95
	15000006	Trainkids 18" Radius Curve (6 pieces)	\$12.95
	15000007	Trainkids Left and Right Switch Set (2 pieces) - COMING SOON	\$19.95
	15000008	Trainkids Left Switch (1 piece) - COMING SOON	\$11.95
	15000009	Trainkids Right Switch (1 piece) - COMING SOON	\$11.95
	15000010	Trainkids Magic Rerailer (2 pieces) - COMING SOON	\$7.95
TOTAL PIECES ORDERED			



#15 000 000 Trainkids Passenger Train Set



#15 000 001 - Trainkids Figure 8 Expansion Pack




#15 000 002 - Trainkids Powered Loco & First Class Car Add-On



#15 000 003 - Trainkids Business Class Car Add-On



#15 000 005 - Trainkids 9" Straight Track (6 pcs.)



#15 000 006 - Trainkids 18" Radius Curve (6 pcs.)

Amtrak, Acela® and their respective logos are registered service marks, and Quiet Car is a service mark of the National Railroad Passenger Corporation.
 Atlas Model Railroad Co., Inc. • 378 Florence Ave., Hillside, NJ 07205 • USA • ph: 908-687-0880 • fax: 908-687-8857 / 908-851-2550 • shop.atlasrr.com



ARRIVALS - FALL 2022

AVAILABLE OCTOBER/NOVEMBER 2022

<https://shop.atlasrr.com/>




GLOW IN THE DARK TRAINSETS & ACCESSORIES

These items feature our all-new Glow in the Dark Trainkids track.

ORDER IN PIECES	ITEM #	DESCRIPTION	MSRP / UNIT
	15000100	Trainkids Glow in the Dark Passenger Train Set	\$109.95
	15000101	Trainkids Glow in the Dark Figure 8 Expansion Set	\$24.95
	15000102	Trainkids Glow in the Dark Loco/Car & Remote Add-On	\$59.95
	15000103	Trainkids Glow in the Dark Passenger Car Add On	\$17.95
	15000105	Trainkids Glow in the Dark 9" Straight (6 pieces)	\$12.95
	15000106	Trainkids Glow in the Dark 18" Radius Curve (6 pieces)	\$12.95
	15000107	Trainkids Glow in the Dark Left and Right Switch Set (2 pieces) - COMING SOON	\$19.95
	15000108	Trainkids Glow in the Dark Left Switch (1 piece) - COMING SOON	\$11.95
	15000109	Trainkids Glow in the Dark Right Switch (1 piece) - COMING SOON	\$11.95
	15000110	Trainkids Glow in the Dark Magic Rerailer (2 pieces) - COMING SOON	\$7.95
TOTAL PIECES ORDERED			



#15 000 100 Trainkids Glow in the Dark Passenger Train Set



#15 000 101 - Trainkids Glow in the Dark Figure 8 Expansion Pack



#15 000 102 - Trainkids Glow in the Dark Powered Loco & Passenger Car Add-On



15 000 103 - Trainkids Glow in the Dark Passenger Car Add-On



#15 000 105 - Trainkids Glow in the Dark 9" Straight Track (6 pcs.)



#15 000 106 - Trainkids Glow in the Dark 18" Radius Curve (6 pcs.)



TRACK ARRIVALS - AUGUST 2022

ITEM #	DESCRIPTION	MSRP
HO & N SCALE ELECTRICAL COMPONENTS		
0056	Switch Control Box	\$8.25
0205	Connector	\$15.95
0215	Selector	\$15.95
0312	5 Conductor Ribbon Wire (50 ft.)	\$42.95
0315	Black Wire (Stranded; #20 AWG;50' Spool)	\$14.95
0316	Red Wire (Stranded; #20 AWG;50' Spool)	\$14.95
0317	Green Wire (Stranded; #20 AWG;50' Spool)	\$14.95
0318	Yellow Wire (Stranded; #20 AWG;50' Spool)	\$14.95
0319	Lt. Blue Wire (Stranded; #20 AWG;50' Spool)	\$14.95
HO & N SCALE TRACK ACCESSORIES		
0400	Super Saw	\$7.25
0401	Rail Joiner Sidekick-All Scales (N-HO-O)	\$5.95
0402	Atlas Track Eraser	\$5.95
2540	Track Nails (1.4 oz. unit pack)	\$7.25
N GAUGE CODE 80 TRACK		
2500	Super-Flex® Track (29.5" long)	\$6.50
2514	9¾" Radius Snap-Track® - Bulk - 1 pc. (12 pcs to Circle)	\$0.95
2515	11" Radius Snap-Track® - Bulk - 1 pc. (16 pcs to Circle)	\$0.95
2516	19" Radius Snap-Track® - Bulk - 1 pc. (24 pcs to Circle)	\$0.95
2525	17" Radius Snap-Track® (6 pcs) (16 pcs to Circle) - NEW	\$5.95
2536	Bumpers	\$5.50
2538	Plastic (Insulating) Rail Joiners (24 pcs/blister)	\$3.25
2704	#6 Remote Switch - Left	\$34.95
2715	Remote Switch Machine - Left	\$17.95
2718	Nickel Silver #8 Turnout Right Hand Manual	\$25.95
2719	Nickel Silver #8 Turnout Left Hand Remote	\$37.95
2752	#6 Customline Switch - Left	\$21.95
2753	#6 Customline Switch - Right	\$21.95
2755	Nickel Silver #8 Turnout Left Hand Customline	\$23.95
2756	Nickel Silver #8 Turnout Right Hand Customline	\$23.95
N GAUGE CODE 55 TRACK		
2007	1" Straight (6 pcs)	\$6.25
2050	#5 Turnout Left	\$24.95
2051	#5 Turnout Right	\$24.95
2052	#7 Turnout Left	\$24.95
2054	#10 Turnout Left	\$28.95
2090	Metal Rail Joiner (24 pcs/blister)	\$6.25
2091	Insulated Rail Joiner (12 pcs/blister)	\$3.50
2092	Terminal Joiners (1 pr./blister)	\$6.50
N GAUGE CODE 65 TRUE-TRACK WITH PLASTIC ROADBED		
2401	6" Straight (6 pcs)	\$17.25
2403	10" Straight (4 pcs)	\$22.95
2495	17" Radius	\$21.95
N SCALE TRACKSIDE STRUCTURES & ACCESSORIES		
2826	Viaduct Kit	\$10.95
2840	Signal Tower	\$34.95



ARRIVALS - FALL 2022

<https://shop.atlasrr.com/>



TRACK ARRIVALS - AUGUST 2022

ITEM #	DESCRIPTION	MSRP
N SCALE TRACKSIDE LIGHTING ACCESSORIES		
70 000 147	Single Arm Streetlight, Gray, Warm Led (3-Pack)	\$12.95
70 000 148	Single Arm Streetlight, Gray, Cool White Led (3-Pack)	\$12.95
70 000 153	Double Arm Streetlight, Silver, Warm Led (3-Pack)	\$16.95
70 000 154	Double Arm Streetlight, Silver, Cool White Led (3-Pack)	\$16.95
70 000 156	Single Arm Parking Lot Light, Gray, Cool White Led (3-Pack)	\$12.95
70 000 159	Double Arm Parking Lot Light, Gray, Warm Led (3-Pack)	\$16.95
HO GAUGE CODE 100 TRACK - BLACK TIES, NICKEL SILVER RAIL		
0055	Plastic (Insulating) Rail Joiners (24 pcs/blister)	\$3.50
0151	15" Radius Snap-Track® - Bulk - 1 pc. (12 pcs to Circle)	\$2.25
0152	18" Radius Snap-Track® - Bulk - 1 pc. (12 pcs to Circle)	\$2.25
0168	Super-Flex® Track - 3' Section	\$8.25
0178	Super-Flex® Track 5-Pack	\$40.95
0285	Mark IV #8 Turnout - Left	\$32.95
0286	Mark IV #8 Turnout - Right	\$32.95
0821	9" Straight Snap-Track® (6 pcs)	\$13.50
0831	15" Radius Snap-Track® (6 pcs) (12 pcs to Circle)	\$13.50
0836	22" Radius Snap-Track® (6 pcs) (16 pcs to Circle)	\$13.50
0837	24" Radius Snap-Track® (6 pcs) (16 pcs to Circle)	\$13.50
M0840	Straight Terminal Snap-Track® (1 pc.)	\$9.50
M0842	Terminal Joiners - Nickel Silver (1 pr./blister)	\$5.50
M0844	Rerailer (3 pcs)	\$14.25
0847	Straight Snap-Track® Assortment	\$9.50
0850	Remote Snap-Switch - Left	\$32.95
0851	Remote Snap-Switch - Right	\$32.95
0860	Manual Snap-Switch - Left	\$23.95
0861	Manual Snap-Switch - Right	\$23.95
HO SCALE SWITCH MACHINES FOR CODE 100 TRACK		
0052	Remote Switch Machine - Left	\$16.95
0053	Remote Switch Machine - Right	\$16.95
0065	Under Table Switch Machine	\$15.50
HO GAUGE CODE 83 TRACK - BROWN TIES, NICKEL SILVER RAIL		
0500	Super-Flex® Track - 3' Section	\$8.75
0510	9" Straight Snap-Track® - Bulk - 1 pc.	\$2.25
0512	18" Radius Snap-Track® - Bulk - 1 pc. (12 pcs to Circle)	\$2.25
0513	22" Radius Snap-Track® - Bulk - 1 pc. (16 pcs to Circle)	\$2.25
0519	Rerailer (3 pcs)	\$12.95
0551	Transition Joiner (Connects Code 83 to Code 100) (12 pcs/blister)	\$5.95
0552	Plastic (Insulating) Joiners (24 pcs/blister)	\$3.50
0560	Wye Turnout	\$28.95
0566	#8 Customline® Mark IV Turnout - Right	\$29.95
HO SCALE SWITCH MACHINES FOR CODE 83 AND TRUE-TRACK		
0584	Remote Switch Machine - Left	\$17.75
0585	Remote Switch Machine - Right	\$17.75
HO GAUGE CODE 83 TRUE-TRACK WITH PLASTIC ROADBED		
0465	Terminal Joiners (1 pr./blister)	\$5.50
HO SCALE BRIDGES, TURNTABLES & ACCESSORIES		
0305	Turntable - Nickel Silver	\$51.95
0883	Warren Truss Bridge Kit - Code 100	\$13.95



ARRIVALS - FALL 2022

<https://shop.atlasrr.com/>



TRACK ARRIVALS - AUGUST 2022

ITEM #	DESCRIPTION	MSRP
HO SCALE TRACKSIDE STRUCTURE KITS		
M0703	Water Tower Kit	\$19.95
0704	Signal Tower Kit	\$18.95
M0706	Passenger Station Kit	\$22.95
M0707	Station Platform Kit	\$10.50
0750	Lumber Yard & Office Kit	\$23.95
0760	Roadside Restaurant Kit	\$23.95
HO SCALE TRACKSIDE LIGHTING ACCESSORIES		
70 000 167	Double Arm Streetlight, Gray, Warm Led (3-Pack)	\$17.95
70 000 168	Double Arm Streetlight, Gray, Cool White Led (3-Pack)	\$17.95
70 000 171	Single Arm Parking Lot Light, Gray, Warm Led (3-Pack)	\$13.95
70 000 172	Single Arm Parking Lot Light, Gray, Cool White Led (3-Pack)	\$13.95
70 000 175	Double Arm Parking Lot Light, Gray, Warm Led (3-Pack)	\$17.95
O GAUGE CODE 215 3-RAIL TRACK - BROWN TIES, NICKEL SILVER RAIL		
6050	10" Straight	\$9.95
6045	0-45 Full Curve (12 pcs to circle)	\$10.95
CUSTOM SUPREME SWITCHES (REMOTE SWITCHES COME WITH SWITCH MOTOR, CONTROLLER AND ALL WIRING NEEDED FOR INSTALLATION)		
6070	0-54 Remote - Left	\$139.95
6071	0-54 Remote - Right	\$139.95
6072	0-72 Remote - Left	\$139.95
6073	0-72 Remote - Right	\$139.95
O GAUGE 3-RAIL TRACK ACCESSORIES		
6040	Bumper (2 pcs/box)	\$8.95
6090	Terminal Joiners (1 pr./bag)	\$7.95
6094	Track Screws (48 pcs/Bag)	\$6.50
3-RAIL TRUCKS & COUPLERS		
66037	CZ 3 Rail Passenger Car Trucks - Silver	\$54.95
66038	CZ 3 Rail Passenger Car Trucks - Black	\$54.95
66043	3 Rail Long Length Coupler Shank Pair	\$14.75
O GAUGE CODE 148 2-RAIL TRACK - BROWN TIES, NICKEL SILVER RAIL		
7016	54° Radius Full Curve (16 pcs To Circle)	\$18.95
2-RAIL TRUCKS & COUPLERS		
7070	CZ 2 Rail Passenger Car Trucks - Silver	\$54.95
7071	CZ 2 Rail Passenger Car Trucks - Black	\$54.95
HEAVY DUTY ELECTRICAL COMPONENTS		
6927	Heavy Duty Connector	\$33.95
6929	Heavy Duty Selector	\$33.95
HILLSIDE STRUCTURE KITS		
6900	Signal Tower Kit	\$54.95
6916	Steel Water Tower Kit	\$48.95
Z SCALE TRACK		
2811	Z Scale #6 Turnout - Left	\$25.25
2812	Z Scale #6 Turnout - Right	\$25.25



ARRIVALS - FALL 2022

<https://shop.atlasrr.com/>



TRACK ARRIVALS - SEPTEMBER 2022

ITEM #	DESCRIPTION	MSRP
HO & N SCALE ELECTRICAL COMPONENTS		
0056	Switch Control Box	\$8.25
0200	Snap Relay	\$20.95
0210	Twin	\$15.95
0215	Selector	\$15.95
HO & N SCALE TRACK ACCESSORIES		
0401	Rail Joiner Sidekick-All Scales (N-HO-O)	\$5.95
2540	Track Nails (1.4 oz. unit pack)	\$7.25
N GAUGE CODE 80 TRACK		
2501	5" Straight Snap-Track® (6 pcs)	\$6.50
2510	9¾" Radius Snap-Track® (6 pcs) (12 pcs to Circle)	\$6.50
2520	11" Radius Snap-Track® (6 pcs) (16 pcs to Circle)	\$6.50
2532	Rerailer (3 pcs)	\$5.25
M2700	Remote Standard Switch - Left	\$33.95
2701	Remote Standard Switch - Right	\$33.95
2705	#6 Remote Switch - Right	\$34.95
2750	Customline Standard Switch - Left	\$21.95
2751	Customline Standard Switch - Right	\$21.95
N GAUGE CODE 55 TRACK		
2050	#5 Turnout Left	\$24.95
2052	#7 Turnout Left	\$24.95
N SCALE TRACKSIDE STRUCTURES & ACCESSORIES		
2840	Signal Tower	\$34.95
N SCALE TRACKSIDE LIGHTING ACCESSORIES		
70 000 155	Single Arm Parking Lot Light, Gray, Warm Led (3-Pack)	\$12.95
70 000 156	Single Arm Parking Lot Light, Gray, Cool White Led (3-Pack)	\$12.95
70 000 157	Single Arm Parking Lot Light, Silver, Warm Led (3-Pack)	\$12.95
70 000 158	Single Arm Parking Lot Light, Silver, Cool White Led (3-Pack)	\$12.95
70 000 159	Double Arm Parking Lot Light, Gray, Warm Led (3-Pack)	\$16.95
70 000 160	Double Arm Parking Lot Light, Gray, Cool White Led (3-Pack)	\$16.95
70 000 161	Double Arm Parking Lot Light, Silver, Warm Led (3-Pack)	\$16.95
70 000 162	Double Arm Parking Lot Light, Silver, Cool White Led (3-Pack)	\$16.95
HO GAUGE CODE 100 TRACK - BLACK TIES, NICKEL SILVER RAIL		
0055	Plastic (Insulating) Rail Joiners (24 pcs/blister)	\$3.50
0088	Snap-Track® Starter Set (38" x 56")	\$69.95
0150	9" Straight Snap-Track® - Bulk - 1 pc.	\$2.25
0152	18" Radius Snap-Track® - Bulk - 1 pc. (12 pcs to Circle)	\$2.25
0153	22" Radius Snap-Track® - Bulk - 1 pc. (16 pcs to Circle)	\$2.25
0155	Rerailer - Bulk - 1 pc.	\$4.25
0168	Super-Flex® Track - 3' Section	\$8.25
0170	HO Universal 100/83 Rail Joiners N/S (48 pcs/blister)	\$5.50
0173	30° Customline® Crossing	\$15.95
0174	45° Customline® Crossing	\$15.95
0175	60° Customline® Crossing	\$15.95
0176	90° Customline® Crossing	\$15.95
0177	12½° Customline® Crossing	\$16.95
0178	Super-Flex® Track 5-Pack	\$40.95
0822	6" Straight Snap-Track® (4 pcs)	\$7.50
0823	3" Straight Snap-Track® (4 pcs)	\$7.50
0831	15" Radius Snap-Track® (6 pcs) (12 pcs to Circle)	\$13.50



ARRIVALS - FALL 2022

<https://shop.atlasrr.com/>



TRACK ARRIVALS - SEPTEMBER 2022

ITEM #	DESCRIPTION	MSRP
HO GAUGE CODE 100 TRACK - BLACK TIES, NICKEL SILVER RAIL		
0832	½ 15" Radius Snap-Track® (4 pcs)	\$7.50
0833	18" Radius Snap-Track® (6 pcs) (12 pcs to Circle)	\$13.50
0834	½ 18" Radius Snap-Track® (4 pcs)	\$7.50
0835	1/3 18" Radius Snap-Track® (4 pcs)	\$7.50
0836	22" Radius Snap-Track® (6 pcs) (16 pcs to Circle)	\$13.50
M0843	Bumpers (2 pcs)	\$6.50
M0844	Rerailer (3 pcs)	\$14.25
M0845	18" Radius Terminal Snap-Track® (1 pc.)	\$9.50
0847	Straight Snap-Track® Assortment	\$9.50
0850	Remote Snap-Switch - Left	\$32.95
0851	Remote Snap-Switch - Right	\$32.95
0860	Manual Snap-Switch - Left	\$23.95
0861	Manual Snap-Switch - Right	\$23.95
HO SCALE SWITCH MACHINES FOR CODE 100 TRACK		
0052	Remote Switch Machine - Left	\$16.95
0053	Remote Switch Machine - Right	\$16.95
0065	Under Table Switch Machine	\$15.50
HO GAUGE CODE 83 TRACK - BROWN TIES, NICKEL SILVER RAIL		
0500	Super-Flex® Track - 3' Section	\$8.75
0502	Super-Flex® Track w/ Concrete Ties - 3' Section	\$8.75
0505	#6 Turnout - Left	\$29.95
0511	15" Radius Snap-Track® - Bulk - 1 pc. (12 pcs to Circle)	\$2.25
0518	Bumpers (4 pcs)	\$7.50
0519	Rerailer (3 pcs)	\$12.95
0520	9" Straight Snap-Track® (6 pcs)	\$13.50
M0521	6" Straight Section Snap-Track® (4 pcs)	\$7.50
M0522	3" Straight Section Snap-Track® (4 pcs)	\$7.50
0524	Straight Track Snap-Track® Assortment	\$9.95
0525	2" Straight Section Snap-Track® (4 pcs)	\$9.95
0530	15" Radius Snap-Track® (6 pcs) (12 pcs to Circle)	\$13.50
0532	18" Radius Snap-Track® (6 pcs) (12 pcs to Circle)	\$13.50
0534	1/3 18" Radius Snap-Track® (4 pcs)	\$8.50
0536	24" Radius Snap-Track® (6 pcs) (16 pcs to Circle)	\$13.50
0546	Remote 22" Radius Snap-Switch - Left	\$35.95
0547	Remote 22" Radius Snap-Switch - Right	\$35.95
0552	Plastic (Insulating) Joiners (24 pcs/blister)	\$3.50
0561	#4 Customline® Turnout - Left	\$28.95
0562	#4 Customline® Turnout - Right	\$28.95
0563	#6 Customline® Turnout - Left	\$28.95
0564	#6 Customline® Turnout - Right	\$28.95
HO SCALE SWITCH MACHINES FOR CODE 83 AND TRUE-TRACK		
0065	Under Table Switch Machine	\$15.50
0584	Remote Switch Machine - Left	\$17.75
0585	Remote Switch Machine - Right	\$17.75
HO GAUGE CODE 83 TRUE-TRACK WITH PLASTIC ROADBED		
0450	9" Straight Track (4 pcs)	\$13.95



ARRIVALS - FALL 2022

<https://shop.atlasrr.com/>




TRACK ARRIVALS - SEPTEMBER 2022

ITEM #	DESCRIPTION	MSRP
HO SCALE BRIDGES, TURNTABLES & ACCESSORIES		
0880	Single-Through Plate Girder Bridge Kit	\$19.95
0881	Double-Through Plate Girder Bridge Kit	\$26.95
0882	Add-On-Through Plate Girder Bridge Kit	\$14.95
HO SCALE TRACKSIDE STRUCTURE KITS		
M0703	Water Tower Kit	\$19.95
0704	Signal Tower Kit	\$18.95
0750	Lumber Yard & Office Kit	\$23.95
0760	Roadside Restaurant Kit	\$23.95
HO SCALE TRACKSIDE LIGHTING ACCESSORIES		
70 000 171	Single Arm Parking Lot Light, Gray, Warm Led (3-Pack)	\$13.95
70 000 172	Single Arm Parking Lot Light, Gray, Cool White Led (3-Pack)	\$13.95
70 000 173	Single Arm Parking Lot Light, Silver, Warm Led (3-Pack)	\$13.95
70 000 174	Single Arm Parking Lot Light, Silver, Cool White Led (3-Pack)	\$13.95
70 000 175	Double Arm Parking Lot Light, Gray, Warm Led (3-Pack)	\$17.95
70 000 176	Double Arm Parking Lot Light, Gray, Cool White Led (3-Pack)	\$17.95
70 000 177	Double Arm Parking Lot Light, Silver, Warm Led (3-Pack)	\$17.95
70 000 178	Double Arm Parking Lot Light, Silver, Cool White Led (3-Pack)	\$17.95
O GAUGE CODE 215 3-RAIL TRACK - BROWN TIES, NICKEL SILVER RAIL		
6015	1¼" Straight (4 pcs/card)	\$17.50
6050	10" Straight	\$9.95
6051	4½" Straight	\$8.75
6011	O-81 Full Curve (16 pcs to circle)	\$16.50
6013	O-90 Full Curve (16 pcs to circle)	\$19.95
6016	O-108 Full Curve (16 pcs to circle)	\$25.95
6043	O-27 Full Curve (8 pcs to circle)	\$11.25
6045	O-45 Full Curve (12 pcs to circle)	\$10.95
6068	O-36 ¼ Curve (4 pcs/card)	\$21.95
CUSTOM SUPREME SWITCHES (REMOTE SWITCHES COME WITH SWITCH MOTOR, CONTROLLER AND ALL WIRING NEEDED FOR INSTALLATION)		
6070	O-54 Remote - Left	\$139.95
6071	O-54 Remote - Right	\$139.95
6072	O-72 Remote - Left	\$139.95
6073	O-72 Remote - Right	\$139.95
6075	O-36 Remote - Left	\$139.95
O GAUGE 3-RAIL TRACK ACCESSORIES		
6040	Bumper (2 pcs/box)	\$8.95
6090	Terminal Joiners (1 pr./bag)	\$7.95
6092	Black Rail Joiners (16 pcs/Blister)	\$5.95
6094	Track Screws (48 pcs/Bag)	\$6.50
HILLSIDE STRUCTURE KITS		
6917	Wheeler's Auto Dealers	\$72.95
PREMIER LAYOUT ACCESSORIES		
66920	Motorcycle Set (4 pcs)	\$36.95



TRACK ARRIVALS - OCTOBER 2022

ITEM #	DESCRIPTION	MSRP
HO & N SCALE ELECTRICAL COMPONENTS		
0205	Connector	\$15.95
UNIVERSAL SIGNAL BOARDS & ACCESSORIES		
70 000 046	Universal Signal Control Board	\$31.95
70 000 050	Signal Attachment Cable	\$9.95



#70 000 046 - Universal Signal Control Board



#70 000 050 - Signal Attachment Cable

ITEM #	DESCRIPTION	MSRP
N GAUGE CODE 80 TRACK		
2500	Super-Flex® Track (29.5" long)	\$6.50
2509	Straight Snap-Track® Assortment	\$8.50
2511	1/2 - 9¾" Radius Snap-Track® (6 pcs)	\$5.50
2513	5" Straight Snap-Track® - Bulk - 1 pc.	\$0.95
2520	11" Radius Snap-Track® (6 pcs) (16 pcs to Circle)	\$6.50
2521	1/2 - 11" Radius Snap-Track® (6 pcs)	\$5.50
2526	19" Radius Snap-Track® (6 pcs) (24 pcs to Circle)	\$6.50
2535	Rail Joiners - Nickel Silver (48 pcs/blister)	\$5.50
2536	Bumpers	\$5.50
2538	Plastic (Insulating) Rail Joiners (24 pcs/blister)	\$3.25
2539	Terminal Joiners (1 pr./blister)	\$5.50
2564	15° Crossing	\$13.95
2565	20° Crossing	\$13.95
2566	30° Crossing	\$13.95
2568	60° Crossing	\$13.95
2701	Remote Standard Switch - Right	\$33.95
2702	Manual Standard Switch - Left	\$23.95
2704	#6 Remote Switch - Left	\$34.95
2705	#6 Remote Switch - Right	\$34.95
2708	Standard Wye Remote Switch	\$34.95
2716	Remote Standard Switch - Right	\$17.95
2717	Nickel Silver #8 Turnout Left Hand Manual	\$25.95
2720	Nickel Silver #8 Turnout Right Hand Remote	\$37.95
2750	Customline Standard Switch - Left	\$21.95
2788	Snap Track Starter Set - (36" x 24")	\$49.95



TRACK ARRIVALS - OCTOBER 2022

ITEM #	DESCRIPTION	MSRP
N GAUGE CODE 55 TRACK		
2000	Code 55 Super-Flex® Track (30" long)	\$7.75
2001	6" Rerailer (3 pcs)	\$9.50
2002	6" Straight (6 pcs)	\$10.50
2004	3" Straight (6 pcs)	\$7.50
2005	2" Straight (6 pcs)	\$7.50
2010	10" Radius Full Curve (6 pcs)	\$10.50
2012	11.25" Radius Full Section (6 pcs) (16 pcs to Circle)	\$10.50
2040	11.25° Crossing	\$16.95
2050	#5 Turnout Left	\$24.95
2051	#5 Turnout Right	\$24.95
2053	#7 Turnout Right	\$24.95
2058	Curved Turnout - Left - 21.25" Radius (Outside)/15" Radius (Inside)	\$28.95
2059	Curved Turnout - Right - 21.25" Radius (Outside)/15" Radius (Inside)	\$28.95
N GAUGE CODE 65 TRUE-TRACK WITH PLASTIC ROADBED		
2493	#5 Turnout - Left	\$31.95
2494	#5 Turnout - Right	\$31.95
N SCALE CODE 80 & CODE 55 BRIDGES & ACCESSORIES		
2070	Through Truss Bridge Kit Code 55 (Black)	\$30.50
2546	Warren Truss Bridge	\$10.95
2547	Deck Truss Bridge	\$10.95
2548	Plate Girder Bridge	\$10.95
HO GAUGE CODE 100 TRACK - BLACK TIES, NICKEL SILVER RAIL		
0168	Super-Flex® Track - 3' Section	\$8.25
0172	25° Customline® Crossing	\$15.95
0285	Mark IV #8 Turnout - Left	\$32.95
0287	HO Code 100 Customline® Curved Turnout - Left	\$32.95
0288	HO Code 100 Customline® Curved Turnout - Right	\$32.95
0821	9" Straight Snap-Track® (6 pcs)	\$13.50
0825	1½" Straight Snap-Track® (4 pcs)	\$7.50
0837	24" Radius Snap-Track® (6 pcs) (16 pcs to Circle)	\$13.50
0839	30° Snap Crossing	\$18.50
M0842	Terminal Joiners - Nickel Silver (1 pr./blister)	\$5.50
HO GAUGE CODE 83 TRACK - BROWN TIES, NICKEL SILVER RAIL		
0510	9" Straight Snap-Track® - Bulk - 1 pc.	\$2.25
0513	22" Radius Snap-Track® - Bulk - 1 pc. (16 pcs to Circle)	\$2.25
M0531	½ 15" Radius Snap-Track® (4 pcs)	\$7.50
M0533	½ 18" Radius Snap-Track® (4 pcs)	\$7.50
0534	1/3 18" Radius Snap-Track® (4 pcs)	\$8.50
0535	22" Radius Snap-Track® (6 pcs) (16 pcs to Circle)	\$13.50
0536	24" Radius Snap-Track® (6 pcs) (16 pcs to Circle)	\$13.50
0537	1/3 22" Radius Snap-Track® (4 pcs)	\$8.50
0542	Manual Snap-Switch - Left	\$24.95
0543	Manual Snap-Switch - Right	\$24.95
0553	Terminal Joiners - Nickel Silver (1 pr./blister)	\$5.50
0554	Terminal Track	\$9.50
0561	#4 Customline® Turnout - Left	\$28.95
M0571	12½° Crossing	\$16.95
0574	30° Crossing	\$15.95
M0576	60° Crossing	\$15.95



ARRIVALS - FALL 2022

<https://shop.atlasrr.com/>




TRACK ARRIVALS - OCTOBER 2022

ITEM #	DESCRIPTION	MSRP
HO GAUGE CODE 83 TRACK - BROWN TIES, NICKEL SILVER RAIL		
0595	HO Code 83 Customline® Curved Turnout - Left	\$32.95
0596	HO Code 83 Customline® Curved Turnout - Right	\$32.95
HO SCALE SWITCH MACHINES FOR CODE 83 AND TRUE-TRACK		
0065	Under Table Switch Machine	\$15.50
HO GAUGE CODE 83 TRUE-TRACK WITH PLASTIC ROADBED		
0587	Manual Switch Machine - Right	\$7.25
HO SCALE BRIDGES, TURNTABLES & ACCESSORIES		
0590	Warren Truss Bridge - Code 83	\$13.95
0591	Deck Truss Bridge - Code 83	\$13.95
0592	Plate Girder Bridge - Code 83	\$13.95
0883	Warren Truss Bridge Kit - Code 100	\$13.95
0884	Deck Truss Bridge Kit - Code 100	\$13.95
0885	Plate Girder Bridge - Code 100	\$13.95
0888	18" Through Truss Bridge Kit - Code 100 (Black)	\$49.95
0889	18" Through Truss Bridge Kit - Code 100 (Silver)	\$49.95
HO GAUGE CODE 100 DECORATED PLATE GIRDER BRIDGES		
M0893	Santa Fe	\$22.95
70 000 010	Rock Island	\$22.95
HO SCALE TRACKSIDE STRUCTURE KITS		
0702	Track Side Shanty Kit	\$14.75
0791	Mill Lumber	\$10.25
HO SCALE SIGNALS		
70 000 100	HO Signal, Modern Bridge, 3 Track, 6 Head	\$129.95
O GAUGE CODE 215 3-RAIL TRACK - BROWN TIES, NICKEL SILVER RAIL		
6064	O-63 Full Curve (16 pcs to circle)	\$12.25
6066	O-36 Full Curve (12 pcs to circle)	\$9.25
CUSTOM SUPREME SWITCHES (REMOTE SWITCHES COME WITH SWITCH MOTOR, CONTROLLER AND ALL WIRING NEEDED FOR INSTALLATION)		
6070	O-54 Remote - Left	\$139.95
6075	O-36 Remote - Left	\$139.95
6077	O-72/O-54 Curved Switch - Left	\$172.95
6078	O-72/O-54 Curved Switch - Right	\$172.95
HILLSIDE STRUCTURE KITS		
66910	"Margie's Macchiatos" Coffee Shop Kit - NEW	\$72.50
66911	"Steve's Music Store" Shop Building Kit - NEW	\$72.50
66912	"Wilson's Gas & Go" Service Station Kit - NEW	\$72.50



ATLAS O HILLSIDE STRUCTURE KITS



"Margie's Macchiatos" Coffee Shop Kit

- Features bay window on 2nd story
- Footprint measures: 9 3/4" X 5 1/4" X 8"



"Steve's Music Store" Shop Building Kit

- Features inset front door
- Footprint measures: 9 3/4" X 5 1/4" X 8"



"Wilson's Gas & Go" Service Station Kit

- Opening Garage Bay Doors
- Footprint measures: 11 3/4" X 8 1/8" X 4 5/8"
- Includes both modern and vintage style gas pumps



GIVE PEACE A CHANCE



AVAILABLE IN
2 or 3-RAIL

O PREMIER 40' PS 1 BOX CAR w/ 6' Door
2022 UKRAINE PEACE EDITION
see page 70 for more information

ARRIVING
THIS
FALL

Also available: Ukraine Peace Edition HO & N scale Trainman® 50' 6" Box Cars, arriving in 2023.

**ATLAS WILL DONATE ALL PROFITS FROM
THE SALE OF THESE CARS TO
UKRAINIAN REFUGEE RELIEF ORGANIZATIONS.**

