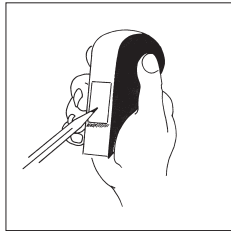


Rite-On® Markers

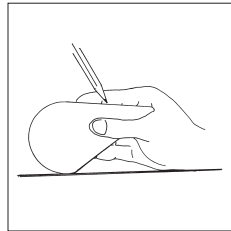
HellermannTyton's Rite-On Markers are made from a flexible vinyl film and are used to mark wire and cable. The self-laminating labels have a clear tail which seals the legend under clear vinyl, maintaining the quality of the labels. The Rite-On markers are packaged in a reusable dispenser made from high impact plastic which is resistant to oils and grease.

Product Features

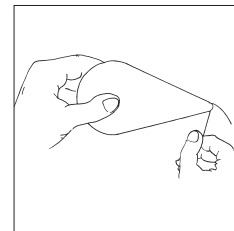
- Easily and conveniently fits in a pants or shirt pocket.
- Once loaded, unit allows minimal label exposure to dust and moisture.
- Can be used with standard ball point pens or HellermannTyton nylon marking pens.
- Excess liner is easily cut-off by tearing it over the edge guide at the front of the unit.
- The dispenser can be reloaded over and over again, making it a cost-effective and efficient method of labeling.



A special label window holds the label firm for easy marking.



Can be held easily in the palm of the hand to provide a flat writing surface.



Label dispenses automatically when the liner is pulled from the front of the unit.

Self-Laminating Labels and Dispenser

Product Selection										
Article No.	Part No.	Type	Width in. (mm)	Height of Write-On Area in. (mm)	Height of Label in. (mm)	Wire Size Range (AWG)	Min. Wire Size (in ²)	Markers per Roll	Pkg. Qty.	
590-01010	RO101	RO101	.75 " (19.05)	.875 " (22.22)	6.0 " (152.40)	4/0 on up	.70	40	1 roll	
590-01750	RO175	RO175	.75 " (19.05)	.75 " (19.05)	3.0 " (76.2)	4 to 4/0	.330	90	1 roll	
590-05120	RO512	RO512	.75 " (19.05)	.50 " (12.7)	1.875 " (47.62)	8 to 4 AWG	.263	150	1 roll	
590-05140	RO514	RO514	.75 " (19.05)	.375 " (9.52)	1.25 " (31.75)	14 to 8 AWG	.053	200	1 roll	
590-10000	RO175WP	RO175WP	.75 " (19.05)	.75 " (19.05)	3.0 " (76.2)	4 to 4/0	.330	90	1 roll	

Dimensions are approximate and subject to technical changes. Use **Part No.** for ordering and **Type** for specification purposes.

Rite-On® Markers *continued*

Refill Rolls

Product Selection			Width	Height of Write-On Area	Height of Label	Markers per Roll	Pkg. Qty.
Article No.	Part No.	Type	in. (mm)	in. (mm)	in. (mm)		
590-01011	101REF	101REF	.75 " (19.05)	.875 " (22.22)	6.0 " (152.4)	40	1 roll
590-01751	175REF	175REF	.75 " (19.05)	.75 " (19.05)	3.0 " (76.2)	40	1 roll
590-05121	512REF	512REF	.75 " (19.05)	.50 " (12.7)	1.875 " (47.62)	40	1 roll
590-05141	514REF	514REF	.75 " (19.05)	.375 " (9.52)	1.25 " (31.75)	40	1 roll

Dimensions are approximate and subject to technical changes. Use **Part No.** for ordering and **Type** for specification purposes.

Nylon Marking Pens

When used with a non-smear FTP nylon marking pen, marking is fast and economical.

Product Selection				
Article No.	Part No.	Type	Color	Pkg. Qty.
500-50822	T82-R	T82R-RD	Red	2 pens
500-50820	T82-S	T82S-BK	Black	2 pens

Use **Part No.** for ordering and **Type** for specification purposes.



Rite-On Marker Display

The Rite-On Marker point-of-purchase display helps ensure increased sales of this economical and popular labeling method.



Product Selection				
Article No.	Part No.	Type	Description	Pkg. Qty.
590-00000	RODISPLAY	RODISPLAY	Each display contains: - 12 dispensers (3 each of RO101, RO175, RO512 & RO514) - 6 starter packs (each pack contains an RO175 dispenser, a roll of labels, a pen and directions for use) - 16 refill rolls (4 each of the refill labels for each dispenser, 101REF, 175REF, 512REF & 514REF) - 1 wire stand display and header label.	1

Use **Part No.** for ordering and **Type** for specification purposes.

Wire Marker Tape

The wire marker tape dispenser provides a convenient, economical system for wire marking. HellermannTyton's wire marker tape features sharp, crisp legends which are coated to resist smearing and abrasion. It is provided on a carrier strip to prevent contamination of the adhesive prior to installation, assuring permanent, non-flagging marker ends.



Material Data		RoHS
Material	Tyvek - a polyolefin material that resists tearing and abrasion	
Dimensions	.25" W x 1.25" L	
Markers per Roll	76 each legend	
Adhesive	Aggressive acrylic base	

Product Selection				
Article No.	Part No.	Type	Description	Pkg. Qty.
598-00256	WMTD0-9	WMTD0-9	Single box of wire marker tape refill. Each box contains 76 markers of each legend 0-9 and is use to refill the empty tape dispenser.	1 Dispenser
598-00257	WMTDM	WMTDM	Wire marker tape dispenser merchandiser. Each merchandiser contains 10 dispensers. Each dispenser contains 76 markers of each legend 0-9.	1 Merchandiser
598-00258	WMTM	WMTM	Wire marker tape refill merchandiser. Each merchandiser contains 10 boxes of 76 markers each of legend 0-9 and 10 boxes of 760 markers of one legend 0-9. Single legend boxes have 10 rolls (76 markers each roll) of a single legend.	1 Merchandiser
598-00259	WMT0-9	WMT0-9	One wire marker tape dispenser with 10 rolls of 76 markers per roll, of each legend 0-9.	1 Refill

Use **Part No.** for ordering and **Type** for specification purposes.

Handi-Cards

HellermannTyton Handi-Cards are easy release markers on a plastic card. They feature a strong adhesive which assures a long lasting bond on wire. Permanent, pre-printed legends are available in solid or sequence order.

HANDI-CARD LEGENDS

Handi-Card legends listed below are also available with a lead time of 3-4 weeks. These legends require a one box minimum.

Solid

TYHC* — 0 thru 999 — A thru Z

Legends listed below come one per box (ex: A1).

A1, A2, A3, A4, A5, A6

B1...B6	H1...H6	R1...R5
C1...C6	J1...J4	S1...S5
D1...D6	K1...K4	T1...T10
E1...E6	L1...L6	X1...X4
F1...F6	M1...M6	Y1... Y4
G1...G4	P1...P4	Z1... Z4

*Each legend to be ordered separately. Example: To order a box of A3, order TYHCA3. Please contact HellermannTyton for more details.

Voltage

2 characters - 36 markers per card
3-4 characters - 25 markers per card

3V FM	280V POS	BUS C+
6V FWD	440V PRI	CAP C-
12V GEN	460V SEC	CC +
24V GND	480V SIC	CM -
110V HOT	AC SPARE	COM LOAD
115V IGN	ALI 1PHASE	CT LOW
120V IN	AM 2 PHASE	CUR MED
125V LINE	ANT 3 PHASE	CW NEG
220V PHASE	ARM A+	DC OFF
230V PHASE A	BAT A-	DD ON
240V PHASE B	BB B+	FF OUT
270V PHASE C	BELL B-	

Colors: RD= Red, YL=Yellow, LB= Light Blue, DB= Dark Blue, LG= Light Green, DG= Dark Green, BR= Brown, OR= Orange, PK= Pink, GY= Gray, BK= Black, WH= White


Machine

Legends listed below come one per box (Ex:1T1).

1T1, 1T2, 1T3	8T1...8T3	15T1...15T3
2T1...2T3	9T1...9T3	1L1...1L3
3T1...3T3	10T1...10T3	2L1...2L3
4T1...4T3	11T1...11T3	3L1...3L3
5T1...5T3	12T1...12T3	4L1...4L3
6T1...6T3	13T1...13T3	5L1...5L3
7T1...7T3	14T1...14T3	6L1...6L3

Sequence Repeated

1-3	17-32	1T-3T3
1-5	1-18	4T1-6T3
1-6	19-36	7T1-9T3
1-9	A-E	1L1-3L3
0-9	F-J	A1-A4
0-10	K-O	F1-F4
1-12	P-T	H1-H9
1-16	U-Z	



Sequence card

Material Data		RoHS
Material	Vinyl Cloth (TYHC)	
Adhesion to Steel	40oz/in. of width	
Operating Temperature	-40 °F to +250 °F (-40 °C to +121 °C)	

Solid Handi-Cards

Each marker on the card contains the same legend.

Solid Handi-Cards — 0-9

Product Selection					
Handi-Card Number	Article No.	Part No.	Type	Labels per Sheet	Pkg. Qty.
0	598-00007	TYHC0	TYHC0	36	25 cards
1	598-00019	TYHC1	TYHC1	36	25 cards
2	598-00022	TYHC2	TYHC2	36	25 cards
3	598-00023	TYHC3	TYHC3	36	25 cards
4	598-00024	TYHC4	TYHC4	36	25 cards
5	598-00025	TYHC5	TYHC5	36	25 cards
6	598-00027	TYHC6	TYHC6	36	25 cards
7	598-00028	TYHC7	TYHC7	36	25 cards
8	598-00029	TYHC8	TYHC8	36	25 cards
9	598-00030	TYHC9	TYHC9	36	25 cards

Use **Part No.** for ordering and **Type** for specification purposes.

Product Selection			
Other Available Handi-Cards	Part No.	Labels per Sheet	Pkg. Qty.
	TYHC0,1,2,thru 99	36	25 cards
Solid Handi-Cards - Each marker on the same card contains the same legend.	TYHC100	25	25 cards
To order, use TYHC prefix plus the legend (number or letter).	TYHCA,B,C, thru Z	36	25 cards
	TYHCL1,L2,or L3	36	25 cards
	TYHCT1, T2, or T3	36	25 cards
Sequence Handi-Cards - Each marker on the card contains a different number or letter. It runs in sequence beginning with the lowest number or letter first, and ending with the highest.	TYHC1-33	33	25 cards
	TYHC34-66	33	25 cards
	TYHC67-99	33	25 cards
	TYHCA-Z	36	25 cards

Handi-Paks

Convenient pocket sized booklets. Black non-smear legends on a white background. Plastic coated cloth material remains flexible. Strong adhesive assures firm bond on wire.



Material Data	
Material	Vinyl Cloth (TYHC)
Adhesion to Steel	40oz/in. of width
Operating Temperature	-40 °F to +250 °F (-40 °C to +121 °C)




Product Selection

Article No.	Part No.	Type	Description	Pkg. Qty.
598-00260	TCWM1	TCWM1	45 markers each of legends 0-9	1 booklet
598-00261	TCWM2	TCWM2	10 markers each of A-Z, 1-15, +, -, /	1 booklet
598-00262	TCWM3	TCWM3	10 markers each 1-45	1 booklet
598-00263	TCWM4	TCWM4	150 markers each 1,2,3	1 booklet
598-00264	TCWM5	TCWM5	150 markers each A,B, and C.	1 booklet
598-00265	TCWM6	TCWM6	150 markers each T1, T2 and T3	1 booklet
598-00266	TCWM7	TCWM7	150 markers each L1, L2 and L3	1 booklet
598-00267	TCWM8	TCWM8	6 markers each 1-15, 4 markers each 16-90 and 2 markers each of A-Z, +, -, /	1 booklet
598-00268	TCWM9	TCWM9	45 markers each of 1,2,3,A,B,C, 30 markers each of L1, L2 and L3 and 30 markers each of T1, T2 and T3	1 booklet
598-00269	TCWM10	TCWM10	45 markers each of 10 NEMA colors.	1 booklet
598-00270	TCWM11	TCWM11	15 markers each of 1-30	1 booklet
598-00271	TCWM12	TCWM12	15 markers each of A-Z, 21 markers blank, 8 markers +, and 7 markers -.	1 booklet
598-00272	TCWM13	TCWM13	45 markers each of +, -, AC, DC, 33 markers each of POS, NEG and GND. 27 markers of NEUT and 21 markers of SPARE and BLANK.	1 booklet
598-00273	TCWM14	TCWM14	45 markers each of 0-9, 15 markers each of L1, L2, L3 and 15 markers each of T1, T2 and T3.	1 booklet
598-00274	TCWM15	TCWM15	10 markers each of 46-90.	1 booklet
598-00275	TCWM16	TCWM16	10 markers each of 1-33, A, B, C, +, -, T1, T2, T3, L1, L2 and L3.	1 booklet

Use **Part No.** for ordering and **Type** for specification purposes.

HELASIGN® Self Laminating Booklet

HELASIGN self-laminating label booklets come in 6 different colors and are very easy to use. The booklet conveniently fits in a pocket, while protecting the labels from dust prior to use. The self-laminating label's clear "tail" wraps around the text for excellent abrasion and moisture resistance and protection from dust and dirt. Available in three sizes, the HELASIGN accommodates cable diameters from .16" - .67".



Product Selection										
Article No.	Part No.	Type	Color	Width in. (mm)	Height of Write-On Area in. (mm)	Height of Label in. (mm)	Wire Size Range (AWG)	Labels per booklet	Pkg. Qty.	
Width - 0.5"										
598-94920	598-94920	HSMB-C1-120	White	.5" (12.7)	.5" (12.7)	1.5" (38.1)	8-14	240	1 booklet	
598-94220	598-94220	HSMB-C1-120	Red	.5" (12.7)	.5" (12.7)	1.5" (38.1)	8-14	240	1 booklet	
598-94320	598-94320	HSMB-C1-120	Orange	.5" (12.7)	.5" (12.7)	1.5" (38.1)	8-14	240	1 booklet	
598-94420	598-94420	HSMB-C1-120	Yellow	.5" (12.7)	.5" (12.7)	1.5" (38.1)	8-14	240	1 booklet	
598-94520	598-94520	HSMB-C1-120	Green	.5" (12.7)	.5" (12.7)	1.5" (38.1)	8-14	240	1 booklet	
598-94620	598-94620	HSMB-C1-120	Blue	.5" (12.7)	.5" (12.7)	1.5" (38.1)	8-14	240	1 booklet	
Width - 0.75"										
598-95920	598-95920	HSMB-C2-120	White	.75" (19.1)	.5" (12.7)	2.0" (50.8)	2-10	120	1 booklet	
598-95220	598-95220	HSMB-C2-120	Red	.75" (19.1)	.5" (12.7)	2.0" (50.8)	2-10	120	1 booklet	
598-95320	598-95320	HSMB-C2-120	Orange	.75" (19.1)	.5" (12.7)	2.0" (50.8)	2-10	120	1 booklet	
598-95420	598-95420	HSMB-C2-120	Yellow	.75" (19.1)	.5" (12.7)	2.0" (50.8)	2-10	120	1 booklet	
598-95520	598-95520	HSMB-C2-120	Green	.75" (19.1)	.5" (12.7)	2.0" (50.8)	2-10	120	1 booklet	
598-95620	598-95620	HSMB-C2-120	Blue	.75" (19.1)	.5" (12.7)	2.0" (50.8)	2-10	120	1 booklet	
Width - 1.0"										
598-96920	598-96920	HSMB-C3-120	White	1.0" (25.4)	.75" (19.1)	3.0" (76.2)	6-0000	60	1 booklet	
598-96220	598-96220	HSMB-C3-120	Red	1.0" (25.4)	.75" (19.1)	3.0" (76.2)	6-0000	60	1 booklet	
598-96320	598-96320	HSMB-C3-120	Orange	1.0" (25.4)	.75" (19.1)	3.0" (76.2)	6-0000	60	1 booklet	
598-96420	598-96420	HSMB-C3-120	Yellow	1.0" (25.4)	.75" (19.1)	3.0" (76.2)	6-0000	60	1 booklet	
598-96520	598-96520	HSMB-C3-120	Green	1.0" (25.4)	.75" (19.1)	3.0" (76.2)	6-0000	60	1 booklet	
598-96620	598-96620	HSMB-C3-120	Blue	1.0" (25.4)	.75" (19.1)	3.0" (76.2)	6-0000	60	1 booklet	


Dimensions are approximate and subject to technical changes. Use **Part No.** for ordering and **Type** for specification purposes.

WIC® Markers

WIC® markers permanently and rapidly mark wires. Now, it's simple to change identification on wires which are already marked. This range of clip-on markers is specially designed for use after wire termination has been completed. The unique gripping profile is designed to ensure that clip remains in place under normal and vibration working conditions.

The deeply stamped mark, black print on yellow provide high legibility. The interlocking device ensures perfect alignment of multi-mark legends. A high grade of material guarantees good mechanical properties and chemical resistance against cleaning agents, oils and fuels. Only 3 sizes of markers are needed for identifying wire cross-sections ranging from an outside cable diameter of .75" - .208" (2.0 to 5.3mm).

WIC is an "open marker", open markers can be applied to pre-terminated wire and cable. Use the re-fillable applicator to easily apply and position the markers during installation.

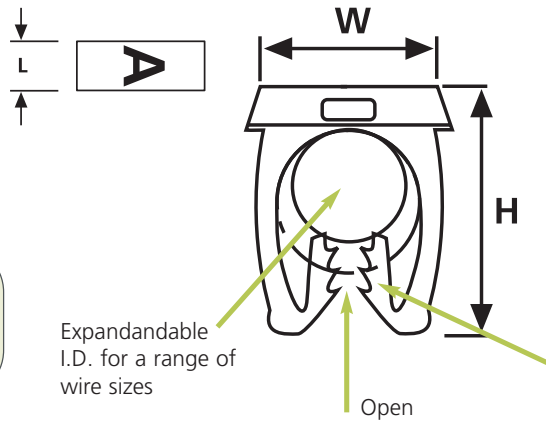


The convenient WIC dispenser ideal for pocket or toolbox storage.

Packaging

The pocket size dispensers of 200 markers (W1 and W2) and 100 markers (W3) adapted for use on site and easy stored. Customized compositions or special characters on request.

WIC Markers	Yes	No
Refillable Applicator	•	
Wire Grips	•	
Color Coded Applicators		•



WIC is an "open marker". Open markers can be applied to pre-terminated wire and cable. Use the re-fillable applicator to easily apply and position the markers during installation.

Wire grips to secure the markers to the wire

Product Data	W1 RoHS	W2 RoHS	W3 RoHS
Label Material			
Material	Polyamide 6	Polyamide 6	Polyamide 6
Color	Yellow/ Black Print	Yellow/ Black Print	Yellow/ Black Print
Temperature Range	-40°F to +185°F, intermittent 221°F (-40°C to +85°C, intermittent 105°C)	-40°F to +185°F, intermittent 221°F (-40°C to +85°C, intermittent 105°C)	-40°F to +185°F, intermittent 221°F (-40°C to +85°C, intermittent 105°C)
Flammability	Self-extinguishing UL94VO - base material	Self-extinguishing UL94VO - base material	Self-extinguishing UL94VO - base material
Approvals	ICE 304, EN 60062, UL94	ICE 304, EN 60062, UL94	ICE 304, EN 60062, UL94
Cable Range - in. (mm)	2.0" - 2.8" (50.8 - 71.12)	2.8" to 3.8" (71.12 - 96.52)	4.3" to 5.3" (109.22 - 134.62)
Nominal Wire Cross Section - in. (mm)	0.5" to 1.5" (12.7 - 38.1)	1.5" to 2.5" (38.1 - 63.5)	4" to 6" (101.6 - 152.4)
AWG	20 to 18	16 to 14	10 to 8
Width (W) - in. (mm)	.19" (5)	.22" (5.6)	.31" (8.0)
Height (H) - in. (mm)	.25" (6.4)	.28" (7.1)	.38" (9.6)
Length (L) - in. (mm)	.12" (3.0)	.12" (3.0)	.12" (3.0)
Markers per Strip	20	20	10
Package Quantity	200	200	100

WIC® Markers *continued*

Product Selection					
Wire Size	Legend	Article No.	Part No.	Type	Pkg. Qty.
20-18 Gauge Wire - Wire O.D. in. (mm) .075" - 0.110" (2-2.8)	0	561-01604	561-01604	WIC1-0	200
	1	561-01614	561-01614	WIC1-1	200
	2	561-01624	561-01624	WIC1-2	200
	3	561-01634	561-01634	WIC1-3	200
	4	561-01644	561-01644	WIC1-4	200
	5	561-01654	561-01654	WIC1-5	200
	6	561-01664	561-01664	WIC1-6	200
	7	561-01674	561-01674	WIC1-7	200
	8	561-01684	561-01684	WIC1-8	200
	9	561-01694	561-01694	WIC1-9	200
16 -14 Gauge Wire - Wire O.D. in. (mm) .110" - 0.149" (2.8-3.8)	0	561-02604	561-02604	WIC2-0	200
	1	561-02614	561-02614	WIC2-1	200
	2	561-02624	561-02624	WIC2-2	200
	3	561-02634	561-02634	WIC2-3	200
	4	561-02644	561-02644	WIC2-4	200
	5	561-02654	561-02654	WIC2-5	200
	6	561-02664	561-02664	WIC2-6	200
	7	561-02674	561-02674	WIC2-7	200
	8	561-02684	561-02684	WIC2-8	200
	9	561-02694	561-02694	WIC2-9	200
10-8 Gauge Wire - Wire O.D. in. (mm) .169" - 0.208" (4.3-5.3)	0	561-03604	561-03604	WIC3-0	100
	1	561-03614	561-03614	WIC3-1	100
	2	561-03624	561-03624	WIC3-2	100
	3	561-03634	561-03634	WIC3-3	100
	4	561-03644	561-03644	WIC3-4	100
	5	561-03654	561-03654	WIC3-5	100
	6	561-03664	561-03664	WIC3-6	100
	7	561-03674	561-03674	WIC3-7	100
	8	561-03684	561-03684	WIC3-8	100
	9	561-03694	561-03694	WIC3-9	100


Use **Part No.** for ordering and **Type** for specification purposes.

WIC Markers are also available in A-Z upon request, please contact HellermannTyton for details.

WICTOOL Applicator

WICTOOL easily applies WIC markers to wire. The unique design of curved head and push out system makes this applicator very easy to use and perfectly adapted to WIC markers. WICTOOL must be ordered separate from WIC markers.

Product Selection			
Article No.	Part No.	Type	Pkg. Qty.
561-00001	561-00001	WIC TOOL	5




Miscellaneous Labels

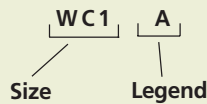
Clip-Tags

Clip-Tags are snap-on markers which slip easily on wire and cable. The markers are non-adhesive and come on a wand for trouble free installation. Clip-Tags are applied by placing the flared end of the wand over the wire, then pushing the marker over the flare to the wire. The interlocking design of these markers keep them aligned and readable.

Clip-Tags are used on pre-terminated wires, pre-installed wires, and terminal blocks. They work well for electrical installations and in panel and wire harness shops. Each legend is printed black on a white marker. Each wand contains 30 markers and each package contains 10 wands.



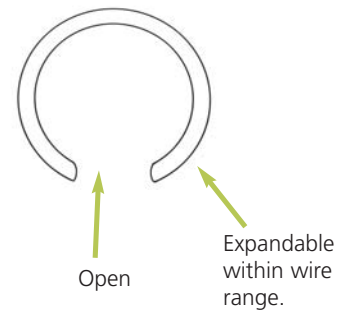
Part Number Example



Available standard legends include: 0-9, A to Z.
One legend per package. For example, WC1-A equals 300 Clip-Tag markers in legend "A."

Clip Tags	Yes	No
Refillable Applicator		•
Wire Grips		•
Color Coded Applicators	•	
Low Profile	•	

Clip-Tags are "open markers". Open markers can be applied to pre-terminated wire and cable. Clip-Tags have the lowest profile when applied to a wire.



Product Selection

Wire Size	Legend	Article No.	Part No.	Type	Min. Outside Ø in. (mm)	Max. Outside Ø in. (mm)	Length (L) in. (mm)	Pkg. Qty.
22 Gauge Wire Brown Applicator	0	560-10526	WC1-0	WC1	.039" (1.0)	.055" (1.4)	.087" (2.21)	300
	1	560-10527	WC1-1	WC1	.039" (1.0)	.055" (1.4)	.087" (2.21)	300
	2	560-10528	WC1-2	WC1	.039" (1.0)	.055" (1.4)	.087" (2.21)	300
	3	560-10529	WC1-3	WC1	.039" (1.0)	.055" (1.4)	.087" (2.21)	300
	4	560-10530	WC1-4	WC1	.039" (1.0)	.055" (1.4)	.087" (2.21)	300
	5	560-10531	WC1-5	WC1	.039" (1.0)	.055" (1.4)	.087" (2.21)	300
	6	560-10532	WC1-6	WC1	.039" (1.0)	.055" (1.4)	.087" (2.21)	300
	7	560-10533	WC1-7	WC1	.039" (1.0)	.055" (1.4)	.087" (2.21)	300
	8	560-10534	WC1-8	WC1	.039" (1.0)	.055" (1.4)	.087" (2.21)	300
18 Gauge Wire Gray Applicator	0	560-10126	WC2-0	WC2	.055" (1.4)	.071" (1.8)	.091" (2.33)	300
	1	560-10127	WC2-1	WC2	.055" (1.4)	.071" (1.8)	.091" (2.33)	300
	2	560-10128	WC2-2	WC2	.055" (1.4)	.071" (1.8)	.091" (2.33)	300
	3	560-10129	WC2-3	WC2	.055" (1.4)	.071" (1.8)	.091" (2.33)	300
	4	560-10130	WC2-4	WC2	.055" (1.4)	.071" (1.8)	.091" (2.33)	300
	5	560-10131	WC2-5	WC2	.055" (1.4)	.071" (1.8)	.091" (2.33)	300
	6	560-10132	WC2-6	WC2	.055" (1.4)	.071" (1.8)	.091" (2.33)	300
	7	560-10133	WC2-7	WC2	.055" (1.4)	.071" (1.8)	.091" (2.33)	300
	8	560-10134	WC2-8	WC2	.055" (1.4)	.071" (1.8)	.091" (2.33)	300
9	560-10135	WC2-9	WC2	.055" (1.4)	.071" (1.8)	.091" (2.33)	300	

Dimensions are approximate and subject to technical changes. Use **Part No.** for ordering and **Type** for specification purposes.

Clip-Tags *continued*

Product Selection									
Wire Size	Legend	Article No.	Part No.	Type	Min. Outside Ø in. (mm)	Max. Outside Ø in. (mm)	Length (L) in. (mm)	Pkg. Qty.	
18-16 Gauge Wire Green Applicator	0	560-10226	WC3-0	WC3	.075" (1.9)	.104" (2.65)	.125" (3.19)	300	
	1	560-10227	WC3-1	WC3	.075" (1.9)	.104" (2.65)	.125" (3.19)	300	
	2	560-10228	WC3-2	WC3	.075" (1.9)	.104" (2.65)	.125" (3.19)	300	
	3	560-10229	WC3-3	WC3	.075" (1.9)	.104" (2.65)	.125" (3.19)	300	
	4	560-10230	WC3-4	WC3	.075" (1.9)	.104" (2.65)	.125" (3.19)	300	
	5	560-10231	WC3-5	WC3	.075" (1.9)	.104" (2.65)	.125" (3.19)	300	
	6	560-10232	WC3-6	WC3	.075" (1.9)	.104" (2.65)	.125" (3.19)	300	
	7	560-10233	WC3-7	WC3	.075" (1.9)	.104" (2.65)	.125" (3.19)	300	
	8	560-10234	WC3-8	WC3	.075" (1.9)	.104" (2.65)	.125" (3.19)	300	
	9	560-10235	WC3-9	WC3	.075" (1.9)	.104" (2.65)	.125" (3.19)	300	
16 Gauge Wire Red Applicator	0	560-10326	WC6-0	WC6	.102" (2.6)	.138" (3.5)	.127" (3.25)	300	
	1	560-10327	WC6-1	WC6	.102" (2.6)	.138" (3.5)	.127" (3.25)	300	
	2	560-10328	WC6-2	WC6	.102" (2.6)	.138" (3.5)	.127" (3.25)	300	
	3	560-10329	WC6-3	WC6	.102" (2.6)	.138" (3.5)	.127" (3.25)	300	
	4	560-10330	WC6-4	WC6	.102" (2.6)	.138" (3.5)	.127" (3.25)	300	
	5	560-10331	WC6-5	WC6	.102" (2.6)	.138" (3.5)	.127" (3.25)	300	
	6	560-10332	WC6-6	WC6	.102" (2.6)	.138" (3.5)	.127" (3.25)	300	
	7	560-10333	WC6-7	WC6	.102" (2.6)	.138" (3.5)	.127" (3.25)	300	
	8	560-10334	WC6-8	WC6	.102" (2.6)	.138" (3.5)	.127" (3.25)	300	
	9	560-10335	WC6-9	WC6	.102" (2.6)	.138" (3.5)	.127" (3.25)	300	
16-10 Gauge Wire Blue Applicator	0	560-10426	WC9-0	WC9	.128" (3.25)	.177" (4.5)	.131" (3.35)	300	
	1	560-10427	WC9-1	WC9	.128" (3.25)	.177" (4.5)	.131" (3.35)	300	
	2	560-10428	WC9-2	WC9	.128" (3.25)	.177" (4.5)	.131" (3.35)	300	
	3	560-10429	WC9-3	WC9	.128" (3.25)	.177" (4.5)	.131" (3.35)	300	
	4	560-10430	WC9-4	WC9	.128" (3.25)	.177" (4.5)	.131" (3.35)	300	
	5	560-10431	WC9-5	WC9	.128" (3.25)	.177" (4.5)	.131" (3.35)	300	
	6	560-10432	WC9-6	WC9	.128" (3.25)	.177" (4.5)	.131" (3.35)	300	
	7	560-10433	WC9-7	WC9	.128" (3.25)	.177" (4.5)	.131" (3.35)	300	
	8	560-10434	WC9-8	WC9	.128" (3.25)	.177" (4.5)	.131" (3.35)	300	
	9	560-10435	WC9-9	WC9	.128" (3.25)	.177" (4.5)	.131" (3.35)	300	
10 Gauge Wire Yellow Applicator	0	560-10026	WC12-0	WC12	.177" (4.4)	.236" (6.0)	.139" (3.54)	300	
	1	560-10027	WC12-1	WC12	.177" (4.4)	.236" (6.0)	.139" (3.54)	300	
	2	560-10028	WC12-2	WC12	.177" (4.4)	.236" (6.0)	.139" (3.54)	300	
	3	560-10029	WC12-3	WC12	.177" (4.4)	.236" (6.0)	.139" (3.54)	300	
	4	560-10030	WC12-4	WC12	.177" (4.4)	.236" (6.0)	.139" (3.54)	300	
	5	560-10031	WC12-5	WC12	.177" (4.4)	.236" (6.0)	.139" (3.54)	300	
	6	560-10032	WC12-6	WC12	.177" (4.4)	.236" (6.0)	.139" (3.54)	300	
	7	560-10033	WC12-7	WC12	.177" (4.4)	.236" (6.0)	.139" (3.54)	300	
	8	560-10034	WC12-8	WC12	.177" (4.4)	.236" (6.0)	.139" (3.54)	300	
	9	560-10035	WC12-9	WC12	.177" (4.4)	.236" (6.0)	.139" (3.54)	300	

Dimensions are approximate and subject to technical changes. Use **Part No.** for ordering and **Type** for specification purposes.

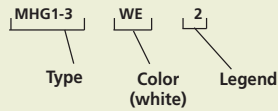
Miscellaneous Labels

Helagrip 2000 Cable Markers

HellermannTyton Helagrip 2000 cable markers are designed for wire and cable marking in tough environments. Made of PVC (Polyvinylchloride), Helagrip features include easy application, chevron shape to ensure a positive lock onto the next marker, plastic reels color coded for size, and exceptional legibility. Helagrips also take up less space on the cable than other markers.

The profile of the marker is designed to hug the wire and fit to various sizes of cable. Handy applicator tools are available for easy placement of markers on the wire. Chevron cut ensures positive locking of each marker to another marker.

Part Number Example - MHG1-3WE 2



Helagrips are available in white. For colors, contact HellermannTyton.

M = Marked Sleeve HG = Helagrip 1-3 = Size in mm WE = White 2 = Legend

To order - select type, then add WE (for white) and select legend from standard markings.



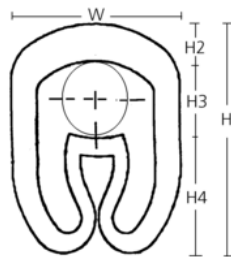
Helagrip rolls are offered in white. They are also available in yellow depending upon volume requirements.

Product Data

Type	Min. Outside Ø in. (mm)	Max. Outside Ø in. (mm)	Length (L) in. (mm)	Tool	Roll Size	Standard Markings
MHG00	.047" (1.2)	.078" (2.0)	.137" (3.5)	TJC00	1000	A, B, C, ...Z; 0, 1, 2, 3...9; +, -, /, earth symbol
MHG1-3	.03" (1.0)	.118" (3.0)	.137" (3.5)	TJC1-3	1000	
MHG2-5	.078" (2.0)	.196" (5.0)	.137" (3.5)	TJC2-5	1000	
MHG3-7	.118" (3.0)	.275" (7.0)	.137" (3.5)	TJC3-7	500	
MHG4-9	.157" (4.0)	.354" (9.0)	.196" (5.0)	TJC4-9	250	

Marker length tolerance for 00 to 3-7 is +0.00 mm to -0.10 mm. Dimensions are approximate and subject to technical changes.

Helagrip is a "closed marker" with the greatest wire range flexibility. Closed markers are applied to wire and cable prior to termination for the best mark performance and security.



Material Data

Material	PVC Polyvinylchloride
Temperature Range	-85°F to +221° (-65°C to 105°C)
Chemical Resistance	Good resistance to acid, aromatic fuel, vegetable oils, alkalis
Approval	UL224, IEC 684-3-116, BS6746C



Product Data

Helagrip Size	Width (W) - in. (mm)			Height (H) - in. (mm)			Height (H2) in. (mm)	Height (H3) in. (mm)	Height (H4) in. (mm)
	Nominal	Min.	Max.	Nominal	Min.	Max.			
MHG00	0.137 (3.5)	0.098 (2.5)	0.177 (4.5)	0.114 (2.9)	0.11 (2.8)	0.118 (3.0)	0.027 (0.7)	0.031 (0.8)	0.019 (.05)
MHG1-3	0.127 (3.25)	0.125 (3.15)	0.131 (3.35)	0.137 (3.5)	0.134 (3.4)	0.141 (3.6)	0.019 (0.5)	0.035 (0.9)	0.015 (0.4)
MHG2-5	0.165 (4.2)	0.161 (4.1)	0.169 (4.3)	0.188 (4.8)	0.185 (4.7)	0.192 (4.9)	0.031 (0.8)	0.07 (1.8)	0.015 (0.4)
MHG3-7	0.228 (5.8)	0.224 (5.7)	0.232 (5.9)	0.255 (6.5)	0.250 (6.4)	0.259 (6.6)	0.033 (0.85)	0.11 (2.8)	0.023 (0.6)
MHG4-9	0.267 (6.8)	0.259 (6.6)	0.275 (7.0)	0.346 (8.8)	0.338 (8.6)	0.354 (9.0)	0.039 (1.0)	0.149 (3.8)	0.023 (0.6)

Dimensions are approximate and subject to technical changes. Use **Part No.** for ordering and **Type** for specification purposes.


Helagrip 2000 Cable Markers *continued*

HELAGRIP 2000 Cassettes

Each cassette is complete with a teflon applicator and 25 of each of the following markers:

- 0-9 (inc.) color coded.
- A, E, L, N, R, S, T, +, -, Earth black on white
- The MHG1-3CASS cassette has an additional strip of each of the numbers 0, 1, 2, 3.
- Size MHG1-3CASS cable diameter range .04" to .12" (1 to 3 mm).
- Size MHG2-5CASS cable diameter range .08" to .2" (2 to 5 mm).

Color code is special order. Non-stock item.



Product Selection

Article No.	Part No.	Type	Description	Min. Outside Ø in. (mm)	Max. Outside Ø in. (mm)	Pkg. Qty.
518-05013	MHG1-3CASS	Helagrip Set 1-3	Helagrip 2000 Cassette	.03" (1.3)	.118" (2.8)	1
518-05025	MHG2-5CASS	Helagrip Set 2-5	Helagrip 2000 Cassette	.078" (2.0)	.196" (5.0)	1

Dimensions are approximate and subject to technical changes. Use **Part No.** for ordering and **Type** for specification purposes.



The profile of the marker is designed to hug the wire and fit to various sizes of cable.



Handy applicator tools are available for easy placement of markers on the wire.

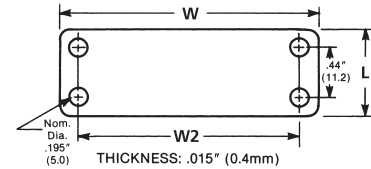
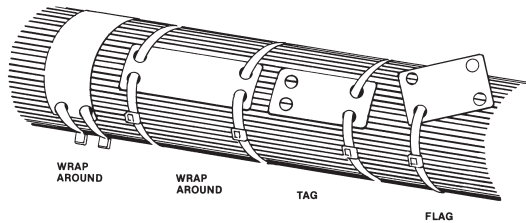
Helagrip 2000 Cable Marker Rolls Black on White, 0-9 Helagrips

Product Selection											
Wire Size	Legend	Article No.	Part No.	Type	Min. Outside Ø in. (mm)		Max. Outside Ø in. (mm)		Length (L) in. (mm)		Pkg. Qty.
18-14 Gauge Wire	0	515-00279	MHG00WE0	HGDC00	.047"	(1.2)	.078"	(2.0)	.137"	(3.5)	1000
	1	515-00289	MHG00WE1	HGDC00	.047"	(1.2)	.078"	(2.0)	.137"	(3.5)	1000
	2	515-00299	MHG00WE2	HGDC00	.047"	(1.2)	.078"	(2.0)	.137"	(3.5)	1000
	3	515-00309	MHG00WE3	HGDC00	.047"	(1.2)	.078"	(2.0)	.137"	(3.5)	1000
	4	515-00319	MHG00WE4	HGDC00	.047"	(1.2)	.078"	(2.0)	.137"	(3.5)	1000
	5	515-00329	MHG00WE5	HGDC00	.047"	(1.2)	.078"	(2.0)	.137"	(3.5)	1000
	6	515-00339	MHG00WE6	HGDC00	.047"	(1.2)	.078"	(2.0)	.137"	(3.5)	1000
	7	515-00349	MHG00WE7	HGDC00	.047"	(1.2)	.078"	(2.0)	.137"	(3.5)	1000
	8	515-00359	MHG00WE8	HGDC00	.047"	(1.2)	.078"	(2.0)	.137"	(3.5)	1000
	9	515-00369	MHG00WE9	HGDC00	.047"	(1.2)	.078"	(2.0)	.137"	(3.5)	1000
17-12 Gauge Wire	0	515-01279	MHG1-3WE0	HGDC1-3	.03"	(1.0)	.118"	(3.0)	.137"	(3.5)	1000
	1	515-01289	MHG1-3WE1	HGDC1-3	.03"	(1.0)	.118"	(3.0)	.137"	(3.5)	1000
	2	515-01299	MHG1-3WE2	HGDC1-3	.03"	(1.0)	.118"	(3.0)	.137"	(3.5)	1000
	3	515-01309	MHG1-3WE3	HGDC1-3	.03"	(1.0)	.118"	(3.0)	.137"	(3.5)	1000
	4	515-01319	MHG1-3WE4	HGDC1-3	.03"	(1.0)	.118"	(3.0)	.137"	(3.5)	1000
	5	515-01329	MHG1-3WE5	HGDC1-3	.03"	(1.0)	.118"	(3.0)	.137"	(3.5)	1000
	6	515-01339	MHG1-3WE6	HGDC1-3	.03"	(1.0)	.118"	(3.0)	.137"	(3.5)	1000
	7	515-01349	MHG1-3WE7	HGDC1-3	.03"	(1.0)	.118"	(3.0)	.137"	(3.5)	1000
	8	515-01359	MHG1-3WE8	HGDC1-3	.03"	(1.0)	.118"	(3.0)	.137"	(3.5)	1000
	9	515-01369	MHG1-3WE9	HGDC1-3	.03"	(1.0)	.118"	(3.0)	.137"	(3.5)	1000
14-16 Gauge Wire	0	515-02279	MHG2-5WE0	HGDC2-5	.078"	(2.0)	.196"	(5.0)	.137"	(3.5)	1000
	1	515-02289	MHG2-5WE1	HGDC2-5	.078"	(2.0)	.196"	(5.0)	.137"	(3.5)	1000
	2	515-02299	MHG2-5WE2	HGDC2-5	.078"	(2.0)	.196"	(5.0)	.137"	(3.5)	1000
	3	515-02309	MHG2-5WE3	HGDC2-5	.078"	(2.0)	.196"	(5.0)	.137"	(3.5)	1000
	4	515-02319	MHG2-5WE4	HGDC2-5	.078"	(2.0)	.196"	(5.0)	.137"	(3.5)	1000
	5	515-02329	MHG2-5WE5	HGDC2-5	.078"	(2.0)	.196"	(5.0)	.137"	(3.5)	1000
	6	515-02339	MHG2-5WE6	HGDC2-5	.078"	(2.0)	.196"	(5.0)	.137"	(3.5)	1000
	7	515-02349	MHG2-5WE7	HGDC2-5	.078"	(2.0)	.196"	(5.0)	.137"	(3.5)	1000
	8	515-02359	MHG2-5WE8	HGDC2-5	.078"	(2.0)	.196"	(5.0)	.137"	(3.5)	1000
	9	515-02699	MHG2-5WE9	HGDC2-5	.078"	(2.0)	.196"	(5.0)	.137"	(3.5)	1000
12-2 Gauge Wire	0	515-02501	MHG3-7WE0	HGDC3-7	.118"	(3.0)	.275"	(7.0)	.137"	(3.5)	500
	1	515-02502	MHG3-7WE1	HGDC3-7	.118"	(3.0)	.275"	(7.0)	.137"	(3.5)	500
	2	515-02503	MHG3-7WE2	HGDC3-7	.118"	(3.0)	.275"	(7.0)	.137"	(3.5)	500
	3	515-02504	MHG3-7WE3	HGDC3-7	.118"	(3.0)	.275"	(7.0)	.137"	(3.5)	500
	4	515-02505	MHG3-7WE4	HGDC3-7	.118"	(3.0)	.275"	(7.0)	.137"	(3.5)	500
	5	515-02506	MHG3-7WE5	HGDC3-7	.118"	(3.0)	.275"	(7.0)	.137"	(3.5)	500
	6	515-02507	MHG3-7WE6	HGDC3-7	.118"	(3.0)	.275"	(7.0)	.137"	(3.5)	500
	7	515-02508	MHG3-7WE7	HGDC3-7	.118"	(3.0)	.275"	(7.0)	.137"	(3.5)	500
	8	515-02509	MHG3-7WE8	HGDC3-7	.118"	(3.0)	.275"	(7.0)	.137"	(3.5)	500
	9	515-02510	MHG3-7WE9	HGDC3-7	.118"	(3.0)	.275"	(7.0)	.137"	(3.5)	500
10-2/0 Gauge Wire	0	515-03821	MHG4-9WE0	HGDC4-9	.157"	(4.0)	.354"	(9.0)	.196"	(5.0)	250
	1	515-03822	MHG4-9WE1	HGDC4-9	.157"	(4.0)	.354"	(9.0)	.196"	(5.0)	250
	2	515-03823	MHG4-9WE2	HGDC4-9	.157"	(4.0)	.354"	(9.0)	.196"	(5.0)	250
	3	515-03824	MHG4-9WE3	HGDC4-9	.157"	(4.0)	.354"	(9.0)	.196"	(5.0)	250
	4	515-03825	MHG4-9WE4	HGDC4-9	.157"	(4.0)	.354"	(9.0)	.196"	(5.0)	250
	5	515-03826	MHG4-9WE5	HGDC4-9	.157"	(4.0)	.354"	(9.0)	.196"	(5.0)	250
	6	515-03827	MHG4-9WE6	HGDC4-9	.157"	(4.0)	.354"	(9.0)	.196"	(5.0)	250
	7	515-03828	MHG4-9WE7	HGDC4-9	.157"	(4.0)	.354"	(9.0)	.196"	(5.0)	250
	8	515-03829	MHG4-9WE8	HGDC4-9	.157"	(4.0)	.354"	(9.0)	.196"	(5.0)	250
	9	515-03830	MHG4-9WE9	HGDC4-9	.157"	(4.0)	.354"	(9.0)	.196"	(5.0)	250

Dimensions are approximate and subject to technical changes. Use **Part No.** for ordering and **Type** for specification purposes.

Identification Marker Plates

Identification marker plates can be mounted in any direction, either vertically or horizontally as flags, tags, or wraparound identification plates. They can be marked with HellermannTyton marking pen (Part Number FTP) or hot stamped. These marker plates are manufactured from nylon and are white.



Product Selection						
Article No.	Part No.	Type	Width (W) in. (mm)	Width 2 (W2) in. (mm)	Length (L) in. (mm)	Pkg. Qty.
T18 Series thru T50 Series Ties						
151-42159	IMP1.510C2	IMP1.5	.75 " (19.1)	1.03 " (26.2)	1.5 " (38.1)	100
151-00238	IMP1.510M4	IMP1.5	.75 " (19.1)	1.03 " (26.2)	1.5 " (38.1)	1000
151-00236	IMP1.7510C2	IMP1.75	1.75 " (44.5)	1.28 " (26.2)	.75 " (19.1)	100
151-00237	IMP1.7510M4	IMP1.75	1.75 " (44.5)	1.28 " (26.2)	.75 " (19.1)	1000
151-42229	IMP210C2	IMP210	.75 " (19.1)	1.53 " (38.90)	2.0 " (50.8)	100
151-00239	IMP210M4	IMP210	.75 " (19.1)	1.53 " (38.90)	2.0 " (50.8)	1000
151-42259	IMP2.510C2	IMP2.5	1.75 " (44.75)	2.03 " (51.6)	2.50 " (63.5)	100
151-00240	IMP2.510M4	IMP2.5	1.75 " (44.75)	2.03 " (51.6)	2.50 " (63.5)	1000
151-42359	IMP3.510C2	IMP3.5	.75 " (19.1)	3.03 " (77.0)	3.50 " (88.9)	100
151-00241	IMP3.510M4	IMP3.5	.75 " (19.1)	3.03 " (77.0)	3.50 " (88.90)	1000
151-42269	IMP2.5W1.7510C2	IMP2.5	1.75 " (44.75)	2.03 " (51.6)	2.50 " (63.5)	100
151-00242	IMP2.5W1.7510H4	IMP2.5	1.75 " (44.75)	2.03 " (51.6)	2.50 " (63.5)	500

Dimensions are approximate and subject to technical changes. Use **Part No.** for ordering and **Type** for specification purposes.